

American League All-Stars

Batter	1	2	3	4	5	6	7	8	9	10	11	12	13	14	AB	R	H	RBI	BB	SO	LOB
Phil Rizzuto, R (1, 6) <small>OBP: 0.333, SLG: 0.333</small>	0-0 4-3 1B		0-0 F8 WP 2-3 1B		0-3 K		0-0 F2			0-0 F6			0-0 F8		6	0	2	0	0	1	1
Larry Doby, L (1, 8) <small>OBP: 0.333, SLG: 0.500</small>	0-0 4-3 1-2		0-3 K2-3 1-2		0-0 F8 1-3 1B 2B		0-3 K			0-0 FC6-4 1B			0-0 G3		6	1	2	0	0	2	3
George Kell, R (1, 5)	0-0 F8		0-0 F8 2-3 3-H		0-0 F8 2-3 3-H		0-3 K			0-0 FC6-4 1-2f			0-0 6-3		6	0	0	2	0	1	4
Ted Williams, L (1, 7) <small>OBP: 0.250, SLG: 0.250</small> Dom DiMaggio, R (9, 7)	0-0 4-3		0-0 F7		0-0 FC1-2-5 3B		0-3 K			0-0 K			0-0 6-3		4	0	1	1	0	1	2
Walt Dropo, R (1, 3) <small>OBP: 0.333, SLG: 1.000</small> Ferris Fain, L (8, PH) <small>OBP: 0.333, SLG: 0.333</small>		0-0 F8		0-0 FC1-2-5 3B	0-0 F5		0-0 F6			0-0 F6			0-0 3-1		3	0	1	0	0	0	1
Hoot Evers, R (1, 9) Joe DiMaggio, R (9, 9)		4-0 FC5-4 BB		0-0 6-3		0-3 K			0-0 F8				0-0 F2		2	0	0	0	1	1	1
Yogi Berra, L (1, 2) Jim Hegan, R (4, PR) (5, 2)		0-0 FC5-4 1-2f		0-0 FC1-2-5 FC6-4 3-H		0-3 K			0-3 K				0-3 K		3	0	0	0	0	3	0
Bobby Doerr, R (1, 4) Jerry Coleman, R (9, 4)		0-0 L9		0-0 FC6-4 1-2f		0-0 6-3			0-3 K				0-3 K		3	0	0	0	0	0	2
Vic Raschi, R (1, 11) Cass Michaels, R (3, PH) Bob Lemon, L (4, 11) Art Houtteman, R (7, 11) Allie Reynolds, R (10, 11) Tommy Henrich, L (12, PH) Ted Gray, S (13, 11) Bob Feller, R (14, 11)			0-0 1B F8 2B		4-0 2B F8 BB		0-3 K			0-0 5-3			0-0 L8		0	0	0	0	0	0	0

Inning Stats		R: 0	H: 1	E: 0	LOB: 1	K: 0	BB: 0	S: 4	P: 4	R: 0	H: 0	E: 0	LOB: 1	K: 0	BB: 1	S: 3	P: 7	R: 1	H: 2	E: 0	LOB: 1	K: 1	BB: 0	S: 7	P: 7	R: 0	H: 1	E: 0	LOB: 1	K: 0	BB: 0	S: 4	P: 4	R: 2	H: 2	E: 0	LOB: 1	K: 1	BB: 1	S: 7	P: 11	R: 0	H: 0	E: 0	LOB: 0	K: 2	BB: 0	S: 7	P: 7	R: 0	H: 0	E: 0	LOB: 0	K: 2	BB: 0	S: 7	P: 7	R: 0	H: 0	E: 0	LOB: 0	K: 2	BB: 0	S: 7	P: 7	R: 0	H: 0	E: 0	LOB: 0	K: 2	BB: 0	S: 7	P: 7	R: 0	H: 1	E: 0	LOB: 1	K: 0	BB: 0	S: 4	P: 4	R: 0	H: 0	E: 0	LOB: 0	K: 0	BB: 0	S: 3	P: 3	R: 0	H: 0	E: 0	LOB: 0	K: 2	BB: 0	S: 7	P: 7	R: 0	H: 0	E: 0	LOB: 0	K: 0	BB: 0	S: 3	P: 3	R: 0	H: 1	E: 0	LOB: 0	K: 0	BB: 0	S: 3	P: 3	1B: 5	SF: 0	2B: 2	SAC: 0	3B: 1	DP: 1	HR: 0	HBP: 0	WP: 1	PA: 51
--------------	--	------	------	------	--------	------	-------	------	------	------	------	------	--------	------	-------	------	------	------	------	------	--------	------	-------	------	------	------	------	------	--------	------	-------	------	------	------	------	------	--------	------	-------	------	-------	------	------	------	--------	------	-------	------	------	------	------	------	--------	------	-------	------	------	------	------	------	--------	------	-------	------	------	------	------	------	--------	------	-------	------	------	------	------	------	--------	------	-------	------	------	------	------	------	--------	------	-------	------	------	------	------	------	--------	------	-------	------	------	------	------	------	--------	------	-------	------	------	------	------	------	--------	------	-------	------	------	-------	-------	-------	--------	-------	-------	-------	--------	-------	--------

	PITCHER	IP	WLS	BF	H	R	ER	SO	BB	IBB	HBP	BLK	WP	HR	S	P	ERA	WHIP
Robin Roberts, R (1, 1) <small>ERA: 3.0</small>	3.0		13	3	1	1	1	1	1	0	0	0	0	0	11	15	9.00	2.000
Don Newcombe, R (4, 1) <small>ERA: 3.0</small>	2.0		10	3	2	2	1	1	1	0	0	0	0	0	7	7	0.00	0.000
Jim Konstanty, R (6, 1) <small>ERA:</small>	1.0		3	0	0	0	2	0	0	0	0	0	0	0	0	0	0.00	0.200
Larry Jansen, R (7, 1) <small>ERA:</small>	5.0		16	1	0	0	6	0	0	0	0	0	0	0	28	28	0.00	0.200
Ewell Blackwell, R (12, 1) <small>ERA:</small>	3.0	W	9	1	0	0	2	0	0	0	0	0	0	0	13	13	0.00	0.333

National League All-Stars @ American League All-Stars
Comiskey Park, Chicago, IL
 Tue Jul 11 1950, 4:33 AM EDT
 Att. 46,127 - Unknown

livebaseballscorecards.com

AB	49
R	3
H	8
RBI	3
BB	2
SO	12
LOB	17



Batter	1	2	3	4	5	6	7	8	9	AB	R	H	RBI	BB	SO	LOB	TOP										
Richie Ashburn, L (1, 8) OBP: 0.600, SLG: 0.750 Duke Snider, L (8, 8)	0-0 F9 CS 2B		0-0 F9 CS		0-0 P4 BB		4-0 FC4-6 1B BB	0-0 FC6-4 1B		4	2	2	0	1	0	1											
Alvin Dark, R (1, 6) OBP: 0.200, SLG: 0.200 Pee Wee Reese, R (8, 6)	0-0 F9 2-3		0-0 5-3 CS		0-0 FC6-5 2-3		0-0 FC4-6 1B	0-0 FC6-4 1-2f		5	0	1	0	0	0	4											
Stan Musial, L (1, 7) OBP: 0.600, SLG: 1.250 Wally Westlake, R (9, 7)	4-0 CS BB			0-0 HR	0-0 F4 BB		0-0 FC4-6 1B 1-2f 2-3		0-0 CS 1B	4	1	2	1	1	0	3											
Jackie Robinson, R (1, 4) OBP: 0.600, SLG: 0.500 Red Schoendienst, S (9, 4)	0-0 P2			0-0 L8 BB		4-0 HR BB	0-0 FC6-4 1B 1-2 3-H		0-0 CS 1B	4	1	2	1	1	0	2											
Gil Hodges, R (1, 3) OBP: 0.400, SLG: 1.000	0-0 6-3 1-2 3-H			0-0 HR 1B		0-0 HR 1-H	0-0 FC6-4 1-2f		0-3 K 1-2 2-3	5	2	2	2	0	1	5											
Bob Elliott, R (1, 5) OBP: 0.500, SLG: 2.000 Willie Jones, R (4, 5)		0-0 F7		0-0 HR 1-H		0-0 F5		0-3 K	4-0 BB	2	1	1	2	0	0	0											
Del Ennis, R (1, 9) Ralph Kiner, R (4, 7) OBP: 0.500, SLG: 2.000 Johnny Wyrostek, L (8, 9)		0-3 K		0-0 F7		0-0 5-3		0-0 HR	0-0 3-1	2	0	0	0	0	1	0											
Roy Campanella, R (1, 2)		0-0 6-3		0-0 L3		0-0 P5		0-0 F9		2	1	1	1	0	0	0											
Robin Roberts, S (1, 1) Enos Slaughter, L (3, PH) Sal Maglie, R (3, 1) Don Newcombe, L (6, 1) OBP: 0.500, SLG: 0.500 Ewell Blackwell, R (9, 1)			0-0 L7		0-0 E2 FC6-5		0-0 L9	0-0 1B 1B		0	0	0	0	0	0	0											
Inning Stats	R: 1 E: 0 K: 0 S: 4	H: 1 LOB: 1 BB: 1 P: 8	R: 0 E: 0 K: 1 S: 5	H: 0 LOB: 0 BB: 0 P: 5	R: 0 E: 0 K: 0 S: 3	H: 0 LOB: 0 BB: 0 P: 3	R: 3 E: 0 K: 0 S: 6	H: 3 LOB: 0 BB: 0 P: 6	R: 0 E: 1 K: 0 S: 4	H: 0 LOB: 1 BB: 0 P: 4	R: 2 E: 0 K: 0 S: 4	H: 1 LOB: 0 BB: 1 P: 8	R: 1 E: 0 K: 0 S: 5	H: 2 LOB: 2 BB: 1 P: 9	R: 1 E: 0 K: 1 S: 8	H: 3 LOB: 2 BB: 0 P: 8	R: 0 E: 0 K: 1 S: 6	H: 2 LOB: 2 BB: 1 P: 10	1B: 7 2B: 2 3B: 0 HR: 4	SF: 0 SAC: 0 DP: 1 HBP: 0	WP: 0 PB: 0 SB: 0 CS: 4	PA: 43					
PITCHER	IP	WLS	BF	H	R	ER	SO	BB	IBB	HBP	BLK	WP	HR	S	P	ERA	WHIP										
Ned Garver, R (1, 1) ERA:	3.0		11	1	1	0	1	1	0	0	0	0	0	12	16	0.00	0.667										
Ed Lopat, L (4, 1) ERA: 27.0	1.0	L	6	3	3	3	0	0	0	0	0	0	2	6	6	27.00	3.000										
Fred Hutchinson, R (5, 1) ERA: 9.0	3.0		15	3	3	3	0	2	0	0	0	0	1	13	21	9.00	1.667										
Mel Parnell, L (8, 1) ERA: 9.0	1.0		6	3	1	1	1	0	0	0	0	0	1	8	8	9.00	3.000										
Bob Lemon, R (9, 1) ERA:	1.0		5	2	0	0	1	1	0	0	0	0	0	6	10	0.00	3.000										

National League All-Stars @ American League All-Stars
Briggs Stadium, Detroit, MI
Tue Jul 10 1951, 4:33 AM EDT
Att: 52,075 - Unknown

AB	39
R	8
H	12
RBI	7
BB	4
SO	3
LOB	17




Batter	1	2	3	4	5	6	7	8	9	AB R H RBI BB SO LOB	TOP	
Dom DiMaggio, R (1, 8) OBP: 0.667, SLG: 1.000 Larry Doby, L (5, 8)	4-0 FC6-4 BB		x 0-0 2B		0-3 K					2 0 1 0 1 1 0 0 0 0 0 0 0 0	<p>American League All-Stars @ National League All-Stars</p> <p>Shibe Park, Philadelphia, PA</p> <p>Tue Jul 08 1952, 3:33 AM EDT</p> <p>Att: 32,785 - Cloudy</p> <p>livebaseballscorecards.com</p>	
Hank Bauer, R (1, 9) OBP: 0.333, SLG: 0.333 Jackie Jensen, R (5, 9)	0-3 K		x 0-0 F2		0-0 CS 1B					3 0 1 0 0 1 2 0 0 0 0 0 0 0		
Dale Mitchell, L (1, 7) Minnie Minoso, R (4, PH) OBP: 1.000, SLG: 2.000 (4, 7)	0-3 K			x 0-0 1B 2B	0-0 CS					1 0 0 0 0 1 1 1 1 1 0 0 0 0		
Al Rosen, R (1, 5)	0-0 FC6-4 1-2f			B B B B 4-0 1B 1B BB						1 1 0 0 1 0 1		
Yogi Berra, L (1, 2)		x 0-0 L8		x 0-0 F3						2 0 0 0 0 0 2		
Eddie Robinson, L (1, 3) OBP: 0.500, SLG: 0.500		0-3 K		x 0-0 1B 1-3 2-H 1B						2 0 1 1 0 1 0		
Bobby Avila, R (1, 4) OBP: 0.500, SLG: 0.500		x 0-0 6-3		x 0-0 1B 1-2 3-H 1B						2 0 1 1 0 0 0		
Phil Rizzuto, R (1, 6)			x 0-0 F5	x 0-0 G6-4-3 1-2f						2 0 0 0 0 0 2		
Vic Raschi, R (1, 1) Gil McDougald, R (3, PH) Bob Lemon, L (3, 1) Bobby Shantz, R (5, 1)			x 0-0 5-3		x 0-0 4-3					0 0 0 0 0 0 0 1 0 0 0 0 0 0 1 0 0 0 0 0 0 0 0 0 0 0 0 0		
Inning Stats	R: 0 H: 0 E: 0 LOB: 1 K: 2 BB: 1 S: 7 P: 11	R: 0 H: 0 E: 0 LOB: 0 K: 1 BB: 0 S: 5 P: 5	R: 0 H: 1 E: 0 LOB: 1 K: 0 BB: 0 S: 4 P: 4	R: 2 H: 3 E: 0 LOB: 1 K: 0 BB: 1 S: 5 P: 9	R: 0 H: 1 E: 0 LOB: 0 K: 1 BB: 0 S: 5 P: 5					1B: 3 SF: 0 2B: 2 SAC: 0 3B: 0 DP: 1 HR: 0 HBP: 0		WP: 0 PA: 21 PB: 0 SB: 0 CS: 1
PITCHER Curt Simmons, L (1, 1) ERA: 0.00 Bob Rush, R (4, 1) ERA: 9.0	IP WLS BF H R ER SO BB IBB HBP BLK WP HR S P ERA WHIP											PITCHER IP WLS BF H R ER SO BB IBB HBP BLK WP HR S P ERA WHIP

AB	18
R	2
H	5
RBI	2
BB	2
SO	4
LOB	8



Batter	1	2	3	4	5	6	7	8	9	AB	R	H	RBI	BB	SO	LOB
Whitey Lockman, L (1, 3) <i>X</i>	0-0 P6 <i>①</i>		0-0 F8 <i>③</i>		0-3 K <i>①</i>					3	0	0	0	0	1	0
Jackie Robinson, R (1, 4) OBP: 0.333, SLG: 1.333 <i>X</i>	0-0 HR			0-0 P5 <i>①</i>	0-3 K <i>②</i>					3	1	1	1	0	1	0
Stan Musial, L (1, 8) <i>S S S</i>	0-3 K <i>②</i>			1-0 HR HBP	0-3 K <i>③</i>					2	1	0	0	0	2	0
Hank Sauer, R (1, 7) OBP: 0.500, SLG: 2.000 <i>S S S</i>	0-3 K <i>③</i>			0-0 HR 1-H						2	1	1	2	0	1	0
Roy Campanella, R (1, 2) <i>X</i>		0-0 F5 <i>①</i>		4-0 2B BB						1	0	0	0	1	0	0
Enos Slaughter, L (1, 9) OBP: 0.500, SLG: 1.000 <i>S S S</i>		0-3 K <i>②</i>		0-0 2B 1-3						2	0	1	0	0	1	0
Bobby Thomson, R (1, 5) <i>X</i>		0-0 F9 <i>③</i>		0-0 F5 <i>②</i>						2	0	0	0	0	0	2
Granny Hamner, R (1, 6) <i>X</i>			0-0 F9 <i>①</i>	4-0 IBB						1	0	0	0	1	0	0
Curt Simmons, L (1, 1) Pee Wee Reese, R (3, PH) Bob Rush, R (4, 1) <i>X</i>			0-0 F7 <i>②</i>	0-0 5-3 <i>③</i>						0	0	0	0	0	0	0
										1	0	0	0	0	0	0
										1	0	0	0	0	0	3

BOTTOM															
American League All-Stars @ National League All-Stars Shibe Park, Philadelphia, PA Tue Jul 08 1952, 3:33 AM EDT Att: 32,785 - Cloudy															
AB	18														
R	3														
H	3														
RBI	3														
BB	2														
SO	6														
LOB	5														
															

Inning Stats	R: 1	H: 1	E: 0	K: 2	S: 8	LOB: 0	BB: 0	P: 8	R: 0	H: 0	E: 0	K: 1	S: 5	LOB: 0	BB: 0	P: 5	R: 0	H: 0	E: 0	K: 0	S: 3	LOB: 0	BB: 0	P: 3	R: 2	H: 2	E: 0	K: 0	S: 5	LOB: 3	BB: 2	P: 14	R: 0	H: 0	E: 0	K: 3	S: 9	LOB: 0	BB: 0	P: 9
PITCHER	IP	WLS	BF	H	R	ER	SO	BB	IBB	HBP	BLK	WP	HR	S	P	ERA	WHIP																							
Vic Raschi, R (1, 1) ERA: 4.5	2.0		7	1	1	1	3	0	0	0	0	0	0	13	13	4.50	0.500																							
Bob Lemon, R (3, 1) ERA: 9.0	2.0	L	11	2	2	2	0	1	1	1	0	0	0	8	17	9.00	1.500																							
Bobby Shantz, L (5, 1) ERA:	1.0		3	0	0	0	3	0	0	0	0	0	0	9	9	0.00	0.000																							
PITCHER	IP	WLS	BF	H	R	ER	SO	BB	IBB	HBP	BLK	WP	HR	S	P	ERA	WHIP																							

Batter		1	2	3	4	5	6	7	8	9	AB	R	H	RBI	BB	SO	LOB	TOP							
Billy Goodman, L Nellie Fox, L	(1,4) BB (6,4) BB	4-0 CS BB		0-0 F8			0-0 4-3		0-0 F9		2	0	0	0	1	0	0								
Mickey Vernon, L Ferris Fain, L	(1,3) X (7,3) OBP: 1.000, SLG: 1.000	0-0 F9			0-3 K		0-3 K			0-0 F8 1B 1B	3	0	0	0	0	2	1								
Hank Bauer, R Johnny Mize, L	(1,9) SSS (9,PH) OBP: 1.000, SLG: 1.000	0-3 K			0-0 F7			4-0 FC6-4 BB		0-0 1B 1B	2	0	0	0	1	1	1								
Mickey Mantle, S Billy Hunter, R Larry Doby, L	(1,8) X (7,PR) (7,8)	0-0 CS 1-2	0-0 1-3		4-0 BB			0-0 FC6-4 1B		0-0 F8 2-3	2	0	0	0	1	0	1								
Al Rosen, R	(1,5) X		0-0 F7		0-0 F8			0-0 F2		0-0 P3	4	0	0	0	0	0	4								
Gus Zernial, R Minnie Minofo, R	(1,7) OBP: 0.500, SLG: 0.500 (5,7) OBP: 1.000, SLG: 1.000		0-0 1B			0-3 K		0-0 1B		0-0 1B 3-H	2	0	1	0	0	1	0								
Yogi Berra, L	(1,2) X		0-0 F8			0-0 4-3		0-0 F8		0-0 P4	4	0	0	0	0	0	5								
Chico Carrasquel, R George Kell, R Phil Rizzuto, R	(1,6) X (8,PH) (8,6)			0-0 F2		0-0 4-3			0-0 F7		2	0	0	0	0	0	0								
Billy Pierce, L Allie Reynolds, R Harvey Kuenn, R Mike Garcia, R Eddie Robinson, L Satchel Paige, R	(1,1) SSS (4,1) (6,PH) (6,1) (8,PH) (8,1)			0-3 K2-3			0-0 L9		0-0 F9		1	0	0	0	0	1	0								
Inning Stats	R: 0 E: 0 K: 1 S: 4	H: 0 LOB: 0 BB: 1 P: 8	R: 0 E: 0 K: 0 S: 4	H: 1 LOB: 1 BB: 0 P: 4	R: 0 E: 0 K: 1 S: 5	H: 0 LOB: 0 BB: 0 P: 5	R: 0 E: 0 K: 1 S: 5	H: 0 LOB: 0 BB: 0 P: 5	R: 0 E: 0 K: 1 S: 5	H: 0 LOB: 0 BB: 0 P: 5	R: 0 E: 0 K: 0 S: 4	H: 1 LOB: 2 BB: 1 P: 8	R: 0 E: 0 K: 0 S: 3	H: 0 LOB: 0 BB: 0 P: 3	R: 1 E: 0 K: 0 S: 6	H: 3 LOB: 2 BB: 0 P: 6	1B: 5 2B: 0 3B: 0 HR: 0	SF: 0 SAC: 0 DP: 0 HBP: 0	WP: 0 PB: 0 SB: 0 CS: 1	PA: 35					
PITCHER	IP	WLS	BF	H	R	ER	SO	BB	IBB	HBP	BLK	WP	HR	S	P	ERA	WHIP								
Robin Roberts, R	(1,1)	3.0	10	1	0	0	2	1	0	0	0	0	0	13	17	0.00	0.667								
Warren Spahn, L	(4,1)	2.0	W	7	0	0	2	1	0	0	0	0	0	10	14	0.00	0.500								
Curt Simmons, L	(6,1)	2.0		8	1	0	1	1	0	0	0	0	0	9	13	0.00	1.000								
Murry Dickson, R	(8,1)	2.0	S	9	3	1	0	0	0	0	0	0	0	9	9	4.50	1.500								

American League All-Stars @ National League All-Stars
 Crosley Field, Cincinnati, OH
 Tue Jul 14 1953, 3:33 AM EDT
 Att: 30,846 - Unknown

AB	31
R	1
H	5
RBI	1
BB	3
SO	5
LOB	14



Batter	1	2	3	4	5	6	7	8	9
Pee Wee Reese, R OBP: 0.500, SLG: 0.750 Granny Hamner, R (1, 6) (9, 6)	0-0 5-3		0-0 5-3		0-0 1B		0-0 2B		
Red Schoendienst, S Davey Williams, R (1, 4) (7, 4)	0-0 F9			0-0 F9	0-0 F9		4-0 BB		
Stan Musial, L OBP: 0.500, SLG: 0.500 (1, 7)	0-0 1B			0-0 L6		0-0 1B	0-3 K		
Ted Kluszewski, L OBP: 0.333, SLG: 0.333 Gil Hodges, R (1, 3) (6, PR) (7, 3)	0-0 F2			0-0 G3		0-0 1B		0-0 L8	
Roy Campanella, R OBP: 0.250, SLG: 0.250 (1, 2)		0-0 5-3			0-0 F5	0-3 K		0-0 1B	
Eddie Mathews, L (1, 5)		0-0 4-3			1-0 1B	0-0 G6-3		0-0 P6	
Gus Bell, L Duke Snider, L (1, 8) (8, PH) (9, 8)		0-0 F7			0-0 P4		0-0 3-1	4-0 1B	
Enos Slaughter, L OBP: 0.750, SLG: 0.667 (1, 9)			0-0 P5		4-0 1B	0-0 2B	0-0 1B	0-0 1B	
Robin Roberts, S Ralph Kiner, R Warren Spahn, L Richie Ashburn, L Curt Simmons, L Jackie Robinson, R Murry Dickson, R (1, 1) (3, PH) (4, 1) (5, PH) (6, 1) (7, PH) (8, 1)			0-3 K		0-0 1B	0-0 1B	0-0 P3	0-0 1B	

Inning Stats	R: 0 E: 0 K: 4 S: 4	H: 1 LOB: 1 BB: 0 P: 4	R: 0 E: 0 K: 3 S: 3	H: 0 LOB: 0 BB: 0 P: 3	R: 0 E: 0 K: 1 S: 5	H: 0 LOB: 0 BB: 0 P: 5	R: 0 E: 0 K: 0 S: 3	H: 0 LOB: 0 BB: 0 P: 3	R: 2 E: 0 K: 0 S: 5	H: 2 LOB: 2 BB: 1 P: 10	R: 0 E: 0 K: 1 S: 6	H: 2 LOB: 2 BB: 0 P: 6	R: 1 E: 0 K: 1 S: 7	H: 2 LOB: 2 BB: 1 P: 11	R: 2 E: 0 K: 0 S: 5	H: 3 LOB: 2 BB: 1 P: 9
--------------	------------------------------	---------------------------------	------------------------------	---------------------------------	------------------------------	---------------------------------	------------------------------	---------------------------------	------------------------------	----------------------------------	------------------------------	---------------------------------	------------------------------	----------------------------------	------------------------------	---------------------------------

PITCHER	IP	WLS	BF	H	R	ER	SO	BB	IBB	HBP	BLK	WP	HR	S	P	ERA	WHIP
Billy Pierce, L ERA: 3.0	(1, 1)	3.0	10	1	0	0	1	0	0	0	0	0	0	12	12	0.00	0.333
Allie Reynolds, R ERA: 9.0	(4, 1)	2.0	10	2	2	2	0	1	0	1	0	0	0	8	13	9.00	1.500
Mike Garcia, R ERA: 4.5	(6, 1)	2.0	10	4	1	1	2	1	0	0	0	0	0	13	17	4.50	2.500
Satchel Paige, R ERA: 18.0	(8, 1)	1.0	6	3	2	2	0	1	0	0	0	0	0	5	9	18.00	4.000


BOTTOM

American League All-Stars @ National League All-Stars
Crosley Field, Cincinnati, OH

Tue Jul 14 1953, 3:33 AM EDT
Att. 30,846 - Unknown

livebaseballscorecards.com

AB	32
R	5
H	10
RBI	5
BB	3
SO	3
LOB	12



1B	9	SF	0
2B	1	SAC	0
3B	0	DP	1
HR	0	HBP	1

WP	0	PA	36
PB	0	SB	1
CS	0		

National League All-Stars @ American League All-Stars
 Cleveland Municipal Stadium, Cleveland, OH

Tue Jul 13 1954, 3:33 AM EDT
 Att: 69,751 - Unknown

AB	40
R	9
H	14
RBI	9
BB	2
SO	2
LOB	14



WP:	0	PA:	43
PB:	0		
SB:	0		
CS:	1		

AB R H RBI BB SO LOB

3	0	0	0	0	0	2
2	0	0	0	0	0	1
5	0	1	0	0	0	0
4	2	3	0	1	0	0
5	1	2	0	0	0	3
4	2	2	3	0	0	2
1	0	0	0	0	0	1
3	1	1	1	0	0	0
2	0	0	0	0	0	1
2	1	1	2	0	0	0
2	1	1	0	0	0	0
3	0	1	0	1	1	2
0	0	0	0	0	0	0

1	0	0	0	0	0	0	1
1	0	1	1	0	0	0	0
0	0	0	0	0	0	0	0
1	0	0	0	0	0	0	0
0	0	0	0	0	0	0	1
0	0	0	0	0	0	0	0
0	0	0	0	0	0	0	0
0	0	0	0	0	0	0	0
1	1	1	2	0	0	0	0
0	0	0	0	0	0	0	0
0	0	0	0	0	0	0	0

Batter	1	2	3	4	5	6	7	8	9												
Granny Hamner, R Red Schoendienst, S (1, 4) (5, 4)	F9		P6	5-3		F7		E9													
Alvin Dark, R OBP: 0.200, SLG: 0.200 (1, 6)	F6			F8	L8		F2														
Duke Snider, L OBP: 0.800, SLG: 1.000 (1, 8) (4, 9)	F7			1B	HR			CS													
Stan Musial, L OBP: 0.400, SLG: 0.400 (1, 9) (4, 7)		G4-6-3		1B	P6		P4		G3												
Ted Kluszewski, L OBP: 0.500, SLG: 1.250 Gil Hodges, R (1, 3) (8, 3)		G4-6-3		2B	HR		G3		P4												
Ray Jablonski, R OBP: 0.333, SLG: 0.333 Randy Jackson, R (1, 5) (5, 5)		6-3		2B	5-3			6-3	F2												
Jackie Robinson, R OBP: 0.500, SLG: 1.000 Willie Mays, R OBP: 0.500, SLG: 0.500 (1, 7) (4, 8)			6-3	2B		F7		HR													
Roy Campanella, R OBP: 0.500, SLG: 0.333 Smoky Burgess, L (1, 2) (8, 2)			FC5-6	P5				K													
Robin Roberts, S Don Mueller, L Johnny Antonelli, L Frank Thomas, R Warren Spahn, L Mary Grason, R Gus Bell, L Gene Conley, R Carl Erskine, R			FC5-6	2B		K		HR													
Inning Stats	R: 0 E: 0 K: 0 S: 3	H: 0 LOB: 0 BB: 0 P: 3	R: 0 E: 0 K: 0 S: 3	H: 1 LOB: 0 BB: 0 P: 3	R: 0 E: 0 K: 0 S: 3	H: 0 LOB: 1 BB: 1 P: 7	R: 5 E: 0 K: 0 S: 9	H: 6 LOB: 1 BB: 0 P: 9	R: 2 E: 0 K: 0 S: 5	H: 2 LOB: 0 BB: 0 P: 5	R: 0 E: 0 K: 1 S: 6	H: 1 LOB: 1 BB: 0 P: 6	R: 0 E: 0 K: 0 S: 4	H: 1 LOB: 1 BB: 0 P: 4	R: 2 E: 1 K: 1 S: 8	H: 3 LOB: 1 BB: 0 P: 8	R: 0 E: 0 K: 0 S: 3	H: 0 LOB: 1 BB: 1 P: 7	1B: 9 2B: 3 3B: 0 HR: 2	SF: 0 SAC: 0 DP: 1 HBP: 0	WP: 0 PA: 43
PITCHER	IP WLS BF H R ER SO BB IBB HBP BLK WP HR S P ERA WHIP	IP WLS BF H R ER SO BB IBB HBP BLK WP HR S P ERA WHIP	IP WLS BF H R ER SO BB IBB HBP BLK WP HR S P ERA WHIP	IP WLS BF H R ER SO BB IBB HBP BLK WP HR S P ERA WHIP	IP WLS BF H R ER SO BB IBB HBP BLK WP HR S P ERA WHIP	IP WLS BF H R ER SO BB IBB HBP BLK WP HR S P ERA WHIP	IP WLS BF H R ER SO BB IBB HBP BLK WP HR S P ERA WHIP	IP WLS BF H R ER SO BB IBB HBP BLK WP HR S P ERA WHIP	IP WLS BF H R ER SO BB IBB HBP BLK WP HR S P ERA WHIP												
Whitey Ford, L ERA: 0.00	(1, 1) 3.0 10 1 0 0 0 1 0 0 0 0 0 9 13 0.00 0.667	(4, 1) 0.1 6 5 5 5 0 0 0 0 0 0 0 0 6 6 135.00 15.000	(4, 1) 0.2 3 1 0 0 0 0 0 0 0 0 0 0 3 3 0.00 1.500	(5, 1) 3.0 13 4 2 2 1 0 0 0 0 0 1 15 15 6.00 1.333	(8, 1) 0.2 6 3 2 2 1 0 0 0 0 0 0 1 8 8 27.00 4.500	Dean Stone, L ERA: 0.00	(8, 1) 0.1 W 0 0 0 0 0 0 0 0 0 0 0 0 0 0 0.00 0.000	Virgil Trucks, R ERA: 0.00	(9, 1) 1.0 S 4 0 0 0 0 1 0 0 0 0 0 3 7 0.00 1.000												

Batter	1	2	3	4	5	6	7	8	9
Minnie Minoso, R OBP: 0.600, SLG: 0.500 (1, 7) Jim Piersall, R (9, 9)	0-0 F8 ①		4-0 G3 1B HR BB	0-0 1-3 1B		0-0 1B 1-3 1B		0-0 6-3 ①	
Bobby Avila, R OBP: 0.750, SLG: 1.000 Bob Keegan, R Dean Stone, L Larry Doby, L OBP: 1.000, SLG: 4.000 (8, PH) (9, 8)	0-0 BB 1B		0-0 G3 HR 1B	0-0 SF7 3-H		0-0 1B 1-3 1B		0-0 HR	
Mickey Mantle, S OBP: 0.400, SLG: 0.400 Virgil Trucks, R (9, 1)	0-0 F8 ②		0-3 K ①	0-0 5-3 ③		0-0 1B 1B		0-0 BB 1B 1B	
Yogi Berra, L OBP: 0.600, SLG: 0.500 (1, 2)	4-0 1-2 BB		0-0 G3 ②		0-0 HR 1B	0-0 P4 ②		0-0 BB 1B 1B	
Al Rosen, R OBP: 0.800, SLG: 2.250 (9, 5)	0-3 K ③		0-0 HR 2-H 3-H		0-0 HR 1-H	0-0 1-2 2-3 1B		4-0 1B 1-2 2-3 BB	
Ray Boone, R OBP: 0.250, SLG: 1.000 Mickey Vernon, L (8, PH) (9, 3)		0-0 F3 ①	0-0 HR ③		0-0 5-3 ①	0-0 F8 ③		0-3 K ②	
Hank Bauer, R OBP: 0.500, SLG: 0.500 Bob Porterfield, R Nellie Fox, L OBP: 0.500, SLG: 0.500 (7, PH) (8, 4)		0-0 1B	0-3 K ③		0-0 F7 ②		0-3 K ①	0-0 1-2 2-H 3-H 1B	
Chico Carrasquel, R OBP: 0.200, SLG: 0.200 (1, 6)		0-3 K ②		0-0 1B SF7 1B	0-3 K ③		0-0 6-3 ②	0-0 P6 ③	
Whitey Ford, L Sandy Consuegra, R Bob Lemon, L Ted Williams, L Irv Noren, L (4, PH) (5, 7) (9, 7)		0-3 K ③		0-3 K ①		4-0 1B BB	0-3 K ③		

BOTTOM										
AB	R	H	RBI	BB	SO	LOB				
4	1	2	0	1	0	0				
0	0	0	0	0	0	0				
3	1	3	2	0	0	0				
0	0	0	0	0	0	0				
0	0	0	0	0	0	0				
1	1	1	1	0	0	0				
5	1	2	0	0	1	4				
0	0	0	0	0	0	0				
4	2	2	0	1	0	4				
4	2	3	5	1	1	2				
4	1	1	1	0	0	3				
1	0	0	0	0	1	3				
2	0	1	0	0	1	0				
1	0	0	0	0	0	0				
2	0	1	2	0	1	0				
5	1	1	0	0	2	3				
1	0	0	0	0	1	1				
0	0	0	0	0	0	0				
0	0	0	0	0	0	0				
2	1	0	0	1	2	1				
0	0	0	0	0	0	0				
1B:	13	SF:	1	WP:	0	PA:	44			
2B:	0	SAC:	0	PB:	0	SB:	0			
3B:	0	DP:	0	CS:	0					
HR:	4	HBP:	0							

PITCHER																	
Robin Roberts, R ERA: 12.0 Johnny Antonelli, L ERA: 13.5 Warren Spahn, L ERA: 13.5 Marv Grissom, R ERA: Gene Conley, R ERA: 81.0 (1, 1) (4, 1) (4, 1) (4, PH) (5, 7) (9, 7)	IP	WLS	BF	H	R	ER	SO	BB	IBB	HBP	BLK	WP	HR	S	P	ERA	WHIP
Carl Erskine, R ERA: (8, 1)	0.2		3	1	0	0	1	0	0	0	0	0	0	5	5	0.00	1.500



National League All-Stars @ American League All-Stars
 Cleveland Municipal Stadium, Cleveland, OH
 Tue Jul 13 1954, 3:33 AM EDT
 Att. 69,751 - Unknown

livebaseballscorecards.com

Batter	1	2	3	4	5	6	7	8	9	10	11	12	AB	R	H	RBI	BB	SO	LOB	BOTTOM									
Red Schoendienst, S (1, 4) OBP: 0.333, SLG: 0.333	0-0 K2-3 1B			0-0 F7		0-0 F9		0-0 1-3	0-0 BB 1B		0-0 4-3		6	0	2	0	0	0	1	American League All-Stars @ National League All-Stars Milwaukee County Stadium, Milwaukee, WI Tue Jul 12 1955, 4:33 AM EDT Att: 45,643 - Sunny									
Del Ennis, R Stan Musial, L (4, PH) (5, 7) OBP: 0.400, SLG: 1.000	0-3 K2-3 1-2			0-3 K		0-0 G1-6-3 1-2f		0-0 4-3	4-0 BB BB BB BB 1-2		0-0 HR		1	0	0	0	0	1	1										
Duke Snider, L Willie Mays, R (6, 8) OBP: 0.667, SLG: 0.667	0-3 K			0-0 F9			0-0 BB 1B	0-0 1B 1B	0-3 K				2	0	0	0	0	1	0										
Ted Kluszewski, L (1, 3) OBP: 0.400, SLG: 0.600		0-0 P6			0-0 1B 2B		0-0 L8	0-0 1B 1B		0-0 F9			5	1	2	0	0	0	1										
Eddie Mathews, L Randy Jackson, R (7, 5) OBP: 0.333, SLG: 0.333		0-0 F5			0-0 F9		0-0 L8	0-0 1B E 1B		0-3 K			2	0	0	0	0	0	1										
Don Mueller, L Hank Aaron, R (5, PR) (6, 9) OBP: 0.500, SLG: 0.500 OBP: 1.000, SLG: 1.000		0-0 F5			0-0 FC4 1B 2-3		4-0 BB 1B E BB	0-0 E5 1B 1-2 3-H 2-H		0-0 1B			2	0	1	0	0	0	0										
Ernie Banks, R Johnny Logan, R (6, 6) OBP: 0.333, SLG: 0.333			0-3 K		0-0 F2		0-0 E 1B 1-3 2-H	0-0 6-3		0-3 K			3	0	1	1	0	1	2										
Del Crandall, R Smoky Burgess, L (5, PH) (6, 2) Stan Lopata, R (7, PH) (8, 2)			0-0 F9		0-0 FC4 1-2f		0-0 E6 1-2 3-H		0-0 P4		0-3 K		1	0	0	0	0	0	0										
Robin Roberts, S Frank Thomas, R Harvey Haddix, L Gil Hodges, R Don Newcombe, L Gene Baker, R Sam Jones, R Joe Nuxhall, L Gene Conley, R			0-0 P3			0-0 G1-6-3 1B		0-0 F8		0-0 F9		0-0 6-3		0	0	0	0	0	0										
Inning Stats	R: 0 E: 0 K: 2 S: 7	H: 1 LOB: 0 BB: 0 P: 7	R: 0 E: 0 K: 0 S: 3	H: 0 LOB: 0 BB: 0 P: 3	R: 0 E: 0 K: 1 S: 5	H: 0 LOB: 0 BB: 0 P: 5	R: 0 E: 0 K: 1 S: 5	H: 0 LOB: 0 BB: 0 P: 5	R: 0 E: 0 K: 0 S: 3	H: 1 LOB: 0 BB: 0 P: 3	R: 2 E: 1 K: 0 S: 6	H: 2 LOB: 2 BB: 1 P: 10	R: 3 E: 1 K: 0 S: 7	H: 4 LOB: 1 BB: 0 P: 7	R: 0 E: 0 K: 1 S: 6	H: 1 LOB: 2 BB: 1 P: 10	R: 0 E: 0 K: 2 S: 8	H: 1 LOB: 1 BB: 0 P: 8	R: 0 E: 0 K: 1 S: 5		H: 0 LOB: 0 BB: 0 P: 5	R: 1 E: 0 K: 0 S: 1	H: 1 LOB: 0 BB: 0 P: 1	1B: 11 2B: 1 3B: 0 HR: 1	SF: 0 SAC: 0 DP: 1 HBP: 0	WP: 0 PB: 0 SB: 0 CS: 0	PA: 47		
PITCHER	IP WLS BF H R ER SO BB IBB HBP BLK WP HR S P ERA WHIP																												
Billy Pierce, L (1, 1) ERA:	3.0		9	1	0	0	3	0	0	0	0	0	0	0	15	15	0.00	0.333											
Early Wynn, R (4, 1) ERA:	3.0		11	3	0	0	1	0	0	0	0	0	0	0	13	13	0.00	1.000											
Whitey Ford, L (7, 1) ERA: 16.2	1.2		12	5	5	3	0	1	0	0	0	0	0	0	11	15	16.20	3.600											
Frank Sullivan, R (8, 1) ERA: 2.7	3.1	L	15	4	1	1	4	1	0	0	0	0	0	1	22	26	2.70	1.500											

livebaseballscorecards.com

AB	45
R	6
H	13
RBI	4
BB	2
SO	8
LOB	17




Batter	1	2	3	4	5	6	7	8	9	AB R H RBI BB SO LOB	TOP										
Johnny Temple, R (1, 4) OBP: 0.600, SLG: 0.500	0-3 K		0-0 2-H 1B		0-0 1-3 1B	0-3 K		4-0 S BB		4 1 2 1 1 2 1	National League All-Stars @ American League All-Stars Griffith Stadium, Washington, DC Tue Jul 10 1956, 3:33 AM EDT Att: 28,843 - Unknown AB 36 R 7 H 11 RBI 6 BB 4 SO 12 LOB 13										
Frank Robinson, R (1, 7) Duke Snider, L (5, PH) (5, 8)	0-3 K		0-3 K		0-0 F7		0-3 K	0-0 P2		2 0 0 0 0 2 1 3 0 0 0 0 1 2											
Stan Musial, L (1, 9) Hank Aaron, R (8, 7)	0-0 6-3			0-3 K	0-0 1-3		0-0 HR		0-0 F9	4 1 1 1 0 1 1 1 0 0 0 0 0 0											
Ken Boyer, R (1, 5) OBP: 0.600, SLG: 0.600		0-0 CS 1B		0-0 HR 1B	0-0 2-H 1B		0-0 6-3		0-0 P6	5 1 3 1 0 0 0											
Gus Bell, L (1, 8) Willie Mays, R (4, PH) (4, 8) (5, 9)		0-3 K		0-0 1-H HR	0-3 K		4-0 2B BB		0-3 K	1 0 0 0 0 1 1 3 2 1 2 1 2 1											
Dale Long, L (1, 3) Ted Kluszewski, L (6, PH) (6, 3)		0-3 K		0-3 K		0-0 1B WP 2B	0-0 WP 2B			2 0 0 0 0 2 1 2 1 2 1 0 0 0											
Ed Bailey, L (1, 2) Roy Campanella, R (7, 2)		0-0 CS	0-0 F3	4-0 1B BB	0-0 1-2 1B	0-0 F7	0-0 6-3			3 0 0 0 1 0 2 0 0 0 0 0 0 0											
Roy McMillan, R (1, 6) OBP: 0.750, SLG: 0.667			4-0 SH1-4 1B BB	0-0 1-2 1B		0-0 WP 1B		0-0 F3		3 1 2 0 1 0 0											
Bob Friend, R (1, 1) Rip Repulski, R (4, PH) Warren Spahn, L (4, 1) Johnny Antonelli, L (6, 1)			0-0 SH1-4	0-0 F2		0-0 5-3		0-3 K		0 0 0 0 0 0 0 1 0 0 0 0 0 2 1 0 0 0 0 0 1 1 0 0 0 0 1 0											
Inning Stats	R: 0 E: 0 K: 2 S: 7	H: 0 LOB: 0 BB: 0 P: 7	R: 0 E: 0 K: 2 S: 7	H: 1 LOB: 0 BB: 0 P: 7	R: 1 E: 0 K: 1 S: 6	H: 1 LOB: 1 BB: 1 P: 10	R: 2 E: 0 K: 2 S: 10	H: 3 LOB: 2 BB: 1 P: 14	R: 1 E: 0 K: 1 S: 7	H: 2 LOB: 1 BB: 0 P: 7		R: 2 E: 0 K: 1 S: 7	H: 2 LOB: 1 BB: 1 P: 11	R: 0 E: 0 K: 1 S: 5	H: 0 LOB: 1 BB: 1 P: 9	R: 0 E: 0 K: 1 S: 5	H: 0 LOB: 0 BB: 0 P: 5	1B: 7 2B: 2 3B: 0 HR: 2	SF: 0 SAC: 1 DP: 0 HBP: 0	WP: 2 PB: 0 SB: 1 CS: 1	PA: 42
PITCHER	IP WLS BF H R ER SO BB IBB HBP BLK WP HR S P ERA WHIP	IP WLS BF H R ER SO BB IBB HBP BLK WP HR S P ERA WHIP	IP WLS BF H R ER SO BB IBB HBP BLK WP HR S P ERA WHIP	IP WLS BF H R ER SO BB IBB HBP BLK WP HR S P ERA WHIP	IP WLS BF H R ER SO BB IBB HBP BLK WP HR S P ERA WHIP	IP WLS BF H R ER SO BB IBB HBP BLK WP HR S P ERA WHIP	IP WLS BF H R ER SO BB IBB HBP BLK WP HR S P ERA WHIP	IP WLS BF H R ER SO BB IBB HBP BLK WP HR S P ERA WHIP	IP WLS BF H R ER SO BB IBB HBP BLK WP HR S P ERA WHIP	IP WLS BF H R ER SO BB IBB HBP BLK WP HR S P ERA WHIP	IP WLS BF H R ER SO BB IBB HBP BLK WP HR S P ERA WHIP	IP WLS BF H R ER SO BB IBB HBP BLK WP HR S P ERA WHIP	IP WLS BF H R ER SO BB IBB HBP BLK WP HR S P ERA WHIP	IP WLS BF H R ER SO BB IBB HBP BLK WP HR S P ERA WHIP	IP WLS BF H R ER SO BB IBB HBP BLK WP HR S P ERA WHIP	IP WLS BF H R ER SO BB IBB HBP BLK WP HR S P ERA WHIP	IP WLS BF H R ER SO BB IBB HBP BLK WP HR S P ERA WHIP	IP WLS BF H R ER SO BB IBB HBP BLK WP HR S P ERA WHIP	IP WLS BF H R ER SO BB IBB HBP BLK WP HR S P ERA WHIP	IP WLS BF H R ER SO BB IBB HBP BLK WP HR S P ERA WHIP	IP WLS BF H R ER SO BB IBB HBP BLK WP HR S P ERA WHIP

livebaseballscores.com



Batter	1	2	3	4	5	6	7	8	9	AB	R	H	RBI	BB	SO	LOB
Harvey Kuenn, R OBP: 0.200, SLG: 0.200 (1, 6)	0-0 L5		0-0 1B		0-0 5-3		0-0 F9		0-0 FC6-4	5	0	1	0	0	0	2
Nellie Fox, L OBP: 0.500, SLG: 0.500 (1, 4)	0-0 4-3		0-0 1B			0-0 HR	0-0 P1			4	1	2	0	0	0	0
Ted Williams, L OBP: 0.250, SLG: 1.000 (1, 7)	0-3 K		0-0 G3			0-0 HR		0-0 F7		4	1	1	2	0	1	2
Mickey Mantle, S OBP: 0.250, SLG: 1.000 (1, 8)		0-3 K		0-3 K		0-0 HR		0-3 K		4	1	1	1	0	3	0
Yogi Berra, L OBP: 1.000, SLG: 1.000 (1, 2)		0-0		0-0		0-0 1B		0-0 F8		2	0	2	0	0	0	0
Sherm Lollar, R OBP: 0.500, SLG: 0.500 (6, PH) (7, 2)				FC4-6		1B				2	0	1	0	0	0	0
Al Kaline, R OBP: 0.333, SLG: 0.333 (1, 9)		0-0 F8		0-0 F8		0-0 G6-4-3				3	0	1	0	0	0	2
Jim Piersall, R (8, 9)						1B				1	0	0	0	0	0	0
Mickey Vernon, L (1, 3)		0-0 F8		0-0 FC4-6		0-0 F7				2	0	0	0	0	0	2
Vic Power, R OBP: 0.500, SLG: 0.500 (6, PH) (7, 3)				1-2f						2	0	1	0	0	0	2
George Kell, R OBP: 0.250, SLG: 0.250 (1, 5)			0-0 F7		0-0 6-3	0-0 G6-4-3				4	0	1	0	0	0	2
Billy Pierce, L Harry Simpson, L Whitley Ford, L Jim Wilson, R Billy Martin, R Tom Brewer, R Ray Boone, R Herb Score, L Early Wynn, S Ray Sievers, R			0-3 K2-3		0-0 6-3		0-0 L5		0-0 P5	0	0	0	0	0	0	0

BOTTOM	
AB	37
R	3
H	11
RBI	3
BB	0
SO	5
LOB	14
	

National League All-Stars @ American League All-Stars
 Griffith Stadium, Washington, DC
 Tue Jul 10 1956, 3:33 AM EDT
 Att. 28,843 - Unknown

Inning Stats	
R: 0 E: 0 K: 1 S: 5	H: 0 LOB: 0 BB: 0 P: 5
R: 0 E: 0 K: 1 S: 6	H: 1 LOB: 1 BB: 0 P: 6
R: 0 E: 0 K: 1 S: 7	H: 2 LOB: 2 BB: 0 P: 7
R: 0 E: 0 K: 0 S: 3	H: 1 LOB: 1 BB: 0 P: 6
R: 3 E: 0 K: 0 S: 7	H: 5 LOB: 1 BB: 0 P: 7
R: 0 E: 0 K: 0 S: 3	H: 0 LOB: 0 BB: 0 P: 3
R: 0 E: 0 K: 1 S: 5	H: 0 LOB: 0 BB: 0 P: 5
R: 0 E: 0 K: 0 S: 5	H: 2 LOB: 2 BB: 0 P: 5

PITCHER	IP	WLS	BF	H	R	ER	SO	BB	IBB	HBP	BLK	WP	HR	S	P	ERA	WHIP
Bob Friend, R ERA:	(1, 1)	3.0	W	12	3	0	3	0	0	0	0	0	0	18	18	0.00	1.000
Warren Spahn, L ERA: 13.5	(4, 1)	2.0		10	4	3	3	1	0	0	0	0	2	12	12	13.50	2.000
Johnny Antonelli, L ERA:	(6, 1)	4.0	S	15	4	0	1	0	0	0	0	0	0	17	17	0.00	1.000

TOP

American League All-Stars @ National League All-Stars

Sportsman's Park, St. Louis, MO

Tue Jul 09 1957, 4:33 AM EDT
Att. 30,693 - Unknown

livebaseballscores.com

AB	37
R	6
H	10
RBI	6
BB	4
SO	1
LOB	23



Batter	1	2	3	4	5	6	7	8	9	AB	R	H	RBI	BB	SO	LOB
Harvey Kuenn, R (1, 6) Gil McDougald, R (4, 6)	0-0 F7 BB BB	4-0 BB 1-2 2-3 3-H		0-0 P5 BB			0-0 1-3 BB		0-0 E4 SH1-3 1B	2	0	0	1	1	0	1
Nellie Fox, L (1, 4)	0-0 P4	0-0 F7 BB			0-0 G3		0-0 G3		0-0 SH1-3 1-2 2-3	4	0	0	0	0	0	3
Al Kaline, R (1, 9) OBP: 0.400, SLG: 0.400	0-0 F8				0-0 F9 G3 1B		0-0 L3		0-0 2B 1B 2-H 3-H	5	1	2	2	0	0	0
Mickey Mantle, S (1, 8) OBP: 0.400, SLG: 0.250		0-0 BB 1B		0-0 P6		0-0 F7		4-0 1B BB	0-3 K 2B	4	1	1	0	1	1	2
Ted Williams, L (1, 7) Minnie Minoso, R (8, 7) OBP: 1.000, SLG: 2.000		4-0 BB 1B BB BB		0-0 G3			0-0 F7		0-0 F8 1-H	3	1	0	0	1	0	2
Vic Wertz, L (1, 3) Bill Skowron, R (4, 3) OBP: 0.667, SLG: 1.000		0-0 BB BB 1B		0-0 P4			0-0 WP 1B 2B		0-0 6-3 1-2 1B	2	0	1	1	0	0	1
Yogi Berra, L (1, 2) OBP: 0.500, SLG: 0.333		4-0 BB BB			0-0 F2		0-0 FC6-4 1B 2-H		0-0 F9	3	0	1	1	1	0	2
George Kell, R (1, 5) Frank Malzone, R (4, 5)		0-0 F3			0-0 F7		0-0 FC6-4 1-2f		0-0 L5	2	0	0	0	0	0	3
Jim Bunning, R (1, 1) Charlie Maxwell, L (4, PH) Billy Loes, R (4, 1) Early Wynn, S (7, 1) Billy Pierce, L (7, 1) Don Mossi, L (8, 1) Bob Grim, R (9, 1)		0-0 P6			0-0 1B		0-0 6-3		0-0 SH1-3 1B 1B	1	0	0	0	0	0	3

Inning Stats	R: 0	H: 0	E: 0	K: 0	S: 3	P: 3	R: 2	H: 2	E: 0	K: 0	S: 5	P: 17	R: 0	H: 1	E: 0	K: 0	S: 4	P: 4	R: 0	H: 0	E: 0	K: 0	S: 3	P: 3	R: 1	H: 2	E: 0	K: 0	S: 5	P: 5	R: 0	H: 0	E: 0	K: 0	S: 3	P: 3	R: 0	H: 1	E: 0	K: 0	S: 4	P: 8	R: 3	H: 3	E: 1	K: 1	S: 9	P: 9	1B: 8	SF: 0	2B: 2	SAC: 1	3B: 0	DP: 0	HR: 0	HBP: 0	WP: 1	PA: 42
--------------	------	------	------	------	------	------	------	------	------	------	------	-------	------	------	------	------	------	------	------	------	------	------	------	------	------	------	------	------	------	------	------	------	------	------	------	------	------	------	------	------	------	------	------	------	------	------	------	------	-------	-------	-------	--------	-------	-------	-------	--------	-------	--------

PITCHER	IP	WLS	BF	H	R	ER	SO	BB	IBB	HBP	BLK	WP	HR	S	P	ERA	WHIP
Curt Simmons, L (1, 1) ERA: 18.0	1.0	L	7	2	2	2	0	2	0	0	0	0	0	5	13	18.00	4.000
Lew Burdette, R (2, 1) ERA:	4.0		15	2	0	0	0	1	0	0	0	0	0	14	18	0.00	0.750
Jack Sanford, R (6, 1) ERA: 9.0	1.0		5	2	1	1	0	0	0	0	0	1	0	5	5	9.00	2.000
Larry Jackson, R (7, 1) ERA:	2.0		8	1	0	0	0	1	0	0	0	0	0	7	11	0.00	1.000
Clem Labine, R (9, 1) ERA: 9.0	1.0		7	3	3	1	1	0	0	0	0	0	0	9	9	9.00	3.000

Batter	1	2	3	4	5	6	7	8	9	AB	R	H	RBI	BB	SO	LOB
Johnny Temple, R (1, 4) Red Schoendienst, S (6, PH) (7, 4)	0-0 F8			0-3 K		0-0 F9		0-0 4-3		2	0	0	0	0	1	0
Hank Aaron, R (1, 9) OBP: 0.250, SLG: 0.250	0-0 L7			0-0 2B		0-0 1-3		0-3 K		4	0	1	0	0	1	0
Stan Musial, L (1, 3) OBP: 0.500, SLG: 0.667	0-0 P7			0-0 1-3			0-0 L8		4-0 3B	3	1	1	0	1	0	0
Willie Mays, R (1, 8) OBP: 0.500, SLG: 1.000		0-3 K		0-0 P4			0-0 1B		0-0 WP	4	2	2	1	0	1	2
Ed Bailey, L (1, 2) OBP: 0.333, SLG: 0.333 Hank Foiles, R (9, PH) OBP: 1.000, SLG: 1.000		0-0 4-3		0-0 G3			0-0 2B		0-0 BB	3	1	1	0	0	0	2
Frank Robinson, R (1, 7) OBP: 0.500, SLG: 0.500 Gus Bell, L (7, PH) OBP: 1.000, SLG: 2.000 (8, 7)		0-0 5-3			0-0 FC9-6		0-0 3-1		4-0 1B	2	0	1	0	0	0	0
Don Hoak, R (1, 5) Eddie Mathews, L (5, PH) (6, 5)			0-0 6-3		0-0 FC9-6		0-0 3-1		0-3 K	1	0	0	0	0	0	0
Roy McMillan, R (1, 6) Ernie Banks, R (5, PH) OBP: 0.333, SLG: 0.333 (6, 6)			0-0 F8		0-0 G5-4-3		0-3 K		0-0 1B	3	0	1	1	0	1	2
Curt Simmons, L (1, 1) Lew Burdette, R (2, 1) Jack Sanford, R (6, 1) Wally Moon, L (8, PH) Larry Jackson, R (7, 1) Gino Cimoli, R (8, PH) Clem Labine, R (9, 1) Gil Hodges, R (9, PH)			0-0 F8			0-0 4-3		0-3 K	0-0 L7	0	0	0	0	0	0	0

BOTTOM

American League All-Stars @ National League All-Stars
Sportsman's Park, St. Louis, MO
Tue Jul 09 1957, 4:33 AM EDT
Att. 30,693 - Unknown

AB	34
R	5
H	9
RBI	4
BB	2
SO	6
LOB	11



Inning Stats	R: 0	H: 0	E: 0	LOB: 0	K: 0	S: 3	P: 3	R: 0	H: 0	E: 0	LOB: 0	K: 0	S: 3	P: 3	R: 0	H: 2	E: 0	LOB: 2	K: 1	S: 7	R: 0	H: 1	E: 0	LOB: 0	K: 0	S: 3	P: 3	R: 2	H: 3	E: 0	LOB: 1	K: 1	S: 8	R: 0	H: 0	E: 0	LOB: 0	K: 2	S: 7	P: 7	R: 3	H: 3	E: 0	LOB: 1	K: 1	S: 7	P: 15	1B: 6	SF: 0	2B: 2	SAC: 0	3B: 1	DP: 1	HR: 0	HBP: 0	WP: 1	PA: 36
PITCHER	IP	WLS	BF	H	R	ER	SO	BB	IBB	HBP	BLK	WP	HR	S	P	ERA	WHIP													PITCHER	IP	WLS	BF	H	R	ER	SO	BB	IBB	HBP	BLK	WP	HR	S	P	ERA	WHIP										
Jim Bunning, R (1, 1) ERA:	3.0		9	0	0	0	1	0	0	0	0	0	0	11	11	0.00	0.000													Bob Grim, R (9, 1) ERA:	0.1		1	0	0	0	0	0	0	0	0	0	0	0	0	0.00	0.000										
Billy Loes, R (4, 1) ERA:	3.0		11	3	0	0	1	0	0	0	0	0	0	13	13	0.00	1.000																																								
Early Wynn, R (7, 1) ERA: 54.0	0.1		4	3	2	2	0	0	0	0	0	0	0	4	4	54.00	9.000																																								
Billy Pierce, L (7, 1) ERA: 16.2	1.2		9	2	3	3	3	2	0	0	0	1	0	13	21	16.20	2.400																																								
Don Mossi, L (9, 1) ERA:	0.2		2	1	0	0	1	0	0	0	0	0	0	4	4	0.00	1.500																																								

Batter	1	2	3	4	5	6	7	8	9	AB	R	H	RBI	BB	SO	LOB	TOP															
Willie Mays, R (1, 8) OBP: 0.250, SLG: 0.250	0-0 1B SF8	0-0 FC5-4 E S 1-2r 1B		0-0 F3			0-0 6-3			4	2	1	0	0	0	1	National League All-Stars @ American League All-Stars Memorial Stadium, Baltimore, MD Tue Jul 08 1958, 3:33 AM EDT Att: 48,829 - Unknown livebaseballscores.com															
Bob Skinner, L (1, 7) OBP: 0.333, SLG: 0.333 Lee Walls, R (7, PH) (7, 7)	0-0 L9	0-0 1B			0-0 E4		0-0 4-3			3	0	1	1	0	0	1																
Stan Musial, L (1, 3) OBP: 0.250, SLG: 0.250	0-0 1B BB WP 1-3	0-0 P4			0-0 P6			0-0 6-3		4	1	1	0	0	0	2																
Hank Aaron, R (1, 9)	0-0 SF8			0-0 1B BB		0-0 F8		0-0 6-3		2	0	0	1	1	0	1																
Ernie Banks, R (1, 6)	1-0 1-2 WP BB HBP		0-0 P4		0-0 6-3		0-3 K			3	0	0	0	0	1	2																
Frank Thomas, R (1, 5) OBP: 0.500, SLG: 0.333	4-0 1-2 2-3 WP BB		0-0 1B G5-4-3		0-0 F2			0-0 F2		3	0	1	0	1	0	0																
Bill Mazeroski, R (1, 4)	0-0 L7		0-0 G5-4-3 1-2r		0-0 4-3		0-3 K			4	0	0	0	0	1	4																
Del Crandall, R (1, 2)		0-0 F7		0-0 F7		0-0 L7		0-0 P4		4	0	0	0	0	0	0																
Warren Spahn, L (1, 1) Don Blasingame, L (4, PH) Bob Friend, R (4, 1) Larry Jackson, R (6, 1) Johnny Logan, R (7, PH) Turk Farrell, R (7, 1)		4-0 FC5-4 BB		0-0 F8		0-0 L7				0	0	0	0	1	0	0																
Inning Stats	R: 2 E: 0 K: 0 S: 5	H: 2 LOB: 2 BB: 1 P: 10	R: 1 E: 0 K: 0 S: 4	H: 1 LOB: 1 BB: 1 P: 8	R: 0 E: 0 K: 0 S: 3	H: 1 LOB: 1 BB: 1 P: 7	R: 0 E: 0 K: 0 S: 3	H: 0 LOB: 0 BB: 0 P: 3	R: 0 E: 1 K: 0 S: 4	H: 0 LOB: 1 BB: 0 P: 4	R: 0 E: 0 K: 0 S: 3	H: 0 LOB: 0 BB: 0 P: 3	R: 0 E: 0 K: 0 S: 3	H: 0 LOB: 0 BB: 0 P: 3	R: 0 E: 0 K: 1 S: 5	H: 0 LOB: 0 BB: 0 P: 5	R: 0 E: 0 K: 1 S: 5	H: 0 LOB: 0 BB: 0 P: 5	1B: 4 2B: 0 3B: 0 HR: 0	SF: 1 SAC: 0 DP: 1 HBP: 1	WP: 1 PB: 0 SB: 1 CS: 0	PA: 35										
PITCHER	IP WLS BF H R ER SO BB IBB HBP BLK WP HR S P ERA WHIP	PITCHER IP WLS BF H R ER SO BB IBB HBP BLK WP HR S P ERA WHIP																														
Bob Turley, R (1, 1) ERA: 16.2	1.2		11	3	3	3	0	2	0	1	0	1	0	8	17	16.20	3.000															
Ray Narleski, R (2, 1) ERA:	3.1		12	1	0	0	0	1	0	0	0	0	0	11	15	0.00	0.600															
Early Wynn, R (6, 1) ERA:	1.0	W	3	0	0	0	0	0	0	0	0	0	0	3	3	0.00	0.000															
Billy O'Dell, L (7, 1) ERA:	3.0	S	9	0	0	0	2	0	0	0	0	0	0	13	13	0.00	0.000															

AB	30
R	3
H	4
RBI	2
BB	3
SO	2
LOB	11



Batter	1	2	3	4	5	6	7	8	9	AB	R	H	RBI	BB	SO	LOB	BOTTOM
Nellie Fox, L <small>OBP: 0.500, SLG: 0.500</small> (1, 4)	0-0 E6 1B G5-4-3	0-0 1-2 2-H 1B			0-0 4-3 BB 1B	0-0 G6-4-3				4	1	2	1	0	0	2	National League All-Stars @ American League All-Stars Memorial Stadium, Baltimore, MD Tue Jul 08 1958, 3:33 AM EDT Att. 48,829 - Unknown livebaseballscores.com
Mickey Mantle, S <small>OBP: 0.750, SLG: 0.500</small> (1, 8)	0-0 1-3 1B	0-0 F8			4-0 1-2 2-3 BB		4-0 SH5-4 BB		2	0	1	0	2	0	2		
Jackie Jensen, R (1, 9)	0-0 G5-4-3 1-2f 3-H		0-0 F7		0-0 4-3		0-3 K		4	0	0	1	0	1	4		
Bob Cerv, R <small>OBP: 0.667, SLG: 0.500</small> Billy O'Dell, S (7, 1)	0-0 1B		0-0 F9		4-0 G6-4-3 IBB		0-0 SH5-4		2 0	0	1	0	1	0	0		
Bill Skowron, R (1, 3)	0-0 F9		0-0 1-3		0-0 G6-4-3 1-2f		0-3 K		4	0	0	0	0	1	5		
Frank Malzone, R <small>OBP: 0.250, SLG: 0.250</small> (1, 5)		0-0 F7		0-0 P6		0-0 E 1B 1B		0-3 K	4	1	1	0	0	1	0		
Gus Triandos, R <small>OBP: 0.500, SLG: 0.500</small> Yogi Berra, L (6, PH) (7, 2)		0-0 FC4-6 1B		0-0 F2		0-0 P5		0-0 6-3	2 2	0	1	0	0	0	0		
Luis Aparicio, R Ted Williams, L (6, PH) (7, 7) Al Kaline, R (9, 7)		0-0 FC4-6 1B 1-2f 1B		0-0 5-3		0-0 E5 1B		0-3 K	2 2	0	0	0	0	1	1		
Bob Turley, R <small>OBP: 1.000, SLG: 1.000</small> Ray Narleski, R <small>OBP: 1.000, SLG: 1.000</small> Mickey Vernon, L <small>OBP: 1.000, SLG: 1.000</small> Early Wynn, S <small>OBP: 1.000, SLG: 1.000</small> Gil McDougald, R <small>OBP: 1.000, SLG: 1.000</small> (1, 1) (2, 1) (5, PH) (6, 1) (7, 9)		0-0 1B 1-2 1B		0-0 BB 4-3 1B		0-0 G6-4-3 1-2 2-H 1B			0 1 1 0 0 0 1	0	0	0	0	0	0		

Inning Stats	R: 1 E: 1 K: 0 S: 5	H: 2 LOB: 1 BB: 0 P: 5	R: 1 E: 0 K: 0 S: 6	H: 3 LOB: 2 BB: 0 P: 6	R: 0 E: 0 K: 0 S: 3	H: 0 LOB: 0 BB: 0 P: 3	R: 0 E: 0 K: 0 S: 3	H: 0 LOB: 0 BB: 0 P: 3	R: 1 E: 0 K: 0 S: 4	H: 2 LOB: 2 BB: 2 P: 12	R: 1 E: 1 K: 0 S: 5	H: 2 LOB: 1 BB: 0 P: 5	R: 0 E: 0 K: 2 S: 7	H: 0 LOB: 1 BB: 1 P: 11	R: 0 E: 0 K: 2 S: 7	H: 0 LOB: 0 BB: 0 P: 7	1B: 9 2B: 0 3B: 0 HR: 0	SF: 0 SAC: 1 DP: 3 HBP: 0	WP: 0 PB: 0 SB: 0 CS: 0	PA: 35
---------------------	------------------------------	---------------------------------	------------------------------	---------------------------------	------------------------------	---------------------------------	------------------------------	---------------------------------	------------------------------	----------------------------------	------------------------------	---------------------------------	------------------------------	----------------------------------	------------------------------	---------------------------------	----------------------------------	------------------------------------	----------------------------------	--------

PITCHER	IP	WLS	BF	H	R	ER	SO	BB	IBB	HBP	BLK	WP	HR	S	P	ERA	WHIP
Warren Spahn, L <small>ERA: 3.0</small> (1, 1)	3.0		14	5	2	1	0	0	0	0	0	0	0	14	14	3.00	1.667
Bob Friend, R <small>ERA: 3.86</small> (4, 1)	2.1	L	13	4	2	1	0	1	1	0	0	0	0	11	19	3.86	2.143
Larry Jackson, R <small>ERA:</small> (6, 1)	0.2		1	0	0	0	0	0	0	0	0	0	0	1	1	0.00	0.000
Turk Farrell, R <small>ERA:</small> (7, 1)	2.0		7	0	0	0	4	1	0	0	0	0	0	14	18	0.00	0.500



Batter	1	2	3	4	5	6	7	8	9	AB R H RBI BB SO LOB	TOP																										
Minnie Minoso, R (1, 7) X	0-0 F8			0-0 4-3		0-3 K		0-0 F2	0-3 K	5 0 0 0 0 2 0	American League All-Stars @ National League All-Stars Forbes Field, Pittsburgh, PA Tue Jul 07 1959, 3:33 AM EDT Att: 35,277 - Unknown AB 36 R 4 H 8 RBI 4 BB 3 SO 9 LOB 8																										
Nellie Fox, L (1, 4) OBP: 0.400, SLG: 0.400	0-3 K			0-0 F5		0-0 4-3		0-0 BB 1B	0-0 WP 1B	5 1 2 0 0 1 0																											
Al Kaline, R (1, 8) Harvey Kuenn, R (6, 8) S	0-3 K			0-0 HR		0-0 L5 1B		4-0 BB 1B 2B	0-0 F5	3 1 1 1 0 1 0 1 1 0 0 1 0 1																											
Bill Skowron, R (1, 3) Vic Power, R (6, 3) S		0-0 4-3		0-0 1B 1B		0-0 FC6-4 1B		0-0 BB 2B 1B		3 0 2 0 0 0 0 1 1 1 1 0 0 0																											
Rocky Colavito, R (1, 9) Ted Williams, L (8, PH) Gil McDougald, R (8, 6)		0-3 K		0-0 1B		0-0 FC6-4		4-0 2B BB		3 0 1 0 0 1 2 0 0 0 0 1 0 0 0 0 0 0 0 0 0																											
Gus Triandos, R (1, 2) Mickey Mantle, S (8, 9)		0-0 P3		0-0 F9			0-0 5-3	0-0 FC5 2B		4 0 1 2 0 0 2 0 0 0 0 0 0 0																											
Harmon Killebrew, R (1, 5) Jim Bunning, R (7, 1) Pete Runnels, L (8, PH) Roy Sievers, R (8, PH) Whitey Ford, L (8, 1) Bud Daley, L (8, 1)			0-0 F8		0-0 6-3		0-3 K	4-0 BB		3 0 0 0 0 0 1 0 0 0 0 0 0 0 0 0 0 0 0 0 0 1 0 0 0 0 0 0 0 0 0 0 0 0 0 0 0 0 0 0																											
Luis Aparicio, R (1, 6) Sherm Lollar, R (8, PH)			0-0 F9		0-0 F7		0-3 K	0-0 FC5		3 0 0 0 0 1 0 1 0 0 0 0 0 3																											
Early Wynn, S (1, 1) Ryne Duren, R (4, 1) Frank Malzone, R (7, 5)			0-3 K		0-3 K			0-0 P4	0-0 P6	1 0 0 0 0 1 0 1 0 0 0 0 1 0 2 0 0 0 0 0 0																											
Inning Stats	R: 0 E: 0 K: 2 S: 7	H: 0 LOB: 0 BB: 0 P: 7	R: 0 E: 0 K: 1 S: 5	H: 0 LOB: 0 BB: 0 P: 5	R: 1 E: 0 K: 1 S: 6	H: 3 LOB: 2 BB: 0 P: 6	R: 0 E: 0 K: 1 S: 5	H: 0 LOB: 0 BB: 0 P: 5	R: 0 E: 1 K: 1 S: 7	H: 1 LOB: 2 BB: 0 P: 7		R: 0 E: 0 K: 2 S: 7	H: 0 LOB: 0 BB: 0 P: 7	R: 3 E: 0 K: 0 S: 6	H: 3 LOB: 3 BB: 3 P: 18	R: 0 E: 0 K: 1 S: 6	H: 1 LOB: 1 BB: 0 P: 6	1B: 6 2B: 1 3B: 0 HR: 1	SF: 0 SAC: 0 DP: 0 HBP: 0	WP: 1 PB: 0 SB: 0 CS: 0	PA: 39																
PITCHER	IP WLS BF H R ER SO BB IBB HBP BLK WP HR S P ERA WHIP																																				
Don Drysdale, R (1, 1) ERA:	3.0		9	0	0	0	4	0	0	0		0	0	0	17	17	0.00	0.000																			
Lew Burdette, R (4, 1) ERA: 3.0	3.0		14	4	1	1	2	0	0	0		0	0	1	18	18	3.00	1.333																			
Roy Face, R (7, 1) ERA: 16.2	1.2	W	10	3	3	3	2	2	0	0		0	0	0	12	20	16.20	3.000																			
Johnny Antonelli, L (8, 1) ERA:	0.1		2	0	0	0	0	1	0	0	0	0	0	1	5	0.00	3.000																				
Don Elston, R (9, 1) ERA:	1.0	S	4	1	0	0	1	0	0	0	0	1	0	6	6	0.00	1.000																				



Batter	1	2	3	4	5	6	7	8	9	AB	R	H	RBI	BB	SO	LOB	BOTTOM	
Johnny Temple, R (1, 4) Stan Musial, L (6, PH) Roy Face, R (7, 1) Johnny Antonelli, L (8, 1) Ken Boyer, R (8, PH) OBP: 1.000, SLG: 1.000	0-0 		0-0 			0-0 		0-0 1B 1B		2	0	0	0	0	0	0		American League All-Stars @ National League All-Stars Forbes Field, Pittsburgh, PA Tue Jul 07 1959, 3:33 AM EDT Att. 35,277 - Unknown
Eddie Mathews, L (1, 5) Dick Groat, R (8, PH) Don Elston, R (9, 1)	0-0 		0-0 			0-3 		0-0 1-2		3	1	1	1	0	1	0		
Hank Aaron, R (1, 9) OBP: 0.500, SLG: 0.500	0-3 		0-0 			0-0 1B		0-0 1B		4	1	2	1	0	1	0		
Willie Mays, R (1, 8) OBP: 0.250, SLG: 0.750	0-0 			0-3 		0-0 1-2f		0-0 1-H		4	0	1	1	0	1	1		
Ernie Banks, R (1, 6) OBP: 0.750, SLG: 1.333		0-0 		4-0 BB			0-0 2B	0-3 		3	1	2	0	1	1	1		
Orlando Cepeda, R (1, 3)		0-0 		0-0 1-2f			0-0 	0-0 		4	0	0	0	0	0	4		
Wally Moon, L (1, 7)		4-0 		0-3 			0-3 			2	0	0	0	1	2	1		
Del Crandall, R (1, 2) OBP: 0.333, SLG: 0.333		0-3 		0-0 			0-0 1B			3	1	1	1	0	1	2		
Don Drysdale, R (1, 1) Lew Burdette, R (4, 1) Bill Mazerowski, R (7, 4)		0-3 		0-3 			0-0 1B			1	0	0	0	0	1	2		
Inning Stats	R: 1 H: 1 E: 0 LOB: 0 K: 1 BB: 0 S: 6 P: 6	R: 0 H: 1 E: 0 LOB: 2 K: 2 BB: 1 S: 8 P: 12	R: 0 H: 0 E: 0 LOB: 0 K: 0 BB: 0 S: 3 P: 3	R: 0 H: 0 E: 0 LOB: 0 K: 1 BB: 1 S: 4 P: 8	R: 0 H: 0 E: 0 LOB: 0 K: 2 BB: 0 S: 7 P: 7	R: 0 H: 1 E: 0 LOB: 1 K: 1 BB: 0 S: 6 P: 6	R: 2 H: 3 E: 0 LOB: 1 K: 1 BB: 0 S: 7 P: 7	R: 2 H: 3 E: 0 LOB: 1 K: 1 BB: 0 S: 8 P: 8		1B: 5 SF: 0 2B: 2 SAC: 1 3B: 1 DP: 1 HR: 1 HBP: 0	WP: 0 PA: 33 PB: 0 SB: 0 CS: 0							
PITCHER	IP WLS BF H R ER SO BB IBB HBP BLK WP HR S P ERA WHIP													IP WLS BF H R ER SO BB IBB HBP BLK WP HR S P ERA WHIP				
Early Wynn, R (1, 1) ERA: 3.0	3.0																	
Ryne Duren, R (4, 1) ERA:	3.0	10	1	0	0	4	1	0	0	0	0	0	0	0	17	21	0.00	0.667
Jim Bunning, R (7, 1) ERA: 18.0	1.0	5	3	2	2	1	0	0	0	0	0	0	0	7	7	18.00	3.000	
Whitey Ford, L (8, 1) ERA: 54.0	0.1	L	4	3	2	2	0	0	0	0	0	0	0	4	4	54.00	9.000	
Bud Daley, L (8, 1) ERA:	0.2		2	0	0	0	1	0	0	0	0	0	0	4	4	0.00	0.000	

livebaseballscorecards.com

AB 30
R 5
H 9
RBI 5
BB 2
SO 9
LOB 11



Batter	1	2	3	4	5	6	7	8	9	AB R H RBI BB SO LOB
--------	---	---	---	---	---	---	---	---	---	----------------------

TOP

Pete Runnels, L (1, 3) Vic Power, R (8, 3) <small>OBP: 0.500, SLG: 0.500</small>	0-3 K		0-3 K		4-0 FC4-6 BB		0-0 E6 1B		0-0 G3	3 0 0 0 1 2 1 1 0 0 0 0 0 0
Nellie Fox, L (1, 4) <small>OBP: 0.500, SLG: 0.444</small>	4-0 3-4 BB		0-0 HR 1B		0-0 FC4-6 1-2f		0-0 BB 1B		0-0 4-3	4 1 2 1 1 0 1
Ted Williams, L (1, 7) Al Kaline, R (5, 7) <small>OBP: 0.200, SLG: 0.800</small>	0-0 3-4 1-2		0-0 F7		0-3 K		0-0 F8		0-3 K	3 0 0 0 0 1 3 2 0 0 0 0 1 2
Yogi Berra, L (1, 2) Sherm Lollar, R (6, 2)	0-3 K		0-0 HR		0-3 K		4-0 BB			3 1 1 2 0 2 2 0 0 0 0 1 0 0
Mickey Mantle, S (1, 8) Billy O'Dell, S (7, 1) Cal McLish, S (8, 1)		0-0 CS 1B	4-0 BB		0-0 F8		0-3 K			3 0 1 0 1 1 3 0 0 0 0 0 0 0 0 0 0 0 0 0 0
Roger Maris, L (1, 9) Rocky Colavito, R (5, 9) <small>OBP: 0.400, SLG: 1.000</small>		0-3 K 1-2	0-0 L9		0-3 K			0-0 HR		2 0 0 0 0 1 2 2 1 1 1 0 1 0
Frank Malzone, R (1, 5)		0-0 HR		0-0 1-3		0-0 L8		0-0 4-3		4 1 1 1 0 0 0
Luis Aparicio, R (1, 6)		4-0 S BB		0-0 5-3			0-3 K	0-0 F9		3 0 0 0 1 1 0
Jerry Walker, S (1, 1) Gene Woodling, L (4, PH) Early Wynn, S (4, 1) Hoyt Wilhelm, R (6, 1) Tony Kubek, L (7, PH) <small>(7, 7)</small>		0-3 K 1-2		0-0 G3		4-0 E 1B BB		0-3 K		1 0 0 0 0 1 1 1 0 0 0 0 0 0 0 0 0 0 0 0 0 0 0 0 0 0 0 0 1 1 0 0 1 1 0

American League All-Stars @ National League All-Stars
Los Angeles Memorial Coliseum, Los Angeles, CA

livebaseballscorecards.com

AB	33
R	5
H	6
RBI	5
BB	6
SO	12
LOB	15



Mon Aug 03 1959, 6:33 AM EDT
 Att. 55,105 - Sunny

Inning Stats	R: 0	H: 0	E: 0	K: 2	S: 7	R: 1	H: 2	E: 0	K: 2	S: 8	R: 2	H: 2	E: 0	K: 1	S: 7	R: 0	H: 0	E: 0	K: 0	S: 3	R: 0	H: 0	E: 0	K: 2	S: 7	R: 0	H: 0	E: 0	K: 1	S: 5	R: 1	H: 1	E: 3	K: 2	S: 9	R: 1	H: 1	E: 0	K: 1	S: 6	R: 0	H: 0	E: 0	K: 1	S: 5	1B: 3	2B: 0	3B: 0	HR: 3	SF: 0	SAC: 0	DP: 0	HBP: 0	WP: 0	PA: 39
--------------	------	------	------	------	------	------	------	------	------	------	------	------	------	------	------	------	------	------	------	------	------	------	------	------	------	------	------	------	------	------	------	------	------	------	------	------	------	------	------	------	------	------	------	------	------	-------	-------	-------	-------	-------	--------	-------	--------	-------	--------

PITCHER	IP	WLS	BF	H	R	ER	SO	BB	IBB	HBP	BLK	WP	HR	S	P	ERA	WHIP
Don Drysdale, R (1, 1) <small>ERA: 4.5</small>	3.0	L	15	4	3	3	5	3	0	0	0	0	2	22	34	9.00	2.333
Gene Conley, R (4, 1)	2.0		7	0	0	0	2	1	0	0	0	0	0	10	14	0.00	0.500
Sam Jones, R (6, 1)	2.0		10	1	1	0	3	2	0	0	0	0	0	14	22	0.00	1.500
Roy Face, R (8, 1) <small>ERA: 9.82</small>	2.0		7	1	1	1	2	0	0	0	0	0	1	11	11	4.50	0.500

PITCHER	IP	WLS	BF	H	R	ER	SO	BB	IBB	HBP	BLK	WP	HR	S	P	ERA	WHIP
---------	----	-----	----	---	---	----	----	----	-----	-----	-----	----	----	---	---	-----	------

Batter	1	2	3	4	5	6	7	8	9	AB	R	H	RBI	BB	SO	LOB
Johnny Temple, R (1, 4) OBP: 0.250, SLG: 0.500 Jim Gilliam, S (5, PH) OBP: 0.667, SLG: 2.000 (6, 5)	0-0 SF9 2B		0-0 F8		4-0 BB 1-2 BB		0-0 HR		0-0 G3	2	1	1	0	0	0	1
Ken Boyer, R (1, 5) OBP: 0.500, SLG: 0.333 Charlie Neal, R (6, 4)	0-0 4-3 2-3		0-0 P6		4-0 BB 1-2 2-3 BB		0-0 5-3			2	0	0	0	1	0	2
Hank Aaron, R (1, 9) OBP: 0.250, SLG: 0.286	0-0 SF9 3-H			0-0 P5		0-0 G3		0-0 5-3		3	0	0	1	0	0	3
Willie Mays, R (1, 8) OBP: 0.125, SLG: 0.375	0-0 5-3			0-0 P4		0-0 F3		0-0 5-3		4	0	0	0	0	0	0
Ernie Banks, R (1, 6) OBP: 0.375, SLG: 0.571		0-0 5-3		0-3 K		0-0 L8		0-3 K		4	0	0	0	0	2	0
Stan Musial, L (1, 3) Frank Robinson, R (5, 3) OBP: 1.000, SLG: 2.000		4-0 L3 BB			0-0 HR		0-0 1B		0-0 5-3 BB 1B	0	0	0	0	1	0	0
Wally Moon, L (1, 7)		0-0 L3 1-2			4-0 FC6-4 BB		0-0 F8		4-0 5-3 BB 1-2	2	0	0	0	2	0	2
Del Crandall, R (1, 2) OBP: 0.400, SLG: 0.400 Hal Smith, R (6, 2)			0-0 1B		0-0 B1		0-0 P4		0-3 K	2	0	1	0	0	0	1
Don Drysdale, R Eddie Mathews, L Gene Conley, R Joe Cunningham, L Vietta Pinson, L Sam Jones, R Dick Groat, R Roy Face, R Smoky Burgess, L			0-3 K		0-0 FC6-4 BB 1-2		0-0 6-3		0-0 5-3 1-2 2-3	2	0	0	0	0	0	2

Inning Stats	R: 1	H: 1	E: 0	K: 0	S: 4	R: 0	H: 0	E: 0	K: 0	S: 2	R: 0	H: 1	E: 0	K: 1	S: 6	R: 0	H: 0	E: 0	K: 1	S: 5	R: 1	H: 1	E: 0	K: 0	S: 4	R: 0	H: 1	E: 0	K: 0	S: 4	R: 0	H: 0	E: 0	K: 1	S: 5	R: 0	H: 1	E: 0	K: 0	S: 4	R: 0	H: 0	E: 0	K: 1	S: 6	R: 0	H: 1	E: 0	K: 1	S: 6	1B: 3	2B: 2	3B: 0	HR: 2	SF: 1	SAC: 0	DP: 1	HBP: 0	WP: 0	PA: 37
--------------	------	------	------	------	------	------	------	------	------	------	------	------	------	------	------	------	------	------	------	------	------	------	------	------	------	------	------	------	------	------	------	------	------	------	------	------	------	------	------	------	------	------	------	------	------	------	------	------	------	------	-------	-------	-------	-------	-------	--------	-------	--------	-------	--------

PITCHER	IP	WLS	BF	H	R	ER	SO	BB	IBB	HBP	BLK	WP	HR	S	P	ERA	WHIP
Jerry Walker, R (1, 1) ERA: 3.0	3.0		11	2	1	1	1	1	1	0	0	0	0	12	16	3.00	1.000
Early Wynn, R (4, 1) ERA: 3.6	2.0		10	1	1	1	1	3	0	0	0	0	1	9	21	4.50	2.000
Hoyt Wilhelm, R (6, 1) ERA:	1.0		4	1	0	0	0	0	0	0	0	0	0	4	4	0.00	1.000
Billy O'Dell, L (7, 1) ERA: 9.0	1.0		4	1	1	1	0	0	0	0	0	0	1	4	4	9.00	1.000
Cal McLish, R (8, 1) ERA:	2.0	S	8	1	0	0	2	1	0	0	0	0	0	11	15	0.00	1.000

BOTTOM

American League All-Stars @ National League All-Stars
Los Angeles Memorial Coliseum, Los Angeles, CA
 Mon Aug 03 1959, 6:33 AM EDT
 Att. 55,105 - Sunny

AB	31
R	3
H	6
RBI	3
BB	5
SO	4
LOB	17



Batter	1	2	3	4	5	6	7	8	9	AB	R	H	RBI	BB	SO	LOB	TOP				
Willie Mays, R (1, 8) OBP: 0.750, SLG: 1.500 Vada Pinson, L (6, 8)	0-0 1B 3B	0-0 1B		0-0 4-3 2B		0-0 F9			0-3 K	4	1	3	0	0	0	0					
Bob Skinner, L (1, 7) OBP: 0.250, SLG: 0.250 Orlando Cepeda, R (6, 7)	0-0 HR 1B	0-3 K		0-0 1-3		0-0 F2			0-3 K	4	1	1	1	0	1	2					
Eddie Mathews, L (1, 5) Ken Boyer, R (7, 5)	0-0 F3			0-0 F2 2-3		0-0 4-3			4-0 E BB	4	0	0	0	0	0	2					
Hank Aaron, R (1, 9) Roberto Clemente, R (7, 9)	0-0 F8 1-2			0-0 P3		0-0 F8			0-0 L7	4	0	0	0	0	0	2					
Ernie Banks, R (1, 6) OBP: 0.500, SLG: 1.500 Dick Groat, R (7, 6)	0-0 HR			0-0 1B 2B		0-0 F2			0-0 4-3	4	2	2	2	0	0	0					
Joe Adcock, R (1, 3) OBP: 0.667, SLG: 1.000 Bill White, L (5, PR) (5, 3)	0-0 F9			0-0 1B 1B 2-3		0-0 G5-3 2B			0-3 K	3	0	2	0	0	0	0					
Bill Mazaroski, R (1, 4) OBP: 0.667, SLG: 0.500 Stan Musial, L (8, PH) OBP: 1.000, SLG: 1.000 Tony Taylor, R (8, PR) Charlie Neal, R (8, 4)				0-0 F3 1-2 3-H 1B		1-0 HBP			0-0 FC4-6 1B	2	0	1	1	0	0	0					
Del Crandall, R (1, 2) OBP: 0.667, SLG: 1.667 Smoky Burgess, L (7, 2)				0-0 HR 1-2 2-3 1B		0-0 G5-3 2-3f			0-0 FC4-6 FC6-4	3	1	2	1	0	0	2					
Bob Friend, R (1, 1) Mike McCormick, L (4, 1) Roy Face, R (6, 1) Norm Larker, L (8, PH) Bob Buhl, R (8, 1) Vern Law, R (8, 1)				0-3 K		0-3 K			0-0 FC6-4	2	0	0	0	0	2	3					
Inning Stats	R: 3 E: 0 K: 0 S: 6	H: 3 LOB: 0 BB: 0 P: 6	R: 1 E: 0 K: 2 S: 9	H: 2 LOB: 1 BB: 0 P: 9	R: 1 E: 0 K: 1 S: 9	H: 4 LOB: 3 BB: 0 P: 9	R: 0 E: 0 K: 0 S: 4	H: 1 LOB: 1 BB: 0 P: 4	R: 0 E: 0 K: 0 S: 3	H: 0 LOB: 0 BB: 0 P: 3	R: 0 E: 0 K: 0 S: 3	H: 0 LOB: 0 BB: 0 P: 3	R: 0 E: 0 K: 1 S: 6	H: 1 LOB: 1 BB: 0 P: 6	R: 0 E: 1 K: 2 S: 7	H: 0 LOB: 1 BB: 1 P: 11	1B: 6 2B: 3 3B: 1 HR: 2	SF: 0 SAC: 0 DP: 1 HBP: 1	WP: 0 PB: 0 SB: 1 CS: 0	PA: 40	
PITCHER	IP	WLS	BF	H	R	ER	SO	BB	IBB	HBP	BLK	WP	HR	S	P	ERA	WHIP				
Bill Monbouquette, R (1, 1) ERA: 18.0	2.0	L	11	5	4	4	2	0	0	0	0	0	2	15	15	18.00	2.500				
Chuck Estrada, R (3, 1) ERA: 9.0	1.0		7	4	1	1	1	0	0	0	0	0	0	9	9	9.00	4.000				
Jim Coates, R (4, 1) ERA:	2.0		8	2	0	0	0	0	0	1	0	0	0	7	8	0.00	1.000				
Gary Bell, R (6, 1) ERA:	2.0		6	0	0	0	0	0	0	0	0	0	0	6	6	0.00	0.000				
Frank Lary, R (8, 1) ERA:	1.0		4	1	0	0	1	0	0	0	0	0	0	6	6	0.00	1.000				
PITCHER	IP	WLS	BF	H	R	ER	SO	BB	IBB	HBP	BLK	WP	HR	S	P	ERA	WHIP				
Bud Daley, L (9, 1) ERA:	1.0		4	0	0	0	2	1	0	0	0	0	0	7	11	0.00	1.000				

National League All-Stars @ American League All-Stars
Municipal Stadium, Kansas City, MO
Mon Jul 11 1960, 4:33 AM EDT
Att: 30,619 - Unknown

AB	38
R	5
H	12
RBI	5
BB	1
SO	6
LOB	14



livebaseballscores.com

Batter	1	2	3	4	5	6	7	8	9	AB	R	H	RBI	BB	SO	LOB
Minnie Minoso, R (1, 7) Jim Lemon, R (6, 7)	0-0 F8		0-0 6-3		0-0 P6		0-3 K		4-0 BB 1-2 BB	3	0	0	0	0	0	0
Frank Malzone, R (1, 5) Brooks Robinson, R (6, 5)	0-0 E5 BB		0-0 F8		0-0 F8		0-0 6-3		0-0 F8	3	0	0	0	0	0	0
Roger Maris, L (1, 9) Harvey Kuenn, R (6, 9) OBP: 0.333, SLG: 0.333	0-3 K		0-0 G3			0-0 1B		0-0 E4 HR	0-0 L9	2	0	0	0	0	1	1
Mickey Mantle, S (1, 8) Al Kaline, R (6, 8) OBP: 0.500, SLG: 2.000	4-0 1-2 BB			4-0 BB BB		0-0 L5 1B 1B		0-0 1B HR		0	0	0	0	2	0	0
Bill Skowron, R (1, 3) Frank Lary, R (8, 1) Sherm Lollar, R (8, PH) Bud Daley, L (9, 1)	0-3 K			0-3 K		0-0 1B 1B		0-0 5-3		3	0	1	0	0	2	3
Yogi Berra, L (1, 2) Elston Howard, R (6, 2)		0-0 F5		0-0 P6		4-0 1B BB		0-3 K		2	0	0	0	0	0	1
Pete Runnels, L (1, 4) Nellie Fox, L (6, 4) OBP: 0.500, SLG: 0.500		0-0 L7		4-0 1-2 BB		0-0 1B BB		0-0 F9		1	0	0	0	1	0	0
Ron Hansen, R (1, 6) Luis Aparicio, R (6, 6)		0-0 WP BLK 1B		0-3 K		0-0 G6-4-3 1B			0-0 5-3	2	0	1	0	0	1	2
Bill Monbouquette, R (1, 1) Ted Williams, L (2, PH) Chuck Estrada, R (3, 1) Jim Coates, R (4, 1) Al Smith, R (5, PH) Gary Bell, R (6, 1) Jim Gentile, L (7, PH) OBP: 0.500, SLG: 0.500		0-0 4-3			0-0 F8		0-3 K		0-0 BB 1B	0	0	0	0	0	0	0

BOTTOM

National League All-Stars @ American League All-Stars
Municipal Stadium, Kansas City, MO
 Mon Jul 11 1960, 4:33 AM EDT
 Att. 30,619 - Unknown

livebaseballscorecards.com

AB	34
R	3
H	6
RBI	3
BB	5
SO	7
LOB	15



Inning Stats	R: 0	H: 0	E: 1	LOB: 2	K: 2	S: 8	P: 12	R: 0	H: 1	E: 0	LOB: 1	K: 0	S: 4	P: 4	R: 0	H: 0	E: 0	LOB: 0	K: 0	S: 3	R: 0	H: 0	E: 0	LOB: 2	K: 2	S: 7	P: 15	R: 0	H: 0	E: 0	LOB: 0	K: 0	S: 3	R: 1	H: 3	E: 1	LOB: 2	K: 0	S: 5	P: 9	R: 0	H: 0	E: 0	LOB: 0	K: 2	S: 7	P: 7	R: 2	H: 1	E: 1	LOB: 0	K: 1	S: 7	P: 7	R: 0	H: 1	E: 0	LOB: 2	K: 0	S: 4	P: 8	1B: 5	SF: 0	2B: 0	SAC: 0	3B: 0	DP: 1	HR: 1	HBP: 0	WP: 1	PA: 39
PITCHER	IP	WLS	BF	H	R	ER	SO	BB	IBB	HBP	BLK	WP	HR	S	P	ERA	WHIP																																																						
Bob Friend, R (1, 1) ERA:	3.0		12	1	0	0	2	1	0	0	1	1	0	15	19	0.00	0.667																																																						
Mike McCormick, L (4, 1) ERA:	2.1		13	3	1	0	2	3	0	0	0	0	0	14	26	0.00	2.571																																																						
Roy Face, R (6, 1) ERA:	1.2		4	0	0	0	2	0	0	0	0	0	0	8	8	0.00	0.000																																																						
Bob Buhl, R (8, 1) ERA: 6.75	1.1		8	2	2	1	1	1	0	0	0	0	1	9	13	6.75	2.250																																																						
Vern Law, R (9, 1) ERA:	0.2	S	2	0	0	0	0	0	0	0	0	0	0	2	2	0.00	0.000																																																						

Batter	1	2	3	4	5	6	7	8	9	AB	R	H	RBI	BB	SO	LOB	TOP	
Willie Mays, R (1, 8) OBP: 0.750, SLG: 1.500 Vada Pinson, L (8, 8)	0-0 S CS 1B 1B		0-0 HR		0-0 F3			0-0 BB 1B	4-0 BB BB BB BB	4	1	3	1	0	0	0		
Bob Skinner, L (1, 7) OBP: 0.286, SLG: 0.286 Orlando Cepeda, R (7, 7)	0-0 1-2 1B		0-3 K			0-0 6-3		0-0 F7	0-0 F7	3	0	1	0	0	1	0		
Hank Aaron, R (1, 9) Roberto Clemente, R (8, PH) (8, 9)	0-0 P6		0-0 F8			0-0 5-3		4-0 BB 1-2 G4-6-3		3	0	0	0	0	0	2		
Ernie Banks, R (1, 6) OBP: 0.429, SLG: 1.000 Dick Groat, R (8, PH) (8, 6)	0-0 P3 2-3		0-0 F5			0-0 1B		0-0 G4-6-3 1-2f		3	0	1	0	0	0	2		
Joe Adcock, R (1, 3) OBP: 0.600, SLG: 0.800 Bill White, L (4, 3) Norm Larker, L (9, PH) (9, 3)	0-0 CS 3-H	0-0 HR 1B		0-3 K		0-0 F8		0-0 BB BB BB BB	4-0 HR BB	2	1	1	0	0	1	0		
Eddie Mathews, L (1, 5) OBP: 0.143, SLG: 0.571 Ken Boyer, R (7, 5) OBP: 1.000, SLG: 4.000		0-0 HR		0-0 L8		0-0 1-3		0-0 HR 1-H	0-0 HR	3	1	1	2	0	0	0		
Bill Mazerowski, R (1, 4) OBP: 0.400, SLG: 0.250 Charlie Neal, R (4, 4) Tony Taylor, R (8, 4) OBP: 1.000, SLG: 1.000		0-0 F2		0-0 6-3		0-0 F7		0-0 SH1-3 1B	0-0 1B	2	0	0	0	0	0	0		
Del Crandall, R (1, 2) OBP: 0.400, SLG: 1.000 Stan Williams, R (5, 1) Stan Musial, L (7, PH) OBP: 1.000, SLG: 2.500 Ed Bailey, L (7, 2)		0-0 6-3		0-0 F3		0-0 HR		0-0 F7	0-0 F7	2	0	0	0	0	0	0		
Vern Law, R (1, 1) Johnny Podres, L (3, 1) Smoky Burgess, L (5, PH) (5, 2) Larry Jackson, R (7, 1) Bill Henry, L (8, 1) Lindy McDaniel, R (9, 1)		0-0 4-3		0-3 K		0-0 3-1		0-0 SH1-3 1-2	0-0 SH1-3	1	0	0	0	0	0	0		
Inning Stats	R: 0 E: 0 K: 0 S: 4 H: 2 LOB: 1 BB: 0 P: 4	R: 2 E: 0 K: 0 S: 5 H: 2 LOB: 0 BB: 0 P: 5	R: 1 E: 0 K: 1 S: 6 H: 1 LOB: 0 BB: 0 P: 6	R: 0 E: 0 K: 1 S: 5 H: 0 LOB: 0 BB: 0 P: 5	R: 0 E: 0 K: 1 S: 5 H: 0 LOB: 0 BB: 0 P: 5	R: 0 E: 0 K: 1 S: 4 H: 1 LOB: 1 BB: 0 P: 4	R: 1 E: 0 K: 0 S: 4 H: 1 LOB: 0 BB: 0 P: 4	R: 0 E: 0 K: 0 S: 3 H: 1 LOB: 1 BB: 1 P: 7	R: 2 E: 0 K: 0 S: 5 H: 2 LOB: 2 BB: 2 P: 13	1B: 6 2B: 0 3B: 0 HR: 4 SF: 0 SAC: 1 DP: 1 HBP: 0	WP: 0 PB: 0 SB: 1 CS: 1 PA: 39							
PITCHER	IP WLS BF H R ER SO BB IBB HBP BLK WP HR S P ERA WHIP	IP WLS BF H R ER SO BB IBB HBP BLK WP HR S P ERA WHIP	IP WLS BF H R ER SO BB IBB HBP BLK WP HR S P ERA WHIP	IP WLS BF H R ER SO BB IBB HBP BLK WP HR S P ERA WHIP	IP WLS BF H R ER SO BB IBB HBP BLK WP HR S P ERA WHIP	IP WLS BF H R ER SO BB IBB HBP BLK WP HR S P ERA WHIP	IP WLS BF H R ER SO BB IBB HBP BLK WP HR S P ERA WHIP	IP WLS BF H R ER SO BB IBB HBP BLK WP HR S P ERA WHIP	IP WLS BF H R ER SO BB IBB HBP BLK WP HR S P ERA WHIP	IP WLS BF H R ER SO BB IBB HBP BLK WP HR S P ERA WHIP	IP WLS BF H R ER SO BB IBB HBP BLK WP HR S P ERA WHIP	IP WLS BF H R ER SO BB IBB HBP BLK WP HR S P ERA WHIP	IP WLS BF H R ER SO BB IBB HBP BLK WP HR S P ERA WHIP	IP WLS BF H R ER SO BB IBB HBP BLK WP HR S P ERA WHIP	IP WLS BF H R ER SO BB IBB HBP BLK WP HR S P ERA WHIP	IP WLS BF H R ER SO BB IBB HBP BLK WP HR S P ERA WHIP	IP WLS BF H R ER SO BB IBB HBP BLK WP HR S P ERA WHIP	
Whitey Ford, L (1, 1) ERA: 9.0	3.0 L	2.0	2.0	1.0	1.0	1.0	1.0	1.0	1.0	3.0	2.0	2.0	1.0	1.0	1.0	1.0	9.00	1.667
Early Wynn, R (4, 1) ERA:	2.0	2.0	2.0	1.0	1.0	1.0	1.0	1.0	1.0	3.0	2.0	2.0	1.0	1.0	1.0	1.0	0.00	0.000
Gerry Staley, R (6, 1) ERA: 4.5	2.0	2.0	2.0	1.0	1.0	1.0	1.0	1.0	1.0	3.0	2.0	2.0	1.0	1.0	1.0	1.0	4.50	1.000
Frank Lary, R (8, 1) ERA:	1.0	1.0	1.0	1.0	1.0	1.0	1.0	1.0	1.0	3.0	2.0	2.0	1.0	1.0	1.0	1.0	0.00	2.000
Gary Bell, R (9, 1) ERA: 6.0	1.0	1.0	1.0	1.0	1.0	1.0	1.0	1.0	1.0	3.0	2.0	2.0	1.0	1.0	1.0	1.0	18.00	4.000

National League All-Stars @ American League All-Stars
 Yankee Stadium, Bronx, NY
 Wed Jul 13 1960, 3:33 AM EDT
 Att: 38,362 - Unknown

AB	34
R	6
H	10
RBI	6
BB	3
SO	3
LOB	11



Batter	1	2	3	4	5	6	7	8	9	AB	R	H	RBI	BB	SO	LOB
Minnie Minoso, R (1, 7) Ted Williams, L (7, PH) OBP: 0.500, SLG: 0.500 Brooks Robinson, R (7, PR) (8, 5)	0-3 K ①		4-0 BB BB 1-2 BB		0-0 G6-4-3 ① ②		0-0 BB 1-3 BB 1B		0-0 6-3 ②	2	0	0	0	1	1	2
Pete Runnels, L (1, 4) Gerry Staley, R (6, 1) Al Kaline, R (7, PH) OBP: 0.750, SLG: 1.667 (8, 7)	0-0 F7 ②		4-0 BB BB 1-2 BB		0-3 K ③		4-0 BB 1-2 BB		0-0 1B	2	0	0	0	1	1	1
Roger Maris, L (1, 9)	0-0 F8 ③		0-0 P2 ③				4-0 BB		0-0 F8 ③	4	0	0	0	1	0	7
Mickey Mantle, S (1, 8) OBP: 0.500, SLG: 0.250		0-0 P3 ①		0-0 F8 ①		0-3 K ①		0-0 2B 1B		4	0	1	0	0	1	1
Bill Skowron, R (1, 3) OBP: 0.600, SLG: 0.500 Vic Power, R (6, 3)		0-0 G1-6-3 1B		4-0 FC1-4-6 BB		0-0 F8 ②		0-0 F4 ①		1	0	1	0	1	0	0
Yogi Berra, L (1, 2) Sherm Lollar, R (6, 2) OBP: 0.333, SLG: 0.667		0-0 G1-6-3 ② ③		0-3 K ②		0-0 6-3 ③		0-0 1-3 2B		2	0	0	0	0	1	2
Frank Malzone, R (1, 5) Frank Lary, R (8, 1) Al Smith, R (8, PH) Gary Bell, R (9, 1)			0-0 5-3 ①	0-0 FC1-4-6 ③			4-0 1B BB		0-0 P5 ②	2	0	0	0	1	0	1
Ron Hansen, R (1, 6) OBP: 0.500, SLG: 0.500			0-0 BB BB 1B		0-0 G6-4-3 1B		0-0 F8 ①	0-0 P4 ③		4	0	2	0	0	0	3
Whitey Ford, L (1, 1) Harvey Kuenn, R (3, PH) OBP: 0.250, SLG: 0.250 Early Wynn, S (4, 1) Nellie Fox, L (5, PH) OBP: 0.400, SLG: 0.400 (6, 4)			0-0 F7 ②		0-0 G6-4-3 1B		0-0 F9 ②		0-0 4-3 ①	0	0	0	0	0	0	0

Inning Stats	R: 0	H: 0	R: 0	H: 1	R: 0	H: 0	R: 0	H: 2	R: 0	H: 0	R: 0	H: 1	R: 0	H: 2	R: 0	H: 1	1B: 7	SF: 0	WP: 0	PA: 39
E: 0	LOB: 0	E: 0	LOB: 0	E: 0	LOB: 1	E: 0	LOB: 1	E: 0	LOB: 1	E: 0	LOB: 3	E: 0	LOB: 2	E: 0	LOB: 1	E: 0	LOB: 1	2B: 1	SAC: 0	PB: 0
K: 1	BB: 0	K: 0	BB: 0	K: 1	BB: 1	K: 0	BB: 2	K: 1	BB: 1	K: 0	BB: 0	K: 0	BB: 0	K: 0	BB: 0	K: 0	BB: 0	3B: 0	DP: 2	SB: 0
S: 5	P: 5	S: 3	P: 3	S: 4	P: 9	S: 6	P: 6	S: 5	P: 9	S: 4	P: 12	S: 5	P: 5	S: 4	P: 4	S: 5	P: 4	HR: 0	HBP: 0	CS: 0

PITCHER	IP	WLS	BF	H	R	ER	SO	BB	IBB	HBP	BLK	WP	HR	S	P	ERA	WHIP
Vern Law, R (1, 1) ERA:	2.0	W	6	1	0	0	1	0	0	0	0	0	0	8	8	0.00	0.500
Johnny Podres, L (3, 1) ERA:	2.0		10	1	0	0	1	3	0	0	0	0	0	9	21	0.00	2.000
Stan Williams, R (5, 1) ERA:	2.0		8	2	0	0	2	1	0	0	0	0	0	11	15	0.00	1.500
Larry Jackson, R (7, 1) ERA:	1.0		6	1	0	0	0	2	0	0	0	0	0	4	12	0.00	3.000
Bill Henry, L (8, 1) ERA:	1.0		5	2	0	0	0	0	0	0	0	0	0	5	5	0.00	2.000

PITCHER	IP	WLS	BF	H	R	ER	SO	BB	IBB	HBP	BLK	WP	HR	S	P	ERA	WHIP
Lindy McDaniel, R (9, 1) ERA:	1.0	S	4	1	0	0	0	0	0	0	0	0	0	4	4	0.00	1.000

BOTTOM

National League All-Stars @ American League All-Stars
Yankee Stadium, Bronx, NY
 Wed Jul 13 1960, 3:33 AM EDT
 Att. 38,362 - Unknown

AB	33
R	0
H	8
RBI	0
BB	6
SO	4
LOB	24



WP : 0	PA : 39
PB : 0	
SB : 0	
CS : 0	

Batter	1	2	3	4	5	6	7	8	9	10	AB	R	H	RBI	BB	SO	LOB	TOP														
Johnny Temple, R (1, 4) Jim Gentile, L (9, PH) (9, 3)	0-0 F9			0-0 E7 4-3		0-0 B5-3			0-3 K	0-3 K	3	0	0	0	0	0	0															
Norm Cash, L (1, 3) Nellie Fox, L (9, PR) (9, 4)	0-3 K			0-0 4-3		0-3 K			0-0 1B 2B	4-0 E BB	4	0	1	0	0	2	1															
Mickey Mantle, S (1, 8) Al Kaline, R (7, 8) OBP: 0.500, SLG: 0.500	0-3 K			0-0 4-3 2-3		0-3 K			0-0 BLK 1B E 1B 2-H	0-0 L5 1-H	3	0	0	0	0	2	1															
Roger Maris, L (1, 9) OBP: 0.400, SLG: 0.250			0-3 K	0-0 3-1		4-0 BB			0-0 E BLK 1-2 1B	0-3 K	4	0	1	0	1	2	2															
Rocky Colavito, R (1, 7)			0-0 F4		0-0 F8				0-0 E5 E 1-2 2-H		4	0	0	1	0	0	2															
Tony Kubek, L (1, 6)			0-0 4-3		0-0 F8				0-3 K		4	0	0	0	0	1	3															
John Romano, R (1, 2) Yogi Berra, L (9, PH) Elston Howard, R (9, 2)			0-0 6-3		0-3 K				0-0 F9	0-0 E4 1-2 2-3	3	0	0	0	0	1	0															
Brooks Robinson, R (1, 5) Jim Bunning, R (6, 1) Jackie Brandt, R (8, PH) Mike Fomieleles, R (8, 1) Hoyt Wilhelm, R (8, 1)			0-0 6-3		0-0 F7				0-3 K	0-0 F7	2	0	0	0	0	0	0															
Whitey Ford, L (1, 1) Frank Lary, R (4, 1) Dick Donovan, L (4, 1) Harmon Killebrew, R (6, PH) Dick Howser, R (8, 5)			0-0 1-3		0-0 HR				0-0 F2	0-3 K	1	0	0	0	0	0	0															
Inning Stats	R: 0 E: 0 K: 2 S: 7	H: 0 LOB: 0 BB: 0 P: 7	R: 0 E: 0 K: 1 S: 5	H: 0 LOB: 0 BB: 0 P: 5	R: 0 E: 0 K: 0 S: 3	H: 0 LOB: 0 BB: 0 P: 3	R: 0 E: 1 K: 0 S: 4	H: 0 LOB: 1 BB: 0 P: 4	R: 0 E: 0 K: 1 S: 5	H: 0 LOB: 0 BB: 0 P: 5	R: 1 E: 0 K: 1 S: 6	H: 1 LOB: 0 BB: 0 P: 6	R: 0 E: 0 K: 1 S: 5	H: 0 LOB: 1 BB: 1 P: 9	R: 0 E: 0 K: 1 S: 5	H: 0 LOB: 0 BB: 0 P: 5	R: 2 E: 2 K: 2 S: 12	H: 3 LOB: 3 BB: 0 P: 12	R: 1 E: 1 K: 3 S: 10	H: 0 LOB: 1 BB: 1 P: 14	1B: 2 2B: 1 3B: 0 HR: 1	SF: 0 SAC: 0 DP: 0 HBP: 0	WP: 0 PB: 0 SB: 0 CS: 0	PA: 40								
PITCHER	IP	WLS	BF	H	R	ER	SO	BB	IBB	HBP	BLK	WP	HR	S	P	ERA	WHIP															
Warren Spahn, L (1, 1) ERA:	3.0		9	0	0	0	3	0	0	0	0	0	0	15	15	0.00	0.000															
Bob Purkey, R (4, 1) ERA:	2.0		7	0	0	0	1	0	0	0	0	0	0	9	9	0.00	0.000															
Mike McCormick, L (6, 1) ERA: 3.0	3.0		11	1	1	1	3	1	0	0	0	0	1	16	20	3.00	0.667															
Roy Face, R (9, 1) ERA: 54.0	0.1		3	2	2	2	1	0	0	0	0	0	0	5	5	54.00	6.000															
Sandy Koufax, L (9, 1) ERA:	0.0		1	1	0	0	0	0	0	0	0	0	0	1	1	∞	∞															
PITCHER	IP	WLS	BF	H	R	ER	SO	BB	IBB	HBP	BLK	WP	HR	S	P	ERA	WHIP															
Stu Miller, R (9, 1) ERA:	1.2		9	0	1	0	4	1	0	0	1	0	0	16	20	0.00	0.600															

American League All-Stars @ National League All-Stars
Candlestick Park, San Francisco, CA

Tue Jul 11 1961, 6:33 AM EDT
Att. 44,115 - Unknown

livebaseballscores.com

AB	38
R	4
H	4
RBI	3
BB	2
SO	12
LOB	14



BOTTOM

American League All-Stars @ National League All-Stars
Candlestick Park, San Francisco, CA

Tue Jul 11 1961, 6:33 AM EDT
Att. 44,115 - Unknown

livebaseballscores.com

AB 37
R 5
H 11
RBI 5
BB 1
SO 6
LOB 13



WP: 0 PA: 41
PB: 1
SB: 1
CS: 0

AB R H RBI BB SO LOB

5 0 1 0 0 0 2

2 0 0 0 0 0 1

5 2 2 1 0 1 0

3 0 0 0 0 0 4

1 0 1 0 0 0 0

4 1 2 2 0 1 1

3 0 1 1 0 1 1

3 0 0 0 0 1 1

1 0 0 0 0 0 0

4 0 1 0 0 0 0

0 0 0 0 0 0 0

1 0 1 0 0 0 0

2 0 0 0 1 2 1

Batter	1	2	3	4	5	6	7	8	9	10
Maury Wills, S OBP: 0.200, SLG: 0.200 (1, 6)	G6-3		1-4-3		1B		4-3		F4	
Eddie Mathews, L Bob Purkey, R Stan Musial, L Mike McCormick, L George Altman, L Roy Face, R Sandy Koufax, R Stu Miller, R Frank Aaron, R	G5-3		F2		F7			HR		PB 2B 1B
Willie Mays, R OBP: 0.400, SLG: 0.600 (1, 8)	K			E6 SF9	1B			L8		1B 2B
Orlando Cepeda, R Frank Robinson, R OBP: 1.000, SLG: 1.000 (7, 7)		F8		5-3	P6			S 1B		1B HBP
Roberto Clemente, R OBP: 0.400, SLG: 1.000 (1, 9)		SF8 3B		SF9			F8	K		1B
Bill White, L OBP: 0.250, SLG: 0.333 (1, 3)		SF8		3-H 1B			K	F9		1B
Frank Bolling, R Don Zimmer, R		3-H K		L4			G3		6-3	
Smoky Burgess, L OBP: 0.250, SLG: 0.250 (1, 2)			F9		1B 1B 1B		3-1		5-3	
Warren Spahn, L Dick Stuart, R Ken Boyer, R			1-4-3 2B		K		K		E BB	

Inning Stats	R: 0	H: 0	E: 0	K: 1	S: 5	R: 1	H: 1	E: 0	K: 1	S: 6	R: 0	H: 1	E: 0	K: 0	S: 4	R: 1	H: 1	E: 1	K: 0	S: 5	R: 0	H: 3	E: 0	K: 1	S: 8	R: 0	H: 0	E: 0	K: 1	S: 5	R: 0	H: 0	E: 0	K: 1	S: 5	R: 1	H: 2	E: 0	K: 1	S: 7	R: 0	H: 0	E: 1	K: 0	S: 3	R: 2	H: 3	E: 0	K: 0	S: 3	R: 2	H: 3	E: 0	K: 0	S: 4	1B: 7	2B: 2	3B: 1	HR: 1	SF: 2	SAC: 0	DP: 0	HBP: 1	WP: 0	PA: 41
--------------	------	------	------	------	------	------	------	------	------	------	------	------	------	------	------	------	------	------	------	------	------	------	------	------	------	------	------	------	------	------	------	------	------	------	------	------	------	------	------	------	------	------	------	------	------	------	------	------	------	------	------	------	------	------	------	-------	-------	-------	-------	-------	--------	-------	--------	-------	--------

PITCHER	IP	WLS	BF	H	R	ER	SO	BB	IBB	HBP	BLK	WP	HR	S	P	ERA	WHIP
Whitey Ford, L ERA: 3.0 (1, 1)	3.0		11	2	1	1	2	0	0	0	0	0	0	15	15	3.00	0.667
Frank Lary, R ERA: (4, 1)	0.0		1	0	1	0	0	0	0	0	0	0	0	1	1	∞	∞
Dick Donovan, R ERA: (4, 1)	2.0		10	4	0	0	1	0	0	0	0	0	0	12	12	0.00	2.000
Jim Bunning, R ERA: (6, 1)	2.0		6	0	0	0	2	0	0	0	0	0	0	10	10	0.00	0.000
Mike Fornieles, R ERA: 27.0 (8, 1)	0.1		3	2	1	1	0	0	0	0	0	0	1	3	3	27.00	6.000

PITCHER	IP	WLS	BF	H	R	ER	SO	BB	IBB	HBP	BLK	WP	HR	S	P	ERA	WHIP
Hoyt Wilhelm, R ERA: 10.8 (8, 1)	1.2		10	3	2	2	1	1	0	1	0	0	0	10	15	10.80	2.400

Batter 1 2 3 4 5 6 7 8 9 AB R H RBI BB SO LOB TOP

<p>Maury Wills, S (1, 6) OBP: 0.286, SLG: 0.286</p> <p>Hank Aaron, R (4, 9) OBP: 0.333, SLG: 0.333</p> <p>Stu Miller, R (7, 1)</p>	<p>0-0 L3</p>			<p>0-0 1B</p>			<p>0-0 6-3</p>	<p>0-0 L7</p>		<p>2 0 1 0 0 0 0</p> <p>2 0 0 0 0 0 0</p> <p>0 0 0 0 0 0 0</p>	<p>National League All-Stars @ American League All-Stars</p> <p>Fenway Park, Boston, MA</p> <p>Mon Jul 31 1961, 3:33 AM EDT</p> <p>Att: 31,851 - Unknown</p>
<p>Eddie Mathews, L (1, 5)</p>	<p>0-0 P4</p>		<p>0-0 F7</p>		<p>4-0 1B HBP BB</p>			<p>0-3 K</p>	<p>3 1 0 0 1 1 1</p>		
<p>Willie Mays, R (1, 8) OBP: 0.444, SLG: 0.500</p>	<p>0-0 5-3</p>		<p>0-0 1B</p>		<p>0-0 F9</p>		<p>4-0 4-3 BB</p>	<p>3 0 1 0 1 0 1</p>			
<p>Orlando Cepeda, R (1, 7)</p>		<p>0-0 L6</p>	<p>0-0 F4</p>		<p>1-0 1B 1B HBP</p>		<p>0-0 4-3</p>	<p>3 0 0 0 0 0 3</p>			
<p>Roberto Clemente, R (1, 9) OBP: 0.286, SLG: 0.667</p> <p>Eddie Kasko, R (4, 6) OBP: 1.000, SLG: 1.000</p> <p>Ernie Banks, R (8, PH) (8, 6)</p>		<p>0-0 F8</p>	<p>0-0 6-3</p>		<p>0-0 1B 1B</p>		<p>0-3 K</p>	<p>2 0 0 0 0 0 2</p> <p>1 0 1 0 0 0 0</p> <p>1 0 0 0 0 1 1</p>			
<p>Bill White, L (1, 3) OBP: 0.375, SLG: 0.571</p>		<p>0-0 4-3</p>		<p>0-0 4-3 2B</p>	<p>0-0 1-2 2-3 3-H</p>		<p>0-0 G3</p>	<p>4 0 2 1 0 0 0</p>			
<p>Frank Bolling, R (1, 4)</p>			<p>0-0 5-3</p>		<p>0-0 4-3</p>	<p>0-0 F7</p>		<p>0-0 5-3</p>	<p>4 0 0 0 0 0 4</p>		
<p>Smoky Burgess, L (1, 2) OBP: 0.200, SLG: 0.200</p> <p>John Roseboro, L (4, 2)</p>			<p>0-3 K</p>		<p>0-3 K</p>		<p>0-3 K</p>	<p>1 0 0 0 0 1 0</p> <p>3 0 0 0 0 3 1</p>			
<p>Bob Purkey, R (1, 1)</p> <p>Dick Stuart, R (3, PH) OBP: 0.500, SLG: 1.000</p> <p>Art Mahafey, R (3, 1)</p> <p>Stan Musial, L (5, PH) (5, 1)</p> <p>Sandy Koufax, R (7, PH) (7, 9)</p>		<p>0-0 6-3</p>		<p>0-3 K</p>		<p>0-0 F8</p>		<p>0 0 0 0 0 0 0</p> <p>1 0 0 0 0 0 0</p> <p>0 0 0 0 0 0 0</p> <p>1 0 0 0 0 1 1</p> <p>0 0 0 0 0 0 0</p> <p>1 0 0 0 0 0 0</p>			

Inning Stats	R: 0 H: 0 E: 0 K: 0 S: 3	H: 0 LOB: 0 BB: 0 P: 3	R: 0 H: 0 E: 0 K: 0 S: 3	H: 0 LOB: 0 BB: 0 P: 3	R: 0 H: 0 E: 0 K: 1 S: 5	H: 0 LOB: 0 BB: 0 P: 5	R: 0 H: 2 E: 0 K: 0 S: 5	H: 2 LOB: 2 BB: 0 P: 5	R: 0 H: 1 E: 0 K: 2 S: 8	H: 1 LOB: 1 BB: 0 P: 8	R: 1 H: 2 E: 0 K: 0 S: 5	H: 2 LOB: 3 BB: 1 P: 10	R: 0 H: 0 E: 0 K: 1 S: 5	H: 0 LOB: 0 BB: 0 P: 5	R: 0 H: 0 E: 0 K: 2 S: 7	H: 0 LOB: 1 BB: 1 P: 11	R: 0 H: 0 E: 0 K: 1 S: 5	H: 0 LOB: 0 BB: 0 P: 5	1B: 4 2B: 1 3B: 0 HR: 0	SF: 0 SAC: 0 DP: 0 HBP: 1	WP: 0 PB: 0 SB: 0 CS: 0	PA: 35
--------------	--------------------------	------------------------	--------------------------	------------------------	--------------------------	------------------------	--------------------------	------------------------	--------------------------	------------------------	--------------------------	-------------------------	--------------------------	------------------------	--------------------------	-------------------------	--------------------------	------------------------	-------------------------	---------------------------	-------------------------	--------

PITCHER																		PITCHER																		
Batter	IP	WLS	BF	H	R	ER	SO	BB	IBB	HBP	BLK	WP	HR	S	P	ERA	WHIP	IP	WLS	BF	H	R	ER	SO	BB	IBB	HBP	BLK	WP	HR	S	P	ERA	WHIP		
Jim Bunning, R (1, 1)	3.0		9	0	0	0	1	0	0	0	0	0	0	11	11	0.00	0.000																			
Don Schwall, R (4, 1)	3.0		16	5	1	1	2	1	0	1	0	0	0	18	23	3.00	2.000																			
Camilo Pascual, R (7, 1)	3.0		10	0	0	0	4	1	0	0	0	0	0	17	21	0.00	0.333																			



Batter	1	2	3	4	5	6	7	8	9	AB	R	H	RBI	BB	SO	LOB
Norm Cash, L OBP: 0.125, SLG: 0.250 (1, 3)	0-3 K		0-0 F3		0-0 6-3			0-0 4-3		4	0	0	0	0	1	0
Rocky Colavito, R OBP: 0.125, SLG: 0.500 (1, 7)	0-0 HR		0-0 P6			0-0 F9		0-0 5-3		4	1	1	1	0	0	0
Al Kaline, R OBP: 0.500, SLG: 0.500 (1, 9)	0-0 L1-3		0-0 L6-3			0-0 1B			0-0 S 1B	4	0	2	0	0	0	0
Mickey Mantle, S (1, 8)	0-0 F8			4-0 E BB		0-3 K		0-3 K	0-3 K	3	0	0	0	1	2	2
John Romano, R Roger Maris, L Elston Howard, R (1, 2) (4, PH) (5, 2)		0-0 F4		0-0 F4		0-0 5-3		0-3 K	0-3 K	1	0	0	0	0	0	0
Luis Aparicio, R Roy Sievers, R (1, 6) (9, PH)		4-0 PB BB		0-0 E4 G4-6-3 1-2		0-3 K		0-3 K	0-3 K	2	0	0	0	1	1	1
Johnny Temple, R (1, 4)		4-0 BB		0-0 G4-6-3 1-2f		0-3 K		0-3 K		2	0	0	0	1	1	2
Brooks Robinson, R OBP: 0.200, SLG: 0.200 (1, 5)		0-3 K			0-0 G3-6-4 1B		0-0 6-3			3	0	1	0	0	1	2
Jim Bunning, R Don Schwall, R Camilo Pascual, R (1, 1) (4, 1) (7, 1)		0-0 F3			0-0 G3-6-4 1-2f			0-0 F3		1	0	0	0	0	0	2

Inning Stats	R: 1	H: 1	E: 0	LOB: 0	K: 1	P: 6	R: 0	H: 0	E: 0	LOB: 2	K: 1	P: 5	R: 0	H: 0	E: 0	LOB: 0	K: 0	P: 3	R: 0	H: 1	E: 0	LOB: 1	K: 1	P: 6	R: 0	H: 0	E: 0	LOB: 0	K: 2	P: 7	R: 0	H: 0	E: 0	LOB: 0	K: 0	P: 3	R: 0	H: 1	E: 0	LOB: 1	K: 3	P: 10	1B: 3	SF: 0	2B: 0	SAC: 0	3B: 0	DP: 2	HR: 1	HBP: 0	WP: 0	PA: 33
--------------	------	------	------	--------	------	------	------	------	------	--------	------	------	------	------	------	--------	------	------	------	------	------	--------	------	------	------	------	------	--------	------	------	------	------	------	--------	------	------	------	------	------	--------	------	-------	-------	-------	-------	--------	-------	-------	-------	--------	-------	--------


PITCHER	IP	WLS	BF	H	R	ER	SO	BB	IBB	HBP	BLK	WP	HR	S	P	ERA	WHIP
Bob Purkey, R ERA: 2.25 (1, 1)	2.0		9	1	1	1	2	2	0	0	0	0	1	11	19	4.50	1.500
Art Mahaffey, R ERA: (3, 1)	2.0		7	0	0	0	0	1	0	0	0	0	0	6	10	0.00	0.500
Sandy Koufax, L ERA: (5, 1)	2.0		7	2	0	0	1	0	0	0	0	0	0	9	9	0.00	1.000
Stu Miller, R ERA: (7, 1)	3.0		10	1	0	0	5	0	0	0	0	0	0	20	20	0.00	0.333

BOTTOM

National League All-Stars @ American League All-Stars
Fenway Park, Boston, MA
 Mon Jul 31 1961, 3:33 AM EDT
 Att. 31,851 - Unknown

AB	30
R	1
H	4
RBI	1
BB	3
SO	8
LOB	14

livebaseballscorecards.com



Batter	1	2	3	4	5	6	7	8	9	AB	R	H	RBI	BB	SO	LOB	TOP										
Dick Groat, R (1, 6) OBP: 0.333, SLG: 0.333 Jim Davenport, R (6, 5) OBP: 1.000, SLG: 1.000	0-0 6-3		0-0 5-3			0-0 5-3 1B		0-0 1B		3	1	1	1	0	0	0	National League All-Stars @ American League All-Stars D.C. Stadium, Washington, DC Tue Jul 10 1962, 3:33 AM EDT Att: 45,480 - Unknown										
Roberto Clemente, R (1, 9) Felipe Alou, R (6, 9)	0-0 2B			0-0 CS BB 1B		0-0 5-3 1B		0-0 SF9		3	0	3	0	0	0	0											
Willie Mays, R (1, 8)	0-0 F3			4-0 S CS 1-2 BB		0-0 F8		0-0 F2		3	0	0	0	1	0	4											
Orlando Cepeda, R (1, 3) Bob Purkey, R (6, 1) Johnny Callison, L (8, PH) Bob Shaw, R (8, 1)	0-0 F2			0-3 K 1-2 2-3		0-0 5-3		0-0 1B		3	0	0	1	0	1	5											
Tommy Davis, R (1, 7)		0-0 L8		0-0 P6 2-3		0-0 5-3		0-0 F8		4	0	0	0	0	0	5											
Ken Boyer, R (1, 5) Ernie Banks, R (6, 3)		0-3 K			0-0 6-3		0-0 5-3		0-0 F7	2	0	0	0	0	1	0											
Del Crandall, R (1, 2)		0-0 F7			0-0 1-3		0-0 L9		0-0 P4	4	0	0	0	0	0	0											
Bill Mazaroski, R (1, 4) Frank Bolling, R (6, 4)			0-0 F7		0-0 P6		0-0 P6		0-0 F8	2	0	0	0	0	0	0											
Don Drysdale, R (1, 1) Juan Marichal, R (4, 1) Stan Musial, L (6, PH) Maury Wills, S (6, PR)			0-3 K			0-0 S 1B		0-0 1B		1	0	0	0	0	1	0											
Inning Stats	R: 0 E: 0 K: 0 S: 4	H: 1 LOB: 1 BB: 0 P: 4	R: 0 E: 0 K: 1 S: 5	H: 0 LOB: 0 BB: 0 P: 5	R: 0 E: 0 K: 1 S: 5	H: 1 LOB: 1 BB: 1 P: 9	R: 0 E: 0 K: 0 S: 3	H: 0 LOB: 0 BB: 0 P: 3	R: 2 E: 0 K: 0 S: 6	H: 3 LOB: 2 BB: 0 P: 6	R: 0 E: 0 K: 0 S: 3	H: 0 LOB: 0 BB: 0 P: 3	R: 1 E: 0 K: 0 S: 6	H: 3 LOB: 2 BB: 0 P: 6	R: 0 E: 0 K: 0 S: 3	H: 0 LOB: 0 BB: 0 P: 3		1B: 7 2B: 2 3B: 0 HR: 0	SF: 1 SAC: 0 DP: 1 HBP: 0	WP: 0 PB: 0 SB: 2 CS: 2	PA: 35						
PITCHER	IP	WLS	BF	H	R	ER	SO	BB	IBB	HBP	BLK	WP	HR	S	P	ERA	WHIP										
Jim Bunning, R (1, 1) ERA:	3.0		10	1	0	0	2	0	0	0	0	0	0	14	14	0.00	0.333										
Camilo Pascual, R (4, 1) ERA: 6.0	3.0	L	13	4	2	2	1	1	0	0	0	0	0	14	18	6.00	1.667										
Dick Donovan, R (7, 1) ERA: 4.5	2.0		9	3	1	1	0	0	0	0	0	0	0	9	9	4.50	1.500										
Milt Pappas, R (9, 1) ERA:	1.0		3	0	0	0	0	0	0	0	0	0	0	3	3	0.00	0.000										

livebaseballscores.com

AB	33
R	3
H	8
RBI	3
BB	1
SO	3
LOB	14



Batter	1	2	3	4	5	6	7	8	9	AB	R	H	RBI	BB	SO	LOB	TOP								
Rich Rollins, R (1, 5) OBP: 0.500, SLG: 0.400 Brooks Robinson, R (5, 5)	0-0 1B		0-0 F9		0-0 6-3		4-0 FC4-6 1B HR BB	0-0 F7		3	0	1	0	0	0	0									
Billy Moran, R (1, 4) OBP: 0.286, SLG: 0.286 Yogi Berra, L (9, PH) Bobby Richardson, R (9, PR) (9, 4)	0-0 F8		0-0 E6 E7		0-0 F9		0-0 FC4-6 1-2 1B		0-0 E5 WP 2B	4	0	1	0	0	0	0	1								
Roger Maris, L (1, 8) OBP: 0.250, SLG: 0.333	0-0 F9		0-0 F8		4-0 BB		0-0 FC4-6 1-2f 2-3 HR		0-0 WP 2H SF8 2B	4	2	1	1	1	0	4									
Rocky Colavito, R (1, 9) OBP: 0.286, SLG: 0.800	0-0 L5		0-0 E7 1-H		0-3 K		0-0 1-H 3-H HR		0-0 SF8 2-H	4	1	1	4	0	1	3									
Jim Gentile, L (1, 3) OBP: 0.333, SLG: 0.143		0-3 K		0-0 G3		4-0 FC5-4 BB		0-0 F7		4	0	1	0	1	1	1									
Earl Battey, R (1, 2) Al Kaline, R (6, PR) Elston Howard, R (6, 2)		0-0 6-3		4-0 HR BB		0-0 FC5-4 1-2f 2B		0-3 K		2	1	0	0	1	0	1									
Leon Wagner, L (1, 7) OBP: 0.375, SLG: 0.750 Lee Thomas, L (8, 7)		0-0 1B		0-0 1-H HR		0-0 P6		0-0 FC6-4 1B		4	1	3	2	0	0	1									
Luis Aparicio, R (1, 6) OBP: 0.167, SLG: 0.500 Tom Tresh, S (5, 6) OBP: 0.500, SLG: 1.000		0-3 K		0-0 L6		0-0 1-H 2B		0-0 FC6-4 1-2f		2	0	0	0	0	1	1									
Dave Stenhouse, R (1, 1) Pete Runnels, L (3, PH) OBP: 1.000, SLG: 4.000 Ray Herbert, R (3, 1) Hank Aguirre, R (6, 1) Milt Pappas, R (9, 1)			0-0 HR		0-3 K		0-3 K		0-3 K		0	0	0	0	0	0									
Inning Stats	R: 0 E: 0 K: 0 S: 4	H: 1 LOB: 1 BB: 0 P: 4	R: 0 E: 0 K: 2 S: 8	H: 1 LOB: 1 BB: 0 P: 8	R: 1 E: 2 K: 0 S: 5	H: 1 LOB: 1 BB: 0 P: 5	R: 2 E: 0 K: 1 S: 6	H: 1 LOB: 0 BB: 1 P: 10	R: 0 E: 0 K: 1 S: 5	H: 0 LOB: 1 BB: 1 P: 9	R: 1 E: 0 K: 0 S: 3	H: 1 LOB: 2 BB: 1 P: 7	R: 3 E: 0 K: 2 S: 10	H: 3 LOB: 1 BB: 1 P: 14	R: 0 E: 0 K: 1 S: 6	H: 1 LOB: 1 BB: 0 P: 6	R: 2 E: 1 K: 1 S: 7	H: 1 LOB: 1 BB: 0 P: 7	1B: 5 2B: 2 3B: 0 HR: 3	SF: 1 SAC: 0 DP: 0 HBP: 0	WP: 2 PB: 0 SB: 0 CS: 0	PA: 42			
PITCHER	IP	WLS	BF	H	R	ER	SO	BB	IBB	HBP	BLK	WP	HR	S	P	ERA	WHIP								
Johnny Podres, L (1, 1) ERA: 13.5	2.0		8	2	0	0	2	0	0	0	0	0	0	12	12	0.00	1.000								
Art Mahaffey, R (3, 1) ERA: 4.5	2.0	L	10	2	3	3	1	1	0	0	0	0	2	11	15	13.50	1.500								
Bob Gibson, R (5, 1) ERA: 27.0	2.0		8	1	1	1	1	2	0	0	0	0	0	8	16	4.50	1.500								
Turk Farrell, R (7, 1) ERA: 2.25	1.0		7	3	3	3	2	1	0	0	0	0	1	10	14	27.00	4.000								
Juan Marichal, R (8, 1)	2.0		9	2	2	1	2	0	0	0	0	2	0	13	13	4.50	1.000								

American League All-Stars @ National League All-Stars
Wrigley Field, Chicago, IL
Mon Jul 30 1962, 3:33 AM CDT
Att: 38,359 - Unknown

AB	37
R	9
H	10
RBI	9
BB	4
SO	8
LOB	17



Batter	1	2	3	4	5	6	7	8	9	AB	R	H	RBI	BB	SO	LOB	BOTTOM			
Dick Groat, R (1, 6) OBP: 0.571, SLG: 0.500 Maury Wills, S (8, 6) OBP: 0.500, SLG: 0.500	1-0 BB 1B HBP	0-0 2-H 1B			0-0 1B		0-0 6-3		0-0 FC6-4	3	0	2	2	0	0	1	AB 35 R 4 H 10 RBI 4 BB 2 SO 3 LOB 17			
Roberto Clemente, R (1, 9) OBP: 0.600, SLG: 0.800 Frank Robinson, R (4, 9)	0-0 F9	0-3 K			0-0 F8		0-0 5-3		0-0 F7	2	0	0	0	0	1	2				
Willie Mays, R (1, 8) OBP: 0.500, SLG: 0.400 Hank Aaron, R (4, 8)	0-0 BB 1-2 1B				0-0 6-3 1B		0-0 6-3		0-0 4-3	2	0	2	0	0	0	0				
Orlando Cepeda, R (1, 3) Ernie Banks, R (5, 3) OBP: 0.250, SLG: 0.750	4-0 BB 1-2 2-3 BB				0-0 G6-4-3		0-0 G3		0-0 6-3 3B	1	0	0	0	1	0	1				
Tommy Davis, R (1, 7) Stan Musial, L (3, PH) OBP: 0.333, SLG: 0.333 Billy Williams, L (4, 7) (7, 7)	0-0 F2				0-0 6-3		0-0 F8		0-0 6-3	1	0	0	0	0	0	3				
Ken Boyer, R (1, 5) OBP: 0.200, SLG: 0.200 Eddie Mathews, L (7, 5)	0-0 L6				0-0 G4-6-3 1B		0-0 F9		0-3 K	3	0	1	0	0	0	3				
Del Crandall, R (1, 2) John Roseboro, L (4, 2) OBP: 0.333, SLG: 1.333					0-0 G4-6-3 1-2f		0-0 K		0-0 HR	1	0	0	0	0	0	0				
Bill Mazerowski, R (1, 4) George Altman, L (4, PH) Bob Gibson, R (5, 1) Turk Farrell, R (7, 1) Richie Ashburn, L (7, PH) OBP: 1.000, SLG: 1.000 Juan Marichal, R (8, 1) Johnny Callison, L (9, PH) OBP: 1.000, SLG: 1.000					0-0 F7		0-0 2B 6-3 1B		4-0 FC6-4 BB	1	0	0	0	0	0	0				
Johnny Podres, L (1, 1) OBP: 1.000, SLG: 2.000 Art Mahaffey, R (3, 1) Frank Bolling, R (5, 4) OBP: 0.200, SLG: 0.400					0-0 F8		0-0 F8		0-0 FC6-4	1	1	1	0	0	0	0				
Inning Stats	R: 0 E: 0 K: 0 S: 4	H: 1 LOB: 3 BB: 1 P: 9	R: 1 E: 0 K: 1 S: 7	H: 2 LOB: 1 BB: 0 P: 7	R: 0 E: 0 K: 0 S: 3	H: 1 LOB: 0 BB: 0 P: 3	R: 0 E: 0 K: 0 S: 4	H: 1 LOB: 1 BB: 0 P: 4	R: 0 E: 0 K: 0 S: 3	H: 0 LOB: 0 BB: 0 P: 3	R: 1 E: 0 K: 1 S: 7	H: 2 LOB: 1 BB: 0 P: 7	R: 1 E: 0 K: 1 S: 6	H: 1 LOB: 0 BB: 0 P: 6	R: 1 E: 0 K: 0 S: 4	H: 1 LOB: 1 BB: 1 P: 8	1B: 6 2B: 2 3B: 1 HR: 1	SF: 0 SAC: 0 DP: 2 HBP: 1	WP: 0 PB: 0 SB: 0 CS: 0	PA: 38

PITCHER	IP	WLS	BF	H	R	ER	SO	BB	IBB	HBP	BLK	WP	HR	S	P	ERA	WHIP
Dave Stenhouse, R (1, 1) ERA: 4.5	2.0		11	3	1	1	1	1	1	0	0	0	0	11	16	4.50	2.000
Ray Herbert, R (3, 1) ERA:	3.0	W	10	3	0	0	0	0	0	0	0	0	0	10	10	0.00	1.000
Hank Aguirre, L (6, 1) ERA: 6.0	3.0		12	3	2	2	2	0	0	0	0	0	0	16	16	6.00	1.000
Milt Pappas, R (9, 1) ERA: 4.5	1.0	S	5	1	1	1	0	1	0	0	0	0	1	4	8	9.00	2.000

American League All-Stars @ National League All-Stars
Wrigley Field, Chicago, IL
 Mon Jul 30 1962, 3:33 AM CDT
 Att. 38,359 - Unknown

AB	35
R	4
H	10
RBI	4
BB	2
SO	3
LOB	17



Batter	1	2	3	4	5	6	7	8	9	AB	R	H	RBI	BB	SO	LOB
Nellie Fox, L OBP: 0.333, SLG: 0.333 Bobby Richardson, R	0-0 FC7-2 1B	0-0 F7		0-3 K2-3		0-0 G6-4-3 1-2f			0-0 G3-6-3 1-2f	3	0	1	0	0	1	3
Albie Pearson, L OBP: 0.500, SLG: 0.750 Tom Tresh, S	0-0 FC7-2 1-3 1B		0-0 1B 2B	0-3 K			0-0 1-3			4	1	2	0	0	1	1
Al Kaline, R Bob Allison, R	0-0 FC7-2 1-2 3-H		0-3 K		0-0 L1-3		0-3 K			3	0	0	0	0	1	3
Frank Malzone, R OBP: 0.333, SLG: 0.333 Jim Bouton, R Juan Pizarro, L Harmon Killebrew, R Dick Radatz, R	0-0 P6		0-0 3-1 1B 1B		0-0 F9		0-3 K			3	1	1	1	0	0	1
Leon Wagner, L OBP: 0.667, SLG: 0.667 Elston Howard, R		0-0 HBP 1B 1B	0-0 3-1		0-0 1B		0-3 K			3	1	2	0	0	0	1
Earl Battey, R OBP: 0.500, SLG: 0.500 Carl Yastrzemski, L		0-0 F9	0-0 2-H 1B		0-0 F4		0-3 K			2	0	1	1	0	0	1
Joe Pepitone, L		0-3 K	0-0 L9		0-3 K		0-0 F8			4	0	0	0	0	2	2
Zoilo Versalles, R OBP: 1.000, SLG: 1.000 Luis Aparicio, R		1-0 1B 1-2 HBP		0-0 SH3-4 1B		4-0 1B BB		0-0 P4		1	0	1	0	1	0	0
Ken McBride, R OBP: 1.000, SLG: 1.000 Jim Bunning, R Brooks Robinson, R OBP: 1.000, SLG: 1.000		0-0 1B 1-3 2-H		0-0 SH3-4		0-0 G6-4-3 1B		0-0 G3-6-3 1B		1	0	1	1	0	0	0

Inning Stats	R: 0	H: 2	E: 0	K: 4	S: 4	R: 1	H: 2	E: 0	K: 1	S: 7	R: 2	H: 3	E: 0	K: 1	S: 8	R: 0	H: 1	E: 0	K: 2	S: 8	R: 0	H: 1	E: 0	K: 4	S: 4	R: 0	H: 0	E: 0	K: 2	S: 7	R: 0	H: 0	E: 0	K: 2	S: 7	R: 0	H: 1	E: 0	K: 0	S: 3	R: 0	H: 0	E: 0	K: 0	S: 3	1B: 10	2B: 2	3B: 0	HR: 0	SF: 0	SAC: 1	DP: 3	HBP: 1	WP: 0	PB: 0	SB: 0	CS: 0	PA: 37
--------------	------	------	------	------	------	------	------	------	------	------	------	------	------	------	------	------	------	------	------	------	------	------	------	------	------	------	------	------	------	------	------	------	------	------	------	------	------	------	------	------	------	------	------	------	------	--------	-------	-------	-------	-------	--------	-------	--------	-------	-------	-------	-------	--------

PITCHER	IP	WLS	BF	H	R	ER	SO	BB	IBB	HBP	BLK	WP	HR	S	P	ERA	WHIP
Jim O'Toole, L ERA: 4.5	(1, 1)		2.0	10	4	1	1	1	0	0	0	0	0	11	12	4.50	2.000
Larry Jackson, R ERA: 9.0	(3, 1)	W	10	4	2	2	3	0	0	0	0	0	0	16	16	9.00	2.000
Ray Culp, R ERA:	(5, 1)		1.0	4	1	0	0	0	0	0	0	0	0	4	4	0.00	1.000
Hal Woodeshick, L ERA:	(6, 1)		2.0	7	1	0	0	3	1	0	0	0	0	12	16	0.00	1.000
Don Drysdale, R ERA:	(8, 1)	S	6	1	0	0	2	0	0	0	0	0	0	10	10	0.00	0.500

BOTTOM

National League All-Stars @ American League All-Stars
Cleveland Municipal Stadium, Cleveland, OH

AB 34
R 3
H 11
RBI 3
BB 1
SO 9
LOB 16



WP: 0 **PA: 37**
PB: 0
SB: 0
CS: 0

Tue Jul 09 1963, 3:33 AM EDT
 Att. 44,160 - Unknown

livebaseballscorecards.com

Batter	1	2	3	4	5	6	7	8	9	AB R H RBI BB SO LOB	TOP																																		
Jim Fregosi, R (1, 6) OBP: 0.200, SLG: 0.250	0-0 PB 1B 1B		0-0 F9		0-3 K		0-0 SF8		0-0 L8	4 1 1 1 0 1 0																																			
Tony Oliva, L (1, 9) Dick Radatz, R (7, 1)	0-0 1-3 1-2		0-0 1-3			0-3 K	0-0 F6		0-3 K	4 0 0 0 0 1 2 1 0 0 0 0 1 0																																			
Mickey Mantle, S (1, 8) Jimmie Hall, L (9, 8)	0-3 K			0-0 B4		0-0 1B 3B 1B	0-3 K			4 1 1 0 0 2 2 0 0 0 0 0 0 0																																			
Harmon Killebrew, R (1, 7) Chuck Hinton, R (8, 7)	0-0 WP 1B			0-0 1B 1B		0-0 3B 1B		0-0 5-3		4 1 3 1 0 0 0 0 0 0 0 0 0 0																																			
Bob Allison, R (1, 3) Joe Pepitone, L (8, PR) (8, 3)	0-3 K			0-3 K		0-0 F8		4-0 1B BB		3 0 0 0 1 2 4 0 0 0 0 0 0 0																																			
Brooks Robinson, R (1, 5) OBP: 0.500, SLG: 1.000		0-0 L8		0-0 1B		0-0 3B		0-0 F8		4 0 2 2 0 0 1																																			
Bobby Richardson, R (1, 4) OBP: 0.250, SLG: 0.250		0-0 5-3		0-3 K		0-0 1-3		0-0 1B		4 0 1 0 0 1 3																																			
Elston Howard, R (1, 2)		0-3 K			0-3 K		1-0 2B SF8 HBP		0-0 F8	3 1 0 0 0 2 2																																			
Dean Chance, R (1, 1) John Wyatt, R (4, 1) Norm Siebern, L (5, PH) Camilo Pascual, R (5, 1) Rocky Colavito, R (7, PH) (7, 9)			0-0 B1-3		0-0 F8		0-0 2B		0-0 F7	1 0 0 0 0 0 0 0 0 0 0 0 0 0 1 0 0 0 0 0 0 0 0 0 0 0 0 0 2 0 1 0 0 0 0																																			
Inning Stats	R: 1 E: 0 K: 2 S: 9	H: 2 LOB: 1 BB: 0 P: 9	R: 0 E: 0 K: 1 S: 5	H: 0 LOB: 0 BB: 0 P: 5	R: 0 E: 0 K: 0 S: 3	H: 0 LOB: 2 BB: 0 P: 3	R: 0 E: 0 K: 2 S: 9	H: 2 LOB: 2 BB: 0 P: 9	R: 0 E: 0 K: 2 S: 7	H: 0 LOB: 0 BB: 0 P: 7	R: 2 E: 0 K: 1 S: 8	H: 3 LOB: 1 BB: 0 P: 8	R: 1 E: 0 K: 1 S: 6	H: 1 LOB: 1 BB: 0 P: 7	R: 0 E: 0 K: 0 S: 4	H: 1 LOB: 2 BB: 1 P: 8	R: 0 E: 0 K: 1 S: 5	H: 0 LOB: 0 BB: 0 P: 5	1B: 7 2B: 1 3B: 1 HR: 0	SF: 1 SAC: 0 DP: 0 HBP: 1	WP: 1 PB: 1 SB: 0 CS: 0	PA: 38																							
PITCHER	IP	WLS	BF	H	R	ER	SO	BB	IBB	HBP	BLK	WP	HR	S	P	ERA	WHIP	PITCHER								IP	WLS	BF	H	R	ER	SO	BB	IBB	HBP	BLK	WP	HR	S	P	ERA	WHIP			
Don Drysdale, R (1, 1) ERA: 18.0	3.0		11	2	1	0	3	0	0	0	0	1	0	17	17	0.00	0.667																												
Jim Bunning, R (4, 1) ERA: 4.5	2.0		8	2	0	0	4	0	0	0	0	0	0	16	16	0.00	1.000																												
Chris Short, L (6, 1) ERA: 4.5	1.0		6	3	2	2	1	0	0	0	0	0	0	8	8	18.00	3.000																												
Turk Farrell, R (7, 1) ERA: 4.5	2.0		10	2	1	1	1	1	0	1	0	0	0	10	15	4.50	1.500																												
Juan Marichal, R (9, 1) ERA: 4.5	1.0	W	3	0	0	0	1	0	0	0	0	0	0	5	5	0.00	0.000																												

American League All-Stars @ National League All-Stars
Shea Stadium, Flushing, NY
Tue Jul 07 1964, 3:33 AM EDT
Att: 50,850 - Unknown

livebaseballscores.com

AB	35
R	4
H	9
RBI	4
BB	1
SO	10
LOB	14



Batter	1	2	3	4	5	6	7	8	9	AB	R	H	RBI	BB	SO	LOB
Roberto Clemente, R (1, 9) OBP: 0.333, SLG: 0.333 Chris Short, R (6, 1) Turk Farrell, R (7, 1) Bill White, L (8, PH) Juan Marichal, R (9, 1)	0-3 K		0-0 6-3		0-0 2B 1B			0-3 K		3	1	1	0	0	1	1
Dick Groat, R (1, 6) OBP: 0.333, SLG: 0.667 Leo Cardenas, R (5, PR) (6, 6)	0-3 K		0-0 4-3		0-0 1-H 2B			0-3 K		3	0	1	1	0	1	1
Billy Williams, L (1, 7) OBP: 0.250, SLG: 1.000	0-0 P6			0-0 HR	0-0 4-3			0-0 4-3		4	1	1	1	0	0	1
Willie Mays, R (1, 8)		0-0 5-3		0-0 F2		0-0 L6			4-0 BB S E	3	1	0	0	1	0	0
Orlando Cepeda, R (1, 3) OBP: 0.250, SLG: 0.250 Curt Flood, R (9, PR)		0-0 F8		0-0 1-3		0-0 5-3			0-0 1-H HR 1B	4	0	1	0	0	0	0
Ken Boyer, R (1, 5) OBP: 0.500, SLG: 1.250		0-0 FC6 1B		0-0 HR		0-3 K			0-0 P5	4	1	2	1	0	1	1
Joe Torre, R (1, 2) Johnny Edwards, L (5, 2)		0-0 FC6 1-2f		0-0 4-3			0-3 K		4-0 HR IBB	2	0	0	0	0	0	1
Ron Hunt, R (1, 4) OBP: 0.333, SLG: 0.333 Hank Aaron, R (9, PH)			0-0 1-3 1B		0-0 1-3		0-3 K		0-3 K	3	0	1	0	0	1	0
Don Drysdale, R (1, 1) Willie Stargell, L (3, PH) Jim Bunning, R (4, 1) Johnny Callison, L (5, PH) OBP: 0.333, SLG: 1.333 (6, 9)			0-0 1-3		0-0 P6		0-0 F8		0-0 1-H 2-H HR	0	0	0	0	0	0	0

BOTTOM	
American League All-Stars @ National League All-Stars Shea Stadium, Flushing, NY Tue Jul 07 1964, 3:33 AM EDT Att. 50,850 - Unknown	AB 34 R 7 H 8 RBI 6 BB 2 SO 8 LOB 8

Inning Stats		PITCHER																			
R	H	E	K	S	IP	WLS	BF	H	R	ER	SO	BB	IBB	HBP	BLK	WP	HR	S	P	ERA	WHIP
0	0	0	2	7	3.0		11	2	0	0	2	0	0	0	0	0	0	15	15	0.00	0.667
0	0	0	0	0	1.0		5	2	2	2	0	0	0	0	0	0	2	5	5	18.00	2.000
0	0	0	0	0	2.0	L	8	2	1	1	1	0	0	0	0	0	0	10	10	4.50	1.000
0	0	0	0	0	2.2	L	12	2	4	4	5	1	1	0	0	0	1	20	28	13.50	1.125



Batter	1	2	3	4	5	6	7	8	9	AB R H RBI BB SO LOB	TOP
--------	---	---	---	---	---	---	---	---	---	----------------------	-----

Willie Mays, R OBP: 0.600, SLG: 1.333 (1, 8) X	0-0 HR	4-0 G5-4-3 BB		0-3 K			4-0 1B BB	0-0 1-3		3 2 1 1 2 1 2	
-------------------------------------------------------------	-----------	---------------------	--	----------	--	--	-----------------	------------	--	---------------	--

Hank Aaron, R OBP: 0.200, SLG: 0.200 (1, 9) X	0-0 F7	0-0 G5-4-3			0-0 P6		0-0 FC5-4 1B	0-0 F7		5 0 1 0 0 0 2	
------------------------------------------------------------	-----------	---------------	--	--	-----------	--	--------------------	-----------	--	---------------	--

Willie Stargell, L OBP: 0.667, SLG: 1.667 Roberto Clemente, R (7, PH) (7, 7) X	0-0 HR	0-0 HR			0-3 K		0-0 FC5-4 1B	0-0 6-3		3 2 2 2 0 1 0 2 0 0 0 0 0 2	
---------------------------------------------------------------------------------------------------	-----------	-----------	--	--	----------	--	--------------------	------------	--	--------------------------------	--

Dick Allen, R OBP: 0.333, SLG: 0.333 Ron Santo, R OBP: 0.500, SLG: 0.500 (1, 5) X (5, 5) X	0-0 P6	0-3 K			0-0 1B		0-0 G1-4-3 1B	0-0 6-3		3 0 1 0 0 1 1 2 0 1 1 0 0 0	
-------------------------------------------------------------------------------------------------------------------------	-----------	----------	--	--	-----------	--	---------------------	------------	--	--------------------------------	--

Joe Torre, R OBP: 0.250, SLG: 1.000 (1, 2) X	0-0 HR		0-0 L5		0-0 L6		0-0 G1-4-3			4 1 1 2 0 0 3	
-----------------------------------------------------------	-----------	--	-----------	--	-----------	--	---------------	--	--	---------------	--

Ernie Banks, R OBP: 0.500, SLG: 0.500 (1, 3) X	0-0 BB 1B		0-3 K		0-0 F2		0-0 3-1 SH 1B			4 0 2 0 0 1 0	
-------------------------------------------------------------	-----------------	--	----------	--	-----------	--	------------------------	--	--	---------------	--

Pete Rose, S (1, 4) B B B	4-0 1-2 BB		0-3 K2-3		0-3 K		0-0 SH 3-1			2 0 0 0 1 2 0	
-------------------------------------------	------------------	--	-------------	--	----------	--	------------------	--	--	---------------	--

Maury Wills, S OBP: 0.250, SLG: 0.250 Leo Cardenas, R (1, 6) X (8, 6) X	0-0 1-3		0-0 F9		0-0 1B		0-0 B2			4 0 1 0 0 0 4 0 0 0 0 0 0 0	
---------------------------------------------------------------------------------------------------	------------	--	-----------	--	-----------	--	-----------	--	--	--------------------------------	--

Juan Marichal, R Cookie Rojas, R Jim Maloney, L Don Drysdale, R Frank Robinson, R Sandy Kousser, R Turk Farrell, R Billy Williams, L Bob Gibson, R		0-0 G5-4-3 BB HR 1B		0-0 F8		0-3 K	0-0 3-1			1 1 1 0 0 0 0 1 0 0 0 0 0 0 0 0 0 0 0 0 0 1 0 0 0 0 0 0 0 0 0 0 0 0 0 0 0 0 0 0 0 0 1 0 0 0 0 0 2 0 0 0 0 0 0 0	
-------------------------------------------------------------------------------------------------------------------------------------------------------------------------------------------------------------------------------------------	--	---------------------------------	--	-----------	--	----------	------------	--	--	--------------------------------------------------------------------------------------------------------------------------------------	--

Inning Stats	R: 3	H: 4	R: 2	H: 2	R: 0	H: 0	R: 0	H: 1	R: 0	H: 1	R: 1	H: 2	R: 0	H: 1	R: 0	H: 0	1B: 8	SF: 0	WP: 0	PA: 40
	E: 0	LOB: 2	E: 0	LOB: 0	E: 0	LOB: 0	E: 0	LOB: 1	E: 0	LOB: 1	E: 0	LOB: 1	E: 0	LOB: 0	E: 0	LOB: 0	2B: 0	SAC: 1	PB: 0	
	K: 0	BB: 1	K: 1	BB: 1	K: 2	BB: 0	K: 1	BB: 0	K: 2	BB: 0	K: 0	BB: 1	K: 0	BB: 0	K: 0	BB: 0	3B: 0	DP: 2	SB: 0	
	S: 7	P: 11	S: 6	P: 10	S: 7	P: 7	S: 5	P: 6	S: 8	P: 8	S: 4	P: 8	S: 5	P: 5	S: 3	P: 3	HR: 3	HBP: 0	CS: 0	

PITCHER	IP	WLS	BF	H	R	ER	SO	BB	IBB	HBP	BLK	WP	HR	S	P	ERA	WHIP
Milt Pappas, R ERA: 27.0 (1, 1)	1.0		8	4	3	3	0	1	0	0	0	0	2	7	11	27.00	5.000
Mudcat Grant, R ERA: 9.0 (2, 1)	2.0		8	2	2	2	3	1	0	0	0	0	1	13	17	9.00	1.500
Pete Richert, L ERA: (4, 1)	2.0		7	1	0	0	2	0	0	0	0	0	0	11	11	0.00	0.500
Sam McDowell, L ERA: 4.5 (6, 1)	2.0	L	9	3	1	1	2	1	0	0	0	0	0	12	16	4.50	2.000
Eddie Fisher, R ERA: (8, 1)	2.0		8	1	0	0	0	0	0	0	0	0	0	8	8	0.00	0.500

National League All-Stars @ American League All-Stars
Metropolitan Stadium, Bloomington, MI
 Tue Jul 13 1965, 4:33 AM EDT
 Att. 46,706 - Unknown

AB	36
R	6
H	11
RBI	6
BB	3
SO	7
LOB	17



Batter	1	2	3	4	5	6	7	8	9	AB	R	H	RBI	BB	SO	LOB
--------	---	---	---	---	---	---	---	---	---	----	---	---	-----	----	----	-----

Dick McAuliffe, L OBP: 0.667, SLG: 1.667 Sam McDowell, L Tony Oliva, L OBP: 0.500, SLG: 1.000 (1, 6) (6, 1) (7, PH) (8, 9)	0-0 F6 ①			0-0 BB 1B	0-0 1-H HR		0-0 4-3 ①		0-0 2B	3	2	2	2	0	0	0
Brooks Robinson, R OBP: 0.250, SLG: 0.250 Max Alvis, R (1, 5) (8, 5)	0-0 F7			0-3 K ①	0-0 HR 1B		0-0 F3 ②		0-0 B1 ①	4	1	1	0	0	1	1
Harmon Killebrew, R OBP: 0.600, SLG: 1.333 (1, 3)	0-0 F8 ③			4-0 WP 1B 1-2 BB	0-0 1-H HR		4-0 BB		0-3 K ②	3	1	1	2	2	1	1
Rocky Colavito, R OBP: 0.250, SLG: 0.250 Eddie Fisher, R Joe Pepitone, L (1, 9) (8, 1) (9, PH)		0-0 6-3 ①		0-0 WP 1B 1-2 2-H	0-0 4-3 ③		0-0 F5 ③		0-3 K ③	4	0	1	1	0	0	1
Willie Horton, R (1, 7)		0-0 6-3 ②		0-0 G3 ②		4-0 BB BB		0-3 K ①		3	0	0	0	1	1	2
Felix Mantilla, R Bobby Richardson, R (1, 4) (6, 4)		0-0 2-3 ③		0-0 F8 ③		0-0 F8 ①		0-0 4-3 ②		2	0	0	0	0	0	2
Vic Davalillo, L OBP: 0.500, SLG: 0.500 Zoilo Versalles, R (1, 8) (6, 6)			0-0 G6-4-3 1B		0-0 P5 ①	0-0 P6 ②		4-0 1B BB		2	0	1	0	0	0	0
Earl Battey, R Bill Freehan, R OBP: 1.000, SLG: 1.000 (1, 2) (6, 2)			0-0 G6-4-3 ①		0-0 4-3 ②	4-0 1-2 BB		0-0 1-3 1B		2	0	0	0	0	0	1
Milt Pappas, R Mudcat Grant, R Al Kaline, R Pete Richert, L Jimmie Hall, L (1, 1) (2, 1) (3, PH) (4, 1) (5, PH) (6, 8)			0-0 L5-3 ③		4-0 HR BB	0-3 K ③		0-0 F8 ③		0	0	0	0	0	0	0

Inning Stats	R: 0 E: 0 K: 0 S: 3	H: 0 LOB: 0 BB: 0 P: 3	R: 0 E: 0 K: 0 S: 3	H: 0 LOB: 0 BB: 0 P: 3	R: 0 E: 0 K: 0 S: 3	H: 1 LOB: 0 BB: 0 P: 3	R: 1 E: 0 K: 1 S: 7	H: 2 LOB: 2 BB: 1 P: 11	R: 4 E: 0 K: 0 S: 6	H: 3 LOB: 0 BB: 1 P: 10	R: 0 E: 0 K: 1 S: 5	H: 0 LOB: 2 BB: 2 P: 13	R: 0 E: 0 K: 0 S: 3	H: 0 LOB: 1 BB: 1 P: 7	R: 0 E: 0 K: 1 S: 6	H: 1 LOB: 2 BB: 1 P: 10	R: 0 E: 0 K: 2 S: 8	H: 1 LOB: 1 BB: 0 P: 8	1B: 5 2B: 1 3B: 0 HR: 2	SF: 0 SAC: 0 DP: 1 HBP: 0	WP: 1 PB: 0 SB: 0 CS: 0	PA: 40
---------------------	------------------------------	---------------------------------	------------------------------	---------------------------------	------------------------------	---------------------------------	------------------------------	----------------------------------	------------------------------	----------------------------------	------------------------------	----------------------------------	------------------------------	---------------------------------	------------------------------	----------------------------------	------------------------------	---------------------------------	----------------------------------	------------------------------------	----------------------------------	--------

PITCHER													PITCHER																										
Batter	IP	WLS	BF	H	R	ER	SO	BB	IBB	HBP	BLK	WP	HR	S	P	ERA	WHIP	Batter	IP	WLS	BF	H	R	ER	SO	BB	IBB	HBP	BLK	WP	HR	S	P	ERA	WHIP				
Juan Marichal, R ERA: 27.0	(1, 1)	3.0		9	1	0	0	0	0	0	0	0	0	9	9	0.00	0.333	Bob Gibson, R ERA:	(8, 1)	2.0		9	2	0	0	1	0	0	0	0	0	14	18	0.00	1.500				
Jim Maloney, R ERA: 27.0	(4, 1)	1.2		12	5	5	1	2	0	0	0	1	2	12	20	27.00	4.200																						
Don Drysdale, R ERA:	(5, 1)	0.1		1	0	0	0	0	0	0	0	0	0	1	1	0.00	0.000																						
Sandy Koufax, L ERA:	(6, 1)	1.0	W	5	0	0	0	1	2	0	0	0	0	5	13	0.00	2.000																						
Turk Farrell, R ERA:	(7, 1)	1.0		4	0	0	0	1	0	0	0	0	0	3	7	0.00	1.000																						

BOTTOM

National League All-Stars @ American League All-Stars
Metropolitan Stadium, Bloomington, MI

AB	34
R	5
H	8
RBI	5
BB	6
SO	5
LOB	16



Tue Jul 13 1965, 4:33 AM EDT
Att. 46,706 - Unknown

livebaseballscores.com

Batter	1	2	3	4	5	6	7	8	9	10	AB	R	H	RBI	BB	SO	LOB								
Dick McAuliffe, L (1, 6) X	0-0 F5		0-0 F5			0-3 K		0-0 F7			3	0	0	0	0	1	1								
Mel Stottlemyre, R (6, 1)											0	0	0	0	0	0	0								
Rocky Colavito, R (8, PH)											1	0	0	0	0	0	0								
Sonny Siebert, R (8, 1)											0	0	0	0	0	0	0								
Pete Richert, L (10, 1)											0	0	0	0	0	0	0								
Al Kaline, R OBP: 0.250, SLG: 0.250 (1, 8) X	0-0 F3			0-0 L4		0-0		0-0 L5-3			4	0	1	0	0	0	0								
Tommie Agee, R (9, 8)						1-2 1B					0	0	0	0	0	0	0								
Frank Robinson, R (1, 7) X	0-0 F7			0-3 K		0-0 F3		0-0 P6			4	0	0	0	0	1	2								
Tony Oliva, L (1, 9) X		0-0 L8		0-0 P6		0-0 4-3		0-0 F8			4	0	0	0	0	0	2								
Brooks Robinson, R OBP: 0.750, SLG: 1.250 (1, 5) X		0-0 WP				0-0 6-3		0-0		0-0 WP	4	1	3	0	0	0	0								
George Scott, R (1, 3) X		0-0 3B						G3-6-3 1B		0-0 1B															
Norm Cash, L (7, PH) (7, 3)		0-0 F3		0-0 P4		0-0		G3-6-3		0-0 F8	2	0	0	0	0	0	1								
Bill Freehan, R OBP: 0.500, SLG: 0.500 (1, 2) X		0-0 F9				0-0		1-2		1-2	2	0	0	0	0	0	2								
Earl Battey, R (6, 2) X		0-0 3-H				0-0 1B		0-3 K		4-0 BB	2	0	1	0	0	0	0								
Bobby Knoop, R (1, 4) X			0-0 5-3			0-3 K		0-0 6-3		0-0 F3	2	0	0	0	0	1	1								
Bobby Richardson, R (8, PH) (8, 4) X										0-0 F3	2	0	0	0	0	0	2								
Denny McLain, R (1, 1) X			0-3 K					0-0 F9		0-3 K	1	0	0	0	0	1	0								
Jim Kaat, L (4, 1) X											0	0	0	0	0	0	0								
Harmon Killebrew, R OBP: 1.000, SLG: 1.000 (6, PH) X											1	0	1	0	0	0	0								
Jim Fregosi, R (6, 6) X											2	0	0	0	0	1	2								
Inning Stats	R: 0 E: 0 K: 0 S: 3	H: 0 LOB: 0 BB: 0 P: 3	R: 1 E: 0 K: 0 S: 4	H: 1 LOB: 0 BB: 0 P: 4	R: 0 E: 0 K: 1 S: 5	H: 0 LOB: 0 BB: 0 P: 5	R: 0 E: 0 K: 1 S: 5	H: 0 LOB: 0 BB: 0 P: 5	R: 0 E: 0 K: 1 S: 6	H: 1 LOB: 1 BB: 0 P: 6	R: 0 E: 0 K: 1 S: 7	H: 2 LOB: 2 BB: 0 P: 7	R: 0 E: 0 K: 1 S: 5	H: 1 LOB: 0 BB: 0 P: 5	R: 0 E: 0 K: 0 S: 3	H: 0 LOB: 0 BB: 0 P: 3	R: 0 E: 0 K: 0 S: 3	H: 0 LOB: 0 BB: 0 P: 3	R: 0 E: 0 K: 1 S: 6	H: 1 LOB: 2 BB: 1 P: 10	1B: 5 2B: 0 3B: 1 HR: 0	SF: 0 SAC: 0 DP: 1 HBP: 0	WP: 2 PB: 0 SB: 0 CS: 0	PA: 36	
PITCHER	IP	WLS	BF	H	R	ER	SO	BB	IBB	HBP	BLK	WP	HR	S	P	ERA	WHIP								
Sandy Koufax, L ERA: 3.0 (1, 1)	3.0		10	1	1	1	1	0	0	0	0	1	0	12	12	3.00	0.333								
Jim Bunning, R ERA: (4, 1)	2.0		7	1	0	0	2	0	0	0	0	0	0	11	11	0.00	0.500								
Juan Marichal, R ERA: (6, 1)	3.0		11	3	0	0	2	0	0	0	0	0	0	15	15	0.00	1.000								
Gaylord Perry, R ERA: (9, 1)	2.0	W	8	1	0	0	1	1	0	0	0	1	0	9	13	0.00	1.000								

American League All-Stars @ National League All-Stars
Busch Stadium, St. Louis, MO
 Tue Jul 12 1966, 3:33 AM CDT
 Att. 49,936 - Sunny - 105 F

AB	35
R	1
H	6
RBI	0
BB	1
SO	6
LOB	13



Batter	1	2	3	4	5	6	7	8	9	10	AB R H RBI BB SO LOB	BOTTOM
Willie Mays, R (1, 8) OBP: 0.250, SLG: 0.250	0-3 K			x 0-0 FC3-6 1B		x 0-0 F8		x 0-0 F8			4 1 1 0 0 1 0	American League All-Stars @ National League All-Stars Busch Stadium, St. Louis, MO Tue Jul 12 1966, 3:33 AM CDT Att. 49,936 - Sunny - 105 F
Roberto Clemente, R (1, 9) OBP: 0.500, SLG: 0.750	0-0 F8			x 0-0 FC3-8 1B		x 0-0 2B		x 0-0 4-3			4 0 2 0 0 0 0	
Hank Aaron, R (1, 7) OBP: 0.250, SLG: 0.250	0-3 K			x 0-0 F3		x 0-0 5-3		x 0-0 F8			4 0 0 0 0 1 3	
Willie McCovey, L (1, 3)		x 0-0 P5		x 0-0 FC3-6 1B		x 4-0 FC5-4 IBB		x 0-0 P5			3 0 0 0 1 0 2	
Ron Santo, R (1, 5) OBP: 0.250, SLG: 0.250		x 0-0 L5		x 0-0 FC6-4 1B		x 0-0 FC5-4		x 0-0 5-3			4 0 1 1 0 0 2	
Joe Torre, R (1, 2) Tim McCarver, L (8, 2) OBP: 1.000, SLG: 1.000		x 0-3 K		x 0-0 FC6-4		x 0-0 5-3		x 0-0 SH1-4 1B			3 0 0 0 0 1 2 1 1 1 0 0 0 0	
Jim Lefebvre, S (1, 4) Ron Hunt, R (6, 4)			x 0-0 F7		x 0-0 F7		x 0-0 6-3		x 0-0 SH1-4		2 0 0 0 0 0 0 1 0 0 0 0 0 0	
Leo Cardenas, R (1, 6) Willie Stargell, L (7, PH) Maury Wills, S (8, 6) OBP: 1.000, SLG: 1.000			x 0-0 L4		x 0-0 F3		x 0-0 F5		x 0-0 1B		2 0 0 0 0 0 0 1 0 0 0 0 0 0 1 0 1 1 0 0 0	
Sandy Koufax, R (1, 1) Curt Flood, R (3, PH) Jim Bunning, R (4, 1) Dick Allen, R (5, PH) Juan Marichal, R (6, 1) Jim Ray Hart, R (8, PH) Gaylord Perry, R (9, 1)			x 0-0 1-4-3		x 0-3 K			x 0-3 K			0 0 0 0 0 0 0 1 0 0 0 0 0 0 0 0 0 0 0 0 0 1 0 0 0 0 0 1 0 0 0 0 0 0 0 1 0 0 0 0 1 0 0 0 0 0 0 0 0	
Inning Stats	R: 0 H: 0 E: 0 K: 2 S: 7 WLS: 0 BF: 7 LOB: 0 BB: 0 P: 7	R: 0 H: 0 E: 0 K: 1 S: 5 WLS: 0 BF: 5 LOB: 0 BB: 0 P: 5	R: 0 H: 0 E: 0 K: 0 S: 3 WLS: 0 BF: 3 LOB: 0 BB: 0 P: 3	R: 1 H: 3 E: 0 K: 0 S: 6 WLS: 0 BF: 6 LOB: 2 BB: 0 P: 6	R: 0 H: 0 E: 0 K: 1 S: 5 WLS: 0 BF: 5 LOB: 0 BB: 0 P: 5	R: 0 H: 1 E: 0 K: 0 S: 4 WLS: 0 BF: 8 LOB: 2 BB: 1 P: 8	R: 0 H: 0 E: 0 K: 0 S: 3 WLS: 0 BF: 3 LOB: 0 BB: 0 P: 3	R: 0 H: 0 E: 0 K: 1 S: 5 WLS: 0 BF: 5 LOB: 0 BB: 0 P: 5	R: 0 H: 0 E: 0 K: 0 S: 3 WLS: 0 BF: 3 LOB: 0 BB: 0 P: 3	R: 1 H: 2 E: 0 K: 0 S: 3 WLS: 0 BF: 3 LOB: 1 BB: 0 P: 3	1B: 5 SF: 0 2B: 1 SAC: 1 3B: 0 DP: 0 HR: 0 HBP: 0	

PITCHER	IP	WLS	BF	H	R	ER	SO	BB	IBB	HBP	BLK	WP	HR	S	P	ERA	WHIP
Denny McLain, R (1, 1) ERA: 3.00	3.0		9	0	0	0	3	0	0	0	0	0	0	15	15	0.00	0.000
Jim Kaat, L (4, 1) ERA: 4.5	2.0		9	3	1	1	1	0	0	0	0	0	0	11	11	4.50	1.500
Mel Stottlemyre, R (6, 1) ERA: 2.0	2.0		8	1	0	0	0	0	1	0	0	0	0	7	11	0.00	0.500
Sonny Siebert, R (8, 1) ERA: 2.0	2.0		6	0	0	0	1	0	0	0	0	0	0	8	8	0.00	0.000
Pete Richert, L (10, 1) ERA: 27.0	0.1	L	3	2	1	1	0	0	0	0	0	0	0	3	3	27.00	6.000



Batter	1	2	3	4	5	6	7	8	9	10	11	12	13	14	15	AB	R	H	RBI	BB	SO	LOB	TOP							
Lou Brock, L Willie Mays, R	(1, 7) (6, PH) (6, 8) 5-3		(0, 0) 4-3			(0, 3) K			(0, 0) F8		(0, 0) 6-3			(0, 0) F8		2	0	0	0	0	0	0	0							
Roberto Clemente, R OBP: 0.167, SLG: 0.167	(1, 9) FC5-4 1B		(0, 3) K			(0, 3) K			(0, 3) K		(0, 3) K			(0, 0) 4-3		6	0	1	0	0	4	2								
Hank Aaron, R OBP: 0.167, SLG: 0.167	(1, 8) (6, 7) FC5-4 1B			(0, 0) G5-4-3 1B				(0, 0) 5-3		(0, 0) 5-3			(0, 0) P6		(0, 0) F8		6	0	1	0	0	0	2							
Oriando Cepeda, R	(1, 3) G3			(0, 0) G5-4-3 1B				(0, 3) K		(0, 0) L9			(0, 0) P4		(0, 0) F9		6	0	0	0	0	1	2							
Dick Allen, R Tony Perez, R OBP: 0.250, SLG: 1.000 OBP: 0.500, SLG: 2.000	(1, 5) (10, 5) HR			(0, 3) K				(0, 3) K		(0, 3) K			(0, 3) K		(0, 0) HR		4	1	1	1	0	3	0							
Joe Torre, R Tom Haller, L Ernie Banks, R Tim McCarver, L OBP: 1.000, SLG: 1.000 OBP: 1.000, SLG: 1.500	(1, 2) (5, 2) (10, PH) (10, 2)		(0, 0) 4-3			(0, 0) 6-3		(0, 0) P6		(0, 0) P6			(0, 0) SH3-4 2B		(0, 0) L4-1 1B		2	0	0	0	0	0	0							
Bill Mazerowski, R Don Drysdale, R Tommy Helms, R Tom Seaver, R	(1, 4) (13, 1) (15, PH) (15, 1)		(0, 0) 6-3			(0, 0) 6-3		(0, 0) L7		(0, 0) L7			(0, 0) SH3-4 2B		(0, 0) L4-1 1B		4	0	0	0	0	0	1							
Gene Alley, R	(1, 6) F9					(0, 3) K		(0, 0) 1-3		(0, 0) 1-3			(0, 3) K		(0, 0) K		5	0	0	0	0	3	1							
Juan Marchel, R Fergie Jenkins, R Bob Gibson, R Johnny Wynn, R Chris Short, R Rusty Staub, L Mike Cuellar, L Pete Rose, S			(0, 0) 5-3						(0, 0) F9				(0, 0) F8		(0, 0) F8		1	0	0	0	0	0	0							
Inning Stats	R: 0 E: 0 K: 4 S: 4	H: 1 LOB: 1 BB: 0 P: 4	R: 1 E: 0 K: 4 S: 4	H: 1 LOB: 0 BB: 0 P: 4	R: 0 E: 0 K: 1 S: 5	H: 0 LOB: 0 BB: 0 P: 5	R: 0 E: 0 K: 2 S: 7	H: 1 LOB: 0 BB: 0 P: 7	R: 0 E: 0 K: 1 S: 6	H: 0 LOB: 0 BB: 0 P: 3	R: 0 E: 0 K: 2 S: 6	H: 0 LOB: 0 BB: 0 P: 6	R: 0 E: 0 K: 1 S: 5	H: 0 LOB: 0 BB: 0 P: 5	R: 0 E: 0 K: 1 S: 6	H: 1 LOB: 1 BB: 0 P: 6	R: 0 E: 0 K: 1 S: 6	H: 1 LOB: 1 BB: 0 P: 6	R: 0 E: 0 K: 2 S: 8	H: 0 LOB: 0 BB: 0 P: 8	R: 0 E: 0 K: 1 S: 6	H: 1 LOB: 1 BB: 0 P: 6	R: 0 E: 0 K: 0 S: 3	H: 0 LOB: 0 BB: 0 P: 3	R: 1 E: 0 K: 0 S: 4	H: 2 LOB: 0 BB: 0 P: 4	1B: 6 2B: 2 3B: 0 HR: 2	SF: 0 SAC: 1 DP: 2 HBP: 0	WP: 0 PB: 0 SB: 1 CS: 0	PA: 52
PITCHER	IP	WLS	BF	H	R	ER	SO	BB	IBB	HBP	BLK	WP	HR	S	P	ERA	WHIP													
Dean Chance, R ERA: 3.0	(1, 1) 3.0		11	2	1	1	1	0	0	0	0	0	1	13	13	3.00	0.667													
Jim McGlothlin, R ERA:	(4, 1) 2.0		6	1	0	0	2	0	0	0	0	0	0	10	10	0.00	0.500													
Gary Peters, L ERA:	(6, 1) 3.0		9	0	0	0	4	0	0	0	0	0	0	17	17	0.00	0.000													
Al Downing, L ERA:	(9, 1) 2.0		8	2	0	0	2	0	0	0	0	0	0	12	12	0.00	1.000													
Catfish Hunter, R ERA: 1.8	(11, 1) 5.0	L	18	4	1	1	4	0	0	0	0	0	1	26	26	1.80	0.800													

National League All-Stars @ American League All-Stars
Anaheim Stadium, Anaheim, CA
Tue Jul 11 1967, 6:33 AM EDT
Att: 46,309 - Sunny

livebaseballscores.com

AB 51
R 2
H 9
RBI 2
BB 0
SO 13
LOB 12



Batter	1	2	3	4	5	6	7	8	9	10	11	12	13	14	15	AB	R	H	RBI	BB	SO	LOB
Brooks Robinson, R OBP: 0.167, SLG: 0.667	F3		5-3			HR		F9			K		F8			6	1	1	1	0	1	3
Rod Carew, L Dick McAuliffe, L	F7			F8		K		F9			F9			F9		3	0	0	0	0	1	0
Tony Oliva, L OBP: 0.333, SLG: 0.333	K			CS 1B		K			6-3		K			CS 1B		6	0	2	0	0	3	0
Harmon Killebrew, R		5-3		K			F8		P4			6-3		K		6	0	0	0	0	2	2
Tony Conigliaro, R	F9			CS 1-2	K		K		F9			F2		CS 1-2	F7	6	0	0	0	0	2	0
Carl Yastrzemski, L OBP: 0.833, SLG: 1.000	K					2B					SH1-4 BB		FC5-4 1B		BB	4	0	3	0	2	1	0
Bill Freehan, R			K		P5		K				SH1-4 1-2		FC5-4 1-2		F8	5	0	0	0	0	2	4
Rico Petrocelli, R Jim McGlothlin, R Mickey Martin, S Davy Philen, L Don Matlock, L Tommy Agee, R Al Downing, R Max Alvis, R Caffish Hunter, R Ken Berry, R			P4		K			SH1-4 1B			FC6-5-4 2-3		K		K	1	0	0	0	0	0	0
Dean Chance, R Jim Fregosj, R OBP: 0.250, SLG: 0.250						K		SH1-4 1-2			K		5-3			0	0	0	0	0	0	0

Inning Stats	R: 0	H: 0	E: 0	LOB: 0	K: 1	BB: 0	S: 5	P: 5	R: 0	H: 0	E: 0	LOB: 0	K: 1	BB: 0	S: 5	P: 5	R: 0	H: 1	E: 0	LOB: 1	K: 1	BB: 0	S: 6	P: 6	R: 0	H: 1	E: 0	LOB: 0	K: 1	BB: 0	S: 5	P: 5	R: 0	H: 1	E: 0	LOB: 1	K: 2	BB: 0	S: 8	P: 8	R: 1	H: 1	E: 0	LOB: 0	K: 3	BB: 0	S: 10	P: 10	R: 0	H: 1	E: 0	LOB: 1	K: 2	BB: 0	S: 8	P: 8	R: 0	H: 1	E: 0	LOB: 2	K: 0	BB: 0	S: 4	P: 4	R: 0	H: 0	E: 0	LOB: 0	K: 0	BB: 0	S: 3	P: 3	R: 0	H: 0	E: 0	LOB: 1	K: 1	BB: 1	S: 5	P: 9	R: 0	H: 0	E: 0	LOB: 0	K: 2	BB: 0	S: 7	P: 7	R: 0	H: 1	E: 0	LOB: 1	K: 0	BB: 0	S: 4	P: 4	R: 0	H: 0	E: 0	LOB: 0	K: 1	BB: 0	S: 5	P: 5	R: 0	H: 1	E: 0	LOB: 0	K: 1	BB: 0	S: 5	P: 5	R: 0	H: 1	E: 0	LOB: 0	K: 1	BB: 1	S: 5	P: 9	R: 0	H: 0	E: 0	LOB: 0	K: 1	BB: 0	S: 5	P: 5																																																																																																																																																		
AB	49																								R	1																								H	8																								RBI	1																								BB	2																								SO	17																								LOB	15																																																																																																																											
WP	0																								PA	55																								1B	6																								SF	0																								2B	1																								SAC	2																								3B	0																								DP	0																								HR	1																								HBP	0																								CS	2																							

National League All-Stars @ American League All-Stars
 Anaheim Stadium, Anaheim, CA
 Tue Jul 11 1967, 6:33 AM EDT
 Att: 46,309 - Sunny

livebaseballscorecards.com

AB	49
R	1
H	8
RBI	1
BB	2
SO	17
LOB	15



Batter	1	2	3	4	5	6	7	8	9	AB R H RBI BB SO LOB	TOP			
Jim Fregosi, R (1, 6) OBP: 0.333, SLG: 0.667 Bert Campaneris, R (6, 6)	0-0 G3 2B		0-0 1-3			0-3 K			0-0 5-3	3 0 1 0 0 1 0 1 0 0 0 0 0 0	American League All-Stars @ National League All-Stars Astrodome, Houston, TX Tue Jul 09 1968, 8:05 PM EDT Att: 48,321 - Dome - 72 F			
Rod Carew, L (1, 4) Davey Johnson, R (7, 4)	0-0 G3 2-3			0-0 6-3			0-0 6-3		0-3 K	3 0 0 0 0 0 1 1 0 0 0 0 1 0				
Carl Yastrzemski, L (1, 8) (5, 7)	0-0 F5			0-0 4-3			0-3 K		0-3 K	4 0 0 0 0 2 1				
Frank Howard, R (1, 9) Tony Oliva, L (4, 9) OBP: 1.000, SLG: 2.000	0-0 L6			0-3 K			0-0 2B			2 0 0 0 0 1 1 1 0 1 0 0 0 0				
Willie Horton, R (1, 7) Joe Azcue, R (5, 2) Duane Josephson, R (8, 2)		0-0 F9			0-0 4-3			0-3 K		2 0 0 0 0 0 0 1 0 0 0 0 1 1 0 0 0 0 0 0 0				
Harmon Killebrew, R (1, 3) Boog Powell, L (3, 3)		0-0 P4			0-3 K			0-3 K		1 0 0 0 0 0 0 2 0 0 0 0 2 0				
Bill Freehan, R (1, 2) Denny McLain, R (5, 1) Sam McDowell, L (7, 1) Mickey Mantle, S (8, PH) Mel Stottlemyre, R (8, 1) Tommy John, R (8, 1)		0-0 5-3			0-3 K			0-3 K		2 0 0 0 0 1 0 0 0 0 0 0 0 0 0 0 0 0 0 0 0 1 0 0 0 0 1 0 0 0 0 0 0 0 0 0 0 0 0 0 0 0				
Brooks Robinson, R (1, 5) Don Wert, R (6, 5) OBP: 1.000, SLG: 2.000			0-0 6-3			0-0 F7			0-0 2B	2 0 0 0 0 0 0 1 0 1 0 0 0 0				
Luis Tiant, R (1, 1) Ken Harrelson, R (3, PH) Blue Moon Odom, R (3, 1) Rick Monday, L (5, 8)			0-0 F7			0-0 1-3			0-3 K	0 0 0 0 0 0 0 1 0 0 0 0 0 0 0 0 0 0 0 0 0 2 0 0 0 0 1 1				
Inning Stats	R: 0 H: 1 E: 0 LOB: 1 K: 0 BB: 0 S: 4 P: 4	R: 0 H: 0 E: 0 LOB: 0 K: 0 BB: 0 S: 3 P: 3	R: 0 H: 0 E: 0 LOB: 0 K: 0 BB: 0 S: 3 P: 3	R: 0 H: 0 E: 0 LOB: 0 K: 1 BB: 0 S: 5 P: 5	R: 0 H: 0 E: 0 LOB: 0 K: 2 BB: 0 S: 7 P: 7	R: 0 H: 0 E: 0 LOB: 0 K: 1 BB: 0 S: 5 P: 5	R: 0 H: 1 E: 0 LOB: 1 K: 2 BB: 0 S: 8 P: 8	R: 0 H: 1 E: 0 LOB: 1 K: 3 BB: 0 S: 10 P: 10	R: 0 H: 0 E: 0 LOB: 0 K: 2 BB: 0 S: 7 P: 7	1B: 0 SF: 0 2B: 3 SAC: 0 3B: 0 DP: 0 HR: 0 HBP: 0		WP: 0 PA: 30 PB: 0 SB: 0 CS: 0		
PITCHER	IP WLS BF H R ER SO BB IBB HBP BLK WP HR S P ERA WHIP											PITCHER	IP WLS BF H R ER SO BB IBB HBP BLK WP HR S P ERA WHIP	
Don Drysdale, R (1, 1) ERA:	3.0 W 10 1 0 0 0 0 0 0 0 0 0 0 10 10 0.00 0.333											Jerry Koosman, L (9, 1) ERA:	0.1 S 1 0 0 0 0 1 0 0 0 0 0 0 0 3 3 0.00 0.000	
Juan Marichal, R (4, 1) ERA:	2.0 6 0 0 0 3 0 0 0 0 0 0 0 12 12 0.00 0.000													
Steve Carlton, L (6, 1) ERA:	1.0 3 0 0 0 1 0 0 0 0 0 0 0 5 5 0.00 0.000													
Tom Seaver, R (7, 1) ERA:	2.0 8 2 0 0 5 0 0 0 0 0 0 0 18 18 0.00 1.000													
Ron Reed, R (9, 1) ERA:	0.2 2 0 0 0 1 0 0 0 0 0 0 0 4 4 0.00 0.000													

livebaseballscores.com

AB	30
R	0
H	3
RBI	0
BB	0
SO	11
LOB	5



Batter	1	2	3	4	5	6	7	8	9	AB	R	H	RBI	BB	SO	LOB	BOTTOM	
Willie Mays, R <small>OBP: 0.250, SLG: 0.250</small> (1, 8)	0-0 WP E G4-6-3 1B		0-0 6-3		0-0 5-3		0-3 K			4	1	1	0	0	1	0	American League All-Stars @ National League All-Stars Astrodome, Houston, TX Tue Jul 09 1968, 8:05 PM EDT Att. 48,321 - Dome - 72 F	
Curt Flood, R (1, 7)	4-0 BB		0-0 6-3		4-0 BB		0-0 1B			1	0	0	0	2	0	0		
Matty Alou, L <small>OBP: 1.000, SLG: 1.000</small> Julian Javier, R (6, 7) (9, 4)	1-3 BB									1	0	1	0	0	0	0		
Willie McCovey, L (1, 3)	0-0 G4-6-3 1-2f		0-3 K		0-3 K		0-3 K			4	0	0	0	0	3	3		
Hank Aaron, R <small>OBP: 0.500, SLG: 0.333</small> (1, 9)	4-0 BB			0-3 K		0-0 FC4-6 S 1B		0-3 K		3	0	1	0	1	2	0		
Ron Santo, R <small>OBP: 0.750, SLG: 0.500</small> Tony Perez, R (1, 5) (9, 5)	0-0 6-3			4-0 FC6-4 BB BB		4-0 BB		0-0 G4-3 1B		2	0	1	0	2	0	1		
Tommy Helms, R <small>OBP: 0.500, SLG: 0.667</small> Ron Reed, R Jerry Koosman, R (1, 4) (9, 1) (9, 1)		0-0 2B		4-0 FC6-4 1-2 BB		0-0 FC4-6 1-2f 2-3		0-0 G4-3 1-2f		3	0	1	0	1	0	3		
Jerry Grote, R Steve Carlton, L Rusty Staub, L Tom Seaver, R Felipe Alou, R (1, 2) (6, 1) (6, PH) (7, 1) (9, 7)		0-3 K		0-0 FC6-4 1-2f 2-3 BB		0-0 P5				2	0	0	0	0	1	3		
Don Kessinger, S Billy Williams, L Leo Cardenas, R (1, 6) (6, PH) (7, 6)		0-3 K		0-0 FC6-4 1-2f		0-0 F9				2	0	0	0	0	1	3		
Don Drysdale, R Juan Marichal, R Tom Haller, L Johnny Bench, R (1, 1) (4, 1) (5, PH) (6, 2) (9, 2)		0-0 F7			0-0 F9		0-3 K			1	0	0	0	0	0	1		
Inning Stats	R: 1 E: 1 K: 0 S: 3	H: 1 LOB: 1 BB: 2 P: 11	R: 0 E: 0 K: 2 S: 8	H: 1 LOB: 1 BB: 0 P: 8	R: 0 E: 0 K: 1 S: 5	H: 0 LOB: 2 BB: 2 P: 13	R: 0 E: 0 K: 1 S: 5	H: 1 LOB: 2 BB: 1 P: 9	R: 0 E: 0 K: 3 S: 10	H: 1 LOB: 1 BB: 0 P: 10	R: 0 E: 0 K: 1 S: 5	H: 1 LOB: 0 BB: 0 P: 5	1B: 4 2B: 1 3B: 0 HR: 0	SF: 0 SAC: 0 DP: 2 HBP: 0	WP: 1 PB: 0 SB: 1 CS: 0	PA: 33		
PITCHER Luis Tiant, R Blue Moon Odom, R Denny McLain, R Sam McDowell, L Mel Stottlemyre, R <small>ERA:</small>	(1, 1) (3, 1) (5, 1) (7, 1) (8, 1)	IP 2.0 2.0 1.0 0.1	WLS L L L L	BF 9 8 9 4 1	H 2 0 1 0	R 1 0 0 0	ER 0 0 0 0	SO 2 2 1 3	BB 0 0 0 0	HBP 0 0 0 0	BLK 0 0 0 0	WP 1 0 0 0	HR 0 0 0 0	S 11 10 10 3	P 19 18 17 10 3	ERA 0.00 0.00 0.00 0.00 0.00		WHIP 2.000 1.000 1.500 1.000 0.000
PITCHER Tommy John, L <small>ERA:</small>	(8, 1)	IP 0.2	WLS L	BF 2	H 1	R 0	ER 0	SO 0	BB 0	HBP 0	BLK 0	WP 0	HR 0	S 2	P 2	ERA 0.00	WHIP 1.500	

livebaseballscores.com

AB 27
R 1
H 5
RBI 0
BB 6
SO 9
LOB 18



Batter	1	2	3	4	5	6	7	8	9	AB R H RBI BB SO LOB	TOP		
Matty Alou, L (1, 8) OBP: 0.600, SLG: 0.500	0-0 WP 3-1 E 1B	0-0	0-0 4-3				0-3 K			4 1 2 0 1 1 1			
Don Kessinger, S (1, 6) Willie Mays, R (5, PH) Denis Menke, R (5, 6)	0-0 3-1 1-2	0-0 G3	0-0 6-3			0-0 F9		0-3 K		3 0 0 0 0 0 3 1 0 0 0 0 0 1 1 0 0 0 0 0 1 0			
Hank Aaron, R (1, 9) Bill Singer, R (5, 1) Glenn Beckert, R (7, 4)	0-0 E7 4-3 2-H		0-0 HR 1B			0-0 F8		0-0 F8		4 1 1 0 0 1 1 0 0 0 0 0 0 0 1 0 0 0 0 0 0			
Willie McCovey, L (1, 3) Lee May, R (6, 3)	0-0 4-3 2-3		0-0 HR 1B			0-3 K		0-3 K		4 2 2 3 0 1 1 1 0 0 0 0 1 0			
Ron Santo, R (1, 5) Tony Perez, R (6, 5)	0-0 5-3		0-0 6-3			0-0 6-3		0-3 K		3 0 0 0 1 0 1 1 0 0 0 0 1 0			
Cleon Jones, R (1, 7) Pete Rose, S (8, 7)		0-0 HR 1B	0-0 E6 1B 2B			0-0 F8 1B		0-0 F5		4 2 2 0 0 0 1 1 0 0 0 0 0 0			
Johnny Bench, R (1, 2) Randy Hundley, R (6, 2)		0-0 HR 1B	0-0 2B 1B			0-0 L7		0-3 K		3 2 2 2 1 0 1 1 0 0 0 0 1 0			
Felix Millan, R (1, 4) Jerry Koosman, R (7, 1) Larry Dierker, R (8, 1) Phil Niekro, R (9, 1)		0-0 G3	0-0 2B 2B			0-3 K		0-0 5-3		4 1 1 2 0 1 2 0 0 0 0 0 0 0 0 0 0 0 0 0 0 0 0 0 0 0 0 0			
Steve Carlton, L (1, 1) Bob Gibson, R (4, 1) Ernie Banks, R (5, PH) Roberto Clemente, R (5, 9)		0-3 K	0-0 4-3 2B			0-0 L6		0-3 K		2 0 1 1 0 1 0 0 0 0 0 0 0 0 1 0 0 0 0 0 0 1 0 0 0 0 1 0			
Inning Stats	R: 1 H: 1 E: 1 LOB: 1 K: 0 BB: 0 S: 5 P: 5	R: 2 H: 3 E: 0 LOB: 1 K: 1 BB: 0 S: 8 P: 8	R: 5 H: 5 E: 1 LOB: 1 K: 0 BB: 0 S: 9 P: 9	R: 1 H: 1 E: 0 LOB: 2 K: 2 BB: 2 S: 8 P: 16	R: 0 H: 0 E: 0 LOB: 1 K: 0 BB: 1 S: 3 P: 7	R: 0 H: 1 E: 0 LOB: 1 K: 1 BB: 0 S: 6 P: 6	R: 0 H: 0 E: 0 LOB: 0 K: 2 BB: 0 S: 7 P: 7	R: 0 H: 0 E: 0 LOB: 0 K: 2 BB: 0 S: 7 P: 7	R: 0 H: 0 E: 0 LOB: 0 K: 2 BB: 0 S: 7 P: 7	1B: 6 SF: 0 2B: 2 SAC: 0 3B: 0 DP: 0 HR: 3 HBP: 0	WP: 1 PA: 43 PB: 0 SB: 0 CS: 0		
PITCHER	IP WLS BF H R ER SO BB IBB HBP BLK WP HR S P ERA WHIP											PITCHER	IP WLS BF H R ER SO BB IBB HBP BLK WP HR S P ERA WHIP
Mel Stottlemyre, R (1, 1) ERA: 9.0	2.0 L 11 4 3 2 1 0 0 0 0 0 1 1 13 13 9.00 2.000											Sam McDowell, L (7, 1) ERA:	2.0 6 0 0 0 4 0 0 0 0 0 0 7 7 0.00 0.000
Blue Moon Odom, R (3, 1) ERA: 108.0	0.1 7 5 5 4 0 0 0 0 0 0 0 1 7 7 108.00 15.000											Ray Culp, R (9, 1) ERA:	1.0 3 0 0 0 2 0 0 0 0 0 0 7 7 0.00 0.000
Darold Knowles, L (3, 1) ERA:	0.2 2 0 0 0 0 0 0 0 0 0 0 0 2 2 0.00 0.000												
Denny McLain, R (4, 1) ERA: 9.0	1.0 6 1 1 1 2 2 0 0 0 0 0 1 8 16 9.00 3.000												
Dave McNally, L (5, 1) ERA:	2.0 8 1 0 0 1 1 0 0 0 0 0 0 9 13 0.00 1.000												

National League All-Stars @ American League All-Stars
 Robert F. Kennedy Memorial Stadium, Washington, DC
 Wed Jul 23 1969, 8:05 PM EDT
 Att: 45,259 - Cloudy

AB	40
R	9
H	11
RBI	8
BB	3
SO	10
LOB	12



Batter	1	2	3	4	5	6	7	8	9	AB	R	H	RBI	BB	SO	LOB
Rod Carew, L (1, 4) Mike Andrews, R (6, 4)	0-0 F7		0-0 F8		0-0 G3		0-0 5-3			3	0	0	0	0	0	0
Reggie Jackson, L (1, 8) Carl Yastrzemski, L (5, 9) (6, 7)	0-0 F5		4-0 FC5-4 BB		0-0 P5			0-0 F7		2	0	0	0	1	0	0
Frank Robinson, R (1, 9) Paul Blair, R (5, 8)	0-3 K		0-0 FC5-4 1-2f		0-0 P6			0-0 F7		2	0	0	0	0	1	1
Boog Powell, L (1, 3) OBP: 0.250, SLG: 0.250		0-0 F8		0-3 K		0-0 F7		0-0 1B		4	0	1	0	0	1	0
Frank Howard, R (1, 7) OBP: 1.000, SLG: 4.000 Reggie Smith, S (4, PR) (5, 7) (6, 9)		0-0 HR		4-0 1B BB		0-0 4-3		0-0 P5		1	1	1	1	1	0	0
Sal Bando, R (1, 5) OBP: 0.333, SLG: 0.333 Sam McDowell, L (7, 1) Ray Culp, R (9, 1) Roy White, S (9, PH)		0-0 1-3		0-0 1B 1-2 1B		0-0 F8			0-3 K	3	0	1	0	0	0	0
Rico Petrocelli, R (1, 6) OBP: 0.333, SLG: 0.667 Jim Fregosi, R (8, 6)		0-3 K		0-0 F8			0-0 2B		0-0 1-3	3	0	1	0	0	1	2
Bill Freehan, R (1, 2) OBP: 1.000, SLG: 2.500 John Roseboro, L (7, 2) Carlos May, L (9, PH)			0-0 HR	0-0 1-3 2-H 1B		0-0 F8		0-3 K		2	1	2	2	0	0	0
Mel Stottlemyre, R (1, 1) Blue Moon Odom, R (3, 1) Darold Knowles, L (3, 1) Harmon Killebrew, R (3, PH) Denny McLain, R (4, 1) Don Mincher, L (4, PH) Dave McNally, R (5, 1) Brooks Robinson, R (7, 5)			0-0 F7	0-3 K			0-3 K			0	0	0	0	0	0	0

BOTTOM	
National League All-Stars @ American League All-Stars Robert F. Kennedy Memorial Stadium, Washington, DC Wed Jul 23 1969, 8:05 PM EDT Att: 45,259 - Cloudy	
AB 33 R 3 H 6 RBI 3 BB 2 SO 7 LOB 9	WP : 0 PA : 35 PB : 0 SB : 0 CS : 0

livebaseballscores.com



Inning Stats																	1B	SF	2B	SAC	3B	DP	HR	HBP	
R: 0	H: 0	R: 1	H: 1	R: 1	H: 1	R: 0	H: 0	R: 0	H: 0	R: 0	H: 1	R: 0	H: 1	R: 0	H: 0	R: 0	H: 0	1B: 3	SF: 0	2B: 1	SAC: 0	3B: 0	DP: 0	HR: 2	HBP: 0
E: 0	LOB: 0	E: 0	LOB: 0	E: 0	LOB: 1	E: 0	LOB: 2	E: 0	LOB: 0	E: 0	LOB: 1	E: 0	LOB: 1	E: 0	LOB: 0	E: 0	LOB: 0								
K: 1	BB: 0	K: 1	BB: 0	K: 0	BB: 1	K: 0	BB: 1	K: 0	BB: 0	K: 1	BB: 0	K: 0	BB: 0	K: 2	BB: 0	K: 1	BB: 0								
S: 5	P: 5	S: 6	P: 6	S: 4	P: 8	S: 9	P: 13	S: 3	P: 3	S: 6	P: 6	S: 7	P: 7	S: 7	P: 7	S: 4	P: 4								

PITCHER																	
Steve Carlton, L (1, 1) ERA: 6.0	IP	WLS	BF	H	R	ER	SO	BB	IBB	HBP	BLK	WP	HR	S	P	ERA	WHIP
Bob Gibson, R (4, 1) ERA: 9.0	1.0		6	2	1	1	2	1	0	0	0	0	0	9	13	9.00	3.000
Bill Singer, R (5, 1) ERA:	2.0		6	0	0	0	0	0	0	0	0	0	0	6	6	0.00	0.000
Jerry Koosman, L (7, 1) ERA:	1.2		6	1	0	0	1	0	0	0	0	0	0	8	8	0.00	0.600
Larry Dierker, R (8, 1) ERA:	0.1		2	1	0	0	0	0	0	0	0	0	0	2	2	0.00	3.000
Phil Niekro, R (9, 1) ERA:	1.0		3	0	0	0	2	0	0	0	0	0	0	1	7	0.00	0.000

Batter	1	2	3	4	5	6	7	8	9	10	11	12	AB R H RBI BB SO LOB
Willie Mays, R Gaylord Perry, R Willie McCovey, L Claude Osteen, L Joe Torre, R	0-3 K		0-0 F3		0-0 F5		0-0 G4-3		0-0 1B			0-0 5-3	3 0 0 0 0 1 2 0 0 0 0 0 0 0 2 0 1 1 0 0 2 0 0 0 0 0 0 0 1 0 0 0 0 0 0
Dick Allen, R Bob Gibson, R Roberto Clemente, R	0-0 F9		0-0 L4			4-0 BB BB	0-3 K		0-0 SF8			0-0 4-3	3 0 0 0 1 1 1 0 0 0 0 0 0 0 1 0 0 1 0 0 0
Hank Aaron, R Pete Rose, S	0-0 6-3			0-0 1-3		4-0 BB BB		0-3 K	0-3 K			0-0 1B 1B	2 0 0 0 0 0 0 3 1 1 0 1 2 1
Tony Perez, R Billy Grabarkewitz, R		0-3 K		0-3 K		0-0 P4		0-0 F7		0-0 6-3		0-0 1B 1B	3 0 0 0 0 2 2 3 0 1 0 0 0 0
Rico Carty, R Jim Hickman, R		4-0 1B BB		0-0 1-3		0-0 P4		0-3 K		0-3 K		0-0 1B	1 0 0 0 1 0 0 4 0 1 1 0 2 2
Johnny Bench, R Dick Dietz, R		0-3 K			0-3 K		0-3 K		0-0 HR		0-0 L4		3 0 0 0 0 3 3 2 1 1 1 0 0 0
Don Kessinger, S Bud Harrelson, S		0-0 1B			0-0 FC1-4 1B		0-0 HBP BB G4-3 1B		0-0 1B 1B		0-0 F8		2 0 2 0 0 0 0 3 2 2 0 0 0 0
Glenn Beckert, R Cito Gaston, R		0-0 4-3			0-0 FC1-4 BB		4-0 G4-3 HBP BB		0-0 P3		0-0 4-3		2 0 0 0 0 0 3 2 0 0 0 1 0 1
Tom Seaver, R Rusty Staub, L Jim Merritt, L Denis Menke, R Joe Morgan, L			0-0 F8		4-0 BB BB BB		1-0 G4-3 HBP		0-0 1B SF8 1B		0-0 6-3		0 0 0 0 0 0 0 1 0 0 0 0 0 0 0 0 0 0 0 0 0 0 0 0 0 1 0 0 2 1 1 0 0 0 0

Inning Stats	R: 0 E: 0 K: 5	H: 0 LOB: 0 BB: 5	R: 0 E: 0 K: 8	H: 1 LOB: 2 BB: 1 P: 12	R: 0 E: 0 K: 3	H: 0 LOB: 0 BB: 3	R: 0 E: 0 K: 5	H: 0 LOB: 0 BB: 5	R: 0 E: 0 K: 6	H: 1 LOB: 2 BB: 1 P: 10	R: 0 E: 0 K: 5	H: 0 LOB: 2 BB: 2 P: 13	R: 1 E: 0 K: 5	H: 1 LOB: 1 BB: 1 P: 10	R: 0 E: 0 K: 2	H: 0 LOB: 0 BB: 0 P: 7	R: 3 E: 0 K: 9	H: 4 LOB: 1 BB: 0 P: 9	R: 0 E: 0 K: 5	H: 0 LOB: 0 BB: 5	R: 0 E: 0 K: 3	H: 0 LOB: 0 BB: 3	R: 1 E: 0 K: 5	H: 3 LOB: 2 BB: 0 P: 5	1B: 9 2B: 0 3B: 0 HR: 1	SF: 1 SAC: 0 DP: 1 HBP: 1	WP: 0 PB: 0 SB: 0 CS: 0	PA: 50
--------------	----------------------	-------------------------	----------------------	----------------------------------	----------------------	-------------------------	----------------------	-------------------------	----------------------	----------------------------------	----------------------	----------------------------------	----------------------	----------------------------------	----------------------	---------------------------------	----------------------	---------------------------------	----------------------	-------------------------	----------------------	-------------------------	----------------------	---------------------------------	----------------------------------	------------------------------------	----------------------------------	--------

PITCHER	IP	WLS	BF	H	R	ER	SO	BB	IBB	HBP	BLK	WP	HR	S	P	ERA	WHIP
Jim Palmer, R	3.0		11	1	0	0	3	1	0	0	0	0	0	16	20	0.00	0.667
Sam McDowell, L	3.0		13	1	0	0	3	3	0	0	0	0	0	16	28	0.00	1.333
Jim Perry, R	2.0		8	1	1	1	3	1	0	1	0	0	0	12	17	4.50	1.000
Catfish Hunter, R	0.1		4	3	3	3	0	0	0	0	0	0	1	4	4	81.00	9.000
Fritz Peterson, L	0.0		1	1	0	0	0	0	0	0	0	0	0	1	1	∞	∞


BOTTOM

American League All-Stars @ National League All-Stars
Riverfront Stadium, Cincinnati, OH

Tue Jul 14 1970, 8:05 PM EDT
Att: 51,838 - Unknown - 80 F

livebaseballscorecards.com

AB	43
R	5
H	10
RBI	4
BB	5
SO	11
LOB	17



Batter	1	2	3	4	5	6	7	8	9	AB R H RBI BB SO LOB	TOP											
Willie Mays, R (1, 8) Roberto Clemente, R (4, 9) Felix Millan, R (8, 4)	0-0 6-3		0-0 F9		0-3 K			0-0 HR		2 0 0 0 0 0 0 2 1 1 1 0 1 1 0 0 0 0 0 0 0	National League All-Stars @ American League All-Stars Tiger Stadium, Detroit, MI Tue Jul 13 1971, 8:05 PM EDT Att: 53,559 - Unknown											
Hank Aaron, R (1, 9) Lee May, R (4, 3)	0-0 5-3		0-0 HR			4-0 BB		0-0 1-3		2 1 1 1 0 0 0 1 0 0 0 1 0 0												
Joe Torre, R (1, 5) Ron Santo, R (8, PH) (8, 5)	0-0 P4		0-3 K			0-0 G5-4-3		0-0 1-3		3 0 0 0 0 1 1 1 0 0 0 0 0 0												
Willie Stargell, L (1, 7) Lou Brock, L (9, PH)		1-0 HR HBP		0-3 K2-3		0-3 K			0-0 B1-3	2 1 0 0 0 2 0 1 0 0 0 0 0 0												
Willie McCovey, L (1, 3) Juan Marichal, R (4, 1) Don Kessinger, S (6, 6)		0-3 K		0-0 4-3			0-0 F9		0-0 F9	2 0 0 0 0 1 1 0 0 0 0 0 0 0 2 0 0 0 0 0 0												
Johnny Bench, R (1, 2) OBP: 0.500, SLG: 1.250		0-0 HR		0-0 5-3			0-0 1B		0-0 P5	4 1 2 2 0 0 0												
Glenn Beckert, R (1, 4) Pete Rose, S (8, 9)		0-0 F9		0-0 4-3			0-0 P6			3 0 0 0 0 0 1 0 0 0 0 0 0 0												
Bud Harrelson, S (1, 6) Fergie Jenkins, R (6, 1) Nate Colbert, R (7, PH) Don Wilson, R (7, 1)		0-0 F9		0-0 6-3			0-3 K			2 0 0 0 0 0 0 0 0 0 0 0 0 0 1 0 0 0 0 1 1 0 0 0 0 0 0 0												
Dock Ellis, S (1, 1) Willie Davis, L (4, 8) Bobby Bonds, R (8, PH) (8, 8)			0-3 K		0-0 1B			0-3 K		1 0 0 0 0 1 0 1 0 1 0 0 0 0 1 0 0 0 0 1 0												
Inning Stats	R: 0 E: 0 K: 0 S: 3	H: 0 LOB: 0 BB: 0 P: 3	R: 2 E: 0 K: 1 S: 6	H: 1 LOB: 0 BB: 0 P: 7	R: 1 E: 0 K: 2 S: 8	H: 1 LOB: 0 BB: 0 P: 8	R: 0 E: 0 K: 1 S: 5	H: 0 LOB: 0 BB: 0 P: 5	R: 0 E: 0 K: 1 S: 6	H: 1 LOB: 1 BB: 0 P: 6	R: 0 E: 0 K: 1 S: 4	H: 0 LOB: 0 BB: 1 P: 8	R: 0 E: 0 K: 1 S: 6	H: 1 LOB: 1 BB: 0 P: 6	R: 1 E: 0 K: 1 S: 6	H: 1 LOB: 0 BB: 0 P: 6	R: 0 E: 0 K: 0 S: 3	H: 0 LOB: 0 BB: 0 P: 3	1B: 2 2B: 0 3B: 0 HR: 3	SF: 0 SAC: 0 DP: 1 HBP: 1	WP: 0 PB: 0 SB: 0 CS: 0	PA: 33
PITCHER	IP WLS BF H R ER SO BB IBB HBP BLK WP HR S P ERA WHIP																					
Vida Blue, L (1, 1) ERA: 9.0	3.0 W 12 2 3 3 3 0 0 1 0 0 2 17 18 9.00 0.667																					
Jim Palmer, R (4, 1) ERA:	2.0 7 1 0 0 2 0 0 0 0 0 0 11 11 0.00 0.500																					
Mike Cuellar, L (6, 1) ERA:	2.0 7 1 0 0 2 1 0 0 0 0 0 10 14 0.00 1.000																					
Mickey Lolich, L (8, 1) ERA: 4.5	2.0 S 7 1 1 1 1 0 0 0 0 0 1 9 9 4.50 0.500																					

livebaseballscores.com

AB	31
R	4
H	5
RBI	4
BB	1
SO	8
LOB	5



Batter	1	2	3	4	5	6	7	8	9
Rod Carew, L (1, 4) Cookie Rojas, R (6, 4)	0-0 4-3		4-0 HR BB		4-0 BB		0-0 F9		
Bobby Murcer, L (1, 8) Mike Cuellar, L (6, 1) Don Buford, S (7, PH) Mickey Lolich, S (8, 1)	0-0 4-3 1B		0-0 P5		0-3 K		0-3 K		
Carl Yastrzemski, L (1, 7)	0-0 4-3 1-2		0-0 P6		0-0 4-3			4-0 BB	
Frank Robinson, R (1, 9) Al Kaline, R (6, 9)	0-0 6-3		0-0 HR			0-0 HR 1B		0-3 K	
Norm Cash, L (1, 3) Harmon Killebrew, R (6, 3)		0-3 K	0-3 K			0-0 HR		0-0 G5-4-3	
Brooks Robinson, R (1, 5)		0-0 6-3		0-0 F8		0-0 1B			
Bill Freehan, R (1, 2) Thurman Munson, R (8, 2)		0-0 F7		0-0 F3		0-0 F8			
Luis Aparicio, R (1, 6)			0-0 HR 1B	0-0 1-3		0-0 G4-6-3			
Vida Blue, S (1, 1) Reggie Jackson, L (3, PH) Jim Palmer, R (4, 1) Frank Howard, R (5, PH) Amos Otis, R (6, 8)			0-0 HR		0-0 4-3		0-0 F7		

Inning Stats	R: 0 E: 0 K: 4	H: 1 LOB: 1 BB: 0 P: 4	R: 0 E: 0 K: 5	H: 0 LOB: 0 BB: 0 P: 5	R: 4 E: 0 K: 8	H: 3 LOB: 0 BB: 1 P: 12	R: 0 E: 0 K: 3	H: 0 LOB: 0 BB: 0 P: 3	R: 0 E: 0 K: 5	H: 0 LOB: 1 BB: 1 P: 9	R: 2 E: 0 K: 5	H: 3 LOB: 0 BB: 0 P: 5	R: 0 E: 0 K: 5	H: 0 LOB: 0 BB: 0 P: 5	R: 0 E: 0 K: 4	H: 0 LOB: 0 BB: 1 P: 8
--------------	----------------------	---------------------------------	----------------------	---------------------------------	----------------------	----------------------------------	----------------------	---------------------------------	----------------------	---------------------------------	----------------------	---------------------------------	----------------------	---------------------------------	----------------------	---------------------------------

PITCHER	IP	WLS	BF	H	R	ER	SO	BB	IBB	HBP	BLK	WP	HR	S	P	ERA	WHIP
Dock Ellis, R (1, 1) ERA: 12.0	3.0	L	14	4	4	4	2	1	0	0	0	0	2	17	21	12.00	1.667
Juan Marichal, R (4, 1) ERA:	2.0		7	0	0	0	1	1	0	0	0	0	0	8	12	0.00	0.500
Fergie Jenkins, R (6, 1) ERA: 18.0	1.0		5	3	2	2	0	0	0	0	0	0	1	5	5	18.00	3.000
Don Wilson, R (7, 1) ERA:	2.0		6	0	0	0	2	1	0	0	0	0	0	9	13	0.00	0.500

AB R H RBI BB SO LOB

1	1	0	0	2	0	0
1	0	0	0	0	0	0
3	0	1	0	0	1	2
0	0	0	0	0	0	0
1	0	0	0	0	1	0
0	0	0	0	0	0	0
3	0	0	0	1	0	3
2	1	1	2	0	0	1
2	1	1	0	0	1	1
2	0	0	0	0	2	0
2	1	1	2	0	0	1
3	0	1	0	0	0	0
3	0	0	0	0	0	1
0	0	0	0	0	0	0
3	1	1	0	0	0	1
0	0	0	0	0	0	0
1	1	1	2	0	0	0
0	0	0	0	0	0	0
1	0	0	0	0	0	0
1	0	0	0	0	0	0

AB	29
R	6
H	7
RBI	6
BB	3
SO	5
LOB	10



PITCHER	IP	WLS	BF	H	R	ER	SO	BB	IBB	HBP	BLK	WP	HR	S	P	ERA	WHIP
WP: 0	PA: 32																
PB: 0																	
SB: 0																	
CS: 0																	

National League All-Stars @ American League All-Stars
Tiger Stadium, Detroit, MI
Tue Jul 13 1971, 8:05 PM EDT
Att. 53,559 - Unknown

livebaseballscorecards.com

Batter	1	2	3	4	5	6	7	8	9	10	AB R H RBI BB SO LOB	TOP												
Rod Carew, L (1, 4) OBP: 0.667, SLG: 0.500 Cookie Rojas, R (8, PH) OBP: 1.000, SLG: 4.000	0-0 4-1		0-0 L3 2-H 1B			4-0 G3-6-3 BB		0-0 1-H HR			2 0 1 1 1 0 0 1 1 1 2 0 0 0	<p>American League All-Stars @ National League All-Stars Atlanta Stadium, Atlanta, GA Tue Jul 25 1972, 8:05 PM EDT Att. 53,107 - Unknown</p> <p>livebaseballscores.com</p>												
Bobby Murcer, L (1, 8) Richie Scheinblum, S (6, 9)	0-0 F2		0-0 L3 1-2			0-0 G3-6-3 1-2f		0-0 G3			3 0 0 0 0 0 2 1 0 0 0 0 0 0													
Reggie Jackson, L (1, 9) OBP: 0.500, SLG: 0.750	0-0 2B			0-0 FC5-4 1B		0-0 4-3		0-3 K			4 0 2 0 0 1 0													
Dick Allen, R (1, 3) Norm Cash, L (7, 3)	0-0 4-3			0-0 FC5-4 1-2f			0-0 6-3		0-3 K		3 0 0 0 0 0 2 1 0 0 0 0 1 0													
Carl Yastrzemski, L (1, 7) Joe Rudi, R (7, 7) OBP: 1.000, SLG: 2.000		0-0 4-3		0-0 F8			0-3 K		0-0 2B		3 0 0 0 0 1 1 1 0 1 0 0 0 0													
Bobby Grich, R (1, 6)		0-0 F5		0-3 K			0-0 6-3		0-3 K		4 0 0 0 0 2 2													
Brooks Robinson, R (1, 5) Sal Bando, R (5, 5)		0-0 5-3			0-0 P4			0-0 4-3		0-0 6-3	2 0 0 0 0 0 0 2 0 0 0 0 0 0													
Bill Freehan, R (1, 2) Carlton Fisk, R (6, 2) OBP: 0.500, SLG: 0.500			4-0 SH3-4 1B BB		0-0 F8			0-0 HR 1B		0-3 K	1 1 0 0 1 0 0 2 1 1 0 0 1 0													
Jim Palmer, R (1, 1) Mickey Lolich, S (4, 1) Gaylord Perry, R (6, 1) Reggie Smith, S (8, PH) Wilbur Wood, R (8, 1) Lou Piniella, R (10, PH) Dave McNally, R (10, 1)			0-0 SH3-4 1-2		0-3 K			0-3 K		0-0 6-3	0 0 0 0 0 0 0 1 0 0 0 0 1 0 0 0 0 0 0 0 0 1 0 0 0 0 1 1 0 0 0 0 0 0 0 1 0 0 0 0 0 0 0 0 0 0 0 0 0													
Inning Stats	R: 0 E: 0 K: 0 S: 4	H: 1 LOB: 1 BB: 0 P: 4	R: 0 E: 0 K: 0 S: 3	H: 0 LOB: 0 BB: 0 P: 3	R: 1 E: 0 K: 0 S: 3	H: 1 LOB: 0 BB: 1 P: 7	R: 0 E: 0 K: 1 S: 6	H: 1 LOB: 1 BB: 0 P: 6	R: 0 E: 0 K: 1 S: 5	H: 0 LOB: 0 BB: 1 P: 5	R: 0 E: 0 K: 1 S: 5		H: 0 LOB: 0 BB: 0 P: 5	R: 0 E: 0 K: 1 S: 7	H: 2 LOB: 0 BB: 0 P: 7	R: 0 E: 0 K: 3 S: 10	H: 1 LOB: 1 BB: 0 P: 10	R: 0 E: 0 K: 1 S: 5	H: 0 LOB: 0 BB: 0 P: 5	1B: 3 2B: 3 3B: 0 HR: 1	SF: 0 SAC: 1 DP: 2 HBP: 0	WP: 0 PB: 0 SB: 0 CS: 0	PA: 36	
PITCHER	IP WLS BF H R ER SO BB IBB HBP BLK WP HR S P ERA WHIP	IP WLS BF H R ER SO BB IBB HBP BLK WP HR S P ERA WHIP	IP WLS BF H R ER SO BB IBB HBP BLK WP HR S P ERA WHIP	IP WLS BF H R ER SO BB IBB HBP BLK WP HR S P ERA WHIP	IP WLS BF H R ER SO BB IBB HBP BLK WP HR S P ERA WHIP	IP WLS BF H R ER SO BB IBB HBP BLK WP HR S P ERA WHIP	IP WLS BF H R ER SO BB IBB HBP BLK WP HR S P ERA WHIP	IP WLS BF H R ER SO BB IBB HBP BLK WP HR S P ERA WHIP	IP WLS BF H R ER SO BB IBB HBP BLK WP HR S P ERA WHIP	IP WLS BF H R ER SO BB IBB HBP BLK WP HR S P ERA WHIP	IP WLS BF H R ER SO BB IBB HBP BLK WP HR S P ERA WHIP	IP WLS BF H R ER SO BB IBB HBP BLK WP HR S P ERA WHIP	IP WLS BF H R ER SO BB IBB HBP BLK WP HR S P ERA WHIP	IP WLS BF H R ER SO BB IBB HBP BLK WP HR S P ERA WHIP	IP WLS BF H R ER SO BB IBB HBP BLK WP HR S P ERA WHIP	IP WLS BF H R ER SO BB IBB HBP BLK WP HR S P ERA WHIP	IP WLS BF H R ER SO BB IBB HBP BLK WP HR S P ERA WHIP	IP WLS BF H R ER SO BB IBB HBP BLK WP HR S P ERA WHIP	IP WLS BF H R ER SO BB IBB HBP BLK WP HR S P ERA WHIP	IP WLS BF H R ER SO BB IBB HBP BLK WP HR S P ERA WHIP	IP WLS BF H R ER SO BB IBB HBP BLK WP HR S P ERA WHIP	IP WLS BF H R ER SO BB IBB HBP BLK WP HR S P ERA WHIP	IP WLS BF H R ER SO BB IBB HBP BLK WP HR S P ERA WHIP	
Bob Gibson, R (1, 1) ERA:	2.0	7	1	0	0	0	0	0	0	0	0.00	0.500												
Steve Blass, R (3, 1) ERA: 9.0	1.0	4	1	1	1	0	1	0	0	0	9.00	2.000												
Don Sutton, R (4, 1) ERA:	2.0	7	1	0	0	2	0	0	0	0	0.00	0.500												
Steve Carlton, L (6, 1) ERA:	1.0	3	0	0	0	0	1	0	0	0	0.00	1.000												
Bill Stoneman, R (7, 1) ERA: 9.0	2.0	8	2	2	2	2	0	0	0	0	9.00	1.000												



BOTTOM

American League All-Stars @ National League All-Stars
Atlanta Stadium, Atlanta, GA
Tue Jul 25 1972, 8:05 PM EDT
Att. 53,107 - Unknown

livebaseballscorecards.com

AB	33
R	4
H	8
RBI	4
BB	3
SO	5
LOB	10



WP	0	PA	37
PB	0		
SB	1		
CS	0		

Batter	1	2	3	4	5	6	7	8	9	10	AB	R	H	RBI	BB	SO	LOB										
Joe Morgan, L OBP: 0.400, SLG: 0.250 (1, 4)	F8		F7			4-3		BB 4-0		0-0 2-H	4	0	1	1	1	0	0										
Willie Mays, R Cesar Cedeno, R OBP: 0.500, SLG: 0.500 (6, 8)	5-3			K		HR 1B		1-2 K			2	0	0	0	0	1	0										
Hank Aaron, R AI Oliver, L OBP: 0.333, SLG: 1.333 (8, 9)	K			F9		HR 1-H		P5			3	1	1	2	0	1	0										
Willie Stargell, L Billy Williams, L OBP: 0.500, SLG: 0.500 (6, 7)		G4-3 BB		P9		F8			1B FC6-4		1	0	0	0	1	0	0										
Johnny Bench, R Manny Sanguillen, R OBP: 0.500, SLG: 0.500 (6, 2)	G4-3					FC6-4 1B		4-3		1B FC6-4	2	0	1	0	0	0	1										
Lee May, R OBP: 0.250, SLG: 0.250 (1, 3)						F7		F8		FC6-4 G5-4-3	4	0	1	1	0	0	2										
Joe Torre, R Ron Santo, R OBP: 0.333, SLG: 0.333 (8, 5)						F3				G5-4-3	3	0	1	0	0	1	2										
Don Kessinger, S Steve Carlton, L Bill Stoneman, R Tug McGraw, R Nate Colbert, R (10, PH)			F7			FC6-4		K		SH1-4 BB	2	0	0	0	0	0	1										
Bob Gibson, R Steve Blass, R Glenn Beckert, R (3, PH) Don Sutton, R Chris Speier, R (6, 6)			F9			F9		6-3		SH1-4	0	0	0	0	0	0	0										
Inning Stats	R: 0 E: 0 K: 1 S: 5	H: 0 LOB: 0 BB: 0 P: 5	R: 0 E: 0 K: 1 S: 5	H: 1 LOB: 1 BB: 1 P: 9	R: 0 E: 0 K: 0 S: 3	H: 0 LOB: 0 BB: 0 P: 3	R: 0 E: 0 K: 1 S: 5	H: 0 LOB: 0 BB: 0 P: 5	R: 0 E: 0 K: 0 S: 4	H: 1 LOB: 1 BB: 0 P: 4	R: 2 E: 0 K: 0 S: 5	H: 2 LOB: 0 BB: 0 P: 5	R: 0 E: 0 K: 1 S: 6	H: 1 LOB: 1 BB: 0 P: 6	R: 0 E: 0 K: 1 S: 5	H: 0 LOB: 1 BB: 1 P: 9	R: 1 E: 0 K: 0 S: 4	H: 2 LOB: 0 BB: 0 P: 4	R: 1 E: 0 K: 0 S: 2	H: 1 LOB: 1 BB: 1 P: 6	1B: 7 2B: 0 3B: 0 HR: 1	SF: 0 SAC: 1 DP: 2 HBP: 0					
PITCHER	IP	WLS	BF	H	R	ER	SO	BB	IBB	HBP	BLK	WP	HR	S	P	ERA	WHIP										
Jim Palmer, R ERA: (1, 1)	3.0		10	1	0	0	2	1	0	0	0	0	0	13	17	0.00	0.667										
Mickey Lolich, L ERA: (4, 1)	2.0		7	1	0	0	1	0	0	0	0	0	0	9	9	0.00	0.500										
Gaylord Perry, R ERA: 9.0 (6, 1)	2.0		9	3	2	2	1	0	0	0	0	0	1	11	11	9.00	1.500										
Wilbur Wood, L ERA: 4.5 (8, 1)	2.0		8	2	1	1	1	1	0	0	0	0	0	9	13	4.50	1.500										
Dave McNally, L ERA: 27.0 (10, 1)	0.1	L	3	1	1	1	0	1	0	0	0	0	0	2	6	27.00	6.000										

Batter	1	2	3	4	5	6	7	8	9	AB	R	H	RBI	BB	SO	LOB
Bert Campaneris, R (1, 6) Ed Brinkman, R (6, 6)	0-3 K		0-3 K		0-0 5-3			0-0 6-3		3	0	0	0	0	2	1
Rod Carew, L (1, 4) Cookie Rojas, R (6, 4)	0-0 6-3		0-0 4-3		0-0 1-3			4-0 4-3 BB		3	0	0	0	0	0	1
John Mayberry, L (1, 3) OBP: 0.500, SLG: 0.667	0-0 3-1		4-0 BB			0-0 2B		0-0 4-3		3	0	1	0	1	0	1
Reggie Jackson, L (1, 9) OBP: 0.250, SLG: 0.500 Paul Blair, R (9, 8)		0-0 1B	0-0 4-3			0-3 K		0-0 1-3		4	1	1	0	0	1	4
Amos Otis, R (1, 8) OBP: 1.000, SLG: 1.000 Dave May, L (5, 8) (9, 9)		0-0 2B		0-0 S		0-0 P4		0-0 P4		2	0	2	1	0	0	0
Bobby Murcer, L (1, 7)		0-0 1B		0-0 1B		0-0 P4		0-0 6-3		3	0	0	0	1	0	3
Carlton Fisk, R (1, 2) Thurman Munson, R (6, 2)		0-0 F7		0-0 L8		0-0 L8		0-0 P3		2	0	0	0	0	0	2
Brooks Robinson, R (1, 5) Sal Bando, R (5, 5) Davey Nelson, R (8, 5) Willie Horton, R (9, PH)		0-0 F8		0-0 1-3		0-0 L8		0-0 L8		2	0	0	0	0	0	2
Catfish Hunter, R Ken Holtzman, R Bert Blyleven, R Randy Bell, R Bill Singer, R Pat Kelly, L Nolan Ryan, R Jim Spencer, L Sparky Lyle, L Rollie Fingers, R			0-0 3B		0-0 P6		0-0 F7		0-3 K2-3	0	0	0	0	0	0	0

Inning Stats	R: 0	H: 0	E: 0	K: 1	S: 5	LOB: 0	BB: 0	P: 5	R: 1	H: 2	E: 0	K: 0	S: 5	LOB: 1	BB: 0	P: 5	R: 0	H: 1	E: 0	K: 1	S: 6	LOB: 2	BB: 1	P: 10	R: 0	H: 1	E: 0	K: 0	S: 4	LOB: 1	BB: 4	R: 0	H: 0	E: 0	K: 0	S: 3	LOB: 0	BB: 0	P: 3	R: 0	H: 1	E: 0	K: 1	S: 6	LOB: 1	BB: 0	P: 6	R: 0	H: 0	E: 0	K: 0	S: 3	LOB: 0	BB: 0	P: 3	R: 0	H: 0	E: 0	K: 0	S: 3	LOB: 1	BB: 1	P: 7	R: 0	H: 0	E: 0	K: 2	S: 7	LOB: 1	BB: 1	P: 11	1B: 2	2B: 2	3B: 1	HR: 0	SF: 0	SAC: 0	DP: 0	HBP: 0	WP: 0	PB: 0	SB: 1	CS: 0	PA: 35
PITCHER	IP	WLS	BF	H	R	ER	SO	BB	IBB	HBP	BLK	WP	HR	S	P	ERA	WHIP																																																																			
Rick Wise, R (1, 1) ERA: 4.5	2.0		8	2	1	1	1	0	0	0	0	0	0	10	10	4.50	1.000																																																																			
Claude Osteen, L (3, 1) ERA:	2.0		9	2	0	0	1	1	0	0	0	0	0	10	14	0.00	1.500																																																																			
Don Sutton, R (5, 1) ERA:	1.0		3	0	0	0	0	0	0	0	0	0	0	3	3	0.00	0.000																																																																			
Wayne Twitchell, R (6, 1) ERA:	1.0		4	1	0	0	1	0	0	0	0	0	0	6	6	0.00	1.000																																																																			
Dave Giusti, R (7, 1) ERA:	1.0		3	0	0	0	0	0	0	0	0	0	0	3	3	0.00	0.000																																																																			
PITCHER	IP	WLS	BF	H	R	ER	SO	BB	IBB	HBP	BLK	WP	HR	S	P	ERA	WHIP																																																																			
Tom Seaver, R (8, 1) ERA:	1.0		4	0	0	0	0	1	0	0	0	0	0	7	11	0.00	1.000																																																																			
Jim Brewer, L (9, 1) ERA:	1.0	S	4	0	0	0	2	1	0	0	0	0	0	7	11	0.00	1.000																																																																			

BOTTOM

National League All-Stars @ American League All-Stars
Royals Stadium, Kansas City, MO
 Tue Jul 24 1973, 8:05 PM EDT
 Att. 40,849 - Unknown

livebaseballscores.com

AB	32
R	1
H	5
RBI	1
BB	3
SO	5
LOB	17



Batter	1	2	3	4	5	6	7	8	9	AB R H RBI BB SO LOB	TOP
Rod Carew, L (1, 4) Bobby Grich, R (3, 4) OBP: 0.333, SLG: 0.333	0-0 4-3		4-0 E S 1B BB		0-0 FC4-6 1B		0-0 5-3		0-0 G3	1 1 0 0 1 0 0 3 0 1 0 0 0 0	<p>American League All-Stars @ National League All-Stars Three Rivers Stadium, Pittsburgh, PA</p> <p>Tue Jul 23 1974, 8:05 PM EDT Att: 50,706 - Unknown</p> <p>livebaseballscorecards.com</p>
Bert Campaneris, R (1, 6)	0-3 K		0-3 K		0-0 F8		0-0 F9			4 0 0 0 0 2 2	
Reggie Jackson, L (1, 9)	0-3 K		4-0 1B BB		0-0 FC4-6 1-2f		0-3 K			3 0 0 0 1 2 1	
Dick Allen, R (1, 3) Carl Yastrzemski, L (3, 3)		0-3 K	0-0 1-2 3-H 1B		0-0 4-3			4-0 FC1-6 BB		2 0 1 1 0 1 0 1 0 0 0 1 0 1	
Bobby Murcer, L (1, 8) George Hendrick, R (5, 8) OBP: 0.500, SLG: 0.500		0-0 3-1	0-0 3-1			0-0 BB 1B		0-0 FC1-6 1-2f		2 0 0 0 0 0 2 2 0 1 0 0 0 1	
Jeff Burroughs, R (1, 7) Joe Rudi, R (4, 7)		4-0 BB		4-0 BB		0-0 F9		0-3 K		0 0 0 0 2 0 0 2 0 0 0 0 1 2	
Brooks Robinson, R (1, 5) John Mayberry, L (8, PH) Rollie Fingers, R (8, 1)		0-0 L7		0-0 P4		0-0 F8		0-0 G3		3 0 0 0 0 0 3 1 0 0 0 0 0 1 0 0 0 0 0 0 0	
Thurman Munson, R (1, 2) OBP: 0.500, SLG: 0.667			0-0 SH1-4 E 2B		0-0 P4				0-0 4-3	3 1 1 0 1 0 1	
Gaylord Perry, R (1, 1) Al Kaline, R (4, PH) Luis Tiant, R (4, 1) Frank Robinson, R (8, PH) Catfish Hunter, R (8, 1) Dave Chalk, R (8, 5)			0-0 SH1-4 2-3		0-0 F2		0-0 FC4-6 1-2f		0-3 K	0 0 0 0 0 0 0 1 0 0 0 0 0 1 0 0 0 0 0 0 0 1 0 0 0 0 0 2 0 0 0 0 0 0 0 1 0 0 0 0 1 0	

Inning Stats	R: 0 E: 0 K: 2 S: 7	H: 0 LOB: 0 BB: 0 P: 7	R: 0 E: 0 K: 1 S: 5	H: 0 LOB: 1 BB: 1 P: 9	R: 2 E: 1 K: 1 S: 7	H: 2 LOB: 2 BB: 2 P: 15	R: 0 E: 0 K: 0 S: 3	H: 0 LOB: 1 BB: 1 P: 7	R: 0 E: 0 K: 0 S: 4	H: 1 LOB: 1 BB: 0 P: 4	R: 0 E: 0 K: 0 S: 4	H: 1 LOB: 2 BB: 1 P: 8	R: 0 E: 0 K: 1 S: 5	H: 0 LOB: 0 BB: 0 P: 5	R: 0 E: 0 K: 1 S: 5	H: 0 LOB: 1 BB: 1 P: 9	R: 0 E: 0 K: 1 S: 5	H: 0 LOB: 0 BB: 0 P: 5	1B: 3 2B: 1 3B: 0 HR: 0	SF: 0 SAC: 1 DP: 0 HBP: 0	WP: 0 PB: 0 SB: 1 CS: 0	PA: 37
--------------	------------------------------	---------------------------------	------------------------------	---------------------------------	------------------------------	----------------------------------	------------------------------	---------------------------------	------------------------------	---------------------------------	------------------------------	---------------------------------	------------------------------	---------------------------------	------------------------------	---------------------------------	------------------------------	---------------------------------	----------------------------------	------------------------------------	----------------------------------	--------

PITCHER	IP	WLS	BF	H	R	ER	SO	BB	IBB	HBP	BLK	WP	HR	S	P	ERA	WHIP
Andy Messersmith, R (1, 1) ERA: 6.0	3.0		14	2	2	2	4	3	0	0	0	0	0	19	31	6.00	1.667
Ken Brett, L (4, 1) ERA:	2.0	W	8	1	0	0	0	1	0	0	0	0	0	7	11	0.00	1.000
Jon Matlack, L (6, 1) ERA:	1.0		5	1	0	0	0	1	0	0	0	0	0	4	8	0.00	2.000
Lynn McGlothen, R (7, 1) ERA:	1.0		3	0	0	0	1	0	0	0	0	0	0	5	5	0.00	0.000
Mike Marshall, R (8, 1) ERA:	2.0		7	0	0	0	2	1	0	0	0	0	0	10	14	0.00	0.500

American League All-Stars @ National League All-Stars
Three Rivers Stadium, Pittsburgh, PA

Tue Jul 23 1974, 8:05 PM EDT
Att: 50,706 - Unknown

livebaseballscorecards.com

AB	30
R	2
H	4
RBI	1
BB	6
SO	7
LOB	17



Batter	1	2	3	4	5	6	7	8	9
Pete Rose, S (1, 7) Ken Brett, L (4, 1) Lou Brock, L (5, PH) Reggie Smith, S (6, 9) OBP: 1.000, SLG: 1.000 OBP: 0.500, SLG: 2.000	0-3 K		0-0 4-3		0-0 SF8 1B		0-0 HR	0-0 F9	
Joe Morgan, L (1, 4) Dave Cash, R (7, PH) (8, 4)	0-3 K		0-0 2B		0-0 SF8 1-H		0-0 F8		
Hank Aaron, R (1, 9) Cesar Cedeno, R (4, 8)	0-0 F7		0-0 6-3		0-0 F8		0-3 K		
Johnny Bench, R (1, 2) Jerry Grote, R (9, 2)		0-3 K		0-0 1B 2B 1B	4-0 BB		0-0 1B		
Jimmy Wynn, R (1, 8) Jon Mattack, L (6, 1) Johnny Grubb, L (7, 7)		0-0 6-3		0-0 2B 4-3 1B	0-0 L9		0-0 P6		
Steve Garvey, R (1, 3) OBP: 0.500, SLG: 0.750		0-0 2B 1B		0-0 4-3 2B		0-3 K		0-0 F7	
Ron Cey, R (1, 5) Mike Schmidt, R (6, PH) (7, 5)		0-0 1-H 2B		0-0 4-3 BB	4-0 BB		4-0 3B BB		
Larry Bowa, S (1, 6) Tony Perez, R (6, PH) Don Kessinger, S (7, 6) OBP: 1.000, SLG: 3.000		0-0 4-3		0-0 6-3		0-3 K		0-0 1-H WP 3B	
Andy Messersmith, R (1, 1) Ralph Garr, L (3, PH) (4, 7) Lynn McGlothen, L (7, 1) Mike Marshall, R (8, 1)			0-3 K		0-0 F6		0-0 G3		0-0 L9

AB	R	H	RBI	BB	SO	LOB
2	0	0	0	0	1	0
0	0	0	0	0	0	0
1	1	1	0	0	0	0
2	1	1	1	0	0	0
2	0	1	1	0	1	0
1	0	0	0	0	0	0
2	0	0	0	0	0	1
2	0	0	0	0	1	0
3	1	2	0	1	1	0
0	0	0	0	0	0	0
3	1	1	0	0	0	1
0	0	0	0	0	0	0
1	0	0	0	0	0	1
4	1	2	1	0	1	0
2	0	1	2	0	0	1
0	1	0	0	2	0	0
2	0	0	0	0	0	2
1	0	0	0	0	1	1
1	1	1	1	0	0	0
0	0	0	0	0	0	0
3	0	0	0	0	1	2
0	0	0	0	0	0	0
1	0	0	0	0	0	0

American League All-Stars @ National League All-Stars
Three Rivers Stadium, Pittsburgh, PA
 Tue Jul 23 1974, 8:05 PM EDT
 Att. 50,706 - Unknown

livebaseballscorecards.com

AB	33
R	7
H	10
RBI	6
BB	3
SO	7
LOB	9



Inning Stats	R: 0	H: 0	E: 0	K: 2	S: 7	LOB: 0	BB: 0	P: 7
	R: 1	H: 2	E: 0	K: 1	S: 7	LOB: 1	BB: 0	P: 7
	R: 0	H: 1	E: 0	K: 1	S: 6	LOB: 1	BB: 0	P: 6
	R: 2	H: 3	E: 0	K: 0	S: 6	LOB: 1	BB: 0	P: 6
	R: 1	H: 1	E: 0	K: 0	S: 4	LOB: 1	BB: 1	P: 8
	R: 0	H: 0	E: 0	K: 2	S: 7	LOB: 1	BB: 1	P: 11
	R: 1	H: 2	E: 0	K: 1	S: 7	LOB: 1	BB: 0	P: 7
	R: 2	H: 1	E: 0	K: 0	S: 4	LOB: 0	BB: 1	P: 8

PITCHER	IP	WLS	BF	H	R	ER	SO	BB	IBB	HBP	BLK	WP	HR	S	P	ERA	WHIP
Gaylord Perry, R (1, 1) ERA: 3.0	3.0		12	3	1	1	4	0	0	0	0	0	0	20	20	3.00	1.000
Luis Tiant, R (4, 1) ERA: 9.0	2.0	L	11	4	3	2	0	1	0	0	0	0	0	10	14	9.00	2.500
Catfish Hunter, R (6, 1) ERA: 4.5	2.0		9	2	1	1	3	1	0	0	0	0	1	14	18	4.50	1.500
Rollie Fingers, R (8, 1) ERA: 18.0	1.0		5	1	2	2	0	1	0	0	0	1	0	4	8	18.00	2.000

PITCHER	IP	WLS	BF	H	R	ER	SO	BB	IBB	HBP	BLK	WP	HR	S	P	ERA	WHIP

WP: 1	PA: 37
PB: 0	
SB: 1	
CS: 0	

Batter	1	2	3	4	5	6	7	8	9	AB R H RBI BB SO LOB	TOP																
Pete Rose, S OBP: 0.400, SLG: 0.500 (1, 9) Gary Carter, R (9, 7)	0-0 1B	0-0 F9		0-0 L6			0-0 1B		0-0 SF7	4 0 2 1 0 0 1 0 0 0 0 0 0 0																	
Lou Brock, L OBP: 0.333, SLG: 0.333 Bobby Murcer, L Randy Jones, R (1, 7) (5, 9) (9, 1)	0-0 L7		0-0 S BLK 1B		0-0 6-3		0-0 5-3		0-0 4-3	3 1 1 0 0 0 1 2 0 0 0 0 0 2 0 0 0 0 0 0 0																	
Joe Morgan, L OBP: 0.250, SLG: 0.250 Dave Cash, R (1, 4) (8, 4)	0-0 1B		0-0 F3		0-0 F5			0-0 P4	0-0 6-3	4 0 1 0 0 0 1 1 0 0 0 0 0 1																	
Johnny Bench, R OBP: 0.250, SLG: 0.250 (1, 2)	0-0 F6		0-0 FC6-4 2-H 1B		0-0 L7			0-0 P3		4 0 1 1 0 0 1																	
Steve Garvey, R OBP: 0.667, SLG: 1.667 Tony Perez, R (8, PH) (8, 3)		0-0 HR	0-0 FC6-4 1-2 1B		0-0 F9			0-3 K		3 1 2 1 0 0 0 1 0 0 0 0 1 0																	
Jimmy Wynn, R OBP: 0.500, SLG: 2.000 Reggie Smith, S OBP: 0.500, SLG: 0.500 (1, 8) (5, 8) (9, 9)		0-0 HR	0-0 FC6-4 1-2f 2-3		0-0 F7				0-0 2B E 1B	2 1 1 1 0 0 2 2 1 1 0 0 0 0																	
Ron Cey, R OBP: 0.333, SLG: 0.333 Tom Seaver, R Jon Matlack, L Al Oliver, L OBP: 1.000, SLG: 2.000 (1, 5) (6, 1) (7, 1) (9, PH) (9, 8)		0-0 FC1-6 1B	0-0 L7		0-0 5-3				0-0 E 1-3 2B	3 0 1 0 0 0 2 0 0 0 0 0 0 0 0 0 0 0 0 0 0 1 1 1 0 0 0 0																	
Dave Concepcion, R OBP: 0.500, SLG: 0.500 Greg Luzinski, R Larry Bowa, S (1, 6) (7, PH) (7, 6)		0-3 K		0-0 CS 1B			0-3 K		1-0 E SF7 HBP	2 0 1 0 0 1 1 1 0 0 0 0 1 0 0 1 0 0 0 0 0																	
Jerry Reuss, L Bob Watson, R Don Sutton, R Bill Madlock, R OBP: 0.500, SLG: 0.500 (1, 1) (4, PH) (4, 1) (6, 5)		0-0 FC1-6 1-2f		0-0 F7 1-2			0-0 F8		0-0 E2 SF7 1B 1-3 2-H 3-H	1 0 0 0 0 0 1 1 0 0 0 0 0 1 0 0 0 0 0 0 0 2 0 1 2 0 0 0																	
Inning Stats	R: 0 E: 0 K: 0 S: 4	H: 2 LOB: 1 BB: 0 P: 4	R: 2 E: 0 K: 1 S: 8	H: 3 LOB: 1 BB: 0 P: 8	R: 1 E: 0 K: 0 S: 6	H: 3 LOB: 2 BB: 0 P: 6	R: 0 E: 0 K: 0 S: 3	H: 1 LOB: 0 BB: 0 P: 3	R: 0 E: 0 K: 0 S: 3	H: 0 LOB: 0 BB: 0 P: 3	R: 0 E: 0 K: 1 S: 6	H: 1 LOB: 1 BB: 0 P: 6	R: 0 E: 0 K: 1 S: 5	H: 0 LOB: 0 BB: 0 P: 5	R: 3 E: 1 K: 0 S: 6	H: 3 LOB: 1 BB: 0 P: 7	1B: 10 2B: 1 3B: 0 HR: 2	SF: 1 SAC: 0 DP: 0 HBP: 1	WP: 0 PB: 0 SB: 1 CS: 1	PA: 39							
PITCHER	IP	WLS	BF	H	R	ER	SO	BB	IBB	HBP	BLK	WP	HR	S	P	ERA	WHIP										
Vida Blue, L ERA: 9.0 (1, 1)	2.0		10	5	2	2	1	0	0	0	0	0	2	12	12	9.00	2.500										
Steve Busby, R ERA: 4.5 (3, 1)	2.0		9	4	1	1	0	0	0	0	1	0	0	9	9	4.50	2.000										
Jim Kaat, L ERA: (5, 1)	2.0		6	0	0	0	0	0	0	0	0	0	0	6	6	0.00	0.000										
Catfish Hunter, R ERA: 9.0 (7, 1)	2.0	L	9	3	2	2	2	0	0	0	0	0	0	13	13	9.00	1.500										
Rich Gossage, R ERA: 9.0 (9, 1)	1.0		5	1	1	1	0	0	0	1	0	0	0	4	5	9.00	1.000										

National League All-Stars @ American League All-Stars
Milwaukee County Stadium, Milwaukee, WI
Tue Jul 15 1975, 8:05 PM EDT
Att: 51,480 - Unknown

AB	37
R	6
H	13
RBI	6
BB	0
SO	3
LOB	14



BOTTOM

National League All-Stars @ American League All-Stars
Milwaukee County Stadium, Milwaukee, WI

AB	36
R	3
H	10
RBI	3
BB	1
SO	10
LOB	18



WP: 0	PA: 39
PB: 1	
SB: 3	
CS: 1	

ERA	WHIP
0.00	1.000
0.00	1.500
27.00	3.000
0.00	1.000
0.00	0.000

Tue Jul 15 1975, 8:05 PM EDT
 Att. 51,480 - Unknown

livebaseballscorecards.com

AB	R	H	RBI	BB	SO	LOB
3	0	0	0	0	1	0
2	0	0	0	0	2	1
5	0	1	0	0	1	0
2	0	1	0	0	0	1
1	0	1	0	0	0	0
3	0	1	0	0	2	2
1	0	0	0	0	1	1
3	0	1	0	0	0	2
1	1	1	0	0	0	0
4	0	1	0	0	1	2
3	1	0	0	1	1	2
2	0	2	0	0	0	0
2	0	0	0	0	1	3
0	0	0	0	0	0	0
1	0	0	0	0	0	2
1	0	0	0	0	0	2
1	0	0	0	0	0	2
0	0	0	0	0	0	0
0	0	0	0	0	0	0
0	0	0	0	0	0	0
0	0	0	0	0	0	0
0	0	0	0	0	0	0
0	0	0	0	0	0	0
0	0	0	0	0	0	0
1	0	0	0	0	0	0

Batter	1	2	3	4	5	6	7	8	9
Bobby Bonds, R George Scott, R	0-0 L9		0-3 K	0-0 PO	0-0 L7	0-3 K			0-3 K
Rod Carew, L	0-0 L7		0-0 1B		0-0 4-3				0-0 F7
Thurman Munson, R Claudell Washington, L	1-0 HBP		0-0 F8		0-0 1B				0-0 CS
Reggie Jackson, L Bucky Dent, R	0-3 K		0-0 1B		0-3 K				0-3 K
Joe Rudi, R George Hendrick, R		0-0 5-3	0-0 6-3			0-0 HR			0-0 FC1-8
Graig Nettles, L		0-0 F9		0-0 F9		0-3 K			0-0 FC1-6
Gene Tenace, R		0-0 E6		0-0 F7		4-0 HR			0-3 K
Bert Campaneris, R Fred Lynn, L		0-0 1B		0-0 PO		0-0 F9			0-3 K
Vida Blue, S Hank Aaron, R Steve Busby, R Mike Hargrove, L Jim Kaat, L Cari Yastrzemski, L Cattish Hunter, R Rich Gossage, R Hal McRae, R		0-0 L6		0-0 F9		0-0 HR			0-0 1-3

Inning Stats	R: 0	H: 0	E: 0	K: 1	S: 5	H: 0	LOB: 1	BB: 0	P: 6	R: 0	H: 1	E: 1	K: 0	S: 5	H: 1	LOB: 2	BB: 0	P: 5	R: 0	H: 2	E: 0	K: 1	S: 7	H: 2	LOB: 2	BB: 0	P: 7	R: 0	H: 2	E: 0	K: 0	S: 4	H: 1	LOB: 1	BB: 0	P: 4	R: 0	H: 1	E: 0	K: 1	S: 6	H: 1	LOB: 2	BB: 0	P: 6	R: 3	H: 2	E: 0	K: 2	S: 9	H: 2	LOB: 1	BB: 1	P: 13	R: 0	H: 1	E: 0	K: 2	S: 8	H: 1	LOB: 0	BB: 0	P: 7	R: 0	H: 1	E: 0	K: 2	S: 8	H: 1	LOB: 1	BB: 0	P: 8	R: 0	H: 0	E: 0	K: 1	S: 5	H: 0	LOB: 0	BB: 0	P: 5	1B: 9	SF: 0	2B: 0	SAC: 0	3B: 0	DP: 0	HR: 1	HBP: 1	WP: 0	PA: 39
--------------	------	------	------	------	------	------	--------	-------	------	------	------	------	------	------	------	--------	-------	------	------	------	------	------	------	------	--------	-------	------	------	------	------	------	------	------	--------	-------	------	------	------	------	------	------	------	--------	-------	------	------	------	------	------	------	------	--------	-------	-------	------	------	------	------	------	------	--------	-------	------	------	------	------	------	------	------	--------	-------	------	------	------	------	------	------	------	--------	-------	------	-------	-------	-------	--------	-------	-------	-------	--------	-------	--------

PITCHER	IP	WLS	BF	H	R	ER	SO	BB	IBB	HBP	BLK	WP	HR	S	P	ERA	WHIP
Jerry Reuss, L	3.0		14	3	0	0	2	0	0	0	0	0	0	17	18	0.00	1.000
Don Sutton, R	2.0		8	3	0	0	1	0	0	0	0	0	0	10	10	0.00	1.500
Tom Seaver, R	1.0		6	2	3	3	2	1	0	0	0	0	1	9	13	27.00	3.000
Jon Matlack, L	2.0	W	7	2	0	0	4	0	0	0	0	0	0	15	15	0.00	1.000
Randy Jones, L	1.0		3	0	0	0	1	0	0	0	0	0	0	5	5	0.00	0.000

Batter	1	2	3	4	5	6	7	8	9	AB R H RBI BB SO LOB	TOP			
Ron LeFlore, R (1, 7) OBP: 0.500, SLG: 0.500 Carl Yastrzemski, L (5, 7)	0-0 G4-6-3 1B		0-3 K			0-0 P6		0-0 G4-6-3 1-2f		2 0 1 0 0 1 0 2 0 0 0 0 0 1	American League All-Stars @ National League All-Stars Veterans Stadium, Philadelphia, PA Tue Jul 13 1976, 8:05 PM EDT Att: 63,974 - Unknown livebaseballscorecards.com			
Rod Carew, L (1, 3)	0-0 G4-6-3 1-2f		0-0 4-1			4-0 BB S		0-0 L7		3 0 0 0 1 0 1				
George Brett, L (1, 5) Don Money, R (6, 5)	4-0 FC6-4 BB			0-0 F9		0-0 F8		0-0 P4		2 0 0 0 1 0 1 1 0 0 0 0 0 0				
Thurman Munson, R (1, 2) Carlton Fisk, R (5, 2) Chris Chambliss, L (9, PH)	0-0 FC6-4 1-2f			0-0 P6		0-0 F2 1-2		0-0 6-3		2 0 0 0 0 0 1 1 0 0 0 0 0 1 1 0 0 0 0 0 0				
Fred Lynn, L (1, 8) OBP: 0.333, SLG: 1.333 Amos Otis, R (9, PH)		0-0 F3		0-0 HR		0-3 K		0-3 K		3 1 1 1 0 1 0 1 0 0 0 0 1 0				
Toby Harrah, R (1, 6) Mark Belanger, R (5, 6) Freddie Patek, R (7, 6)		0-0 5-3		0-0 P4		0-0 F9				2 0 0 0 0 0 0 1 0 0 0 0 0 0 0 0 0 0 0 0 0				
Rusty Staub, L (1, 9) OBP: 1.000, SLG: 1.000 Luis Tiant, R (5, 1) Butch Wynegar, S (7, PH) Frank Tanana, L (7, 1)		0-0 1B			0-0 G4-6-3 1B		4-0 BB			2 0 2 0 0 0 0 0 0 0 0 0 0 0 0 0 0 0 1 0 0 0 0 0 0 0 0 0				
Bobby Grich, R (1, 4) Phil Garner, R (6, 4)		0-0 6-3			0-0 G4-6-3 1-2f		0-3 K			2 0 0 0 0 0 2 1 0 0 0 0 1 1				
Mark Fidrych, R (1, 1) Hal McRae, R (3, PH) Catfish Hunter, R (3, 1) Mickey Rivers, L (5, PH) OBP: 0.500, SLG: 0.500 (5, 9)			0-0 1-3		0-3 K			0-0 G4-6-3 1B		0 0 0 0 0 0 0 1 0 0 0 0 0 0 0 0 0 0 0 0 0 2 0 1 0 0 1 0				
Inning Stats	R: 0 H: 1 E: 0 LOB: 1 K: 0 BB: 1 S: 3 P: 7	R: 0 H: 1 E: 0 LOB: 1 K: 0 BB: 0 S: 4 P: 4	R: 0 H: 0 E: 0 LOB: 0 K: 1 BB: 0 S: 5 P: 5	R: 1 H: 1 E: 0 LOB: 0 K: 0 BB: 0 S: 4 P: 4	R: 0 H: 1 E: 0 LOB: 0 K: 1 BB: 0 S: 5 P: 5	R: 0 H: 0 E: 0 LOB: 1 K: 0 BB: 1 S: 3 P: 7	R: 0 H: 0 E: 0 LOB: 1 K: 2 BB: 1 S: 7 P: 11	R: 0 H: 1 E: 0 LOB: 0 K: 0 BB: 0 S: 3 P: 3	R: 0 H: 0 E: 0 LOB: 0 K: 1 BB: 0 S: 5 P: 5	1B: 4 SF: 0 2B: 0 SAC: 0 3B: 0 DP: 3 HR: 1 HBP: 0		WP: 0 PA: 32 PB: 0 SB: 1 CS: 0		
PITCHER	IP WLS BF H R ER SO BB IBB HBP BLK WP HR S P ERA WHIP												PITCHER	IP WLS BF H R ER SO BB IBB HBP BLK WP HR S P ERA WHIP
Randy Jones, L (1, 1) ERA:	3.0 W 11 2 0 0 1 1 0 0 0 0 0 0 12 16 0.00 1.000													
Tom Seaver, R (4, 1) ERA: 4.5	2.0 7 2 1 1 1 0 0 0 0 0 0 1 9 9 4.50 1.000													
John Montefusco, R (6, 1) ERA:	2.0 8 0 0 0 2 2 0 0 0 0 0 0 10 18 0.00 1.000													
Rick Rhoden, R (8, 1) ERA:	1.0 3 1 0 0 0 0 0 0 0 0 0 0 3 3 0.00 1.000													
Ken Forsch, R (9, 1) ERA:	1.0 3 0 0 0 1 0 0 0 0 0 0 0 5 5 0.00 0.000													



Batter	1	2	3	4	5	6	7	8	9
Pete Rose, S OBP: 0.667, SLG: 1.333 Al Oliver, L (1, 5) (6, 9) (7, 7)	0-0 3B 1B	0-0 3-1			0-0 3B		0-0 4-1		
Steve Garvey, R OBP: 0.333, SLG: 1.000 Dave Cash, R OBP: 1.000, SLG: 1.000 (1, 3) (6, 4)	0-0 4-3 3B		0-0 F3		0-0 5-3 3B			0-0 G5-4-3 1B 1B	
Joe Morgan, L OBP: 0.333, SLG: 0.333 Tony Perez, R (1, 4) (6, 3)	0-0 F9		0-0 HR 1B		0-0 P4			4-0 G5-4-3 1-2 BB 1B	
George Foster, R OBP: 0.333, SLG: 1.333 John Montefusco, R Bill Russell, R (1, 8) (5, 9) (6, 1) (8, 6)	0-0 4-3		0-0 HR		0-0 6-3			0-0 G5-4-3 1-2 2-3	
Greg Luzinski, R Ken Griffey, L OBP: 1.000, SLG: 1.000 (1, 7) (7, 9)	0-0 F3		0-0 F7		0-0 F3			0-0 HR 1B	
Johnny Bench, R OBP: 0.500, SLG: 0.500 Cesar Cedeno, R OBP: 0.500, SLG: 2.000 (1, 2) (5, 8)		0-0 1B 1B	0-3 K		0-3 K			0-0 HR	
Dave Kingman, R Bob Boone, R (1, 9) (5, 2)		0-0 F3		0-3 K		0-0 P6		0-0 F9	
Dave Concepcion, R OBP: 0.500, SLG: 0.500 Larry Bowa, S Rick Rhoden, R Ron Cey, R (1, 6) (5, 6) (8, 1) (9, 5)		0-0 PB 1B	0-0 F7		0-0 F7		0-0 F9		
Randy Jones, R Tom Seaver, R Mike Schmidt, R Ken Forsch, R (1, 1) (4, 1) (6, 5) (9, 1)		0-3 K	0-3 K		0-3 K		0-0 6-3		

Inning Stats	R: 2	H: 2	E: 0	K: 0	S: 5	LOB: 0	BB: 0	P: 5	R: 0	H: 2	E: 0	K: 1	S: 7	LOB: 2	BB: 0	P: 7	R: 2	H: 2	E: 0	K: 1	S: 7	LOB: 0	BB: 0	P: 7	R: 0	H: 0	E: 0	K: 2	S: 7	LOB: 0	BB: 0	P: 7	R: 0	H: 1	E: 0	K: 0	S: 4	LOB: 1	BB: 0	P: 4	R: 0	H: 0	E: 0	K: 1	S: 5	LOB: 0	BB: 0	P: 5	R: 0	H: 0	E: 0	K: 0	S: 3	LOB: 0	BB: 0	P: 3	R: 3	H: 3	E: 0	K: 0	S: 5	LOB: 0	BB: 1	P: 9
--------------	------	------	------	------	------	--------	-------	------	------	------	------	------	------	--------	-------	------	------	------	------	------	------	--------	-------	------	------	------	------	------	------	--------	-------	------	------	------	------	------	------	--------	-------	------	------	------	------	------	------	--------	-------	------	------	------	------	------	------	--------	-------	------	------	------	------	------	------	--------	-------	------


PITCHER	IP	WLS	BF	H	R	ER	SO	BB	IBB	HBP	BLK	WP	HR	S	P	ERA	WHIP
Mark Fidrych, R ERA: 9.0 (1, 1)	2.0	L	10	4	2	2	1	0	0	0	0	0	0	12	12	9.00	2.000
Catfish Hunter, R ERA: 9.0 (3, 1)	2.0		8	2	2	2	3	0	0	0	0	0	1	14	14	9.00	1.000
Luis Tiant, R ERA: (5, 1)	2.0		7	1	0	0	1	0	0	0	0	0	0	9	9	0.00	0.500
Frank Tanana, L ERA: 13.5 (7, 1)	2.0		9	3	3	3	0	1	0	0	0	0	1	8	12	13.50	2.000

BOTTOM

American League All-Stars @ National League All-Stars
Veterans Stadium, Philadelphia, PA

Tue Jul 13 1976, 8:05 PM EDT
Att. 63,974 - Unknown

AB	33
R	7
H	10
RBI	7
BB	1
SO	5
LOB	11



1B	2B	3B	HR	SF	SAC	DP	HBP	WP	PB	SB	CS	PA
6	0	2	2	0	0	1	0	0	1	0	0	34

Batter	1	2	3	4	5	6	7	8	9	AB R H RBI BB SO LOB	TOP											
Joe Morgan, L (1, 4) OBP: 0.250, SLG: 1.000 Manny Trillo, R (7, 4)	3-0 HR	0-0 L4			0-0 F8		0-3 K		0-3 K	4 1 1 1 0 1 2 1 0 0 0 0 1 0	National League All-Stars @ American League All-Stars Yankee Stadium, Bronx, NY Tue Jul 19 1977, 8:05 PM EDT Att. 56,683 - Unknown livebaseballscores.com											
Steve Garvey, R (1, 3) OBP: 0.333, SLG: 1.333 Willie Montanez, L (5, 3)	0-3 K		0-0 HR		0-3 K		0-3 K		0-0 4-3	3 1 1 1 0 2 0 2 0 0 0 0 1 1												
Dave Parker, L (1, 9) OBP: 0.333, SLG: 0.333 Garry Templeton, S (6, 6)	0-0 2B		0-3 K			0-0 6-3		0-0 WP 1B		3 1 1 0 0 1 0 1 1 1 0 0 0 0												
George Foster, R (1, 8) OBP: 0.333, SLG: 0.667 Jerry Morales, R (6, 8)	0-0 WP 1-H HR		0-3 K			0-0 5-3		1-0 WP 1B HBP		3 1 1 1 0 1 0 0 1 0 0 0 0 0												
Greg Luzinski, R (1, 7) OBP: 0.500, SLG: 2.000 Dave Winfield, R (4, 7) OBP: 1.000, SLG: 1.500	0-0 2-H HR		0-0 4-3			0-0 2B		0-0 G4-3 1-H 2-H 1B		2 1 1 2 0 0 0 2 0 2 2 0 0 0												
Ron Cey, R (1, 5) Tom Seaver, R (6, 1) Reggie Smith, S (8, PH) Mike Schmidt, R (8, PR) Rick Reuschel, R (8, 1) John Stearns, R (9, 2)	0-3 K			0-0 4-3		4-0 BB		0-0 G4-3 1-2 1B		2 0 0 0 1 1 0 0 0 0 0 0 0 0 1 0 1 0 0 0 0 0 0 0 0 0 0 0 0 0 0 0 0 0 0 0 0 0 0 0 0 0												
Johnny Bench, R (1, 2) Gary Lavelle, S (4, 1) Pete Rose, S (6, PH) (6, 5)	0-3 K			0-0 P5		0-0 F9		0-0 G4-3 1-2 2-3		2 0 0 0 0 1 0 0 0 0 0 0 0 0 2 0 0 0 0 0 4												
Dave Concepcion, R (1, 6) Ellis Valentine, R (6, 9)		4-0 CS SH3 BB		0-0 1-3		4-0 BB		0-0 F8		1 0 0 0 1 0 0 1 0 0 0 1 0 2												
Don Sutton, R (1, 1) Ted Simmons, S (4, 2) Rich Gossage, R (9, 1)		0-0 SH3			0-0 4-3		0-0 4-3		0-0 5-3	0 0 0 0 0 0 0 3 0 0 0 0 0 1 0 0 0 0 0 0 0												
Inning Stats	R: 4 E: 0 K: 3 S: 13	H: 4 LOB: 0 BB: 0 P: 16	R: 0 E: 0 K: 0 S: 2	H: 0 LOB: 0 BB: 1 P: 6	R: 1 E: 0 K: 2 S: 8	H: 1 LOB: 0 BB: 0 P: 8	R: 0 E: 0 K: 0 S: 3	H: 0 LOB: 0 BB: 0 P: 3	R: 0 E: 0 K: 1 S: 5	H: 0 LOB: 0 BB: 0 P: 5	R: 0 E: 0 K: 0 S: 4	H: 1 LOB: 2 BB: 1 P: 8	R: 0 E: 0 K: 2 S: 7	H: 0 LOB: 1 BB: 1 P: 11	R: 2 E: 0 K: 0 S: 5	H: 3 LOB: 2 BB: 0 P: 6	R: 0 E: 0 K: 1 S: 5	H: 0 LOB: 0 BB: 0 P: 5	1B: 3 2B: 3 3B: 0 HR: 3	SF: 0 SAC: 1 DP: 1 HBP: 1	WP: 2 PB: 0 SB: 0 CS: 1	PA: 38
PITCHER	IP WLS BF H R ER SO BB IBB HBP BLK WP HR S P ERA WHIP	IP WLS BF H R ER SO BB IBB HBP BLK WP HR S P ERA WHIP													IP WLS BF H R ER SO BB IBB HBP BLK WP HR S P ERA WHIP							
Jim Palmer, R (1, 1) ERA: 22.5	2.0 L 11 5 5 5 3 1 0 0 0 1 3 16 23 22.50 3.000	3.1 3 0 0 0 2 0 0 0 0 0 0 7 7 0.00 0.000													Sparky Lyle, L (8, 1) ERA: 9.0							
Jim Kern, R ERA:	2.0 6 0 0 0 1 0 0 0 0 0 0 8 8 0.00 0.000	1.0 5 1 0 0 0 1 0 0 0 0 0 4 8 0.00 2.000																				
Dennis Eckersley, R ERA:	1.0 4 0 0 0 2 1 0 0 0 0 0 7 11 0.00 1.000																					
Dave LaRoche, L ERA:																						
Bill Campbell, R ERA:																						



Batter	1	2	3	4	5	6	7	8	9	AB	R	H	RBI	BB	SO	LOB
Rod Carew, L (1, 3) George Scott, R (7, 3) OBP: 0.333, SLG: 0.333 OBP: 0.500, SLG: 2.000	0-0 1-3		0-0 L8			0-0 1-3 2B 1B	0-0 F8		0-0 1-H HR	3	1	1	0	0	0	0
Willie Randolph, R (1, 4) OBP: 0.200, SLG: 0.200	0-3 K		0-3 K			0-0 1-3 1-2	0-0 1-2 2-H 1B		0-0 6-3	5	0	1	1	0	2	1
George Brett, L (1, 5) Bill Campbell, R (7, 1) Ron Fairly, L (7, PH) Sparky Lyle, L (8, 1) Thurman Munson, R (9, PH)	4-0 BB				0-0 F7	0-0 5-3	0-3 K		0-3 K	2	0	0	0	1	0	1
Carl Yastrzemski, L (1, 8) Fred Lynn, L (5, 8)	0-0 P4				0-3 K	4-0 2B BB			0-0 4-3	2	0	0	0	0	1	1
Richie Zisk, R (1, 7) Ken Singleton, S (7, 9) OBP: 0.667, SLG: 1.000		0-3 K			0-0 1B	0-0 1-H 2-H 2B			1-0 1B HBP	3	0	2	2	0	1	0
Reggie Jackson, L (1, 9) Jim Rice, R (5, 9) OBP: 0.500, SLG: 0.500 OBP: 0.500, SLG: 0.500		0-0 1B			0-3 K	0-0 F2			0-0 G3-6-3 1-2 1B	2	0	1	0	0	1	1
Carlton Fisk, R (1, 2) Butch Wynegar, S (6, 2) OBP: 0.500, SLG: 0.500		0-3 K							0-0 G3-6-3 1-2 1B	2	0	0	0	0	1	1
Rick Burleson, R (1, 6) Bert Campaneris, R (6, 6)		0-0 L8							0-0 1-2 1B	2	1	1	0	0	0	2
Jim Palmer, R (1, 1) Jim Kern, R (3, 1) Ruppert Jones, L (3, PH) Dennis Eckersley, R (4, 1) Larry Hisle, R (5, PH) Dave LaRoche, L (6, 1) Graig Nettles, L (7, 5)			0-0 F9						0-3 HR BB	2	0	0	0	0	0	1

BOTTOM	
National League All-Stars @ American League All-Stars Yankee Stadium, Bronx, NY	Tue Jul 19 1977, 8:05 PM EDT Att. 56,683 - Unknown
AB 35 R 5 H 8 RBI 5 BB 3 SO 10 LOB 16	WP: 0 PA: 39 PB: 0 SB: 0 CS: 0

Inning Stats	R: 0 E: 0 K: 5	H: 0 LOB: 1 BB: 1 P: 9	R: 0 E: 0 K: 2 S: 8	H: 1 LOB: 1 BB: 0 P: 8	R: 0 E: 0 K: 1 S: 5	H: 0 LOB: 0 BB: 0 P: 5	R: 0 E: 0 K: 2 S: 8	H: 1 LOB: 1 BB: 0 P: 8	R: 0 E: 0 K: 0 S: 3	H: 0 LOB: 0 BB: 0 P: 3	R: 2 E: 0 K: 0 S: 5	H: 2 LOB: 1 BB: 1 P: 9	R: 1 E: 1 K: 2 S: 10	H: 2 LOB: 2 BB: 0 P: 10	R: 0 E: 0 K: 0 S: 3	H: 1 LOB: 1 BB: 0 P: 4	R: 2 E: 0 K: 2 S: 8	H: 1 LOB: 0 BB: 1 P: 12	1B: 6 2B: 1 3B: 0 HR: 1	SF: 0 SAC: 0 DP: 1 HBP: 1	WP: 0 PB: 0 SB: 0 CS: 0	PA: 39	
PITCHER	IP	WLS	BF	H	R	ER	SO	BB	IBB	HBP	BLK	WP	HR	S	P	ERA	WHIP					ERA	WHIP
Don Sutton, R (1, 1) ERA: 0.00	3.0		11	1	0	0	4	1	0	0	0	0	0	18	22	0.00	0.667						
Gary Lavelle, L (4, 1) ERA: 0.00	2.0		7	1	0	0	2	0	0	0	0	0	0	11	11	0.00	0.500						
Tom Seaver, R (6, 1) ERA: 9.00	2.0		12	4	3	2	2	1	0	0	0	0	0	15	19	9.00	2.500						
Rick Reuschel, R (8, 1) ERA: 18.00	1.0		4	1	0	0	0	0	0	1	0	0	0	3	4	0.00	1.000						
Rich Gossage, R (9, 1) ERA: 18.00	1.0		5	1	2	2	2	1	0	0	0	0	1	8	12	18.00	2.000						




Batter	1	2	3	4	5	6	7	8	9	AB	R	H	RBI	BB	SO	LOB
Rod Carew, L (1, 3) OBP: 0.500, SLG: 1.500	0-0 2B 3B		0-0 SF8 3B		0-0 6-3		0-0 FC1-6 CS 1-2f			4	2	2	0	0	0	1
George Brett, L (1, 5) OBP: 0.500, SLG: 1.000	0-0 4-3 SF4 2B		0-0 SF8		0-0 S 1B		0-0 CS 1-2	0-0 4-3		3	1	2	2	0	0	0
Rich Gossage, R (8, 1)										0	0	0	0	0	0	0
Jim Rice, R (1, 7) Chet Lemon, R (8, 7)	0-0 4-3 2-3		0-0 F9		0-3 K 1-2			0-3 K		4	0	0	0	0	2	2
Richie Zisk, R (1, 9) OBP: 0.667, SLG: 0.500	0-0 CS BB		0-0 FC6-4 1B		0-3 K			0-3 K		0	0	0	0	0	0	0
Dwight Evans, R (5, 9)										2	0	1	0	1	1	1
Carlton Fisk, R (1, 2) Jim Sundberg, R (6, 2) Jason Thompson, L (9, PH)	0-0 SF4 3-H		0-0 FC6-4			0-0 P6			0-0 F8	2	0	0	1	0	0	1
Fred Lynn, L (1, 8) OBP: 0.250, SLG: 0.250	0-0 CS 1-2			0-0 FC6-5 WP 1B		0-0 1-6-3			0-0 F7	0	0	0	0	0	0	0
Don Money, R (1, 4) Frank White, R (4, 4) Darrell Porter, L (9, PH)				0-0 L9 1-2		0-0 F3			0-0 F5	4	0	1	0	0	1	0
Freddie Patek, R (1, 6) OBP: 0.333, SLG: 0.333				0-0 FC6-5 1B		0-3 K				2	0	0	0	0	1	1
Jim Palmer, R (1, 1) Matt Keough, R (3, 1) Roy Howell, L (4, PH) Larry Sorensen, R (4, 1) Larry Hisle, R (7, PH) OBP: 1.000, SLG: 1.000 Jim Kerr, R (7, 1) Ron Guidry, L (7, 1) Graig Nettles, L (8, 5)				0-0 B1-3		0-0 G3			0-0 FC1-6 1B	1	0	0	0	0	0	1

Inning Stats	R: 2 E: 0 K: 0 S: 4	H: 2 LOB: 0 BB: 1 P: 8	R: 0 E: 0 K: 2 S: 8	H: 1 LOB: 1 BB: 0 P: 8	R: 1 E: 0 K: 0 S: 5	H: 2 LOB: 1 BB: 0 P: 5	R: 0 E: 0 K: 0 S: 4	H: 1 LOB: 1 BB: 0 P: 4	R: 0 E: 0 K: 2 S: 8	H: 1 LOB: 1 BB: 0 P: 8	R: 0 E: 0 K: 0 S: 3	H: 0 LOB: 0 BB: 0 P: 3	R: 0 E: 0 K: 1 S: 5	H: 1 LOB: 0 BB: 0 P: 5	R: 0 E: 0 K: 2 S: 7	H: 0 LOB: 0 BB: 0 P: 7	R: 0 E: 0 K: 0 S: 3	H: 0 LOB: 0 BB: 0 P: 3	1B: 5 2B: 1 3B: 2 HR: 0	SF: 2 SAC: 0 DP: 0 HBP: 0
--------------	------------------------------	---------------------------------	------------------------------	---------------------------------	------------------------------	---------------------------------	------------------------------	---------------------------------	------------------------------	---------------------------------	------------------------------	---------------------------------	------------------------------	---------------------------------	------------------------------	---------------------------------	------------------------------	---------------------------------	----------------------------------	------------------------------------

PITCHER		IP	WLS	BF	H	R	ER	SO	BB	IBB	HBP	BLK	WP	HR	S	P	ERA	WHIP	PITCHER		IP	WLS	BF	H	R	ER	SO	BB	IBB	HBP	BLK	WP	HR	S	P	ERA	WHIP
Vida Blue, L (1, 1) ERA: 9.0		3.0		14	5	3	3	2	1	0	0	0	0	0	17	21	9.00	2.000																			
Steve Rogers, R (4, 1) ERA:		2.0		8	2	0	0	2	0	0	0	0	1	0	12	12	0.00	1.000																			
Rollie Fingers, R (6, 1) ERA:		2.0		6	1	0	0	1	0	0	0	0	0	0	8	8	0.00	0.500																			
Bruce Sutter, R (8, 1) ERA:		1.2	W	5	0	0	0	2	0	0	0	0	0	0	9	9	0.00	0.000																			
Phil Niekro, R (9, 1) ERA:		0.1		1	0	0	0	0	0	0	0	0	0	0	1	1	0.00	0.000																			

American League All-Stars @ National League All-Stars San Diego Stadium, San Diego, CA														
Tue Jul 11 1978, 8:05 PM EDT Att: 51,549 - Unknown														
AB	31	R	3	H	8	RBI	3	BB	1	SO	7	LOB	9	
WP	1	PA	36	PB	0	SB	1	CS	2					



Batter	1	2	3	4	5	6	7	8	9
Pete Rose, S (1,5) OBP: 0.250, SLG: 0.500 Davey Lopes, R (7, PR) OBP: 1.000, SLG: 1.000 (8,4)	0-0 F8		0-0 3-1	0-0 F7			0-0	0-0	
Joe Morgan, L (1,4) Jack Clark, R (8,9)	0-3 K		4-0 BB BB 1B BB	0-0 P6			0-0 F9	0-3 CS 2-H 1B	
George Foster, R (1,8)	0-3 K		4-0 BB 1-2 1B BB				4-0 PB 1-2 IBB	0-0 CS 1-2	
Greg Luzinski, R (1,7) OBP: 0.667, SLG: 0.500 Rollie Fingers, R (6,1) Willie Stargell, L (7, PH) Bruce Sutter, R (8,1) Phil Niekro, R (9,1)		0-0 BB 1-2 1B	4-0 BB 1-2 1B 1B 2-3 BB				0-0 F8		
Steve Garvey, R (1,3) OBP: 0.750, SLG: 1.333		4-0 BB 1-2 G5-4-3	0-0 BB 1-2 1B 2-3 3-H					0-0 WP 3B	
Ted Simmons, S (1,2) OBP: 0.333, SLG: 0.333 Dave Concepcion, R (7,6)		0-3 K	0-0 BB 1-2 1B				0-0 F9	4-0 BB 3-H 1B BB	
Rick Monday, L (1,9) Steve Rogers, R (4,1) Dave Winfield, R (6,7) OBP: 0.500, SLG: 0.500		0-0 G5-4-3 1-2	0-0 F7				0-0 5-3	0-0 E7 1-3 1B 1B	
Larry Bowa, S (1,6) OBP: 0.667, SLG: 0.667 Bob Boone, R (7,2) OBP: 1.000, SLG: 1.000 Biff Pocoroba, S (9,2)			0-0 BB 3-1 1B 1B				0-0 L9	0-0 BB 2-H 3-H 1B 1B	
Vida Blue, S (1,1) Reggie Smith, S (3, PH) Ron Cey, R (8,5)			0-3 K				0-0 F8	0-0 BB 5-3 1B	

Inning Stats	R: 0	H: 0	E: 0	K: 2	S: 7	H: 1	LOB: 0	BB: 0	P: 7	R: 0	H: 1	E: 0	K: 1	S: 5	H: 3	LOB: 3	BB: 3	P: 20	R: 0	H: 1	E: 0	K: 0	S: 4	R: 0	H: 0	E: 0	K: 0	S: 3	H: 0	LOB: 0	BB: 0	P: 3	R: 0	H: 0	E: 0	K: 0	S: 3	R: 0	H: 1	E: 0	K: 1	S: 6	R: 4	H: 4	E: 1	K: 1	S: 8	H: 4	LOB: 0	BB: 1	P: 12
	0	0	0	2	7	1	0	0	7	0	1	0	1	5	3	3	3	20	0	1	0	0	4	0	0	0	0	0	3	0	0	0	3	0	0	1	6	4	4	0	1	8	4	0	1	12					

AB	R	H	RBI	BB	SO	LOB						
4	0	1	0	0	0	2						
1	0	1	1	0	0	0						
3	1	0	0	1	1	2						
1	0	0	0	0	1	1						
2	1	0	0	2	1	0						
2	0	1	1	1	0	0						
0	0	0	0	0	0	0						
0	0	0	0	0	0	0						
0	0	0	0	0	0	0						
3	1	2	2	1	0	0						
3	0	1	0	0	1	0						
0	1	0	0	1	0	0						
2	0	0	0	0	0	5						
0	0	0	0	0	0	0						
2	1	1	0	0	0	0						
3	1	2	0	0	0	0						
1	1	1	2	0	0	0						
0	0	0	0	0	0	0						
0	0	0	0	0	0	0						
0	0	0	0	0	0	0						
0	0	0	0	0	0	0						
3	0	0	0	0	2	2						
1	0	0	0	0	0	1						
1B: 8	SF: 0	2B: 1	SAC: 0	3B: 1	DP: 1	HR: 0	HBP: 0	WP: 1	PA: 39	PB: 1	SB: 1	CS: 1

PITCHER	IP	WLS	BF	H	R	ER	SO	BB	IBB	HBP	BLK	WP	HR	S	P	ERA	WHIP
Jim Palmer, R (1,1) ERA: 10.13	2.2		14	3	3	3	4	4	0	0	0	0	0	18	34	10.12	2.625
Matt Keough, R (3,1) ERA:	0.1		2	1	0	0	0	0	0	0	0	0	0	2	2	0.00	3.000
Lary Sorensen, R (4,1) ERA:	3.0		10	1	0	0	0	0	0	0	0	0	0	10	10	0.00	0.333
Jim Kern, R (7,1) ERA:	0.2		4	1	0	0	1	0	1	0	0	0	0	5	9	0.00	1.500
Ron Guidry, L (7,1) ERA:	0.1		1	0	0	0	0	0	0	0	0	0	0	1	1	0.00	0.000
PITCHER	IP	WLS	BF	H	R	ER	SO	BB	IBB	HBP	BLK	WP	HR <td>S <td>P <td>ERA <td>WHIP </td></td></td></td>	S <td>P <td>ERA <td>WHIP </td></td></td>	P <td>ERA <td>WHIP </td></td>	ERA <td>WHIP </td>	WHIP
Rich Gossage, R (8,1) ERA: 36.0	1.0		7	4	4	4	1	1	0	0	0	0	0	8	12	36.00	5.000

BOTTOM

American League All-Stars @ National League All-Stars
San Diego Stadium, San Diego, CA

livebaseballscorecards.com

AB	32
R	7
H	10
RBI	6
BB	6
SO	6
LOB	17



Tue Jul 11 1978, 8:05 PM EDT
Att. 51,549 - Unknown

Batter	1	2	3	4	5	6	7	8	9	AB	R	H	RBI	BB	SO	LOB	TOP																				
Davey Lopes, R (1, 4) OBP: 0.333, SLG: 0.333 Joe Morgan, L (7, PH) (7, 4)	0-3 K	0-0 1B		0-0 6-3			0-3 K		4-0 BB BLK BB BB	3	0	1	0	0	1	0		National League All-Stars @ American League All-Stars The Kingdome, Seattle, WA Tue Jul 17 1979, 8:05 PM EDT Att. 58,905 - Dome																			
Dave Parker, L (1, 9) OBP: 0.400, SLG: 0.333	0-3 K	0-0 SF8		0-0 F8		0-0 5-3 1B	0-0 5-3 1B	4-0 BB BB BB BB 1-2 IBB	3	0	1	1	1	1	0																						
Steve Garvey, R (1, 3) Gaylord Perry, R (6, 1) Joe Sambito, L (6, 1) Craig Reynolds, L (6, 6)	4-0 3B BB	0-0 F3		0-0 L9		0-0 L9	0-0 5-3 1B	0-0 F5	2	1	0	0	1	0	2																						
Mike Schmidt, R (1, 5) OBP: 0.667, SLG: 1.667 Ron Cey, R (5, 5) Larry Parrish, R (9, 5)	0-0 2B 3B			0-0 FC3 FC5-4 2B		0-0 F7	0-0 5-3	4-0 BB BB 1-2 2-3 BB BB	3	2	2	1	0	0	0																						
George Foster, R (1, 7) OBP: 1.000, SLG: 2.000 Gary Matthews, R (2, 7) Lee Mazzilli, S (8, PH) (8, 8)	0-0 2B			0-0 FC3 FC5-4 2-3		0-0 P3		0-0 HR	1	0	1	1	0	0	0																						
Dave Winfield, R (1, 8) OBP: 0.200, SLG: 0.400 (8, 7)	0-0 L9			0-0 FC5-4 G5-4-3 1-2f 3-H		0-0 1B 2B		0-3 K	5	1	1	1	0	1	5																						
Bob Boone, R (1, 2) OBP: 0.500, SLG: 0.500 Gary Carter, R (5, 2)		0-0 1B SF8 1B		0-0 G5-4-3		0-0 1B 2B		0-0 P4	2	1	1	0	0	0	1																						
Larry Bowa, S (1, 6) Michael LaCoss, R (6, 1) Keith Hernandez, L (8, PH) Bruce Sutter, R (8, 1)		0-0 F5		0-0 L6		0-0 1B		0-3 K	2	0	1	1	0	0	0																						
Steve Carlton, L (1, 1) Lou Brock, L (2, PH) OBP: 1.000, SLG: 1.000 Joaquin Andujar, S (2, 1) Jack Clark, R (4, PH) Steve Rogers, R (4, 1) Pete Rose, S (6, PH) (6, 3)		0-0 1B 1B		0-0 3-1		0-0 G4-6-3 BB		0-0 L7	0	0	0	0	0	0	0																						
Inning Stats	R: 2 E: 0 K: 2 S: 9	H: 2 LOB: 1 BB: 1 P: 13	R: 1 E: 0 K: 0 S: 6	H: 3 LOB: 2 BB: 0 P: 6	R: 1 E: 0 K: 0 S: 4	H: 1 LOB: 0 BB: 0 P: 4	R: 0 E: 0 K: 0 S: 3	H: 0 LOB: 0 BB: 0 P: 3	R: 0 E: 0 K: 1 S: 6	H: 1 LOB: 1 BB: 0 P: 6	R: 1 E: 0 K: 2 S: 8	H: 1 LOB: 0 BB: 0 P: 8	R: 1 E: 0 K: 0 S: 4	H: 0 LOB: 3 BB: 4 P: 20	1B: 5 2B: 3 3B: 1 HR: 1	SF: 1 SAC: 0 DP: 2 HBP: 0	WP: 0 PB: 0 SB: 0 CS: 0	PA: 42																			
PITCHER	IP	WLS	BF	H	R	ER	SO	BB	IBB	HBP	BLK	WP	HR	S	P	ERA	WHIP	PITCHER		IP	WLS	BF	H	R	ER	SO	BB	IBB	HBP	BLK	WP	HR	S	P	ERA	WHIP	
Nolan Ryan, R (1, 1) ERA: 13.5	2.0		12	5	3	3	2	1	0	0	0	0	0	15	19	13.50	3.000																				
Bob Stanley, R (3, 1) ERA: 4.5	2.0		7	1	1	1	0	0	0	0	0	0	0	7	7	4.50	0.500																				
Mark Clear, R (5, 1) ERA: 4.5	2.0		8	2	1	1	0	1	0	0	0	0	0	7	11	4.50	1.500																				
Jim Kern, R (7, 1) ERA: 6.75	2.2	L	13	2	2	2	3	2	1	0	1	0	1	16	28	6.75	1.500																				
Ron Guidry, L (9, 1) ERA:	0.1		2	0	0	0	0	1	0	0	0	0	0	2	6	0.00	3.000																				



Batter	1	2	3	4	5	6	7	8	9	AB R H RBI BB SO LOB
Roy Smalley, S (1, 6) Bobby Grich, R (7, 4)	0-0 P6	0-0 F7		0-0 F5		4-0 FC6-4 IBB		0-3 K		3 0 0 0 1 0 1 1 0 0 0 0 1 2
George Brett, L (1, 5) Graig Nettles, L (7, 5) OBP: 1.000, SLG: 1.000	4-0 2B BB		0-0 G3	0-0 6-3		0-0 F8		0-0 1B		3 1 0 0 1 0 3 1 0 1 0 0 0 0
Don Baylor, R (1, 7) Jim Kern, R (7, 1) Ron Guidry, L (9, 1) Ken Singleton, S (9, PH)	0-0 HR 2B		0-0 6-3 WP 1B		0-0 6-3	0-0 FC6-4		0-0 4-3		4 2 2 1 0 0 3 0 0 0 0 0 0 0 0 0 0 0 0 0 0 1 0 0 0 0 0 0
Jim Rice, R (1, 9) OBP: 0.200, SLG: 0.400	0-0 P4		0-0 6-3		0-3 K		0-0 2B	0-3 K		5 0 1 0 0 2 2
Fred Lynn, L (1, 8) Chet Lemon, R (2, 8)	0-0 HR		1-0 1B E HBP		0-3 K		0-0 5-3	4-0 BB		1 1 1 2 0 0 0 2 1 0 0 1 1 0
Carl Yastrzemski, L (1, 3) Rick Burleson, R (6, PR) (7, 6)	0-0 F8		0-0 E 1-2 3-H 1B		0-0 2B 1B		0-0 F8	0-3 K		3 0 2 1 0 0 0 2 1 0 0 0 1 1
Darrell Porter, L (1, 2) Brian Downing, R (7, 2) OBP: 1.000, SLG: 1.000		0-0 F7	0-0 E5 FC5-4		0-0 1B 2B			0-0 SH1-4 1B		3 0 1 0 0 0 1 1 0 1 0 0 0 0
Frank White, R (1, 4) Bruce Bochte, L (6, PH) (7, 3) OBP: 1.000, SLG: 1.000		0-0 F3	0-0 FC5-4		0-0 1B			0-0 SH1-4		2 0 0 0 0 0 2 1 0 1 1 0 0 0
Nolan Ryan, R (1, 1) Cecil Cooper, L (2, PH) (3, 1) Bob Stanley, R (4, PH) (5, 1) Mark Clear, R (6, PH) (7, 9)		4-0 BB		0-0 L4		0-0 FC4-2-5		4-0 1B IBB		0 0 0 0 0 0 0 0 0 0 0 1 0 0 0 0 0 0 0 0 0 1 0 0 0 0 0 0 0 0 0 0 0 0 0 1 0 0 0 1 0 2

Inning Stats	R: 3	H: 2	E: 0	K: 0	S: 5	H: 2	LOB: 0	BB: 1	P: 9	R: 0	H: 0	E: 0	K: 0	S: 3	R: 0	H: 2	E: 1	K: 0	S: 6	R: 0	H: 0	E: 0	K: 2	S: 7	R: 0	H: 3	E: 0	K: 0	S: 6	R: 0	H: 1	E: 0	K: 0	S: 3	R: 0	H: 2	E: 0	K: 1	S: 6	R: 0	H: 0	E: 0	K: 2	S: 7	1B: 6	2B: 3	3B: 0	HR: 1	SF: 0	SAC: 1	DP: 0	HBP: 1	WP: 1	PA: 42
PITCHER	IP	WLS	BF	H	R	ER	SO	BB	IBB	HBP	BLK	WP	HR	S	P	ERA	WHIP																																					
Steve Carlton, L (1, 1) ERA: 27.0	1.0		6	2	3	3	0	1	0	0	0	0	1	5	9	27.00	3.000																																					
Joaquin Andujar, R (2, 1) ERA: 4.5	2.0		11	2	2	1	0	1	0	1	0	1	0	9	14	4.50	1.500																																					
Steve Rogers, R (4, 1) ERA:	2.0		6	0	0	0	2	0	0	0	0	0	0	10	10	0.00	0.000																																					
Gaylord Perry, R (6, 1) ERA:	0.0		3	3	1	1	0	0	0	0	0	0	0	3	3	∞	∞																																					
Joe Sambito, L (6, 1) ERA:	0.2		3	0	0	0	0	0	1	0	0	0	0	2	6	0.00	0.000																																					
PITCHER	IP	WLS	BF	H	R	ER	SO	BB	IBB	HBP	BLK	WP	HR	S	P	ERA	WHIP																																					
Michael LaCoss, R (6, 1) ERA:	1.1		4	1	0	0	0	0	0	0	0	0	0	3	1	1.1	1.500																																					
Bruce Sutter, R (8, 1) ERA:	2.0	W	9	2	0	0	3	1	1	0	0	0	0	13	21	0.00	1.500																																					

BOTTOM

National League All-Stars @ American League All-Stars

The Kingdome, Seattle, WA

Tue Jul 17 1979, 8:05 PM EDT
Att. 58,905 - Dome

livebaseballscorecards.com

AB 35
R 6
H 10
RBI 5
BB 5
SO 5
LOB 17



Batter	1	2	3	4	5	6	7	8	9	AB	R	H	RBI	BB	SO	LOB	TOP										
Willie Randolph, R (1, 4) OBP: 0.500, SLG: 0.500 Dave Stieb, R (7, 1) Alan Trammell, R (8, 6)	0-0 4-3		0-0 2B 1B		0-0 6-3		0-0 G6-4-3 1B			4	0	2	0	0	0	0											
Rod Carew, L (1, 3) OBP: 1.000, SLG: 1.500 Cecil Cooper, L (5, 3)	4-0 4-3 S BB		0-0 WP 1-2 2B		0-0 HR 1B		0-0 G6-4-3 1-2f			2	1	2	0	1	0	0											
Fred Lynn, L (1, 8) OBP: 0.333, SLG: 1.333 Al Bumbry, L (5, 8)	0-0 4-3 1-3		0-3 K		0-0 1-H HR			0-0 4-3		3	1	1	2	0	1	2											
Reggie Jackson, L (1, 9) OBP: 0.667, SLG: 0.500 Ken Landreaux, L (5, PR) (5, 9)	0-3 K		4-0 2-3 BB		0-0 1B			0-0 L7		2	0	1	0	1	1	1											
Ben Oglivie, L (1, 7) Al Oliver, L (5, 7) Rich Gossage, R (8, 1)		4-0 1B BB	0-3 K		0-0 G3			0-0 4-3		2	0	0	0	1	1	3											
Carlton Fisk, R (1, 2) Darrell Porter, L (5, 2) Rickey Henderson, R (8, 7)		0-3 K		0-3 K		0-3 K		0-0 5-3		2	0	0	0	0	2	1											
Graig Nettles, L (1, 5) Buddy Bell, R (5, 5)		0-0 F5		0-0 G3		0-3 K		0-0 6-3		2	0	0	0	0	0	1											
Bucky Dent, R (1, 6) OBP: 0.500, SLG: 0.500 Tommy John, R (4, 1) Ed Farmer, R (6, 1) Bobby Grich, R (7, 4)		0-0 1B		0-3 K		0-3 K		4-0 BB		2	0	1	0	0	1	0											
Steve Stone, R (1, 1) Robin Yount, R (4, 6) Lance Parrish, R (8, 2)		0-3 K		0-0 6-3		0-0 F9		0-3 K		1	0	0	0	0	1	2											
Inning Stats	R: 0 E: 0 K: 1 S: 5	H: 0 LOB: 1 BB: 1 P: 9	R: 0 E: 0 K: 2 S: 8	H: 1 LOB: 2 BB: 1 P: 12	R: 0 E: 0 K: 2 S: 8	H: 2 LOB: 2 BB: 1 P: 12	R: 0 E: 0 K: 2 S: 7	H: 0 LOB: 0 BB: 0 P: 7	R: 2 E: 0 K: 3 S: 9	H: 3 LOB: 1 BB: 0 P: 9	R: 0 E: 0 K: 0 S: 3	H: 1 LOB: 0 BB: 0 P: 3	R: 0 E: 0 K: 0 S: 3	H: 0 LOB: 0 BB: 0 P: 3	R: 0 E: 0 K: 1 S: 5	H: 0 LOB: 1 BB: 1 P: 9	1B: 5 2B: 1 3B: 0 HR: 1	SF: 0 SAC: 0 DP: 1 HBP: 0	WP: 1 PB: 0 SB: 1 CS: 0	PA: 36							
PITCHER	IP	WLS	BF	H	R	ER	SO	BB	IBB	HBP	BLK	WP	HR	S	P	ERA	WHIP										
J.R. Richard, R (1, 1) ERA:	2.0		9	1	0	0	3	2	0	0	0	0	0	13	21	0.00	1.500										
Bob Welch, R (3, 1) ERA: 6.0	3.0		14	5	2	2	4	1	0	0	0	1	1	21	25	6.00	2.000										
Jerry Reuss, L (6, 1) ERA:	1.0	W	3	0	0	0	3	0	0	0	0	0	0	9	9	0.00	0.000										
Jim Bibby, R (7, 1) ERA:	1.0		3	1	0	0	0	0	0	0	0	0	0	3	3	0.00	1.000										
Bruce Sutter, R (8, 1) ERA:	2.0	S	7	0	0	0	1	1	0	0	0	0	0	8	12	0.00	0.500										

American League All-Stars @ National League All-Stars
Dodger Stadium, Los Angeles, CA

livebaseballscores.com

AB	32
R	2
H	7
RBI	2
BB	4
SO	11
LOB	12



Tue Jul 08 1980, 5:05 PM PDT
Att: 56,088 - Unknown

Batter	1	2	3	4	5	6	7	8	9	AB	R	H	RBI	BB	SO	LOB
--------	---	---	---	---	---	---	---	---	---	----	---	---	-----	----	----	-----

Davey Lopes, R Phil Garner, R OBP: 0.667, SLG: 0.500	0-0 5-3			0-3 K		0-0 1B E 1B	4-0 S BB			1	0	0	0	0	0	0
Reggie Smith, S George Hendrick, R Bruce Sutter, R	0-0 F8			0-0 6-3		0-0 1B E 1B	0-0 F8			2	0	0	0	0	0	0
Dave Parker, L Dave Winfield, R	0-3 K			0-0 F8		0-0 E4 1B	0-0 L9			2	0	0	0	0	1	0
Steve Garvey, R Keith Hernandez, L		0-0 F2			0-0 5-3	0-0 G4-6-3 1B	0-0 G3 1B			2	0	0	0	0	0	0
Johnny Bench, R John Stearns, R Pete Rose, S Jim Bibby, R Dale Murphy, R		0-0 6-3			0-0 4-3	0-0 G4-6-3	0-0 G3			1	0	0	0	0	0	0
Dave Kingman, R Ken Griffey, L		0-3 K			0-0 HR		0-0 FC4-6 1B			1	0	0	0	0	1	0
Ken Reitz, R Jerry Reuss, L Dave Concepcion, R				0-0 4-3		0-0 E4	0-0 FC4-6 PB WP			2	0	0	0	0	0	0
Bill Russell, R Gary Carter, R				0-0 F7			0-0 1-3			2	0	0	0	0	0	0
J.R. Richard, R Bob Welch, R Ray Knight, R				0-3 K			0-0 1B 1B			0	0	0	0	0	0	0

Inning Stats	R: 0 E: 0 K: 1 S: 5	H: 0 LOB: 0 BB: 0 P: 5	R: 0 E: 0 K: 1 S: 5	H: 0 LOB: 0 BB: 0 P: 5	R: 0 E: 0 K: 1 S: 5	H: 0 LOB: 0 BB: 0 P: 5	R: 0 E: 0 K: 1 S: 5	H: 0 LOB: 0 BB: 0 P: 5	R: 1 E: 1 K: 0 S: 4	H: 1 LOB: 1 BB: 0 P: 4	R: 2 E: 1 K: 0 S: 7	H: 4 LOB: 2 BB: 0 P: 7	R: 1 E: 0 K: 0 S: 4	H: 1 LOB: 2 BB: 2 P: 12	R: 0 E: 0 K: 0 S: 4	H: 1 LOB: 1 BB: 0 P: 4	1B: 6 2B: 0 3B: 0 HR: 1	SF: 0 SAC: 0 DP: 1 HBP: 0	WP: 2 PB: 1 SB: 2 CS: 0	PA: 33
--------------	------------------------------	---------------------------------	------------------------------	---------------------------------	------------------------------	---------------------------------	------------------------------	---------------------------------	------------------------------	---------------------------------	------------------------------	---------------------------------	------------------------------	----------------------------------	------------------------------	---------------------------------	----------------------------------	------------------------------------	----------------------------------	--------

PITCHER	IP	WLS	BF	H	R	ER	SO	BB	IBB	HBP	BLK	WP	HR	S	P	ERA	WHIP
Steve Stone, R	(1, 1)		3.0	9	0	0	3	0	0	0	0	0	0	15	15	0.00	0.000
Tommy John, L	(4, 1)	L	2.1	11	4	3	1	0	0	0	0	0	1	13	13	11.57	1.714
Ed Farmer, R	(6, 1)		0.2	3	1	0	0	0	0	0	0	0	0	3	3	0.00	1.500
Dave Stieb, R	(7, 1)		1.0	6	1	1	0	2	0	0	0	2	0	4	12	0.00	3.000
Rich Gossage, R	(8, 1)		1.0	4	1	0	0	0	0	0	0	0	0	4	4	0.00	1.000

BOTTOM

American League All-Stars @ National League All-Stars
 Dodger Stadium, Los Angeles, CA
 Tue Jul 08 1980, 5:05 PM PDT
 Att. 56,088 - Unknown

AB 31
 R 4
 H 7
 RBI 3
 BB 2
 SO 4
 LOB 10



WP: 2	PA: 33
PB: 1	
SB: 2	
CS: 0	

livebaseballscores.com

Batter	1		2		3		4		5		6		7		8		9		AB R H RBI BB SO LOB	TOP					
Pete Rose, S (1, 3) OBP: 0.333, SLG: 0.333 Burt Hooton, R (5, 1) Dick Ruthven, R (8, 1) Pedro Guerrero, R (7, PH) Vida Blue, S (7, 1) Bill Madlock, R (8, 5)	2-0 G3 1B			0-0 G4-3				3-0 G4-3			2-3 K			0-0 G6-3				3 0 1 0 0 0 0 0 0 0 0 0 0 0 0 0 0 0 0 0 0 1 0 0 0 0 0 1 0 0 0 0 0 0 0 1 0 0 0 0 0 1							
Dave Concepcion, R (1, 6) Ozzie Smith, S (6, 6)	1-3 K			1-2 G4-3				0-1 G5-3			4-1 BB S BB			4-2 FC6-4 BB				3 0 0 0 0 1 1 0 0 0 0 2 0 0							
Dave Parker, L (1, 9) OBP: 0.333, SLG: 1.333 Mike Easler, L (6, 9)	1-2 G3			2-3 K				1-2 HR			4-2 HR BB			1-0 FC6-4				3 1 1 1 0 1 1 1 1 0 0 1 0 2							
Mike Schmidt, R (1, 5) OBP: 0.500, SLG: 1.500 Nolan Ryan, R (8, 1) Phil Garner, R (9, 4)	2-3 K			2-1 G6-3				0-1 FC5 2B			0-1 HR							4 1 2 2 0 1 1 0 0 0 0 0 0 0 0 0 0 0 0 0 0							
George Foster, R (1, 7) Dusty Baker Jr., R (4, 7) OBP: 0.500, SLG: 0.500 Tim Raines, S (8, PR) (8, 7)			1-1 G5-3				0-1 G4-3			1-0 FC5			3-2 G1-3 E 1B					2 0 0 0 0 0 0 2 0 1 0 0 0 1 0 0 0 0 0 0 0							
Andre Dawson, R (1, 8) OBP: 0.250, SLG: 0.250			1-1 S 1B				1-1 G6-3			2-3 K			2-1 G1-3					4 0 1 0 0 1 2							
Gary Carter, R (1, 2) OBP: 0.667, SLG: 2.667 Bruce Benedict, R (7, 2)			2-1 P3					0-0 HR			0-0 HR			1-3 K				3 2 2 2 0 0 1 1 0 0 0 0 1 2	AB 35 R 5 H 9 RBI 5 BB 4 SO 6 LOB 14						
Davey Lopes, R (1, 4) Manny Trillo, R (3, 4) Bill Buckner, L (9, PH) Bruce Sutter, R (9, 1)			4-0 BB					1-2 L9			0-0 F9			0-1 G3-1				0 0 0 0 1 0 0 2 0 0 0 0 0 0 1 0 0 0 0 0 0 0 0 0 0 0 0 0							
Fernando Valenzuela, L (1, 1) Joel Youngblood, R (2, PH) Tom Seaver, R (2, 1) Bob Knepper, L (3, 1) Terry Kennedy, L (5, PH) Steve Garvey, R (5, 3)			0-0 P3					0-0 G4-3			1-1 P6			0-0 G6-3 2B				0 0 0 0 0 0 0 1 0 0 0 0 0 2 0 0 0 0 0 0 0 0 0 0 0 0 0 0 1 0 0 0 0 0 0 2 0 1 0 0 0 0							
Inning Stats	R: 0 E: 0 K: 2 S: 11	H: 1 LOB: 1 BB: 0 P: 17	R: 0 E: 0 K: 0 S: 7	H: 1 LOB: 2 BB: 1 P: 15	R: 0 E: 0 K: 1 S: 7	H: 0 LOB: 0 BB: 0 P: 10	R: 0 E: 0 K: 0 S: 6	H: 0 LOB: 0 BB: 0 P: 9	R: 1 E: 0 K: 0 S: 6	H: 1 LOB: 0 BB: 0 P: 10	R: 1 E: 0 K: 1 S: 12	H: 2 LOB: 1 BB: 0 P: 16	R: 1 E: 0 K: 1 S: 7	H: 1 LOB: 0 BB: 0 P: 10	R: 2 E: 1 K: 1 S: 14	H: 2 LOB: 2 BB: 2 P: 28	R: 0 E: 0 K: 0 S: 8	H: 1 LOB: 2 BB: 1 P: 13	1B: 3 2B: 2 3B: 0 HR: 4	SF: 0 SAC: 0 DP: 0 HBP: 0	WP: 0 PB: 0 SB: 2 CS: 0	PA: 39			
PITCHER	IP	WLS	BF	H	R	ER	SO	BB	IBB	HBP	BLK	WP	HR	S	P	ERA	WHIP								
Jack Morris, R (1, 1) ERA: 9.0	2.0		9	2	0	0	2	1	0	0	0	0	0	18	32	0.00	1.500								
Len Barker, R (3, 1) ERA: 9.0	2.0		6	0	0	0	1	0	0	0	0	0	0	13	19	0.00	0.000								
Ken Forsch, R (5, 1) ERA: 9.0	1.0		4	1	1	1	0	0	0	0	0	0	1	6	10	9.00	1.000								
Mike Norris, R (6, 1) ERA: 9.0	1.0		5	2	1	1	1	0	0	0	0	0	1	12	16	9.00	2.000								
Ron Davis, R (7, 1) ERA: 9.0	1.0		4	1	1	1	1	0	0	0	0	0	1	7	10	9.00	1.000								
PITCHER	IP	WLS	BF	H	R	ER	SO	BB	IBB	HBP	BLK	WP	HR	S	P	ERA	WHIP								
Rollie Fingers, R (8, 1) ERA: 54.0	0.1	L	4	2	2	2	0	2	0	0	0	0	0	1	20	54.00	12.000								
Dave Stieb, R (8, 1) ERA: 54.0	1.2		7	1	0	0	1	1	0	0	0	0	0	13	21	0.00	1.200								

National League All-Stars @ American League All-Stars
Cleveland Municipal Stadium, Cleveland, OH

Sun Aug 09 1981, 8:05 PM EDT
Att: 72,086 - Unknown

livebaseballscorecards.com



Batter	1	2	3	4	5	6	7	8	9	AB	R	H	RBI	BB	SO	LOB
Rod Carew, L Eddie Murray, S	2-0 CS 1B	1-0 G1-3		2-3 K		0-1 FC3-6 1B		2-1 G4-3		3	0	1	0	0	1	4
Willie Randolph, R Ted Simmons, S Frank White, R	2-1 G1-3 1B		2-3 K		0-0 G5-3	0-0 1B		1-2 G5-3		3	0	1	0	0	1	0
George Brett, L Mike Norris, R Al Oliver, L Ron Davis, R Rollie Fingers, R Dave Steib, R	1-0 G1-3		3-3 K		1-3 K	0-1 F7		0-3 K		3	0	0	0	0	2	1
Dave Winfield, R	1-1 G5-3		4-2 BB		1-0 F8		1-2 F8		3-2 L7	4	0	0	0	1	0	1
Ken Singleton, S Rick Burleson, R		0-2 HR	0-0 G1-3			2-0 1B	2-2 E5			3	2	2	1	0	0	1
Reggie Jackson, L Dwight Evans, R		1-0 G1-3		4-0 2B		0-0 1B	1-2 F8			1	0	0	0	0	0	0
Carlton Fisk, R Bo Diaz, R		1-3 K		1-1 F9		1-2 FC3-6	0-3 K			3	1	1	0	0	1	1
Bucky Dent, R Fred Lynn, L Tony Armas, R		0-0 1B		0-2 2B		0-0 FC3-6	2-3 K			2	0	2	0	0	0	0
Jack Morris, R Tom Paciorek, R Len Barker, R Gorman Thomas, R Ken Forsch, R Buddy Bell, R		0-0 1B		0-1 P4		1-2 SF7	0-1 L8			1	0	1	0	0	0	0

Inning Stats	R: 0	H: 2	E: 0	K: 0	S: 6	H: 2	LOB: 1	BB: 0	P: 12	R: 1	H: 3	E: 0	K: 1	S: 11	R: 0	H: 0	E: 0	K: 2	S: 9	R: 0	H: 1	E: 0	K: 1	S: 10	R: 0	H: 0	E: 0	K: 1	S: 6	R: 3	H: 5	E: 0	K: 0	S: 15	R: 0	H: 0	E: 1	K: 1	S: 18	R: 0	H: 0	E: 0	K: 1	S: 7	R: 0	H: 0	E: 0	K: 1	S: 12	1B: 9	2B: 1	3B: 0	HR: 1	SF: 1	SAC: 0	DP: 0	HBP: 0	WP: 2	PB: 0	SB: 0	CS: 1	PA: 40
--------------	------	------	------	------	------	------	--------	-------	-------	------	------	------	------	-------	------	------	------	------	------	------	------	------	------	-------	------	------	------	------	------	------	------	------	------	-------	------	------	------	------	-------	------	------	------	------	------	------	------	------	------	-------	-------	-------	-------	-------	-------	--------	-------	--------	-------	-------	-------	-------	--------

PITCHER	IP	WLS	BF	H	R	ER	SO	BB	IBB	HBP	BLK	WP	HR	S	P	ERA	WHIP
Fernando Valenzuela, L	1.0		4	2	0	0	0	0	0	0	0	0	0	6	12	0.00	2.000
Tom Seaver, R	2.0		6	3	1	1	1	0	0	0	0	0	1	11	14	9.00	3.000
Bob Knepper, L	3.0		9	1	0	0	3	2	0	0	0	0	0	19	35	0.00	1.500
Burt Hooton, R	5.0		10	5	3	3	1	0	0	0	0	0	0	19	27	16.20	3.000
Dick Ruthven, R	6.0		1	0	0	0	0	0	0	0	0	0	0	2	2	0.00	0.000

BOTTOM

National League All-Stars @ American League All-Stars
Cleveland Municipal Stadium, Cleveland, OH

Sun Aug 09 1981, 8:05 PM EDT
 Att. 72,086 - Unknown

livebaseballscorecards.com

AB	37
R	4
H	11
RBI	4
BB	2
SO	8
LOB	16



Batter	1	2	3	4	5	6	7	8	9	AB R H RBI BB SO LOB	TOP														
Rickey Henderson, R OBP: 0.800, SLG: 0.750 (1, 7)	0-0 WP 1B SF8 1B		0-0 5-3		0-0 G1-6-3 1B		0-0 S 1B		4-0 BB BB BB BB BB	4 1 3 0 1 0 0	<p>American League All-Stars @ National League All-Stars Olympic Stadium, Montreal, QB</p> <p>Tue Jul 13 1982, 8:05 PM EDT Att: 59,057 - Unknown</p> <p>livebaseballscores.com</p>														
Fred Lynn, L Willie Wilson, S Kent Hrbek, L (1, 8) (4, 8) (9, PH)	0-0 F8		0-0 G3		0-0 G1-6-3 1-2f		0-3 K		0-0 F8	2 0 0 0 0 0 1 2 0 0 0 0 1 3 1 0 0 0 0 0 1															
George Brett, L Buddy Bell, R (1, 5) (5, PH) (5, 5)	0-0 1B WP 1-2 1B		0-0 1B		0-3 K		0-3 K		0-0 F9	2 0 2 0 0 0 0 3 0 0 0 0 2 3															
Reggie Jackson, L Dave Winfield, R (1, 9) (5, 9)	0-0 SF8 1-2 2-H		0-0 P5		0-0 FC5-4 1B		0-0 5-3			1 0 0 1 0 0 1 2 0 1 0 0 0 0															
Cecil Cooper, L Eddie Murray, S (1, 3) (4, 3)	0-0 2-3 1B		0-3 K		0-0 F9		0-0 FC5-4 BB		4-0 FC5-4 BB	2 0 1 0 0 1 0 1 0 0 0 1 0 1															
Robin Yount, R (1, 6)	0-3 K		4-0 BB BB		0-0 FC5-4 1-2f		0-0 FC5-4 BB 1-2f			3 0 0 0 1 1 4															
Bobby Grich, R Carl Yastrzemski, L Dan Quisenberry, R Hal McRae, R Rollie Fingers, R (1, 4) (6, PH) (6, 1) (8, PH) (8, 1)		0-3 K	4-0 1-2 BB		0-3 K		4-0 1-2 BB			1 0 0 0 1 1 0 1 0 0 0 0 1 1 0 0 0 0 0 0 0 0 0 0 0 1 0 0 0 0 0 0 0 0 0															
Carlton Fisk, R Lance Parrish, R (1, 2) (5, 2)		0-0 F8	0-3 K				0-0 1B 2B		0-0 6-3	2 0 0 0 0 1 2 2 0 1 0 0 0 2															
Dennis Eckersley, R Andre Thornton, R Jim Clancy, R Floyd Bannister, L Frank White, R Ben Oglivie, L (1, 1) (4, PH) (4, 1) (5, 1) (6, 4) (9, PH)		0-0 4-3	0-3 K				0-3 K		0-0 F7	1 0 0 0 0 0 0 1 0 0 0 0 1 2 0 0 0 0 0 0 0 0 0 0 0 0 0 0 1 0 0 0 0 1 1 1 0 0 0 0 0 0															
Inning Stats	R: 1 E: 0 K: 1 S: 8	H: 3 LOB: 2 BB: 0 P: 8	R: 0 E: 0 K: 1 S: 5	H: 0 LOB: 0 BB: 0 P: 5	R: 0 E: 0 K: 0 S: 4	H: 1 LOB: 1 BB: 0 P: 4	R: 0 E: 0 K: 3 S: 9	H: 0 LOB: 2 BB: 2 P: 17	R: 0 E: 0 K: 1 S: 5	H: 1 LOB: 0 BB: 0 P: 5		R: 0 E: 0 K: 1 S: 6	H: 1 LOB: 1 BB: 0 P: 6	R: 0 E: 0 K: 3 S: 11	H: 2 LOB: 2 BB: 0 P: 11	R: 0 E: 0 K: 0 S: 3	H: 0 LOB: 2 BB: 2 P: 11	R: 0 E: 0 K: 0 S: 3	H: 0 LOB: 1 BB: 1 P: 7	1B: 7 2B: 1 3B: 0 HR: 0	SF: 1 SAC: 0 DP: 1 HBP: 0	WP: 1 PB: 0 SB: 1 CS: 0	PA: 39		
PITCHER	IP WLS BF H R ER SO BB IBB HBP BLK WP HR S P ERA WHIP	IP WLS BF H R ER SO BB IBB HBP BLK WP HR S P ERA WHIP	IP WLS BF H R ER SO BB IBB HBP BLK WP HR S P ERA WHIP	IP WLS BF H R ER SO BB IBB HBP BLK WP HR S P ERA WHIP	IP WLS BF H R ER SO BB IBB HBP BLK WP HR S P ERA WHIP	IP WLS BF H R ER SO BB IBB HBP BLK WP HR S P ERA WHIP	IP WLS BF H R ER SO BB IBB HBP BLK WP HR S P ERA WHIP	IP WLS BF H R ER SO BB IBB HBP BLK WP HR S P ERA WHIP	IP WLS BF H R ER SO BB IBB HBP BLK WP HR S P ERA WHIP	IP WLS BF H R ER SO BB IBB HBP BLK WP HR S P ERA WHIP		IP WLS BF H R ER SO BB IBB HBP BLK WP HR S P ERA WHIP	IP WLS BF H R ER SO BB IBB HBP BLK WP HR S P ERA WHIP	IP WLS BF H R ER SO BB IBB HBP BLK WP HR S P ERA WHIP	IP WLS BF H R ER SO BB IBB HBP BLK WP HR S P ERA WHIP	IP WLS BF H R ER SO BB IBB HBP BLK WP HR S P ERA WHIP	IP WLS BF H R ER SO BB IBB HBP BLK WP HR S P ERA WHIP	IP WLS BF H R ER SO BB IBB HBP BLK WP HR S P ERA WHIP	IP WLS BF H R ER SO BB IBB HBP BLK WP HR S P ERA WHIP	IP WLS BF H R ER SO BB IBB HBP BLK WP HR S P ERA WHIP	IP WLS BF H R ER SO BB IBB HBP BLK WP HR S P ERA WHIP	IP WLS BF H R ER SO BB IBB HBP BLK WP HR S P ERA WHIP	IP WLS BF H R ER SO BB IBB HBP BLK WP HR S P ERA WHIP	IP WLS BF H R ER SO BB IBB HBP BLK WP HR S P ERA WHIP	IP WLS BF H R ER SO BB IBB HBP BLK WP HR S P ERA WHIP



Batter 1 2 3 4 5 6 7 8 9 AB R H RBI BB SO LOB BOTTOM


<p>Tim Raines, S Steve Carlton, L Bob Horner, R Mario Soto, S Jason Thompson, L Fernando Valenzuela, L Greg Minton, S Steve Howe, L Tom Hume, R</p>	<p>0-3 K</p>		<p>4-0 S BB</p>		<p>0-0 F7</p>		<p>0-0 4-3</p>		<p>1 0 0 0 1 1 0 0 0 0 0 0 0 0 1 0 0 0 0 0 0 0 0 0 0 0 0 0 1 0 0 0 0 0 0 0 0 0 0 0 0 0 0 0 0 0 0 0 0 0 0 0 0 0 0 0 0 0 0 0 0 0 0</p>
<p>Pete Rose, S (1, 3) Al Oliver, L (6, 3) OBP: 1.000, SLG: 1.500</p>	<p>0-0 L7</p>		<p>0-0 SF9 1B 2B</p>		<p>0-0 E7 1B 2B</p>		<p>0-0 CS 1B</p>	<p>1 0 0 1 0 0 0 2 1 2 0 0 0 0</p>	
<p>Andre Dawson, R (1, 8) OBP: 0.250, SLG: 0.250</p>	<p>0-0 F9</p>		<p>0-0 4-3 2-3</p>		<p>0-0 G3</p>		<p>0-0 G3 1B</p>	<p>4 0 1 0 0 0 2</p>	
<p>Mike Schmidt, R (1, 5) Ray Knight, R (3, 5)</p>		<p>0-0 F2</p>	<p>0-0 P4</p>		<p>0-3 K</p>		<p>0-0 G3</p>	<p>1 0 0 0 0 0 0 3 0 0 0 0 1 3</p>	
<p>Gary Carter, R (1, 2) Tony Peña, R (6, PR) John Stearns, R (9, 2)</p>		<p>0-0 4-3</p>		<p>0-0 6-3</p>	<p>0-0 S 1B</p>		<p>0-0 F2</p>	<p>3 0 1 1 0 0 0 1 0 0 0 0 0 1 0 0 0 0 0 0 0</p>	
<p>Dale Murphy, R (1, 9)</p>		<p>4-0 HR BB</p>		<p>0-0 F9</p>	<p>0-0 3-H 1B</p>		<p>0-0 5-3</p>	<p>2 1 0 0 1 0 1</p>	
<p>Dave Concepcion, R (1, 6) Ozzie Smith, S (7, PR) Manny Trillo, R (1, 4) Steve Sax, R (5, PR) OBP: 1.000, SLG: 1.000</p>		<p>0-0 HR</p>		<p>0-0 G3</p>			<p>0-0 E5 CS</p>	<p>3 1 1 2 0 0 0 0 0 0 0 0 0 0</p>	
<p>Steve Rogers, R (1, 1) Ruppert Jones, L (3, PH) Dusty Baker Jr., R (4, 7) Lonnie Smith, R (9, 7)</p>		<p>0-0 6-3</p>		<p>0-0 CS 1B</p>	<p>0-0 1B</p>		<p>0-0 1B</p>	<p>2 0 1 0 0 0 0 1 0 1 0 0 0 0</p>	
		<p>0-0 6-3</p>		<p>0-0 CS 1B</p>	<p>0-0 F7</p>		<p>0-0 F8</p>	<p>0 0 0 0 0 0 0 1 1 1 0 0 0 0 2 0 0 0 0 0 2 0 0 0 0 0 0 0</p>	
		<p>0-0 6-3</p>		<p>0-0 SF9 3B</p>	<p>1-2 F7</p>			<p>0 0 0 0 0 0 0</p>	

Inning Stats	R: 0 H: 0 E: 0 K: 5 S: 5	H: 0 LOB: 0 BB: 0 P: 5	R: 2 H: 1 E: 0 K: 0 S: 4	H: 1 LOB: 0 BB: 1 P: 8	R: 1 H: 1 E: 0 K: 0 S: 4	H: 1 LOB: 1 BB: 1 P: 8	R: 0 H: 0 E: 0 K: 0 S: 3	H: 0 LOB: 0 BB: 0 P: 3	R: 0 H: 1 E: 0 K: 0 S: 3	H: 1 LOB: 1 BB: 0 P: 3	R: 1 H: 2 E: 1 K: 1 S: 7	H: 2 LOB: 2 BB: 0 P: 7	R: 0 H: 1 E: 1 K: 0 S: 4	H: 1 LOB: 1 BB: 0 P: 4	R: 0 H: 2 E: 0 K: 0 S: 4	H: 2 LOB: 1 BB: 0 P: 4	1B: 5 2B: 1 3B: 1 HR: 1	SF: 1 SAC: 0 DP: 0 HBP: 0	WP: 0 PB: 0 SB: 2 CS: 3	PA: 32
---------------------	--------------------------	------------------------	--------------------------	------------------------	--------------------------	------------------------	--------------------------	------------------------	--------------------------	------------------------	--------------------------	------------------------	--------------------------	------------------------	--------------------------	------------------------	-------------------------	---------------------------	-------------------------	--------

PITCHER	IP WLS BF H R ER SO BB IBB HBP BLK WP HR S P ERA WHIP	Dennis Eckersley, R (1, 1) ERA: 9.0	3.0 L 13 2 3 3 1 2 0 0 0 0 0 1 13 21 9.00 1.333	Jim Clancy, R (4, 1) ERA:	1.0 3 0 0 0 0 0 0 0 0 0 0 3 3 0.00 0.000	Floyd Bannister, L (5, 1) ERA:	1.0 3 1 0 0 0 0 0 0 0 0 0 3 3 0.00 1.000	Dan Quisenberry, R (6, 1) ERA: 4.5	2.0 9 3 1 1 1 0 0 0 0 0 0 11 11 4.50 1.500	Rollie Fingers, R (8, 1) ERA:	1.0 4 2 0 0 0 0 0 0 0 0 0 4 4 0.00 2.000
----------------	-------------------------------------------------------	-------------------------------------	-------------------------------------------------	---------------------------	------------------------------------------	--------------------------------	------------------------------------------	------------------------------------	--------------------------------------------	-------------------------------	------------------------------------------

American League All-Stars @ National League All-Stars
Olympic Stadium, Montreal, QB
Tue Jul 13 1982, 8:05 PM EDT
Att. 59,057 - Unknown

AB	29
R	4
H	8
RBI	4
BB	2
SO	2
LOB	11



Batter	1	2	3	4	5	6	7	8	9	AB R H RBI BB SO LOB	TOP			
Steve Sax, R (1, 4) OBP: 0.333, SLG: 0.333 Glenn Hubbard, R (5, 4) OBP: 1.000, SLG: 1.000	0-0 E1 S E		0-0 1-3		0-0 FC5-4 1B 1-2 2-H		0-0 1-2 1B			3 1 1 1 0 0 0 1 0 1 0 0 0 0	National League All-Stars @ American League All-Stars Comiskey Park, Chicago, IL Wed Jul 06 1983, 8:05 PM EDT Att: 43,801 - Unknown livebaseballscorecards.com			
Tim Raines, S (1, 7) Bill Madlock, R (7, PH) (7, 5)	0-0 E3 1-H		0-3 K		0-0 FC5-4 S 1-2 2-3		0-0 F7			3 0 0 0 0 1 2 1 0 0 0 0 0 2				
Andre Dawson, R (1, 8) Dave Dravecky, R (5, 1) Pascual Perez, R (7, 1) Jesse Orosco, R (7, 1) Johnny Bench, R (8, PH) Lee Smith, R (8, 1)	0-3 K		0-0 L9		0-0 F9 1-2		0-0 P6			3 0 0 0 0 1 2 0 0 0 0 0 0 0 0 0 0 0 0 0 0 0 0 0 0 0 0 0 1 0 0 0 0 0 0 0 0 0 0 0 0 0				
Al Oliver, L (1, 3) Darrell Evans, L (6, 3)	4-0 BB			0-0 1B 2B		0-0 5-3		0-0 L8		2 1 1 0 1 0 0 1 0 0 0 0 0 0				
Dale Murphy, R (1, 9) OBP: 0.333, SLG: 0.333 Pedro Guerrero, R (6, 5) (7, 7)	0-3 K			0-0 G6-4-3 1B 2-H		0-0 F3		0-3 K		3 0 1 1 0 1 2 1 0 0 0 0 1 0				
Mike Schmidt, R (1, 5) Bruce Benedict, R (6, 2) OBP: 1.000, SLG: 1.000	0-3 K			0-0 G6-4-3 1-2f		0-0 G3			0-0 FC5-4 1B	3 0 0 0 0 1 3 1 0 1 0 0 0 0				
Gary Carter, R (1, 2) Leon Durham, L (6, 9)		0-0 F9		0-0 F8			0-0 1-3		0-3 K	2 0 0 0 0 0 0 2 0 0 0 0 1 1				
Ozzie Smith, S (1, 6) OBP: 0.500, SLG: 0.500 Willie McGee, S (5, 8) OBP: 0.500, SLG: 0.500		0-0 F7			0-0 1B 1B		0-0 FC5-4 1B		0-0 F8	2 1 1 0 0 0 0 2 0 1 0 0 0 1				
Mario Soto, R (1, 1) Atlee Hammaker, S (3, 1) Bill Dawley, R (3, 1) Dickie Thon, R (5, PH) OBP: 0.333, SLG: 0.333 (5, 6)		0-0 5-3			0-0 FC5-4 1B 1-2 1B		0-0 FC5-4 1B 1-2f		0-0 FC5-4 1-2f	1 0 0 0 0 0 0 0 0 0 0 0 0 0 0 0 0 0 0 0 0 3 0 1 0 0 0 2				
Inning Stats	R: 1 H: 0 E: 2 LOB: 2 K: 3 BB: 1 S: 11 P: 15	R: 0 H: 0 E: 0 LOB: 0 K: 0 BB: 0 S: 3 P: 3	R: 0 H: 0 E: 0 LOB: 0 K: 1 BB: 0 S: 5 P: 5	R: 1 H: 2 E: 0 LOB: 0 K: 0 BB: 0 S: 4 P: 4	R: 1 H: 3 E: 0 LOB: 1 K: 0 BB: 0 S: 5 P: 5	R: 0 H: 0 E: 0 LOB: 0 K: 0 BB: 0 S: 3 P: 3	R: 0 H: 2 E: 0 LOB: 2 K: 0 BB: 0 S: 5 P: 5	R: 0 H: 0 E: 0 LOB: 0 K: 1 BB: 0 S: 5 P: 5	R: 0 H: 1 E: 0 LOB: 1 K: 1 BB: 0 S: 6 P: 6	1B: 7 SF: 0 2B: 1 SAC: 0 3B: 0 DP: 2 HR: 0 HBP: 0		WP: 0 PA: 36 PB: 0 SB: 2 CS: 0		
PITCHER	IP WLS BF H R ER SO BB IBB HBP BLK WP HR S P ERA WHIP											PITCHER	IP WLS BF H R ER SO BB IBB HBP BLK WP HR S P ERA WHIP	
Dave Stieb, R (1, 1) ERA:	3.0 W 12 0 1 0 4 1 0 0 0 0 0 0 19 23 0.00 0.333													
Rick Honeycutt, L (4, 1) ERA: 9.0	2.0 9 5 2 2 0 0 0 0 0 0 0 0 9 9 9.00 2.500													
Bob Stanley, R (6, 1) ERA:	2.0 8 2 0 0 0 0 0 0 0 0 0 0 8 8 0.00 1.000													
Matt Young, L (8, 1) ERA:	1.0 3 0 0 0 1 0 0 0 0 0 0 0 5 5 0.00 0.000													
Dan Quisenberry, R (9, 1) ERA:	1.0 4 1 0 0 1 0 0 0 0 0 0 0 6 6 0.00 1.000													



Batter	1	2	3	4	5	6	7	8	9
Rod Carew, L OBP: 0.750, SLG: 0.667 Eddie Murray, S	0-0 E BB SF8 1B	4-0 IBB	0-0 1-3 2-H HR 1B		0-0 1-3		0-0 G3	0-0 3-1	
Robin Yount, R Cal Ripken Jr., R	0-3 K	0-0 SF8 3-H	4-0 HR IBB		0-0 6-3		4-0 2B BB		
Fred Lynn, L Willie Wilson, S	4-0 E BB 1-2	0-3 K	0-0 1-H 2-H 3-H HR			0-3 K	0-0 1-3 2B		
Jim Rice, R Ben Oglivie, L Matt Young, L Dan Quisenberry, R	0-0 E5 1-2 2-3		0-0 HR P4			0-0 1B	0-3 K		
George Brett, L	0-0 SF8 3-H		0-0 1B 3B	0-0 F7		0-3 K		0-0 1B SF 2B	
Ted Simmons, S Lance Parrish, R Cecil Cooper, L Bob Boone, R	0-0 3-1		0-0 P4	0-3 K		0-0 F8		0-0 SF 6-3 1B	
Dave Winfield, R Ron Kittle, R		0-0 E SF8 2B	0-0 1B 1B	0-0 1B			0-0 3B 1B	0-3 K	
Manny Trillo, R Lou Whitaker, L		0-0 E4 SH1 2-3	0-0 1B HR 1B	0-0 F7			0-0 1-H 2B 3B	0-0 SF 1-3 3-H	
Dave Stieb, R Doug DeCinces, R Rick Honeycutt, L Gary Ward, R Bob Stanley, R Carl Yastrzemski, L Rickey Henderson, R		0-0 SH1 1-2	0-0 F8		0-0 F8		0-3 K	0-0 6-3	

Inning Stats	R: 1 E: 1 K: 1 S: 7	H: 1 LOB: 2 BB: 1 P: 11	R: 1 E: 1 K: 1 S: 7	H: 1 LOB: 2 BB: 1 P: 11	R: 7 E: 0 K: 0 S: 9	H: 6 LOB: 0 BB: 1 P: 13	R: 0 E: 0 K: 1 S: 6	H: 1 LOB: 1 BB: 0 P: 6	R: 0 E: 0 K: 0 S: 3	H: 0 LOB: 0 BB: 0 P: 3	R: 0 E: 0 K: 2 S: 8	H: 1 LOB: 1 BB: 0 P: 8	R: 2 E: 0 K: 2 S: 10	H: 3 LOB: 2 BB: 1 P: 14	R: 2 E: 1 K: 1 S: 8	H: 2 LOB: 1 BB: 0 P: 8
--------------	------------------------------	----------------------------------	------------------------------	----------------------------------	------------------------------	----------------------------------	------------------------------	---------------------------------	------------------------------	---------------------------------	------------------------------	---------------------------------	-------------------------------	----------------------------------	------------------------------	---------------------------------


PITCHER	IP	WLS	BF	H	R	ER	SO	BB	IBB	HBP	BLK	WP	HR	S	P	ERA	WHIP
Mario Soto, R ERA: 2.0	2.0	L	12	2	2	0	2	1	1	0	0	0	0	14	22	0.00	1.500
Atlee Hammaker, L ERA: 94.5	3.1		9	6	7	7	0	0	1	0	0	0	2	8	12	94.50	9.000
Bill Dawley, R ERA: 0.750	3.1		5	1	0	0	1	0	0	0	0	0	0	7	7	0.00	0.750
Dave Dravecky, L ERA: 0.500	5.1		7	1	0	0	2	0	0	0	0	0	0	11	11	0.00	0.500
Pascual Perez, R ERA: 27.0	7.1		6	3	2	2	1	1	0	0	0	0	0	7	11	27.00	6.000

AB	R	H	RBI	BB	SO	LOB
3	2	2	1	1	0	0
2	0	0	0	0	0	2
2	1	0	1	1	1	1
0	0	0	0	1	0	0
3	1	1	4	1	2	2
1	0	1	1	0	0	0
4	1	2	1	0	0	2
1	0	0	0	0	1	2
0	0	0	0	0	0	0
0	0	0	0	0	0	0
4	2	2	1	0	1	1
2	0	0	0	0	0	3
2	0	0	0	0	1	1
1	1	1	0	0	0	0
0	0	0	0	0	0	0
3	2	3	1	0	0	0
2	1	1	0	0	1	2
3	1	1	0	0	0	2
1	1	1	2	0	0	0
0	0	0	0	0	0	0
1	0	0	0	0	0	0
1	0	0	0	0	1	1
1	0	0	1	0	0	1


WP	HR	S	P	ERA	WHIP
0	0	3	3	0.00	0.000
0	0	8	8	9.00	2.000

National League All-Stars @ American League All-Stars
Comiskey Park, Chicago, IL
 Wed Jul 06 1983, 8:05 PM EDT
 Att. 43,801 - Unknown

AB 38
R 13
H 15
RBI 13
BB 4
SO 8
LOB 22



WP	HR	S	P	ERA	WHIP
0	0	3	3	0.00	0.000
0	0	8	8	9.00	2.000

Batter	1	2	3	4	5	6	7	8	9	AB R H RBI BB SO LOB	TOP														
Lou Whitaker, L (1, 4) OBP: 0.667, SLG: 1.000 Damaso Garcia, R (6, 4)	0-0 2B		0-0 1-3 1B			0-0 G1		0-0 F6		3 0 2 0 0 0 0 1 0 0 0 0 0 0	<p>American League All-Stars @ National League All-Stars Candlestick Park, San Francisco, CA</p> <p>Tue Jul 10 1984, 8:05 PM EDT Att: 57,756 - Unknown</p> <p>livebaseballscores.com</p> <table border="1"> <tr><td>AB</td><td>32</td></tr> <tr><td>R</td><td>1</td></tr> <tr><td>H</td><td>7</td></tr> <tr><td>RBI</td><td>1</td></tr> <tr><td>BB</td><td>0</td></tr> <tr><td>SO</td><td>11</td></tr> <tr><td>LOB</td><td>9</td></tr> </table> 	AB	32	R	1	H	7	RBI	1	BB	0	SO	11	LOB	9
AB	32																								
R	1																								
H	7																								
RBI	1																								
BB	0																								
SO	11																								
LOB	9																								
Rod Carew, L (1, 3) Eddie Murray, S (4, 3) OBP: 0.500, SLG: 1.000	0-3 K		0-0 1-2 3-Hr G3-2			0-0 2B		0-3 K	2 0 0 0 0 1 3 2 0 1 0 0 1 0																
Cal Ripken Jr., R (1, 6) Alfredo Griffin, S (6, 6) Don Mattingly, L (9, PH)	0-0 5-3		0-0 G5-3			0-0 5-3		0-0 F7	3 0 0 0 0 0 3 0 0 0 0 0 0 0 1 0 0 0 0 0 0																
Dave Winfield, R (1, 7) OBP: 0.250, SLG: 0.500 (4, 9)	0-0 5-3			0-3 K		0-0 F7		0-0 2B	4 0 1 0 0 1 2																
Reggie Jackson, L (1, 9) Rickey Henderson, R (4, 7) (8, 8)		0-0 F6		0-3 K		0-0 F9		0-3 K	2 0 0 0 0 1 0 2 0 0 0 0 1 1																
George Brett, L (1, 5) OBP: 0.333, SLG: 1.333 Bill Caudill, R (7, 1) Willie Hernandez, L (8, 1)		0-0 HR		0-3 K		0-0 F7			3 1 1 1 0 1 0 0 0 0 0 0 0 0 0 0 0 0 0 0 0																
Lance Parrish, R (1, 2) Jim Sundberg, R (5, 2)		0-3 K		0-3 K		0-0 F7			2 0 0 0 0 2 0 1 0 0 0 0 0 0																
Chet Lemon, R (1, 8) OBP: 0.500, SLG: 0.500 Jim Rice, R (8, PH) (8, 7)		0-0 PO 1B		0-3 K		0-3 K		0-3 K	2 0 1 0 0 1 0 1 0 0 0 0 1 0																
Dave Stieb, R (1, 1) Andre Thornton, R (3, PH) OBP: 1.000, SLG: 1.000 Jack Morris, R (3, 1) Alvin Davis, L (5, PH) Richard Dotson, R (5, 1) Buddy Bell, R (7, 5)		0-0 PO	0-0 1B G3-2 1B		0-3 K		0-0 F6		0 0 0 0 0 0 0 1 0 1 0 0 0 0 0 0 0 0 0 0 0 1 0 0 0 0 1 0 0 0 0 0 0 0 0 1 0 0 0 0 0 0																
Inning Stats	R: 0 H: 1 E: 0 LOB: 1 K: 1 BB: 0 S: 6 P: 6	R: 1 H: 2 E: 0 LOB: 0 K: 1 BB: 0 S: 6 P: 6	R: 0 H: 2 E: 0 LOB: 1 K: 0 BB: 0 S: 4 P: 4	R: 0 H: 0 E: 0 LOB: 0 K: 3 BB: 0 S: 9 P: 9	R: 0 H: 0 E: 0 LOB: 0 K: 3 BB: 0 S: 9 P: 9	R: 0 H: 1 E: 0 LOB: 1 K: 0 BB: 0 S: 4 P: 4	R: 0 H: 0 E: 0 LOB: 0 K: 0 BB: 0 S: 3 P: 3	R: 0 H: 0 E: 0 LOB: 0 K: 1 BB: 0 S: 5 P: 5	R: 0 H: 1 E: 0 LOB: 1 K: 2 BB: 0 S: 8 P: 8	1B: 3 SF: 0 2B: 4 SAC: 0 3B: 0 DP: 1 HR: 1 HBP: 0	WP: 0 PA: 33 PB: 0 SB: 0 CS: 0														
PITCHER	IP WLS BF H R ER SO BB IBB HBP BLK WP HR S P ERA WHIP												PITCHER	IP WLS BF H R ER SO BB IBB HBP BLK WP HR S P ERA WHIP											
Charlie Lea, R (1, 1) ERA: 4.5	2.0 W 8 3 1 1 2 0 0 0 0 0 0 1 12 12 4.50 1.500																								
Fernando Valenzuela, L (3, 1) ERA:	2.0 7 2 0 0 3 0 0 0 0 0 0 0 13 13 0.00 1.000																								
Dwight Gooden, R (5, 1) ERA:	2.0 7 1 0 0 3 0 0 0 0 0 0 0 13 13 0.00 0.500																								
Mario Soto, R (7, 1) ERA:	2.0 6 0 0 0 1 0 0 0 0 0 0 0 8 8 0.00 0.000																								
Rich Gossage, R (9, 1) ERA:	1.0 S 4 1 0 0 2 0 0 0 0 0 0 0 8 8 0.00 1.000																								

Batter	1	2	3	4	5	6	7	8	9
Tony Gwynn, L (1, 7) OBP: 0.333, SLG: 0.333 Tim Raines, S (6, 7)	0-0 4-3		0-3 K		0-0 4-3 S 1B		0-3 K		
Ryne Sandberg, R (1, 4) OBP: 0.250, SLG: 0.250	0-0 4-3		0-0 S 1B		0-0 4-3 1-3		0-3 K		
Steve Garvey, R (1, 3) OBP: 0.333, SLG: 0.333 Keith Hernandez, L (6, 3)	0-0 E9 E 1B		0-0 F7 1-2		0-0 4-3		0-3 K		
Dale Murphy, R (1, 8) OBP: 0.750, SLG: 1.667	0-0 E2 2-H 1B		4-0 BB		0-0 F9			0-0 HR	
Mike Schmidt, R (1, 5) Tim Wallach, R (7, 5)	0-3 K2-3		0-0 1-3		0-3 K			0-0 5-3	
Darryl Strawberry, L (1, 9) OBP: 0.500, SLG: 0.500 Claudell Washington, L (5, 9) OBP: 0.500, SLG: 1.000		0-3 K		0-0 S 1B		0-0 FC6-4 2B		0-3 K	
Gary Carter, R (1, 2) OBP: 0.667, SLG: 2.000 Jody Davis, R (7, 2) Rich Gossage, R (9, 1)		0-0 HR		0-0 F5		4-0 FC6-4 BB		0-0 F7	
Ozzie Smith, S (1, 6)		0-0 4-3		0-0 F5		0-0 FC6-4 1-2f 2-3			
Charlie Lea, R (1, 1) Chili Davis, S (2, PH) Fernando Valenzuela, L (3, 1) Jerry Mumphrey, S (4, PH) Dwight Gooden, R (5, 1) Bob Brenly, R (6, PH) Mario Soto, R (7, 1) Tony Peña, R (9, 2)		0-0 L5		0-3 K 1-2		0-3 K 1-2			

AB	R	H	RBI	BB	SO	LOB
3	0	1	0	0	1	0
1	0	0	0	0	1	0
4	0	1	0	0	1	1
3	1	1	0	0	0	2
1	0	0	0	0	1	0
3	1	2	1	1	0	1
3	0	0	0	0	2	3
1	0	0	0	0	0	0
2	0	1	0	0	1	0
2	0	1	0	0	1	0
2	1	1	1	1	0	1
1	0	0	0	0	0	0
0	0	0	0	0	0	0
3	0	0	0	0	0	3
0	0	0	0	0	0	0
1	0	0	0	0	0	0
0	0	0	0	0	0	0
1	0	0	0	0	1	1
0	0	0	0	0	0	0
1	0	0	0	0	1	2
0	0	0	0	0	0	0
0	0	0	0	0	0	0

BOTTOM

American League All-Stars @ National League All-Stars
Candlestick Park, San Francisco, CA
 Tue Jul 10 1984, 8:05 PM EDT
 Att. 57,756 - Unknown

livebaseballscorecards.com

AB	32
R	3
H	8
RBI	2
BB	2
SO	10
LOB	14



Inning Stats	R	H	E	K	S	P	BB	IBB	HBP	BLK	WP	HR	S	P	ERA	WHIP	
R: 1 E: 2 K: 1 S: 7	H: 2 LOB: 1 BB: 0 P: 7	R: 1 E: 0 K: 1 S: 6	H: 1 LOB: 0 BB: 0 P: 6	R: 0 E: 0 K: 1 S: 6	H: 1 LOB: 2 BB: 1 P: 10	R: 0 E: 0 K: 1 S: 6	H: 1 LOB: 1 BB: 0 P: 6	R: 0 E: 0 K: 0 S: 4	H: 1 LOB: 2 BB: 1 P: 12	R: 0 E: 0 K: 3 S: 9	H: 0 LOB: 0 BB: 0 P: 9	R: 1 E: 0 K: 1 S: 6	H: 1 LOB: 0 BB: 0 P: 6	1B: 5 2B: 1 3B: 0 HR: 2	SF: 0 SAC: 0 DP: 0 HBP: 0	WP: 0 PB: 0 SB: 4 CS: 0	PA: 34

PITCHER	IP	WLS	BF	H	R	ER	SO	BB	IBB	HBP	BLK	WP	HR	S	P	ERA	WHIP
Dave Stieb, R (1, 1) ERA: 4.5	2.0	L	9	3	2	1	2	0	0	0	0	0	1	13	13	4.50	1.500
Jack Morris, R (3, 1) ERA:	2.0		9	2	0	0	2	1	0	0	0	0	0	12	16	0.00	1.500
Richard Dotson, R (5, 1) ERA:	2.0		9	2	0	0	2	1	0	0	0	0	0	12	16	0.00	1.500
Bill Caudill, R (7, 1) ERA:	1.0		3	0	0	0	3	0	0	0	0	0	0	9	9	0.00	0.000
Willie Hernandez, L (8, 1) ERA: 9.0	1.0		4	1	1	1	1	0	0	0	0	0	1	6	6	9.00	1.000

Batter	1	2	3	4	5	6	7	8	9	AB R H RBI BB SO LOB	TOP														
Tony Gwynn, L (1, 7) Jose Cruz, L (2, 7) Tim Raines, S (9, PH) (9, 7)	0-0 4-3		0-0 3-1	4-0 BB		4-0 BB			4-0 2B BB	1 0 0 0 0 0 1 0 0 0 2 0 0 1 0 0 1 0	National League All-Stars @ American League All-Stars Hubert H. Humphrey Metrodome, Minneapolis, MN Tue Jul 16 1985, 8:05 PM EDT Att. 54,960 - Unknown livebaseballscorecards.com														
Tom Herr, S (1, 4) Nolan Ryan, R (4, 1) Tony Peña, R (7, 2)	0-0 F6		0-0 1B 2B	0-0 3-1		0-3 K			0-3 K	3 1 1 0 0 0 2 1 0 0 0 0 1 1 1 0 0 0 0 1 2															
Steve Garvey, R (1, 3) Jack Clark, R (5, 3)	0-0 5-3		0-0 2B 1B		0-0 G6-3				4-0 2B BB	3 0 1 1 0 0 0 1 0 0 0 1 0 0															
Dale Murphy, R (1, 8) Willie McGee, S (5, 8)		0-0 F6	0-0 2B		0-3 K				0-0 2B	3 0 1 0 0 1 0 2 0 1 2 0 0 0															
Darryl Strawberry, L (1, 9) Dave Parker, L (5, 9)		0-0 1B 1B	4-0 BB		1-0 2B 1B HBP				0-3 K	1 2 1 0 1 0 0 2 0 0 0 0 1 2															
Graig Nettles, L (1, 5) Tim Wallach, R (4, 5)		0-0 F7	0-0 F5		0-0 1B 2B				0-3 K	2 0 0 0 0 0 4 2 1 1 0 1 1 0															
Terry Kennedy, L (1, 2) Ozzie Virgil, R (4, 2) Fernando Valenzuela, L (7, 1) Pete Rose, S (8, PH) (8, 1) Jeff Reardon, R (9, PH) (9, 1) Rich Gossage, R (9, 1)		0-0 2-H 1B		0-0 G3		0-0 1B			0-3 K	2 0 1 1 0 0 0 1 0 1 2 0 0 0 0 0 0 0 0 0 0 1 0 0 0 0 0 0 0 0 0 0 0 0 0															
Ozzie Smith, S (1, 6)		0-0 P5		0-0 1-3		0-0 F8			0-0 F8	4 0 0 0 0 0 1															
LaMarr Hoyt, R (1, 1) Garry Templeton, S (4, PH) (4, 4) Ryne Sandberg, R (4, 4)			0-3 K	0-0 BB 1B		0-3 K			4-0 BB BB 2B BB	1 0 0 0 0 1 0 1 0 1 0 0 0 0 1 1 0 0 1 1 0															
Inning Stats	R: 0 E: 0 K: 0 S: 3	H: 0 LOB: 0 BB: 0 P: 3	R: 1 E: 0 K: 1 S: 5	H: 2 LOB: 1 BB: 0 P: 5	R: 1 E: 0 K: 1 S: 8	H: 3 LOB: 3 BB: 1 P: 12	R: 0 E: 0 K: 0 S: 4	H: 1 LOB: 2 BB: 1 P: 8	R: 2 E: 0 K: 1 S: 6	H: 2 LOB: 1 BB: 0 P: 7		R: 0 E: 0 K: 2 S: 7	H: 0 LOB: 1 BB: 1 P: 11	R: 0 E: 0 K: 0 S: 3	H: 0 LOB: 0 BB: 0 P: 3	R: 0 E: 0 K: 1 S: 5	H: 0 LOB: 0 BB: 0 P: 5	R: 2 E: 0 K: 3 S: 10	H: 1 LOB: 3 BB: 4 P: 26	1B: 5 2B: 4 3B: 0 HR: 0	SF: 0 SAC: 0 DP: 0 HBP: 1	WP: 0 PB: 0 SB: 2 CS: 0	PA: 43		
PITCHER	IP WLS BF H R ER SO BB IBB HBP BLK WP HR S P ERA WHIP	IP WLS BF H R ER SO BB IBB HBP BLK WP HR S P ERA WHIP	IP WLS BF H R ER SO BB IBB HBP BLK WP HR S P ERA WHIP	IP WLS BF H R ER SO BB IBB HBP BLK WP HR S P ERA WHIP	IP WLS BF H R ER SO BB IBB HBP BLK WP HR S P ERA WHIP	IP WLS BF H R ER SO BB IBB HBP BLK WP HR S P ERA WHIP	IP WLS BF H R ER SO BB IBB HBP BLK WP HR S P ERA WHIP	IP WLS BF H R ER SO BB IBB HBP BLK WP HR S P ERA WHIP	IP WLS BF H R ER SO BB IBB HBP BLK WP HR S P ERA WHIP	IP WLS BF H R ER SO BB IBB HBP BLK WP HR S P ERA WHIP	IP WLS BF H R ER SO BB IBB HBP BLK WP HR S P ERA WHIP	IP WLS BF H R ER SO BB IBB HBP BLK WP HR S P ERA WHIP	IP WLS BF H R ER SO BB IBB HBP BLK WP HR S P ERA WHIP	IP WLS BF H R ER SO BB IBB HBP BLK WP HR S P ERA WHIP	IP WLS BF H R ER SO BB IBB HBP BLK WP HR S P ERA WHIP	IP WLS BF H R ER SO BB IBB HBP BLK WP HR S P ERA WHIP	IP WLS BF H R ER SO BB IBB HBP BLK WP HR S P ERA WHIP	IP WLS BF H R ER SO BB IBB HBP BLK WP HR S P ERA WHIP	IP WLS BF H R ER SO BB IBB HBP BLK WP HR S P ERA WHIP	IP WLS BF H R ER SO BB IBB HBP BLK WP HR S P ERA WHIP	IP WLS BF H R ER SO BB IBB HBP BLK WP HR S P ERA WHIP	IP WLS BF H R ER SO BB IBB HBP BLK WP HR S P ERA WHIP	IP WLS BF H R ER SO BB IBB HBP BLK WP HR S P ERA WHIP	IP WLS BF H R ER SO BB IBB HBP BLK WP HR S P ERA WHIP	IP WLS BF H R ER SO BB IBB HBP BLK WP HR S P ERA WHIP



Batter	1	2	3	4	5	6	7	8	9	AB	R	H	RBI	BB	SO	LOB
Rickey Henderson, R OBP: 0.333, SLG: 0.333 Paul Molitor, R (1, 8) (7, 5) (9, 8)	0-0 SF7 1B		0-0 5-3 1-2		0-3 K		0-3 K			3	1	1	0	0	1	3
Lou Whitaker, L Damaso Garcia, R OBP: 0.500, SLG: 0.500 (1, 4) (6, 4)	0-0 F9		0-0 F9			0-0 F9		0-0 1B		2	0	0	0	0	0	2
George Brett, L Phil Bradley, R Dan Petry, R Willie Hernandez, L (1, 5) (7, 8) (9, 1) (9, 1)	0-0 SF7 1-H			0-0 4-3		4-0 1B BB		0-3 K 1-3		1	0	0	1	1	0	0
Eddie Murray, S Tom Brunansky, R (1, 3) (7, 9)	0-0 P6			0-0 F2		0-0 L7		0-0 6-3		3	0	0	0	0	0	1
Cal Ripken Jr., R OBP: 0.333, SLG: 0.333 Alan Trammell, R (1, 6) (7, 6)		0-0 6-3		0-0 6-3		0-0 1B			0-0 5-3	3	0	1	0	0	0	0
Dave Winfield, R OBP: 0.333, SLG: 0.333 Donnie Moore, L Wade Boggs, L (1, 9) (7, 1) (9, 5)		0-0 4-3			0-0 S 1B	0-0 4-3			4-0 BB	3	0	1	0	0	0	2
Jim Rice, R (1, 7)		0-0 F9			0-3 K 1-2		4-0 F8 WP BB		0-3 K	3	0	0	0	1	2	2
Carlton Fisk, R Ernie Whitt, L Gary Ward, R Rich Gedman, L (1, 2) (6, 2) (7, PH) (8, 2)			0-0 F8		0-0 F7		0-0 L3 1-2		0-3 K	2	0	0	0	0	0	1
Jack Morris, R Jimmy Key, R Harold Baines, L Bert Blyleven, R Cecil Cooper, L Dave Stieb, R Don Mattingly, L (1, 1) (3, 1) (3, PH) (4, 1) (5, PH) (6, 1) (7, 3)			0-0 5-3 1B		4-0 BB		0-0 F8 2-3			0	0	0	0	0	0	0

Inning Stats	R: 1	H: 1	E: 0	LOB: 0	K: 0	BB: 0	S: 4	P: 4	R: 0	H: 0	E: 0	LOB: 0	K: 0	BB: 0	S: 3	P: 3	R: 0	H: 1	E: 0	LOB: 1	K: 0	BB: 0	S: 4	P: 4	R: 0	H: 0	E: 0	LOB: 0	K: 0	BB: 0	S: 3	P: 3	R: 0	H: 1	E: 0	LOB: 2	K: 2	BB: 1	S: 8	P: 12	R: 0	H: 1	E: 0	LOB: 2	K: 0	BB: 1	S: 4	P: 8	R: 0	H: 0	E: 0	LOB: 1	K: 1	BB: 1	S: 5	P: 9	R: 0	H: 1	E: 0	LOB: 0	K: 1	BB: 0	S: 5	P: 5	R: 0	H: 0	E: 0	LOB: 1	K: 2	BB: 1	S: 7	P: 11	1B: 5	SF: 1	2B: 1	SAC: 0	3B: 0	DP: 1	HR: 0	HBP: 0
--------------	------	------	------	--------	------	-------	------	------	------	------	------	--------	------	-------	------	------	------	------	------	--------	------	-------	------	------	------	------	------	--------	------	-------	------	------	------	------	------	--------	------	-------	------	-------	------	------	------	--------	------	-------	------	------	------	------	------	--------	------	-------	------	------	------	------	------	--------	------	-------	------	------	------	------	------	--------	------	-------	------	-------	-------	-------	-------	--------	-------	-------	-------	--------


BOTTOM

National League All-Stars @ American League All-Stars
Hubert H. Humphrey Metrodome, Minneapolis, MN

Tue Jul 16 1985, 8:05 PM EDT
Att. 54,960 - Unknown

AB	30
R	1
H	5
RBI	1
BB	4
SO	6
LOB	16

WP: 1 PA: 35
PB: 0
SB: 4
CS: 0



PITCHER	IP	WLS	BF	H	R	ER	SO	BB	IBB	HBP	BLK	WP	HR	S	P	ERA	WHIP
LaMarr Hoyt, R ERA:	(1, 1)	3.0	W	11	2	1	0	0	0	0	0	0	0	11	11	0.00	0.667
Nolan Ryan, R ERA:	(4, 1)	3.0		13	2	0	2	2	0	0	0	0	0	15	23	0.00	1.333
Fernando Valenzuela, L ERA:	(7, 1)	1.0		4	0	0	1	1	0	0	0	1	0	5	9	0.00	1.000
Jeff Reardon, R ERA:	(8, 1)	1.0		3	1	0	1	0	0	0	0	0	0	5	5	0.00	1.000
Rich Gossage, R ERA:	(9, 1)	1.0		4	0	0	2	1	0	0	0	0	0	7	11	0.00	1.000

Batter	1	2	3	4	5	6	7	8	9	AB R H RBI BB SO LOB	TOP		
Kirby Puckett, R OBP: 0.500, SLG: 0.333 (1, 8) X	0-0 FC4-6 1B		0-0 F9		0-0 6-3			4-0 S BB BB		3 0 1 0 1 0 0	<p>American League All-Stars @ National League All-Stars Astrodome, Houston, TX</p> <p>Tue Jul 15 1986, 8:05 PM EDT Att: 45,774 - Unknown</p>		
Rickey Henderson, R Lloyd Moseby, L (1, 7) X (6, 7)	0-0 FC4-6 BLK 1-2f		0-3 K			0-0 P6		4-0 S BB		3 0 0 0 0 1 1 0 0 0 0 1 0 0			
Wade Boggs, L OBP: 0.333, SLG: 0.333 (1, 5) X (8, PH) Brook Jacoby, R (8, 5)	0-0 F7 1-2		0-0 E4			0-0 1B		0-3 K		3 0 1 0 0 0 1 1 0 0 0 0 1 2			
Lance Parrish, R Jim Rice, R Rich Gedman, L (1, 2) X (8, PH) (8, 2)	0-0 F6		0-0 F8			0-0 F8		0-3 K		3 0 0 0 0 0 3 1 0 0 0 0 1 2 0 0 0 0 0 0 0			
Wally Joyner, L Don Mattingly, L (1, 3) X (4, PH) (4, 3)		0-0 P6		0-3 K		0-0 4-3		0-3 K		1 0 0 0 0 0 0 3 0 0 0 0 2 3			
Cal Ripken Jr., R Tony Fernandez, S (1, 6) X (9, 6)		0-0 6-3		0-3 K			0-3 K		0-0 1-3	4 0 0 0 0 2 0 0 0 0 0 0 0 0			
Dave Winfield, R OBP: 1.000, SLG: 2.000 (1, 9) X Jesse Barfield, R (4, PH) (4, 9)		0-0 HR 2B		0-3 K			0-3 K		0-0 F5	1 1 1 0 0 0 0 3 0 0 0 0 2 0			
Lou Whitaker, L OBP: 0.500, SLG: 2.000 (1, 4) X Frank White, R (7, PH) OBP: 0.500, SLG: 2.000 (7, 4)		0-0 HR 2-H		0-3 K		0-0 HR		0-0 F7		2 1 1 2 0 1 0 2 1 1 1 0 0 0			
Roger Clemens, R Teddy Higuera, S Harold Baines, L Charlie Hough, R Dave Righetti, L Don Aase, R (1, 1) (4, 1) (7, PH) (7, 1) (8, 1) (8, 1)		0-3 K		0-3 K		0-0 4-3				1 0 0 0 0 1 0 1 0 0 0 0 1 0 1 0 0 0 0 0 0 0 0 0 0 0 0 0 0 0 0 0 0 0 0 0 0 0 0 0 0 0			
Inning Stats	R: 0 H: 1 E: 0 LOB: 1 K: 0 BB: 0 S: 4 P: 4	R: 2 H: 2 E: 0 LOB: 0 K: 1 BB: 0 S: 7 P: 7	R: 0 H: 0 E: 1 LOB: 1 K: 1 BB: 0 S: 6 P: 6	R: 0 H: 0 E: 0 LOB: 0 K: 3 BB: 0 S: 9 P: 9	R: 0 H: 0 E: 0 LOB: 0 K: 2 BB: 0 S: 7 P: 7	R: 0 H: 1 E: 0 LOB: 1 K: 0 BB: 0 S: 4 P: 4	R: 1 H: 1 E: 0 LOB: 0 K: 2 BB: 0 S: 8 P: 8	R: 0 H: 0 E: 0 LOB: 2 K: 3 BB: 2 S: 9 P: 17	R: 0 H: 0 E: 0 LOB: 0 K: 0 BB: 0 S: 3 P: 3	1B: 2 SF: 0 2B: 1 SAC: 0 3B: 0 DP: 0 HR: 2 HBP: 0		WP: 0 PA: 35 PB: 0 SB: 2 CS: 0	
PITCHER	IP WLS BF H R ER SO BB IBB HBP BLK WP HR S P ERA WHIP											PITCHER	IP WLS BF H R ER SO BB IBB HBP BLK WP HR S P ERA WHIP
Dwight Gooden, R ERA: 6.0 (1, 1)	3.0 L 13 3 2 2 2 0 0 0 0 1 0 1 17 17 6.00 1.000												
Fernando Valenzuela, L ERA: (4, 1)	3.0 10 1 0 0 5 0 0 0 0 0 0 0 20 20 0.00 0.333												
Mike Scott, R ERA: 9.0 (7, 1)	1.0 4 1 1 1 2 0 0 0 0 0 0 1 8 8 9.00 1.000												
Sid Fernandez, L ERA: (8, 1)	1.0 5 0 0 0 3 2 0 0 0 0 0 0 9 17 0.00 2.000												
Mike Krukow, R ERA: (9, 1)	1.0 3 0 0 0 0 0 0 0 0 0 0 0 3 3 0.00 0.000												

livebaseballscores.com

AB	33
R	3
H	5
RBI	3
BB	2
SO	12
LOB	12



Batter	1	2	3	4	5	6	7	8	9	AB	R	H	RBI	BB	SO	LOB
Tony Gwynn, L (1, 7) Steve Sax, R (7, 4) OBP: 1.000, SLG: 1.000	0-0 L7			0-3 K		0-0 G3		0-0 S 1B		3	0	0	0	0	1	0
Ryne Sandberg, R (1, 4) Mike Scott, R (7, 1) Sid Fernandez, L (8, 1) Glenn Davis, R (8, PH) Mike Krukow, R (9, 1)	0-3 K			0-0 F7		0-3 K		0-0 2-H 1B		3	0	0	0	0	2	0
Keith Hernandez, L (1, 3)	0-0 3-1			0-0 F8				0-0 F9		4	0	0	0	0	0	0
Gary Carter, R (1, 2) Jody Davis, R (8, 2) Tony Peña, R (9, PR)		0-0 F8			0-0 5-3			0-0 F9		3	0	0	0	0	0	0
Darryl Strawberry, L (1, 9) Dave Parker, L (6, 9) OBP: 0.500, SLG: 0.500		0-3 K			0-0 BB 1B			0-0 G3		2	0	1	0	0	1	0
Mike Schmidt, R (1, 5) Chris Brown, R (6, 5) OBP: 0.500, SLG: 1.000		0-0 F8			4-0 1-2 BB			0-0 WP PB 2B		1	0	0	0	1	0	0
Dale Murphy, R (1, 8) Chili Davis, S (7, 8)			0-0 G6-3		0-0 F8			0-3 K 2-3		2	0	0	0	0	0	2
Ozzie Smith, S (1, 6) Hubie Brooks, R (5, PH) (6, 6)			0-0 4-3		0-0 4-3			0-3 K BLK 1B		1	0	0	0	0	0	0
Dwight Gooden, R (1, 1) Kevin Bass, S (3, PH) Fernando Valenzuela, L (4, 1) Tim Raines, S (6, PH) (7, 7)			0-0 4-3			0-0 F8		0-3 K 1-2		0	0	0	0	0	0	0

Inning Stats	R: 0	H: 0	E: 0	K: 5	S: 5	R: 0	H: 0	E: 0	K: 5	S: 5	R: 0	H: 0	E: 0	K: 1	S: 3	R: 0	H: 0	E: 0	K: 1	S: 5	R: 0	H: 1	E: 0	K: 4	S: 8	R: 0	H: 0	E: 0	K: 1	S: 5	R: 0	H: 0	E: 0	K: 3	S: 12	R: 2	H: 2	E: 0	K: 3	S: 12	R: 0	H: 2	E: 0	K: 4	S: 4	1B: 4	2B: 1	3B: 0	HR: 0	SF: 0	SAC: 0	DP: 1	HBP: 0	WP: 1	PB: 1	SB: 1	CS: 0	PA: 33
PITCHER	IP	WLS	BF	H	R	ER	SO	BB	IBB	HBP	BLK	WP	HR	S	P	ERA	WHIP																																									
Roger Clemens, R (1, 1) ERA:	3.0		9	0	0	0	2	0	0	0	0	0	0	13	13	0.00	0.000																																									
Teddy Higuera, L (4, 1) ERA:	3.0		11	1	0	0	2	1	0	0	0	0	0	14	18	0.00	0.667																																									
Charlie Hough, R (7, 1) ERA: 5.4	1.2		8	2	2	1	3	0	0	0	1	1	0	14	14	5.40	1.200																																									
Dave Righetti, L (8, 1) ERA:	0.2		4	2	0	0	0	0	0	0	0	0	0	4	4	0.00	3.000																																									
Don Aase, R (9, 1) ERA:	0.2	S	1	0	0	0	0	0	0	0	0	0	0	1	1	0.00	0.000																																									


BOTTOM

American League All-Stars @ National League All-Stars

Astrodome, Houston, TX

Tue Jul 15 1986, 8:05 PM EDT
Att. 45,774 - Unknown

AB	32
R	2
H	5
RBI	1
BB	1
SO	7
LOB	9



PITCHER	IP	WLS	BF	H	R	ER	SO	BB	IBB	HBP	BLK	WP	HR	S	P	ERA	WHIP
Roger Clemens, R (1, 1) ERA:	3.0		9	0	0	0	2	0	0	0	0	0	0	13	13	0.00	0.000
Teddy Higuera, L (4, 1) ERA:	3.0		11	1	0	0	2	1	0	0	0	0	0	14	18	0.00	0.667
Charlie Hough, R (7, 1) ERA: 5.4	1.2		8	2	2	1	3	0	0	0	1	1	0	14	14	5.40	1.200
Dave Righetti, L (8, 1) ERA:	0.2		4	2	0	0	0	0	0	0	0	0	0	4	4	0.00	3.000
Don Aase, R (9, 1) ERA:	0.2	S	1	0	0	0	0	0	0	0	0	0	0	1	1	0.00	0.000

Batter	1	2	3	4	5	6	7	8	9	10	11	12	13	AB R H RBI BB SO LOB	TOP														
Eric Davis, R (1, 7) Tim Raines, S (6, 7) OBP: 1.000, SLG: 1.667	0-0 6-3		0-0 5-3			0-3 K			0-0 ES 1B		0-0 1B		0-0 3B	3 0 0 0 0 1 0 3 0 3 2 0 0 0	National League All-Stars @ American League All-Stars Oakland-Alameda County Coliseum, Oakland, CA Tue Jul 14 1987, 5:05 PM PDT Att. 49,671 - Unknown livebaseballscorecards.com														
Ryne Sandberg, R (1, 4) Juan Samuel, R (4, 4)	0-0 5-3			0-0 G6-3		0-0 4-3			0-0 F9 1-3		0-3 K		0-0 L4	2 0 0 0 0 0 0 4 0 0 0 0 1 3															
Andre Dawson, R (1, 8) Rick Reuschel, R (7, 1) Jeffrey Leonard, R (8, 9)	0-0 2B			0-3 K		0-0 6-3			0-0 F2			0-0 6-3		3 0 1 0 0 1 0 0 0 0 0 0 0 0 2 0 0 0 0 0 1															
Mike Schmidt, R (1, 5) Tim Wallach, R (6, 5)	0-0 5-3			0-0 CS 1B		0-3 K			0-0 1-3			0-3 K		2 0 1 0 0 0 1 3 0 0 0 0 2 0															
Jack Clark, R (1, 3) Keith Hernandez, L (7, 3) OBP: 0.500, SLG: 0.500		0-0 F3		0-0 CS 1-2	0-3 K			0-3 K		0-0 1B		0-3 K		3 0 0 0 0 2 0 2 0 1 0 0 1 0															
Darryl Strawberry, L (1, 9) Bo Diaz, R (5, 2) Ozzie Virgil, R (8, 2) OBP: 0.500, SLG: 0.500		0-0 4-3			0-0 4-3			0-0 F9		0-0 F7			0-0 1B 3B 1B	2 0 0 0 0 0 0 1 0 0 0 0 0 0 2 1 1 0 0 0 1															
Gary Carter, R (1, 2) Orel Hershiser, R (5, 1) Dale Murphy, R (7, 9) John Franco, L (8, 1) Steve Bedrosian, R (9, 1) Pedro Guerrero, R (10, PH) Lee Smith, R (10, 1) Sid Fernandez, L (13, 1)		0-0 6-3			4-0 FC6-4 BB			0-0 F6		0-0 L4			0-3 K	1 0 0 0 1 0 0 0 0 0 0 0 0 0 1 0 0 0 0 0 0 0 0 0 0 0 0 0 1 0 0 0 0 0 1 1 0 0 0 0 1 1 0 0 0 0 0 0 0															
Ozzie Smith, S (1, 6) Hubie Brooks, R (7, 6) OBP: 0.333, SLG: 0.333			0-0 L7		0-0 FC6-4 1-2			0-3 K			0-0 F8		0-0 3B 1B	2 0 0 0 0 0 1 3 1 1 0 0 1 0															
Mike Scott, R (1, 1) Tony Gwynn, L (3, PH) Rick Sutcliffe, L (3, 1) Willie McGee, S (5, 8)			0-0 6-3			0-0 4-3			0-0 4-3			0-0 6-3		0 0 0 0 0 0 0 1 0 0 0 0 0 0 0 0 0 0 0 0 0 4 0 0 0 0 0 2															
Inning Stats	R: 0 E: 0 K: 0 S: 4	H: 1 LOB: 1 BB: 0 P: 4	R: 0 E: 0 K: 0 S: 3	H: 0 LOB: 0 BB: 0 P: 3	R: 0 E: 0 K: 0 S: 3	H: 0 LOB: 0 BB: 0 P: 3	R: 0 E: 0 K: 1 S: 5	H: 1 LOB: 0 BB: 0 P: 5	R: 0 E: 0 K: 1 S: 5	H: 0 LOB: 0 BB: 0 P: 5	R: 0 E: 0 K: 2 S: 7	H: 0 LOB: 0 BB: 0 P: 7	R: 0 E: 0 K: 1 S: 5	H: 0 LOB: 0 BB: 0 P: 5		R: 0 E: 0 K: 0 S: 4	H: 1 LOB: 1 BB: 0 P: 4	R: 0 E: 0 K: 0 S: 4	H: 1 LOB: 1 BB: 0 P: 4	R: 0 E: 0 K: 2 S: 7	H: 0 LOB: 0 BB: 0 P: 7	R: 2 E: 0 K: 1 S: 8	H: 3 LOB: 1 BB: 0 P: 8	1B: 6 2B: 1 3B: 1 HR: 0	SF: 0 SAC: 0 DP: 0 HBP: 0	WP: 0 PB: 0 SB: 1 CS: 1	PA: 48		
PITCHER Bret Saberhagen, R (1, 1) ERA:	IP: 3.0 WLS: 10 BF: 10 H: 1 R: 0 ER: 0 SO: 0 BB: 0 IBB: 0 HBP: 0 BLK: 0 WP: 0 HR: 0 S: 10 P: 10 ERA: 0.00 WHIP: 0.333					PITCHER Tom Henke, R (9, 1) ERA:	IP: 2.2 WLS: 9 BF: 10 H: 2 R: 0 ER: 0 SO: 1 BB: 0 IBB: 0 HBP: 0 BLK: 0 WP: 0 HR: 0 S: 12 P: 12 ERA: 0.00 WHIP: 0.750																						
Jack Morris, R (4, 1) ERA:	2.0 7 1 0 0 2 1 0 0 0 0 0 10 14 0.00 1.000					Jay Howell, R (12, 1) ERA: 9.0	2.0 L 9 3 2 2 3 0 0 0 0 0 15 15 9.00 1.500																						
Mark Langston, L (6, 1) ERA:	2.0 6 0 0 0 3 0 0 0 0 0 0 12 12 0.00 0.000																												
Dan Plesac, L (8, 1) ERA:	1.0 3 0 0 0 1 0 0 0 0 0 0 5 5 0.00 0.000																												
Dave Righetti, L (9, 1) ERA:	0.1 2 1 0 0 0 0 0 0 0 0 0 2 2 0.00 3.000																												




Batter	1	2	3	4	5	6	7	8	9	10	11	12	13	AB	R	H	RBI	BB	SO	LOB
Rickey Henderson, R Mark McGwire, R <small>(1, 8) OBP: 0.333, SLG: 0.333 (6, 3)</small>	G4-3		F8		BB 1B		F9			K		1-3		3	0	1	0	0	0	1
Don Mattingly, L Kevin Seitzer, R <small>(1, 3) (6, 5)</small>	E1 FC4-6		1-2 BB		FC5-4 BB			F4		F8			FC5-4 BB	1	0	0	0	2	0	0
Wade Boggs, L Mark Langston, R Darin Pineda, L Harold Baines, L Dave Righetti, L Tom Henke, R Larry Hanks, R Jay Howell, R Pat Tabler, R <small>.....</small>	FC4-6		F8		FC5-4			F4			6-3 SH1-3 1B		K	3	0	0	0	0	0	0
George Bell, R Matt Nokes, L <small>(1, 7) (7, 2)</small>	P6			G3		5-3		F7			SH1-3		F2	3	0	0	0	0	0	1
Dave Winfield, R <small>(1, 9) (7, 7) OBP: 0.333, SLG: 0.400</small>		L3-6 2B		G4-3		L9			SH1-4 BB		6-3		FC5-4	5	0	1	0	1	0	2
Cal Ripken Jr., R Tony Fernandez, S <small>(1, 6) (6, 6) OBP: 0.500, SLG: 0.500</small>		L3-6		FC6-4 1B		F8			SH1-4			K		2	0	1	0	0	0	1
Terry Kennedy, L Dwight Evans, R <small>(1, 2) (7, 9) OBP: 1.000, SLG: 1.000</small>		K		FC6-4				SH3-4 1B		FC3-6-1-2 BB			1B	2	0	0	0	0	1	1
Willie Randolph, R Harold Reynolds, S <small>(1, 4) (4, 4)</small>			F7		6-3			SH3-4		FC3-6-1-2			B3	1	0	0	0	0	0	0
Bret Saberhagen, R Alan Trammell, R Jack Morris, R Kirby Puckett, R <small>(1, 1) (3, PH) (4, 1) (5, PH) (6, 8)</small>			E6 BB		4-3			K					K	0	0	0	0	0	0	0

Inning Stats	R: 0	H: 0	R: 0	H: 1	R: 0	H: 0	R: 0	H: 1	R: 0	H: 0	R: 0	H: 0	R: 0	H: 0	R: 0	H: 1	R: 0	H: 1	R: 0	H: 0	
E: 1 LOB: 1 K: 0 BB: 0 S: 4 P: 4	E: 0 LOB: 0 K: 1 BB: 0 S: 5 P: 5	E: 1 LOB: 0 K: 0 BB: 1 S: 4 P: 8	E: 0 LOB: 1 K: 0 BB: 0 S: 4 P: 4	E: 0 LOB: 1 K: 0 BB: 0 S: 4 P: 8	E: 0 LOB: 0 K: 0 BB: 0 S: 3 P: 3	E: 0 LOB: 1 K: 1 BB: 0 S: 6 P: 6	E: 0 LOB: 0 K: 0 BB: 0 S: 3 P: 3	E: 0 LOB: 1 K: 1 BB: 0 S: 6 P: 6	E: 0 LOB: 0 K: 0 BB: 0 S: 3 P: 3	E: 0 LOB: 1 K: 1 BB: 2 S: 2 P: 10	E: 0 LOB: 0 K: 2 BB: 0 S: 7 P: 7	E: 0 LOB: 1 K: 1 BB: 0 S: 6 P: 6	E: 0 LOB: 1 K: 1 BB: 0 S: 5 P: 9	E: 0 LOB: 0 K: 1 BB: 1 S: 5 P: 9	E: 0 LOB: 0 K: 1 BB: 0 S: 5 P: 9	E: 0 LOB: 0 K: 1 BB: 1 S: 5 P: 9	E: 0 LOB: 1 K: 1 BB: 0 S: 5 P: 9	E: 0 LOB: 0 K: 1 BB: 0 S: 5 P: 9	E: 0 LOB: 0 K: 1 BB: 0 S: 5 P: 9	E: 0 LOB: 0 K: 1 BB: 0 S: 5 P: 9	E: 0 LOB: 0 K: 1 BB: 0 S: 5 P: 9

National League All-Stars @ American League All-Stars
Oakland-Alameda County Coliseum, Oakland, CA

Tue Jul 14 1987, 5:05 PM PDT
Att: 49,671 - Unknown

AB	42
R	0
H	6
RBI	0
BB	5
SO	7
LOB	21



PITCHER	IP	WLS	BF	H	R	ER	SO	BB	IBB	HBP	BLK	WP	HR	S	P	ERA	WHIP
Mike Scott, R ERA:	(1, 1)	2.0	7	1	0	0	1	0	0	0	0	0	0	9	9	0.00	0.500
Rick Sutcliffe, R ERA:	(3, 1)	2.0	9	1	0	0	0	1	0	0	0	0	0	8	12	0.00	1.000
Orel Hershiser, R ERA:	(5, 1)	2.0	8	1	0	0	0	1	0	0	0	0	0	7	11	0.00	1.000
Rick Reuschel, R ERA:	(7, 1)	1.1	5	1	0	0	1	0	0	0	0	0	0	7	7	0.00	0.750
John Franco, L ERA:	(8, 1)	0.2	2	0	0	0	0	0	0	0	0	0	0	2	2	0.00	0.000
Steve Bedrosian, R ERA:	(9, 1)	1.0	4	0	0	0	0	2	0	0	0	0	0	2	10	0.00	2.000
Lee Smith, R ERA:	(10, 1)	3.0	W 11	2	0	0	4	0	0	0	0	0	0	19	19	0.00	0.667
Sid Fernandez, L ERA:	(13, 1)	1.0	S 4	0	0	0	1	1	0	0	0	0	0	5	9	0.00	1.000

Batter	1	2	3	4	5	6	7	8	9	AB R H RBI BB SO LOB	TOP		
Rickey Henderson, R OBP: 0.667, SLG: 0.500 Carney Lansford, R (1, 8) BB (5, 5) BB	4-0 BB G3-6-3		0-0 1B FC5-4		0-0 F8		0-0 4-3			2 0 1 0 1 0 0 1 0 0 0 0 0 1	<p>American League All-Stars @ National League All-Stars Riverfront Stadium, Cincinnati, OH</p> <p>Tue Jul 12 1988, 8:05 PM EDT Att: 55,837 - Unknown</p> <p>livebaseballscores.com</p>		
Paul Molitor, R Kirby Puckett, R (1, 4) X (5, 8)	0-0 G3-6-3 1-2f		0-0 BLK FC5-4 1-2f		0-3 K			0-0 F9		3 0 0 0 0 1 2 1 0 0 0 0 0 0			
Wade Boggs, L Harold Reynolds, S (1, 5) X (5, 4)	0-0 1B		0-0 L4 1-2		0-0 6-3			0-0 F7		3 0 1 0 0 0 1 1 0 0 0 0 0 0			
Jose Canseco, R (1, 7) X (6, 9)	0-0 F9			0-0 F7		0-3 K		0-0 6-3		4 0 0 0 0 1 1			
Dave Winfield, R Dave Stieb, R Jeff Russell, R Doug Jones, R Dan Plesac, L George Brett, L Kurt Stillwell, S (1, 9) X (6, 1) (7, 1) (8, 1) (8, 1) (9, PH) (9, 9)		0-0 6-3		0-0 1B SF7 2B		0-0 F7		0-0 F3		3 1 1 0 0 0 0 0 0 0 0 0 0 0 0 0 0 0 0 0 0 0 0 0 0 0 0 0 0 0 0 0 0 0 0 1 0 0 0 0 0 0 0 0 0 0 0 0 0			
Cal Ripken Jr., R Dennis Eckersley, R (1, 6) X (9, 1)	0-0 G6-3		4-0 1B BB		0-0 F9			0-0 5-3		3 0 0 0 1 0 0 0 0 0 0 0 0 0			
Mark McGwire, R Don Mattingly, L (1, 3) X (6, 3)		0-3 K		0-0 1-2 2-3 1B			0-0 4-3		0-0 L9	2 0 1 0 0 1 0 2 0 0 0 0 0 0			
Terry Steinbach, R Mike Greenwell, L (1, 2) X (6, 7)			0-1 HR		0-0 SF7		0-0 L7			1 1 1 2 0 0 0 1 0 0 0 0 0 0			
Frank Viola, L Gary Gaetti, R Roger Clemens, R Johnny Ray, S Mark Gubicza, R Tim Laudner, R (1, 1) X (3, PH) (3, 1) (4, PH) (4, 1) (6, 2)			0-0 1-3		0-0 L7					0 0 0 0 0 0 0 1 0 0 0 0 0 0 0 0 0 0 0 0 0 1 0 0 0 0 0 2 0 0 0 0 0 0 0 1 0 1 0 0 0 0			
Inning Stats	R: 0 H: 1 E: 0 LOB: 1 K: 0 BB: 1 S: 3 P: 7	R: 0 H: 0 E: 0 LOB: 0 K: 1 BB: 0 S: 5 P: 5	R: 1 H: 2 E: 0 LOB: 1 K: 0 BB: 0 S: 6 P: 6	R: 1 H: 2 E: 0 LOB: 2 K: 0 BB: 1 S: 5 P: 9	R: 0 H: 0 E: 0 LOB: 0 K: 1 BB: 0 S: 5 P: 5	R: 0 H: 0 E: 0 LOB: 0 K: 1 BB: 0 S: 5 P: 5	R: 0 H: 1 E: 0 LOB: 1 K: 0 BB: 0 S: 4 P: 4	R: 0 H: 0 E: 0 LOB: 0 K: 0 BB: 0 S: 3 P: 3	R: 0 H: 0 E: 0 LOB: 0 K: 0 BB: 0 S: 3 P: 3	1B: 3 SF: 1 2B: 2 SAC: 0 3B: 0 DP: 1 HR: 1 HBP: 0		WP: 0 PA: 34 PB: 0 SB: 0 CS: 0	
PITCHER	IP WLS BF H R ER SO BB IBB HBP BLK WP HR S P ERA WHIP											PITCHER	IP WLS BF H R ER SO BB IBB HBP BLK WP HR S P ERA WHIP
Dwight Gooden, R ERA: 3.0 (1, 1)	3.0 L 12 3 1 1 1 1 1 0 0 0 0 1 14 18 3.00 1.333											Bob Walk, R ERA: (7, 1)	0.1 1 0 0 0 0 0 0 0 0 0 0 0 1 1 0.00 0.000
Bob Knepper, L ERA: 9.0 (4, 1)	1.0 6 2 1 1 0 1 0 0 0 0 0 0 5 9 9.00 3.000											Orel Hershiser, R ERA: (8, 1)	1.0 3 0 0 0 0 0 0 0 0 0 0 0 3 3 0.00 0.000
David Cone, R ERA: (5, 1)	1.0 3 0 0 0 0 1 0 0 0 0 0 0 5 5 0.00 0.000											Todd Worrell, R ERA: (9, 1)	1.0 3 0 0 0 0 0 0 0 0 0 0 0 3 3 0.00 0.000
Kevin Gross, R ERA: (6, 1)	1.0 3 0 0 0 0 1 0 0 0 0 0 0 5 5 0.00 0.000												
Mark Davis, L ERA: (7, 1)	0.2 3 1 0 0 0 0 0 0 0 0 0 0 3 3 0.00 1.500												



Batter	1	2	3	4	5	6	7	8	9	AB	R	H	RBI	BB	SO	LOB
Vince Coleman, S (1,7) OBP: 0.500, SLG: 0.500 Andres Galarraga, R (5,3)	0-0 F8			0-0 WP 1B		0-0 F9		0-3 K		2	1	1	0	0	0	0
Ryne Sandberg, R (1,4) OBP: 0.250, SLG: 0.250 Todd Worrell, R (9,1)	0-3 K			0-3 K 1-3		0-0 G6-3 1B		0-0 P4		4	0	1	0	0	2	1
Andre Dawson, R (1,8) OBP: 0.500, SLG: 0.500 Willie McGee, S (4, PR) (5,8)	0-0 5-3			0-0 1B 1B		0-0 G6-3 1-2		0-0 E3		2	0	1	0	0	0	0
Darryl Strawberry, L (1,9) OBP: 0.250, SLG: 0.250		0-0 4-3		0-0 1-2 1B		0-0 F9		0-3 K		4	0	1	0	0	1	2
Bobby Bonilla, S (1,5)		0-0 6-3		0-0 L9			0-0 L7		0-0 L6	4	0	0	0	0	0	2
Will Clark, L (1,3) David Cone, L (5,1) Barry Larkin, R (6,6)		0-0 G6-3		0-0 4-3			0-0 5-3		0-3 K	2	0	0	0	0	0	2
Gary Carter, R (1,2) OBP: 0.333, SLG: 0.333 Chris Sabo, R (7, PR) Lance Parrish, R (8,2)			0-0 P4		0-3 K2-3		0-0 1B		0-0 F8	3	0	1	0	0	1	0
Ozzie Smith, S (1,6) Kevin Gross, R (6,1) Mark Davis, L (7,1) Bob Walk, R (7,1) Rafael Palmeiro, L (7, PH) (8,7)		0-3 K		0-0 6-3		0-0 6-3		4-0 FC3-6 1-2 BB		2	0	0	0	0	1	0
Dwight Gooden, R (1,1) Gerald Perry, L (3, PH) Bob Knepper, L (4,1) Andy Van Slyke, L (5,7) Orel Hershiser, R (8,1) Vance Law, R (9,4)			0-0 F7		0-0 4-3		0-0 FC3-6 1-2			0	0	0	0	0	0	0

Inning Stats	R: 0	H: 0	E: 0	LOB: 0	K: 1	BB: 0	S: 5	R: 0	H: 0	E: 0	LOB: 0	K: 0	BB: 0	S: 3	R: 0	H: 0	E: 0	LOB: 0	K: 1	BB: 0	S: 5	R: 1	H: 3	E: 0	LOB: 2	K: 1	BB: 0	S: 8	R: 0	H: 0	E: 0	LOB: 0	K: 1	BB: 0	S: 5	R: 0	H: 1	E: 0	LOB: 1	K: 0	BB: 0	S: 4	R: 0	H: 1	E: 0	LOB: 2	K: 0	BB: 1	S: 4	R: 0	H: 0	E: 1	LOB: 1	K: 2	BB: 0	S: 8	R: 0	H: 0	E: 0	LOB: 0	K: 1	BB: 0	S: 5	1B: 5	SF: 0	2B: 0	SAC: 0	3B: 0	DP: 0	HR: 0	HBP: 0	WP: 1	PA: 34
PITCHER	IP	WLS	BF	H	R	ER	SO	BB	IBB	HBP	BLK	WP	HR	S	P	ERA	WHIP															PITCHER	IP	WLS	BF	H	R	ER	SO	BB	IBB	HBP	BLK	WP	HR	S	P	ERA	WHIP																								
Frank Viola, L (1,1) ERA:	2.0		6	0	0	0	1	0	0	0	0	0	0	8	8	0.00	0.000															Doug Jones, R (8,1) ERA:	0.2		3	0	0	0	1	0	0	0	0	0	5	5	0.00	0.000																									
Roger Clemens, R (3,1) ERA:	1.0		3	0	0	0	1	0	0	0	0	0	0	5	5	0.00	0.000															Dan Plesac, L (8,1) ERA:	0.1		1	0	0	0	1	0	0	0	0	3	3	0.00	0.000																										
Mark Gubicza, R (4,1) ERA: 4.5	2.0		9	3	1	1	2	0	0	0	0	1	0	13	13	4.50	1.500															Dennis Eckerley, R (9,1) ERA:	1.0	S	3	0	0	0	1	0	0	0	0	5	5	0.00	0.000																										
Dave Stieb, R (6,1) ERA:	1.0		4	1	0	0	0	0	0	0	0	0	0	4	4	0.00	1.000																																																								
Jeff Russell, R (7,1) ERA:	1.0		5	1	0	0	0	1	0	0	0	0	0	4	8	0.00	2.000																																																								


BOTTOM

American League All-Stars @ National League All-Stars
Riverfront Stadium, Cincinnati, OH

Tue Jul 12 1988, 8:05 PM EDT
Att. 55,837 - Unknown

livebaseballscorecards.com

AB	33
R	1
H	5
RBI	0
BB	1
SO	7
LOB	10



Batter	1	2	3	4	5	6	7	8	9	AB R H RBI BB SO LOB	TOP										
Ozzie Smith, S OBP: 0.250, SLG: 0.250 (1, 6)	0-0 CS 1B	0-0 P5			0-0 4-3			0-0 4-3		4 0 1 0 0 0 0	National League All-Stars @ American League All-Stars Anaheim Stadium, Anaheim, CA Tue Jul 11 1989, 8:05 PM EDT Att: 64,036 - Unknown										
Tony Gwynn, L OBP: 0.667, SLG: 0.500 Andre Dawson, R (5, 9)	4-0 G3 1B BB		0-0 S 1B		0-3 K			0-0 F5		2 1 1 0 1 1 0 1 0 0 0 0 0 0											
Will Clark, L Glenn Davis, R OBP: 1.000, SLG: 1.000 (5, 3)	0-0 G3 1-2		0-3 K 1-2			0-0 G6-4-3 1B		4-0 1B BB		2 0 0 0 0 1 2 1 1 1 0 1 0 0											
Kevin Mitchell, R Vince Coleman, S (8, 7)	0-0 BB 1B		0-3 K			0-3 K		0-0 1B 1-2 1B		4 1 2 1 0 2 2 0 0 0 0 0 0 0											
Eric Davis, R Von Hayes, L OBP: 1.000, SLG: 1.000 (7, 8)	4-0 S 1B BB		0-0 F9			0-0 G6-4-3 1-2f		0-0 1-3 2-H 1B		2 0 0 0 1 0 2 1 0 1 1 0 0 0											
Howard Johnson, S Tim Wallach, R (7, 5)	0-0 S 1B			0-0 G3			0-3 K	0-0 L7		3 0 1 1 0 1 0 1 0 0 0 0 0 2											
Pedro Guerrero, R Bobby Bonilla, S OBP: 1.000, SLG: 1.000 (7, PH)	0-0 F7 1-2 2-3		0-0 5-3			0-0 1B		0-0 FC4-6 1B		2 0 0 0 0 0 2 2 0 2 0 0 0 0											
Ryne Sandberg, R Willie Randolph, R (7, 4)		0-0 F3		0-3 K		0-3 K		0-0 FC4-6 G1-6-3 1-2f		3 0 0 0 0 2 1 1 0 0 0 0 0 1											
Benito Santiago, R Mike Scioscia, L Tony Peña, R (7, 2)		0-3 K			0-0 F7		0-0 G3	0-0 G1-6-3 1-2f		1 0 0 0 0 1 0 1 0 0 0 0 0 0 2 0 0 0 0 0 2											
Inning Stats	R: 2 E: 0 K: 0 S: 5	H: 3 LOB: 2 BB: 2 P: 13	R: 0 E: 0 K: 1 S: 5	H: 0 LOB: 0 BB: 0 P: 5	R: 0 E: 0 K: 2 S: 8	H: 1 LOB: 1 BB: 0 P: 8	R: 0 E: 0 K: 1 S: 5	H: 0 LOB: 0 BB: 0 P: 5	R: 0 E: 0 K: 1 S: 5	H: 1 LOB: 0 BB: 0 P: 5		R: 0 E: 0 K: 2 S: 8	H: 1 LOB: 1 BB: 0 P: 8	R: 1 E: 0 K: 0 S: 5	H: 2 LOB: 2 BB: 1 P: 9	R: 0 E: 0 K: 0 S: 3	H: 1 LOB: 0 BB: 0 P: 3	1B: 9 2B: 0 3B: 0 HR: 0	SF: 0 SAC: 0 DP: 2 HBP: 0	WP: 0 PB: 0 SB: 3 CS: 1	PA: 36
PITCHER	IP WLS BF H R ER SO BB IBB HBP BLK WP HR S P ERA WHIP	IP WLS BF H R ER SO BB IBB HBP BLK WP HR S P ERA WHIP	IP WLS BF H R ER SO BB IBB HBP BLK WP HR S P ERA WHIP	IP WLS BF H R ER SO BB IBB HBP BLK WP HR S P ERA WHIP	IP WLS BF H R ER SO BB IBB HBP BLK WP HR S P ERA WHIP	IP WLS BF H R ER SO BB IBB HBP BLK WP HR S P ERA WHIP	IP WLS BF H R ER SO BB IBB HBP BLK WP HR S P ERA WHIP	IP WLS BF H R ER SO BB IBB HBP BLK WP HR S P ERA WHIP	IP WLS BF H R ER SO BB IBB HBP BLK WP HR S P ERA WHIP	IP WLS BF H R ER SO BB IBB HBP BLK WP HR S P ERA WHIP	IP WLS BF H R ER SO BB IBB HBP BLK WP HR S P ERA WHIP	IP WLS BF H R ER SO BB IBB HBP BLK WP HR S P ERA WHIP	IP WLS BF H R ER SO BB IBB HBP BLK WP HR S P ERA WHIP	IP WLS BF H R ER SO BB IBB HBP BLK WP HR S P ERA WHIP	IP WLS BF H R ER SO BB IBB HBP BLK WP HR S P ERA WHIP	IP WLS BF H R ER SO BB IBB HBP BLK WP HR S P ERA WHIP	IP WLS BF H R ER SO BB IBB HBP BLK WP HR S P ERA WHIP	IP WLS BF H R ER SO BB IBB HBP BLK WP HR S P ERA WHIP	IP WLS BF H R ER SO BB IBB HBP BLK WP HR S P ERA WHIP	IP WLS BF H R ER SO BB IBB HBP BLK WP HR S P ERA WHIP	IP WLS BF H R ER SO BB IBB HBP BLK WP HR S P ERA WHIP

livebaseballscores.com

AB	33
R	3
H	9
RBI	3
BB	3
SO	8
LOB	14



Batter	1	2	3	4	5	6	7	8	9
Bo Jackson, R (1, 7) Mike Greenwell, L (7, 7)	0-0 HR	0-0 FC6-4 1B		0-0 F8 4-3 1B		0-3 K			
Wade Boggs, L (1, 5) Gary Gaetti, R (5, 5)	0-0 HR	0-0 P6 1-3		0-0 4-3 1-2		0-3 K			
Kirby Puckett, R (1, 8) Devon White, S (7, 8)	0-0 4-3		0-0 WP 1B	0-0 F8 2-3		0-0 G3			
Harold Baines, L (1, 10) Jeffrey Leonard, R (7, PH)	0-0 1-3		0-0 4-3 1B	0-3 K		0-3 K			
Julio Franco, R (1, 4) Don Mattingly, L (6, 3)	0-0 FC6-4 1B		0-0 G1-3 1-2		0-0 F9		0-0 2B		
Cal Ripken Jr., R (1, 6) Tony Fernandez, S (5, PR)	0-0 FC6-4 1-2f		0-0 4-3 2-3		0-0 G3 2B		0-0 G3		
Ruben Sierra, S (1, 9)		0-0 1B FC6-4 1B	0-0 1B	0-0 1B 3-H		0-0 G3 2-3	4-0 BB BB	4-0 F3 BB	
Mark McGwire, R (1, 3) Steve Sax, R (6, 4)		0-0 F9	0-0 1-2 1B		0-0 G6-3		0-0 F3 1-2	0-0 F3	
Terry Steinbach, R (1, 2) Mickey Tettleton, S (7, 2)		0-0 FC6-4 1-3 1B	0-0 F9			0-0 4-3	0-3 K	0-3 K	


Inning Stats	R: 2 E: 0 K: 0 S: 6	H: 3 LOB: 1 BB: 0 P: 6	R: 1 E: 0 K: 0 S: 5	H: 2 LOB: 1 BB: 0 P: 5	R: 2 E: 0 K: 0 S: 7	H: 4 LOB: 2 BB: 0 P: 7	R: 0 E: 0 K: 1 S: 6	H: 1 LOB: 1 BB: 0 P: 6	R: 0 E: 0 K: 0 S: 4	H: 1 LOB: 2 BB: 0 P: 4	R: 0 E: 0 K: 2 S: 7	H: 0 LOB: 0 BB: 0 P: 7	R: 0 E: 0 K: 1 S: 6	H: 1 LOB: 1 BB: 0 P: 6	R: 0 E: 0 K: 1 S: 4	H: 0 LOB: 0 BB: 1 P: 8
--------------	------------------------------	---------------------------------	------------------------------	---------------------------------	------------------------------	---------------------------------	------------------------------	---------------------------------	------------------------------	---------------------------------	------------------------------	---------------------------------	------------------------------	---------------------------------	------------------------------	---------------------------------

PITCHER	IP	WLS	BF	H	R	ER	SO	BB	IBB	HBP	BLK	WP	HR	S	P	ERA	WHIP
Rick Reuschel, R (1, 1) ERA: 18.0	1.0		6	3	2	2	0	0	0	0	0	0	0	6	6	18.00	3.000
John Smoltz, R (2, 1) ERA: 9.0	1.0	L	5	2	1	1	0	0	0	0	0	0	0	5	5	9.00	2.000
Rick Sutcliffe, R (3, 1) ERA: 18.0	1.0		7	4	2	2	0	0	0	0	0	1	0	7	7	18.00	4.000
Tim Burke, R (4, 1) ERA:	2.0		8	2	0	0	1	0	0	0	0	0	0	10	10	0.00	1.000
Mark Davis, L (6, 1) ERA:	1.0		3	0	0	0	2	0	0	0	0	0	0	7	7	0.00	0.000

BOTTOM

AB	R	H	RBI	BB	SO	LOB
4	1	2	2	0	1	1
0	0	0	0	0	0	0
3	1	1	1	0	0	2
1	0	0	0	0	1	0
3	1	1	0	0	0	1
1	0	0	0	0	1	0
3	0	1	0	0	0	1
1	0	1	0	0	0	0
3	0	1	0	0	0	2
1	0	0	0	0	0	1
3	1	2	1	1	0	1
3	0	1	0	0	0	3
1	0	0	0	0	0	1
3	0	1	0	0	0	2
1	0	0	0	0	1	0

AB 35
R 5
H 12
RBI 5
BB 1
SO 5
LOB 16



WP	HR	S	P	ERA	WHIP
1	0	6	6	0.00	1.000
0	0	4	8	0.00	1.000

PA: 36

Batter	1	2	3	4	5	6	7	8	9	AB R H RBI BB SO LOB	TOP		
Rickey Henderson, R (1, 7) Ozzie Guillen, L (6, 6)	0-0 F9		0-3 K			0-0 F7	0-0 4-3		0-0 4-3	3 0 0 0 0 1 1 2 0 0 0 0 0 1	American League All-Stars @ National League All-Stars Wrigley Field, Chicago, IL Tue Jul 10 1990, 7:05 PM CDT Att. 39,071 - Unknown - 68 F		
Wade Boggs, L (1, 5) Kelly Gruber, R (6, PR) (6, 5)	0-0 FC6-4 1B		4-0 FC4-6 IBB			0-0 S BB 1B	4-0 S BB		0-0 F8	2 0 2 0 1 0 0 1 0 0 0 1 0 0			
Jose Canseco, R (1, 9)	0-3 K		0-0 FC4-6 1-2f			4-0 S BB 1-2	0-0 9-2 1-2		0-0 F7	4 0 0 0 1 1 5			
Cal Ripken Jr., R (1, 6) George Bell, R (6, PH) (6, 7)	0-0 FC6-4 1-2f			0-0 5-3		0-3 K			0-0 F9	2 0 0 0 0 0 1 2 0 0 0 0 1 2			
Ken Griffey Jr., L (1, 8) Kirby Puckett, R (8, PH) (8, 8)		0-0 F7		0-0 F8		4-0 1-2 2-3 IBB			0-0 E9 1B	2 0 0 0 1 0 0 1 0 1 0 0 0 0			
Mark McGwire, R (1, 3) Cecil Fielder, R (6, PH) (6, 3)		0-3 K		0-3 K		0-0 F8			4-0 BB BB	2 0 0 0 0 2 0 1 0 0 0 1 0 3			
Sandy Alomar Jr., R (1, 2) Bobby Thigpen, R (7, 1) Alan Trammell, R (8, PH) Chuck Finley, L (8, 1) Dennis Eckersley, R (9, 1)		0-0 F3					0-0 1B 2B 1B		0-0 P4	3 1 2 0 0 0 0 0 0 0 0 0 0 0 1 0 0 0 0 0 2 0 0 0 0 0 0 0 0 0 0 0 0 0 0			
Steve Sax, R (1, 4) Bret Saberhagen, R (5, 1) Lance Parrish, R (7, PH) (7, 2)			4-0 S BB		0-0 G4-6-3 1B		0-0 1B 2B 1B		4-0 BB	1 0 0 0 1 0 1 0 0 0 0 0 0 0 1 1 1 0 1 0 0			
Bob Welch, R (1, 1) Brook Jacoby, R (3, PH) Dave Stieb, R (3, 1) Julio Franco, R (5, PH) (5, 4)			0-0 5-3		0-0 6-3		0-0 4-3 1-H 3-H 2B		0-0 F9	0 0 0 0 0 0 0 1 0 0 0 0 0 1 0 0 0 0 0 0 0 3 0 1 2 0 0 3			
Inning Stats	R: 0 H: 1 E: 0 LOB: 1 K: 1 BB: 0 S: 6 P: 6	R: 0 H: 0 E: 0 LOB: 0 K: 1 BB: 0 S: 5 P: 5	R: 0 H: 0 E: 0 LOB: 2 K: 1 BB: 2 S: 5 P: 13	R: 0 H: 0 E: 0 LOB: 0 K: 1 BB: 0 S: 5 P: 5	R: 0 H: 1 E: 0 LOB: 0 K: 0 BB: 0 S: 3 P: 3	R: 0 H: 1 E: 0 LOB: 3 K: 1 BB: 2 S: 6 P: 14	R: 2 H: 3 E: 0 LOB: 1 K: 0 BB: 1 S: 5 P: 9	R: 0 H: 1 E: 1 LOB: 3 K: 0 BB: 2 S: 4 P: 12	R: 0 H: 0 E: 0 LOB: 0 K: 0 BB: 0 S: 3 P: 3	1B: 6 SF: 0 2B: 2 SAC: 0 3B: 0 DP: 2 HR: 0 HBP: 0		WP: 0 PA: 39 PB: 0 SB: 4 CS: 0	
PITCHER	IP WLS BF H R ER SO BB IBB HBP BLK WP HR S P ERA WHIP											PITCHER	IP WLS BF H R ER SO BB IBB HBP BLK WP HR S P ERA WHIP
Jack Armstrong, R (1, 1) ERA:	2.0 7 1 0 0 2 0 0 0 0 0 0 0 0 11 11 0.00 0.500											Jeff Brantley, R (6, 1) ERA: 54.0	0.1 L 3 2 2 2 0 0 0 0 0 0 0 0 3 3 54.00 6.000
Ramon Martinez, R (3, 1) ERA:	1.0 5 0 0 0 1 1 1 0 0 0 0 0 5 13 0.00 1.000											Rob Dibble, R (7, 1) ERA:	1.0 4 1 0 0 0 1 0 0 0 0 0 3 7 0.00 2.000
Dennis Martinez, R (4, 1) ERA:	1.0 3 0 0 0 1 0 0 0 0 0 0 0 5 5 0.00 0.000											Randy Myers, L (8, 1) ERA:	1.0 6 1 0 0 0 2 0 0 0 0 0 4 12 0.00 3.000
Frank Viola, L (5, 1) ERA:	1.0 3 1 0 0 0 0 0 0 0 0 0 0 3 3 0.00 1.000											John Franco, L (9, 1) ERA:	1.0 3 0 0 0 0 0 0 0 0 0 0 3 3 0.00 0.000
Dave Smith, R (6, 1) ERA:	0.2 5 1 0 0 1 1 1 0 0 0 0 0 5 13 0.00 3.000												

livebaseballscorecards.com



BOTTOM

American League All-Stars @ National League All-Stars
Wrigley Field, Chicago, IL
Tue Jul 10 1990, 7:05 PM CDT
Att: 39,071 - Unknown - 68 F

livebaseballscorecards.com

AB 29
R 0
H 2
RBI 0
BB 2
SO 6
LOB 7



WP: 0 PA: 31
PB: 0
SB: 1
CS: 0

AB	R	H	RBI	BB	SO	LOB
4	0	1	0	0	0	1
3	0	0	0	0	0	1
1	0	0	0	0	0	1
3	0	1	0	0	0	0
0	0	0	0	0	0	0
0	0	0	0	0	0	0
1	0	0	0	0	1	1
2	0	0	0	0	1	1
0	0	0	0	0	0	0
2	0	0	0	0	0	1
2	0	0	0	0	1	0
1	0	0	0	0	1	0
2	0	0	0	0	0	0
0	0	0	0	0	0	0
0	0	0	0	0	0	0
0	0	0	0	0	0	0
0	0	0	0	0	0	0
1	0	0	0	0	0	0
2	0	0	0	0	0	1
0	0	0	0	0	0	0
0	0	0	0	0	0	0
0	0	0	0	0	0	0
0	0	0	0	0	0	0
2	0	0	0	0	0	1

Batter	1	2	3	4	5	6	7	8	9
Lenny Dykstra, L OBP: 0.250, SLG: 0.250 (1, 8)	0-0 F7 ①		0-0 F8 ②			0-0 F7 ②			0-0 1B
Ryne Sandberg, R Roberto Alomar, S (1, 4) (7, 4)	0-0 5-3 ②		0-0 5-3 ③			0-0 F8 ③			0-0 F8 ①
Will Clark, L OBP: 0.333, SLG: 0.333 Randy Myers, L John Franco, L Matt Williams, R (1, 3) (8, 1) (9, 1) (9, PH)	0-0 1B			0-0 4-3 ①			0-0 6-3 ①		0-3 K ②
Kevin Mitchell, R Frank Viola, L Tim Wallach, R (1, 7) (5, 1) (6, 5)	0-3 K ③			0-0 5-3 ②			0-0 3-1 ②		0-0 P3 ③
Andre Dawson, R Darryl Strawberry, L (1, 9) (7, 9)		0-0 1-3 ①		0-3 K ③			0-3 K ③		
Chris Sabo, R Dave Smith, R Jeff Brantley, R Rob Dibble, L Bobby Bonilla, S (1, 5) (6, 1) (6, 1) (7, 1) (8, 3)		0-0 6-3 ②			0-0 5-3 ①			0-0 5-3 ①	
Mike Scioscia, L Greg Olson, R (1, 2) (8, PH) (9, 2)		0-0 L7 ③			0-3 K ②			0-3 K ②	
Ozzie Smith, S Dennis Martinez, R Barry Bonds, L (1, 6) (4, 1) (5, 7)			0-0 L6 ①			0-0 F9 ③		4-0 FC6-4 BB	
Jack Armstrong, R Ramon Martinez, R Tony Gwynn, L Barry Larkin, R Shawon Dunston, R (1, 1) (3, 1) (3, PH) (3, PH) (4, 8) (6, 8)			4-0 S BB			0-0 F7 ①		0-0 FC6-4 1-2f	

Inning	R	H	E	K	S	H	LOB	BB	P
1	0	1	0	1	6	0	0	0	6
2	0	0	0	0	3	0	0	0	3
3	0	0	0	0	3	0	2	1	7
4	0	0	0	1	5	0	0	0	5
5	0	0	0	1	5	0	0	0	5
6	0	0	0	1	3	0	0	0	3
7	0	0	0	1	5	0	0	0	5
8	0	0	0	1	9	0	1	1	9
9	0	1	0	1	6	1	1	0	6

PITCHER	IP	WLS	BF	H	R	ER	SO	BB	IBB	HBP	BLK	WP	HR	S	P	ERA	WHIP
Bob Welch, R ERA:	(1, 1)	2.0	7	1	0	0	1	0	0	0	0	0	0	9	9	0.00	0.500
Dave Stieb, R ERA:	(3, 1)	2.0	7	0	0	0	1	1	0	0	0	0	0	8	12	0.00	0.500
Bret Saberhagen, R ERA:	(5, 1)	2.0	W 6	0	0	0	1	0	0	0	0	0	0	8	8	0.00	0.000
Bobby Thigpen, R ERA:	(7, 1)	1.0	3	0	0	0	1	0	0	0	0	0	0	5	5	0.00	0.000
Chuck Finley, L ERA:	(8, 1)	1.0	4	0	0	0	1	1	0	0	0	0	0	5	9	0.00	1.000

PITCHER	IP	WLS	BF	H	R	ER	SO	BB	IBB	HBP	BLK	WP	HR	S	P	ERA	WHIP
Dennis Eckersley, R ERA:	(9, 1)	1.0	S 4	1	0	0	1	0	0	0	0	0	0	6	6	0.00	1.000

Batter	1	2	3	4	5	6	7	8	9	AB R H RBI BB SO LOB	TOP															
Tony Gwynn, L (1, 8) OBP: 0.500, SLG: 0.500 Brett Butler, L (7, PR) (7, 8)	0-0 1B 1B		0-0 L3		0-0 G5-4-3 1-2f		0-0 1B 1B		0-0 1-3	4 1 2 0 0 0 1 1 0 0 0 0 0 0	National League All-Stars @ American League All-Stars SkyDome, Toronto, ON Tue Jul 09 1991, 8:05 PM EDT Att. 52,383 - Dome livebaseballscorecards.com															
Ryne Sandberg, R (1, 4) OBP: 0.333, SLG: 0.667 Juan Samuel, R (5, 4) OBP: 1.000, SLG: 1.000	0-0 F9		0-0 3-1 2B		0-0 F9		0-0 1-2 1B			3 0 1 0 0 0 1 1 0 1 0 0 0 0																
Will Clark, L (1, 3) OBP: 0.667, SLG: 0.500 Eddie Murray, S (6, 3)	0-0 1B 1-3 1B		0-0 3-1 2-3		4-0 FC3-6 FC3-2 BB		0-3 K			2 0 1 0 1 0 1 1 0 0 0 0 1 2																
Bobby Bonilla, S (1, 10) OBP: 0.500, SLG: 0.500	0-0 1-2 3-H 1B		0-3 K		0-0 FC3-6 1-2 1B		0-0 F6			4 0 2 1 0 1 1																
Andre Dawson, R (1, 9) OBP: 0.500, SLG: 2.000 Felix Jose, S (4, 9) OBP: 0.500, SLG: 0.500	0-0 G5-4-3 1-2f			0-0 HR		0-0 FC3-6 FC3-2 1-2f 2-3		0-0 1B		2 1 1 1 0 0 2 2 0 1 0 0 0 2																
Ivan Calderon, R (1, 7) OBP: 0.500, SLG: 0.500 Paul O'Neill, L (6, PH) (6, 7)		0-0 S 1-3 1B		0-0 F8		0-0 FC3-2 1-2 3-H		0-3 K		2 0 1 0 0 0 0 2 0 0 0 0 1 3																
Chris Sabo, R (1, 5) Howard Johnson, S (6, PH) (6, 5)		0-0 1-3 1-2		0-0 F7		0-0 F5		0-3 K		2 0 0 0 0 0 1 2 0 0 0 0 1 3																
Benito Santiago, R (1, 2) Craig Biggio, R (7, 2)		0-3 K 2-3		0-0 F8			0-0 4-3		0-0 4-3	3 0 0 0 0 0 1 1 1 0 0 0 0 0 0																
Ozzie Smith, S (1, 6) Barry Larkin, R (5, 6) George Bell, R (9, PH)		0-0 L6			4-0 G5-4-3 BB		0-0 6-3		0-3 K	1 0 0 0 1 0 1 1 0 0 0 0 0 0 1 0 0 0 0 1 0																
Inning Stats	R: 1 E: 0 K: 0 S: 5	H: 3 LOB: 1 BB: 0 P: 5	R: 0 E: 0 K: 1 S: 6	H: 1 LOB: 1 BB: 0 P: 6	R: 0 E: 0 K: 1 S: 6	H: 1 LOB: 1 BB: 0 P: 6	R: 1 E: 0 K: 0 S: 4	H: 1 LOB: 0 BB: 0 P: 4	R: 0 E: 0 K: 0 S: 2	H: 0 LOB: 0 BB: 1 P: 6		R: 0 E: 0 K: 0 S: 4	H: 1 LOB: 2 BB: 1 P: 8	R: 0 E: 0 K: 1 S: 7	H: 2 LOB: 2 BB: 0 P: 7	R: 0 E: 0 K: 2 S: 8	H: 1 LOB: 1 BB: 0 P: 8	R: 0 E: 0 K: 1 S: 5	H: 0 LOB: 0 BB: 0 P: 5	1B: 8 2B: 1 3B: 0 HR: 1	SF: 0 SAC: 0 DP: 2 HBP: 0	WP: 0 PB: 0 SB: 1 CS: 0	PA: 37			
PITCHER	IP WLS BF H R ER SO BB IBB HBP BLK WP HR S P ERA WHIP	IP WLS BF H R ER SO BB IBB HBP BLK WP HR S P ERA WHIP	IP WLS BF H R ER SO BB IBB HBP BLK WP HR S P ERA WHIP	IP WLS BF H R ER SO BB IBB HBP BLK WP HR S P ERA WHIP	IP WLS BF H R ER SO BB IBB HBP BLK WP HR S P ERA WHIP	IP WLS BF H R ER SO BB IBB HBP BLK WP HR S P ERA WHIP	IP WLS BF H R ER SO BB IBB HBP BLK WP HR S P ERA WHIP	IP WLS BF H R ER SO BB IBB HBP BLK WP HR S P ERA WHIP	IP WLS BF H R ER SO BB IBB HBP BLK WP HR S P ERA WHIP	IP WLS BF H R ER SO BB IBB HBP BLK WP HR S P ERA WHIP	IP WLS BF H R ER SO BB IBB HBP BLK WP HR S P ERA WHIP	IP WLS BF H R ER SO BB IBB HBP BLK WP HR S P ERA WHIP	IP WLS BF H R ER SO BB IBB HBP BLK WP HR S P ERA WHIP	IP WLS BF H R ER SO BB IBB HBP BLK WP HR S P ERA WHIP	IP WLS BF H R ER SO BB IBB HBP BLK WP HR S P ERA WHIP	IP WLS BF H R ER SO BB IBB HBP BLK WP HR S P ERA WHIP	IP WLS BF H R ER SO BB IBB HBP BLK WP HR S P ERA WHIP	IP WLS BF H R ER SO BB IBB HBP BLK WP HR S P ERA WHIP	IP WLS BF H R ER SO BB IBB HBP BLK WP HR S P ERA WHIP	IP WLS BF H R ER SO BB IBB HBP BLK WP HR S P ERA WHIP	IP WLS BF H R ER SO BB IBB HBP BLK WP HR S P ERA WHIP	IP WLS BF H R ER SO BB IBB HBP BLK WP HR S P ERA WHIP	IP WLS BF H R ER SO BB IBB HBP BLK WP HR S P ERA WHIP	IP WLS BF H R ER SO BB IBB HBP BLK WP HR S P ERA WHIP	IP WLS BF H R ER SO BB IBB HBP BLK WP HR S P ERA WHIP	IP WLS BF H R ER SO BB IBB HBP BLK WP HR S P ERA WHIP



Batter	1	2	3	4	5	6	7	8	9
Rickey Henderson, R (1, 7) Joe Carter, R (4, 7) OBP: 0.500, SLG: 1.000	0-0 F3		0-0 HR 1B		4-0 FC6-4 BB		0-0 SH1-4 CI SF9 1B		
Wade Boggs, L (1, 5) Paul Molitor, R (7, PH) OBP: 0.667, SLG: 0.500	4-0 1B BB		0-0 HR 1B		0-0 F8		0-1 CI SF9 SH1-4 1-2		
Cal Ripken Jr., R (1, 6) Ozzie Guillen, L (7, PH) OBP: 0.667, SLG: 1.667	0-0 1-2 1B		0-0 HR		0-0 FC6-4 1-2f		0-0 SH1-4 1-2 2-3		
Cecil Fielder, R (1, 3) Rafael Palmeiro, L (7, PH) OBP: 0.667, SLG: 1.667	0-3 K		0-0 4-3		0-0 F8		4-0 IBB		
Danny Tartabull, R (1, 10) Harold Baines, L (6, PH)	0-3 K		0-0 L5		0-0 4-3		0-0 SF9		
Dave Henderson, R (1, 9) Ruben Sierra, S (6, PH) OBP: 0.667, SLG: 0.667	0-3 K		0-0 F8		0-3 K		0-3 K		
Ken Griffey Jr., L (1, 8) Kirby Puckett, R (7, 8)	0-0 F8		0-0 FC6-4 1B		0-0 1B 1B		0-0 6-3		
Sandy Alomar Jr., R (1, 2) Carlton Fisk, R (5, 2) OBP: 0.500, SLG: 0.500	0-0 F8		0-0 FC6-4 1-2f		0-0 1-3 1B		0-3 K		
Roberto Alomar, S (1, 4)			0-0 F7		0-0 L4		0-0 F8		0-0 1-3

Inning Stats	R: 0 E: 0 K: 2 S: 8	H: 1 LOB: 2 BB: 1 P: 12	R: 0 E: 0 K: 1 S: 5	H: 0 LOB: 0 BB: 0 P: 5	R: 3 E: 0 K: 0 S: 6	H: 3 LOB: 0 BB: 0 P: 6	R: 0 E: 0 K: 0 S: 4	H: 1 LOB: 1 BB: 0 P: 4	R: 0 E: 0 K: 0 S: 3	H: 0 LOB: 1 BB: 1 P: 7	R: 1 E: 1 K: 1 S: 7	H: 1 LOB: 2 BB: 1 P: 11	R: 0 E: 0 K: 1 S: 5	H: 0 LOB: 0 BB: 0 P: 5
--------------	------------------------------	----------------------------------	------------------------------	---------------------------------	------------------------------	---------------------------------	------------------------------	---------------------------------	------------------------------	---------------------------------	------------------------------	----------------------------------	------------------------------	---------------------------------

PITCHER	IP	WLS	BF	H	R	ER	SO	BB	IBB	HBP	BLK	WP	HR	S	P	ERA	WHIP
Tom Glavine, L (1, 1) ERA: 0.00	2.0		8	1	0	0	3	1	0	0	0	0	0	13	17	0.00	1.000
Dennis Martinez, R (3, 1) ERA: 13.5	2.0	L	10	4	3	3	0	0	0	0	0	0	1	10	10	13.50	2.000
Frank Viola, L (5, 1) ERA: 0.00	1.0		4	0	0	0	0	1	0	0	0	0	0	3	7	0.00	1.000
Pete Harnisch, R (6, 1) ERA: 0.00	1.0		5	2	0	0	1	0	0	0	0	0	0	7	7	0.00	2.000
John Smiley, L (7, 1) ERA: 0.00	0.0		2	1	1	1	0	0	0	0	0	0	0	2	2	∞	∞


BOTTOM

National League All-Stars @ American League All-Stars
SkyDome, Toronto, ON
 Tue Jul 09 1991, 8:05 PM EDT
 Att. 52,383 - Dome

AB	R	H	RBI	BB	SO	LOB
2	1	1	0	0	0	0
1	1	1	0	1	0	0
2	1	1	0	1	0	1
0	0	0	0	0	0	0
3	1	2	3	0	0	1
0	0	0	0	0	0	0
3	0	0	0	0	1	3
0	0	0	0	1	0	0
2	0	0	0	0	1	2
1	0	0	1	0	0	0
2	0	0	0	0	1	0
2	0	0	0	0	2	2
3	0	2	0	0	0	0
1	0	0	0	0	0	0
2	0	0	0	0	0	1
2	0	1	0	0	1	0
4	0	0	0	0	0	3

AB	30
R	4
H	8
RBI	4
BB	3
SO	6
LOB	13

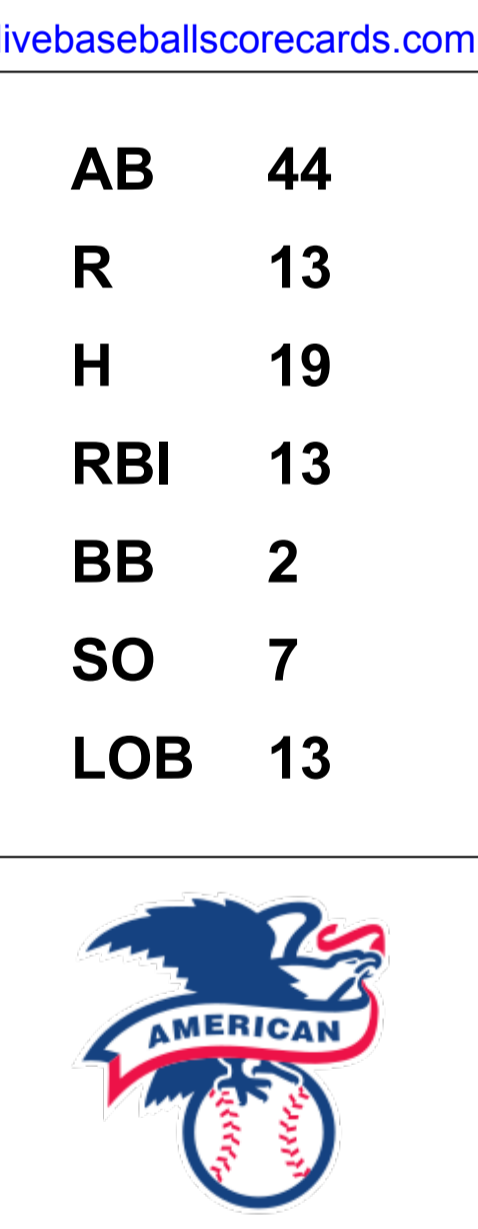
WP: 0 PA: 36
 PB: 0
 SB: 0
 CS: 0



PITCHER	IP	WLS	BF	H	R	ER	SO	BB	IBB	HBP	BLK	WP	HR	S	P	ERA	WHIP
Rob Dibble, R (7, 1) ERA: 0.00	1.0		4	0	0	0	1	0	0	0	0	0	0	5	9	0.00	0.000
Mike Morgan, R (8, 1) ERA: 0.00	1.0		3	0	0	0	1	0	0	0	0	0	0	5	5	0.00	0.000

Batter	1	2	3	4	5	6	7	8	9	AB R H RBI BB SO LOB	TOP										
Roberto Alomar, S OBP: 0.333, SLG: 0.333 Carlos Baerga, S OBP: 1.000, SLG: 2.000 Charles Nagy, L OBP: 1.000, SLG: 1.000 Jeff Montgomery, R OBP: 1.000, SLG: 1.000 Rick Aguilera, R OBP: 1.000, SLG: 1.000 Dennis Eckersley, R	(1, 4) X 0-0 4-3 1B 1B	(1, 4) X 0-0 S 1B S 1B 1B		(1, 4) X 0-0 6-3 K		(1, 4) X 0-0 2B 2B		(1, 4) X 0-0 FC4-6 1B 1B 1B 1B	(1, 4) X 0-3 K	3 1 1 0 0 0 0 1 1 1 1 0 0 0 1 1 1 0 0 0 0 0 0 0 0 0 0 0 1 0 0 0 0 1 0 0 0 0 0 0 0 0											
Wade Boggs, L OBP: 0.333, SLG: 0.333 Robin Ventura, L OBP: 1.000, SLG: 1.500	(1, 5) X 0-0 1B 1B 1B 1B	(1, 5) X 0-0 L7		(1, 5) X 0-3 K		(1, 5) X 0-0 HR 2B		(1, 5) X 0-0 FC4-6 1B	(1, 5) X 0-0 FC4-6 1B	3 1 1 0 0 1 1 2 1 2 1 0 0 0											
Kirby Puckett, R OBP: 0.333, SLG: 0.333 Roger Clemens, R	(1, 7) X 0-0 1B 1B 1B 1B	(1, 7) X 0-3 K		(1, 7) X 0-0 5-3		(1, 7) X 0-0 HR		(1, 7) X 0-0 FC4-6 1B 2B	(1, 7) X 0-0 FC4-6 1B	3 1 1 0 0 1 1 0 0 0 0 0 0 0 2 2 1 2 0 0 2											
Joe Carter, R OBP: 0.667, SLG: 0.667 Travis Fryman, R OBP: 1.000, SLG: 1.000	(1, 9) X 0-0 1B 1B 1B 1B	(1, 9) X 0-0 1B		(1, 9) X 0-0 F4		(1, 9) X 4-0 1B BB		(1, 9) X 0-0 2B 1B	(1, 9) X 0-0 2B 1B	3 1 2 1 0 0 0 1 1 1 1 1 0 0											
Mark McGwire, R OBP: 0.333, SLG: 0.333 Paul Molitor, R OBP: 0.500, SLG: 0.500	(1, 3) X 0-0 1B 1B 1B 1B	(1, 3) X 0-0 5-3		(1, 3) X 0-0 F4		(1, 3) X 0-0 1B		(1, 3) X 0-3 K	(1, 3) X 0-3 K	3 1 1 2 0 0 1 2 0 1 0 0 1 2											
Cal Ripken Jr., R OBP: 0.333, SLG: 0.333 Mike Mussina, L Roberto Kelly, R OBP: 0.500, SLG: 1.000	(1, 6) X 0-0 1B 1B		(1, 6) X 0-0 F7		(1, 6) X 0-0 G2		(1, 6) X 0-3 K	(1, 6) X 0-0 1B 2B	(1, 6) X 0-0 2B	3 0 1 1 0 0 0 0 0 0 0 0 0 0 2 0 1 2 0 1 0											
Ken Griffey Jr., L OBP: 1.000, SLG: 2.333 Ivan Rodriguez, R	(1, 8) X 0-0 1B 1B 1B 1B		(1, 8) X 0-0 HR		(1, 8) X 0-0 2B 2B		(1, 8) X 0-0 E9	(1, 8) X 0-3 K	(1, 8) X 0-3 K	3 2 3 2 0 0 0 2 0 0 0 0 1 1	AB 44 R 13 H 19 RBI 13 BB 2 SO 7 LOB 13										
Sandy Alomar Jr., R OBP: 0.333, SLG: 0.333 Mark Langston, R Chuck Knoblauch, R	(1, 2) X 0-0 1B 1B		(1, 2) X 0-0 3-1		(1, 2) X 0-0 4-3		(1, 2) X 0-0 G3	(1, 2) X 4-0 FC6 BB	(1, 2) X 0-0 F3	3 0 1 0 0 0 1 0 0 0 0 0 0 0 1 0 0 0 1 0 0											
Kevin Brown, R Jack McDowell, R Edgar Martinez, R Juan Guzman, R Brady Anderson, L	(1, 1) X 0-3 K		(1, 1) X 0-0 4-3		(1, 1) X 0-0 G3		(1, 1) X 0-0 FC6	(1, 1) X 0-0 F8	(1, 1) X 0-0 F8	1 0 0 0 0 1 2 0 0 0 0 0 0 0 1 0 0 0 0 0 0 0 0 0 0 0 0 0 3 0 0 0 0 0 2	WP: 0 PA: 46 PB: 0 SB: 2 CS: 0										
Inning Stats	R: 4 E: 0 K: 1 S: 11	H: 7 LOB: 2 BB: 0 P: 11	R: 1 E: 0 K: 1 S: 7	H: 2 LOB: 1 BB: 0 P: 7	R: 1 E: 0 K: 0 S: 4	H: 1 LOB: 0 BB: 0 P: 4	R: 0 E: 0 K: 1 S: 5	H: 0 LOB: 0 BB: 0 P: 5	R: 0 E: 0 K: 0 S: 3	H: 0 LOB: 0 BB: 0 P: 3	R: 4 E: 0 K: 0 S: 7	H: 5 LOB: 1 BB: 1 P: 11	R: 0 E: 1 K: 1 S: 5	H: 0 LOB: 1 BB: 1 P: 9	R: 3 E: 0 K: 2 S: 11	H: 4 LOB: 1 BB: 0 P: 11	R: 0 E: 0 K: 1 S: 5	H: 0 LOB: 0 BB: 0 P: 5	1B: 13 2B: 4 3B: 0 HR: 2	SF: 0 SAC: 0 DP: 0 HBP: 0	WP: 0 PA: 46 PB: 0 SB: 2 CS: 0
PITCHER	IP WLS BF H R ER SO BB IBB HBP BLK WP HR S P ERA WHIP	IP WLS BF H R ER SO BB IBB HBP BLK WP HR S P ERA WHIP																			
Tom Glavine, L ERA: 27.0	(1, 1) 1.2 L 13 9 5 5 2 0 0 0 0 0 0 0 17 17 27.00 5.400	(2, 1) 1.1 5 1 1 1 0 0 0 0 0 0 0 1 5 5 6.75 0.750	(4, 1) 1.0 3 0 0 0 1 0 0 0 0 0 0 0 5 5 0.00 0.000	(5, 1) 1.2 10 4 4 4 0 1 0 0 0 0 1 9 13 21.60 3.000	(6, 1) 0.1 1 1 0 0 0 0 0 0 0 0 0 0 1 1 0.00 3.000	(7, 1) 1.0 7 4 3 3 2 0 0 0 0 0 0 5 5 27.00 4.000	(8, 1) 1.0 7 4 3 3 2 0 0 0 0 0 0 11 11 27.00 4.000	(9, 1) 1.0 3 0 0 0 1 0 0 0 0 0 0 5 5 0.00 0.000													

American League All-Stars @ National League All-Stars
Jack Murphy Stadium, San Diego, CA
Tue Jul 14 1992, 8:05 PM EDT
Att: 59,372 - Unknown



Batter	1	2	3	4	5	6	7	8	9	AB	R	H	RBI	BB	SO	LOB	BOTTOM								
Ozzie Smith, S (1, 6) Tony Fernandez, S (6, 6) OBP: 0.333, SLG: 0.667 OBP: 0.500, SLG: 0.500	0-3 K		0-0 2B		0-0 6-3			0-0 G3	0-0 1B 1B	3	0	1	0	0	1	0	AB 39 R 6 H 12 RBI 6 BB 1 SO 7 LOB 13								
Tony Gwynn, L (1, 9) John Kruk, L (7, 9) OBP: 1.000, SLG: 1.000	0-0 F7		4-0 BB			0-0 6-3		0-0 1B HR 1B	0-0 1B 1B	2	0	0	0	1	0	0									
Barry Bonds, L (1, 7) Bip Roberts, S (7, 7) OBP: 0.333, SLG: 0.667 OBP: 1.000, SLG: 1.000	0-0 F7		0-0 F5			0-0 1B 2B		0-0 1B HR 1B	0-0 1B 1B	3	1	1	0	0	0	3									
Fred McGriff, L (1, 3) Dennis Martinez, R (7, 1) Doug Jones, R (8, 1) Tom Pagnozzi, R (8, PH) Norm Charlton, S (9, 1)		0-0 F9		0-0 G4-6-3 1B 1B		0-0 1B 2-H		0-0 F9	0-3 K	3	0	2	1	0	0	0									
Terry Pendleton, S (1, 5) Bob Tewksbury, R (5, 1) John Smoltz, R (6, 1) Will Clark, L (6, PH) OBP: 0.500, SLG: 2.000		0-0 4-3		0-0 G4-6-3 1B		0-3 K		0-0 HR		2	0	1	0	0	0	0									
Andy Van Slyke, L (1, 8) Ron Gant, R (6, PH) (7, 8)		0-0 F8		0-0 G4-6-3 1-2 2-3		0-0 5-3		0-0 F5		2	0	0	0	0	0	2									
Ryne Sandberg, R (1, 4) Craig Biggio, R (7, 4)			0-3 K	0-0 4-3		0-3 K			0-0 L8	2	0	0	0	0	1	1									
Benito Santiago, R (1, 2) Darren Daulton, L (5, 2)			0-3 K		0-0 F4		0-0 G3		0-0 E3 1B 1B 1B	1	0	0	0	0	1	0									
Tom Glavine, L (1, 1) Greg Maddux, R (2, 1) Larry Walker, L (3, PH) David Cone, L (4, 1) Gary Sheffield, R (5, 5) Mike Sharperson, R (8, 5)			0-0 2B 1B		0-0 L7		0-0 6-3		0-3 K	0	0	0	0	0	0	0									
Inning Stats	R: 0 E: 0 K: 1 S: 5	H: 0 LOB: 0 BB: 0 P: 5	R: 0 E: 0 K: 0 S: 3	H: 0 LOB: 0 BB: 0 P: 3	R: 0 E: 0 K: 2 S: 9	H: 2 LOB: 3 BB: 1 P: 13	R: 0 E: 0 K: 0 S: 3	H: 0 LOB: 0 BB: 0 P: 3	R: 1 E: 0 K: 1 S: 7	H: 2 LOB: 1 BB: 0 P: 7	R: 0 E: 0 K: 1 S: 5	H: 0 LOB: 0 BB: 0 P: 5	R: 3 E: 0 K: 0 S: 6	H: 3 LOB: 0 BB: 0 P: 6	R: 2 E: 1 K: 2 S: 11	H: 3 LOB: 2 BB: 0 P: 11		1B: 9 2B: 2 3B: 0 HR: 1	SF: 0 SAC: 0 DP: 1 HBP: 0	WP: 0 PB: 0 SB: 0 CS: 0	PA: 40				
PITCHER	IP WLS W	BF H R	ER R	SO 1	BB 0	IBB 0	HBP 0	BLK 0	WP 0	HR 0	S 5	P 5	ERA 0.00	WHIP 0.000											
Kevin Brown, R (1, 1) ERA:	1.0	3	0	0	0	0	0	0	0	0	3	3	0.00	0.000											
Jack McDowell, R (2, 1) ERA:	1.0	3	0	0	0	0	0	0	0	0	3	3	0.00	0.000											
Juan Guzman, R (3, 1) ERA:	1.0	6	2	0	0	2	1	0	0	0	9	13	0.00	3.000											
Roger Clemens, R (4, 1) ERA:	1.0	4	2	0	0	0	0	0	0	0	4	4	0.00	2.000											
Mike Mussina, R (5, 1) ERA:	1.0	3	0	0	0	0	0	0	0	0	3	3	0.00	0.000											
PITCHER	IP WLS BF	H R	ER R	SO 1	BB 0	IBB 0	HBP 0	BLK 0	WP 0	HR 0	S 5	P 5	ERA 0.00	WHIP 0.000											
Mark Langston, L (6, 1) ERA: 9.0	1.0	5	2	1	1	1	1	0	0	0	7	7	9.00	2.000											
Charles Nagy, R (7, 1) ERA:	1.0	3	0	0	0	1	0	0	0	0	5	5	0.00	0.000											
Jeff Montgomery, R (8, 1) ERA: 27.0	0.2	4	2	2	0	0	0	0	0	0	4	4	27.00	3.000											
Rick Aguilera, R (8, 1) ERA: 13.5	0.2	3	1	1	1	0	0	0	0	1	3	3	13.50	1.500											
Dennis Eckersley, R (9, 1) ERA:	0.2	6	3	2	0	2	0	0	0	0	10	10	0.00	4.500											

American League All-Stars @ National League All-Stars
Jack Murphy Stadium, San Diego, CA
Tue Jul 14 1992, 8:05 PM EDT
Att. 59,372 - Unknown



Batter	1	2	3	4	5	6	7	8	9	AB R H RBI BB SO LOB	TOP
Marquis Grissom, R (1, 8) Roberto Kelly, R (5, 8)	0-0 F5	0-3 K			0-0 F8			0-3 K		3 0 0 0 0 1 2 1 0 0 0 0 1 0	
Barry Bonds, L OBP: 0.667, SLG: 1.333 Bobby Bonilla, S OBP: 1.000, SLG: 1.000	0-0 HR 2B		0-0 6-3			0-0 1B SF8 2B		0-0 2B 1B		3 2 2 0 0 0 0 1 0 1 0 0 0 0	
Gary Sheffield, R OBP: 0.667, SLG: 1.667 Dave Hollins, S OBP: 1.000, SLG: 2.000	0-0 HR 2-H		0-0 F6			0-0 2-3 1B		0-0 1-3 2B		3 1 2 2 0 0 0 1 0 1 0 0 0 0	
John Kruk, L Andres Galarraga, R	0-0 F7		1-0 K			0-3 K		0-0 F6		3 0 0 0 0 2 2 1 0 0 0 0 0 2	
Barry Larkin, R Jeff Blauser, R	0-3 K			0-0 F9		0-0 SF8		0-3 K		2 0 0 1 0 1 0 1 0 0 0 0 1 2	
Mark Grace, L Gregg Jefferies, S (9, PH)		0-0 4-3		0-0 1-3		0-0 G3		0-3 K		3 0 0 0 0 0 1 1 0 0 0 0 1 0	
David Justice, L OBP: 0.333, SLG: 0.333 Tony Gwynn, L		0-0 1-3 1B		0-0 F8			0-0 F9		0-0 6-3	3 0 1 0 0 0 0 1 0 0 0 0 0 0	
Darren Daulton, L Mike Piazza, R		0-0 1-3 1-2		0-0 G3		0-3 K		0-3 K		3 0 0 0 0 1 1 1 0 0 0 0 1 0	
Ryne Sandberg, R Jay Bell, R		4-0 BB		0-0 6-3		0-0 F5				1 0 0 0 1 0 0 1 0 0 0 0 0 0	

Inning Stats	R: 2	H: 2	E: 0	LOB: 0	K: 1	BB: 0	S: 7	P: 7	R: 0	H: 1	E: 0	LOB: 2	K: 1	BB: 1	S: 6	P: 10	R: 0	H: 0	E: 0	LOB: 0	K: 1	BB: 0	S: 2	P: 3	R: 0	H: 0	E: 0	LOB: 0	K: 0	BB: 0	S: 3	P: 3	R: 0	H: 0	E: 0	LOB: 0	K: 0	BB: 0	S: 3	P: 3	R: 1	H: 2	E: 0	LOB: 1	K: 1	BB: 0	S: 7	P: 7	R: 0	H: 0	E: 0	LOB: 0	K: 1	BB: 0	S: 5	P: 5	R: 0	H: 2	E: 0	LOB: 2	K: 2	BB: 0	S: 9	P: 9	R: 0	H: 0	E: 0	LOB: 0	K: 2	BB: 0	S: 7	P: 7	1B: 3	SF: 1	2B: 3	SAC: 0	3B: 0	DP: 0	HR: 1	HBP: 0	WP: 0	PA: 35
--------------	------	------	------	--------	------	-------	------	------	------	------	------	--------	------	-------	------	-------	------	------	------	--------	------	-------	------	------	------	------	------	--------	------	-------	------	------	------	------	------	--------	------	-------	------	------	------	------	------	--------	------	-------	------	------	------	------	------	--------	------	-------	------	------	------	------	------	--------	------	-------	------	------	------	------	------	--------	------	-------	------	------	-------	-------	-------	--------	-------	-------	-------	--------	-------	--------

PITCHER	IP	WLS	BF	H	R	ER	SO	BB	IBB	HBP	BLK	WP	HR	S	P	ERA	WHIP
Mark Langston, L ERA: 9.0	(1, 1)		10	3	2	2	2	1	0	0	0	0	1	13	17	9.00	2.000
Randy Johnson, L ERA:	(3, 1)		6	0	0	0	1	0	0	0	0	0	0	5	6	0.00	0.000
Jack McDowell, R ERA:	(5, 1)	W	3	0	0	0	0	0	0	0	0	0	0	3	3	0.00	0.000
Jimmy Key, L ERA: 9.0	(6, 1)		5	2	1	1	1	0	0	0	0	0	0	7	7	9.00	2.000
Jeff Montgomery, R ERA:	(7, 1)		3	0	0	0	1	0	0	0	0	0	0	5	5	0.00	0.000

PITCHER	IP	WLS	BF	H	R	ER	SO	BB	IBB	HBP	BLK	WP	HR	S	P	ERA	WHIP
Rick Aguilera, R ERA:	(8, 1)		5	2	0	0	2	0	0	0	0	0	0	9	9	0.00	2.000
Duane Ward, R ERA:	(9, 1)		3	0	0	0	2	0	0	0	0	0	0	7	7	0.00	0.000

National League All-Stars @ American League All-Stars
Oriole Park at Camden Yards, Baltimore, MD
Tue Jul 13 1993, 8:05 PM EDT
Att: 48,147 - Unknown

livebaseballscores.com

AB	33
R	3
H	7
RBI	3
BB	1
SO	9
LOB	10



Batter	1	2	3	4	5	6	7	8	9
Roberto Alomar, S (1, 4) OBP: 0.333, SLG: 1.333 Carlos Baerga, S (6, 4)	0-0 5-3		0-0 HR		0-0 4-3	0-0 E6 BB 2B		0-3 K	
Paul Molitor, R (1, 10) Albert Belle, R (5, PH) Frank Thomas, R (8, PH) OBP: 1.000, SLG: 1.000	4-0 G3 BB		0-0 F7		0-0 E9 1B	4-0 2B 1-2 WP BB		0-0 FC6-4 1B	
Ken Griffey Jr., L (1, 8) Devon White, S (6, 8) OBP: 0.333, SLG: 0.333	0-0 G3 1-2		0-3 K		0-0 2B 1B	0-0 WP 1-3 2-H 2B		0-0 FC6-4 1-2f S	
Joe Carter, R (1, 9) Juan Gonzalez, R (6, 9)	0-0 F6		0-0 FC6 1B		0-3 K	4-0 WP 2-3 3-H BB		0-3 K 1-2	
John Olerud, L (1, 3) Cecil Fielder, R (5, 3)		0-0 4-3	0-0 FC6 1-2f		1-0 2B HBP	0-0 F7 1-2 3-H			
Kirby Puckett, R (1, 7) Greg Vaughn, R (6, 7) OBP: 0.667, SLG: 2.000		0-0 HR		0-0 4-3	0-0 2B 1-3 2-H		0-0 2B 1B		
Cal Ripken Jr., R (1, 6) Travis Fryman, R (7, 6)		0-0 6-3		0-3 K	0-0 5-3		0-0 F6		
Wade Boggs, L (1, 5) Scott Cooper, L (6, 5)		4-0 BB		0-0 L7		0-0 F7	0-3 K		
Ivan Rodriguez, R (1, 2) Terry Steinbach, R (6, 2) OBP: 0.500, SLG: 1.000		0-0 F9			0-0 E 4-3 2B	0-3 K	0-0 1-H 2B		


Inning Stats	R: 0 E: 0 K: 3	H: 0 LOB: 1 BB: 1 P: 7	R: 1 E: 0 K: 4 S: 4	H: 1 LOB: 1 BB: 1 P: 8	R: 1 E: 0 K: 1 S: 7	H: 2 LOB: 1 BB: 0 P: 7	R: 0 E: 0 K: 1 S: 5	H: 0 LOB: 0 BB: 0 P: 5	R: 3 E: 1 K: 1 S: 9	H: 4 LOB: 2 BB: 0 P: 10	R: 3 E: 1 K: 1 S: 7	H: 1 LOB: 1 BB: 2 P: 15	R: 1 E: 0 K: 1 S: 6	H: 2 LOB: 1 BB: 0 P: 6	R: 0 E: 0 K: 2 S: 8	H: 1 LOB: 1 BB: 0 P: 8
--------------	----------------------	---------------------------------	------------------------------	---------------------------------	------------------------------	---------------------------------	------------------------------	---------------------------------	------------------------------	----------------------------------	------------------------------	----------------------------------	------------------------------	---------------------------------	------------------------------	---------------------------------

PITCHER	IP	WLS	BF	H	R	ER	SO	BB	IBB	HBP	BLK	WP	HR	S	P	ERA	WHIP
Terry Mulholland, L (1, 1) ERA: 4.5	2.0		9	1	1	1	0	2	0	0	0	0	1	7	15	4.50	1.500
Andy Benes, R (3, 1) ERA: 4.5	2.0		8	2	1	1	2	0	0	0	0	0	1	12	12	4.50	1.000
John Burkett, R (5, 1) ERA: 40.5	0.2	L	7	4	3	3	1	0	0	1	0	0	0	8	9	40.50	6.000
Steve Avery, L (5, 1) ERA:	1.0		6	1	3	0	1	1	0	0	0	0	0	7	11	0.00	2.000
John Smoltz, R (6, 1) ERA:	0.1		2	0	0	0	0	1	0	0	0	2	0	1	5	0.00	3.000

BOTTOM

AB	R	H	RBI	BB	SO	LOB
3	1	1	1	0	0	1
2	1	0	0	0	1	0
1	0	0	0	1	0	0
1	2	1	1	1	0	0
1	0	1	0	0	0	0
3	1	1	1	0	1	1
2	1	1	1	0	0	1
3	0	1	0	0	1	2
1	0	0	0	1	1	1
2	0	0	0	0	0	1
1	0	0	0	0	0	1
3	1	2	2	0	0	0
1	1	1	0	0	0	0
3	0	0	0	0	1	2
1	0	0	0	0	0	1
1	0	0	0	1	0	0
2	0	0	0	0	1	1
2	1	1	0	0	0	1
2	0	1	1	0	1	0

AB 35
R 9
H 11
RBI 7
BB 4
SO 7
LOB 13



WP	HR	S	P	ERA	WHIP
2	0	6	6	9.00	2.000
0	0	8	8	0.00	1.000

PA: 40

National League All-Stars @ American League All-Stars
Oriole Park at Camden Yards, Baltimore, MD
 Tue Jul 13 1993, 8:05 PM EDT
 Att. 48,147 - Unknown

Batter	1	2	3	4	5	6	7	8	9	10	AB R H RBI BB SO LOB	TOP				
Roberto Alomar, S (1,4) OBP: 0.333, SLG: 0.333 Chuck Knoblauch, R (6,4)	0-0 6-3		0-0 4-3			0-0 1B	0-0 FC6-4 2B 1B	0-3 K		0-3 K	3 1 1 0 0 0 0 3 1 0 0 0 2 5	<p>American League All-Stars @ National League All-Stars</p> <p>Three Rivers Stadium, Pittsburgh, PA</p> <p>Tue Jul 12 1994, 8:05 PM EDT</p> <p>Att. 59,568 - Unknown</p>				
Wade Boggs, L (1,5) OBP: 0.333, SLG: 0.333 Scott Cooper, L (6,5)	0-0 2B 1B		0-3 K			0-3 K	0-0 1B		0-0 4-3		3 1 1 0 0 2 1 2 1 1 1 0 0 0					
Ken Griffey Jr., L (1,8) OBP: 0.667, SLG: 1.000 Kenny Lofton, L (6,8)	0-0 1B 2B			0-0 3-1		0-0 1B	0-0 S 1B FC6-2 1B		0-3 K		3 0 2 1 0 0 0 2 0 1 2 0 1 0					
Frank Thomas, R (1,3) OBP: 1.000, SLG: 1.000 Will Clark, L (6,3)	0-0 L1-3 1B			4-0 BB		0-0 E 1B	0-0 FC6-2 S 1B		0-0 1B		2 1 2 1 1 0 0 2 0 2 0 0 0 0					
Joe Carter, R (1,7) Albert Belle, R (6,7)	0-0 L1-3			0-0 F9		0-0 E5 1B	0-0 FC6-2		0-0 F9		3 1 0 0 0 0 3 2 0 0 0 0 0 3					
Kirby Puckett, R (1,9) OBP: 0.333, SLG: 0.333 Ruben Sierra, S (6,9)		0-0 5-3		0-0 G3		0-0 1B	0-0 F4			0-0 F9 1B 1B	3 0 1 1 0 0 1 2 0 1 0 0 0 2					
Cal Ripken Jr., R (1,6) OBP: 0.200, SLG: 0.400		0-0 4-3			0-0 F7	0-3 K		0-0 2B		0-3 K	5 0 1 0 0 2 2					
Ivan Rodriguez, R (1,2) OBP: 0.400, SLG: 0.400		0-3 K			0-0 F8		0-0 FC6-4 BB 2B 1B		0-0 F8	0-0 1-2 1B	5 1 2 0 0 1 1					
Jimmy Key, R (1,1) Paul Moller, R (1,1) David Cone, L (1,1) Chili Davis, S (1,1) Mike Mussina, L (1,1) Randy Johnson, R (1,1) Mickey Tettleton, S (1,1) Pat Hentgen, R (1,1) Paul O'Neill, L (1,1) Wilson Alvarez, L (1,1) Lee Smith, R (1,1) Travis Fryman, R (1,1)			0-0 G3		0-0 4-3		4-0 FC6-4 1-2 BB		0-0 F6	0-0 2-3 F9	0 0 0 0 0 0 0 0 1 0 0 0 0 0 0 0 0 0 0 0 0 0 0 0 0 0 0 0 0 0 0 0 1 0 0 0 0 0 0 0 0 0 0 0 0 0 0 0 0 0 0 0 0 0 0 0 0 0 0 0 0 0 0 0 1 0 0 0 0 0 0 0 0 0 0 0 0 0 0 0 1 0 0 0 0 0 0 0 1 0 0 0 0 0 0 0 1 0 0 0 0 0 0 2					
Inning Stats	R: 1 H: 3 E: 0 LOB: 1 K: 0 BB: 0 S: 5 P: 5	R: 0 H: 0 E: 0 LOB: 0 K: 1 BB: 0 S: 5 P: 5	R: 0 H: 0 E: 0 LOB: 0 K: 1 BB: 0 S: 5 P: 5	R: 0 H: 0 E: 0 LOB: 1 K: 0 BB: 1 S: 3 P: 7	R: 0 H: 0 E: 0 LOB: 0 K: 0 BB: 0 S: 3 P: 3	R: 3 H: 4 E: 1 LOB: 1 K: 2 BB: 0 S: 11 P: 11	R: 3 H: 4 E: 0 LOB: 2 K: 0 BB: 1 S: 7 P: 11	R: 0 H: 1 E: 0 LOB: 1 K: 1 BB: 0 S: 6 P: 6	R: 0 H: 1 E: 0 LOB: 2 K: 2 BB: 0 S: 9 P: 9	R: 0 H: 2 E: 0 LOB: 2 K: 2 BB: 0 S: 9 P: 9	1B: 12 SF: 0 2B: 4 SAC: 0 3B: 0 DP: 1 HR: 0 HBP: 0		WP: 0 PA: 46 PB: 0 SB: 3 CS: 0			
PITCHER	IP WLS BF H R ER SO BB IBB HBP BLK WP HR S P ERA WHIP															
Greg Maddux, R (1,1) ERA: 3.0	3.0	11	3	1	1	2	2	0	0	0	0	0	15	15	3.00	1.000
Ken Hill, R (4,1) ERA:	2.0	7	0	0	0	0	1	0	0	0	0	0	6	10	0.00	0.500
Doug Drabek, R (6,1) ERA: 13.5	0.2	6	4	3	1	1	0	0	0	0	0	0	8	8	13.50	6.000
John Hudek, R (6,1) ERA: 27.0	0.2	4	1	2	2	1	1	0	0	0	0	0	5	9	27.00	3.000
Danny Jackson, L (7,1) ERA:	0.0	3	3	1	1	0	0	0	0	0	0	0	3	3	∞	∞
PITCHER	IP WLS BF H R ER SO BB IBB HBP BLK WP HR S P ERA WHIP															
Rod Beck, R (7,1) ERA:	1.2	6	1	0	0	1	0	0	0	0	0	0	6	6	0.00	0.600
Randy Myers, L (9,1) ERA:	1.0	4	1	0	0	1	0	0	0	0	0	0	6	6	0.00	1.000
Doug Jones, R (10,1) ERA:	1.0	5	2	0	0	2	0	0	0	0	0	0	9	9	0.00	2.000

livebaseballscores.com



Batter	1	2	3	4	5	6	7	8	9	10	AB	R	H	RBI	BB	SO	LOB	BOTTOM							
Gregg Jefferies, S (1, 3) Ken Hill, R (4, 1) Dante Bichette, R (5, PH) Doug Drabek, R (6, 1) John Hudek, S (6, 1) Danny Jackson, R (7, 1) Wil Cordero, R (7, 6) Rod Beck, R (7, 1)	G3 SF9 2B		1-2 2B HBP		1B		G6-3 1-2f		5-3		1	2	1	0	0	0	0								
Tony Gwynn, L (1, 8) OBP: 0.400, SLG: 0.600 (5, 9)	G3 2-3		1B 2B		F7		G3		2B 1B		5	2	2	2	0	0	2								
Barry Bonds, L (1, 7) Moises Alou, R (9, 7) OBP: 1.000, SLG: 2.000	SF9 3-H		K		K			F8	2B		3	0	0	1	0	2	2								
Mike Piazza, R (1, 2) Darrin Fletcher, L (9, 2)	L3		1B		F3			4-3			4	0	1	1	0	0	1								
Matt Williams, R (1, 5) Ken Caminiti, S (7, 5)			K		K			F7			3	0	0	0	0	2	1								
David Justice, L (1, 9) Marquis Grissom, R (5, 8) OBP: 1.000, SLG: 4.000		F8			5-3			HR	FC5-4 BB		2	0	0	0	0	0	0								
Mariano Duncan, R (1, 4) Carlos Garcia, R (4, 4) Craig Biggio, R (7, 4)		5-3			6-3			G5-3 1B	FC5-4 HR		1	0	0	0	0	0	0								
Ozzie Smith, S (1, 6) Randy Myers, L (9, 1) Fred McGriff, L (9, PH) OBP: 1.000, SLG: 4.000 (10, 3)			F8		1B			G5-3 1-2	HR		3	0	1	0	0	0	1								
Greg Maddux, R (1, 1) Jeff Bagwell, R (3, PH) OBP: 0.500, SLG: 0.500 (4, 3) Doug Jones, R (10, 1)			HBP 2B 1B		K			G6-3 1B	4-3		0	0	0	0	0	0	0								
Inning Stats	R: 1 E: 0 K: 0 S: 4	H: 1 LOB: 0 BB: 0 P: 4	R: 0 E: 0 K: 1 S: 5	H: 0 LOB: 0 BB: 0 P: 5	R: 3 E: 0 K: 2 S: 10	H: 3 LOB: 1 BB: 0 P: 11	R: 0 E: 0 K: 1 S: 6	H: 1 LOB: 1 BB: 0 P: 6	R: 0 E: 0 K: 1 S: 6	H: 1 LOB: 0 BB: 0 P: 4	R: 0 E: 0 K: 0 S: 3	H: 1 LOB: 0 BB: 0 P: 3	R: 0 E: 0 K: 0 S: 3	H: 0 LOB: 0 BB: 0 P: 3	R: 2 E: 0 K: 0 S: 4	H: 1 LOB: 0 BB: 1 P: 8	R: 1 E: 0 K: 0 S: 2	H: 2 LOB: 1 BB: 0 P: 2	1B: 7 2B: 3 3B: 0 HR: 2	SF: 1 SAC: 0 DP: 1 HBP: 1	WP: 0 PB: 0 SB: 0 CS: 0	PA: 39			
PITCHER	IP	WLS	BF	H	R	ER	SO	BB	IBB	HBP	BLK	WP	HR	S	P	ERA	WHIP								
Jimmy Key, L (1, 1) ERA: 4.5	2.0		7	1	1	1	1	0	0	0	0	0	0	9	9	4.50	0.500								
David Cone, R (3, 1) ERA: 13.5	2.0		11	4	3	3	3	0	0	1	0	0	0	16	17	13.50	2.000								
Mike Mussina, R (5, 1) ERA:	1.0		4	1	0	0	1	0	0	0	0	0	0	6	6	0.00	1.000								
Randy Johnson, L (6, 1) ERA: 9.0	1.0		4	2	1	1	0	0	0	0	0	0	1	4	4	9.00	2.000								
Pat Hentgen, R (7, 1) ERA:	1.0		3	1	0	0	0	0	0	0	0	0	0	3	3	0.00	1.000								
PITCHER	IP	WLS	BF	H	R	ER	SO	BB	IBB	HBP	BLK	WP	HR	S	P	ERA	WHIP								
Wilson Alvarez, L (8, 1) ERA:	1.0		3	0	0	0	0	0	0	0	0	0	0	3	3	0.00	0.000								
Lee Smith, R (9, 1) ERA: 18.0	1.0		5	1	2	2	0	1	0	0	0	0	1	4	8	18.00	2.000								
Jason Bere, R (10, 1) ERA:	0.0	L	2	2	1	1	0	0	0	0	0	0	0	2	2	∞	∞								


American League All-Stars @ National League All-Stars
 Three Rivers Stadium, Pittsburgh, PA
 Tue Jul 12 1994, 8:05 PM EDT
 Att: 59,568 - Unknown

livebaseballscorecards.com

AB	36
R	8
H	12
RBI	8
BB	1
SO	5
LOB	10



Batter		1	2	3	4	5	6	7	8	9	AB	R	H	RBI	BB	SO	LOB
Lenny Dykstra, L (1, 8) Sammy Sosa, R (6, 8)	B B B	4-0 CS BB			x 0-0 4-3		x 0-0 1-3			x 0-0 F9	2	0	0	0	1	0	0
Tony Gwynn, L (1, 9) Reggie Sanders, R (5, 9) Raul Mondesi, R (7, 9)	x	0-0 F7			x 0-0 G3			0-3 K		x 0-0 F9	2	0	0	0	0	0	1
Barry Bonds, L (1, 7) Dante Bichette, R (7, 7)	S S	0-3 K 1-2			x 0-0 1-3			x 0-0 F9		x 0-3 K	3	0	0	0	0	1	1
Mike Piazza, R (1, 2) OBP: 0.333, SLG: 1.333 Darren Daulton, L (7, 2)	x		0-0 3-1		x 0-0 L6		x 0-0 HR				3	1	1	1	0	0	0
Fred McGriff, L (1, 3) Mark Grace, L (7, 3)	S S		0-3 K		x 0-0 F9		x 0-3 K				3	0	0	0	0	2	0
Ron Gant, R (1, 10) Jeff Conine, R (8, PH) OBP: 1.000, SLG: 4.000	S S		0-3 K		x 0-0 F3				0-0 HR		2	0	0	0	0	1	0
Barry Larkin, R (1, 6) Jose Offerman, S (8, 6)	x			0-0 4-3		x 0-0 L4		x 0-0 1-3			3	0	0	0	0	0	0
Vinny Castilla, R (1, 5) Bobby Bonilla, S (6, 5)	S S		0-3 K		x 0-0 5-3			x 0-3 K			2	0	0	0	0	1	0
Craig Biggio, R (1, 4) OBP: 0.500, SLG: 2.000 Mickey Morandini, L (7, 4)	x		0-0 6-3		x 0-0 HR			x 0-3 K			2	1	1	1	0	0	0

National League All-Stars @ American League All-Stars		The Ballpark at Arlington, Arlington, TX	
AB	29	R	3
H	3	RBI	3
BB	1	SO	9
LOB	2		
			
WP: 0	PA: 30	1B: 0	SF: 0
PB: 0	2B: 0	2B: 0	SAC: 0
SB: 0	3B: 0	3B: 0	DP: 0
CS: 1	HR: 3	HR: 3	HBP: 0

Tue Jul 11 1995, 8:05 PM EDT
Att: 50,920 - Unknown

Inning Stats		R: 0	H: 0	R: 0	H: 0	R: 0	H: 0	R: 0	H: 0	R: 1	H: 1	R: 1	H: 1	R: 1	H: 1	R: 0	H: 0
		E: 0	LOB: 0	E: 0	LOB: 0	E: 0	LOB: 0	E: 0	LOB: 0	E: 0	LOB: 0	E: 0	LOB: 0	E: 0	LOB: 0	E: 0	LOB: 0
		K: 1	BB: 1	K: 2	BB: 0	K: 1	BB: 0	K: 0	BB: 0	K: 2	BB: 0	K: 2	BB: 0	K: 2	BB: 0	K: 1	BB: 0
		S: 4	P: 8	S: 7	P: 7	S: 5	P: 5	S: 3	P: 3	S: 4	P: 4	S: 8	P: 8	S: 8	P: 8	S: 5	P: 5

PITCHER		IP	WLS	BF	H	R	ER	SO	BB	IBB	HBP	BLK	WP	HR	S	P	ERA	WHIP
Randy Johnson, L (1, 1)	ERA: 0.00	2.0		6	0	0	0	3	1	0	0	0	0	0	11	15	0.00	0.500
Kevin Appier, R (3, 1)	ERA: 0.00	2.0		6	0	0	0	1	0	0	0	0	0	0	8	8	0.00	0.000
Dennis Martinez, R (5, 1)	ERA: 4.5	2.0		7	1	1	1	0	0	0	0	0	0	1	7	7	4.50	0.500
Kenny Rogers, L (7, 1)	ERA: 9.0	1.0		4	1	1	1	2	0	0	0	0	0	1	8	8	9.00	1.000
Steve Ontiveros, R (8, 1)	ERA: 13.5	0.2	L	3	1	1	1	1	0	0	0	0	0	1	5	5	13.50	1.500
PITCHER		IP	WLS	BF	H	R	ER	SO	BB	IBB	HBP	BLK	WP	HR	S	P	ERA	WHIP
David Wells, L (8, 1)	ERA: 0.00	0.1		1	0	0	0	1	0	0	0	0	0	0	3	3	0.00	0.000
Jose Mesa, R (9, 1)	ERA: 0.00	1.0		3	0	0	0	1	0	0	0	0	0	0	5	5	0.00	0.000

Batter	1	2	3	4	5	6	7	8	9	AB	R	H	RBI	BB	SO	LOB
Kenny Lofton, L Jim Edmonds, L	0-3 K			0-0 4-3	0-0 1-3		0-3 K			3	0	0	0	0	1	2
Carlos Baerga, S Roberto Alomar, S	0-0 CS 1B			0-0 HR 1B		0-0 S 2B		0-0 F7		3	1	3	0	0	0	0
Edgar Martinez, R Tino Martinez, L	0-3 K 1-2			0-0 F6		0-0 F8 2-3		0-0 1B		3	0	0	0	0	1	3
Frank Thomas, R Mo Vaughn, L		0-0 F2		0-0 HR		0-3 K		0-3 K		2	1	1	2	0	0	0
Albert Belle, R Paul O'Neill, L		0-3 K		0-0 F6		0-0 6-3		0-0 F8		3	0	0	0	0	1	2
Cal Ripken Jr., R Gary Disarcina, R		0-0 L9			0-0 FC6-4 1B 1B		0-0 BB 1B		0-0 F7	3	0	2	0	0	0	0
Wade Boggs, L Kevin Seitzer, R			0-0 F8		0-0 FC6-4 1B 1-2		0-0 F9		0-0 4-3	2	0	1	0	0	0	0
Kirby Puckett, R Manny Ramirez, R			0-0 1-3		0-3 K		4-0 BB 1-2		4-0 BB	2	0	0	0	0	1	2
Ivan Rodriguez, R Mike Stanley, R			0-0 6-3		0-0 FC6-4 1-2 2-3		0-3 K		0-0 L9	3	0	0	0	0	1	4

Inning Stats	R: 0	H: 1	E: 0	LOB: 0	K: 2	BB: 0	S: 7	P: 7	R: 0	H: 0	E: 0	LOB: 0	K: 1	BB: 0	S: 5	P: 5	R: 0	H: 0	E: 0	LOB: 0	K: 0	BB: 0	S: 3	P: 3	R: 2	H: 2	E: 0	LOB: 0	K: 0	BB: 0	S: 5	P: 5	R: 0	H: 2	E: 0	LOB: 2	K: 1	BB: 0	S: 7	P: 7	R: 0	H: 1	E: 0	LOB: 2	K: 1	BB: 0	S: 6	P: 6	R: 0	H: 1	E: 0	LOB: 2	K: 2	BB: 1	S: 8	P: 12	R: 0	H: 1	E: 0	LOB: 1	K: 1	BB: 0	S: 6	P: 6	R: 0	H: 0	E: 0	LOB: 1	K: 0	BB: 1	S: 3	P: 7	1B: 6	SF: 0	2B: 1	SAC: 0	3B: 0	DP: 0	HR: 1	HBP: 0
--------------	------	------	------	--------	------	-------	------	------	------	------	------	--------	------	-------	------	------	------	------	------	--------	------	-------	------	------	------	------	------	--------	------	-------	------	------	------	------	------	--------	------	-------	------	------	------	------	------	--------	------	-------	------	------	------	------	------	--------	------	-------	------	-------	------	------	------	--------	------	-------	------	------	------	------	------	--------	------	-------	------	------	-------	-------	-------	--------	-------	-------	-------	--------

PITCHER	IP	WLS	BF	H	R	ER	SO	BB	IBB	HBP	BLK	WP	HR	S	P	ERA	WHIP
Hideo Nomo, R ERA: 2.00	2.0		6	1	0	0	3	0	0	0	0	0	0	12	12	0.00	0.500
John Smiley, L ERA: 9.00	2.0		8	2	2	2	0	0	0	0	0	0	1	8	8	9.00	1.000
Tyler Green, R ERA: 0.00	1.0		5	2	0	0	1	0	0	0	0	0	0	7	7	0.00	2.000
Denny Neagle, L ERA: 0.00	1.0		4	1	0	0	1	0	0	0	0	0	0	6	6	0.00	1.000
Carlos Perez, L ERA: 0.00	0.1		3	1	0	0	0	1	0	0	0	0	0	2	6	0.00	6.000


BOTTOM

National League All-Stars @ American League All-Stars
The Ballpark at Arlington, Arlington, TX

Tue Jul 11 1995, 8:05 PM EDT
Att. 50,920 - Unknown

livebaseballscores.com

AB	34
R	2
H	8
RBI	2
BB	2
SO	8
LOB	21



PITCHER	IP	WLS	BF	H	R	ER	SO	BB	IBB	HBP	BLK	WP	HR	S	P	ERA	WHIP
Heathcliff Slocumb, R ERA: 0.00	1.0		4	1	0	0	2	0	0	0	0	0	0	8	8	0.00	1.000
Tom Henke, R ERA: 0.00	0.2		2	0	0	0	1	0	0	0	0	0	0	4	4	0.00	0.000
Randy Myers, L ERA: 0.00	1.0	S	4	0	0	0	0	1	0	0	0	0	0	3	7	0.00	1.000

Batter	1	2	3	4	5	6	7	8	9	AB R H RBI BB SO LOB	TOP		
Kenny Lofton, L OBP: 0.667, SLG: 0.667 Joe Carter, R OBP: 1.000, SLG: 1.000	2-1 F8 S 1B		3-2 F8			2-0 1B S 1B		1-1 1B 1B		3 0 2 0 0 0 0 1 0 1 0 0 0 0	<p>American League All-Stars @ National League All-Stars Veterans Stadium, Philadelphia, PA</p> <p>Tue Jul 09 1996, 8:05 PM EDT Att: 62,670 - Cloudy</p>		
Wade Boggs, L Travis Fryman, R	2-1 P5 1-2		1-2 6-3			1-1 F7		1-3 K		3 0 0 0 0 0 2 1 0 0 0 0 1 1			
Roberto Alomar, S Chuck Knoblauch, R	1-2 F8 2-3			0-2 5-3		2-2 SAFE 1-3 1B		1-1 1B 1-2 1B		3 0 1 0 0 0 1 1 0 1 0 0 0 0			
Albert Belle, R	1-3 K			3-3 K		2-3 K		1-0 L8		4 0 0 0 0 3 5			
Mo Vaughn, L Mark McGwire, R		0-0 2B		1-2 4-3		1-0 6-3		1-2 G6-4-3 1B		3 0 1 0 0 0 2 1 0 1 0 0 0 0			
Ivan Rodriguez, R Sandy Alomar Jr., R		0-1 P4		1-3 K			0-0 P8	1-2 G6-4-3 1-2		2 0 0 0 0 1 1 2 0 0 0 0 0 1			
Cal Ripken Jr., R Troy Percival, R Roberto Hernandez, R Dan Wilson, R		3-1 L7		3-2 F7		2-1 6-3		2-2 F9		3 0 0 0 0 0 1 0 0 0 0 0 0 0 0 0 0 0 0 0 0 1 0 0 0 0 0 0			
Brady Anderson, L Roger Pavlik, R Alex Rodriguez, R		0-0 3-1		0-0 E5		1-1 F9				2 0 0 0 0 0 1 0 0 0 0 0 0 0 1 0 0 0 0 0 0			
Charles Nagy, L Edgar Martinez, R Chuck Finley, L Jay Buhner, R			2-1 6-3		1-1 L8			0-0 P4		0 0 0 0 0 0 0 1 0 0 0 0 0 0 0 0 0 0 0 0 0 2 0 0 0 0 0 1			
Inning Stats	R: 0 H: 1 E: 0 LOB: 1 K: 1 BB: 0 S: 11 P: 17	R: 0 H: 1 E: 0 LOB: 1 K: 0 BB: 0 S: 6 P: 9	R: 0 H: 0 E: 0 LOB: 0 K: 0 BB: 0 S: 11 P: 17	R: 0 H: 0 E: 0 LOB: 0 K: 1 BB: 0 S: 11 P: 15	R: 0 H: 0 E: 1 LOB: 1 K: 1 BB: 0 S: 9 P: 14	R: 0 H: 2 E: 0 LOB: 2 K: 0 BB: 0 S: 10 P: 18	R: 0 H: 0 E: 0 LOB: 0 K: 0 BB: 0 S: 5 P: 8	R: 0 H: 2 E: 0 LOB: 2 K: 1 BB: 0 S: 9 P: 13	R: 0 H: 1 E: 0 LOB: 0 K: 0 BB: 0 S: 13 P: 17	1B: 6 SF: 0 2B: 1 SAC: 0 3B: 0 DP: 1 HR: 0 HBP: 0		WP: 0 PA: 34 PB: 0 SB: 2 CS: 0	
PITCHER	IP WLS BF H R ER SO BB IBB HBP BLK WP HR S P ERA WHIP											PITCHER	IP WLS BF H R ER SO BB IBB HBP BLK WP HR S P ERA WHIP
John Smoltz, R ERA:	(1, 1) 2.0 W 8 2 0 0 1 0 0 0 0 0 0 0 17 26 0.00 1.000											Steve Trachsel, R ERA:	(7, 1) 1.0 3 0 0 0 0 0 0 0 0 0 0 5 8 0.00 0.000
Kevin Brown, R ERA:	(3, 1) 1.0 3 0 0 0 0 0 0 0 0 0 0 0 11 17 0.00 0.000											Todd Worrell, R ERA:	(8, 1) 1.0 5 2 0 0 1 0 0 0 0 0 0 9 13 0.00 2.000
Tom Glavine, L ERA:	(4, 1) 1.0 3 0 0 0 1 0 0 0 0 0 0 0 11 15 0.00 0.000											Mark Wohlers, R ERA:	(9, 1) 0.2 2 1 0 0 0 0 0 0 0 0 0 6 8 0.00 1.500
Ricky Bottalico, R ERA:	(5, 1) 1.0 4 0 0 0 1 0 0 0 0 0 0 0 9 14 0.00 0.000											Al Leiter, L ERA:	(9, 1) 0.1 1 0 0 0 0 0 0 0 0 0 0 7 9 0.00 0.000
Pedro Martinez, R ERA:	(6, 1) 1.0 5 2 0 0 1 0 0 0 0 0 0 0 10 18 0.00 2.000												

livebaseballscores.com

AB	34
R	0
H	7
RBI	0
BB	0
SO	5
LOB	16



Batter	1	2	3	4	5	6	7	8	9	AB	R	H	RBI	BB	SO	LOB
Lance Johnson, L OBP: 0.750, SLG: 1.000 (1, 8)	0-0 4-3 3-1 2B	3-2 4-3			1-2 CS 1B		0-0 4-3 1B			4	1	3	0	0	0	1
Barry Larkin, R OBP: 0.333, SLG: 0.333 Ozzie Smith, S (1, 6) (6, 6)	1-1 4-3 2-3		0-2 1B 2B 1B		1-0 F9 1-2		2-2 4-3 1-2			3	1	1	0	0	0	2
Barry Bonds, L OBP: 0.333, SLG: 0.333 Pedro Martinez, R Gary Sheffield, R (1, 7) (6, 1) (7, 9)	0-0 3-1 3-H		2-0 1-3 CS 1B		3-2 G3 2-3		2-2 P4			3	0	1	1	0	0	1
Fred McGriff, L Tom Glavine, L Ken Caminiti, S Todd Worrell, R Mark Wohlers, R Al Leiter, L (1, 3) (4, 1) (5, 9) (8, 1) (9, 1) (9, 1)	3-3 K		2-3 SAFE 1-2		0-2 HR		0-3 K			2	0	0	0	0	2	2
Mike Piazza, R OBP: 0.667, SLG: 2.000 Todd Hundley, S Jason Kendall, R (1, 2) (8, 2) (9, 2)		2-1 HR	1-0 3-H 2B		1-3 K		1-1 F8			3	1	2	2	0	1	0
Dante Bichette, R OBP: 0.333, SLG: 0.667 Steve Trachsel, R Mark Grudzielanek, R (1, 9) (7, 1) (8, 5)		1-1 4-3	3-3 K		1-2 WP FC6-4 2B		1-0 5-3			3	1	1	0	0	1	1
Chipper Jones, S OBP: 0.500, SLG: 0.500 Ricky Bottalico, L Ellis Burks, R OBP: 0.500, SLG: 1.500 (1, 5) (5, 1) (6, 7)		1-0 5-3 1B		0-0 L7		1-3 K FC6-4 2-3		0-0 3B		2	1	1	0	0	0	0
Craig Biggio, R Eric Young Sr., R (1, 4) (6, PR) (7, 4)		0-2 5-3		0-3 K		0-0 FC6-4 FC5-4 1-2f 3-H		0-1 3-1		3	0	0	1	0	1	2
John Smoltz, R Henry Rodriguez, L OBP: 1.000, SLG: 1.000 Kevin Brown, R Jeff Bagwell, R (1, 1) (2, PH) (3, 1) (4, 3)		1-0 2-H 1B		1-3 K		0-1 FC5-4 1-2f				0	0	0	0	0	0	0

Inning Stats	R: 1	H: 1	E: 0	K: 1	S: 7	LOB: 0	BB: 0	P: 11	R: 2	H: 3	E: 0	K: 0	S: 17	LOB: 1	BB: 0	P: 25	R: 1	H: 3	E: 0	K: 2	S: 13	LOB: 0	BB: 0	P: 21	R: 0	H: 0	E: 0	K: 2	S: 10	LOB: 0	BB: 0	P: 11	R: 0	H: 1	E: 0	K: 1	S: 7	LOB: 0	BB: 0	P: 12	R: 2	H: 2	E: 0	K: 2	S: 20	LOB: 1	BB: 0	P: 23	R: 0	H: 1	E: 0	K: 1	S: 11	LOB: 1	BB: 0	P: 15	R: 0	H: 1	E: 0	K: 0	S: 6	LOB: 1	BB: 0	P: 8
1B: 6	SF: 0	2B: 4	SAC: 0	3B: 1	DP: 1	HR: 2	HBP: 0	WP: 1	PA: 35	PB: 0	SB: 1	CS: 2																																																				

PITCHER	IP	WLS	BF	H	R	ER	SO	BB	IBB	HBP	BLK	WP	HR	S	P	ERA	WHIP
Charles Nagy, R ERA: 13.5 (1, 1)	2.0	L	10	4	3	3	1	0	0	0	0	0	0	24	36	13.50	2.000
Chuck Finley, L ERA: 4.5 (3, 1)	2.0		8	3	1	1	4	0	0	0	0	0	0	23	32	4.50	1.500
Roger Pavlik, R ERA: 9.0 (5, 1)	2.0		9	3	2	2	2	0	0	0	0	1	1	27	35	9.00	1.500
Troy Percival, R ERA: (7, 1)	1.0		4	1	0	0	1	0	0	0	0	0	0	11	15	0.00	1.000
Roberto Hernandez, R ERA: (8, 1)	1.0		4	1	0	0	0	0	0	0	0	0	0	6	8	0.00	1.000

BOTTOM

American League All-Stars @ National League All-Stars
Veterans Stadium, Philadelphia, PA
 Tue Jul 09 1996, 8:05 PM EDT
 Att: 62,670 - Cloudy

AB	35
R	6
H	12
RBI	6
BB	0
SO	8
LOB	15



PITCHER	IP	WLS	BF	H	R	ER	SO	BB	IBB	HBP	BLK	WP	HR	S	P	ERA	WHIP
Charles Nagy, R ERA: 13.5 (1, 1)	2.0	L	10	4	3	3	1	0	0	0	0	0	0	24	36	13.50	2.000
Chuck Finley, L ERA: 4.5 (3, 1)	2.0		8	3	1	1	4	0	0	0	0	0	0	23	32	4.50	1.500
Roger Pavlik, R ERA: 9.0 (5, 1)	2.0		9	3	2	2	2	0	0	0	0	1	1	27	35	9.00	1.500
Troy Percival, R ERA: (7, 1)	1.0		4	1	0	0	1	0	0	0	0	0	0	11	15	0.00	1.000
Roberto Hernandez, R ERA: (8, 1)	1.0		4	1	0	0	0	0	0	0	0	0	0	6	8	0.00	1.000

Batter	1	2	3	4	5	6	7	8	9	AB	R	H	RBI	BB	SO	LOB
Brady Anderson, L OBP: 0.500, SLG: 0.750 (1, 7) (6, 9)	0-0 4-3 ①		0-0 WP 2B		0-0 F7			0-0 FC5-4 1B		4	0	2	0	0	0	2
Alex Rodriguez, R OBP: 0.333, SLG: 0.333 Nomar Garciaparra, R (1, 6) (7, 6)	0-0 1B		0-3 K 2-3			0-3 K		0-0 FC5-4 1-2f		3	0	1	0	0	2	1
Ken Griffey Jr., L (1, 8)	0-0 F7		0-3 K			0-0 L9		0-3 K		4	0	0	0	0	2	3
Tino Martinez, L Mark McGwire, R (1, 3) (6, 3)	0-0 4-3			0-0 3-1		0-3 K		0-3 K		2	0	0	0	0	0	1
Edgar Martinez, R OBP: 1.000, SLG: 2.500 Jim Thome, L (7, PH)		0-0 HR		0-0 CS 1B				0-0 6-3		2	1	2	1	0	0	0
Paul O'Neill, L Bernie Williams, S (1, 9) (6, 7)		0-0 1-3		0-3 K 1-2				4-0 WP HR BB		2	0	0	0	0	1	1
Cal Ripken Jr., R OBP: 0.500, SLG: 0.500 Joey Cora, S (5, PR) (6, 4) Chuck Knoblauch, R (8, 4)		0-0 4-3			0-0 PB 4-3 1B			0-0 F7		2	0	1	0	0	0	0
Ivan Rodriguez, R Sandy Alomar Jr., R OBP: 1.000, SLG: 4.000 (1, 2) (6, 2)		0-0 1-3			0-0 4-3 1-2			0-0 1-H HR		2	0	0	0	0	0	1
Roberto Alomar, S Jeff Cirillo, R (1, 4) (6, 5)			0-0 6-3		0-0 1-3 2-3			0-3 K		1	1	1	2	0	0	0

Inning Stats	R: 0	H: 1	E: 0	LOB: 1	K: 0	BB: 0	S: 4	P: 4	R: 1	H: 1	E: 0	LOB: 0	K: 0	BB: 0	S: 4	P: 4	R: 0	H: 1	E: 0	LOB: 1	K: 2	BB: 0	S: 8	P: 8	R: 0	H: 1	E: 0	LOB: 2	K: 0	BB: 0	S: 4	P: 4	R: 0	H: 0	E: 0	LOB: 0	K: 2	BB: 0	S: 7	P: 7	R: 2	H: 1	E: 0	LOB: 0	K: 1	BB: 1	S: 6	P: 10	R: 0	H: 1	E: 0	LOB: 1	K: 2	BB: 0	S: 8	P: 8
--------------	------	------	------	--------	------	-------	------	------	------	------	------	--------	------	-------	------	------	------	------	------	--------	------	-------	------	------	------	------	------	--------	------	-------	------	------	------	------	------	--------	------	-------	------	------	------	------	------	--------	------	-------	------	-------	------	------	------	--------	------	-------	------	------

PITCHER	IP	WLS	BF	H	R	ER	SO	BB	IBB	HBP	BLK	WP	HR	S	P	ERA	WHIP
Greg Maddux, R ERA: 4.5	(1, 1)	2.0	8	2	1	1	0	0	0	0	0	0	0	8	8	4.50	1.000
Curt Schilling, R ERA:	(3, 1)	2.0	7	2	0	0	3	0	0	0	0	1	0	13	13	0.00	1.000
Kevin Brown, R ERA:	(5, 1)	1.0	4	1	0	0	0	0	0	0	0	0	0	4	4	0.00	1.000
Pedro Martinez, R ERA:	(6, 1)	1.0	3	0	0	0	2	0	0	0	0	0	0	7	7	0.00	0.000
Shawn Estes, L ERA: 18.0	(7, 1)	1.0	L 5	1	2	2	1	1	0	0	0	1	1	6	10	18.00	2.000


BOTTOM

National League All-Stars @ American League All-Stars
Jacobs Field, Cleveland, OH
 Tue Jul 08 1997, 8:05 PM EDT
 Att. 44,916 - Unknown

AB	30
R	3
H	7
RBI	3
BB	1
SO	8
LOB	14

livebaseballscorecards.com

1B:	4	SF:	0	WP:	2	PA:	31
2B:	1	SAC:	0	PB:	1		
3B:	0	DP:	0	SB:	0		
HR:	2	HBP:	0	CS:	1		



Batter	1	2	3	4	5	6	7	8	9	AB	R	H	RBI	BB	SO	LOB	TOP														
Kenny Lofton, L OBP: 0.500, SLG: 0.333 Darin Erstad, L (1, 7) (5, 7) (6, 8)	2-1 1B S 1B		4-2 1B BB	1-1 G1-3	1-1 FC4-6		2-2 G6-3		1-0 E4 1B SF9	3	0	1	0	1	0	3															
Roberto Alomar, S OBP: 0.800, SLG: 1.500 Ray Durham, S OBP: 1.000, SLG: 1.000 (1, 4) (9, PH) (9, 4)	0-1 G1-3 1B		2-2 P4	4-2 BB BB		0-0 S 1B PB 1B		3-2 HR	0-0 1B 1B	4	2	3	1	1	0	1															
Ken Griffey Jr., L OBP: 0.750, SLG: 0.667 Paul O'Neill, L (1, 8) (6, 7)	1-1 P3		2-1 1B	4-2 BB		0-1 PB S WP 1B		1-1 G5-3	3-2 G3	3	1	2	1	1	0	2															
Juan Gonzalez, R Manny Ramirez, R (1, 9) (6, 9)	1-2 G1-3		1-2 P4	0-1 SF8		1-3 K		1-2 G5-3	0-1 SF9	3	0	0	1	0	1	6															
Jim Thome, L Rafael Palmeiro, L OBP: 1.000, SLG: 1.000 (1, 3) (6, 3)	4-2 BB		1-0 F7	2-3 K		4-2 WP PB 1B BB		2-2 1B 1B	3-1 1B	2	1	0	0	2	1	4															
Alex Rodriguez, R OBP: 0.687, SLG: 1.667 Derek Jeter, R Omar Vizquel, S OBP: 0.500, SLG: 0.500 (1, 6) (5, 6) (8, PH) (8, 6)	0-3 K		2-2 1B 2B 1B	1-1 HR		3-3 K		0-1 1B 1B	0-1 G6-3	3	2	2	1	0	1	3															
Ivan Rodriguez, R OBP: 0.750, SLG: 0.750 Sandy Alomar Jr., R OBP: 1.000, SLG: 1.000 (1, 2) (7, 2)		2-0 G4-6-3 1B	0-2 2B 1B	3-2 F9		3-2 S 1B		0-1 G6-4-3 1B		4	1	3	1	0	0	0															
Cal Ripken Jr., R OBP: 0.250, SLG: 0.500 Rolando Arzojo, R John Wetteland, R Dean Palmer, R Tom Gordon, R Troy Percival, R (1, 5) (6, 1) (7, 1) (8, PH) (8, 1) (9, 1)		0-0 G4-6-3	1-0 1B BB 2B	2-1 G6-3		2-2 G4-3		1-2 G6-4-3		4	1	1	2	0	0	2															
David Wells, L Roger Clemens, R Damion Easley, R OBP: 1.000, SLG: 1.000 Brad Radke, R Ben Grieve, L Bartolo Colon, R Scott Brosius, R OBP: 0.500, SLG: 0.500 (1, 1) (3, 1) (4, PH) (4, 1) (5, PH) (5, 1) (6, 5)		1-0 G4-3	1-0 BB G1-3 SF8 1B	4-1 FC4-6 BB		0-3 K		2-1 E S 1B		1	0	0	0	0	0	0															
Inning Stats	R: 0 E: 0 K: 1 S: 17	H: 2 LOB: 3 BB: 1 P: 25	R: 0 E: 0 K: 0 S: 3	H: 1 LOB: 0 BB: 0 P: 6	R: 0 E: 0 K: 0 S: 14	H: 1 LOB: 2 BB: 1 P: 24	R: 4 E: 0 K: 1 S: 26	H: 4 LOB: 2 BB: 2 P: 41	R: 1 E: 0 K: 0 S: 12	H: 1 LOB: 1 BB: 1 P: 23	R: 3 E: 0 K: 2 S: 20	H: 3 LOB: 1 BB: 1 P: 33	R: 1 E: 0 K: 1 S: 13	H: 1 LOB: 0 BB: 0 P: 19	R: 1 E: 0 K: 0 S: 13	H: 3 LOB: 1 BB: 0 P: 17	R: 3 E: 1 K: 0 S: 13	H: 3 LOB: 1 BB: 0 P: 22	1B: 16 2B: 1 3B: 0 HR: 2	SF: 2 SAC: 0 DP: 2 HBP: 0	WP: 1 PB: 1 SB: 6 CS: 0	PA: 51									
PITCHER	IP WLS BF H R ER SO BB IBB HBP BLK WP HR S P ERA WHIP	IP WLS BF H R ER SO BB IBB HBP BLK WP HR S P ERA WHIP	IP WLS BF H R ER SO BB IBB HBP BLK WP HR S P ERA WHIP	IP WLS BF H R ER SO BB IBB HBP BLK WP HR S P ERA WHIP	IP WLS BF H R ER SO BB IBB HBP BLK WP HR S P ERA WHIP	IP WLS BF H R ER SO BB IBB HBP BLK WP HR S P ERA WHIP	IP WLS BF H R ER SO BB IBB HBP BLK WP HR S P ERA WHIP	IP WLS BF H R ER SO BB IBB HBP BLK WP HR S P ERA WHIP	IP WLS BF H R ER SO BB IBB HBP BLK WP HR S P ERA WHIP	IP WLS BF H R ER SO BB IBB HBP BLK WP HR S P ERA WHIP	IP WLS BF H R ER SO BB IBB HBP BLK WP HR S P ERA WHIP	IP WLS BF H R ER SO BB IBB HBP BLK WP HR S P ERA WHIP	IP WLS BF H R ER SO BB IBB HBP BLK WP HR S P ERA WHIP	IP WLS BF H R ER SO BB IBB HBP BLK WP HR S P ERA WHIP	IP WLS BF H R ER SO BB IBB HBP BLK WP HR S P ERA WHIP	IP WLS BF H R ER SO BB IBB HBP BLK WP HR S P ERA WHIP	IP WLS BF H R ER SO BB IBB HBP BLK WP HR S P ERA WHIP	IP WLS BF H R ER SO BB IBB HBP BLK WP HR S P ERA WHIP	IP WLS BF H R ER SO BB IBB HBP BLK WP HR S P ERA WHIP	IP WLS BF H R ER SO BB IBB HBP BLK WP HR S P ERA WHIP	IP WLS BF H R ER SO BB IBB HBP BLK WP HR S P ERA WHIP	IP WLS BF H R ER SO BB IBB HBP BLK WP HR S P ERA WHIP	IP WLS BF H R ER SO BB IBB HBP BLK WP HR S P ERA WHIP	IP WLS BF H R ER SO BB IBB HBP BLK WP HR S P ERA WHIP	IP WLS BF H R ER SO BB IBB HBP BLK WP HR S P ERA WHIP						
Greg Maddux, R ERA: 0.00 (1, 1)	2.0	9	3	0	0	1	1	0	0	0	0	0	0	20	31	0.00	2.000	Trevor Hoffman, R ERA: 9.0 (7, 1)	1.0	4	1	1	1	1	0	0	13	19	9.00	1.000	
Tom Glavine, L ERA: 27.0 (3, 1)	1.1	12	5	4	4	0	3	0	0	0	0	0	0	34	57	27.00	6.000	Jeff Shaw, R ERA: 9.0 (8, 1)	1.0	5	3	1	1	0	0	0	13	17	9.00	3.000	
Kevin Brown, R ERA: 9.0 (4, 1)	0.2	2	0	0	0	1	0	0	0	0	0	0	0	6	8	0.00	0.000	Robb Nen, R ERA: 9.0 (9, 1)	1.0	7	3	3	1	0	0	0	13	22	9.00	3.000	
Andy Ashby, R ERA: 9.0 (5, 1)	1.0	5	1	1	1	0	1	0	0	0	0	1	12	23	9.00	2.000															
Ugueth Urbina, R ERA: 27.0 (6, 1)	1.0	L	7	3	3	2	1	0	0	0	1	0	20	33	27.00	4.000															

American League All-Stars @ National League All-Stars
Coors Field, Denver, CO
Tue Jul 07 1998, 6:05 PM MDT
Att. 51,267 - Cloudy - 84 F

AB	43
R	13
H	19
RBI	11
BB	6
SO	5
LOB	29



BOTTOM

American League All-Stars @ National League All-Stars
Coors Field, Denver, CO
Tue Jul 07 1998, 6:05 PM MDT
Att: 51,267 - Cloudy - 84 F

AB 36
R 8
H 12
RBI 8
BB 5
SO 8
LOB 18



WP: 0 PA: 43
PB: 0
SB: 0
CS: 0

3 0 0 0 0 3 3
0 0 0 0 0 0 0
0 0 0 0 0 0 0
1 0 1 2 0 0 0

2 0 1 2 0 0 0
3 1 3 0 0 0 0
0 0 0 0 0 0 0

2 1 0 0 1 1 2
2 0 0 0 0 0 4

2 1 1 3 1 0 2
2 0 0 0 0 1 0

2 1 0 0 1 0 1
2 0 0 0 0 0 0

3 0 1 0 0 0 0
1 0 0 0 0 1 0
1 0 1 0 0 0 0

1 1 0 0 1 0 2
3 1 1 0 0 2 1

3 1 2 1 0 0 0
1 1 0 0 0 0 1

0 0 0 0 0 0 0
0 0 0 0 0 0 0
0 0 0 0 0 0 0
1 0 0 0 0 0 2
0 0 0 0 0 0 0
0 0 0 0 0 0 0
1 0 1 0 1 0 0

1B: 10 SF: 0
2B: 0 2B: 0
3B: 1 DP: 2
HR: 1 HBP: 1

Main table containing 9 columns (Innings 1-9) and 15 rows of batter data. Each cell includes a batting order number, a baseball diamond diagram with pitch/batter information, and a small box with player statistics. The table is partially shaded in grey.

Inning Stats table with 15 columns (R, H, E, K, S) and 2 rows (Pitcher, Batter) for each of the 9 innings.

Pitcher stats table with 15 columns (IP, WLS, BF, H, R, ER, SO, BB, IBB, HBP, BLK, WP, HR, S, P, ERA, WHIP) and 2 rows (Pitcher, Batter) for each of the 9 innings.

Batter	1	2	3	4	5	6	7	8	9	AB R H RBI BB SO LOB	TOP		
Barry Larkin, R (1, 6) OBP: 0.333, SLG: 0.333 Alex Gonzalez, R (7, PH) (7, 6)	2-2 K		1-1 2-H 1B		1-2 FC4-6 2B		2-2 P4			3 0 1 1 0 1 1 1 0 0 0 0 0 1	National League All-Stars @ American League All-Stars Fenway Park, Boston, MA Tue Jul 13 1999, 8:00 PM EDT Att. 34,187 - Unknown - 68 F		
33 Larry Walker, L (1, 9) 20 Luis Gonzalez, L (4, 7) OBP: 0.500, SLG: 1.000	1-3 K		0-0 1-3		2-0 1-3 2B		1-1 E4 FC6-4			2 0 0 0 0 1 1 2 0 1 0 0 0 1			
Sammy Sosa, R (1, 8) Vladimir Guerrero, R (5, 9)	2-3 K			0-0 P3	1-3 K		0-2 FC6-4			3 0 0 0 0 2 2 1 0 0 0 0 0 2			
25 Mark McGwire, R (1, 3) Sean Casey, L (5, 3)		1-3 K		4-2 1B 1B BB	0-3 K		0-1 G6-3			2 0 0 0 1 2 2 1 0 0 0 0 0 0			
Matt Williams, R (1, 5) OBP: 0.333, SLG: 0.333 Ed Sprague, R (6, 5)		0-0 E4 CS		1-3 K		1-2 G5-4-3 1B		0-2 G5-3		3 0 1 0 0 1 1 1 0 0 0 0 0 0			
Jeff Bagwell, R (1, 10) OBP: 0.333, SLG: 0.333 Gary Sheffield, R (8, PH)		3-3 K SAFE		2-2 1B 1-2 1B		3-3 K		1-0 G6-3		3 0 1 0 0 2 2 1 0 0 0 0 0 0			
Mike Piazza, R (1, 2) OBP: 0.500, SLG: 0.500 Mike Lieberthal, R (5, 2) Dave Nilsson, L (8, 2)			1-3 K	0-0 SAFE 1B		1-1 G5-4-3				2 0 1 0 0 1 0 1 0 0 0 0 0 1 1 0 0 0 0 1 0			
Jeremy Burnitz, L (1, 7) OBP: 0.500, SLG: 1.000 33 Brian Jordan, R (5, 8) OBP: 1.000, SLG: 1.000			2-2 1B 2B	0-0 G3			4-0 CS BB			2 1 1 0 0 0 3 1 0 1 0 1 0 0			
33 Jay Bell, R (1, 4) Jeff Kent, R (5, 4)			2-3 K		4-1 FC4-6 BB		4-1 20 E BB			1 0 0 0 1 1 1 1 0 0 0 1 0 1			
Inning Stats	R: 0 H: 0 E: 0 LOB: 0 K: 3 BB: 0 S: 12 P: 17	R: 0 H: 0 E: 1 LOB: 1 K: 2 BB: 0 S: 7 P: 11	R: 1 H: 2 E: 0 LOB: 1 K: 2 BB: 0 S: 15 P: 21	R: 0 H: 2 E: 0 LOB: 3 K: 1 BB: 1 S: 11 P: 18	R: 0 H: 1 E: 0 LOB: 2 K: 2 BB: 1 S: 13 P: 21	R: 0 H: 1 E: 0 LOB: 0 K: 1 BB: 0 S: 9 P: 14	R: 0 H: 0 E: 1 LOB: 2 K: 0 BB: 2 S: 9 P: 20	R: 0 H: 0 E: 0 LOB: 0 K: 0 BB: 0 S: 6 P: 7	R: 0 H: 1 E: 0 LOB: 0 K: 1 BB: 0 S: 14 P: 19	1B: 5 SF: 0 2B: 3 SAC: 0 3B: 0 DP: 3 HR: 0 HBP: 0		WP: 0 PA: 36 PB: 0 SB: 0 CS: 2	
PITCHER	IP WLS BF H R ER SO BB IBB HBP BLK WP HR S P ERA WHIP											PITCHER	IP WLS BF H R ER SO BB IBB HBP BLK WP HR S P ERA WHIP
Pedro Martinez, R (1, 1) ERA:	2.0 W 6 0 0 0 5 0 0 0 0 0 0 0 19 28 0.00 0.000											Roberto Hernandez, R (8, 1) ERA:	1.0 H 3 0 0 0 0 0 0 0 0 0 0 0 6 7 0.00 0.000
David Cone, R (3, 1) ERA: 4.5	2.0 H 11 4 1 1 3 1 0 0 0 0 0 0 26 39 4.50 2.500											John Wetteland, R (9, 1) ERA:	1.0 S 3 1 0 0 1 0 0 0 0 0 0 0 14 19 0.00 1.000
Mike Mussina, R (5, 1) ERA:	1.0 H 5 1 0 0 2 1 0 0 0 0 0 0 13 21 0.00 2.000												
José Rosado, L (6, 1) ERA:	1.0 H 3 1 0 0 1 0 0 0 0 0 0 0 9 14 0.00 1.000												
Jeff Zimmerman, R (7, 1) ERA:	1.0 H 5 0 0 0 0 2 0 0 0 0 0 0 9 20 0.00 2.000												

livebaseballscores.com



Batter	1	2	3	4	5	6	7	8	9	AB	R	H	RBI	BB	SO	LOB
Kenny Lofton, L OBP: 0.333, SLG: 0.333 Bernie Williams, S	1-2 24 S 25 1B 1B	2-3 K		0-0 P5		3-3 K				3	1	1	0	0	1	2
Nomar Garciaparra, R Derek Jeter, R 13 Omar Vizquel, S	0-1 L9		0-0 P8	2-3 K			1-2 G3			2	0	0	0	0	0	1
Ken Griffey Jr., L B.J. Surhoff, L	2-3 K		2-1 G3		0-0 G3		1-0 G4-3			2	0	0	0	0	1	1
24 Manny Ramirez, R Shawn Green, L Magglio Ordonez, R	4-2 25 1B 1B BB		1-3 K		1-2 FC4-6 1B		1-0 P6			1	1	0	0	1	1	0
25 Jim Thome, L 8 Ron Coomer, R	1-0 1B 1-2 2-H 1B			4-2 25 1B HBP BB	0-1 F9		1-3 K			2	1	1	1	1	0	1
Cal Ripken Jr., R Tony Fernandez, S	0-0 1-2 2-H 1B			2-2 25 1B E HBP	2-1 FC4-6		1-2 K			1	1	1	1	0	0	0
25 Rafael Palmeiro, L Harold Baines, L John Jaha, R	1-1 G3			0-0 E 1-3 2-H 1B		2-1 FC6-4 1B		2-3 K		2	0	1	1	0	0	2
Ivan Rodriguez, R Brad Ausmus, R		1-1 G4-3		2-3 K		3-2 FC6-4 30 1-3				2	0	0	0	0	1	2
Roberto Alomar, S 30 Jose Offerman, S		0-3 K		0-1 E5		2-2 1-3				1	0	0	0	0	0	1


Inning Stats	R: 2	H: 3	E: 0	LOB: 2	K: 1	P: 25	R: 0	H: 0	E: 0	LOB: 0	K: 2	P: 12	R: 0	H: 0	E: 0	LOB: 0	K: 1	P: 9	R: 2	H: 1	E: 1	LOB: 2	K: 2	P: 29	R: 0	H: 1	E: 0	LOB: 1	K: 0	P: 12	R: 0	H: 1	E: 0	LOB: 1	K: 1	P: 25	R: 0	H: 0	E: 0	LOB: 0	K: 0	P: 9	R: 0	H: 0	E: 0	LOB: 0	K: 3	P: 15
	S: 16	BB: 1		BB: 25			S: 9	BB: 0		BB: 12			S: 6	BB: 0		BB: 9	S: 6	BB: 0		S: 9	BB: 0		BB: 12	S: 9	BB: 0		S: 9	BB: 0		BB: 12	S: 15	BB: 0		BB: 25	S: 6	BB: 0		BB: 9	S: 11	BB: 0		BB: 15						

PITCHER	IP	WLS	BF	H	R	ER	SO	BB	IBB	HBP	BLK	WP	HR	S	P	ERA	WHIP
Curt Schilling, R ERA: 9.0	(1, 1)	2.0	L	10	3	2	3	1	0	0	0	0	0	25	37	9.00	2.000
Randy Johnson, L ERA:	(3, 1)	1.0		3	0	0	1	0	0	0	0	0	0	6	9	0.00	0.000
Kent Bottenfield, R ERA: 18.0	(4, 1)	1.0		7	1	2	2	1	0	1	0	0	0	19	29	18.00	2.000
42 Jose Lima, R ERA:	(5, 1)	1.0		4	1	0	0	0	0	0	0	0	0	9	12	0.00	1.000
34 Kevin Millwood, R ERA:	(6, 1)	1.0		4	1	0	1	0	0	0	0	0	0	15	25	0.00	1.000

BOTTOM

National League All-Stars @ American League All-Stars
Fenway Park, Boston, MA
 Tue Jul 13 1999, 8:00 PM EDT
 Att: 34,187 - Unknown - 68 F

AB	31
R	4
H	6
RBI	4
BB	2
SO	10
LOB	16



PITCHER	IP	WLS	BF	H	R	ER	SO	BB	IBB	HBP	BLK	WP	HR	S	P	ERA	WHIP
Andy Ashby, R ERA:	(7, 1)	0.1		1	0	0	0	0	0	0	0	0	0	4	5	0.00	0.000
Mike Hampton, L ERA:	(7, 1)	0.2		2	0	0	0	0	0	0	0	0	0	2	4	0.00	0.000
Trevor Hoffman, R ERA:	(8, 1)	0.1		1	0	0	1	0	0	0	0	0	0	4	5	0.00	0.000
Billy Wagner, L ERA:	(8, 1)	0.2		2	0	0	2	0	0	0	0	0	0	7	10	0.00	0.000

Batter	1	2	3	4	5	6	7	8	9	AB R H RBI BB SO LOB	TOP																				
Roberto Alomar, S (1, 4) Ray Durham, S (5, 4) OBP: 0.500, SLG: 0.500	0-0 G6-3		4-2 FC5 1B BB	0-0 P3		0-0 P5			3-1 1B 1B	2 0 0 0 1 0 3 2 1 1 0 0 0 1	<p>American League All-Stars @ National League All-Stars Turner Field, Atlanta, GA</p> <p>Tue Jul 11 2000, 8:35 PM EDT Att. 51,323 - Unknown - 86 F</p> <p>livebaseballscores.com</p>																				
Derek Jeter, R (1, 6) Nomar Garciaparra, R (5, 6) OBP: 1.000, SLG: 1.333 OBP: 0.500, SLG: 0.500	1-1		0-0 BB FC5 1B	0-0 G2-3 1B		0-0 L7			0-0 1B SF8 1B	3 1 3 2 0 0 0 2 1 1 0 0 0 1																					
Bernie Williams, S (1, 8) Matt Lawton, L (6, 8) OBP: 0.500, SLG: 0.500	0-0 G6-3		2-2 FC5 BB BB 1-2 2-3f	0-0 G2-3 1B			2-2 G1-3		2-2 SF8 S E 1B	3 0 0 0 0 0 5 2 1 1 1 0 0 0																					
Jason Giambi, L (1, 3) Aaron Sele, R (4, 1) Magglio Ordonez, R (5, 9) OBP: 0.500, SLG: 2.000	0-3 K		4-2 BB BB	1-3 K			3-2 G6-3 2B		1-1 SF8 1B	2 0 0 0 1 2 3 0 0 0 0 0 0 0 1 0 1 1 0 0 0																					
Carl Everett, S (1, 7) Darin Erstad, L (5, 7)		1-2 F8	4-2 BB BB		0-0 G4-3		1-0 G6-3		0-1 E4	2 0 0 1 1 0 0 2 0 0 1 0 0 1																					
Ivan Rodriguez, R (1, 2) Jorge Posada, S (6, 2)		1-2 1B	1-0 L8		3-0 F9		1-1 G5-3		1-3 K	3 0 1 0 0 0 3 2 0 0 0 0 1 2																					
Jermaine Dye, R (1, 9) Jason Isringhausen, R (5, 1) Derek Lowe, R (6, 1) Fred McGriff, L (7, 3)		0-0 F7		4-1 E 1B BB	2-3 K			1-1 P5	2-3 K	2 1 0 0 1 1 1 0 0 0 0 0 0 0 0 0 0 0 0 0 0 2 0 0 0 0 1 1																					
Travis Fryman, R (1, 5) Troy Glaus, R (4, 5) Tony Batista, R (8, PH) (8, 5)		1-3 K		0-0 E 1B 1B		1-0 G6-3		2-3 K		2 1 1 0 0 1 1 1 0 0 0 0 0 0 1 0 0 0 0 1 0																					
David Wells, L Mike Bordick, R James Baldwin, R Mike Sweeney, R Carlos Delgado, L Todd Jones, L Edgar Martinez, R Tim Hudson, R Mariano Rivera, R			0-0 L8	1-2 E6 G2-3 1B		3-2 2B		1-0 L8		0 0 0 0 0 0 0 1 0 0 0 0 0 0 0 0 0 0 0 0 0 1 0 0 0 0 0 0 0 0 0 0 0 0 0 0 0 0 0 0 0 0 1 0 0 0 0 0 0 0 0 0 0 0 0 0 0 0 0 0 0 0 0																					
Inning Stats	R: 0 H: 1 E: 0 LOB: 1 K: 1 BB: 0 S: 7 P: 8	R: 0 H: 1 E: 0 LOB: 1 K: 1 BB: 0 S: 11 P: 14	R: 1 H: 1 E: 0 LOB: 3 K: 0 BB: 3 S: 18 P: 33	R: 2 H: 2 E: 1 LOB: 2 K: 1 BB: 1 S: 11 P: 17	R: 0 H: 0 E: 0 LOB: 0 K: 1 BB: 0 S: 6 P: 11	R: 0 H: 1 E: 0 LOB: 1 K: 0 BB: 0 S: 9 P: 13	R: 0 H: 1 E: 0 LOB: 1 K: 0 BB: 0 S: 13 P: 20	R: 0 H: 0 E: 0 LOB: 0 K: 1 BB: 0 S: 7 P: 11	R: 3 H: 3 E: 1 LOB: 1 K: 2 BB: 0 S: 16 P: 25	1B: 7 SF: 1 2B: 3 SAC: 0 3B: 0 DP: 0 HR: 0 HBP: 0		WP: 0 PA: 43 PB: 0 SB: 1 CS: 0																			
PITCHER	IP WLS BF H R ER SO BB IBB HBP BLK WP HR S P ERA WHIP											PITCHER	IP WLS BF H R ER SO BB IBB HBP BLK WP HR S P ERA WHIP																		
Randy Johnson, L (1, 1) ERA:	1.0	4	1	0	0	1	0	0	0	0	0	0	0	7	8	0.00	1.000	Darryl Kile, R (6, 1) ERA:	2.0	8	2	0	0	0	0	0	0	22	33	0.00	1.000
Danny Graves, R (2, 1) ERA:	1.0	4	1	0	0	1	0	0	0	0	0	0	0	11	14	0.00	1.000	Bob Wickman, R (8, 1) ERA:	1.0	3	0	0	0	1	0	0	0	7	11	0.00	0.000
Kevin Brown, R (3, 1) ERA: 9.0	1.0	7	1	1	1	0	3	0	0	0	0	0	0	18	33	9.00	4.000	Trevor Hoffman, R (9, 1) ERA: 27.0	1.0	7	3	3	3	2	0	0	16	25	27.00	3.000	
Al Leiter, L (4, 1) ERA: 9.0	1.0	L	7	2	2	1	1	0	0	0	0	0	0	11	17	9.00	3.000														
Tom Glavine, L (5, 1) ERA:	1.0	3	0	0	0	0	1	0	0	0	0	0	0	6	11	0.00	0.000														



Batter	1	2	3	4	5	6	7	8	9	AB	R	H	RBI	BB	SO	LOB
Barry Larkin, R (1, 6) Edgar Renteria, R (6, 6)	0-2 P3		2-2 P4		3-2 F2		0-1 G4-3		1-2 G6-4-3	3	0	0	0	0	0	1
Chipper Jones, S (1, 5) Jeff Cirillo, R (6, 5)	0-1 1B		2-0 HR		0-2 F9 1B		3-1 P3			3	1	3	1	0	0	0
Vladimir Guerrero, R (1, 7) Al Leiter, L (4, 1) Andruw Jones, R (5, 8)	0-1 L4		0-0 1B		1-0 1-2 2-H 1B		3-3 K			2	0	1	0	0	0	1
Sammy Sosa, R (1, 9) Darryl Kile, R (6, 1) Bob Wickman, R (8, 1) Jose Vidro, S (9, 4)	1-3 K		0-2 F4		1-1 F9		1-1 P6			3	0	0	0	0	1	4
Jeff Kent, R (1, 4) Edgardo Alfonzo, R (5, 4) Trevor Hoffman, R (9, 1)		1-2 G3		3-2 G4-3		3-1 P3		2-3 K		2	0	0	0	0	0	0
Andres Galarraga, R (1, 3) Todd Helton, L (4, PR) (5, 3)		0-0 L7		0-0 1B		0-0 L6		2-2 G4-3		2	0	1	0	0	0	0
Jim Edmonds, L (1, 8) Mike Lieberthal, R (5, 2)		1-2 1B		2-0 P5		0-1 P5			1-1 E6	2	0	1	0	0	0	1
Jason Kendall, R (1, 2) Tom Glavine, L (5, 1) Brian Giles, L (6, 9)		1-3 K		0-1 G6-3		1-0 E6			1-0 G1-3	2	0	0	0	0	1	2
Randy Johnson, R (1, 1) Danny Graves, R (2, 1) Kevin Brown, R (3, 1) Jeffrey Hammonds, R (3, PH) Gary Sheffield, R (4, 7) Steve Finley, L (7, 7)			3-1 F9		4-2 1B BB		0-1 G6-3		2-2 G6-4-3 1B	0	0	0	0	0	0	0


Inning Stats	R: 0	H: 1	E: 0	LOB: 1	K: 1	BB: 0	S: 10	R: 0	H: 1	E: 0	LOB: 1	K: 1	BB: 0	S: 13	R: 1	H: 2	E: 0	LOB: 1	K: 0	BB: 0	S: 10	R: 0	H: 1	E: 0	LOB: 1	K: 0	BB: 0	S: 7	R: 1	H: 2	E: 1	LOB: 1	K: 0	BB: 0	S: 6	R: 0	H: 0	E: 0	LOB: 0	K: 1	BB: 0	S: 7	R: 0	H: 0	E: 0	LOB: 0	K: 1	BB: 0	S: 8	R: 0	H: 0	E: 1	LOB: 0	K: 0	BB: 0	S: 11	R: 1	H: 2	E: 1	LOB: 0	K: 0	BB: 0	S: 11	1B: 8	SF: 0	2B: 0	SAC: 0	3B: 0	DP: 1	HR: 1	HBP: 0	WP: 0	PA: 37
--------------	------	------	------	--------	------	-------	-------	------	------	------	--------	------	-------	-------	------	------	------	--------	------	-------	-------	------	------	------	--------	------	-------	------	------	------	------	--------	------	-------	------	------	------	------	--------	------	-------	------	------	------	------	--------	------	-------	------	------	------	------	--------	------	-------	-------	------	------	------	--------	------	-------	-------	-------	-------	-------	--------	-------	-------	-------	--------	-------	--------

PITCHER	IP	WLS	BF	H	R	ER	SO	BB	IBB	HBP	BLK	WP	HR	S	P	ERA	WHIP
David Wells, L (1, 1) ERA: 2.00	2.0		8	2	0	0	2	0	0	0	0	0	0	23	27	0.00	1.000
James Baldwin, R (3, 1) ERA: 9.00	1.0	W	5	2	1	1	0	0	0	0	0	0	1	10	17	9.00	2.000
Aaron Sele, R (4, 1) ERA: 9.00	1.0	H	4	1	0	0	0	0	0	0	0	0	0	7	12	0.00	1.000
Jason Isringhausen, R (5, 1) ERA: 9.00	1.0	H	6	2	1	1	0	1	0	0	0	0	0	14	26	9.00	3.000
Derek Lowe, R (6, 1) ERA:	1.0	H	4	0	0	0	0	0	0	0	0	0	0	6	7	0.00	0.000

BOTTOM

American League All-Stars @ National League All-Stars
Turner Field, Atlanta, GA
 Tue Jul 11 2000, 8:35 PM EDT
 Att: 51,323 - Unknown - 86 F

AB	36
R	3
H	9
RBI	3
BB	1
SO	4
LOB	14



PITCHER	IP	WLS	BF	H	R	ER	SO	BB	IBB	HBP	BLK	WP	HR	S	P	ERA	WHIP
Todd Jones, R (7, 1) ERA:	1.0		3	0	0	0	1	0	0	0	0	0	0	7	13	0.00	0.000
Tim Hudson, R (8, 1) ERA:	1.0	H	3	0	0	0	1	0	0	0	0	0	0	8	13	0.00	0.000
Mariano Rivera, R (9, 1) ERA:	1.0		4	2	1	0	0	0	0	0	0	0	0	11	16	0.00	2.000

Batter	1	2	3	4	5	6	7	8	9	AB R H RBI BB SO LOB	TOP																																																																																																			
Luis Gonzalez, L (1, 8) OBP: 0.500, SLG: 0.500 Lance Berkman, S (5, 8) OBP: 0.500, SLG: 0.500	2-1 P5			2-2 FC6-4 1B		2-2 1B		1-1 G5-3		2 0 1 0 0 0 0 2 0 1 0 0 0 1	National League All-Stars @ American League All-Stars Safeco Field, Seattle, WA Tue Jul 10 2001, 5:05 PM PDT Att. 47,364 - Sunny - 80 F																																																																																																			
Todd Helton, L (1, 3) Ryan Klesko, L (4, 3)	0-3 K			0-1 P5		0-0 SF8		3-2 K		2 0 0 0 0 1 1 1 0 0 1 0 1 1																																																																																																				
Barry Bonds, L (1, 7) Vladimir Guerrero, R (6, PH) Brian Giles, L (9, PH)	2-2 1-3			3-3 K		3-H 2-2 SAFE F7		1-2 G4-3		2 0 0 0 0 1 1 1 0 0 0 0 0 1 1 0 0 0 0 0 0																																																																																																				
Sammy Sosa, R (1, 9) Moises Alou, R (4, 9) Sean Casey, L (9, PH)		0-0 G6-3		0-2 FC6-4 1-2f			3-3 K		2-3 K	2 0 0 0 0 0 1 1 0 0 0 0 1 0 1 0 0 0 0 1 0																																																																																																				
Larry Walker, L (1, 10) Cliff Floyd, L (7, PH)		2-1 F7		1-2 F7			0-2 L8		0-2 G3-1	2 0 0 0 0 0 0 2 0 0 0 0 0 0																																																																																																				
Mike Piazza, R (1, 2) Albert Pujols, R (5, 5) (8, 4)		3-2 F9		2-2 G5-3			4-2 BB			2 0 0 0 0 0 0 0 0 0 0 1 0 0																																																																																																				
Chipper Jones, S (1, 5) Charles Johnson, R (5, 2)			0-0 F7		1-2 F7		2-2 F7			2 0 0 0 0 0 0 1 0 0 0 0 0 1																																																																																																				
Jeff Kent, R (1, 4) OBP: 0.500, SLG: 1.000 Phil Nevin, R (8, PH) (8, 5)			3-1 F7		2-0 1B SF8 2B		2-0 F9			2 1 1 0 0 0 0 1 0 0 0 0 0 0																																																																																																				
Rich Aurilia, R (1, 6) Jimmy Rollins, S (6, 6)			0-0 G5-3		0-2 G5-3		4-1 BB			2 0 0 0 0 0 1 0 0 0 0 1 0 0																																																																																																				
Inning Stats	R: 0 E: 0 K: 1 S: 8	H: 0 LOB: 0 BB: 0 P: 12	R: 0 E: 0 K: 0 S: 7	H: 0 LOB: 0 BB: 0 P: 12	R: 0 E: 0 K: 0 S: 4	H: 0 LOB: 0 BB: 0 P: 7	R: 0 E: 0 K: 1 S: 14	H: 1 LOB: 1 BB: 0 P: 19	R: 0 E: 0 K: 0 S: 9	H: 0 LOB: 0 BB: 0 P: 13		R: 1 E: 0 K: 0 S: 13	H: 2 LOB: 1 BB: 0 P: 19	R: 0 E: 0 K: 1 S: 14	H: 0 LOB: 1 BB: 1 P: 23	R: 0 E: 0 K: 1 S: 7	H: 0 LOB: 1 BB: 1 P: 17	R: 0 E: 0 K: 1 S: 9	H: 0 LOB: 0 BB: 0 P: 12	1B: 2 2B: 1 3B: 0 HR: 0	SF: 1 SAC: 0 DP: 0 HBP: 0	WP: 0 PB: 0 SB: 1 CS: 0	PA: 32																																																																																							
PITCHER	IP WLS BF H R ER SO BB IBB HBP BLK WP HR S P ERA WHIP	<table border="0"> <tr> <td>Roger Clemens, R (1, 1) ERA:</td> <td>2.0</td> <td></td> <td>6</td> <td>0</td> <td>0</td> <td>0</td> <td>1</td> <td>0</td> <td>0</td> <td>0</td> <td>0</td> <td>0</td> <td>0</td> <td>15</td> <td>24</td> <td>0.00</td> <td>0.000</td> </tr> <tr> <td>Freddy Garcia, R (3, 1) ERA:</td> <td>1.0</td> <td>W</td> <td>3</td> <td>0</td> <td>0</td> <td>0</td> <td>0</td> <td>0</td> <td>0</td> <td>0</td> <td>0</td> <td>0</td> <td>0</td> <td>4</td> <td>7</td> <td>0.00</td> <td>0.000</td> </tr> <tr> <td>Andy Pettitte, L (4, 1) ERA:</td> <td>1.0</td> <td></td> <td>4</td> <td>1</td> <td>0</td> <td>0</td> <td>1</td> <td>0</td> <td>0</td> <td>0</td> <td>0</td> <td>0</td> <td>0</td> <td>14</td> <td>19</td> <td>0.00</td> <td>1.000</td> </tr> <tr> <td>Joe Mays, R (5, 1) ERA:</td> <td>1.0</td> <td></td> <td>3</td> <td>0</td> <td>0</td> <td>0</td> <td>0</td> <td>0</td> <td>0</td> <td>0</td> <td>0</td> <td>0</td> <td>0</td> <td>9</td> <td>13</td> <td>0.00</td> <td>0.000</td> </tr> <tr> <td>Paul Quantrill, R (6, 1) ERA: 27.0</td> <td>0.1</td> <td>H</td> <td>3</td> <td>2</td> <td>1</td> <td>1</td> <td>0</td> <td>0</td> <td>0</td> <td>0</td> <td>0</td> <td>0</td> <td>0</td> <td>7</td> <td>11</td> <td>27.00</td> <td>6.000</td> </tr> </table>																			Roger Clemens, R (1, 1) ERA:	2.0		6	0	0	0	1	0	0	0	0	0	0	15	24	0.00	0.000	Freddy Garcia, R (3, 1) ERA:	1.0	W	3	0	0	0	0	0	0	0	0	0	0	4	7	0.00	0.000	Andy Pettitte, L (4, 1) ERA:	1.0		4	1	0	0	1	0	0	0	0	0	0	14	19	0.00	1.000	Joe Mays, R (5, 1) ERA:	1.0		3	0	0	0	0	0	0	0	0	0	0	9	13	0.00	0.000	Paul Quantrill, R (6, 1) ERA: 27.0	0.1	H	3	2	1	1	0	0	0	0	0	0	0	7	11	27.00	6.000
Roger Clemens, R (1, 1) ERA:	2.0		6	0	0	0	1	0	0	0	0	0	0	15	24	0.00	0.000																																																																																													
Freddy Garcia, R (3, 1) ERA:	1.0	W	3	0	0	0	0	0	0	0	0	0	0	4	7	0.00	0.000																																																																																													
Andy Pettitte, L (4, 1) ERA:	1.0		4	1	0	0	1	0	0	0	0	0	0	14	19	0.00	1.000																																																																																													
Joe Mays, R (5, 1) ERA:	1.0		3	0	0	0	0	0	0	0	0	0	0	9	13	0.00	0.000																																																																																													
Paul Quantrill, R (6, 1) ERA: 27.0	0.1	H	3	2	1	1	0	0	0	0	0	0	0	7	11	27.00	6.000																																																																																													
PITCHER	IP WLS BF H R ER SO BB IBB HBP BLK WP HR S P ERA WHIP	<table border="0"> <tr> <td>Mike Stanton, L (6, 1) ERA:</td> <td>0.2</td> <td></td> <td>2</td> <td>0</td> <td>0</td> <td>0</td> <td>0</td> <td>0</td> <td>0</td> <td>0</td> <td>0</td> <td>0</td> <td>0</td> <td>0</td> <td>6</td> <td>8</td> <td>0.00</td> <td>0.000</td> </tr> <tr> <td>Jeff Nelson, R (7, 1) ERA:</td> <td>1.0</td> <td>H</td> <td>4</td> <td>0</td> <td>0</td> <td>0</td> <td>1</td> <td>1</td> <td>0</td> <td>0</td> <td>0</td> <td>0</td> <td>0</td> <td>14</td> <td>23</td> <td>0.00</td> <td>1.000</td> </tr> <tr> <td>Troy Percival, R (8, 1) ERA:</td> <td>1.0</td> <td>H</td> <td>4</td> <td>0</td> <td>0</td> <td>0</td> <td>1</td> <td>1</td> <td>0</td> <td>0</td> <td>0</td> <td>0</td> <td>0</td> <td>7</td> <td>17</td> <td>0.00</td> <td>1.000</td> </tr> <tr> <td>Kazuhito Sasaki, R (9, 1) ERA:</td> <td>1.0</td> <td>S</td> <td>3</td> <td>0</td> <td>0</td> <td>0</td> <td>1</td> <td>0</td> <td>0</td> <td>0</td> <td>0</td> <td>0</td> <td>0</td> <td>9</td> <td>12</td> <td>0.00</td> <td>0.000</td> </tr> </table>																			Mike Stanton, L (6, 1) ERA:	0.2		2	0	0	0	0	0	0	0	0	0	0	0	6	8	0.00	0.000	Jeff Nelson, R (7, 1) ERA:	1.0	H	4	0	0	0	1	1	0	0	0	0	0	14	23	0.00	1.000	Troy Percival, R (8, 1) ERA:	1.0	H	4	0	0	0	1	1	0	0	0	0	0	7	17	0.00	1.000	Kazuhito Sasaki, R (9, 1) ERA:	1.0	S	3	0	0	0	1	0	0	0	0	0	0	9	12	0.00	0.000																	
Mike Stanton, L (6, 1) ERA:	0.2		2	0	0	0	0	0	0	0	0	0	0	0	6	8	0.00	0.000																																																																																												
Jeff Nelson, R (7, 1) ERA:	1.0	H	4	0	0	0	1	1	0	0	0	0	0	14	23	0.00	1.000																																																																																													
Troy Percival, R (8, 1) ERA:	1.0	H	4	0	0	0	1	1	0	0	0	0	0	7	17	0.00	1.000																																																																																													
Kazuhito Sasaki, R (9, 1) ERA:	1.0	S	3	0	0	0	1	0	0	0	0	0	0	9	12	0.00	0.000																																																																																													

livebaseballscores.com

AB	29
R	1
H	3
RBI	1
BB	2
SO	5
LOB	8



Batter	1	2	3	4	5	6	7	8	9
Ichiro Suzuki, L <small>(1, 8) OBP: 0.333, SLG: 0.333</small> Bernie Williams, S <small>(6, 8)</small>	1-0 		1-0 		0-2 		0-2 		
Alex Rodriguez, R <small>(1, 5) SAFE</small> Derek Jeter, R <small>(6, 6) OBP: 1.000, SLG: 4.000</small> Cristian Guzman, S <small>(7, PH) (8, 6)</small>	3-3 		2-3 			3-0 		0-2 	
24 Manny Ramirez, R <small>(1, 7)</small> Magglio Ordonez, R <small>(4, 7) OBP: 0.667, SLG: 1.667</small>	0-3 			2-0 		0-1 		2-1 	
Bret Boone, R <small>(1, 4)</small> Roberto Alomar, S <small>(6, 4)</small>	3-2 			0-1 		2-0 		0-1 	
Juan Gonzalez, R <small>(1, 9)</small> Mike Cameron, R <small>(4, 8) (6, 9)</small>		1-1 		1-3 		3-2 		1-1 	
John Olerud, L <small>(1, 3)</small> Jason Giambi, L <small>(5, PR) (6, 3) (7, 3)</small>		3-2 			0-2 	3-1 		1-2 	
Edgar Martinez, R <small>(1, 10)</small> Tony Clark, S <small>(6, PH)</small>		2-3 			2-2 	1-3 			
Cal Ripken Jr., R <small>(1, 6) OBP: 0.500, SLG: 2.000</small> Troy Glaus, R <small>(2, 5) (6, 5)</small>					2-2 		1-2 		
Ivan Rodriguez, R <small>(1, 2) OBP: 0.500, SLG: 0.500</small> Jorge Posada, S <small>(6, 2) OBP: 1.000, SLG: 2.000</small>			2-0 		1-2 		1-0 		

AB R H RBI BB SO LOB

3	0	1	0	0	0	2
1	0	0	0	0	0	1
2	0	0	0	0	2	1
1	1	1	1	0	0	0
1	0	0	0	0	1	1
1	0	0	0	0	1	1
3	1	2	1	0	0	0
2	0	0	0	0	0	1
2	0	0	0	0	0	1
1	0	0	0	0	0	0
3	0	1	0	0	1	1
2	0	0	0	0	0	0
1	1	0	0	0	0	1
1	0	0	0	0	0	1
2	0	0	0	0	1	1
1	0	0	0	0	1	1
2	1	1	1	0	0	1
1	0	0	0	0	0	0
2	0	1	1	0	0	0
2	0	1	1	0	0	0
2	0	1	1	0	0	0
1	0	1	0	0	0	0
1	0	1	0	0	0	0

AB	33
R	4
H	8
RBI	4
BB	0
SO	7
LOB	14



Inning Stats		1B	2B	3B	HR	SF	SAC	DP	HBP	WP	HR	S	P	ERA	WHIP
R: 0	H: 1	0	0	0	0	0	0	0	0	0	0	9	11	0.00	1.000
E: 0	LOB: 1	0	0	0	0	0	0	0	0	0	0	4	6	0.00	3.000
K: 2	BB: 0	0	0	0	0	0	0	0	0	0	0	2	3	0.00	0.000
S: 11	P: 18	0	0	0	0	0	0	0	0	0	0	3	4	0.00	0.000

WP: 0 PA: 33
PB: 0
SB: 1
CS: 0

National League All-Stars @ American League All-Stars
Safeco Field, Seattle, WA
 Tue Jul 10 2001, 5:05 PM PDT
 Att: 47,364 - Sunny - 80 F

PITCHER		IP	WLS	BF	H	R	ER	SO	BB	IBB	HBP	BLK	WP	HR	S	P	ERA	WHIP
Randy Johnson, L	<small>(1, 1) ERA: 2.0</small>	2.0		7	1	0	0	3	0	0	0	0	0	0	19	32	0.00	0.500
Chan Ho Park, R	<small>(3, 1) ERA: 9.0</small>	1.0	L	4	1	1	1	1	0	0	0	0	0	1	6	11	9.00	1.000
John Burkett, R	<small>(4, 1) ERA: 9.0</small>	1.0		3	0	0	0	1	0	0	0	0	0	0	6	9	0.00	0.000
Mike Hampton, L	<small>(5, 1) ERA: 18.0</small>	1.0		5	1	1	0	0	0	0	0	0	0	0	15	20	0.00	1.000
Jon Lieber, R	<small>(6, 1) ERA: 18.0</small>	1.0		6	3	2	2	1	0	0	0	0	0	2	14	26	18.00	3.000

PITCHER		IP	WLS	BF	H	R	ER	SO	BB	IBB	HBP	BLK	WP	HR	S	P	ERA	WHIP
Matt Morris, R	<small>(7, 1) ERA: 9.0</small>	1.0		4	1	0	0	1	0	0	0	0	0	0	9	11	0.00	1.000
Jeff Shaw, R	<small>(8, 1) ERA: 9.0</small>	0.1		2	1	0	0	0	0	0	0	0	0	0	4	6	0.00	3.000
Billy Wagner, L	<small>(8, 1) ERA: 9.0</small>	0.1		1	0	0	0	0	0	0	0	0	0	0	2	3	0.00	0.000
Ben Sheets, R	<small>(8, 1) ERA: 9.0</small>	0.1		1	0	0	0	0	0	0	0	0	0	0	3	4	0.00	0.000

Batter	1	2	3	4	5	6	7	8	9	10	11	AB	R	H	RBI	BB	SO	LOB	TOP	
51 Ichiro Suzuki, L (1, 9) 2 Randy Winn, S (4, 9) OBP: 0.667, SLG: 1.000 41 Ugueth Urbina, R (8, 1) 42 Mariano Rivera, R (9, 1) 34 Freddy Garcia, R (10, 1)	0-0 G3		3-0 G4-3		1-0 2B		4-1 10 S 10 1B BB	0-3 K			0-0 G6-3	2 0 0 0 0 0 0 0								
29 Shea Hillenbrand, R (1, 5) 19 Robin Ventura, L (4, 5) 10 Tony Batista, R (7, PH) OBP: 0.333, SLG: 0.333 (7, 5)	2-3 K			2-1 F7	1-3 K		3-2 4 1B 14 2B 1B		0-3 K		0-1 F9	2 0 0 0 0 1 0								
3 Alex Rodriguez, R (1, 6) 4 Miguel Tejada, R (5, 6) OBP: 0.500, SLG: 0.500 5 Nomar Garciaparra, R (9, PH) (9, 6)	0-3 K			0-3 K			3-2 F9		0-1 G6-3		0-1 G6-3	2 0 0 0 0 2 0								
25 Jason Giambi, L (1, 3) OBP: 0.500, SLG: 0.500 14 Paul Konerko, R (4, 3) OBP: 1.000, SLG: 2.000 29 Mike Sweeney, R (8, 3)		0-3 K		1-1 24 1B 24 PB 1B		0-2 26 G3	1-0 1H 2H 2B		1-0 F9		1-0 F9	2 1 1 0 0 1 0								
24 Manny Ramirez, R (1, 7) OBP: 1.000, SLG: 1.000 56 Mark Buehrle, L (4, 1) 26 A.J. Pierzynski, L (6, PH) (6, 2)		0-2 20 G3 1B		2-0 1B		1-1 G3	2-0 G4-3		0-0 F8		0-0 F8	2 0 2 1 0 0 0								
20 Jorge Posada, S (1, 2) 75 Barry Zito, L (6, 1) 18 Eddie Guardado, R (6, 1) 22 Kazuhiro Sasaki, R (7, 1) 25 Robert Fick, L (8, PH) OBP: 0.500, SLG: 0.500 (8, 9)		1-2 G3		1-3 K		1-3 K		0-1 18 S 13 3B 1B		0-0 G4-3		3 0 0 0 0 2 3								
48 Torii Hunter, R (1, 8) 18 Johnny Damon, L (5, 8) OBP: 0.333, SLG: 0.333		1-2 G4-3		2-1 P6		2-1 13 L9 16 G4-3 13 S 1B		3-3 K		3-2 G3-1		2 0 0 0 0 0 1							AB 45	
12 Alfonso Soriano, R (1, 4) OBP: 0.500, SLG: 2.000 13 Omar Vizquel, S (5, 4)			1-3 K		0-1 HR		1-0 L9	1-0 2H 3B			4-1 34 G6-3 16 G4-3 BB	2 1 1 1 0 1 0							R 7	
32 Derek Lowe, R (1, 1) 2 Derek Jeter, R (3, PH) 32 Roy Halladay, R (3, 1) 16 Garret Anderson, L (4, 7)			2-3 K		0-1 G3		3-H G4-3		0-1 G4-3		3-2 G4-3	2 0 1 1 1 0 1							H 12	
Inning Stats	R: 0 H: 0 E: 0 K: 2 S: 10	R: 0 H: 1 E: 0 K: 1 S: 14	R: 0 H: 0 E: 0 K: 2 S: 7	R: 1 H: 2 E: 0 K: 2 S: 12	R: 1 H: 2 E: 0 K: 1 S: 10	R: 0 H: 1 E: 0 K: 1 S: 11	R: 4 H: 4 E: 0 K: 0 S: 12	R: 1 H: 2 E: 0 K: 2 S: 15	R: 0 H: 0 E: 0 K: 1 S: 6	R: 0 H: 0 E: 0 K: 0 S: 7	R: 0 H: 0 E: 0 K: 0 S: 8	1B: 7 SF: 0 2B: 3 SAC: 0 3B: 1 DP: 0 HR: 1 HBP: 0							WP: 0 PA: 47	
PITCHER	IP WLS BF H R ER SO BB IBB HBP BLK WP HR S P ERA WHIP																			
38 Curt Schilling, R (1, 1) ERA: 27.0	2.0 7 1 0 0 3 0 0 0 0 0 0 0 24 28 0.00 0.500																			
43 Mike Williams, R (3, 1) ERA: 54.0	1.0 3 0 0 0 2 0 0 0 0 0 0 0 7 13 0.00 0.000																			
45 Odalis Perez, L (4, 1) ERA: 9.0	1.0 5 2 1 0 2 0 0 0 0 0 0 0 12 18 0.00 2.000																			
38 Eric Gagne, R (5, 1) ERA: 9.0	1.0 5 2 1 1 1 0 0 0 0 0 0 1 10 14 9.00 2.000																			
51 Trevor Hoffman, R (6, 1) ERA: 9.0	1.0 H 4 1 0 0 1 0 0 0 0 0 0 0 11 16 0.00 1.000																			
PITCHER	IP WLS BF H R ER SO BB IBB HBP BLK WP HR S P ERA WHIP																			
37 Mike Remlinger, L (7, 1) ERA: 27.0	0.2 H 4 1 2 2 0 1 0 0 0 0 0 6 13 27.00 3.000																			
49 Byung-Hyun Kim, R (7, 1) ERA: 54.0	0.1 B 4 3 2 2 0 0 0 0 0 0 0 6 12 54.00 9.000																			
31 Robb Nen, R (8, 1) ERA: 9.0	1.0 B 5 2 1 1 2 0 0 0 0 0 0 15 19 9.00 2.000																			
29 John Smoltz, R (9, 1) ERA: 9.0	1.0 3 0 0 0 1 0 0 0 0 0 0 6 7 0.00 0.000																			
44 Vicente Padilla, R (10, 1) ERA: 9.0	2.0 7 0 0 0 0 1 0 0 0 0 0 15 25 0.00 0.500																			

American League All-Stars @ National League All-Stars
Miller Park, Milwaukee, WI
Tue Jul 09 2002, 7:05 PM CDT
Att: 41,871 - Unknown - 68 F

livebaseballscorecards.com

AB 45
R 7
H 12
RBI 7
BB 2
SO 12
LOB 14



Batter	1	2	3	4	5	6	7	8	9	10	11	AB R H RBI BB SO LOB	BOTTOM	
3 Jose Vidro, S 37 Junior Spivey, R 31 Robb Nen, R 29 John Smoltz, R 33 Benito Santiago, R OBP: 0.500, SLG: 0.500	0-1 G6-3		1-1 L7		1-3 K		0-0 G5-3		1-2 1B		2-3 K	2 0 0 0 0 0 1 2 0 0 0 0 0 1 3 0 0 0 0 0 0 0 0 0 0 0 0 0 0 0 0 2 0 1 0 0 0 1 1	American League All-Stars @ National League All-Stars Miller Park, Milwaukee, WI Tue Jul 09 2002, 7:05 PM CDT Att. 41,871 - Unknown - 68 F	
17 Todd Helton, L 17 Lance Berkman, S OBP: 0.333, SLG: 0.333	1-2 G6-3		0-0 25 HR 1B		1-2 G4-3		0-1 44 S 1B		0-1 L4			2 1 1 1 0 0 0 3 0 1 2 0 0 2		
25 Barry Bonds, L 11 Richie Sexson, R 44 Adam Dunn, L	1-1 F8		3-0 1H HR		1-0 G5-3		4-1 1-2 BB			3-1 F8		2 1 1 2 0 0 0 1 0 0 0 0 0 1 1 0 0 0 1 0 0		
21 Sammy Sosa, R 15 Shawn Green, L OBP: 0.500, SLG: 0.500 OBP: 0.333, SLG: 0.333		0-0 27 1B	3-3 K		2-0 G6-3		2-3 K			1-1 25 S 1B		2 0 1 0 0 1 0 3 0 1 0 0 1 2		
27 Vladimir Guerrero, R 25 Andruw Jones, R OBP: 0.500, SLG: 0.500 (6, PH)	2-0 31 BLK 31 G4-3 1B			3-3 K		1-3 K		1-2 G5-3		3-3 K		2 1 1 0 0 1 0 3 0 0 0 0 2 1		
31 Mike Piazza, R 38 Eric Gagne, R 18 José Hernández, R	3-1 G4-3		0-2 L9		1-3 K2-3		0-3 K			1-0 G5-3		2 0 0 1 0 0 0 0 0 0 0 0 0 0 3 0 0 0 0 2 1		
17 Scott Rolen, R 1 Luis Castillo, S	2-2 F8		2-1 L4				1-3 K		2-1 F8		1-2 F8	3 0 0 0 0 1 0 2 0 0 0 0 0 0		
11 Jimmy Rollins, S 51 Trevor Hoffman, R 37 Mike Remlinger, L 49 Byung-Hyun Kim, R 19 Mike Lowell, R OBP: 0.667, SLG: 0.667			0-0 20 G3 17 1B 1B		0-1 26 2B 1B		1-2 26 2B 17 1B 1B			2-2 F9		2 2 2 0 0 0 0 0 0 0 0 0 0 0 0 0 0 0 0 0 0 0 0 0 0 0 0 0 3 1 2 0 0 0 0		
38 Curt Schilling, R 43 Mike Williams, R 20 Luis Gonzalez, L 45 Odalis Perez, L 26 Damian Miller, R 44 Vicente Padilla, R	0-1 G3		0-1 G4-3 2B				1-0 17 1B 2B		0-1 G5-3		1-3 K	0 0 0 0 0 0 0 0 0 0 0 0 0 0 1 0 0 0 0 0 1 0 0 0 0 0 0 0 3 1 2 1 0 0 0 1 0 0 0 0 1 1		
Inning Stats	R: 0 H: 0 E: 0 LOB: 0 K: 0 BB: 0 S: 10 P: 12	R: 1 H: 2 E: 0 LOB: 0 K: 0 BB: 0 S: 7 P: 14	R: 3 H: 3 E: 0 LOB: 0 K: 1 BB: 0 S: 11 P: 18	R: 0 H: 0 E: 0 LOB: 0 K: 1 BB: 0 S: 8 P: 13	R: 1 H: 2 E: 0 LOB: 1 K: 1 BB: 0 S: 14 P: 18	R: 0 H: 0 E: 0 LOB: 0 K: 2 BB: 0 S: 10 P: 14	R: 2 H: 3 E: 0 LOB: 2 K: 2 BB: 1 S: 14 P: 23	R: 0 H: 0 E: 0 LOB: 0 K: 1 BB: 0 S: 8 P: 11	R: 0 H: 1 E: 0 LOB: 1 K: 0 BB: 0 S: 11 P: 14	R: 0 H: 1 E: 0 LOB: 1 K: 1 BB: 0 S: 8 P: 16	R: 0 H: 1 E: 0 LOB: 1 K: 2 BB: 0 S: 11 P: 15	1B: 10 SF: 0 2B: 2 SAC: 0 3B: 0 DP: 0 HR: 1 HBP: 0		WP: 1 PA: 46 PB: 0 SB: 2 CS: 0
PITCHER	IP WLS BF H R ER SO BB IBB HBP BLK WP HR S P ERA WHIP													
32 Derek Lowe, R ERA: 4.5	(1, 1) 2.0 7 2 1 1 0 0 0 0 0 0 0 17 26 4.50 1.000													
32 Roy Halladay, R ERA: 27.0	(3, 1) 1.0 6 3 3 3 1 0 0 0 0 0 1 11 18 27.00 3.000													
56 Mark Buehrle, L ERA: 4.5	(4, 1) 2.0 8 2 1 1 2 0 0 0 0 0 0 22 31 4.50 1.000													
75 Barry Zito, L ERA:	(6, 1) 0.1 1 0 0 0 0 0 0 0 0 0 0 1 3 0.00 0.000													
18 Eddie Guardado, L ERA:	(6, 1) 0.2 2 0 0 0 2 0 0 0 0 0 0 9 11 0.00 0.000													
PITCHER	IP WLS BF H R ER SO BB IBB HBP BLK WP HR S P ERA WHIP													
22 Kazuhiro Sasaki, R ERA: 18.0	(7, 1) 1.0 B 7 3 2 2 2 1 0 0 0 0 0 0 18.00 4.000													
41 Ugueth Urbina, R ERA:	(8, 1) 1.0 3 0 0 0 1 0 0 0 0 0 0 8 11 0.00 0.000													
42 Mariano Rivera, R ERA:	(9, 1) 1.0 4 1 0 0 0 0 0 0 0 0 0 11 14 0.00 1.000													
34 Freddy Garcia, R ERA:	(10, 1) 2.0 8 2 0 0 3 0 0 0 0 0 1 0 19 31 0.00 1.000													

livebaseballscores.com



Batter	1	2	3	4	5	6	7	8	9	AB R H RBI BB SO LOB	TOP															
3 Edgar Renteria, R (1, 6) 1 Rafael Furcal, S (5, PH) OBP: 0.333, SLG: 0.333 (5, 6)	3-2 G6-3 ①		1-3 K ③		2-1 25 2B 1-2 1B		1-3 K ①		3-2 F9 ③	2 0 0 0 0 1 0 3 1 1 0 0 1 0	National League All-Stars @ American League All-Stars U.S. Cellular Field, Chicago, IL Tue Jul 15 2003, 8:05 PM EDT Att. 47,609 - Sunny - 83 F															
15 Jim Edmonds, L (1, 8) 25 Andruw Jones, R (5, PH) OBP: 1.000, SLG: 3.000 (5, 8)	2-1 1B			2-3 K ①	1-0 5 1B 1-H 2-H 2B		2-2 HR			2 0 1 0 0 1 0 2 2 2 3 0 0 0																
5 Albert Pujols, R (1, 7) 20 Luis Gonzalez, L (5, 7) OBP: 1.000, SLG: 1.000	0-2 F8 ②			0-0 F9	2-1 1B 2-H		1-2 27 G6-3 1B			3 0 1 1 0 0 1 1 0 1 0 0 0 0																
25 Barry Bonds, L (1, 10) 27 Rondell White, R (7, PH)	1-2 L9 ③			2-1 F8	1-0 G3 ③		0-0 G6-3 ② ③ 1-2f			3 0 0 0 0 0 2 1 0 0 0 0 0 1																
11 Gary Sheffield, R (1, 9) 44 Preston Wilson, R (5, 9) OBP: 0.500, SLG: 0.500		1-0 P3 ①			4-1 17 HR BB	2-2 11 G6-4-3 1B		1-3 K ①		1 1 0 0 1 0 0 2 0 1 0 0 1 0																
17 Todd Helton, L (1, 3) 11 Richie Sexson, R (5, 3)		3-3 K ②			0-0 HR 1-H	2-1 G6-4-3 ① ② 1-2f		2-0 F9 ②		2 1 1 2 0 1 0 2 0 0 0 0 0 1																
27 Scott Rolen, R (1, 5) 19 Mike Lowell, R (5, 5) 17 Aaron Boone, R (8, PH) (8, 5)		1-0 P3 ③			1-1 1 1B 25 2B 1B	2-2 16 1B 2B		0-1 L9 ③		2 1 1 0 0 0 0 1 0 1 0 0 0 0 1 0 0 0 0 0 0																
8 Javy Lopez, R (1, 2) 16 Paul Lo Duca, R (6, PH) OBP: 0.500, SLG: 0.500 (6, 2)			2-2 G5-3 ①		2-2 F8 ①	0-0 2-3 1B		1-2 F8 ①		2 0 0 0 0 0 1 2 0 1 0 0 0 0																
3 Jose Vidro, S (1, 4) 1 Luis Castillo, S (5, 4)			2-3 K ②		2-3 K ②	1-1 G1-3 ③		1-1 F8 ②		2 0 0 0 0 2 1 2 0 0 0 0 0 2																
Inning Stats	R: 0 E: 0 K: 0 S: 11	H: 1 LOB: 1 BB: 0 P: 17	R: 0 E: 0 K: 1 S: 5	H: 0 LOB: 0 BB: 0 P: 10	R: 0 E: 0 K: 2 S: 10	H: 0 LOB: 0 BB: 0 P: 15	R: 0 E: 0 K: 1 S: 6	H: 0 LOB: 0 BB: 0 P: 10	R: 5 E: 0 K: 1 S: 16	H: 5 LOB: 1 BB: 1 P: 31		R: 0 E: 0 K: 0 S: 12	H: 3 LOB: 2 BB: 0 P: 19	R: 1 E: 0 K: 1 S: 10	H: 2 LOB: 0 BB: 0 P: 14	R: 0 E: 0 K: 1 S: 8	H: 0 LOB: 0 BB: 0 P: 11	R: 0 E: 0 K: 0 S: 9	H: 0 LOB: 0 BB: 0 P: 14	1B: 7 2B: 2 3B: 0 HR: 2	SF: 0 SAC: 0 DP: 2 HBP: 0	WP: 0 PB: 0 SB: 0 CS: 0	PA: 37			
PITCHER	IP WLS BF H R ER SO BB IBB HBP BLK WP HR S P ERA WHIP	IP WLS BF H R ER SO BB IBB HBP BLK WP HR S P ERA WHIP	IP WLS BF H R ER SO BB IBB HBP BLK WP HR S P ERA WHIP	IP WLS BF H R ER SO BB IBB HBP BLK WP HR S P ERA WHIP	IP WLS BF H R ER SO BB IBB HBP BLK WP HR S P ERA WHIP	IP WLS BF H R ER SO BB IBB HBP BLK WP HR S P ERA WHIP	IP WLS BF H R ER SO BB IBB HBP BLK WP HR S P ERA WHIP	IP WLS BF H R ER SO BB IBB HBP BLK WP HR S P ERA WHIP	IP WLS BF H R ER SO BB IBB HBP BLK WP HR S P ERA WHIP	IP WLS BF H R ER SO BB IBB HBP BLK WP HR S P ERA WHIP	IP WLS BF H R ER SO BB IBB HBP BLK WP HR S P ERA WHIP	IP WLS BF H R ER SO BB IBB HBP BLK WP HR S P ERA WHIP	IP WLS BF H R ER SO BB IBB HBP BLK WP HR S P ERA WHIP	IP WLS BF H R ER SO BB IBB HBP BLK WP HR S P ERA WHIP	IP WLS BF H R ER SO BB IBB HBP BLK WP HR S P ERA WHIP	IP WLS BF H R ER SO BB IBB HBP BLK WP HR S P ERA WHIP	IP WLS BF H R ER SO BB IBB HBP BLK WP HR S P ERA WHIP	IP WLS BF H R ER SO BB IBB HBP BLK WP HR S P ERA WHIP	IP WLS BF H R ER SO BB IBB HBP BLK WP HR S P ERA WHIP	IP WLS BF H R ER SO BB IBB HBP BLK WP HR S P ERA WHIP	IP WLS BF H R ER SO BB IBB HBP BLK WP HR S P ERA WHIP	IP WLS BF H R ER SO BB IBB HBP BLK WP HR S P ERA WHIP	IP WLS BF H R ER SO BB IBB HBP BLK WP HR S P ERA WHIP	IP WLS BF H R ER SO BB IBB HBP BLK WP HR S P ERA WHIP	IP WLS BF H R ER SO BB IBB HBP BLK WP HR S P ERA WHIP	IP WLS BF H R ER SO BB IBB HBP BLK WP HR S P ERA WHIP

livebaseballscores.com

AB	36
R	6
H	11
RBI	6
BB	1
SO	7
LOB	9



Batter	1	2	3	4	5	6	7	8	9	AB	R	H	RBI	BB	SO	LOB
51 Ichiro Suzuki, L (1, 9) 30 Magglio Ordonez, R (7, PH) (8, 9)	0-0 G3		4-1 12 WP 25 1B BB		4-2 BB		1-0 P3			1	1	0	0	2	0	0
12 Alfonso Soriano, R (1, 4) 25 Jason Giambi, L (6, 3) OBP: 1.000, SLG: 4.000	0-0 F8		1-3 K		1-1 F9		0-0 HR			3	0	0	0	0	1	2
25 Carlos Delgado, L (1, 3) 55 Ramon Hernandez, R (6, 2)	1-1 F7		1-1 K		3-3 K		3-1 G5-3			3	0	1	1	0	1	1
3 Alex Rodriguez, R (1, 6) 5 Nomar Garciaparra, R (7, 6)		3-3 K	0-0 G5-3		2-2 E6 16 HR 1B		2-2 G6-3			3	1	1	0	0	1	1
16 Garret Anderson, L (1, 7) 6 Melvin Mora, R (8, PR) (9, 7)		0-3 K		1-0 55 FC4 1B		0-1 HR		0-0 27 G3 10 2B 2B		4	1	3	2	0	1	0
11 Edgar Martinez, R (1, 10) 27 Carl Everett, S (8, PH)		2-2 55 1B HBP		1-3 SAFE K		2-3 K		1-2 G3		2	0	0	0	0	2	1
55 Hideki Matsui, L (1, 8) 10 Vernon Wells, R (4, PR) OBP: 0.500, SLG: 1.000 (5, 8)		0-0 1-2 1B		0-2 FC4 1-2f		1-0 F8		1-1 9 HR 2B		2	0	1	0	0	0	1
25 Troy Glaus, R (1, 5) 9 Hank Blalock, L (8, PH) OBP: 1.000, SLG: 4.000 (9, 5)		2-3 K		3-3 SAFE SAFE K		0-0 P3		3-1 2-H HR		3	0	0	0	0	2	3
20 Jorge Posada, S (1, 2) 29 Bret Boone, R (6, 4)			0-3 K		2-3 K		1-0 F9		0-3 K	2	0	0	0	0	2	0
										2	0	0	0	0	1	1

Inning Stats	R: 0	H: 0	E: 0	K: 5	S: 4	H: 0	LOB: 0	BB: 0	P: 5	R: 0	H: 1	E: 0	K: 3	S: 14	H: 1	LOB: 2	BB: 0	P: 21	R: 1	H: 1	E: 0	K: 2	S: 11	H: 1	LOB: 1	BB: 1	P: 17	R: 0	H: 1	E: 0	K: 2	S: 11	H: 0	LOB: 1	BB: 0	P: 16	R: 2	H: 2	E: 1	K: 1	S: 10	H: 2	LOB: 0	BB: 0	P: 15	R: 1	H: 1	E: 0	K: 0	S: 5	H: 1	LOB: 0	BB: 0	P: 10	R: 3	H: 3	E: 0	K: 1	S: 17	H: 3	LOB: 1	BB: 0	P: 24
29 Jason Schmidt, R (1, 1) ERA: 2.00	IP	WLS	BF	H	R	ER	SO	BB	IBB	HBP	BLK	WP	HR	S	P	ERA	WHIP																																														
43 Randy Wolf, L (3, 1) ERA: 9.00	1.0	5	1	1	1	2	1	0	0	0	0	1	0	11	17	9.00	2.000																																														
34 Kerry Wood, R (4, 1) ERA: 9.00	1.0	4	1	0	0	2	0	0	0	0	0	0	0	11	16	0.00	1.000																																														
48 Russ Ortiz, R (5, 1) ERA: 18.00	1.0	4	0	0	0	2	1	0	0	0	0	0	0	11	21	0.00	1.000																																														
19 Woody Williams, R (6, 1) ERA: 18.00	1.0	5	2	2	2	1	0	0	0	0	0	0	1	10	15	18.00	2.000																																														
13 Billy Wagner, L (7, 1) ERA: 9.00	IP	WLS	BF	H	R	ER	SO	BB	IBB	HBP	BLK	WP	HR	S	P	ERA	WHIP																																														
38 Eric Gagne, R (8, 1) ERA: 27.00	1.0	L	6	3	3	3	1	0	0	0	0	0	0	1	17	24	27.00	3.000																																													

BOTTOM

National League All-Stars @ American League All-Stars
U.S. Cellular Field, Chicago, IL

Tue Jul 15 2003, 8:05 PM EDT
Att. 47,609 - Sunny - 83 F

AB	33
R	7
H	9
RBI	7
BB	2
SO	11
LOB	11



Batter	1	2	3	4	5	6	7	8	9	AB R H RBI BB SO LOB	TOP		
53 Bobby Abreu, L (1, 9) OBP: 0.667, SLG: 0.500 11 Jimmy Rollins, S (5, 6) OBP: 1.000, SLG: 1.000 20 Luis Gonzalez, L (9, PH) OBP: 1.000, SLG: 2.000	2-2 15 G6-4-3 1B		0-1 G4-3		4-2 BB		0-0 16 G5-4-3 1B		1-0 16 G1-3 45 G6-3 2B 1-H	2 0 1 0 1 0 0 1 0 1 0 0 0 0 1 1 1 1 0 0 0	<p>National League All-Stars @ American League All-Stars Comerica Park, Detroit, MI</p> <p>Tue Jul 12 2005, 8:05 PM EDT Att: 41,617 - Clear - 84 F</p>		
15 Carlos Beltrán, S (1, 7) OBP: 0.333, SLG: 0.333 16 Paul Lo Duca, R (5, 2)	1-1 G6-4-3 1-2f		1-2 5 F 1B		0-3 K		1-0 G5-4-3 1-2f		0-0 G1-3 2-3	3 0 1 0 0 1 2 2 0 0 0 0 0 2			
5 Albert Pujols, R (1, 10) OBP: 0.500, SLG: 0.500 45 Carlos Lee, R (6, PH) (6, 10)	2-2 1B		0-2 F8 1-3		0-1 F8		1-3 K		0-0 G6-3 3-H	2 0 1 0 0 0 1 3 0 0 1 0 1 0			
25 Derek Lee, R (1, 3) OBP: 0.333, SLG: 0.667 14 Morgan Ensberg, R (7, 3)	0-3 K			0-0 16 G4-6-3 2B		2-2 P4		0-0 P3	1-3 K	3 0 1 0 0 1 1 2 0 0 0 0 1 0			
15 Jim Edmonds, L (1, 8) (5, 9) 18 Moises Alou, R (6, PH) OBP: 1.000, SLG: 2.000 (6, 9)		1-2 L4		4-0 16 G4-6-3 BB		4-1 16 WP BB		0-0 2 1B 24 FC5-4 2B		1 0 0 0 1 0 0 1 1 1 0 1 0 0			
16 Aramis Ramirez, R (1, 5) OBP: 0.667, SLG: 0.500 2 Felipe Lopez, S (7, 5) OBP: 1.000, SLG: 1.000		0-2 1B		1-0 G4-6-3 1-2f 2-3		4-0 24 FC6-4 BB		2-2 24 FC5-4 1B		2 0 1 0 1 0 2 1 0 1 0 0 0 0			
31 Mike Piazza, R (1, 2) 24 Miguel Cabrera, R (5, 7)		2-3 K		1-2 G4-3		2-1 FC6-4 1-2f		1-1 FC5-4 1 FC5-4		2 0 0 0 0 1 2 2 0 0 1 0 0 3			
12 Jeff Kent, R (1, 4) 1 Luis Castillo, S (2, 4) OBP: 0.333, SLG: 0.333		1-3 K		0-1 F8		2-1 F8		2-1 25 HR 1B	2-2 FC5-4 1-2f	1 0 0 0 0 1 1 3 1 1 0 0 0 1			
22 David Eckstein, R (1, 6) 25 Andruw Jones, R (5, 8) OBP: 1.000, SLG: 4.000			1-2 F9		2-1 F8		1-1 HR		4-1 20 2B BB	2 0 0 0 0 0 0 1 2 1 2 1 0 0			
Inning Stats	R: 0 H: 2 E: 0 LOB: 1 K: 1 BB: 0 S: 12 P: 17	R: 0 H: 1 E: 0 LOB: 1 K: 2 BB: 0 S: 16 P: 20	R: 0 H: 1 E: 1 LOB: 1 K: 0 BB: 0 S: 11 P: 13	R: 0 H: 1 E: 0 LOB: 1 K: 0 BB: 1 S: 5 P: 11	R: 0 H: 0 E: 0 LOB: 1 K: 1 BB: 1 S: 9 P: 15	R: 0 H: 0 E: 0 LOB: 2 K: 0 BB: 2 S: 8 P: 20	R: 2 H: 3 E: 0 LOB: 0 K: 1 BB: 0 S: 9 P: 14	R: 1 H: 2 E: 0 LOB: 1 K: 0 BB: 0 S: 12 P: 17	R: 2 H: 1 E: 0 LOB: 0 K: 1 BB: 1 S: 7 P: 13	1B: 7 SF: 0 2B: 3 SAC: 0 3B: 0 DP: 3 HR: 1 HBP: 0	WP: 1 PA: 40 PB: 0 SB: 0 CS: 0		
PITCHER	IP WLS BF H R ER SO BB IBB HBP BLK WP HR S P ERA WHIP											PITCHER	IP WLS BF H R ER SO BB IBB HBP BLK WP HR S P ERA WHIP
56 Mark Buehrle, L (1, 1) ERA:	2.0 W 8 3 0 0 3 0 0 0 0 0 0 0 28 37 0.00 1.500											37 Kenny Rogers, L (7, 1) ERA: 18.0	1.0 5 3 2 2 1 0 0 0 0 0 0 1 9 14 18.00 3.000
40 Bartolo Colon, R (3, 1) ERA:	1.0 4 1 0 0 0 0 0 0 0 0 0 0 11 13 0.00 1.000											36 Joe Nathan, R (8, 1) ERA: 9.0	1.0 5 2 1 1 0 0 0 0 0 0 0 12 17 9.00 2.000
57 Johan Santana, L (4, 1) ERA:	1.0 4 1 0 0 0 0 1 0 0 0 0 0 5 11 0.00 2.000											26 Bob Wickman, R (9, 1) ERA:	0.0 1 0 1 1 0 1 0 0 0 0 0 1 5 ∞ ∞
30 Matt Clement, R (5, 1) ERA:	1.0 4 0 0 0 0 1 1 0 0 0 0 0 9 15 0.00 1.000											52 B.J. Ryan, L (9, 1) ERA: 13.5	0.2 3 1 1 1 0 0 0 0 0 0 0 3 4 13.50 1.500
20 Jon Garland, R (6, 1) ERA:	1.0 5 0 0 0 0 0 2 0 0 0 0 1 0 8 20 0.00 2.000											42 Mariano Rivera, R (9, 1) ERA:	0.1 S 1 0 0 0 1 0 0 0 0 0 0 3 4 0.00 0.000

AB	35
R	5
H	11
RBI	5
BB	5
SO	6
LOB	15



Batter	1	2	3	4	5	6	7	8	9
18 Johnny Damon, L OBP: 0.500, SLG: 0.500 51 Ichiro Suzuki, L OBP: 0.500, SLG: 0.500 (1, 8) (4, 8) (9, 9)	0-1 G6-3		0-2 13 BB 34 1B	3-1 34 PO 1B		3-2 F8			
13 Alex Rodriguez, R OBP: 0.667, SLG: 0.500 6 Melvin Mora, R 29 Shea Hillenbrand, R (1, 5) (5, 5) (8, 5)	1-0 34 1B 1B		1 SAFE 4-2 34 1B 10 G6-3 BB	1 SAFE 0-1 F8			1-3 K2-3		
34 David Ortiz, L OBP: 0.667, SLG: 0.667 29 Mike Sweeney, R (1, 10) (7, PH) (8, 10)	0-1 24 G6-4-3 1B		1-0 10 G6-3 1B	0-1 PO	3-1 F7		0-3 K		
24 Manny Ramirez, R 16 Garret Anderson, L (1, 7) (4, 7)	1-0 G6-4-3		1-3 K		1-1 G4-3		1-2 K		
10 Miguel Tejada, R OBP: 0.333, SLG: 1.333 10 Michael Young, R OBP: 1.000, SLG: 2.000 (1, 6) (6, 6)		0-1 HR	0-2 G6-3		1-2 G4-3		1-0 2B		
27 Vladimir Guerrero, R OBP: 0.333, SLG: 0.333 12 Alfonso Soriano, R (1, 9) (6, PR) (7, 4)		0-0 P6	2-1 G5-3		1-1 23 HR 1B		0-1 P6		
23 Mark Teixeira, S OBP: 0.333, SLG: 1.333 14 Paul Konerko, R (1, 3) (7, 3)		0-2 G3-1		0-1 P4		3-2 HR	0-3 K		
33 Jason Varitek, S OBP: 1.000, SLG: 1.000 7 Ivan Rodriguez, R (1, 2) (6, 2)		1-1 1B		4-1 1 2B 51 1B BB		4-2 11 G6-4-3 BB	2-3 K		
1 Brian Roberts, S OBP: 0.500, SLG: 1.000 11 Gary Sheffield, R (1, 4) (6, PH) (7, 9)		2-2 F7		0-0 51 1B 2B		2-1 G6-4-3			
22 Scott Podsednik, L (9, 8)									

Inning Stats	R: 0	H: 2	E: 0	LOB: 1	K: 0	BB: 0	S: 6	P: 8
	R: 1	H: 2	E: 0	LOB: 1	K: 0	BB: 0	S: 11	P: 14
	R: 2	H: 2	E: 0	LOB: 1	K: 1	BB: 1	S: 14	P: 22
	R: 2	H: 2	E: 0	LOB: 0	K: 0	BB: 1	S: 9	P: 16
	R: 0	H: 0	E: 0	LOB: 0	K: 0	BB: 0	S: 7	P: 12
	R: 2	H: 2	E: 0	LOB: 1	K: 0	BB: 1	S: 19	P: 32
	R: 0	H: 0	E: 0	LOB: 0	K: 3	BB: 0	S: 9	P: 11
	R: 0	H: 1	E: 0	LOB: 1	K: 2	BB: 0	S: 11	P: 14


PITCHER										IP	WLS	BF	H	R	ER	SO	BB	IBB	HBP	BLK	WP	HR	S	P	ERA	WHIP	
29 Chris Carpenter, R ERA: 1.0										1.0		4	2	0	0	0	0	0	0	0	0	0	0	8	8	0.00	2.000
29 John Smoltz, R ERA: 9.0										1.0	L	5	2	1	1	0	0	0	0	0	0	1	11	14	9.00	2.000	
44 Roy Oswalt, R ERA: 18.0										1.0		6	2	2	2	1	1	0	0	0	0	0	14	22	18.00	3.000	
61 Livan Hernandez, R ERA: 18.0										1.0		5	2	2	2	0	1	0	0	0	0	9	16	18.00	3.000		
22 Roger Clemens, R ERA:										1.0		3	0	0	0	0	0	0	0	0	0	0	7	12	0.00	0.000	
PITCHER										IP	WLS	BF	H	R	ER	SO	BB	IBB	HBP	BLK	WP	HR	S	P	ERA	WHIP	
35 Dontrelle Willis, L ERA: 18.0										(6, 1)		5	2	2	2	0	1	0	0	0	0	0	19	32	18.00	3.000	
54 Brad Lidge, R ERA:										(7, 1)		3	0	0	0	3	0	0	0	0	0	0	9	11	0.00	0.000	
44 Jake Peavy, R ERA:										(8, 1)		3	1	0	0	1	0	0	0	0	0	0	6	7	0.00	1.500	
32 Chad Cordero, R ERA:										(8, 1)		1	0	0	0	1	0	0	0	0	0	0	5	7	0.00	0.000	

BOTTOM

AB	R	H	RBI	BB	SO	LOB
2	1	1	0	0	0	0
2	0	1	2	0	0	1
2	1	1	0	1	0	1
1	0	0	0	0	1	0
0	0	0	0	0	0	0
3	0	2	1	0	0	0
1	0	0	0	0	1	0
2	0	0	0	0	1	4
2	0	0	0	0	1	0
3	1	1	2	0	0	1
1	0	1	0	0	0	0
3	0	1	0	0	0	1
1	1	0	0	0	0	1
3	1	1	2	0	0	0
1	0	0	0	0	1	1
1	1	1	0	1	0	0
1	0	0	0	1	1	1
2	1	1	0	0	0	1
1	0	0	0	0	0	1
0	0	0	0	0	0	0

AB 32
R 7
H 11
RBI 7
BB 3
SO 6
LOB 13

WP: 0 PA: 36
PB: 0
SB: 0
CS: 0



National League All-Stars @ American League All-Stars
Comerica Park, Detroit, MI
Tue Jul 12 2005, 8:05 PM EDT
Att. 41,617 - Clear - 84 F

livebaseballscorecards.com

Batter	1	2	3	4	5	6	7	8	9	AB R H RBI BB SO LOB	TOP												
51 Ichiro Suzuki, L 23 Jermaine Dye, R	3-3 K		3-1 L9			1-2 G6-3			0-1 G1-3	3 0 0 0 0 1 0 1 0 0 0 0 0 0	American League All-Stars @ National League All-Stars PNC Park, Pittsburgh, PA Tue Jul 11 2006, 8:00 PM EDT Att. 38,904 - Cloudy - 79 F												
2 Derek Jeter, R 10 Miguel Tejada, R	3-3 K			2-3 K		0-1 G5-3			0-2 G1-3	3 0 0 0 0 2 0 1 0 0 0 0 0 0													
34 David Ortiz, L 14 Paul Konerko, R 4 Jose Lopez, R	2-3 K			2-2 P5			3-2 G5-4-3 1B		0-0 25 2B 10 3B 1B	2 0 0 0 0 1 0 2 0 2 0 0 0 0 0 1 0 0 0 0 0													
13 Alex Rodriguez, R 25 Troy Glaus, R		1-2 G6-3		2-0 G6-3			2-2 G5-4-3 1-2f		0-1 10 3B 2B	2 0 0 0 0 0 0 2 1 1 0 0 0 1													
27 Vladimir Guerrero, R 10 Michael Young, R		1-1 HR			1-0 P6		1-0 F9		0-2 10 3B 2B 3B	2 1 1 1 0 0 0 2 0 1 2 0 0 0													
7 Ivan Rodriguez, R 7 Joe Mauer, L		1-0 L4			1-0 F8			2-3 K	0-1 G1-3	2 0 0 0 0 0 0 2 0 0 0 0 1 2													
10 Vernon Wells, R 14 Gary Matthews, S		1-1 F8			0-2 1B			2-1 25 G4-3 1B		2 0 1 0 0 0 0 1 0 1 0 0 0 0													
3 Mark Loretta, R 75 Barry Zito, L 26 Scott Kazmir, L 57 Johan Santana, L 25 Jim Thome, L 52 B.J. Ryan, L 42 Mariano Rivera, R			0-1 G3		1-1 L6			1-0 G4-3		2 0 0 0 0 0 1 0 0 0 0 0 0 0 0 0 0 0 0 0 0 0 0 0 0 0 0 0 1 0 0 0 0 0 1 0 0 0 0 0 0 0 0 0 0 0 0 0 0													
37 Kenny Rogers, L 30 Magglio Ordonez, R 32 Roy Halladay, R 24 Grady Sizemore, L			3-3 K			0-3 K		1-0 G4-3		0 0 0 0 0 0 0 1 0 0 0 0 1 0 0 0 0 0 0 0 0 2 0 0 0 0 1 1													
Inning Stats	R: 0 E: 0 K: 3 S: 13	H: 0 LOB: 0 BB: 0 P: 21	R: 1 E: 0 K: 0 S: 11	H: 1 LOB: 0 BB: 0 P: 15	R: 0 E: 0 K: 1 S: 7	H: 0 LOB: 0 BB: 0 P: 13	R: 0 E: 0 K: 1 S: 10	H: 0 LOB: 0 BB: 0 P: 16	R: 0 E: 0 K: 0 S: 7	H: 1 LOB: 1 BB: 0 P: 10		R: 0 E: 0 K: 1 S: 8	H: 0 LOB: 0 BB: 0 P: 9	R: 0 E: 0 K: 0 S: 8	H: 1 LOB: 0 BB: 0 P: 14	R: 0 E: 0 K: 1 S: 8	H: 1 LOB: 1 BB: 0 P: 14	R: 2 E: 0 K: 0 S: 13	H: 3 LOB: 2 BB: 0 P: 13	1B: 4 2B: 1 3B: 1 HR: 1	SF: 0 SAC: 0 DP: 1 HBP: 0	WP: 0 PA: 33 PB: 0 SB: 0 CS: 0	
PITCHER	IP WLS BF H R ER SO BB IBB HBP BLK WP HR S P ERA WHIP																				PITCHER	IP WLS BF H R ER SO BB IBB HBP BLK WP HR S P ERA WHIP	
31 Brad Penny, R ERA: 4.5	(1, 1) 2.0 7 1 1 1 3 0 0 0 0 0 1 24 36 4.50 0.500																				59 Derrick Turnbow, R ERA:	(7, 1) 1.0 3 1 0 0 0 0 0 0 0 0 0 7 13 0.00 1.000	
44 Roy Oswalt, R ERA:	(3, 1) 1.0 3 0 0 0 1 0 0 0 0 0 0 7 13 0.00 0.000																				45 Tom Gordon, R ERA:	(8, 1) 1.0 4 1 0 0 1 0 0 0 0 0 0 8 14 0.00 1.000	
17 Brandon Webb, R ERA:	(4, 1) 1.0 H 3 0 0 0 1 0 0 0 0 0 10 16 0.00 0.000																				51 Trevor Hoffman, R ERA: 18.0	(9, 1) 1.0 L 6 3 2 2 0 0 0 0 0 0 0 13 13 18.00 3.000	
61 Bronson Arroyo, R ERA:	(5, 1) 1.0 H 4 1 0 0 0 0 0 0 0 0 0 7 10 0.00 1.000																						
40 Brian Fuentes, L ERA:	(6, 1) 1.0 H 3 0 0 0 1 0 0 0 0 0 0 8 9 0.00 0.000																						

livebaseballscores.com

AB	33
R	3
H	7
RBI	3
BB	0
SO	7
LOB	6



Batter	1	2	3	4	5	6	7	8	9	AB R H RBI BB SO LOB
12 Alfonso Soriano, R (1, 7) 17 Brandon Webb, R (4, 1) 12 Freddy Sanchez, R (5, 6) (6, 4)	0-0 F9		1-0 15 S 15 1B			0-0 G6-3			1-2 G5-3	2 0 1 0 0 0 0 0 0 0 0 0 0 0 2 0 0 0 0 0 0
15 Carlos Beltrán, S (1, 8) OBP: 0.500, SLG: 0.750	2-2 2B		0-1 5 S 5 WP 1B			3-2 F7			2-2 E5 6 G4-3	4 1 2 0 0 0 0
5 Albert Pujols, R (1, 3) 6 Ryan Howard, L (7, 3)	0-1 P6		2-3 K			0-1 F8			1-1 G4-3 SAFE	3 0 0 0 0 1 1 1 0 0 0 0 0 1
38 Jason Bay, R (1, 9) OBP: 0.333, SLG: 0.333 45 Carlos Lee, R (8, 7)	2-3 K			1-2 11 G4-6-3 1B			1-3 K		1-2 P4	3 0 1 0 0 2 1 1 0 0 0 0 0 1
11 Edgar Renteria, R (1, 8) 61 Bronson Arroyo, R (5, 1) 40 Brian Fuentes, L (6, 1) 59 Derrick Turnbow, R (7, 1) 17 Lance Berkman, S (7, PH) 24 Miguel Cabrera, R (8, 5)		3-2 G1-3		1-0 G4-6-3 1-2f			4-0 5 G4-6-3 BB			2 0 0 0 0 0 1 0 0 0 0 0 0 0 0 0 0 0 0 0 0 0 0 0 0 0 0 0 0 0 0 0 1 0 0 0 0 0 0 0 0 0
5 David Wright, R (1, 5) OBP: 0.333, SLG: 1.333 45 Tom Gordon, R (8, 1) 51 Trevor Hoffman, R (9, 1)		0-0 HR		3-1 G6-3			1-1 G4-6-3 1-2f			3 1 1 1 0 0 1 0 0 0 0 0 0 0 0 0 0 0 0 0 0
26 Chase Utley, L (1, 4) OBP: 0.500, SLG: 0.500 16 Brian McCann, L (6, 2)		2-2 16 G1-6-3 1B				1-2 P4			0-2 G6-3	2 0 1 0 0 0 0 1 0 0 0 0 0 0
16 Paul Lo Duca, R (1, 2) 6 David Eckstein, R (6, 6)		1-1 G1-6-3 1-2f				0-0 G5-3			0-3 K	2 0 0 0 0 0 1 1 0 0 0 0 1 0
31 Brad Penny, R (1, 1) 44 Roy Oswalt, R (3, 1) 5 Matt Holliday, R (3, PH) (4, 9)			1-0 G6-3			0-2 F7			0-0 L5	0 0 0 0 0 0 0 0 0 0 0 0 0 0 3 0 0 0 0 0 0

Inning Stats	R: 0 E: 0 K: 10 S: 10	H: 1 LOB: 1 BB: 0 P: 14	R: 1 E: 0 K: 10 S: 10	H: 2 LOB: 0 BB: 0 P: 16	R: 1 E: 0 K: 1 S: 7	H: 2 LOB: 0 BB: 0 P: 11	R: 0 E: 0 K: 0 S: 6	H: 1 LOB: 0 BB: 0 P: 11	R: 0 E: 0 K: 0 S: 7	H: 0 LOB: 0 BB: 0 P: 8	R: 0 E: 0 K: 0 S: 6	H: 0 LOB: 0 BB: 1 P: 9	R: 0 E: 0 K: 1 S: 5	H: 0 LOB: 0 BB: 1 P: 11	R: 0 E: 0 K: 1 S: 10	H: 0 LOB: 0 BB: 0 P: 10	R: 0 E: 1 K: 0 S: 12	H: 0 LOB: 1 BB: 0 P: 17	1B: 4 2B: 1 3B: 0 HR: 1	SF: 0 SAC: 0 DP: 3 HBP: 0	WP: 1 PB: 0 SB: 2 CS: 0	PA: 31
--------------	--------------------------------	----------------------------------	--------------------------------	----------------------------------	------------------------------	----------------------------------	------------------------------	----------------------------------	------------------------------	---------------------------------	------------------------------	---------------------------------	------------------------------	----------------------------------	-------------------------------	----------------------------------	-------------------------------	----------------------------------	----------------------------------	------------------------------------	----------------------------------	--------


PITCHER	IP	WLS	BF	H	R	ER	SO	BB	IBB	HBP	BLK	WP	HR	S	P	ERA	WHIP
37 Kenny Rogers, L (1, 1) ERA: 4.5	2.0		8	3	1	1	1	0	0	0	0	0	1	20	30	4.50	1.500
32 Roy Halladay, R (3, 1) ERA: 4.5	2.0		7	3	1	1	1	0	0	0	0	1	0	13	22	4.50	1.500
75 Barry Zito, L (5, 1) ERA:	1.0		3	0	0	0	0	0	0	0	0	0	0	7	8	0.00	0.000
26 Scott Kazmir, L (6, 1) ERA:	1.0		3	0	0	0	0	0	0	0	0	0	0	6	9	0.00	0.000
57 Johan Santana, L (7, 1) ERA:	1.0		3	0	0	0	1	1	0	0	0	0	0	5	11	0.00	1.000

BOTTOM

American League All-Stars @ National League All-Stars
PNC Park, Pittsburgh, PA

Tue Jul 11 2006, 8:00 PM EDT
Att: 38,904 - Cloudy - 79 F

AB	30
R	2
H	6
RBI	1
BB	1
SO	4
LOB	7



PITCHER	IP	WLS	BF	H	R	ER	SO	BB	IBB	HBP	BLK	WP	HR	S	P	ERA	WHIP
52 B.J. Ryan, L (8, 1) ERA:	1.0		3	0	0	0	1	0	0	0	0	0	0	10	10	0.00	0.000
42 Mariano Rivera, R (9, 1) ERA:	1.0		4	0	0	0	0	0	0	0	0	0	0	12	17	0.00	0.000

Batter	1	2	3	4	5	6	7	8	9	AB R H RBI BB SO LOB	TOP		
51 Ichiro Suzuki, L (1, 8) OBP: 1.000, SLG: 2.000 48 Torii Hunter, R (5, 8) 57 Francisco Rodríguez, R (9, 1)	1-0 G6-4-3 1B		2-2 2B 1B		0-0 IHR		0-1 F7		3-2 G5-3	3 1 3 2 0 0 0 2 0 0 0 0 0 1 0 0 0 0 0 0 0			
2 Derek Jeter, R (1, 6) OBP: 0.333, SLG: 0.333 52 CC Sabathia, L (5, 1) 25 Mike Lowell, R (6, 5) OBP: 1.000, SLG: 1.000	2-2 G6-4-3 1-2f		0-0 1B		0-1 F8			0-1 41 HR 1B		3 0 1 0 0 0 1 0 0 0 0 0 0 0 1 1 1 0 0 0 0			
34 David Ortiz, L (1, 3) 33 Justin Morneau, L (4, 3)	3-2 E3 FC5-4		2-1 L9		1-1 F9			1-0 P5		2 0 0 0 0 0 2 2 0 0 0 0 0 1			
13 Alex Rodríguez, R (1, 5) OBP: 0.333, SLG: 0.333 35 Justin Verlander, R (6, 1) 24 Grady Sizemore, L (7, 9) (9, 8)	1-0 FC5-4 1-2f		1-2 7B 1B		1-0 F8			0-3 K		3 0 1 0 0 0 1 0 0 0 0 0 0 0 1 0 0 0 0 0 1			
27 Vladimir Guerrero, R (1, 9) 57 Johan Santana, L (7, 1) 41 Victor Martínez, S (8, PH) 58 Jonathan Papelbon, R (8, 1) 20 J.J. Putz, R (9, 1) 15 Alex Ríos, R (9, 9)		0-2 G5-3		0-1 G6-3		1-0 F9		2-0 HR		3 0 0 0 0 0 1 0 0 0 0 0 0 0 1 1 1 2 0 0 0 0 0 0 0 0 0 0 0 0 0 0 0 0 0 0 0 0 0 0 0 0			
30 Magglio Ordonez, R (1, 7) 13 Carl Crawford, L (5, 7) OBP: 0.500, SLG: 2.000		1-0 F9		1-0 G6-3		3-2 HR		2-2 G6-3		2 0 0 0 0 0 1 2 1 1 1 0 0 0			
7 Ivan Rodríguez, R (1, 2) OBP: 0.500, SLG: 0.500 9 Carlos Guillen, S (5, 6)		1-0 G6-3		1-0 1B		0-1 G4-3			2-1 G4-3	2 0 1 0 0 0 0 2 0 0 0 0 0 0			
14 Placido Polanco, R (1, 4) 1 Brian Roberts, S (3, 4)			0-1 G6-3		4-2 51 IHR BB		3-2 G4-3		1-2 G3-1	1 0 0 0 0 0 0 2 1 0 0 1 0 0			
15 Dan Haren, R (1, 1) 24 Manny Ramirez, R (3, PH) 19 Josh Beckett, R (3, 1) 20 Jorge Posada, S (5, PH) OBP: 0.333, SLG: 0.667 (5, 2)			1-0 F9		1-1 F8		1-2 L3		3-2 2B	0 0 0 0 0 0 0 1 0 0 0 0 0 0 0 0 0 0 0 0 0 3 0 1 0 0 0 1			
Inning Stats	R: 0 H: 1 E: 1 LOB: 1 K: 0 BB: 0 S: 9 P: 16	R: 0 H: 0 E: 0 LOB: 0 K: 0 BB: 0 S: 5 P: 7	R: 0 H: 2 E: 0 LOB: 2 K: 0 BB: 0 S: 9 P: 14	R: 0 H: 2 E: 0 LOB: 2 K: 0 BB: 0 S: 7 P: 10	R: 2 H: 1 E: 0 LOB: 0 K: 0 BB: 1 S: 10 P: 16	R: 1 H: 1 E: 0 LOB: 0 K: 0 BB: 0 S: 11 P: 15	R: 0 H: 0 E: 0 LOB: 0 K: 0 BB: 0 S: 9 P: 13	R: 2 H: 2 E: 0 LOB: 0 K: 1 BB: 0 S: 10 P: 15	R: 0 H: 1 E: 0 LOB: 1 K: 0 BB: 0 S: 13 P: 22	1B: 6 SF: 0 2B: 1 SAC: 0 3B: 0 DP: 1 HR: 3 HBP: 0	WP: 0 PA: 37 PB: 0 SB: 1 CS: 0		
PITCHER	IP WLS BF H R ER SO BB IBB HBP BLK WP HR S P ERA WHIP											PITCHER	IP WLS BF H R ER SO BB IBB HBP BLK WP HR S P ERA WHIP
44 Jake Peavy, R (1, 1) ERA: 1.000	1.0 0 3 1 0 0 0 0 0 0 0 0 0 0 9 16 0.00 1.000											48 Francisco Cordero, R (6, 1) ERA: 9.00	1.0 0 4 1 1 1 0 0 0 0 0 0 1 11 15 9.00 1.000
31 Brad Penny, R (2, 1) ERA: 1.000	1.0 H 3 0 0 0 0 0 0 0 0 0 0 0 5 7 0.00 0.000											44 Takashi Saito, R (7, 1) ERA: 1.000	1.0 0 3 0 0 0 0 0 0 0 0 0 0 9 13 0.00 0.000
15 Ben Sheets, R (3, 1) ERA: 1.000	1.0 H 5 2 0 0 0 0 0 0 0 0 0 0 9 14 0.00 2.000											13 Billy Wagner, L (8, 1) ERA: 18.0	1.0 0 5 2 2 2 1 0 0 0 0 0 1 10 15 18.00 2.000
35 Cole Hamels, L (4, 1) ERA: 1.000	1.0 H 4 2 0 0 0 0 0 0 0 0 0 0 7 10 0.00 2.000											51 Trevor Hoffman, R (9, 1) ERA: 18.0	1.0 0 4 1 0 0 0 0 0 0 0 0 0 13 22 0.00 1.000
32 Chris Young, R (5, 1) ERA: 18.0	1.0 L 5 1 2 2 0 1 0 0 0 0 0 0 10 16 18.00 2.000												

American League All-Stars @ National League All-Stars
 AT&T Park, San Francisco, CA
 Tue Jul 10 2007, 5:00 PM PDT
 Att. 43,965 - Overcast - 68 F

livebaseballscores.com

AB	36
R	5
H	10
RBI	5
BB	1
SO	1
LOB	10



BOTTOM

American League All-Stars @ National League All-Stars
AT&T Park, San Francisco, CA
Tue Jul 10 2007, 5:00 PM PDT
Att. 43,965 - Overcast - 68 F

livebaseballscorecards.com

AB 35
R 4
H 9
RBI 4
BB 4
SO 9
LOB 18



WP: 0 PA: 40
PB: 1
SB: 2
CS: 0

4 1 3 0 0 0 0
0 0 0 0 1 0 0

2 0 0 0 0 0 2
0 0 0 0 0 0 0
2 0 1 0 1 0 1

3 1 1 0 0 1 2
1 0 0 0 1 1 1

2 0 1 2 0 1 1
2 0 0 0 0 1 4

3 0 1 0 0 0 1
1 0 0 0 0 0 1

1 0 0 0 1 0 0
0 0 0 0 0 0 0
0 0 0 0 0 0 0
2 0 0 0 0 1 1

3 0 0 0 0 1 2
1 0 0 0 0 0 0

2 0 0 0 0 0 1
0 0 0 0 0 0 0
1 0 0 0 0 1 0
0 0 0 0 0 0 0
0 0 0 0 0 0 0
1 1 1 0 0 0 0

0 0 0 0 0 0 0
0 0 0 0 0 0 0
1 0 0 0 0 1 1
0 0 0 0 0 0 0
3 1 1 2 0 1 0

1B: 6 SF: 1
2B: 1 SAC: 0
3B: 1 DP: 0
HR: 1 HBP: 0

IP WLS BF H R ER SO BB IBB HBP BLK WP HR S P ERA WHIP
15 Dan Haren, R (1, 1) 2.0 2 9 2 1 1 2 1 0 0 0 0 0 0 0 0 4.50 1.500
19 Josh Beckett, R (3, 1) 2.0 W 7 1 0 0 2 0 0 0 0 0 0 0 0 0 0 0.00 0.500
52 CC Sabathia, L (5, 1) 1.0 H 4 1 0 0 0 0 0 0 0 0 0 0 0 0 0 0.00 1.000
35 Justin Verlander, R (6, 1) 1.0 H 5 2 1 1 0 0 0 0 0 0 0 0 0 0 0 9.00 2.000
57 Johan Santana, L (7, 1) 1.0 H 3 0 0 0 0 2 0 0 0 0 0 0 0 0 0 0.00 0.000

IP WLS BF H R ER SO BB IBB HBP BLK WP HR S P ERA WHIP
58 Jonathan Papelbon, R (8, 1) 1.0 H 4 1 0 0 2 0 0 0 0 0 0 0 0 0 0 0.00 1.000
20 J.J. Putz, R (9, 1) 0.2 H 5 2 2 2 1 1 0 0 0 0 0 0 0 0 0 27.00 4.500
57 Francisco Rodriguez, R (9, 1) 0.1 S 3 0 0 0 0 0 2 0 0 0 0 0 0 0 0 0.00 6.000

Table with 9 columns (Innings 1-9) and 15 rows (Batters). Each cell contains a diamond diagram with pitch types (e.g., 1B, 2B, K, G4-3, F9, SF9, G3, P4, HR) and a small table of counts (R, H, E, K, S).

Inning Stats
R: 1 H: 2 E: 0 K: 1 S: 14
H: 2 LOB: 1 BB: 0 P: 21
R: 0 H: 0 E: 0 K: 1 S: 11
H: 0 LOB: 1 BB: 1 P: 18
R: 0 H: 1 E: 0 K: 1 S: 9
H: 1 LOB: 1 BB: 0 P: 9
R: 0 H: 0 E: 0 K: 1 S: 9
H: 0 LOB: 0 BB: 0 P: 17
R: 0 H: 1 E: 0 K: 0 S: 5
H: 1 LOB: 1 BB: 0 P: 9
R: 1 H: 2 E: 0 K: 0 S: 13
H: 2 LOB: 1 BB: 0 P: 21
R: 0 H: 0 E: 0 K: 2 S: 9
H: 0 LOB: 0 BB: 0 P: 10
R: 0 H: 1 E: 0 K: 1 S: 14
H: 1 LOB: 1 BB: 0 P: 17
R: 2 H: 2 E: 0 K: 1 S: 20
H: 2 LOB: 3 BB: 3 P: 38


PITCHER
IP WLS BF H R ER SO BB IBB HBP BLK WP HR S P ERA WHIP
15 Dan Haren, R (1, 1) 2.0 2 9 2 1 1 2 1 0 0 0 0 0 0 0 0 4.50 1.500
19 Josh Beckett, R (3, 1) 2.0 W 7 1 0 0 2 0 0 0 0 0 0 0 0 0 0 0.00 0.500
52 CC Sabathia, L (5, 1) 1.0 H 4 1 0 0 0 0 0 0 0 0 0 0 0 0 0 0.00 1.000
35 Justin Verlander, R (6, 1) 1.0 H 5 2 1 1 0 0 0 0 0 0 0 0 0 0 0 9.00 2.000
57 Johan Santana, L (7, 1) 1.0 H 3 0 0 0 0 2 0 0 0 0 0 0 0 0 0 0.00 0.000

PITCHER
IP WLS BF H R ER SO BB IBB HBP BLK WP HR S P ERA WHIP
58 Jonathan Papelbon, R (8, 1) 1.0 H 4 1 0 0 2 0 0 0 0 0 0 0 0 0 0 0.00 1.000
20 J.J. Putz, R (9, 1) 0.2 H 5 2 2 2 1 1 0 0 0 0 0 0 0 0 0 27.00 4.500
57 Francisco Rodriguez, R (9, 1) 0.1 S 3 0 0 0 0 0 2 0 0 0 0 0 0 0 0 0.00 6.000

Batter	1	2	3	4	5	6	7	8	9	10	11	12	13	14	15	AB	R	H	RBI	BB	SO	LOB	TOP
2 Hanley Ramirez, R OBP: 0.667, SLG: 0.667 10 Miguel Tejada, R OBP: 0.750, SLG: 0.667																3 1 2 0 0 1 0 3 1 2 0 1 0 0							
26 Chase Utley, L OBP: 0.333, SLG: 0.333 6 Dan Uggla, R																3 0 1 0 0 1 1 4 0 0 0 0 3 6							
17 Lance Berkman, S 23 Adrián González, L OBP: 0.250, SLG: 0.333																2 0 0 1 0 1 0 3 0 1 1 0 1 3							
5 Albert Pujols, R OBP: 0.667, SLG: 0.667 5 David Wright, R OBP: 0.500, SLG: 0.333																3 0 2 0 0 0 0 3 0 1 0 1 2 1							
10 Chipper Jones, S OBP: 0.333, SLG: 0.333 16 Aramis Ramirez, R 15 Cristian Guzman, S																3 0 1 0 0 1 2 0 0 0 0 1 0 0 3 0 0 0 0 0 3							
5 Matt Holliday, R OBP: 0.333, SLG: 1.333 1 Corey Hart, R																3 1 1 1 0 0 3 3 0 0 0 0 1 3							
8 Ryan Braun, R 47 Ryan Ludwick, R																3 0 0 0 0 2 1 2 0 0 0 1 1 2							
1 Kosuke Fukudome, L 13 Nate McLouth, L OBP: 0.250, SLG: 0.250																2 0 0 0 0 1 0 4 0 1 0 0 1 0							
18 Geovany Soto, R 55 Russell Martin, R OBP: 0.333, SLG: 0.333 16 Brian McCann, L																2 0 0 0 0 1 0 3 0 1 0 0 0 0 0 0 0 0 0 0 0							
Inning Stats	R: 0 H: 0 E: 0 LOB: 0 K: 2 BB: 0 S: 8 P: 10	R: 0 H: 1 E: 0 LOB: 1 K: 1 BB: 0 S: 8 P: 10	R: 0 H: 1 E: 0 LOB: 1 K: 0 BB: 0 S: 8 P: 12	R: 0 H: 1 E: 0 LOB: 0 K: 1 BB: 0 S: 8 P: 9	R: 1 H: 1 E: 0 LOB: 0 K: 2 BB: 0 S: 15 P: 20	R: 1 H: 3 E: 0 LOB: 2 K: 1 BB: 0 S: 15 P: 22	R: 0 H: 0 E: 0 LOB: 0 K: 1 BB: 0 S: 5 P: 8	R: 1 H: 1 E: 0 LOB: 0 K: 2 BB: 0 S: 9 P: 11	R: 0 H: 0 E: 0 LOB: 1 K: 1 BB: 1 S: 7 P: 14	R: 0 H: 2 E: 0 LOB: 1 K: 1 BB: 0 S: 15 P: 20	R: 0 H: 1 E: 0 LOB: 1 K: 1 BB: 0 S: 11 P: 16	R: 0 H: 1 E: 0 LOB: 3 K: 2 BB: 2 S: 9 P: 17	R: 0 H: 1 E: 0 LOB: 1 K: 1 BB: 0 S: 10 P: 15	R: 0 H: 0 E: 0 LOB: 0 K: 0 BB: 0 S: 5 P: 7	R: 0 H: 0 E: 0 LOB: 1 K: 1 BB: 1 S: 7 P: 14	1B: 12 SF: 2 2B: 1 SAC: 1 3B: 0 DP: 2 HR: 1 HBP: 0	WP: 0 PA: 59 PB: 0 SB: 1 CS: 1						
PITCHER	IP WLS BF H R ER SO BB IBB HBP BLK WP HR S P ERA WHIP	IP WLS BF H R ER SO BB IBB HBP BLK WP HR S P ERA WHIP	IP WLS BF H R ER SO BB IBB HBP BLK WP HR S P ERA WHIP	IP WLS BF H R ER SO BB IBB HBP BLK WP HR S P ERA WHIP	IP WLS BF H R ER SO BB IBB HBP BLK WP HR S P ERA WHIP	IP WLS BF H R ER SO BB IBB HBP BLK WP HR S P ERA WHIP	IP WLS BF H R ER SO BB IBB HBP BLK WP HR S P ERA WHIP	IP WLS BF H R ER SO BB IBB HBP BLK WP HR S P ERA WHIP	IP WLS BF H R ER SO BB IBB HBP BLK WP HR S P ERA WHIP	IP WLS BF H R ER SO BB IBB HBP BLK WP HR S P ERA WHIP	IP WLS BF H R ER SO BB IBB HBP BLK WP HR S P ERA WHIP	IP WLS BF H R ER SO BB IBB HBP BLK WP HR S P ERA WHIP	IP WLS BF H R ER SO BB IBB HBP BLK WP HR S P ERA WHIP	IP WLS BF H R ER SO BB IBB HBP BLK WP HR S P ERA WHIP	IP WLS BF H R ER SO BB IBB HBP BLK WP HR S P ERA WHIP	IP WLS BF H R ER SO BB IBB HBP BLK WP HR S P ERA WHIP	IP WLS BF H R ER SO BB IBB HBP BLK WP HR S P ERA WHIP	IP WLS BF H R ER SO BB IBB HBP BLK WP HR S P ERA WHIP					

AB	52
R	3
H	13
RBI	3
BB	4
SO	17
LOB	25



Batter	1	2	3	4	5	6	7	8	9	10	11	12	13	14	15	AB	R	H	RBI	BB	SO	LOB	BOTTOM										
51 Ichiro Suzuki, L OBP: 0.333, SLG: 0.333 7 J.D. Drew, L OBP: 0.600, SLG: 1.250	F9		1B		K		HR		K		1B		E4		BB	3	0	1	0	0	1	2	National League All-Stars @ American League All-Stars Yankee Stadium, Bronx, NY Tue Jul 15 2008, 8:00 PM EDT Att. 55,632 - Clear - 82 F AB 57 R 4 H 14 RBI 4 BB 7 SO 17 LOB 35  WP: 0 PA: 66 PB: 0 SB: 6 CS: 1										
2 Derek Jeter, R OBP: 0.333, SLG: 0.333 10 Michael Young, R OBP: 0.200, SLG: 0.250	1B	1B	G6-4-3		G1-3		K			E4	1B		K		SF9	3	0	1	0	0	3												
32 Josh Hamilton, L OBP: 0.333, SLG: 0.333 20 Carlos Quentin, R	K		G4-3		G4-3		1B		F8	FC4	G5-3		K			3	0	1	0	0	1												
13 Alex Rodriguez, R 24 Joe Crede, R 9 Carlos Guillen, S OBP: 0.500, SLG: 0.667	P2				K		P4		K	FC5-2	IBB		2B		L6	2	0	0	0	0	1												
24 Manny Ramirez, R 24 Grady Sizemore, L OBP: 0.200, SLG: 0.200		K			G4-3		K		1B	FC4-2	FC5-2		G4-3		K	2	0	0	0	0	1												
21 Milton Bradley, S 3 Evan Longoria, R OBP: 0.250, SLG: 0.500		BB			E6		F8		2B	FC5-2			K		K	2	0	0	0	1	0												
20 Kevin Youkilis, R 33 Justin Morneau, L OBP: 0.600, SLG: 0.750		K			PO		F9		2B	G6-3			IBB		1B	2	0	0	0	0	1												
7 Joe Mauer, L 5 Ian Kinsler, R OBP: 0.200, SLG: 0.200		BB			1B		G6-3		K				G5-3		L7	1	0	1	0	1	0												
15 Dustin Pedroia, R 33 Jason Varitek, S 30 Dioner Navarro, S OBP: 0.400, SLG: 0.250	F8				BB		K		K		BB		G4-3		1B	1	0	0	0	1	0												
Inning Stats	R: 0 E: 0 K: 1 S: 10	H: 1 LOB: 1 BB: 0 P: 14	R: 0 E: 0 K: 2 S: 14	H: 0 LOB: 2 BB: 2 P: 28	R: 0 E: 0 K: 0 S: 4	H: 1 LOB: 0 BB: 0 P: 7	R: 0 E: 1 K: 1 S: 8	H: 0 LOB: 0 BB: 0 P: 13	R: 0 E: 0 K: 1 S: 11	H: 1 LOB: 2 BB: 1 P: 20	R: 0 E: 0 K: 1 S: 11	H: 1 LOB: 1 BB: 0 P: 16	R: 2 E: 0 K: 2 S: 11	H: 2 LOB: 0 BB: 0 P: 18	R: 1 E: 0 K: 1 S: 13	H: 2 LOB: 1 BB: 0 P: 21	R: 0 E: 0 K: 3 S: 10	H: 0 LOB: 0 BB: 0 P: 18	R: 0 E: 2 K: 0 S: 7	H: 0 LOB: 3 BB: 1 P: 13	R: 0 E: 0 K: 0 S: 8	H: 3 LOB: 2 BB: 1 P: 16		R: 0 E: 0 K: 1 S: 7	H: 1 LOB: 2 BB: 1 P: 13	R: 0 E: 1 K: 2 S: 12	H: 0 LOB: 1 BB: 0 P: 19	R: 0 E: 0 K: 2 S: 8	H: 0 LOB: 0 BB: 0 P: 13	R: 1 E: 0 K: 0 S: 12	H: 2 LOB: 2 BB: 1 P: 19	1B: 10 2B: 3 3B: 0 HR: 1	SF: 1 SAC: 0 DP: 1 HBP: 0
PITCHER	IP	WLS	BF	H	R	ER	SO	BB	IBB	HBP	BLK	WP	HR	S	P	ERA	WHIP																
15 Ben Sheets, R	2.0		9	1	0	0	0	2	0	0	0	0	0	24	42	0.00	1.500																
38 Carlos Zambrano, R	2.0		6	1	0	0	1	0	0	0	0	0	0	12	20	0.00	0.500																
15 Dan Haren, R	2.0	H	9	2	0	0	2	1	0	0	0	0	0	22	36	0.00	1.500																
36 Edinson Volquez, R	1.0	B	5	2	2	2	2	0	0	0	0	0	1	11	18	18.00	2.000																
38 Brian Wilson, R	0.2	H	2	0	0	0	1	0	0	0	0	0	0	7	12	0.00	0.000																
13 Billy Wagner, L	0.1	B	3	2	1	1	0	0	0	0	0	0	0	6	9	27.00	6.000																
46 Ryan Dempster, R	1.0		3	0	0	0	3	0	0	0	0	0	0	10	18	0.00	0.000																
28 Aaron Cook, R	3.0		16	4	0	0	1	1	2	0	0	0	0	22	42	0.00	1.667																
PITCHER	IP	WLS	BF	H	R	ER	SO	BB	IBB	HBP	BLK	WP	HR	S	P	ERA	WHIP																
49 Carlos Marmol, R	1.0		4	0	0	0	2	0	0	0	0	0	0	12	19	0.00	0.000																
17 Brandon Webb, R	1.0		3	0	0	0	2	0	0	0	0	0	0	8	13	0.00	0.000																
54 Brad Lidge, R	0.2	L	5	2	1	1	0	1	0	0	0	0	0	12	19	13.50	4.500																

Batter	1	2	3	4	5	6	7	8	9	AB	R	H	RBI	BB	SO	LOB	TOP	
51 Ichiro Suzuki, L OBP: 0.333, SLG: 0.333 36 Edwin Jackson, R 33 Justin Morneau, L	2-2 FC2-5 7 2 HBP 1B	2-2 L9			1-2 FC4-6 2 FC3-6 1-2f		2-2 L5		0-0 F8	3	0	1	0	0	0	1		
2 Derek Jeter, R 8 Jason Bartlett, R	2-2 25 FC3 7 FC2-5 HBP 1-2			1-0 G4-3	1-2 FC3-6 7 2B 1-2f			1-0 G6-3		2	2	0	0	0	0	1		
7 Joe Mauer, L OBP: 0.333, SLG: 0.667 28 Curtis Granderson, L OBP: 1.000, SLG: 3.000	3-2 FC2-5 44 1B 25 E 32 FC3-6 1-2 2-3f		0-1 L3		2-2 2B 1-H			1-0 10 SF9 3B		3	1	1	1	0	0	2		
25 Mark Teixeira, S 41 Victor Martinez, S	1-0 FC3 32 FC3-6 44 1B 1-2 2-H		1-2 G3		0-2 G3-1			4-0 20 1B IBB		3	0	0	0	0	0	2		
44 Jason Bay, R OBP: 0.500, SLG: 0.500 10 Adam Jones, R	1-1 32 FC3-6 1-2 2-3 1B			0-0 L9			0-1 F9		0-2 SF9	2	0	1	0	0	0	0		
32 Josh Hamilton, L OBP: 0.333, SLG: 0.333 34 Félix Hernández, R 58 Jonathan Papelbon, R 20 Kevin Youkilis, R OBP: 1.000, SLG: 1.000 36 Joe Nathan, R 42 Mariano Rivera, R	0-0 FC3-6 1-2f 2-3 3-H 1B		2-1 F8				0-0 10 G4-6-3 1B		0-1 1-2 1B	3	0	1	1	0	0	2		
10 Michael Young, R OBP: 0.333, SLG: 0.333 18 Ben Zobrist, S	0-0 G5-3		0-0 1B				0-1 G4-6-3 1-2f		2-3 K	3	0	1	0	0	0	3		
2 Aaron Hill, R 15 Brandon Inge, R		0-0 G6-3		3-2 G6-3				1-0 F7		3	0	0	0	0	0	1		
32 Roy Halladay, R 56 Mark Buehrle, L 23 Zack Greinke, R 13 Carl Crawford, L OBP: 0.333, SLG: 0.333		2-3 K			2-1 51 FC4-6 1B			1-0 G6-3		1	0	0	0	0	1	0		
Inning Stats	R: 2 E: 1 K: 0 S: 13	H: 2 LOB: 2 BB: 0 P: 22	R: 0 E: 0 K: 1 S: 9	H: 0 LOB: 0 BB: 0 P: 13	R: 0 E: 0 K: 0 S: 7	H: 1 LOB: 1 BB: 0 P: 12	R: 0 E: 0 K: 0 S: 7	H: 1 LOB: 0 BB: 0 P: 5	R: 0 E: 0 K: 0 S: 5	H: 0 LOB: 0 BB: 0 P: 9	R: 1 E: 0 K: 1 S: 13	H: 2 LOB: 2 BB: 1 P: 21	R: 0 E: 0 K: 1 S: 5	H: 0 LOB: 0 BB: 0 P: 6	1B: 6 2B: 1 3B: 1 HR: 0	SF: 1 SAC: 0 DP: 1 HBP: 1	WP: 0 PA: 37	
PITCHER	IP WLS BF H R ER SO BB IBB HBP BLK WP HR S P ERA WHIP	IP WLS BF H R ER SO BB IBB HBP BLK WP HR S P ERA WHIP	IP WLS BF H R ER SO BB IBB HBP BLK WP HR S P ERA WHIP	IP WLS BF H R ER SO BB IBB HBP BLK WP HR S P ERA WHIP	IP WLS BF H R ER SO BB IBB HBP BLK WP HR S P ERA WHIP	IP WLS BF H R ER SO BB IBB HBP BLK WP HR S P ERA WHIP	IP WLS BF H R ER SO BB IBB HBP BLK WP HR S P ERA WHIP	IP WLS BF H R ER SO BB IBB HBP BLK WP HR S P ERA WHIP	IP WLS BF H R ER SO BB IBB HBP BLK WP HR S P ERA WHIP	IP WLS BF H R ER SO BB IBB HBP BLK WP HR S P ERA WHIP	IP WLS BF H R ER SO BB IBB HBP BLK WP HR S P ERA WHIP	IP WLS BF H R ER SO BB IBB HBP BLK WP HR S P ERA WHIP	IP WLS BF H R ER SO BB IBB HBP BLK WP HR S P ERA WHIP	IP WLS BF H R ER SO BB IBB HBP BLK WP HR S P ERA WHIP	IP WLS BF H R ER SO BB IBB HBP BLK WP HR S P ERA WHIP	IP WLS BF H R ER SO BB IBB HBP BLK WP HR S P ERA WHIP	IP WLS BF H R ER SO BB IBB HBP BLK WP HR S P ERA WHIP	
55 Tim Lincecum, R ERA: 4.5	(1, 1) 2.0																	
31 Ryan Franklin, R ERA:	(3, 1) 1.0	H																
15 Dan Haren, R ERA:	(4, 1) 1.0	H																
58 Chad Billingsley, R ERA: 9.0	(5, 1) 1.0	B																
51 Trevor Hoffman, R ERA:	(6, 1) 1.0																	
48 Francisco Cordero, R ERA:	(7, 1) 1.0																	
21 Heath Bell, R ERA: 9.0	(8, 1) 1.0	L																
75 Francisco Rodríguez, R ERA:	(9, 1) 1.0																	

American League All-Stars @ National League All-Stars
 Busch Stadium, St. Louis, MO
 Tue Jul 14 2009, 7:00 PM CDT
 Att: 46,760 - Partly Cloudy - 79 F

AB	34
R	4
H	8
RBI	3
BB	1
SO	3
LOB	14



Batter	1	2	3	4	5	6	7	8	9	AB	R	H	RBI	BB	SO	LOB	BOTTOM				
2 Hanley Ramirez, R (1, 6) 51 Trevor Hoffman, R (6, 1) 23 Adrián González, L (7, 3)	G4-3	G4-3			G5-3			BB		3	0	0	0	0	0	1	American League All-Stars @ National League All-Stars Busch Stadium, St. Louis, MO Tue Jul 14 2009, 7:00 PM CDT Att. 46,760 - Partly Cloudy - 79 F				
26 Chase Utley, L (1, 4) 13 Orlando Hudson, S (6, PH) OBP: 0.500, SLG: 0.500 (7, 4)	G3		F8			F9		1B		2	0	0	0	0	0	0					
5 Albert Pujols, R (1, 3) 48 Francisco Cordero, R (7, 1) 21 Heath Bell, R (8, 1) 6 Ryan Howard, L (8, PH) 75 Francisco Rodríguez, R (9, 1)	G5-3		G3-1			G6-3		K		3	0	0	0	0	0	0					
8 Ryan Braun, R (1, 9) 10 Justin Upton, R (6, PH) (7, 7)	L8		G6-3			G6-3		G6-3		2	0	0	0	0	0	0					
29 Raul Ibanez, L (1, 7) 11 Brad Hawpe, L (5, 9)	G4-3			P5			F7	K		2	0	0	0	0	0	1					
5 David Wright, R (1, 5) OBP: 0.500, SLG: 0.500 58 Chad Billingsley, R (5, 1) 10 Miguel Tejada, R (6, 6)	1B		K			F9		P4		2	1	1	0	0	1	0					
8 Shane Victorino, S (1, 8) OBP: 0.500, SLG: 0.500 28 Jayson Werth, R (7, 8)	1B		K2-3			K				2	1	1	0	0	1	0					
4 Yadier Molina, R (1, 2) OBP: 0.500, SLG: 0.500 16 Brian McCann, L (8, PH) (9, 2)	E8				G6-3			P2		2	1	1	1	0	0	0					
55 Tim Lincecum, L (1, 1) 28 Prince Fielder, L (2, PH) OBP: 1.000, SLG: 2.000 31 Ryan Franklin, R (3, 1) 15 Dan Haren, R (4, 1) 11 Ryan Zimmerman, R (5, 5)	2B				F8			F9		1	0	1	1	0	0	0					
Inning Stats	R: 0 E: 0 K: 0 S: 7	H: 0 LOB: 0 BB: 0 P: 14	R: 3 E: 1 K: 0 S: 16	H: 4 LOB: 1 BB: 0 P: 21	R: 0 E: 0 K: 0 S: 7	H: 0 LOB: 0 BB: 0 P: 9	R: 0 E: 0 K: 2 S: 8	H: 0 LOB: 0 BB: 0 P: 10	R: 0 E: 0 K: 0 S: 4	H: 0 LOB: 0 BB: 0 P: 8	R: 0 E: 0 K: 1 S: 7	H: 0 LOB: 0 BB: 0 P: 10	R: 0 E: 0 K: 1 S: 11	H: 1 LOB: 2 BB: 1 P: 19	R: 0 E: 0 K: 1 S: 8	H: 0 LOB: 0 BB: 0 P: 13		1B: 4 2B: 1 3B: 0 HR: 0	SF: 0 SAC: 0 DP: 0 HBP: 0	WP: 0 PB: 0 SB: 1 CS: 0	PA: 33
PITCHER	IP WLS BF H R ER SO BB IBB HBP BLK WP HR S P ERA WHIP	IP WLS BF H R ER SO BB IBB HBP BLK WP HR S P ERA WHIP	IP WLS BF H R ER SO BB IBB HBP BLK WP HR S P ERA WHIP	IP WLS BF H R ER SO BB IBB HBP BLK WP HR S P ERA WHIP	IP WLS BF H R ER SO BB IBB HBP BLK WP HR S P ERA WHIP	IP WLS BF H R ER SO BB IBB HBP BLK WP HR S P ERA WHIP	IP WLS BF H R ER SO BB IBB HBP BLK WP HR S P ERA WHIP	IP WLS BF H R ER SO BB IBB HBP BLK WP HR S P ERA WHIP	IP WLS BF H R ER SO BB IBB HBP BLK WP HR S P ERA WHIP	IP WLS BF H R ER SO BB IBB HBP BLK WP HR S P ERA WHIP	IP WLS BF H R ER SO BB IBB HBP BLK WP HR S P ERA WHIP	IP WLS BF H R ER SO BB IBB HBP BLK WP HR S P ERA WHIP	IP WLS BF H R ER SO BB IBB HBP BLK WP HR S P ERA WHIP	IP WLS BF H R ER SO BB IBB HBP BLK WP HR S P ERA WHIP	IP WLS BF H R ER SO BB IBB HBP BLK WP HR S P ERA WHIP	IP WLS BF H R ER SO BB IBB HBP BLK WP HR S P ERA WHIP	IP WLS BF H R ER SO BB IBB HBP BLK WP HR S P ERA WHIP	IP WLS BF H R ER SO BB IBB HBP BLK WP HR S P ERA WHIP	IP WLS BF H R ER SO BB IBB HBP BLK WP HR S P ERA WHIP	IP WLS BF H R ER SO BB IBB HBP BLK WP HR S P ERA WHIP	IP WLS BF H R ER SO BB IBB HBP BLK WP HR S P ERA WHIP

livebaseballscorecards.com

AB 32
R 3
H 5
RBI 2
BB 1
SO 5
LOB 3



Batter 1 2 3 4 5 6 7 8 9 AB R H RBI BB SO LOB

TOP

<p>2 Hanley Ramirez, R (1, 6) 15 Rafael Furcal, S (6, 6)</p> <p>G3</p>			<p>FC6-4</p>		<p>G1-3</p>	<p>BB</p>			<p>3 0 0 0 0 0 1 0 0 0 0 1 0 0</p>
-----------------------------------------------------------------------------------	--	--	--------------	--	-------------	-----------	--	--	----------------------------------------

<p>14 Martin Prado, R (1, 4) 4 Brandon Phillips, R (6, 4)</p> <p>G4-3</p>			<p>G6-3</p>		<p>P6</p>	<p>K</p>			<p>3 0 0 0 0 0 0 1 0 0 0 0 1 2</p>
--------------------------------------------------------------------------------------	--	--	-------------	--	-----------	----------	--	--	----------------------------------------

<p>5 Albert Pujols, R (1, 3) 23 Adrián González, L (4, 3)</p> <p>L9</p>			<p>K</p>		<p>G4-3</p>			<p>2 0 0 0 0 1 0 2 0 0 0 0 0 0</p>
------------------------------------------------------------------------------------	--	--	----------	--	-------------	--	--	----------------------------------------

<p>6 Ryan Howard, L (1, 10) 19 Joey Votto, L (7, PH) (7, 10)</p> <p>K</p>			<p>G4-3</p>		<p>G4-3</p>	<p>F8</p>			<p>2 0 0 0 0 1 0 2 0 0 0 0 0 0</p>
--------------------------------------------------------------------------------------	--	--	-------------	--	-------------	-----------	--	--	----------------------------------------

<p>5 David Wright, R (1, 5) 27 Scott Rolen, R (5, 5)</p> <p>OBP: 1.000, SLG: 1.000 OBP: 0.500, SLG: 0.500</p> <p>G5-4-3</p>			<p>G5-4-3</p>		<p>1B</p>	<p>F7</p>			<p>2 0 2 0 0 0 0 2 1 1 0 0 0 0</p>
--------------------------------------------------------------------------------------------------------------------------------------------	--	--	---------------	--	-----------	-----------	--	--	----------------------------------------

<p>8 Ryan Braun, R (1, 7) 7 Matt Holliday, R (5, 7) 21 Michael Bourn, L (8, 7)</p> <p>G5-4-3</p>			<p>K</p>		<p>1B</p>	<p>P3</p>			<p>2 0 0 0 0 1 2 1 1 1 0 0 0 0 1 0 0 0 0 1 0</p>
-----------------------------------------------------------------------------------------------------------------	--	--	----------	--	-----------	-----------	--	--	----------------------------------------------------------

<p>16 Andre Ethier, L (1, 8) (5, 9) 24 Chris Young, R (7, PH) (7, 8)</p> <p>K</p>			<p>K</p>		<p>1B</p>	<p>P3</p>			<p>2 0 1 0 0 1 0 2 0 0 0 0 1 2</p>
----------------------------------------------------------------------------------------------	--	--	----------	--	-----------	-----------	--	--	----------------------------------------

<p>1 Corey Hart, R (1, 9) 24 Marlon Byrd, R (5, 8) (7, 9)</p> <p>K</p>			<p>K</p>		<p>K</p>	<p>1B</p>			<p>2 0 0 0 0 2 2 1 1 0 0 1 1 0</p>
-----------------------------------------------------------------------------------	--	--	----------	--	----------	-----------	--	--	----------------------------------------

<p>4 Yadier Molina, R (1, 2) 16 Brian McCann, L (5, PH) (5, 2)</p> <p>FC6-4</p>			<p>F9</p>		<p>F9</p>	<p>2B</p>			<p>1 0 1 0 0 0 0 2 0 1 3 0 0 2</p>
--------------------------------------------------------------------------------------------	--	--	-----------	--	-----------	-----------	--	--	----------------------------------------

<p>Inning Stats</p>										<p>R: 0 H: 1 E: 0 LOB: 0 K: 0 BB: 0 S: 9 P: 12</p>		<p>R: 0 H: 1 E: 0 LOB: 0 K: 1 BB: 0 S: 7 P: 11</p>		<p>R: 0 H: 1 E: 0 LOB: 1 K: 2 BB: 0 S: 8 P: 9</p>		<p>R: 0 H: 0 E: 0 LOB: 0 K: 1 BB: 0 S: 5 P: 6</p>		<p>R: 0 H: 2 E: 0 LOB: 2 K: 2 BB: 0 S: 12 P: 20</p>		<p>R: 0 H: 0 E: 0 LOB: 0 K: 0 BB: 0 S: 11 P: 18</p>		<p>R: 3 H: 3 E: 0 LOB: 2 K: 1 BB: 2 S: 23 P: 38</p>		<p>R: 0 H: 0 E: 0 LOB: 0 K: 0 BB: 0 S: 5 P: 8</p>		<p>R: 0 H: 0 E: 0 LOB: 0 K: 3 BB: 0 S: 11 P: 15</p>		<p>1B: 6 SF: 0 2B: 1 SAC: 0 HR: 0 HBP: 0</p>	<p>WP: 0 PA: 35 PB: 0 SB: 1 CS: 0</p>	
----------------------------	--	--	--	--	--	--	--	--	--	----------------------------------------------------------------	--	----------------------------------------------------------------	--	---------------------------------------------------------------	--	---------------------------------------------------------------	--	-----------------------------------------------------------------	--	-----------------------------------------------------------------	--	-----------------------------------------------------------------	--	---------------------------------------------------------------	--	-----------------------------------------------------------------	--	------------------------------------------------------	---------------------------------------------------	--

<p>PITCHER</p>										<p>IP WLS BF H R ER SO BB IBB HBP BLK WP HR S P ERA WHIP</p>		<p>PITCHER</p>										<p>IP WLS BF H R ER SO BB IBB HBP BLK WP HR S P ERA WHIP</p>	
<p>14 David Price, L (1, 1) ERA: 2.00</p>										<p>2.0 6 1 0 0 1 0 0 0 0 0 0 0 16 23 0.00 0.500</p>		<p>65 Phil Hughes, R (7, 1) ERA: 54.00</p>										<p>0.1 L 3 2 2 2 0 0 0 0 0 0 0 9 13 54.00 6.000</p>	
<p>46 Andy Pettitte, L (3, 1) ERA:</p>										<p>1.0 4 1 0 0 2 0 0 0 0 0 0 0 8 9 0.00 1.000</p>		<p>37 Matt Thornton, L (7, 1) ERA: 27.00</p>										<p>0.1 B 3 1 1 1 0 1 0 0 0 0 0 8 13 27.00 6.000</p>	
<p>36 Cliff Lee, L (4, 1) ERA:</p>										<p>1.0 3 0 0 0 1 0 0 0 0 0 0 0 5 6 0.00 0.000</p>		<p>40 Andrew Bailey, R (7, 1) ERA:</p>										<p>0.1 2 0 0 0 1 1 0 0 0 0 0 6 12 0.00 3.000</p>	
<p>35 Justin Verlander, R (5, 1) ERA:</p>										<p>1.0 5 2 0 0 2 0 0 0 0 0 0 0 12 20 0.00 2.000</p>		<p>29 Rafael Soriano, R (8, 1) ERA:</p>										<p>1.0 3 0 0 0 0 0 0 0 0 0 0 5 8 0.00 0.000</p>	
<p>31 Jon Lester, L (6, 1) ERA:</p>										<p>1.0 H 3 0 0 0 0 0 0 0 0 0 0 0 11 18 0.00 0.000</p>		<p>46 Jose Valverde, R (9, 1) ERA:</p>										<p>1.0 3 0 0 0 3 0 0 0 0 0 0 11 15 0.00 0.000</p>	

National League All-Stars @ American League All-Stars
 Angel Stadium of Anaheim, Anaheim, CA
 Tue Jul 13 2010, 5:51 PM - 8:49 PM PDT
 Att: 45,408 - Clear - 85 F

livebaseballscores.com

AB	33
R	3
H	7
RBI	3
BB	2
SO	10
LOB	11



Batter	1	2	3	4	5	6	7	8	9	AB	R	H	RBI	BB	SO	LOB
51 Ichiro Suzuki, L 48 Torii Hunter, R										2	0	0	0	0	1	0
2 Derek Jeter, R 1 Elvis Andrus, R										2	0	1	0	1	1	0
24 Miguel Cabrera, R 14 Paul Konerko, R										2	0	1	0	0	0	0
32 Josh Hamilton, L 19 José Bautista, R										3	0	1	0	0	0	2
27 Vladimir Guerrero, R 34 David Ortiz, L										2	0	0	0	0	1	0
3 Evan Longoria, R 23 Ty Wigginton, R 33 Nick Swisher, S 29 Adrián Beltré, R										1	1	1	0	1	0	0
7 Joe Mauer, L 14 John Buck, R										2	0	0	0	0	0	2
24 Robinson Canó, L 5 Ian Kinsler, R										1	0	0	1	0	0	1
13 Carl Crawford, L 10 Vernon Wells, R										2	0	0	0	0	0	1

Inning Stats	R: 0	H: 1	E: 0	LOB: 1	K: 0	BB: 1	S: 7	R: 0	H: 1	E: 0	LOB: 1	K: 1	BB: 0	S: 8	R: 0	H: 0	E: 0	LOB: 0	K: 2	BB: 0	S: 11	R: 0	H: 0	E: 0	LOB: 0	K: 0	BB: 0	S: 7	R: 1	H: 0	E: 1	LOB: 1	K: 0	BB: 1	S: 11	R: 0	H: 2	E: 0	LOB: 1	K: 2	BB: 0	S: 15	R: 0	H: 1	E: 0	LOB: 2	K: 2	BB: 1	S: 10	R: 0	H: 0	E: 0	LOB: 0	K: 1	BB: 0	S: 8	R: 0	H: 1	E: 0	LOB: 1	K: 1	BB: 0	S: 8	1B: 4	SF: 1	2B: 3	SAC: 0	3B: 0	DP: 2	HR: 0	HBP: 0	WP: 0	PA: 35
--------------	------	------	------	--------	------	-------	------	------	------	------	--------	------	-------	------	------	------	------	--------	------	-------	-------	------	------	------	--------	------	-------	------	------	------	------	--------	------	-------	-------	------	------	------	--------	------	-------	-------	------	------	------	--------	------	-------	-------	------	------	------	--------	------	-------	------	------	------	------	--------	------	-------	------	-------	-------	-------	--------	-------	-------	-------	--------	-------	--------

PITCHER	IP	WLS	BF	H	R	ER	SO	BB	IBB	HBP	BLK	WP	HR	S	P	ERA	WHIP
38 Ubaldo Jiménez, R	(1, 1)	2.0	8	2	0	0	1	1	0	0	0	0	0	15	25	0.00	1.500
55 Josh Johnson, R	(3, 1)	2.0	6	0	0	0	2	0	0	0	0	0	0	18	29	0.00	0.000
56 Hung-Chih Kuo, L	(5, 1)	0.2	4	0	1	0	0	1	0	0	0	0	0	10	18	0.00	1.500
21 Heath Bell, R	(5, 1)	0.1	1	0	0	0	0	0	0	0	0	0	0	1	3	0.00	0.000
34 Roy Halladay, R	(6, 1)	0.2	3	2	0	0	1	0	0	0	0	0	0	12	17	0.00	3.000

BOTTOM

National League All-Stars @ American League All-Stars
Angel Stadium of Anaheim, Anaheim, CA

Tue Jul 13 2010, 5:51 PM - 8:49 PM PDT
 Att. 45,408 - Clear - 85 F

AB	31
R	1
H	6
RBI	1
BB	3
SO	8
LOB	16

livebaseballscorecards.com

Batter	1	2	3	4	5	6	7	8	9	AB R H RBI BB SO LOB	TOP																																			
14 Curtis Granderson, L (1, 8) 2 Jacoby Ellsbury, L (5, 8)	0-0 G3			0-1 G4-3		2-3 K		0-3 K		2 0 0 0 0 0 0 2 0 0 0 0 2 0	<p>American League All-Stars @ National League All-Stars Chase Field, Phoenix, AZ Tue Jul 12 2011, 5:38 PM - 8:28 PM MST Att. 47,994 - Roof Closed - 72 F</p>																																			
13 Asdrúbal Cabrera, S (1, 6) 27 Jhonny Peralta, R (5, 6)	1-3 K			1-0 F8		1-1 F9		3-1 P4		2 0 0 0 0 1 0 2 0 0 0 0 0 0																																				
28 Adrián González, L (1, 3) 24 Miguel Cabrera, R (5, 3) 10 Michael Young, R (7, 5)	1-2 G3			0-1 HR		2-2 G4-3			1-3 K	2 1 1 1 0 0 0 1 0 0 0 0 0 0 1 0 0 0 0 1 0																																				
19 José Bautista, R (1, 9) 20 Carlos Quentin, R (6, 9)		0-0 F8		1-2 32 1B 29 1B			1-2 P3		1-2 E6 20 E	2 0 1 0 0 0 0 2 0 0 0 0 0 0																																				
32 Josh Hamilton, L (1, 7) 20 Matt Joyce, L (6, 7)		1-0 G5-3		1-0 29 1B 1-2 1B			0-1 G6-3		3-1 E9 2-3 1B	2 0 1 0 0 0 0 2 0 1 0 0 0 0																																				
29 Adrián Beltré, R (1, 5) 20 Kevin Youkilis, R (4, 5) 5 Michael Cuddyer, R (7, 3)		2-2 F9		0-2 1-2 2-H 1B			2-1 14 BB 1B		0-0 F9	2 0 1 0 0 0 0 1 0 1 0 0 0 0 1 0 0 0 0 0 2																																				
34 David Ortiz, L (1, 10) 14 Paul Konerko, R (7, PH) (7, 10)			3-2 G3		1-3 K		4-2 1-2 BB		2-2 G6-3	2 0 0 0 0 1 0 1 0 0 0 1 0 2																																				
24 Robinson Canó, L (1, 4) 47 Howie Kendrick, R (5, 4)			1-0 G3-1		0-1 G3		2-2 G4-3			2 0 0 0 0 0 0 1 0 0 0 0 0 2																																				
13 Alex Avila, L (1, 2) 32 Matt Wieters, S (6, 2)			2-2 G6-3		1-0 G3-1			0-0 G4-3		2 0 0 0 0 0 0 1 0 0 0 0 0 0																																				
Inning Stats	R: 0 H: 0 E: 0 LOB: 0 K: 1 BB: 0 S: 7 P: 9	R: 0 H: 0 E: 0 LOB: 0 K: 0 BB: 0 S: 7 P: 10	R: 0 H: 0 E: 0 LOB: 0 K: 0 BB: 0 S: 7 P: 13	R: 1 H: 4 E: 0 LOB: 2 K: 0 BB: 0 S: 12 P: 15	R: 0 H: 0 E: 0 LOB: 0 K: 1 BB: 0 S: 6 P: 8	R: 0 H: 0 E: 0 LOB: 0 K: 1 BB: 0 S: 8 P: 13	R: 0 H: 1 E: 0 LOB: 2 K: 0 BB: 1 S: 15 P: 24	R: 0 H: 0 E: 0 LOB: 0 K: 1 BB: 0 S: 6 P: 9	R: 0 H: 1 E: 2 LOB: 2 K: 1 BB: 0 S: 14 P: 21	1B: 5 SF: 0 2B: 0 SAC: 0 3B: 0 DP: 0 HR: 1 HBP: 0		WP: 0 PA: 34 PB: 0 SB: 0 CS: 0																																		
PITCHER	IP WLS BF H R ER SO BB IBB HBP BLK WP HR S P ERA WHIP											PITCHER	IP WLS BF H R ER SO BB IBB HBP BLK WP HR S P ERA WHIP																																	
34 Roy Halladay, R (1, 1) ERA: 2.00	2.0	6	0	0	0	1	0	0	0	0	0	0	0	14	19	0.00	0.000											46 Craig Kimbrel, R (7, 1) ERA: 0.00	0.1	2	0	0	0	0	1	0	0	0	0	0	0	0	8	14	0.00	3.000
33 Cliff Lee, L (3, 1) ERA: 5.4	1.2	8	3	1	1	0	0	0	0	0	0	1	16	25	5.40	1.800											39 Jonny Venters, L (8, 1) ERA: 0.00	0.2	2	0	0	0	1	0	0	0	0	0	0	4	4	0.00	0.000			
36 Tyler Clippard, R (4, 1) ERA: 3.00	0.1	W	1	1	0	0	0	0	0	0	0	0	3	3	0.00	3.000											21 Heath Bell, R (8, 1) ERA: 0.00	0.1	1	0	0	0	0	0	0	0	0	0	2	5	0.00	0.000				
22 Clayton Kershaw, L (5, 1) ERA: 0.00	1.0	H	3	0	0	0	1	0	0	0	0	0	6	8	0.00	0.000											52 Joel Hanrahan, R (9, 1) ERA: 0.00	0.1	3	1	0	0	1	0	0	0	0	0	9	14	0.00	3.000				
49 Jair Jurrjens, R (6, 1) ERA: 0.600	1.2	H	6	1	0	0	1	0	0	0	0	0	15	23	0.00	0.600											38 Brian Wilson, R (9, 1) ERA: 0.00	0.2	S	2	0	0	0	0	0	0	0	0	5	7	0.00	0.000				

livebaseballscorecards.com

AB	33
R	1
H	6
RBI	1
BB	1
SO	5
LOB	6



Batter	1	2	3	4	5	6	7	8	9	AB	R	H	RBI	BB	SO	LOB
23 Rickie Weeks Jr., R 4 Brandon Phillips, R	G3		K		FC1-2 16 1B		F8			3	1	0	0	0	1	2
15 Carlos Beltrán, S 16 Andre Ethier, L 15 Gaby Sanchez, R	K			27 1B 28 HR			P4			2	1	1	0	0	1	0
27 Matt Kemp, R 22 Andrew McCutchen, R	BB			28 HR			F9		G1-3	2	1	1	0	1	0	0
28 Prince Fielder, L 19 Joey Votto, L	L7			HR			K		G5-3	2	1	1	3	0	0	1
16 Brian McCann, L 4 Yadier Molina, R 32 Jay Bruce, L		F9		P5					K	2	0	0	0	0	0	0
12 Lance Berkman, S 10 Justin Upton, R 26 Miguel Montero, L				L4			L7			1	0	1	0	0	0	0
7 Matt Holliday, R 9 Hunter Pence, R				K						1	0	0	0	0	1	1
2 Troy Tulowitzki, R 13 Starlin Castro, R			F8		FC1-2 23 1B		K			2	0	1	0	0	0	0
27 Scott Rolen, R 48 Pablo Sandoval, S			K		K					1	0	0	1	0	0	0

Inning Stats	R: 0	H: 0	E: 0	K: 1	S: 8	H: 0	LOB: 1	BB: 1	P: 14	R: 0	H: 1	E: 0	K: 1	S: 7	H: 0	LOB: 1	BB: 0	P: 14	R: 0	H: 0	E: 0	K: 2	S: 8	R: 3	H: 3	E: 0	K: 1	S: 14	R: 1	H: 2	E: 0	K: 1	S: 13	R: 0	H: 1	E: 0	K: 1	S: 9	R: 1	H: 2	E: 0	K: 1	S: 13	R: 0	H: 0	E: 0	K: 1	S: 8	R: 0	H: 0	E: 0	K: 1	S: 8
--------------	------	------	------	------	------	------	--------	-------	-------	------	------	------	------	------	------	--------	-------	-------	------	------	------	------	------	------	------	------	------	-------	------	------	------	------	-------	------	------	------	------	------	------	------	------	------	-------	------	------	------	------	------	------	------	------	------	------


PITCHER	IP	WLS	BF	H	R	ER	SO	BB	IBB	HBP	BLK	WP	HR	S	P	ERA	WHIP
36 Jered Weaver, R	1.0		4	0	0	0	1	1	0	0	0	0	0	8	14	0.00	1.000
30 David Robertson, R	2.1		3	1	0	0	1	0	0	0	0	0	0	7	14	0.00	1.000
36 Michael Pineda, R	3.1		3	0	0	0	2	0	0	0	0	0	0	8	10	0.00	0.000
36 C.J. Wilson, L	4.1	L	6	3	3	3	1	0	0	0	0	0	1	14	22	27.00	3.000
51 Jordan Walden, R	5.1		4	2	1	1	1	0	0	0	0	0	0	13	20	9.00	2.000

BOTTOM

American League All-Stars @ National League All-Stars
Chase Field, Phoenix, AZ
 Tue Jul 12 2011, 5:38 PM - 8:28 PM MST
 Att: 47,994 - Roof Closed - 72 F

AB	31
R	5
H	9
RBI	5
BB	1
SO	9
LOB	9

WP: 0 PA: 32
 PB: 2
 SB: 3
 CS: 1



PITCHER	IP	WLS	BF	H	R	ER	SO	BB	IBB	HBP	BLK	WP	HR	S	P	ERA	WHIP
54 Chris Perez, R	1.0		4	1	0	0	1	0	0	0	0	0	0	9	15	0.00	1.000
43 Brandon League, R	7.1		5	2	1	1	1	0	0	0	0	0	0	13	19	9.00	2.000
41 Alexi Ogando, R	8.1		2	0	0	0	0	0	0	0	0	0	0	5	6	0.00	0.000
47 Gio González, L	8.1		1	0	0	0	1	0	0	0	0	0	0	3	6	0.00	0.000

Batter	1	2	3	4	5	6	7	8	9	AB	R	H	RBI	BB	SO	LOB	TOP											
5 Carlos González, L 7 Matt Holliday, R 10 Chipper Jones, S 24 Michael Bourn, L	1-3 K	1-1 G3-1		2-1 53 HR 1B		0-0 22 1B		1-3 K		2	0	0	0	0	1	0												
53 Melky Cabrera, S 22 Andrew McCutchen, R	0-0 8 2B 1B	0-2 G4-3		2-2 1-H HR		1-2 1B		2-2 G5-3		3	2	2	2	0	0	0												
8 Ryan Braun, R 32 Jay Bruce, L	2-1 28 BB 48 3B 2B	0-1 F9		2-0 3B		0-0 F8		2-2 G4-3		3	1	2	1	0	0	0												
19 Joey Votto, L 23 David Freese, R 6 Bryan LaHair, L	3-3 K		1-1 G5-3	0-0 G4-3		2-3 K		0-0 G6-3		3	0	0	0	0	1	2												
3 Carlos Beltrán, S 34 Bryce Harper, L	4-2 28 BB 48 3B BB		0-0 F9	4-2 5 28 F7 BB		1-3 K				1	1	0	0	1	0	0												
28 Buster Posey, R 51 Carlos Ruiz, R	4-0 48 3B BB		1-1 P2	0-0 F7		1-1 F7				2	1	0	0	1	0	1												
48 Pablo Sandoval, S 5 David Wright, R	1-1 26 1B 3B		1-0 F8	2-2 FC1-4-5		1-3 K				2	1	1	3	0	0	0												
26 Dan Uggla, R 27 Jose Altuve, R	1-1 15 FC4 1B		1-0 F8	1-1 F7		2-2 G4-3				3	0	1	1	0	0	1												
15 Rafael Furcal, S 13 Starlin Castro, R	0-1 FC4		2-0 7 1B 3B		0-0 F8		1-0 F8			3	1	1	0	0	0	1												
Inning Stats	R: 5 E: 0 K: 2 S: 19	H: 4 LOB: 1 BB: 2 P: 35	R: 0 E: 0 K: 0 S: 7	H: 0 LOB: 0 BB: 0 P: 8	R: 0 E: 0 K: 0 S: 5	H: 0 LOB: 0 BB: 0 P: 7	R: 3 E: 0 K: 0 S: 10	H: 4 LOB: 1 BB: 0 P: 20	R: 0 E: 0 K: 0 S: 8	H: 0 LOB: 1 BB: 1 P: 15	R: 0 E: 0 K: 1 S: 10	H: 2 LOB: 2 BB: 0 P: 13	R: 0 E: 0 K: 2 S: 8	H: 0 LOB: 0 BB: 0 P: 11	R: 0 E: 0 K: 1 S: 7	H: 0 LOB: 0 BB: 0 P: 11	R: 0 E: 0 K: 0 S: 8	H: 0 LOB: 0 BB: 0 P: 12	1B: 5 2B: 1 3B: 3 HR: 1	SF: 0 SAC: 0 DP: 0 HBP: 0	WP: 0 PB: 0 SB: 0 CS: 0	PA: 40						
PITCHER	IP WLS BF H R ER SO BB IBB HBP BLK WP HR S P ERA WHIP	IP WLS BF H R ER SO BB IBB HBP BLK WP HR S P ERA WHIP	IP WLS BF H R ER SO BB IBB HBP BLK WP HR S P ERA WHIP	IP WLS BF H R ER SO BB IBB HBP BLK WP HR S P ERA WHIP	IP WLS BF H R ER SO BB IBB HBP BLK WP HR S P ERA WHIP	IP WLS BF H R ER SO BB IBB HBP BLK WP HR S P ERA WHIP	IP WLS BF H R ER SO BB IBB HBP BLK WP HR S P ERA WHIP	IP WLS BF H R ER SO BB IBB HBP BLK WP HR S P ERA WHIP	IP WLS BF H R ER SO BB IBB HBP BLK WP HR S P ERA WHIP	IP WLS BF H R ER SO BB IBB HBP BLK WP HR S P ERA WHIP	IP WLS BF H R ER SO BB IBB HBP BLK WP HR S P ERA WHIP	IP WLS BF H R ER SO BB IBB HBP BLK WP HR S P ERA WHIP	IP WLS BF H R ER SO BB IBB HBP BLK WP HR S P ERA WHIP	IP WLS BF H R ER SO BB IBB HBP BLK WP HR S P ERA WHIP	IP WLS BF H R ER SO BB IBB HBP BLK WP HR S P ERA WHIP	IP WLS BF H R ER SO BB IBB HBP BLK WP HR S P ERA WHIP	IP WLS BF H R ER SO BB IBB HBP BLK WP HR S P ERA WHIP	IP WLS BF H R ER SO BB IBB HBP BLK WP HR S P ERA WHIP	IP WLS BF H R ER SO BB IBB HBP BLK WP HR S P ERA WHIP	IP WLS BF H R ER SO BB IBB HBP BLK WP HR S P ERA WHIP	IP WLS BF H R ER SO BB IBB HBP BLK WP HR S P ERA WHIP	IP WLS BF H R ER SO BB IBB HBP BLK WP HR S P ERA WHIP	IP WLS BF H R ER SO BB IBB HBP BLK WP HR S P ERA WHIP	IP WLS BF H R ER SO BB IBB HBP BLK WP HR S P ERA WHIP	IP WLS BF H R ER SO BB IBB HBP BLK WP HR S P ERA WHIP	IP WLS BF H R ER SO BB IBB HBP BLK WP HR S P ERA WHIP	IP WLS BF H R ER SO BB IBB HBP BLK WP HR S P ERA WHIP	IP WLS BF H R ER SO BB IBB HBP BLK WP HR S P ERA WHIP

National League All-Stars @ American League All-Stars
 Kauffman Stadium, Kansas City, MO
 Tue Jul 10 2012, 7:20 PM - 10:17 PM CDT
 Att: 40,933 - Clear - 90 F

livebaseballscores.com

AB	37
R	8
H	10
RBI	8
BB	3
SO	6
LOB	10



Batter	1	2	3	4	5	6	7	8	9	AB	R	H	RBI	BB	SO	LOB
2 Derek Jeter, R OBP: 0.500, SLG: 0.500 13 Asdrúbal Cabrera, S (1, 6) (5, PH) (6, 6)	2-2 1B		1-0 G4-3		4-1 BB			1-3 K		2	0	1	0	0	0	0
24 Robinson Canó, L OBP: 0.500, SLG: 0.500 5 Ian Kinsler, R (1, 4) (5, PH) (6, 4)	3-2 P5			3-2 32 G6-3 1B	3-2 F7			0-3 K		2	0	1	0	0	0	1
32 Josh Hamilton, L 27 Mike Trout, R OBP: 1.000, SLG: 1.000 (1, 7) (6, 7)	3-1 F7			1-1 G6-3		0-1 44 S 1B		4-2 44 DI BB		2	0	0	0	0	0	2
19 José Bautista, R 44 Mark Trumbo, R (1, 9) (6, 9)	2-2 K			4-2 BB		2-3 K		2-3 K		1	0	0	0	1	1	1
28 Prince Fielder, L 14 Paul Konerko, R 7 Joe Mauer, L OBP: 1.000, SLG: 1.000 (1, 3) (6, 3) (8, 3)		0-1 F8		1-0 L7		1-1 24 G6-4-3 HBP			1-2 1 FC6-4 1B	2	0	0	0	0	0	1
29 Adrian Beltré, R 24 Miguel Cabrera, R 1 Elvis Andrus, R (1, 5) (6, 5) (9, 5)		1-0 P6			0-0 G6-3	1-2 G6-4-3			3-2 16 WP 16 DI 1B	2	0	0	0	0	0	0
34 David Ortiz, L OBP: 0.500, SLG: 0.500 16 Billy Butler, R (1, 10) (7, PH) (8, 10)		0-1 F7			2-2 14 G1-3 25 1B		1-2 G5-3		3-3 K	2	0	1	0	0	0	0
25 Mike Napoli, R OBP: 0.500, SLG: 0.500 32 Matt Wieters, S (1, 2) (6, 2)			1-3 K		0-2 14 G1-3 1B		1-2 F7		1-1 F9	2	0	1	0	0	1	0
14 Curtis Granderson, L 10 Adam Jones, R (1, 8) (6, 8)			2-1 F7		3-1 G1-3		1-2 G3-1			2	0	0	0	0	0	2

Inning Stats	R: 0	H: 1	LOB: 1	K: 1	S: 13	R: 0	H: 0	LOB: 0	K: 0	S: 5	R: 0	H: 0	LOB: 0	K: 1	S: 7	R: 0	H: 1	LOB: 1	K: 0	S: 8	R: 0	H: 2	LOB: 3	K: 0	S: 15	R: 0	H: 1	LOB: 1	K: 1	S: 11	R: 0	H: 0	LOB: 0	K: 0	S: 11	R: 0	H: 0	LOB: 1	K: 1	S: 14	R: 0	H: 1	LOB: 1	K: 1	S: 14	1B: 6	SF: 0	2B: 0	SAC: 0	3B: 0	DP: 2	HR: 0	HBP: 1
--------------	------	------	--------	------	-------	------	------	--------	------	------	------	------	--------	------	------	------	------	--------	------	------	------	------	--------	------	-------	------	------	--------	------	-------	------	------	--------	------	-------	------	------	--------	------	-------	------	------	--------	------	-------	-------	-------	-------	--------	-------	-------	-------	--------

PITCHER	IP	WLS	BF	H	R	ER	SO	BB	IBB	HBP	BLK	WP	HR	S	P	ERA	WHIP
18 Matt Cain, R ERA:	(1, 1)	2.0	W	7	1	0	0	1	0	0	0	0	0	18	29	0.00	0.500
47 Gio González, L ERA:	(3, 1)	1.0		3	0	0	1	0	0	0	0	0	0	7	11	0.00	0.000
37 Stephen Strasburg, R ERA:	(4, 1)	1.0		4	1	0	0	1	0	0	0	0	0	8	17	0.00	2.000
22 Clayton Kershaw, L ERA:	(5, 1)	1.0		6	2	0	0	1	0	0	0	0	0	15	27	0.00	3.000
43 R.A. Dickey, R ERA:	(6, 1)	1.0		4	1	0	1	0	0	1	0	0	0	11	15	0.00	1.000
35 Cole Hamels, L ERA:	(7, 1)	1.0		3	0	0	0	0	0	0	0	0	0	11	14	0.00	0.000
46 Craig Kimbrel, R ERA:	(8, 1)	0.2		2	0	0	2	0	0	0	0	0	0	6	7	0.00	0.000
54 Aroldis Chapman, L ERA:	(8, 1)	0.1		2	0	0	0	1	0	0	0	0	0	6	12	0.00	3.000

BOTTOM

National League All-Stars @ American League All-Stars
Kauffman Stadium, Kansas City, MO

Tue Jul 10 2012, 7:20 PM - 10:17 PM CDT
Att. 40,933 - Clear - 90 F

AB 31
R 0
H 6
RBI 0
BB 3
SO 7
LOB 17

WP: 1 PA: 35
PB: 0
SB: 1
CS: 0



livebaseballscores.com

Batter	1	2	3	4	5	6	7	8	9	AB R H RBI BB SO LOB	TOP
27 Mike Trout, R OBP: 0.333, SLG: 0.667 (1, 7) 48 Torii Hunter, R (8, PH) (8, 8)	0-0 2B		2-0 F9		0-2 G6-4-3			1-2 G6-3		3 0 1 0 0 0 1 1 0 0 0 0 0 2	American League All-Stars @ National League All-Stars Citi Field, Flushing, NY Tue Jul 16 2013, 8:20 PM - 11:25 PM EDT Att: 45,186 - Clear - 90 F
24 Robinson Canó, L 15 Dustin Pedroia, R 22 Jason Kipnis, L OBP: 1.000, SLG: 2.000	2-0 HBP		1-2 L9			2-3 K		1-1 13 WP 2B		0 0 0 0 0 0 0 2 0 0 0 0 1 0 1 0 1 1 0 0 0	
24 Miguel Cabrera, R 13 Manny Machado, R	2-3 K			1-2 19 1B 19 SF8 2B		0-2 P3		1-3 K		3 1 1 0 0 1 2 1 0 0 0 0 1 1	
19 Chris Davis, L 28 Prince Fielder, L OBP: 1.000, SLG: 3.000	0-2 F8			2-2 34 1B G6-3		2-3 K			2-2 3B	3 0 1 0 0 1 2 1 0 1 0 0 0 0	
19 José Bautista, R 17 Nelson Cruz, R	2-3 K			2-0 SF8			4-1 10 G6-4-3 BB		2-2 G4-3	1 0 0 1 0 1 2 1 0 0 0 1 0 1	
34 David Ortiz, L 10 Edwin Encarnación, R (7, PH) (7, 10)		0-2 F8		0-2 G6-3		3-1 G6-4-3			0-1 G6-3	2 0 0 0 0 0 1 2 0 0 0 0 0 2	
10 Adam Jones, R 4 Alex Gordon, L		3-3 K			2-2 1B 2 FC4-6 2B		1-3 K		2-2 F8	3 1 1 0 0 2 0 1 0 0 0 0 0 1	
7 Joe Mauer, L 13 Salvador Perez, R OBP: 1.000, SLG: 1.000		1-0 L7			2-2 2 1B 2 FC4-6 1B			0-0 48 G6-3 22 1B 2B		2 0 1 0 0 0 0 1 1 1 0 0 0 0	
2 J.J. Hardy, R 27 Jhonny Peralta, R OBP: 1.000, SLG: 1.000			2-2 L8		2-2 27 1B 27 FC4-6 G6-4-3			2-2 48 G6-3 1B		2 0 0 1 0 0 1 1 0 1 0 0 0 0	
Inning Stats	R: 0 H: 1 E: 0 K: 2 S: 11	H: 0 LOB: 0 BB: 0 P: 15	R: 0 H: 0 E: 0 K: 1 S: 11	R: 1 H: 2 E: 0 K: 0 S: 10	R: 1 H: 2 E: 0 K: 0 S: 13	R: 0 H: 0 E: 0 K: 2 S: 9	R: 0 H: 0 E: 0 K: 1 S: 6	R: 1 H: 3 E: 0 K: 1 S: 13	R: 0 H: 1 E: 0 K: 0 S: 14	1B: 4 SF: 1 2B: 4 SAC: 0 3B: 1 DP: 4 HR: 0 HBP: 1	
PITCHER	IP WLS BF H R ER SO BB IBB HBP BLK WP HR S P ERA WHIP										
33 Matt Harvey, R ERA: 9.0	(1, 1) 2.0 8 1 0 0 3 0 0 1 0 0 0 22 32 0.00 0.500										
22 Clayton Kershaw, L ERA: 9.0	(3, 1) 1.0 3 0 0 0 0 0 0 0 0 0 0 9 14 0.00 0.000										
46 Patrick Corbin, L ERA: 9.0	(4, 1) 1.0 L 4 2 1 1 0 0 0 0 0 0 0 10 15 9.00 2.000										
33 Cliff Lee, L ERA: 9.0	(5, 1) 1.0 4 2 1 1 0 0 0 0 0 0 0 13 19 9.00 2.000										
16 José Fernández, R ERA: 9.0	(6, 1) 1.0 3 0 0 0 2 0 0 0 0 0 0 9 13 0.00 0.000										
PITCHER	IP WLS BF H R ER SO BB IBB HBP BLK WP HR S P ERA WHIP										
54 Aroldis Chapman, L ERA: 9.0	(7, 1) 1.0 3 0 0 0 1 1 0 0 0 0 0 6 14 0.00 1.000										
46 Craig Kimbrel, R ERA: 9.0	(8, 1) 1.0 5 3 1 1 1 0 0 0 0 1 0 13 18 9.00 3.000										
39 Jason Grilli, R ERA: 9.0	(9, 1) 1.0 4 1 0 0 0 0 0 0 0 0 0 14 20 0.00 1.000										



Batter	1	2	3	4	5	6	7	8	9	AB R H RBI BB SO LOB
4 Brandon Phillips, R 13 Matt Carpenter, L	F7			G5-3		F8			K	2 0 0 0 0 0 0 2 0 0 0 0 1 1
3 Carlos Beltrán, S 22 Andrew McCutchen, R	G3-1			G4-3 19 S 1B		K			K	2 0 1 0 0 0 0 2 0 0 0 0 2 1
19 Joey Votto, L 44 Paul Goldschmidt, R	K			G4-3		G5-3			K	2 0 0 0 0 1 1 2 0 1 0 0 0 0
5 David Wright, R 24 Pedro Alvarez, L			G5-3	G5-3		G5-3			P4	3 0 1 0 0 0 2 1 0 0 0 0 0 1
5 Carlos González, L 9 Domonic Brown, L		K			G4-3				K	2 0 0 0 0 1 0 1 0 0 0 0 1 1
4 Yadier Molina, R 28 Buster Posey, R		F8			G6-3				K	2 0 0 0 0 0 0 1 0 0 0 0 1 1
2 Troy Tulowitzki, R 9 Jean Segura, R			K		P4				G4-3	2 0 0 0 0 1 0 1 0 0 0 0 0 0
3 Michael Cuddyer, R 21 Allen Craig, R			G1-3			BB			L7	1 0 0 0 1 0 0 1 0 0 0 0 0 0
34 Bryce Harper, L 27 Carlos Gómez, R			L5			P6			G6-3	2 0 0 0 0 0 1 1 0 0 0 0 0 0

Inning Stats	R: 0 E: 0 K: 1 S: 8	H: 0 LOB: 0 BB: 0 P: 12	R: 0 E: 0 K: 1 S: 6	H: 0 LOB: 0 BB: 0 P: 9	R: 0 E: 0 K: 1 S: 11	H: 0 LOB: 0 BB: 0 P: 15	R: 0 E: 0 K: 0 S: 7	H: 1 LOB: 2 BB: 0 P: 13	R: 0 E: 0 K: 1 S: 8	H: 0 LOB: 1 BB: 1 P: 15	R: 0 E: 0 K: 2 S: 12	H: 1 LOB: 1 BB: 0 P: 14	R: 0 E: 0 K: 0 S: 11	H: 0 LOB: 0 BB: 0 P: 16	R: 0 E: 0 K: 2 S: 11	H: 1 LOB: 1 BB: 0 P: 18	1B: 2 2B: 1 3B: 0 HR: 0	SF: 0 SAC: 0 DP: 0 HBP: 0
--------------	------------------------------	----------------------------------	------------------------------	---------------------------------	-------------------------------	----------------------------------	------------------------------	----------------------------------	------------------------------	----------------------------------	-------------------------------	----------------------------------	-------------------------------	----------------------------------	-------------------------------	----------------------------------	----------------------------------	------------------------------------

PITCHER	IP	WLS	BF	H	R	ER	SO	BB	IBB	HBP	BLK	WP	HR	S	P	ERA	WHIP
37 Max Scherzer, R	1.0		3	0	0	0	1	0	0	0	0	0	0	8	12	0.00	0.000
49 Chris Sale, L	2.0	W	6	0	0	0	2	0	0	0	0	0	0	17	24	0.00	0.000
34 Félix Hernández, R	1.0	H	4	1	0	0	0	0	0	0	0	0	0	7	13	0.00	1.000
55 Matt Moore, L	1.0	H	3	0	0	0	0	0	0	0	0	0	0	7	9	0.00	0.000
59 Grant Balfour, R	1.0	H	4	0	0	0	1	1	0	0	0	0	0	8	15	0.00	1.000
PITCHER	IP	WLS	BF	H	R	ER	SO	BB	IBB	HBP	BLK	WP	HR	S	P	ERA	WHIP
56 Greg Holland, R	0.1		2	1	0	0	0	0	0	0	0	0	0	6	6	0.00	3.000
27 Brett Cecil, L	0.1	H	1	0	0	0	1	0	0	0	0	0	0	3	3	0.00	0.000
50 Steve Delabar, R	0.1	H	1	0	0	0	1	0	0	0	0	0	0	3	5	0.00	0.000
42 Mariano Rivera, R	1.0	H	3	0	0	0	0	0	0	0	0	0	0	11	16	0.00	0.000
36 Joe Nathan, R	1.0	S	4	1	0	0	2	0	0	0	0	0	0	11	18	0.00	1.000

BOTTOM

American League All-Stars @ National League All-Stars
Citi Field, Flushing, NY

AB 30
R 0
H 3
RBI 0
BB 1
SO 8
LOB 9



WP: 0 PA: 31
PB: 0
SB: 1
CS: 0

WP: 0 PA: 31
PB: 0
SB: 1
CS: 0

Tue Jul 16 2013, 8:20 PM - 11:25 PM EDT
Att. 45,186 - Clear - 90 F

livebaseballscores.com

Batter	1	2	3	4	5	6	7	8	9	AB R H RBI BB SO LOB	TOP																	
22 Andrew McCutchen, R (1, 8) 19 Charlie Blackmon, L (6, 8)	1-0 1B 66 WP 2 S	0-2 F8			2-2 G5-3		2-2 K		1-0 G4-3	3 0 1 0 0 0 1 2 0 0 0 0 1 0	National League All-Stars @ American League All-Stars Target Field, Minneapolis, MN Tue Jul 15 2014, 7:20 PM - 10:32 PM CDT Att: 41,048 - Partly Cloudy - 72 F																	
66 Yasiel Puig, R (1, 9) 8 Hunter Pence, R (6, 9)	2-3 K 1-2		3-3 K		3-3 K		0-1 G5-3			3 0 0 0 0 3 1 1 0 0 0 0 0 0																		
2 Troy Tulowitzki, R (1, 6) 13 Starlin Castro, R (6, 6)	1-3 K 2-3		3-2 L7		2-1 2B			1-2 K		3 0 1 0 0 1 1 1 0 0 0 0 1 0																		
44 Paul Goldschmidt, R (1, 3) 5 Freddie Freeman, L (6, 3)	1-1 G5-3		0-0 L4		0-3 K			1-1 21 BB 1B		3 0 0 0 0 1 2 1 0 1 0 0 0 0																		
27 Giancarlo Stanton, R (1, 10) 44 Anthony Rizzo, L (8, PH) (8, 10)		1-1 P4		1-0 F8		1-3 K		1-2 K		3 0 0 0 0 1 0 1 0 0 0 0 1 1																		
16 Aramis Ramirez, R (1, 5) 21 Todd Frazier, R (6, 5)		0-0 26 2B 1B		0-2 L5		1-2 9 G4-3 2B		4-0 BB		3 1 2 0 0 0 0 0 0 0 0 1 0 0																		
26 Chase Utley, L (1, 4) 9 Dee Strange-Gordon, L (4, PR)		2-2 20 2B 2B		3-0 20 2B HBP		0-1 G4-3		0-3 K		1 1 1 1 0 0 0 1 1 0 0 0 0 1 1 0 0 0 0 1 2																		
28 Daniel Murphy, L (7, 4)		1-2 2B		3-1 2B		0-3 K			0-1 F8	2 0 2 2 0 0 0 1 0 0 0 0 1 1 1 0 0 0 0 0 0																		
20 Jonathan Lucroy, R (1, 2) 39 Devin Mesoraco, R (4, 2) 26 Miguel Montero, L (8, 2)		2-H 2B		1-H 2B					1-3 K																			
27 Carlos Gómez, R (1, 7) 5 Josh Harrison, R (6, 7)		1-2 P2		0-3 K			1-0 F9			2 0 0 0 0 1 3 2 0 0 0 0 1 0																		
Inning Stats	R: 0 H: 1 E: 0 K: 2 S: 9	H: 1 LOB: 1 BB: 0 P: 14	R: 2 H: 3 E: 0 K: 0 S: 17	H: 3 LOB: 1 BB: 0 P: 22	R: 0 H: 0 E: 0 K: 1 S: 8	H: 0 LOB: 0 BB: 0 P: 14	R: 1 H: 1 E: 0 K: 1 S: 9	H: 1 LOB: 2 BB: 0 P: 16	R: 0 H: 1 E: 0 K: 2 S: 14	H: 1 LOB: 1 BB: 0 P: 16	R: 0 H: 0 E: 0 K: 1 S: 6	H: 0 LOB: 0 BB: 0 P: 9	R: 0 H: 1 E: 0 K: 3 S: 14	H: 1 LOB: 2 BB: 1 P: 21	R: 0 H: 0 E: 0 K: 1 S: 7	H: 0 LOB: 0 BB: 0 P: 9	1B: 3 SF: 0 2B: 5 SAC: 0 3B: 0 DP: 0 HR: 0 HBP: 1	WP: 1 PA: 37 PB: 0 SB: 1 CS: 0										
PITCHER	IP WLS BF H R ER SO BB IBB HBP BLK WP HR S P ERA WHIP																	PITCHER	IP WLS BF H R ER SO BB IBB HBP BLK WP HR S P ERA WHIP									
34 Félix Hernández, R (1, 1) 31 Jon Lester, L (2, 1) 11 Yu Darvish, R (3, 1) 49 Chris Sale, L (4, 1) 37 Max Scherzer, R (5, 1) 26 Scott Kazmir, L (6, 1) 19 Koji Uehara, R (6, 1) 56 Greg Holland, R (7, 1)	1.0 4 1 0 0 2 0 0 0 0 0 1 0 9 14 0.00 1.000	1.0 6 3 2 2 0 0 0 0 0 0 0 0 17 22 18.00 3.000	1.0 3 0 0 0 1 0 0 0 0 0 0 0 8 14 0.00 0.000	1.0 5 1 1 1 1 0 0 1 0 0 0 0 9 16 9.00 1.000	1.0 4 1 0 0 2 0 0 0 0 0 0 0 11 18 0.00 1.000	0.2 3 1 0 0 1 0 0 0 0 0 0 0 10 12 0.00 1.500	0.1 1 0 0 0 1 0 0 0 0 0 0 0 4 4 0.00 0.000	1.0 3 0 0 0 1 0 0 0 0 0 0 0 6 9 0.00 0.000																	62 Sean Doolittle, L (8, 1) 56 Fernando Rodney, R (8, 1) 15 Glen Perkins, L (9, 1)	0.2 H 3 1 0 0 2 0 0 0 0 0 0 0 10 13 0.00 1.500	0.1 H 2 0 0 0 1 1 0 0 0 0 0 0 4 8 0.00 3.000	1.0 S 3 0 0 0 1 0 0 0 0 0 0 0 7 9 0.00 0.000

livebaseballscores.com

AB	35
R	3
H	8
RBI	3
BB	1
SO	13
LOB	13



Batter	1	2	3	4	5	6	7	8	9	AB	R	H	RBI	BB	SO	LOB
2 Derek Jeter, R OBP: 1.000, SLG: 1.500 10 Alexei Ramirez, R OBP: 0.500, SLG: 0.500 2 Erick Aybar, S	1-0 2B		3-2 1B		3-2 1B		1-2 E3			2	1	2	0	0	0	0
27 Mike Trout, R OBP: 0.667, SLG: 1.667 37 Brandon Moss, L	3-2 3B		1-2 L7		2-0 2B		1-3 K			3	1	2	2	0	0	1
22 Robinson Canó, L 27 Jose Altuve, R 3 Ian Kinsler, R	1-3 K		1-3 K		1-1 SF7		1-3 K			2	0	0	0	0	2	2
24 Miguel Cabrera, R OBP: 0.333, SLG: 1.333 79 José Abreu, R	0-1 HR		3-2 L6		2-2 F8		0-0 F7			3	1	1	2	0	0	2
19 José Bautista, R 52 Yoenis Cespedes, R	2-3 K		1-1 G5-3		1-1 G5-3		1-0 G6-3			2	0	0	0	0	1	0
23 Nelson Cruz, R 15 Kyle Seager, L	0-0 G6-3		1-3 K		2-0 G3		0-2 G3-1			2	0	0	0	0	1	0
10 Adam Jones, R 29 Adrian Beltré, R	1-0 P5		1-3 K		4-0 BB					2	0	0	0	0	1	0
20 Josh Donaldson, R 23 Michael Brantley, L	3-3 K		1-2 G3-1		1-0 G4-3					2	0	0	0	0	1	0
13 Salvador Perez, R 36 Derek Norris, R 8 Kurt Suzuki, R	0-2 G5-3		0-1 1B				2-2 K			1	0	0	0	0	0	0

Inning Stats	R: 3	H: 3	E: 0	K: 2	S: 14	H: 3	LOB: 1	K: 0	P: 26	R: 0	H: 0	E: 0	K: 2	S: 9	R: 0	H: 0	E: 0	K: 3	S: 14	R: 0	H: 0	E: 0	K: 0	S: 5	R: 0	H: 0	E: 0	K: 0	S: 6	
	0	0	0	0	0	0	0	0	0	0	0	0	0	0	0	0	0	0	0	0	0	0	0	0	0	0	0	0	0	0


PITCHER	IP	WLS	BF	H	R	ER	SO	BB	IBB	HBP	BLK	WP	HR	S	P	ERA	WHIP
50 Adam Wainwright, R ERA: 27.0	1.0		6	3	3	3	2	0	0	0	0	0	1	14	21	27.00	3.000
22 Clayton Kershaw, L ERA:	1.0		3	0	0	0	1	0	0	0	0	0	0	7	11	0.00	0.000
31 Alfredo Simon, R ERA:	1.0		4	1	0	0	1	0	0	0	0	1	0	14	22	0.00	1.000
21 Zack Greinke, R ERA:	1.0		3	0	0	0	2	0	0	0	0	0	0	9	12	0.00	0.000
41 Pat Neshek, R ERA: 54.0	0.1	L	4	3	2	2	0	0	0	0	0	0	0	9	15	54.00	9.000

BOTTOM

National League All-Stars @ American League All-Stars
Target Field, Minneapolis, MN
Tue Jul 15 2014, 7:20 PM - 10:32 PM CDT
Att. 41,048 - Partly Cloudy - 72 F

AB	31
R	5
H	7
RBI	5
BB	1
SO	9
LOB	8

livebaseballscores.com



PITCHER	IP	WLS	BF	H	R	ER	SO	BB	IBB	HBP	BLK	WP	HR	S	P	ERA	WHIP
36 Tyler Clippard, R ERA:	0.2		2	0	0	0	0	0	0	0	0	0	0	8	11	0.00	0.000
57 Francisco Rodríguez, R ERA:	1.0		4	0	0	0	0	1	0	0	0	0	0	4	12	0.00	1.000
46 Craig Kimbrel, R ERA:	0.1		1	0	0	0	0	0	0	0	0	0	0	1	1	0.00	0.000
54 Aroldis Chapman, L ERA:	0.2		2	0	0	0	0	0	0	0	0	0	0	4	5	0.00	0.000

Batter	1	2	3	4	5	6	7	8	9	AB	R	H	RBI	BB	SO	LOB	TOP					
51 Ichiro Suzuki, L OBP: 0.250, SLG: 0.500 33 Javier Vazquez, R (5, 1) 20 Ronnie Belliard, R (6, 4)	2-0 7 3B 2B	1-2 G3	1-2 G3-1		1-2 FC5-4			0-3 K		4	1	1	0	0	0	4						
7 Ivan Rodriguez, R OBP: 0.500, SLG: 1.000 41 Victor Martinez, S (6, 2)	1-1 24 HR 3B	1-0 24 FC6-4 1B		1-2 G5-3		0-1 F9		0-2 G4-3		4	1	2	1	0	0	0						
27 Vladimir Guerrero, R OBP: 0.250, SLG: 0.250 31 Ted Lilly, L (6, 1) 10 Miguel Tejada, R (7, 6)	0-0 G1-3	2-0 F8		0-0 P3		1-1 34 HR 1B		3-2 G4-3		4	1	1	0	0	0	2						
24 Manny Ramirez, R OBP: 0.500, SLG: 2.000 34 David Ortiz, L OBP: 1.000, SLG: 4.000 (4, 3)	0-2 HR	3-1 FC6-4		4-1 13 3B BB		2-2 HR		4-2 BB		2	1	1	2	0	0	1						
13 Alex Rodriguez, R OBP: 0.333, SLG: 1.000 9 Hank Blalock, L (6, 5)	3-3 K		3-1 G4-3	3-2 3B		2-1 G4-3		0-0 P6		3	0	1	1	0	1	0						
25 Jason Giambi, L OBP: 0.500, SLG: 0.500 13 Carl Crawford, L (4, 7) 55 Hideki Matsui, L (9, 7)	3-2 E4 12 HR 1B		2-0 12 1B 1B	1-3 K		0-1 G4-3		3-3 K		2	1	1	0	0	0	0						
2 Derek Jeter, R OBP: 1.000, SLG: 1.000 11 Matt Lawton, L OBP: 0.500, SLG: 0.500 (5, 8)	1-2 12 HR 1B		0-2 12 1B 1B		0-2 10 FC4-6 1B		1-0 11 G6-4-3 1B		2-3 K	3	1	3	0	0	0	0						
12 Alfonso Soriano, R OBP: 0.667, SLG: 1.667 11 Gary Sheffield, R (6, 9)	0-0 HR		1-2 1B		0-3 K		2-0 G6-4-3			3	1	2	3	0	1	1						
20 Mark Mulder, L 28 Ken Harvey, R 21 Esteban Loaiza, R 52 CC Sabathia, L 10 Michael Young, R 36 Joe Nathan, R 36 Tom Gordon, R 57 Francisco Rodriguez, R 42 Mariano Rivera, R	2-3 K		2-3 K		2-1 FC4-6 51 FC5-4		3-2 G3			1	0	0	0	0	1	0						
Inning Stats	R: 6 E: 1 K: 2 S: 23	H: 5 LOB: 0 BB: 0 P: 35	R: 0 E: 0 K: 0 S: 7	H: 1 LOB: 1 BB: 0 P: 14	R: 0 E: 0 K: 1 S: 16	H: 3 LOB: 3 BB: 0 P: 25	R: 1 E: 0 K: 1 S: 13	H: 1 LOB: 1 BB: 1 P: 22	R: 0 E: 0 K: 1 S: 11	H: 1 LOB: 1 BB: 0 P: 14	R: 2 E: 0 K: 0 S: 14	H: 2 LOB: 0 BB: 0 P: 19	R: 0 E: 0 K: 0 S: 6	H: 1 LOB: 0 BB: 0 P: 12	R: 0 E: 0 K: 1 S: 10	H: 0 LOB: 0 BB: 0 P: 13	R: 0 E: 0 K: 2 S: 10	H: 0 LOB: 1 BB: 1 P: 19	1B: 8 2B: 1 3B: 2 HR: 3	SF: 0 SAC: 0 DP: 1 HBP: 0	WP: 0 PB: 0 SB: 0 CS: 0	PA: 43
PITCHER 22 Roger Clemens, R ERA: 27.0 41 Dan Kolb, R ERA: 51 Randy Johnson, L ERA: 38 Carlos Zambrano, R ERA: 9.0 45 Carl Pavano, R ERA: 9.0	IP 1.0 1.0 1.0 1.0 2.0	WLS L	BF 9 4 6 5 9	H 5 1 3 1 3	R 6 0 1 1 2	ER 3 0 0 1 2	SO 2 0 1 1 1	BB 0 0 0 1 0	IBB 0 0 0 0 0	HBP 0 0 0 0 0	BLK 0 0 0 0 0	WP 0 0 0 0 0	HR 2 0 0 0 1	S 23 7 16 13 11	P 35 14 25 22 14	ERA 27.00 0.00 0.00 9.00 9.00	WHIP 5.000 1.000 3.000 2.000 1.500					
PITCHER 47 Tom Glavine, L ERA: 15 Ben Sheets, R ERA: 38 Eric Gagne, R ERA:	IP 1.0 1.0 1.0	WLS	BF 3 3 4	H 1 0 0	R 0 0 0	ER 0 0 0	SO 0 1 2	BB 0 0 1	IBB 0 0 0	HBP 0 0 0	BLK 0 0 0	WP 0 0 0	HR 0 0 0	S 6 12 12	P 12 12 19	ERA 0.00 0.00 0.00	WHIP 1.000 0.000 1.000					

American League All-Stars @ National League All-Stars
Minute Maid Park, Houston, TX
Sat Jun 27 2015, 10:54 PM - 1:15 AM CDT
Att: 41,886 - Dome - 74 F

AB	41
R	9
H	14
RBI	9
BB	2
SO	8
LOB	17



Batter	1	2	3	4	5	6	7	8	9	AB	R	H	RBI	BB	SO	LOB
3 Edgar Renteria, R OBP: 0.333, SLG: 0.667 2 Jack Wilson, R	0-0 G5-3		0-1 G5-3	1-2 5 2B		0-1 L7			1-1 P4	3	1	1	1	0	0	0
5 Albert Pujols, R OBP: 0.667, SLG: 1.333 25 Jim Thome, L	0-1 21 1B		0-0 G1-3	0-1 2B		2-3 K			0-1 P6	3	1	2	2	0	0	0
25 Barry Bonds, L 45 Carl Pavano, R 47 Tom Glavine, L 53 Bobby Abreu, L 15 Ben Sheets, R 16 Paul Lo Duca, R	1-0 F8		4-1 27 1B	1-0 P6						2	0	0	0	1	0	2
27 Scott Rolen, R OBP: 1.000, SLG: 1.000 19 Mike Lowell, R	4-2 21 1B		3-2 1B			2-3 K			2-2 F9	1	0	1	0	0	0	0
21 Sammy Sosa, R OBP: 0.500, SLG: 0.500 24 Miguel Cabrera, R	0-0 1B		1-2 G4-3			0-0 G6-3			2-3 K	2	0	1	1	0	0	2
31 Mike Piazza, R 23 Johnny Estrada, S 38 Eric Gagne, R	3-3 K			0-0 F7		0-3 K			0-1 G1-4-3	2	0	0	0	0	1	2
17 Lance Berkman, S 18 Moises Alou, R OBP: 0.500, SLG: 0.500		1-2 G3		1-2 F7		0-0 8 1B			1-1 G3-1	2	0	0	0	0	0	0
12 Jeff Kent, R OBP: 0.500, SLG: 0.500 8 Mark Loretta, R OBP: 0.500, SLG: 0.500		0-0 L4		2-0 15 1B		0-1 1B			1-0 P6	2	1	1	0	0	0	0
22 Roger Clemens, R 41 Dan Kolb, R 11 Barry Larkin, R 51 Randy Johnson, R 38 Carlos Zambrano, S 15 Carlos Beltrán, S 17 Todd Helton, L		1-2 G5-3		3-1 3 2B		2-1 F6			2-2 P3	0	0	0	0	0	0	0

Inning Stats	R: 1	H: 2	E: 0	K: 1	S: 10	H: 2	LOB: 2	BB: 0	P: 18	R: 0	H: 0	E: 0	K: 0	S: 8	R: 0	H: 1	E: 0	K: 0	S: 13	R: 0	H: 0	E: 0	K: 2	S: 8	R: 0	H: 2	E: 0	K: 1	S: 11	R: 0	H: 0	E: 0	K: 2	S: 13	R: 0	H: 0	E: 0	K: 0	S: 5	R: 0	H: 0	E: 0	K: 0	S: 8	R: 0	H: 0	E: 0	K: 0	S: 8	1B: 6	2B: 3	3B: 0	HR: 0	SF: 0	SAC: 0	DP: 0	HBP: 1	WP: 0	PB: 0	SB: 0	CS: 0	PA: 38
--------------	------	------	------	------	-------	------	--------	-------	-------	------	------	------	------	------	------	------	------	------	-------	------	------	------	------	------	------	------	------	------	-------	------	------	------	------	-------	------	------	------	------	------	------	------	------	------	------	------	------	------	------	------	-------	-------	-------	-------	-------	--------	-------	--------	-------	-------	-------	-------	--------

PITCHER	IP	WLS	BF	H	R	ER	SO	BB	IBB	HBP	BLK	WP	HR	S	P	ERA	WHIP
20 Mark Mulder, L ERA: 4.5	2.0		9	2	1	1	1							18	28	4.50	1.000
21 Esteban Loaiza, R ERA:	1.0		5	1	0	0	0	1	0	0	0	0	0	13	21	0.00	2.000
52 CC Sabathia, L ERA: 27.0	1.0	H	7	4	3	3	0	0	0	0	0	0	0	8	10	0.00	0.000
33 Javier Vazquez, R ERA:	1.0		3	0	0	0	2	0	0	0	0	0	0	8	10	0.00	0.000
31 Ted Lilly, L ERA:	1.0		5	2	0	0	1	0	0	0	0	0	0	11	15	0.00	2.000
PITCHER	IP	WLS	BF	H	R	ER	SO	BB	IBB	HBP	BLK	WP	HR	S	P	ERA	WHIP
36 Joe Nathan, R ERA:	1.0		3	0	0	0	2	0	0	0	0	0	0	13	19	0.00	0.000
36 Tom Gordon, R ERA:	0.1		1	0	0	0	0	0	0	0	0	0	0	2	2	0.00	0.000
57 Francisco Rodríguez, R ERA:	0.2		2	0	0	0	0	0	0	0	0	0	0	3	5	0.00	0.000
42 Mariano Rivera, R ERA:	1.0		3	0	0	0	0	0	0	0	0	0	0	8	11	0.00	0.000

BOTTOM

American League All-Stars @ National League All-Stars
Minute Maid Park, Houston, TX

Sat Jun 27 2015, 10:54 PM - 1:15 AM CDT
Att: 41,886 - Dome - 74 F

AB	36
R	4
H	9
RBI	4
BB	1
SO	6
LOB	12



Batter	1	2	3	4	5	6	7	8	9	AB R H RBI BB SO LOB	TOP											
27 Mike Trout, R OBP: 0.500, SLG: 1.333 26 Brock Holt, L	1-2 HR		1-3 K		1-0 FC4-6 84 1B		4-2 13 2B BB		2-3 K	3 2 1 1 1 1 1 1 1 0 0 0 1 0												
20 Josh Donaldson, R 13 Manny Machado, R 8 Mike Moustakas, L	4-2 BB		4-2 BB		1-2 F7		3-2 25 G4-3 84 SF8 2B		1-3 K	0 0 0 0 2 0 0 2 1 1 1 0 0 1 1 0 0 0 0 1 0												
5 Albert Pujols, R 25 Mark Teixeira, S	2-3 K		1-0 L8		4-2 84 1B BB		2-1 G4-3		2-3 K	2 1 0 0 1 1 2 2 0 0 0 0 1 2												
23 Nelson Cruz, R 84 Prince Fielder, L	1-3 K			0-0 F9	0-2 6 2B 1B		0-0 SF8			2 0 0 0 0 1 1 1 0 1 2 0 0 0												
6 Lorenzo Cain, R 28 J.D. Martinez, R	1-1 P4			0-0 13 WP 1B	0-0 2B 2B		0-0 G6-3			3 0 2 1 0 0 1 1 0 0 0 0 0 1												
10 Adam Jones, R 11 Brett Gardner, L		2-3 K		2-1 F9	1-3 K		2-3 K			2 0 0 0 0 1 1 2 0 0 0 0 2 2												
13 Salvador Perez, R 21 Stephen Vogt, L 55 Russell Martin, R		3-3 K		3-3 K 27 FC4-6		0-3 K		0-3 K		2 0 0 0 0 2 1 1 0 0 0 0 1 0 1 0 0 0 0 1 0	AB 34 R 6 H 7 RBI 6 BB 4 SO 15 LOB 15											
27 Jose Altuve, R 22 Jason Kipnis, L 2 Brian Dozier, R		0-1 G4-3		1-1 FC4-6		1-3 K		1-2 HR		2 0 0 0 0 0 2 1 0 0 0 0 1 0 1 1 1 1 0 0 0												
2 Alcides Escobar, R 1 Jose Iglesias, R			3-2 F8		0-1 27 FC4-6 1B		0-3 K		0-2 G5-3	2 0 1 0 0 0 0 2 0 0 0 0 1 0												
Inning Stats	R: 1 E: 0 K: 2 S: 14	H: 1 LOB: 1 BB: 1 P: 23	R: 0 E: 0 K: 2 S: 11	H: 0 LOB: 0 BB: 0 P: 16	R: 0 E: 0 K: 1 S: 9	H: 0 LOB: 1 BB: 1 P: 18	R: 0 E: 0 K: 1 S: 12	H: 1 LOB: 2 BB: 0 P: 18	R: 2 E: 0 K: 1 S: 15	H: 3 LOB: 2 BB: 1 P: 22	R: 0 E: 0 K: 3 S: 9	H: 0 LOB: 0 BB: 0 P: 10	R: 2 E: 0 K: 0 S: 11	H: 1 LOB: 1 BB: 1 P: 20	R: 1 E: 0 K: 2 S: 14	H: 1 LOB: 0 BB: 0 P: 17	R: 0 E: 0 K: 3 S: 9	H: 0 LOB: 0 BB: 0 P: 14	1B: 3 2B: 2 3B: 0 HR: 2	SF: 1 SAC: 0 DP: 0 HBP: 0	WP: 1 PB: 0 SB: 1 CS: 0	PA: 39
PITCHER	IP WLS BF H R ER SO BB IBB HBP BLK WP HR S P ERA WHIP																					
21 Zack Greinke, R ERA: 4.5	(1, 1) 2.0 8 1 1 1 4 1 0 0 0 0 1 25 39 4.50 1.000																					
45 Gerrit Cole, R ERA:	(3, 1) 1.0 4 0 0 0 1 1 0 0 0 0 0 9 18 0.00 1.000																					
40 Madison Bumgarner, L ERA:	(4, 1) 1.0 5 1 0 0 1 0 0 0 0 1 0 12 18 0.00 1.000																					
22 Clayton Kershaw, L ERA: 18.0	(5, 1) 1.0 L 7 3 2 2 1 1 0 0 0 0 0 15 22 18.00 4.000																					
48 Jacob deGrom, R ERA:	(6, 1) 1.0 3 0 0 0 3 0 0 0 0 0 0 9 10 0.00 0.000																					
PITCHER	IP WLS BF H R ER SO BB IBB HBP BLK WP HR S P ERA WHIP																					
57 Francisco Rodriguez, R ERA: 18.0	(7, 1) 1.0 5 1 2 2 0 1 0 0 0 0 0 11 20 18.00 2.000																					
35 Mark Melancon, R ERA: 9.0	(8, 1) 1.0 4 1 1 1 2 0 0 0 0 0 1 14 17 9.00 1.000																					
54 Aroldis Chapman, L ERA:	(9, 1) 1.0 3 0 0 0 3 0 0 0 0 0 0 9 14 0.00 0.000																					

American League All-Stars @ National League All-Stars
Great American Ball Park, Cincinnati, OH

livebaseballscorecards.com



Tue Jul 14 2015, 8:33 PM - 11:34 PM EDT
Att. 43,656 - Partly Cloudy - 78 F

Batter	1	2	3	4	5	6	7	8	9	AB	R	H	RBI	BB	SO	LOB
22 Andrew McCutchen, R (1, 8) OBP: 0.333, SLG: 1.333 11 AJ Pollock, R (7, 8)	0-1 P3		2-3 K			0-0 HR	2-2 G5-3			3	1	1	1	0	1	0
21 Todd Frazier, R (1, 5) 28 Nolan Arenado, R (7, 5)	0-1 G5-3		0-0 G6-3			2-1 G5-3		0-3 K		3	0	0	0	0	0	0
34 Bryce Harper, L (1, 9) 10 Justin Upton, R (7, 9) OBP: 1.000, SLG: 1.000	3-2 G5-3			1-3 K		2-3 K		2-1 23 1B		3	0	0	0	0	2	0
44 Paul Goldschmidt, R (1, 3) 23 Adrián González, L (7, 3)		3-2 E5 28 G6-3 27 1B		2-3 K		0-0 E1 4 1B		2-3 K2-3		3	1	1	0	0	1	0
28 Buster Posey, R (1, 2) 4 Yadier Molina, R (6, 2) OBP: 1.000, SLG: 1.000 9 Yasmani Grandal, S (8, PH) (9, 2)	1-0 G6-3			1-0 L9		3-1 2 FC4-6 1B		1-2 G6-3		2	0	0	0	0	0	1
44 Anthony Rizzo, L (1, 10) 2 Troy Tulowitzki, R (6, PH) (7, 10) 8 Ryan Braun, R (9, PH) (9, PH)	3-2 G3				1-1 F8	1-2 FC4-6		0-1 35 SF7 3B		2	0	0	0	0	0	1
27 Jhonny Peralta, R (1, 6) OBP: 1.000, SLG: 1.000 35 Brandon Crawford, L (5, PR) (6, 6)	1-0 31 WP 1B				4-0 BB		2-1 G4-3		1-0 SF7	1	0	1	1	1	0	0
31 Joc Pederson, L (1, 7) 17 Kris Bryant, R (6, 7)	1-3 K				1-3 K		4-2 BB		0-0 F9	2	0	0	0	0	2	2
9 DJ LeMahieu, R (1, 4) 12 Joe Panik, L (6, 4)			0-1 L8		2-1 L9		1-3 K		1-2 L7	2	0	0	0	0	0	1

Inning Stats	R: 0	H: 0	E: 0	K: 0	S: 7	R: 1	H: 2	E: 1	K: 1	S: 12	R: 0	H: 0	E: 0	K: 1	S: 6	R: 0	H: 0	E: 0	K: 2	S: 7	R: 0	H: 0	E: 0	K: 1	S: 7	R: 1	H: 2	E: 1	K: 1	S: 12	R: 0	H: 0	E: 0	K: 1	S: 11	R: 0	H: 1	E: 0	K: 2	S: 11	R: 1	H: 1	E: 0	K: 0	S: 7	1B: 4	2B: 0	3B: 1	SF: 1	SAC: 0	DP: 0	HBP: 0	
PITCHER	IP	WLS	BF	H	R	ER	SO	BB	IBB	HBP	BLK	WP	HR	S	P	ERA	WHIP																			IP	WLS	BF	H	R	ER	SO	BB	IBB	HBP	BLK	WP	HR	S	P	ERA	WHIP	
60 Dallas Keuchel, L (1, 1)	2.0		8	2	1	0	1	0	0	0	0	1	0	19	31	0.00	1.000																			68 Dellin Betances, R (7, 1)	1.0		4	0	0	0	1	0	0	0	0	11	20	0.00	1.000		
34 Félix Hernández, R (3, 1)	1.0		3	0	0	0	1	0	0	0	0	0	0	6	8	0.00	0.000																			17 Wade Davis, R (8, 1)	1.0		4	1	0	0	2	0	0	0	0	11	16	0.00	1.000		
14 David Price, L (4, 1)	1.0	W	3	0	0	0	2	0	0	0	0	0	0	7	11	0.00	0.000																			15 Glen Perkins, L (9, 1)	1.0		4	1	1	1	0	0	0	0	7	9	9.00	1.000			
22 Chris Archer, R (5, 1)	1.1	H	6	1	1	1	1	1	0	0	0	0	1	10	20	6.75	1.500																																				
53 Zack Britton, L (6, 1)	0.2	H	4	1	0	0	1	0	0	0	0	0	0	9	15	0.00	1.500																																				

BOTTOM

American League All-Stars @ National League All-Stars
Great American Ball Park, Cincinnati, OH

Tue Jul 14 2015, 8:33 PM - 11:34 PM EDT
Att. 43,656 - Partly Cloudy - 78 F

AB	33
R	3
H	6
RBI	3
BB	2
SO	9
LOB	11

livebaseballscorecards.com



Batter	1	2	3	4	5	6	7	8	9	AB	R	H	RBI	BB	SO	LOB	TOP										
18 Ben Zobrist, S (1, 4) 20 Daniel Murphy, L (5, PH) OBP: 0.667, SLG: 0.667 (5, 4)	F7		FC6-4 34 2B		E4 28 FC5-4		44 WP 1B		44 FC1-4 1B	2	0	0	0	0	0	1											
34 Bryce Harper, L (1, 9) 44 Paul Goldschmidt, R (5, PH) OBP: 0.500, SLG: 1.000 (5, 3)	G4-3		1-3 2B		F9		F8		FC1-4 28 G5-4-3	2	0	1	0	0	0	0											
17 Kris Bryant, R (1, 5) 28 Nolan Arenado, R (5, PH) OBP: 0.500, SLG: 2.000 (5, 5)	HR		3-3 K		FC5-4 4 2B		K		G5-4-3	2	1	1	1	0	1	2											
4 Wil Myers, R (1, 10) 9 Brandon Belt, L (8, PH) OBP: 0.333, SLG: 0.667 (8, 10)	K		2-3 K		1-2f 2B		F7			3	0	1	0	0	1	0											
28 Buster Posey, R (1, 2) 40 Wilson Ramos, R (4, 2) 20 Jonathan Lucroy, R (7, 2) OBP: 1.000, SLG: 1.000	G1-4-3		3-1 G6-3		1-0 2B		K			1	0	0	0	0	0	0											
44 Anthony Rizzo, L (1, 3) 32 Jay Bruce, L (5, 9) OBP: 0.500, SLG: 0.500	G3		4-1 44 1B 13 1B BB		0-3 K		K		23 BB 6 1B 1B	2	0	1	0	0	0	0											
13 Marcell Ozuna, R (1, 8) 37 Odúbel Herrera, L (5, 8) 6 Starling Marte, R (8, PH) OBP: 1.000, SLG: 1.000 (8, 8)	K		0-0 13 1B 1B		2-0 F8		K		23 BB 1B	2	0	1	0	0	0	0											
5 Carlos González, L (1, 7) 23 Adam Duvall, R (5, 7) OBP: 0.500, SLG: 0.500	L4		1-1 27 FC6-4 1B		0-1 G2-3		G2-3		BB	2	0	1	0	0	0	2											
27 Addison Russell, R (1, 6) 5 Corey Seager, L (4, 6) 36 Aledmys Díaz, R (8, PH) OBP: 1.000, SLG: 1.000 (8, 6)	F8		3-2 L4		0-2 F8		K		K	2	0	0	0	0	0	3											
Inning Stats	R: 1 E: 0 K: 1 S: 6	H: 1 LOB: 0 BB: 0 P: 9	R: 0 E: 0 K: 1 S: 9	H: 0 LOB: 0 BB: 0 P: 13	R: 0 E: 0 K: 1 S: 13	H: 2 LOB: 2 BB: 0 P: 18	R: 1 E: 0 K: 0 S: 11	H: 2 LOB: 2 BB: 1 P: 23	R: 0 E: 1 K: 1 S: 10	H: 0 LOB: 0 BB: 0 P: 8	R: 0 E: 0 K: 2 S: 10	H: 1 LOB: 1 BB: 0 P: 15	R: 0 E: 0 K: 2 S: 20	H: 2 LOB: 3 BB: 1 P: 34	R: 0 E: 0 K: 0 S: 12	H: 1 LOB: 0 BB: 0 P: 15	1B: 7 2B: 2 3B: 0 HR: 1	SF: 0 SAC: 0 DP: 1 HBP: 0	WP: 1 PB: 0 SB: 0 CS: 0	PA: 39							
PITCHER	IP	WLS	BF	H	R	ER	SO	BB	IBB	HBP	BLK	WP	HR	S	P	ERA	WHIP										
49 Chris Sale, L (1, 1) ERA: 9.0	1.0		4	1	1	1	1	0	0	0	0	0	1	6	9	9.00	1.000										
28 Corey Kluber, R (2, 1) ERA: 9.0	1.0	W	3	0	0	0	1	0	0	0	0	0	0	9	13	0.00	0.000										
35 Cole Hamels, L (3, 1) ERA: 9.0	1.0	H	5	2	0	0	1	0	0	0	0	0	0	13	18	0.00	2.000										
41 Aaron Sanchez, R (4, 1) ERA: 9.0	1.0	H	6	2	1	1	0	1	0	0	0	0	0	11	23	9.00	3.000										
62 Jose Quintana, L (5, 1) ERA: 9.0	1.0	H	5	1	0	0	1	0	0	0	0	0	0	10	13	0.00	1.000										
PITCHER	IP	WLS	BF	H	R	ER	SO	BB	IBB	HBP	BLK	WP	HR	S	P	ERA	WHIP										
40 Kelvin Herrera, R (6, 1) ERA: 9.0	1.0	H	3	0	0	0	1	0	0	0	0	0	0	6	8	0.00	0.000										
68 Dellin Betances, R (7, 1) ERA: 9.0	1.0	H	4	1	0	0	2	0	0	0	0	1	0	10	15	0.00	1.000										
48 Andrew Miller, L (8, 1) ERA: 9.0	0.2	H	5	2	0	0	1	1	0	0	0	0	0	17	28	0.00	4.500										
36 Will Harris, R (8, 1) ERA: 9.0	0.1	H	1	0	0	0	1	0	0	0	0	0	0	3	6	0.00	0.000										
53 Zack Britton, L (9, 1) ERA: 9.0	1.0	S	3	1	0	0	0	0	0	0	0	0	0	12	15	0.00	1.000										

National League All-Stars @ American League All-Stars
 Petco Park, San Diego, CA
 Tue Jul 12 2016, 5:22 PM - 8:27 PM PDT
 Att: 42,386 - Clear - 72 F

livebaseballscores.com

AB	37
R	2
H	10
RBI	2
BB	2
SO	9
LOB	20



Batter	1	2	3	4	5	6	7	8	9	AB	R	H	RBI	BB	SO	LOB
27 Jose Altuve, R (1, 4) 22 Robinson Canó, L (6, 4) 9 Eduardo Núñez, R (9, 4)	0-0 P4	1-3 K		0-1 F8			4-2 FC5-4 BB			3	0	0	0	0	1	2
27 Mike Trout, R (1, 8) 20 Ian Desmond, R (6, 8)	2-2 1B	3-3 K		0-1 FC5-4			0-0 FC5-4			3	0	1	0	0	1	2
13 Manny Machado, R (1, 5) 20 Josh Donaldson, R (6, 5)	0-0 F7						1-2 F7			3	0	0	0	0	0	1
34 David Ortiz, L (1, 10) 10 Edwin Encarnación, R (3, PR) (4, 10)	2-2 G3			4-2 2B 35 1B BB			1-2 P2			1	0	0	0	1	0	1
2 Xander Bogaerts, R (1, 6) 12 Francisco Lindor, S (5, PH) (6, 6)		0-1 G5-3		0-1 35 1B 2B			1-2 P6			2	0	1	0	0	0	0
35 Eric Hosmer, L (1, 3) 24 Miguel Cabrera, R (7, 3)	1-1 HR			1-1 50 G1-4-3 1B			2-2 G4-3			3	1	2	2	0	0	0
50 Mookie Betts, R (1, 9) 36 Carlos Beltrán, S (6, 9) 21 Michael Saunders, L (8, 9)	0-1 13 HR 1B			2-2 G1-4-3 1B			2-1 F8			2	1	1	0	0	0	2
13 Salvador Perez, R (1, 2) 32 Matt Wieters, S (6, 2)	1-1 HR			2-1 G5-3			2-3 K			2	1	1	2	0	0	0
25 Jackie Bradley Jr., L (1, 7) 45 Mark Trumbo, R (6, 7)	0-1 1B			0-2 27 FC5-4 1B			1-2 E6 20 FC5-4 22 BB			2	0	2	0	0	0	0

Inning Stats	R: 0	H: 1	E: 0	LOB: 1	K: 0	P: 16	R: 3	H: 4	E: 0	LOB: 1	K: 2	P: 22	R: 1	H: 2	E: 0	LOB: 2	K: 0	P: 13	R: 0	H: 1	E: 0	LOB: 0	K: 0	P: 12	R: 0	H: 0	E: 0	LOB: 0	K: 1	P: 18	R: 0	H: 0	E: 1	LOB: 3	K: 0	P: 21	R: 0	H: 0	E: 0	LOB: 0	K: 2	P: 10	1B: 5	SF: 0	2B: 1	SAC: 0	3B: 0	DP: 1	HR: 2	HBP: 0	WP: 0	PA: 35
--------------	------	------	------	--------	------	-------	------	------	------	--------	------	-------	------	------	------	--------	------	-------	------	------	------	--------	------	-------	------	------	------	--------	------	-------	------	------	------	--------	------	-------	------	------	------	--------	------	-------	-------	-------	-------	--------	-------	-------	-------	--------	-------	--------

PITCHER	IP	WLS	BF	H	R	ER	SO	BB	IBB	HBP	BLK	WP	HR	S	P	ERA	WHIP
47 Johnny Cueto, R (1, 1) ERA: 16.2	1.2	L	10	5	3	3	1	0	0	0	0	0	2	25	32	16.20	3.000
16 José Fernández, R (2, 1) ERA: 6.75	1.1		6	2	1	1	1	1	0	0	0	0	0	16	26	6.75	2.250
13 Drew Pomeranz, L (4, 1) ERA:	1.0		4	1	0	0	0	0	0	0	0	0	0	10	12	0.00	1.000
49 Julio Teheran, R (5, 1) ERA:	1.0		3	0	0	0	0	0	0	0	0	0	0	9	12	0.00	0.000
31 Max Scherzer, R (6, 1) ERA:	1.0		3	0	0	0	1	0	0	0	0	0	0	12	18	0.00	0.000

National League All-Stars @ American League All-Stars
Petco Park, San Diego, CA
 Tue Jul 12 2016, 5:22 PM - 8:27 PM PDT
 Att. 42,386 - Clear - 72 F

AB	32
R	4
H	8
RBI	4
BB	3
SO	5
LOB	15




Batter	1	2	3	4	5	6	7	8	9	10	AB	R	H	RBI	BB	SO	LOB	TOP			
27 Jose Altuve, R (1, 4) 6 Jonathan Schoop, R (4, 4) 22 Robinson Canó, L (7, PH) (7, 4)	G1-3		K		K		K			HR	2	0	0	0	0	1	0	American League All-Stars @ National League All-Stars Marlins Park, Miami, FL Tue Jul 11 2017, 8:23 PM - 11:38 PM EDT Att: 37,188 - Roof Closed - 73 F			
11 José Ramírez, S (1, 5) 22 Miguel Sanó, R (4, 5) 8 Mike Moustakas, L (7, 5)	1B		1B		1B			F9		K	2	0	2	0	0	0	0				
99 Aaron Judge, R (1, 9) 8 Justin Upton, R (5, 9)	K		G6-3		L8			K		K	3	0	0	0	0	1	3				
4 George Springer, R (1, 7) 23 Michael Brantley, L (6, 7)	K			K		F8		1B		G1-6-3	3	0	0	0	0	2	1				
1 Carlos Correa, R (1, 6) 12 Francisco Lindor, S (5, 6)		L8		K		K		K			2	0	0	0	0	1	0				
14 Justin Smoak, S (1, 3) 17 Yonder Alonso, L (4, 3)		1B		BB		1B				26 BLK 23 S	1	0	1	0	1	0	0				
10 Corey Dickerson, L (1, 10) 23 Nelson Cruz, R (6, PH) (6, 10)		F7		K		F8				K	2	0	0	0	0	1	2				
13 Salvador Perez, R (1, 2) 24 Gary Sánchez, R (6, 2)		L9				P4		G4-3		K	2	0	0	0	0	0	1				
50 Mookie Betts, R (1, 8) 26 Avisail García, R (6, 8)			G3		F8		L7			K	2	0	0	0	0	0	1				
Inning Stats	R: 0 E: 0 K: 2 S: 10	H: 1 LOB: 1 BB: 0 P: 15	R: 0 E: 0 K: 0 S: 9	H: 1 LOB: 1 BB: 0 P: 11	R: 0 E: 0 K: 1 S: 10	H: 1 LOB: 1 BB: 0 P: 14	R: 0 E: 0 K: 3 S: 11	H: 0 LOB: 1 BB: 1 P: 20	R: 1 E: 0 K: 0 S: 14	H: 2 LOB: 1 BB: 0 P: 17	R: 0 E: 0 K: 1 S: 9	H: 1 LOB: 1 BB: 0 P: 13	R: 0 E: 0 K: 1 S: 12	H: 0 LOB: 0 BB: 0 P: 14	R: 0 E: 0 K: 1 S: 10	H: 0 LOB: 0 BB: 0 P: 13	1B: 8 2B: 1 3B: 0 HR: 1		SF: 0 SAC: 0 DP: 1 HBP: 0	WP: 0 PB: 0 SB: 2 CS: 0	PA: 40
PITCHER	IP WLS BF H R ER SO BB IBB HBP BLK WP HR S P ERA WHIP	IP WLS BF H R ER SO BB IBB HBP BLK WP HR S P ERA WHIP	IP WLS BF H R ER SO BB IBB HBP BLK WP HR S P ERA WHIP	IP WLS BF H R ER SO BB IBB HBP BLK WP HR S P ERA WHIP	IP WLS BF H R ER SO BB IBB HBP BLK WP HR S P ERA WHIP	IP WLS BF H R ER SO BB IBB HBP BLK WP HR S P ERA WHIP	IP WLS BF H R ER SO BB IBB HBP BLK WP HR S P ERA WHIP	IP WLS BF H R ER SO BB IBB HBP BLK WP HR S P ERA WHIP	IP WLS BF H R ER SO BB IBB HBP BLK WP HR S P ERA WHIP	IP WLS BF H R ER SO BB IBB HBP BLK WP HR S P ERA WHIP	IP WLS BF H R ER SO BB IBB HBP BLK WP HR S P ERA WHIP	IP WLS BF H R ER SO BB IBB HBP BLK WP HR S P ERA WHIP	IP WLS BF H R ER SO BB IBB HBP BLK WP HR S P ERA WHIP	IP WLS BF H R ER SO BB IBB HBP BLK WP HR S P ERA WHIP	IP WLS BF H R ER SO BB IBB HBP BLK WP HR S P ERA WHIP	IP WLS BF H R ER SO BB IBB HBP BLK WP HR S P ERA WHIP	IP WLS BF H R ER SO BB IBB HBP BLK WP HR S P ERA WHIP	IP WLS BF H R ER SO BB IBB HBP BLK WP HR S P ERA WHIP	IP WLS BF H R ER SO BB IBB HBP BLK WP HR S P ERA WHIP		
31 Max Scherzer, R (1, 1) 17 Pat Neshek, R (2, 1) 18 Carlos Martinez, R (3, 1) 57 Alex Wood, L (5, 1) 21 Zack Greinke, R (6, 1)	1.0 4 1 0 0 0 2 0 0 0 0 0 10 15 0.00 1.000	1.0 4 1 0 0 0 0 0 0 0 0 9 11 0.00 1.000	2.0 8 1 0 0 4 1 0 0 0 0 21 34 0.00 1.000	1.0 5 2 1 1 0 0 0 0 0 0 14 17 9.00 2.000	1.0 4 1 0 0 1 0 0 0 0 0 9 13 0.00 1.000	7.1 1.0 4 1 0 0 2 0 0 0 0 0 10 14 0.00 0.000	8.1 1.0 4 1 0 0 2 0 0 0 0 0 12 17 0.00 1.000	9.1 1.0 4 1 0 0 3 0 0 0 1 0 0 13 19 0.00 1.000	10.1 1.0 L 4 2 1 1 1 0 0 0 0 0 10 13 9.00 2.000												

livebaseballscores.com

AB	39
R	2
H	10
RBI	2
BB	1
SO	14
LOB	13



Batter	1	2	3	4	5	6	7	8	9	10	AB	R	H	RBI	BB	SO	LOB
19 Charlie Blackmon, L 11 Ender Inciarte, L	F9		K		G4-3			L3		G6-3	3	0	0	0	0	1	1
27 Giancarlo Stanton, R 19 Joey Votto, L	K		K		G2-3			K		BB	3	0	0	0	0	2	1
34 Bryce Harper, L 35 Cody Bellinger, L	1B		28 WP BB				G4-3	G4-3		K	1	0	1	0	1	0	0
28 Buster Posey, R 4 Yadier Molina, R	F8		BB		BB		HR		44 F8 22 PB BB		1	0	0	0	1	0	1
20 Daniel Murphy, L 5 Josh Harrison, R		11 28 1B G4-6-3	G5-3				K		K		2	0	1	0	0	0	3
28 Nolan Arenado, R 10 Justin Turner, R 22 Jake Lamb, L		11 G4-6-3 1B			11 F8-4 1B		P4		30 DI BB		2	0	2	0	0	0	0
11 Ryan Zimmerman, R 44 Paul Goldschmidt, R		G4-6-3			F8-4			F9		F8	2	0	0	0	0	0	3
13 Marcell Ozuna, R 30 Michael Conforto, L		K2-3			G6-3					K	2	0	0	0	0	1	1
2 Zack Cozart, R 5 Corey Seager, L					G6-3					L9	2	0	1	0	0	0	0

BOTTOM	
AB 34 R 1 H 7 RBI 1 BB 5 SO 9 LOB 17	

Inning Stats	R: 0	H: 1	E: 0	K: 1	S: 11	P: 16	R: 0	H: 2	E: 0	K: 1	S: 9	P: 12	R: 0	H: 1	E: 0	K: 2	S: 12	P: 23	R: 0	H: 1	E: 0	K: 0	S: 6	P: 10	R: 0	H: 0	E: 0	K: 0	S: 9	P: 11	R: 1	H: 1	E: 0	K: 1	S: 10	P: 18	R: 0	H: 1	E: 0	K: 0	S: 7	P: 9	R: 0	H: 0	E: 0	K: 1	S: 8	P: 14	R: 0	H: 0	E: 0	K: 2	S: 12	P: 25	R: 0	H: 0	E: 0	K: 1	S: 10	P: 21	1B: 6	2B: 1	3B: 0	HR: 1	SF: 0	SAC: 0	DP: 3	HBP: 0	WP: 2	PA: 39
PITCHER 41 Chris Sale, L ERA: 1.00 68 Dellin Betances, R ERA: 1.00 51 Jason Vargas, L ERA: 1.00 27 Brandon Kintzler, R ERA: 1.00 54 Ervin Santana, R ERA: 9.00	PITCHER 54 Roberto Osuna, R ERA: 1.00 47 Chris Devenski, R ERA: 1.00 46 Craig Kimbrel, R ERA: 1.00 24 Andrew Miller, L ERA: 1.00																																																																					

American League All-Stars @ National League All-Stars
 Marlins Park, Miami, FL
 Tue Jul 11 2017, 8:23 PM - 11:38 PM EDT
 Att. 37,188 - Roof Closed - 73 F

livebaseballscores.com

Batter	1	2	3	4	5	6	7	8	9	10	AB	R	H	RBI	BB	SO	LOB	TOP			
50 Mookie Betts, R 23 Michael Brantley, L OBP: 0.333, SLG: 0.500											3	0	0	0	0	2	0				
27 Jose Altuve, R 8 Jed Lowrie, S OBP: 0.333, SLG: 0.333											3	0	1	0	0	1	0				
27 Mike Trout, R 17 Mitch Haniger, R OBP: 0.667, SLG: 2.000											2	1	1	1	1	0	1				
28 J.D. Martinez, R 23 Nelson Cruz, R OBP: 0.500, SLG: 0.500											2	0	1	0	0	1	0				
17 Shin-Soo Choo, L OBP: 0.500, SLG: 0.500											2	1	1	0	0	0	0				
11 José Ramirez, S 2 Alex Bregman, R OBP: 0.333, SLG: 1.333											2	0	0	0	0	1	2				
99 Aaron Judge, R 4 George Springer, R OBP: 0.667, SLG: 2.000											2	1	1	1	1	0	1				
13 Manny Machado, R 12 Francisco Lindor, S 2 Jean Segura, R OBP: 1.000, SLG: 2.500											2	0	0	0	0	0	1				
79 José Abreu, R 18 Mitch Moreland, L OBP: 0.667, SLG: 0.667											2	0	0	0	0	1	1				
13 Salvador Perez, R 7 Yan Gomes, R											2	0	0	0	0	2	0				
Inning Stats	R: 0 E: 0 K: 2 S: 13	H: 1 LOB: 2 BB: 1 P: 19	R: 1 E: 0 K: 2 S: 12	H: 1 LOB: 0 BB: 0 P: 13	R: 1 E: 0 K: 1 S: 10	H: 1 LOB: 1 BB: 1 P: 17	R: 0 E: 0 K: 1 S: 10	H: 0 LOB: 1 BB: 0 P: 15	R: 0 E: 0 K: 2 S: 14	H: 1 LOB: 2 BB: 1 P: 23	R: 3 E: 0 K: 2 S: 22	H: 4 LOB: 1 BB: 0 P: 34	R: 0 E: 0 K: 0 S: 12	H: 0 LOB: 0 BB: 0 P: 17	R: 3 E: 0 K: 1 S: 19	H: 4 LOB: 1 BB: 0 P: 26	1B: 8 2B: 0 3B: 0 HR: 5	SF: 1 SAC: 0 DP: 0 HBP: 0	WP: 0 PB: 0 SB: 0 CS: 0	PA: 47	
PITCHER	IP WLS BF H R ER SO	IP WLS BF H R ER SO	IP WLS BF H R ER SO	IP WLS BF H R ER SO	IP WLS BF H R ER SO	IP WLS BF H R ER SO	IP WLS BF H R ER SO	IP WLS BF H R ER SO	IP WLS BF H R ER SO	IP WLS BF H R ER SO	IP WLS BF H R ER SO	IP WLS BF H R ER SO	IP WLS BF H R ER SO	IP WLS BF H R ER SO	IP WLS BF H R ER SO	IP WLS BF H R ER SO	IP WLS BF H R ER SO	ERA WHIP	ERA WHIP		
31 Max Scherzer, R ERA: 4.5	2.0	9	2	1	1	4	0	0	0	0	0	0	0	0	0	0	0	0	0	4.50	1.500
48 Jacob deGrom, R ERA: 9.0	1.0	4	1	1	1	1	0	0	0	0	0	0	0	0	0	1	10	15	9.00	1.000	
26 Mike Foltyniewicz, R ERA:	1.0	4	0	0	0	1	1	0	0	0	0	0	0	0	0	0	10	17	0.00	1.000	
27 Aaron Nola, R ERA:	1.0	4	1	0	0	2	0	0	0	0	0	0	0	0	0	10	15	0.00	1.000		
32 Jeremy Jeffress, R ERA:	1.0	4	0	0	0	0	1	0	0	0	0	0	0	0	10	15	0.00	1.000			
73 Felipe Vázquez, L ERA:	(7, 1)	1.0	5	4	3	1	1	0	0	0	0	0	0	0	0	0	0	0	0	0.00	2.000
71 Josh Hader, L ERA: 27.0	(8, 1)	0.1	5	4	3	1	1	0	0	0	0	0	0	0	0	1	16	26	27.00	12.000	
52 Brad Hand, L ERA:	(8, 1)	1.0	3	0	0	0	1	0	0	0	0	0	0	0	0	9	12	0.00	0.000		
22 Ross Stripling, R ERA: 16.2	(9, 1)	1.2	9	4	3	3	1	0	0	0	0	0	0	0	2	28	39	16.20	2.400		

American League All-Stars
Nationals Park, Washington, DC

livebaseballscores.com

AB 42
R 8
H 13
RBI 8
BB 4
SO 13
LOB 16



Tue Jul 17 2018, 8:24 PM - 11:57 PM EDT
Att. 43,843 - Partly Cloudy - 82 F

Batter	1	2	3	4	5	6	7	8	9	10	AB	R	H	RBI	BB	SO	LOB
9 Javier Báez, R (1, 4) <small>OBP: 0.333, SLG: 0.333</small> 1 Ozzie Albies, S (6, 4) 3 Scooter Gennett, L (9, PH) <small>OBP: 1.000, SLG: 4.000</small>	 1B		 G1-3		 F9		 G4-3		 HR		3	0	1	0	0	0	0
28 Nolan Arenado, R (1, 5) 7 Eugenio Suárez, R (6, 5)	 F7		 K2-3		 BB		 24 WP HBP		 K		2	0	0	0	1	1	1
44 Paul Goldschmidt, R (1, 10) 4 Yadier Molina, R (5, PH) 24 Jesús Aguilar, R (7, PH)	 K		 BB		 F8		 P6		 F8		1	0	0	0	1	1	1
5 Freddie Freeman, L (1, 3) 19 Joey Votto, L (6, 3)	 F8		 G4-3		 F9		 G4-3		 HR		2	0	0	0	0	0	2
27 Matt Kemp, R (1, 7) 22 Christian Yelich, L (6, 7)	 2B		 K		 G4-3		 HR		 K		2	0	1	0	0	1	0
34 Bryce Harper, L (1, 8) 19 Charlie Blackmon, L (6, 8)	 K		 K		 F7		 K		 G3		2	0	0	0	0	2	1
22 Nick Markakis, L (1, 9) 6 Lorenzo Cain, R (6, 9)	 F7		 BB		 L9		 K		 F9		1	0	0	0	1	0	1
35 Brandon Crawford, L (1, 6) 27 Trevor Story, R (6, 6)	 K		 K		 HR		 K		 K		2	0	0	0	0	2	2
40 Wilson Contreras, R (1, 2) 11 J.T. Realmuto, R (6, 2)	 HR		 HR		 G6-3		 24 WP 1 G4-3 BB		 3 HR BB		2	1	1	1	0	0	0

Inning Stats	R: 0	H: 1	E: 0	K: 1	S: 7	H: 1	LOB: 1	P: 9	R: 0	H: 1	E: 0	K: 2	S: 9	H: 1	LOB: 1	P: 14	R: 1	H: 1	E: 0	K: 1	S: 11	H: 1	LOB: 1	P: 21	R: 0	H: 0	E: 0	K: 3	S: 13	R: 0	H: 0	E: 0	K: 0	S: 5	R: 1	H: 1	E: 0	K: 0	S: 16	R: 0	H: 0	E: 0	K: 0	S: 10	R: 1	H: 1	E: 0	K: 0	S: 11	R: 2	H: 1	E: 0	K: 2	S: 12	R: 1	H: 1	E: 0	K: 1	S: 9	H: 1	LOB: 0	P: 12	1B: 1	SF: 0	2B: 1	SAC: 0	3B: 0	DP: 0	HR: 5	HBP: 1	WP: 1	PA: 43
--------------	------	------	------	------	------	------	--------	------	------	------	------	------	------	------	--------	-------	------	------	------	------	-------	------	--------	-------	------	------	------	------	-------	------	------	------	------	------	------	------	------	------	-------	------	------	------	------	-------	------	------	------	------	-------	------	------	------	------	-------	------	------	------	------	------	------	--------	-------	-------	-------	-------	--------	-------	-------	-------	--------	-------	--------

PITCHER	IP	WLS	BF	H	R	ER	SO	BB	IBB	HBP	BLK	WP	HR	S	P	ERA	WHIP
41 Chris Sale, L (1, 1)	1.0		4	1	0	0	1	0	0	0	0	0	0	7	9	0.00	1.000
40 Luis Severino, R (2, 1)	1.0	H	4	1	0	0	2	0	0	0	0	0	0	9	14	0.00	1.000
4 Blake Snell, L (3, 1)	1.2	H	8	1	1	1	3	2	0	0	0	0	1	19	39	5.40	1.800
77 Joe Jiménez, R (4, 1)	0.1	H	1	0	0	0	1	0	0	0	0	0	0	5	8	0.00	0.000
17 José Berríos, R (5, 1)	1.0	H	4	0	0	0	0	1	0	0	0	0	0	5	13	0.00	1.000

BOTTOM

American League All-Stars @ National League All-Stars
Nationals Park, Washington, DC

Tue Jul 17 2018, 8:24 PM - 11:57 PM EDT
Att. 43,843 - Partly Cloudy - 82 F

AB	37
R	6
H	7
RBI	6
BB	5
SO	12
LOB	12

Batter	1	2	3	4	5	6	7	8	9	AB R H RBI BB SO LOB	TOP
22 Christian Yelich, L 17 Kris Bryant, R 6 Jeff McNeil, L	1-1 L3		1-3 K			3-3 K		0-1 F7		2 0 0 0 0 1 1 1 0 0 0 0 1 0 1 0 0 0 0 0 2	
9 Javier Báez, R 27 Trevor Story, R 12 Paul DeJong, R	3-3 K		0-0 F7			3-3 K		4-1 11 S 20 1B BB		2 0 0 0 0 1 1 1 0 0 0 0 1 0 0 0 0 0 1 0 0	
5 Freddie Freeman, L 19 Charlie Blackmon, L OBP: 0.500, SLG: 2.000	1-3 K				4-0 28 G5-3 BB	1-0 HR		1-3 K		1 0 0 0 1 1 0 2 1 1 1 0 1 3	

35 Cody Bellinger, L 20 Pete Alonso, R OBP: 0.500, SLG: 0.500		2-3 K		2-3 K		1-3 K		1-2 11 S 1B		2 0 0 0 0 2 1 2 0 1 2 0 1 0	
28 Nolan Arenado, R 11 Mike Moustakas, L		1-2 F8		0-1 G5-3		0-0 F7		3-1 P2		2 0 0 0 0 0 1 2 0 0 0 0 0 2	
55 Josh Bell, S OBP: 0.500, SLG: 0.500 10 J.T. Realmuto, R (7, PH)		2-2 1B		0-1 G4-3		3-2 P3				2 0 1 0 0 0 1 2 0 0 0 0 1 0	

40 Willson Contreras, R 13 Max Muncy, L		0-1 G1-3		2-3 K		1-2 G6-3				2 0 0 0 0 1 1 2 0 0 0 0 1 0	
4 Ketel Marte, S OBP: 0.500, SLG: 1.000 10 Yasmani Grandal, S (5, 2)			1-1 2B		3-3 K		4-2 12 BB 20 1B 26 1B BB			2 0 1 0 0 1 0 1 1 0 0 1 1 0	
13 Ronald Acuña Jr., R 26 David Dahl, L OBP: 1.000, SLG: 1.000		2-3 K		3-3 K			2-2 12 BB 20 1B 1B			2 0 0 0 0 2 1 1 1 1 0 0 0 0	

Inning Stats	R: 0	H: 0	E: 0	K: 2	S: 9	P: 14	R: 0	H: 1	E: 0	K: 1	S: 12	P: 17	R: 0	H: 1	E: 0	K: 2	S: 9	P: 13	R: 0	H: 0	E: 0	K: 1	S: 7	P: 13	R: 0	H: 0	E: 0	K: 3	S: 11	P: 19	R: 1	H: 1	E: 0	K: 3	S: 11	P: 19	R: 0	H: 0	E: 0	K: 0	S: 8	P: 12	R: 2	H: 2	E: 0	K: 1	S: 18	P: 33	R: 0	H: 0	E: 0	K: 3	S: 9	P: 12	1B: 3	SF: 0	2B: 1	SAC: 0	3B: 0	DP: 0	HR: 1	HBP: 0	WP: 0	PA: 35
--------------	------	------	------	------	------	-------	------	------	------	------	-------	-------	------	------	------	------	------	-------	------	------	------	------	------	-------	------	------	------	------	-------	-------	------	------	------	------	-------	-------	------	------	------	------	------	-------	------	------	------	------	-------	-------	------	------	------	------	------	-------	-------	-------	-------	--------	-------	-------	-------	--------	-------	--------

PITCHER	IP	WLS	BF	H	R	ER	SO	BB	IBB	HBP	BLK	WP	HR	S	P	ERA	WHIP
35 Justin Verlander, R ERA: 1.000	1.0		3	0	0	0	2	0	0	0	0	0	0	9	14	0.00	0.000
19 Masahiro Tanaka, R ERA: 1.000	1.0	W	4	1	0	0	1	0	0	0	0	0	0	12	17	0.00	1.000
17 José Berrios, R ERA: 1.000	1.0	H	4	1	0	0	2	0	0	0	0	0	0	9	13	0.00	1.000
27 Lucas Giolito, R ERA: 1.000	1.0	H	4	0	0	0	1	1	0	0	0	0	0	7	13	0.00	1.000
57 Shane Bieber, R ERA: 1.000	1.0	H	3	0	0	0	3	0	0	0	0	0	0	11	19	0.00	0.000

PITCHER	IP	WLS	BF	H	R	ER	SO	BB	IBB	HBP	BLK	WP	HR	S	P	ERA	WHIP
16 Liam Hendriks, R ERA: 9.0	1.0	H	4	1	1	1	3	0	0	0	0	0	0	11	19	9.00	1.000
61 Shane Greene, R ERA: 1.000	1.0	H	3	0	0	0	0	0	0	0	0	0	0	8	12	0.00	0.000
33 Brad Hand, L ERA: 18.0	1.0	H	7	2	2	2	1	2	0	0	0	0	0	18	33	18.00	4.000
54 Aroldis Chapman, L ERA: 1.000	1.0	S	3	0	0	0	3	0	0	0	0	0	0	9	12	0.00	0.000

National League All-Stars @ American League All-Stars
 Progressive Field, Cleveland, OH
 Tue Jul 09 2019, 8:16 PM - 11:03 PM EDT
 Att. 36,747 - Clear - 75 F

livebaseballscores.com

AB	32
R	3
H	5
RBI	3
BB	3
SO	16
LOB	14



Batter	1	2	3	4	5	6	7	8	9
4 George Springer, R OBP: 0.500, SLG: 0.500 12 Francisco Lindor, S	(1, 9) (5, PH) (6, 6) C SI 90 X SI 91 0-1 45 G4-3 26 G1-3 1B		F FF 99 B FF 98 S FF 99 S SL 94 1-3 K		S FF 97 C FC 93 B FF 97 S KC 82 1-3 K		C CU 77 X SL 81 0-1 G5-3		
26 DJ LeMahieu, R 25 Gleyber Torres, R OBP: 0.500, SLG: 0.500	(1, 4) (5, PH) (6, 4) B FF 89 B FF 88 F FC 88 X CH 80 2-1 G1-3 1-2		X FF 99 0-0 G1-3		C FC 92 S FF 96 S SL 84 0-3 K		S SI 96 X SI 96 0-1 79 G6-4-3 1B		
45 Mike Trout, R 15 Whit Merrifield, R	(1, 8) (6, 8) B FF 89 X FC 89 1-0 G4-3 2-3		B CH 93 X FF 98 1-0 P3		B FF 93 B SI 92 B SI 92 X FF 92 3-0 F7		B FF 98 S SI 96 F SL 89 B FF 99 S FF 99 2-3 K		
41 Carlos Santana, S 79 José Abreu, R	(1, 3) (7, 3) B CU 74 B FC 89 S CH 81 X FC 89 2-1 G6-3		B SI 97 S CH 88 S CH 87 S CH 88 2-3 K		X SI 94 0-0 G4-3		B SI 98 F FF 99 X SL 89 1-1 G6-4-3 1-2f		
28 J.D. Martinez, R 20 Daniel Vogelbach, L	(1, 10) (6, PH) (7, 10) B FF 91 F SL 88 X SL 87 1-1 F7		S SI 98 B SL 87 S CH 88 1-3 K		B FF 95 B CH 83 B SI 92 S FF 93 X FF 94 3-1 F7				
5 Alex Bregman, R 26 Matt Chapman, R	(1, 5) (6, 5) F FF 91 B CU 72 S SL 87 X SL 86 2-2 23 2B 1B		B SL 86 B SI 98 C FF 97 S FF 98 X FF 97 3-2 G4-3		C FF 99 C SI 99 B CH 90 F SI 99 B CH 89 B FF 99 4-2 33 1B 2 G6-4-3 BB				
24 Gary Sánchez, R 33 James McCann, R	(1, 2) (6, 2) B SL 86 X FF 91 1-0 F8		S FF 96 F FF 98 F FF 97 B KC 83 B FF 97 B SI 97 X FF 96 3-2 17 G3-1 11 1B 2B		F SI 98 X SI 98 0-1 2 G6-4-3 1B				
23 Michael Brantley, L 17 Austin Meadows, L	(1, 7) (4, 7) (6, 9) (7, PH) (8, 9) B FF 91 X FF 91 1-0 2B		B FF 98 B FC 93 X FF 97 2-0 G3-1		F SI 97 F FF 97 X FF 98 0-2 G6-4-3 1-2f 3-H				
11 Jorge Polanco, S 13 Joey Gallo, L	(1, 6) (6, 7) C FF 90 B CU 72 F SL 87 S CU 72 1-3 K		C FC 94 X FC 93 0-1 3-H 1B		X FF 94 0-0 HR				

Inning Stats	R: 0	H: 1	E: 0	LOB: 1	K: 0	BB: 0	S: 7	P: 12
	R: 1	H: 2	E: 0	LOB: 1	K: 1	BB: 0	S: 10	P: 16
	R: 0	H: 0	E: 0	LOB: 0	K: 2	BB: 0	S: 5	P: 7
	R: 0	H: 0	E: 0	LOB: 0	K: 2	BB: 0	S: 9	P: 15
	R: 1	H: 2	E: 0	LOB: 1	K: 2	BB: 0	S: 13	P: 19
	R: 0	H: 0	E: 0	LOB: 0	K: 0	BB: 0	S: 4	P: 10
	R: 2	H: 2	E: 0	LOB: 0	K: 0	BB: 1	S: 11	P: 15
	R: 0	H: 1	E: 0	LOB: 0	K: 1	BB: 0	S: 7	P: 10

PITCHER										PITCHER																								
IP	WLS	BF	H	R	ER	SO	BB	IBB	HBP	BLK	WP	HR	S	P	ERA	WHIP	IP	WLS	BF	H	R	ER	SO	BB	IBB	HBP	BLK	WP	HR	S	P	ERA	WHIP	
99 Hyun Jin Ryu, L	(1, 1)	1.0		4	1	0	0	0	0	0	0	0	7	12	0.00	1.000	40 Michael Soroka, R	(6, 1)	1.0		3	0	0	0	0	0	0	0	4	10	0.00	0.000		
22 Clayton Kershaw, L	(2, 1)	1.0	L	5	2	1	1	0	0	0	0	0	10	16	9.00	2.000	53 Brandon Woodruff, R	(7, 1)	0.2		3	1	1	0	1	0	0	0	0	0	8	12	13.50	3.000
48 Jacob deGrom, R	(3, 1)	1.0		3	0	0	0	1	0	0	0	0	5	7	0.00	0.000	13 Will Smith, L	(7, 1)	0.1		2	1	1	1	0	0	0	0	0	1	3	3	27.00	3.000
58 Luis Castillo, R	(4, 1)	1.0		3	0	0	0	2	0	0	0	0	9	15	0.00	0.000	22 Sandy Alcantara, R	(8, 1)	1.0		3	1	0	0	1	0	0	0	0	0	7	10	0.00	1.000
21 Walker Buehler, R	(5, 1)	1.0		5	2	1	1	2	0	0	0	0	0	13	19	9.00	2.000																	

BOTTOM

National League All-Stars @ American League All-Stars
Progressive Field, Cleveland, OH
Tue Jul 09 2019, 8:16 PM - 11:03 PM EDT
Att. 36,747 - Clear - 75 F

AB	30
R	4
H	8
RBI	3
BB	1
SO	7
LOB	11



1B:	5	SF:	0	WP:	0	PA:	31
2B:	2	SAC:	0	PB:	0		
3B:	0	DP:	2	SB:	0		
HR:	1	HBP:	0	CS:	0		

Batter	1	2	3	4	5	6	7	8	9	AB	R	H	RBI	BB	SO	LOB	TOP
17 Shohei Ohtani, L OBP: 1.000, SLG: 1.000 24 Miguel Cabrera, R (5, PH) (5, 10) 28 J.D. Martinez, R (7, PH) (7, 10) 99 Aaron Judge, R 30 Kyle Tucker, L (1, 9) (4, 9) 11 Rafael Devers, L 11 José Ramírez, S 23 Ty France, R (1, 5) (3, 5) (8, PH) (8, 3) 27 Vladimir Guerrero Jr., R 2 Luis Arraez, L (1, 3) (4, 3) (8, 5) 27 Giancarlo Stanton, R 16 Andrew Benintendi, L (1, 7) (4, 7) 25 Byron Buxton, R 44 Julio Rodríguez, R (1, 8) (4, 8) 7 Tim Anderson, R 2 Xander Bogaerts, R 5 Corey Seager, L (1, 6) (4, 6) (7, 6) 0 Andrés Giménez, L 5 Santiago Espinal, R (1, 4) (4, 4) 30 Alejandro Kirk, R 39 Jose Trevino, R OBP: 0.500, SLG: 0.500 (1, 2) (5, 2) 58 Luis Castillo, R ERA: 27.0 (5, 1)	0-0 K 1B 1-2	1-3 K 1-2	4-2 BB 0-3 K 1-2	4-2 BB 0-3 K 1-2	1-0 G6-3 0-3 K 1B	0-0 G6-3 0-3 K 1B	0-3 K 2-1 P5 1-3 K 0-2 1B 1-3 K 0-1 F9 2-2 G3 2-3 K 1-1 G6-3 2-1 1B	1-2 G5-3 1-3 K 0-2 1B 1-3 K 0-1 K 0-2 G3 4-2 39 G6-3 BB 0-1 G6-3 1-2 G6-3	1 0 1 0 1 0 0 1 0 0 0 0 0 0 2 0 0 0 0 1 2 2 0 0 0 0 2 2 2 0 0 0 0 1 1 0 0 0 0 1 0 0 2 1 2 0 0 0 0 1 0 0 0 0 1 0 2 0 0 0 0 0 2 2 0 1 0 0 1 1 2 1 1 2 0 1 0 2 0 0 0 0 1 1 2 1 1 1 0 1 0 2 0 0 0 0 0 1 2 0 1 0 0 0 0 1 0 0 0 0 1 0 1 0 0 0 0 0 0 2 0 0 0 0 2 1 1 0 0 0 1 0 0 2 0 0 0 0 0 1 2 0 1 0 0 0 1	1B: 6 SF: 0 2B: 0 SAC: 0 3B: 0 DP: 0 HR: 2 HBP: 0	WP: 0 PA: 37 PB: 0 SB: 0 CS: 0						
Inning Stats	R: 0 H: 1 E: 0 LOB: 1 K: 1 BB: 1 S: 10 P: 17	R: 0 H: 0 E: 0 LOB: 0 K: 2 BB: 0 S: 10 P: 13	R: 0 H: 0 E: 0 LOB: 1 K: 2 BB: 1 S: 11 P: 16	R: 3 H: 4 E: 0 LOB: 1 K: 1 BB: 0 S: 22 P: 29	R: 0 H: 1 E: 0 LOB: 1 K: 2 BB: 0 S: 10 P: 14	R: 0 H: 0 E: 0 LOB: 0 K: 1 BB: 0 S: 6 P: 9	R: 0 H: 1 E: 0 LOB: 1 K: 1 BB: 0 S: 9 P: 14	R: 0 H: 1 E: 0 LOB: 1 K: 2 BB: 0 S: 15 P: 17	R: 0 H: 0 E: 0 LOB: 1 K: 0 BB: 1 S: 12 P: 19	1B: 6 SF: 0 2B: 0 SAC: 0 3B: 0 DP: 0 HR: 2 HBP: 0	WP: 0 PA: 37 PB: 0 SB: 0 CS: 0						
PITCHER	IP WLS BF H R ER SO BB IBB HBP BLK WP HR S P ERA WHIP	IP WLS BF H R ER SO BB IBB HBP BLK WP HR S P ERA WHIP	IP WLS BF H R ER SO BB IBB HBP BLK WP HR S P ERA WHIP	IP WLS BF H R ER SO BB IBB HBP BLK WP HR S P ERA WHIP	IP WLS BF H R ER SO BB IBB HBP BLK WP HR S P ERA WHIP	IP WLS BF H R ER SO BB IBB HBP BLK WP HR S P ERA WHIP	IP WLS BF H R ER SO BB IBB HBP BLK WP HR S P ERA WHIP	IP WLS BF H R ER SO BB IBB HBP BLK WP HR S P ERA WHIP	IP WLS BF H R ER SO BB IBB HBP BLK WP HR S P ERA WHIP	IP WLS BF H R ER SO BB IBB HBP BLK WP HR S P ERA WHIP	IP WLS BF H R ER SO BB IBB HBP BLK WP HR S P ERA WHIP						
22 Clayton Kershaw, L ERA: 22 Sandy Alcantara, R ERA: 44 Joe Musgrove, R ERA: 26 Tony Gonsolin, R ERA: 27.0 58 Luis Castillo, R ERA:	(1, 1) 1.0 (2, 1) 1.0 (3, 1) 1.0 (4, 1) 1.0 (5, 1) 1.0	(1, 1) 1.0 (2, 1) 1.0 (3, 1) 1.0 (4, 1) 1.0	(1, 1) 1.0 (2, 1) 1.0 (3, 1) 1.0 (4, 1) 1.0	(1, 1) 1.0 (2, 1) 1.0 (3, 1) 1.0 (4, 1) 1.0	(1, 1) 1.0 (2, 1) 1.0 (3, 1) 1.0 (4, 1) 1.0	(1, 1) 1.0 (2, 1) 1.0 (3, 1) 1.0 (4, 1) 1.0	(1, 1) 1.0 (2, 1) 1.0 (3, 1) 1.0 (4, 1) 1.0	(1, 1) 1.0 (2, 1) 1.0 (3, 1) 1.0 (4, 1) 1.0	(1, 1) 1.0 (2, 1) 1.0 (3, 1) 1.0 (4, 1) 1.0	(1, 1) 1.0 (2, 1) 1.0 (3, 1) 1.0 (4, 1) 1.0	(1, 1) 1.0 (2, 1) 1.0 (3, 1) 1.0 (4, 1) 1.0						
35 Joe Mantiplay, L ERA: 38 Devin Williams, R ERA: 56 Ryan Helsley, R ERA: 51 David Bednar, R ERA:	(6, 1) 1.0 (7, 1) 1.0 (8, 1) 1.0 (9, 1) 1.0	(6, 1) 1.0 (7, 1) 1.0 (8, 1) 1.0 (9, 1) 1.0	(6, 1) 1.0 (7, 1) 1.0 (8, 1) 1.0 (9, 1) 1.0	(6, 1) 1.0 (7, 1) 1.0 (8, 1) 1.0 (9, 1) 1.0	(6, 1) 1.0 (7, 1) 1.0 (8, 1) 1.0 (9, 1) 1.0	(6, 1) 1.0 (7, 1) 1.0 (8, 1) 1.0 (9, 1) 1.0	(6, 1) 1.0 (7, 1) 1.0 (8, 1) 1.0 (9, 1) 1.0	(6, 1) 1.0 (7, 1) 1.0 (8, 1) 1.0 (9, 1) 1.0	(6, 1) 1.0 (7, 1) 1.0 (8, 1) 1.0 (9, 1) 1.0	(6, 1) 1.0 (7, 1) 1.0 (8, 1) 1.0 (9, 1) 1.0	(6, 1) 1.0 (7, 1) 1.0 (8, 1) 1.0 (9, 1) 1.0						

American League All-Stars @ National League All-Stars
Dodger Stadium, Los Angeles, CA
Tue Jul 19 2022, 5:21 PM - 8:31 PM PDT
Att: 52,518 - Clear - 84 F

livebaseballscorecards.com

AB 34
R 3
H 8
RBI 3
BB 3
SO 12
LOB 13



Batter	1	2	3	4	5	6	7	8	9	AB	R	H	RBI	BB	SO	LOB
13 Ronald Acuña Jr., R OBP: 0.333, SLG: 0.667 8 Ian Happ, S	(1, 9) (6, 8)	(1, 3)			(3, 2)		(4, 2)			3	1	1	0	0	1	1
50 Mookie Betts, R OBP: 1.000, SLG: 1.000 22 Juan Soto, L	(1, 8) (3, PH) (4, 8) (6, 9)		(3, 2)		(2, 1)		(0, 0)			1	0	1	1	0	0	0
13 Manny Machado, R 27 Austin Riley, R OBP: 0.500, SLG: 0.500	(1, 5) (6, 5)		(1, 0)			(3, 3)		(2, 1)		2	0	0	0	0	0	1
46 Paul Goldschmidt, R OBP: 1.000, SLG: 4.000 5 Freddie Freeman, L 20 Pete Alonso, R 25 C.J. Cron, R	(1, 3) (3, PH) (4, 3) (7, 3)		(1, 0)			(4, 2)		(0, 1)		1	1	1	1	0	0	0
6 Trea Turner, R OBP: 0.500, SLG: 0.500 7 Dansby Swanson, R	(1, 6) (6, 6)		(2, 2)			(2, 2)		(2, 2)		2	0	1	0	0	0	0
40 Willson Contreras, R 16 Travis d'Arnaud, R	(1, 2) (6, 2)		(2, 2)			(2, 1)		(2, 0)		2	0	0	0	0	1	1
24 William Contreras, R 5 Albert Pujols, R 26 Garrett Cooper, R	(1, 10) (4, PH) (5, 10) (6, PH) (7, 10)		(2, 2)			(2, 2)				1	0	0	0	0	0	1
23 Joc Pederson, L 12 Kyle Schwarber, L	(1, 7) (6, 7)		(1, 2)							2	0	0	0	0	2	1
1 Jeff McNeil, L 9 Jake Cronenworth, L	(1, 4) (6, 4)		(1, 2)							1	0	0	0	0	0	0

Inning Stats	R: 2	H: 4	E: 0	LOB: 1	K: 14	S: 14	R: 0	H: 0	E: 0	LOB: 1	K: 3	S: 13	R: 0	H: 0	E: 0	LOB: 0	K: 0	S: 6	R: 0	H: 0	E: 1	LOB: 1	K: 1	S: 14	R: 0	H: 0	E: 0	LOB: 0	K: 0	S: 8	R: 0	H: 0	E: 0	LOB: 2	K: 2	S: 14	R: 0	H: 0	E: 0	LOB: 1	K: 0	S: 5	R: 0	H: 1	E: 0	LOB: 1	K: 0	S: 8	R: 0	H: 0	E: 0	LOB: 0	K: 3	S: 9	R: 0	H: 0	E: 0	LOB: 0	K: 3	S: 9	1B: 3	SF: 0	2B: 1	SAC: 0	3B: 0	DP: 1	HR: 1	HBP: 2	WP: 0	PA: 36
--------------	------	------	------	--------	-------	-------	------	------	------	--------	------	-------	------	------	------	--------	------	------	------	------	------	--------	------	-------	------	------	------	--------	------	------	------	------	------	--------	------	-------	------	------	------	--------	------	------	------	------	------	--------	------	------	------	------	------	--------	------	------	------	------	------	--------	------	------	-------	-------	-------	--------	-------	-------	-------	--------	-------	--------

PITCHER	IP	WLS	BF	H	R	ER	SO	BB	IBB	HBP	BLK	WP	HR	S	P	ERA	WHIP
18 Shane Bieber, L ERA: 18.0	(1, 1)	1.0	6	4	2	2	1	0	0	0	0	0	1	14	23	18.00	4.000
6 Alek Manoah, R ERA:	(2, 1)	1.0	4	0	0	0	3	0	0	1	0	0	0	13	18	0.00	0.000
59 Framber Valdez, L ERA:	(3, 1)	1.0	W	3	0	0	0	0	0	0	0	0	0	6	11	0.00	0.000
58 Paul Blackburn, R ERA:	(4, 1)	1.0	H	4	0	0	1	0	0	0	0	0	0	14	22	0.00	0.000
54 Martín Pérez, L ERA:	(5, 1)	1.0	H	3	0	0	0	0	0	0	0	0	0	8	16	0.00	0.000
65 Nestor Cortes, L ERA:	(6, 1)	1.0	H	5	0	0	2	1	0	1	0	0	0	14	27	0.00	1.000
48 Jorge López, R ERA:	(7, 1)	0.2	H	2	0	0	0	0	0	0	0	0	0	2	3	0.00	0.000
65 Gregory Soto, L ERA:	(7, 1)	0.1	H	2	0	0	0	1	0	0	0	0	0	3	7	0.00	3.000

BOTTOM

American League All-Stars @ National League All-Stars

Dodger Stadium, Los Angeles, CA

Tue Jul 19 2022, 5:21 PM - 8:31 PM PDT
Att. 52,518 - Clear - 84 F

AB	32
R	2
H	5
RBI	2
BB	2
SO	10
LOB	12



livebaseballscorecards.com

Batter	1	2	3	4	5	6	7	8	9	AB R H RBI BB SO LOB	TOP																					
13 Ronald Acuña Jr., R 22 Juan Soto, L OBP: 0.333, SLG: 0.333	(1, 9) (5, PH) (5, 9)									2 0 0 0 0 1 0 3 0 1 0 0 0 2																						
5 Freddie Freeman, L 28 Matt Olson, L 20 Pete Alonso, R	(1, 3) (5, 3) (7, PH) (7, 3)									1 0 0 0 1 0 0 1 0 0 0 0 1 0 2 0 0 0 0 2 3																						
50 Mookie Betts, R 8 Nick Castellanos, R OBP: 0.667, SLG: 0.500	(1, 8) (5, 8)									2 0 0 0 0 1 1 2 1 1 0 1 1 0																						
28 J.D. Martinez, R 12 Jorge Soler, R 35 Elias Díaz, R OBP: 0.500, SLG: 2.000	(1, 10) (6, PH) (6, 10) (8, PH) (8, 10)									2 1 2 0 0 0 0 1 0 0 0 0 0 0 2 1 1 2 0 1 2																						
28 Nolan Arenado, R 27 Austin Riley, R OBP: 0.500, SLG: 0.500	(1, 5) (5, 5)									2 0 0 0 0 0 2 2 0 1 0 0 0 0																						
3 Luis Arraez, L 1 Ozzie Albies, S	(1, 4) (5, 4)									2 0 2 1 0 0 0 2 0 0 0 0 1 2																						
12 Sean Murphy, R 16 Will Smith, R	(1, 2) (5, 2)									2 0 0 0 0 1 3 1 0 0 0 1 0 0																						
7 Corbin Carroll, L 12 Lourdes Gurriel Jr., R OBP: 0.500, SLG: 0.500	(1, 7) (5, 7)									2 0 0 0 0 1 2 2 0 1 0 0 1 1																						
11 Orlando Arcia, R 2 Geraldo Perdomo, S	(1, 6) (6, 6)									2 0 0 0 0 1 0 1 0 0 0 1 0 0																						
Inning Stats	R: 0 H: 0 E: 0 LOB: 0 K: 0 BB: 0 S: 7 P: 9	R: 0 H: 2 E: 0 LOB: 2 K: 1 BB: 0 S: 13 P: 20	R: 0 H: 0 E: 0 LOB: 1 K: 2 BB: 1 S: 12 P: 20	R: 1 H: 2 E: 0 LOB: 0 K: 0 BB: 0 S: 12 P: 14	R: 0 H: 0 E: 0 LOB: 0 K: 2 BB: 0 S: 9 P: 12	R: 0 H: 1 E: 1 LOB: 2 K: 2 BB: 0 S: 16 P: 24	R: 0 H: 1 E: 0 LOB: 2 K: 1 BB: 1 S: 13 P: 23	R: 2 H: 1 E: 0 LOB: 1 K: 2 BB: 2 S: 19 P: 31	R: 0 H: 2 E: 0 LOB: 2 K: 2 BB: 0 S: 11 P: 16	1B: 7 SF: 0 2B: 1 SAC: 0 3B: 0 DP: 0 HR: 1 HBP: 0	WP: 1 PA: 41 PB: 0 SB: 1 CS: 1																					
PITCHER	IP WLS BF H R ER SO BB IBB HBP BLK WP HR S P ERA WHIP											PITCHER	IP WLS BF H R ER SO BB IBB HBP BLK WP HR S P ERA WHIP																			
45 Gerrit Cole, R 17 Nathan Eovaldi, R 54 Sonny Gray, R 68 George Kirby, R 53 Carlos Estévez, R 78 Yentner Cano, R 68 Jordan Romano, R 21 Michael Lorenzen, R	(1, 1) (2, 1) (3, 1) (4, 1) (5, 1) (6, 1) (7, 1) (7, 1)	1.0 1.0 1.0 1.0 1.0 1.0 0.1 0.2		3 5 4 4 3 5 1 4	0 2 0 2 0 1 0 1	0 0 0 1 0 0 0 0	0 1 2 1 2 0 0 1	0 0 0 0 0 0 0 1	0 0 0 0 0 0 0 0	0 0 0 0 0 0 0 0	0 0 0 0 0 0 0 0	7 13 12 12 9 16 2 11	9 20 20 14 12 24 3 20	0.00 0.00 0.00 9.00 0.00 0.00 0.00 0.00	0.000 2.000 1.000 2.000 0.000 1.000 0.000 3.000	74 Félix Bautista, R 74 Kentley Jansen, R 49 Pablo López, R	(8, 1) (8, 1) (9, 1)	0.2 0.1 1.0	L 1 5	1 0 2	2 0 0	2 0 0	1 1 2	2 0 0	0 0 0	0 0 0	1 0 0	0 0 0	3 3 11	28 3 16	27.00 0.00 0.00	4.500 0.000 2.000

National League All-Stars @ American League All-Stars
T-Mobile Park, Seattle, WA
Tue Jul 11 2023, 5:24 PM - 8:26 PM PDT
Att: 47,159 - Clear - 74 F

livebaseballscores.com

AB	36
R	3
H	9
RBI	3
BB	4
SO	12
LOB	18



Batter	1	2	3	4	5	6	7	8	9	AB	R	H	RBI	BB	SO	LOB
2 Marcus Semien, R (1, 4) 15 Whit Merrifield, R (6, 4) OBP: 0.500, SLG: 0.500	2-0 G5-3		1-0 G5-3			0-1 F9		0-1 L5-3 1B		2	0	0	0	0	0	0
17 Shohei Ohtani, L (1, 10) 13 Salvador Perez, R (6, PH) OBP: 0.500, SLG: 0.500	3-3 K			4-2 11 F9 56 WP BB		1-2 25 2B 11 SF9 1B		1-0 F9 1B		1	0	0	0	1	1	0
56 Randy Arozarena, R (1, 7) 25 Brent Rooker, R (6, 7) OBP: 0.500, SLG: 1.000	3-1 5 CS 1B			3-3 K		0-1 2B		0-0 L5-3 1-1		2	0	1	0	0	1	1
5 Corey Seager, L (1, 6) 11 Bo Bichette, R (4, 6) 5 Wander Franco, S (7, 6)	1-0 CS	0-0 L5		0-1 F9		0-0 SF9		2-2 F9		1	0	0	0	0	0	0
2 Yandy Diaz, R (1, 3) 27 Vladimir Guerrero Jr., R (6, 3)			0-1 HR	1-1 G3		0-2 G5-3		0-3 K		2	1	1	1	0	0	1
53 Adolis Garcia, R (1, 9) 30 Kyle Tucker, L (6, 9)			1-3 K	2-1 F9		0-0 F9		4-2 44 BB BB		2	0	0	0	0	1	0
21 Austin Hays, R (1, 8) 44 Julio Rodriguez, R (6, 8)			2-1 G4-3	0-0 6 G5-3 1B		1-3 K		4-2 BB		2	0	1	0	0	0	0
6 Josh Jung, R (1, 5) 11 José Ramirez, S (6, 5) OBP: 0.500, SLG: 1.000			3-2 F8	1-0 G5-3		2-2 2B		2-3 K		2	0	0	0	0	0	1
28 Jonah Heim, S (1, 2) 35 Adley Rutschman, S (6, 2)			2-2 K	0-3 K		2-1 L9				2	0	0	0	0	2	1

Inning Stats	R: 0	H: 1	E: 0	LOB: 0	K: 1	S: 6	R: 1	H: 1	E: 0	LOB: 0	K: 1	S: 8	R: 0	H: 0	E: 0	LOB: 0	K: 1	S: 9	R: 0	H: 1	E: 0	LOB: 1	K: 1	S: 7	R: 1	H: 2	E: 0	LOB: 1	K: 0	S: 11	R: 0	H: 1	E: 0	LOB: 1	K: 1	S: 11	R: 0	H: 1	E: 0	LOB: 0	K: 0	S: 4	R: 0	H: 0	E: 0	LOB: 2	K: 2	S: 18	1B: 4	2B: 3	3B: 0	HR: 1	SF: 1	SAC: 0	DP: 1	HBP: 0	WP: 1	PA: 36
--------------	------	------	------	--------	------	------	------	------	------	--------	------	------	------	------	------	--------	------	------	------	------	------	--------	------	------	------	------	------	--------	------	-------	------	------	------	--------	------	-------	------	------	------	--------	------	------	------	------	------	--------	------	-------	-------	-------	-------	-------	-------	--------	-------	--------	-------	--------

PITCHER	IP	WLS	BF	H	R	ER	SO	BB	IBB	HBP	BLK	WP	HR	S	P	ERA	WHIP
23 Zac Gallen, R (1, 1) ERA:	1.0		3	1	0	0	1	0	0	0	0	0	0	6	15	0.00	1.000
23 Mitch Keller, R (2, 1) ERA: 9.0	1.0		4	1	1	1	1	0	0	0	0	0	1	8	11	9.00	1.000
40 Josiah Gray, R (3, 1) ERA:	1.0		3	0	0	0	1	0	0	0	0	0	0	9	15	0.00	0.000
38 Alex Cobb, R (4, 1) ERA:	1.0		4	0	0	0	1	1	0	0	0	1	0	9	17	0.00	1.000
35 Justin Steele, L (5, 1) ERA:	1.0		4	1	0	0	1	0	0	0	0	0	0	7	10	0.00	1.000

National League All-Stars @ American League All-Stars
T-Mobile Park, Seattle, WA
 Tue Jul 11 2023, 5:24 PM - 8:26 PM PDT
 Att. 47,159 - Clear - 74 F

AB	31
R	2
H	7
RBI	2
BB	3
SO	8
LOB	11

