

American League All-Stars

Batter	1	2	3	4	5	6	7	8	9	10	11	12	13	14	AB	R	H	RBI	BB	SO	LOB	TOP				
Willie Jones, R OBP: 0.143, SLG: 0.143 (1, 5)	L8		F5			G6-4-3		6-3			5-3		F8	F8	7	0	1	0	0	0	3					
Ralph Kiner, R OBP: 0.333, SLG: 1.000 (1, 7)	F7		L7			K					HR		F9		6	1	2	1	0	1	2					
Stan Musial, L (1, 3)	F8									4-3	3-1		F8		5	0	0	0	1	0	1					
Jackie Robinson, R OBP: 0.250, SLG: 0.250 Johnny Wyrostek, L (11, PH) (11, 9)			3B	1B		F8		F8		F6	F8		F9		4	1	1	0	0	0	0					
Enos Slaughter, L OBP: 0.000, SLG: 1.000 (5, 9)			3B	1B		3-1									4	1	2	1	1	0	2					
Red Schoendienst, S OBP: 1.000, SLG: 4.000 (11, 4)			3B	1B		3-1					E4				1	1	1	1	0	0	0					
Hank Sauer, R (1, 9)			F9			5-3				5-3					2	0	0	1	0	0	0					
Andy Pafko, R OBP: 0.500, SLG: 0.500 (5, 9)			F9			5-3				5-3					4	0	2	0	0	0	4					
Roy Campanella, R (1, 2)			4-3			K2-3									6	0	0	0	0	2	3					
Marty Marion, R Jim Konstanty, R Larry Jansen, R Duke Snider, L Ewell Blackwell, R Robin Roberts, S Don Newcombe, L Dick Slater, L Pee Wee Reese, R (6, PH) (6, PR) (6, 6)			F2			5-3				4-3	K		F9		2	0	0	0	0	0	0					
						5-3					K				2	0	0	0	0	1	0					
															1	0	0	0	0	0	0					
															1	0	0	0	0	1	1					
															1	0	0	0	0	1	0					
															0	0	0	0	0	0	0					
															1	0	1	0	0	0	0					
															3	0	0	0	1	1	0					
Inning Stats	R: 0 E: 0 K: 0 S: 3	H: 0 LOB: 0 BB: 0 P: 3	R: 2 E: 0 K: 0 S: 5	H: 2 LOB: 0 BB: 0 P: 5	R: 0 E: 0 K: 1 S: 5	H: 0 LOB: 0 BB: 0 P: 5	R: 0 E: 0 K: 1 S: 5	H: 0 LOB: 0 BB: 0 P: 5	R: 0 E: 0 K: 1 S: 5	H: 1 LOB: 1 BB: 0 P: 5	R: 0 E: 0 K: 0 S: 4	H: 1 LOB: 2 BB: 1 P: 8	R: 0 E: 0 K: 1 S: 5	H: 0 LOB: 0 BB: 0 P: 5	R: 0 E: 1 K: 0 S: 5	H: 1 LOB: 3 BB: 1 P: 9	R: 0 E: 0 K: 1 S: 5	H: 0 LOB: 0 BB: 0 P: 5	R: 0 E: 0 K: 2 S: 4	H: 1 LOB: 1 BB: 0 P: 4	R: 1 E: 0 K: 2 S: 9	H: 2 LOB: 2 BB: 1 P: 13	1B: 6 2B: 1 3B: 1 HR: 2	SF: 0 SAC: 0 DP: 1 HBP: 0	WP: 0 PB: 1 SB: 0 CS: 0	PA: 55
PITCHER	IP: 3.0 WLS: 11 BF: 2 H: 2 R: 2 ER: 2 SO: 1 BB: 0 IBB: 0 HBP: 0 BLK: 0 WP: 0 HR: 0 S: 13 P: 13 ERA: 6.00 WHIP: 0.667	IP: 3.0 WLS: 9 BF: 1 H: 0 R: 0 ER: 0 SO: 2 BB: 0 IBB: 0 HBP: 0 BLK: 0 WP: 0 HR: 0 S: 13 P: 13 ERA: 0.00 WHIP: 0.333	IP: 3.0 WLS: 13 BF: 1 H: 0 R: 0 ER: 0 SO: 1 BB: 0 IBB: 0 HBP: 0 BLK: 0 WP: 0 HR: 0 S: 12 P: 16 ERA: 3.00 WHIP: 1.333	IP: 3.0 WLS: 12 BF: 1 H: 0 R: 0 ER: 0 SO: 2 BB: 1 IBB: 0 HBP: 0 BLK: 0 WP: 0 HR: 0 S: 15 P: 19 ERA: 0.00 WHIP: 0.333	IP: 1.1 WLS: 7 BF: 3 H: 1 R: 1 ER: 1 SO: 1 BB: 0 IBB: 0 HBP: 0 BLK: 0 WP: 0 HR: 0 S: 9 P: 9 ERA: 6.75 WHIP: 2.250	PITCHER Bob Feller, R ERA: 1.500 IP: 0.2 WLS: 3 BF: 3 H: 0 R: 0 ER: 0 SO: 1 BB: 1 IBB: 0 HBP: 0 BLK: 0 WP: 0 HR: 0 S: 4 P: 8 ERA: 0.00 WHIP: 1.500																				

National League All-Stars @ American League All-Stars
Comiskey Park, Chicago, IL
Tue Jul 11 1950, 4:33 AM EDT
Att. 46,127 - Unknown

AB: 52
R: 4
H: 10
RBI: 4
BB: 3
SO: 7
LOB: 19



Batter	1	2	3	4	5	6	7	8	9	10	11	12	13	14	AB	R	H	RBI	BB	SO	LOB	BOTTOM				
Phil Rizzuto, R OBP: 0.333, SLG: 0.333 (1, 6)	4-3		F8		K					F6			F8		6	0	2	0	0	1	1					
Larry Doby, L OBP: 0.333, SLG: 0.500 (1, 8)	4-3		K2-3		F8					K			G3		6	1	2	0	0	2	3					
George Kell, R (1, 5)	F8		F8		F8					K					6	0	0	2	0	1	4					
Ted Williams, L OBP: 0.250, SLG: 0.250 Dom DiMaggio, R (9, 7)	4-3		F7												4	0	1	1	0	1	2					
Walt Dropo, R OBP: 0.333, SLG: 1.000 Ferre Fain, L OBP: 0.333, SLG: 0.333 (8, PH) (9, 3)			F8		F5					F6					3	0	1	0	0	0	1					
Hoot Evers, R Joe DiMaggio, R (9, 9)															3	0	1	0	0	0	0					
Yogi Berra, L Jim Hegan, R (4, PR) (5, 2)															2	0	0	0	0	2						
Bobby Doerr, R Jerry Coleman, R (9, 4)															3	0	0	0	0	2						
															2	0	0	0	0	2	0					
Vic Raschi, R Cary Michaels, R Don Edwards, L Art Houtteman, R Allie Reynolds, R Tommy Henrich, L Ted Gray, S Bob Feller, R (5, 15) (5, PH) (4, 15) (7, 15) (10, 15) (12, PH) (10, 15) (14, 15)															0	0	0	0	0	0	0					
															1	1	0	0	0	0	0					
															0	1	0	1	0	0	0					
															1	0	0	0	1	0	0					
															1	0	0	0	0	0	0					
															1	0	0	0	0	0	0					
															1	0	0	0	0	0	0					
															1	0	0	0	0	0	0					
															0	0	0	0	0	0	0					
Inning Stats	R: 0 E: 0 K: 0 S: 4	H: 1 LOB: 1 BB: 0 P: 4	R: 0 E: 0 K: 0 S: 3	H: 0 LOB: 1 BB: 1 P: 7	R: 1 E: 0 K: 1 S: 7	H: 2 LOB: 1 BB: 1 P: 7	R: 0 E: 0 K: 0 S: 4	H: 1 LOB: 1 BB: 0 P: 4	R: 0 E: 0 K: 2 S: 7	H: 0 LOB: 0 BB: 0 P: 7	R: 0 E: 0 K: 2 S: 7	H: 0 LOB: 0 BB: 0 P: 7	R: 0 E: 0 K: 0 S: 3	H: 0 LOB: 0 BB: 0 P: 3	R: 0 E: 0 K: 2 S: 7	H: 0 LOB: 0 BB: 0 P: 7	R: 0 E: 0 K: 0 S: 3	H: 0 LOB: 0 BB: 0 P: 3	R: 0 E: 0 K: 2 S: 3	H: 0 LOB: 0 BB: 0 P: 3	R: 0 E: 0 K: 0 S: 3	H: 1 LOB: 0 BB: 0 P: 3	1B: 5 2B: 2 3B: 1 HR: 0	SF: 0 SAC: 0 DP: 1 HBP: 0	WP: 1 PB: 0 SB: 0 CS: 0	PA: 51
PITCHER	IP: 3.0 WLS: 13 BF: 3 H: 3 R: 1 ER: 1 SO: 1 BB: 1 IBB: 0 HBP: 0 BLK: 0 WP: 1 HR: 0 S: 14 P: 18 ERA: 3.00 WHIP: 1.333	IP: 2.0 WLS: 10 BF: 3 H: 2 R: 2 ER: 2 SO: 1 BB: 0 IBB: 0 HBP: 0 BLK: 0 WP: 0 HR: 0 S: 11 P: 15 ERA: 9.00 WHIP: 2.000	IP: 1.0 WLS: 3 BF: 0 H: 0 R: 0 ER: 0 SO: 2 BB: 0 IBB: 0 HBP: 0 BLK: 0 WP: 0 HR: 0 S: 7 P: 7 ERA: 0.00 WHIP: 0.000	IP: 5.0 WLS: 16 BF: 1 H: 0 R: 0 ER: 0 SO: 6 BB: 0 IBB: 0 HBP: 0 BLK: 0 WP: 0 HR: 28 S: 28 P: 28 ERA: 0.00 WHIP: 0.200	IP: 3.0 WLS: 9 BF: 1 H: 0 R: 0 ER: 0 SO: 2 BB: 0 IBB: 0 HBP: 0 BLK: 0 WP: 0 HR: 0 S: 13 P: 13 ERA: 0.00 WHIP: 0.333	PITCHER																				

National League All-Stars @ American League All-Stars
Comiskey Park, Chicago, IL
Tue Jul 11 1950, 4:33 AM EDT
Att. 46,127 - Unknown

AB: 49
R: 3
H: 8
RBI: 3
BB: 2
SO: 12
LOB: 17



Batter	1	2	3	4	5	6	7	8	9	AB	R	H	RBI	BB	SO	LOB	TOP																	
Richie Ashburn, L (1,8) Duke Snider, L (8,8)										4	2	2	0	1	0	1	National League All-Stars @ American League All-Stars Briggs Stadium, Detroit, MI Tue Jul 10 1951, 4:33 AM EDT Att: 52,075 - Unknown livebaseballscorecards.com																	
Alvin Dark, R (1,6) Pee Wee Reese, R (8,6)										5	0	1	0	0	0	4																		
Stan Musial, L (1,7) Wally Westlake, R (9,7)										4	1	2	1	1	0	3																		
Jackie Robinson, R (1,4) Red Schoendienst, S (9,4)										4	1	2	1	1	0	2																		
Gil Hodges, R (1,3)										5	2	2	2	0	1	5																		
Bob Elliott, R (1,5) Willie Jones, R (4,5)										2	1	1	2	0	0	0																		
Del Ennis, R (1,9) Ralph Kiner, R (4,7) Johnny Wyrostek, L (8,9)										2	0	0	0	0	1	0																		
Roy Campanella, R (1,2)										4	0	0	0	0	0	0																		
Robin Roberts, S (1,1) Enos Slaughter, L (3,PH) Sal Maglie, R (3,1) Don Newcombe, L (6,1) Ewell Blackwell, R (9,1)										0	0	0	0	0	0	0																		
Inning Stats	R: 1 E: 0 K: 0 S: 4	H: 1 LOB: 1 BB: 1 P: 8	R: 0 E: 0 K: 1 S: 5	H: 0 LOB: 0 BB: 0 P: 5	R: 0 E: 0 K: 0 S: 3	H: 0 LOB: 0 BB: 0 P: 3	R: 3 E: 0 K: 0 S: 6	H: 3 LOB: 0 BB: 0 P: 6	R: 0 E: 1 K: 0 S: 4	H: 0 LOB: 1 BB: 1 P: 4	R: 2 E: 0 K: 0 S: 4	H: 1 LOB: 0 BB: 1 P: 8	R: 1 E: 0 K: 0 S: 5	H: 2 LOB: 2 BB: 1 P: 9	R: 1 E: 0 K: 1 S: 8	H: 3 LOB: 2 BB: 0 P: 8		R: 0 E: 0 K: 1 S: 6	H: 2 LOB: 2 BB: 1 P: 10	1B: 7 2B: 2 3B: 0 HR: 4	SF: 0 SAC: 0 DP: 1 HBP: 0	WP: 0 PB: 0 SB: 0 CS: 4	PA: 43											
PITCHER	IP WLS BF H R ER SO BB IBB HBP BLK WP HR S P ERA WHIP																																	
Ned Garver, R (1,1) Ed Lopat, L (4,1) Fred Hutchinson, R (5,1) Mel Parnell, L (8,1) Bob Lemon, R (9,1)	3.0 ERA: 4.5	11 L	1 3	1 3	0 3	1 0	1 3	1 0	0 0	0 0	0 0	0 0	0 0	0 1	13 8	16 8	0.00 9.00	0.667 3.000																
Batter	1	2	3	4	5	6	7	8	9	AB	R	H	RBI	BB	SO	LOB	BOTTOM																	
Dom DiMaggio, R (1,8) Nellie Fox, L (1,4) Bobby Doerr, R (7,PH) George Kell, R (1,5) Ted Williams, L (1,7) Jim Busby, R (9,7) Yogi Berra, L (1,2) Vic Wertz, L (1,9) Phil Rizzuto, R (7,6) Ferris Fain, L (1,3) Eddie Robinson, L (8,PH) Chico Carrasquel, R (1,6) Minnie Minoso, R (6,PH) Ned Garver, R (1,1) Ed Lopat, L (4,1) Larry Doby, L (4,PH) Fred Hutchinson, L (5,1) Vern Stephens, R (7,PH) Mel Parnell, L (8,1) Bob Lemon, L (9,1) Jim Hegan, R (9,PH)										5	0	1	0	0	2	1	National League All-Stars @ American League All-Stars Briggs Stadium, Detroit, MI Tue Jul 10 1951, 4:33 AM EDT Att: 52,075 - Unknown livebaseballscorecards.com																	
										3	0	1	0	0	0	1																		
										3	1	1	1	1	1	3																		
										3	0	1	0	1	1	2																		
										4	1	1	0	0	0	2																		
										3	1	1	1	0	0	1																		
										3	0	1	1	0	1	0																		
										2	0	1	0	0	0	1																		
										2	0	0	0	0	0	0																		
Inning Stats	R: 0 E: 0 K: 0 S: 3	H: 1 LOB: 1 BB: 1 P: 7	R: 1 E: 0 K: 1 S: 7	H: 3 LOB: 1 BB: 0 P: 7	R: 0 E: 0 K: 1 S: 6	H: 1 LOB: 1 BB: 0 P: 6	R: 1 E: 1 K: 0 S: 5	H: 1 LOB: 1 BB: 0 P: 5	R: 1 E: 0 K: 0 S: 4	H: 1 LOB: 1 BB: 1 P: 8	R: 0 E: 0 K: 2 S: 8	H: 0 LOB: 0 BB: 0 P: 5	R: 0 E: 0 K: 2 S: 8	H: 1 LOB: 1 BB: 0 P: 8	R: 0 E: 0 K: 0 S: 4	H: 1 LOB: 1 BB: 0 P: 4		R: 0 E: 0 K: 2 S: 8	H: 1 LOB: 2 BB: 1 P: 12	1B: 5 2B: 1 3B: 2 HR: 2	SF: 0 SAC: 1 DP: 0 HBP: 0	WP: 0 PB: 1 SB: 0 CS: 1	PA: 39											
PITCHER	IP WLS BF H R ER SO BB IBB HBP BLK WP HR S P ERA WHIP																																	
Robin Roberts, R (1,1) Sal Maglie, R (3,1) Don Newcombe, R (6,1) Ewell Blackwell, R (9,1)	2.0 ERA: 4.5	14 W	3 2	2 2	1 1	1 1	1 1	0 0	0 0	0 0	0 0	0 0	0 0	0 0	17 8	19 12	6.00 0.00	1.333 0.667																

Batter	1	2	3	4	5	6	7	8	9	AB	R	H	RBI	BB	SO	LOB	TOP																						
Dom DiMaggio, R OBP: 0.667, SLG: 1.000 Larry Doby, L (5, 8)	4-0 FC6-4 BB		0-0 2B		0-3 K					2	0	1	0	1	1	0	American League All-Stars @ National League All-Stars Shibe Park, Philadelphia, PA Tue Jul 08, 1952, 3:33 AM EDT Att: 32,785 - Cloudy																						
Hank Bauer, R OBP: 0.333, SLG: 0.333 Jackie Jensen, R (5, 9)	0-3 K		0-0 F2		0-0 CS 1B					3	0	1	0	0	1	2																							
Dale Mitchell, L Minnie Minoso, R OBP: 1.000, SLG: 2.000 (4, PH) (4, 7)	0-3 K			0-0 1B 2B	0-0 CS					1	0	0	0	0	1	1																							
Al Rosen, R (1, 5)	0-0 FC6-4 1-2			4-0 1B 1B BB						1	1	0	0	1	0	1																							
Yogi Berra, L (1, 2)		0-0 L8		0-0 F3						2	0	0	0	0	0	2																							
Eddie Robinson, L OBP: 0.500, SLG: 0.500 (1, 3)	0-3 K			0-0 1B 1-3 2-H 1B						2	0	1	1	0	1	0																							
Bobby Avila, R OBP: 0.500, SLG: 0.500 (1, 4)	0-0 6-3			0-0 1-2 3-H 1B G6-4-3 1B						2	0	1	1	0	0	0																							
Phil Rizzuto, R (1, 6)			0-0 F5	0-0 G6-4-3 1-2 3-H 1B						2	0	0	0	0	0	2																							
Vic Raschi, R Gil McDougald, R (3, PH) Bob Lemon, L Bobby Shantz, R (5, 1)			0-0 5-3		0-0 4-3					0	0	0	0	0	0	0																							
Inning Stats	R: 0 E: 0 K: 2 S: 7	H: 0 LOB: 1 BB: 1 P: 11	R: 0 E: 0 K: 1 S: 5	H: 0 LOB: 0 BB: 0 P: 5	R: 0 E: 0 K: 0 S: 4	H: 1 LOB: 1 BB: 0 P: 4	R: 2 E: 0 K: 0 S: 5	H: 3 LOB: 1 BB: 1 P: 9	R: 0 E: 0 K: 1 S: 5	H: 1 LOB: 0 BB: 0 P: 5	PITCHER					1B: 3 2B: 2 3B: 0 HR: 0		SF: 0 SAC: 0 DP: 1 HBP: 0	WP: 0 PA: 21 PB: 0 SB: 0 CS: 1																				
PITCHER	IP	WLS	BF	H	R	ER	SO	BB	IBB	HBP	BLK	WP	HR	S	P	ERA	WHIP	PITCHER					IP	WLS	BF	H	R	ER	SO	BB	IBB	HBP	BLK	WP	HR	S	P	ERA	WHIP
Curt Simmons, L ERA: 9.0 Bob Rush, R ERA: 9.0	(1, 1)	3.0	11	1	0	0	3	1	0	0	0	0	0	16	20	0.00	0.667																						

Batter	1	2	3	4	5	6	7	8	9	AB	R	H	RBI	BB	SO	LOB	BOTTOM																						
Whitey Lockman, L (1, 3)	0-0 P6		0-0 F8		0-3 K					3	0	0	0	0	1	0	American League All-Stars @ National League All-Stars Shibe Park, Philadelphia, PA Tue Jul 08, 1952, 3:33 AM EDT Att: 32,785 - Cloudy																						
Jackie Robinson, R OBP: 0.333, SLG: 1.333 (1, 4)	0-0 HR			0-0 P5	0-3 K					3	1	1	1	0	1	0																							
Stan Musial, L (1, 8)	0-3 K			1-0 HR HBP	0-3 K					2	1	0	0	0	2	0																							
Hank Sauer, R OBP: 0.500, SLG: 2.000 (1, 7)	0-3 K			0-0 1-H HR						2	1	1	2	0	1	0																							
Roy Campanella, R (1, 2)		0-0 F5		4-0 2B BB						1	0	0	0	1	0	0																							
Enos Slaughter, L OBP: 0.500, SLG: 1.000 (1, 9)	0-3 K			0-0 1-3 2B						2	0	1	0	0	1	0																							
Bobby Thomson, R (1, 5)	0-0 F9			0-0 F5						2	0	0	0	0	0	2																							
Granny Hamner, R (1, 6)			0-0 F9	4-0 IBB						1	0	0	0	1	0	0																							
Curt Simmons, L Pee Wee Reese, R Bob Rush, R (4, 1)			0-0 F7	0-0 5-3						0	0	0	0	0	0	0																							
Inning Stats	R: 1 E: 0 K: 2 S: 8	H: 1 LOB: 0 BB: 0 P: 8	R: 0 E: 0 K: 1 S: 5	H: 0 LOB: 0 BB: 0 P: 5	R: 0 E: 0 K: 0 S: 3	H: 0 LOB: 0 BB: 0 P: 3	R: 2 E: 0 K: 0 S: 5	H: 2 LOB: 2 BB: 2 P: 14	R: 0 E: 0 K: 3 S: 9	H: 0 LOB: 0 BB: 0 P: 9	PITCHER					1B: 0 2B: 1 3B: 0 HR: 2		SF: 0 SAC: 0 DP: 0 HBP: 1	WP: 0 PA: 21 PB: 0 SB: 0 CS: 0																				
PITCHER	IP	WLS	BF	H	R	ER	SO	BB	IBB	HBP	BLK	WP	HR	S	P	ERA	WHIP	PITCHER					IP	WLS	BF	H	R	ER	SO	BB	IBB	HBP	BLK	WP	HR	S	P	ERA	WHIP
Vic Raschi, R ERA: 4.5 Bob Lemon, R ERA: 9.0 Bobby Shantz, L ERA:	(1, 1)	2.0	11	2	2	2	0	1	1	1	0	0	1	8	17	9.00	1.500																						

AB	18
R	2
H	5
RBI	2
BB	2
SO	4
LOB	8

AB	18
R	3
H	3
RBI	3
BB	2
SO	6
LOB	5



Batter	1	2	3	4	5	6	7	8	9	AB	R	H	RBI	BB	SO	LOB	TOP														
Billy Goodman, L Nellie Fox, L	4-0 CS BB		0-0 F8			0-0 4-3		0-0 F9		2	0	0	0	1	0	0															
Mickey Vernon, L Ferris Fain, L	0-0 F9			0-3 K		0-3 K			0-0 F8 1B	3	0	0	0	0	2	1															
Hank Bauer, R Johnny Mize, L	0-3 K			0-0 F7			4-0 FC6-4 BB		0-0 1B 1-2	2	0	0	0	1	1	1															
Mickey Mantle, S Billy Hunter, R Larry Doby, L	0-0 CS 1-2	0-0 1-3		4-0 BB			0-0 FC6-4 1B 1-2		0-0 F8 2-3	2	0	0	0	1	0	1															
Al Rosen, R		0-0 F7		0-0 F8			0-0 F2		0-0 P3	4	0	0	0	0	0	4															
Gus Zernial, R Minnie Minoso, R		0-0 1B			0-3 K		0-0 1-3 1B		0-0 1-2 1B	2	0	1	0	0	1	0															
Yogi Berra, L		0-0 F8			0-0 4-3		0-0 F8		0-0 P4	4	0	0	0	0	0	5															
Chico Carrasquel, R George Kell, R Phil Rizzuto, R			0-0 F2		0-0 4-3			0-0 F7		2	0	0	0	0	0	0															
Billy Pierce, L Allie Reynolds, R Harvey Kuenn, R Mike Garcia, R Eddie Robinson, L Satchel Paige, R			0-3 K2-3			0-0 L9		0-0 F9		1	0	0	0	0	0	1															
Inning Stats	R: 0 E: 0 K: 1 S: 4	H: 0 LOB: 0 BB: 1 P: 8	R: 0 E: 0 K: 0 S: 4	H: 1 LOB: 1 BB: 0 P: 4	R: 0 E: 0 K: 1 S: 5	H: 0 LOB: 0 BB: 0 P: 5	R: 0 E: 0 K: 1 S: 5	H: 0 LOB: 1 BB: 1 P: 9	R: 0 E: 0 K: 1 S: 5	H: 0 LOB: 0 BB: 0 P: 5	R: 0 E: 0 K: 0 S: 4	H: 1 LOB: 2 BB: 1 P: 8	R: 0 E: 0 K: 0 S: 3	H: 0 LOB: 0 BB: 0 P: 3	R: 1 E: 0 K: 0 S: 6	H: 3 LOB: 2 BB: 0 P: 6	1B: 5 2B: 0 3B: 0 HR: 0	SF: 0 SAC: 0 DP: 0 HBP: 0	WP: 0 PA: 35 PB: 0 CS: 1												
PITCHER	IP WLS BF H R ER SO BB IBB HBP BLK WP HR S P ERA WHIP																														
Robin Roberts, R WARREN SPAHN, L Curt Simmons, L Murry Dickson, R	(1, 1) 3.0 W 2.0 S	(4, 1) 7 0 9	(6, 1) 8 1 3	(8, 1) 10 0 9	(1, 1) 0 0 0	(4, 1) 0 0 0	(6, 1) 0 0 0	(8, 1) 2 0 1	(1, 1) 0 0 0	(4, 1) 13 0 9	(6, 1) 17 0 9	(8, 1) 0 0 9	(1, 1) 0.00 0.00 0.00 4.50	(4, 1) 0.667 0.500 1.000 1.500																	

American League All-Stars @ National League All-Stars
Crosley Field, Cincinnati, OH
Tue Jul 14 1953, 3:33 AM EDT
Att: 30,846 - Unknown

AB 31
R 1
H 5
RBI 1
BB 3
SO 5
LOB 14



Batter	1	2	3	4	5	6	7	8	9	AB	R	H	RBI	BB	SO	LOB	BOTTOM														
Pee Wee Reese, R Granny Hamner, R	0-0 5-3		0-0 5-3			0-0 1-2 2H 1B				4	0	2	2	0	0	0															
Red Schoendienst, S Davey Williams, R	0-0 F9			0-0 F9		0-0 F9		4-0 2B		3	0	0	0	0	0	2															
Stan Musial, L	0-0 1B			0-0 L6		0-0 1B		0-3 K		4	0	2	0	0	1	2															
Ted Kluszewski, L Gil Hodges, R	0-0 F2			0-0 G3		0-0 1B		0-0 L8		3	0	1	0	0	0	1															
Roy Campanella, R		0-0 5-3			0-0 F5	0-3 K		0-0 BB 1B		4	1	1	0	0	1	2															
Eddie Mathews, L		0-0 4-3			1-0 BB 1B HBP	0-0 G6-3		0-0 P6		3	1	0	0	0	0	3															
Gus Bell, L Duke Snider, L		0-0 F7			0-0 P4		0-0 3-1	4-0 1B BB		3	0	0	0	0	0	1															
Enos Slaughter, L			0-0 P5		4-0 1B 1B BB		0-0 S 2B	0-0 1B 1-3 2H 1B		3	2	2	1	1	0	0															
Robin Roberts, S Ralph Kiner, R Warren Spahn, L Richie Ashburn, L Curt Simmons, L Jackie Robinson, R Murry Dickson, R			0-3 K		0-0 1B		0-0 P3		0-0 1B	0	0	0	0	0	0	0															
Inning Stats	R: 0 E: 0 K: 0 S: 4	H: 1 LOB: 1 BB: 0 P: 4	R: 0 E: 0 K: 0 S: 3	H: 0 LOB: 0 BB: 0 P: 3	R: 0 E: 0 K: 1 S: 5	H: 0 LOB: 0 BB: 0 P: 5	R: 0 E: 0 K: 0 S: 3	H: 0 LOB: 0 BB: 0 P: 3	R: 2 E: 0 K: 0 S: 5	H: 2 LOB: 2 BB: 1 P: 10	R: 0 E: 0 K: 1 S: 6	H: 2 LOB: 2 BB: 0 P: 6	R: 1 E: 0 K: 1 S: 7	H: 2 LOB: 1 BB: 1 P: 11	R: 2 E: 0 K: 0 S: 5	H: 3 LOB: 2 BB: 1 P: 9	1B: 9 2B: 1 3B: 0 HR: 0	SF: 0 SAC: 0 DP: 1 HBP: 1	WP: 0 PA: 36 PB: 0 CS: 0												
PITCHER	IP WLS BF H R ER SO BB IBB HBP BLK WP HR S P ERA WHIP																														
Billy Pierce, L Allie Reynolds, R Mike Garcia, R Satchel Paige, R	(1, 1) 3.0 L 2.0 S	(4, 1) 10 2 4	(6, 1) 10 4 3	(8, 1) 10 2 2	(1, 1) 0 0 0	(4, 1) 0 0 0	(6, 1) 0 0 0	(8, 1) 1 0 0	(1, 1) 0 0 0	(4, 1) 12 0 8	(6, 1) 17 0 13	(8, 1) 9 0 5	(1, 1) 0.00 9.00 4.50 18.00	(4, 1) 0.333 1.500 2.500 4.000																	

American League All-Stars @ National League All-Stars
Crosley Field, Cincinnati, OH
Tue Jul 14 1953, 3:33 AM EDT
Att: 30,846 - Unknown

AB 32
R 5
H 10
RBI 5
BB 3
SO 3
LOB 12




Batter	1	2	3	4	5	6	7	8	9	AB	R	H	RBI	BB	SO	LOB	TOP			
Granny Hamner, R Red Schoendienst, S	F9		P6	5-3		F7		E9		3	0	0	0	0	0	2	National League All-Stars @ American League All-Stars Cleveland Municipal Stadium, Cleveland, OH Tue Jul 13 1954, 3:33 AM EDT Att: 69,751 - Unknown livebaseballscorecards.com			
Alvin Dark, R OBP: 0.200, SLG: 0.200	F6			F8	L8		F2		5	0	1	0	0	0	0					
Duke Snider, L OBP: 0.800, SLG: 1.000	F7			1B	HR			CS	4	2	3	0	1	0	0					
Stan Musial, L OBP: 0.400, SLG: 0.400				1B	P6		P4		5	1	2	0	0	0	3					
Ted Kluszewski, L OBP: 0.500, SLG: 1.250 Gil Hodges, R	G4-6-3			1B			G3		4	2	2	3	0	0	2					
Ray Jablonski, R OBP: 0.333, SLG: 0.333 Randy Jackson, R	6-3			2B	HR			F2	3	1	1	1	0	0	0					
Jackie Robinson, R Willie Mays, R	6-3			2B			F7	HR	2	1	1	2	0	0	0					
Roy Campanella, R Smoky Burgess, L				P5				K	3	0	1	0	1	1	2					
Bob Roberts, S Don Mueller, L Johnny Antonelli, L Frank Thomas, R Warren Spahn, L Marv Grissom, R Gene Conley, R Carl Erskine, R	FC5-6			FC5-6				K	1	0	0	0	0	0	0					
								HR	1	0	0	0	0	0	0					
Inning Stats	R: 0 E: 0 K: 0 S: 3	H: 0 LOB: 0 BB: 0 P: 3	R: 0 E: 0 K: 0 S: 3	H: 1 LOB: 0 BB: 0 P: 3	R: 0 E: 0 K: 0 S: 3	H: 0 LOB: 1 BB: 1 P: 7	R: 5 E: 0 K: 0 S: 9	H: 6 LOB: 1 BB: 0 P: 9	R: 2 E: 0 K: 1 S: 6	H: 1 LOB: 0 BB: 0 P: 6	R: 0 E: 0 K: 0 S: 4	H: 1 LOB: 1 BB: 0 P: 4	R: 2 E: 1 K: 1 S: 8	H: 3 LOB: 1 BB: 0 P: 8	R: 0 E: 0 K: 0 S: 3	H: 0 LOB: 1 BB: 1 P: 7	1B: 9 2B: 3 3B: 0 HR: 2	SF: 0 SAC: 0 DP: 1 HBP: 0	WP: 0 PB: 0 SB: 0 CS: 1	PA: 43
PITCHER	IP WLS BF H R ER SO BB IBB HBP BLK WP HR S P ERA WHIP	IP WLS BF H R ER SO BB IBB HBP BLK WP HR S P ERA WHIP	IP WLS BF H R ER SO BB IBB HBP BLK WP HR S P ERA WHIP	IP WLS BF H R ER SO BB IBB HBP BLK WP HR S P ERA WHIP	IP WLS BF H R ER SO BB IBB HBP BLK WP HR S P ERA WHIP	IP WLS BF H R ER SO BB IBB HBP BLK WP HR S P ERA WHIP	IP WLS BF H R ER SO BB IBB HBP BLK WP HR S P ERA WHIP	IP WLS BF H R ER SO BB IBB HBP BLK WP HR S P ERA WHIP	IP WLS BF H R ER SO BB IBB HBP BLK WP HR S P ERA WHIP	IP WLS BF H R ER SO BB IBB HBP BLK WP HR S P ERA WHIP	IP WLS BF H R ER SO BB IBB HBP BLK WP HR S P ERA WHIP	IP WLS BF H R ER SO BB IBB HBP BLK WP HR S P ERA WHIP	IP WLS BF H R ER SO BB IBB HBP BLK WP HR S P ERA WHIP	IP WLS BF H R ER SO BB IBB HBP BLK WP HR S P ERA WHIP	IP WLS BF H R ER SO BB IBB HBP BLK WP HR S P ERA WHIP	IP WLS BF H R ER SO BB IBB HBP BLK WP HR S P ERA WHIP				
Whitey Ford, L ERA: 135.0	3.0	10	1	0	0	0	1	0	0	0	0	0	0	0	0	0.00	0.667			
Sandy Consuegra, R ERA: 135.0	0.1	6	5	5	5	0	0	0	0	0	0	0	0	0	0	135.00	15.000			
Bob Lemon, R ERA: 6.0	0.2	3	1	0	0	0	0	0	0	0	0	0	0	0	0	0.00	1.500			
Bob Porterfield, R ERA: 27.0	3.0	13	4	2	2	1	0	0	0	0	0	1	15	15	6.00	1.333				
Bob Keegan, R ERA: 27.0	0.2	6	3	2	2	1	0	0	0	0	0	0	1	8	8	27.00	4.500			

Batter	1	2	3	4	5	6	7	8	9	AB	R	H	RBI	BB	SO	LOB	BOTTOM			
Minnie Minoso, R OBP: 0.600, SLG: 0.500	F8		G3	HR		1B		6-3		4	1	2	0	1	0	0	National League All-Stars @ American League All-Stars Cleveland Municipal Stadium, Cleveland, OH Tue Jul 13 1954, 3:33 AM EDT Att: 69,751 - Unknown livebaseballscorecards.com			
Jim Piersall, R	F8		G3	HR		1B		6-3		0	0	0	0	0	0					
Bobby Avila, R OBP: 0.750, SLG: 1.000 Bob Keegan, R										3	1	3	2	0	0					
Dean Stone, L Larry Doby, L										0	0	0	0	0	0					
Mickey Mantle, S Virgil Trucks, R	F8		K							5	1	2	0	0	1					
Yogi Berra, L OBP: 0.600, SLG: 0.500			G3							4	2	2	0	1	0					
Al Rosen, R OBP: 0.800, SLG: 2.250	K									4	2	3	5	1	1					
Ray Boone, R OBP: 0.250, SLG: 1.000 Mickey Vernon, L	F3									4	1	1	1	0	0					
Hank Bauer, R Bob Porterfield, R Nellie Fox, L										2	0	1	0	0	1					
Chico Carrasquel, R OBP: 0.200, SLG: 0.200										5	1	1	0	0	2					
Whitey Ford, L Sandy Consuegra, R Bob Lemon, L Ted Williams, L Irv Noren, L										1	0	0	0	0	1					
Inning Stats	R: 0 E: 0 K: 1 S: 6	H: 1 LOB: 2 BB: 1 P: 10	R: 0 E: 0 K: 2 S: 8	H: 1 LOB: 1 BB: 0 P: 8	R: 4 E: 0 K: 2 S: 10	H: 3 LOB: 0 BB: 1 P: 14	R: 1 E: 0 K: 1 S: 7	H: 2 LOB: 1 BB: 0 P: 7	R: 2 E: 0 K: 1 S: 7	H: 2 LOB: 0 BB: 0 P: 7	R: 1 E: 0 K: 0 S: 6	H: 4 LOB: 3 BB: 1 P: 10	R: 0 E: 0 K: 2 S: 7	H: 0 LOB: 0 BB: 0 P: 7	R: 3 E: 0 K: 1 S: 9	H: 4 LOB: 2 BB: 1 P: 13	1B: 13 2B: 0 3B: 0 HR: 4	SF: 1 SAC: 0 DP: 0 HBP: 0	WP: 0 PB: 0 SB: 0 CS: 0	PA: 44
PITCHER	IP WLS BF H R ER SO BB IBB HBP BLK WP HR S P ERA WHIP	IP WLS BF H R ER SO BB IBB HBP BLK WP HR S P ERA WHIP	IP WLS BF H R ER SO BB IBB HBP BLK WP HR S P ERA WHIP	IP WLS BF H R ER SO BB IBB HBP BLK WP HR S P ERA WHIP	IP WLS BF H R ER SO BB IBB HBP BLK WP HR S P ERA WHIP	IP WLS BF H R ER SO BB IBB HBP BLK WP HR S P ERA WHIP	IP WLS BF H R ER SO BB IBB HBP BLK WP HR S P ERA WHIP	IP WLS BF H R ER SO BB IBB HBP BLK WP HR S P ERA WHIP	IP WLS BF H R ER SO BB IBB HBP BLK WP HR S P ERA WHIP	IP WLS BF H R ER SO BB IBB HBP BLK WP HR S P ERA WHIP	IP WLS BF H R ER SO BB IBB HBP BLK WP HR S P ERA WHIP	IP WLS BF H R ER SO BB IBB HBP BLK WP HR S P ERA WHIP	IP WLS BF H R ER SO BB IBB HBP BLK WP HR S P ERA WHIP	IP WLS BF H R ER SO BB IBB HBP BLK WP HR S P ERA WHIP	IP WLS BF H R ER SO BB IBB HBP BLK WP HR S P ERA WHIP					
Robin Roberts, R ERA: 12.0	1.1	16	5	4	4	5	2	0	0	0	0	0	0	0	0	12.00	2.333			
Johnny Antonelli, L ERA: 13.5	2.0	10	4	3	3	2	0	0	0	0	1	14	14	13.50	2.000					
Warren Spahn, L ERA: 13.5	0.2	6	4	1	1	0	1	0	0	0	0	5	9	13.50	7.500					
Marv Grissom, R ERA: 81.0	1.1	4	0	0	0	2	0	0	0	0	0	8	8	0.00	0.000					
Gene Conley, R ERA: 81.0	0.1	5	3	3	3	0	1	0	0	0	1	4	8	81.00	12.000					

Batter	1	2	3	4	5	6	7	8	9	10	11	12	AB	R	H	RBI	BB	SO	LOB	TOP							
Harvey Kuenn, R OBP: 0.333, SLG: 0.333 Chico Carrasquel, R OBP: 0.667, SLG: 0.667	0-0 1B WP	0-0 L8			0-0 5-3		0-0 1B		0-0 F8 SH1-4 1B		0-0 F8		3 3	1 0	1 0	0 0	0 0	0 1									
Nellie Fox, L OBP: 0.333, SLG: 0.333 Bobby Avila, R	0-0 1B WP HR	0-0 L4			0-0 1-4-3		0-3 K		0-0 SH1-4		4-0 1B BB		3 1	1 0	0 0	0 0	0 1										
Ted Williams, L OBP: 0.500, SLG: 0.333 Al Smith, R	4-0 1B HR BB				0-0 1-3		0-0 F8		4-0 BB		0-3 K		3 1	1 0	1 0	1 0	1 1										
Mickey Mantle, S OBP: 0.333, SLG: 0.833	0-0 HR				0-0 F8		0-0 6-3		0-3 K		0-0 F8		6 1	2 3	0 1	3 3											
Yogi Berra, L OBP: 0.167, SLG: 0.167	0-0 L7				0-0 G3-6-1		0-0 2B G3 1B		0-0 F2		0-0 P6		6 1	1 0	0 0	0 5											
Al Kaline, R OBP: 0.500, SLG: 0.500	0-0 L5-3				0-0 K		0-0 G3 2B		1-0 BB BB HBP		4-0 BB		4 0	1 0	1 2	0 0											
Mickey Vernon, L OBP: 0.333, SLG: 0.200	0-0 F8				0-0 PB 1B		0-0 G3		4-0 BB BB		0-3 K		5 0	1 1	1 2	2 2											
Jim Finigan, R Al Rosen, R	0-0 E5 SH1-4				0-0 5-3		0-0 K		4-0 BB BB		0-3 K		3 0	0 0	0 0	1 2											
Billy Pierce, L Jackie Jensen, R Early Wynn, S Vic Power, R Whitey Ford, L Frank Sullivan, R	0-0 SH1-4				0-0 P6		0-0 P3		0-3 K		0-3 K		0 0	0 0	0 0	0 0	0 0	0 0	0 0								
Inning Stats	R: 4 E: 0 K: 0 S: 6	H: 3 LOB: 0 BB: 1 P: 10	R: 0 E: 1 K: 0 S: 4	H: 0 LOB: 1 BB: 0 P: 4	R: 0 E: 0 K: 0 S: 3	H: 1 LOB: 0 BB: 0 P: 3	R: 0 E: 0 K: 1 S: 6	H: 1 LOB: 0 BB: 0 P: 6	R: 0 E: 0 K: 0 S: 3	H: 0 LOB: 1 BB: 0 P: 7	R: 0 E: 0 K: 1 S: 7	H: 1 LOB: 1 BB: 0 P: 6	R: 0 E: 0 K: 0 S: 3	H: 0 LOB: 2 BB: 1 P: 8	R: 0 E: 0 K: 3 S: 9	H: 1 LOB: 1 BB: 1 P: 13	R: 0 E: 0 K: 1 S: 6	H: 1 LOB: 2 BB: 1 P: 10	R: 0 E: 0 K: 3 S: 9	H: 0 LOB: 0 BB: 0 P: 9	1B: 8 2B: 1 3B: 0 HR: 1	SF: 0 SAC: 2 DP: 1 HBP: 1	WP: 1 PB: 1 SB: 0 CS: 0	PA: 53			
PITCHER	IP WLS BF H R ER SO BB IBB HBP BLK WP HR S P ERA WHIP	3.0 14 4 4 0 0 0 0 0 0 0 0 13 17 12.00 1.667	3.0 12 3 1 1 2 0 0 0 0 0 0 6 6 0.00 1.000	1.0 4 1 0 0 1 0 0 0 0 0 0 6 6 0.00 1.000	0.2 5 0 0 0 1 2 0 1 0 0 0 4 13 0.00 3.000	3.1 15 2 0 0 5 3 0 0 0 0 0 22 34 0.00 1.500	12.1 1.0 3 0 0 0 3 0 0 0 0 0 9 9 0.00 0.000																				

American League All-Stars @ National League All-Stars
Milwaukee County Stadium, Milwaukee, WI
Tue Jul 12 1955, 4:33 AM EDT
Att. 45,643 - Sunny

AB 44
R 5
H 10
RBI 4
BB 6
SO 12
LOB 23



Batter	1	2	3	4	5	6	7	8	9	10	11	12	AB	R	H	RBI	BB	SO	LOB	BOTTOM						
Red Schoendienst, S OBP: 0.333, SLG: 0.333	0-0 K2-3 1B				0-0 F7		0-0 F9		0-0 1-3		0-0 4-3		6 0	2 0	0 0	0 0	0 1									
Del Ennis, R Stan Musial, L OBP: 0.400, SLG: 1.000	0-3 K2-3				0-3 K		0-3 G1-6-3		0-0 4-3		4-0 BB 1B		1 0	0 0	0 0	1 1										
Duke Snider, L Willie Mays, R OBP: 0.667, SLG: 0.667	0-3 K				0-0 F9		0-0 BB 1B 1B		0-0 1B 1B		0-3 K		2 0	0 0	0 0	1 0										
Ted Kluszewski, L OBP: 0.400, SLG: 0.800					0-0 P6		0-0 1B 2B		0-0 L8		0-0 F9		5 1	2 0	0 0	0 1										
Eddie Mathews, L Randy Jackson, R OBP: 0.333, SLG: 0.333					0-0 F5		0-0 F9		0-0 L8		0-3 K		2 0	0 0	0 0	0 1										
Don Mueller, L Hank Aaron, R OBP: 1.000, SLG: 1.000					0-0 F5		0-0 FC4 1B		4-0 1B BB		0-0 E5		2 0	1 0	0 0	0 0										
Ernie Banks, R Johnny Logan, R OBP: 0.333, SLG: 0.333					0-0 K		0-0 F2		0-0 BB 1B		0-3 K		2 0	0 0	0 1	2 2										
Del Crandall, R Smoky Burgess, L Stan Lopata, R					0-0 F9		0-0 FC4		0-0 E6		0-0 P4		1 0	0 0	0 0	0 2										
Robin Roberts, S Frank Thomas, R Harvey Haddix, L Earl Hughes, R Don Newcombe, L Gene Beatty, R Gary Jones, R Joe Nuxhall, L Gene Conley, R					0-0 P3		0-0 G1-6-5 1B		0-0 F8		0-0 F9		0 0	0 0	0 0	0 0	0 0	0 0	0 0							
Inning Stats	R: 0 E: 0 K: 2 S: 7	H: 1 LOB: 0 BB: 0 P: 7	R: 0 E: 0 K: 0 S: 3	H: 0 LOB: 0 BB: 0 P: 3	R: 0 E: 0 K: 1 S: 5	H: 0 LOB: 0 BB: 0 P: 5	R: 0 E: 0 K: 0 S: 3	H: 0 LOB: 0 BB: 0 P: 6	R: 0 E: 0 K: 0 S: 3	H: 2 LOB: 2 BB: 0 P: 5	R: 2 E: 1 K: 0 S: 6	H: 2 LOB: 1 BB: 1 P: 10	R: 3 E: 1 K: 0 S: 7	H: 4 LOB: 1 BB: 0 P: 7	R: 0 E: 0 K: 1 S: 6	H: 1 LOB: 1 BB: 1 P: 8	R: 0 E: 0 K: 1 S: 5	H: 0 LOB: 0 BB: 0 P: 5	R: 1 E: 0 K: 0 S: 1	H: 1 LOB: 0 BB: 0 P: 1	1B: 11 2B: 1 3B: 0 HR: 1	SF: 0 SAC: 0 DP: 1 HBP: 0	WP: 0 PB: 0 SB: 0 CS: 0	PA: 47		
PITCHER	IP WLS BF H R ER SO BB IBB HBP BLK WP HR S P ERA WHIP	3.0 9 1 0 0 0 0 0 0 0 0 0 15 15 0.00 0.333	3.0 11 3 0 0 1 0 0 0 0 0 0 13 13 0.00 1.000	1.2 12 5 5 3 0 1 0 0 0 0 0 11 15 16.20 3.600	3.1 15 4 1 1 4 1 0 0 0 0 0 22 26 2.70 1.500	12.1 1.0 3 0 0 0 3 0 0 0 0 0 9 9 0.00 0.000																				

American League All-Stars @ National League All-Stars
Milwaukee County Stadium, Milwaukee, WI
Tue Jul 12 1955, 4:33 AM EDT
Att. 45,643 - Sunny

AB 45
R 6
H 13
RBI 4
BB 2
SO 8
LOB 17



Batter	1	2	3	4	5	6	7	8	9	AB	R	H	RBI	BB	SO	LOB	TOP			
Willie Mays, R OBP: 0.250, SLG: 0.250 (1, 8)										4	2	1	0	0	0	1	National League All-Stars @ American League All-Stars Memorial Stadium, Baltimore, MD Tue Jul 08 1958, 3:33 AM EDT Att: 48,829 - Unknown 			
Bob Skinner, L OBP: 0.333, SLG: 0.333 Lee Walls, R (7, PH) (7, 7)										3	0	1	1	0	0	1				
Stan Musial, L OBP: 0.250, SLG: 0.250 (1, 3)										4	1	1	0	0	0	2				
Hank Aaron, R (1, 9)										2	0	0	1	1	0	1				
Ernie Banks, R (1, 6)										3	0	0	0	0	1	2				
Frank Thomas, R OBP: 0.500, SLG: 0.333 (1, 5)										3	0	1	0	1	0	0				
Bill Mazeroski, R (1, 4)										4	0	0	0	0	1	4				
Del Crandall, R (1, 2)										4	0	0	0	0	0	0				
Warren Spahn, L Don Blasingame, L Bob Friend, R Larry Jackson, R Johnny Logan, R Turk Farrell, R (1, 1) (4, PH) (4, 1) (6, 1) (7, PH) (7, 1)										0	0	0	0	1	0	0				
Inning Stats	R: 2 E: 0 K: 0 S: 5	H: 2 LOB: 2 BB: 1 P: 10	R: 1 E: 0 K: 0 S: 4	H: 1 LOB: 1 BB: 1 P: 8	R: 0 E: 0 K: 0 S: 3	H: 1 LOB: 1 BB: 1 P: 7	R: 0 E: 0 K: 0 S: 3	H: 0 LOB: 0 BB: 0 P: 3	R: 0 E: 1 K: 0 S: 4	H: 0 LOB: 1 BB: 0 P: 4	R: 0 E: 0 K: 0 S: 3	H: 0 LOB: 0 BB: 0 P: 3	R: 0 E: 0 K: 1 S: 5	H: 0 LOB: 0 BB: 0 P: 5	R: 0 E: 0 K: 1 S: 5	H: 0 LOB: 0 BB: 0 P: 5		1B: 4 2B: 0 3B: 0 HR: 0	SF: 1 SAC: 0 DP: 1 HBP: 1	WP: 1 PB: 0 SB: 1 CS: 0
PITCHER	IP WLS BF H R ER SO BB IBB HBP BLK WP HR S P ERA WHIP	IP WLS BF H R ER SO BB IBB HBP BLK WP HR S P ERA WHIP																		
Bob Turley, R ERA: 16.2 (1, 1)	1.2	11	3	3	3	0	2	0	1	0	0	0	0	0	0	17	16.20	3.000		
Ray Narleski, R ERA: (2, 1)	3.1	12	1	0	0	0	1	0	0	0	0	0	0	0	11	15	0.00	0.600		
Early Wynn, R ERA: (6, 1)	1.0	W	3	0	0	0	0	0	0	0	0	0	0	3	3	0.00	0.000			
Billy O'Dell, L ERA: (7, 1)	3.0	S	9	0	0	0	0	0	0	0	0	0	0	13	13	0.00	0.000			

Batter	1	2	3	4	5	6	7	8	9	AB	R	H	RBI	BB	SO	LOB	BOTTOM	
Nellie Fox, L OBP: 0.500, SLG: 0.500 (1, 4)										4	1	2	1	0	0	2	National League All-Stars @ American League All-Stars Memorial Stadium, Baltimore, MD Tue Jul 08 1958, 3:33 AM EDT Att: 48,829 - Unknown 	
Mickey Mantle, S OBP: 0.750, SLG: 0.500 (1, 8)										2	0	1	0	2	0	2		
Jackie Jensen, R (1, 9)										4	0	0	1	0	1	4		
Bob Cerv, R OBP: 0.667, SLG: 0.500 Billy O'Dell, S (1, 7) (7, 1)										2	0	1	0	1	0	0		
Bill Skowron, R (1, 3)										4	0	0	0	0	1	5		
Frank Malzone, R OBP: 0.250, SLG: 0.250 (1, 5)										4	1	1	0	0	1	0		
Gus Triandos, R OBP: 0.500, SLG: 0.500 Yogi Berra, L (1, 2) (6, PH) (7, 2)										2	0	1	0	0	0	0		
Luis Aparicio, R Ted Williams, L (1, 6) (6, PH) (7, 7)										2	1	0	0	0	0	1		
Al Kaline, R (9, 7)										0	0	0	0	0	0	0		
Bob Turley, R Ray Narleski, R Mickey Vernon, L Early Wynn, S Gil McDougald, R (1, 1) (2, 1) (5, PH) (6, 1) (6, PH) (7, 6)										0	0	0	0	0	0	0		
Inning Stats	R: 1 E: 1 K: 0 S: 5	H: 2 LOB: 1 BB: 0 P: 5	R: 1 E: 0 K: 0 S: 6	H: 3 LOB: 2 BB: 0 P: 6	R: 0 E: 0 K: 0 S: 3	H: 0 LOB: 0 BB: 0 P: 3	R: 0 E: 0 K: 0 S: 3	H: 0 LOB: 0 BB: 0 P: 3	R: 1 E: 1 K: 0 S: 5	H: 2 LOB: 1 BB: 2 P: 5	R: 0 E: 0 K: 2 S: 7	H: 0 LOB: 1 BB: 1 P: 11	R: 0 E: 0 K: 2 S: 7	H: 0 LOB: 0 BB: 0 P: 7	1B: 9 2B: 0 3B: 0 HR: 0	SF: 0 SAC: 1 DP: 3 HBP: 0	WP: 0 PB: 0 SB: 0 CS: 0	PA: 35
PITCHER	IP WLS BF H R ER SO BB IBB HBP BLK WP HR S P ERA WHIP	IP WLS BF H R ER SO BB IBB HBP BLK WP HR S P ERA WHIP																
Warren Spahn, L ERA: 3.0 (1, 1)	3.0	14	5	2	1	0	0	0	0	0	0	0	0	14	14	3.00	1.667	
Bob Friend, R ERA: 3.86 (4, 1)	2.1	L	13	4	2	1	0	1	1	0	0	0	0	11	19	3.86	2.143	
Larry Jackson, R ERA: (6, 1)	0.2	1	0	0	0	0	0	0	0	0	0	0	0	1	1	0.00	0.000	
Turk Farrell, R ERA: (7, 1)	2.0	7	0	0	0	0	4	1	0	0	0	0	0	14	18	0.00	0.500	

Batter	1	2	3	4	5	6	7	8	9	AB	R	H	RBI	BB	SO	LOB	TOP		
Minnie Minoso, R (1,7)										5	0	0	0	0	0	2	0		
Nelle Fox, L (1,4) OBP: 0.400, SLG: 0.400										5	1	2	0	0	1	1	0		
Al Kaline, R (1,8) Harvey Kuenn, R (6,8)										3	1	1	1	0	1	1	0		
Bill Skowron, R (1,3) Vic Power, R (6,3) OBP: 1.000, SLG: 1.000										3	0	2	0	0	0	0	0		
Rocky Colavito, R (1,9) Ted Williams, L (8,PH)										3	0	1	0	0	1	2	0		
Gil McDougald, R (8,PR)										0	0	0	0	0	1	0	0		
Gus Triandos, R (1,2) Mickey Mantle, S (8,PR)										4	0	1	2	0	0	2	0		
Harmon Killebrew, R (1,9) Jim Bunning, R (7,1) Pete Runnels, L (8,PH) Roy Sievers, R (8,PH) Whitey Ford, L (8,1) Bud Daley, L (8,1)										3	0	0	0	0	1	0	0		
Luis Aparicio, R (1,6) Sherm Lollar, R (8,PH)										3	0	0	0	0	1	0	0		
Early Wynn, S (1,1) Ryne Duren, R (4,1) Frank Malzone, R (7,5)										1	0	0	0	0	1	0	0		
Inning Stats	R: 0 E: 0 K: 2 S: 7	H: 0 LOB: 0 BB: 7 P: 7	R: 0 E: 0 K: 1 S: 5	H: 0 LOB: 0 BB: 0 P: 5	R: 0 E: 0 K: 1 S: 5	H: 0 LOB: 2 BB: 0 P: 6	R: 0 E: 0 K: 1 S: 6	H: 1 LOB: 0 BB: 0 P: 7	R: 0 E: 0 K: 2 S: 7	H: 0 LOB: 0 BB: 0 P: 7	R: 3 E: 0 K: 0 S: 6	H: 3 LOB: 3 BB: 3 P: 18	R: 0 E: 0 K: 1 S: 6	H: 1 LOB: 1 BB: 0 P: 6	1B: 6 2B: 1 3B: 0 HR: 1	SF: 0 SAC: 0 DP: 0 HBP: 0	WP: 1 PA: 39 CS: 0		
PITCHER	IP WLS BF H R ER SO BB IBB HBP BLK WP HR S P ERA WHIP																		
Don Drysdale, R (1,1) ERA: 3.0	3.0	9	0	0	0	4	0	0	0	0	0	0	0	1	17	17	0.00	0.000	
Lew Burdette, R (4,1) ERA: 3.0	3.0	14	4	1	1	2	0	0	0	0	0	0	1	18	18	3.00	1.333		
Roy Face, R (7,1) ERA: 16.2	1.2	10	3	3	3	2	2	0	0	0	0	0	0	12	20	16.20	3.000		
Johnny Antonelli, L (8,1) ERA: 0.0	0.1	W	2	0	0	0	1	0	0	0	0	0	0	1	5	0.00	3.000		
Don Elston, R (9,1) ERA: 0.0	1.0	S	4	1	0	0	1	0	0	0	0	0	1	0	6	0.00	1.000		
Batter	1	2	3	4	5	6	7	8	9	AB	R	H	RBI	BB	SO	LOB	BOTTOM		
Johnny Temple, R (1,4) Stan Musial, L (8,PH) Roy Face, R (7,1) Johnny Antonelli, L (8,1) Ken Boyer, R (8,PH)										2	0	0	0	0	0	0	0		
Eddie Mathews, L (1,5) Dick Groat, R (8,PH) Don Elston, R (9,1)										3	1	1	1	0	1	0	0		
Hank Aaron, R (1,9) OBP: 0.500, SLG: 0.500										4	1	2	1	0	1	0	0		
Willie Mays, R (1,8) OBP: 0.250, SLG: 0.750										4	0	1	1	0	1	1	0		
Ernie Banks, R (1,6) OBP: 0.750, SLG: 1.333										3	1	2	0	1	1	1	0		
Orlando Cepeda, R (1,3)										4	0	0	0	0	0	4	0		
Wally Moon, L (1,7)										2	0	0	0	1	2	1	0		
Del Crandall, R (1,2) OBP: 0.333, SLG: 0.333										3	1	1	1	0	1	2	0		
Don Drysdale, R (1,1) Lew Burdette, R (4,1) Bill Mazerowski, R (7,4) OBP: 1.000, SLG: 1.000										1	0	0	0	0	1	2	0		
Inning Stats	R: 1 E: 0 K: 1 S: 6	H: 1 LOB: 0 BB: 0 P: 6	R: 0 E: 0 K: 2 S: 8	H: 1 LOB: 1 BB: 1 P: 12	R: 0 E: 0 K: 0 S: 3	H: 0 LOB: 0 BB: 0 P: 3	R: 0 E: 0 K: 1 S: 4	H: 0 LOB: 1 BB: 1 P: 8	R: 0 E: 0 K: 2 S: 7	H: 0 LOB: 0 BB: 0 P: 7	R: 0 E: 0 K: 1 S: 6	H: 1 LOB: 1 BB: 0 P: 6	R: 2 E: 0 K: 1 S: 7	H: 3 LOB: 1 BB: 0 P: 7	R: 2 E: 0 K: 1 S: 8	H: 3 LOB: 1 BB: 0 P: 8	1B: 5 2B: 2 3B: 1 HR: 1	SF: 0 SAC: 1 DP: 1 HBP: 0	WP: 0 PA: 33 CS: 0
PITCHER	IP WLS BF H R ER SO BB IBB HBP BLK WP HR S P ERA WHIP																		
Early Wynn, R (1,1) ERA: 3.0	3.0	12	2	1	1	3	1	0	0	0	0	0	0	1	17	21	0.00	0.667	
Ryne Duren, R (4,1) ERA: 18.0	1.0	5	3	2	2	1	0	0	0	0	0	0	0	7	7	18.00	3.000		
Whitey Ford, L (8,1) ERA: 54.0	0.1	L	4	3	2	2	0	0	0	0	0	0	0	4	4	54.00	9.000		
Bud Daley, L (8,1) ERA: 0.0	0.2	2	0	0	0	1	0	0	0	0	0	0	0	4	4	0.00	0.000		

American League All-Stars @ National League All-Stars
 Forbes Field, Pittsburgh, PA
 Tue Jul 07 1959, 3:33 AM EDT
 Att: 35,277 - Unknown

AB	36
R	4
H	8
RBI	4
BB	3
SO	9
LOB	8



American League All-Stars @ National League All-Stars
 Forbes Field, Pittsburgh, PA
 Tue Jul 07 1959, 3:33 AM EDT
 Att: 35,277 - Unknown

AB	30
R	5
H	9
RBI	5
BB	2
SO	9
LOB	11



Batter	1	2	3	4	5	6	7	8	9	AB	R	H	RBI	BB	SO	LOB	TOP			
Pete Runnels, L Vic Power, R OBP: 0.500, SLG: 0.500	0-3 K		0-3 K						0-0 G3	3	0	0	0	1	2	1	American League All-Stars @ National League All-Stars Los Angeles Memorial Coliseum, Los Angeles, CA Mon Aug 03 1959, 6:33 AM EDT Att: 55,105 - Sunny			
Nelle Fox, L OBP: 0.500, SLG: 0.444	4-0 BB		0-0 HR						0-0 4-3	4	1	2	1	1	0	1				
Ted Williams, L Al Kaline, R OBP: 0.200, SLG: 0.800	0-0 3-4		0-0 F7						0-3 K	3	0	0	0	0	1	3				
Yogi Berra, L Sherm Lollar, R	0-3 K		0-0 HR							3	1	1	2	0	2	2				
Mickey Mantle, S Billy O'Dell, S Cal McLish, S										3	0	1	0	1	1	3				
Roger Maris, L Rocky Colavito, R OBP: 0.400, SLG: 1.000										2	0	0	0	0	1	2				
Frank Malzone, R OBP: 0.167, SLG: 0.667										2	1	1	1	0	1	0				
Luis Aparicio, R										3	0	0	0	1	1	0				
Jerry Walker, S Gene Woodling, L Early Wynn, S Hoyt Wilhelm, R Tony Kubek, L										1	0	0	0	0	1	1				
Inning Stats	R: 0 E: 0 K: 2 S: 7	H: 0 LOB: 1 BB: 1 P: 11	R: 1 E: 0 K: 2 S: 8	H: 2 LOB: 1 BB: 1 P: 12	R: 2 E: 0 K: 1 S: 7	H: 2 LOB: 1 BB: 1 P: 11	R: 0 E: 0 K: 0 S: 3	H: 0 LOB: 0 BB: 0 P: 3	R: 0 E: 0 K: 2 S: 5	H: 0 LOB: 0 BB: 0 P: 5	R: 1 E: 0 K: 2 S: 9	H: 1 LOB: 3 BB: 2 P: 17	R: 1 E: 0 K: 1 S: 6	H: 1 LOB: 0 BB: 0 P: 6	R: 0 E: 0 K: 1 S: 5	H: 0 LOB: 0 BB: 0 P: 5		1B: 3 2B: 0 3B: 0 HR: 3	SF: 0 SAC: 0 DP: 0 HBP: 0	WP: 0 PB: 0 CS: 1
PITCHER	IP	WLS	BF	H	R	ER	SO	BB	IBB	HBP	BLK	WP	HR	S	P	ERA	WHIP			
Don Drysdale, R ERA: 4.5	3.0	L	15	4	3	3	5	3	0	0	0	0	2	22	34	9.00	2.333			
Gene Conley, R ERA:	2.0		7	0	0	0	2	1	0	0	0	0	0	10	14	0.00	0.500			
Sam Jones, R ERA:	2.0		10	1	1	0	3	2	0	0	0	0	0	14	22	0.00	1.500			
Roy Face, R ERA: 9.82	2.0		7	1	1	1	2	0	0	0	0	0	1	11	11	4.50	0.500			
Batter	1	2	3	4	5	6	7	8	9	AB	R	H	RBI	BB	SO	LOB	BOTTOM			
Johnny Temple, R OBP: 0.250, SLG: 0.500 Jim Gilliam, S OBP: 0.667, SLG: 2.000	0-0 4-3 SF9		0-0 F8						0-0 G3	2	1	1	0	0	0	1	American League All-Stars @ National League All-Stars Los Angeles Memorial Coliseum, Los Angeles, CA Mon Aug 03 1959, 6:33 AM EDT Att: 55,105 - Sunny			
Ken Boyer, R OBP: 0.500, SLG: 0.333 Charlie Neal, R	0-0 4-3		0-0 P6							2	0	0	0	1	0	2				
Hank Aaron, R OBP: 0.250, SLG: 0.286	0-0 SF9									3	0	0	1	0	0	3				
Willie Mays, R OBP: 0.125, SLG: 0.375	0-0 5-3									4	0	0	0	0	0	0				
Ernie Banks, R OBP: 0.375, SLG: 0.571										4	0	0	0	0	2	0				
Stan Musial, L Frank Robinson, R OBP: 1.000, SLG: 2.000										0	0	0	0	1	0	0				
Wally Moon, L										3	1	3	1	0	0	0				
Del Crandall, R Hal Smith, R										2	0	1	0	0	0	1				
Don Drysdale, R Eddie Mathews, L Gene Conley, R Gene Cooney, L Vada Pinson, L Sam Jones, R Dick Groat, R Roy Face, R Emory Burgess, L										0	0	0	0	0	0	0				
Inning Stats	R: 1 E: 0 K: 0 S: 4	H: 1 LOB: 0 BB: 0 P: 4	R: 0 E: 0 K: 0 S: 2	H: 0 LOB: 0 BB: 1 P: 6	R: 0 E: 0 K: 1 S: 6	H: 1 LOB: 0 BB: 0 P: 6	R: 0 E: 0 K: 1 S: 5	H: 0 LOB: 0 BB: 0 P: 5	R: 1 E: 0 K: 0 S: 4	H: 1 LOB: 3 BB: 3 P: 16	R: 0 E: 0 K: 0 S: 4	H: 1 LOB: 1 BB: 0 P: 4	R: 1 E: 0 K: 0 S: 4	H: 1 LOB: 0 BB: 0 P: 4	R: 0 E: 0 K: 1 S: 5	H: 0 LOB: 0 BB: 0 P: 5		1B: 3 2B: 2 3B: 0 HR: 2	SF: 1 SAC: 0 DP: 1 HBP: 0	WP: 0 PB: 0 CS: 0
PITCHER	IP	WLS	BF	H	R	ER	SO	BB	IBB	HBP	BLK	WP	HR	S	P	ERA	WHIP			
Jerry Walker, R ERA: 3.0	3.0	W	11	2	1	1	1	1	0	0	0	0	0	12	16	3.00	1.000			
Early Wynn, R ERA: 3.6	2.0		10	1	1	1	1	3	0	0	0	0	1	9	21	4.50	2.000			
Hoyt Wilhelm, R ERA:	1.0		4	1	0	0	0	0	0	0	0	0	0	4	4	0.00	1.000			
Billy O'Dell, L ERA: 9.0	1.0		4	1	1	1	0	0	0	0	0	0	1	4	4	9.00	1.000			
Cal McLish, R ERA:	2.0	S	8	1	0	0	2	1	0	0	0	0	0	11	15	0.00	1.000			

Batter	1	2	3	4	5	6	7	8	9	AB	R	H	RBI	BB	SO	LOB	TOP			
Willie Mays, R OBP: 0.750, SLG: 1.500 Vada Pinson, L (8, 8)										4	1	3	1	0	0	0	National League All-Stars @ American League All-Stars Yankee Stadium, Bronx, NY Wed Jul 13 1960, 3:33 AM EDT Att: 38,362 - Unknown livebaseballscorecards.com			
Bob Skinner, L OBP: 0.286, SLG: 0.286 Orlando Cepeda, R (1, 7) (7, 7)										3	0	1	0	0	1	0				
Hank Aaron, R Roberto Clemente, R (1, 9) (8, PH) (8, 9)										3	0	0	0	0	0	2				
Ernie Banks, R OBP: 0.429, SLG: 1.000 Dick Groat, R (1, 6) (8, PH) (8, 6)										3	0	1	0	0	0	2				
Joe Adcock, R OBP: 0.600, SLG: 0.800 Bill White, L Norm Larker, L (1, 3) (4, 3) (9, PH) (9, 3)										2	1	1	0	0	1	0				
Eddie Mathews, L OBP: 0.143, SLG: 0.571 Ken Boyer, R OBP: 1.000, SLG: 4.000 (1, 5) (7, 5)										3	1	1	2	0	0	0				
Bill Mazerowski, R OBP: 0.400, SLG: 0.250 Charlie Neal, R Tony Taylor, R OBP: 1.000, SLG: 1.000 (1, 4) (4, 4) (8, 4)										2	0	0	0	0	0	0				
Del Crandall, R OBP: 0.400, SLG: 1.000 Stan Williams, R Stan Musial, L OBP: 1.000, SLG: 2.500 Ed Bailey, L (1, 2) (5, PH) (7, PH) (7, 2)										2	0	0	0	0	0	0				
Vern Law, R Johnny Podres, L Smoky Burgess, L Larry Jackson, R Bill Henry, L Lindy McDaniel, R (1, 1) (3, 1) (5, PH) (5, 2) (7, 1) (8, 1) (9, 1)										1	0	0	0	0	0	0				
Inning Stats	R: 0 E: 0 K: 0 S: 4	H: 2 LOB: 1 BB: 0 P: 4	R: 2 E: 0 K: 0 S: 5	H: 2 LOB: 0 BB: 0 P: 5	R: 1 E: 0 K: 1 S: 6	H: 1 LOB: 0 BB: 0 P: 6	R: 0 E: 0 K: 1 S: 5	H: 0 LOB: 0 BB: 0 P: 5	R: 0 E: 0 K: 0 S: 4	H: 1 LOB: 1 BB: 0 P: 4	R: 1 E: 0 K: 0 S: 4	H: 1 LOB: 0 BB: 0 P: 4	R: 0 E: 0 K: 0 S: 3	H: 1 LOB: 1 BB: 1 P: 7	R: 2 E: 0 K: 0 S: 5	H: 2 LOB: 2 BB: 2 P: 13		1B: 6 2B: 0 3B: 0 HR: 4	SF: 0 SAC: 1 DP: 1 HBP: 0	WP: 0 PB: 0 SB: 0 CS: 1
PITCHER	IP WLS BF H R ER SO BB IBB HBP BLK WP HR S P ERA WHIP	3.0 L 13 5 3 3 1 0 0 0 0 0 2 15 15 9.00 1.667	2.0 6 0 0 0 2 0 0 0 0 0 0 10 10 0.00 0.000	2.0 8 2 1 1 0 0 0 0 0 0 1 8 8 4.50 1.000	1.0 4 1 0 0 0 1 0 0 0 0 0 3 7 0.00 2.000	1.0 7 2 2 2 0 2 0 0 0 0 1 5 13 18.00 4.000														

Batter	1	2	3	4	5	6	7	8	9	AB	R	H	RBI	BB	SO	LOB	BOTTOM				
Minnie Minoso, R Ted Williams, L OBP: 0.500, SLG: 0.500 Brooks Robinson, R (1, 7) (7, PH) (7, PH) (8, 5)										2	0	0	0	1	1	2	National League All-Stars @ American League All-Stars Yankee Stadium, Bronx, NY Wed Jul 13 1960, 3:33 AM EDT Att: 38,362 - Unknown livebaseballscorecards.com				
Pete Runnels, L Gerry Staley, R Al Kaline, R OBP: 0.750, SLG: 1.667 (1, 4) (6, 1) (7, PH) (8, 7)										2	0	0	0	1	1	1					
Roger Maris, L Mickey Mantle, S OBP: 0.500, SLG: 0.250 (1, 9) (1, 8)										4	0	0	0	1	0	7					
Bill Skowron, R Vic Power, R (1, 3) (6, 3)										1	0	1	0	1	0	0					
Yogi Berra, L Sherm Lollar, R OBP: 0.333, SLG: 0.667 (1, 2) (6, 2)										2	0	0	0	0	1	2					
Frank Malzone, R Frank Lary, R Al Smith, R Gary Bell, R (1, 5) (8, 1) (8, PH) (9, 1)										2	0	0	0	1	0	1					
Ron Hansen, R OBP: 0.500, SLG: 0.500 (1, 6)										4	0	2	0	0	0	3					
Whitey Ford, L Harvey Kuenn, R OBP: 0.250, SLG: 0.250 Early Wynn, S Nellie Fox, L OBP: 0.400, SLG: 0.400 (1, 1) (3, PH) (4, 1) (5, PH) (6, 4)										0	0	0	0	0	0	0					
Inning Stats	R: 0 E: 0 K: 1 S: 5	H: 0 LOB: 0 BB: 0 P: 5	R: 0 E: 0 K: 0 S: 3	H: 1 LOB: 0 BB: 0 P: 3	R: 0 E: 0 K: 0 S: 4	H: 1 LOB: 2 BB: 2 P: 12	R: 0 E: 0 K: 1 S: 5	H: 0 LOB: 1 BB: 1 P: 9	R: 0 E: 0 K: 1 S: 5	H: 2 LOB: 1 BB: 0 P: 6	R: 0 E: 0 K: 0 S: 4	H: 1 LOB: 3 BB: 2 P: 12	R: 0 E: 0 K: 0 S: 5	H: 2 LOB: 2 BB: 0 P: 5	R: 0 E: 0 K: 0 S: 4	H: 1 LOB: 1 BB: 0 P: 4		1B: 7 2B: 1 3B: 0 HR: 0	SF: 0 SAC: 0 DP: 2 HBP: 0	WP: 0 PB: 0 SB: 0 CS: 0	PA: 39
PITCHER	IP WLS BF H R ER SO BB IBB HBP BLK WP HR S P ERA WHIP	2.0 W 6 1 0 0 1 3 0 0 0 0 0 9 21 0.00 2.000	2.0 8 2 0 0 2 1 0 0 0 0 0 11 15 0.00 1.500	1.0 6 1 0 0 0 2 0 0 0 0 0 4 12 0.00 3.000	1.0 5 2 0 0 0 0 0 0 0 0 0 5 5 0.00 2.000																

Batter	1	2	3	4	5	6	7	8	9	AB	R	H	RBI	BB	SO	LOB	TOP				
Maury Wills, S OBP: 0.286, SLG: 0.286 Hank Aaron, R OBP: 0.333, SLG: 0.333 Stu Miller, R (7, 1)	L3			1B		6-3	L7			2	0	1	0	0	0	0	National League All-Stars @ American League All-Stars Fenway Park, Boston, MA Mon Jul 31 1961, 3:33 AM EDT Att: 31,851 - Unknown				
Eddie Mathews, L (1, 5)	P4			F7		1B HBP 1B BB		K		3	1	0	0	1	1						
Willie Mays, R OBP: 0.444, SLG: 0.500 (1, 8)	5-3			1B		F9		4-3 BB		3	0	1	0	1	0						
Orlando Cepeda, R (1, 7)		L6		F4		1B 1-2 HBP		4-3 BB		3	0	0	0	0	3						
Roberto Clemente, R OBP: 0.286, SLG: 0.667 Eddie Kasko, R OBP: 1.000, SLG: 1.000 Ernie Banks, R (8, 6) (8, 6)	F8			6-3		1B 1-2 2-3 1B		K		2	0	0	0	0	2						
Bill White, L OBP: 0.375, SLG: 0.571 (1, 3)	4-3				4-3 2B	1-2 2-3 3-H 1B			G3		4	0	2	1	0						
Frank Bolling, R (1, 4)			5-3		4-3	F7		5-3		4	0	0	0	0	4						
Smoky Burgess, L OBP: 0.200, SLG: 0.200 John Roseboro, L (1, 2) (4, 2)			K		K		K		K		1	0	0	0	1						
Bob Purkey, R Dick Stuart, R Art Mahaffey, R Stan Musial, L Sandy Koufax, R George Allman, L (1, 1) (3, PH) (3, 1) (5, PH) (5, 1) (7, PH) (7, 9)	6-3			6-3			F8				0	0	0	0	0						
Inning Stats	R: 0 E: 0 K: 0 S: 3	H: 0 LOB: 0 BB: 0 P: 3	R: 0 E: 0 K: 0 S: 3	H: 0 LOB: 0 BB: 0 P: 3	R: 0 E: 0 K: 1 S: 5	H: 2 LOB: 2 BB: 0 P: 5	R: 0 E: 0 K: 2 S: 5	H: 1 LOB: 1 BB: 0 P: 8	R: 1 E: 0 K: 0 S: 5	H: 2 LOB: 3 BB: 1 P: 10	R: 0 E: 0 K: 1 S: 5	H: 0 LOB: 0 BB: 0 P: 5	R: 0 E: 0 K: 1 S: 5	H: 0 LOB: 0 BB: 0 P: 5	R: 0 E: 0 K: 1 S: 5	H: 0 LOB: 1 BB: 1 P: 11		1B: 4 2B: 1 3B: 0 HR: 0	SF: 0 SAC: 0 DP: 0 HBP: 1	WP: 0 PB: 0 CS: 0	PA: 35
PITCHER	IP	WLS	BF	H	R	ER	SO	BB	IBB	HBP	BLK	WP	HR	S	P	ERA	WHIP				
Jim Bunning, R ERA: 3.0	3.0		9	0	0	0	1	0	0	0	0	0	0	11	11	0.00	0.000				
Don Schwall, R ERA: 3.0	3.0		16	5	1	1	2	1	0	1	0	0	0	18	23	3.00	2.000				
Camilo Pascual, R ERA: 3.0	3.0		10	0	0	0	4	1	0	0	0	0	0	17	21	0.00	0.333				

Batter	1	2	3	4	5	6	7	8	9	AB	R	H	RBI	BB	SO	LOB	BOTTOM				
Norm Cash, L OBP: 0.125, SLG: 0.250 (1, 3)	K		F3		6-3			4-3		4	0	0	0	0	1	0	National League All-Stars @ American League All-Stars Fenway Park, Boston, MA Mon Jul 31 1961, 3:33 AM EDT Att: 31,851 - Unknown				
Rocky Colavito, R OBP: 0.125, SLG: 0.500 (1, 7)	HR		P6			F9		5-3		4	1	1	1	0	0						
Al Kaline, R OBP: 0.500, SLG: 0.500 (1, 9)	L1-3		L6-3			1B			S 1B	4	0	2	0	0	0						
Mickey Mantle, S (1, 8)	F8			E BB		K		K		3	0	0	0	1	2						
John Romano, R Roger Maris, L Elston Howard, R (1, 2) (4, PH) (5, 2)		F4		F4		5-3		K		1	0	0	0	0	0						
Luis Aparicio, R Roy Sievers, R (1, 6) (9, PH)		PB BB		E4 G4-6-3			K		K	2	0	0	0	1	1						
Johnny Temple, R (1, 4)		BB		G4-6-3			K		K	2	0	0	0	1	2						
Brooks Robinson, R OBP: 0.200, SLG: 0.200 (1, 5)		K			G3-6-4 1B		6-3			3	0	1	0	0	1						
Jim Bunning, R Don Schwall, R Camilo Pascual, R (1, 1) (4, 1) (7, 1)		F3			G3-6-4 1-2			F3		1	0	0	0	0	0						
Inning Stats	R: 1 E: 0 K: 1 S: 6	H: 1 LOB: 0 BB: 0 P: 6	R: 0 E: 0 K: 1 S: 5	H: 0 LOB: 2 BB: 2 P: 13	R: 0 E: 0 K: 0 S: 3	H: 0 LOB: 0 BB: 0 P: 3	R: 0 E: 1 K: 0 S: 3	H: 0 LOB: 1 BB: 1 P: 7	R: 0 E: 0 K: 1 S: 6	H: 1 LOB: 1 BB: 0 P: 6	R: 0 E: 0 K: 2 S: 7	H: 0 LOB: 0 BB: 0 P: 7	R: 0 E: 0 K: 0 S: 3	H: 0 LOB: 0 BB: 0 P: 3	R: 0 E: 0 K: 3 S: 10	H: 1 LOB: 1 BB: 0 P: 10		1B: 3 2B: 0 3B: 0 HR: 1	SF: 0 SAC: 0 DP: 2 HBP: 0	WP: 0 PB: 1 CS: 0	PA: 33
PITCHER	IP	WLS	BF	H	R	ER	SO	BB	IBB	HBP	BLK	WP	HR	S	P	ERA	WHIP				
Bob Purkey, R ERA: 2.25	2.0		7	0	0	0	0	1	0	0	0	0	0	6	10	0.00	0.500				
Art Mahaffey, R ERA: 2.0	2.0		7	2	0	0	1	0	0	0	0	0	0	9	9	0.00	1.000				
Stu Miller, R ERA: 3.0	3.0		10	1	0	0	5	0	0	0	0	0	0	20	20	0.00	0.333				

Batter	1	2	3	4	5	6	7	8	9	AB	R	H	RBI	BB	SO	LOB	TOP								
Dick Groat, R OBP: 0.333, SLG: 0.333 Jim Davenport, R OBP: 1.000, SLG: 1.000	6-3		5-3			F8 1B 1-H		1B		3	1	1	1	0	0	0	National League All-Stars @ American League All-Stars D.C. Stadium, Washington, DC Tue Jul 10 1962, 3:33 AM EDT Att: 45,480 - Unknown livebaseballscorecards.com								
Roberto Clemente, R OBP: 1.000, SLG: 1.333 Felipe Alou, R	2B			CS BB		5-3 F8		SF9		3	0	3	0	0	0	0									
Willie Mays, R	F3			S CS		F8		F2		3	0	0	0	1	0	4									
Orlando Cepeda, R Bob Purkey, R Johnny Callison, L OBP: 1.000, SLG: 1.000 Bob Shaw, R	F2			1-2 BB		5-3		1B		3	0	0	1	0	1	5									
Tommy Davis, R	L8			1-2 BB		5-3		F8		4	0	0	0	0	0	5									
Ken Boyer, R Ernie Banks, R	K			2-3		6-3		F7		2	0	0	0	0	1	0									
Del Crandall, R	F7					1-3		P4		4	0	0	0	0	0	0									
Bill Mazeroski, R Frank Bolling, R			F7			P6		F8		2	0	0	0	0	0	0									
Don Drysdale, R Juan Marichal, R Stan Musial, L OBP: 1.000, SLG: 1.000 Maury Wills, S OBP: 1.000, SLG: 1.000	K		K			S		1B SF9		1	0	0	0	0	1	0									
Inning Stats	R: 0 E: 0 K: 0 S: 4	H: 1 LOB: 1 BB: 0 P: 4	R: 0 E: 0 K: 1 S: 5	H: 0 LOB: 0 BB: 0 P: 5	R: 0 E: 0 K: 1 S: 5	H: 0 LOB: 0 BB: 0 P: 5	R: 0 E: 0 K: 1 S: 5	H: 1 LOB: 1 BB: 1 P: 9	R: 0 E: 0 K: 0 S: 3	H: 0 LOB: 0 BB: 0 P: 3	R: 2 E: 0 K: 0 S: 6	H: 3 LOB: 2 BB: 0 P: 6	R: 0 E: 0 K: 0 S: 3	H: 0 LOB: 0 BB: 0 P: 3	R: 1 E: 0 K: 0 S: 6	H: 3 LOB: 2 BB: 0 P: 6		R: 0 E: 0 K: 0 S: 3	H: 0 LOB: 0 BB: 0 P: 3	1B: 7 2B: 2 3B: 0 HR: 0	SF: 1 SAC: 0 DP: 1 HBP: 0	WP: 0 PB: 0 SB: 2 CS: 2	PA: 35		
PITCHER	IP	WLS	BF	H	R	ER	SO	BB	IBB	HBP	BLK	WP	HR	S	P	ERA	WHIP								
Jim Bunning, R ERA: 6.00	3.0	L	10	1	0	2	2	0	0	0	0	0	0	14	14	0.00	0.333								
Camilo Pascual, R ERA: 6.0	3.0		13	4	2	2	1	1	0	0	0	0	0	14	18	6.00	1.667								
Dick Donovan, R ERA: 4.5	2.0		3	3	1	1	0	0	0	0	0	0	0	9	9	4.50	1.500								
Mitt Pappas, R ERA: 4.5	1.0		3	0	0	0	0	0	0	0	0	0	0	3	3	0.00	0.000								

Batter	1	2	3	4	5	6	7	8	9	AB	R	H	RBI	BB	SO	LOB	BOTTOM								
Rich Rollins, R OBP: 0.667, SLG: 0.500 Brooks Robinson, R	HBP		P4			1B SF8		FC6-4		2	1	1	0	0	0	1	National League All-Stars @ American League All-Stars D.C. Stadium, Washington, DC Tue Jul 10 1962, 3:33 AM EDT Att: 45,480 - Unknown livebaseballscorecards.com								
Billy Moran, R OBP: 0.333, SLG: 0.333 Bobby Richardson, R	F9		K			1-3		FC6-4		3	0	1	0	0	1	2									
Roger Maris, L Jim Landis, R	K			F8		SF8		K		2	0	0	1	0	1	1									
Mickey Mantle, S Rocky Colavito, R	K			BB		1-3		1-3		1	0	0	0	1	1	1									
Jim Gentile, L	FC3-6			F7		K		FC4-6		3	0	0	0	1	1	3									
Leon Wagner, L	FC3-6			F5		4-3		F7		4	0	0	0	0	0	3									
Earl Battey, R John Romano, R OBP: 0.500, SLG: 0.500	G3-6-1			L9		5-3		1B		2	0	0	0	0	0	1									
Luis Aparicio, R OBP: 0.250, SLG: 0.750				6-3		4-3		F8		4	0	1	0	0	0	2									
Jim Bunning, R Lee Thomas, L Camilo Pascual, R Dick Donovan, L Norm Siebern, L Mitt Pappas, R	P6			6-3		6-3		3-1		0	0	0	0	0	0	0									
Inning Stats	R: 0 E: 0 K: 2 S: 7	H: 0 LOB: 1 BB: 0 P: 8	R: 0 E: 0 K: 0 S: 2	H: 0 LOB: 0 BB: 1 P: 6	R: 0 E: 0 K: 1 S: 6	H: 1 LOB: 1 BB: 0 P: 6	R: 0 E: 0 K: 0 S: 3	H: 0 LOB: 1 BB: 1 P: 7	R: 0 E: 0 K: 0 S: 3	H: 0 LOB: 0 BB: 0 P: 3	R: 1 E: 0 K: 1 S: 7	H: 2 LOB: 1 BB: 0 P: 7	R: 0 E: 0 K: 0 S: 3	H: 0 LOB: 0 BB: 0 P: 3	R: 0 E: 0 K: 1 S: 5	H: 0 LOB: 1 BB: 0 P: 6		R: 0 E: 0 K: 0 S: 4	H: 1 LOB: 2 BB: 1 P: 8	1B: 3 2B: 0 3B: 1 HR: 0	SF: 1 SAC: 0 DP: 1 HBP: 2	WP: 0 PB: 0 SB: 0 CS: 0	PA: 35		
PITCHER	IP	WLS	BF	H	R	ER	SO	BB	IBB	HBP	BLK	WP	HR	S	P	ERA	WHIP								
Don Drysdale, R ERA: 0.00	3.0		11	1	0	0	3	1	0	1	0	0	0	15	20	0.00	0.667								
Juan Marichal, R ERA: 0.00	2.0	W	7	0	0	0	0	1	0	0	0	0	0	6	10	0.00	0.500								
Bob Purkey, R ERA: 4.5	2.0		8	2	1	1	1	0	0	0	0	0	0	10	10	4.50	1.000								
Bob Shaw, R ERA: 0.00	2.0	S	9	1	0	0	1	1	0	1	0	0	0	9	14	0.00	1.000								

Batter	1	2	3	4	5	6	7	8	9	AB	R	H	RBI	BB	SO	LOB	TOP										
Rich Rollins, R OBP: 0.500, SLG: 0.400 Brooks Robinson, R (5, 5)	0-0 1B		0-0 F9		0-0 6-3		4-0 FC4-6 1B HR BB	0-0 F7		3	0	1	0	0	0	0	3 0 1 0 0 0 0 1 1 0 0 1 0 1										
Billy Moran, R OBP: 0.286, SLG: 0.286 Yogi Berra, L (9, PH) Bobby Richardson, R (9, 4)	0-0 F8		0-0 E6 E7		0-0 F9		0-0 FC4-6 1-2 1B	0-0 E5 WP 2B		4	0	1	0	0	0	0	1 0 0 1										
Roger Maris, L OBP: 0.250, SLG: 0.333	0-0 F9		0-0 F8		4-0 BB		0-0 FC4-6 HR	0-0 WP SF8 2B		4	2	1	1	1	0	4	4 2 1 1 1 0 4										
Rocky Colavito, R OBP: 0.286, SLG: 0.800	0-0 L5		0-0 E7 1-H		0-3 K		0-0 HR	0-0 SF8 2-H		4	1	1	4	0	1	3	4 1 1 4 0 1 3										
Jim Gentile, L OBP: 0.333, SLG: 0.143		0-3 K		0-0 G3		4-0 FC5-4 BB	0-0 1B	0-0 F7		4	0	1	0	1	1	1	4 0 1 0 1 1 1										
Earl Battey, R Al Kaline, R (6, PR) Elston Howard, R (6, 2)	0-0 6-3		0-0 HR BB		4-0 FC5-4 2B		0-3 K	0-3 K		2	1	0	0	1	0	1	0 1 0 2										
Leon Wagner, L Lee Thomas, L (8, 7)	0-0 1B		0-0 HR		0-0 L6		0-0 P6	0-0 FC6-4 1B		4	1	3	2	0	0	1	4 1 3 2 0 0 1 0 0 0 0 0 0 0										
Luis Aparicio, R OBP: 0.167, SLG: 0.500 Tom Tresh, S OBP: 0.500, SLG: 1.000	0-3 K		0-0 L6		0-0 FC6-4		0-0 2B	0-0 FC6-4		2	0	0	0	0	1	1	2 0 0 0 0 1 1 2 0 1 1 0 0 1										
Dave Stenhouse, R Pete Runnels, L (3, PH) Ray Herbert, R (3, 1) Hank Aguirre, R (6, 1) Milt Pappas, R (9, 1)			0-0 HR		0-3 K		0-3 K	0-3 K		0	0	0	0	0	0	0	0 1 1 1 1 0 0 0										
Inning Stats	R: 0 E: 0 K: 0 S: 4	H: 1 LOB: 1 BB: 0 P: 4	R: 0 E: 0 K: 2 S: 8	H: 1 LOB: 0 BB: 0 P: 8	R: 1 E: 2 K: 0 S: 5	H: 1 LOB: 1 BB: 0 P: 5	R: 2 E: 0 K: 1 S: 6	H: 1 LOB: 0 BB: 1 P: 10	R: 0 E: 0 K: 1 S: 5	H: 0 LOB: 1 BB: 1 P: 9	R: 1 E: 0 K: 0 S: 3	H: 1 LOB: 2 BB: 1 P: 7	R: 3 E: 0 K: 2 S: 10	H: 3 LOB: 1 BB: 1 P: 14	R: 0 E: 0 K: 1 S: 6	H: 1 LOB: 1 BB: 0 P: 6	R: 2 E: 1 K: 1 S: 7	H: 1 LOB: 1 BB: 0 P: 7	1B: 5 2B: 2 3B: 0 HR: 3	SF: 1 SAC: 0 DP: 0 HBP: 0	WP: 2 PB: 0 CS: 0	PA: 42					
PITCHER	IP	WLS	BF	H	R	ER	SO	BB	IBB	HBP	BLK	WP	HR	S	P	ERA	WHIP										
Johnny Podres, L ERA: 13.5	2.0		8	2	0	0	2	0	0	0	0	0	0	12	12	0.00	1.000										
Art Mahaffey, R ERA: 4.5	2.0	L	10	2	3	3	1	1	0	0	0	0	2	11	15	13.50	1.500										
Bob Gibson, R ERA: 27.0	2.0		8	1	1	1	1	2	0	0	0	0	0	8	16	4.50	1.500										
Turk Farrell, R ERA: 2.25	1.0		7	3	3	3	2	1	0	0	0	0	1	10	14	27.00	4.000										
Juan Marichal, R ERA: 2.25	2.0		9	2	2	1	2	0	0	0	0	2	0	13	13	4.50	1.000										

American League All-Stars @ National League All-Stars
Wrigley Field, Chicago, IL
Mon Jul 30 1962, 3:33 AM CDT
Att: 38,359 - Unknown

livebaseballscores.com

AB 37
R 9
H 10
RBI 9
BB 4
SO 8
LOB 17



Batter	1	2	3	4	5	6	7	8	9	AB	R	H	RBI	BB	SO	LOB	BOTTOM										
Dick Groat, R OBP: 0.571, SLG: 0.500 Maury Wills, S OBP: 0.500, SLG: 0.500	1-0 BB 1B HBP	0-0 2-H 1B			0-0 1B		0-0 6-3		0-0 FC6-4	3	0	2	2	0	0	1	3 0 2 2 0 0 1 1 0 0 0 0 0 1										
Roberto Clemente, R OBP: 0.600, SLG: 0.800 Frank Robinson, R (4, 9)	0-0 F9	0-3 K			0-0 F8		0-0 5-3		0-0 F7	2	0	0	0	0	1	2	2 0 0 0 0 1 2 3 0 0 0 0 0 3										
Willie Mays, R OBP: 0.500, SLG: 0.400 Hank Aaron, R (4, 8)	0-0 BB 1B		0-0 G6-4-3 1B		0-0 6-3		0-0 4-3		0-0 2B	2	0	2	0	0	0	0	2 0 2 0 0 0 0 2 0 0 0 0 0 1										
Orlando Cepeda, R Ernie Banks, R OBP: 0.250, SLG: 0.750	4-0 BB 1B		0-0 G6-4-3 1-2 2-3 BB		0-0 G3		0-0 6-3 3B		0-0 6-3	1	0	0	0	1	0	1	1 0 0 0 1 0 1 2 1 1 0 0 0 0										
Tommy Davis, R Stan Musial, L OBP: 0.333, SLG: 0.333 Billy Williams, L (7, 7)	0-0 F2		0-0 6-3		0-0 F8		0-0 6-3		0-0 K	1	0	0	0	0	0	3	1 0 0 0 0 0 3 2 0 0 0 0 0 0										
Ken Boyer, R OBP: 0.200, SLG: 0.200 Eddie Mathews, L (7, 5)	0-0 L6		0-0 G4-6-3 1B		0-0 F9		0-3 K		0-0 K	3	0	1	0	0	0	3	3 0 1 0 0 0 3 1 0 0 0 0 1 0										
Del Crandall, R John Roseboro, L OBP: 0.333, SLG: 1.333		0-0 F8		0-0 G4-6-3 1-2		0-3 K		0-0 HR		1	0	0	0	0	0	0	1 0 0 0 0 0 0 3 1 1 1 1 0 1 1										
Bill Mazerowski, R George Altman, L Bob Gibson, R Turk Farrell, R Richie Ashburn, L Juan Marichal, R Johnny Callison, L OBP: 1.000, SLG: 1.000	0-0 5-3		0-0 F7		0-0 2B 6-3 1B		0-0 FC6-4 BB		0-0 FC6-4	1	1	1	0	0	0	0	1 0 0 0 0 0 0 1 0 1 1 1 0 0 0 0 0 0 0 0 0 1 0 0										
Johnny Podres, L OBP: 1.000, SLG: 2.000 Art Mahaffey, R Frank Bolling, R OBP: 0.200, SLG: 0.400	0-0 1B 2B		0-0 F8		0-0 F8		0-0 6-3 2B		0-0 FC6-4	1	1	1	0	0	0	0	1 1 1 0 0 0 0 0 0 0 0 0 0 0 3 0 1 0 0 0 1										
Inning Stats	R: 0 E: 0 K: 0 S: 4	H: 1 LOB: 3 BB: 1 P: 9	R: 1 E: 0 K: 1 S: 7	H: 2 LOB: 1 BB: 0 P: 7	R: 0 E: 0 K: 0 S: 3	H: 1 LOB: 0 BB: 0 P: 3	R: 0 E: 0 K: 0 S: 3	H: 1 LOB: 1 BB: 0 P: 3	R: 0 E: 0 K: 0 S: 4	H: 0 LOB: 0 BB: 0 P: 3	R: 1 E: 0 K: 1 S: 7	H: 2 LOB: 1 BB: 0 P: 7	R: 1 E: 0 K: 1 S: 6	H: 1 LOB: 0 BB: 0 P: 6	R: 1 E: 0 K: 0 S: 4	H: 1 LOB: 1 BB: 1 P: 8	1B: 6 2B: 2 3B: 1 HR: 1	SF: 0 SAC: 0 DP: 2 HBP: 1	WP: 0 PB: 0 CS: 0	PA: 38							
PITCHER	IP	WLS	BF	H	R	ER	SO	BB	IBB	HBP	BLK	WP	HR	S	P	ERA	WHIP										
Dave Stenhouse, R ERA: 4.5	2.0		11	3	0	0	0	0	0	0	0	0	0	10	10	0.00	1.000										
Ray Herbert, R ERA: 6.0	3.0	W	10	3	0	0	0	0	0	0	0	0	0	16	16	6.00	1.000										
Hank Aguirre, L ERA: 6.0	3.0		12	3	2	2	2	0	0	0	0	0	0	16	16	6.00	1.000										
Milt Pappas, R ERA: 4.5	1.0	S	5	1	1	1	0	1	0	0	0	0	1	4	8	9.00	2.000										

American League All-Stars @ National League All-Stars
Wrigley Field, Chicago, IL
Mon Jul 30 1962, 3:33 AM CDT
Att: 38,359 - Unknown

livebaseballscores.com

AB 35
R 4
H 10
RBI 4
BB 2
SO 3
LOB 17



Batter	1	2	3	4	5	6	7	8	9	AB	R	H	RBI	BB	SO	LOB	TOP				
Tommy Davis, R OBP: 0.500, SLG: 0.333 Duke Snider, L (9, PH) (9, 7)	0-0 5-3		0-0 FC5-4 1B		4-0 E G3 BB		0-0 F8		0-3 K	3	1	1	0	1	0	0					
Hank Aaron, R (1, 9)	0-0 5-3		0-0 FC5-4 1B 1-2		0-0 F8		0-0 P8			4	1	0	0	0	0	2					
Bill White, L OBP: 0.250, SLG: 0.250 (1, 3)	0-0 4-3		0-0 G3		0-0 E4 G3				0-0 S 1B	4	1	1	0	0	0	2					
Willie Mays, R OBP: 0.500, SLG: 0.333 Roberto Clemente, R (9, 8)		4-0 S 1B BB	0-0 S 1B		0-0 G3				0-3 K	3	2	1	2	1	1	2					
Ed Bailey, L OBP: 1.000, SLG: 1.000 Stan Musial, L (5, PH) Ray Culp, R (5, 1) Ron Santo, R OBP: 1.000, SLG: 1.000 (6, 5)		4-0 S 1B BB	0-0 S 1B		0-0 L9				0-0 K	1	0	1	1	1	0	0					
Ken Boyer, R Hal Woodeshick, R (6, 1) Willie McCovey, L (8, PH) Don Drysdale, R (8, 1)		0-0 P4 BB	0-0 F7 1B		0-0 L9				0-3 K	1	0	0	0	0	0	0					
Dick Groat, R OBP: 0.250, SLG: 0.250 (1, 6)		0-0 FC6-4 1B 1-2 2-H			0-0 F9				0-3 K	4	0	1	1	0	1	1					
Julian Javier, R (1, 4)		0-3 K			0-0 P5				0-3 K	4	0	0	0	0	2	2					
Jim O'Toole, S Larry Jackson, R (3, 1) Johnny Edwards, L (5, 2)		0-0 FC6-4 1-2			0-0 F8				0-0 F7	1	0	0	0	0	0	2					
Inning Stats	R: 0 E: 0 K: 0 S: 3	H: 0 LOB: 0 BB: 0 P: 3	R: 1 E: 0 K: 1 S: 6	H: 1 LOB: 2 BB: 2 P: 14	R: 2 E: 0 K: 0 S: 6	H: 3 LOB: 1 BB: 0 P: 6	R: 0 E: 0 K: 0 S: 3	H: 0 LOB: 0 BB: 0 P: 3	R: 1 E: 1 K: 0 S: 4	H: 0 LOB: 1 BB: 1 P: 8	R: 0 E: 0 K: 0 S: 3	H: 0 LOB: 0 BB: 0 P: 3	R: 0 E: 0 K: 3 S: 11	H: 2 LOB: 1 BB: 0 P: 11	R: 0 E: 0 K: 2 S: 7	H: 0 LOB: 0 BB: 0 P: 7	1B: 6 2B: 0 3B: 0 HR: 0	SF: 0 SAC: 0 DP: 0 HBP: 0	WP: 0 PB: 0 SB: 0 CS: 3	PA: 37	
PITCHER	IP WLS BF H R ER SO BB IBB HBP BLK WP HR S P ERA WHIP	IP WLS BF H R ER SO BB IBB HBP BLK WP HR S P ERA WHIP	IP WLS BF H R ER SO BB IBB HBP BLK WP HR S P ERA WHIP	IP WLS BF H R ER SO BB IBB HBP BLK WP HR S P ERA WHIP	IP WLS BF H R ER SO BB IBB HBP BLK WP HR S P ERA WHIP	IP WLS BF H R ER SO BB IBB HBP BLK WP HR S P ERA WHIP	IP WLS BF H R ER SO BB IBB HBP BLK WP HR S P ERA WHIP	IP WLS BF H R ER SO BB IBB HBP BLK WP HR S P ERA WHIP	IP WLS BF H R ER SO BB IBB HBP BLK WP HR S P ERA WHIP	IP WLS BF H R ER SO BB IBB HBP BLK WP HR S P ERA WHIP	IP WLS BF H R ER SO BB IBB HBP BLK WP HR S P ERA WHIP	IP WLS BF H R ER SO BB IBB HBP BLK WP HR S P ERA WHIP	IP WLS BF H R ER SO BB IBB HBP BLK WP HR S P ERA WHIP	IP WLS BF H R ER SO BB IBB HBP BLK WP HR S P ERA WHIP	IP WLS BF H R ER SO BB IBB HBP BLK WP HR S P ERA WHIP	IP WLS BF H R ER SO BB IBB HBP BLK WP HR S P ERA WHIP	IP WLS BF H R ER SO BB IBB HBP BLK WP HR S P ERA WHIP	IP WLS BF H R ER SO BB IBB HBP BLK WP HR S P ERA WHIP	IP WLS BF H R ER SO BB IBB HBP BLK WP HR S P ERA WHIP	IP WLS BF H R ER SO BB IBB HBP BLK WP HR S P ERA WHIP	IP WLS BF H R ER SO BB IBB HBP BLK WP HR S P ERA WHIP

National League All-Stars @ American League All-Stars
Cleveland Municipal Stadium, Cleveland, OH
Tue Jul 09 1963, 3:33 AM EDT
Att: 44,160 - Unknown

AB 34
R 5
H 6
RBI 5
BB 3
SO 6
LOB 16



Batter	1	2	3	4	5	6	7	8	9	AB	R	H	RBI	BB	SO	LOB	BOTTOM				
Nellie Fox, L OBP: 0.333, SLG: 0.333 Bobby Richardson, R (5, 4)	0-0 1B FC7-2		0-0 F7		0-3 K2-3				0-0 G3-6-3	3	0	1	0	0	1	3					
Albie Pearson, L OBP: 0.500, SLG: 0.750 Tom Tresh, S (8, 8)	0-0 1B FC7-2		0-0 K		0-3 K				0-0 1-3	4	1	2	0	0	1	1					
Al Kaline, R Bob Allison, R (6, 9)	0-0 FC7-2		0-3 K		0-0 L1-3				0-3 K	3	0	0	0	0	1	3					
Frank Malzone, R OBP: 0.333, SLG: 0.333 Jim Bouton, R (6, 1) Juan Pizarro, L (7, 1) Harmon Killebrew, R (7, PH) Dick Radatz, R (8, 1)	0-0 P6		0-0 K 3-1 1B		0-0 F9				0-3 K	3	1	1	1	0	0	1					
Leon Wagner, L OBP: 0.667, SLG: 0.667 Elston Howard, R (6, 2)		0-0 HBP 1B	0-0 3-1		0-0 1B				0-3 K	3	1	2	0	0	0	1					
Earl Battey, R OBP: 0.500, SLG: 0.500 Carl Yastrzemski, L (6, 7)		0-0 F9	0-0 K		0-0 F4				0-3 K	2	0	1	1	0	0	1					
Joe Pepitone, L (1, 3)		0-3 K			0-0 L9				0-0 F8	4	0	0	0	0	2	2					
Zoilo Versalles, R OBP: 1.000, SLG: 1.000 Luis Aparicio, R (7, 6)		1-0 1B HBP			0-0 SH3-4 1B				0-0 P4	1	0	1	0	1	0	0					
Ken McBride, R OBP: 1.000, SLG: 1.000 Jim Bunning, R (4, 1) Brooks Robinson, R OBP: 1.000, SLG: 1.000 (6, 5)		0-0 1B			0-0 SH3-4				0-0 G3-6-3 1B	1	0	1	1	0	0	0					
Inning Stats	R: 0 E: 0 K: 0 S: 4	H: 2 LOB: 1 BB: 0 P: 4	R: 1 E: 0 K: 1 S: 7	H: 2 LOB: 0 BB: 0 P: 8	R: 2 E: 0 K: 1 S: 8	H: 3 LOB: 1 BB: 0 P: 8	R: 0 E: 0 K: 2 S: 8	H: 1 LOB: 1 BB: 0 P: 8	R: 0 E: 0 K: 1 S: 5	H: 1 LOB: 1 BB: 1 P: 9	R: 0 E: 0 K: 2 S: 7	H: 0 LOB: 0 BB: 0 P: 7	R: 0 E: 0 K: 2 S: 7	H: 0 LOB: 0 BB: 0 P: 7	R: 0 E: 0 K: 0 S: 3	H: 1 LOB: 0 BB: 0 P: 3	1B: 10 2B: 2 3B: 0 HR: 0	SF: 0 SAC: 1 DP: 3 HBP: 1	WP: 0 PB: 0 SB: 0 CS: 0	PA: 37	
PITCHER	IP WLS BF H R ER SO BB IBB HBP BLK WP HR S P ERA WHIP	IP WLS BF H R ER SO BB IBB HBP BLK WP HR S P ERA WHIP	IP WLS BF H R ER SO BB IBB HBP BLK WP HR S P ERA WHIP	IP WLS BF H R ER SO BB IBB HBP BLK WP HR S P ERA WHIP	IP WLS BF H R ER SO BB IBB HBP BLK WP HR S P ERA WHIP	IP WLS BF H R ER SO BB IBB HBP BLK WP HR S P ERA WHIP	IP WLS BF H R ER SO BB IBB HBP BLK WP HR S P ERA WHIP	IP WLS BF H R ER SO BB IBB HBP BLK WP HR S P ERA WHIP	IP WLS BF H R ER SO BB IBB HBP BLK WP HR S P ERA WHIP	IP WLS BF H R ER SO BB IBB HBP BLK WP HR S P ERA WHIP	IP WLS BF H R ER SO BB IBB HBP BLK WP HR S P ERA WHIP	IP WLS BF H R ER SO BB IBB HBP BLK WP HR S P ERA WHIP	IP WLS BF H R ER SO BB IBB HBP BLK WP HR S P ERA WHIP	IP WLS BF H R ER SO BB IBB HBP BLK WP HR S P ERA WHIP	IP WLS BF H R ER SO BB IBB HBP BLK WP HR S P ERA WHIP	IP WLS BF H R ER SO BB IBB HBP BLK WP HR S P ERA WHIP	IP WLS BF H R ER SO BB IBB HBP BLK WP HR S P ERA WHIP	IP WLS BF H R ER SO BB IBB HBP BLK WP HR S P ERA WHIP	IP WLS BF H R ER SO BB IBB HBP BLK WP HR S P ERA WHIP	IP WLS BF H R ER SO BB IBB HBP BLK WP HR S P ERA WHIP	IP WLS BF H R ER SO BB IBB HBP BLK WP HR S P ERA WHIP

National League All-Stars @ American League All-Stars
Cleveland Municipal Stadium, Cleveland, OH
Tue Jul 09 1963, 3:33 AM EDT
Att: 44,160 - Unknown

AB 34
R 3
H 11
RBI 3
BB 1
SO 9
LOB 16



Batter	1	2	3	4	5	6	7	8	9	AB	R	H	RBI	BB	SO	LOB	TOP					
Jim Fregosi, R OBP: 0.200, SLG: 0.250 (1, 6)										4	1	1	1	0	1	0	American League All-Stars @ National League All-Stars Shea Stadium, Flushing, NY Tue Jul 07 1964, 3:33 AM EDT Att: 50,850 - Unknown livebaseballscores.com					
Tony Oliva, L Dick Radatz, R (1, 9) (7, 1)										4	0	0	0	0	1	2						
Mickey Mantle, S Jimmie Hall, L (1, 8) (9, 8)										4	1	1	0	0	2	2						
Harmon Killebrew, R Chuck Hinton, R (1, 7) (8, 7)										4	1	3	1	0	0	0						
Bob Allison, R Joe Pepitone, L (1, 3) (8, PR) (8, 3)										3	0	0	0	1	2	4						
Brooks Robinson, R (1, 5)										4	0	2	2	0	0	1						
Bobby Richardson, R (1, 4)										4	0	1	0	0	1	3						
Elston Howard, R (1, 2)										3	1	0	0	0	2	2						
Dean Chance, R John Wyatt, R Norm Siebern, L Camilo Pascual, R Rocky Colavito, R (1, 1) (4, 1) (5, PH) (5, 1) (7, PH) (7, 9)										1	0	0	0	0	0	0						
Inning Stats	R: 1 E: 0 K: 2 S: 9	H: 2 LOB: 1 BB: 0 P: 9	R: 0 E: 0 K: 1 S: 5	H: 0 LOB: 0 BB: 0 P: 5	R: 0 E: 0 K: 0 S: 3	H: 0 LOB: 0 BB: 0 P: 3	R: 0 E: 0 K: 2 S: 9	H: 2 LOB: 2 BB: 0 P: 9	R: 0 E: 0 K: 2 S: 7	H: 0 LOB: 0 BB: 0 P: 7	R: 2 E: 0 K: 1 S: 8	H: 3 LOB: 1 BB: 0 P: 8	R: 1 E: 0 K: 1 S: 6	H: 1 LOB: 1 BB: 0 P: 7	R: 0 E: 0 K: 0 S: 4	H: 1 LOB: 2 BB: 1 P: 8		R: 0 E: 0 K: 1 S: 5	H: 0 LOB: 0 BB: 0 P: 5	1B: 7 2B: 1 3B: 1 HR: 0	SF: 1 SAC: 0 DP: 0 HBP: 1	WP: 1 PB: 1 CS: 0
PITCHER	IP WLS BF H R ER SO BB IBB HBP BLK WP HR S P ERA WHIP																					
Don Drysdale, R ERA: 0.00 (1, 1)	3.0 11 2 1 0 3 0 0 0 0 0 1 0 17 17 0.00 0.667																					
Jim Bunning, R ERA: 18.0 (4, 1)	2.0 8 2 0 0 4 0 0 0 0 0 0 0 16 16 0.00 1.000																					
Chris Short, L ERA: 18.0 (6, 1)	1.0 6 3 2 2 1 0 0 0 0 0 0 0 8 8 18.00 3.000																					
Turk Farrell, R ERA: 4.5 (7, 1)	2.0 10 2 1 1 1 1 0 1 0 0 0 0 10 15 4.50 1.500																					
Juan Marichal, R ERA: 0.00 (9, 1)	1.0 W 3 0 0 0 1 0 0 0 0 0 0 0 5 5 0.00 0.000																					

Batter	1	2	3	4	5	6	7	8	9	AB	R	H	RBI	BB	SO	LOB	BOTTOM					
Roberto Clemente, R Chris Short, R Turk Farrell, R Bill White, L Juan Marichal, R (1, 9) (6, 1) (7, 1) (8, PH) (9, 1)										3	1	1	0	0	1	1	American League All-Stars @ National League All-Stars Shea Stadium, Flushing, NY Tue Jul 07 1964, 3:33 AM EDT Att: 50,850 - Unknown livebaseballscores.com					
Dick Groat, R Leo Cardenas, R (1, 6) (5, PR) (6, 6)										3	0	1	1	0	1	1						
Billy Williams, L OBP: 0.250, SLG: 1.000 (1, 7)										4	1	1	1	0	0	1						
Willie Mays, R (1, 8)										3	1	0	0	1	0	0						
Orlando Cepeda, R Curt Flood, R (1, 3) (9, PR)										4	0	1	0	0	0	0						
Ken Boyer, R OBP: 0.500, SLG: 1.250 (1, 5)										4	1	2	1	0	1	1						
Joe Torre, R Johnny Edwards, L (1, 2) (5, 2)										2	0	0	0	0	0	1						
Ron Hunt, R Hank Aaron, R (1, 4) (9, PH)										3	0	1	0	0	1	0						
Don Drysdale, R Willie Stargell, L Jim Bunning, R Johnny Callison, L (1, 1) (3, PH) (4, 1) (5, PH) (6, 9)										1	0	0	0	0	0	1						
Inning Stats	R: 0 E: 0 K: 2 S: 7	H: 0 LOB: 0 BB: 0 P: 7	R: 0 E: 0 K: 0 S: 4	H: 1 LOB: 1 BB: 0 P: 4	R: 0 E: 0 K: 0 S: 4	H: 1 LOB: 1 BB: 0 P: 4	R: 2 E: 0 K: 0 S: 5	H: 2 LOB: 0 BB: 0 P: 5	R: 1 E: 0 K: 0 S: 5	H: 2 LOB: 1 BB: 0 P: 5	R: 0 E: 0 K: 1 S: 5	H: 0 LOB: 0 BB: 0 P: 5	R: 0 E: 0 K: 2 S: 7	H: 0 LOB: 0 BB: 0 P: 7	R: 0 E: 0 K: 2 S: 7	H: 0 LOB: 0 BB: 0 P: 7		R: 4 E: 1 K: 1 S: 6	H: 2 LOB: 1 BB: 2 P: 14	1B: 4 2B: 1 3B: 0 HR: 3	SF: 0 SAC: 0 DP: 0 HBP: 0	WP: 0 PB: 0 CS: 0
PITCHER	IP WLS BF H R ER SO BB IBB HBP BLK WP HR S P ERA WHIP																					
Dean Chance, R ERA: 0.00 (1, 1)	3.0 11 2 0 0 2 0 0 0 0 0 0 2 5 5 0.00 0.667																					
John Wyatt, R ERA: 18.0 (4, 1)	1.0 5 2 2 2 0 0 0 0 0 0 0 2 5 5 18.00 2.000																					
Camilo Pascual, R ERA: 4.5 (5, 1)	2.0 8 2 1 1 1 0 0 0 0 0 0 0 10 10 4.50 1.000																					
Dick Radatz, R ERA: 13.5 (7, 1)	2.2 L 12 2 4 4 5 1 1 0 0 0 1 20 28 13.50 1.125																					

Batter	1	2	3	4	5	6	7	8	9	AB	R	H	RBI	BB	SO	LOB	TOP																			
Willie Mays, R OBP: 0.800, SLG: 1.333										3	2	1	1	2	1	2																				
Hank Aaron, R OBP: 0.200, SLG: 0.200										5	0	1	0	0	0	2																				
Willie Stargell, L Roberto Clemente, R										3	2	2	2	0	1	0																				
Dick Allen, R Ron Santo, R										3	0	1	0	0	1	1																				
Joe Torre, R										4	1	1	2	0	0	3																				
Ernie Banks, R										4	0	2	0	0	1	0																				
Pete Rose, S										2	0	0	0	1	2	0																				
Maury Wills, S Leo Cardenas, R										4	0	1	0	0	0	4																				
Juan Marichal, R Coke Rios, R Jim Maloney, L Don Drysdale, R Frank Robinson, R Sandy Koufax, R Turk Farrell, R Bobby Richardson, R										1	1	1	0	0	0	0																				
Inning Stats	R: 3 E: 0 K: 0 S: 7	H: 4 LOB: 2 BB: 1 P: 11	R: 2 E: 0 K: 1 S: 6	H: 2 LOB: 0 BB: 1 P: 10	R: 0 E: 0 K: 2 S: 7	H: 0 LOB: 0 BB: 0 P: 7	R: 0 E: 0 K: 1 S: 5	H: 0 LOB: 0 BB: 0 P: 5	R: 0 E: 0 K: 1 S: 6	H: 1 LOB: 1 BB: 0 P: 6	R: 0 E: 0 K: 2 S: 8	H: 1 LOB: 1 BB: 0 P: 8	R: 1 E: 0 K: 0 S: 4	H: 2 LOB: 1 BB: 1 P: 8	R: 0 E: 0 K: 0 S: 5	H: 1 LOB: 2 BB: 0 P: 5	R: 0 E: 0 K: 3 S: 3	H: 0 LOB: 0 BB: 0 P: 3	1B: 8 2B: 0 3B: 0 HR: 3	SF: 0 SAC: 1 DP: 2 HBP: 0	WP: 0 PB: 0 SB: 0 CS: 0	PA: 40														
PITCHER	IP WLS BF H R ER SO BB IBB HBP BLK WP HR S P ERA WHIP																																			
Milt Pappas, R ERA: 27.0	1.0	8	4	3	3	0	1	0	0	0	0	0	2	7	11	27.00	5.000																			
Mudcat Grant, R ERA: 9.0	2.0	7	2	2	2	3	1	0	0	0	0	0	1	13	17	9.00	1.500																			
Pete Richert, L ERA: 4.5	2.0	L	9	3	1	1	2	1	0	0	0	0	0	12	16	4.50	2.000																			
Eddie Fisher, R ERA: 0.500	2.0	8	1	0	0	0	0	0	0	0	0	0	0	8	8	0.00	0.500																			

National League All-Stars @ American League All-Stars
Metropolitan Stadium, Bloomington, MI
Tue Jul 13 1965, 4:33 AM EDT
Att: 46,706 - Unknown

AB 36
R 6
H 11
RBI 6
BB 3
SO 7
LOB 17

Batter	1	2	3	4	5	6	7	8	9	AB	R	H	RBI	BB	SO	LOB	BOTTOM																				
Dick McAuliffe, L Sam McDowell, L										3	2	2	2	0	0	0																					
Tony Oliva, L										4	1	1	0	0	1	1																					
Brooks Robinson, R Max Alvis, R										3	1	1	2	2	1	1																					
Harmon Killebrew, R										4	0	1	1	0	0	1																					
Rocky Colavito, R Eddie Fisher, R										0	0	0	0	0	0	0																					
Joe Pepitone, L										1	0	0	0	0	1	1																					
Willie Horton, R										3	0	0	0	1	1	2																					
Felix Mantilla, R Bobby Richardson, R										2	0	0	0	0	0	2																					
Vic Davalillo, L Zolio Versalles, R										2	0	1	0	0	0	0																					
Earl Batley, R										2	0	0	0	0	0	1																					
Bill Freehan, R										1	0	1	0	1	0	0																					
Milt Pappas, R Mudcat Grant, R Al Kaline, R Pete Richert, L Jimmie Hall, L										0	0	0	0	0	0	0																					
Inning Stats	R: 0 E: 0 K: 0 S: 3	H: 0 LOB: 0 BB: 0 P: 3	R: 0 E: 0 K: 0 S: 3	H: 0 LOB: 0 BB: 0 P: 3	R: 0 E: 0 K: 1 S: 7	H: 1 LOB: 0 BB: 0 P: 3	R: 1 E: 0 K: 1 S: 7	H: 2 LOB: 1 BB: 1 P: 11	R: 4 E: 0 K: 0 S: 6	H: 3 LOB: 0 BB: 1 P: 10	R: 0 E: 0 K: 1 S: 5	H: 0 LOB: 2 BB: 2 P: 13	R: 0 E: 0 K: 0 S: 3	H: 0 LOB: 1 BB: 1 P: 7	R: 0 E: 0 K: 1 S: 6	H: 1 LOB: 2 BB: 1 P: 10	R: 0 E: 0 K: 2 S: 8	H: 1 LOB: 1 BB: 0 P: 8	1B: 5 2B: 1 3B: 0 HR: 2	SF: 0 SAC: 0 DP: 1 HBP: 0	WP: 1 PB: 0 SB: 0 CS: 0	PA: 40															
PITCHER	IP WLS BF H R ER SO BB IBB HBP BLK WP HR S P ERA WHIP																																				
Juan Marichal, R ERA: 27.0	1.1	3.0	9	1	0	0	0	0	0	0	0	0	0	0	0	0	0.00	0.333																			
Jim Maloney, R ERA: 27.0	4.1	12	5	5	5	1	2	0	0	0	1	2	12	20	27.00	4.200																					
Don Drysdale, R ERA: 0.000	0.1	1	0	0	0	0	0	0	0	0	0	0	1	1	0.00	0.000																					
Sandy Koufax, L ERA: 2.000	1.0	W	5	0	0	0	2	0	0	0	0	0	5	13	0.00	2.000																					
Turk Farrell, R ERA: 1.000	1.0	4	0	0	0	0	1	0	0	0	0	0	3	7	0.00	1.000																					

National League All-Stars @ American League All-Stars
Metropolitan Stadium, Bloomington, MI
Tue Jul 13 1965, 4:33 AM EDT
Att: 46,706 - Unknown

AB 34
R 5
H 8
RBI 5
BB 6
SO 5
LOB 16

Batter	1	2	3	4	5	6	7	8	9	10	AB	R	H	RBI	BB	SO	LOB	TOP	
Dick McAuliffe, L (1, 6)	F5		F5			K		F7			3	0	0	0	0	1	1	American League All-Stars @ National League All-Stars Busch Stadium, St. Louis, MO Tue Jul 12 1966, 3:33 AM CDT Att: 49,936 - Sunny - 105 F	
Mel Stottlemyre, R (6, 1)	F5		F5			K		F7			0	0	0	0	0	0			
Rocky Colavito, R (8, PH)											1	0	0	0	0	0			
Sonny Siebert, R (8, 1)											0	0	0	0	0	0			
Pete Richert, L (10, 1)											0	0	0	0	0	0			
Al Kaline, R OBP: 0.250, SLG: 0.250 Tommie Agee, R (9, 8)	F3		L4			1B		L5-3			4	0	1	0	0	0			
Frank Robinson, R (1, 7)	F7		K			F3		P6			4	0	0	0	0	1			
Tony Oliva, L (1, 9)		L8	P6			4-3		F8			4	0	0	0	0	2			
Brooks Robinson, R OBP: 0.750, SLG: 1.250	WP					6-3		WP			4	1	3	0	0	0			
George Scott, R Norm Cash, L (7, PH) (7, 3)	F3					P4		G3-6-3			2	0	0	0	0	1			
Bill Freehan, R Earl Battey, R (6, 2)	F9					1B		K			2	0	0	0	0	0			
Bobby Knoop, R Bobby Richardson, R (8, PH) (8, 4)			5-3			K		6-3			2	0	0	0	0	1			
Denny McLain, R Jim Kaat, L Harmon Killebrew, R Jim Fregosi, R (6, PH) (6, PR) (6, 6)			K					F9			1	0	0	0	0	1			
Inning Stats	R: 0 E: 0 K: 0 S: 3	H: 0 LOB: 0 BB: 0 P: 3	R: 1 E: 0 K: 0 S: 4	H: 1 LOB: 0 BB: 0 P: 4	R: 0 E: 0 K: 1 S: 5	H: 0 LOB: 0 BB: 0 P: 5	R: 0 E: 0 K: 1 S: 5	H: 1 LOB: 1 BB: 0 P: 6	R: 0 E: 0 K: 1 S: 7	H: 2 LOB: 2 BB: 0 P: 7	R: 0 E: 0 K: 1 S: 5	H: 1 LOB: 0 BB: 0 P: 5	R: 0 E: 0 K: 0 S: 3	H: 0 LOB: 0 BB: 0 P: 3	R: 0 E: 0 K: 1 S: 6	H: 1 LOB: 2 BB: 1 P: 10	1B: 5 2B: 0 3B: 1 HR: 0	SF: 0 SAC: 0 DP: 1 HBP: 0	WP: 2 PA: 36
PITCHER	IP	WLS	BF	H	R	ER	SO	BB	IBB	HBP	BLK	WP	HR	S	P	ERA	WHIP		
Sandy Koufax, L ERA: 3.0	(1, 1)	3.0	10	1	1	1	1	0	0	0	0	1	0	12	12	3.00	0.333		
Jim Bunning, R ERA:	(4, 1)	2.0	7	1	0	0	2	0	0	0	0	0	0	11	11	0.00	0.500		
Juan Marichal, R ERA:	(6, 1)	3.0	11	3	0	0	2	0	0	0	0	0	0	15	15	0.00	1.000		
Gaylord Perry, R ERA:	(9, 1)	2.0	8	1	0	0	1	1	0	0	0	1	0	9	13	0.00	1.000		

AB	35
R	1
H	6
RBI	0
BB	1
SO	6
LOB	13



Batter	1	2	3	4	5	6	7	8	9	10	AB	R	H	RBI	BB	SO	LOB	BOTTOM			
Willie Mays, R OBP: 0.250, SLG: 0.250	K			FC3-6		F8		F8			4	1	1	0	0	1	0	American League All-Stars @ National League All-Stars Busch Stadium, St. Louis, MO Tue Jul 12 1966, 3:33 AM CDT Att: 49,936 - Sunny - 105 F			
Roberto Clemente, R OBP: 0.500, SLG: 0.750	F8			FC3-6				4-3			4	0	2	0	0	0	0				
Hank Aaron, R (1, 7)	K			F3		5-3					4	0	0	0	0	1	3				
Willie McCovey, L (1, 3)		P5		FC3-6		FC5-4		P5			3	0	0	0	1	0	2				
Ron Santo, R OBP: 0.250, SLG: 0.250	L5			FC6-4		FC5-4		5-3			4	0	1	1	0	0	2				
Joe Torre, R Tim McCarver, L OBP: 1.000, SLG: 1.000	K			FC6-4		5-3					3	0	0	0	0	1	2				
Jim Lefebvre, S Ron Hunt, R (6, 4)				F7		F7		6-3			2	0	0	0	0	0	0				
Leo Cardenas, R Willie Stargell, L (7, PH) Maury Wills, S OBP: 1.000, SLG: 1.000				L4		F3		F5			2	0	0	0	0	0	0				
Sandy Koufax, R Curt Flood, R Jim Bunning, R Dick Allen, R Juan Marichal, R Jim Ray Hart, R Gaylord Perry, R (1, 1) (3, PH) (4, 1) (5, PH) (5, 1) (8, PH) (9, 1)				1-4-3		K		K			0	0	0	0	0	0	0				
Inning Stats	R: 0 E: 0 K: 2 S: 7	H: 0 LOB: 0 BB: 0 P: 7	R: 0 E: 0 K: 1 S: 5	H: 0 LOB: 0 BB: 0 P: 5	R: 0 E: 0 K: 0 S: 3	H: 0 LOB: 0 BB: 0 P: 3	R: 1 E: 0 K: 0 S: 6	H: 3 LOB: 2 BB: 0 P: 6	R: 0 E: 0 K: 1 S: 5	H: 0 LOB: 0 BB: 0 P: 5	R: 0 E: 0 K: 0 S: 4	H: 1 LOB: 2 BB: 1 P: 8	R: 0 E: 0 K: 0 S: 3	H: 0 LOB: 0 BB: 0 P: 3	R: 0 E: 0 K: 0 S: 3	H: 0 LOB: 0 BB: 0 P: 3	R: 1 E: 0 K: 0 S: 3		H: 2 LOB: 1 BB: 0 P: 3	1B: 5 2B: 1 3B: 0 HR: 0	SF: 0 SAC: 1 DP: 0 HBP: 0
PITCHER	IP	WLS	BF	H	R	ER	SO	BB	IBB	HBP	BLK	WP	HR	S	P	ERA	WHIP				
Denny McLain, R ERA:	(1, 1)	3.0	9	0	0	0	3	0	0	0	0	0	0	15	15	0.00	0.000				
Jim Kaat, L ERA: 4.5	(4, 1)	2.0	9	3	1	1	1	0	0	0	0	0	0	11	11	4.50	1.500				
Mel Stottlemyre, R ERA:	(6, 1)	2.0	8	1	0	0	0	0	1	0	0	0	0	7	11	0.00	0.500				
Sonny Siebert, R ERA:	(8, 1)	2.0	6	0	0	0	1	0	0	0	0	0	0	8	8	0.00	0.000				
Pete Richert, L ERA: 27.0	(10, 1)	0.1	3	2	1	1	0	0	0	0	0	0	0	3	3	27.00	6.000				

AB	33
R	2
H	6
RBI	2
BB	1
SO	5
LOB	9




Batter	1	2	3	4	5	6	7	8	9	10	11	12	13	14	15	AB	R	H	RBI	BB	SO	LOB	TOP										
Lou Brock, L Willie Mays, R	5-3		4-3			K			F8		6-3			F8		2	0	0	0	0	0	0											
Roberto Clemente, R	FC5-4 1B		K			K			K		K			4-3		6	0	1	0	0	4	2											
Hank Aaron, R	FC5-4 1-2			G5-4-3 1B			5-3		5-3			P6		F8		6	0	1	0	0	0	2											
Orlando Cepeda, R	G3			G5-4-3 1B			K			L9		P4		F9		6	0	0	0	0	1	2											
Dick Allen, R Tony Perez, R		HR		K			K			K		K			HR	4	1	1	1	0	3	0											
Joe Torre, R Tom Haller, L	4-3						6-3		P6						HR	2	0	0	0	0	0	0											
Ernie Banks, R Tim McCarver, L		4-3					6-3		L7		1B		SH3-4 2B		1B	1	0	0	0	0	0	0											
Bill Mazerowski, R Don Drysdale, R Tommy Helms, R Tom Seaver, R	6-3						6-3		F7				SH3-4		L4-1 1-2	4	0	0	0	0	0	1											
Gene Alley, R	F9					K		1-3			K		K			5	0	0	0	0	3	1											
Juan Hernandez, R Fergie Jenkins, R Mike Mauer, L Don Gibson, R Chris Short, L Mike Cuellar, L Pete Rose, S			5-3						F9					F8		1	0	0	0	0	0	0											
Inning Stats	R: 0 E: 0 K: 1 S: 4	H: 1 LOB: 1 BB: 0 P: 4	R: 1 E: 0 K: 0 S: 4	H: 1 LOB: 0 BB: 0 P: 4	R: 0 E: 0 K: 1 S: 5	H: 0 LOB: 0 BB: 0 P: 5	R: 0 E: 0 K: 1 S: 5	H: 1 LOB: 0 BB: 0 P: 5	R: 0 E: 0 K: 1 S: 5	H: 0 LOB: 0 BB: 0 P: 5	R: 0 E: 0 K: 2 S: 7	H: 0 LOB: 0 BB: 0 P: 7	R: 0 E: 0 K: 2 S: 7	H: 0 LOB: 0 BB: 0 P: 7	R: 0 E: 0 K: 1 S: 6	H: 1 LOB: 1 BB: 0 P: 6	R: 0 E: 0 K: 1 S: 6	H: 1 LOB: 1 BB: 0 P: 6	R: 0 E: 0 K: 2 S: 8	H: 1 LOB: 1 BB: 0 P: 8	R: 0 E: 0 K: 1 S: 5	H: 0 LOB: 0 BB: 0 P: 5	R: 0 E: 0 K: 1 S: 6	H: 1 LOB: 1 BB: 0 P: 6	R: 0 E: 0 K: 2 S: 3	H: 0 LOB: 0 BB: 0 P: 3	R: 0 E: 0 K: 1 S: 4	H: 2 LOB: 0 BB: 0 P: 4	1B: 6 2B: 2 3B: 0 HR: 2	SF: 0 SAC: 1 DP: 2 HBP: 0	WP: 0 PB: 0 CS: 0	PA: 52	

PITCHER	IP	WLS	BF	H	R	ER	SO	BB	IBB	HBP	BLK	WP	HR	S	P	ERA	WHIP
Dean Chance, R	3.0		11	2	1	1	13	0	0	0	0	0	0	10	10	3.00	0.667
Jim McClothin, R	4.1		6	1	0	0	2	0	0	0	0	0	0	10	10	0.00	0.500
Gary Peters, L	8.1		9	0	0	0	4	0	0	0	0	0	0	17	17	0.00	0.000
Al Downing, L	9.1		2	0	0	0	2	0	0	0	0	0	0	12	12	0.00	1.000
Catfish Hunter, R	11.1	L	18	4	1	1	4	0	0	0	0	0	1	26	26	1.80	0.800


Batter	1	2	3	4	5	6	7	8	9	10	11	12	13	14	15	AB	R	H	RBI	BB	SO	LOB	BOTTOM						
Brooks Robinson, R	F3		5-3			HR		F9			K			F8		6	1	1	1	0	1	3							
Rod Carew, L Dick McAuliffe, L	F7			F8		K		F9			F9			F9		3	0	0	0	0	1	0							
Tony Oliva, L	K			CS 1B		K				6-3				CS 1B		6	0	2	0	0	3	0							
Harmon Killebrew, R		5-3		K			F8		P4			6-3		K		6	0	0	0	0	2	2							
Tony Conigliaro, R	F9			CS 1-2		K		K		F9		F2		CS 1-2		6	0	0	0	0	2	0							
Carl Yastrzemski, L	K										SH1-4 BB		FC5-4 1B		BB	4	0	3	0	2	1	0							
Bill Freehan, R			K		P5		K				SH1-4 1B		FC5-4 1-2		BB	5	0	0	0	0	2	4							
Don Drysdale, R Tom Seaver, R			P4		K				SH1-4 1-2		FC6-5-4 2-3			K		0	0	0	0	0	0	0							
Dean Chance, R Jim Fregosi, R				1B		K		SH1-4 1-2		K				5-3		4	0	1	0	0	2	1							
Inning Stats	R: 0 E: 0 K: 1 S: 5	H: 0 LOB: 0 BB: 0 P: 5	R: 0 E: 0 K: 1 S: 5	H: 0 LOB: 0 BB: 0 P: 5	R: 0 E: 0 K: 1 S: 6	H: 1 LOB: 1 BB: 0 P: 6	R: 0 E: 0 K: 3 S: 10	H: 1 LOB: 1 BB: 0 P: 10	R: 0 E: 0 K: 3 S: 8	H: 1 LOB: 1 BB: 0 P: 8	R: 0 E: 0 K: 0 S: 4	H: 0 LOB: 0 BB: 0 P: 4	R: 0 E: 0 K: 2 S: 7	H: 0 LOB: 0 BB: 0 P: 7	R: 0 E: 0 K: 1 S: 5	H: 0 LOB: 0 BB: 0 P: 5	R: 0 E: 0 K: 1 S: 5	H: 1 LOB: 0 BB: 0 P: 5	R: 0 E: 0 K: 1 S: 5	H: 0 LOB: 0 BB: 0 P: 5	R: 0 E: 0 K: 1 S: 5	H: 0 LOB: 0 BB: 0 P: 5	R: 0 E: 0 K: 1 S: 5	H: 0 LOB: 0 BB: 0 P: 9	1B: 6 2B: 1 3B: 0 HR: 1	SF: 0 SAC: 2 DP: 0 HBP: 0	WP: 0 PB: 0 CS: 2	PA: 55	

PITCHER	IP	WLS	BF	H	R	ER	SO	BB	IBB	HBP	BLK	WP	HR	S	P	ERA	WHIP
Juan Marchal, R	1.1		10	1	0	0	3	0	0	0	0	0	0	16	16	0.00	0.333
Fergie Jenkins, R	4.1		11	3	1	1	6	0	0	0	0	0	1	23	23	3.00	1.000
Bob Gibson, R	7.1		2	0	0	0	2	0	0	0	0	0	0	12	12	0.00	1.000
Chris Short, L	9.1		7	0	0	0	1	1	0	0	0	0	0	8	12	0.00	0.500
Mike Cuellar, L	11.1		7	1	0	0	2	0	0	0	0	0	0	11	11	0.00	0.500
Don Drysdale, R	13.1		10	0	0	0	2	0	0	0	0	0	0	1	1	0.00	0.500
Tom Seaver, R	15.1	S	4	0	0	0	1	1	0	0	0	0	0	5	9	0.00	1.000

AB 51
R 2
H 9
RBI 2
BB 0
SO 13
LOB 12

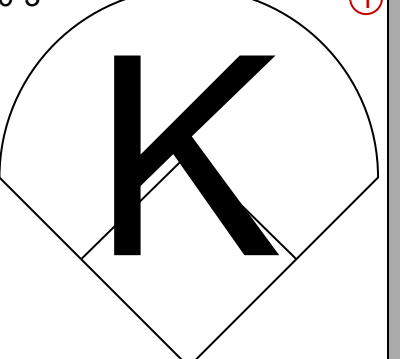
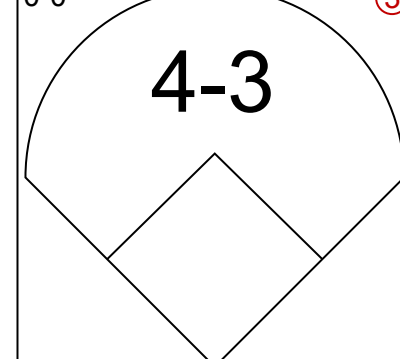
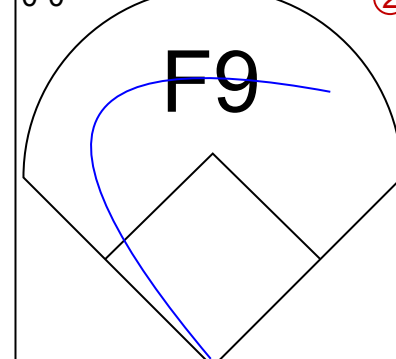
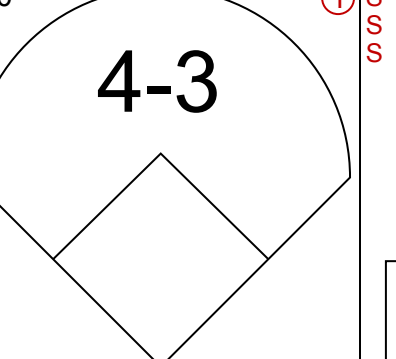
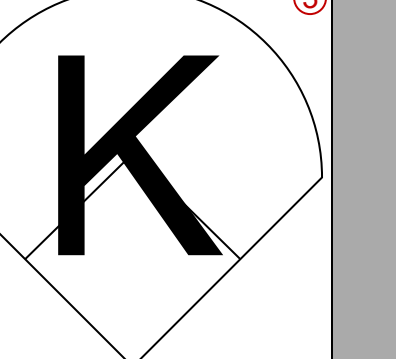
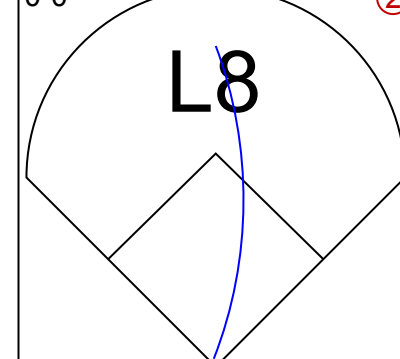
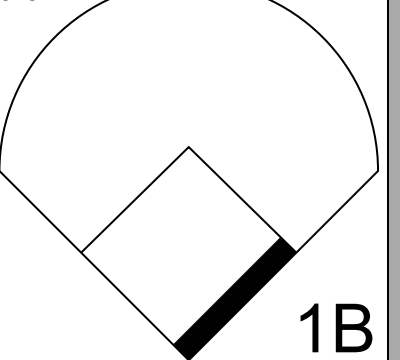
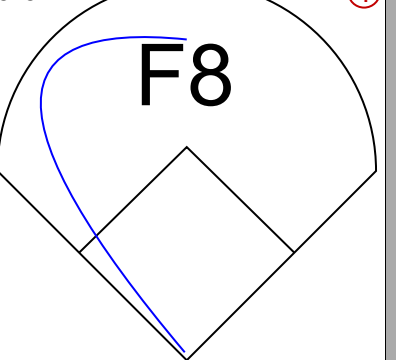
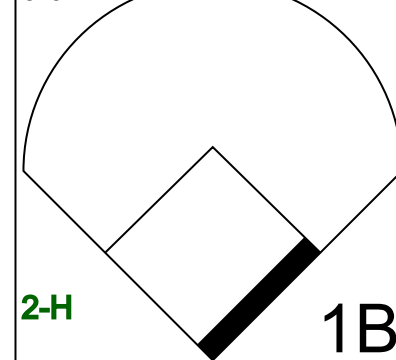
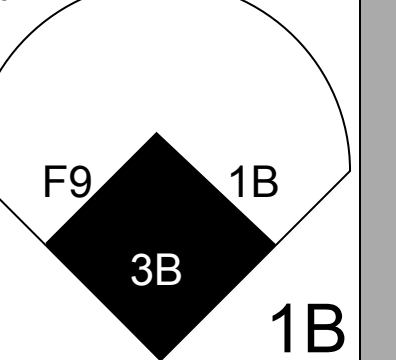
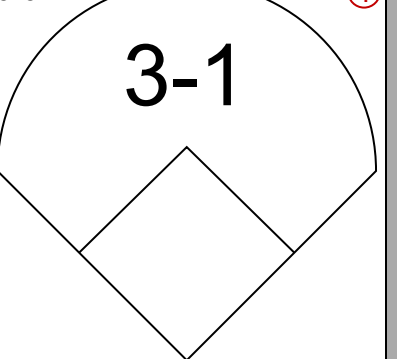
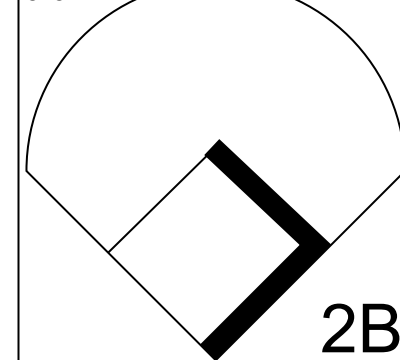
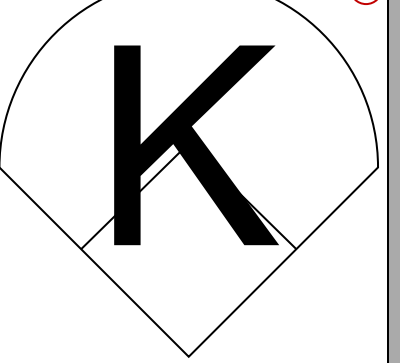
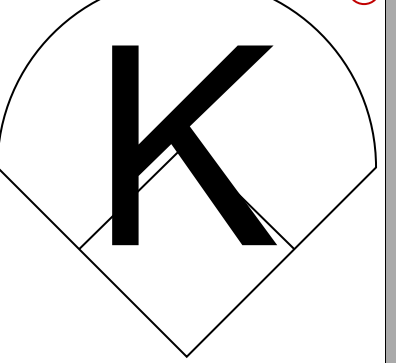
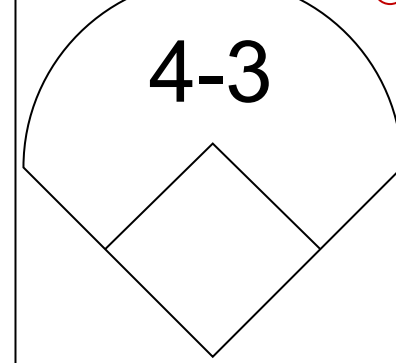
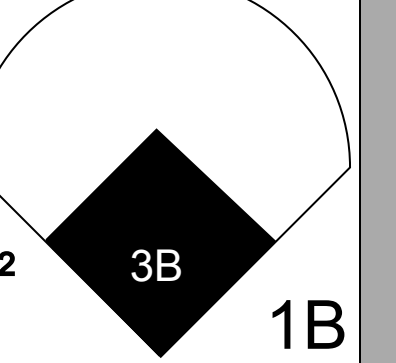
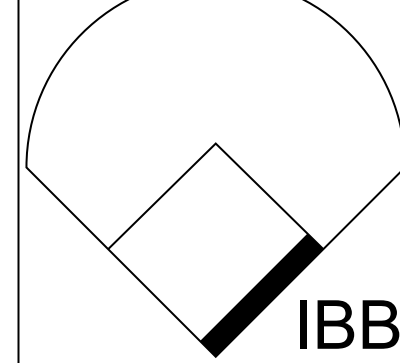
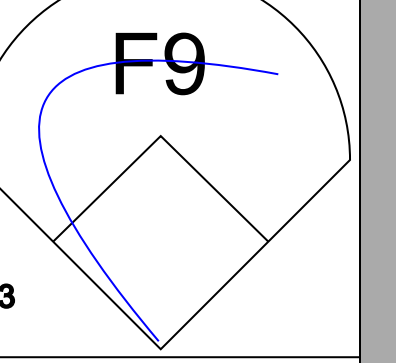
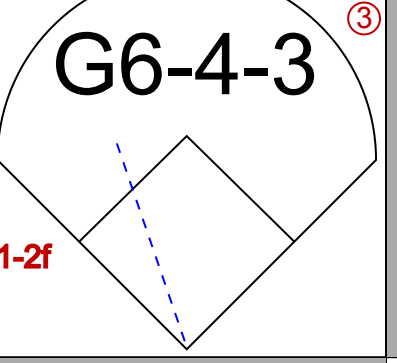
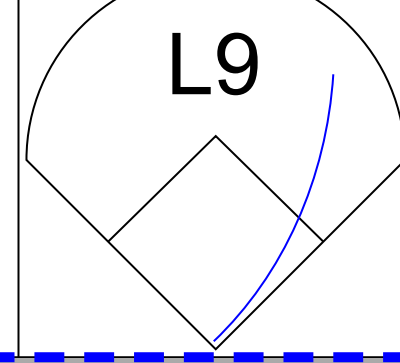
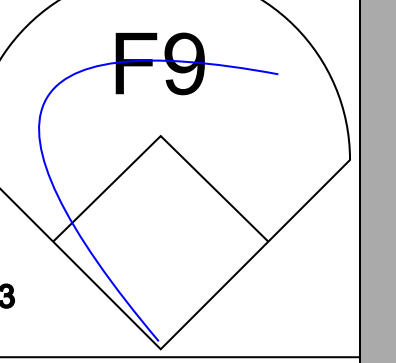
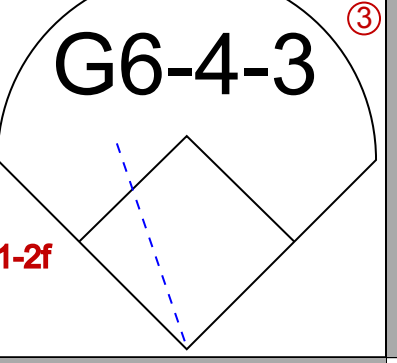
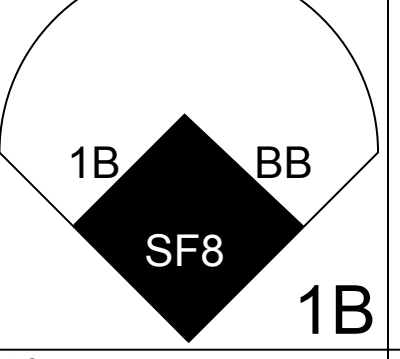
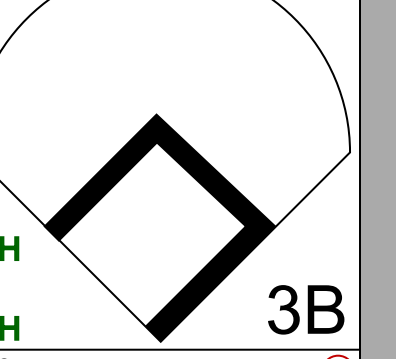

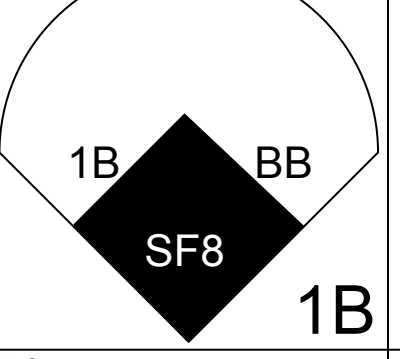
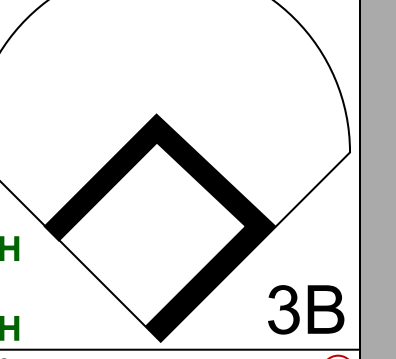
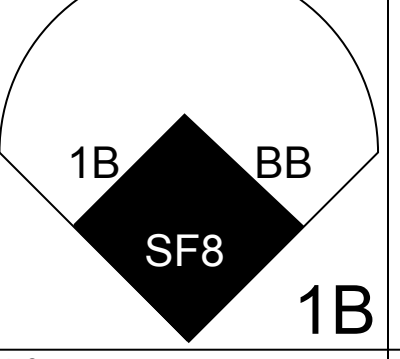
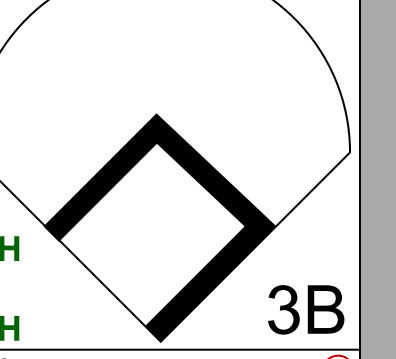
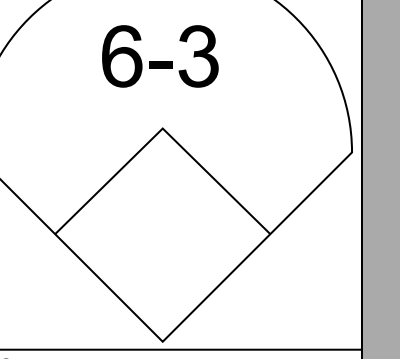
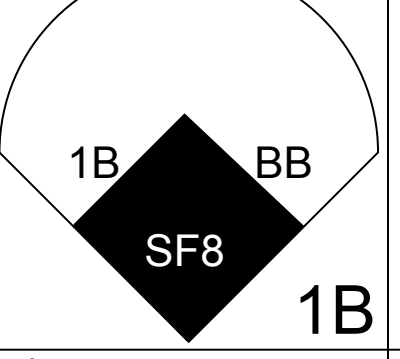
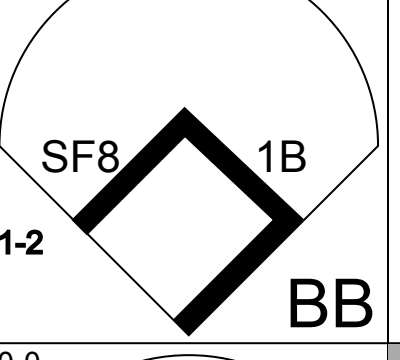
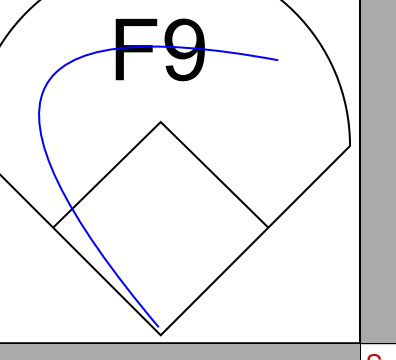
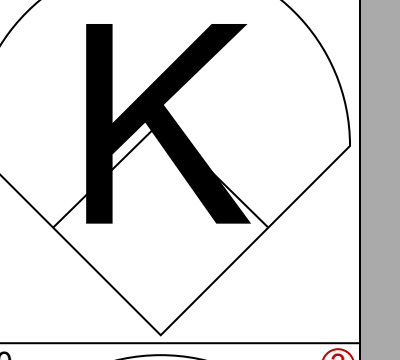
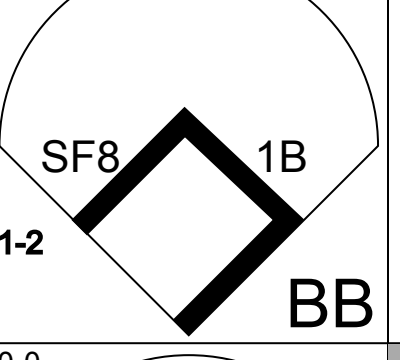
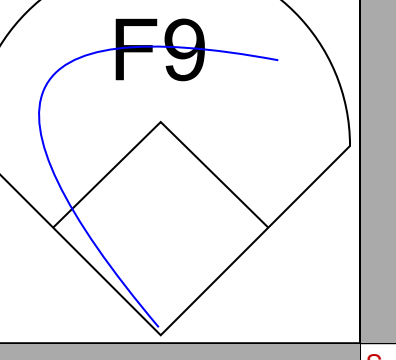
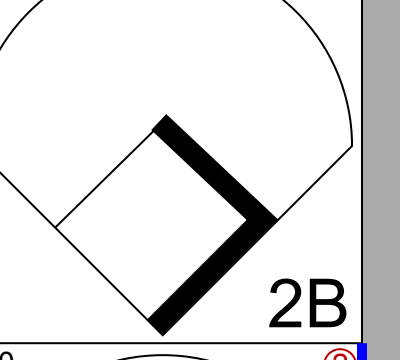
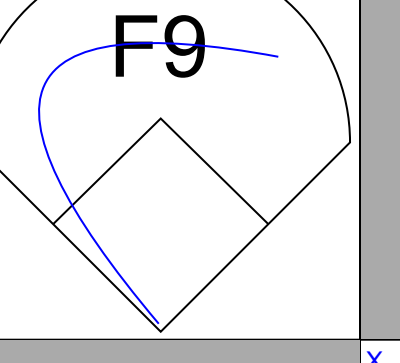
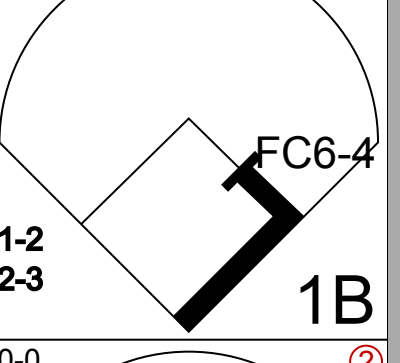

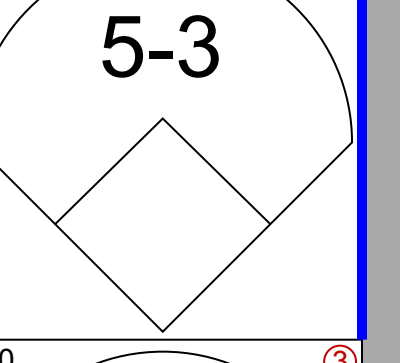

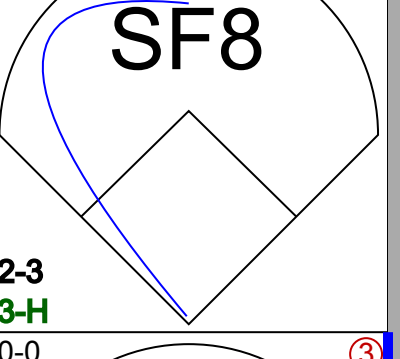
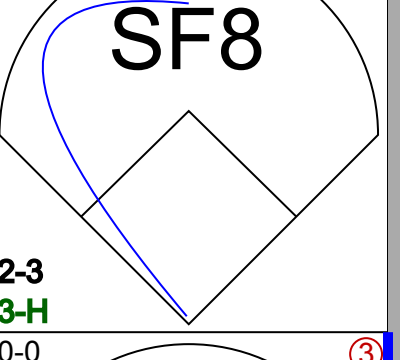
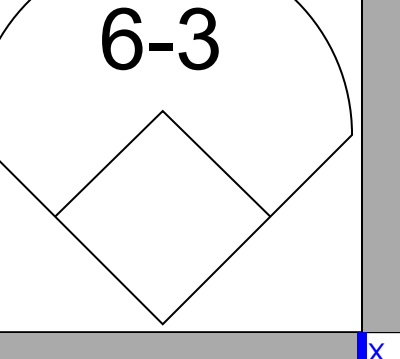

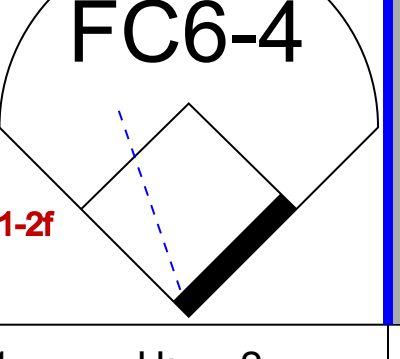
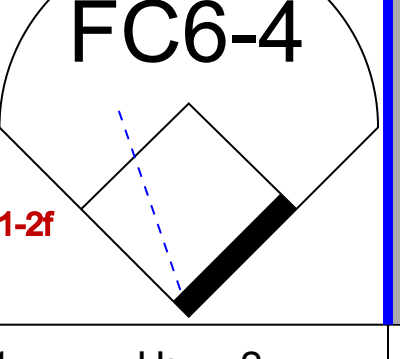



AB 49
R 1
H 8
RBI 1
BB 2
SO 17
LOB 15



National League All-Stars @ American League All-Stars
Anaheim Stadium, Anaheim, CA
 Tue Jul 11 1967, 6:33 AM EDT
 Att. 46,309 - Sunny

National League All-Stars @ American League All-Stars
Anaheim Stadium, Anaheim, CA
 Tue Jul 11 1967, 6:33 AM EDT
 Att. 46,309 - Sunny


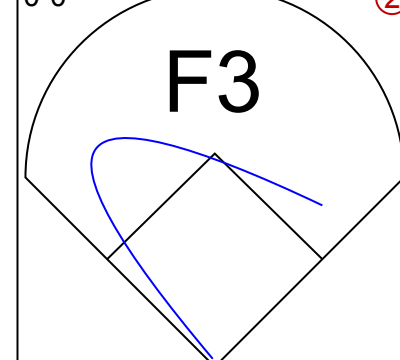
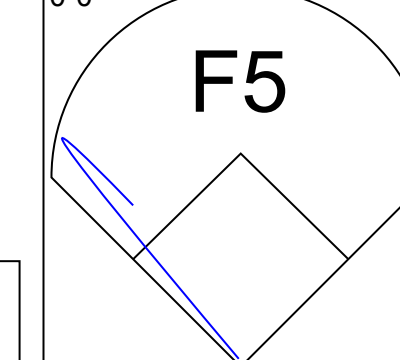
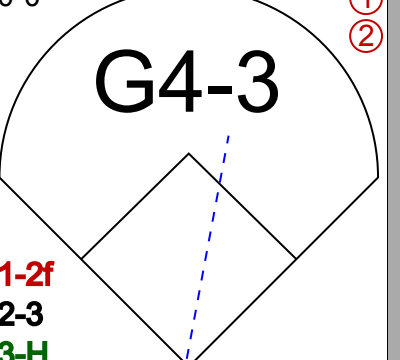
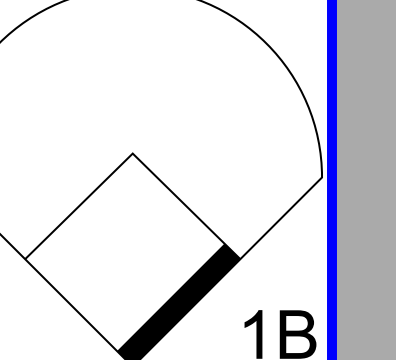
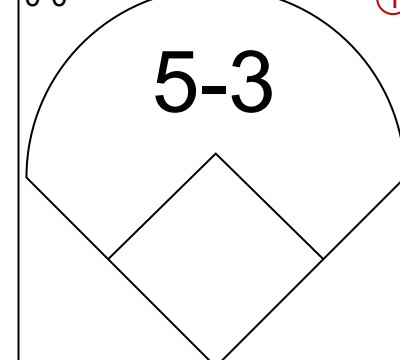
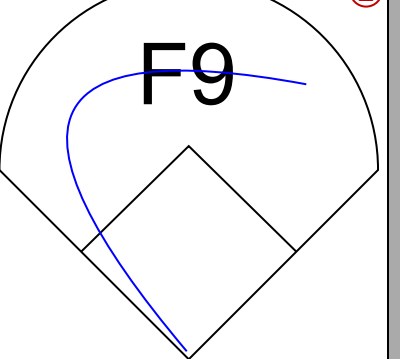
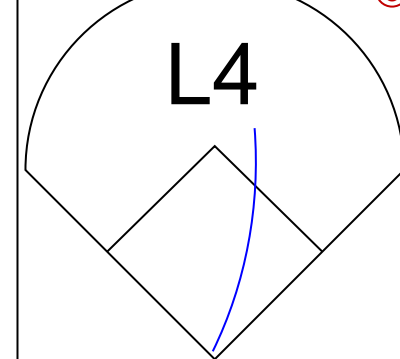
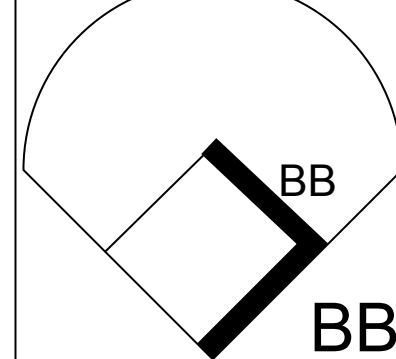
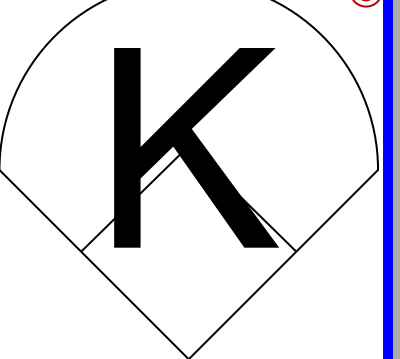
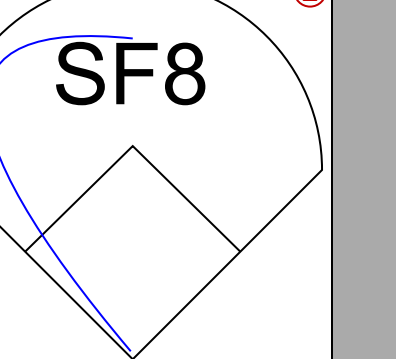
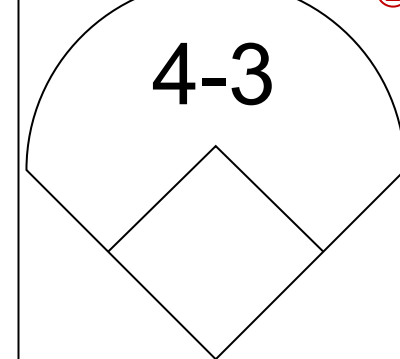
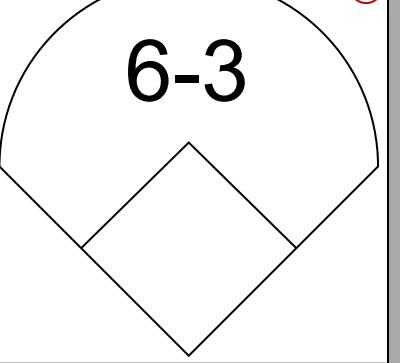
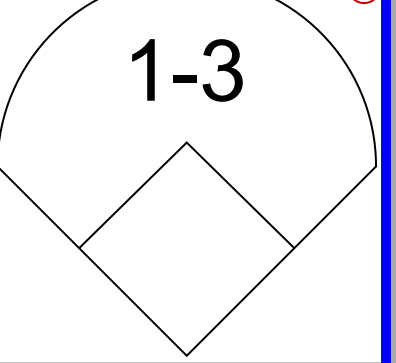
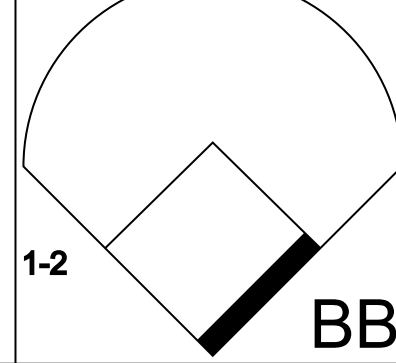
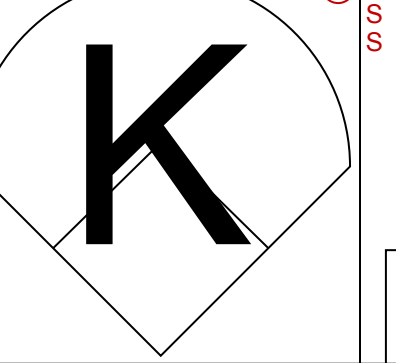
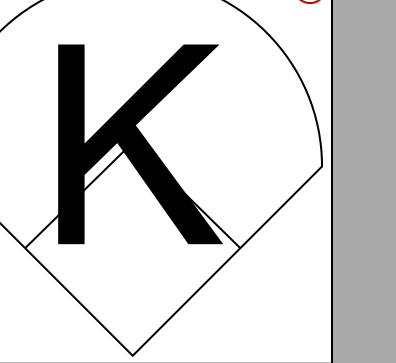
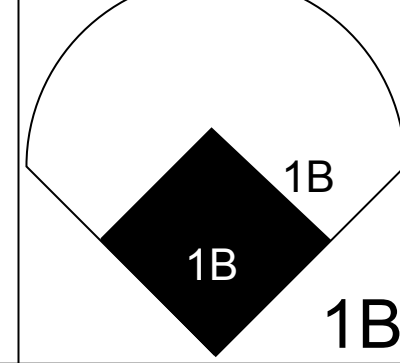
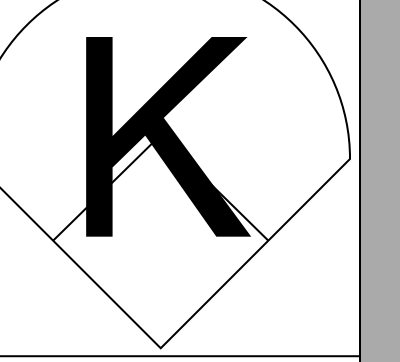
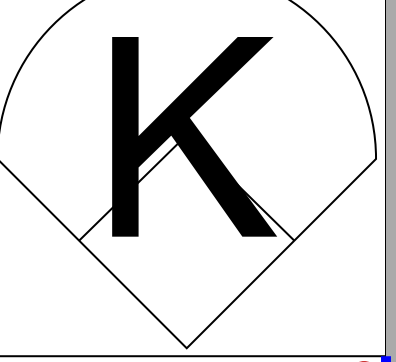
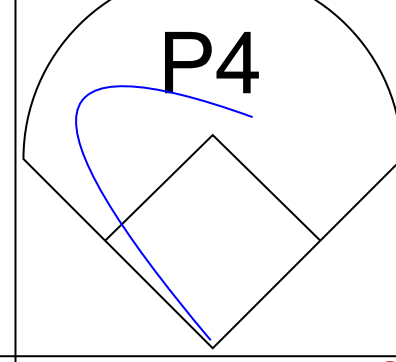
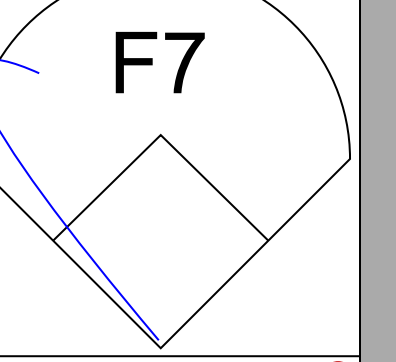
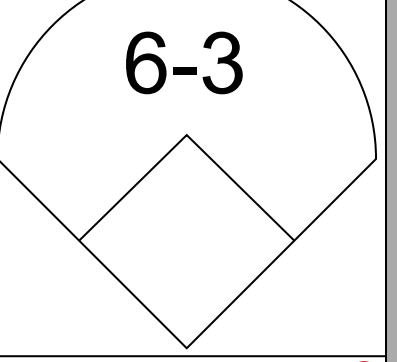
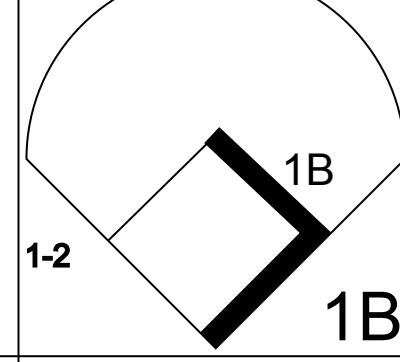
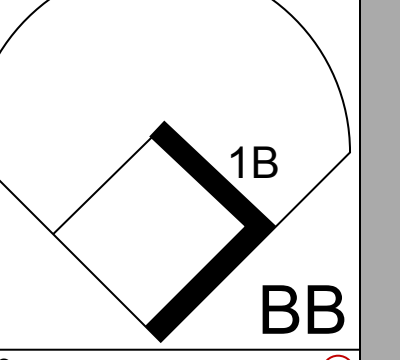
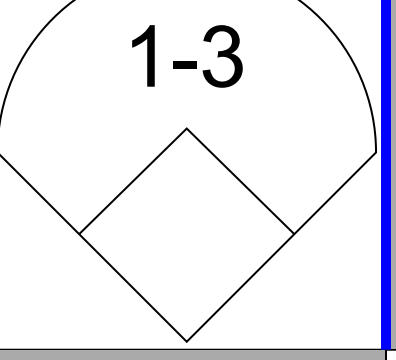
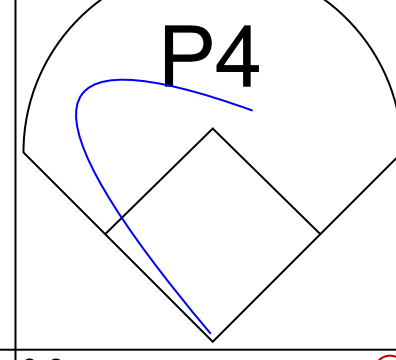
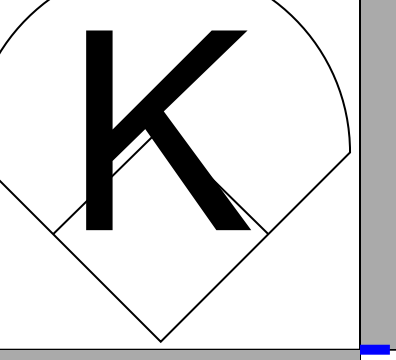
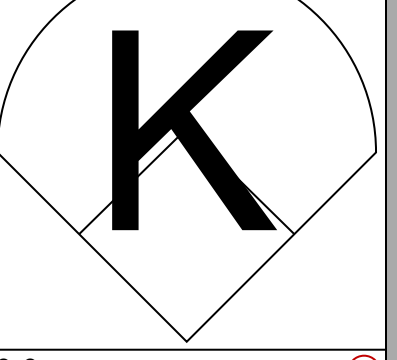
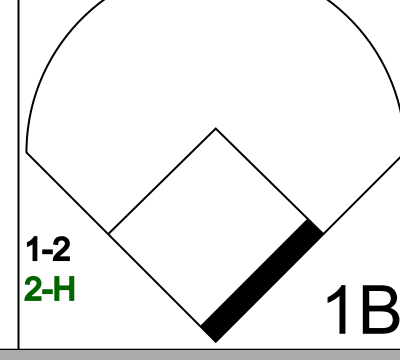
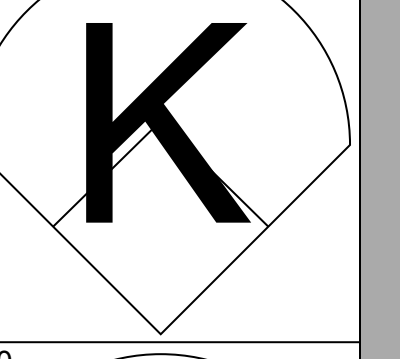



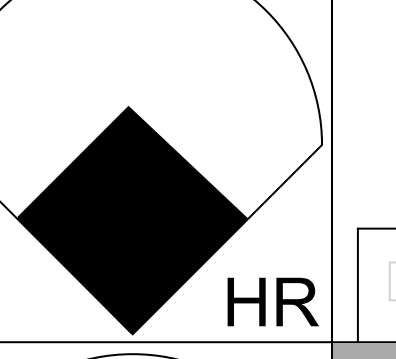
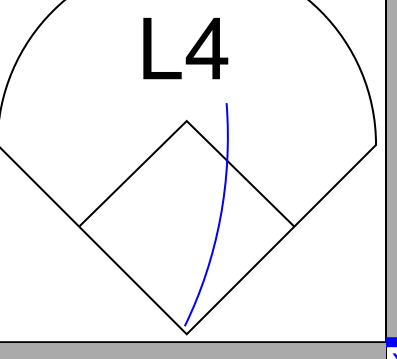
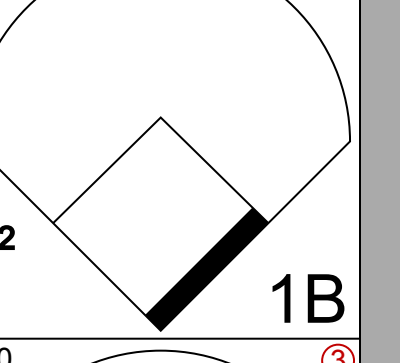




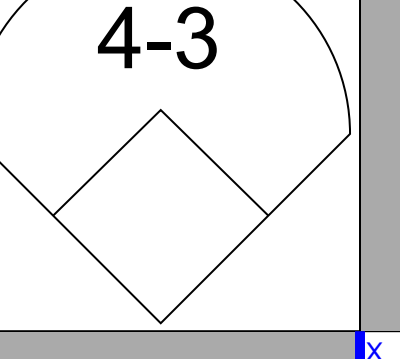




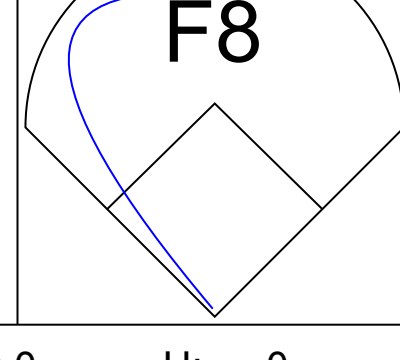
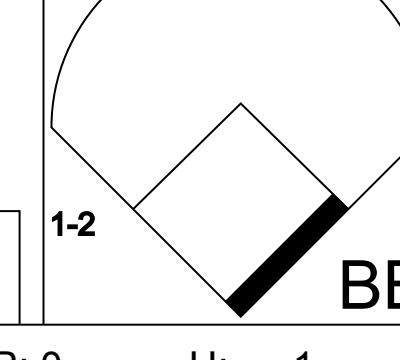
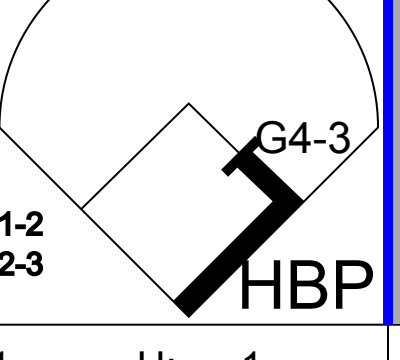
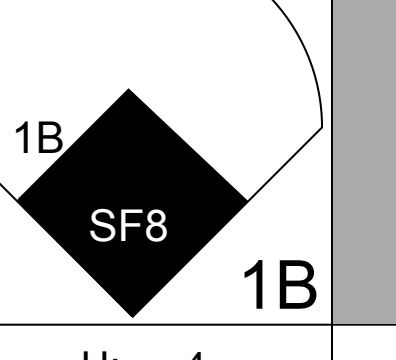

Batter	1	2	3	4	5	6	7	8	9	10	11	12	AB	R	H	RBI	BB	SO	LOB	TOP								
Luis Aparicio, R (1.6)													6	0	0	0	0	2	2									
Carl Yastrzemski, L OBP: 0.667, SLG: 0.833 (1.8) (7.3)													6	1	4	1	0	0	0									
Frank Robinson, R (1.9) (5.7)													3	0	0	0	0	2	2									
Willie Horton, R OBP: 1.000, SLG: 1.000 (6.7)													2	1	2	0	1	0	0									
Boog Powell, L Amos Otis, R (1.3) (7.8)													3	0	0	0	0	0	1									
Harmon Killebrew, R OBP: 0.500, SLG: 0.500 (5. PR) Tommy Harper, R (5. PR)													2	0	1	0	0	1	0									
Brooks Robinson, R OBP: 0.667, SLG: 1.333 (5.5)													0	0	0	0	0	0	0									
Frank Howard, R Tony Oliva, L OBP: 0.667, SLG: 1.000 (1.7) (5.9)													2	0	0	0	0	1	1									
Davey Johnson, R Clyde Wright, R (1.4) (11.1)													5	0	1	0	0	1	2									
Bill Freehan, R Ray Fosse, R OBP: 0.500, SLG: 0.500 (1.2) (5.2)													1	0	0	0	0	0	0									
Jim Palmer, R Steve McDevitt, L Alex Johnson, R Jim Perry, R Jim Fregue, R Curtis Runnels, R Fritz Peterson, L Mel Stottlemyre, R Joe Morgan, L, R													1	0	0	0	0	0	0									
Inning Stats	R: 0 E: 0 K: 2 S: 8	H: 1 LOB: 1 BB: 0 P: 8	R: 0 E: 0 K: 2 S: 7	H: 0 LOB: 0 BB: 0 P: 7	R: 0 E: 0 K: 0 S: 3	H: 0 LOB: 0 BB: 0 P: 3	R: 0 E: 0 K: 1 S: 5	H: 0 LOB: 0 BB: 0 P: 6	R: 0 E: 0 K: 0 S: 3	H: 1 LOB: 1 BB: 0 P: 3	R: 1 E: 0 K: 0 S: 5	H: 2 LOB: 2 BB: 1 P: 5	R: 1 E: 0 K: 0 S: 5	H: 2 LOB: 2 BB: 1 P: 9	R: 2 E: 0 K: 2 S: 6	H: 3 LOB: 1 BB: 0 P: 6	R: 0 E: 0 K: 2 S: 7	H: 1 LOB: 0 BB: 0 P: 3	R: 0 E: 0 K: 0 S: 4	H: 1 LOB: 1 BB: 0 P: 4	R: 0 E: 0 K: 0 S: 4	H: 1 LOB: 2 BB: 1 P: 8	1B: 9 2B: 2 3B: 1 HR: 0	SF: 1 SAC: 1 DP: 1 HBP: 0	WP: 0 PB: 0 CS: 0	PA: 50		
PITCHER	IP WLS BF H R ER SO BB IBB HBP BLK WP HR S P ERA WHIP	IP WLS BF H R ER SO BB IBB HBP BLK WP HR S P ERA WHIP	IP WLS BF H R ER SO BB IBB HBP BLK WP HR S P ERA WHIP	IP WLS BF H R ER SO BB IBB HBP BLK WP HR S P ERA WHIP	IP WLS BF H R ER SO BB IBB HBP BLK WP HR S P ERA WHIP	IP WLS BF H R ER SO BB IBB HBP BLK WP HR S P ERA WHIP	IP WLS BF H R ER SO BB IBB HBP BLK WP HR S P ERA WHIP	IP WLS BF H R ER SO BB IBB HBP BLK WP HR S P ERA WHIP	IP WLS BF H R ER SO BB IBB HBP BLK WP HR S P ERA WHIP	IP WLS BF H R ER SO BB IBB HBP BLK WP HR S P ERA WHIP	IP WLS BF H R ER SO BB IBB HBP BLK WP HR S P ERA WHIP	IP WLS BF H R ER SO BB IBB HBP BLK WP HR S P ERA WHIP	IP WLS BF H R ER SO BB IBB HBP BLK WP HR S P ERA WHIP	IP WLS BF H R ER SO BB IBB HBP BLK WP HR S P ERA WHIP	IP WLS BF H R ER SO BB IBB HBP BLK WP HR S P ERA WHIP	IP WLS BF H R ER SO BB IBB HBP BLK WP HR S P ERA WHIP	IP WLS BF H R ER SO BB IBB HBP BLK WP HR S P ERA WHIP	IP WLS BF H R ER SO BB IBB HBP BLK WP HR S P ERA WHIP	IP WLS BF H R ER SO BB IBB HBP BLK WP HR S P ERA WHIP	IP WLS BF H R ER SO BB IBB HBP BLK WP HR S P ERA WHIP	IP WLS BF H R ER SO BB IBB HBP BLK WP HR S P ERA WHIP	IP WLS BF H R ER SO BB IBB HBP BLK WP HR S P ERA WHIP	IP WLS BF H R ER SO BB IBB HBP BLK WP HR S P ERA WHIP	IP WLS BF H R ER SO BB IBB HBP BLK WP HR S P ERA WHIP	IP WLS BF H R ER SO BB IBB HBP BLK WP HR S P ERA WHIP	IP WLS BF H R ER SO BB IBB HBP BLK WP HR S P ERA WHIP	IP WLS BF H R ER SO BB IBB HBP BLK WP HR S P ERA WHIP	IP WLS BF H R ER SO BB IBB HBP BLK WP HR S P ERA WHIP

American League All-Stars @ National League All-Stars
Riverfront Stadium, Cincinnati, OH
Tue Jul 14 1970, 8:05 PM EDT
Att. 51,838 - Unknown - 80 F

livebaseballscorecards.com

AB 44
R 4
H 12
RBI 4
BB 3
SO 7
LOB 18



Batter	1	2	3	4	5	6	7	8	9	10	11	12	AB	R	H	RBI	BB	SO	LOB	BOTTOM									
Willie Mays, R Gaylord Perry, R Willie McCovey, L Claude Osteen, L Joe Torre, R (1.8) (6.1) (7. PR) (8.3) (9. PR) (10.1) (12. PR)													3	0	0	0	0	1	2										
Dick Allen, R Bob Gibson, R Roberto Clemente, R (1.3) (8.1) (9. PR) (10.9)													3	0	0	0	1	1	1										
Hank Aaron, R Pete Rose, S OBP: 0.500, SLG: 0.333 (1.9) (5.9) (10.7)													2	0	0	0	0	0	0										
Tony Perez, R Billy Grabarkewitz, R OBP: 0.333, SLG: 0.333 (1.5) (7.5)													3	0	0	0	0	2	2										
Rico Carty, R Jim Hickman, R OBP: 0.250, SLG: 0.250 (1.7) (5.7) (10.3)													1	0	0	0	1	0	0										
Johnny Bench, R Dick Dietz, R OBP: 0.500, SLG: 2.000 (1.2) (7.2)													3	0	0	0	0	3	3										
Don Kessinger, S Bud Harrelson, S OBP: 1.000, SLG: 1.000 OBP: 0.667, SLG: 0.667 (1.6) (7.6)													2	0	2	0	0	0	0										
Glenn Beckert, R Cito Gaston, R (1.4) (6.8)													2	0	0	0	0	3											
Tom Seaver, R Randy Stabo, L Jim Merritt, L Denis Menke, R Joe Morgan, L OBP: 0.500, SLG: 0.500 (1.1) (3. PR) (4.1) (5. PR) (6.4) (8.4)													0	0	0	0	0	0	0										
Inning Stats	R: 0 E: 0 K: 1 S: 5	H: 0 LOB: 0 BB: 0 P: 5	R: 0 E: 0 K: 2 S: 8	H: 1 LOB: 2 BB: 1 P: 12	R: 0 E: 0 K: 0 S: 3	H: 0 LOB: 0 BB: 0 P: 3	R: 0 E: 0 K: 1 S: 5	H: 0 LOB: 0 BB: 0 P: 6	R: 0 E: 0 K: 1 S: 6	H: 1 LOB: 2 BB: 1 P: 10	R: 1 E: 0 K: 1 S: 5	H: 1 LOB: 1 BB: 1 P: 13	R: 0 E: 0 K: 2 S: 7	H: 0 LOB: 0 BB: 0 P: 6	R: 3 E: 0 K: 1 S: 9	H: 4 LOB: 1 BB: 0 P: 9	R: 0 E: 0 K: 1 S: 5	H: 0 LOB: 0 BB: 0 P: 5	R: 0 E: 0 K: 0 S: 3	H: 0 LOB: 0 BB: 0 P: 3	R: 1 E: 0 K: 0 S: 6	H: 3 LOB: 2 BB: 1 P: 6	1B: 9 2B: 0 3B: 0 HR: 1	SF: 1 SAC: 0 DP: 1 HBP: 1	WP: 0 PB: 0 CS: 0	PA: 50			
PITCHER	IP WLS BF H R ER SO BB IBB HBP BLK WP HR S P ERA WHIP	IP WLS BF H R ER SO BB IBB HBP BLK WP HR S P ERA WHIP	IP WLS BF H R ER SO BB IBB HBP BLK WP HR S P ERA WHIP	IP WLS BF H R ER SO BB IBB HBP BLK WP HR S P ERA WHIP	IP WLS BF H R ER SO BB IBB HBP BLK WP HR S P ERA WHIP	IP WLS BF H R ER SO BB IBB HBP BLK WP HR S P ERA WHIP	IP WLS BF H R ER SO BB IBB HBP BLK WP HR S P ERA WHIP	IP WLS BF H R ER SO BB IBB HBP BLK WP HR S P ERA WHIP	IP WLS BF H R ER SO BB IBB HBP BLK WP HR S P ERA WHIP	IP WLS BF H R ER SO BB IBB HBP BLK WP HR S P ERA WHIP	IP WLS BF H R ER SO BB IBB HBP BLK WP HR S P ERA WHIP	IP WLS BF H R ER SO BB IBB HBP BLK WP HR S P ERA WHIP	IP WLS BF H R ER SO BB IBB HBP BLK WP HR S P ERA WHIP	IP WLS BF H R ER SO BB IBB HBP BLK WP HR S P ERA WHIP	IP WLS BF H R ER SO BB IBB HBP BLK WP HR S P ERA WHIP	IP WLS BF H R ER SO BB IBB HBP BLK WP HR S P ERA WHIP	IP WLS BF H R ER SO BB IBB HBP BLK WP HR S P ERA WHIP	IP WLS BF H R ER SO BB IBB HBP BLK WP HR S P ERA WHIP	IP WLS BF H R ER SO BB IBB HBP BLK WP HR S P ERA WHIP	IP WLS BF H R ER SO BB IBB HBP BLK WP HR S P ERA WHIP	IP WLS BF H R ER SO BB IBB HBP BLK WP HR S P ERA WHIP	IP WLS BF H R ER SO BB IBB HBP BLK WP HR S P ERA WHIP	IP WLS BF H R ER SO BB IBB HBP BLK WP HR S P ERA WHIP	IP WLS BF H R ER SO BB IBB HBP BLK WP HR S P ERA WHIP	IP WLS BF H R ER SO BB IBB HBP BLK WP HR S P ERA WHIP	IP WLS BF H R ER SO BB IBB HBP BLK WP HR S P ERA WHIP	IP WLS BF H R ER SO BB IBB HBP BLK WP HR S P ERA WHIP	IP WLS BF H R ER SO BB IBB HBP BLK WP HR S P ERA WHIP	IP WLS BF H R ER SO BB IBB HBP BLK WP HR S P ERA WHIP

American League All-Stars @ National League All-Stars
Riverfront Stadium, Cincinnati, OH
Tue Jul 14 1970, 8:05 PM EDT
Att. 51,838 - Unknown - 80 F

livebaseballscorecards.com

AB 43
R 5
H 10
RBI 4
BB 5
SO 11
LOB 17





Batter	1	2	3	4	5	6	7	8	9	AB	R	H	RBI	BB	SO	LOB	TOP					
Willie Mays, R Roberto Clemente, R Felix Millan, R	6-3		F9		K			HR		2	0	0	0	0	0	0	National League All-Stars @ American League All-Stars Tiger Stadium, Detroit, MI Tue Jul 13 1971, 8:05 PM EDT Att: 53,559 - Unknown livebaseballscorecards.com					
Hank Aaron, R Lee May, R	5-3		HR			G5-4-3 BB		1-3		2	1	1	1	0	0	0						
Joe Torre, R Ron Santo, R	P4		K			G5-4-3 1-2		1-3		3	0	0	0	0	1	1						
Willie Stargell, L Lou Brock, L		HR HBP		K2-3		K			B1-3	2	1	0	0	0	2	0						
Willie McCovey, L Juan Marichal, R Don Kessinger, S		K		4-3			F9		F9	2	0	0	0	0	1	1						
Johnny Bench, R		HR		5-3					P5	4	1	2	2	0	0	0						
Glenn Beckert, R Pete Rose, S		F9			4-3				P6	3	0	0	0	0	0	1						
Bud Harrelson, S Fergie Jenkins, R Nate Colbert, R Don Wilson, R		F9			6-3				K	2	0	0	0	0	0	0						
Dock Ellis, S Willie Davis, L Bobby Bonds, R			K						K	1	0	0	0	0	0	0						
										1	0	0	0	0	1	0						
Inning Stats	R: 0 E: 0 K: 0 S: 3	H: 0 LOB: 0 BB: 0 P: 3	R: 2 E: 0 K: 1 S: 6	H: 1 LOB: 0 BB: 0 P: 7	R: 1 E: 0 K: 2 S: 8	H: 1 LOB: 0 BB: 0 P: 8	R: 0 E: 0 K: 1 S: 5	H: 0 LOB: 0 BB: 0 P: 5	R: 0 E: 0 K: 1 S: 6	H: 1 LOB: 0 BB: 0 P: 6	R: 0 E: 0 K: 1 S: 4	H: 0 LOB: 0 BB: 1 P: 8	R: 0 E: 0 K: 1 S: 6	H: 1 LOB: 1 BB: 0 P: 6	R: 1 E: 0 K: 0 S: 6	H: 1 LOB: 0 BB: 0 P: 6	R: 0 E: 0 K: 0 S: 3	H: 0 LOB: 0 BB: 0 P: 3	1B: 2 2B: 0 3B: 0 HR: 3	SF: 0 SAC: 0 DP: 1 HBP: 1	WP: 0 PB: 0 SB: 0 CS: 0	PA: 33
PITCHER	IP WLS BF H R ER SO BB IBB HBP BLK WP HR S P ERA WHIP																					
Vida Blue, L ERA: 9.0	3.0 W 12 2 3 3 3 0 0 0 0 0 2 17 18 9.00 0.667																					
Jim Palmer, R ERA	2.0 7 1 0 0 2 0 0 0 0 0 0 11 11 0.00 0.500																					
Mike Cuellar, L ERA	2.0 7 1 0 0 2 1 0 0 0 0 0 10 14 0.00 1.000																					
Mickey Lolich, L ERA: 4.5	2.0 S 7 1 1 1 1 0 0 0 0 0 1 9 9 4.50 0.500																					

Batter	1	2	3	4	5	6	7	8	9	AB	R	H	RBI	BB	SO	LOB	BOTTOM					
Rod Carew, L Cookie Rojas, R	4-3		HR				F9			1	1	0	0	2	0	0	National League All-Stars @ American League All-Stars Tiger Stadium, Detroit, MI Tue Jul 13 1971, 8:05 PM EDT Att: 53,559 - Unknown livebaseballscorecards.com					
Bobby Murcer, L Mike Cuellar, L			BB			BB				3	0	1	0	0	1	2						
Don Buford, S Mickey Lolich, S			P5			K			K	0	0	0	0	0	0	0						
Carl Yastrzemski, L	4-3		P6			4-3				3	0	0	0	1	0	3						
Frank Robinson, R Al Kaline, R	6-3		HR				HR		K	2	1	1	2	0	0	1						
Norm Cash, L Harmon Killebrew, R		K	K				HR		G5-4-3	2	0	0	0	0	2	0						
Brooks Robinson, R										3	0	1	0	0	0	0						
Bill Freehan, R Thurman Munson, R		F7			F3		F8			3	0	0	0	0	0	1						
Luis Aparicio, R			HR						G4-6-3	3	1	1	0	0	0	1						
Vida Blue, S Reggie Jackson, L Jim Palmer, R Frank Howard, R Amos Otis, R			HR						F7	0	0	0	0	0	0	0						
										1	1	1	2	0	0	0						
Inning Stats	R: 0 E: 0 K: 0 S: 4	H: 1 LOB: 1 BB: 0 P: 4	R: 0 E: 0 K: 1 S: 5	H: 0 LOB: 0 BB: 0 P: 5	R: 4 E: 0 K: 1 S: 8	H: 3 LOB: 1 BB: 1 P: 12	R: 0 E: 0 K: 0 S: 3	H: 0 LOB: 0 BB: 0 P: 3	R: 0 E: 0 K: 1 S: 5	H: 0 LOB: 0 BB: 1 P: 9	R: 2 E: 0 K: 0 S: 5	H: 3 LOB: 0 BB: 0 P: 5	R: 0 E: 0 K: 1 S: 5	H: 0 LOB: 0 BB: 0 P: 5	R: 0 E: 0 K: 1 S: 4	H: 0 LOB: 0 BB: 1 P: 8	R: 0 E: 0 K: 1 S: 4	H: 0 LOB: 0 BB: 1 P: 8	1B: 4 2B: 0 3B: 0 HR: 3	SF: 0 SAC: 0 DP: 2 HBP: 0	WP: 0 PB: 0 SB: 0 CS: 0	PA: 32
PITCHER	IP WLS BF H R ER SO BB IBB HBP BLK WP HR S P ERA WHIP																					
Dock Ellis, R ERA: 12.0	3.0 L 14 4 4 4 2 1 0 0 0 0 0 2 17 21 12.00 1.667																					
Juan Marichal, R ERA	2.0 7 0 0 0 1 1 0 0 0 0 0 8 12 0.00 0.500																					
Fergie Jenkins, R ERA: 18.0	1.0 5 3 2 2 0 0 0 0 0 0 1 5 5 18.00 3.000																					
Don Wilson, R ERA	2.0 6 0 0 0 2 1 0 0 0 0 0 9 13 0.00 0.500																					

Batter	1	2	3	4	5	6	7	8	9	10	AB	R	H	RBI	BB	SO	LOB	TOP							
Rod Carew, L OBP: 0.667, SLG: 0.500 Cookie Rojas, R OBP: 1.000, SLG: 4.000	(1,4) X 0-0 4-1		(1,4) X 0-0			(1,4) X 4-0 G3-6-3		(1,4) X 0-0 HR			2	0	1	1	1	0	0	American League All-Stars @ National League All-Stars Atlanta Stadium, Atlanta, GA Tue Jul 25 1972, 8:05 PM EDT Att: 53,107 - Unknown							
Bobby Murcer, L Richie Scheinblum, S	(1,8) X 0-0 F2		(1,8) X 0-0 L3			(1,8) X 0-0 G3-6-3		(1,8) X 0-0 G3			3	0	0	0	0	0	2								
Reggie Jackson, L OBP: 0.500, SLG: 0.750	(1,9) X 0-0		(1,9) X 0-0			(1,9) X 0-0 4-3			(1,9) X 0-3 K		4	0	2	0	0	1	0								
Dick Allen, R Norm Cash, L	(1,3) X 0-0 4-3					(1,3) X 0-0 FC5-4			(1,3) X 0-3 K		3	0	0	0	0	0	2								
Carl Yastrzemski, L Joe Rudi, R OBP: 1.000, SLG: 2.000	(1,7) X 0-0	(1,7) X 0-0 4-3				(1,7) X 0-0 F8			(1,7) X 0-0 K		3	0	0	0	0	1	1								
Bobby Grich, R	(1,6) X 0-0 F5					(1,6) X 0-3 K			(1,6) X 0-3 2B		4	0	0	0	0	2	2								
Brooks Robinson, R Sal Bando, R	(1,5) X 0-0	(1,5) X 0-0 5-3				(1,5) X 0-0 P4			(1,5) X 0-0 4-3		2	0	0	0	0	0	0								
Bill Freehan, R Carlton Fisk, R OBP: 0.500, SLG: 0.500	(1,2) X 0-0		(1,2) X 4-0 SH3-4			(1,2) X 0-0 F8			(1,2) X 0-0 HR		1	1	0	0	1	0	0								
Jim Palmer, R Mickey Lolich, S Gaylord Perry, R Reggie Smith, S Wilbur Wood, R Lou Piniella, R Dave McNally, R	(1,11) X 0-0		(1,11) X 0-0 SH3-4			(1,11) X 0-0 K			(1,11) X 0-3 K		0	0	0	0	0	0	0								
Inning Stats	R: 0 E: 0 K: 0 S: 4	H: 1 LOB: 1 BB: 0 P: 4	R: 0 E: 0 K: 0 S: 3	H: 0 LOB: 0 BB: 0 P: 3	R: 1 E: 0 K: 0 S: 3	H: 1 LOB: 0 BB: 1 P: 7	R: 0 E: 0 K: 1 S: 6	H: 1 LOB: 1 BB: 0 P: 6	R: 0 E: 0 K: 1 S: 5	H: 0 LOB: 0 BB: 0 P: 5	R: 0 E: 0 K: 1 S: 2	H: 0 LOB: 0 BB: 1 P: 6	R: 0 E: 0 K: 1 S: 5	H: 0 LOB: 0 BB: 0 P: 5	R: 2 E: 0 K: 1 S: 7	H: 2 LOB: 0 BB: 0 P: 7	R: 0 E: 0 K: 3 S: 10		H: 1 LOB: 1 BB: 0 P: 10	R: 0 E: 0 K: 1 S: 5	H: 0 LOB: 0 BB: 0 P: 5	1B: 3 2B: 3 3B: 0 HR: 1	SF: 0 SAC: 1 DP: 2 HBP: 0	WP: 0 PB: 0 SB: 0 CS: 0	PA: 36
PITCHER	IP	WLS	BF	H	R	ER	SO	BB	IBB	HBP	BLK	WP	HR	S	P	ERA	WHIP								
Bob Gibson, R ERA: 9.0	(1,1) 2.0		7	1	0	0	0	0	0	0	0	0	0	7	7	0.00	0.500								
Steve Blass, R ERA: 9.0	(3,1) 1.0		4	1	1	1	0	1	0	0	0	0	0	3	7	9.00	2.000								
Don Sutton, R ERA: 9.0	(4,1) 2.0		7	1	0	0	2	0	0	0	0	0	0	11	11	0.00	0.500								
Steve Carlton, L ERA: 9.0	(6,1) 1.0		3	0	0	0	0	1	0	0	0	0	0	2	6	0.00	1.000								
Bill Stoneman, R ERA: 9.0	(7,1) 2.0		8	2	2	2	2	0	0	0	0	0	1	12	12	9.00	1.000								
Tug McGraw, L ERA: 9.0	(9,1) 2.0		7	1	0	0	4	0	0	0	0	0	0	15	15	0.00	0.500								

Batter	1	2	3	4	5	6	7	8	9	10	AB	R	H	RBI	BB	SO	LOB	BOTTOM							
Joe Morgan, L OBP: 0.400, SLG: 0.250	(1,4) X 0-0 F8		(1,4) X 0-0 F7			(1,4) X 0-0 4-3		(1,4) X 4-0		(1,4) X 0-0	4	0	1	1	1	0	0	American League All-Stars @ National League All-Stars Atlanta Stadium, Atlanta, GA Tue Jul 25 1972, 8:05 PM EDT Att: 53,107 - Unknown							
Willie Mays, R Cesar Cedeno, R OBP: 0.500, SLG: 0.500	(1,8) X 0-0 5-3					(1,8) X 0-3 K		(1,8) X 0-0 HR		(1,8) X 0-3 BB	2	0	0	0	0	1	0								
Hank Aaron, R Al Oliver, L OBP: 0.333, SLG: 1.333	(1,9) X 0-3 K					(1,9) X 0-0 F9		(1,9) X 0-0		(1,9) X 0-0 P5	3	1	1	2	0	1	0								
Willie Stargell, L Billy Williams, L OBP: 0.500, SLG: 0.500	(1,7) X 0-0	(1,7) X 4-0				(1,7) X 0-0 P9		(1,7) X 0-0		(1,7) X 0-0 F8	1	0	0	0	1	0	0								
Johnny Bench, R Manny Sanguillen, R OBP: 0.500, SLG: 0.500	(1,2) X 0-0	(1,2) X 0-0				(1,2) X 0-0 G4-3				(1,2) X 0-0 FC6-4	2	0	1	0	0	0	1								
Lee May, R OBP: 0.250, SLG: 0.250	(1,3) X 0-0					(1,3) X 0-0				(1,3) X 0-0 F7	4	0	1	1	0	0	2								
Joe Torre, R Ron Santo, R OBP: 0.333, SLG: 0.333	(1,5) X 0-3 K					(1,5) X 0-0 F3				(1,5) X 0-0	3	0	1	0	0	1	2								
Don Kessinger, S Steve Carlton, L Bill Stoneman, R Tug McGraw, R Nate Colbert, R (10, PH)	(1,6) X 0-0		(1,6) X 0-0 F7			(1,6) X 0-0 FC6-4		(1,6) X 0-0		(1,6) X 0-0	2	0	0	0	0	0	1								
Bob Gibson, R Steve Blass, R Glenn Beckert, R Don Sutton, R Chris Speier, R	(1,1) X 0-0		(1,1) X 0-0 F9			(1,1) X 0-0				(1,1) X 0-0 F9	0	0	0	0	0	0	0								
Inning Stats	R: 0 E: 0 K: 1 S: 5	H: 0 LOB: 0 BB: 0 P: 5	R: 0 E: 0 K: 1 S: 5	H: 1 LOB: 1 BB: 1 P: 9	R: 0 E: 0 K: 0 S: 3	H: 0 LOB: 0 BB: 0 P: 3	R: 0 E: 0 K: 1 S: 5	H: 0 LOB: 0 BB: 0 P: 5	R: 0 E: 0 K: 1 S: 6	H: 1 LOB: 1 BB: 0 P: 6	R: 0 E: 0 K: 1 S: 5	H: 0 LOB: 1 BB: 1 P: 9	R: 0 E: 0 K: 0 S: 4	H: 2 LOB: 0 BB: 0 P: 4	R: 1 E: 0 K: 0 S: 2	H: 1 LOB: 1 BB: 1 P: 6	1B: 7 2B: 0 3B: 0 HR: 1		SF: 0 SAC: 1 DP: 2 HBP: 0	WP: 0 PB: 0 SB: 1 CS: 0	PA: 37				
PITCHER	IP	WLS	BF	H	R	ER	SO	BB	IBB	HBP	BLK	WP	HR	S	P	ERA	WHIP								
Jim Palmer, R ERA: 27.0	(1,1) 3.0		10	1	0	0	2	1	0	0	0	0	0	13	17	0.00	0.667								
Mickey Lolich, L ERA: 9.0	(4,1) 2.0		7	1	0	0	1	0	0	0	0	0	0	9	9	0.00	0.500								
Gaylord Perry, R ERA: 9.0	(6,1) 2.0		9	3	2	2	1	0	0	0	0	0	1	11	11	9.00	1.500								
Wilbur Wood, L ERA: 4.5	(8,1) 2.0		8	2	1	1	1	1	0	0	0	0	0	9	13	4.50	1.500								
Dave McNally, L ERA: 27.0	(10,1) 0.1		L 3	1	1	1	0	1	0	0	0	0	0	2	6	27.00	6.000								

AB	33
R	3
H	6
RBI	3
BB	2
SO	8
LOB	8



Batter	1	2	3	4	5	6	7	8	9	AB	R	H	RBI	BB	SO	LOB	TOP			
Pete Rose, S Wayne Twitchell, R Dave Giusti, R Manny Mota, R Jim Brewer, L	4-3		FC6-4 1B	5-3		G4-6-3 BB		FC4		3	1	0	0	1	0	2	National League All-Stars @ American League All-Stars Royals Stadium, Kansas City, MO Tue Jul 24 1973, 8:05 PM EDT Att: 40,849 - Unknown livebaseballscorecards.com			
Joe Morgan, L OBP: 0.500, SLG: 0.667 Davey Johnson, R	P4		1B		HR	G4-6-3 BB		F2		3	2	1	0	1	0	1				
Cesar Cedeno, R OBP: 0.333, SLG: 0.333 Bill Russell, R	K		1B		K		5-3	L8		3	0	1	1	0	2	1				
Hank Aaron, R OBP: 0.500, SLG: 0.500 Joe Torre, R		P6			P3		2-3	P2		2	0	1	1	0	0	0				
Billy Williams, L OBP: 0.500, SLG: 0.500 Bobby Bonds, R OBP: 1.000, SLG: 3.000			G3							2	0	1	0	0	0	1				
Johnny Bench, R OBP: 0.333, SLG: 1.333 Ted Simmons, S										2	1	2	2	0	0	0				
Ron Santo, R Nate Colbert, R Ron Fairly, L										3	1	1	1	0	0	1				
Chris Speier, R Willie Stargell, L Willie Mays, R Tom Seaver, R Bob Watson, R										1	1	1	0	2	0	0				
Rick Wise, R Darrell Evans, L Claude Osteen, L Don Sutton, R Willie Davis, L OBP: 1.000, SLG: 2.500										1	0	0	0	0	0	0				
Inning Stats	R: 0 E: 0 K: 1 S: 5	H: 0 LOB: 0 BB: 0 P: 5	R: 0 E: 0 K: 0 S: 5	H: 2 LOB: 2 BB: 0 P: 5	R: 2 E: 0 K: 0 S: 4	H: 2 LOB: 1 BB: 2 P: 12	R: 1 E: 0 K: 1 S: 6	H: 1 LOB: 1 BB: 1 P: 10	R: 2 E: 0 K: 1 S: 7	H: 2 LOB: 0 BB: 0 P: 7	R: 0 E: 0 K: 1 S: 6	H: 1 LOB: 1 BB: 0 P: 6	R: 0 E: 0 K: 1 S: 6	H: 1 LOB: 1 BB: 0 P: 6	R: 0 E: 0 K: 0 S: 3	H: 0 LOB: 0 BB: 0 P: 3		1B: 5 2B: 2 HR: 3	SF: 0 SAC: 1 DP: 1 HBP: 0	WP: 0 PB: 1 CS: 0
PITCHER	IP WLS BF H R ER SO	IP WLS BF H R ER SO	IP WLS BF H R ER SO	IP WLS BF H R ER SO	IP WLS BF H R ER SO	IP WLS BF H R ER SO	IP WLS BF H R ER SO	IP WLS BF H R ER SO	IP WLS BF H R ER SO	IP WLS BF H R ER SO	IP WLS BF H R ER SO	IP WLS BF H R ER SO	IP WLS BF H R ER SO	IP WLS BF H R ER SO	IP WLS BF H R ER SO	IP WLS BF H R ER SO	ERA WHIP	ERA WHIP	ERA WHIP	
Catfish Hunter, R ERA: 0.00	1.1 5 1 0 0 0 1	1.1 5 1 0 0 0 1	1.1 5 1 0 0 0 1	1.1 5 1 0 0 0 1	1.1 5 1 0 0 0 1	1.1 5 1 0 0 0 1	1.1 5 1 0 0 0 1	1.1 5 1 0 0 0 1	1.1 5 1 0 0 0 1	1.1 5 1 0 0 0 1	1.1 5 1 0 0 0 1	1.1 5 1 0 0 0 1	1.1 5 1 0 0 0 1	1.1 5 1 0 0 0 1	1.1 5 1 0 0 0 1	1.1 5 1 0 0 0 1	0.00 0.750	0.00 1.000	0.00 0.000	
Ken Holtzman, L ERA: 18.0	0.2 3 1 0 0 0 0	0.2 3 1 0 0 0 0	0.2 3 1 0 0 0 0	0.2 3 1 0 0 0 0	0.2 3 1 0 0 0 0	0.2 3 1 0 0 0 0	0.2 3 1 0 0 0 0	0.2 3 1 0 0 0 0	0.2 3 1 0 0 0 0	0.2 3 1 0 0 0 0	0.2 3 1 0 0 0 0	0.2 3 1 0 0 0 0	0.2 3 1 0 0 0 0	0.2 3 1 0 0 0 0	0.2 3 1 0 0 0 0	0.2 3 1 0 0 0 0	0.00 1.500	0.00 4.000	0.00 2.000	
Bert Blyleven, R ERA: 13.5	1.0 6 2 2 2 2 0	1.0 6 2 2 2 2 0	1.0 6 2 2 2 2 0	1.0 6 2 2 2 2 0	1.0 6 2 2 2 2 0	1.0 6 2 2 2 2 0	1.0 6 2 2 2 2 0	1.0 6 2 2 2 2 0	1.0 6 2 2 2 2 0	1.0 6 2 2 2 2 0	1.0 6 2 2 2 2 0	1.0 6 2 2 2 2 0	1.0 6 2 2 2 2 0	1.0 6 2 2 2 2 0	1.0 6 2 2 2 2 0	1.0 6 2 2 2 2 0	18.00 4.000	13.50 2.000	9.00 2.000	
Bill Singer, R ERA: 9.0	2.0 10 3 3 3 2 1	2.0 10 3 3 3 2 1	2.0 10 3 3 3 2 1	2.0 10 3 3 3 2 1	2.0 10 3 3 3 2 1	2.0 10 3 3 3 2 1	2.0 10 3 3 3 2 1	2.0 10 3 3 3 2 1	2.0 10 3 3 3 2 1	2.0 10 3 3 3 2 1	2.0 10 3 3 3 2 1	2.0 10 3 3 3 2 1	2.0 10 3 3 3 2 1	2.0 10 3 3 3 2 1	2.0 10 3 3 3 2 1	2.0 10 3 3 3 2 1	9.00 2.000			
Nolan Ryan, R ERA: 9.0	2.0 9 2 2 2 2 2	2.0 9 2 2 2 2 2	2.0 9 2 2 2 2 2	2.0 9 2 2 2 2 2	2.0 9 2 2 2 2 2	2.0 9 2 2 2 2 2	2.0 9 2 2 2 2 2	2.0 9 2 2 2 2 2	2.0 9 2 2 2 2 2	2.0 9 2 2 2 2 2	2.0 9 2 2 2 2 2	2.0 9 2 2 2 2 2	2.0 9 2 2 2 2 2	2.0 9 2 2 2 2 2	2.0 9 2 2 2 2 2	2.0 9 2 2 2 2 2	9.00 2.000			
Bert Campaneris, R Ed Brinkman, R	K		K		5-3			6-3		3	0	0	0	2	1	National League All-Stars @ American League All-Stars Royals Stadium, Kansas City, MO Tue Jul 24 1973, 8:05 PM EDT Att: 40,849 - Unknown livebaseballscorecards.com				
Rod Carew, L Cookie Rojas, R	6-3		4-3		1-3			4-3 BB		3	0	0	0	0	1					
John Mayberry, L OBP: 0.500, SLG: 0.667	3-1							4-3		3	0	1	0	1	0					
Reggie Jackson, L OBP: 0.250, SLG: 0.500 Paul Blair, R			4-3					1-3		4	1	1	0	0	1					
Amos Otis, R OBP: 1.000, SLG: 1.000 Dave May, L										2	0	2	1	0	0					
Bobby Murcer, L		L8			P4			6-3		3	0	0	0	1	0					
Carlton Fisk, R Thurman Munson, R		F7			L8					2	0	0	0	0	2					
Brooks Robinson, R Sal Bando, R Davey Nelson, R Willie Horton, R		F8			1-3					2	0	0	0	0	2					
Carlton Hunter, R Ken Holtzman, R Bert Blyleven, R Bill Singer, R Paul Blair, L Nolan Ryan, R Jim Speiser, L Sparky Lyle, L Rollie Fingers, R					P6					0	0	0	0	0	0					
Inning Stats	R: 0 E: 0 K: 1 S: 5	H: 0 LOB: 0 BB: 0 P: 5	R: 1 E: 0 K: 0 S: 5	H: 2 LOB: 1 BB: 0 P: 5	R: 0 E: 0 K: 1 S: 6	H: 1 LOB: 2 BB: 1 P: 10	R: 0 E: 0 K: 0 S: 4	H: 1 LOB: 1 BB: 0 P: 4	R: 0 E: 0 K: 1 S: 6	H: 0 LOB: 0 BB: 0 P: 3	R: 0 E: 0 K: 1 S: 3	H: 0 LOB: 0 BB: 0 P: 3	R: 0 E: 0 K: 0 S: 3	H: 0 LOB: 1 BB: 1 P: 7	R: 0 E: 0 K: 2 S: 7		H: 0 LOB: 1 BB: 1 P: 11	1B: 2 2B: 2 HR: 0	SF: 0 SAC: 0 DP: 0 HBP: 0	WP: 0 PB: 0 CS: 0
PITCHER	IP WLS BF H R ER SO	IP WLS BF H R ER SO	IP WLS BF H R ER SO	IP WLS BF H R ER SO	IP WLS BF H R ER SO	IP WLS BF H R ER SO	IP WLS BF H R ER SO	IP WLS BF H R ER SO	IP WLS BF H R ER SO	IP WLS BF H R ER SO	IP WLS BF H R ER SO	IP WLS BF H R ER SO	IP WLS BF H R ER SO	IP WLS BF H R ER SO	IP WLS BF H R ER SO	IP WLS BF H R ER SO	ERA WHIP	ERA WHIP	ERA WHIP	
Rick Wise, R ERA: 4.5	2.0 8 2 0 0 0 1	2.0 8 2 0 0 0 1	2.0 8 2 0 0 0 1	2.0 8 2 0 0 0 1	2.0 8 2 0 0 0 1	2.0 8 2 0 0 0 1	2.0 8 2 0 0 0 1	2.0 8 2 0 0 0 1	2.0 8 2 0 0 0 1	2.0 8 2 0 0 0 1	2.0 8 2 0 0 0 1	2.0 8 2 0 0 0 1	2.0 8 2 0 0 0 1	2.0 8 2 0 0 0 1	2.0 8 2 0 0 0 1	2.0 8 2 0 0 0 1	4.50 1.000	4.50 1.000	0.00 1.000	
Claude Osteen, L ERA: 0.00	2.0 9 2 0 0 0 1	2.0 9 2 0 0 0 1	2.0 9 2 0 0 0 1	2.0 9 2 0 0 0 1	2.0 9 2 0 0 0 1	2.0 9 2 0 0 0 1	2.0 9 2 0 0 0 1	2.0 9 2 0 0 0 1	2.0 9 2 0 0 0 1	2.0 9 2 0 0 0 1	2.0 9 2 0 0 0 1	2.0 9 2 0 0 0 1	2.0 9 2 0 0 0 1	2.0 9 2 0 0 0 1	2.0 9 2 0 0 0 1	2.0 9 2 0 0 0 1	0.00 1.500	0.00 0.000	0.00 1.000	
Don Sutton, R ERA: 0.00	1.0 3 0 0 0 0 0	1.0 3 0 0 0 0 0	1.0 3 0 0 0 0 0	1.0 3 0 0 0 0 0	1.0 3 0 0 0 0 0	1.0 3 0 0 0 0 0	1.0 3 0 0 0 0 0	1.0 3 0 0 0 0 0	1.0 3 0 0 0 0 0	1.0 3 0 0 0 0 0	1.0 3 0 0 0 0 0	1.0 3 0 0 0 0 0	1.0 3 0 0 0 0 0	1.0 3 0 0 0 0 0	1.0 3 0 0 0 0 0	1.0 3 0 0 0 0 0	0.00 0.000	0.00 1.000	0.00 0.000	
Wayne Twitchell, R ERA: 0.00	1.0 4 1 0 0 0 1	1.0 4 1 0 0 0 1	1.0 4 1 0 0 0 1	1.0 4 1 0 0 0 1	1.0 4 1 0 0 0 1	1.0 4 1 0 0 0 1	1.0 4 1 0 0 0 1	1.0 4 1 0 0 0 1	1.0 4 1 0 0 0 1	1.0 4 1 0 0 0 1	1.0 4 1 0 0 0 1	1.0 4 1 0 0 0 1	1.0 4 1 0 0 0 1	1.0 4 1 0 0 0 1	1.0 4 1 0 0 0 1	1.0 4 1 0 0 0 1	0.00 1.000	0.00 1.000	0.00 0.000	
Dave Giusti, R ERA: 0.00	1.0 3 0 0 0 0 0	1.0 3 0 0 0 0 0	1.0 3 0 0 0 0 0	1.0 3 0 0 0 0 0	1.0 3 0 0 0 0 0	1.0 3 0 0 0 0 0	1.0 3 0 0 0 0 0	1.0 3 0 0 0 0 0	1.0 3 0 0 0 0 0	1.0 3 0 0 0 0 0	1.0 3 0 0 0 0 0	1.0 3 0 0 0 0 0	1.0 3 0 0 0 0 0	1.0 3 0 0 0 0 0	1.0 3 0 0 0 0 0	1.0 3 0 0 0 0 0	0.00 0.000	0.00 1.000	0.00 1.000	

Batter	1	2	3	4	5	6	7	8	9	AB	R	H	RBI	BB	SO	LOB	TOP			
Pete Rose, S OBP: 0.400, SLG: 0.500 (1, 9)										4	0	2	1	0	0	1	National League All-Stars @ American League All-Stars Milwaukee County Stadium, Milwaukee, WI Tue Jul 15 1975, 8:05 PM EDT Att: 51,480 - Unknown			
Gary Carter, R (9, 7)										0	0	0	0	0	0	0				
Lou Brock, L OBP: 0.333, SLG: 0.333 Bobby Murcer, L Randy Jones, R (1, 7) (5, 9) (9, 1)										3	1	1	0	0	0	1				
Joe Morgan, L OBP: 0.250, SLG: 0.250 Dave Cash, R (1, 4) (8, 4)										4	0	1	0	0	0	1				
Johnny Bench, R OBP: 0.250, SLG: 0.250 (1, 2)										4	0	1	1	0	0	1				
Steve Garvey, R OBP: 0.667, SLG: 1.667 Tony Perez, R (1, 3) (8, PH) (8, 3)										3	1	2	1	0	0	0				
Jimmy Wynn, R OBP: 0.500, SLG: 2.000 Reggie Smith, S OBP: 0.500, SLG: 0.500 (1, 8) (5, 8) (9, 9)										2	1	1	1	0	0	2				
Ron Cey, R OBP: 0.333, SLG: 0.333 Tom Seaver, R Jon Matlack, L (1, 5) (6, 1) (7, 1)										3	0	1	0	0	0	2				
Al Oliver, L OBP: 1.000, SLG: 2.000 (9, PH) (9, 8)										1	1	1	0	0	0	0				
Dave Concepcion, R OBP: 0.500, SLG: 0.500 Greg Luzinski, R Larry Bowa, S (1, 6) (7, PH) (7, 6)										2	0	1	0	0	1	1				
Jerry Reuss, L Bob Watson, R Don Sutton, R Bill Madlock, R OBP: 0.500, SLG: 0.500 (1, 1) (4, PH) (4, 1) (6, 5)										1	0	0	0	0	0	1				
Inning Stats	R: 0 E: 0 K: 0 S: 4	H: 2 LOB: 1 BB: 0 P: 4	R: 2 E: 0 K: 1 S: 8	H: 3 LOB: 1 BB: 0 P: 8	R: 1 E: 0 K: 0 S: 6	H: 3 LOB: 2 BB: 0 P: 6	R: 0 E: 0 K: 0 S: 3	H: 1 LOB: 0 BB: 0 P: 3	R: 0 E: 0 K: 0 S: 3	H: 0 LOB: 0 BB: 0 P: 3	R: 0 E: 0 K: 1 S: 6	H: 1 LOB: 1 BB: 0 P: 6	R: 0 E: 0 K: 1 S: 5	H: 0 LOB: 0 BB: 0 P: 5	R: 3 E: 1 K: 0 S: 6	H: 3 LOB: 1 BB: 0 P: 7	1B: 10 2B: 1 3B: 0 HR: 2	SF: 1 SAC: 0 DP: 0 HBP: 1	WP: 0 PB: 0 SB: 1 CS: 1	PA: 39
PITCHER	IP WLS BF H R ER SO BB IBB HBP BLK WP HR S P ERA WHIP																			
Vida Blue, L ERA: 9.0 (1, 1)	2.0 10 5 2 2 1 0 0 0 0 0 0 2 12 12 9.00 2.500																			
Steve Busby, R ERA: 4.5 (3, 1)	2.0 9 4 1 1 0 0 0 0 0 0 0 0 9 9 4.50 2.000																			
Jim Kaat, L ERA: (5, 1)	2.0 6 0 0 0 0 0 0 0 0 0 0 0 6 6 0.00 0.000																			
Caffish Hunter, R ERA: 9.0 (7, 1)	2.0 L 9 3 2 2 2 0 0 0 0 0 0 0 13 13 9.00 1.500																			
Rich Gossage, R ERA: 9.0 (9, 1)	1.0 5 1 1 1 0 0 0 0 1 0 0 0 4 5 9.00 1.000																			

Batter	1	2	3	4	5	6	7	8	9	AB	R	H	RBI	BB	SO	LOB	BOTTOM					
Bobby Bonds, R George Scott, R (1, 8) (6, 3)										3	0	0	0	0	1	0	National League All-Stars @ American League All-Stars Milwaukee County Stadium, Milwaukee, WI Tue Jul 15 1975, 8:05 PM EDT Att: 51,480 - Unknown					
Rod Carew, L OBP: 0.200, SLG: 0.200 (1, 4)										5	0	1	0	0	1	0						
Thurman Munson, R OBP: 0.667, SLG: 0.500 Claudell Washington, L OBP: 1.000, SLG: 1.000 (1, 2) (5, PR) (6, 8) (7, 7)										2	0	1	0	0	0	1						
Reggie Jackson, L OBP: 0.333, SLG: 0.333 Bucky Dent, R (1, 9) (7, 6)										3	0	1	0	0	2	2						
Joe Rudi, R OBP: 0.333, SLG: 0.333 George Hendrick, R OBP: 1.000, SLG: 1.000 (1, 7) (6, PR) (7, 9)										3	0	1	0	0	0	2						
Graig Nettles, L OBP: 0.250, SLG: 0.250 (1, 5)										4	0	1	0	0	1	2						
Gene Tenace, R (1, 3) (6, 2)										3	1	0	0	1	1	2						
Bert Campaneris, R OBP: 1.000, SLG: 1.000 Fred Lynn, L (1, 6) (6, PH) (7, 8)										2	0	2	0	0	0	0						
Vada Blue, S Hank Aaron, R Steve Busby, R Mike Hargrove, L Jim Kaat, L Carl Yastrzemski, L Cotton Thurman, R Rich Gossage, R Hal Nottke, R ...										0	0	0	0	0	0	0						
Inning Stats	R: 0 E: 0 K: 1 S: 5	H: 0 LOB: 1 BB: 0 P: 6	R: 0 E: 1 K: 0 S: 5	H: 1 LOB: 2 BB: 0 P: 5	R: 0 E: 0 K: 1 S: 7	H: 2 LOB: 1 BB: 0 P: 7	R: 0 E: 0 K: 0 S: 4	H: 2 LOB: 1 BB: 0 P: 4	R: 0 E: 0 K: 2 S: 6	H: 1 LOB: 2 BB: 0 P: 6	R: 3 E: 0 K: 2 S: 9	H: 2 LOB: 1 BB: 1 P: 13	R: 0 E: 0 K: 2 S: 7	H: 1 LOB: 0 BB: 0 P: 7	R: 0 E: 0 K: 2 S: 8	H: 1 LOB: 0 BB: 0 P: 8		R: 0 E: 0 K: 1 S: 5	H: 0 LOB: 0 BB: 0 P: 5	1B: 9 2B: 0 3B: 0 HR: 1	SF: 0 SAC: 0 DP: 0 HBP: 1	WP: 0 PB: 1 SB: 3 CS: 1
PITCHER	IP WLS BF H R ER SO BB IBB HBP BLK WP HR S P ERA WHIP																					
Jerry Reuss, L ERA: (1, 1)	3.0 14 3 0 0 2 0 0 0 0 0 0 0 17 18 0.00 1.000																					
Don Sutton, R ERA: (4, 1)	2.0 8 3 0 0 1 0 0 0 0 0 0 0 10 10 0.00 1.500																					
Tom Seaver, R ERA: 27.0 (6, 1)	1.0 6 2 3 3 2 1 0 0 0 0 0 1 9 13 27.00 3.000																					
Jon Matlack, L ERA: (7, 1)	2.0 W 7 2 0 0 4 0 0 0 0 0 0 0 15 15 0.00 1.000																					
Randy Jones, L ERA: (9, 1)	1.0 3 0 0 0 1 0 0 0 0 0 0 0 5 5 0.00 0.000																					


Batter	1	2	3	4	5	6	7	8	9	AB	R	H	RBI	BB	SO	LOB	TOP					
Ron LeFlore, R OBP: 1.000, SLG: 0.500 Carl Yastrzemski, L (1, 7)										2	0	1	0	0	1	0	American League All-Stars @ National League All-Stars Veterans Stadium, Philadelphia, PA Tue Jul 13 1976, 8:05 PM EDT Att: 63,974 - Unknown					
Rod Carew, L (1, 3)										3	0	0	0	1	0							
George Brett, L Don Money, R (1, 5)										2	0	0	0	1	0							
Thurman Munson, R Carlton Fisk, R Chris Chambliss, L (1, 2)										2	0	0	0	0	1							
Fred Lynn, L Amos Otis, R (1, 8)										3	1	1	1	0	1							
Toby Harrah, R Mark Belanger, R Freddie Patek, R (1, 6)										2	0	0	0	0	0							
Rusty Staub, L Luis Tiant, R (1, 9)										2	0	2	0	0	0							
Butch Wynegar, S Frank Tanana, L (7, PH)										0	0	0	0	1	0							
Bobby Grich, R Phil Garner, R (1, 4)										2	0	0	0	0	2							
Mark Fidrych, R Hal McRae, R Catfish Hunter, R Mickey Rivers, L OBP: 0.500, SLG: 0.500 (1, 1)										0	0	0	0	0	0							
Inning Stats	R: 0 E: 0 K: 0 S: 3	H: 1 LOB: 1 BB: 1 P: 7	R: 0 E: 0 K: 0 S: 4	H: 1 LOB: 1 BB: 0 P: 4	R: 0 E: 0 K: 1 S: 5	H: 0 LOB: 0 BB: 0 P: 5	R: 1 E: 0 K: 0 S: 4	H: 1 LOB: 0 BB: 0 P: 4	R: 0 E: 0 K: 1 S: 5	H: 1 LOB: 0 BB: 0 P: 5	R: 0 E: 0 K: 0 S: 3	H: 0 LOB: 1 BB: 1 P: 7	R: 0 E: 0 K: 2 S: 7	H: 0 LOB: 1 BB: 1 P: 11	R: 0 E: 0 K: 0 S: 3	H: 1 LOB: 0 BB: 0 P: 3	R: 0 E: 0 K: 1 S: 5	H: 0 LOB: 0 BB: 0 P: 5	1B: 4 2B: 0 3B: 0 HR: 1	SF: 0 SAC: 0 DP: 3 HBP: 0	WP: 0 PB: 0 SB: 1 CS: 1	PA: 32
PITCHER	IP WLS BF H R ER SO BB IBB HBP BLK WP HR S P ERA WHIP																					
Randy Jones, L ERA: 4.5	3.0 W 11 2 0 0 1 1 0 0 0 0 0 0 12 16 0.00 1.000																					
Tom Seaver, R ERA: 4.5	2.0 7 2 1 1 1 0 0 0 0 0 0 1 9 9 4.50 1.000																					
John Montefusco, R ERA: 4.5	2.0 8 0 0 0 2 2 0 0 0 0 0 0 10 18 0.00 1.000																					
Rick Rhoden, R ERA: 4.5	1.0 3 1 0 0 0 0 0 0 0 0 0 0 3 3 0.00 1.000																					
Ken Forsch, R ERA: 4.5	1.0 3 0 0 0 1 0 0 0 0 0 0 0 5 5 0.00 0.000																					


Batter	1	2	3	4	5	6	7	8	9	AB	R	H	RBI	BB	SO	LOB	BOTTOM			
Pete Rose, S OBP: 0.667, SLG: 1.333 Al Oliver, L (1, 5)										3	1	2	0	0	0	2	American League All-Stars @ National League All-Stars Veterans Stadium, Philadelphia, PA Tue Jul 13 1976, 8:05 PM EDT Att: 63,974 - Unknown			
Steve Garvey, R OBP: 0.333, SLG: 1.000 Dave Cash, R OBP: 1.000, SLG: 1.000 (1, 3)										3	1	1	1	0	0	1				
Joe Morgan, L OBP: 0.333, SLG: 0.333 Tony Perez, R (1, 4)										3	1	1	0	0	0	2				
George Foster, R OBP: 0.333, SLG: 1.333 (1, 8)										3	1	1	3	0	0	1				
John Montefusco, R Bill Russell, R (6, 1)										0	0	0	0	0	0	0				
Greg Luzinski, R Ken Griffey, L OBP: 1.000, SLG: 1.000 (1, 7)										3	0	0	0	0	0	0				
Johnny Bench, R OBP: 0.500, SLG: 0.500 Cesar Cedeno, R OBP: 0.500, SLG: 2.000 (1, 2)										2	0	1	0	0	1	0				
Dave Kingman, R Bob Boone, R (1, 9)										2	0	0	0	1	1	0				
Dave Concepcion, R OBP: 0.500, SLG: 0.500 Larry Bowa, S Rick Rhoden, R Ron Cey, R (1, 6)										2	0	1	0	0	0	0				
Randy Jones, R Tom Seaver, R Mike Schmidt, R Ken Forsch, R (1, 1)										1	0	0	0	1	2	0				
Inning Stats	R: 2 E: 0 K: 0 S: 5	H: 2 LOB: 2 BB: 0 P: 7	R: 0 E: 0 K: 1 S: 7	H: 2 LOB: 0 BB: 0 P: 7	R: 2 E: 0 K: 2 S: 7	H: 2 LOB: 0 BB: 0 P: 7	R: 0 E: 0 K: 0 S: 4	H: 1 LOB: 1 BB: 0 P: 4	R: 0 E: 0 K: 1 S: 5	H: 0 LOB: 0 BB: 0 P: 5	R: 0 E: 0 K: 0 S: 3	H: 0 LOB: 0 BB: 0 P: 3	R: 3 E: 0 K: 0 S: 5	H: 3 LOB: 0 BB: 1 P: 9	R: 0 E: 0 K: 0 S: 5	H: 0 LOB: 0 BB: 0 P: 9	1B: 6 2B: 0 3B: 2 HR: 2	SF: 0 SAC: 0 DP: 1 HBP: 0	WP: 0 PB: 1 SB: 0 CS: 0	PA: 34
PITCHER	IP WLS BF H R ER SO BB IBB HBP BLK WP HR S P ERA WHIP																			
Mark Fidrych, R ERA: 9.0	2.0 L 10 4 2 2 1 0 0 0 0 0 0 1 14 14 9.00 2.000																			
Catfish Hunter, R ERA: 9.0	2.0 8 2 2 2 3 0 0 0 0 0 0 1 14 14 9.00 1.000																			
Luis Tiant, R ERA: 9.0	2.0 7 1 0 0 1 0 0 0 0 0 0 0 9 9 0.00 0.500																			
Frank Tanana, L ERA: 13.5	2.0 9 3 3 3 0 1 0 0 0 0 0 1 8 12 13.50 2.000																			

Batter	1	2	3	4	5	6	7	8	9	AB	R	H	RBI	BB	SO	LOB	TOP																			
Joe Morgan, L OBP: 0.250, SLG: 1.000 Manny Trillo, R	3-0 HR	0-0 L4			0-0 F8		0-3 K		0-3 K	4	1	1	1	0	1	2	National League All-Stars @ American League All-Stars Yankee Stadium, Bronx, NY Tue Jul 19 1977, 8:05 PM EDT Att: 56,683 - Unknown																			
Steve Garvey, R OBP: 0.333, SLG: 1.333 Willie Montanez, L	0-3 K		0-0 HR		0-3 K		0-3 K		0-0 4-3	3	1	1	1	0	2	0																				
Dave Parker, L OBP: 0.333, SLG: 0.333 Garry Templeton, S	0-0 2B		0-3 K		0-0 6-3				0-0 WP 1B	3	1	1	0	0	1	0																				
George Foster, R OBP: 0.333, SLG: 0.667 Jerry Morales, R	0-0 WP 1B		0-3 K		0-0 5-3				1-0 WP 1B	3	1	1	1	0	1	0																				
Greg Luzinski, R OBP: 0.500, SLG: 2.000 Dave Winfield, R OBP: 1.000, SLG: 1.500	0-0 2B		0-0 4-3		0-0 4-3				0-0 G4-3 1B	2	1	1	2	0	0	0																				
Ron Cey, R Tom Seaver, R Reggie Smith, S Mike Schmidt, R Rick Reuschel, R John Stearns, R	0-3 K				0-0 4-3				0-0 G4-3 1B	2	0	0	0	1	1	0																				
Johnny Bench, R Gary Lavelle, S Pete Rose, S	0-3 K				0-0 P5				0-0 F9	2	0	0	0	0	1	0																				
Dave Concepcion, R Ellis Valentine, R		4-0 CS SH3			0-0 1-3				0-0 F8	1	0	0	0	1	0	0																				
Don Sutton, R Ted Simmons, S Rich Gossage, R		0-0 SH3			0-0 4-3				0-0 4-3	0	0	0	0	0	0	0																				
Inning Stats	R: 4 E: 0 K: 3 S: 13	H: 4 LOB: 0 BB: 0 P: 16	R: 0 E: 0 K: 2 S: 2	H: 0 LOB: 0 BB: 1 P: 6	R: 1 E: 0 K: 2 S: 8	H: 1 LOB: 0 BB: 0 P: 8	R: 0 E: 0 K: 0 S: 3	H: 0 LOB: 0 BB: 0 P: 3	R: 0 E: 0 K: 1 S: 5	H: 0 LOB: 0 BB: 0 P: 5	R: 0 E: 0 K: 0 S: 4	H: 1 LOB: 2 BB: 1 P: 8	R: 0 E: 0 K: 2 S: 7	H: 0 LOB: 1 BB: 1 P: 11	R: 2 E: 0 K: 0 S: 5	H: 3 LOB: 2 BB: 0 P: 6		R: 0 E: 0 K: 1 S: 5	H: 0 LOB: 0 BB: 0 P: 5	1B: 3 2B: 3 3B: 0 HR: 3	SF: 0 SAC: 1 DP: 1 HBP: 1	WP: 2 PB: 0 SB: 0 CS: 0	PA: 38													
PITCHER	IP	WLS	BF	H	R	ER	SO	BB	IBB	HBP	BLK	WP	HR	S	P	ERA	WHIP	PITCHER		IP	WLS	BF	H	R	ER	SO	BB	IBB	HBP	BLK	WP	HR	S	P	ERA	WHIP
Jim Palmer, R ERA: 22.5	2.0	L	11	5	5	5	3	1	0	0	0	1	3	16	23	22.50	3.000	Sparky Lyle, L ERA: 9.0		2.0		9	3	2	2	1	0	0	1	0	10	11	9.00	1.500		

Batter	1	2	3	4	5	6	7	8	9	AB	R	H	RBI	BB	SO	LOB	BOTTOM																			
Rod Carew, L OBP: 0.333, SLG: 0.333 George Scott, R OBP: 0.500, SLG: 2.000	0-0 1-3		0-0 L8			0-0 2B 1B	0-0 F8		0-0 HR	3	1	1	0	0	0	0	National League All-Stars @ American League All-Stars Yankee Stadium, Bronx, NY Tue Jul 19 1977, 8:05 PM EDT Att: 56,683 - Unknown																			
Willie Randolph, R OBP: 0.200, SLG: 0.200	0-3 K		0-3 K			0-0 1-3	0-0 1B		0-0 6-3	5	0	1	1	0	2	1																				
George Brett, L Bill Campbell, R Ron Fairly, L Sparky Lyle, L Thurman Munson, R	4-0 BB				0-0 F7		0-0 5-3		0-3 K	2	0	0	0	1	0	1																				
Carl Yastrzemski, L Fred Lynn, L	0-0 P4				0-3 K		4-0 2B		0-0 4-3	2	0	0	0	0	1	1																				
Richie Zisk, R Ken Singleton, S		0-3 K			0-0 1B		0-0 BB		1-0 1B	3	0	2	2	0	1	0																				
Reggie Jackson, L Jim Rice, R		0-0 1B			0-3 K		0-0 F2		0-0 G3-6-3	2	0	1	0	0	1	1																				
Carlton Fisk, R Butch Wynegar, S		0-3 K			0-0 P6				0-0 G3-6-3	2	1	1	0	0	0	2																				
Rick Burleson, R Bert Campaneris, R		0-0 L8			0-0 6-3				4-0 HR	2	0	0	0	0	1	1																				
Jim Palmer, R Jim Kern, R Ruppert Jones, L Dennis Eckersley, R Larry Hise, R Dave LaRoche, L Graig Nettles, L			0-0 F9			0-0 F9			0-3 K	0	0	0	0	0	0	0																				
Inning Stats	R: 0 E: 0 K: 1 S: 5	H: 0 LOB: 1 BB: 1 P: 9	R: 0 E: 0 K: 2 S: 8	H: 1 LOB: 1 BB: 0 P: 8	R: 0 E: 0 K: 1 S: 5	H: 0 LOB: 0 BB: 0 P: 5	R: 0 E: 0 K: 2 S: 8	H: 1 LOB: 1 BB: 0 P: 8	R: 0 E: 0 K: 0 S: 3	H: 0 LOB: 0 BB: 0 P: 3	R: 2 E: 0 K: 0 S: 5	H: 2 LOB: 2 BB: 1 P: 9	R: 1 E: 1 K: 2 S: 10	H: 2 LOB: 2 BB: 0 P: 10	R: 0 E: 0 K: 0 S: 3	H: 1 LOB: 1 BB: 0 P: 4		R: 2 E: 0 K: 2 S: 8	H: 1 LOB: 0 BB: 1 P: 12	1B: 6 2B: 1 3B: 0 HR: 1	SF: 0 SAC: 0 DP: 1 HBP: 1	WP: 0 PB: 0 SB: 0 CS: 0	PA: 39													
PITCHER	IP	WLS	BF	H	R	ER	SO	BB	IBB	HBP	BLK	WP	HR	S	P	ERA	WHIP	PITCHER		IP	WLS	BF	H	R	ER	SO	BB	IBB	HBP	BLK	WP	HR	S	P	ERA	WHIP
Don Sutton, R ERA: 0.667	3.0	W	11	1	0	0	4	1	0	0	0	0	0	18	22	0.00	0.667	Tom Seaver, R ERA: 9.0		2.0		12	4	3	2	2	1	0	0	0	0	15	19	9.00	2.500	
Gary Lavelle, L ERA: 0.000	4.1		7	1	0	0	2	0	0	0	0	0	0	11	11	0.00	0.500	Rick Reuschel, R ERA: 1.000		1.0		4	1	0	0	0	0	0	1	0	0	3	4	0.00	1.000	
Rich Gossage, R ERA: 18.0	9.1		5	1	2	2	2	1	0	0	0	0	1	8	12	18.00	2.000	Sparky Lyle, L ERA: 9.0		2.0		9	3	2	2	1	0	0	0	10	11	9.00	1.500			

Batter	1	2	3	4	5	6	7	8	9	AB	R	H	RBI	BB	SO	LOB	TOP			
Rod Carew, L OBP: 0.500, SLG: 1.500 (1, 3)										4	2	2	0	0	0	1	American League All-Stars @ National League All-Stars San Diego Stadium, San Diego, CA Tue Jul 11 1978, 8:05 PM EDT Att: 51,549 - Unknown			
George Brett, L OBP: 0.500, SLG: 1.000 Rich Gossage, R (8, 1)										3	1	2	2	0	0	0				
Jim Rice, R Chet Lemon, R (1, 7) (8, 7)										4	0	0	0	0	2	2				
Richie Zisk, R Dwight Evans, R (1, 9) (5, 9)										2	0	1	0	1	1	1				
Carlton Fisk, R Jim Sundberg, R Jason Thompson, L (1, 2) (6, 2) (9, PH)										2	0	0	1	0	0	1				
Fred Lynn, L OBP: 0.250, SLG: 0.250 (1, 8)										4	0	1	0	0	1	0				
Don Money, R Frank White, R Darrell Porter, L (1, 4) (4, 4) (9, PH)										2	0	0	0	0	1	1				
Freddie Patek, R OBP: 0.333, SLG: 0.333 (1, 6)										3	0	1	0	0	1	1				
Jim Palmer, R Matt Keough, R Roy Howell, L Lary Sorensen, R Larry Hiale, R Jim Kern, R Ron Guidry, L Graig Nettles, L (1, 1) (3, 1) (4, PH) (4, 1) (7, PH) (7, 1) (7, 1) (8, 5)										1	0	0	0	0	0	1				
Inning Stats	R: 2 E: 0 K: 0 S: 4	H: 2 LOB: 0 BB: 1 P: 8	R: 0 E: 0 K: 2 S: 8	H: 1 LOB: 1 BB: 0 P: 8	R: 1 E: 0 K: 0 S: 5	H: 2 LOB: 1 BB: 0 P: 5	R: 0 E: 0 K: 0 S: 4	H: 1 LOB: 1 BB: 0 P: 4	R: 0 E: 0 K: 2 S: 3	H: 0 LOB: 0 BB: 0 P: 3	R: 0 E: 0 K: 1 S: 5	H: 1 LOB: 0 BB: 0 P: 5	R: 0 E: 0 K: 2 S: 7	H: 0 LOB: 0 BB: 0 P: 7	R: 0 E: 0 K: 0 S: 3	H: 0 LOB: 0 BB: 0 P: 3		1B: 5 2B: 1 3B: 2 HR: 0	SF: 2 SAC: 0 DP: 0 HBP: 0	WP: 1 PB: 0 CS: 1 CS: 2
PITCHER	IP WLS BF H R ER SO BB IBB HBP BLK WP HR S P ERA WHIP																			
Vida Blue, L ERA: 9.0 (1, 1)	3.0	14	5	3	3	2	1	0	0	0	0	0	0	0	17	21	9.00	2.000		
Steve Rogers, R ERA: (4, 1)	2.0	8	2	0	0	2	0	0	0	0	1	0	12	12	0.00	1.000				
Rollie Fingers, R ERA: (6, 1)	2.0	6	1	0	0	1	0	0	0	0	0	0	8	8	0.00	0.500				
Bruce Sutter, R ERA: (8, 1)	1.2	W	5	0	0	0	2	0	0	0	0	0	9	9	0.00	0.000				
Phil Niekro, R ERA: (9, 1)	0.1	1	0	0	0	0	0	0	0	0	0	0	1	1	0.00	0.000				
Batter	1	2	3	4	5	6	7	8	9	AB	R	H	RBI	BB	SO	LOB	BOTTOM			
Pete Rose, S OBP: 0.250, SLG: 0.500 Davey Lopes, R OBP: 1.000, SLG: 1.000 (1, 5) (7, PR) (8, 4)										4	0	1	0	0	0	2	American League All-Stars @ National League All-Stars San Diego Stadium, San Diego, CA Tue Jul 11 1978, 8:05 PM EDT Att: 51,549 - Unknown			
Joe Morgan, L Jack Clark, R (1, 4) (8, 9)										3	1	0	0	1	1	2				
George Foster, R (1, 8)										2	1	0	0	2	1	0				
Greg Luzinski, R OBP: 0.667, SLG: 0.500 Rollie Fingers, R Willie Stargell, L Bruce Sutter, R Phil Niekro, R (1, 7) (6, 1) (7, PH) (8, 1) (9, 1)										2	0	1	1	1	0	0				
Steve Garvey, R OBP: 0.750, SLG: 1.333 (1, 3)										3	1	2	2	1	0	0				
Ted Simmons, S OBP: 0.333, SLG: 0.333 Dave Concepcion, R (1, 2) (7, 6)										3	0	1	0	0	1	2				
Rick Monday, L Steve Rogers, R Dave Winfield, R OBP: 0.500, SLG: 0.500 (1, 9) (4, 1) (6, 7)										2	0	0	0	0	0	5				
Larry Bowa, S OBP: 0.667, SLG: 0.667 Bob Boone, R Biff Pocoroba, S (1, 6) (7, 2) (9, 2)										3	1	2	0	0	0	0				
Vida Blue, S Reggie Smith, S Ron Cey, R (1, 1) (3, PH) (4, 9) (8, 5)										0	0	0	0	0	0	0				
Inning Stats	R: 0 E: 0 K: 2 S: 7	H: 0 LOB: 0 BB: 0 P: 7	R: 0 E: 0 K: 1 S: 5	H: 1 LOB: 1 BB: 1 P: 9	R: 3 E: 0 K: 1 S: 8	H: 3 LOB: 3 BB: 3 P: 20	R: 0 E: 0 K: 0 S: 4	H: 1 LOB: 1 BB: 0 P: 4	R: 0 E: 0 K: 0 S: 3	H: 0 LOB: 0 BB: 0 P: 3	R: 0 E: 0 K: 0 S: 3	H: 0 LOB: 0 BB: 0 P: 3	R: 0 E: 0 K: 1 S: 6	H: 1 LOB: 2 BB: 1 P: 10	R: 4 E: 1 K: 1 S: 8	H: 4 LOB: 0 BB: 1 P: 12		1B: 8 2B: 1 3B: 1 HR: 0	SF: 0 SAC: 0 DP: 1 HBP: 0	WP: 1 PB: 1 CS: 1 CS: 1
PITCHER	IP WLS BF H R ER SO BB IBB HBP BLK WP HR S P ERA WHIP																			
Jim Palmer, R ERA: 10.13 Matt Keough, R Lary Sorensen, R Jim Kern, R Ron Guidry, L (1, 1) (3, 1) (4, 1) (7, 1) (7, 1)	2.2	14	3	3	3	4	4	0	0	0	0	0	0	2	2	0.00	3.000			
Rich Gossage, R ERA: 36.0 (8, 1)	1.0	L	7	4	4	4	1	0	0	0	0	0	8	12	36.00	5.000				

Batter	1	2	3	4	5	6	7	8	9	AB	R	H	RBI	BB	SO	LOB	TOP				
Lou Whitaker, L (1,4) Damaso Garcia, R (6,4)	0-0 2B		0-0 1B			0-0 G1		0-0 F6		3	0	2	0	0	0	0	American League All-Stars @ National League All-Stars Candlestick Park, San Francisco, CA Tue Jul 10 1984, 8:05 PM EDT Att: 57,756 - Unknown 				
Rod Carew, L (1,3) Eddie Murray, S (4,3)	0-3 K		0-0 G3-2			0-0 2B		0-3 K		2	0	0	0	0	1	3					
Cal Ripken Jr., R (1,6) Alfredo Griffin, S (6,6) Don Mattingly, L (9,PH)	0-0 5-3		0-0 G5-3			0-0 5-3		0-0 F7		3	0	0	0	0	0	3					
Dave Winfield, R (1,7) OBP: 0.250, SLG: 0.500 (4,9)	0-0 5-3			0-3 K		0-0 F7		0-0 2B		4	0	1	0	0	1	2					
Reggie Jackson, L (1,9) Rickey Henderson, R (4,7) (8,8)		0-0 F6		0-3 K		0-0 F9		0-3 K		2	0	0	0	0	1	0					
George Brett, L (1,5) OBP: 0.333, SLG: 1.333 (7,1) Bill Caudill, R (7,1) Willie Hernandez, L (8,1)		0-0 HR		0-3 K		0-0 F7				3	1	1	1	0	1	0					
Lance Parrish, R (1,2) Jim Sundberg, R (5,2)		0-3 K			0-3 K		0-0 F7			2	0	0	0	0	2	0					
Chet Lemon, R (1,8) OBP: 0.500, SLG: 0.500 (8,PH) Jim Rice, R (8,7)		0-0 PO 1B			0-3 K			0-3 K		2	0	1	0	0	1	0					
Dave Stieb, R (1,1) Andre Thornton, R (3,PH) Jack Morris, R (3,1) Alvin Davis, L (5,PH) Richard Dotson, R (5,1) Buddy Bell, R (7,9)		0-0 PO 1-2	0-0 1B G3-2 1B		0-3 K			0-0 F6		0	0	0	0	0	0	0					
Inning Stats	R: 0 E: 0 K: 1 S: 6	H: 1 LOB: 1 P: 6	R: 1 E: 0 K: 1 S: 6	H: 2 LOB: 0 BB: 0 P: 6	R: 0 E: 0 K: 0 S: 4	H: 2 LOB: 1 BB: 0 P: 4	R: 0 E: 0 K: 3 S: 9	H: 0 LOB: 0 BB: 0 P: 9	R: 0 E: 0 K: 0 S: 4	H: 1 LOB: 1 BB: 0 P: 4	R: 0 E: 0 K: 0 S: 3	H: 0 LOB: 0 BB: 0 P: 3	R: 0 E: 0 K: 1 S: 5	H: 0 LOB: 0 BB: 0 P: 5	R: 0 E: 0 K: 2 S: 8	H: 1 LOB: 1 BB: 0 P: 8		1B: 3 2B: 4 3B: 0 HR: 1	SF: 0 SAC: 0 DP: 1 HBP: 0	WP: 0 PB: 0 CS: 0	PA: 33
PITCHER	IP WLS BF H R ER SO BB IBB HBP BLK WP HR S P ERA WHIP																				
Charlie Lea, R (1,1) ERA: 4.5	2.0 W 8 3 1 1 2 0 0 0 0 0 0 1 12 12 4.50 1.500																				
Fernando Valenzuela, L (3,1) ERA: 4.5	2.0 7 2 0 0 3 0 0 0 0 0 0 0 13 13 0.00 1.000																				
Dwight Gooden, R (5,1) ERA: 4.5	2.0 7 1 0 0 3 0 0 0 0 0 0 0 13 13 0.00 0.500																				
Mario Soto, R (7,1) ERA: 4.5	2.0 6 0 0 0 1 0 0 0 0 0 0 0 8 8 0.00 0.000																				
Rich Gossage, R (9,1) ERA: 4.5	1.0 S 4 1 0 0 2 0 0 0 0 0 0 0 8 8 0.00 1.000																				

Batter	1	2	3	4	5	6	7	8	9	AB	R	H	RBI	BB	SO	LOB	BOTTOM				
Tony Gwynn, L (1,7) OBP: 0.333, SLG: 0.333 (6,7) Tim Raines, S (6,7)	0-0 4-3		0-3 K		0-0 4-3 S 1B		0-3 K			3	0	1	0	0	1	0	American League All-Stars @ National League All-Stars Candlestick Park, San Francisco, CA Tue Jul 10 1984, 8:05 PM EDT Att: 57,756 - Unknown 				
Ryne Sandberg, R (1,4) OBP: 0.250, SLG: 0.250	0-0 4-3		0-0 S 1B		0-0 4-3 1-3		0-3 K			4	0	1	0	0	1	1					
Steve Garvey, R (1,3) OBP: 0.333, SLG: 0.333 (6,3) Keith Hernandez, L (6,3)	0-0 E9 F 1B		0-0 F7		0-0 4-3		0-3 K			3	1	1	0	0	0	2					
Dale Murphy, R (1,8) OBP: 0.750, SLG: 1.667	0-0 E2 2H 1B		4-0 BB		0-0 F9			0-0 HR		3	1	2	1	1	0	1					
Mike Schmidt, R (1,5) Tim Wallach, R (7,5)	0-3 K2-3		0-0 1-3			0-3 K		0-0 5-3		3	0	0	0	0	2	3					
Darryl Strawberry, L (1,9) OBP: 0.500, SLG: 0.500 (5,9) Claudell Washington, L (5,9) OBP: 0.500, SLG: 1.000		0-3 K		0-0 S 1B		0-0 FC6-4 2B		0-3 K		2	0	1	0	0	1	0					
Gary Carter, R (1,2) OBP: 0.667, SLG: 2.000 (7,2) Rich Gossage, R (9,1)		0-0 HR		0-0 F5		4-0 FC6-4 BB		0-0 F7		2	1	1	1	1	0	1					
Ozzie Smith, S (1,6)		0-0 4-3		0-0 F5		0-0 FC6-4 S 1-2 2-3				3	0	0	0	0	0	3					
Charlie Lea, R (1,1) Chili Davis, S (2,PH) Fernando Valenzuela, L (3,1) Jerry Mumphrey, S (4,PH) Dwight Gooden, R (5,1) Bob Brenly, R (6,PH) Mario Soto, R (7,1) Tony Peña, R (8,2)		0-0 L5		0-3 K		0-3 K				0	0	0	0	0	0	0					
Inning Stats	R: 1 E: 2 K: 1 S: 7	H: 2 LOB: 1 BB: 0 P: 7	R: 1 E: 0 K: 1 S: 6	H: 1 LOB: 0 BB: 0 P: 6	R: 0 E: 0 K: 1 S: 6	H: 1 LOB: 2 BB: 1 P: 10	R: 0 E: 0 K: 0 S: 6	H: 1 LOB: 1 BB: 0 P: 6	R: 0 E: 0 K: 2 S: 8	H: 1 LOB: 2 BB: 1 P: 12	R: 0 E: 0 K: 3 S: 9	H: 0 LOB: 0 BB: 0 P: 9	R: 0 E: 0 K: 1 S: 6	H: 1 LOB: 0 BB: 0 P: 6	R: 1 E: 0 K: 2 S: 8	H: 1 LOB: 0 BB: 0 P: 6		1B: 5 2B: 1 3B: 0 HR: 2	SF: 0 SAC: 0 DP: 0 HBP: 0	WP: 0 PB: 0 CS: 0	PA: 34
PITCHER	IP WLS BF H R ER SO BB IBB HBP BLK WP HR S P ERA WHIP																				
Dave Stieb, R (1,1) ERA: 4.5	2.0 L 9 3 2 1 2 0 1 0 0 0 0 0 0 12 16 0.00 1.500																				
Jack Morris, R (3,1) ERA: 4.5	2.0 9 2 0 0 2 1 0 0 0 0 0 0 0 12 16 0.00 1.500																				
Richard Dotson, R (5,1) ERA: 4.5	2.0 9 2 0 0 2 1 0 0 0 0 0 0 0 12 16 0.00 1.500																				
Bill Caudill, R (7,1) ERA: 4.5	1.0 3 0 0 0 3 0 0 0 0 0 0 0 0 9 9 0.00 0.000																				
Willie Hernandez, L (8,1) ERA: 9.0	1.0 4 1 1 1 1 0 0 0 0 0 0 0 1 6 6 9.00 1.000																				

Batter	1	2	3	4	5	6	7	8	9	AB	R	H	RBI	BB	SO	LOB	TOP				
Kirby Puckett, R OBP: 0.500, SLG: 0.333	0-0 FC4-6 1B		0-0 F9		0-0 6-3			4-0 S BB BB		3	0	1	0	1	0	0					
Rickey Henderson, R Lloyd Moseby, L	0-0 FC4-6 BLK 1-2		0-3 K			0-0 P6		4-0 S BB		3	0	0	0	0	1	1					
Wade Boggs, L Brook Jacoby, R	0-0 F7 1-2		0-0 E4			0-0 1B		0-3 K		3	0	1	0	0	0	1					
Lance Parrish, R Jim Rice, R Rich Gedman, L	0-0 F6 1-2		0-0 F8			0-0 F8 1B		0-3 K		3	0	0	0	0	0	3					
Wally Joyner, L Don Mattingly, L		0-0 P6			0-3 K			0-3 K		1	0	0	0	0	0	0					
Cal Ripken Jr., R Tony Fernandez, S		0-0 6-3			0-3 K			0-0 K		4	0	0	0	0	2	0					
Dave Winfield, R Jesse Barfield, R		0-0 HR 2B			0-3 K			0-3 K		1	1	1	0	0	0	0					
Lou Whitaker, L Frank White, R		0-0 2H HR			0-3 K			0-0 F7		2	1	1	2	0	1	0					
Roger Clemens, R Teddy Higuera, S Harold Baines, L Charlie Hough, R Dave Righetti, L Don Aase, R		0-3 K			0-3 K			0-0 4-3		1	0	0	0	0	1	0					
Inning Stats	R: 0 E: 0 K: 0 S: 4	H: 1 LOB: 1 BB: 0 P: 4	R: 2 E: 0 K: 1 S: 7	H: 2 LOB: 0 BB: 0 P: 7	R: 0 E: 1 K: 1 S: 6	H: 0 LOB: 1 BB: 0 P: 6	R: 0 E: 0 K: 3 S: 9	H: 0 LOB: 0 BB: 0 P: 9	R: 0 E: 0 K: 2 S: 7	H: 1 LOB: 0 BB: 0 P: 4	R: 1 E: 0 K: 2 S: 8	H: 1 LOB: 0 BB: 0 P: 8	R: 0 E: 0 K: 3 S: 9	H: 0 LOB: 2 BB: 0 P: 17	R: 0 E: 0 K: 0 S: 3	H: 0 LOB: 0 BB: 0 P: 3	1B: 2 2B: 1 3B: 0 HR: 2	SF: 0 SAC: 0 DP: 0 HBP: 0	WP: 0 PB: 0 CS: 0	PA: 35	
PITCHER	IP WLS BF H R ER SO BB IBB HBP BLK WP HR S P ERA WHIP	IP WLS BF H R ER SO BB IBB HBP BLK WP HR S P ERA WHIP	IP WLS BF H R ER SO BB IBB HBP BLK WP HR S P ERA WHIP	IP WLS BF H R ER SO BB IBB HBP BLK WP HR S P ERA WHIP	IP WLS BF H R ER SO BB IBB HBP BLK WP HR S P ERA WHIP	IP WLS BF H R ER SO BB IBB HBP BLK WP HR S P ERA WHIP	IP WLS BF H R ER SO BB IBB HBP BLK WP HR S P ERA WHIP	IP WLS BF H R ER SO BB IBB HBP BLK WP HR S P ERA WHIP	IP WLS BF H R ER SO BB IBB HBP BLK WP HR S P ERA WHIP	IP WLS BF H R ER SO BB IBB HBP BLK WP HR S P ERA WHIP	IP WLS BF H R ER SO BB IBB HBP BLK WP HR S P ERA WHIP	IP WLS BF H R ER SO BB IBB HBP BLK WP HR S P ERA WHIP	IP WLS BF H R ER SO BB IBB HBP BLK WP HR S P ERA WHIP	IP WLS BF H R ER SO BB IBB HBP BLK WP HR S P ERA WHIP	IP WLS BF H R ER SO BB IBB HBP BLK WP HR S P ERA WHIP	IP WLS BF H R ER SO BB IBB HBP BLK WP HR S P ERA WHIP	IP WLS BF H R ER SO BB IBB HBP BLK WP HR S P ERA WHIP	IP WLS BF H R ER SO BB IBB HBP BLK WP HR S P ERA WHIP	IP WLS BF H R ER SO BB IBB HBP BLK WP HR S P ERA WHIP	IP WLS BF H R ER SO BB IBB HBP BLK WP HR S P ERA WHIP	IP WLS BF H R ER SO BB IBB HBP BLK WP HR S P ERA WHIP

American League All-Stars @ National League All-Stars
Astrodome, Houston, TX
Tue Jul 15 1986, 8:05 PM EDT
Att: 45,774 - Unknown

livebaseballscorecards.com

AB 33
R 3
H 5
RBI 3
BB 2
SO 12
LOB 12



Batter	1	2	3	4	5	6	7	8	9	AB	R	H	RBI	BB	SO	LOB	BOTTOM				
Tony Gwynn, L Steve Sax, R	0-0 L7			0-3 K		0-0 G3		0-0 S 1B		3	0	0	0	0	1	0					
Ryne Sandberg, R Mike Scott, R Sid Fernandez, L Glenn Davis, R Mike Krukow, R	0-3 K			0-0 F7		0-3 K		0-0 F5 1-2		3	0	0	0	0	2	0					
Keith Hernandez, L	0-0 3-1			0-0 F8				0-0 F9		4	0	0	0	0	0	0					
Gary Carter, R Jody Davis, R Tony Peña, R		0-0 F8			0-0 5-3			0-0 F9		3	0	0	0	0	0	0					
Darryl Strawberry, L Dave Parker, L		0-3 K			0-0 BB 1B			0-0 G3		2	0	1	0	0	1	0					
Mike Schmidt, R Chris Brown, R		0-0 F8			4-0 1-2 BB			0-0 G4-3 1B		1	0	0	0	1	0	0					
Dale Murphy, R Chili Davis, S				0-0 G6-3				0-3 K		2	0	0	0	0	2	0					
Ozzie Smith, S Hubie Brooks, R				0-0 4-3				0-3 K BLK 1B		1	0	0	0	0	0	0					
Dwight Gooden, R Kevin Bass, S Fernando Valenzuela, L Tim Lincecum, S				0-0 4-3				0-3 3H K		0	0	0	0	0	0	0					
Inning Stats	R: 0 E: 0 K: 1 S: 5	H: 0 LOB: 0 BB: 0 P: 5	R: 0 E: 0 K: 1 S: 5	H: 0 LOB: 0 BB: 0 P: 5	R: 0 E: 0 K: 1 S: 5	H: 0 LOB: 0 BB: 0 P: 5	R: 0 E: 0 K: 1 S: 5	H: 1 LOB: 2 BB: 1 P: 8	R: 0 E: 0 K: 1 S: 5	H: 0 LOB: 0 BB: 0 P: 5	R: 0 E: 0 K: 3 S: 12	H: 2 LOB: 1 BB: 0 P: 12	R: 0 E: 0 K: 0 S: 4	H: 2 LOB: 2 BB: 0 P: 4	1B: 4 2B: 1 3B: 0 HR: 0	SF: 0 SAC: 0 DP: 1 HBP: 0	WP: 1 PB: 1 CS: 0	PA: 33			
PITCHER	IP WLS BF H R ER SO BB IBB HBP BLK WP HR S P ERA WHIP	IP WLS BF H R ER SO BB IBB HBP BLK WP HR S P ERA WHIP	IP WLS BF H R ER SO BB IBB HBP BLK WP HR S P ERA WHIP	IP WLS BF H R ER SO BB IBB HBP BLK WP HR S P ERA WHIP	IP WLS BF H R ER SO BB IBB HBP BLK WP HR S P ERA WHIP	IP WLS BF H R ER SO BB IBB HBP BLK WP HR S P ERA WHIP	IP WLS BF H R ER SO BB IBB HBP BLK WP HR S P ERA WHIP	IP WLS BF H R ER SO BB IBB HBP BLK WP HR S P ERA WHIP	IP WLS BF H R ER SO BB IBB HBP BLK WP HR S P ERA WHIP	IP WLS BF H R ER SO BB IBB HBP BLK WP HR S P ERA WHIP	IP WLS BF H R ER SO BB IBB HBP BLK WP HR S P ERA WHIP	IP WLS BF H R ER SO BB IBB HBP BLK WP HR S P ERA WHIP	IP WLS BF H R ER SO BB IBB HBP BLK WP HR S P ERA WHIP	IP WLS BF H R ER SO BB IBB HBP BLK WP HR S P ERA WHIP	IP WLS BF H R ER SO BB IBB HBP BLK WP HR S P ERA WHIP	IP WLS BF H R ER SO BB IBB HBP BLK WP HR S P ERA WHIP	IP WLS BF H R ER SO BB IBB HBP BLK WP HR S P ERA WHIP	IP WLS BF H R ER SO BB IBB HBP BLK WP HR S P ERA WHIP	IP WLS BF H R ER SO BB IBB HBP BLK WP HR S P ERA WHIP	IP WLS BF H R ER SO BB IBB HBP BLK WP HR S P ERA WHIP	IP WLS BF H R ER SO BB IBB HBP BLK WP HR S P ERA WHIP

American League All-Stars @ National League All-Stars
Astrodome, Houston, TX
Tue Jul 15 1986, 8:05 PM EDT
Att: 45,774 - Unknown

livebaseballscorecards.com

AB 32
R 2
H 5
RBI 1
BB 1
SO 7
LOB 9



Batter	1	2	3	4	5	6	7	8	9	10	11	12	13	AB	R	H	RBI	BB	SO	LOB	TOP
Eric Davis, R Tim Raines, S OBP: 1.000, SLG: 1.667	6-3		5-3			K									3	0	0	0	0	1	0
Ryne Sandberg, R Juan Samuel, R	5-3			G6-3		4-3								2	0	0	0	0	0	0	0
Andre Dawson, R Rick Reuschel, R Jeffrey Leonard, R				K			6-3					6-3		3	0	1	0	0	1	1	0
Mike Schmidt, R Tim Wallach, R	5-3						K							2	0	1	0	0	0	1	0
Jack Clark, R Keith Hernandez, L				CS		K								3	0	0	0	0	2	0	0
Darryl Strawberry, L Bo Diaz, R Ozzie Virgil, R	4-3					4-3								2	0	0	0	0	0	0	0
Gary Carter, R Orel Hershiser, R Dale Murphy, R John Franco, L Steve Bedrosian, R Pedro Guerrero, R Lee Smith, R Sid Fernandez, L	6-3													1	0	0	0	1	0	0	0
Ozzie Smith, S Hubie Brooks, R				L7		FC6-4								2	0	0	0	0	0	1	0
Mike Scott, R Tony Gwynn, L Rick Sutcliffe, L Willie McGee, S				6-3			4-3							0	0	0	0	0	0	0	0
Inning Stats	R: 0 E: 0 K: 0 S: 4	H: 1 LOB: 1 BB: 0 P: 4	R: 0 E: 0 K: 0 S: 3	H: 0 LOB: 0 BB: 0 P: 3	R: 0 E: 0 K: 1 S: 5	H: 1 LOB: 0 BB: 0 P: 5	R: 0 E: 0 K: 1 S: 5	H: 0 LOB: 0 BB: 0 P: 7	R: 0 E: 0 K: 1 S: 5	H: 0 LOB: 0 BB: 0 P: 5	R: 0 E: 0 K: 0 S: 4	H: 1 LOB: 1 BB: 0 P: 4	R: 0 E: 0 K: 2 S: 7	H: 0 LOB: 0 BB: 0 P: 7	R: 2 E: 0 K: 1 S: 8	H: 3 LOB: 1 BB: 0 P: 8	1B: 6 2B: 1 3B: 1 HR: 0	SF: 0 SAC: 0 DP: 0 HBP: 0	WIP: 0 PB: 0 SB: 1 CS: 1	PA: 48	
PITCHER	IP WLS BF H R ER SO BB IBB HBP BLK WP HR S P ERA WHIP	3.0 10 10 1 0 0 2 0 0 0 0 0 0 10 14 0.00 0.333	2.0 7 7 0 0 0 3 1 0 0 0 0 0 10 12 0.00 0.000	2.0 6 6 0 0 0 3 0 0 0 0 0 0 12 12 0.00 0.000	1.0 3 3 0 0 0 1 0 0 0 0 0 0 5 5 0.00 0.000	0.1 2 2 1 0 0 0 0 0 0 0 0 0 2 2 0.00 3.000	PITCHER	IP WLS BF H R ER SO BB IBB HBP BLK WP HR S P ERA WHIP	2.2 10 10 2 0 0 1 0 0 0 0 0 0 2 3 0.00 0.750	2.0 L 9 3 2 2 3 0 0 0 0 0 0 15 15 9.00 1.500											

National League All-Stars @ American League All-Stars
Oakland-Alameda County Coliseum, Oakland, CA
Tue Jul 14 1987, 5:05 PM PDT
Att. 49,671 - Unknown

AB 46
R 2
H 8
RBI 2
BB 1
SO 10
LOB 11



Batter	1	2	3	4	5	6	7	8	9	10	11	12	13	AB	R	H	RBI	BB	SO	LOB	BOTTOM	
Rickey Henderson, R Mark McGwire, R	G4-3		F8											3	0	1	0	0	0	1	2	
Don Mattingly, L Kevin Seitzer, R	E1													1	0	0	0	2	0	0	0	
Wade Boggs, L Mark Langston, L Dan Plesac, L Dave Righetti, L John Franco, L Steve Bedrosian, R Pedro Guerrero, R Lee Smith, R Sid Fernandez, L	FC4-6		F8											3	0	0	0	0	0	0	0	
George Bell, R Matt Nokes, L	P6													3	0	0	0	0	0	1	1	
Dave Winfield, R														5	0	1	0	1	0	2	0	
Cal Ripken Jr., R Tony Fernandez, S	L3-6													2	0	1	0	0	0	1	1	
Terry Kennedy, L Dwight Evans, R														2	0	0	0	0	1	1	0	
Willie Randolph, R Harold Reynolds, S														1	0	0	0	0	0	0	0	
Bret Saberhagen, R Alan Trammell, R Jack Morris, R Kirby Puckett, R														2	0	2	0	1	0	0	0	
Inning Stats	R: 0 E: 1 K: 0 S: 4	H: 0 LOB: 1 BB: 0 P: 4	R: 0 E: 0 K: 1 S: 5	H: 1 LOB: 0 BB: 0 P: 5	R: 0 E: 0 K: 0 S: 4	H: 1 LOB: 1 BB: 0 P: 4	R: 0 E: 0 K: 0 S: 3	H: 0 LOB: 0 BB: 0 P: 3	R: 0 E: 0 K: 1 S: 6	H: 1 LOB: 1 BB: 0 P: 6	R: 0 E: 0 K: 0 S: 3	H: 0 LOB: 0 BB: 0 P: 7	R: 0 E: 0 K: 1 S: 6	H: 1 LOB: 1 BB: 0 P: 6	R: 0 E: 0 K: 1 S: 6	H: 1 LOB: 1 BB: 0 P: 6	R: 0 E: 0 K: 1 S: 5	H: 0 LOB: 1 BB: 1 P: 9	1B: 5 2B: 3 3B: 0 HR: 0	SF: 0 SAC: 3 DP: 2 HBP: 0	WIP: 0 PB: 0 SB: 0 CS: 0	PA: 50
PITCHER	IP WLS BF H R ER SO BB IBB HBP BLK WP HR S P ERA WHIP	2.0 7 7 1 0 0 1 0 0 0 0 0 0 8 9 0.00 0.500	2.0 9 9 1 0 0 0 1 0 0 0 0 0 7 11 0.00 1.000	2.0 8 8 1 0 0 0 1 0 0 0 0 0 7 7 0.00 0.750	0.2 2 2 0 0 0 0 0 0 0 0 0 0 2 2 0.00 0.000	PITCHER	IP WLS BF H R ER SO BB IBB HBP BLK WP HR S P ERA WHIP	1.0 4 4 0 0 0 0 2 0 0 0 0 0 0 2 10 0.00 2.000	3.0 W 11 2 0 0 4 0 0 0 0 0 0 19 19 0.00 0.667	1.0 S 4 0 0 0 1 1 0 0 0 0 0 5 9 0.00 1.000												

National League All-Stars @ American League All-Stars
Oakland-Alameda County Coliseum, Oakland, CA
Tue Jul 14 1987, 5:05 PM PDT
Att. 49,671 - Unknown

AB 42
R 0
H 6
RBI 0
BB 5
SO 7
LOB 21



Batter	1	2	3	4	5	6	7	8	9	10	11	AB	R	H	RBI	BB	SO	LOB	TOP							
51 Ichiro Suzuki, L (1.9) OBP: 0.667, SLG: 1.000 41 Ugueth Urbina, R (8, 1) 42 Mariano Rivera, R (9, 1) 34 Freddy Garcia, R (10, 1)	G3		G4-3		2B		10 1B	K			G6-3	2	2	0	0	0	0	0	0	0						
29 Shea Hillenbrand, R (1.5) 19 Robin Ventura, L (4.5) 10 Tony Batista, R (7. PH) OBP: 0.333, SLG: 0.333	K			F7	K		4 1B				F9	3	2	0	0	0	0	1	1	1						
3 Alex Rodríguez, R (1.6) 4 Miguel Tejada, R (5.6) 5 Nomar Garciaparra, R (9. PH) (9.6)	K			K			14 2B			G6-3		2	2	0	0	0	0	2	0	0						
25 Jason Giambi, L (1.3) 14 Paul Konerko, R (4.3) 29 Mike Sweeney, R (8.3)					24 1B		26 G3				F9	2	2	1	1	0	0	1	0	0						
24 Manny Ramírez, R (1.7) 56 Mark Buehrle, L (4.1) 26 A.J. Pierzynski, L (6. PH) (6.2)							14 2B				F8	3	2	0	2	1	0	0	0	0						
20 Jorge Posada, S (1.2) 75 Barry Zito, L (8.1) 18 Eddie Guardado, R (7.1) 22 Kazuhiro Sasaki, R (8. PH) OBP: 0.500, SLG: 0.500	G3										G4-3	3	3	0	0	0	0	2	3	0						
48 Torii Hunter, R (1.8) 18 Johnny Damon, L (5.8)											G3-1	3	2	0	0	0	0	0	1	1						
12 Alfonso Soriano, R (1.4) 13 Omar Vizquel, S (5.4)												2	2	1	1	0	1	0	1	0						
32 Derek Lowe, R (1.1) 2 Derek Jeter, R (3. PH) 32 Roy Halladay, R (3.1) 16 Garret Anderson, L (4.7)												4	0	0	0	0	0	0	0	0						
Inning Stats	R: 0 E: 0 K: 2 S: 10	H: 0 LOB: 0 BB: 0 P: 12	R: 0 E: 0 K: 1 S: 14	H: 1 LOB: 1 BB: 0 P: 16	R: 0 E: 0 K: 2 S: 7	H: 0 LOB: 0 BB: 0 P: 13	R: 1 E: 0 K: 2 S: 12	H: 2 LOB: 1 BB: 0 P: 18	R: 1 E: 0 K: 1 S: 10	H: 2 LOB: 1 BB: 0 P: 14	R: 0 E: 0 K: 1 S: 11	H: 1 LOB: 1 BB: 0 P: 16	R: 4 E: 0 K: 0 S: 12	H: 4 LOB: 1 BB: 1 P: 25	R: 1 E: 0 K: 2 S: 15	H: 2 LOB: 1 BB: 0 P: 19	R: 0 E: 0 K: 1 S: 6	H: 0 LOB: 0 BB: 0 P: 7	R: 0 E: 0 K: 0 S: 7	H: 0 LOB: 0 BB: 0 P: 10	R: 0 E: 0 K: 0 S: 8	H: 0 LOB: 1 BB: 1 P: 15	1B: 7 2B: 3 3B: 1 HR: 1	SF: 0 SAC: 0 DP: 0 HBP: 0	WP: 0 PB: 1 SB: 3 CS: 0	PA: 47
PITCHER	38 Curt Schilling, R ERA: 27.0	37 Mike Williams, R ERA: 54.0	45 Odalis Perez, L ERA: 9.0	38 Eric Gagne, R ERA: 9.0	51 Trevor Hoffman, R ERA: 9.0	37 Mike Remlinger, L ERA: 27.0	49 Byung-Hyun Kim, R ERA: 54.0	31 Robb Nen, R ERA: 9.0	29 John Smoltz, R ERA: 9.0	44 Vicente Padilla, R ERA: 9.0	37 Mike Remlinger, L ERA: 27.0	49 Byung-Hyun Kim, R ERA: 54.0	31 Robb Nen, R ERA: 9.0	29 John Smoltz, R ERA: 9.0	44 Vicente Padilla, R ERA: 9.0	37 Mike Remlinger, L ERA: 27.0	49 Byung-Hyun Kim, R ERA: 54.0	31 Robb Nen, R ERA: 9.0	29 John Smoltz, R ERA: 9.0	44 Vicente Padilla, R ERA: 9.0	37 Mike Remlinger, L ERA: 27.0	49 Byung-Hyun Kim, R ERA: 54.0	31 Robb Nen, R ERA: 9.0	29 John Smoltz, R ERA: 9.0	44 Vicente Padilla, R ERA: 9.0	

American League All-Stars @ National League All-Stars
Miller Park, Milwaukee, WI
Tue Jul 09 2002, 7:05 PM CDT
Att: 41,871 - Unknown - 68 F

AB 45
R 7
H 12
RBI 7
BB 2
SO 12
LOB 14

livebaseballscorecards.com

Batter	1	2	3	4	5	6	7	8	9	10	11	AB	R	H	RBI	BB	SO	LOB	BOTTOM							
3 Jose Vidro, S (1.4) 37 Junior Spivey, R (4.4) 31 Robb Nen, R (8.1) 29 John Smoltz, R (9.1) 33 Benito Santiago, R (9. PH) OBP: 0.500, SLG: 0.500	G6-3		L7		K		G5-3				K	2	2	0	0	0	0	1	3							
17 Todd Helton, L (1.3) 17 Lance Berkman, S (4.7) (7.3)	G6-3						44 S				L4	3	2	1	1	0	0	0	2							
25 Barry Bonds, L (1.7) 11 Richie Sexson, R (4.3) 44 Adam Dunn, L (7.7)	F8										F8	3	2	1	1	2	0	0	0							
21 Sammy Sosa, R (1.9) 15 Shawn Green, L (4.9)												2	2	0	1	0	0	1	0							
27 Vladimir Guerrero, R (1.8) 25 Andruw Jones, R (7.8)												3	0	1	0	0	1	2	1							
31 Mike Piazza, R (1.2) 38 Eric Gagne, R (5.1) 18 José Hernández, R (6.6)												2	0	0	1	0	0	0	0							
17 Scott Rolen, R (1.5) 1 Luis Castillo, S (8.4)												3	0	0	0	0	1	0	0							
11 Jimmy Rollins, S (1.6) 51 Trevor Hoffman, R (7.1) 37 Mike Remlinger, L (7.1) 19 Mike Lowell, R (8.5)												2	2	2	0	0	0	0	0							
38 Curt Schilling, R (1.1) 43 Mike Williams, R (3.1) 45 Odalis Perez, L (4.1) 26 Damian Miller, R (5.2) 44 Vicente Padilla, R (10.1)												0	0	0	0	0	0	0	0							
Inning Stats	R: 0 E: 0 K: 0 S: 10	H: 0 LOB: 0 BB: 0 P: 12	R: 1 E: 0 K: 0 S: 7	H: 2 LOB: 0 BB: 0 P: 14	R: 3 E: 0 K: 1 S: 11	H: 3 LOB: 0 BB: 0 P: 18	R: 0 E: 0 K: 1 S: 8	H: 0 LOB: 0 BB: 0 P: 13	R: 1 E: 0 K: 1 S: 14	H: 2 LOB: 1 BB: 0 P: 18	R: 0 E: 0 K: 2 S: 10	H: 0 LOB: 0 BB: 0 P: 14	R: 2 E: 0 K: 2 S: 14	H: 3 LOB: 2 BB: 1 P: 23	R: 0 E: 0 K: 1 S: 8	H: 0 LOB: 0 BB: 0 P: 11	R: 0 E: 0 K: 0 S: 11	H: 1 LOB: 1 BB: 0 P: 14	R: 0 E: 0 K: 1 S: 8	H: 1 LOB: 1 BB: 0 P: 16	R: 0 E: 0 K: 2 S: 11	H: 1 LOB: 1 BB: 0 P: 15	1B: 10 2B: 2 3B: 0 HR: 1	SF: 0 SAC: 0 DP: 0 HBP: 0	WP: 1 PB: 0 SB: 2 CS: 0	PA: 46
PITCHER	32 Derek Lowe, R ERA: 4.5	32 Roy Halladay, R ERA: 27.0	56 Mark Buehrle, L ERA: 4.5	75 Barry Zito, L ERA: 9.0	18 Eddie Guardado, L ERA: 9.0	22 Kazuhiro Sasaki, R ERA: 18.0	41 Ugueth Urbina, R ERA: 9.0	42 Mariano Rivera, R ERA: 9.0	34 Freddy Garcia, R ERA: 9.0	22 Kazuhiro Sasaki, R ERA: 18.0	41 Ugueth Urbina, R ERA: 9.0	42 Mariano Rivera, R ERA: 9.0	34 Freddy Garcia, R ERA: 9.0	22 Kazuhiro Sasaki, R ERA: 18.0	41 Ugueth Urbina, R ERA: 9.0	42 Mariano Rivera, R ERA: 9.0	34 Freddy Garcia, R ERA: 9.0	22 Kazuhiro Sasaki, R ERA: 18.0	41 Ugueth Urbina, R ERA: 9.0	42 Mariano Rivera, R ERA: 9.0	34 Freddy Garcia, R ERA: 9.0	22 Kazuhiro Sasaki, R ERA: 18.0	41 Ugueth Urbina, R ERA: 9.0	42 Mariano Rivera, R ERA: 9.0	34 Freddy Garcia, R ERA: 9.0	

American League All-Stars @ National League All-Stars
Miller Park, Milwaukee, WI
Tue Jul 09 2002, 7:05 PM CDT
Att: 41,871 - Unknown - 68 F

AB 45
R 7
H 13
RBI 7
BB 1
SO 11
LOB 14

livebaseballscorecards.com

Batter	1	2	3	4	5	6	7	8	9	AB	R	H	RBI	BB	SO	LOB	TOP								
51 Ichiro Suzuki, L (1.8) OBP: 0.250, SLG: 0.500 33 Javier Vazquez, R (5.1) 20 Ronnie Belliard, R (6.4)										4	1	1	0	0	0	4	American League All-Stars @ National League All-Stars Minute Maid Park, Houston, TX Sat Jun 27 2015, 10:54 PM - 1:15 AM CDT Att: 41,886 - Dome - 74 F								
7 Ivan Rodriguez, R (1.2) OBP: 0.500, SLG: 1.000 41 Victor Martinez, S (6.2)										4	1	2	1	0	0	0									
27 Vladimir Guerrero, R (1.9) OBP: 0.250, SLG: 0.250 31 Ted Lilly, L (6.1) 10 Miguel Tejada, R (7.6)										4	1	1	0	0	0	2									
24 Manny Ramirez, R (1.7) OBP: 0.500, SLG: 2.000 34 David Ortiz, L (4.3) OBP: 1.000, SLG: 4.000										2	1	1	2	0	0	1									
13 Alex Rodriguez, R (1.5) OBP: 0.333, SLG: 1.000 9 Hank Blalock, L (6.5)										3	0	1	1	0	1	0									
25 Jason Giambi, L (1.3) OBP: 0.500, SLG: 0.500 13 Carl Crawford, L (4.7) 55 Hideki Matsui, L (9.7)										2	1	1	0	0	0	0									
2 Derek Jeter, R (1.6) OBP: 1.000, SLG: 1.000 11 Matt Lawton, L (5.8)											3	1	3	0	0	0									
12 Alfonso Soriano, R (1.4) OBP: 0.667, SLG: 1.667 11 Gary Sheffield, R (6.9)										3	1	2	3	0	1	1									
23 Mark Mulder, L (1.1) OBP: 0.333, SLG: 0.667 2 Jack Wilson, R (6.6)										3	1	1	1	0	0	0									
5 Albert Pujols, R (1.3) OBP: 0.667, SLG: 1.333 25 Jim Thome, L (6.3)										3	1	2	2	0	0	0									
25 Barry Bonds, L (1.7) OBP: 0.500, SLG: 0.500 45 Carl Pavano, R (5.1) 47 Tom Glavine, L (7.1) 52 Bobby Abreu, R (8.1) 15 Ben Sheets, R (8.1) 16 Paul Lo Duca, R (9.2)										2	0	0	0	1	0	2									
27 Scott Rolen, R (1.5) OBP: 1.000, SLG: 1.000 19 Mike Lowell, R (5.5)										1	0	1	0	0	0	0									
21 Sammy Sosa, R (1.9) OBP: 0.500, SLG: 0.500 24 Miguel Cabrera, R (5.9)										2	0	1	1	0	0	2									
31 Mike Piazza, R (1.2) 23 Johnny Estrada, S (5.2) 38 Eric Gagne, R (9.1)										2	0	0	0	0	1	2									
17 Lance Berkman, S (1.8) 18 Moises Alou, R (5.7)										2	0	0	0	0	0	0									
12 Jeff Kent, R (1.4) 8 Mark Loretta, R (6.7) OBP: 0.500, SLG: 0.500										2	1	1	0	0	0	0									
22 Roger Clemens, R (1.1) 41 Dan Kolb, R (2.1) 11 Barry Larkin, R (3.1) 51 Randy Johnson, R (3.1) 38 Carlos Zambrano, S (4.1) 15 Carlos Beltrán, S (4.1) OBP: 0.500, SLG: 0.500 17 Todd Helton, L (9.1)										0	0	0	0	0	0	0									
Inning Stats	R: 6 E: 1 K: 2 S: 23	H: 5 LOB: 0 BB: 0 P: 35	R: 0 E: 0 K: 0 S: 7	H: 1 LOB: 1 BB: 0 P: 14	R: 0 E: 0 K: 1 S: 16	H: 3 LOB: 3 BB: 0 P: 25	R: 1 E: 0 K: 1 S: 13	H: 1 LOB: 1 BB: 0 P: 22	R: 0 E: 0 K: 1 S: 11	H: 1 LOB: 1 BB: 0 P: 14	R: 2 E: 0 K: 0 S: 14	H: 2 LOB: 0 BB: 0 P: 19	R: 0 E: 0 K: 0 S: 6	H: 1 LOB: 0 BB: 0 P: 12	R: 0 E: 0 K: 1 S: 10	H: 0 LOB: 0 BB: 1 P: 13	R: 0 E: 0 K: 2 S: 10	H: 0 LOB: 1 BB: 1 P: 19	1B: 8 2B: 1 3B: 2 HR: 3	SF: 0 SAC: 0 DP: 1 HBP: 0	WP: 0 PB: 0 CS: 0	PA: 43			
PITCHER	IP WLS BF H R ER SO BB IBB HBP BLK WP HR S P ERA WHIP	22 Roger Clemens, R (1.1) ERA: 27.0	41 Dan Kolb, R (2.1) ERA:	51 Randy Johnson, R (3.1) ERA:	38 Carlos Zambrano, R (4.1) ERA: 9.0	45 Carl Pavano, R (5.1) ERA: 9.0	47 Tom Glavine, L (7.1) ERA:	15 Ben Sheets, R (8.1) ERA:	38 Eric Gagne, R (9.1) ERA:	IP WLS BF H R ER SO BB IBB HBP BLK WP HR S P ERA WHIP	47 Tom Glavine, L (7.1) ERA:	15 Ben Sheets, R (8.1) ERA:	38 Eric Gagne, R (9.1) ERA:	IP WLS BF H R ER SO BB IBB HBP BLK WP HR S P ERA WHIP	47 Tom Glavine, L (7.1) ERA:	15 Ben Sheets, R (8.1) ERA:	38 Eric Gagne, R (9.1) ERA:	IP WLS BF H R ER SO BB IBB HBP BLK WP HR S P ERA WHIP	47 Tom Glavine, L (7.1) ERA:	15 Ben Sheets, R (8.1) ERA:	38 Eric Gagne, R (9.1) ERA:	IP WLS BF H R ER SO BB IBB HBP BLK WP HR S P ERA WHIP	47 Tom Glavine, L (7.1) ERA:	15 Ben Sheets, R (8.1) ERA:	38 Eric Gagne, R (9.1) ERA:
Batter	1	2	3	4	5	6	7	8	9	AB	R	H	RBI	BB	SO	LOB	BOTTOM								
3 Edgar Renteria, R (1.6) OBP: 0.333, SLG: 0.667 2 Jack Wilson, R (6.6)										3	1	1	1	0	0	0									
5 Albert Pujols, R (1.3) OBP: 0.667, SLG: 1.333 25 Jim Thome, L (6.3)										3	1	2	2	0	0	0									
25 Barry Bonds, L (1.7) OBP: 0.500, SLG: 0.500 45 Carl Pavano, R (5.1) 47 Tom Glavine, L (7.1) 52 Bobby Abreu, R (8.1) 15 Ben Sheets, R (8.1) 16 Paul Lo Duca, R (9.2)										2	0	0	0	1	0	2									
27 Scott Rolen, R (1.5) OBP: 1.000, SLG: 1.000 19 Mike Lowell, R (5.5)										1	0	1	0	0	0	0									
21 Sammy Sosa, R (1.9) OBP: 0.500, SLG: 0.500 24 Miguel Cabrera, R (5.9)										2	0	1	1	0	0	2									
31 Mike Piazza, R (1.2) 23 Johnny Estrada, S (5.2) 38 Eric Gagne, R (9.1)										2	0	0	0	0	1	2									
17 Lance Berkman, S (1.8) 18 Moises Alou, R (5.7)										2	0	0	0	0	0	0									
12 Jeff Kent, R (1.4) 8 Mark Loretta, R (6.7) OBP: 0.500, SLG: 0.500										2	0	1	0	0	0	0									
22 Roger Clemens, R (1.1) 41 Dan Kolb, R (2.1) 11 Barry Larkin, R (3.1) 51 Randy Johnson, R (3.1) 38 Carlos Zambrano, S (4.1) 15 Carlos Beltrán, S (4.1) OBP: 0.500, SLG: 0.500 17 Todd Helton, L (9.1)										0	0	0	0	0	0	0									
Inning Stats	R: 1 E: 0 K: 1 S: 10	H: 2 LOB: 2 BB: 0 P: 18	R: 0 E: 0 K: 0 S: 8	H: 0 LOB: 0 BB: 0 P: 10	R: 0 E: 0 K: 0 S: 13	H: 1 LOB: 1 BB: 1 P: 21	R: 3 E: 0 K: 0 S: 13	H: 4 LOB: 1 BB: 0 P: 21	R: 0 E: 0 K: 2 S: 8	H: 0 LOB: 0 BB: 0 P: 10	R: 0 E: 0 K: 1 S: 11	H: 2 LOB: 2 BB: 0 P: 15	R: 0 E: 0 K: 2 S: 13	H: 0 LOB: 0 BB: 0 P: 19	R: 0 E: 0 K: 0 S: 5	H: 0 LOB: 0 BB: 0 P: 7	R: 0 E: 0 K: 0 S: 8	H: 0 LOB: 0 BB: 0 P: 11	1B: 6 2B: 3 3B: 0 HR: 0	SF: 0 SAC: 0 DP: 0 HBP: 1	WP: 0 PB: 0 CS: 0	PA: 38			
PITCHER	IP WLS BF H R ER SO BB IBB HBP BLK WP HR S P ERA WHIP	20 Mark Mulder, L (1.1) ERA: 4.5	21 Esteban Loaiza, R (3.1) ERA:	52 CC Sabathia, L (4.1) ERA: 27.0	33 Javier Vazquez, R (5.1) ERA:	31 Ted Lilly, L (6.1) ERA:	36 Joe Nathan, R (7.1) ERA:	36 Tom Gordon, R (8.1) ERA:	57 Francisco Rodriguez, R (8.1) ERA:	42 Mariano Rivera, R (9.1) ERA:	IP WLS BF H R ER SO BB IBB HBP BLK WP HR S P ERA WHIP	36 Joe Nathan, R (7.1) ERA:	36 Tom Gordon, R (8.1) ERA:	57 Francisco Rodriguez, R (8.1) ERA:	42 Mariano Rivera, R (9.1) ERA:	IP WLS BF H R ER SO BB IBB HBP BLK WP HR S P ERA WHIP	36 Joe Nathan, R (7.1) ERA:	36 Tom Gordon, R (8.1) ERA:	57 Francisco Rodriguez, R (8.1) ERA:	42 Mariano Rivera, R (9.1) ERA:	IP WLS BF H R ER SO BB IBB HBP BLK WP HR S P ERA WHIP	36 Joe Nathan, R (7.1) ERA:	36 Tom Gordon, R (8.1) ERA:	57 Francisco Rodriguez, R (8.1) ERA:	42 Mariano Rivera, R (9.1) ERA:

Batter	1	2	3	4	5	6	7	8	9	AB	R	H	RBI	BB	SO	LOB	TOP					
18 Ben Zobrist, S (1,4) OBP: 0.667, SLG: 0.667	F7		FC6-4 34 2B		E4 28 FC5-4		44 WP 1B		44 FC1-4 1B	2	0	0	0	0	0	1	National League All-Stars @ American League All-Stars Petco Park, San Diego, CA Tue Jul 12 2016, 5:22 PM - 8:27 PM PDT Att. 42,386 - Clear - 72 F livebaseballscorecards.com					
20 Daniel Murphy, L (5,PH) OBP: 0.667, SLG: 2.000										3	0	2	0	0	0	0						
34 Bryce Harper, L (1,9) OBP: 0.500, SLG: 1.000	G4-3				F9		F8		FC1-4 28 G5-4-3	2	0	1	0	0	0	0						
44 Paul Goldschmidt, R (5,PH) (5,3)										3	0	0	0	0	0	3						
17 Kris Bryant, R (1,5) OBP: 0.500, SLG: 2.000										2	1	1	1	0	1	2						
28 Nolan Arenado, R (5,PH) (5,5)			K		FC5-4 4 2B		K		G5-4-3	3	0	0	0	0	1	3						
4 Wil Myers, R (1,10) OBP: 0.333, SLG: 0.667										3	0	1	0	0	1	0						
9 Brandon Belt, L (8,PH) (8,10)	K				G6-3				F7	1	0	0	0	0	0	0						
28 Buster Posey, R (1,2)										1	1	0	0	1	0	0						
40 Wilson Ramos, R (4,2)										1	0	0	0	0	1	2						
20 Jonathan Lucroy, R (7,2) OBP: 1.000, SLG: 1.000										1	0	1	0	0	0	0						
44 Anthony Rizzo, L (1,3) OBP: 0.500, SLG: 0.500										2	0	1	0	0	0	0						
32 Jay Bruce, L (5,9)										2	0	0	0	0	2	1						
13 Marcell Ozuna, R (1,8) OBP: 0.500, SLG: 2.000										2	0	1	1	0	1	0						
37 Odúbel Herrera, L (5,8,PH)										1	0	0	0	0	0	0						
6 Starling Marte, R (8,PH) OBP: 1.000, SLG: 1.000										1	0	1	0	0	0	0						
5 Carlos González, L (1,7) OBP: 0.500, SLG: 0.500										2	0	1	0	0	0	2						
23 Adam Duvall, R (5,7)										1	0	0	0	1	0	0						
27 Addison Russell, R (1,6)										2	0	0	0	0	0	3						
5 Corey Seager, L (4,6)										1	0	0	0	0	1	0						
36 Aledmys Díaz, R (8,6) (8,6)										1	0	0	0	0	1	3						
Inning Stats	R: 1 E: 0 K: 1 S: 6	H: 1 LOB: 0 BB: 0 P: 9	R: 0 E: 0 K: 1 S: 9	H: 0 LOB: 0 BB: 0 P: 13	R: 0 E: 0 K: 1 S: 13	H: 2 LOB: 2 BB: 0 P: 18	R: 1 E: 0 K: 0 S: 11	H: 2 LOB: 2 BB: 0 P: 23	R: 0 E: 1 K: 1 S: 10	H: 0 LOB: 0 BB: 0 P: 8	R: 0 E: 0 K: 2 S: 10	H: 1 LOB: 0 BB: 0 P: 15	R: 0 E: 0 K: 2 S: 20	H: 2 LOB: 3 BB: 1 P: 34	R: 0 E: 0 K: 0 S: 12	H: 1 LOB: 0 BB: 0 P: 15	1B: 7 2B: 2 3B: 0 HR: 1	SF: 0 SAC: 0 DP: 1 HBP: 0	WP: 1 PB: 0 CS: 0	PA: 39		
PITCHER	IP WLS BF H R ER SO BB IBB HBP BLK WP HR S P ERA WHIP	IP WLS BF H R ER SO BB IBB HBP BLK WP HR S P ERA WHIP	IP WLS BF H R ER SO BB IBB HBP BLK WP HR S P ERA WHIP	IP WLS BF H R ER SO BB IBB HBP BLK WP HR S P ERA WHIP	IP WLS BF H R ER SO BB IBB HBP BLK WP HR S P ERA WHIP	IP WLS BF H R ER SO BB IBB HBP BLK WP HR S P ERA WHIP	IP WLS BF H R ER SO BB IBB HBP BLK WP HR S P ERA WHIP	IP WLS BF H R ER SO BB IBB HBP BLK WP HR S P ERA WHIP	IP WLS BF H R ER SO BB IBB HBP BLK WP HR S P ERA WHIP	IP WLS BF H R ER SO BB IBB HBP BLK WP HR S P ERA WHIP	IP WLS BF H R ER SO BB IBB HBP BLK WP HR S P ERA WHIP	IP WLS BF H R ER SO BB IBB HBP BLK WP HR S P ERA WHIP	IP WLS BF H R ER SO BB IBB HBP BLK WP HR S P ERA WHIP	IP WLS BF H R ER SO BB IBB HBP BLK WP HR S P ERA WHIP	IP WLS BF H R ER SO BB IBB HBP BLK WP HR S P ERA WHIP	IP WLS BF H R ER SO BB IBB HBP BLK WP HR S P ERA WHIP	IP WLS BF H R ER SO BB IBB HBP BLK WP HR S P ERA WHIP	IP WLS BF H R ER SO BB IBB HBP BLK WP HR S P ERA WHIP	IP WLS BF H R ER SO BB IBB HBP BLK WP HR S P ERA WHIP	IP WLS BF H R ER SO BB IBB HBP BLK WP HR S P ERA WHIP	IP WLS BF H R ER SO BB IBB HBP BLK WP HR S P ERA WHIP	IP WLS BF H R ER SO BB IBB HBP BLK WP HR S P ERA WHIP
49 Chris Sale, L ERA: 9.0	1.0	W	3	0	0	0	1	0	0	0	0	0	0	0	0	0	9.00	1.000				
26 Corey Kluber, R ERA:	1.0	W	3	0	0	0	1	0	0	0	0	0	0	0	0	0	0.00	0.000				
35 Cole Hamels, L ERA:	1.0	H	5	2	0	0	1	0	0	0	0	0	0	0	0	0	0.00	2.000				
41 Aaron Sanchez, R ERA: 9.0	1.0	H	6	2	1	1	0	1	0	0	0	0	0	0	0	0	9.00	3.000				
62 Jose Quintana, L ERA:	1.0	H	5	1	0	0	1	0	0	0	0	0	0	0	0	0	0.00	1.000				
27 Jose Altuve, R (1,4)	P4				F8					3	0	0	0	0	1	2	National League All-Stars @ American League All-Stars Petco Park, San Diego, CA Tue Jul 12 2016, 5:22 PM - 8:27 PM PDT Att. 42,386 - Clear - 72 F livebaseballscorecards.com					
22 Robinson Canó, L (6,4)										0	0	0	0	1	0	0						
9 Eduardo Núñez, R (9,4)										0	0	0	0	0	0	0						
27 Mike Trout, R (1,8) OBP: 0.333, SLG: 0.333										3	0	1	0	0	1	2						
20 Ian Desmond, R (6,8)										1	0	0	0	0	2	0						
13 Manny Machado, R (1,5)										3	0	0	0	0	1	0						
20 Josh Donaldson, R (6,5)										1	0	0	0	0	2	0						
34 David Ortiz, L (1,10)										1	0	0	0	1	0	1						
10 Edwin Encarnación, R (3,PR) (4,10)										1	1	0	0	1	0	0						
2 Xander Bogaerts, R (1,6) OBP: 0.500, SLG: 1.000										2	0	1	0	0	0	0						
12 Francisco Lindor, S (5,PH) (6,6)										2	0	0	0	0	3	0						
35 Eric Hosmer, L (1,3) OBP: 0.667, SLG: 1.667										3	1	2	2	0	0	0						
24 Miguel Cabrera, R (7,3)										1	0	0	0	1	0	0						
50 Mookie Betts, R (1,9) OBP: 0.500, SLG: 0.500										2	1	1	0	0	0	2						
36 Carlos Beltrán, S (6,9)										1	0	0	0	0	0	0						
21 Michael Saunders, L (8,9)										1	0	0	0	0	0	0						
13 Salvador Pérez, R (1,2) OBP: 0.500, SLG: 2.000										2	1	1	2	0	0	0						
32 Matt Wieters, S (6,2)										2	0	0	0	0	2	0						
25 Jackie Bradley Jr., L (1,7) OBP: 1.000, SLG: 1.000										2	0	2	0	0	0	0						
45 Mark Trumbo, R (6,7)										1	0	0	0	0	0	0						
Inning Stats	R: 0 E: 0 K: 0 S: 12	H: 1 LOB: 1 BB: 0 P: 16	R: 3 E: 0 K: 2 S: 16	H: 4 LOB: 1 BB: 0 P: 22	R: 1 E: 0 K: 0 S: 13	H: 2 LOB: 2 BB: 1 P: 20	R: 0 E: 0 K: 0 S: 10	H: 1 LOB: 1 BB: 0 P: 12	R: 0 E: 0 K: 0 S: 9	H: 0 LOB: 0 BB: 0 P: 12	R: 0 E: 0 K: 1 S: 12	H: 0 LOB: 0 BB: 2 P: 18	R: 0 E: 1 K: 0 S: 11	H: 0 LOB: 3 BB: 2 P: 21	R: 0 E: 0 K: 2 S: 7	H: 0 LOB: 0 BB: 0 P: 10	1B: 5 2B: 1 3B: 0 HR: 2	SF: 0 SAC: 0 DP: 1 HBP: 0	WP: 0 PB: 0 SB: 0 CS: 0	PA: 35		
PITCHER	IP WLS BF H R ER SO BB IBB HBP BLK WP HR S P ERA WHIP	IP WLS BF H R ER SO BB IBB HBP BLK WP HR S P ERA WHIP	IP WLS BF H R ER SO BB IBB HBP BLK WP HR S P ERA WHIP	IP WLS BF H R ER SO BB IBB HBP BLK WP HR S P ERA WHIP	IP WLS BF H R ER SO BB IBB HBP BLK WP HR S P ERA WHIP	IP WLS BF H R ER SO BB IBB HBP BLK WP HR S P ERA WHIP	IP WLS BF H R ER SO BB IBB HBP BLK WP HR S P ERA WHIP	IP WLS BF H R ER SO BB IBB HBP BLK WP HR S P ERA WHIP	IP WLS BF H R ER SO BB IBB HBP BLK WP HR S P ERA WHIP	IP WLS BF H R ER SO BB IBB HBP BLK WP HR S P ERA WHIP	IP WLS BF H R ER SO BB IBB HBP BLK WP HR S P ERA WHIP	IP WLS BF H R ER SO BB IBB HBP BLK WP HR S P ERA WHIP	IP WLS BF H R ER SO BB IBB HBP BLK WP HR S P ERA WHIP	IP WLS BF H R ER SO BB IBB HBP BLK WP HR S P ERA WHIP	IP WLS BF H R ER SO BB IBB HBP BLK WP HR S P ERA WHIP	IP WLS BF H R ER SO BB IBB HBP BLK WP HR S P ERA WHIP	IP WLS BF H R ER SO BB IBB HBP BLK WP HR S P ERA WHIP	IP WLS BF H R ER SO BB IBB HBP BLK WP HR S P ERA WHIP	IP WLS BF H R ER SO BB IBB HBP BLK WP HR S P ERA WHIP	IP WLS BF H R ER SO BB IBB HBP BLK WP HR S P ERA WHIP	IP WLS BF H R ER SO BB IBB HBP BLK WP HR S P ERA WHIP	IP WLS BF H R ER SO BB IBB HBP BLK WP HR S P ERA WHIP
47 Johnny Cueto, R ERA: 16.2	1.1		6	2	1	1	1	1	0	0	0	0	0	0	0	0	16.20	3.000				
16 José Fernández, R ERA: 6.75	1.0		4	1	0	0	0	0	0	0	0	0	0	0	0	0	6.75	2.250				
13 Drew Pomeranz, L ERA:	1.0		4	1	0	0	0	0	0	0	0	0	0	0	0	0	0.00	1.000				
49 Julio Teheran, R ERA:	1.0		3	0	0	0	0	0	0	0	0	0	0	0	0	0	0.00	0.000				
31 Max Scherzer, R ERA:	1.0		3	0	0	0	1	0	0	0	0	0	0	0	0	0	0.00	0.000				
34 Jon Lester, L ERA:	0.2		4	0	0	0	0	1	0	0	0	0	0	0	0	0	0.00	1.500				
35 Mark Melancon, R ERA:	0.1		2	0	0	0	0	0	0	0	0	0	0	0	0	0	0.00	3.000				
56 Fernando Rodney, R ERA:	0.2		2	0	0	0	0	0	0	0	0	0	0	0	0	0	0.00	0.000				
74 Kenley Jansen, R ERA:	0.1		1	0	0	0	1	0	0	0	0	0	0	0	0	0	0.00	0.000				

Batter	1	2	3	4	5	6	7	8	9	10	AB	R	H	RBI	BB	SO	LOB	TOP			
50 Mookie Betts, R 23 Michael Brantley, L OBP: 0.333, SLG: 0.500			F8		K			G4-3		SF7	3	0	0	0	0	2	0	American League All-Stars			
27 Jose Altuve, R 8 Jed Lowrie, S			P5						P3	G3	3	0	1	0	0	1	0	National League All-Stars			
27 Mike Trout, R 17 Mitch Haniger, R					P3				G6-3	G6-3	2	1	1	1	1	0	1	Nationals Park, Washington, DC			
28 J.D. Martinez, R 23 Nelson Cruz, R			K						G6-3	G6-3	2	0	1	0	0	1	0	Tue Jul 17 2018, 8:24 PM - 11:57 PM EDT			
17 Shin-Soo Choo, L 11 José Ramirez, S 2 Alex Bregman, R											2	0	0	0	0	1	2	Att. 43,843 - Partly Cloudy - 82 F			
99 Aaron Judge, R 4 George Springer, R											2	1	1	1	1	0	1	livebaseballscorecards.com			
13 Manny Machado, R 12 Francisco Lindor, S			F7		P5		F8				2	0	0	0	0	1	0	AB 42			
2 Jean Segura, R 79 José Abreu, R					F8						2	2	2	3	0	0	0	R 8			
18 Mitch Moreland, L 13 Salvador Perez, R											2	0	0	0	0	1	1	H 13			
7 Yan Gomes, R											3	0	2	0	0	1	0	RBI 8			
Inning Stats	R: 0 E: 0 K: 2 S: 13	H: 1 LOB: 2 BB: 1 P: 19	R: 1 E: 0 K: 2 S: 12	H: 1 LOB: 0 BB: 0 P: 13	R: 1 E: 0 K: 1 S: 10	H: 1 LOB: 0 BB: 0 P: 15	R: 0 E: 0 K: 1 S: 10	H: 0 LOB: 1 BB: 1 P: 15	R: 0 E: 0 K: 2 S: 14	H: 1 LOB: 2 BB: 1 P: 23	R: 3 E: 0 K: 2 S: 22	H: 4 LOB: 1 BB: 0 P: 34	R: 0 E: 0 K: 0 S: 12	H: 0 LOB: 0 BB: 0 P: 17	R: 3 E: 0 K: 1 S: 19	H: 4 LOB: 1 BB: 0 P: 26	1B: 8 2B: 0 3B: 0 HR: 5	SF: 1 SAC: 0 DP: 0 HBP: 0	WP: 0 PB: 0 SB: 0 CS: 0	PA: 47	
PITCHER	IP WLS BF H R ER SO	IP WLS BF H R ER SO	IP WLS BF H R ER SO	IP WLS BF H R ER SO	IP WLS BF H R ER SO	IP WLS BF H R ER SO	IP WLS BF H R ER SO	IP WLS BF H R ER SO	IP WLS BF H R ER SO	IP WLS BF H R ER SO	IP WLS BF H R ER SO	IP WLS BF H R ER SO	IP WLS BF H R ER SO	IP WLS BF H R ER SO	IP WLS BF H R ER SO	IP WLS BF H R ER SO	ERA WHIP	ERA WHIP	ERA WHIP		
31 Max Scherzer, R 48 Jacob deGrom, R 26 Mike Foltynewicz, R 27 Aaron Nola, R 32 Jeremy Jeffress, R	2.0 1.0 1.0 1.0 1.0	2.0 1.0 1.0 1.0 1.0	2.0 1.0 1.0 1.0 1.0	2.0 1.0 1.0 1.0 1.0	2.0 1.0 1.0 1.0 1.0	2.0 1.0 1.0 1.0 1.0	2.0 1.0 1.0 1.0 1.0	2.0 1.0 1.0 1.0 1.0	2.0 1.0 1.0 1.0 1.0	2.0 1.0 1.0 1.0 1.0	2.0 1.0 1.0 1.0 1.0	2.0 1.0 1.0 1.0 1.0	2.0 1.0 1.0 1.0 1.0	2.0 1.0 1.0 1.0 1.0	2.0 1.0 1.0 1.0 1.0	2.0 1.0 1.0 1.0 1.0	2.0 1.0 1.0 1.0 1.0	4.50 9.00 0.00 0.00 0.00	1.500 1.000 1.000 1.000 1.000	4.50 9.00 0.00 0.00 0.00	1.500 1.000 1.000 1.000 1.000
73 Felipe Vázquez, L 71 Josh Hader, L 52 Brad Hand, L 22 Ross Stripling, R	1.0 0.1 1.0 1.2	1.0 0.1 1.0 1.2	1.0 0.1 1.0 1.2	1.0 0.1 1.0 1.2	1.0 0.1 1.0 1.2	1.0 0.1 1.0 1.2	1.0 0.1 1.0 1.2	1.0 0.1 1.0 1.2	1.0 0.1 1.0 1.2	1.0 0.1 1.0 1.2	1.0 0.1 1.0 1.2	1.0 0.1 1.0 1.2	1.0 0.1 1.0 1.2	1.0 0.1 1.0 1.2	1.0 0.1 1.0 1.2	1.0 0.1 1.0 1.2	0.00 27.00 0.00 16.20	2.000 12.000 0.000 2.400	0.00 27.00 0.00 16.20	2.000 12.000 0.000 2.400	

Batter	1	2	3	4	5	6	7	8	9	10	AB	R	H	RBI	BB	SO	LOB	BOTTOM						
9 Javier Báez, R 1 Ozzie Albies, S 3 Scooter Gennett, L			G1-3		F9		G4-3				3	0	1	0	0	0	0	American League All-Stars						
28 Nolan Arenado, R 7 Eugenio Suárez, R			K2-3								2	0	0	0	1	1	1	National League All-Stars						
44 Paul Goldschmidt, R 4 Yadier Molina, R					F8						1	0	0	0	1	1	1	Nationals Park, Washington, DC						
24 Jesús Aguilar, R 5 Freddie Freeman, L					G4-3		F9		G4-3		2	0	0	0	0	2	0	Tue Jul 17 2018, 8:24 PM - 11:57 PM EDT						
19 Joey Votto, L 27 Matt Kemp, R 22 Christian Yelich, L							G4-3				3	1	1	1	0	0	0	Att. 43,843 - Partly Cloudy - 82 F						
34 Bryce Harper, L 19 Charlie Blackmon, L							F7			G3	2	0	0	0	0	2	1	livebaseballscorecards.com						
22 Nick Markakis, L 6 Lorenzo Cain, R			F7				L9			F9	1	0	0	0	1	0	1	AB 37						
35 Brandon Crawford, L 27 Trevor Story, R											2	0	0	0	0	2	2	R 6						
40 Wilson Contreras, R 11 J.T. Realmuto, R					G6-3						2	1	1	1	0	0	0	H 7						
Inning Stats	R: 0 E: 0 K: 1 S: 7	H: 1 LOB: 1 BB: 0 P: 9	R: 0 E: 0 K: 2 S: 9	H: 1 LOB: 1 BB: 0 P: 14	R: 1 E: 0 K: 1 S: 11	H: 1 LOB: 1 BB: 1 P: 21	R: 0 E: 0 K: 3 S: 13	H: 0 LOB: 1 BB: 1 P: 26	R: 0 E: 0 K: 0 S: 5	H: 0 LOB: 1 BB: 0 P: 13	R: 0 E: 0 K: 0 S: 10	H: 0 LOB: 0 BB: 0 P: 11	R: 1 E: 0 K: 0 S: 16	H: 1 LOB: 2 BB: 1 P: 24	R: 1 E: 0 K: 2 S: 11	H: 1 LOB: 0 BB: 0 P: 16	R: 2 E: 0 K: 2 S: 12	H: 1 LOB: 0 BB: 0 P: 23	R: 1 E: 0 K: 1 S: 9	H: 1 LOB: 0 BB: 0 P: 12	1B: 1 2B: 1 3B: 0 HR: 5	SF: 0 SAC: 0 DP: 0 HBP: 1	WP: 1 PB: 0 SB: 0 CS: 0	PA: 43
PITCHER	IP WLS BF H R ER SO	IP WLS BF H R ER SO	IP WLS BF H R ER SO	IP WLS BF H R ER SO	IP WLS BF H R ER SO	IP WLS BF H R ER SO	IP WLS BF H R ER SO	IP WLS BF H R ER SO	IP WLS BF H R ER SO	IP WLS BF H R ER SO	IP WLS BF H R ER SO	IP WLS BF H R ER SO	IP WLS BF H R ER SO	IP WLS BF H R ER SO	IP WLS BF H R ER SO	IP WLS BF H R ER SO	ERA WHIP	ERA WHIP	ERA WHIP					
41 Chris Sale, L 40 Luis Severino, R 4 Blake Snell, L 77 Joe Jiménez, R 17 José Berrios, R	1.0 2.1 3.1 4.1 5.1	1.0 2.1 3.1 4.1 5.1	1.0 2.1 3.1 4.1 5.1	1.0 2.1 3.1 4.1 5.1	1.0 2.1 3.1 4.1 5.1	1.0 2.1 3.1 4.1 5.1	1.0 2.1 3.1 4.1 5.1	1.0 2.1 3.1 4.1 5.1	1.0 2.1 3.1 4.1 5.1	1.0 2.1 3.1 4.1 5.1	1.0 2.1 3.1 4.1 5.1	1.0 2.1 3.1 4.1 5.1	1.0 2.1 3.1 4.1 5.1	1.0 2.1 3.1 4.1 5.1	1.0 2.1 3.1 4.1 5.1	1.0 2.1 3.1 4.1 5.1	0.00 0.00 5.40 0.00 0.00	1.000 1.500 1.800 0.000 1.000	0.00 0.00 5.40 0.00 0.00	1.000 1.500 1.800 0.000 1.000				
39 Blake Treinen, R 50 Charlie Morton, R 39 Edwin Díaz, R 33 J.A. Happ, L	1.0 2.0 1.0 1.0	1.0 2.0 1.0 1.0	1.0 2.0 1.0 1.0	1.0 2.0 1.0 1.0	1.0 2.0 1.0 1.0	1.0 2.0 1.0 1.0	1.0 2.0 1.0 1.0	1.0 2.0 1.0 1.0	1.0 2.0 1.0 1.0	1.0 2.0 1.0 1.0	1.0 2.0 1.0 1.0	1.0 2.0 1.0 1.0	1.0 2.0 1.0 1.0	1.0 2.0 1.0 1.0	1.0 2.0 1.0 1.0	1.0 2.0 1.0 1.0	0.00 9.00 18.00 9.00	0.000 1.500 2.000 1.000	0.00 9.00 18.00 9.00	0.000 1.500 2.000 1.000				

Batter	1	2	3	4	5	6	7	8	9	AB	R	H	RBI	BB	SO	LOB	TOP						
13 Ronald Acuña Jr., R 22 Juan Soto, L OBP: 0.333, SLG: 0.333	F9		K		G3		F5		1B	2	0	0	0	0	1	0	National League All-Stars @ American League All-Stars T-Mobile Park, Seattle, WA Tue Jul 11 2023, 5:24 PM - 8:26 PM PDT Att: 47,159 - Clear - 74 F livebaseballscorecards.com						
5 Freddie Freeman, L 28 Matt Olson, L 20 Pete Alonso, R	F7		BB		K		K		K	1	0	0	0	1	0	0							
50 Mookie Betts, R 8 Nick Castellanos, R OBP: 0.667, SLG: 0.500	G4-3		K		K			35 WP 35 HR	1B	2	0	0	0	0	1	1							
28 J.D. Martinez, R 12 Jorge Soler, R 35 Elias Díaz, R OBP: 1.000, SLG: 1.500 OBP: 0.500, SLG: 2.000	1B		3 1B		3 1B		E3 27 1B	HR	K	2	1	2	0	0	0	0							
28 Nolan Arenado, R 27 Austin Riley, R OBP: 0.500, SLG: 0.500	P4		G5-3		G5-3		1B	P2		2	0	0	0	0	0	2							
3 Luis Arraez, L 1 Ozzie Albies, S	1B		7 CS		G4-3		G4-3	K		2	0	2	1	0	0	0							
12 Sean Murphy, R 16 Will Smith, R	K		F9		F9		F9	12 S	BB	2	0	0	0	0	1	3							
7 Corbin Carroll, L 12 Lourdes Gurriel Jr., R OBP: 0.500, SLG: 0.500	G3		CS		K		2 BB	K		2	0	0	0	0	1	2							
11 Orlando Arcia, R 2 Geraldo Perdomo, S	G6-3		K		K		1-2	F9		2	0	0	0	0	1	0							
Inning Stats	R: 0 E: 0 K: 0 S: 7	H: 0 LOB: 0 BB: 0 P: 9	R: 0 E: 0 K: 1 S: 13	H: 2 LOB: 2 BB: 0 P: 20	R: 0 E: 0 K: 2 S: 12	H: 0 LOB: 1 BB: 1 P: 20	R: 1 E: 0 K: 0 S: 12	H: 2 LOB: 0 BB: 0 P: 14	R: 0 E: 0 K: 2 S: 16	H: 1 LOB: 2 BB: 0 P: 24	R: 0 E: 0 K: 1 S: 13	H: 1 LOB: 2 BB: 1 P: 23	R: 2 E: 0 K: 2 S: 19	H: 1 LOB: 1 BB: 2 P: 31	R: 0 E: 0 K: 2 S: 11	H: 2 LOB: 2 BB: 0 P: 16		1B: 7 HR: 1	SF: 0 2B: 1 3B: 0 DP: 0 HBP: 0	WP: 1 PB: 0 CS: 1	PA: 41		
PITCHER	IP WLS BF H R ER SO	IP WLS BF H R ER SO	IP WLS BF H R ER SO	IP WLS BF H R ER SO	IP WLS BF H R ER SO	IP WLS BF H R ER SO	IP WLS BF H R ER SO	IP WLS BF H R ER SO	IP WLS BF H R ER SO	IP WLS BF H R ER SO	IP WLS BF H R ER SO	IP WLS BF H R ER SO	IP WLS BF H R ER SO	IP WLS BF H R ER SO	IP WLS BF H R ER SO	IP WLS BF H R ER SO		ERA WHIP	ERA WHIP	ERA WHIP			
45 Gerrit Cole, R 17 Nathan Eovaldi, R 54 Sorley Gray, R 68 George Kirby, R 53 Carlos Estevez, R 78 Yander Cano, R 68 Jordan Romano, R 21 Michael Lorenzen, R	1.0 0 3 0 0 0 0	1.0 0 5 2 0 0 1	1.0 0 4 0 0 0 2	1.0 0 4 2 1 0 0	1.0 0 3 0 0 0 2	1.0 0 5 1 0 0 2	0.1 H 1 0 0 0 0	0.2 H 4 1 0 0 1	0.0 0 0 0 0 0 0	0.0 0 13 0 0 0 0	0.0 0 12 0 0 0 0	0.0 0 12 0 0 0 0	0.0 0 9 12 0 0 0	0.0 0 16 24 0 0 0	0.0 0 2 3 0 0 0	0.0 0 11 20 0 0 0		0.00 0.000	0.00 0.000	0.00 0.000			
74 Félix Bautista, R 74 Kenley Jansen, R 49 Pablo López, R	0.2 L 5 1 2 2 1	0.1 0 0 0 0 0 1	1.0 5 2 0 0 0 2	0.0 0 0 0 0 0 0	0.0 0 0 0 0 0 0	0.0 0 0 0 0 0 0	0.0 0 0 0 0 0 0	0.0 0 0 0 0 0 0	0.0 0 0 0 0 0 0	0.0 0 13 20 0 0 0	0.0 0 12 14 9.00 2.000	0.0 0 9 12 0.00 1.000	0.0 0 16 24 0.00 1.000	0.0 0 2 3 0.00 0.000	0.0 0 11 16 0.00 2.000	0.00 0.000	0.00 0.000	0.00 0.000					
2 Marcus Semien, R 15 Whit Merrifield, R OBP: 0.500, SLG: 0.500	G5-3		G5-3		F9		F9		25 L5-3	2	0	0	0	0	0	0	National League All-Stars @ American League All-Stars T-Mobile Park, Seattle, WA Tue Jul 11 2023, 5:24 PM - 8:26 PM PDT Att: 47,159 - Clear - 74 F livebaseballscorecards.com						
17 Shohei Ohtani, L 13 Salvador Perez, R OBP: 0.500, SLG: 0.500	K		11 F9 56 WP BB		25 2B		11 SF9		F9	1	0	0	0	1	1	0							
56 Randy Arozarena, R 25 Brent Rooker, R OBP: 0.500, SLG: 1.000	1B		5 CS		1B		2B		L5-3	2	0	1	0	0	1	1							
5 Corey Seager, L 11 Bo Bichette, R 5 Wander Franco, S	CS		L5		F9		SF9		F9	1	0	0	0	0	0	0							
2 Yandy Díaz, R 27 Vladimir Guerrero Jr., R	HR		G3		G5-3		G5-3		K	2	1	1	1	0	0	1							
53 Adolis García, R 30 Kyle Tucker, L	K		K		F9		F7		44 BB	2	0	0	0	1	0	0							
21 Austin Hays, R 44 Julio Rodríguez, R	G4-3		6 G5-3		1B		K		BB	2	0	1	0	0	0	0							
6 Josh Jung, R 11 José Ramírez, S OBP: 0.500, SLG: 1.000	F8		G5-3		G5-3		2B		K	3	2	0	0	0	1	2							
28 Jonah Heim, S 35 Adley Rutschman, S	K		K		K		L9			2	0	0	0	0	2	1							
Inning Stats	R: 0 E: 0 K: 1 S: 6	H: 1 LOB: 0 BB: 0 P: 15	R: 1 E: 0 K: 1 S: 8	H: 1 LOB: 0 BB: 0 P: 11	R: 0 E: 0 K: 1 S: 9	H: 0 LOB: 0 BB: 0 P: 15	R: 0 E: 0 K: 1 S: 9	H: 0 LOB: 1 BB: 1 P: 17	R: 0 E: 0 K: 1 S: 7	H: 1 LOB: 0 BB: 0 P: 10	R: 1 E: 0 K: 0 S: 11	H: 2 LOB: 1 BB: 0 P: 12	R: 0 E: 0 K: 1 S: 11	H: 1 LOB: 1 BB: 0 P: 16	R: 0 E: 0 K: 0 S: 4	H: 1 LOB: 0 BB: 0 P: 5		R: 0 E: 0 K: 2 S: 18	H: 0 LOB: 2 BB: 2 P: 30	1B: 4 HR: 1	SF: 1 2B: 3 3B: 0 DP: 1 HBP: 0	WP: 1 PB: 0 CS: 1	PA: 36
PITCHER	IP WLS BF H R ER SO	IP WLS BF H R ER SO	IP WLS BF H R ER SO	IP WLS BF H R ER SO	IP WLS BF H R ER SO	IP WLS BF H R ER SO	IP WLS BF H R ER SO	IP WLS BF H R ER SO	IP WLS BF H R ER SO	IP WLS BF H R ER SO	IP WLS BF H R ER SO	IP WLS BF H R ER SO	IP WLS BF H R ER SO	IP WLS BF H R ER SO	IP WLS BF H R ER SO	IP WLS BF H R ER SO		ERA WHIP	ERA WHIP	ERA WHIP			
23 Zac Gallen, R 23 Mitch Keller, R 40 Josiah Gray, R 38 Alex Cobb, R 35 Justin Steele, L	1.0 0 4 1 0 0 1	1.0 0 3 0 0 0 1	1.0 0 3 0 0 0 1	1.0 0 4 1 0 0 1	1.0 0 3 0 0 0 1	1.0 0 4 0 0 0 1	1.0 0 4 1 0 0 1	1.0 0 7 0 0 0 0	1.0 0 4 1 0 0 1	1.0 W 4 1 0 0 1	1.0 H 3 1 0 0 0	1.0 S 5 0 0 0 2	0.0 0 11 16 0.00 1.000	0.00 0.000	0.00 0.000	0.00 0.000		0.00 0.000	0.00 0.000				
43 Alexis Díaz, R 75 Camilo Doval, R 71 Josh Hader, L 31 Craig Kimbrel, R	0.0 0 0 0 0 0 0	0.0 0 0 0 0 0 0	0.0 0 0 0 0 0 0	0.0 0 0 0 0 0 0	0.0 0 0 0 0 0 0	0.0 0 0 0 0 0 0	0.0 0 0 0 0 0 0	0.0 0 0 0 0 0 0	0.0 0 0 0 0 0 0	0.0 0 0 0 0 0 0	0.0 0 0 0 0 0 0	0.0 0 0 0 0 0 0	0.0 0 0 0 0 0 0	0.0 0 0 0 0 0 0	0.0 0 0 0 0 0 0	0.0 0 0 0 0 0 0	0.00 9.00	0.00 2.000	0.00 1.000	0.00 1.000	0.00 2.000		