

Anaheim Angels - 1997

Batter	1	2	3	4	5	6	7	8	9	AB	R	H	RBI	BB	SO	LOB	TOP			
Nomar Garciaparra, R (1,6)	F9		L9		F7		G1-3		K	5	0	0	0	0	1	1	Boston Red Sox @ Anaheim Angels Anaheim Stadium, Anaheim, CA Wed Apr 02 1997, 10:05 PM EST Att: 30,874 - Unknown - 52 F			
John Valentin, R (1,4) OBP: 0.800, SLG: 1.250	F8		G6-3		G6-3		1B		BB	4	1	3	1	1	0	0				
Mo Vaughn, L (1,3) OBP: 0.600, SLG: 0.333	FC6-4		G6-3		K		1B		BB	3	1	1	0	2	1	1				
Mike Stanley, R (1,10) 18 Reggie Jefferson, S (7,PH) Jeff Frye, R (9,PR)	F8				G5-3		K		BB	2	0	0	0	1	0	2				
Tim Lincecum, R (1,5) OBP: 0.600, SLG: 1.250	FC6-4		K		HR				HBP	4	2	2	2	1	1	4				
Wil Cordero, R (1,7) OBP: 0.400, SLG: 0.250			K		1B		L7		1B	4	0	1	1	1	2	1				
Rudy Pemberton, R (1,9) Scott Hatteberg, L (9,2)	P5		G6-3		P5		K		1B	4	0	0	1	0	1	2				
Bill Haselman, R (1,2) Troy O'Leary, L (9,PH) OBP: 1.000, SLG: 1.000			K				K		1B	3	0	0	0	1	3	1				
Shane Mack, R (1,8) Darren Bragg, L (7,PH) (7,8)	L4				K		G1-3		K	2	0	0	0	0	1	1				
							1B		P2	2	1	0	0	1	1	3				
Inning Stats	R: 0 E: 0 K: 0 S: 7	H: 1 LOB: 2 BB: 1 P: 14	R: 0 E: 0 K: 1 S: 11	H: 0 LOB: 1 BB: 1 P: 18	R: 0 E: 1 K: 1 S: 8	H: 0 LOB: 2 BB: 2 P: 24	R: 0 E: 0 K: 2 S: 9	H: 0 LOB: 0 BB: 0 P: 14	R: 0 E: 0 K: 1 S: 5	H: 2 LOB: 1 BB: 0 P: 13	R: 1 E: 0 K: 2 S: 17	H: 2 LOB: 2 BB: 1 P: 31	R: 0 E: 0 K: 2 S: 11	H: 1 LOB: 1 BB: 0 P: 16	R: 4 E: 0 K: 2 S: 26	H: 3 LOB: 3 BB: 3 P: 45	1B: 6 2B: 2 3B: 0 HR: 1	SF: 0 SAC: 0 DP: 0 HBP: 1	WP: 0 PB: 0 SB: 0 CS: 0	PA: 45
PITCHER	IP WLS BF H R ER SO BB IBB HBP BLK WP HR S P ERA WHIP																			
Mark Langston, L (1,1) ERA: 1.5	6.0	25	3	1	1	6	4	0	0	0	0	0	0	1	49	92	1.50	1.167		
Mike James, R (7,1) ERA: 13.5	0.2	5	2	1	1	1	1	0	0	0	0	0	0	0	14	26	13.50	4.500		
Chuck McElroy, L (7,1) ERA: 54.0	1.1	5	1	0	0	3	0	0	0	0	0	0	0	14	21	40	54.00	7.500		
Troy Percival, R (9,1) ERA: 54.0	0.2	L	8	2	4	4	3	0	1	0	0	0	0	21	40	54.00	3.000			
Pep Harris, R (9,1) ERA: 54.0	0.1	2	1	0	0	0	0	0	0	0	0	0	0	5	5	0.00	3.000			

Batter	1	2	3	4	5	6	7	8	9	AB	R	H	RBI	BB	SO	LOB	BOTTOM					
Darin Erstad, L (1,3)	K		G4-3		K		FC1-2		F8	5	0	0	0	0	2	4	Boston Red Sox @ Anaheim Angels Anaheim Stadium, Anaheim, CA Wed Apr 02 1997, 10:05 PM EST Att: 30,874 - Unknown - 52 F					
Luis Alica, S (1,4) OBP: 0.600, SLG: 0.500	K		1B		G4-3		L4-3		K	4	1	2	2	1	2	0						
Jim Edmonds, L (1,8) OBP: 0.400, SLG: 1.000	HR		FC4		G4-3		L4-3		G4-3	5	1	2	1	0	0	3						
Tim Salmon, R (1,9)	K		FC4		K		P4		G6-3	4	0	0	0	1	2	1						
Dave Hollins, S (1,5) OBP: 0.600, SLG: 0.333	P6		FC4		BB		16		BB	3	1	1	1	2	0	2						
16 Garrett Anderson, L (1,7) OBP: 0.600, SLG: 0.600	F8		G3		P3		1B		BB	5	0	3	0	0	0	4						
Eddie Murray, S (1,10) Orlando Palmeiro, L (9,PR)	E1				L6		1B		BB	3	0	1	1	1	0	1						
Jim Leyritz, R (1,2) Jorge Fabregas, L (9,2)	F8		K		K		FC1-2		F7	4	1	1	0	0	1	3						
Gary Disarcina, R (1,6) OBP: 0.500, SLG: 0.500	FC6-4						FC1-2		P3	4	1	2	0	0	0	2						
							1B			4	1	2	0	0	0	2						
Inning Stats	R: 1 E: 0 K: 3 S: 15	H: 1 LOB: 0 BB: 0 P: 23	R: 0 E: 1 K: 0 S: 11	H: 1 LOB: 2 BB: 0 P: 19	R: 1 E: 0 K: 0 S: 15	H: 1 LOB: 2 BB: 2 P: 28	R: 0 E: 0 K: 2 S: 9	H: 1 LOB: 1 BB: 0 P: 14	R: 0 E: 0 K: 1 S: 11	H: 1 LOB: 2 BB: 1 P: 19	R: 2 E: 0 K: 0 S: 14	H: 4 LOB: 1 BB: 0 P: 20	R: 1 E: 0 K: 0 S: 12	H: 2 LOB: 1 BB: 0 P: 23	R: 0 E: 0 K: 1 S: 6	H: 0 LOB: 0 BB: 0 P: 8	R: 0 E: 0 K: 0 S: 10	H: 1 LOB: 3 BB: 2 P: 22	1B: 11 2B: 1 3B: 0 HR: 1	SF: 1 SAC: 0 DP: 1 HBP: 0	WP: 0 PB: 0 SB: 2 CS: 0	PA: 44
PITCHER	IP WLS BF H R ER SO BB IBB HBP BLK WP HR S P ERA WHIP																					
Tom Gordon, R (1,1) ERA: 3.86	4.2	23	5	2	2	6	3	0	0	0	0	0	0	12	15	27.00	6.000					
Vaughn Eschelman, L (5,1) ERA: 27.0	0.2	6	4	2	2	0	0	0	0	0	0	0	0	15	29	5.40	1.200					
Butch Henry, L (6,1) ERA: 5.4	1.2	6	2	1	1	0	0	0	0	0	0	0	0	6	8	0.00	0.000					
Pat Mahomes, R (8,1) ERA: 5.4	1.0	W	3	0	0	1	0	0	0	0	0	0	0	6	8	0.00	0.000					
Heathcliff Slocumb, R (9,1) ERA: 5.4	1.0	S	6	1	0	0	2	0	0	0	0	0	0	10	22	0.00	3.000					

Batter	1	2	3	4	5	6	7	8	9	AB	R	H	RBI	BB	SO	LOB	TOP		
Nomar Garciaparra, R OBP: 0.222, SLG: 0.222	F9			G5-3		FC5-4 1B			G6-4-3 1B	4	0	2	0	0	0	0			
John Valentin, R OBP: 0.444, SLG: 0.625	K			K		FC5-4 1-2			G6-4-3 1-2	4	0	0	0	0	2	2			
Mo Vaughn, L OBP: 0.375, SLG: 0.167	K			G3-1				L8		3	0	0	0	0	1	0			
18 Reggie Jefferson, S OBP: 0.600, SLG: 0.600				G3-6-3 1B				K		3	0	2	0	0	1	0			
Tim Lincecum, R OBP: 0.375, SLG: 0.714				L8		F9		G6-3		3	0	0	0	0	0	2			
Troy O'Leary, L OBP: 0.250, SLG: 0.250				G3-6-3 1-2		F8		F8		3	0	0	0	0	0	2			
Wil Cordero, R OBP: 0.375, SLG: 0.286				G6-3		L8		G4-6-3 1B		3	0	1	0	0	0	1			
Bill Haselman, R Scott Hatteberg, L (8, PH)				K		G6-3		G4-6-3 1-2		2	0	0	0	0	1	0			
Darren Bragg, L				G3-1		P4		L8		3	0	0	0	0	0	0			
Inning Stats	R: 0 H: 0 E: 0 K: 2 S: 8	H: 0 LOB: 0 BB: 0 P: 10	R: 0 H: 1 E: 0 K: 0 S: 4	LOB: 0 BB: 0 P: 6	R: 0 H: 0 E: 0 K: 1 S: 8	LOB: 0 BB: 0 P: 10	R: 0 H: 0 E: 0 K: 1 S: 6	LOB: 0 BB: 0 P: 11	R: 0 H: 1 E: 0 K: 0 S: 9	LOB: 1 BB: 0 P: 13	R: 0 H: 0 E: 0 K: 1 S: 15	LOB: 0 BB: 0 P: 21	R: 0 H: 1 E: 0 K: 0 S: 7	LOB: 0 BB: 0 P: 13	R: 0 H: 1 E: 0 K: 0 S: 4	LOB: 0 BB: 0 P: 6	1B: 5 2B: 0 3B: 0 HR: 0	SF: 0 SAC: 0 DP: 3 HBP: 0	WP: 0 PA: 29 PB: 0 SB: 0 CS: 0
PITCHER Jason Dickson, R ERA:	IP: 9.0 WLS: W BF: 29 H: 5 R: 0 ER: 0 SO: 5 BB: 0 IBB: 0 HBP: 0 BLK: 0 WP: 0 HR: 0 S: 69 P: 102 ERA: 0.00 WHIP: 0.556																		

Boston Red Sox @ Anaheim Angels
Anaheim Stadium, Anaheim, CA
Thu Apr 03 1997, 10:05 PM EST
Att: 17,323 - Unknown - 58 F

AB 29
R 0
H 5
RBI 0
BB 0
SO 5
LOB 8



Batter	1	2	3	4	5	6	7	8	9	AB	R	H	RBI	BB	SO	LOB	BOTTOM
Darin Erstad, L OBP: 0.111, SLG: 0.222	G6-3		P5			F8				4	0	1	0	0	0	0	
Luis Alica, S OBP: 0.556, SLG: 0.333	P5		F9							2	0	0	0	2	0	0	
Jim Edmonds, L OBP: 0.333, SLG: 0.750						L9				3	0	1	1	0	0	1	
Tim Salmon, R OBP: 0.333, SLG: 0.143						K				3	0	1	0	1	1	0	
Dave Hollins, S OBP: 0.556, SLG: 0.571						P3				4	1	2	0	0	0	3	
16 Garret Anderson, L OBP: 0.500, SLG: 0.500						L8				3	0	1	1	0	0	2	
Eddie Murray, S OBP: 0.375, SLG: 0.200										2	0	0	0	1	0	3	
Jorge Fabregas, L										3	0	0	0	0	0	3	
Gary Disarcina, R OBP: 0.429, SLG: 0.429						F7				3	1	1	0	0	0	0	
Inning Stats	R: 0 H: 1 E: 0 K: 0 S: 4	H: 2 LOB: 2 BB: 0 P: 15	R: 0 H: 0 E: 0 K: 0 S: 9	LOB: 0 BB: 0 P: 12	R: 0 H: 0 E: 0 K: 1 S: 10	LOB: 0 BB: 0 P: 16	R: 0 H: 0 E: 0 K: 0 S: 10	LOB: 0 BB: 1 P: 11	R: 1 H: 2 E: 0 K: 0 S: 11	LOB: 2 BB: 0 P: 15	R: 1 H: 2 E: 0 K: 0 S: 13	LOB: 3 BB: 2 P: 25	1B: 5 2B: 2 3B: 0 HR: 0	SF: 1 SAC: 0 DP: 2 HBP: 0	WP: 0 PA: 32 PB: 0 SB: 0 CS: 0		
PITCHER 49 Tim Wakefield, R ERA: 2.45 Chris Hammond, L ERA: Ricky Tricek, R ERA:	IP: 7.1 WLS: L BF: 27 H: 6 R: 2 ER: 2 SO: 1 BB: 2 IBB: 0 HBP: 0 BLK: 0 WP: 0 HR: 0 S: 64 P: 95 ERA: 2.46 WHIP: 1.091																

Boston Red Sox @ Anaheim Angels
Anaheim Stadium, Anaheim, CA
Thu Apr 03 1997, 10:05 PM EST
Att: 17,323 - Unknown - 58 F

AB 27
R 2
H 7
RBI 2
BB 4
SO 1
LOB 12



Batter	1	2	3	4	5	6	7	8	9	10	11	AB	R	H	RBI	BB	SO	LOB	TOP						
Marquis Grissom, R OBP: 0.188, SLG: 0.071	G5-3	F9		G4-3			G4-3		L3		1B BB	5	0	0	0	1	0	2							
Kevin Seitzer, R Jim Thome, L OBP: 0.636, SLG: 1.000	G6-3		E5 BB 2B		G3		L4		G4-3	G4-3	1-2 2-H 1B	4	1	0	0	0	0	0							
Julio Franco, R Omar Vizquel, S OBP: 0.400, SLG: 0.385 OBP: 0.200, SLG: 0.200									G3		K	4	1	1	0	2	2	2							
Matt Williams, R OBP: 0.214, SLG: 0.167	1B								F3		E5	4	0	1	2	0	1	1							
Kevin Mitchell, R OBP: 0.289, SLG: 0.667		G6-3	G6-3		G5-4-3				HBP		F8	4	0	0	0	0	4								
Manny Ramirez, R OBP: 0.289, SLG: 0.167									K		F8	5	0	0	0	0	3	2							
David Justice, L Chad Curtis, R												2	1	1	0	3	0	1							
Sandy Alomar Jr., R OBP: 0.625, SLG: 1.250												0	1	0	0	0	0	0							
Tony Fernandez, S OBP: 0.400, SLG: 0.600												4	2	3	2	0	0	1							
Inning Stats	R: 0 E: 0 K: 1 S: 6	H: 1 LOB: 1 BB: 0 P: 6	R: 2 E: 0 K: 1 S: 7	H: 2 LOB: 1 BB: 1 P: 11	R: 2 E: 1 K: 1 S: 7	H: 1 LOB: 1 BB: 1 P: 11	R: 0 E: 0 K: 1 S: 5	H: 1 LOB: 0 BB: 0 P: 5	R: 0 E: 0 K: 0 S: 2	H: 0 LOB: 1 BB: 1 P: 6	R: 0 E: 0 K: 1 S: 5	H: 0 LOB: 0 BB: 0 P: 5	R: 0 E: 0 K: 1 S: 5	H: 1 LOB: 1 BB: 0 P: 4	R: 0 E: 1 K: 0 S: 6	H: 0 LOB: 1 BB: 0 P: 6	R: 0 E: 0 K: 0 S: 4	H: 1 LOB: 1 BB: 0 P: 4	R: 0 E: 0 K: 1 S: 7	H: 3 LOB: 2 BB: 2 P: 15	1B: 5 2B: 3 3B: 0 HR: 1	SF: 0 SAC: 1 DP: 2 HBP: 2	WP: 0 PB: 0 SB: 0 CS: 1	PA: 48	
PITCHER	IP	WLS	BF	H	R	ER	SO	BB	IBB	HBP	BLK	WP	HR	S	P	ERA	WHIP								
Allen Watson, L ERA: 6.23	(1, 1)	4.1	22	5	4	3	4	3	0	0	0	0	0	8	12	0.00	1.846								
Pep Harris, R ERA:	(5, 1)	2.2	7	0	0	0	1	1	0	0	0	0	0	8	12	0.00	0.375								
Mike James, R ERA: 3.38	(8, 1)	2.0	8	1	0	0	1	0	0	1	0	0	0	9	10	0.00	0.500								
Troy Percival, R ERA: 21.6	(10, 1)	1.0	4	0	0	0	1	0	0	0	0	0	0	6	6	0.00	0.000								
Dennis Springer, R ERA: 54.0	(11, 1)	0.1	5	2	2	2	0	2	0	0	0	0	0	3	11	54.00	12.000								
PITCHER	IP	WLS	BF	H	R	ER	SO	BB	IBB	HBP	BLK	WP	HR	S	P	ERA	WHIP								
Mike Holtz, L ERA:	(11, 1)	0.2	2	1	1	0	1	0	0	0	0	0	0	4	4	0.00	1.500								

Cleveland Indians @ Anaheim Angels
Anaheim Stadium, Anaheim, CA
Fri Apr 04 1997, 10:05 PM EST
Att. 17,768 - Unknown - 63 F

AB 39
R 6
H 9
RBI 6
BB 6
SO 8
LOB 15



Batter	1	2	3	4	5	6	7	8	9	10	11	AB	R	H	RBI	BB	SO	LOB	BOTTOM						
Darin Erstad, L OBP: 0.333, SLG: 0.467	1B BB 1B	P5			F9				G3-1		BB 1B HR	6	2	4	0	0	0	0							
Luis Alcega, S OBP: 0.407, SLG: 0.273	1B BB	G4-3			P6				G3-1		HR 1B	5	2	1	0	1	0	2							
Jim Edmonds, L OBP: 0.533, SLG: 0.700	K										HR BB	2	1	1	0	4	1	2							
Tim Salmon, R OBP: 0.333, SLG: 0.462	1B				F8				F8		HR	6	1	2	4	0	1	6							
Dave Hollins, S OBP: 0.500, SLG: 0.500	1B				K						HR	5	0	2	2	0	1	1							
16 Garnet Anderson, L OBP: 0.462, SLG: 0.462	G1-6-3				CS				G3		E4 1B	5	0	2	0	0	0	3							
Eddie Murray, S Orlando Palmeiro, L Todd Greene, R												3	1	1	0	1	0	2							
Jim Leyritz, R Jack Howell, L Jorge Fabregas, L												0	0	0	0	0	0	0							
Gary Disarcina, R OBP: 0.333, SLG: 0.583												4	0	0	0	0	2	4							
Inning Stats	R: 2 E: 0 K: 1 S: 7	H: 3 LOB: 1 BB: 1 P: 11	R: 2 E: 0 K: 0 S: 4	H: 1 LOB: 0 BB: 1 P: 8	R: 0 E: 0 K: 1 S: 5	H: 1 LOB: 1 BB: 0 P: 5	R: 0 E: 0 K: 1 S: 6	H: 1 LOB: 1 BB: 1 P: 9	R: 0 E: 0 K: 1 S: 6	H: 1 LOB: 2 BB: 1 P: 10	R: 0 E: 0 K: 0 S: 4	H: 1 LOB: 1 BB: 0 P: 4	R: 0 E: 1 K: 0 S: 4	H: 1 LOB: 2 BB: 1 P: 8	R: 4 E: 0 K: 0 S: 3	H: 3 LOB: 0 BB: 1 P: 7	1B: 10 2B: 3 3B: 0 HR: 2	SF: 0 SAC: 0 DP: 2 HBP: 0	WP: 0 PB: 0 SB: 1 CS: 1	PA: 50					
PITCHER	IP	WLS	BF	H	R	ER	SO	BB	IBB	HBP	BLK	WP	HR	S	P	ERA	WHIP								
Bartolo Colon, R ERA: 7.2	(1, 1)	5.0	22	6	4	4	4	3	0	0	0	0	1	27	39	7.20	1.800								
Albie Lopez, R ERA:	(6, 1)	4.0	19	5	0	0	2	0	2	0	0	0	0	21	29	0.00	1.250								
Paul Assenmacher, L ERA:	(10, 1)	0.0	2	0	0	0	0	0	1	0	0	0	0	1	5	=	=								
Eric Plunk, R ERA: 6.75	(10, 1)	1.0	2	0	0	0	0	0	0	0	0	0	0	2	2	0.00	0.000								
Paul Shuey, R ERA: 36.0	(11, 1)	0.0	L	4	3	4	4	0	1	0	0	0	1	3	7	=	=								

Cleveland Indians @ Anaheim Angels
Anaheim Stadium, Anaheim, CA
Fri Apr 04 1997, 10:05 PM EST
Att. 17,768 - Unknown - 63 F

AB 42
R 8
H 14
RBI 8
BB 7
SO 6
LOB 27



Batter	1	2	3	4	5	6	7	8	9	AB	R	H	RBI	BB	SO	LOB	TOP					
Marquis Grissom, R OBP: 0.143, SLG: 0.053	L8		G1-3		G4-3	K			G6-3	5	0	0	0	0	1	1	Cleveland Indians @ Anaheim Angels Anaheim Stadium, Anaheim, CA Sat Apr 05 1997, 10:05 PM EST Att: 23,913 - Unknown - 62 F					
Omar Vizquel, S OBP: 0.333, SLG: 0.429	BB		G4-3		1B 2B		G5-3	3B	4	1	2	0	1	0	1							
Jim Thome, L OBP: 0.625, SLG: 0.800	K			F9 FC5-4 BB	2B G6-3 1B		L7	IBB	3	2	1	0	2	1	1							
Matt Williams, R OBP: 0.263, SLG: 0.294	F8			FC5-4 1B	1-2 1-3 2H		K	FC1-4-6	5	0	2	1	0	1	3							
David Justice, L OBP: 0.316, SLG: 1.083		G6-3		F9	G6-3			HR	4	1	1	2	0	0	3							
Brian Giles, L OBP: 1.000, SLG: 2.000				2-3					0	0	0	0	0	0	0							
Manny Ramirez, R OBP: 0.222, SLG: 0.125	F9			FC5-4 FC4-6	K		G4-3		4	0	0	1	0	1	2							
Julio Franco, R OBP: 0.294, SLG: 0.294				FC4-6		G5-3		K	4	0	0	0	0	2	1							
Tony Fernandez, S OBP: 0.400, SLG: 0.600				1-2					0	0	0	0	0	0	0							
Kevin Mitchell, R OBP: 0.389, SLG: 0.938			2B		HR 1B			L4	4	2	3	1	0	0	0							
Sandy Alomar Jr., R OBP: 0.500, SLG: 1.167			L5		HR		G6-3		4	1	1	2	0	0	1							
Inning Stats	R: 0 E: 0 K: 1 S: 9	H: 0 LOB: 1 BB: 1 P: 21	R: 0 E: 0 K: 1 S: 10	H: 0 LOB: 0 BB: 0 P: 16	R: 0 E: 0 K: 0 S: 5	H: 1 LOB: 1 BB: 0 P: 12	R: 1 E: 0 K: 0 S: 8	H: 1 LOB: 1 BB: 0 P: 16	R: 4 E: 0 K: 1 S: 18	H: 5 LOB: 1 BB: 0 P: 30	R: 1 E: 0 K: 1 S: 12	H: 1 LOB: 0 BB: 0 P: 19	R: 0 E: 0 K: 1 S: 9	H: 0 LOB: 0 BB: 0 P: 15	R: 1 E: 0 K: 1 S: 9	H: 1 LOB: 0 BB: 1 P: 12	R: 0 E: 0 K: 0 S: 11	H: 1 LOB: 2 BB: 1 P: 18	1B: 4 2B: 2 3B: 1 HR: 3	SF: 0 SAC: 0 DP: 0 HBP: 0	WP: 0 PB: 0 SB: 0 CS: 0	PA: 40
PITCHER	IP WLS BF H R ER SO BB IBB HBP BLK WP HR S P ERA WHIP	IP WLS BF H R ER SO BB IBB HBP BLK WP HR S P ERA WHIP	IP WLS BF H R ER SO BB IBB HBP BLK WP HR S P ERA WHIP	IP WLS BF H R ER SO BB IBB HBP BLK WP HR S P ERA WHIP	IP WLS BF H R ER SO BB IBB HBP BLK WP HR S P ERA WHIP	IP WLS BF H R ER SO BB IBB HBP BLK WP HR S P ERA WHIP	IP WLS BF H R ER SO BB IBB HBP BLK WP HR S P ERA WHIP	IP WLS BF H R ER SO BB IBB HBP BLK WP HR S P ERA WHIP	IP WLS BF H R ER SO BB IBB HBP BLK WP HR S P ERA WHIP	IP WLS BF H R ER SO BB IBB HBP BLK WP HR S P ERA WHIP	IP WLS BF H R ER SO BB IBB HBP BLK WP HR S P ERA WHIP	IP WLS BF H R ER SO BB IBB HBP BLK WP HR S P ERA WHIP	IP WLS BF H R ER SO BB IBB HBP BLK WP HR S P ERA WHIP	IP WLS BF H R ER SO BB IBB HBP BLK WP HR S P ERA WHIP	IP WLS BF H R ER SO BB IBB HBP BLK WP HR S P ERA WHIP	IP WLS BF H R ER SO BB IBB HBP BLK WP HR S P ERA WHIP						
Shigetoshi Hasegawa, R ERA: 10.38	4.1	L	22	7	5	5	2	2	0	0	0	0	0	0	0	0	10.38	2.077				
Chuck McElroy, L ERA: 3.6	3.2		13	2	2	2	4	0	0	0	0	0	0	2	35	55	4.91	0.545				
Mike James, R ERA: 2.45	1.0	S	5	1	0	0	0	0	1	0	0	0	0	0	11	18	0.00	1.000				

AB	37
R	7
H	10
RBI	7
BB	3
SO	6
LOB	13



Batter	1	2	3	4	5	6	7	8	9	AB	R	H	RBI	BB	SO	LOB	BOTTOM			
Darin Erstad, L OBP: 0.350, SLG: 0.421	3B 1B			F9		FC6 BB			K	4	1	1	0	1	2	2	Cleveland Indians @ Anaheim Angels Anaheim Stadium, Anaheim, CA Sat Apr 05 1997, 10:05 PM EST Att: 23,913 - Unknown - 62 F			
Luis Alica, S OBP: 0.450, SLG: 0.400	FC4-6 3B	CS		K	G4-3	FC6			BB BB HBP	4	1	1	1	0	1	2				
Jim Edmonds, L OBP: 0.400, SLG: 0.467	F7		G3-1		F8				F7	5	0	0	0	0	1	2				
Tim Salmon, R OBP: 0.450, SLG: 0.500	FC4-6 BB		G4-3		1B		16 BLK 1B		BB BB	3	0	2	0	2	0	0				
Dave Hollins, S OBP: 0.474, SLG: 0.438	FC4-6 16 1B			SH1-3 16 1B	G3				BB	4	1	1	1	1	1	3				
16 Garrett Anderson, L OBP: 0.444, SLG: 0.444	1B			SH1-3 1B		F8	P6		G4-3	5	1	2	0	0	0	4				
Jack Howell, L OBP: 0.333, SLG: 1.333				SH1-3				F7		2	1	1	1	0	1	2				
Craig Grebeck, R ERA: 18.0	K			1-2 2-3		HR				0	0	0	0	0	0	0				
Orlando Palmeiro, L				1-2 2-3						1	0	0	0	0	0	0				
Jorge Fabregas, L		G4-3		P4		BB BB		G4-3	3	0	0	0	1	0	2					
Gary Disarcina, R OBP: 0.313, SLG: 0.467				E6		F8		P4	3	0	0	0	1	0	1					
Inning Stats	R: 2 E: 0 K: 1 S: 11	H: 3 LOB: 2 BB: 1 P: 22	R: 0 E: 0 K: 1 S: 10	H: 0 LOB: 0 BB: 1 P: 16	R: 0 E: 0 K: 1 S: 8	H: 0 LOB: 0 BB: 0 P: 11	R: 2 E: 1 K: 0 S: 12	H: 2 LOB: 1 BB: 0 P: 16	R: 0 E: 0 K: 0 S: 8	H: 1 LOB: 1 BB: 2 P: 22	R: 0 E: 0 K: 2 S: 12	H: 1 LOB: 1 BB: 0 P: 20	R: 0 E: 0 K: 0 S: 7	H: 0 LOB: 0 BB: 0 P: 11	R: 0 E: 0 K: 1 S: 18	H: 0 LOB: 3 BB: 2 P: 33	1B: 6 2B: 0 3B: 1 HR: 1	SF: 0 SAC: 1 DP: 0 HBP: 1	WP: 0 PB: 0 SB: 0 CS: 1	PA: 43
PITCHER	IP WLS BF H R ER SO BB IBB HBP BLK WP HR S P ERA WHIP	IP WLS BF H R ER SO BB IBB HBP BLK WP HR S P ERA WHIP	IP WLS BF H R ER SO BB IBB HBP BLK WP HR S P ERA WHIP	IP WLS BF H R ER SO BB IBB HBP BLK WP HR S P ERA WHIP	IP WLS BF H R ER SO BB IBB HBP BLK WP HR S P ERA WHIP	IP WLS BF H R ER SO BB IBB HBP BLK WP HR S P ERA WHIP	IP WLS BF H R ER SO BB IBB HBP BLK WP HR S P ERA WHIP	IP WLS BF H R ER SO BB IBB HBP BLK WP HR S P ERA WHIP	IP WLS BF H R ER SO BB IBB HBP BLK WP HR S P ERA WHIP	IP WLS BF H R ER SO BB IBB HBP BLK WP HR S P ERA WHIP	IP WLS BF H R ER SO BB IBB HBP BLK WP HR S P ERA WHIP	IP WLS BF H R ER SO BB IBB HBP BLK WP HR S P ERA WHIP	IP WLS BF H R ER SO BB IBB HBP BLK WP HR S P ERA WHIP	IP WLS BF H R ER SO BB IBB HBP BLK WP HR S P ERA WHIP	IP WLS BF H R ER SO BB IBB HBP BLK WP HR S P ERA WHIP	IP WLS BF H R ER SO BB IBB HBP BLK WP HR S P ERA WHIP				
Chad Ogea, R ERA: 4.5	6.0	W	29	7	5	3	3	4	0	0	0	0	0	1	0	0	4.50	1.833		
Steve Kline, L ERA: 2.45	1.0		4	1	0	0	2	0	0	0	0	0	0	12	20	0.00	1.000			
Michael Jackson, R ERA: 2.45	1.0	S	3	0	0	0	0	0	0	0	0	0	0	7	11	0.00	0.000			
Paul Shuey, R ERA: 18.0	1.0	S	6	0	0	0	1	2	0	1	0	0	0	18	33	0.00	2.000			

AB	34
R	5
H	8
RBI	3
BB	6
SO	6
LOB	18



Batter	1	2	3	4	5	6	7	8	9	AB	R	H	RBI	BB	SO	LOB	TOP				
Marquis Grissom, R OBP: 0.259, SLG: 0.130 Chad Curtis, R (9, PR) (9, 8)	K							E6	1B	4	1	2	0	2	1	0					
Omar Vizquel, S OBP: 0.350, SLG: 0.421	L7		F9	2B	1B			SH1-4	BB	5	1	2	1	0	0	4					
Jim Thome, L OBP: 0.636, SLG: 0.786	FC6-4		K	1B	2B			K	BB	4	1	2	1	2	2	2					
Matt Williams, R OBP: 0.320, SLG: 0.318	FC6-4								F7	5	1	2	2	1	0	5					
David Justice, L OBP: 0.565, SLG: 1.063										4	2	1	1	1	0	3					
Kevin Mitchell, R OBP: 0.348, SLG: 0.750	K									4	0	0	0	1	2	2					
Brian Giles, L OBP: 0.500, SLG: 1.333	G3-1									5	2	2	3	0	1	1					
Tony Fernandez, S OBP: 0.500, SLG: 0.667	G4-3									4	1	2	1	1	0	0					
Sandy Alomar Jr., R OBP: 0.471, SLG: 1.118			L9	F8	1B					5	1	2	1	0	0	2					
Inning Stats	R: 0 E: 0 K: 1 S: 9	H: 0 LOB: 1 BB: 1 P: 15	R: 1 E: 0 K: 1 S: 6	H: 1 LOB: 0 BB: 0 P: 11	R: 0 E: 0 K: 1 S: 9	H: 0 LOB: 1 BB: 1 P: 17	R: 7 E: 0 K: 0 S: 20	H: 7 LOB: 1 BB: 1 P: 42	R: 0 E: 0 K: 0 S: 5	H: 1 LOB: 3 BB: 0 P: 12	R: 0 E: 0 K: 1 S: 10	H: 1 LOB: 1 BB: 0 P: 15	R: 0 E: 1 K: 1 S: 9	H: 0 LOB: 2 BB: 1 P: 18	R: 2 E: 0 K: 1 S: 24	H: 4 LOB: 3 BB: 1 P: 35	1B: 9 2B: 3 3B: 0 HR: 3	SF: 0 SAC: 1 DP: 2 HBP: 0	WP: 1 PB: 0 SB: 1 CS: 0	PA: 49	
PITCHER	IP	WLS	BF	H	R	ER	SO	BB	IBB	HBP	BLK	WP	HR	S	P	ERA	WHIP				
Mark Gubicza, R ERA: 17.18	3.2		20	6	7	7	3	3	0	0	0	0	1	41	75	17.18	2.455				
Pep Harris, R ERA: 1.42	3.1		16	5	1	1	1	3	0	0	0	1	0	26	58	2.70	2.400				
Mike Holtz, L ERA:	1.0		5	0	0	0	1	0	1	0	0	0	0	9	18	0.00	0.000				
Troy Percival, R ERA: 20.25	1.0	L	8	4	2	2	1	1	0	0	0	0	2	24	35	18.00	5.000				

Cleveland Indians @ Anaheim Angels
Anaheim Stadium, Anaheim, CA
Sun Apr 06 1997, 10:05 PM EDT
Att: 29,363 - Unknown - 65 F

AB 40
R 10
H 15
RBI 10
BB 8
SO 6
LOB 19



Batter	1	2	3	4	5	6	7	8	9	AB	R	H	RBI	BB	SO	LOB	BOTTOM					
Darin Erstad, L OBP: 0.360, SLG: 0.500	SH5-3			F9		G3		G6-3		5	2	2	1	0	0	2						
Luis Alica, S OBP: 0.417, SLG: 0.333	SH5-3			G4-3		G6-3			K	3	0	0	0	1	1	0						
Jim Edmonds, L OBP: 0.360, SLG: 0.579				K					K	4	1	1	3	0	3	0						
Tim Salmon, R OBP: 0.400, SLG: 0.400	K								K	4	0	0	0	1	4	1						
Dave Hollins, S OBP: 0.435, SLG: 0.400	16 HR									4	1	1	0	0	1	2						
16 Garret Anderson, L OBP: 0.500, SLG: 0.636										4	2	3	2	0	0	1						
Eddie Murray, S OBP: 0.375, SLG: 0.333	G4-3			F8						4	0	1	0	0	0	1						
Jim Levritz, R OBP: 0.333, SLG: 0.333										4	1	3	1	0	1	1						
Orlando Palmeiro, L ERA:										0	0	0	0	0	0	0						
Jorge Fabregas, L (9, 2)										0	0	0	0	0	0	0						
Gary Disarcina, R OBP: 0.300, SLG: 0.421										4	1	1	0	0	0	4						
Inning Stats	R: 4 E: 0 K: 1 S: 19	H: 4 LOB: 0 BB: 0 P: 32	R: 3 E: 1 K: 1 S: 14	H: 3 LOB: 1 BB: 1 P: 28	R: 0 E: 0 K: 1 S: 9	H: 1 LOB: 1 BB: 0 P: 14	R: 0 E: 0 K: 1 S: 6	H: 0 LOB: 0 BB: 0 P: 7	R: 1 E: 0 K: 1 S: 15	H: 3 LOB: 2 BB: 0 P: 24	R: 0 E: 0 K: 1 S: 6	H: 0 LOB: 0 BB: 0 P: 6	R: 0 E: 0 K: 1 S: 9	H: 0 LOB: 0 BB: 1 P: 17	R: 0 E: 0 K: 0 S: 8	H: 1 LOB: 2 BB: 0 P: 14	R: 0 E: 0 K: 3 S: 11	H: 0 LOB: 0 BB: 0 P: 15	1B: 8 2B: 2 3B: 0 HR: 2	SF: 1 SAC: 1 DP: 0 HBP: 0	WP: 0 PB: 0 SB: 3 CS: 1	PA: 40
PITCHER	IP	WLS	BF	H	R	ER	SO	BB	IBB	HBP	BLK	WP	HR	S	P	ERA	WHIP					
Jack McDowell, R ERA: 12.6	5.0		27	11	8	7	5	1	0	0	0	0	2	63	105	12.60	2.400					
Steve Kline, L ERA:	3.0	W	10	1	0	0	2	1	0	0	0	0	0	23	37	0.00	0.667					
Paul Assenmacher, L ERA:	0.2		2	0	0	0	2	0	0	0	0	0	0	7	10	0.00	0.000					
Michael Jackson, R ERA: 2.25	0.1	S	1	0	0	0	1	0	0	0	0	0	0	4	5	0.00	0.000					

Cleveland Indians @ Anaheim Angels
Anaheim Stadium, Anaheim, CA
Sun Apr 06 1997, 10:05 PM EDT
Att: 29,363 - Unknown - 65 F

AB 36
R 8
H 12
RBI 7
BB 2
SO 10
LOB 12



Batter	1	2	3	4	5	6	7	8	9	AB	R	H	RBI	BB	SO	LOB	TOP								
2 Derek Jeter, R OBP: 0.591, SLG: 0.654										3	2	3	0	2	0	0	New York Yankees @ Anaheim Angels Anaheim Stadium, Anaheim, CA Mon Apr 07 1997, 10:05 PM EDT Att: 16,514 - Unknown - 68 F								
Charlie Hayes, R OBP: 0.545, SLG: 0.556										5	0	2	0	0	1	5									
Bernie Williams, S OBP: 0.387, SLG: 0.304										3	0	1	1	1	0	4									
Cecil Fielder, R OBP: 0.241, SLG: 0.208										5	0	1	1	0	1	4									
Tino Martinez, L OBP: 0.414, SLG: 0.720										5	0	0	0	0	5										
Mark Whiten, S OBP: 0.692, SLG: 0.556										3	3	2	0	2	1	2									
Paul O'Neill, L OBP: 0.519, SLG: 0.708										4	0	2	1	0	0	1									
Joe Girardi, R OBP: 0.200, SLG: 0.300										4	0	1	1	0	0	2									
Pat Kelly, R OBP: 0.250, SLG: 0.286										3	0	0	0	0	3	1									
Wade Boggs, L OBP: 0.476, SLG: 0.286										0	0	0	0	1	0	0									
Luis Sojo, R OBP: 0.682, SLG: 0.286										0	0	0	0	0	0	0									
Inning Stats	R: 1 E: 0 K: 1 S: 12	H: 2 LOB: 2 BB: 1 P: 20	R: 0 E: 0 K: 1 S: 7	H: 0 LOB: 0 BB: 0 P: 12	R: 0 E: 0 K: 0 S: 12	H: 3 LOB: 2 BB: 0 P: 20	R: 1 E: 0 K: 1 S: 11	H: 1 LOB: 0 BB: 1 P: 19	R: 0 E: 0 K: 0 S: 5	H: 0 LOB: 1 BB: 0 P: 12	R: 1 E: 0 K: 1 S: 13	H: 2 LOB: 1 BB: 0 P: 19	R: 1 E: 0 K: 0 S: 12	H: 2 LOB: 1 BB: 0 P: 17	R: 1 E: 0 K: 1 S: 11	H: 1 LOB: 3 BB: 3 P: 27	R: 0 E: 0 K: 1 S: 10	H: 1 LOB: 0 BB: 0 P: 14	1B: 10 2B: 2 3B: 0 HR: 0	SF: 1 SAC: 0 DP: 2 HBP: 0	WP: 0 PB: 2 SB: 0 CS: 1	PA: 43			
PITCHER	IP	WLS	BF	H	R	ER	SO	BB	IBB	HBP	BLK	WP	HR	S	P	ERA	WHIP								
Mark Langston, L ERA: 3.0	6.0	L	27	8	3	3	4	3	0	0	0	0	0	60	102	4.50	1.833								
Dennis Springer, R ERA: 27.0	1.0		7	3	2	2	0	1	0	0	0	0	0	13	22	18.00	4.000								
Mike James, R ERA: 1.93	1.0		5	0	0	0	1	1	1	0	0	0	0	10	22	0.00	1.000								
Mike Holtz, L ERA:	1.0		3	1	0	0	1	0	0	0	0	0	0	10	14	0.00	1.000								

AB	35
R	5
H	12
RBI	4
BB	6
SO	6
LOB	24



Batter	1	2	3	4	5	6	7	8	9	AB	R	H	RBI	BB	SO	LOB	BOTTOM								
Orlando Palmeiro, L OBP: 0.500, SLG: 0.667										5	0	3	2	0	0	1	New York Yankees @ Anaheim Angels Anaheim Stadium, Anaheim, CA Mon Apr 07 1997, 10:05 PM EDT Att: 16,514 - Unknown - 68 F								
Craig Grebeck, R OBP: 0.400, SLG: 0.250										4	0	1	0	1	0	2									
Dave Hollins, S OBP: 0.370, SLG: 0.333										4	0	0	0	0	1	6									
Tim Salmon, R OBP: 0.379, SLG: 0.348										3	0	0	0	1	1	4									
Eddie Murray, S OBP: 0.333, SLG: 0.286										2	0	0	0	0	2	2									
Darin Erstad, L OBP: 0.370, SLG: 0.500										2	0	1	0	0	1	0									
16 Garret Anderson, L OBP: 0.462, SLG: 0.577										4	1	1	0	0	0	1									
Jim Leyritz, R OBP: 0.333, SLG: 0.333										3	1	1	0	0	0	0									
Jack Howell, L OBP: 0.250, SLG: 1.000										1	0	0	0	0	1	1									
Todd Greene, R OBP: 0.500, SLG: 0.667										3	1	1	1	0	1	0									
Jim Edmonds, L OBP: 0.346, SLG: 0.550										1	0	0	0	0	0	1									
Jorge Fabregas, L OBP: 0.333, SLG: 0.435										4	0	2	0	0	0	0									
Gary Disarcina, R OBP: 0.333, SLG: 0.435										4	0	2	0	0	0	0									
Inning Stats	R: 0 E: 0 K: 1 S: 12	H: 1 LOB: 2 BB: 1 P: 20	R: 0 E: 0 K: 1 S: 8	H: 0 LOB: 0 BB: 0 P: 11	R: 0 E: 0 K: 1 S: 11	H: 1 LOB: 1 BB: 0 P: 16	R: 0 E: 0 K: 0 S: 6	H: 0 LOB: 0 BB: 0 P: 12	R: 0 E: 0 K: 0 S: 7	H: 1 LOB: 1 BB: 0 P: 8	R: 0 E: 0 K: 0 S: 8	H: 1 LOB: 0 BB: 0 P: 10	R: 3 E: 0 K: 2 S: 23	H: 5 LOB: 3 BB: 1 P: 36	R: 0 E: 0 K: 1 S: 10	H: 1 LOB: 0 BB: 0 P: 13	R: 0 E: 0 K: 0 S: 7	H: 0 LOB: 0 BB: 0 P: 10	1B: 8 2B: 2 3B: 0 HR: 0	SF: 0 SAC: 0 DP: 0 HBP: 0	WP: 2 PB: 0 SB: 0 CS: 1	PA: 39			
PITCHER	IP	WLS	BF	H	R	ER	SO	BB	IBB	HBP	BLK	WP	HR	S	P	ERA	WHIP								
Andy Pettite, L ERA: 3.65	0.1	W	28	3	3	3	5	1	0	0	0	1	0	3	7	0.00	3.000								
Graeme Lloyd, L ERA:	0.1		2	0	0	0	0	1	0	0	0	0	0	3	7	0.00	3.000								
Brian Boehringer, R ERA:	0.1		1	0	0	0	1	0	0	0	0	0	0	3	5	0.00	0.000								
Mike Stanton, L ERA:	0.1		2	1	0	0	0	0	0	0	0	0	0	5	7	0.00	3.000								
42 Mariano Rivera, R ERA:	1.2	S	5	0	0	0	1	0	0	0	0	0	0	12	16	0.00	0.000								

AB	36
R	3
H	10
RBI	3
BB	2
SO	7
LOB	18



Batter	1	2	3	4	5	6	7	8	9	AB	R	H	RBI	BB	SO	LOB	TOP				
2 Derek Jeter, R OBP: 0.591, SLG: 0.686 Luis Sojo, R (8, FH) (8, 6)	0-0 FC5-4 1B	0-0 SH BB	4-0 E 1B BB	0-3 K		2-1 F9		1-1 P6		3	1	1	1	1	1	3					
Wade Boggs, L OBP: 0.468, SLG: 0.455 Charlie Hayes, R OBP: 0.500, SLG: 0.500	1-0 FC5-4 1B	4-2 3-H BB	1-1 E8 1B 1B	2-1 F8		1-0 G4-3		1-1 G6-3		4	1	2	2	1	0	3					
Bernie Williams, S OBP: 0.419, SLG: 0.375	1-2 FC5-4 G3-6-3 1-2 2-3	2-1 SF8 BB	1B 1B SF7 BB		0-1 G4-3		2-3 K		4-0 FC4-6 BB	3	1	0	1	2	1	2					
Tino Martinez, L OBP: 0.390, SLG: 0.649	2-0 G3-6-3 1-2	0-0 F8	SF7 1B E 1B		0-0 G4-3		1-2 1B		0-3 K	6	1	2	1	0	1	5					
Cecil Fielder, R OBP: 0.195, SLG: 0.167		2-3 K	K		0-1 P2		1-3 K		1-1 FC4-6 1-2	6	0	1	1	0	3	2					
Paul O'Neill, L OBP: 0.526, SLG: 0.818		1-1 1B 2B	1B 2B SF7			0-0 1B 2B		2-2 F7		4	2	3	1	0	0	1					
Mark Whiten, S OBP: 0.667, SLG: 0.632		1-0 1B 2B	1B 1B E9			2-2 1B 1B		4-2 FC6-4 BB		4	2	4	1	1	0	0					
Mariano Duncan, R OBP: 0.435, SLG: 0.545		1-2 2B SH	2B K			0-0 1B		0-0 FC6-4 1-2		5	2	3	3	0	1	3					
20 Jorge Posada, S OBP: 0.250, SLG: 0.250		0-0 BB SH 1B	2B E 1B		3-3 K		0-0 P5		2-1 F8	5	2	2	1	0	1	4					
Inning Stats	R: 0 E: 0 K: 0 S: 6	H: 2 LOB: 1 BB: 0 P: 10	R: 4 E: 1 K: 1 S: 17	H: 4 LOB: 2 BB: 1 P: 28	R: 8 E: 2 K: 2 S: 21	H: 8 LOB: 2 BB: 2 P: 41	R: 0 E: 0 K: 2 S: 8	H: 0 LOB: 0 BB: 0 P: 13	R: 0 E: 0 K: 0 S: 5	H: 3 LOB: 3 BB: 0 P: 14	R: 0 E: 0 K: 2 S: 13	H: 1 LOB: 1 BB: 0 P: 19	R: 0 E: 0 K: 0 S: 8	H: 0 LOB: 1 BB: 1 P: 15	R: 0 E: 0 K: 1 S: 9	H: 0 LOB: 1 BB: 1 P: 15	1B: 15 2B: 3 HR: 0	SF: 2 SAC: 1 DP: 1 HBP: 0	WP: 0 PB: 0 SB: 0 CS: 0	PA: 50	
PITCHER	IP	WLS	BF	H	R	ER	SO	BB	IBB	HBP	BLK	WP	HR	S	P	ERA	WHIP				
Allen Watson, L ERA: 13.5	2.1	L	18	10	8	7	2	1	0	0	0	0	0	34	54	27.00	4.714				
Dennis Springer, R ERA: 10.29	5.2		28	8	4	4	5	3	0	0	0	0	0	53	91	6.35	1.941				
Mike Holtz, L ERA:	1.0		4	0	0	0	1	1	0	0	0	0	0	9	15	0.00	1.000				

New York Yankees @ Anaheim Angels
Anaheim Stadium, Anaheim, CA
Wed Apr 09 1997, 10:05 PM EDT
Att: 19,242 - Unknown - 60 F

AB 42
R 12
H 18
RBI 12
BB 5
SO 8
LOB 24



Batter	1	2	3	4	5	6	7	8	9	AB	R	H	RBI	BB	SO	LOB	BOTTOM				
Craig Grebeck, R OBP: 0.286, SLG: 0.091	4-1 16 G4-3 BB		1-0 F9	2-0 F7			0-1 F9		1-1 G6-3	4	0	0	0	1	0	3					
16 Garret Anderson, L OBP: 0.417, SLG: 0.486	0-1 G4-3 1-2		1-2 G4-3		0-2 G1-6-3		0-2 FC3-6 1-2			4	0	0	0	0	0	3					
Dave Hollins, S OBP: 0.378, SLG: 0.441	1-1 1B			0-1 E6 1B 1B	0-2 G5-3		2-3 K			4	1	2	0	0	1	1					
Tim Salmon, R OBP: 0.359, SLG: 0.313	2-3 K			3-2 1B 1B	0-0 1B			0-1 F9		4	1	2	0	0	1	1					
Jim Edmonds, L OBP: 0.361, SLG: 0.567		2-2 F9		3-2 1B 2B 1B	0-1 F7			0-0 F8		4	1	1	1	0	0	1					
Jim Leyritz, R OBP: 0.375, SLG: 0.500		0-0 L6		1-2 2B G4-3 1B		2-1 G6-3		1-0 L4		4	1	1	1	0	0	0					
Eddie Murray, S OBP: 0.394, SLG: 0.353		1-1 G1-3		0-0 G4-3 1-3 2-H 2B		0-0 F8			4-1 WP G4-3 BB	3	1	1	1	1	0	0					
Todd Greene, R OBP: 0.273, SLG: 0.222			1-1 G1-3	0-3 K		0-0 G4-3			0-0 L6	4	0	0	0	0	1	3					
Gary Disarcina, R OBP: 0.394, SLG: 0.531			0-1 2B	1-1 G4-3			0-0 16 FC3-6 1B		2-1 G4-3 1-H	4	0	2	2	0	0	1					
Inning Stats	R: 0 E: 0 K: 1 S: 8	H: 1 LOB: 1 BB: 1 P: 15	R: 0 E: 0 K: 0 S: 6	H: 0 LOB: 0 BB: 0 P: 9	R: 0 E: 1 K: 1 S: 8	H: 1 LOB: 1 BB: 0 P: 11	R: 4 E: 1 K: 1 S: 21	H: 5 LOB: 1 BB: 0 P: 31	R: 0 E: 0 K: 0 S: 9	H: 1 LOB: 1 BB: 0 P: 9	R: 0 E: 0 K: 1 S: 4	H: 1 LOB: 1 BB: 0 P: 11	R: 0 E: 0 K: 0 S: 4	H: 0 LOB: 0 BB: 0 P: 5	R: 1 E: 0 K: 0 S: 6	H: 0 LOB: 0 BB: 1 P: 13	1B: 7 2B: 2 HR: 0	SF: 0 SAC: 0 DP: 1 HBP: 0	WP: 2 PB: 0 SB: 0 CS: 0	PA: 37	
PITCHER	IP	WLS	BF	H	R	ER	SO	BB	IBB	HBP	BLK	WP	HR	S	P	ERA	WHIP				
David Wells, L ERA: 3.38	9.0	W	37	9	5	5	3	2	0	0	0	1	0	75	110	5.00	1.222				

New York Yankees @ Anaheim Angels
Anaheim Stadium, Anaheim, CA
Wed Apr 09 1997, 10:05 PM EDT
Att: 19,242 - Unknown - 60 F

AB 35
R 5
H 9
RBI 5
BB 2
SO 3
LOB 13



Batter	1	2	3	4	5	6	7	8	9	AB	R	H	RBI	BB	SO	LOB	TOP				
Darin Erstad, L OBP: 0.391, SLG: 0.412	G4-3		E3		F9					3	0	0	0	1	0	0	Anaheim Angels @ Cleveland Indians Jacobs Field, Cleveland, OH Fri Apr 11 1997, 3:33 AM EDT Att: 42,643 - Cloudy - 51 F				
Luis Alcaez, S OBP: 0.345, SLG: 0.261	G1-3		L4-6		K					4	0	0	0	0	1	2					
Jim Edmonds, L OBP: 0.350, SLG: 0.529	K				L4			F8		4	0	1	0	0	1	0					
Tim Salmon, R OBP: 0.326, SLG: 0.278		K				G5-3		P3		4	0	0	0	0	2	1					
Dave Hollins, S OBP: 0.415, SLG: 0.459								G4-3		3	1	2	0	0	0	0					
16 Garret Anderson, L OBP: 0.400, SLG: 0.462		FC6-4							F7	4	1	1	0	0	0	2					
Eddie Murray, S OBP: 0.385, SLG: 0.429										4	1	2	0	0	1	3					
Jorge Fabregas, L OBP: 0.167, SLG: 0.091										4	0	1	3	0	1	2					
Gary Disarcina, R OBP: 0.351, SLG: 0.472										4	0	0	0	0	0	3					
Inning Stats	R: 0 E: 0 K: 1 S: 9	H: 0 LOB: 0 BB: 0 P: 15	R: 2 E: 0 K: 1 S: 14	H: 3 LOB: 1 BB: 0 P: 23	R: 0 E: 1 K: 1 S: 13	H: 1 LOB: 1 BB: 0 P: 17	R: 1 E: 0 K: 1 S: 13	H: 2 LOB: 1 BB: 0 P: 21	R: 0 E: 0 K: 1 S: 9	H: 0 LOB: 1 BB: 0 P: 14	R: 0 E: 0 K: 1 S: 12	H: 0 LOB: 1 BB: 0 P: 15	R: 0 E: 0 K: 1 S: 7	H: 0 LOB: 1 BB: 1 P: 11	R: 0 E: 0 K: 0 S: 3	H: 1 LOB: 1 BB: 0 P: 8	1B: 6 2B: 2 3B: 0 HR: 0	SF: 0 SAC: 0 DP: 1 HBP: 1	WP: 0 PB: 0 SB: 1 CS: 0	PA: 36	
PITCHER	IP	WLS	BF	H	R	ER	SO	BB	IBB	HBP	BLK	WP	HR	S	P	ERA	WHIP				
Chad Ogea, R ERA: 4.15	(1, 1)	7.0	W	29	6	3	3	6	1	0	1	0	0	0	77	116	3.86	1.000			
Michael Jackson, R ERA: 1.5	(8, 1)	1.0		3	0	0	0	0	0	0	0	0	0	3	6	0.00	0.000				
Jose Mesa, R ERA:	(9, 1)	1.0		4	1	0	0	0	0	0	0	0	0	5	8	0.00	1.000				

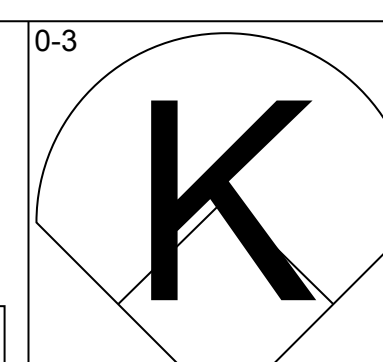
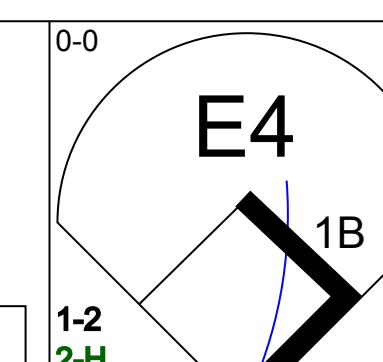
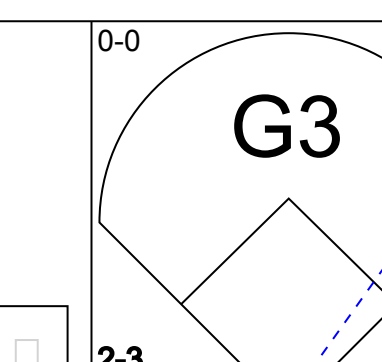
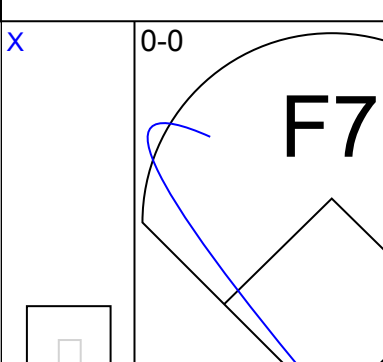
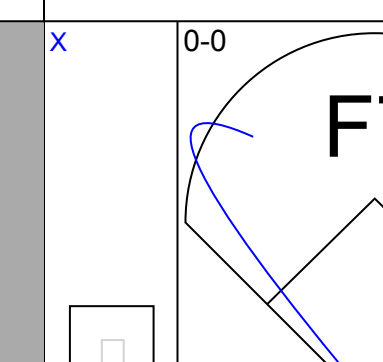
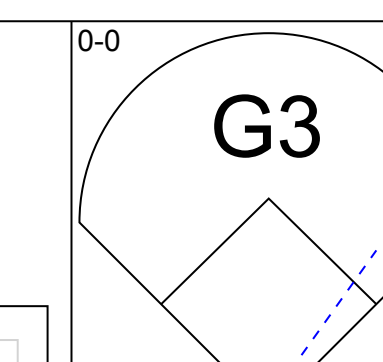
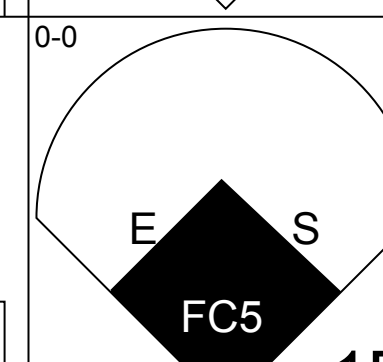
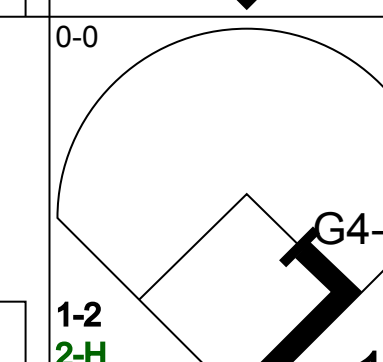
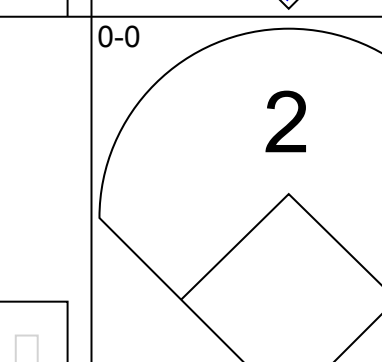
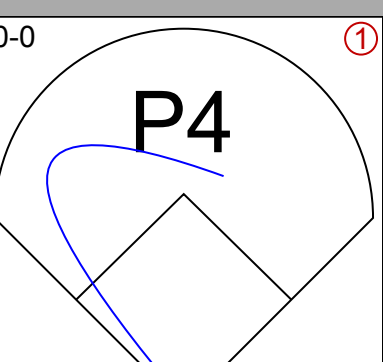
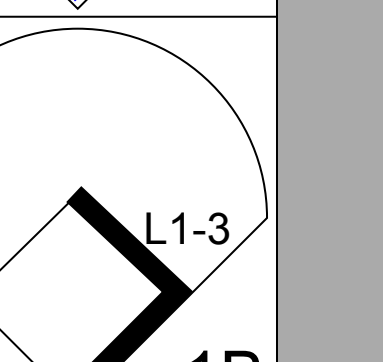
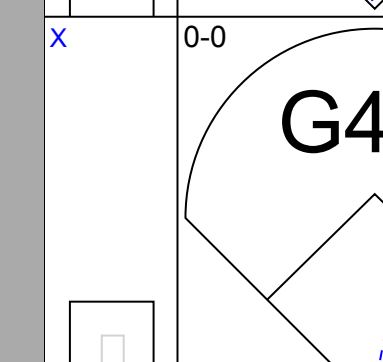
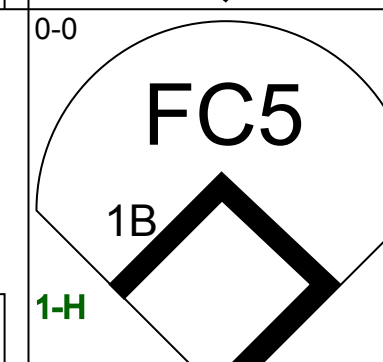
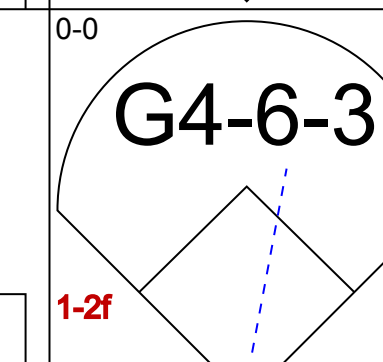
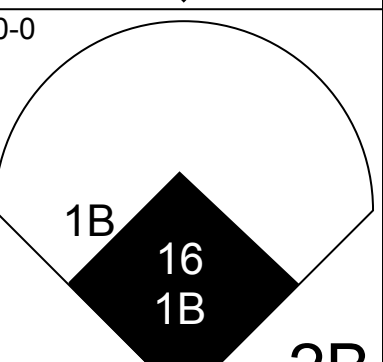
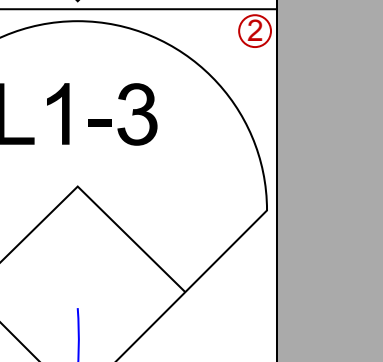
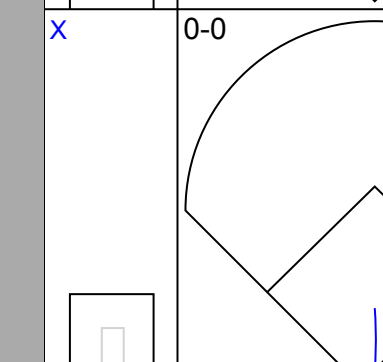
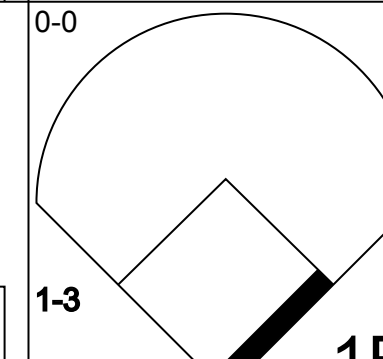
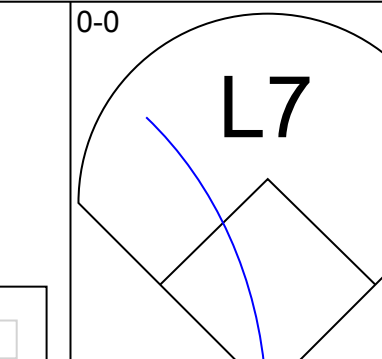
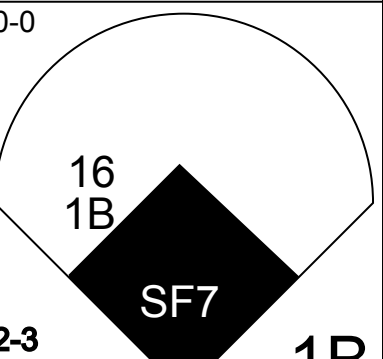

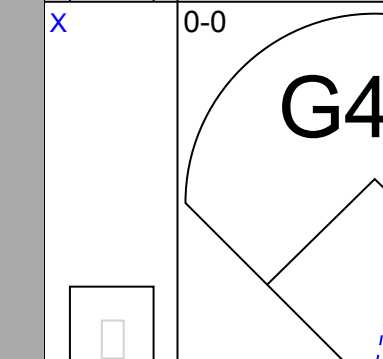
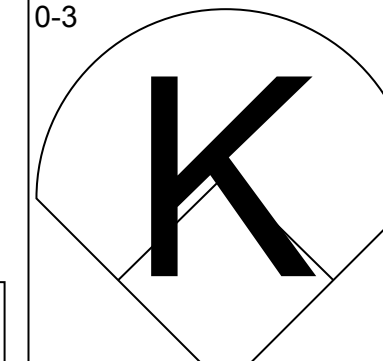
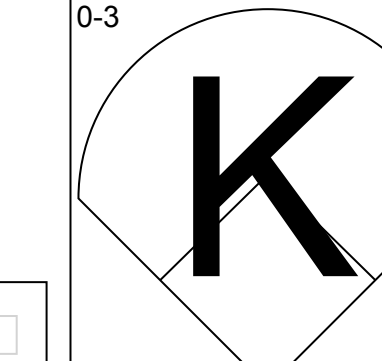
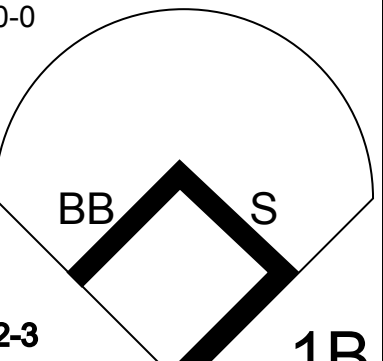
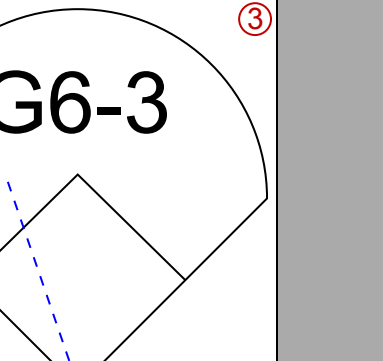
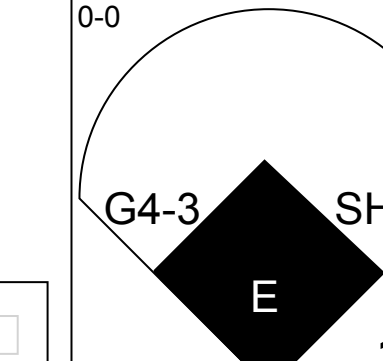
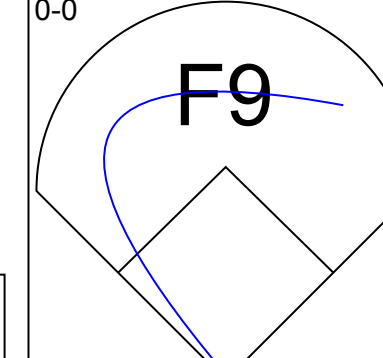
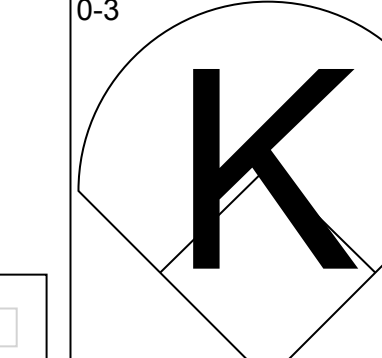
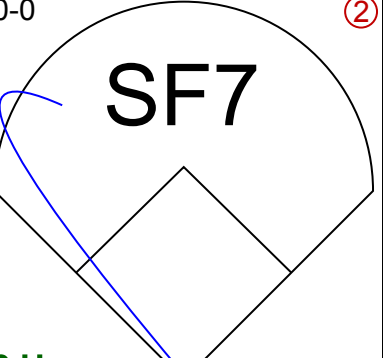
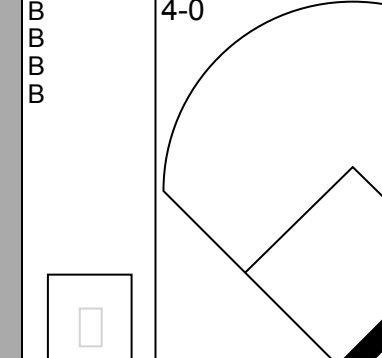
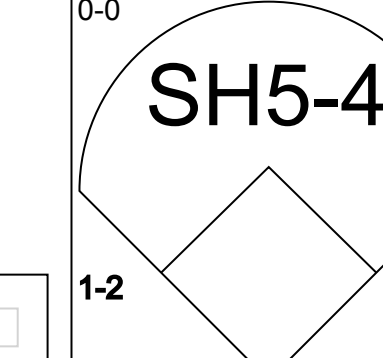
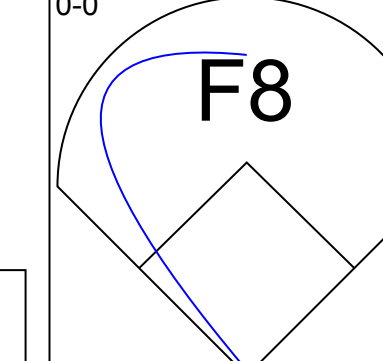
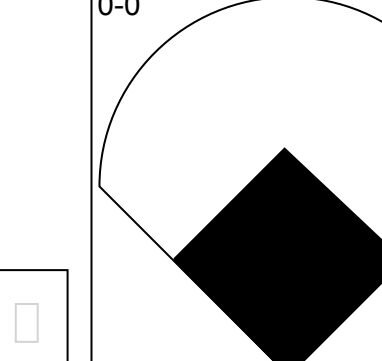
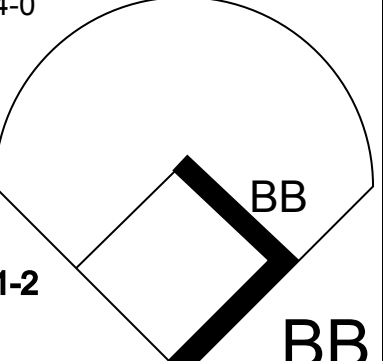
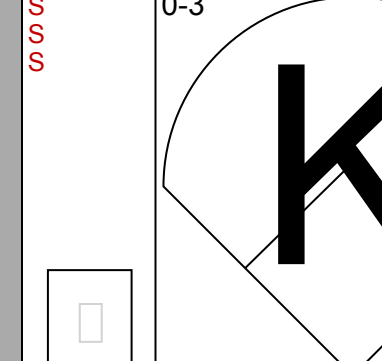
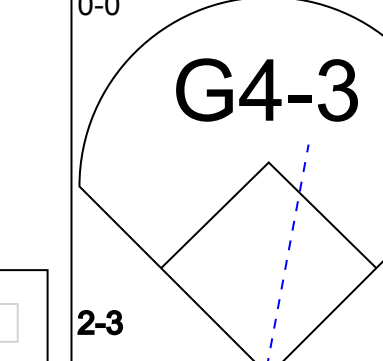
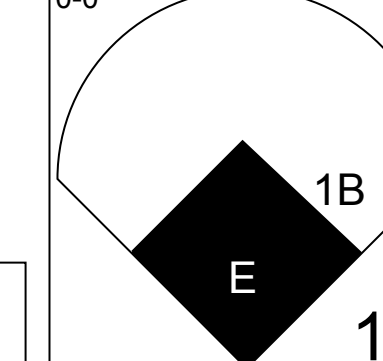
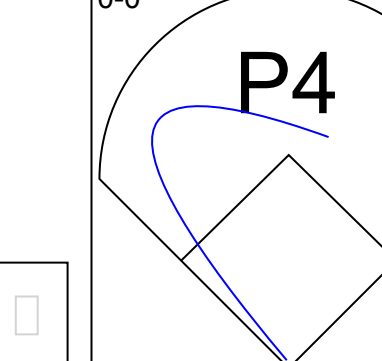
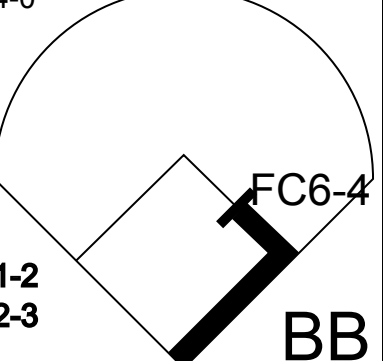
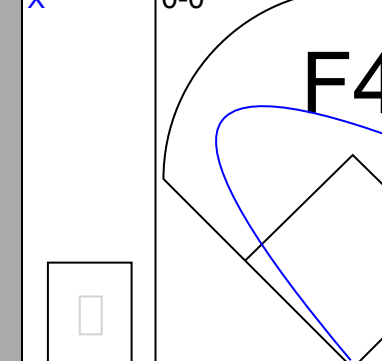
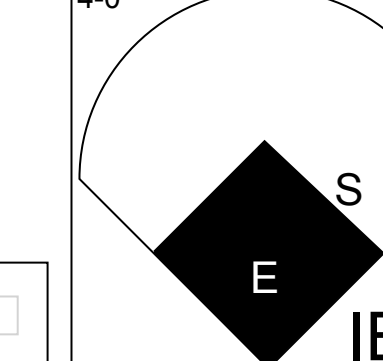
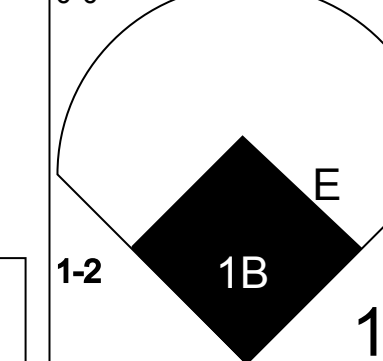
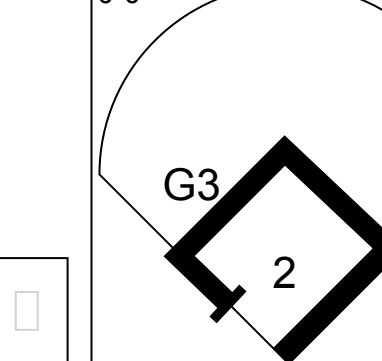
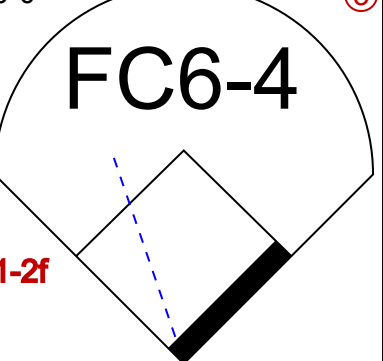
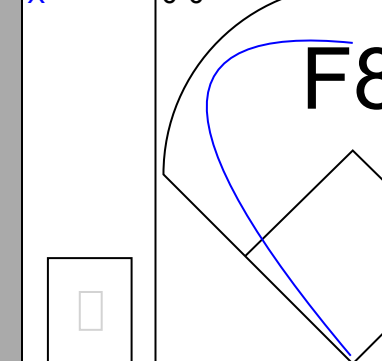
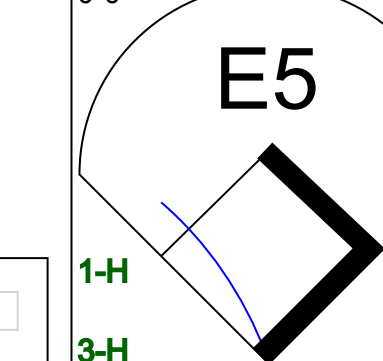
Batter	1	2	3	4	5	6	7	8	9	AB	R	H	RBI	BB	SO	LOB	BOTTOM				
Marquis Grissom, R OBP: 0.317, SLG: 0.361										3	2	3	2	1	0	0	Anaheim Angels @ Cleveland Indians Jacobs Field, Cleveland, OH Fri Apr 11 1997, 3:33 AM EDT Att: 42,643 - Cloudy - 51 F				
Chad Curtis, R OBP: 1.000, SLG: 4.000										0	1	0	0	2	0	0					
Omar Vizquel, S OBP: 0.355, SLG: 0.405										5	0	3	4	0	1	2					
Jim Thome, L OBP: 0.488, SLG: 0.484										5	0	1	2	0	4	5					
Matt Williams, R OBP: 0.310, SLG: 0.324										4	1	1	0	1	0	3					
David Justice, L OBP: 0.550, SLG: 0.833										4	2	3	0	0	0	2					
Brian Giles, L OBP: 0.333, SLG: 0.727										0	0	0	0	1	0	0					
Manny Ramirez, R OBP: 0.343, SLG: 0.500										5	2	2	3	0	0	3					
Julio Franco, R OBP: 0.424, SLG: 0.490										4	1	1	1	1	2	0					
Kevin Mitchell, R OBP: 0.306, SLG: 0.625										5	2	2	3	0	2	1					
Sandy Alomar Jr., R OBP: 0.581, SLG: 1.194										5	4	4	0	0	0	0					
Inning Stats	R: 0 E: 0 K: 2 S: 11	H: 1 LOB: 1 BB: 0 P: 15	R: 6 E: 0 K: 0 S: 19	H: 7 LOB: 1 BB: 1 P: 37	R: 0 E: 0 K: 1 S: 9	H: 0 LOB: 0 BB: 0 P: 14	R: 0 E: 0 K: 1 S: 11	H: 0 LOB: 1 BB: 1 P: 18	R: 6 E: 0 K: 1 S: 22	H: 7 LOB: 1 BB: 0 P: 35	R: 0 E: 0 K: 1 S: 14	H: 1 LOB: 1 BB: 1 P: 25	R: 2 E: 0 K: 1 S: 20	H: 2 LOB: 2 BB: 2 P: 36	R: 1 E: 0 K: 2 S: 16	H: 2 LOB: 2 BB: 1 P: 26	1B: 15 2B: 3 3B: 0 HR: 2	SF: 1 SAC: 1 DP: 2 HBP: 0	WP: 0 PB: 0 SB: 1 CS: 0	PA: 48	
PITCHER	IP	WLS	BF	H	R	ER	SO	BB	IBB	HBP	BLK	WP	HR	S	P	ERA	WHIP				
Mark Gubicza, R ERA: 25.07	(1, 1)	1.0	L	10	7	6	6	2	0	0	0	0	0	1	23	37	54.00	7.000			
Shigetoshi Hasegawa, R ERA: 11.57	(2, 1)	3.1		19	8	6	6	3	2	0	0	0	1	44	74	16.20	3.000				
Darrell May, L ERA: 7.71	(5, 1)	2.1		12	3	2	2	2	3	0	0	0	0	36	64	7.71	2.571				
Pep Harris, R ERA: 1.86	(7, 1)	1.1		7	2	1	1	2	1	0	0	0	0	19	31	6.75	2.250				

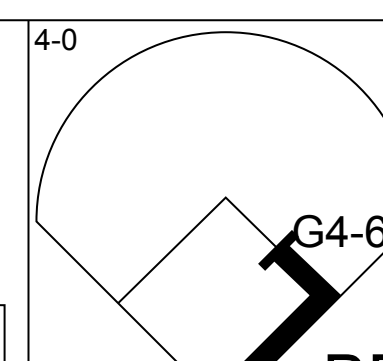
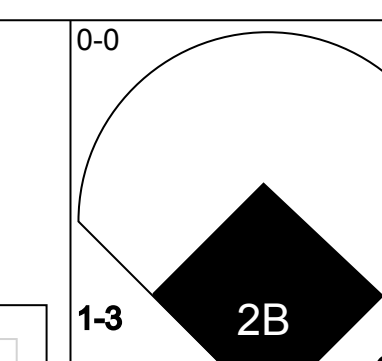
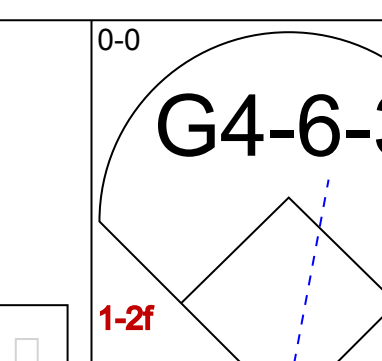
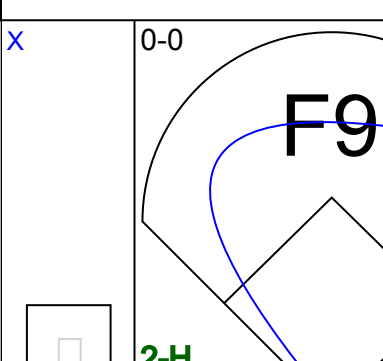
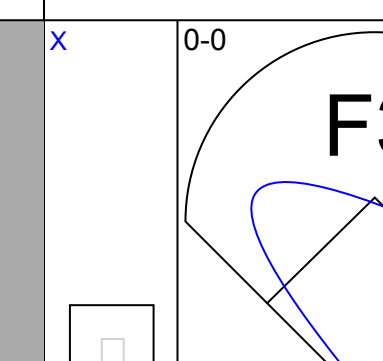
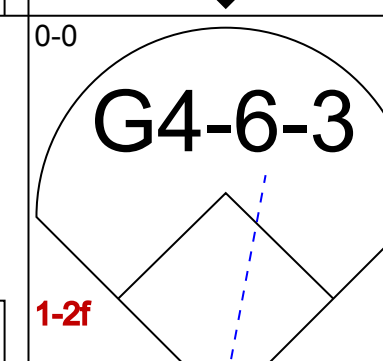
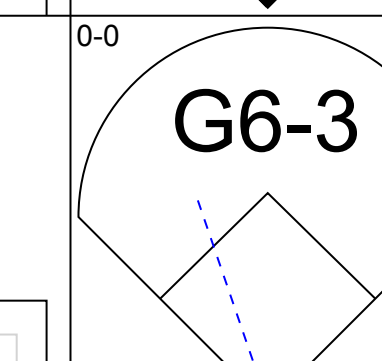
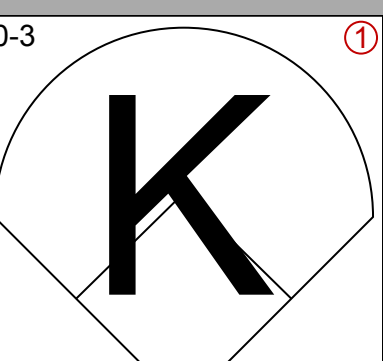
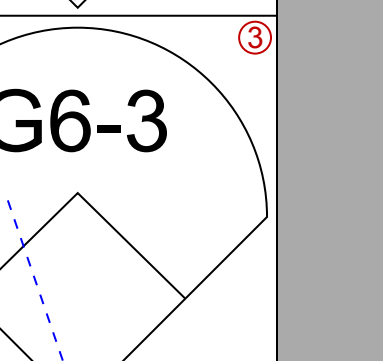
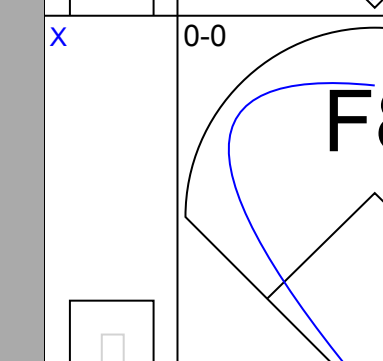
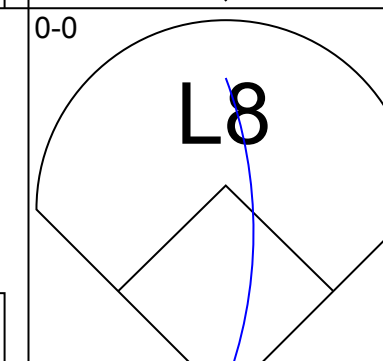
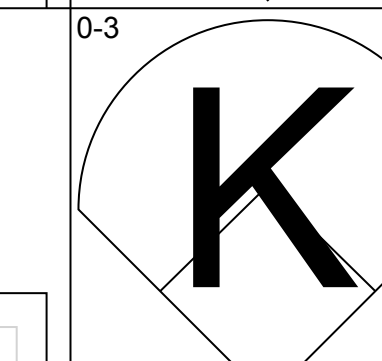
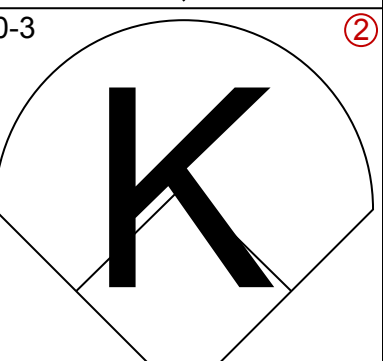
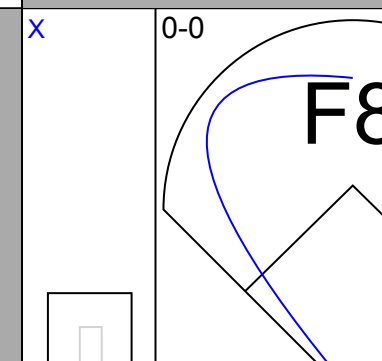
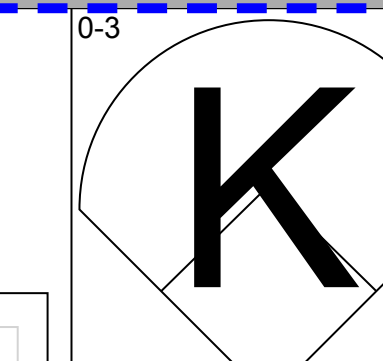
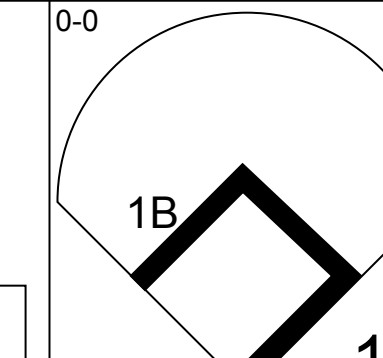
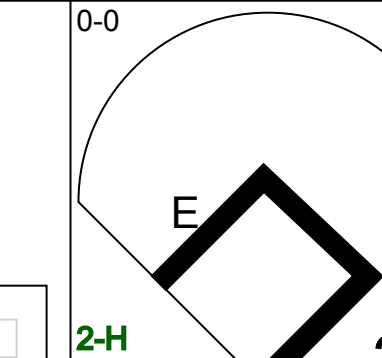
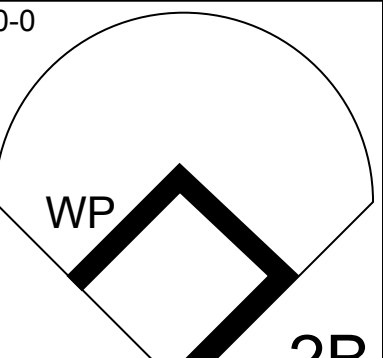
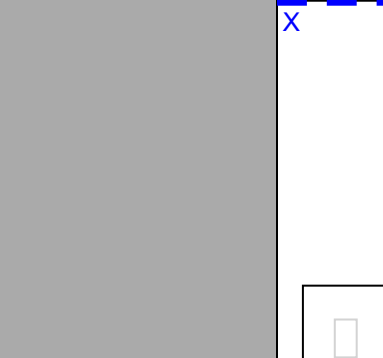
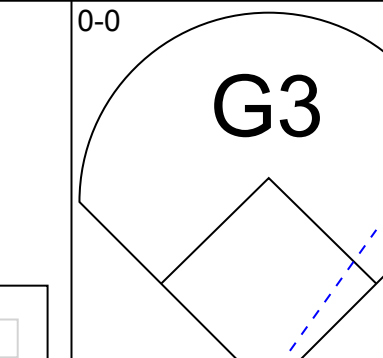
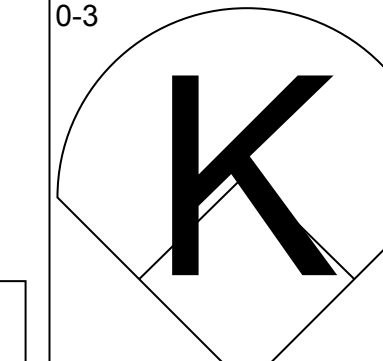
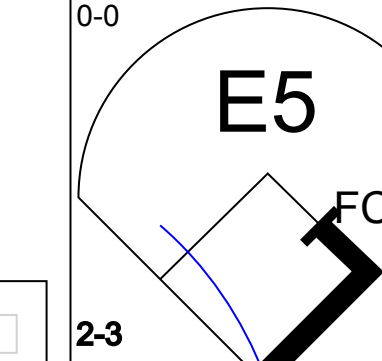
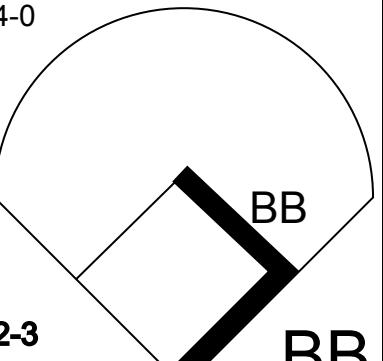
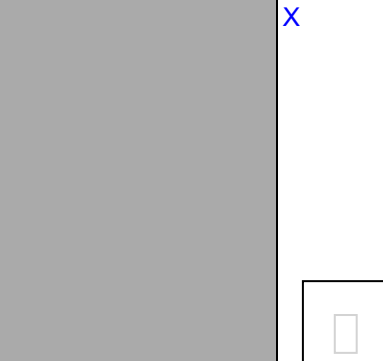
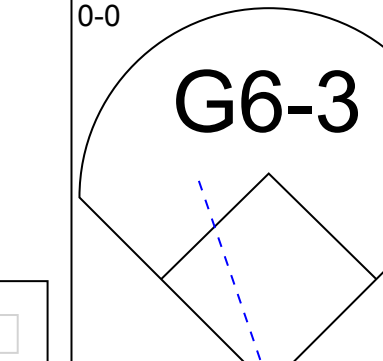
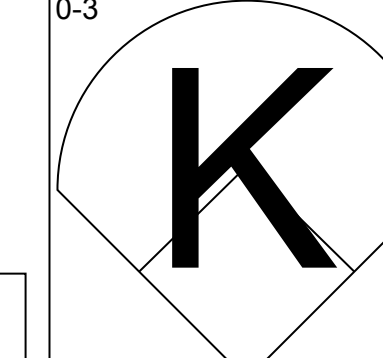
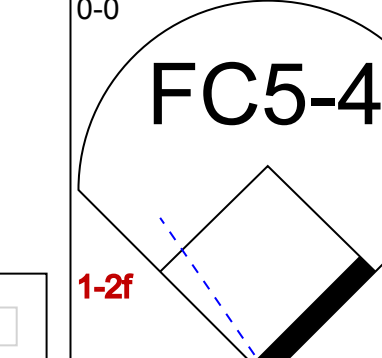
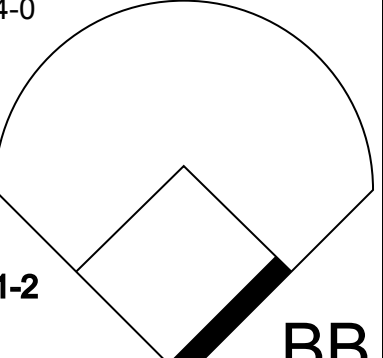
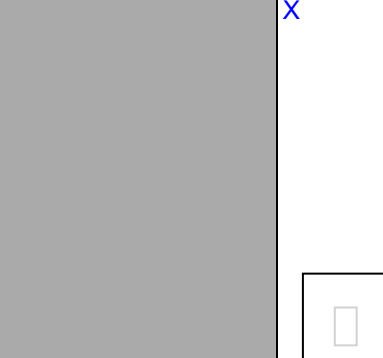
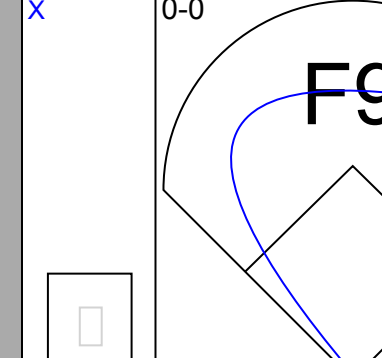
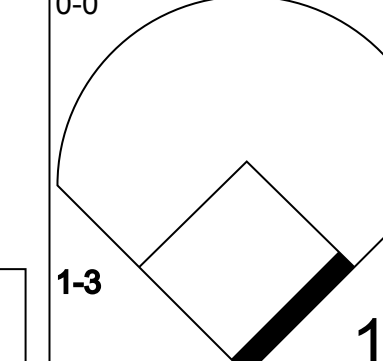

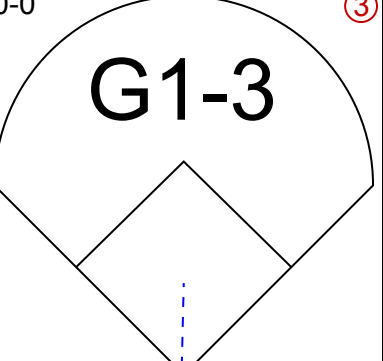
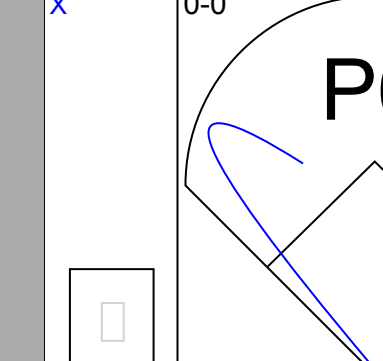


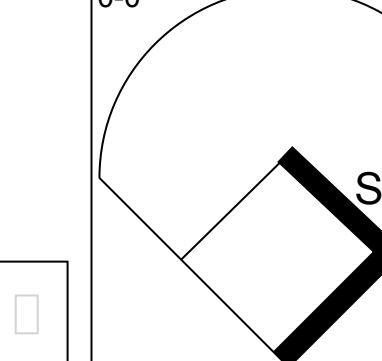
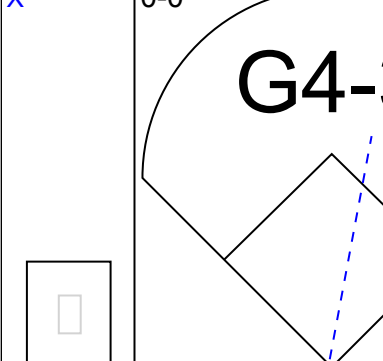
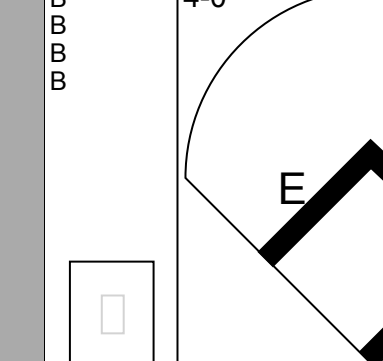

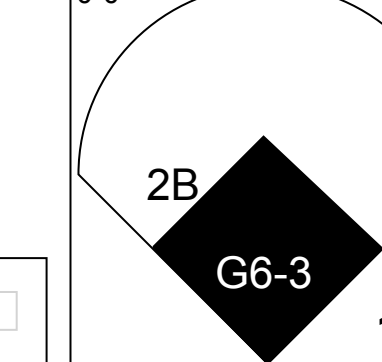
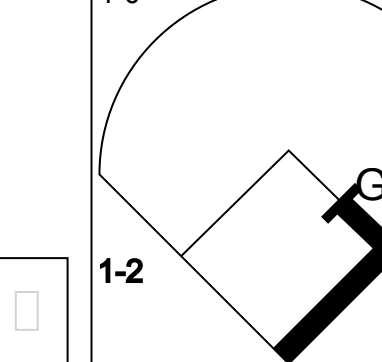
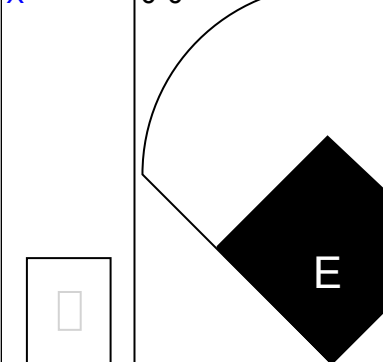
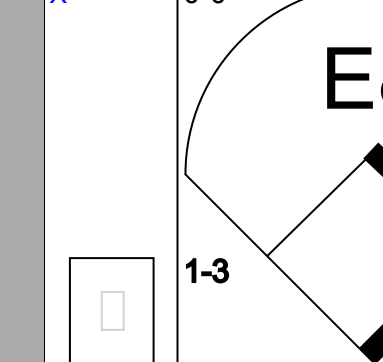
AB	34
R	3
H	7
RBI	3
BB	1
SO	6
LOB	13



AB	40
R	15
H	20
RBI	15
BB	6
SO	9
LOB	16




Batter	1	2	3	4	5	6	7	8	9	AB	R	H	RBI	BB	SO	LOB	TOP				
Orlando Palmeiro, L OBP: 0.333, SLG: 0.357 (1, 9)										6	0	0	0	0	1	3	Anaheim Angels @ Cleveland Indians Jacobs Field, Cleveland, OH Sun Apr 13 1997, 3:33 AM EDT Att: 41,218 - Overcast - 40 F				
Darin Erstad, L OBP: 0.381, SLG: 0.436 (1, 3)										5	1	3	1	0	0	0					
Jim Edmonds, L OBP: 0.356, SLG: 0.538 (1, 8)										5	1	2	1	0	0	3					
Dave Hollins, S OBP: 0.435, SLG: 0.463 (1, 5)											4	1	2	0	1	0		1			
16 Garret Anderson, L OBP: 0.400, SLG: 0.455 (1, 7)											5	1	2	1	0	2		4			
Jim LeVritz, R OBP: 0.397, SLG: 0.462 Jorge Fabregas, L OBP: 0.167, SLG: 0.091 (1, 2) (7, 2)											2	0	0	1	1	1		2			
Eddie Murray, S OBP: 0.387, SLG: 0.520 (1, 10)											4	1	1	1	1	1		2			
Luis Alicea, S OBP: 0.382, SLG: 0.269 (1, 4)											3	2	1	0	2	0		1			
Gary Disarcina, R OBP: 0.357, SLG: 0.488 (1, 6)											5	1	2	0	0	0		4			
Inning Stats	R: 1 E: 0 K: 2 S: 10	H: 2 LOB: 2 BB: 0 P: 10	R: 2 E: 1 K: 0 S: 6	H: 3 LOB: 1 BB: 0 P: 6	R: 0 E: 0 K: 2 S: 7	H: 0 LOB: 0 BB: 0 P: 7	R: 1 E: 0 K: 0 S: 4	H: 2 LOB: 1 BB: 0 P: 4	R: 2 E: 0 K: 0 S: 6	H: 3 LOB: 3 BB: 2 P: 14	R: 0 E: 0 K: 1 S: 4	H: 1 LOB: 2 BB: 1 P: 8	R: 0 E: 0 K: 1 S: 5	H: 0 LOB: 1 BB: 1 P: 9	R: 0 E: 0 K: 0 S: 4	H: 1 LOB: 1 BB: 0 P: 4		R: 2 E: 1 K: 0 S: 5	H: 1 LOB: 1 BB: 1 P: 9	1B: 10 2B: 2 3B: 0 HR: 1	SF: 1 SAC: 1 DP: 1 HBP: 0
PITCHER	IP	WLS	BF	H	R	ER	SO	BB	IBB	HBP	BLK	WP	HR	S	P	ERA	WHIP				
Jack McDowell, R ERA: 12.1 (1, 1)	4.2	L	26	10	6	6	4	1	0	0	0	0	1	32	36	11.57	2.357				
Steve Kline, L ERA: 1.38 (5, 1)	3.2		17	3	1	0	1	2	1	0	0	0	0	16	28	0.00	1.364				
Eric Plunk, R ERA: 6.0 (9, 1)	0.2		4	0	1	0	0	0	1	0	0	0	0	3	7	0.00	0.000				

Batter	1	2	3	4	5	6	7	8	9	AB	R	H	RBI	BB	SO	LOB	BOTTOM				
Marquis Grissom, R OBP: 0.326, SLG: 0.375 (1, 8)										4	1	1	0	1	0	4	Anaheim Angels @ Cleveland Indians Jacobs Field, Cleveland, OH Sun Apr 13 1997, 3:33 AM EDT Att: 41,218 - Overcast - 40 F				
Omar Vizquel, S OBP: 0.318, SLG: 0.357 (1, 6)										5	0	0	1	0	1	4					
Jim Thome, L OBP: 0.438, SLG: 0.417 (1, 3)											5	0	0	0	0	3		1			
Matt Williams, R OBP: 0.340, SLG: 0.405 (1, 5)										5	0	3	1	0	0	0					
Julio Franco, R OBP: 0.421, SLG: 0.382 (1, 4)										4	0	1	0	1	1	2					
Manny Ramirez, R OBP: 0.333, SLG: 0.457 (1, 9)										3	0	0	0	1	1	4					
David Justice, L OBP: 0.523, SLG: 0.765 (1, 7)										4	0	1	0	0	0	3					
Kevin Mitchell, R OBP: 0.325, SLG: 0.600 (1, 10)										3	0	1	0	1	0	2					
Sandy Alomar Jr., R OBP: 0.629, SLG: 1.206 (1, 2)										3	2	3	0	1	0	0					
Inning Stats	R: 0 E: 0 K: 0 S: 2	H: 0 LOB: 0 BB: 1 P: 6	R: 0 E: 0 K: 2 S: 9	H: 2 LOB: 2 BB: 0 P: 9	R: 2 E: 1 K: 1 S: 9	H: 3 LOB: 2 BB: 0 P: 9	R: 0 E: 0 K: 0 S: 3	H: 1 LOB: 1 BB: 1 P: 7	R: 0 E: 1 K: 0 S: 4	H: 1 LOB: 3 BB: 2 P: 16	R: 1 E: 1 K: 0 S: 4	H: 1 LOB: 0 BB: 0 P: 4	R: 0 E: 0 K: 0 S: 4	H: 1 LOB: 1 BB: 0 P: 4	R: 0 E: 1 K: 0 S: 4	H: 1 LOB: 2 BB: 1 P: 8		R: 0 E: 0 K: 1 S: 5	H: 0 LOB: 0 BB: 0 P: 5	1B: 6 2B: 4 3B: 0 HR: 0	SF: 0 SAC: 0 DP: 2 HBP: 0
PITCHER	IP	WLS	BF	H	R	ER	SO	BB	IBB	HBP	BLK	WP	HR	S	P	ERA	WHIP				
Mark Langston, L ERA: 3.18 (1, 1)	5.0	W	25	7	2	2	5	4	0	0	0	0	0	31	47	3.60	2.200				
Chuck McElroy, L ERA: 4.32 (6, 1)	1.1		5	1	1	0	0	0	0	0	0	0	0	5	5	0.00	0.750				
Pep Harris, R ERA: 1.59 (7, 1)	1.2		8	2	0	0	0	1	0	0	0	0	0	7	11	0.00	1.800				
Mike James, R ERA: 1.17 (9, 1)	1.0		3	0	0	0	1	0	0	0	0	0	0	5	5	0.00	0.000				

Batter	1	2	3	4	5	6	7	8	9	AB	R	H	RBI	BB	SO	LOB	TOP					
Orlando Palmeiro, L OBP: 0.273, SLG: 0.286 (1, 8)	G4-3		F9	P4			SH2-3 1B		L8	5	0	1	0	0	0	3	Anaheim Angels @ New York Yankees Yankee Stadium, Bronx, NY Tue Apr 15 1997, 7:05 PM EDT Att: 16,944 - Unknown - 56 F					
Craig Grebeck, R OBP: 0.286, SLG: 0.063 Jack Howell, L OBP: 0.333, SLG: 1.000 Luis Alica, S OBP: 0.395, SLG: 0.276 (9, PH)	G3				F8		SH2-3 1B		1B 2B 1B	2	0	0	0	1	0	0						
Dave Hollins, S OBP: 0.436, SLG: 0.438 (1, 5)	K				B1				2B 1B	4	1	1	0	1	2	2						
Tim Salmon, R OBP: 0.288, SLG: 0.267 (1, 9)		G5-3			F7				K	5	0	0	0	0	3	4						
Jim Leyritz, R OBP: 0.405, SLG: 0.686 (1, 2)						L5			WP 1B 1B	5	3	4	3	0	0	0						
Darin Erstad, L OBP: 0.392, SLG: 0.521 (1, 3)					1B 16 1B		16 S 1B		16 FC6-4 1B	5	1	3	2	0	0	2						
Eddie Murray, S OBP: 0.385, SLG: 0.485 (1, 10)					FC6-4 16 1B		16 G4-3 1B		L7	4	0	2	0	0	0	1						
16 Garret Anderson, L OBP: 0.377, SLG: 0.423 (1, 7)					S PB 1B		FC6-4 1B		FC6-4	4	0	2	1	0	0	3						
Gary Disarcina, R OBP: 0.326, SLG: 0.444 (1, 6)					F8		FC6-4		G1-3	4	0	0	0	0	0	4						
Inning Stats	R: 0 E: 0 K: 1 S: 11	H: 0 LOB: 0 BB: 0 P: 14	R: 1 E: 0 K: 0 S: 18	H: 1 LOB: 0 BB: 0 P: 30	R: 0 E: 0 K: 1 S: 15	H: 1 LOB: 2 BB: 1 P: 24	R: 2 E: 0 K: 0 S: 15	H: 4 LOB: 0 BB: 0 P: 22	R: 0 E: 0 K: 1 S: 5	H: 2 LOB: 1 BB: 0 P: 21	R: 0 E: 0 K: 1 S: 17	H: 1 LOB: 2 BB: 1 P: 25	R: 1 E: 0 K: 0 S: 11	H: 2 LOB: 1 BB: 0 P: 14	R: 2 E: 0 K: 1 S: 12	H: 3 LOB: 2 BB: 0 P: 14	1B: 11 2B: 2 3B: 0 HR: 1	SF: 0 SAC: 1 DP: 1 HBP: 0	WP: 1 PB: 1 SB: 2 CS: 0	PA: 42		
PITCHER	IP	WLS	BF	H	R	ER	SO	BB	IBB	HBP	BLK	WP	HR	S	P	ERA	WHIP					
David Wells, L ERA: 3.57 Jeff Nelson, R ERA: 5.87 Mike Stanton, L ERA: 42 Mariano Rivera, R ERA: 4.0	(1, 1)	6.2	30	9	3	3	3	2	0	0	0	0	0	1	91	135	4.05	1.650				
	(7, 1)	0.1	2	1	1	1	1	0	0	0	0	0	0	0	4	7	27.00	3.000				
	(8, 1)	1.0	4	1	0	0	0	0	0	0	0	1	0	10	13	0.00	1.000					
	(9, 1)	1.0	L	6	3	2	2	1	0	0	0	0	0	12	14	18.00	3.000					

Batter	1	2	3	4	5	6	7	8	9	AB	R	H	RBI	BB	SO	LOB	BOTTOM					
2 Derek Jeter, R OBP: 0.492, SLG: 0.574 (1, 6)	F9 BB BB		K					G6-3		3	0	1	1	2	1	2	Anaheim Angels @ New York Yankees Yankee Stadium, Bronx, NY Tue Apr 15 1997, 7:05 PM EDT Att: 16,944 - Unknown - 56 F					
Charlie Hayes, R OBP: 0.476, SLG: 0.500 (1, 5)					F8			K		4	0	1	0	1	1	3						
Bernie Williams, S OBP: 0.364, SLG: 0.396 (1, 8)	L7							F7		4	0	0	0	1	0	7						
Cecil Fielder, R OBP: 0.206, SLG: 0.207 (1, 10)					L4-3 BB					5	1	1	0	0	0	5						
Tino Martinez, L OBP: 0.328, SLG: 0.569 (1, 3)	K									4	2	1	1	1	1	2						
Mark Whiten, S OBP: 0.522, SLG: 0.658 (1, 7)										5	1	1	3	0	0	0						
Paul O'Neill, L OBP: 0.464, SLG: 0.680 (1, 9)										3	1	2	0	1	0	0						
Mariano Duncan, R OBP: 0.459, SLG: 0.500 Pat Kelly, R OBP: 0.385, SLG: 0.300 (7, PR)										4	0	2	0	0	0	2						
Joe Girardi, R OBP: 0.161, SLG: 0.207 (1, 2)										3	0	0	0	1	0	3						
Inning Stats	R: 0 E: 0 K: 1 S: 8	H: 0 LOB: 2 BB: 2 P: 20	R: 1 E: 0 K: 0 S: 15	H: 1 LOB: 3 BB: 2 P: 32	R: 3 E: 0 K: 1 S: 17	H: 3 LOB: 1 BB: 2 P: 35	R: 0 E: 0 K: 0 S: 7	H: 0 LOB: 0 BB: 1 P: 13	R: 0 E: 0 K: 0 S: 8	H: 1 LOB: 1 BB: 0 P: 12	R: 0 E: 0 K: 0 S: 7	H: 2 LOB: 2 BB: 0 P: 11	R: 1 E: 0 K: 0 S: 7	H: 2 LOB: 1 BB: 0 P: 12	R: 0 E: 0 K: 1 S: 10	H: 0 LOB: 0 BB: 0 P: 18	R: 0 E: 0 K: 0 S: 8	H: 0 LOB: 0 BB: 0 P: 14	1B: 6 2B: 2 3B: 0 HR: 2	SF: 0 SAC: 0 DP: 1 HBP: 0	WP: 0 PB: 0 SB: 0 CS: 2	PA: 42
PITCHER	IP	WLS	BF	H	R	ER	SO	BB	IBB	HBP	BLK	WP	HR	S	P	ERA	WHIP					
Chuck Finley, L ERA: 18.6 Rich DeLucia, R ERA: 4.91 Darrell May, L ERA: 4.91 Pep Harris, R ERA: 2.08 Shigetoshi Hasegawa, R ERA: 10.45	(1, 1)	2.0	16	4	4	4	1	5	0	0	0	0	0	1	32	69	18.00	4.500				
	(3, 1)	2.0	6	0	0	0	1	2	0	0	0	0	0	15	31	0.00	1.000					
	(5, 1)	1.1	6	2	0	0	0	0	0	0	0	0	0	11	17	0.00	1.500					
	(6, 1)	1.2	8	3	1	1	0	0	0	0	0	0	1	11	18	5.40	1.800					
	(8, 1)	1.0	W	3	0	0	1	0	0	0	0	0	0	10	18	0.00	0.000					

Batter	1	2	3	4	5	6	7	8	9	AB	R	H	RBI	BB	SO	LOB	TOP										
Darin Erstad, L (1, 3) OBP: 0.400, SLG: 0.510	4-0 G6-4-3 BB		0-2 F9-3 1B		0-1 F7		2-1 F8			3	0	1	0	1	0	2	Anaheim Angels @ Minnesota Twins Hubert H. Humphrey Metrodome, Minneapolis, MN Wed Apr 16 1997, 8:05 PM EDT Att: 11,517 - Dome - 67 F livebaseballscorecards.com										
Luis Alcaez, S (1, 4) OBP: 0.357, SLG: 0.242	1-2 G6-4-3 1-2f		0-0 F9-3 1-1			1-1 F7	3-1 L6-5 1-3			4	0	0	0	0	0	3											
Dave Hollins, S (1, 5) OBP: 0.441, SLG: 0.451	4-1 BB BB			1-3 K		0-0 WP 1B 2B		3-2 G6-3		3	1	1	0	1	1	0											
Tim Salmon, R (1, 9) OBP: 0.304, SLG: 0.255	4-2 SAFE 1-2 BB			0-0 G5-3		4-2 F8 1B 2-3 BB		2-3 K		2	0	0	0	2	1	0											
Jim Leyritz, R (1, 2) OBP: 0.390, SLG: 0.641	2-1 F9			3-2 G6-3		3-1 F8 1-2 3-H 1B		3-2 G5-3		4	0	1	1	0	0	2											
Jim Edmonds, L (1, 8) OBP: 0.373, SLG: 0.600					1-2 HR		0-0 F8 1-2 2-3 1B		1-2 G3-6-1 1B	4	1	2	1	0	1	2											
Eddie Murray, S (1, 10) OBP: 0.395, SLG: 0.472		0-2 G4-3					4-1 1B BB		0-0 G3-6-1 1-2f	3	0	1	0	1	0	1											
16 Garret Anderson, L (1, 7) OBP: 0.351, SLG: 0.393		1-0 P6			0-1 G4-6-3 1-2f 1B		2-2 F7 BB		2-2 F8	4	0	0	0	0	0	4											
Gary Disarcina, R (1, 6) OBP: 0.347, SLG: 0.447			1-3 K		3-2 HBP		1-1 L6-5 S 1B			2	0	1	0	0	1	0											
Inning Stats	R: 0 E: 0 K: 1 S: 9	H: 0 LOB: 2 BB: 3 P: 24	R: 0 E: 0 K: 1 S: 8	H: 0 LOB: 0 BB: 0 P: 12	R: 0 E: 0 K: 1 S: 7	H: 1 LOB: 0 BB: 0 P: 8	R: 0 E: 0 K: 1 S: 7	H: 0 LOB: 0 BB: 0 P: 11	R: 1 E: 0 K: 0 S: 10	H: 2 LOB: 1 BB: 2 P: 14	R: 1 E: 0 K: 0 S: 14	H: 2 LOB: 3 BB: 2 P: 28	R: 0 E: 0 K: 1 S: 6	H: 1 LOB: 0 BB: 0 P: 12	R: 0 E: 0 K: 0 S: 9	H: 1 LOB: 0 BB: 0 P: 11		1B: 5 2B: 3 3B: 0 HR: 1	SF: 0 SAC: 0 DP: 5 HBP: 1	WP: 1 PB: 0 SB: 1 CS: 0	PA: 35						
PITCHER	IP	WLS	BF	H	R	ER	SO	BB	IBB	HBP	BLK	WP	HR	S	P	ERA	WHIP										
Rich Robertson, L (1, 1) ERA: 5.06	5.2	W	24	5	2	2	3	4	0	1	0	1	1	49	85	3.18	1.588										
Todd Ritchie, R (6, 1) ERA: 2.79	1.1		5	1	0	0	0	1	0	0	0	0	0	12	24	0.00	1.500										
Mike Trombley, R (8, 1) ERA: 2.53	1.0		3	0	0	0	1	0	0	0	0	0	0	9	17	0.00	0.000										
Rick Aguilera, R (9, 1) ERA: 1.69	1.0	S	3	1	0	0	0	0	0	0	0	0	0	8	11	0.00	1.000										

Batter	1	2	3	4	5	6	7	8	9	AB	R	H	RBI	BB	SO	LOB	BOTTOM										
Chuck Knoblauch, R (1, 4) OBP: 0.429, SLG: 0.348	2-2 S 1B		3-2 G4-3		2-1 G6-3		1-1 G6-3			4	0	1	0	0	0	0	Anaheim Angels @ Minnesota Twins Hubert H. Humphrey Metrodome, Minneapolis, MN Wed Apr 16 1997, 8:05 PM EDT Att: 11,517 - Dome - 67 F livebaseballscorecards.com										
Pat Meares, R (1, 6) OBP: 0.300, SLG: 0.500	1-1 F8		0-3 K		2-2 L9			2-3 K		2	0	0	0	0	1	1											
Rich Becker, L (5, 8) OBP: 0.286, SLG: 0.167										2	0	0	0	0	1	0											
Matt Lawton, L (1, 7) OBP: 0.475, SLG: 0.563	3-3 SAFE 1-3 K			1-1 2B SF8 2B	1-0 F8			2-1 K 2B 2B		4	2	2	0	0	1	1											
Terry Steinbach, R (1, 2) OBP: 0.348, SLG: 0.316	4-2 FC6-4 BB			1-1 1B 2B		4-2 2B BB		0-0 2B 2B		2	1	2	1	2	0	0											
Greg Colbrunn, R (1, 3) OBP: 0.277, SLG: 0.455	1-2 FC6-4 1-2f			0-0 SF8 3-H		1-3 K		0-0 F9		3	0	0	1	0	1	4											
Roberto Kelly, R (1, 10) OBP: 0.360, SLG: 0.478			1-3 K		1-3 K		3-3 K		1-2 G4-3	4	0	0	0	0	3	3											
Ron Coomer, R (1, 9) OBP: 0.360, SLG: 0.478					0-0 2B 1B		1-1 2B			3	1	2	1	0	0	0											
Chris Latham, S (1, 8) OBP: 0.167, SLG: 0.333			1-0 F9		1-0 2B			1-1 F7		3	0	1	1	0	0	0											
Denny Hocking, S (1, 5) OBP: 0.379, SLG: 0.360			2-3 K		1-0 G6-3		3-2 G4-3			3	0	0	0	0	1	1											
Inning Stats	R: 0 E: 0 K: 1 S: 13	H: 1 LOB: 2 BB: 1 P: 24	R: 0 E: 0 K: 1 S: 6	H: 0 LOB: 0 BB: 0 P: 9	R: 0 E: 0 K: 2 S: 9	H: 0 LOB: 0 BB: 0 P: 14	R: 3 E: 0 K: 1 S: 11	H: 4 LOB: 1 BB: 0 P: 16	R: 0 E: 0 K: 0 S: 6	H: 0 LOB: 0 BB: 0 P: 11	R: 0 E: 0 K: 2 S: 10	H: 1 LOB: 2 BB: 1 P: 19	R: 0 E: 0 K: 0 S: 7	H: 0 LOB: 0 BB: 0 P: 12	R: 1 E: 0 K: 1 S: 10	H: 2 LOB: 1 BB: 0 P: 15	1B: 2 2B: 6 3B: 0 HR: 0	SF: 1 SAC: 0 DP: 0 HBP: 0	WP: 0 PB: 0 SB: 2 CS: 0	PA: 33							
PITCHER	IP	WLS	BF	H	R	ER	SO	BB	IBB	HBP	BLK	WP	HR	S	P	ERA	WHIP										
Allen Watson, L (1, 1) ERA: 9.24	6.0	L	25	6	3	3	7	2	0	0	0	0	0	55	93	4.50	1.333										
Mike Holtz, L (7, 1) ERA: 1.29	1.1		5	1	1	1	1	0	0	0	0	0	0	12	21	6.75	0.750										
Rich DeLucia, R (8, 1) ERA: 4.15	0.2		3	1	0	0	0	0	0	0	0	0	0	5	6	0.00	1.500										



Batter	1	2	3	4	5	6	7	8	9	AB	R	H	RBI	BB	SO	LOB	TOP					
Darin Erstad, L OBP: 0.391, SLG: 0.475 (1, 3)	F7		G3-1		G3-1			G4-3		4	0	0	0	0	0	0	Anaheim Angels @ Kansas City Royals Kauffman Stadium, Kansas City, MO Sat Apr 19 1997, 7:05 PM CDT Att: 18,888 - Unknown - 68 F					
Luis Alicaes, S OBP: 0.373, SLG: 0.317 (1, 4)	F8		F8			G3-1		P3		4	1	1	0	0	0							
Jim Edmonds, L OBP: 0.367, SLG: 0.556 (1, 8)	HBP 1B		G3-1		G3-1			F7		4	0	1	1	0	0							
Dave Hollins, S OBP: 0.429, SLG: 0.426 (1, 5)	HBP			K		K		K		3	0	0	0	0	3							
Tim Salmon, R OBP: 0.308, SLG: 0.321 (1, 9)	K			1B		HR		16 WP 16 G4-3 1B		4	2	3	1	0	1							
16 Garret Anderson, L OBP: 0.333, SLG: 0.375 (1, 7)		BB		F8		G3		G4-3		3	0	0	1	1	0							
Eddie Murray, S OBP: 0.362, SLG: 0.425 (1, 10)	P5			G3				L6		4	0	0	0	0	2							
Jorge Fabregas, L OBP: 0.111, SLG: 0.059 (1, 2)	F9				F8			G3-1		3	0	0	0	0	1							
Gary Disarcina, R OBP: 0.304, SLG: 0.396 (1, 6)	F9				F9			G6-3		3	0	0	0	0	1							
Inning Stats	R: 0 E: 0 K: 1 S: 7	H: 1 LOB: 2 BB: 0 P: 12	R: 0 E: 0 K: 0 S: 6	H: 0 LOB: 1 BB: 1 P: 13	R: 0 E: 0 K: 0 S: 10	H: 0 LOB: 0 BB: 0 P: 14	R: 0 E: 0 K: 1 S: 12	H: 1 LOB: 1 BB: 0 P: 14	R: 0 E: 0 K: 0 S: 6	H: 0 LOB: 0 BB: 0 P: 9	R: 2 E: 0 K: 1 S: 9	H: 2 LOB: 0 BB: 0 P: 12	R: 0 E: 0 K: 0 S: 4	H: 0 LOB: 0 BB: 0 P: 9	R: 0 E: 0 K: 0 S: 6	H: 0 LOB: 0 BB: 0 P: 11	R: 1 E: 0 K: 1 S: 10	H: 1 LOB: 0 BB: 0 P: 15	1B: 3 2B: 0 3B: 1 HR: 1	SF: 0 SAC: 0 DP: 0 HBP: 1	WP: 2 PB: 0 SB: 0 CS: 0	PA: 34
PITCHER Kevin Appier, R ERA: 3.03 (1, 1)	IP: 9.0 WLS: W BF: 34 H: 5 R: 3 ER: 3 SO: 4 BB: 1 IBB: 0 HBP: 1 BLK: 0 WP: 1 HR: 1 S: 70 P: 109 ERA: 3.00 WHIP: 0.667															PITCHER						

Batter	1	2	3	4	5	6	7	8	9	AB	R	H	RBI	BB	SO	LOB	BOTTOM			
Bip Roberts, S OBP: 0.421, SLG: 0.491 (1, 7)	G3 SH SF4 1B	G4-3 1B			G6-4-3			L9		5	2	3	0	0	0	1	Anaheim Angels @ Kansas City Royals Kauffman Stadium, Kansas City, MO Sat Apr 19 1997, 7:05 PM CDT Att: 18,888 - Unknown - 68 F			
Tom Goodwin, L OBP: 0.246, SLG: 0.218 (1, 8)	SH SF4 G3	BB G4-3 1B	K			F8		G4-3		4	0	1	0	0	1					
Jay Bell, R OBP: 0.339, SLG: 0.593 (1, 6)	G3	G4-3		G6-3		G4-3		HR		5	1	1	2	0	4					
Jeff King, R OBP: 0.435, SLG: 0.574 (1, 3)	SF4	G5-3 BB		FC5-4 BB		1B		F8		2	0	1	1	2	0					
Chili Davis, S OBP: 0.474, SLG: 0.438 (1, 10)	G4-3	BB		FC5-4 BB		1B				2	0	1	1	2	0					
Craig Paquette, R OBP: 0.304, SLG: 0.453 (1, 5)		HR 2B		FC5-4		F8				4	1	1	0	0	7					
Joe Vitiello, R ERA: 4.5 (1, 9)	HR 1B			K				F9		2	1	1	0	1	1					
Johnny Damon, L OBP: 0.364, SLG: 0.474 (7, 9)										1	0	0	0	0	0					
Mike Macfarlane, R OBP: 0.048, SLG: 0.190 (1, 2)		FC5-4			G6-3			L8		4	1	1	3	0	1					
David Howard, S OBP: 0.371, SLG: 0.323 (1, 4)	1B G4-3 1B		FC1-6					F8		4	1	2	0	0	1					
Inning Stats	R: 1 E: 1 K: 0 S: 9	H: 1 LOB: 1 BB: 0 P: 14	R: 5 E: 0 K: 0 S: 17	H: 6 LOB: 2 BB: 2 P: 33	R: 0 E: 0 K: 1 S: 11	H: 1 LOB: 2 BB: 1 P: 21	R: 0 E: 0 K: 1 S: 10	H: 1 LOB: 2 BB: 1 P: 21	R: 0 E: 0 K: 0 S: 5	H: 1 LOB: 0 BB: 0 P: 9	R: 0 E: 0 K: 0 S: 14	H: 1 LOB: 2 BB: 1 P: 28	R: 0 E: 0 K: 0 S: 7	H: 0 LOB: 0 BB: 0 P: 9	R: 1 E: 0 K: 0 S: 5	H: 1 LOB: 0 BB: 0 P: 9	1B: 9 2B: 1 3B: 0 HR: 2	SF: 1 SAC: 1 DP: 2 HBP: 0	WP: 0 PB: 0 SB: 0 CS: 0	PA: 40
PITCHER Mark Langston, L ERA: 4.5 (1, 1)	IP: 5.0 WLS: L BF: 28 H: 10 R: 6 ER: 5 SO: 2 BB: 3 IBB: 1 HBP: 0 BLK: 0 WP: 0 HR: 1 S: 52 P: 98 ERA: 9.00 WHIP: 2.600															PITCHER				
Shigetoshi Hasegawa, R ERA: 9.53 (6, 1)	IP: 1.0 WLS: 5 BF: 1 H: 0 R: 0 ER: 0 SO: 0 BB: 1 IBB: 0 HBP: 0 BLK: 0 WP: 0 HR: 0 S: 14 P: 28 ERA: 0.00 WHIP: 2.000															PITCHER				
Darrell May, L ERA: 4.76 (7, 1)	IP: 2.0 WLS: 7 BF: 1 H: 1 R: 1 ER: 1 SO: 0 BB: 0 IBB: 0 HBP: 0 BLK: 0 WP: 0 HR: 1 S: 12 P: 18 ERA: 4.50 WHIP: 0.500															PITCHER				



Batter	1	2	3	4	5	6	7	8	9	AB R H RBI BB SO LOB	TOP											
Darin Erstad, L (1, 3) OBP: 0.400, SLG: 0.460	4-2 SH5-3 E 1B BB	4-1 G4-3 S 1B BB	0-1 F7			1-2 FC4-6 1B	0-1 FC6-4 SF8		1-2 G6-3	4 2 1 0 2 0 3	Anaheim Angels @ Kansas City Royals Kauffman Stadium, Kansas City, MO Sun Apr 20 1997, 3:33 AM CDT Att: 17,176 - Unknown - 59 F livebaseballscorecards.com											
Jim Edmonds, L (1, 8) OBP: 0.348, SLG: 0.517	0-0 E4 SH5-3 1B	1-1 L9		1-1 G6-3		0-2 FC4-6 2B	0-0 SF8		4-1 BB	4 2 0 1 1 0 3												
Dave Hollins, S (1, 5) OBP: 0.412, SLG: 0.424	0-1 SH5-3	1-2 G4-3		1-3 K		2-1 2B	0-0 G6-3		0-0 G6-3	5 1 1 0 0 1 3												
Jim Leyritz, R (1, 2) OBP: 0.426, SLG: 0.659	4-2 1B BB	0-0 2B 1B		3-1 1B		3-3 K			0-1 1B 2B	4 2 3 1 1 1 2												
Tim Salmon, R (1, 9) OBP: 0.343, SLG: 0.393	1-2 1B 16 1B	3-H 3-2 1B		2-3 K		0-0 2B			0-0 2B	5 1 4 5 0 1 1												
Eddie Murray, S (1, 10) OBP: 0.373, SLG: 0.432	3-2 16 1B SF7	1-3 K			0-0 16 1B	0-0 F7			0-0 L7	4 1 2 1 0 1 3 1 0 0 0 0 0 1												
Jack Howell, L (8, FH) OBP: 0.417, SLG: 0.727	1-3 16 1B SF7																					
16 Garret Anderson, L (1, 7) OBP: 0.366, SLG: 0.406	2-2 1B		0-0 G5-4-3 1B		1-1 G5-4-3 1B		0-1 1B 1B		0-2 P6	5 1 4 1 0 0 1												
Craig Grebeck, R (1, 4) OBP: 0.308, SLG: 0.150	2-0 SF7		0-0 G5-4-3 1B		2-3 K		0-2 FC6-4 1B SF8		2-2 P3	4 1 2 1 0 1 3												
Gary Disarcina, R (1, 6) OBP: 0.295, SLG: 0.379	0-1 F8		0-0 G5-4-3		1-0 G5-4-3		1-1 FC6-4 1B		0-1 G6-3	5 0 1 1 0 0 5												
Inning Stats	R: 5 E: 1 K: 0 S: 22	H: 3 LOB: 1 BB: 2 P: 38	R: 1 E: 0 K: 1 S: 15	H: 2 LOB: 2 BB: 1 P: 25	R: 0 E: 0 K: 0 S: 5	H: 2 LOB: 1 BB: 0 P: 5	R: 0 E: 0 K: 2 S: 12	H: 1 LOB: 1 BB: 0 P: 19	R: 0 E: 0 K: 1 S: 9	H: 2 LOB: 1 BB: 0 P: 13	R: 2 E: 0 K: 1 S: 16	H: 3 LOB: 1 BB: 0 P: 22	R: 2 E: 0 K: 0 S: 11	H: 3 LOB: 1 BB: 0 P: 12	R: 1 E: 0 K: 0 S: 10	H: 2 LOB: 1 BB: 0 P: 12	R: 0 E: 0 K: 0 S: 7	H: 0 LOB: 1 BB: 1 P: 12	1B: 14 2B: 4 3B: 0 HR: 0	SF: 2 SAC: 1 DP: 2 HBP: 0	WP: 0 PB: 0 SB: 1 CS: 0	PA: 48
PITCHER	IP WLS BF H R ER SO BB IBB HBP BLK WP HR S P ERA WHIP																					
Glendon Rusch, L (1, 1) ERA: 2.7	5.0 L 27 10 6 4 4 1 3 0 0 0 0 0 0 63 100 7.20 2.600																					
Mitch Williams, L (6, 1) ERA: 18.0	2.0 12 6 4 4 1 0 0 0 0 0 0 0 0 27 34 18.00 3.000																					
Randy Veres, R (8, 1) ERA: 1.25	1.0 5 2 1 1 0 0 0 0 0 0 0 0 0 10 12 9.00 2.000																					
Hipolito Pichardo, R (9, 1) ERA:	1.0 4 0 0 0 0 1 0 0 0 0 0 0 0 7 12 0.00 1.000																					

Batter	1	2	3	4	5	6	7	8	9	AB R H RBI BB SO LOB	BOTTOM											
Bip Roberts, S (1, 7) OBP: 0.393, SLG: 0.458	0-0 L7			2-3 K		2-2 G6-3			2-2 L7	4 0 0 0 0 1 0	Anaheim Angels @ Kansas City Royals Kauffman Stadium, Kansas City, MO Sun Apr 20 1997, 3:33 AM CDT Att: 17,176 - Unknown - 59 F livebaseballscorecards.com											
Tom Goodwin, L (1, 8) OBP: 0.231, SLG: 0.203	2-3 K			2-3 K			2-2 G4-3		1-0 G1-3	4 0 0 0 0 2 0												
Jay Bell, R (1, 6) OBP: 0.354, SLG: 0.613	2-0 P3			2-2 2B			3-2 G6-4-3 1B			3 0 2 0 0 0 0												
Chili Davis, S (1, 10) OBP: 0.409, SLG: 0.368		1-1 G5-3		1-2 G3			0-0 G6-4-3		1-2 G6-4-3	3 0 0 0 0 0 2												
Scott Cooper, L (1, 3) OBP: 0.316, SLG: 0.500		1-0 G1-3			2-3 K				1-1 G4-3	3 0 0 0 0 1 0												
Craig Paquette, R (1, 5) OBP: 0.305, SLG: 0.500		1-2 G6-3			0-1 G6-3				1-1 HR	3 1 1 1 0 0 0												
29 Mike Sweeney, R (1, 2) OBP: 0.292, SLG: 0.364			0-3 K		0-1 F8				1-1 G5-3	3 0 0 0 0 1 0												
David Howard, S (1, 4) OBP: 0.351, SLG: 0.303			2-3 K			0-0 F9			1-0 F8	2 0 0 0 0 1 0 1 0 0 0 0 0 0												
Shane Halter, R (8, 4) OBP: 0.333, SLG: 0.333																						
Johnny Damon, L (1, 9) OBP: 0.320, SLG: 0.409			1-1 G4-3			1-3 K			1-1 G4-3	3 0 0 0 0 1 0												
Inning Stats	R: 0 E: 0 K: 1 S: 5	H: 0 LOB: 0 BB: 0 P: 9	R: 0 E: 0 K: 0 S: 6	H: 0 LOB: 0 BB: 0 P: 9	R: 0 E: 0 K: 2 S: 8	H: 0 LOB: 0 BB: 0 P: 11	R: 0 E: 0 K: 2 S: 14	H: 1 LOB: 1 BB: 0 P: 21	R: 0 E: 0 K: 1 S: 7	H: 0 LOB: 0 BB: 0 P: 9	R: 0 E: 0 K: 1 S: 7	H: 0 LOB: 0 BB: 0 P: 10	R: 0 E: 0 K: 0 S: 9	H: 1 LOB: 0 BB: 0 P: 14	R: 1 E: 0 K: 0 S: 7	H: 1 LOB: 0 BB: 0 P: 11	R: 0 E: 0 K: 0 S: 6	H: 0 LOB: 0 BB: 0 P: 10	1B: 1 2B: 1 3B: 0 HR: 1	SF: 0 SAC: 0 DP: 1 HBP: 0	WP: 0 PB: 0 SB: 0 CS: 0	PA: 29
PITCHER	IP WLS BF H R ER SO BB IBB HBP BLK WP HR S P ERA WHIP																					
Jason Dickson, R (1, 1) ERA: 2.45	9.0 W 29 3 1 1 7 0 0 0 0 0 0 1 69 104 1.00 0.333																					

Batter	1	2	3	4	5	6	7	8	9	10	11	12	13	AB	R	H	RBI	BB	SO	LOB	TOP																	
Olis Nixon, S OBP: 0.329, SLG: 0.203 (1.8)	1-3		CS SH1-3 BB		F8			F7		G5-3		K		5	0	0	0	1	1	3																		
Carlos Garcia, R OBP: 0.200, SLG: 0.212 (1.4)	6-3		SH1-3		6-3			K			K		K	5	0	0	0	0	3	0																		
Oriando Merced, S OBP: 0.319, SLG: 0.453 (1.9)	K		CS BB		F7			4-3			E 2B		BB	4	0	1	0	2	1	0																		
Joe Carter, R OBP: 0.324, SLG: 0.391 (1.3)		K	6-3		K			F7		F7		E6 G6-4-3	F3	6	0	0	0	0	2	4																		
Ed Sprague, R OBP: 0.329, SLG: 0.508 (1.5)		1B HR BB		HR	F9			5-3			G6-4-3 1-2		K	5	2	1	1	1	1	3																		
Juan Samuel, R OBP: 0.381, SLG: 0.316 (9. PH) Carlos Delgado, L OBP: 0.435, SLG: 0.576 (9. PH) Felipe Crespo, S (12. PR)		HR 1B		K				K				1B 1B		3	1	1	0	0	2	0																		
Jacob Brumfield, R OBP: 0.400, SLG: 0.700 (1.7)		HR 1B	L6		6-3			6-3		E5 1B		F8		5	1	2	3	0	0	1																		
Charlie O'Brien, R OBP: 0.400, SLG: 0.444 (1.2)		HR P4	6-3		6-3			1B		P6		F3		5	0	1	0	0	0	2																		
Alex Gonzalez, R OBP: 0.367, SLG: 0.453 (1.6)	K		6-3		F7			K		K		1-2 1B		5	0	1	0	0	2	2																		
Inning Stats	R: 0 E: 0 K: 1 S: 5	H: 0 LOB: 0 BB: 0 P: 5	R: 3 E: 0 K: 2 S: 9	H: 2 LOB: 0 BB: 1 P: 13	R: 0 E: 0 K: 0 S: 2	H: 0 LOB: 1 BB: 2 P: 10	R: 1 E: 0 K: 1 S: 6	H: 1 LOB: 0 BB: 0 P: 6	R: 0 E: 0 K: 0 S: 3	H: 0 LOB: 0 BB: 0 P: 5	R: 0 E: 0 K: 1 S: 5	H: 0 LOB: 0 BB: 0 P: 5	R: 0 E: 0 K: 1 S: 6	H: 1 LOB: 1 BB: 0 P: 6	R: 0 E: 0 K: 1 S: 6	H: 1 LOB: 1 BB: 0 P: 6	R: 0 E: 0 K: 1 S: 7	H: 2 LOB: 2 BB: 0 P: 7	R: 0 E: 0 K: 2 S: 7	H: 0 LOB: 1 BB: 1 P: 11	1B: 5 2B: 1 3B: 0 HR: 2	SF: 0 SAC: 1 DP: 1 HBP: 0	W/P: 0 PB: 0 SB: 0 CS: 2	PA: 50														
PITCHER	IP 6.2	WLS 26	BF 4	H 4	ER 4	SO 6	BB 3	IBB 0	HBP 0	BLK 0	WP 0	HR 2	S 35	P 47	ERA 5.40	WHIP 1.050																						
Chuck Finley, L ERA: 8.31											Rich DeLucia, R ERA: 3.18 (12.1)	IP 1.1	WLS 1	BF 5	H 0	R 0	ER 0	SO 3	BB 1	IBB 0	HBP 0	BLK 0	WP 0	HR 0	S 10	P 14	ERA 0.00	WHIP 0.750										
Pop Harris, R ERA: 1.72 (7.1)	2.0	6	0	0	0	1	0	0	0	0	0	0	8	8	0.00	0.000																						
Mike Holtz, L ERA: 1.17 (9.1)	0.1	1	0	0	0	1	0	0	0	0	0	0	3	3	0.00	0.000																						
Mike James, R ERA: 1.59 (10.1)	2.0	8	2	0	0	2	0	0	0	0	0	0	12	12	0.00	1.000																						
Chuck McElroy, L ERA: 3.16 (12.1)	0.2	4	2	0	0	0	0	0	0	0	0	0	4	4	0.00	3.000																						

Toronto Blue Jays @ Anaheim Angels
Anaheim Stadium, Anaheim, CA
Mon Apr 21 1997, 10:05 PM EDT
Att. 13,413 - Unknown - 70 F

AB 45
R 4
H 8
RBI 4
BB 4
SO 13
LOB 15



Batter	1	2	3	4	5	6	7	8	9	10	11	12	13	AB	R	H	RBI	BB	SO	LOB	BOTTOM					
Darin Erstad, L OBP: 0.390, SLG: 0.443 (1.3)	5-3		F7		F8						6-3		FC	7	0	2	2	0	0	2						
Jim Edmonds, L OBP: 0.319, SLG: 0.469 (1.8)	4-3		F8		F8		1-3 3H 1B				K			6	0	0	0	0	2	5						
Dave Hollins, S OBP: 0.392, SLG: 0.400 (1.5)	F2		K		4-3			16 E 1B		K		P5		6	1	1	0	0	2	2						
Jim Levrutz, R OBP: 0.434, SLG: 0.653 (1.2)		F9 16 1B 2B		K2-3		6-3		K			1-2 2H 1B		BB	5	1	2	1	1	2	1						
Tim Salmon, R OBP: 0.329, SLG: 0.373 (1.9)		F9 2-3		P4		5-3		16 E 1B		K		K		6	0	1	0	0	2	4						
16 Garret Anderson, L OBP: 0.390, SLG: 0.419 (1.7)		1B		BB				FC6-4 1B 1B		E5		F7		5	1	3	1	1	0	2						
Eddie Murray, S OBP: 0.351, SLG: 0.400 (1.10)		1B		P5				FC6-4 1B 1B		F7		F9		6	0	1	0	0	0	5						
Luis Alcega, S OBP: 0.386, SLG: 0.362 (1.4)		1B		P5				FC6-4 1B 1B		F7		F7		6	1	3	0	0	1	4						
Gary Descaria, R OBP: 0.281, SLG: 0.361 (9. PH) Oriando Palmeiro, L OBP: 0.286, SLG: 0.308 (10.6) Craig Grebeck, S OBP: 0.321, SLG: 0.143 (10.6)		6-3		F8				FC6-4 1B 1B		FC6-4 1B 1B		F7		3	0	0	0	0	0	5						
Inning Stats	R: 0 E: 0 K: 0 S: 3	H: 0 LOB: 0 BB: 0 P: 3	R: 1 E: 0 K: 0 S: 6	H: 3 LOB: 2 BB: 0 P: 6	R: 0 E: 0 K: 1 S: 5	H: 0 LOB: 1 BB: 1 P: 9	R: 0 E: 0 K: 0 S: 5	H: 0 LOB: 1 BB: 0 P: 4	R: 0 E: 0 K: 0 S: 3	H: 0 LOB: 0 BB: 0 P: 3	R: 1 E: 0 K: 3 S: 12	H: 3 LOB: 2 BB: 0 P: 12	R: 0 E: 0 K: 1 S: 5	H: 1 LOB: 0 BB: 0 P: 5	R: 0 E: 0 K: 1 S: 5	H: 0 LOB: 0 BB: 0 P: 5	R: 0 E: 0 K: 1 S: 5	H: 0 LOB: 1 BB: 1 P: 9	R: 1 E: 0 K: 0 S: 3	H: 1 LOB: 2 BB: 2 P: 7	1B: 12 2B: 2 3B: 0 HR: 0	SF: 0 SAC: 0 DP: 1 HBP: 0	W/P: 0 PB: 0 SB: 0 CS: 0	PA: 55		
PITCHER	IP 6.2	WLS 28	BF 7	H 2	ER 2	SO 2	BB 1	IBB 0	HBP 0	BLK 0	WP 0	HR 0	S 31	P 35	ERA 2.70	WHIP 1.200										
Woody Williams, R ERA: 3.2 (7.1)	1.1	7	2	1	0	2	0	0	0	0	0	0	11	11	0.00	1.500										
Dan Plesac, L ERA: 2.35 (9.1)	2.1	10	4	1	1	5	0	0	0	0	0	0	20	20	3.86	1.714										
Mike Timlin, R ERA: 2.16 (11.1)	2.0	L 10	1	1	1	1	1	1	0	1	0	0	10	18	4.50	1.000										

Toronto Blue Jays @ Anaheim Angels
Anaheim Stadium, Anaheim, CA
Mon Apr 21 1997, 10:05 PM EDT
Att. 13,413 - Unknown - 70 F

AB 52
R 5
H 14
RBI 4
BB 3
SO 10
LOB 30



Batter	1	2	3	4	5	6	7	8	9	AB	R	H	RBI	BB	SO	LOB	TOP					
Otis Nixon, S <small>OBP: 0.333, SLG: 0.206</small> (1, 8) X										4	2	1	0	1	1	1						
Carlos Garcia, R <small>OBP: 0.213, SLG: 0.239</small> (1, 4) F B 1 SAFE B B B B X										5	1	2	3	0	0	1						
Orlando Merced, S <small>OBP: 0.299, SLG: 0.420</small> (1, 9) F X										5	0	0	0	0	1	3						
Joe Carter, R <small>OBP: 0.307, SLG: 0.373</small> (1, 3) B B B B X										3	0	0	1	0	0	0						
Ed Sprague, R <small>OBP: 0.351, SLG: 0.567</small> (1, 5) C B C B X B B B B X										4	2	3	1	0	0	0						
Jacob Brumfield, R <small>OBP: 0.357, SLG: 0.643</small> (1, 7) B B B B X										4	0	1	1	0	1	1						
Robert Perez, R <small>OBP: 0.190, SLG: 0.286</small> Carlos Delgado, L <small>OBP: 0.447, SLG: 0.585</small> (9, PH)										3	0	0	0	0	0	1						
Charlie O'Brien, R <small>OBP: 0.395, SLG: 0.467</small> (1, 2)										3	0	1	0	0	1	0						
Alex Gonzalez, R <small>OBP: 0.365, SLG: 0.500</small> Shawn Green, L <small>OBP: 0.357, SLG: 0.429</small> (9, PH) Tilson Brito, R <small>OBP: 0.500, SLG: 0.500</small> (9, 6)										3	1	1	1	0	1	1						
Inning Stats	R: 3 E: 0 K: 0 S: 15	H: 4 LOB: 1 BB: 0 P: 28	R: 0 E: 0 K: 2 S: 10	H: 1 LOB: 1 BB: 0 P: 12	R: 0 E: 0 K: 0 S: 10	H: 0 LOB: 0 BB: 0 P: 14	R: 0 E: 0 K: 0 S: 10	H: 0 LOB: 0 BB: 0 P: 13	R: 0 E: 1 K: 1 S: 10	H: 0 LOB: 1 BB: 0 P: 15	R: 1 E: 0 K: 0 S: 10	H: 1 LOB: 0 BB: 0 P: 17	R: 1 E: 0 K: 1 S: 9	H: 1 LOB: 0 BB: 0 P: 17	R: 0 E: 0 K: 1 S: 7	H: 1 LOB: 1 BB: 0 P: 12	R: 2 E: 0 K: 0 S: 12	H: 2 LOB: 1 BB: 1 P: 23	1B: 5 2B: 3 3B: 0 HR: 2	SF: 1 SAC: 1 DP: 0 HBP: 0	WP: 0 PB: 0 SB: 3 CS: 1	PA: 39
PITCHER	IP WLS BF H R ER SO BB IBB HBP BLK WP HR S P ERA WHIP																					
Allen Watson, L <small>ERA: 7.71</small> Shigetoshi Hasegawa, R <small>ERA: 9.49</small> Mike Holtz, L <small>ERA: 1.13</small> Pep Harris, R <small>ERA: 1.65</small> Mike James, R <small>ERA: 2.96</small>	6.0 25 6 4 3 3 0 0 0 0 1 0 1 65 99 4.50 1.000	1.0 4 1 1 1 1 0 0 0 0 0 0 1 9 17 9.00 1.000	0.1 1 0 0 0 0 0 0 0 0 0 0 0 1 3 0.00 0.000	0.2 3 1 0 0 1 0 0 0 0 0 0 0 6 9 0.00 1.500	1.0 L 6 2 2 2 0 1 0 0 0 0 0 0 0 12 23 18.00 3.000																	

Toronto Blue Jays @ Anaheim Angels
 Anaheim Stadium, Anaheim, CA
 Tue Apr 22 1997, 10:05 PM EDT
 Att: 13,353 - Unknown - 70 F

AB 36
 R 7
 H 10
 RBI 7
 BB 1
 SO 5
 LOB 9



Batter	1	2	3	4	5	6	7	8	9	AB	R	H	RBI	BB	SO	LOB	BOTTOM					
Darin Erstad, L <small>OBP: 0.383, SLG: 0.432</small> (1, 3) C B B B X										4	1	1	0	0	0	0						
Jim Edmonds, L <small>OBP: 0.329, SLG: 0.455</small> (1, 8) B B B B X										2	1	0	0	2	0	1						
Dave Hollins, S <small>OBP: 0.397, SLG: 0.397</small> (1, 5) B B B B X										3	2	1	1	1	1	1						
Jim Leyritz, R <small>OBP: 0.421, SLG: 0.679</small> (1, 2) B X										4	1	1	3	0	1	2						
Tim Salmon, R <small>OBP: 0.325, SLG: 0.380</small> (1, 9) F B B X										4	0	1	1	0	0	0						
16 Garret Anderson, L <small>OBP: 0.370, SLG: 0.397</small> (1, 7) B C X										4	0	0	0	0	0	1						
Jack Howell, L <small>OBP: 0.400, SLG: 0.643</small> George Arias, R (9, PH)										3	0	1	0	0	1	0						
Luis Alicea, S <small>OBP: 0.377, SLG: 0.353</small> (1, 4)										4	0	1	0	0	2	1						
Gary Disarcina, R <small>OBP: 0.279, SLG: 0.400</small> (1, 6)										4	1	1	1	0	0	1						
Inning Stats	R: 3 E: 0 K: 0 S: 9	H: 1 LOB: 2 BB: 0 P: 24	R: 0 E: 1 K: 1 S: 5	H: 0 LOB: 0 BB: 0 P: 8	R: 2 E: 0 K: 1 S: 13	H: 3 LOB: 1 BB: 0 P: 20	R: 0 E: 0 K: 1 S: 7	H: 1 LOB: 0 BB: 0 P: 11	R: 0 E: 0 K: 1 S: 10	H: 0 LOB: 1 BB: 1 P: 20	R: 0 E: 0 K: 1 S: 10	H: 1 LOB: 1 BB: 0 P: 14	R: 1 E: 0 K: 0 S: 8	H: 1 LOB: 0 BB: 0 P: 15	R: 0 E: 0 K: 0 S: 6	H: 0 LOB: 0 BB: 0 P: 8	R: 0 E: 0 K: 0 S: 4	H: 0 LOB: 0 BB: 0 P: 4	1B: 4 2B: 2 3B: 0 HR: 2	SF: 0 SAC: 0 DP: 1 HBP: 0	WP: 0 PB: 0 SB: 3 CS: 0	PA: 36
PITCHER	IP WLS BF H R ER SO BB IBB HBP BLK WP HR S P ERA WHIP																					
Erik Hanson, R <small>ERA: 7.5</small> Paul Quanttrill, R <small>ERA: 1.5</small> Dan Plesac, L <small>ERA: 2.08</small>	7.0 30 7 6 6 5 3 0 0 0 0 0 0 0 6 8 7.71 1.429	1.0 W 3 0 0 0 0 0 0 0 0 0 0 0 0 6 8 0.00 0.000	1.0 S 3 0 0 0 0 0 0 0 0 0 0 0 0 4 4 0.00 0.000																			

Toronto Blue Jays @ Anaheim Angels
 Anaheim Stadium, Anaheim, CA
 Tue Apr 22 1997, 10:05 PM EDT
 Att: 13,353 - Unknown - 70 F

AB 33
 R 6
 H 7
 RBI 6
 BB 3
 SO 5
 LOB 7



Batter	1	2	3	4	5	6	7	8	9	10	AB	R	H	RBI	BB	SO	LOB	TOP				
Otis Nixon, S <small>(1, 8) OBP: 0.325, SLG: 0.194</small>	L9	G1-3					G1-3		F7		4	0	0	0	1	0	4	Toronto Blue Jays @ Anaheim Angels Anaheim Stadium, Anaheim, CA Wed Apr 23 1997, 10:05 PM EDT Att: 13,117 - Unknown - 70 F				
Carlos Garcia, R <small>(1, 4) OBP: 0.200, SLG: 0.224</small>	G5-3		G1-3	L8			F9		K		5	0	0	0	0	1	5					
Orlando Merced, S <small>(1, 9) OBP: 0.305, SLG: 0.452</small>	G1-3			CS			P7		K		4	1	1	1	1	1	0					
Joe Carter, R <small>(1, 3) OBP: 0.300, SLG: 0.361</small>		1B	L6				K		P3		5	1	1	0	0	1	1					
Ed Sprague, R <small>(1, 5) OBP: 0.300, SLG: 0.611</small>		1B	CS				K				5	2	4	0	0	1	0					
Jacob Brumfield, R <small>(1, 7) OBP: 0.333, SLG: 0.556</small>		1B		SH3			L5				4	0	1	0	0	2	2					
Juan Samuel, R <small>(1, 10) OBP: 0.375, SLG: 0.318</small> Carlos Delgado, L <small>(8, PH) OBP: 0.438, SLG: 0.571</small>		K		BB			F9		G4-3		3	0	1	1	0	1	3					
Charlie O'Brien, R <small>(1, 2) OBP: 0.381, SLG: 0.438</small> Robert Perez, R <small>(9, PR) OBP: 0.190, SLG: 0.286</small> Julio Mosquera, R <small>(9, 2) OBP: 0.250, SLG: 0.250</small>		SF8		F8			G5-3				2	0	0	1	0	0	1					
Alex Gonzalez, R <small>(1, 6) OBP: 0.379, SLG: 0.508</small>				BB			F7		SH1-3		3	0	2	1	0	0	0					
Inning Stats	R: 0 E: 0 K: 0 S: 4	H: 0 LOB: 0 BB: 0 P: 6	R: 2 E: 0 K: 1 S: 14	H: 4 LOB: 2 BB: 0 P: 23	R: 0 E: 0 K: 0 S: 8	H: 0 LOB: 0 BB: 1 P: 15	R: 1 E: 0 K: 0 S: 12	H: 3 LOB: 3 BB: 1 P: 22	R: 1 E: 0 K: 2 S: 17	H: 1 LOB: 0 BB: 0 P: 24	R: 0 E: 0 K: 0 S: 6	H: 0 LOB: 0 BB: 0 P: 10	R: 0 E: 0 K: 1 S: 8	H: 1 LOB: 1 BB: 0 P: 15	R: 0 E: 0 K: 1 S: 11	H: 0 LOB: 2 BB: 0 P: 19	R: 0 E: 0 K: 2 S: 9		H: 1 LOB: 1 BB: 0 P: 15	1B: 7 2B: 2 3B: 0 HR: 1	SF: 1 SAC: 2 DP: 0 HBP: 1	WP: 0 PB: 0 SB: 0 CS: 1
PITCHER Mark Langston, L <small>(1, 1) ERA: 4.66</small> Rich DeLucia, R <small>(8, 1) ERA: 2.08</small>	IP 7.0	WLS 30	H 8	R 4	ER 4	SO 3	BB 2	IBB 0	HBP 0	BLK 0	WP 0	HR 1	S 69	P 113	ERA 5.14	WHIP 1.429						

Batter	1	2	3	4	5	6	7	8	9	10	AB	R	H	RBI	BB	SO	LOB	BOTTOM						
Darin Erstad, L <small>(1, 3) OBP: 0.381, SLG: 0.442</small> Dave Hollins, S <small>(5, PR) OBP: 0.400, SLG: 0.400</small> <small>(6, 5)</small>	F9		G3-1						F7		3	0	1	2	0	0	0	Toronto Blue Jays @ Anaheim Angels Anaheim Stadium, Anaheim, CA Wed Apr 23 1997, 10:05 PM EDT Att: 13,117 - Unknown - 70 F						
Luis Alica, S <small>(1, 4) OBP: 0.348, SLG: 0.321</small>	F8			K			F9		G3-1		5	0	0	0	0	1	3							
Jim Edmonds, L <small>(1, 8) OBP: 0.346, SLG: 0.507</small>	G4-3						L9				5	1	3	1	0	0	0							
Jim Leyritz, R <small>(1, 2) OBP: 0.393, SLG: 0.632</small> <small>(10, 3)</small>		G6-3		G4-6-3			K				4	0	0	0	0	2	2							
Tim Salmon, R <small>(1, 9) OBP: 0.333, SLG: 0.387</small>							G6-3		G6-3		4	0	2	0	0	0	0							
16 Garret Anderson, L <small>(1, 7) OBP: 0.376, SLG: 0.492</small>									FC3-6		4	2	2	0	0	0	3							
Eddie Murray, S <small>(1, 10) OBP: 0.344, SLG: 0.389</small>											4	1	1	0	0	1	4							
Jack Howell, L <small>(1, 5) OBP: 0.389, SLG: 0.588</small> <small>(6, 3)</small>											3	0	1	0	0	0	2							
Craig Grebeck, R <small>(9, PH) OBP: 0.310, SLG: 0.136</small> Jorge Fabregas, L <small>(10, 2) OBP: 0.111, SLG: 0.059</small>											1	0	0	0	0	0	0							
Gary Disarcina, R <small>(1, 6) OBP: 0.278, SLG: 0.397</small>											3	1	1	2	0	1	0							
Inning Stats	R: 0 E: 0 K: 0 S: 4	H: 0 LOB: 0 BB: 0 P: 5	R: 0 E: 0 K: 0 S: 16	H: 1 LOB: 1 BB: 0 P: 21	R: 0 E: 0 K: 0 S: 9	H: 0 LOB: 0 BB: 0 P: 12	R: 0 E: 0 K: 1 S: 10	H: 1 LOB: 0 BB: 0 P: 15	R: 3 E: 0 K: 0 S: 18	H: 4 LOB: 1 BB: 0 P: 30	R: 0 E: 0 K: 1 S: 13	H: 0 LOB: 0 BB: 0 P: 19	R: 1 E: 0 K: 1 S: 10	H: 3 LOB: 2 BB: 0 P: 14	R: 0 E: 0 K: 1 S: 12	H: 2 LOB: 2 BB: 0 P: 18	R: 0 E: 0 K: 1 S: 6	H: 0 LOB: 0 BB: 0 P: 7	R: 1 E: 0 K: 0 S: 5	H: 1 LOB: 0 BB: 0 P: 9	1B: 10 2B: 1 3B: 0 HR: 1	SF: 1 SAC: 0 DP: 1 HBP: 0	WP: 0 PB: 0 SB: 1 CS: 0	PA: 39
PITCHER Pat Hentgen, R <small>(1, 1) ERA: 4.17</small> Huck Flener, L <small>(8, 1) ERA: 1.74</small> Paul Quantrill, R <small>(8, 1) ERA: 1.74</small> Paul Spoljaric, L <small>(8, 1) ERA: 2.84</small>	IP 7.0	WLS 29	H 9	R 4	ER 4	SO 3	BB 0	IBB 0	HBP 0	BLK 0	WP 0	HR 0	S 80	P 116	ERA 5.14	WHIP 1.286								

AB	36
R	4
H	10
RBI	4
BB	2
SO	7
LOB	17



AB	38
R	5
H	12
RBI	5
BB	0
SO	5
LOB	14



Batter	1	2	3	4	5	6	7	8	9	AB	R	H	RBI	BB	SO	LOB	TOP					
Brian Hunter, R (1, 8) OBP: 0.298, SLG: 0.295	G5-3			1B		G6-3		K		4	0	2	0	0	1	0	Detroit Tigers @ Anaheim Angels Anaheim Stadium, Anaheim, CA Fri Apr 25 1997, 10:05 PM EDT Att: 30,464 - Unknown - 75 F					
Damion Easley, R (1, 4) OBP: 0.344, SLG: 0.423	G4-3			L6		G6-3		K		4	0	0	0	0	1	2						
Travis Fryman, R (1, 5) OBP: 0.381, SLG: 0.516	G5-3			F9		F9				4	0	1	0	0	0	2						
Tony Clark, S (1, 3)										3	0	0	0	1	1							
Bobby Higginson, L (1, 7)										4	1	1	0	0	0	2						
Melvin Nieves, S (1, 10)										3	1	0	0	1	2	0						
Bubba Trammell, R (1, 9)										4	1	1	3	0	1	0						
Brian Johnson, R (1, 2)										3	0	0	0	0	1	0						
Deivi Cruz, R (1, 6)										3	0	0	0	0	0	0						
Inning Stats	R: 0 E: 0 K: 0 S: 7	H: 0 LOB: 0 BB: 0 P: 14	R: 0 E: 0 K: 0 S: 6	H: 0 LOB: 0 BB: 0 P: 10	R: 0 E: 0 K: 0 S: 7	H: 0 LOB: 0 BB: 0 P: 10	R: 0 E: 0 K: 0 S: 9	H: 1 LOB: 2 BB: 1 P: 15	R: 0 E: 0 K: 2 S: 9	H: 0 LOB: 0 BB: 0 P: 16	R: 0 E: 0 K: 0 S: 12	H: 1 LOB: 1 BB: 0 P: 19	R: 3 E: 0 K: 1 S: 12	H: 2 LOB: 0 BB: 1 P: 24	R: 0 E: 0 K: 3 S: 15	H: 1 LOB: 1 BB: 0 P: 22	R: 0 E: 0 K: 1 S: 9	H: 0 LOB: 0 BB: 0 P: 14	1B: 2 2B: 1 3B: 1 HR: 1	SF: 0 SAC: 0 DP: 0 HBP: 0	WP: 0 PB: 0 SB: 1 CS: 0	PA: 34
PITCHER	IP	WLS	BF	H	R	ER	SO	BB	IBB	HBP	BLK	WP	HR	S	P	ERA	WHIP					
Jason Dickson, R (1, 1) ERA: 2.78	6.1	W	25	4	3	3	2	2	0	0	0	0	1	58	101	4.26	0.947					
Pep Harris, R (7, 1) ERA: 1.5	1.2		6	1	0	0	4	0	0	0	0	0	0	19	29	0.00	0.600					
Chuck McElroy, L (9, 1) ERA: 2.92	1.0		3	0	0	0	1	0	0	0	0	0	0	9	14	0.00	0.000					

Batter	1	2	3	4	5	6	7	8	9	AB	R	H	RBI	BB	SO	LOB	BOTTOM				
Orlando Palmeiro, L (1, 8) OBP: 0.313, SLG: 0.310	F8									3	1	1	0	1	0	1	Detroit Tigers @ Anaheim Angels Anaheim Stadium, Anaheim, CA Fri Apr 25 1997, 10:05 PM EDT Att: 30,464 - Unknown - 75 F				
Jorge Fabregas, L (8, 2)										1	0	0	0	0	0	0					
Jim Edmonds, L (1, 3) OBP: 0.337, SLG: 0.487	L3									5	1	1	0	0	1	3					
Dave Hollins, S (1, 5) OBP: 0.405, SLG: 0.419	G1-3									4	0	2	3	0	0	0					
Jim Leyritz, R (1, 2) OBP: 0.400, SLG: 0.610										2	2	0	0	2	0	1					
Tim Salmon, R (1, 9) OBP: 0.330, SLG: 0.418										4	1	1	2	0	0	5					
16 Garret Anderson, L (1, 7) OBP: 0.382, SLG: 0.407										4	1	2	1	0	0	1					
Eddie Murray, S (1, 10) OBP: 0.338, SLG: 0.431										4	1	1	2	0	0	2					
Luis Alicea, S (1, 4) OBP: 0.357, SLG: 0.367										4	1	2	0	0	0	0					
Gary Disarcina, R (1, 6) OBP: 0.276, SLG: 0.389										4	0	1	0	0	2	2					
Inning Stats	R: 0 E: 0 K: 0 S: 7	H: 0 LOB: 0 BB: 0 P: 12	R: 0 E: 1 K: 0 S: 7	H: 0 LOB: 1 BB: 0 P: 9	R: 1 E: 0 K: 2 S: 15	H: 2 LOB: 3 BB: 2 P: 28	R: 0 E: 0 K: 0 S: 6	H: 0 LOB: 0 BB: 0 P: 7	R: 4 E: 0 K: 0 S: 18	H: 5 LOB: 1 BB: 0 P: 26	R: 0 E: 0 K: 1 S: 8	H: 2 LOB: 1 BB: 0 P: 11	R: 3 E: 0 K: 0 S: 15	H: 2 LOB: 0 BB: 1 P: 24	R: 0 E: 0 K: 0 S: 5	H: 0 LOB: 0 BB: 0 P: 8	1B: 6 2B: 3 3B: 0 HR: 2	SF: 0 SAC: 0 DP: 0 HBP: 0	WP: 0 PB: 0 SB: 1 CS: 0	PA: 38	
PITCHER	IP	WLS	BF	H	R	ER	SO	BB	IBB	HBP	BLK	WP	HR	S	P	ERA	WHIP				
Felipe Lira, R (1, 1) ERA: 8.8	4.2	L	23	6	5	5	2	2	0	0	0	0	1	49	77	9.64	1.714				
John Cummings, L (5, 1) ERA: 3.38	1.2		7	3	0	0	1	0	0	0	0	0	0	14	18	0.00	1.800				
Dan Miceli, R (7, 1) ERA: 9.64	1.2		8	2	3	3	0	1	0	0	0	0	1	18	30	16.20	1.800				

Batter	1	2	3	4	5	6	7	8	9	AB	R	H	RBI	BB	SO	LOB	TOP										
Brian Hunter, R OBP: 0.301, SLG: 0.337 (1, 8)	F9			L7		HR	2B		K	5	1	2	1	0	1	0											
Jody Reed, R OBP: 0.357, SLG: 0.280 (1, 4)	G6-3			L5		HR	HBP		K	4	1	1	0	0	1	0											
Travis Fryman, R OBP: 0.381, SLG: 0.566 (1, 5)	G5-3			F9		HR	L3			4	1	1	2	0	0	3											
Tony Clark, S OBP: 0.369, SLG: 0.571 (1, 3)		G6-3			K	HR		F8		4	1	1	1	0	1	0											
Damon Easley, R OBP: 0.337, SLG: 0.442 Deivi Cruz, R OBP: 0.244, SLG: 0.316 (1, 6)		K			K	G6-3				4	0	1	0	0	2	0											
Bubba Trammell, R OBP: 0.389, SLG: 0.483 (1, 9)		F8			HR	BB				3	1	1	1	1	1	1											
Phil Nevin, R OBP: 0.200, SLG: 0.143 (1, 10)						G5-3				3	0	2	0	1	0	1											
Raul Casanova, S OBP: 0.200, SLG: 0.200 (1, 2)						G5-3				4	0	1	0	0	0	4											
Bobby Higginson, L OBP: 0.350, SLG: 0.391 Melvin Nieves, S OBP: 0.329, SLG: 0.476 (1, 7)						G6-3				4	0	0	0	0	2	1											
										0	0	0	0	0	0	0											
Inning Stats	R: 0 H: 0 E: 0 K: 0 S: 6	H: 0 LOB: 0 BB: 0 P: 10	R: 0 H: 0 E: 0 K: 1 S: 8	H: 0 LOB: 0 BB: 0 P: 13	R: 0 H: 1 E: 0 K: 0 S: 5	H: 1 LOB: 0 BB: 0 P: 9	R: 0 H: 0 E: 0 K: 0 S: 5	H: 0 LOB: 0 BB: 0 P: 8	R: 1 H: 2 E: 0 K: 2 S: 17	H: 2 LOB: 1 BB: 0 P: 26	R: 4 H: 4 E: 0 K: 1 S: 17	H: 4 LOB: 1 BB: 1 P: 28	R: 0 H: 2 E: 0 K: 0 S: 7	H: 2 LOB: 2 BB: 0 P: 15	R: 0 H: 1 E: 0 K: 1 S: 9	H: 1 LOB: 2 BB: 1 P: 17	R: 0 H: 0 E: 0 K: 3 S: 10	H: 0 LOB: 0 BB: 0 P: 13	1B: 5 2B: 2 3B: 0 HR: 4	SF: 0 SAC: 0 DP: 2 HBP: 1	WP: 0 PB: 0 SB: 1 CS: 0	PA: 38					
PITCHER	IP	WLS	BF	H	R	ER	SO	BB	IBB	HBP	BLK	WP	HR	S	P	ERA	WHIP										
Allen Watson, L ERA: 7.5 Pep Harris, R ERA: 1.83 Shigetoshi Hasegawa, R ERA: 0.78 Mike Holtz, L ERA: 1.08 Mike James, R ERA: 2.77	5.1	21	6	4	4	4	4	0	0	0	0	0	3	52	83	6.75	1.125										

Detroit Tigers @ Anaheim Angels
 Anaheim Stadium, Anaheim, CA
 Sun Apr 27 1997, 6:33 AM EDT
 Att: 16,409 - Sunny - 78 F

AB	35
R	5
H	10
RBI	5
BB	2
SO	8
LOB	10



Batter	1	2	3	4	5	6	7	8	9	AB	R	H	RBI	BB	SO	LOB	BOTTOM										
Orlando Palmeiro, L OBP: 0.300, SLG: 0.278 George Arias, R (1, 8)	CS			G1-3			G6-3		G1-3	3	1	1	0	1	0	0											
Jim Edmonds, L OBP: 0.340, SLG: 0.500 (1, 3)	G4-3					G3-1	F9			5	1	2	3	0	0	1											
Dave Hollins, S OBP: 0.380, SLG: 0.390 (1, 5)	P5			G4-3		P4				4	1	1	0	0	0	1											
Jim Leyritz, R OBP: 0.406, SLG: 0.597 (1, 2)		L8				G6-3				3	0	1	1	1	0	0											
Tim Salmon, R OBP: 0.337, SLG: 0.405 (1, 9)							F8			3	0	1	0	1	1	2											
16 Garret Anderson, L OBP: 0.365, SLG: 0.387 (1, 7)										4	0	1	1	0	1	2											
Eddie Murray, S OBP: 0.319, SLG: 0.400 (1, 10)										4	1	1	0	0	0	5											
Luis Alicea, S OBP: 0.372, SLG: 0.397 (1, 4)										4	2	3	1	0	1	0											
Gary Disarcina, R OBP: 0.256, SLG: 0.359 (1, 6)										3	0	0	0	0	0	1											
Inning Stats	R: 0 H: 0 E: 0 K: 0 S: 9	H: 1 LOB: 1 BB: 0 P: 17	R: 3 H: 5 E: 0 K: 0 S: 17	H: 5 LOB: 3 BB: 1 P: 32	R: 0 H: 0 E: 0 K: 1 S: 10	H: 0 LOB: 0 BB: 0 P: 15	R: 0 H: 0 E: 0 K: 0 S: 6	H: 0 LOB: 0 BB: 0 P: 7	R: 1 H: 2 E: 0 K: 1 S: 10	H: 2 LOB: 1 BB: 0 P: 17	R: 0 H: 0 E: 0 K: 0 S: 8	H: 0 LOB: 0 BB: 0 P: 9	R: 1 H: 1 E: 0 K: 1 S: 8	H: 1 LOB: 1 BB: 1 P: 19	R: 0 H: 0 E: 0 K: 0 S: 7	H: 2 LOB: 1 BB: 0 P: 10	1B: 10 2B: 1 3B: 0 HR: 0	SF: 0 SAC: 1 DP: 0 HBP: 0	WP: 2 PB: 1 SB: 2 CS: 1	PA: 38							
PITCHER	IP	WLS	BF	H	R	ER	SO	BB	IBB	HBP	BLK	WP	HR	S	P	ERA	WHIP										
Willie Blair, R ERA: 6.35 Jose Bautista, R ERA: 6.59 John Cummings, L ERA: 3.09 Todd Jones, R ERA: 3.86 Mike Myers, L ERA: 6.75	2.2	15	6	3	3	0	0	2	0	0	0	0	0	28	42	0.00	0.600										

Detroit Tigers @ Anaheim Angels
 Anaheim Stadium, Anaheim, CA
 Sun Apr 27 1997, 6:33 AM EDT
 Att: 16,409 - Sunny - 78 F

AB	34
R	6
H	11
RBI	6
BB	3
SO	3
LOB	13



Batter	1	2	3	4	5	6	7	8	9	AB	R	H	RBI	BB	SO	LOB	TOP
Luis Altea, S OBP: 0.372, SLG: 0.387 (1, 4)										3	0	1	0	1	0	0	Anaheim Angels @ Boston Red Sox Fenway Park, Boston, MA Wed Apr 30 1997, 7:05 PM EDT Att: 20,322 - Unknown - 74 F
Jim Edmonds, L OBP: 0.359, SLG: 0.511 (1, 8)										4	0	1	1	0	1	0	
Dave Hollins, S OBP: 0.409, SLG: 0.404 Jack Howell, L OBP: 0.368, SLG: 0.556 (7, 3)										3	0	2	0	0	0	2	
Jim Leyritz, R OBP: 0.410, SLG: 0.580 (1, 10)										3	0	0	0	1	2	1	
Tim Salmon, R OBP: 0.337, SLG: 0.389 (1, 9)										3	1	0	0	0	1	3	
16 Garrett Anderson, L OBP: 0.362, SLG: 0.376 (1, 7)										4	0	1	0	0	1	1	
George Arias, R OBP: 0.333, SLG: 0.333 (1, 5)										4	1	2	1	0	0	0	
Jorge Fabregas, L OBP: 0.077, SLG: 0.040 (1, 2)										4	0	0	0	0	0	3	
Gary Disarcina, R OBP: 0.239, SLG: 0.333 Craig Grebeck, R OBP: 0.300, SLG: 0.130 (7, PH) (7, 6)										2	0	0	0	0	1	1	
Inning Stats	R: 0 H: 2 E: 0 K: 1 S: 15	H: 2 R: 0 ER: 0 LOB: 2 P: 25	R: 0 H: 0 E: 0 K: 1 S: 9	H: 0 R: 0 ER: 0 LOB: 0 P: 13	R: 0 H: 0 E: 0 K: 1 S: 11	H: 1 R: 0 ER: 0 LOB: 1 P: 16	R: 1 H: 2 E: 0 K: 0 S: 14	H: 2 R: 0 ER: 0 LOB: 2 P: 26	R: 0 H: 0 E: 0 K: 1 S: 5	H: 0 R: 0 ER: 0 LOB: 0 P: 9	R: 0 H: 0 E: 0 K: 0 S: 6	H: 0 R: 0 ER: 0 LOB: 0 P: 11	R: 0 H: 0 E: 0 K: 1 S: 5	H: 2 R: 1 ER: 0 LOB: 1 P: 18	1B: 7 2B: 0 3B: 0 HR: 0	SF: 0 SAC: 0 DP: 1 HBP: 0	WP: 1 PA: 35 PB: 0 SB: 0 CS: 0
PITCHER	IP WLS BF H R ER SO BB IBB HBP BLK WP HR S P ERA WHIP																
Chris Hammond, L ERA: 3.38 (1, 1)	5.0 W 21 5 1 1 3 2 0 0 0 0 1 0 58 94 1.80 1.400																
Rich Garces, R ERA: 4.76 (6, 1)	1.0 3 0 0 0 1 0 0 0 0 0 0 0 5 9 0.00 0.000																
Ricky Tricek, R ERA: 4.76 (7, 1)	1.0 3 0 0 0 0 0 0 0 0 0 0 0 6 11 0.00 0.000																
Vaughn Eshelman, L ERA: 9.95 (8, 1)	1.0 3 0 0 0 1 0 0 0 0 0 0 0 5 6 0.00 0.000																
Heathcliff Stocumb, R ERA: 3.27 (9, 1)	1.0 5 2 1 1 1 1 0 0 0 0 0 0 0 11 18 9.00 3.000																

Batter	1	2	3	4	5	6	7	8	9	AB	R	H	RBI	BB	SO	LOB	BOTTOM
Nomar Garciaparra, R OBP: 0.366, SLG: 0.534 (1, 6)										4	4	3	1	1	0	0	Anaheim Angels @ Boston Red Sox Fenway Park, Boston, MA Wed Apr 30 1997, 7:05 PM EDT Att: 20,322 - Unknown - 74 F
Wil Cordero, R OBP: 0.369, SLG: 0.500 Shane Mack, R OBP: 0.360, SLG: 0.348 (8, FR) (9, 7)										4	2	1	1	0	1	2	
Mo Vaughn, L OBP: 0.431, SLG: 0.516 Mike Stanley, R OBP: 0.333, SLG: 0.373 (1, 3) (8, 3)										4	2	3	2	0	0	1	
18 Reggie Jefferson, S OBP: 0.356, SLG: 0.614 (1, 10)										4	1	2	2	0	2	1	
Tim Naehring, R OBP: 0.415, SLG: 0.609 (1, 5)										3	1	1	2	1	0	1	
Troy O'Leary, L OBP: 0.390, SLG: 0.581 (1, 9)										4	0	1	1	0	0	1	
Jeff Frye, R OBP: 0.455, SLG: 0.448 (1, 4)										3	0	0	1	0	0	0	
Bill Haselman, R OBP: 0.372, SLG: 0.494 (1, 2)										3	0	1	0	1	0	0	
Darren Bragg, L OBP: 0.388, SLG: 0.581 (1, 8)										4	1	1	1	0	0	2	
Inning Stats	R: 1 H: 2 E: 0 K: 2 S: 9	H: 2 R: 0 ER: 0 LOB: 0 P: 14	R: 0 H: 0 E: 0 K: 0 S: 6	H: 0 R: 0 ER: 0 LOB: 0 P: 10	R: 4 H: 3 E: 1 K: 0 S: 16	H: 3 R: 2 ER: 0 LOB: 3 P: 27	R: 2 H: 3 E: 0 K: 0 S: 8	H: 2 R: 0 ER: 0 LOB: 2 P: 10	R: 2 H: 3 E: 0 K: 0 S: 10	H: 0 R: 0 ER: 0 LOB: 0 P: 15	R: 0 H: 0 E: 0 K: 0 S: 6	H: 0 R: 0 ER: 0 LOB: 0 P: 7	R: 0 H: 0 E: 0 K: 0 S: 11	H: 0 R: 0 ER: 0 LOB: 1 P: 14	1B: 6 2B: 5 3B: 0 HR: 2	SF: 1 SAC: 0 DP: 1 HBP: 1	WP: 0 PA: 39 PB: 0 SB: 0 CS: 0
PITCHER	IP WLS BF H R ER SO BB IBB HBP BLK WP HR S P ERA WHIP																
Jason Dickson, R ERA: 3.18 (1, 1)	4.0 L 20 8 7 3 2 1 0 0 0 0 0 0 29 47 6.75 2.250																
Darrell May, L ERA: 8.22 (5, 1)	2.0 12 5 4 4 1 1 1 0 0 0 0 0 29 47 18.00 3.000																
Shigetoshi Hasegawa, R ERA: 7.63 (7, 1)	2.0 7 0 0 0 0 0 0 0 1 0 0 0 0 17 21 0.00 0.000																

AB	32
R	2
H	7
RBI	2
BB	3
SO	6
LOB	11



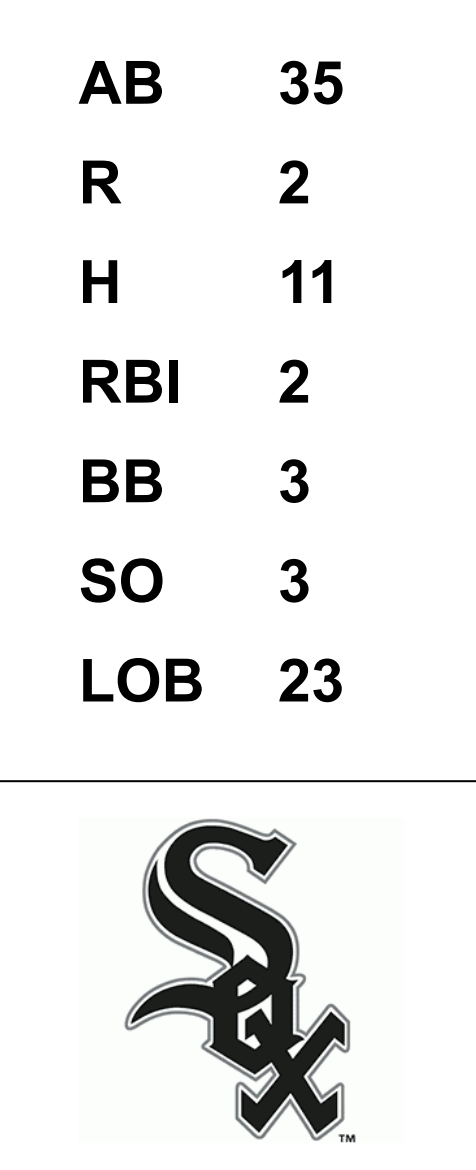
AB	34
R	11
H	13
RBI	11
BB	3
SO	3
LOB	9



Batter	1	2	3	4	5	6	7	8	9	AB	R	H	RBI	BB	SO	LOB	TOP										
Darin Erstad, L OBP: 0.384, SLG: 0.425 Orlando Palmeiro, L OBP: 0.311, SLG: 0.275	F7		SF7		G1-3			FC1-6-5		3	0	0	1	0	0	1	Anaheim Angels @ Chicago White Sox Comiskey Park, Chicago, IL Sat May 03 1997, 4:33 AM EDT Unknown - 53 F										
Jim Edmonds, L OBP: 0.346, SLG: 0.490	F7		K				F8	F7		4	0	0	0	0	1	3											
Dave Hollins, S OBP: 0.385, SLG: 0.387	K		F8				L4	P3		4	0	0	0	0	1	3											
Jim Leyritz, R OBP: 0.402, SLG: 0.562		K		K			K		16 2B	4	1	1	0	0	3	0											
Tim Salmon, R OBP: 0.333, SLG: 0.383		G6-3		P6			WP 1B		K	4	0	1	0	0	1	1											
16 Garrett Anderson, L OBP: 0.367, SLG: 0.390		F8					F7			4	0	2	1	0	0	1											
Eddie Murray, S OBP: 0.313, SLG: 0.384				G4-3			G4-3			4	1	1	0	0	1	3											
Luis Alicaia, S OBP: 0.376, SLG: 0.418									F8	4	1	2	0	0	1	1											
Craig Grebeck, R OBP: 0.313, SLG: 0.125 Jack Howell, L OBP: 0.400, SLG: 0.632 Gary Disarcina, R OBP: 0.239, SLG: 0.333					G3-1					1	0	0	0	1	0	0											
Inning Stats	R: 0 E: 0 K: 1 S: 5	H: 0 LOB: 0 BB: 0 P: 5	R: 0 E: 0 K: 1 S: 5	H: 0 LOB: 0 BB: 0 P: 5	R: 1 E: 0 K: 1 S: 7	H: 2 LOB: 2 BB: 1 P: 11	R: 0 E: 0 K: 1 S: 6	H: 1 LOB: 1 BB: 0 P: 6	R: 0 E: 0 K: 1 S: 5	H: 0 LOB: 0 BB: 0 P: 5	R: 0 E: 0 K: 0 S: 3	H: 1 LOB: 1 BB: 0 P: 3	R: 1 E: 0 K: 0 S: 5	H: 2 LOB: 2 BB: 0 P: 5	R: 1 E: 0 K: 2 S: 9	H: 2 LOB: 1 BB: 0 P: 9		1B: 5 2B: 2 3B: 1 HR: 0	SF: 1 SAC: 0 DP: 0 HBP: 0	WP: 1 PB: 1 CS: 2 SB: 0	PA: 35						
PITCHER	IP	WLS	BF	H	R	ER	SO	BB	IBB	HBP	BLK	WP	HR	S	P	ERA	WHIP										
James Baldwin, R ERA: 4.65	7.0	L	27	6	2	2	6	1	0	0	0	1	0	38	42	2.57	1.000										
Tony Castillo, L ERA: 6.75	1.0		3	0	0	0	0	0	0	0	0	0	0	3	3	0.00	0.000										
41 Bill Simas, R ERA: 1.86	0.1		2	1	1	1	1	0	0	0	0	0	0	4	4	27.00	3.000										
Mike Bertotti, L ERA: 7.36	0.2		3	1	0	0	1	0	0	0	0	0	0	5	5	0.00	1.500										

Batter	1	2	3	4	5	6	7	8	9	AB	R	H	RBI	BB	SO	LOB	BOTTOM										
Tony Phillips, S OBP: 0.430, SLG: 0.359	F8				SH1-3		P4			3	1	1	0	1	0	2	Anaheim Angels @ Chicago White Sox Comiskey Park, Chicago, IL Sat May 03 1997, 4:33 AM EDT Unknown - 53 F										
Ray Durham, S OBP: 0.381, SLG: 0.392	F3				F3		F9			5	0	2	2	0	0	3											
Frank Thomas, R OBP: 0.458, SLG: 0.453					F9		F8			4	0	2	0	0	0	2											
Albert Belle, R OBP: 0.256, SLG: 0.374	G3				K					5	0	1	0	0	1	6											
Lyle Mouton, R OBP: 0.340, SLG: 0.429							FC6-4			4	0	1	0	0	0	2											
Chris Snopce, R OBP: 0.303, SLG: 0.372 Harold Baines, L OBP: 0.425, SLG: 0.380 Norberto Martin, R OBP: 0.357, SLG: 0.462										3	0	1	0	0	0	2											
Darren Lewis, R OBP: 0.289, SLG: 0.346 Chad Kreuter, S OBP: 0.333, SLG: 0.563										0	0	0	0	0	0	0											
Ron Karkovics, R OBP: 0.279, SLG: 0.346 Dave Martinez, L OBP: 0.296, SLG: 0.352										2	0	0	0	1	1	1											
Ozzie Guillen, L OBP: 0.299, SLG: 0.358										4	0	2	0	0	0	2											
Inning Stats	R: 0 E: 0 K: 0 S: 4	H: 1 LOB: 1 BB: 0 P: 4	R: 0 E: 0 K: 1 S: 6	H: 1 LOB: 0 BB: 0 P: 6	R: 0 E: 0 K: 1 S: 7	H: 2 LOB: 0 BB: 0 P: 7	R: 0 E: 0 K: 0 S: 3	H: 1 LOB: 0 BB: 0 P: 3	R: 0 E: 0 K: 1 S: 6	H: 1 LOB: 1 BB: 0 P: 6	R: 0 E: 0 K: 0 S: 4	H: 1 LOB: 1 BB: 0 P: 4	R: 0 E: 0 K: 0 S: 4	H: 1 LOB: 2 BB: 1 P: 8	R: 0 E: 0 K: 0 S: 4	H: 1 LOB: 1 BB: 0 P: 4		R: 2 E: 0 K: 0 S: 4	H: 2 LOB: 2 BB: 2 P: 13	1B: 8 2B: 3 3B: 0 HR: 0	SF: 0 SAC: 1 DP: 1 HBP: 1	WP: 0 PB: 0 CS: 1 SB: 0	PA: 40				
PITCHER	IP	WLS	BF	H	R	ER	SO	BB	IBB	HBP	BLK	WP	HR	S	P	ERA	WHIP										
Allen Watson, L ERA: 5.81	1.1		7	0	0	0	0	1	0	0	0	0	0	34	38	0.00	1.286										
Pep Harris, R ERA: 1.77	0.2		3	1	0	0	0	0	0	0	0	0	0	3	3	0.00	1.500										
Mike Holtz, L ERA: 0.93	0.1		1	0	0	0	0	0	0	0	0	0	0	1	1	0.00	0.000										
Mike James, R ERA: 3.88	0.2		6	2	2	2	0	2	0	1	0	0	0	3	12	27.00	6.000										
Rich DeLucia, R ERA: 2.53	0.1	S	1	0	0	0	0	0	0	0	0	0	0	1	1	0.00	0.000										

AB	33
R	3
H	8
RBI	3
BB	1
SO	8
LOB	13



Batter	1	2	3	4	5	6	7	8	9	AB	R	H	RBI	BB	SO	LOB	TOP								
Orlando Palmeiro, L OBP: 0.306, SLG: 0.273 (1, 8)	F7		G6-3			WP 1B			F8	4	0	1	0	0	0	0	Anaheim Angels @ Chicago White Sox Comiskey Park, Chicago, IL Sat May 03 1997, 8:05 PM EDT Att: 24,004 - Unknown - 41 F								
Luis Alicaes, S OBP: 0.372, SLG: 0.402 (1, 4)	G6-3			K2-3		G1-3			1B G6-3 BB	3	1	0	0	1	1	2									
Jim Edmonds, L OBP: 0.342, SLG: 0.480 (1, 3)	F8			F8		G3			G6-3 DI 1B	4	0	1	0	0	0	2									
Tim Salmon, R OBP: 0.321, SLG: 0.367 (1, 9)		F8		P4			F9		G6-3	4	0	0	1	0	0	1									
16 Garret Anderson, L OBP: 0.354, SLG: 0.376 (1, 7)		G4-3			K		K		K2-3	4	0	0	0	0	3	1									
Eddie Murray, S OBP: 0.301, SLG: 0.368 (1, 10)		F8			G3-1		G4-6-3			3	0	0	0	0	0	1									
Jack Howell, L OBP: 0.391, SLG: 0.727 (1, 5)				HR		F8			K	3	1	1	1	0	1	0									
Jorge Fabregas, L OBP: 0.069, SLG: 0.036 (1, 2)			F7			E4 WP 1B			G4-3	3	0	0	0	0	0	0									
Gary Disarcina, R OBP: 0.231, SLG: 0.322 (1, 6)			F7			K			L9	3	0	0	0	0	1	1									
Inning Stats	R: 0 E: 0 K: 0 S: 7	H: 0 LOB: 0 BB: 0 P: 12	R: 0 E: 0 K: 0 S: 5	H: 0 LOB: 0 BB: 0 P: 11	R: 1 E: 0 K: 0 S: 10	H: 1 LOB: 0 BB: 0 P: 16	R: 0 E: 0 K: 1 S: 6	H: 0 LOB: 0 BB: 0 P: 7	R: 0 E: 0 K: 1 S: 9	H: 0 LOB: 0 BB: 0 P: 14	R: 0 E: 1 K: 1 S: 12	H: 1 LOB: 2 BB: 0 P: 16	R: 0 E: 0 K: 1 S: 7	H: 0 LOB: 0 BB: 0 P: 9	R: 0 E: 0 K: 1 S: 7	H: 0 LOB: 0 BB: 0 P: 11	R: 1 E: 0 K: 1 S: 12	H: 1 LOB: 1 BB: 1 P: 21	1B: 2 2B: 0 3B: 0 HR: 1	SF: 0 SAC: 0 DP: 1 HBP: 0	WP: 2 PB: 0 SB: 0 CS: 0	PA: 32			
PITCHER	IP	WLS	BF	H	R	ER	SO	BB	IBB	HBP	BLK	WP	HR	S	P	ERA	WHIP								
Doug Drabek, R ERA: 6.15 (1, 1)	7.0	W	24	2	1	1	4	0	0	0	0	2	1	56	85	1.29	0.286								
Tony Castillo, L ERA: 6.23 (8, 1)	1.0		3	0	0	0	1	0	0	0	0	0	0	7	11	0.00	0.000								
Roberto Hernandez, R ERA: 5.59 (9, 1)	1.0	S	5	1	1	1	1	1	0	0	0	0	0	12	21	9.00	2.000								

Batter	1	2	3	4	5	6	7	8	9	AB	R	H	RBI	BB	SO	LOB	BOTTOM								
Tony Phillips, S OBP: 0.424, SLG: 0.365 (1, 9)	G1-3		G6-3	F7		2B				4	0	1	0	0	0	2	Anaheim Angels @ Chicago White Sox Comiskey Park, Chicago, IL Sat May 03 1997, 8:05 PM EDT Att: 24,004 - Unknown - 41 F								
Ray Durham, S OBP: 0.393, SLG: 0.443 (1, 4)	S BB SF8 1B		HR	PO 1H 2H 2B		F7				4	2	3	3	0	0	1									
Frank Thomas, R OBP: 0.463, SLG: 0.448 (1, 3)	SAFE		1B	F7						1	0	0	0	2	0	1									
Darren Lewis, R OBP: 0.259, SLG: 0.130 (7, 8)	SAFE		1B BB							1	0	0	0	0	1	0									
Albert Belle, R OBP: 0.264, SLG: 0.376 (1, 7)	SF8		1B	BB						2	0	1	1	1	1	0									
Harold Baines, L OBP: 0.418, SLG: 0.373 (1, 10)	P5		1B	BB		G4-3			G4-3	4	0	1	0	0	0	1									
Chris Snopce, R OBP: 0.301, SLG: 0.366 (1, 5)		G4-3 1B	P6			P6			P3	4	0	1	0	0	0	3									
Dave Martinez, L OBP: 0.286, SLG: 0.337 (7, 3)	SAFE	G4-3	L3			F9			G4-3	4	0	0	0	0	0	4									
Tony Peña, R OBP: 0.200, SLG: 0.136 (1, 2)		K		1B 2B 1B		L9			K	4	1	1	0	0	2	1									
Ozzie Guillen, L OBP: 0.300, SLG: 0.357 (1, 6)		L3		1B 2B 1B		F7				3	1	1	0	0	0	1									
Inning Stats	R: 1 E: 0 K: 0 S: 9	H: 1 LOB: 1 BB: 1 P: 18	R: 0 E: 0 K: 1 S: 7	H: 1 LOB: 0 BB: 0 P: 13	R: 1 E: 0 K: 0 S: 12	H: 3 LOB: 3 BB: 1 P: 26	R: 2 E: 0 K: 0 S: 11	H: 3 LOB: 1 BB: 1 P: 21	R: 0 E: 0 K: 0 S: 10	H: 0 LOB: 0 BB: 0 P: 14	R: 0 E: 0 K: 2 S: 8	H: 0 LOB: 0 BB: 0 P: 14	R: 0 E: 0 K: 1 S: 8	H: 0 LOB: 0 BB: 0 P: 13	R: 0 E: 0 K: 1 S: 8	H: 0 LOB: 0 BB: 0 P: 13	R: 1 E: 0 K: 2 S: 12	H: 1 LOB: 2 BB: 0 HR: 1	SF: 1 SAC: 0 DP: 0 HBP: 0	WP: 0 PB: 0 SB: 1 CS: 0	PA: 36				
PITCHER	IP	WLS	BF	H	R	ER	SO	BB	IBB	HBP	BLK	WP	HR	S	P	ERA	WHIP								
Dennis Springer, R ERA: 8.27 (1, 1)	3.2	L	22	8	4	4	1	3	0	0	0	0	0	39	78	9.82	3.000								
Darrell May, L ERA: 5.25 (4, 1)	4.1		13	1	0	0	3	0	0	0	0	0	0	34	54	0.00	0.231								

AB	31
R	2
H	3
RBI	2
BB	1
SO	6
LOB	8



AB	31
R	4
H	9
RBI	4
BB	3
SO	4
LOB	14



Batter	1	2	3	4	5	6	7	8	9	AB	R	H	RBI	BB	SO	LOB	TOP			
Orlando Palmeiro, L OBP: 0.296, SLG: 0.250	G6-3	G3		G4-3			F7			4	0	0	0	1	0	1				
Jim Edmonds, L OBP: 0.347, SLG: 0.458	G6-3	G4-3			K		F8			4	0	0	0	1	1	1				
Dave Hollins, S OBP: 0.386, SLG: 0.382	BB 1B	G5-3			F7			E FC1 HR 1B	G6-4-3	4	2	1	0	1	0	2				
Jim Leyritz, R OBP: 0.389, SLG: 0.525	16 BB 1B BB		G4-3		F9			FC1 HR		3	2	0	0	1	0	1				
Tim Salmon, R OBP: 0.342, SLG: 0.425	16 BB 1B 1B		K				16 CS 1B	HR		4	2	3	4	0	1	0				
16 Garret Anderson, L OBP: 0.398, SLG: 0.374	1B BB					G3		F7		3	1	1	0	1	0	1				
Eddie Murray, S OBP: 0.295, SLG: 0.358	1B		G4-3			G3		G1-3		4	0	1	2	0	0	1				
Luis Alicaia, S OBP: 0.353, SLG: 0.378	1B			F8			G1-3	G4-3		4	0	1	1	0	0	0				
Gary Disarcina, R OBP: 0.242, SLG: 0.326	G5-3			F8			E1 1B	F7		4	0	1	0	0	0	2				
Inning Stats	R: 4 E: 0 K: 0 S: 6	H: 3 LOB: 2 BB: 3 P: 18	R: 0 E: 0 K: 0 S: 3	H: 0 LOB: 0 BB: 0 P: 3	R: 0 E: 0 K: 1 S: 6	H: 1 LOB: 1 BB: 0 P: 6	R: 0 E: 0 K: 0 S: 3	H: 0 LOB: 0 BB: 0 P: 3	R: 0 E: 0 K: 1 S: 5	H: 1 LOB: 0 BB: 0 P: 3	R: 0 E: 1 K: 0 S: 4	H: 1 LOB: 1 BB: 0 P: 4	R: 3 E: 1 K: 0 S: 6	H: 2 LOB: 0 BB: 2 P: 6	R: 0 E: 0 K: 0 S: 2	H: 0 LOB: 1 BB: 2 P: 10	1B: 7 2B: 0 3B: 0 HR: 1	SF: 0 SAC: 0 DP: 1 HBP: 0	WP: 0 PB: 0 SB: 0 CS: 1	PA: 39
PITCHER	IP WLS BF H R ER SO BB IBB HBP BLK WP HR S P ERA WHIP	IP WLS BF H R ER SO BB IBB HBP BLK WP HR S P ERA WHIP																		
Scott Kamieniecki, R ERA: 3.75	(1, 1)	7.0	L	29	6	4	4	2	3	0	0	0	0	0	0	30	42	5.14	1.286	
Terry Mathews, R ERA: 3.38	(8, 1)	1.0		6	2	3	2	0	0	0	0	0	0	0	1	6	6	18.00	2.000	
Jesse Orosco, L ERA:	(9, 1)	1.0		4	0	0	0	0	2	0	0	0	0	0	0	2	10	0.00	2.000	

Anaheim Angels @ Baltimore Orioles
 Oriole Park at Camden Yards, Baltimore, MD
 Mon May 05 1997, 7:05 PM EDT
 Att: 41,296 - Cloudy - 73 F

AB	34
R	7
H	8
RBI	7
BB	5
SO	2
LOB	9



Batter	1	2	3	4	5	6	7	8	9	AB	R	H	RBI	BB	SO	LOB	BOTTOM			
Brady Anderson, L OBP: 0.504, SLG: 0.515					K				1B BB	3	0	2	0	2	1	0				
Roberto Alomar, S OBP: 0.333, SLG: 0.476	F7				G3				1B BB	4	0	2	0	1	0	1				
Eric Davis, R OBP: 0.407, SLG: 0.654	F7			P4					K	5	0	1	0	0	2	7				
Rafael Palmeiro, L OBP: 0.344, SLG: 0.457	F9				G6-3				FC3-6 1B	4	0	0	0	0	1	2				
Cal Ripken Jr., R OBP: 0.355, SLG: 0.540					F9				P6	4	0	0	0	0	0	1				
B.J. Surhoff, L OBP: 0.398, SLG: 0.481					F9					4	0	2	0	0	0	0				
Pete Incaviglia, R OBP: 0.343, SLG: 0.525									FC6-4 1B	4	0	0	0	0	1	3				
Chris Hoiles, R OBP: 0.413, SLG: 0.455					F8					4	0	0	0	0	1	3				
Chris Hoiles, R OBP: 0.413, SLG: 0.455									F7	3	1	1	0	1	0	0				
Mike Bordick, R OBP: 0.257, SLG: 0.278					K					4	1	1	2	0	1	1				
Inning Stats	R: 0 E: 0 K: 0 S: 4	H: 1 LOB: 1 BB: 0 P: 4	R: 0 E: 0 K: 0 S: 3	H: 0 LOB: 0 BB: 0 P: 3	R: 0 E: 0 K: 1 S: 6	H: 1 LOB: 2 BB: 1 P: 10	R: 0 E: 0 K: 0 S: 3	H: 0 LOB: 0 BB: 0 P: 3	R: 2 E: 0 K: 1 S: 7	H: 2 LOB: 0 BB: 0 P: 7	R: 0 E: 0 K: 1 S: 5	H: 2 LOB: 2 BB: 2 P: 13	R: 0 E: 0 K: 1 S: 6	H: 1 LOB: 1 BB: 0 P: 6	R: 0 E: 0 K: 1 S: 6	H: 1 LOB: 2 BB: 1 P: 10	1B: 7 2B: 1 3B: 0 HR: 1	SF: 0 SAC: 0 DP: 0 HBP: 0	WP: 0 PB: 0 SB: 0 CS: 0	PA: 39
PITCHER	IP WLS BF H R ER SO BB IBB HBP BLK WP HR S P ERA WHIP	IP WLS BF H R ER SO BB IBB HBP BLK WP HR S P ERA WHIP																		
Jason Dickson, R ERA: 3.13	(1, 1)	6.1	W	28	6	2	2	3	3	0	0	0	0	0	0	31	43	2.84	1.421	
Chuck McElroy, L ERA: 3.49	(7, 1)	0.1		1	1	0	0	0	0	0	0	0	0	0	1	1	0.00	3.000		
Mike James, R ERA: 3.18	(7, 1)	2.1	S	10	2	0	0	3	1	0	0	0	0	0	15	19	0.00	1.286		

Anaheim Angels @ Baltimore Orioles
 Oriole Park at Camden Yards, Baltimore, MD
 Mon May 05 1997, 7:05 PM EDT
 Att: 41,296 - Cloudy - 73 F

AB	35
R	2
H	9
RBI	2
BB	4
SO	6
LOB	15



Batter	1	2	3	4	5	6	7	8	9	AB	R	H	RBI	BB	SO	LOB	TOP				
Darin Erstad, L (1, 3) OBP: 0.340, SLG: 0.393 Jim LeVritz, R (9, PH) OBP: 0.385, SLG: 0.519	G4-3		G4-3	G4-3			K		K	4	0	1	1	0	1	0	Anaheim Angels @ Baltimore Orioles Oriole Park at Camden Yards, Baltimore, MD Tue May 06 1997, 7:05 PM EDT Att: 37,150 - Cloudy - 67 F				
Luis Alicaes, S (1, 4) OBP: 0.355, SLG: 0.389	1B		2B	2B			G3		F7	5	1	2	0	0	0	3					
Jim Edmonds, L (1, 8) OBP: 0.349, SLG: 0.459	BB		1B	2B			G1-3		F8	4	1	1	1	1	0	3					
Dave Hollins, S (1, 5) OBP: 0.381, SLG: 0.377	F8		1B						G1-3	4	1	1	1	0	1	2					
Tim Salmon, R (1, 9) OBP: 0.339, SLG: 0.413	BB		F8				L5		F8	3	0	0	0	1	0	1					
16 Garret Anderson, L (1, 7) OBP: 0.355, SLG: 0.370	F8		E5				G4-3		1B	4	0	1	0	0	0	3					
Eddie Murray, S (1, 10) OBP: 0.293, SLG: 0.353			G4-3						P6	4	0	1	0	0	1	2					
Jorge Fabregas, L (1, 2) OBP: 0.091, SLG: 0.063	G6-3			1B			F8		E9	4	1	1	0	0	0	1					
Gary Disarcina, R (1, 6) OBP: 0.233, SLG: 0.313	G3			G1-3			G1-6-3		E6	4	0	0	0	0	0	3					
Inning Stats	R: 0 E: 0 K: 0 S: 4	H: 1 LOB: 3 BB: 2 P: 12	R: 0 E: 0 K: 1 S: 5	H: 0 LOB: 0 BB: 0 P: 5	R: 3 E: 1 K: 0 S: 7	H: 3 LOB: 1 BB: 0 P: 7	R: 1 E: 0 K: 0 S: 5	H: 2 LOB: 1 BB: 0 P: 5	R: 0 E: 0 K: 1 S: 3	H: 1 LOB: 0 BB: 0 P: 3	R: 0 E: 0 K: 1 S: 5	H: 0 LOB: 1 BB: 0 P: 5	R: 0 E: 0 K: 0 S: 4	H: 1 LOB: 1 BB: 0 P: 4	R: 0 E: 2 K: 1 S: 7	H: 0 LOB: 2 BB: 0 P: 7		1B: 6 2B: 2 3B: 0 HR: 0	SF: 0 SAC: 0 DP: 1 HBP: 0	WP: 0 PB: 1 SB: 3 CS: 0	PA: 39
PITCHER	IP	WLS	BF	H	R	ER	SO	BB	IBB	HBP	BLK	WP	HR	S	P	ERA	WHIP				
Scott Erickson, R (1, 1) ERA: 2.89	8.0	W	36	8	4	3	3	2	0	0	0	0	0	40	48	3.38	1.250				
Randy Myers, L (9, 1) ERA: 1.38	1.0	S	3	0	0	0	1	0	0	0	0	0	0	5	5	0.00	0.000				

Batter	1	2	3	4	5	6	7	8	9	AB	R	H	RBI	BB	SO	LOB	BOTTOM				
Brady Anderson, L (1, 8) OBP: 0.492, SLG: 0.495	G6-3		1B				FC		K	4	2	0	1	0	2	2	Anaheim Angels @ Baltimore Orioles Oriole Park at Camden Yards, Baltimore, MD Tue May 06 1997, 7:05 PM EDT Att: 37,150 - Cloudy - 67 F				
Roberto Alomar, S (1, 4) OBP: 0.330, SLG: 0.465	F8		F8				K			4	0	1	0	0	1	3					
Eric Davis, R (1, 9) OBP: 0.432, SLG: 0.718	HR		1B				K			4	2	4	1	0	0	0					
Rafael Palmeiro, L (1, 3) OBP: 0.333, SLG: 0.442	F8		K				K			4	0	0	0	0	2	4					
Cal Ripken Jr., R (1, 5) OBP: 0.352, SLG: 0.556			F8				F9		HR	4	1	1	4	0	0	2					
Chris Hoiles, R (1, 10) OBP: 0.396, SLG: 0.432			F9				F8		F7	4	0	0	0	0	0	0					
B.J. Surhoff, L (1, 7) OBP: 0.402, SLG: 0.476			BB				K		P6	3	1	1	0	1	1	0					
Lenny Webster, R (1, 2) OBP: 0.259, SLG: 0.217			K				G4-3		BB	3	1	1	1	1	1	1					
Mike Bordick, R (1, 6) OBP: 0.257, SLG: 0.277			F7				F9		K	4	1	1	0	0	1	1					
Inning Stats	R: 1 E: 0 K: 0 S: 4	H: 1 LOB: 0 BB: 0 P: 4	R: 0 E: 0 K: 1 S: 5	H: 0 LOB: 1 BB: 1 P: 9	R: 1 E: 1 K: 1 S: 7	H: 1 LOB: 2 BB: 0 P: 8	R: 0 E: 0 K: 1 S: 5	H: 0 LOB: 0 BB: 0 P: 5	R: 0 E: 0 K: 1 S: 6	H: 2 LOB: 2 BB: 0 P: 6	R: 0 E: 0 K: 0 S: 3	H: 0 LOB: 0 BB: 0 P: 3	R: 6 E: 0 K: 2 S: 13	H: 5 LOB: 0 BB: 0 P: 13	R: 0 E: 0 K: 2 S: 7	H: 0 LOB: 1 BB: 1 P: 11		1B: 5 2B: 2 3B: 0 HR: 2	SF: 0 SAC: 0 DP: 0 HBP: 1	WP: 1 PB: 0 SB: 0 CS: 0	PA: 37
PITCHER	IP	WLS	BF	H	R	ER	SO	BB	IBB	HBP	BLK	WP	HR	S	P	ERA	WHIP				
Chuck Finley, L (1, 1) ERA: 5.79	6.2	L	31	8	7	6	6	1	0	1	0	0	1	41	46	8.10	1.350				
Pep Harris, R (7, 1) ERA: 3.0	0.1		2	1	1	1	0	0	0	0	0	0	1	2	2	27.00	3.000				
Darrell May, L (8, 1) ERA: 4.85	1.0		4	0	0	0	2	1	0	0	0	0	0	7	11	0.00	1.000				

Batter	1	2	3	4	5	6	7	8	9	AB	R	H	RBI	BB	SO	LOB	TOP										
Darin Erstad, L (1,3) X OBP: 0.337, SLG: 0.387	P1		G6-4-3 1B		F8		F7			4	0	1	0	0	0	0	Anaheim Angels @ Baltimore Orioles Oriole Park at Camden Yards, Baltimore, MD Wed May 07 1997, 7:05 PM EDT Att: 43,858 - Unknown - 19 F										
Luis Alica S (1,4) X OBP: 0.360, SLG: 0.394	F7		P4		WP 1B			S 1B		4	0	2	0	0	0	2											
Dave Hollins, S (1,5) X OBP: 0.377, SLG: 0.373		FC6-4 1B	G6-4-3		F7			F9		4	0	1	0	0	0	4											
Jim Leyritz, R (1,2) X OBP: 0.379, SLG: 0.506	FC6-4				F8			K		4	0	1	0	0	1	2											
Tim Salmon, R (1,9) X OBP: 0.336, SLG: 0.402					F8			K		3	0	0	0	1	1	2											
Eddie Murray, S (1,10) X OBP: 0.292, SLG: 0.348		L4			G2-3 1B			K		4	0	1	0	0	1	1											
Jim Edmonds, L (1,8) X OBP: 0.354, SLG: 0.451		S BB			G1-3			K		2	0	0	0	2	1	1											
Gary Disarcina, R (1,6) X OBP: 0.234, SLG: 0.311		G6-3			G6-3			F8		4	0	1	0	0	0	3											
Craig Grebeck, R (1,7) X OBP: 0.306, SLG: 0.143					G4-3			F7		4	0	1	0	0	0	1											
Inning Stats	R: 0 E: 0 K: 0 S: 4	H: 1 LOB: 1 BB: 0 P: 4	R: 0 E: 0 K: 0 S: 3	H: 0 LOB: 1 BB: 1 P: 7	R: 0 E: 0 K: 0 S: 4	H: 2 LOB: 1 BB: 0 P: 4	R: 0 E: 0 K: 0 S: 3	H: 0 LOB: 2 BB: 2 P: 11	R: 0 E: 0 K: 1 S: 6	H: 1 LOB: 1 BB: 0 P: 6	R: 0 E: 0 K: 0 S: 3	H: 0 LOB: 0 BB: 0 P: 3	R: 0 E: 0 K: 1 S: 6	H: 1 LOB: 1 BB: 0 P: 6	R: 0 E: 0 K: 2 S: 8	H: 1 LOB: 1 BB: 0 P: 8	1B: 8 2B: 1 3B: 0 HR: 0	SF: 0 SAC: 0 DP: 2 HBP: 0	WP: 1 PB: 0 SB: 2 CS: 1	PA: 36							
PITCHER	IP	WLS	BF	H	R	ER	SO	BB	IBB	HBP	BLK	WP	HR	S	P	ERA	WHIP										
Jimmy Key, L (1,1) ERA: 1.93	6.0	W	25	6	0	0	1	3	0	0	0	1	0	24	36	0.00	1.500										
Jesse Orosco, L (7,1) ERA:	1.0		4	1	0	0	0	0	0	0	0	0	0	4	4	0.00	1.000										
Armando Benitez, R (8,1) ERA: 5.54	1.0	S	3	0	0	0	1	0	0	0	0	0	0	5	5	0.00	0.000										
Randy Myers, L (9,1) ERA: 1.29	1.0		4	1	0	0	2	0	0	0	0	0	0	8	8	0.00	1.000										

Batter	1	2	3	4	5	6	7	8	9	AB	R	H	RBI	BB	SO	LOB	BOTTOM										
Brady Anderson, L (1,8) X OBP: 0.493, SLG: 0.490	S 2B BB				K		F7			3	1	1	0	1	1	0	Anaheim Angels @ Baltimore Orioles Oriole Park at Camden Yards, Baltimore, MD Wed May 07 1997, 7:05 PM EDT Att: 43,858 - Unknown - 19 F										
Roberto Alomar, S (1,4) X OBP: 0.327, SLG: 0.456	F7	F9			1B			G5-3		4	0	1	0	0	0	2											
Eric Davis, R (1,9) X OBP: 0.438, SLG: 0.733					G1-3			F7		1	0	1	1	0	0	0											
Tony Tarasco, L (1,PR) (2,9) X OBP: 0.185, SLG: 0.185	1H 2B				K			F7		3	1	0	0	0	1	1											
Rafael Palmeiro, L (1,3) X OBP: 0.324, SLG: 0.427	F8				F9			G3		4	0	0	0	0	1	2											
Cal Ripken Jr., R (1,5) X OBP: 0.351, SLG: 0.550		1B 2H			G6-3			F8		3	0	1	1	0	0	0											
Pete Incaviglia, R (1,10) X OBP: 0.343, SLG: 0.516					G1-3			F8		3	0	1	0	0	0	0											
B.J. Surhoff, L (1,7) X OBP: 0.389, SLG: 0.459	F8				K			F9		3	0	0	0	0	1	2											
Chris Hoiles, R (1,2) X OBP: 0.404, SLG: 0.476					F8			L1-3 1B		3	1	2	1	0	0	0											
Mike Bordick, R (1,6) X OBP: 0.250, SLG: 0.269					G6-3			G5-3		3	0	0	0	0	0	1											
Inning Stats	R: 2 E: 0 K: 0 S: 6	H: 3 LOB: 2 BB: 1 P: 10	R: 0 E: 0 K: 0 S: 4	H: 1 LOB: 1 BB: 0 P: 4	R: 0 E: 0 K: 0 S: 3	H: 0 LOB: 0 BB: 0 P: 3	R: 1 E: 0 K: 1 S: 6	H: 1 LOB: 0 BB: 0 P: 6	R: 0 E: 0 K: 2 S: 8	H: 1 LOB: 1 BB: 0 P: 8	R: 0 E: 0 K: 0 S: 3	H: 0 LOB: 0 BB: 0 P: 3	R: 0 E: 0 K: 1 S: 5	H: 0 LOB: 0 BB: 0 P: 5	1B: 5 2B: 2 3B: 0 HR: 1	SF: 0 SAC: 0 DP: 1 HBP: 0	WP: 0 PB: 0 SB: 1 CS: 0	PA: 31									
PITCHER	IP	WLS	BF	H	R	ER	SO	BB	IBB	HBP	BLK	WP	HR	S	P	ERA	WHIP										
Allen Watson, L (1,1) ERA: 5.45	7.0	L	28	7	3	3	3	1	0	0	0	0	0	33	37	3.86	1.143										
Mike Holtz, L (8,1) ERA: 0.79	1.0		3	0	0	0	1	0	0	0	0	0	0	5	5	0.00	0.000										

AB 33
R 0
H 8
RBI 0
BB 3
SO 4
LOB 16



AB 30
R 3
H 7
RBI 3
BB 1
SO 4
LOB 8



Batter	1	2	3	4	5	6	7	8	9	AB	R	H	RBI	BB	SO	LOB	TOP			
Darin Erstad, L (1, 3) OBP: 0.330, SLG: 0.408	0-0 HR		2-2 G3-1		2-1 F8		0-1 G6-3		0-3 K	5	1	1	1	0	1	1	Anaheim Angels @ Milwaukee Brewers Milwaukee County Stadium, Milwaukee, WI Fri May 09 1997, 8:05 PM EDT Att: 12,135 - Unknown - 53 F			
Jim Edmonds, L (1, 8) OBP: 0.356, SLG: 0.453	3-2 WP 2B		2-3 K		2-1 G4-3		1-0 F7		4-1 1B BB	4	0	1	0	1	1					
Dave Hollins, S (1, 5) OBP: 0.370, SLG: 0.365	3-1 P3 2-3			1-1 G3		1-3 K		3-2 P5	1-1 1B	5	0	1	0	0	1					
Jim Leyritz, R (1, 2) OBP: 0.380, SLG: 0.533	1-2 F9			2-1 G4-3		0-2 2B 1B		0-0 HR	0-3 K	5	1	2	1	0	1	3				
Tim Salmon, R (1, 9) OBP: 0.338, SLG: 0.436	0-2 K			3-2 HR		1-1 2B		1-2 K	0-3 K	5	1	2	1	0	3	3				
16 Garret Anderson, L (1, 7) OBP: 0.375, SLG: 0.393		3-1 G6-4-3 1B		1-1 1B		4-0 BB		1-0 PB WP 2B		3	1	3	0	1	0	0				
Eddie Murray, S (1, 10) Orlando Palmeiro, L (8, PR) OBP: 0.290, SLG: 0.337 OBP: 0.296, SLG: 0.250		1-2 G6-4-3 1-2		1-2 G4-3		1-3 K		4-2 1B BB		3	0	0	0	1	1	5				
Luis Alicea, S (1, 4) OBP: 0.365, SLG: 0.398		1-1 F8			1-2 1B		0-0 F9		0-1 1B	4	0	2	0	0	0	3				
Gary Disarcina, R (1, 6) OBP: 0.225, SLG: 0.299			0-2 L3		0-0 P9		2-2 L7		1-3 K	4	0	0	0	0	1	3				
Inning Stats	R: 1 E: 0 K: 1 S: 13	H: 2 LOB: 1 BB: 0 P: 20	R: 0 E: 0 K: 0 S: 7	H: 1 LOB: 0 BB: 0 P: 12	R: 0 E: 0 K: 1 S: 9	H: 0 LOB: 0 BB: 0 P: 13	R: 1 E: 0 K: 0 S: 13	H: 2 LOB: 1 BB: 0 P: 21	R: 0 E: 0 K: 2 S: 13	H: 2 LOB: 3 BB: 1 P: 20	R: 0 E: 0 K: 0 S: 9	H: 0 LOB: 0 BB: 0 P: 12	R: 2 E: 0 K: 2 S: 18	H: 3 LOB: 2 BB: 1 P: 28	R: 0 E: 0 K: 3 S: 13	H: 1 LOB: 2 BB: 1 P: 18		1B: 6 2B: 3 3B: 0 HR: 3	SF: 0 SAC: 0 DP: 1 HBP: 0	WP: 2 PB: 1 CS: 0
PITCHER	IP WLS BF H R ER SO BB IBB HBP BLK WP HR S P ERA WHIP																			
21 Cal Eldred, R (1, 1) ERA: 4.35	7.0 W 29 8 2 2 4 1 0 0 0 1 2 73 111 2.57 1.286																			
Bob Wickman, R (8, 1) ERA: 5.71	1.0 7 3 2 2 2 1 0 0 0 1 1 18 28 18.00 4.000																			
Doug Jones, R (9, 1) ERA: 1.93	1.0 S 5 1 0 0 3 1 0 0 0 0 0 13 18 0.00 2.000																			

Batter	1	2	3	4	5	6	7	8	9	AB	R	H	RBI	BB	SO	LOB	BOTTOM			
Gerald Williams, R (1, 8) OBP: 0.343, SLG: 0.430	1-3 K	2-2 F8			0-0 B1-3		2-1 1B		4 0 1 1 0 1 1	Anaheim Angels @ Milwaukee Brewers Milwaukee County Stadium, Milwaukee, WI Fri May 09 1997, 8:05 PM EDT Att: 12,135 - Unknown - 53 F										
Jeff Cirillo, R (1, 5) OBP: 0.369, SLG: 0.373	4-2 2B BB		2-3 K		0-0 G6-3		3-H K		3 1 0 0 1 2 1											
Dave Nilsson, L (1, 10) OBP: 0.402, SLG: 0.505	3-2 PB 1-H G4-3 2B		2-2 P8		3-2 P7		1-3 K		4 1 1 1 0 1 0											
John Jaha, R (1, 3) OBP: 0.367, SLG: 0.505	2-2 G4-3		2-1 F9		2-3 K		4-1 BB		3 0 0 1 1 1 0											
Jeromy Burnitz, L (1, 7) OBP: 0.402, SLG: 0.532	4-1 BB			3-3 K		2-1 P6		2-3 K	3 0 0 0 1 2 1											
Matt Mieske, R (1, 9) OBP: 0.400, SLG: 0.564	1 SAFE 2-3 SAFE K 1 SAFE			3-2 G4-3 1B 1B		0-0 2B 2B		3-1 F7	4 2 2 0 0 1 2											
Jose Valentin, S (1, 6) OBP: 0.316, SLG: 0.353		1-1 1B 1B		3-2 G4-3		1-2 G4-3 1B 2B			3 1 2 1 0 0 1											
Mark Loretta, R (1, 4) OBP: 0.307, SLG: 0.256	1 SAFE 1 SAFE 1 SAFE	3-2 1-2 1B		3-2 1B		1-3 K			3 0 2 1 0 1 1											
Mike Matheny, R (1, 2) OBP: 0.312, SLG: 0.366	1 SAFE 1 SAFE	1-3 K			3-1 F7		2-2 G4-3		3 0 0 0 0 1 2											
Inning Stats	R: 2 E: 0 K: 2 S: 18	H: 1 LOB: 1 BB: 2 P: 34	R: 0 E: 0 K: 1 S: 12	H: 2 LOB: 0 BB: 0 P: 18	R: 0 E: 0 K: 1 S: 8	H: 0 LOB: 0 BB: 0 P: 14	R: 1 E: 0 K: 1 S: 12	H: 2 LOB: 1 BB: 0 P: 24	R: 0 E: 0 K: 0 S: 4		H: 0 LOB: 0 BB: 0 P: 7	R: 0 E: 0 K: 1 S: 8	H: 0 LOB: 0 BB: 0 P: 15	R: 2 E: 0 K: 2 S: 18	H: 3 LOB: 1 BB: 0 P: 25	R: 0 E: 0 K: 2 S: 9	H: 0 LOB: 1 BB: 1 P: 19	1B: 5 2B: 3 3B: 0 HR: 0	SF: 0 SAC: 0 DP: 0 HBP: 0	WP: 0 PB: 1 CS: 0
PITCHER	IP WLS BF H R ER SO BB IBB HBP BLK WP HR S P ERA WHIP																			
Shigetoshi Hasegawa, R (1, 1) ERA: 6.35	6.0 L 25 7 5 4 6 2 0 0 0 0 0 66 117 6.00 1.500																			
Rich DelLucia, R (7, 1) ERA: 2.08	1.0 4 1 0 0 2 0 0 0 0 0 0 14 20 0.00 1.000																			
Chuck McElroy, L (8, 1) ERA: 3.21	1.0 4 0 0 0 2 1 0 0 0 0 0 9 19 0.00 1.000																			

Batter	1	2	3	4	5	6	7	8	9	10	AB	R	H	RBI	BB	SO	LOB	TOP	
Darin Erstad, L (1, 3) OBP: 0.324, SLG: 0.408	K		1B 2B		F8	G4-3			G6-3		5	1	1	0	0	1	1	Anaheim Angels @ Milwaukee Brewers Milwaukee County Stadium, Milwaukee, WI Sat May 10 1997, 4:33 AM EDT Att. 15,240 - Sunny - 56 F	
Dave Hollins, S (1, 5) OBP: 0.371, SLG: 0.375	B5-3		G6-4-3 1B		1B 2B		P6		G1-6-3		5	1	2	0	0	0	0		
Tim Salmon, R (1, 9) OBP: 0.348, SLG: 0.438	K		G6-4-3 1B		FC1-6 1B				G5-3		4	0	2	1	1	1	0		
Jim Leyritz, R (1, 2) OBP: 0.311, SLG: 0.526		G5-3	G6-4-3		FC1-6 1B			K			5	0	2	1	0	1	3		
16 Garret Anderson, L (1, 7) OBP: 0.368, SLG: 0.386		F9 1B 2B	K		FC1-6 1B			K		FC1-6	5	1	1	0	0	2	5		
Eddie Murray, S Orlando Palmeiro, L (1, 10) (8, PR) OBP: 0.298, SLG: 0.337 OBP: 0.291, SLG: 0.245		2B 1B		K	FC6-4			1B BB		F7	3	0	1	0	1	1	2		
Jim Edmonds, L (1, 8) OBP: 0.357, SLG: 0.446		F9		F8				G6-4-3 BB			4	0	1	0	1	1	3		
Craig Grebeck, R Jack Howell, L Luis Alicea, S (1, 4) (8, PH) (8, 4) OBP: 0.333, SLG: 0.226 OBP: 0.370, SLG: 0.654 OBP: 0.365, SLG: 0.398		2-1 2B			G6-4-3			G4-3 1B			3	0	2	1	0	0	1		
Gary Disarcina, R (1, 6) OBP: 0.226, SLG: 0.306		G3		G3				2B			1	0	0	0	0	0	2		
											0	0	0	0	0	0	0		
Inning Stats	R: 0 E: 0 K: 2 S: 7	H: 0 LOB: 2 BB: 0 P: 10	R: 1 E: 0 K: 0 S: 12	H: 3 LOB: 2 BB: 0 P: 17	R: 1 E: 0 K: 1 S: 12	H: 3 LOB: 1 BB: 0 P: 16	R: 1 E: 0 K: 0 S: 11	H: 3 LOB: 2 BB: 0 P: 23	R: 0 E: 0 K: 0 S: 8	H: 1 LOB: 1 BB: 1 P: 18	R: 0 E: 0 K: 1 S: 14	H: 1 LOB: 2 BB: 1 P: 23	R: 0 E: 0 K: 0 S: 7	H: 0 LOB: 0 BB: 0 P: 11	R: 0 E: 0 K: 1 S: 12	H: 1 LOB: 1 BB: 0 P: 13	1B: 9 2B: 4 3B: 0 HR: 0	SF: 0 SAC: 0 DP: 2 HBP: 0	WP: 0 PA: 43
PITCHER	IP WLS BF H R ER SO BB IBB HBP BLK WP HR S P ERA WHIP	IP WLS BF H R ER SO BB IBB HBP BLK WP HR S P ERA WHIP	IP WLS BF H R ER SO BB IBB HBP BLK WP HR S P ERA WHIP	IP WLS BF H R ER SO BB IBB HBP BLK WP HR S P ERA WHIP	IP WLS BF H R ER SO BB IBB HBP BLK WP HR S P ERA WHIP	IP WLS BF H R ER SO BB IBB HBP BLK WP HR S P ERA WHIP	IP WLS BF H R ER SO BB IBB HBP BLK WP HR S P ERA WHIP	IP WLS BF H R ER SO BB IBB HBP BLK WP HR S P ERA WHIP	IP WLS BF H R ER SO BB IBB HBP BLK WP HR S P ERA WHIP	IP WLS BF H R ER SO BB IBB HBP BLK WP HR S P ERA WHIP	IP WLS BF H R ER SO BB IBB HBP BLK WP HR S P ERA WHIP	IP WLS BF H R ER SO BB IBB HBP BLK WP HR S P ERA WHIP	IP WLS BF H R ER SO BB IBB HBP BLK WP HR S P ERA WHIP	IP WLS BF H R ER SO BB IBB HBP BLK WP HR S P ERA WHIP	IP WLS BF H R ER SO BB IBB HBP BLK WP HR S P ERA WHIP	IP WLS BF H R ER SO BB IBB HBP BLK WP HR S P ERA WHIP	IP WLS BF H R ER SO BB IBB HBP BLK WP HR S P ERA WHIP	IP WLS BF H R ER SO BB IBB HBP BLK WP HR S P ERA WHIP	
Scott Karl, L ERA: 5.32	6.0	3	0	0	1	1	0	0	0	0	0	0	8	15	0.00	1.500			
Jose Mercedes, R ERA: 5.19	0.2	3	1	0	0	1	0	0	0	0	0	0	10	19	0.00	3.000			
Ron Villone, L ERA: 3.75	1.2	5	0	0	1	0	0	0	0	0	0	0	14	21	0.00	0.000			
Mike Fetters, R ERA: 1.8	1.0	W	4	1	0	0	0	0	0	0	0	0	12	13	0.00	1.000			

Batter	1	2	3	4	5	6	7	8	9	10	AB	R	H	RBI	BB	SO	LOB	BOTTOM					
Gerald Williams, R (1, 8) OBP: 0.336, SLG: 0.418	P9		F8						G3-1		5	0	1	0	0	0	3	Anaheim Angels @ Milwaukee Brewers Milwaukee County Stadium, Milwaukee, WI Sat May 10 1997, 4:33 AM EDT Att. 15,240 - Sunny - 56 F					
Jeff Cirillo, R (1, 5) OBP: 0.370, SLG: 0.368	2B HBP		G6-4-3		F9				F9		4	0	1	2	0	0	4						
Dave Nilsson, L (1, 3) OBP: 0.402, SLG: 0.496	F7				G6-3				L4		4	0	1	0	1	0	4						
John Jaha, R Chuck Carr, S (1, 10) (10, PR) OBP: 0.351, SLG: 0.500 OBP: 0.132, SLG: 0.111				L4-3 1B							5	0	1	0	0	1	3						
Jeremy Burnitz, L (1, 7) OBP: 0.402, SLG: 0.519	G4-3			L4-3 1B							4	0	1	0	1	1	2						
Matt Mieske, R (1, 9) OBP: 0.400, SLG: 0.559		P6		CS					G1-3		4	1	1	0	1	1	0						
Jose Valentin, S (1, 6) OBP: 0.326, SLG: 0.324		P5			G4-3				F8		3	0	0	1	2	0	1						
Mark Loretta, R (1, 4) OBP: 0.326, SLG: 0.263		G4-3			1B 1B BB				G3-1 1B		2	1	1	0	2	0	0						
Jesse Levis, L (1, 2) OBP: 0.385, SLG: 0.400					G6-4-3 1B				FC6		4	1	3	1	0	0	2						
Inning Stats	R: 0 E: 0 K: 0 S: 10	H: 1 LOB: 2 BB: 0 P: 19	R: 0 E: 0 K: 0 S: 7	H: 0 LOB: 0 BB: 0 P: 11	R: 0 E: 0 K: 0 S: 9	H: 1 LOB: 0 BB: 0 P: 14	R: 0 E: 0 K: 0 S: 6	H: 2 LOB: 0 BB: 0 P: 10	R: 1 E: 0 K: 0 S: 13	H: 3 LOB: 3 BB: 1 P: 20	R: 0 E: 0 K: 1 S: 8	H: 0 LOB: 0 BB: 0 P: 12	R: 2 E: 0 K: 1 S: 15	H: 3 LOB: 2 BB: 1 P: 26	R: 0 E: 0 K: 1 S: 10	H: 0 LOB: 2 BB: 2 P: 24	R: 0 E: 0 K: 0 S: 9	H: 0 LOB: 0 BB: 0 P: 11	R: 1 E: 1 K: 0 S: 7	H: 0 LOB: 3 BB: 3 P: 21	1B: 8 2B: 3 3B: 0 HR: 0	SF: 0 SAC: 0 DP: 2 HBP: 1	WP: 0 PA: 44
PITCHER	IP WLS BF H R ER SO BB IBB HBP BLK WP HR S P ERA WHIP	IP WLS BF H R ER SO BB IBB HBP BLK WP HR S P ERA WHIP	IP WLS BF H R ER SO BB IBB HBP BLK WP HR S P ERA WHIP	IP WLS BF H R ER SO BB IBB HBP BLK WP HR S P ERA WHIP	IP WLS BF H R ER SO BB IBB HBP BLK WP HR S P ERA WHIP	IP WLS BF H R ER SO BB IBB HBP BLK WP HR S P ERA WHIP	IP WLS BF H R ER SO BB IBB HBP BLK WP HR S P ERA WHIP	IP WLS BF H R ER SO BB IBB HBP BLK WP HR S P ERA WHIP	IP WLS BF H R ER SO BB IBB HBP BLK WP HR S P ERA WHIP	IP WLS BF H R ER SO BB IBB HBP BLK WP HR S P ERA WHIP	IP WLS BF H R ER SO BB IBB HBP BLK WP HR S P ERA WHIP	IP WLS BF H R ER SO BB IBB HBP BLK WP HR S P ERA WHIP	IP WLS BF H R ER SO BB IBB HBP BLK WP HR S P ERA WHIP	IP WLS BF H R ER SO BB IBB HBP BLK WP HR S P ERA WHIP	IP WLS BF H R ER SO BB IBB HBP BLK WP HR S P ERA WHIP	IP WLS BF H R ER SO BB IBB HBP BLK WP HR S P ERA WHIP	IP WLS BF H R ER SO BB IBB HBP BLK WP HR S P ERA WHIP	IP WLS BF H R ER SO BB IBB HBP BLK WP HR S P ERA WHIP					
Jason Dickson, R ERA: 3.27	6.1	27	9	3	3	1	2	1	0	0	0	0	24	45	0.00	1.286							
Mike James, R ERA: 2.79	0.1	1	0	0	0	0	0	0	0	0	0	0	2	4	0.00	0.000							
Mike Holtz, L Rich DeLucia, R (9, 1) (10, 1) ERA: 0.77 ERA: 2.08	0.0	L	4	0	1	0	0	3	0	0	0	0	7	21	∞	∞							

Batter	1	2	3	4	5	6	7	8	9	AB	R	H	RBI	BB	SO	LOB	TOP								
Darin Erstad, L (1, 3) OBP: 0.328, SLG: 0.407										5	0	2	1	0	2	0									
16 Garrett Anderson, L (1, 7) OBP: 0.362, SLG: 0.379										5	0	1	1	0	1	3									
Jim Edmonds, L (1, 8) OBP: 0.347, SLG: 0.432										4	0	0	0	0	1	3									
Tim Salmon, R (1, 9) OBP: 0.352, SLG: 0.440										4	0	2	0	0	1	0									
Dave Hollins, S (1, 5) OBP: 0.368, SLG: 0.366										3	0	0	0	1	1	4									
Jack Howell, L (1, 10) OBP: 0.355, SLG: 0.586										3	0	0	0	1	0	1									
Luis Alica, S (1, 4) OBP: 0.361, SLG: 0.393										4	1	1	0	0	0	3									
Jorge Fabregas, L (1, 2) OBP: 0.088, SLG: 0.061										1	0	0	0	0	1	2									
Jim Leyritz, R (2, 2) OBP: 0.380, SLG: 0.520										3	0	1	0	0	0	0									
Gary Disarcina, R (1, 6) OBP: 0.227, SLG: 0.304										4	1	1	0	0	0	2									
Inning Stats	R: 0 E: 0 K: 1 S: 8	H: 0 LOB: 0 BB: 0 P: 12	R: 0 E: 0 K: 1 S: 10	H: 1 LOB: 1 BB: 1 P: 19	R: 0 E: 0 K: 1 S: 12	H: 1 LOB: 1 BB: 0 P: 17	R: 0 E: 0 K: 0 S: 5	H: 0 LOB: 1 BB: 1 P: 11	R: 1 E: 1 K: 1 S: 12	H: 3 LOB: 3 BB: 0 P: 21	R: 1 E: 0 K: 0 S: 17	H: 3 LOB: 2 BB: 0 P: 26	R: 0 E: 0 K: 2 S: 10	H: 0 LOB: 0 BB: 0 P: 15	R: 0 E: 0 K: 0 S: 8	H: 0 LOB: 0 BB: 0 P: 10	R: 0 E: 0 K: 1 S: 9	H: 0 LOB: 0 BB: 0 P: 11	1B: 8 2B: 0 3B: 0 HR: 0	SF: 0 SAC: 0 DP: 0 HBP: 0	WP: 0 PB: 0 SB: 1 CS: 0	PA: 38			
PITCHER	IP	WLS	BF	H	R	ER	SO	BB	IBB	HBP	BLK	WP	HR	S	P	ERA	WHIP								
Ben McDonald, R (1, 1) ERA: 4.38	5.2	W	28	8	2	2	4	2	0	0	0	0	0	61	101	3.18	1.765								
Ron Villone, L (6, 1) ERA: 3.29	1.2	5	0	0	0	0	2	0	0	0	0	0	0	14	21	0.00	0.000								
Bob Wickman, R (8, 1) ERA: 5.5	0.2	2	0	0	0	0	0	0	0	0	0	0	0	7	9	0.00	0.000								
Doug Jones, R (9, 1) ERA: 1.69	1.0	S	3	0	0	0	1	0	0	0	0	0	0	9	11	0.00	0.000								

Anaheim Angels @ Milwaukee Brewers
Milwaukee County Stadium, Milwaukee, WI
Sun May 11 1997, 4:33 AM EDT
Att. 17,411 - Sunny - 66 F

AB 36
R 2
H 8
RBI 2
BB 2
SO 7
LOB 18



Batter	1	2	3	4	5	6	7	8	9	AB	R	H	RBI	BB	SO	LOB	BOTTOM								
Gerald Williams, R (1, 7) OBP: 0.348, SLG: 0.456										5	2	3	1	0	2	0									
Jeff Cirillo, R (1, 5) OBP: 0.381, SLG: 0.393										3	2	2	1	1	0	0									
Dave Nilsson, L (1, 3) OBP: 0.412, SLG: 0.496										2	0	1	1	2	0	1									
Matt Mieske, R (1, 9) OBP: 0.391, SLG: 0.548										3	0	1	1	0	1	3									
Marc Newfield, R (1, 10) OBP: 0.344, SLG: 0.370										4	0	0	0	0	1	3									
Mark Loretta, R (1, 6) OBP: 0.333, SLG: 0.274										4	0	2	1	0	0	0									
Eddy Diaz, R (1, 4) OBP: 0.288, SLG: 0.350										4	0	1	0	0	1	3									
Chuck Carr, S (1, 8) OBP: 0.167, SLG: 0.175										4	1	2	0	0	0	1									
Mike Matheny, R (1, 2) OBP: 0.296, SLG: 0.347										4	0	0	0	0	0	4									
Inning Stats	R: 2 E: 0 K: 1 S: 16	H: 3 LOB: 2 BB: 1 P: 28	R: 3 E: 0 K: 0 S: 18	H: 4 LOB: 1 BB: 0 P: 25	R: 0 E: 0 K: 0 S: 7	H: 1 LOB: 1 BB: 0 P: 11	R: 0 E: 0 K: 2 S: 10	H: 0 LOB: 1 BB: 1 P: 22	R: 0 E: 0 K: 0 S: 10	H: 2 LOB: 2 BB: 0 P: 15	R: 0 E: 0 K: 1 S: 7	H: 1 LOB: 1 BB: 1 P: 15	R: 0 E: 0 K: 1 S: 11	H: 0 LOB: 0 BB: 0 P: 11	R: 0 E: 0 K: 0 S: 9	H: 1 LOB: 0 BB: 0 P: 12	1B: 9 2B: 1 3B: 1 HR: 1	SF: 1 SAC: 0 DP: 1 HBP: 0	WP: 0 PB: 0 SB: 0 CS: 1	PA: 38					
PITCHER	IP	WLS	BF	H	R	ER	SO	BB	IBB	HBP	BLK	WP	HR	S	P	ERA	WHIP								
Chuck Finley, L (1, 1) ERA: 6.35	5.0	L	27	10	5	5	3	2	0	0	0	0	0	61	101	9.00	2.400								
Pep Harris, R (6, 1) ERA: 2.63	3.0	10	2	0	0	0	2	0	1	0	0	0	0	27	38	0.00	0.667								

Anaheim Angels @ Milwaukee Brewers
Milwaukee County Stadium, Milwaukee, WI
Sun May 11 1997, 4:33 AM EDT
Att. 17,411 - Sunny - 66 F

AB 33
R 5
H 12
RBI 5
BB 3
SO 5
LOB 15



Batter	1	2	3	4	5	6	7	8	9	AB	R	H	RBI	BB	SO	LOB	TOP											
Tony Phillips, S OBP: 0.432, SLG: 0.372	G4-3		FC5-4 1B	F9			BB	F7		4	1	1	0	1	0	3	Chicago White Sox @ Anaheim Angels Anaheim Stadium, Anaheim, CA Tue May 13 1997, 10:05 PM EDT Att: 14,806 - Unknown - 73 F											
Ray Durham, S OBP: 0.383, SLG: 0.394	E5 HR		FC5-4 BB		F9		G5-3		FC4-6 BB	3	1	0	0	2	0	1												
Frank Thomas, R OBP: 0.472, SLG: 0.516		2H HR	FC5-4 1B		K			K	FC4-6 1B E	5	2	1	2	0	2	3												
Albert Belle, R OBP: 0.314, SLG: 0.451	K				F9			K	E 1B	5	0	2	1	0	2	0												
Chris Snopek, R OBP: 0.327, SLG: 0.364 Harold Baines, L OBP: 0.419, SLG: 0.480 Darren Lewis, R OBP: 0.285, SLG: 0.167	1B		K				F9	1B BB	E5 1B	3	1	1	0	1	1	2												
Mike Cameron, R OBP: 0.200, SLG: 0.200	K		FC4		L9			1B BB	K 1B	5	1	1	0	0	2	5												
Norberto Martin, R OBP: 0.340, SLG: 0.489		G4-3			F9			1B 1B	G1-3	5	1	1	1	0	0	2												
Chad Kreuter, S OBP: 0.343, SLG: 0.400		CS 1B			F9		G4-3	1B 1B		4	0	2	1	0	0	0												
Ozzie Guillen, L OBP: 0.316, SLG: 0.343		K2-3					G4-3	1B		4	0	2	1	0	1	1												
Inning Stats	R: 2 E: 1 K: 2 S: 13	H: 2 LOB: 1 BB: 0 P: 23	R: 0 E: 0 K: 1 S: 10	H: 1 LOB: 0 BB: 0 P: 17	R: 1 E: 0 K: 1 S: 17	H: 2 LOB: 2 BB: 1 P: 27	R: 0 E: 0 K: 0 S: 5	H: 1 LOB: 1 BB: 0 P: 8	R: 0 E: 0 K: 0 S: 4	H: 0 LOB: 0 BB: 0 P: 14	R: 0 E: 0 K: 0 S: 4	H: 0 LOB: 1 BB: 1 P: 18	R: 3 E: 0 K: 2 S: 21	H: 4 LOB: 2 BB: 1 P: 34	R: 1 E: 1 K: 1 S: 13	H: 1 LOB: 2 BB: 1 P: 22		1B: 10 2B: 9 3B: 0 HR: 1	SF: 0 SAC: 0 DP: 0 HBP: 0	WP: 0 PB: 0 SB: 0 CS: 1	PA: 43							
PITCHER	IP	WLS	BF	H	R	ER	SO	BB	IBB	HBP	BLK	WP	HR	S	P	ERA	WHIP											
Mark Langston, L ERA: 4.39	(1, 1)	6.0	W	25	6	3	2	5	1	0	0	0	0	1	56	93	3.00	1.167										
Mike Holtz, L ERA: 0.71	(7, 1)	1.0		4	0	0	0	0	1	0	0	0	0	0	8	18	0.00	1.000										
Pep Harris, R ERA: 3.65	(8, 1)	0.2		6	3	3	2	1	0	0	0	0	0	0	15	26	40.50	6.000										
Darrell May, L ERA: 4.85	(8, 1)	0.0		1	1	0	0	0	0	0	0	0	0	3	5	∞	∞											
Mike James, R ERA: 2.53	(8, 1)	1.1	S	7	1	1	0	1	1	0	0	0	0	0	16	25	0.00	1.500										

AB	39
R	7
H	11
RBI	6
BB	4
SO	8
LOB	18



Batter	1	2	3	4	5	6	7	8	9	AB	R	H	RBI	BB	SO	LOB	BOTTOM										
Darin Erstad, L OBP: 0.339, SLG: 0.420	FC4-6 BB 1B	G1-3	3-2 1B		P5		P4			5	0	2	0	0	0	4	Chicago White Sox @ Anaheim Angels Anaheim Stadium, Anaheim, CA Tue May 13 1997, 10:05 PM EDT Att: 14,806 - Unknown - 73 F										
Jim Edmonds, L OBP: 0.388, SLG: 0.462	FC4-6 BB		1B			F7		G4-3		3	1	1	1	1	0	0											
Dave Hollins, S OBP: 0.377, SLG: 0.366	FC4-6						CS BB	G4-3		3	1	0	0	2	0	3											
Jim Leyritz, R OBP: 0.397, SLG: 0.529 Jorge Fabregas, L OBP: 0.135, SLG: 0.114	P6		16 1B E 1B	L8			2B	BB BB		2	1	1	1	0	0	2											
Tim Salmon, R OBP: 0.353, SLG: 0.421	F9		E6 16 1B 2B	F8			F9	BB		4	1	0	0	1	0	4											
16 Garret Anderson, L OBP: 0.365, SLG: 0.380		F9	2B 1B	F8			F9	G3-1		5	1	1	0	0	0	2											
Eddie Murray, S OBP: 0.301, SLG: 0.333		2B BB	2B 1B		P4		G3 2B 1B			3	1	2	1	1	0	0											
Luis Alicea, S OBP: 0.367, SLG: 0.395		L8	2B 2B				G3			4	1	2	2	0	0	2											
Gary Disarcina, R OBP: 0.252, SLG: 0.350			1B SF8 2B		F8					4	1	3	2	0	0	1											
Inning Stats	R: 0 E: 0 K: 0 S: 11	H: 1 LOB: 2 BB: 1 P: 20	R: 0 E: 0 K: 0 S: 9	H: 1 LOB: 2 BB: 1 P: 16	R: 7 E: 1 K: 0 S: 20	H: 7 LOB: 1 BB: 1 P: 32	R: 0 E: 0 K: 0 S: 5	H: 0 LOB: 0 BB: 0 P: 7	R: 0 E: 0 K: 0 S: 6	H: 1 LOB: 1 BB: 0 P: 11	R: 0 E: 0 K: 0 S: 6	H: 1 LOB: 1 BB: 1 P: 14	R: 1 E: 0 K: 0 S: 11	H: 2 LOB: 1 BB: 0 P: 16	R: 0 E: 0 K: 0 S: 7	H: 0 LOB: 2 BB: 2 P: 18		1B: 8 2B: 5 3B: 0 HR: 0	SF: 1 SAC: 0 DP: 0 HBP: 0	WP: 0 PB: 0 SB: 0 CS: 1	PA: 42						
PITCHER	IP	WLS	BF	H	R	ER	SO	BB	IBB	HBP	BLK	WP	HR	S	P	ERA	WHIP										
James Baldwin, R ERA: 4.64	(1, 1)	6.2	L	36	13	8	6	0	4	0	0	0	0	66	114	8.10	2.550										
Larry Thomas, L ERA: 18.0	(7, 1)	1.0		4	0	0	0	1	0	0	0	0	0	6	13	0.00	1.000										
Matt Karchner, R ERA:	(8, 1)	0.1		2	0	0	0	1	0	0	0	0	0	3	7	0.00	3.000										

AB	35
R	8
H	13
RBI	7
BB	6
SO	0
LOB	18



Batter	1	2	3	4	5	6	7	8	9	AB	R	H	RBI	BB	SO	LOB	TOP								
Brady Anderson, L OBP: 0.482, SLG: 0.522 (1, 8)										5	1	3	1	0	1	2	Baltimore Orioles @ Anaheim Angels Anaheim Stadium, Anaheim, CA Wed May 14 1997, 10:05 PM EDT Att: 15,780 - Unknown - 71 F								
Roberto Alomar, S OBP: 0.323, SLG: 0.414 (1, 4)										5	0	0	0	0	1	3									
Eric Davis, R OBP: 0.422, SLG: 0.680 (1, 10)										4	0	0	0	0	3	0									
Rafael Palmeiro, L OBP: 0.325, SLG: 0.412 (1, 3)										4	2	2	0	0	1	0									
Cal Ripken Jr., R OBP: 0.350, SLG: 0.523 (1, 5)										4	1	2	2	0	0	0									
B.J. Surhoff, L OBP: 0.408, SLG: 0.587 (1, 7)										4	1	2	1	0	0	0									
Chris Hoiles, R OBP: 0.425, SLG: 0.514 (1, 2)										4	0	1	1	0	0	1									
Tony Tarasco, L OBP: 0.267, SLG: 0.386 (1, 9)										4	0	1	0	0	0	1									
Mike Bordick, R OBP: 0.254, SLG: 0.252 (1, 6)										1	0	0	0	2	1	0									
Pete Incaviglia, R OBP: 0.333, SLG: 0.449 (9, PH)										1	0	0	0	0	1	0									
Inning Stats	R: 3 E: 0 K: 1 S: 12	H: 3 LOB: 0 BB: 0 P: 20	R: 0 E: 0 K: 0 S: 6	H: 1 LOB: 2 BB: 1 P: 11	R: 2 E: 1 K: 0 S: 11	H: 4 LOB: 1 BB: 0 P: 21	R: 0 E: 0 K: 1 S: 6	H: 0 LOB: 0 BB: 0 P: 9	R: 0 E: 0 K: 1 S: 11	H: 0 LOB: 0 BB: 0 P: 17	R: 0 E: 0 K: 1 S: 13	H: 2 LOB: 2 BB: 1 P: 22	R: 0 E: 0 K: 2 S: 8	H: 0 LOB: 0 BB: 0 P: 9	R: 0 E: 0 K: 0 S: 4	H: 0 LOB: 0 BB: 0 P: 7	R: 0 E: 0 K: 2 S: 13	H: 1 LOB: 1 BB: 0 P: 21	1B: 7 2B: 1 3B: 1 HR: 2	SF: 0 SAC: 0 DP: 1 HBP: 0	WP: 0 PB: 0 SB: 0 CS: 0	PA: 38			
PITCHER	IP	WLS	BF	H	R	ER	SO	BB	IBB	HBP	BLK	WP	HR	S	P	ERA	WHIP								
Shigetoshi Hasegawa, R ERA: 6.9 (1, 1)	3.0		17	8	5	4	1	1	0	0	0	0	2	29	52	12.00	3.000								
Dennis Springer, R ERA: 6.14 (4, 1)	5.2	W	19	2	0	0	6	1	0	0	0	0	0	50	76	0.00	0.529								
Mike Holtz, L ERA: 0.69 (9, 1)	0.1	S	2	1	0	0	1	0	0	0	0	0	0	5	9	0.00	3.000								

Batter	1	2	3	4	5	6	7	8	9	AB	R	H	RBI	BB	SO	LOB	BOTTOM								
Darin Erstad, L OBP: 0.344, SLG: 0.447 (1, 3)										4	2	2	2	0	0	0	Baltimore Orioles @ Anaheim Angels Anaheim Stadium, Anaheim, CA Wed May 14 1997, 10:05 PM EDT Att: 15,780 - Unknown - 71 F								
Jim Edmonds, L OBP: 0.371, SLG: 0.493 (1, 8)										4	1	2	2	0	0	0									
Dave Hollins, S OBP: 0.367, SLG: 0.356 (1, 5)										4	0	0	0	0	1	1									
Tim Salmon, R OBP: 0.357, SLG: 0.419 (1, 9)										3	1	1	0	1	1	0									
16 Garret Anderson, L OBP: 0.368, SLG: 0.404 (1, 7)										4	1	2	2	0	0	1									
Eddie Murray, S OBP: 0.291, SLG: 0.321 (1, 10)										4	0	0	0	0	0	2									
Luis Alicaia, S OBP: 0.371, SLG: 0.388 (1, 4)										2	0	0	0	2	0	0									
Jorge Fabregas, L OBP: 0.146, SLG: 0.105 (1, 2)										3	1	0	0	1	1	4									
Gary Disarcina, R OBP: 0.246, SLG: 0.341 (1, 6)										3	0	0	0	0	0	3									
Inning Stats	R: 0 E: 0 K: 0 S: 7	H: 0 LOB: 0 BB: 0 P: 12	R: 0 E: 0 K: 1 S: 7	H: 0 LOB: 0 BB: 0 P: 9	R: 2 E: 0 K: 0 S: 13	H: 2 LOB: 1 BB: 1 P: 24	R: 2 E: 0 K: 0 S: 11	H: 2 LOB: 0 BB: 0 P: 21	R: 2 E: 0 K: 1 S: 12	H: 2 LOB: 0 BB: 0 P: 16	R: 0 E: 0 K: 1 S: 7	H: 1 LOB: 2 BB: 1 P: 21	R: 0 E: 0 K: 1 S: 7	H: 0 LOB: 0 BB: 0 P: 10	R: 0 E: 0 K: 0 S: 7	H: 0 LOB: 2 BB: 2 P: 15		1B: 3 2B: 1 3B: 0 HR: 3	SF: 0 SAC: 0 DP: 0 HBP: 0	WP: 1 PB: 0 SB: 1 CS: 0	PA: 35				
PITCHER	IP	WLS	BF	H	R	ER	SO	BB	IBB	HBP	BLK	WP	HR	S	P	ERA	WHIP								
Mike Johnson, R ERA: 3.44 (1, 1)	4.0		17	4	4	4	1	1	0	0	0	1	1	17	26	13.50	3.000								
Shawn Boskie, R ERA: 10.59 (5, 1)	1.1	L	8	3	2	2	0	1	0	0	0	0	0	17	29	0.00	0.500								
Arthur Rhodes, L ERA: 3.8 (6, 1)	2.0		7	0	0	0	2	1	0	0	0	0	0	17	29	0.00	0.500								
Brian Williams, R ERA: (8, 1)	0.2		3	0	0	0	0	1	0	0	0	0	0	3	7	0.00	1.500								


Batter	1	2	3	4	5	6	7	8	9	AB	R	H	RBI	BB	SO	LOB	TOP										
Brady Anderson, L OBP: 0.477, SLG: 0.511 (1, 8) X	G6-3		BB		F7			F7		3	0	0	0	1	0	0	Baltimore Orioles @ Anaheim Angels Anaheim Stadium, Anaheim, CA Thu May 15 1997, 10:05 PM EDT Att: 15,966 - Unknown - 79 F										
Roberto Alomar, S OBP: 0.320, SLG: 0.404 (1, 4) X	G6-3		G2-3			BB	1B	G6-3		3	1	0	0	1	0	1											
Eric Davis, R OBP: 0.425, SLG: 0.670 (1, 10) H	HBP			G5-3		SF9	BB	K		3	0	1	0	0	1	0											
Rafael Palmeiro, L OBP: 0.329, SLG: 0.430 (1, 3) X	F9			HR		G3-6-3	BB	G4-3		3	1	1	1	1	0	1											
Cal Ripken Jr., R OBP: 0.341, SLG: 0.513 (1, 5) X		F8		G6-3		SF9		F9		3	0	0	1	0	0	0											
B.J. Surhoff, L OBP: 0.403, SLG: 0.584 (1, 7) X		F8				G3-6-3		K		4	0	1	0	0	1	2											
Chris Hoiles, R OBP: 0.415, SLG: 0.500 (1, 2) X		P3		F8				K		3	0	0	0	0	1	1											
Tony Tarasco, L OBP: 0.250, SLG: 0.362 (1, 9) X			G4-3		F8			G6-3		3	0	0	0	0	0	0											
Mike Bordick, R OBP: 0.248, SLG: 0.246 (1, 6) X			F9		F9			F9		3	0	0	0	0	0	0											
Inning Stats	R: 0 E: 0 K: 0 S: 3	H: 0 LOB: 1 BB: 0 P: 4	R: 0 E: 0 K: 0 S: 3	H: 0 LOB: 0 BB: 0 P: 3	R: 0 E: 0 K: 0 S: 3	H: 0 LOB: 1 BB: 1 P: 7	R: 1 E: 0 K: 0 S: 5	H: 2 LOB: 1 BB: 0 P: 5	R: 0 E: 0 K: 0 S: 3	H: 0 LOB: 0 BB: 0 P: 3	R: 1 E: 0 K: 0 S: 3	H: 1 LOB: 1 BB: 2 P: 11	R: 0 E: 0 K: 1 S: 5	H: 0 LOB: 0 BB: 0 P: 5	R: 0 E: 0 K: 1 S: 5	H: 0 LOB: 0 BB: 0 P: 5		R: 0 E: 0 K: 1 S: 5	H: 0 LOB: 0 BB: 0 P: 5	1B: 1 2B: 1 3B: 0 HR: 1	SF: 1 SAC: 0 DP: 1 HBP: 1	WP: 0 PB: 0 SB: 0 CS: 0	PA: 33				
PITCHER	IP	WLS	BF	H	R	ER	SO	BB	IBB	HBP	BLK	WP	HR	S	P	ERA	WHIP										
Jason Dickson, R ERA: 3.19 (1, 1)	7.0	W	27	3	2	2	1	3	0	1	0	0	1	25	38	2.57	0.857										
Chuck McElroy, L ERA: 3.45 (8, 1)	0.2		2	0	0	0	0	0	0	0	0	0	0	2	2	0.00	0.000										
Rich DeLucia, R ERA: 2.4 (8, 1)	0.1		1	0	0	0	1	0	0	0	0	0	0	3	3	0.00	0.000										
Mike Holtz, L ERA: 0.68 (9, 1)	0.1		1	0	0	0	0	0	0	0	0	0	0	1	1	0.00	0.000										
Mike James, R ERA: 2.45 (9, 1)	0.2	S	2	0	0	0	1	0	0	0	0	0	0	4	4	0.00	0.000										


AB	28
R	2
H	3
RBI	2
BB	3
SO	3
LOB	5



Batter	1	2	3	4	5	6	7	8	9	AB	R	H	RBI	BB	SO	LOB	BOTTOM										
Darin Erstad, L OBP: 0.333, SLG: 0.437 (1, 3) X	G4-3	SF9		P6		P5				3	0	0	1	0	0	2	Baltimore Orioles @ Anaheim Angels Anaheim Stadium, Anaheim, CA Thu May 15 1997, 10:05 PM EDT Att: 15,966 - Unknown - 79 F										
Jim Edmonds, L OBP: 0.366, SLG: 0.486 (1, 8) X	2B	F9		K		F8				4	1	1	0	0	1	3											
Jack Howell, L OBP: 0.389, SLG: 0.636 (7, PR)	G6-3			16		G4-3				3	1	2	1	1	0	0											
Craig Grebeck, R OBP: 0.333, SLG: 0.226 (8, 5) X	1B			BB		2B				0	0	0	0	0	0	0											
Jim Leyritz, R OBP: 0.383, SLG: 0.509 (1, 2) X	G6-3		P2		P4			K		4	0	0	0	0	1	3											
Tim Salmon, R OBP: 0.366, SLG: 0.420 (1, 9) X	16			K		16				2	0	1	1	2	1	1											
16 Garret Anderson, L OBP: 0.372, SLG: 0.407 (1, 7) X	1B		G4-3			BB				4	0	2	0	0	0	3											
Eddie Murray, S OBP: 0.281, SLG: 0.309 (1, 10) X	G3-1			G4-3		P4		F8		4	0	0	0	0	0	4											
Luis Alicaia, S OBP: 0.375, SLG: 0.395 (1, 4) X		1B		2B		K		P3		3	1	1	0	1	1	0											
Gary Disarcina, R OBP: 0.254, SLG: 0.354 (1, 6) X		F9				G5-3		F8		4	0	2	0	0	0	0											
Inning Stats	R: 2 E: 0 K: 0 S: 7	H: 4 LOB: 2 BB: 0 P: 7	R: 1 E: 0 K: 0 S: 4	H: 2 LOB: 0 BB: 0 P: 4	R: 0 E: 0 K: 1 S: 5	H: 0 LOB: 1 BB: 1 P: 9	R: 0 E: 0 K: 1 S: 6	H: 1 LOB: 2 BB: 1 P: 10	R: 0 E: 0 K: 1 S: 5	H: 0 LOB: 0 BB: 0 P: 5	R: 0 E: 0 K: 1 S: 6	H: 1 LOB: 2 BB: 1 P: 10	R: 0 E: 0 K: 0 S: 3	H: 0 LOB: 0 BB: 0 P: 3	R: 0 E: 0 K: 0 S: 3	H: 0 LOB: 0 BB: 0 P: 3	1B: 5 2B: 4 3B: 0 HR: 0	SF: 1 SAC: 0 DP: 0 HBP: 0	WP: 0 PB: 0 SB: 1 CS: 0	PA: 36							
PITCHER	IP	WLS	BF	H	R	ER	SO	BB	IBB	HBP	BLK	WP	HR	S	P	ERA	WHIP										
Scott Kamieniecki, R ERA: 3.48 (1, 1)	6.0	L	28	8	3	3	3	3	0	0	0	0	0	31	43	4.50	1.833										
Jesse Orosco, L ERA: 0.96 (7, 1)	2.0		8	1	0	0	1	1	0	0	0	0	0	9	13	0.00	1.000										



Batter	1	2	3	4	5	6	7	8	9	AB	R	H	RBI	BB	SO	LOB	TOP					
Gerald Williams, R (1, 7) OBP: 0.338, SLG: 0.427	E8 1B		G6-3		K			G6-3		4	1	1	0	0	1	0	Milwaukee Brewers @ Anaheim Angels Anaheim Stadium, Anaheim, CA Fri May 16 1997, 10:05 PM EDT Att: 26,033 - Unknown - 73 F					
Jeff Cirillo, R (1, 5) OBP: 0.389, SLG: 0.400	G6-4-3 1B		G5-3 HBP			G4-3		FC4-6 HBP		2	0	1	0	0	0	0						
Matt Mieske, R (1, 9) OBP: 0.407, SLG: 0.542	G6-4-3 1B		G5-3			F9		K		4	0	1	1	0	1	2						
Dave Nilsson, L (1, 3) OBP: 0.391, SLG: 0.463	G6-4-3		G6-3			K		FC4-6		4	0	0	0	0	1	4						
John Jaha, R (1, 10) OBP: 0.349, SLG: 0.468	K		G6-4-3 1B			G5-4-3 BB		F8		3	0	1	0	1	1	2						
Mark Loretta, R (1, 6) OBP: 0.315, SLG: 0.258		G1-3		K		G5-4-3				3	0	0	0	0	1	2						
Eddy Diaz, R (1, 4) OBP: 0.255, SLG: 0.326		P3		G6-4-3		F9				3	0	0	0	0	0	1						
Chuck Carr, S (1, 8) OBP: 0.184, SLG: 0.196		F8 2B				F8		P5		3	0	1	0	0	0	0						
Mike Matheny, R (1, 2) OBP: 0.283, SLG: 0.310								G5-3		2	0	0	0	0	2	1						
Marc Newfield, R (8, PH) OBP: 0.327, SLG: 0.348										1	0	0	0	0	0	0						
Jesse Lewis, L (8, 2) OBP: 0.341, SLG: 0.359										0	0	0	0	0	0	0						
Inning Stats	R: 1 E: 1 K: 1 S: 14	H: 3 LOB: 1 BB: 0 P: 27	R: 0 E: 0 K: 1 S: 10	H: 1 LOB: 1 BB: 0 P: 16	R: 0 E: 0 K: 0 S: 7	H: 0 LOB: 1 BB: 0 P: 11	R: 0 E: 0 K: 1 S: 8	H: 1 LOB: 0 BB: 0 P: 12	R: 0 E: 0 K: 2 S: 7	H: 0 LOB: 0 BB: 0 P: 11	R: 0 E: 0 K: 1 S: 7	H: 0 LOB: 0 BB: 0 P: 12	R: 0 E: 0 K: 0 S: 5	H: 0 LOB: 1 BB: 1 P: 10	R: 0 E: 0 K: 0 S: 8	H: 0 LOB: 1 BB: 0 P: 14		R: 0 E: 0 K: 1 S: 6	H: 0 LOB: 1 BB: 0 P: 13	1B: 4 2B: 1 3B: 0 HR: 0	SF: 0 SAC: 0 DP: 3 HBP: 2	WP: 0 PB: 0 CS: 0
PITCHER Chuck Finley, L (1, 1) ERA: 5.06	IP: 9.0 WLS: W BF: 32	H: 5 R: 1 ER: 1 SO: 7	BB: 1 IBB: 0 HBP: 2 BLK: 0	WP: 0 HR: 0 S: 72 P: 126	ERA: 1.00 WHIP: 0.667	PITCHER										IP: 9.0 WLS: W BF: 32	H: 5 R: 1 ER: 1 SO: 7	BB: 1 IBB: 0 HBP: 2 BLK: 0	WP: 0 HR: 0 S: 72 P: 126	ERA: 1.00 WHIP: 0.667		

Batter	1	2	3	4	5	6	7	8	9	AB	R	H	RBI	BB	SO	LOB	BOTTOM				
Darin Erstad, L (1, 3) OBP: 0.331, SLG: 0.426	F7		FC4-6 CS			HR BB		F8		3	1	0	0	1	0	1	Milwaukee Brewers @ Anaheim Angels Anaheim Stadium, Anaheim, CA Fri May 16 1997, 10:05 PM EDT Att: 26,033 - Unknown - 73 F				
Jim Edmonds, L (1, 8) OBP: 0.371, SLG: 0.507	P4		CS		G1-3 WP 1B	HR		F9		4	1	2	2	0	0	0					
Dave Hollins, S (1, 5) OBP: 0.377, SLG: 0.384	E S BB				K			HR		3	1	2	1	1	1	1					
Jim Leyritz, R (1, 2) OBP: 0.379, SLG: 0.500	K				G1-3			F8		4	0	1	0	0	1	3					
Tim Salmon, R (1, 9) OBP: 0.364, SLG: 0.415			G1-6-3 1B		G6-3			F9		4	0	1	0	0	0	3					
16 Garnet Anderson, L (1, 7) OBP: 0.375, SLG: 0.405			F8			G5-3		HR S 1B		3	1	1	0	0	0	1					
Orlando Palmeiro, L (9, 7) OBP: 0.291, SLG: 0.245								HR 1B		0	0	0	0	0	0	0					
Eddie Murray, S (1, 10) OBP: 0.272, SLG: 0.298			G1-6-3			K		K		4	0	0	0	0	3	4					
Luis Alicea, S (1, 4) OBP: 0.374, SLG: 0.418						K				3	1	1	2	0	2	0					
Gary Disarcina, R (1, 6) OBP: 0.255, SLG: 0.348						FC4-6 BB		G6-3		2	0	0	0	1	0	0					
Inning Stats	R: 0 E: 0 K: 1 S: 13	H: 0 LOB: 1 BB: 1 P: 22	R: 0 E: 0 K: 0 S: 5	H: 1 LOB: 0 BB: 0 P: 7	R: 0 E: 0 K: 1 S: 6	H: 0 LOB: 0 BB: 1 P: 14	R: 0 E: 0 K: 1 S: 11	H: 1 LOB: 0 BB: 0 P: 15	R: 0 E: 0 K: 2 S: 8	H: 0 LOB: 0 BB: 0 P: 12	R: 2 E: 0 K: 0 S: 12	H: 2 LOB: 1 BB: 1 P: 22	R: 2 E: 0 K: 1 S: 10	H: 2 LOB: 0 BB: 0 P: 16	R: 1 E: 0 K: 1 S: 13	H: 2 LOB: 2 BB: 0 P: 24		1B: 5 2B: 0 3B: 0 HR: 3	SF: 0 SAC: 0 DP: 1 HBP: 1	WP: 1 PB: 0 CS: 1	PA: 35
PITCHER Ben McDonald, R (1, 1) ERA: 4.58	IP: 7.2 WLS: L BF: 33	H: 8 R: 5 ER: 5 SO: 6	BB: 3 IBB: 0 HBP: 1 BLK: 0	WP: 1 HR: 3 S: 75 P: 128	ERA: 5.87 WHIP: 1.435	PITCHER										IP: 7.2 WLS: L BF: 33		H: 8 R: 5 ER: 5 SO: 6	BB: 3 IBB: 0 HBP: 1 BLK: 0	WP: 1 HR: 3 S: 75 P: 128	ERA: 5.87 WHIP: 1.435
Doug Jones, R (8, 1) ERA: 1.56	0.1	1	0	0	0	0	0	3	4	0.00	0.000										

Batter	1	2	3	4	5	6	7	8	9	AB	R	H	RBI	BB	SO	LOB	TOP				
Gerald Williams, R (1, 8) OBP: 0.348, SLG: 0.465	G6-3	1-H HR		E 2B			FC5-4 1B	K		5	2	3	2	0	1	2					
Jeff Cirillo, R (1, 5) OBP: 0.389, SLG: 0.400	2B WP 1B	P4		E8 1B			FC5-4 1-2	F7		5	1	2	1	0	0	1					
Matt Mieske, R (1, 9) OBP: 0.396, SLG: 0.534	WP 1-3 2B		G5-3	G1-3			L9	P6		5	0	1	0	0	0	2					
Dave Nilsson, L (1, 3) OBP: 0.391, SLG: 0.457 Jeff Huson, L (9, PR) OBP: 0.296, SLG: 0.263	G1-3		F7		G6-3				2-1 1B	4	0	1	0	1	0	2					
John Jaha, R (1, 10) OBP: 0.351, SLG: 0.484				HR			F7	F7		4	1	1	1	1	0	3					
Marc Newfield, R (1, 7) Jeromy Burnitz, L (8, PH) OBP: 0.429, SLG: 0.559	G6-3			HR			F8	G6-3 SH1-4 BB		3	0	1	0	0	0	2					
Mark Loretta, R (1, 4) OBP: 0.325, SLG: 0.270			F8				FC4-6 1B	SH1-4		3	1	2	0	0	0	1					
Jose Valentin, S (1, 6) OBP: 0.344, SLG: 0.392			K				FC4-6 1-2			3	0	0	0	1	1	2					
Mike Matheny, R (1, 2) OBP: 0.274, SLG: 0.299 Jesse Levis, L (8, PH) OBP: 0.333, SLG: 0.350	F9				G6-3		G5-4-3 1-2	G6-3		3	0	0	0	0	0	2					
Inning Stats	R: 1 E: 0 K: 0 S: 17	H: 2 LOB: 2 BB: 1 P: 27	R: 2 E: 0 K: 1 S: 12	H: 2 LOB: 0 BB: 0 P: 16	R: 1 E: 0 K: 0 S: 10	H: 2 LOB: 1 BB: 0 P: 19	R: 1 E: 1 K: 0 S: 9	H: 2 LOB: 1 BB: 0 P: 11	R: 0 E: 0 K: 0 S: 5	H: 1 LOB: 2 BB: 1 P: 15	R: 0 E: 1 K: 0 S: 6	H: 1 LOB: 2 BB: 1 P: 16	R: 0 E: 0 K: 1 S: 8	H: 0 LOB: 2 BB: 2 P: 18	R: 0 E: 0 K: 0 S: 9	H: 1 LOB: 1 BB: 0 P: 14	1B: 7 2B: 2 3B: 0 HR: 2	SF: 0 SAC: 1 DP: 1 HBP: 0	WP: 1 PB: 0 CS: 0	PA: 41	
PITCHER	IP WLS BF H R ER SO BB IBB HBP BLK WP HR S P ERA WHIP	IP WLS BF H R ER SO BB IBB HBP BLK WP HR S P ERA WHIP	IP WLS BF H R ER SO BB IBB HBP BLK WP HR S P ERA WHIP	IP WLS BF H R ER SO BB IBB HBP BLK WP HR S P ERA WHIP	IP WLS BF H R ER SO BB IBB HBP BLK WP HR S P ERA WHIP	IP WLS BF H R ER SO BB IBB HBP BLK WP HR S P ERA WHIP	IP WLS BF H R ER SO BB IBB HBP BLK WP HR S P ERA WHIP	IP WLS BF H R ER SO BB IBB HBP BLK WP HR S P ERA WHIP	IP WLS BF H R ER SO BB IBB HBP BLK WP HR S P ERA WHIP	IP WLS BF H R ER SO BB IBB HBP BLK WP HR S P ERA WHIP	IP WLS BF H R ER SO BB IBB HBP BLK WP HR S P ERA WHIP	IP WLS BF H R ER SO BB IBB HBP BLK WP HR S P ERA WHIP	IP WLS BF H R ER SO BB IBB HBP BLK WP HR S P ERA WHIP	IP WLS BF H R ER SO BB IBB HBP BLK WP HR S P ERA WHIP	IP WLS BF H R ER SO BB IBB HBP BLK WP HR S P ERA WHIP	IP WLS BF H R ER SO BB IBB HBP BLK WP HR S P ERA WHIP	IP WLS BF H R ER SO BB IBB HBP BLK WP HR S P ERA WHIP	IP WLS BF H R ER SO BB IBB HBP BLK WP HR S P ERA WHIP	IP WLS BF H R ER SO BB IBB HBP BLK WP HR S P ERA WHIP	IP WLS BF H R ER SO BB IBB HBP BLK WP HR S P ERA WHIP	IP WLS BF H R ER SO BB IBB HBP BLK WP HR S P ERA WHIP

Milwaukee Brewers @ Anaheim Angels
Anaheim Stadium, Anaheim, CA
Sat May 17 1997, 10:05 PM EDT
Att: 34,922 - Unknown - 69 F

AB 36
R 5
H 11
RBI 4
BB 4
SO 2
LOB 19



Batter	1	2	3	4	5	6	7	8	9	AB	R	H	RBI	BB	SO	LOB	BOTTOM				
Darin Erstad, L (1, 3) OBP: 0.340, SLG: 0.424	BB BB		G3-1		F8			1B		3	0	1	1	2	0	0					
Jim Edmonds, L (1, 8) OBP: 0.372, SLG: 0.503	P4		BB 1B				F9	P5		5	1	2	0	0	0	4					
Dave Hollins, S (1, 5) OBP: 0.380, SLG: 0.379	F9		G6-4-3 BB				L4			2	1	0	0	2	0	2					
Jim Leyritz, R (1, 2) OBP: 0.383, SLG: 0.496	BB		G6-4-3				E6 BB 16 1B			3	1	1	0	1	0	3					
Tim Salmon, R (1, 9) OBP: 0.355, SLG: 0.404	K				G6-3		K	K		4	0	0	0	0	3	6					
16 Garret Anderson, L (1, 10) OBP: 0.384, SLG: 0.417			G4-3 2B		K		BB 1B	SH1-3 2B BB		3	2	2	1	1	1	0					
Orlando Palmeiro, L (1, 7) OBP: 0.293, SLG: 0.235	G4-3		K		K		2B BB	SH1-3		2	0	0	0	1	1	1					
Luis Alicea, S (1, 4) OBP: 0.371, SLG: 0.421	F7				L6		L4-6 2B	F7		4	0	1	2	0	0	2					
Gary Disarcina, R (1, 6) OBP: 0.250, SLG: 0.341 Jack Howell, L (8, PH) OBP: 0.405, SLG: 0.676 Craig Grebeck, R (8, PR) OBP: 0.333, SLG: 0.226	G5-3				L7		L4-6 2-3	1B 2B		3	0	0	0	0	0	3					
Inning Stats	R: 0 E: 0 K: 1 S: 9	H: 0 LOB: 2 BB: 2 P: 20	R: 0 E: 0 K: 0 S: 9	H: 1 LOB: 1 BB: 0 P: 14	R: 0 E: 0 K: 0 S: 5	H: 1 LOB: 1 BB: 1 P: 13	R: 0 E: 0 K: 2 S: 7	H: 0 LOB: 0 BB: 0 P: 11	R: 0 E: 0 K: 0 S: 5	H: 0 LOB: 0 BB: 0 P: 11	R: 4 E: 1 K: 1 S: 16	H: 3 LOB: 1 BB: 2 P: 32	R: 0 E: 0 K: 1 S: 11	H: 1 LOB: 2 BB: 1 P: 17	R: 2 E: 0 K: 0 S: 11	H: 2 LOB: 2 BB: 1 P: 20	1B: 5 2B: 4 3B: 0 HR: 0	SF: 0 SAC: 1 DP: 2 HBP: 0	WP: 0 PB: 0 CS: 0	PA: 38	
PITCHER	IP WLS BF H R ER SO BB IBB HBP BLK WP HR S P ERA WHIP	IP WLS BF H R ER SO BB IBB HBP BLK WP HR S P ERA WHIP	IP WLS BF H R ER SO BB IBB HBP BLK WP HR S P ERA WHIP	IP WLS BF H R ER SO BB IBB HBP BLK WP HR S P ERA WHIP	IP WLS BF H R ER SO BB IBB HBP BLK WP HR S P ERA WHIP	IP WLS BF H R ER SO BB IBB HBP BLK WP HR S P ERA WHIP	IP WLS BF H R ER SO BB IBB HBP BLK WP HR S P ERA WHIP	IP WLS BF H R ER SO BB IBB HBP BLK WP HR S P ERA WHIP	IP WLS BF H R ER SO BB IBB HBP BLK WP HR S P ERA WHIP	IP WLS BF H R ER SO BB IBB HBP BLK WP HR S P ERA WHIP	IP WLS BF H R ER SO BB IBB HBP BLK WP HR S P ERA WHIP	IP WLS BF H R ER SO BB IBB HBP BLK WP HR S P ERA WHIP	IP WLS BF H R ER SO BB IBB HBP BLK WP HR S P ERA WHIP	IP WLS BF H R ER SO BB IBB HBP BLK WP HR S P ERA WHIP	IP WLS BF H R ER SO BB IBB HBP BLK WP HR S P ERA WHIP	IP WLS BF H R ER SO BB IBB HBP BLK WP HR S P ERA WHIP	IP WLS BF H R ER SO BB IBB HBP BLK WP HR S P ERA WHIP	IP WLS BF H R ER SO BB IBB HBP BLK WP HR S P ERA WHIP	IP WLS BF H R ER SO BB IBB HBP BLK WP HR S P ERA WHIP	IP WLS BF H R ER SO BB IBB HBP BLK WP HR S P ERA WHIP	IP WLS BF H R ER SO BB IBB HBP BLK WP HR S P ERA WHIP

Milwaukee Brewers @ Anaheim Angels
Anaheim Stadium, Anaheim, CA
Sat May 17 1997, 10:05 PM EDT
Att: 34,922 - Unknown - 69 F

AB 30
R 6
H 8
RBI 5
BB 7
SO 5
LOB 21



Batter	1	2	3	4	5	6	7	8	9	AB	R	H	RBI	BB	SO	LOB	TOP										
Gerald Williams, R (1, 7) OBP: 0.343, SLG: 0.463	1-1 BB BB 2B		1-2 G5-3	1-3 K			0-0 F7		1-0 G5-3	5	1	1	0	0	1	1	Milwaukee Brewers @ Anaheim Angels Anaheim Stadium, Anaheim, CA Sun May 18 1997, 6:33 AM EDT Att: 16,665 - Cloudy - 78 F										
Jeff Cirillo, R (1, 5) OBP: 0.392, SLG: 0.406	1-0 BB BB G1-2-3 HBP		1-0 F8			2-0 2B	1-1 E7			3	0	1	0	0	0	0											
Dave Nilsson, L (1, 3) OBP: 0.394, SLG: 0.475	4-1 BB BB 1-2 2-3 BB		3-1 HR			2-2 P3	0-1 G1-3			3	1	1	1	1	0	2											
John Jaha, R (1, 10) OBP: 0.355, SLG: 0.504	2-3 K		4-0 BB			1-1 L5		1-0 HR		3	1	1	1	1	1	4											
Jeremy Burnitz, L (1, 8) OBP: 0.431, SLG: 0.552	4-2 BB BB 1-2 2-3 BB		0-3 K			1-2 G4-3		0-0 P3 1B		3	0	1	1	1	1	2											
Matt Mieske, R (1, 9) OBP: 0.380, SLG: 0.511	0-1 G1-2-3			1-1 F7		2-2 G5-3		1-3 K		4	0	0	0	0	1	4											
Jose Valentin, S (1, 6) OBP: 0.338, SLG: 0.400		1-0 P6		2-2 1B 2B		1-0 F9		3-2 P3 1-2		4	1	1	0	0	1												
Mark Loretta, R (1, 4) OBP: 0.316, SLG: 0.262		0-1 F9		2-1 P4		3-2 F9		0-0 F7		3	0	0	0	0	0	1											
Jeff Huson, L (9, PH) OBP: 0.279, SLG: 0.256									0-0 F7	1	0	0	0	0	0	0											
Mike Matheny, R (1, 2) OBP: 0.278, SLG: 0.303		0-1 P6		2-1 1B				0-3 K		2	0	1	1	0	0	0											
Jesse Levis, L (7, PH) OBP: 0.319, SLG: 0.333									0-3 K	2	0	0	0	0	2	0											
Inning Stats	R: 1 E: 0 K: 1 S: 10	H: 1 LOB: 2 BB: 2 P: 22	R: 0 E: 0 K: 0 S: 5	H: 0 LOB: 0 BB: 0 P: 6	R: 1 E: 0 K: 1 S: 9	H: 1 LOB: 1 BB: 1 P: 18	R: 1 E: 0 K: 1 S: 12	H: 2 LOB: 1 BB: 0 P: 20	R: 0 E: 0 K: 0 S: 10	H: 0 LOB: 1 BB: 0 P: 16	R: 0 E: 1 K: 1 S: 10	H: 0 LOB: 1 BB: 0 P: 12	R: 1 E: 0 K: 0 S: 11	H: 2 LOB: 1 BB: 0 P: 15	R: 0 E: 0 K: 1 S: 5	H: 0 LOB: 0 BB: 0 P: 6	1B: 2 2B: 3 3B: 0 HR: 2	SF: 0 SAC: 0 DP: 1 HBP: 1	WP: 0 PB: 0 CS: 0	PA: 37							
PITCHER	IP	WLS	BF	H	R	ER	SO	BB	IBB	HBP	BLK	WP	HR	S	P	ERA	WHIP										
Dennis Springer, R (1, 1) ERA: 5.65	6.2	W	29	5	3	3	4	3	0	1	0	0	1	64	108	4.05	1.200										
Mike Holtz, L (7, 1) ERA: 1.29	0.1		3	2	1	1	0	0	0	0	0	0	1	4	5	27.00	6.000										
Rich DeLucia, R (8, 1) ERA: 2.25	1.0	S	2	0	0	0	1	0	0	0	0	0	0	9	12	0.00	0.000										
Mike James, R (9, 1) ERA: 2.35	1.0	S	3	0	0	0	1	0	0	0	0	0	0	5	6	0.00	0.000										

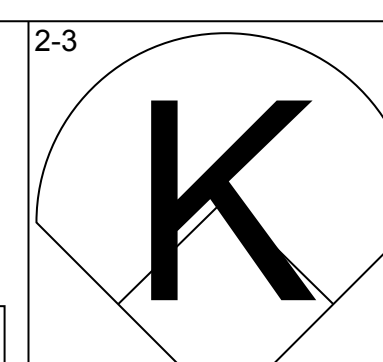
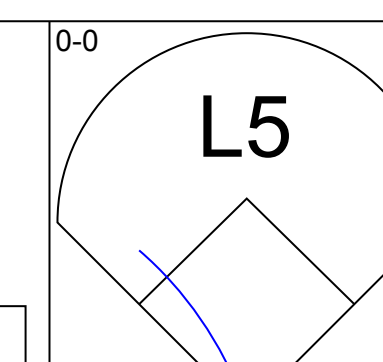
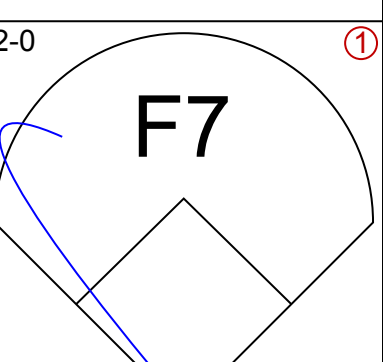
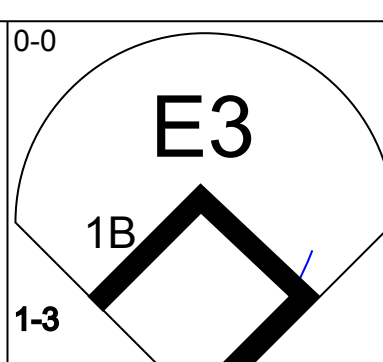
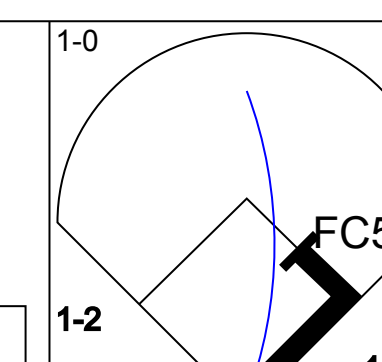
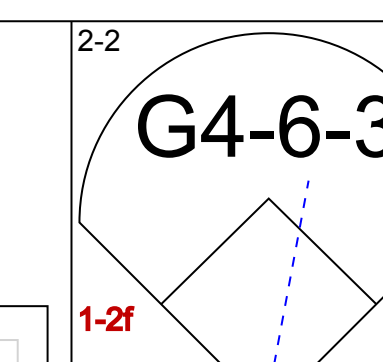
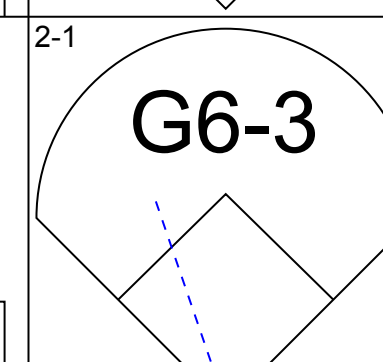
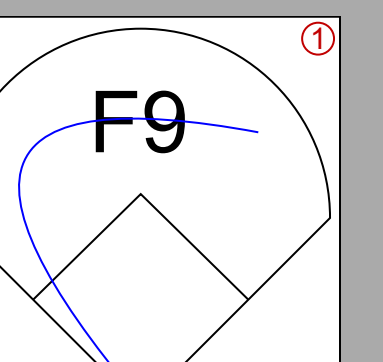
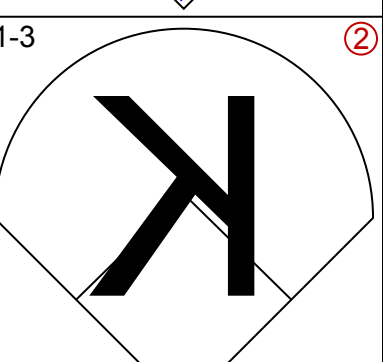
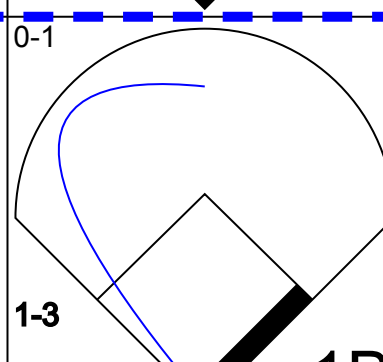
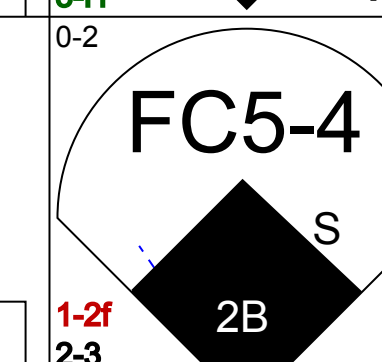
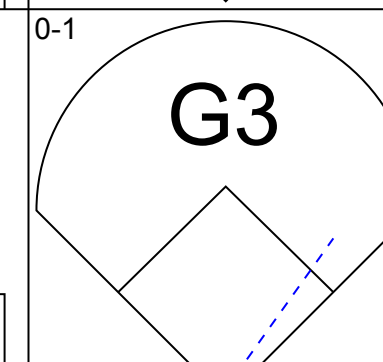
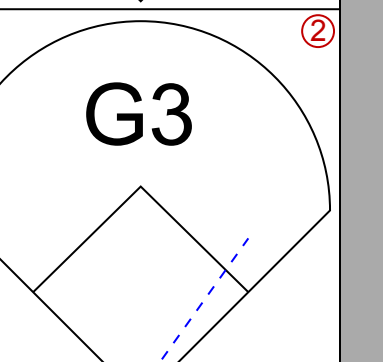
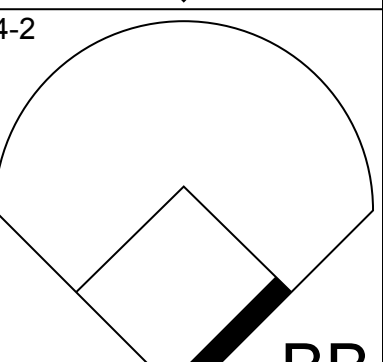
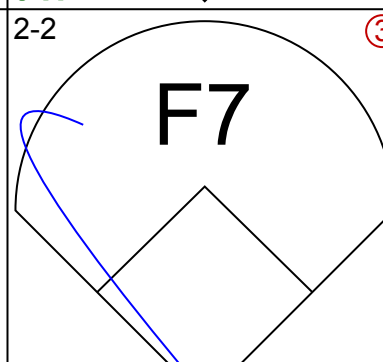
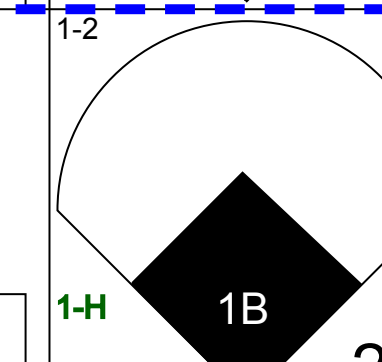

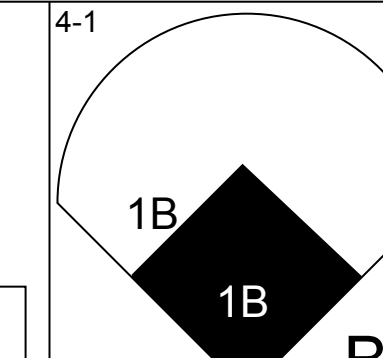
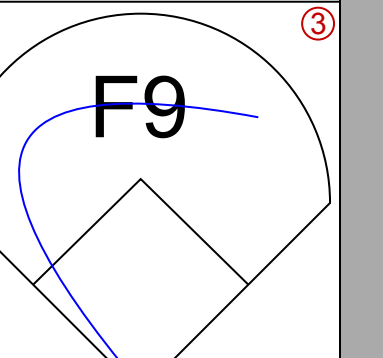
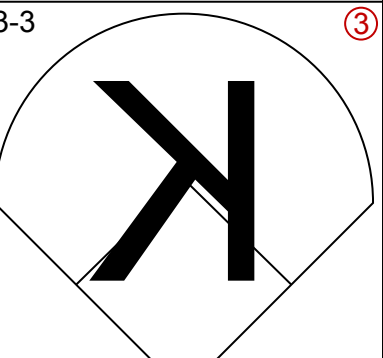
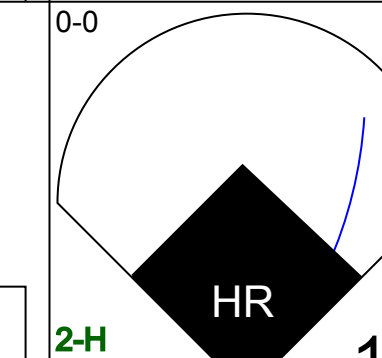

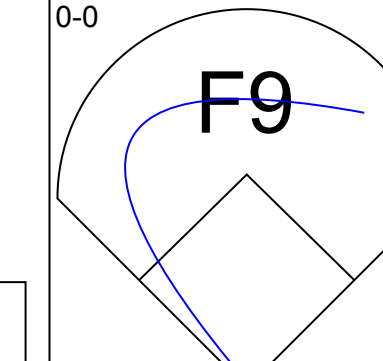
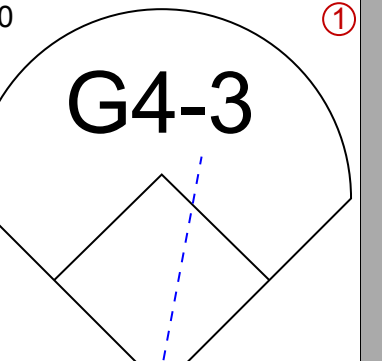
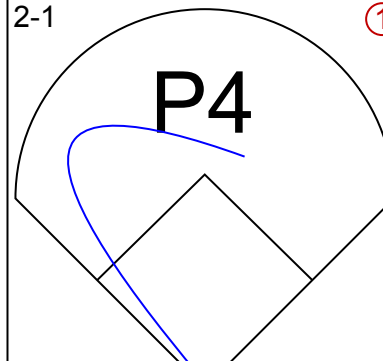
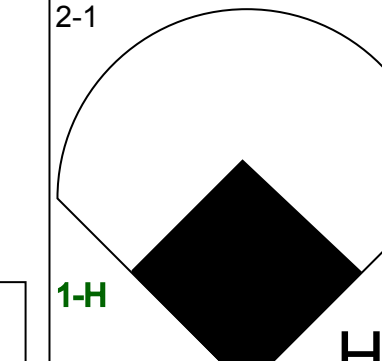

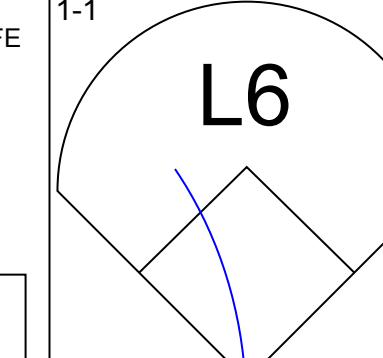
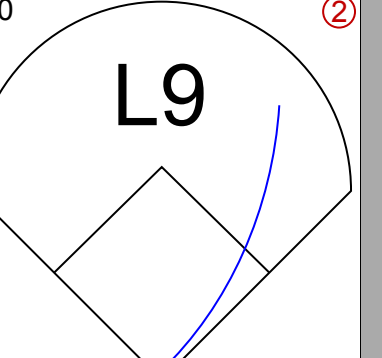
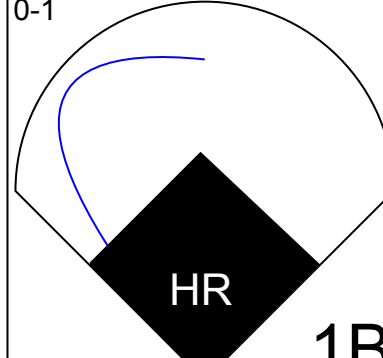
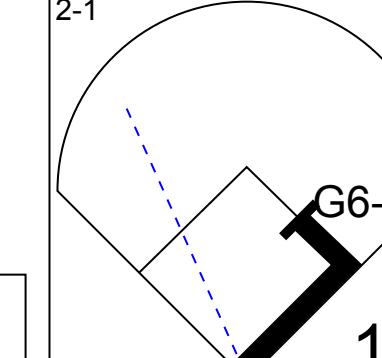

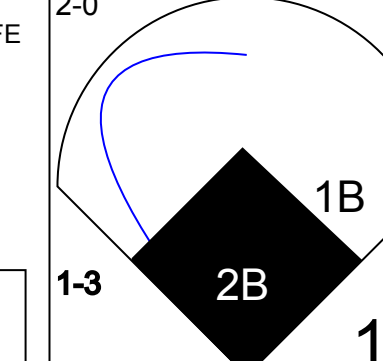
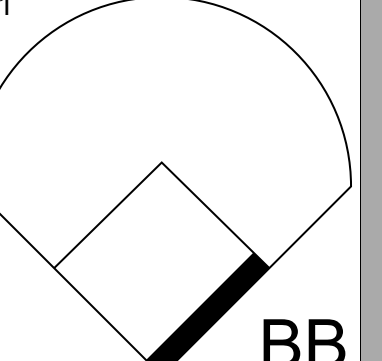
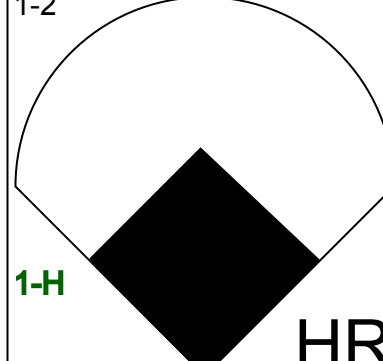
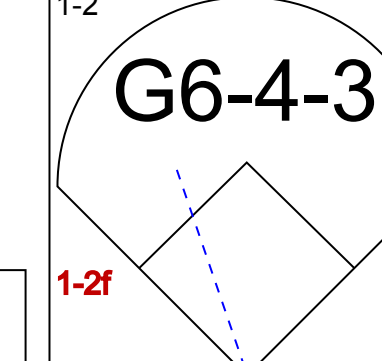

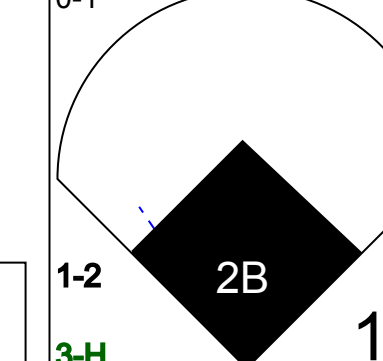
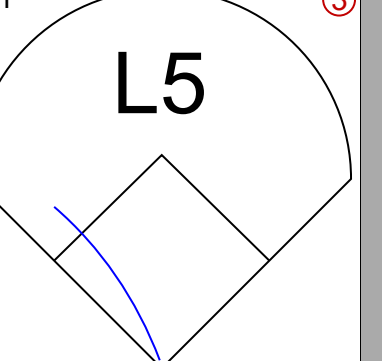
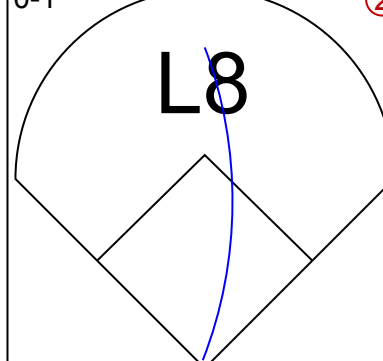
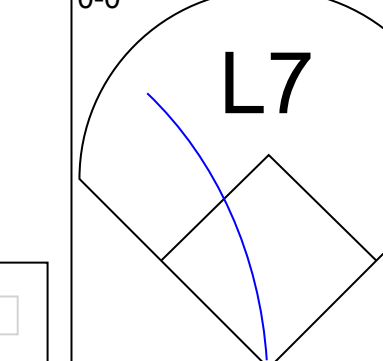
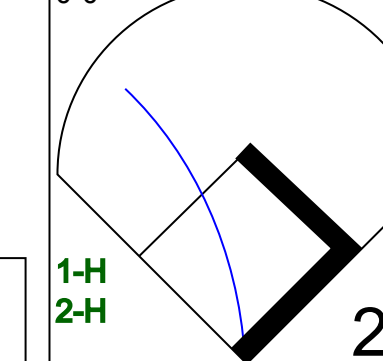
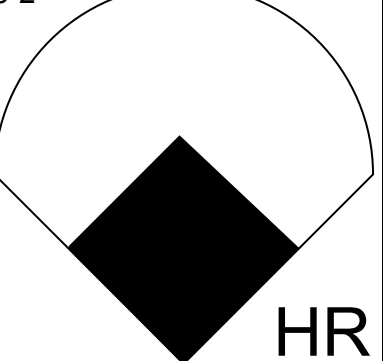
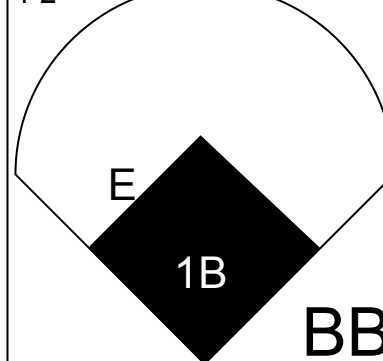
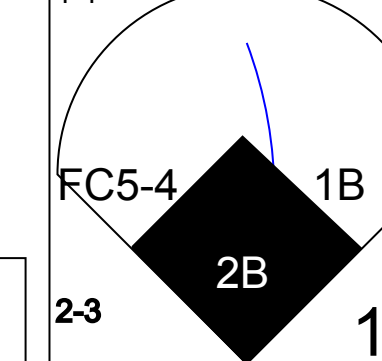
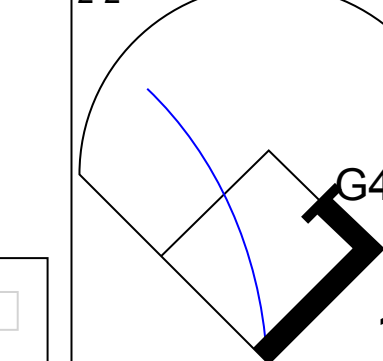
AB	33
R	4
H	7
RBI	4
BB	3
SO	6
LOB	15



Batter	1	2	3	4	5	6	7	8	9	AB	R	H	RBI	BB	SO	LOB	BOTTOM										
Tony Phillips, S (1, 7) OBP: 0.442, SLG: 0.397	1-2 G3-1		4-2 E BB			0-1 G4-3		1-1 CS HBP		2	1	0	0	1	0	0	Milwaukee Brewers @ Anaheim Angels Anaheim Stadium, Anaheim, CA Sun May 18 1997, 6:33 AM EDT Att: 16,665 - Cloudy - 78 F										
Orlando Palmeiro, L (9, 7) OBP: 0.260, SLG: 0.235									0-3 K	4	1	1	1	0	1	1											
Darin Erstad, L (1, 3) OBP: 0.338, SLG: 0.426	2-1 F9		2-0 E2 G6-3 2B			3-2 F7		0-3 K		3	1	1	1	0	0	0											
Dave Hollins, S (1, 5) OBP: 0.379, SLG: 0.378	2-1 HR 1B		1-1 G6-3			2-1 F8				3	1	1	1	0	0	0											
Jim Edmonds, L (1, 8) OBP: 0.377, SLG: 0.546	0-1 HR		0-3 K			3-1 HR				3	2	2	3	0	1	0											
Tim Salmon, R (1, 9) OBP: 0.349, SLG: 0.396	2-1 G6-3			3-2 G6-3		0-1 G4-3				3	0	0	0	0	0	0											
16 Garret Anderson, L (1, 10) OBP: 0.383, SLG: 0.415		0-3 K		3-1 F8			3-2 G4-6-3 1B			3	0	1	0	0	1	0											
Chad Kreuter, S (1, 2) OBP: 0.333, SLG: 0.375		2-2 F7		2-0 G1-3			0-0 G4-6-3			3	0	0	0	0	0	1											
Craig Grebeck, R (1, 4) OBP: 0.310, SLG: 0.206		0-1 P5			1-2 G4-3		0-0 P3			3	0	0	0	0	0	0											
Gary Disarcina, R (1, 6) OBP: 0.252, SLG: 0.341			0-0 CS 1B		0-2 G6-3			2-1 G6-3		3	0	1	0	0	0	0											
Inning Stats	R: 2 E: 0 K: 0 S: 11	H: 2 LOB: 0 BB: 0 P: 18	R: 0 E: 0 K: 1 S: 10	H: 0 LOB: 0 BB: 0 P: 12	R: 2 E: 1 K: 1 S: 9	H: 2 LOB: 1 BB: 1 P: 16	R: 0 E: 0 K: 0 S: 6	H: 0 LOB: 0 BB: 0 P: 14	R: 1 E: 0 K: 0 S: 11	H: 1 LOB: 0 BB: 0 P: 19	R: 0 E: 0 K: 0 S: 6	H: 1 LOB: 0 BB: 0 P: 9	R: 0 E: 0 K: 1 S: 6	H: 0 LOB: 1 BB: 0 P: 9	R: 0 E: 0 K: 1 S: 6	H: 0 LOB: 0 BB: 0 P: 9	1B: 3 2B: 2 3B: 0 HR: 2	SF: 0 SAC: 0 DP: 2 HBP: 1	WP: 0 PB: 0 CS: 2	PA: 29							
PITCHER	IP	WLS	BF	H	R	ER	SO	BB	IBB	HBP	BLK	WP	HR	S	P	ERA	WHIP										
Jose Mercedes, R (1, 1) ERA: 4.02	7.0	L	26	6	5	4	2	1	0	0	0	0	2	61	97	5.14	1.000										
Doug Jones, R (8, 1) ERA: 1.47	1.0		3	0	0	0	1	0	0	1	0	0	0	6	9	0.00	0.000										

AB	27
R	5
H	6
RBI	5
BB	1
SO	3
LOB	2

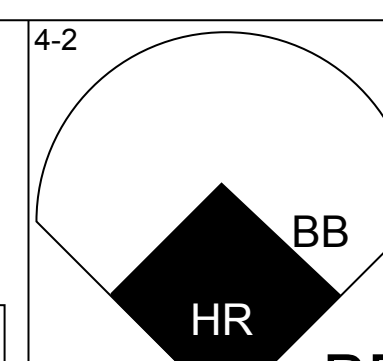
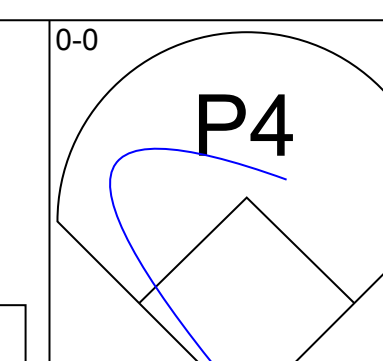
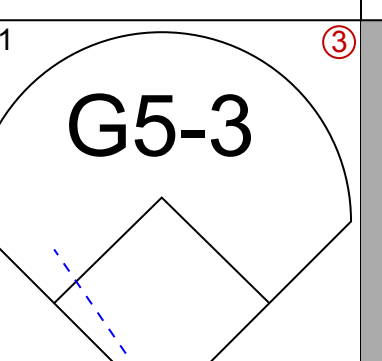
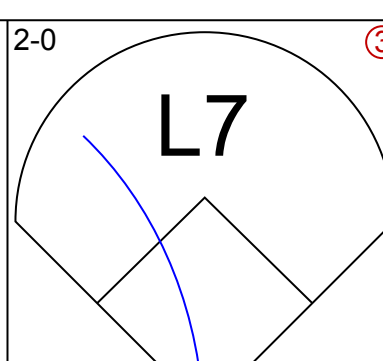
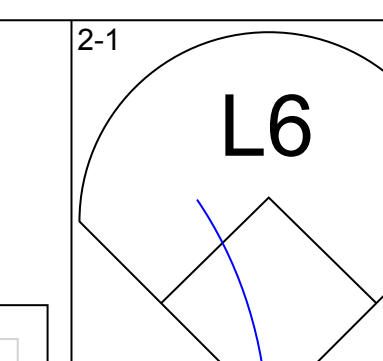
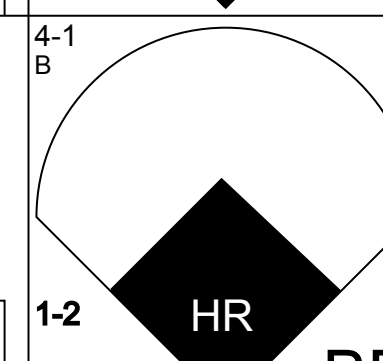
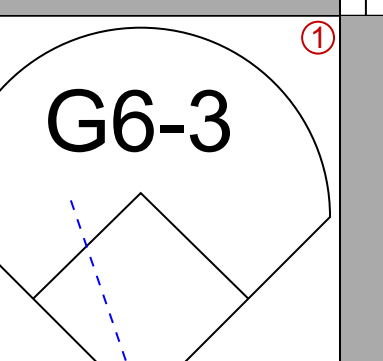
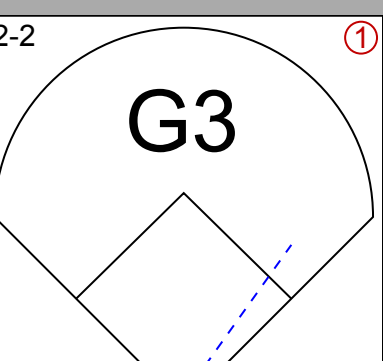

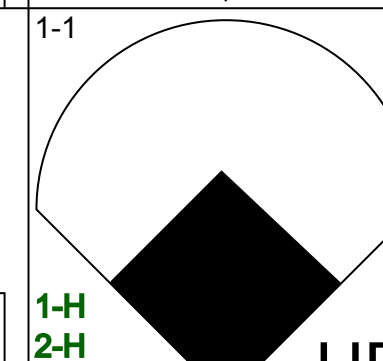
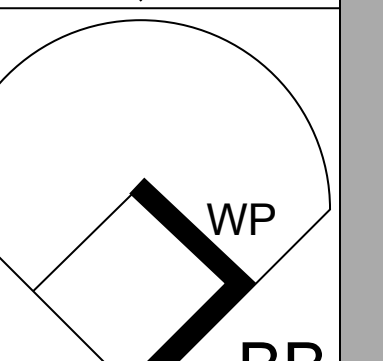
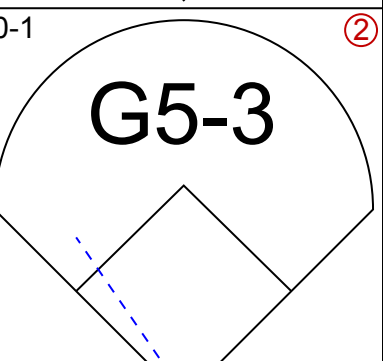

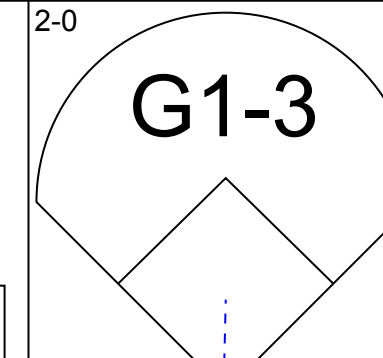
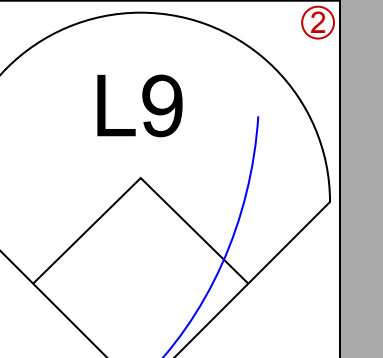
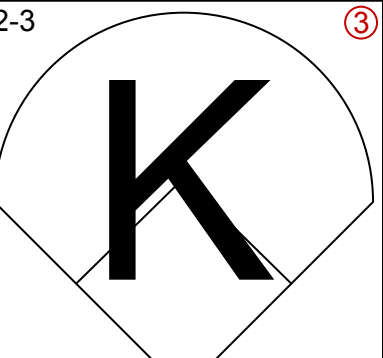

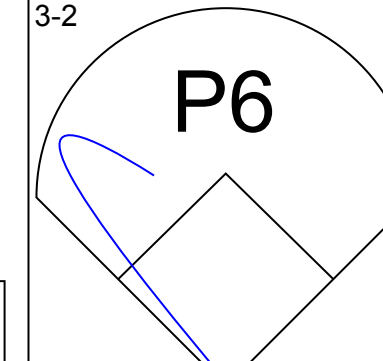
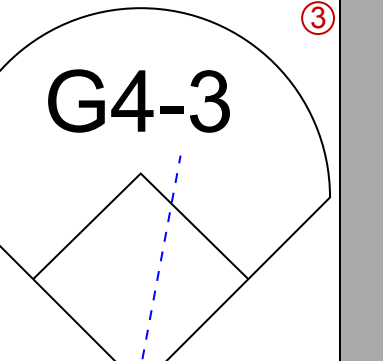

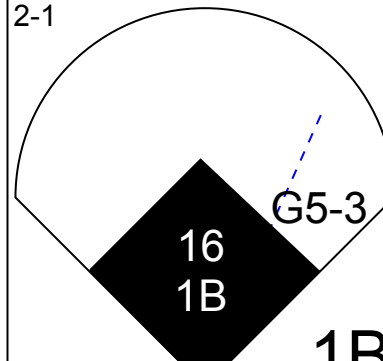

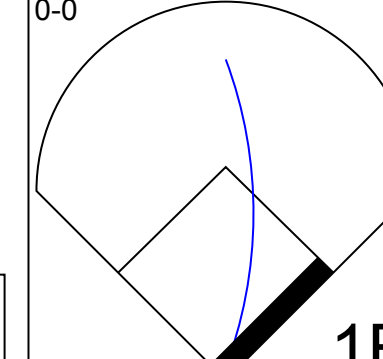
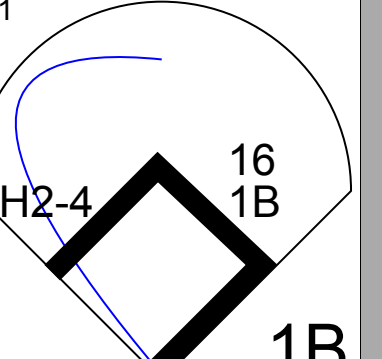
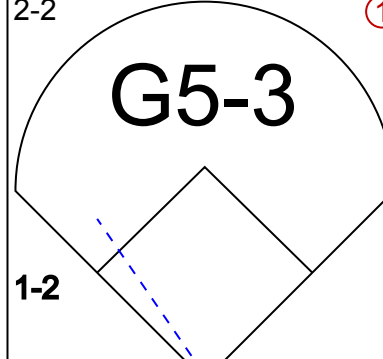
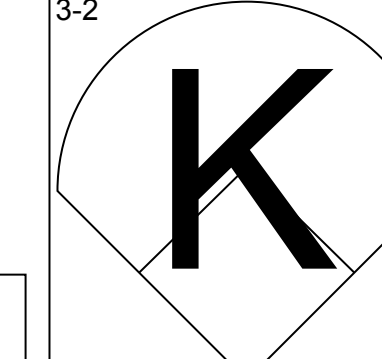
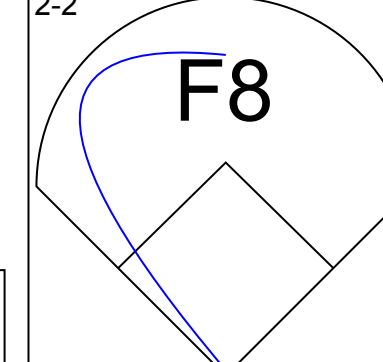
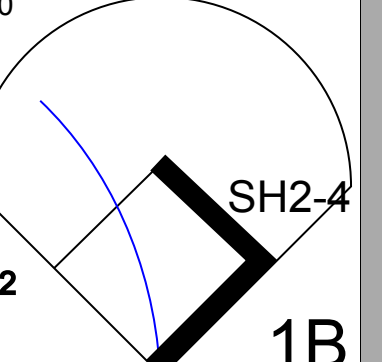
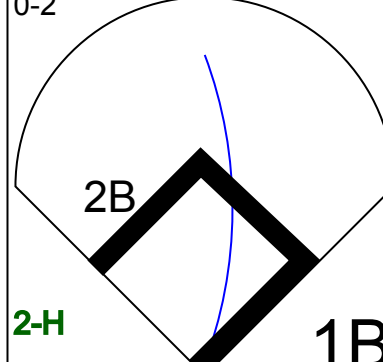

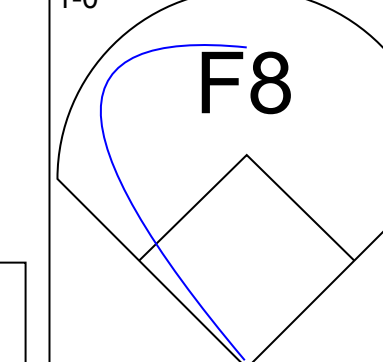
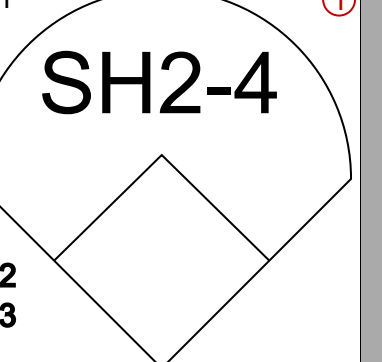
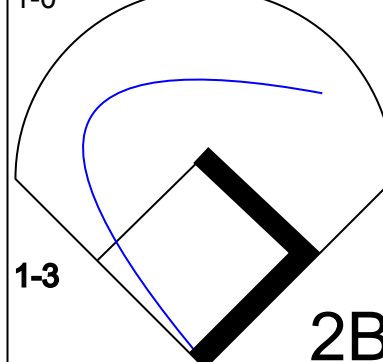
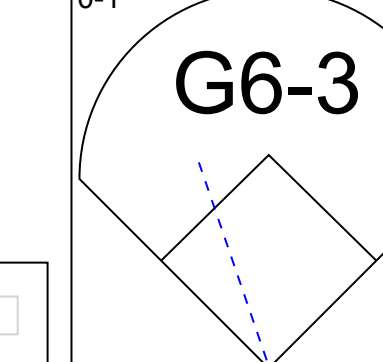

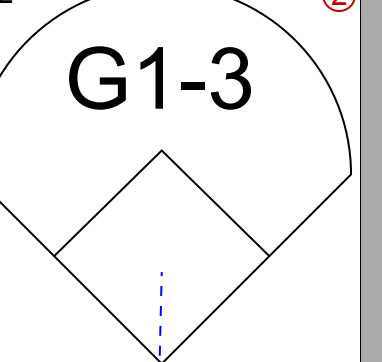
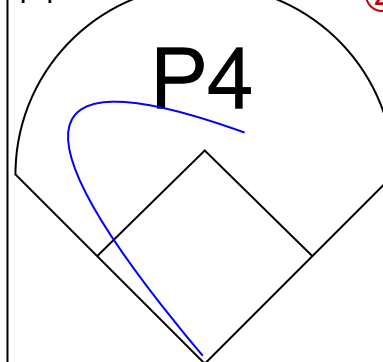
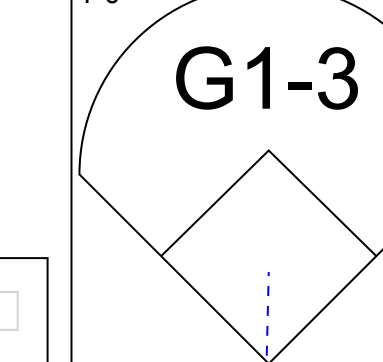


Batter	1	2	3	4	5	6	7	8	9	AB	R	H	RBI	BB	SO	LOB	TOP					
Rich Amaral, R OBP: 0.388, SLG: 0.367 (1, 7)										6	0	1	1	0	1	3						
Alex Rodriguez, R OBP: 0.373, SLG: 0.519 (1, 6)										5	1	1	1	0	1	2						
Ken Griffey Jr., L OBP: 0.402, SLG: 0.740 (1, 8)										4	1	1	2	1	0	2						
Edgar Martinez, R OBP: 0.426, SLG: 0.491 (1, 10)										4	2	2	1	1	1	1						
Mike Blowers, R OBP: 0.238, SLG: 0.308 Paul Sorrento, L (7, PH) OBP: 0.319, SLG: 0.447 (7, 3)										3	0	0	0	0	0	1						
Dan Wilson, R OBP: 0.366, SLG: 0.468 (1, 2)										5	1	2	0	0	1	3						
Jay Buhner, R OBP: 0.373, SLG: 0.365 (1, 9)										4	2	2	2	1	0	3						
Russ Davis, R OBP: 0.343, SLG: 0.492 (1, 5)										5	2	2	1	0	0	1						
Joey Cora, S OBP: 0.416, SLG: 0.542 (1, 4)										4	3	4	3	1	0	0						
Inning Stats	R: 0 E: 0 K: 1 S: 8	H: 0 LOB: 0 BB: 0 P: 12	R: 3 E: 0 K: 0 S: 9	H: 3 LOB: 1 BB: 1 P: 16	R: 0 E: 0 K: 0 S: 3	H: 0 LOB: 0 BB: 0 P: 7	R: 0 E: 0 K: 0 S: 5	H: 0 LOB: 1 BB: 1 P: 11	R: 1 E: 0 K: 2 S: 13	H: 1 LOB: 2 BB: 1 P: 26	R: 3 E: 1 K: 0 S: 19	H: 3 LOB: 2 BB: 1 P: 28	R: 0 E: 0 K: 1 S: 9	H: 2 LOB: 1 BB: 0 P: 10	R: 6 E: 0 K: 0 S: 19	H: 7 LOB: 0 BB: 0 P: 27	R: 0 E: 0 K: 0 S: 8	H: 1 LOB: 0 BB: 0 P: 12	1B: 11 2B: 3 3B: 0 HR: 3	SF: 0 SAC: 0 DP: 3 HBP: 0	WP: 0 PB: 0 SB: 1 CS: 0	PA: 46
PITCHER	IP	WLS	BF	H	R	ER	SO	BB	IBB	HBP	BLK	WP	HR	S	P	ERA	WHIP					
Mark Langston, L ERA: 5.01 Pep Harris, R ERA: 4.28 Allen Watson, L ERA: 7.04 Shigetoshi Hasegawa, R ERA: 6.03	(1, 1) (6, 1) (8, 1) (8, 1)	5.2 1.2 0.0 1.2	L 10 4 4	28 6 4 1	6 3 3 0	6 3 3 0	3 1 3 0	4 0 0 0	0 0 0 0	0 0 0 0	0 0 0 0	0 0 0 0	2 21 9 11	52 21 14 16	93 26 14 16	9.53 16.20 ∞ 0.00	1.765 3.600 ∞ 0.600					

Seattle Mariners @ Anaheim Angels
Anaheim Stadium, Anaheim, CA
Mon May 19 1997, 10:05 PM EDT
Att: 17,279 - Unknown - 71 F

AB 42
R 13
H 17
RBI 13
BB 4
SO 4
LOB 16



Batter	1	2	3	4	5	6	7	8	9	AB	R	H	RBI	BB	SO	LOB	BOTTOM				
Tony Phillips, S OBP: 0.435, SLG: 0.385 (1, 10)										4	1	0	0	1	0	4					
Darin Erstad, L OBP: 0.336, SLG: 0.417 (1, 3)										3	1	0	0	1	0	0					
Dave Hollins, S OBP: 0.382, SLG: 0.397 (1, 5)										3	1	1	3	1	1	0					
Tim Salmon, R OBP: 0.341, SLG: 0.386 (1, 9)										4	0	0	0	0	2	1					
Jim Edmonds, L OBP: 0.374, SLG: 0.538 (1, 8)										4	1	1	0	0	0	1					
Jim Leyritz, R OBP: 0.386, SLG: 0.496 (1, 2)										4	0	2	0	0	1	1					
16 Garret Anderson, L OBP: 0.386, SLG: 0.417 (1, 7)										4	0	2	1	0	0	1					
Craig Grebeck, R OBP: 0.311, SLG: 0.243 (1, 4)										3	0	1	0	0	0	0					
Gary Disarcina, R OBP: 0.245, SLG: 0.331 (1, 6)										4	0	0	0	0	1	4					
Inning Stats	R: 3 E: 0 K: 0 S: 13	H: 2 LOB: 1 BB: 2 P: 29	R: 0 E: 0 K: 1 S: 5	H: 0 LOB: 0 BB: 0 P: 7	R: 0 E: 0 K: 0 S: 11	H: 0 LOB: 0 BB: 1 P: 19	R: 0 E: 0 K: 0 S: 10	H: 2 LOB: 2 BB: 0 P: 16	R: 1 E: 0 K: 0 S: 13	H: 3 LOB: 2 BB: 0 P: 21	R: 0 E: 0 K: 2 S: 11	H: 0 LOB: 0 BB: 0 P: 15	R: 0 E: 0 K: 1 S: 13	H: 0 LOB: 0 BB: 0 P: 19	R: 0 E: 0 K: 0 S: 5	H: 0 LOB: 0 BB: 0 P: 8	1B: 5 2B: 1 3B: 0 HR: 1	SF: 0 SAC: 1 DP: 0 HBP: 0	WP: 1 PB: 0 SB: 0 CS: 0	PA: 37	
PITCHER	IP	WLS	BF	H	R	ER	SO	BB	IBB	HBP	BLK	WP	HR	S	P	ERA	WHIP				
Jamie Moyer, L ERA: 3.19 40 Greg McCarthy, L ERA: 3.45 Bob Wells, R ERA: 8.62	(1, 1) (7, 1) (8, 1)	6.0 1.0 2.0	W 3 6	28 0 0	2 0 0	4 0 0	2 2 1	0 0 0	0 0 0	0 0 0	0 0 0	0 0 0	1 11 18	61 15 27	105 15 27	6.00 0.00 0.00	1.667 0.000 0.000				

Seattle Mariners @ Anaheim Angels
Anaheim Stadium, Anaheim, CA
Mon May 19 1997, 10:05 PM EDT
Att: 17,279 - Unknown - 71 F

AB 33
R 4
H 7
RBI 4
BB 3
SO 5
LOB 12



Batter	1	2	3	4	5	6	7	8	9	AB	R	H	RBI	BB	SO	LOB	TOP								
Joey Cora, S OBP: 0.416, SLG: 0.537 (1, 4)	L9		P4-3 1B		BB 1B 2B	K		K		5	1	2	0	0	2	2									
Alex Rodriguez, R OBP: 0.373, SLG: 0.513 (1, 6)	HR BB		P4-3 1-1f		BB 2B 1B		K		F9	4	2	1	0	1	1	1									
Ken Griffey Jr., L OBP: 0.407, SLG: 0.751 (1, 8)	HR			E6 1B	BB 2B BB		G5-3		F8	4	2	2	3	1	0	0									
Edgar Martinez, R OBP: 0.426, SLG: 0.491 (1, 10)	G4-3			F7 1B	BB 2B BB		BB HR BB		F9	4	1	1	3	1	0	1									
Paul Sorrento, L OBP: 0.317, SLG: 0.437 (1, 3)	F8			F9 1B	BB 2B BB		HR BB			3	1	0	0	1	1	2									
Jay Buhner, R OBP: 0.370, SLG: 0.382 (1, 9)		F9 1B		G6-3 1B		F9 1B		HR		4	1	1	3	0	0	1									
Dan Wilson, R OBP: 0.365, SLG: 0.462 (1, 2)	L7				G1-3 1B	G3 1B		G3		4	0	1	0	0	0	0									
Russ Davis, R OBP: 0.340, SLG: 0.485 (1, 5)	G4-3			L3 1B		G3 1B		F8		4	0	1	0	0	0	0									
Rob Ducey, L OBP: 0.283, SLG: 0.366 (1, 7)			G3		BB 1B BB	G3 1B		G3-1		3	1	0	0	1	0	2									
Inning Stats	R: 2 E: 0 K: 0 S: 14	H: 1 LOB: 0 BB: 1 P: 23	R: 0 E: 0 K: 0 S: 5	H: 0 LOB: 0 BB: 0 P: 9	R: 0 E: 0 K: 0 S: 6	H: 1 LOB: 1 BB: 0 P: 13	R: 0 E: 1 K: 0 S: 11	H: 1 LOB: 1 BB: 0 P: 16	R: 4 E: 0 K: 1 S: 15	H: 3 LOB: 1 BB: 2 P: 27	R: 0 E: 0 K: 1 S: 12	H: 2 LOB: 2 BB: 0 P: 18	R: 3 E: 0 K: 1 S: 15	H: 1 LOB: 0 BB: 2 P: 27	R: 0 E: 0 K: 1 S: 7	H: 0 LOB: 0 BB: 0 P: 10	R: 0 E: 0 K: 0 S: 5	H: 0 LOB: 0 BB: 0 P: 7	1B: 6 2B: 2 3B: 0 HR: 2	SF: 0 SAC: 0 DP: 1 HBP: 0	WP: 0 PB: 0 SB: 0 CS: 0	PA: 40			
PITCHER	IP	WLS	BF	H	R	ER	SO	BB	IBB	HBP	BLK	WP	HR	S	P	ERA	WHIP								
Jason Dickson, R ERA: 3.72 (1, 1)	6.0		28	8	6	6	2	3	0	0	0	0	1	63	106	9.00	1.833								
Rich DeLuca, R ERA: 3.5 (7, 1)	2.0	W	9	1	3	3	2	2	0	0	0	0	1	22	37	13.50	1.500								
Troy Percival, R ERA: 10.8 (9, 1)	1.0	S	3	0	0	0	0	0	0	0	0	0	0	5	7	0.00	0.000								

Seattle Mariners @ Anaheim Angels
Anaheim Stadium, Anaheim, CA
Tue May 20 1997, 10:05 PM EDT
Att: 17,492 - Unknown - 71 F

AB 35
R 9
H 9
RBI 9
BB 5
SO 4
LOB 9



Batter	1	2	3	4	5	6	7	8	9	AB	R	H	RBI	BB	SO	LOB	BOTTOM								
Tony Phillips, S OBP: 0.445, SLG: 0.387 (1, 4)	FC3-6 1B		FC1-6 BB	HR BB		BB		K		2	1	1	0	3	1	0									
Jim Edmonds, L OBP: 0.375, SLG: 0.531 (1, 8)	FC3-6 WP 1-2f		FC1-6 CS	HR 1B		F7		FC5 BB BB		4	2	1	2	1	0	5									
Dave Hollins, S OBP: 0.388, SLG: 0.420 (1, 5)	WP 1B		K 1-2	HR		K		FC5 BB		4	2	2	3	1	2	4									
Jim Leyritz, R OBP: 0.380, SLG: 0.480 (1, 3)	P6		K					FC5 BB		4	1	0	0	1	2	4									
Darin Erstad, L OBP: 0.336, SLG: 0.417 (8, PR) (9, 3)				K				BB 1B BB		0	1	0	0	0	0	0									
Tim Salmon, R OBP: 0.343, SLG: 0.411 (1, 9)	F9			HR		F9		2B		5	1	2	4	0	0	3									
16 Garrett Anderson, L OBP: 0.386, SLG: 0.417 (1, 7)		K		1B 1B		G3		P4		5	1	2	0	0	1	2									
Eddie Murray, S ERA: 4.15 (1, 10)		G4-3		WP 1B 1B		G6-3		P4		4	1	2	1	0	0	0									
Luis Alicaia, S OBP: 0.368, SLG: 0.417 (7, PR)				1B 1B				P4		1	0	0	0	0	0	2									
Chad Kreuter, S OBP: 0.346, SLG: 0.386 (1, 2)		K		WP 1B 1B				K		4	1	2	1	0	2	2									
Gary Disarcina, R OBP: 0.247, SLG: 0.331 (1, 6)			FC1-6 BB	K		SH1-4 1B		F9		3	0	1	0	0	1	4									
Inning Stats	R: 0 E: 1 K: 0 S: 9	H: 2 LOB: 2 BB: 0 P: 13	R: 0 E: 0 K: 2 S: 9	H: 0 LOB: 0 BB: 0 P: 13	R: 0 E: 0 K: 1 S: 12	H: 1 LOB: 1 BB: 1 P: 18	R: 7 E: 0 K: 3 S: 28	H: 6 LOB: 0 BB: 1 P: 43	R: 0 E: 0 K: 0 S: 9	H: 0 LOB: 0 BB: 0 P: 13	R: 0 E: 0 K: 1 S: 8	H: 1 LOB: 2 BB: 1 P: 18	R: 1 E: 0 K: 1 S: 12	H: 2 LOB: 2 BB: 1 P: 21	R: 3 E: 0 K: 1 S: 15	H: 1 LOB: 2 BB: 2 P: 29	R: 0 E: 0 K: 0 S: 5	H: 0 LOB: 0 BB: 0 P: 7	1B: 10 2B: 1 3B: 0 HR: 2	SF: 0 SAC: 1 DP: 0 HBP: 0	WP: 2 PB: 0 SB: 0 CS: 1	PA: 43			
PITCHER	IP	WLS	BF	H	R	ER	SO	BB	IBB	HBP	BLK	WP	HR	S	P	ERA	WHIP								
Jeff Fassero, L ERA: 5.81 (4, 1)	2.2		11	1	1	1	2	2	0	0	0	0	0	25	45	3.38	1.125								
40 Greg McCarthy, L ERA: 3.75 (7, 1)	1.0		6	2	1	1	2	1	0	0	0	0	0	12	22	9.00	3.000								
Josias Manzanillo, R ERA: 5.56 (8, 1)	0.2	L	5	1	2	2	0	1	0	0	0	0	0	12	20	27.00	3.000								

Seattle Mariners @ Anaheim Angels
Anaheim Stadium, Anaheim, CA
Tue May 20 1997, 10:05 PM EDT
Att: 17,492 - Unknown - 71 F


AB 36
R 11
H 13
RBI 11
BB 6
SO 9
LOB 26



Batter	1	2	3	4	5	6	7	8	9	AB	R	H	RBI	BB	SO	LOB	TOP											
Rich Amaral, R OBP: 0.361, SLG: 0.338 (1, 7)	G6-3	G5-3			F8		K		P4	5	0	0	0	0	1	4												
Alex Rodriguez, R OBP: 0.373, SLG: 0.510 Alvaro Espinoza, R OBP: 0.231, SLG: 0.269 (1, 6) (7, 6)	K		G4-6-3 1B		P3			F9		3	0	1	0	0	1	0												
Ken Griffey Jr., L OBP: 0.366, SLG: 0.743 Rob Ducey, L OBP: 0.277, SLG: 0.357 (1, 8) (6, 8) (7, 9)			G4-6-3 1-2		K			K		2	0	0	0	1	1													
Edgar Martinez, R OBP: 0.422, SLG: 0.485 (1, 3)	F8		K			G5-3			1B	4	0	1	0	0	1													
Jay Buhner, R OBP: 0.375, SLG: 0.406 Brent Gates, S OBP: 0.278, SLG: 0.388 (1, 9) (7, 7)		1B 1B		K		HR			F7	3	2	1	0	1	0													
Mike Blowers, R OBP: 0.281, SLG: 0.349 (1, 5)		1B 1B			K2-3				F7	4	1	2	0	0	1													
Dan Wilson, R OBP: 0.354, SLG: 0.453 John Marzano, R OBP: 0.350, SLG: 0.278 (1, 2) (6, 2)	F7			K		G4-3			1B 1B	3	0	0	0	0	1	3	AB 36 R 3 H 10 RBI 3 BB 1 SO 9 LOB 14											
Russ Davis, R OBP: 0.338, SLG: 0.478 (1, 10)		P3					F7		K	4	0	1	1	0	1	3												
Joey Cora, S OBP: 0.418, SLG: 0.536 (1, 4)		1-2 2-H 1B			L4		F8		1B	4	0	2	1	0	0	1												
Inning Stats	R: 0 E: 0 K: 1 S: 15	H: 0 LOB: 1 BB: 1 P: 26	R: 1 E: 0 K: 0 S: 10	H: 3 LOB: 2 BB: 0 P: 17	R: 0 E: 0 K: 1 S: 5	H: 1 LOB: 0 BB: 0 P: 9	R: 1 E: 0 K: 2 S: 13	H: 2 LOB: 1 BB: 0 P: 17	R: 0 E: 0 K: 1 S: 9	H: 0 LOB: 0 BB: 0 P: 14	R: 0 E: 0 K: 1 S: 7	H: 0 LOB: 0 BB: 0 P: 13	R: 0 E: 0 K: 1 S: 5	H: 1 LOB: 1 BB: 0 P: 8	R: 0 E: 0 K: 1 S: 7	H: 2 LOB: 2 BB: 0 P: 22	R: 0 E: 0 K: 1 S: 16	H: 2 LOB: 2 BB: 0 P: 22	1B: 8 2B: 1 3B: 0 HR: 1	SF: 0 SAC: 0 DP: 1 HBP: 0	WP: 0 PB: 0 SB: 0 CS: 0	PA: 37						
PITCHER	IP	WLS	BF	H	R	ER	SO	BB	IBB	HBP	BLK	WP	HR	S	P	ERA	WHIP											
Chuck Finley, L ERA: 4.87 Shigetoshi Hasegawa, R ERA: 5.7	(1, 1)	7.0	W	28	7	3	3	7	1	0	0	0	0	1	64	104	3.86	1.143										
(8, 1)	2.0	9	3	0	0	0	2	0	0	0	0	0	0	0	23	35	0.00	1.500										

Seattle Mariners @ Anaheim Angels
Anaheim Stadium, Anaheim, CA
Wed May 21 1997, 10:05 PM EDT
Att: 20,295 - Unknown - 70 F


AB 36
R 3
H 10
RBI 3
BB 1
SO 9
LOB 14



Batter	1	2	3	4	5	6	7	8	9	AB	R	H	RBI	BB	SO	LOB	BOTTOM											
Tony Phillips, S OBP: 0.449, SLG: 0.386 (1, 9)	S 3B BB	SH1-3	E5 G1-3			E9 1B 1B	F9			3	2	1	0	2	0	1												
Darin Erstad, L OBP: 0.335, SLG: 0.414 (1, 3)	L4	S SF7 1B	G1-3	L6		2B 1B	F7			6	2	2	3	0	0	6												
Dave Hollins, S OBP: 0.394, SLG: 0.444 Craig Grebeck, R OBP: 0.326, SLG: 0.342 (1, 5) (6, PR) (7, 5)	3B	SF7 1B	K		HR BB	1B 2B		HR		3	1	2	3	1	1	2												
Jim Edmonds, L OBP: 0.383, SLG: 0.561 Otlando Palmeiro, L OBP: 0.300, SLG: 0.231 (1, 8) (6, PH) (7, 8)	G1-3	1B 16 1B 1B		2B 2B	HR	E6 16 1B 1B		1B BB		4	3	3	2	0	0	1												
Jim Leyritz, R OBP: 0.385, SLG: 0.477 (1, 2)	F9	16 1B 1B		2B BB	G6-3	K		1B		5	1	2	0	1	1	3												
16 Garret Anderson, L OBP: 0.390, SLG: 0.420 (1, 7)			P5		G6-3	1B 1B	F8			6	1	3	1	0	0	4												
Jack Howell, L OBP: 0.395, SLG: 0.692 (1, 10)			P4		HR	P5		G4-3		5	2	1	1	1	1	7	AB 45 R 18 H 21 RBI 17 BB 7 SO 4 LOB 28											
Luis Alicea, S OBP: 0.373, SLG: 0.417 (1, 4)		SH1-3 1B 1B	G1-3	2B BB	G6-3		K			5	1	2	2	1	1	0												
Gary Disarcina, R OBP: 0.263, SLG: 0.358 (1, 6)		SH1-3 1B 1B	E					G6-3		6	2	4	4	0	0	3												
Inning Stats	R: 1 E: 0 K: 0 S: 10	H: 1 LOB: 1 BB: 1 P: 19	R: 6 E: 0 K: 1 S: 24	H: 7 LOB: 2 BB: 1 P: 39	R: 0 E: 1 K: 1 S: 9	H: 1 LOB: 2 BB: 0 P: 14	R: 2 E: 0 K: 0 S: 17	H: 2 LOB: 3 BB: 3 P: 33	R: 3 E: 0 K: 1 S: 13	H: 2 LOB: 0 BB: 1 P: 22	R: 5 E: 2 K: 1 S: 24	H: 6 LOB: 3 BB: 0 P: 34	R: 1 E: 0 K: 0 S: 12	H: 2 LOB: 2 BB: 1 P: 22	R: 0 E: 0 K: 1 S: 10	H: 0 LOB: 0 BB: 0 P: 15	1B: 13 2B: 4 3B: 1 HR: 3	SF: 1 SAC: 1 DP: 0 HBP: 0	WP: 0 PB: 0 SB: 3 CS: 0	PA: 54								
PITCHER	IP	WLS	BF	H	R	ER	SO	BB	IBB	HBP	BLK	WP	HR	S	P	ERA	WHIP											
Dennis Martinez, R ERA: 7.71 Mark Holtzner, L ERA: 4.91 Scott Sanders, R ERA: 7.45 Bob Wells, R ERA: 9.72 Josias Manzanillo, R ERA: 5.94	(1, 1)	1.2	L	14	7	7	7	0	2	0	0	0	0	0	27	49	37.80	5.400										
(2, 1)	2.0	12	3	2	2	2	2	2	0	0	0	0	0	2	24	41	9.00	2.500										
(4, 1)	1.1	9	3	3	3	0	2	0	0	0	0	0	0	2	22	37	20.25	3.750										
(6, 1)	1.0	10	6	5	3	1	0	0	0	0	0	0	0	2	24	34	27.00	6.000										
(7, 1)	1.0	6	2	1	1	0	1	0	0	0	0	0	1	12	22	9.00	3.000											
PITCHER	IP	WLS	BF	H	R	ER	SO	BB	IBB	HBP	BLK	WP	HR	S	P	ERA	WHIP											
Norm Charlton, L ERA: 5.84	(8, 1)	1.0	3	0	0	0	1	0	0	0	0	0	0	0	10	15	0.00	0.000										

Seattle Mariners @ Anaheim Angels
Anaheim Stadium, Anaheim, CA
Wed May 21 1997, 10:05 PM EDT
Att: 20,295 - Unknown - 70 F

AB 45
R 18
H 21
RBI 17
BB 7
SO 4
LOB 28




Batter	1	2	3	4	5	6	7	8	9	AB	R	H	RBI	BB	SO	LOB	TOP								
Tony Phillips, S OBP: 0.448, SLG: 0.386 Orlando Palmeiro, L OBP: 0.311, SLG: 0.245	3-2 E1 S 1B SF7	1-0 E 1B	1-1 G3		0-3 K		3-1 2B 1B		1-1 1B 1B	5	1	2	0	0	1	0									
Darin Erstad, L OBP: 0.335, SLG: 0.417	0-1 S 1B	3-3 K		2-2 G5-3		1-1 P7	2-2 1B		0-0 L8	6	1	2	0	0	1	2									
Dave Hollins, S OBP: 0.391, SLG: 0.439 Jack Howell, L OBP: 0.378, SLG: 0.659	3-1 SF7 2H		1-2 G1-3	4-2 16 WP 1B BB		1-2 G3	2-3 K		0-0 F8	2	1	0	1	1	0	0									
Jim Edmonds, L OBP: 0.387, SLG: 0.562	1-3 K		4-0 S 1B BB	3-1 F7		0-0 1B	2-3 K		3-2 1B	5	2	2	0	1	2	4									
Tim Salmon, R OBP: 0.358, SLG: 0.423	3-1 16 FC6 2H 1B		2-2 16 E 1H WP 1B	4-2 16 1B 1-2 BB		2-1 16 FC6-4 2H 1B		0-1 16 G6-4-3 1B	2-2 K	5	1	4	3	1	1	2									
16 Garret Anderson, L OBP: 0.385, SLG: 0.413	1-2 FC6 1-2		2-2 E1 1-3 HR 1B	1-0 1B		0-2 FC6-4 1-2		0-0 G6-4-3		5	1	1	1	0	0	4									
Jim Leyritz, R OBP: 0.392, SLG: 0.500		1-1 HR	1-2 G5-3	0-0 F8		1-1 HR 1B		4-0 1B BB		4	2	2	1	1	0	3									
Luis Alicaia, S OBP: 0.387, SLG: 0.444		4-1 G6-4-3 BB	4-2 HR BB		0-0 P5	3-2 1H HR		1-0 FC4-6 1B		3	2	2	2	2	0	0									
Gary Disarcina, R OBP: 0.263, SLG: 0.374 Craig Grebeck, R OBP: 0.319, SLG: 0.333		1-1 G6-4-3 1-2	0-1 1H 2H HR		0-2 G6-3	1-1 L9		0-0 FC4-6		4	1	1	3	0	0	1									
Inning Stats	R: 2 E: 1 K: 1 S: 15	H: 2 LOB: 1 BB: 0 P: 26	R: 1 E: 1 K: 1 S: 10	H: 2 LOB: 1 BB: 1 P: 20	R: 5 E: 0 K: 0 S: 20	H: 2 LOB: 2 BB: 2 P: 35	R: 1 E: 0 K: 0 S: 12	H: 1 LOB: 2 BB: 2 P: 26	R: 0 E: 0 K: 0 S: 7	H: 0 LOB: 0 BB: 0 P: 7	R: 1 E: 0 K: 0 S: 11	H: 2 LOB: 1 BB: 0 P: 15	R: 2 E: 0 K: 2 S: 21	H: 4 LOB: 2 BB: 0 P: 35	R: 0 E: 0 K: 0 S: 5	H: 2 LOB: 2 BB: 1 P: 10	R: 0 E: 0 K: 1 S: 12	H: 2 LOB: 2 BB: 0 P: 18	1B: 12 2B: 2 3B: 0 HR: 3	SF: 1 SAC: 0 DP: 2 HBP: 0	WP: 2 PB: 0 SB: 3 CS: 0	PA: 50			
PITCHER	IP	WLS	BF	H	R	ER	SO	BB	IBB	HBP	BLK	WP	HR	S	P	ERA	WHIP								
Juan Guzman, R ERA: 4.82 Chris Carpenter, R ERA: 12.71	(1, 1) 3.0	(1, 1) L	19	6	8	2	2	3	0	0	0	1	2	45	81	6.00	3.000								
(4, 1) 6.0	(4, 1) 31	(4, 1) 11	(4, 1) 4	(4, 1) 4	(4, 1) 4	(4, 1) 3	(4, 1) 0	(4, 1) 0	(4, 1) 0	(4, 1) 1	(4, 1) 1	(4, 1) 68	(4, 1) 111	(4, 1) 6.00	(4, 1) 2.333										

Anaheim Angels @ Toronto Blue Jays
SkyDome, Toronto, ON
Fri May 23 1997, 7:05 PM EDT
Att: 30,209 - Dome

livebaseballscores.com

AB 43
R 12
H 17
RBI 11
BB 6
SO 6
LOB 21




Batter	1	2	3	4	5	6	7	8	9	AB	R	H	RBI	BB	SO	LOB	BOTTOM								
Otis Nixon, S OBP: 0.324, SLG: 0.275 Jacob Brumfield, R OBP: 0.265, SLG: 0.338	2-3 K		2-1 G4-3		1 SAFE 4-2 WP BB		3-2 FC6-5		2-2 P3	2	0	0	0	1	1	0									
Orlando Merced, S OBP: 0.321, SLG: 0.416 Robert Perez, R OBP: 0.229, SLG: 0.371	3-2 L7		2-0 1B 2B		2-2 P3		1-0 L4			3	1	1	0	0	0	2									
Joe Carter, R OBP: 0.313, SLG: 0.398 Juan Samuel, R OBP: 0.263, SLG: 0.250	2-1 P2		1-0 S 1B		0-0 P4			3-3 K		3	0	1	1	0	0	2									
Ed Sprague, R OBP: 0.358, SLG: 0.551 Tilson Brito, R OBP: 0.214, SLG: 0.214		4-1 1B WP SF7 BB	2-3 K		0-2 F9		1-1 G1-3			2	1	0	0	1	1	1									
Carlos Delgado, L OBP: 0.359, SLG: 0.526		0-1 F9		4-1 G6-3 BB		2-2 F8		2-1 F7		3	0	0	0	1	0	1									
Benito Santiago, R OBP: 0.247, SLG: 0.326		3-2 1B		2-2 F9		1-0 1B			3-2 L7	4	0	2	0	0	0	1									
Shawn Green, L OBP: 0.297, SLG: 0.389		1-1 SF7		0-0 G6-3		1-0 F7			0-0 G3	3	0	0	1	0	0	2									
Alex Gonzalez, R OBP: 0.297, SLG: 0.359		3-2 G5-3		4-1 WP S BB			2-1 P6		0-1 1B 1B	3	0	1	0	1	0	1									
Carlos Garcia, R OBP: 0.241, SLG: 0.278			1-1 P9		0-0 P3		1-1 FC6-5 2B		2-1 1B	4	0	2	0	0	0	1									
Inning Stats	R: 0 E: 0 K: 1 S: 8	H: 0 LOB: 0 BB: 0 P: 15	R: 1 E: 0 K: 0 S: 11	H: 1 LOB: 1 BB: 1 P: 22	R: 1 E: 0 K: 1 S: 11	H: 2 LOB: 1 BB: 0 P: 19	R: 0 E: 0 K: 0 S: 6	H: 0 LOB: 0 BB: 1 P: 12	R: 0 E: 0 K: 0 S: 8	H: 0 LOB: 2 BB: 2 P: 18	R: 0 E: 0 K: 0 S: 8	H: 1 LOB: 1 BB: 0 P: 12	R: 0 E: 0 K: 0 S: 8	H: 1 LOB: 1 BB: 0 P: 15	R: 0 E: 0 K: 1 S: 7	H: 0 LOB: 0 BB: 0 P: 13	R: 0 E: 0 K: 0 S: 12	H: 2 LOB: 2 BB: 0 P: 19	1B: 5 2B: 2 3B: 0 HR: 0	SF: 1 SAC: 0 DP: 1 HBP: 0	WP: 2 PB: 0 SB: 2 CS: 0	PA: 37			
PITCHER	IP	WLS	BF	H	R	ER	SO	BB	IBB	HBP	BLK	WP	HR	S	P	ERA	WHIP								
Dennis Springer, R ERA: 4.78	(1, 1) 9.0	(1, 1) W	(1, 1) 37	(1, 1) 7	(1, 1) 2	(1, 1) 2	(1, 1) 3	(1, 1) 4	(1, 1) 0	(1, 1) 0	(1, 1) 0	(1, 1) 2	(1, 1) 0	(1, 1) 79	(1, 1) 145	(1, 1) 2.00	(1, 1) 1.222								

Anaheim Angels @ Toronto Blue Jays
SkyDome, Toronto, ON
Fri May 23 1997, 7:05 PM EDT
Att: 30,209 - Dome

livebaseballscores.com

AB 32
R 2
H 7
RBI 2
BB 4
SO 3
LOB 15



Batter	1	2	3	4	5	6	7	8	9	AB	R	H	RBI	BB	SO	LOB	TOP			
Tony Phillips, S OBP: 0.441, SLG: 0.380 (1, 10)										5	1	1	0	0	0	4				
Darin Erstad, L OBP: 0.343, SLG: 0.449 (1, 3)										5	2	3	1	0	0	0				
Dave Hollins, S OBP: 0.386, SLG: 0.431 (1, 5)										5	0	1	0	0	1	3				
Jim Edmonds, L OBP: 0.384, SLG: 0.555 (1, 8)										4	0	1	1	0	0	3				
Tim Salmon, R OBP: 0.361, SLG: 0.418 (1, 9)										2	0	0	0	2	0	2				
16 Garret Anderson, L OBP: 0.377, SLG: 0.407 (1, 7)										3	0	0	1	0	0	2				
Chad Kreuter, S OBP: 0.339, SLG: 0.375 (1, 2)										4	0	1	0	0	2	2				
Luis Alicaia, S OBP: 0.396, SLG: 0.449 (1, 4)										3	0	2	0	0	1	0				
Gary Disarcina, R OBP: 0.262, SLG: 0.367 (1, 6)										3	0	0	0	0	0	3				
Inning Stats	R: 2 H: 3 E: 0 K: 1 S: 12	H: 3 LOB: 2 BB: 1 P: 24	R: 0 H: 0 E: 0 K: 1 S: 11	H: 0 LOB: 0 BB: 0 P: 17	R: 1 H: 1 E: 0 K: 1 S: 12	H: 1 LOB: 0 BB: 0 P: 18	R: 0 H: 1 E: 0 K: 1 S: 10	H: 1 LOB: 2 BB: 0 P: 13	R: 0 H: 1 E: 0 K: 0 S: 13	H: 1 LOB: 2 BB: 0 P: 17	R: 0 H: 1 E: 0 K: 0 S: 7	H: 1 LOB: 2 BB: 1 P: 15	R: 0 H: 1 E: 0 K: 0 S: 6	H: 1 LOB: 0 BB: 0 P: 9	R: 0 H: 0 E: 0 K: 0 S: 6	H: 0 LOB: 0 BB: 0 P: 8	1B: 7 2B: 1 3B: 0 HR: 1	SF: 1 SAC: 0 DP: 0 HBP: 2	WP: 0 PB: 0 SB: 0 CS: 1	PA: 40
PITCHER	IP	WLS	BF	H	R	ER	SO	BB	IBB	HBP	BLK	WP	HR	S	P	ERA	WHIP			
Woody Williams, R ERA: 4.13 (1, 1)	6.0	L	28	7	3	3	4	1	0	2	0	0	0	67	103	4.50	1.333			
Paul Spoljarc, L ERA: 2.37 (7, 1)	3.0		11	2	0	0	0	0	1	0	0	0	0	19	32	0.00	0.667			

Anaheim Angels @ Toronto Blue Jays
SkyDome, Toronto, ON
Sat May 24 1997, 3:33 AM EDT
Att: 28,351 - Sunny - 64 F

AB 34
R 3
H 9
RBI 3
BB 2
SO 4
LOB 19



Batter	1	2	3	4	5	6	7	8	9	AB	R	H	RBI	BB	SO	LOB	BOTTOM					
Otis Nixon, S OBP: 0.328, SLG: 0.276 (1, 8)										3	0	1	0	1	1	1						
Orlando Merced, S OBP: 0.319, SLG: 0.412 (1, 9)										4	0	1	0	0	0	2						
Joe Carter, R OBP: 0.317, SLG: 0.400 (1, 3)										4	0	2	1	0	0	1						
Ed Sprague, R OBP: 0.350, SLG: 0.538 (1, 5)										4	0	0	0	0	1	4						
Ruben Sierra, S OBP: 0.280, SLG: 0.372 (1, 7)										4	0	0	0	0	1	3						
Jacob Brumfield, R OBP: 0.264, SLG: 0.324 (1, 10)										3	0	0	0	1	1	0						
Charlie O'Brien, R OBP: 0.297, SLG: 0.387 (1, 2)										4	0	0	0	0	0	2						
Alex Gonzalez, R OBP: 0.297, SLG: 0.359 (1, 6)										3	0	1	0	0	0	0						
Carlos Garcia, R OBP: 0.243, SLG: 0.286 (1, 4)										3	1	1	0	0	0	1						
Inning Stats	R: 0 H: 1 E: 0 K: 0 S: 12	H: 1 LOB: 2 BB: 1 P: 22	R: 0 H: 0 E: 0 K: 0 S: 10	H: 0 LOB: 0 BB: 0 P: 14	R: 0 H: 0 E: 0 K: 0 S: 6	H: 0 LOB: 0 BB: 0 P: 10	R: 0 H: 1 E: 0 K: 0 S: 12	H: 1 LOB: 2 BB: 1 P: 21	R: 0 H: 2 E: 0 K: 0 S: 5	H: 2 LOB: 1 BB: 0 P: 10	R: 0 H: 0 E: 0 K: 0 S: 5	H: 0 LOB: 0 BB: 0 P: 11	R: 0 H: 0 E: 0 K: 0 S: 9	H: 0 LOB: 0 BB: 0 P: 13	R: 1 H: 2 E: 1 K: 2 S: 14	H: 2 LOB: 1 BB: 0 P: 17	R: 0 H: 0 E: 0 K: 2 S: 11	H: 0 LOB: 0 BB: 0 P: 15	1B: 5 2B: 2 3B: 0 HR: 0	SF: 0 SAC: 0 DP: 1 HBP: 0	WP: 1 PB: 0 SB: 1 CS: 0	PA: 34
PITCHER	IP	WLS	BF	H	R	ER	SO	BB	IBB	HBP	BLK	WP	HR	S	P	ERA	WHIP					
Allen Watson, L ERA: 6.13 (1, 1)	7.0	W	26	4	0	0	0	2	0	0	0	0	0	59	101	0.00	0.857					
Mike James, R ERA: 2.53 (8, 1)	1.0		5	2	1	1	2	0	0	0	0	0	0	14	17	9.00	2.000					
Troy Percival, R ERA: 9.0 (9, 1)	1.0	S	3	0	0	0	2	0	0	0	0	0	0	11	15	0.00	0.000					

Anaheim Angels @ Toronto Blue Jays
SkyDome, Toronto, ON
Sat May 24 1997, 3:33 AM EDT
Att: 28,351 - Sunny - 64 F

AB 32
R 1
H 6
RBI 1
BB 2
SO 4
LOB 14



Batter	1	2	3	4	5	6	7	8	9	10	11	AB	R	H	RBI	BB	SO	LOB	TOP							
Tony Phillips, S OBP: 0.443, SLG: 0.373 (1.5)	L4	G6-3			FC4-6 BB		BB		BB		K	3	0	0	0	3	1	1								
Darin Erstad, L OBP: 0.339, SLG: 0.438 (1.3)	1B BB		G4-3		FC4-6		K		G4-3			4	0	0	0	1	1	5								
Jim Edmonds, L OBP: 0.382, SLG: 0.562 (1.8)	G4-6-3 1B		G3			FC6 2B		K		G6-3 SH3		5	0	3	0	0	1	0								
Jim LeVritz, R OBP: 0.382, SLG: 0.485 (1.2)	G4-6-3 1-2		G6-3			K		G4-3		SH3		4	0	0	0	0	1	3								
Tim Salmon, R OBP: 0.357, SLG: 0.408 (1.9)		FC3-6 BB		P3		FC6		L7		G6-3		4	0	0	0	1	0	2								
16 Garret Anderson, L OBP: 0.378, SLG: 0.403 (1.7)		FC3-6 WP BB 3B		G4-3		G6-3				WP BB BLK 1B		4	2	1	0	1	0	2								
Eddie Murray, S OBP: 0.276, SLG: 0.295 (1.10)		WP BB 3B		K				P4		K		4	1	0	0	1	2	3								
Luis Alicaia, S OBP: 0.402, SLG: 0.461 (1.4)								K		BLK WP BB		3	0	1	2	2	1	0								
Gary Disarcina, R OBP: 0.263, SLG: 0.366 (1.6)												3	0	1	0	0	0	2								
Jack Howell, L OBP: 0.370, SLG: 0.643 (9. PH)												1	0	0	0	0	1	2								
Craig Grebeck, R OBP: 0.313, SLG: 0.325 (9.6)												1	0	0	0	0	0	0								
Inning Stats	R: 0 E: 0 K: 0 S: 8	H: 1 LOB: 1 BB: 1 P: 17	R: 2 E: 0 K: 0 S: 8	H: 1 LOB: 1 BB: 2 P: 24	R: 0 E: 0 K: 0 S: 7	H: 0 LOB: 0 BB: 0 P: 11	R: 0 E: 0 K: 1 S: 8	H: 0 LOB: 0 BB: 0 P: 12	R: 0 E: 0 K: 0 S: 6	H: 0 LOB: 1 BB: 2 P: 18	R: 0 E: 0 K: 1 S: 12	H: 1 LOB: 1 BB: 0 P: 19	R: 0 E: 0 K: 2 S: 14	H: 1 LOB: 2 BB: 1 P: 21	R: 0 E: 0 K: 1 S: 7	H: 0 LOB: 0 BB: 0 P: 10	R: 1 E: 0 K: 2 S: 14	H: 1 LOB: 2 BB: 2 P: 26	R: 0 E: 0 K: 0 S: 9	H: 1 LOB: 2 BB: 1 P: 15	R: 0 E: 0 K: 1 S: 7	H: 0 LOB: 0 BB: 0 P: 8	1B: 4 2B: 1 3B: 1 HR: 0	SF: 0 SAC: 1 DP: 1 HBP: 0	WP: 2 PB: 0 SB: 0 CS: 1	PA: 46
PITCHER	IP ERA WLS BF H R ER SO BB IBB HBP BLK WP HR S P ERA WHIP	Pat Hentgen, R ERA: 2.49 (1.1)	Dan Plesac, L ERA: 5.84 (8.1)	Tim Crabtree, R ERA: 4.0 (8.1)	Mike Timlin, R ERA: 2.49 (9.1)	PITCHER											IP ERA WLS BF H R ER SO BB IBB HBP BLK WP HR S P ERA WHIP									

Anaheim Angels @ Toronto Blue Jays
SkyDome, Toronto, ON
Sun May 25 1997, 3:33 AM EDT
Att: 28,180 - Dome

AB 36
R 3
H 6
RBI 2
BB 9
SO 8
LOB 20



Batter	1	2	3	4	5	6	7	8	9	10	11	AB	R	H	RBI	BB	SO	LOB	BOTTOM					
Otis Nixon, S OBP: 0.330, SLG: 0.275 (1.8)	K		K	G6-4-3			FC6-4 BB			CS 1B		4	0	1	0	1	2	2						
Orlando Merced, S OBP: 0.316, SLG: 0.402 (1.9)	F8		G4-3		G4-3		FC6-4			F9-3 BB		4	0	0	0	1	0	2						
Joe Carter, R OBP: 0.314, SLG: 0.400 (1.10)	5-3				G6-3		F7			F9-3		5	0	1	0	0	0	3						
Ed Sprague, R OBP: 0.346, SLG: 0.539 (1.5)		F8		L7								5	0	1	0	0	2	1						
Juan Samuel, R OBP: 0.253, SLG: 0.250 (11. PR)											BB 3B	0	1	0	0	0	0	0						
Carlos Delgado, L OBP: 0.368, SLG: 0.547 (1.3)												3	2	1	1	2	0	0						
Ruben Sierra, S OBP: 0.285, SLG: 0.371 (1.7)		HR			1B BB							3	1	1	0	2	0	0						
Benito Santiago, R OBP: 0.285, SLG: 0.323 (1.2)		1B BB			1B 1B							3	1	1	0	2	0	0						
Benito Santiago, R OBP: 0.285, SLG: 0.323 (1.2)		L7			1B 1B							4	0	1	2	1	0	1						
Alex Gonzalez, R OBP: 0.302, SLG: 0.362 (1.6)					B2							4	0	2	0	0	0	2						
Carlos Garcia, R OBP: 0.244, SLG: 0.287 (1.4)												3	0	1	1	0	0	2						
Inning Stats	R: 0 E: 0 K: 1 S: 5	H: 0 LOB: 0 BB: 0 P: 9	R: 1 E: 0 K: 0 S: 9	H: 2 LOB: 2 BB: 1 P: 17	R: 0 E: 0 K: 1 S: 7	H: 1 LOB: 1 BB: 0 P: 15	R: 2 E: 0 K: 0 S: 15	H: 3 LOB: 1 BB: 1 P: 26	R: 0 E: 0 K: 1 S: 8	H: 0 LOB: 0 BB: 0 P: 16	R: 0 E: 0 K: 0 S: 10	H: 1 LOB: 2 BB: 1 P: 10	R: 0 E: 0 K: 1 S: 6	H: 0 LOB: 0 BB: 0 P: 13	R: 0 E: 0 K: 0 S: 5	H: 0 LOB: 0 BB: 0 P: 9	R: 0 E: 0 K: 0 S: 7	H: 1 LOB: 0 BB: 1 P: 12	R: 1 E: 0 K: 0 S: 6	H: 1 LOB: 3 BB: 3 P: 18	1B: 6 2B: 2 3B: 1 HR: 1	SF: 0 SAC: 1 DP: 2 HBP: 0	WP: 0 PB: 0 SB: 0 CS: 1	PA: 43
PITCHER	IP ERA WLS BF H R ER SO BB IBB HBP BLK WP HR S P ERA WHIP	Jason Dickson, R ERA: 3.77 (1.1)	Mike Holtz, L ERA: 1.26 (7.1)	Pep Harris, R ERA: 3.94 (7.1)	Rich DeLucia, R ERA: 3.79 (10.1)	PITCHER											IP ERA WLS BF H R ER SO BB IBB HBP BLK WP HR S P ERA WHIP							

Anaheim Angels @ Toronto Blue Jays
SkyDome, Toronto, ON
Sun May 25 1997, 3:33 AM EDT
Att: 28,180 - Dome

AB 35
R 4
H 9
RBI 4
BB 7
SO 4
LOB 13



Batter	1	2	3	4	5	6	7	8	9	AB	R	H	RBI	BB	SO	LOB	TOP			
Tony Phillips, S OBP: 0.434, SLG: 0.363 (1, 10)	G3		F9		K			K		4	0	0	0	0	2	3	Anaheim Angels @ Detroit Tigers Tiger Stadium, Detroit, MI Mon May 26 1997, 3:33 AM EDT Att. 12,562 - Sunny - 54 F			
Darin Erstad, L OBP: 0.337, SLG: 0.429 (1, 3)	BB			F9		G6-3		G4-3		3	0	0	0	1	0	1				
Dave Hollins, S OBP: 0.378, SLG: 0.421 (1, 5)	L4			F9		P1			F7	4	0	0	0	0	0	1				
Jim Edmonds, L OBP: 0.386, SLG: 0.555 (1, 8)	G3-1				1B			G4-3		4	0	1	0	0	0	1				
Tim Salmon, R OBP: 0.350, SLG: 0.399 (1, 9)		G5-3		L7				G5-3		4	0	0	0	0	1	1				
16 Garret Anderson, L OBP: 0.372, SLG: 0.397 (1, 7)		P6			G4-3			L8		3	0	0	0	0	0	0				
Chad Kreuter, S OBP: 0.339, SLG: 0.373 (1, 2)		G4-3			1B			G4-3		3	0	1	0	0	0	0				
Luis Alicea, S OBP: 0.407, SLG: 0.462 (1, 4)			G6-4-3		P4			S	BB	2	0	1	0	1	0	1				
Gary Disarcina, R OBP: 0.265, SLG: 0.366 (1, 6)			G6-4-3					K		3	0	1	0	0	1	2				
Inning Stats	R: 0 E: 0 K: 0 S: 7	H: 0 LOB: 1 BB: 1 P: 15	R: 0 E: 0 K: 0 S: 7	H: 0 LOB: 0 BB: 0 P: 10	R: 0 E: 0 K: 0 S: 7	H: 1 LOB: 0 BB: 0 P: 10	R: 0 E: 0 K: 0 S: 9	H: 1 LOB: 1 BB: 0 P: 16	R: 0 E: 0 K: 1 S: 10	H: 2 LOB: 2 BB: 0 P: 18	R: 0 E: 0 K: 0 S: 6	H: 0 LOB: 0 BB: 0 P: 11	R: 0 E: 0 K: 2 S: 8	H: 0 LOB: 1 BB: 1 P: 19	R: 0 E: 0 K: 1 S: 6	H: 0 LOB: 0 BB: 0 P: 7	1B: 4 2B: 0 3B: 0 HR: 0	SF: 0 SAC: 0 DP: 1 HBP: 0	WP: 0 PB: 0 SB: 1 CS: 0	PA: 32
PITCHER Omar Olivares, R ERA: 3.05 (1, 1)	IP: 9.0 WLS: W BF: 32 H: 4 R: 0 ER: 0 SO: 4 BB: 2 IBB: 0 HBP: 0 BLK: 0 WP: 0 HR: 0 S: 72 P: 125 ERA: 0.00 WHIP: 0.667																			

Batter	1	2	3	4	5	6	7	8	9	AB	R	H	RBI	BB	SO	LOB	BOTTOM			
Brian Hunter, R OBP: 0.318, SLG: 0.328 (1, 8)	G5-3			1B		1B		1B		3	3	2	0	1	0	0	Anaheim Angels @ Detroit Tigers Tiger Stadium, Detroit, MI Mon May 26 1997, 3:33 AM EDT Att. 12,562 - Sunny - 54 F			
Jody Read, R OBP: 0.379, SLG: 0.255 (1, 4)	L7			BB		3B		1B		3	1	2	1	1	0	0				
Travis Fryman, R OBP: 0.355, SLG: 0.445 (1, 5)	K			1B		1B		BB		3	1	1	3	0	1	1				
Tony Clark, S OBP: 0.390, SLG: 0.633 (1, 3)		G5-3		K		1B		WP		3	0	1	0	1	1	1				
Melvin Nieves, S OBP: 0.375, SLG: 0.496 (1, 9)		K		K		K		BB		3	0	0	0	1	3	2				
Damion Easley, R OBP: 0.353, SLG: 0.401 (1, 10)		K						BB		4	0	0	0	0	1	2				
Bobby Higginson, L OBP: 0.354, SLG: 0.441 (1, 7)			G4-3		WP			G1-3		3	0	0	0	1	0	1				
Brian Johnson, R OBP: 0.213, SLG: 0.261 (1, 2)			G3-1		G5-3					3	0	0	0	0	0	1				
Deivi Cruz, R OBP: 0.228, SLG: 0.299 (1, 6)			G1-3		F9			1B		3	1	1	0	0	0	1				
Inning Stats	R: 0 E: 0 K: 1 S: 9	H: 0 LOB: 0 BB: 0 P: 14	R: 0 E: 0 K: 2 S: 8	H: 0 LOB: 0 BB: 0 P: 12	R: 0 E: 0 K: 0 S: 6	H: 0 LOB: 0 BB: 0 P: 12	R: 1 E: 0 K: 2 S: 14	H: 1 LOB: 1 BB: 1 P: 23	R: 0 E: 0 K: 0 S: 10	H: 0 LOB: 1 BB: 1 P: 18	R: 1 E: 0 K: 1 S: 12	H: 3 LOB: 1 BB: 0 P: 23	R: 0 E: 0 K: 0 S: 4	H: 0 LOB: 0 BB: 0 P: 8	R: 4 E: 0 K: 0 S: 15	H: 3 LOB: 1 BB: 3 P: 35	1B: 6 2B: 0 3B: 1 HR: 0	SF: 1 SAC: 0 DP: 1 HBP: 0	WP: 2 PB: 0 SB: 0 CS: 1	PA: 34
PITCHER Chuck Finley, L ERA: 4.91 (1, 1)	IP: 7.0 WLS: L BF: 28 H: 6 R: 4 ER: 4 SO: 6 BB: 2 IBB: 0 HBP: 0 BLK: 0 WP: 1 HR: 0 S: 66 P: 116 ERA: 5.14 WHIP: 1.143																			
Mike James, R ERA: 3.38 (8, 1)	IP: 0.0 WLS: 0 BF: 4 H: 1 R: 1 ER: 1 SO: 0 BB: 3 IBB: 0 HBP: 0 BLK: 0 WP: 0 HR: 0 S: 7 P: 20 ERA: - WHIP: -																			
Shigetoshi Hasegawa, R ERA: 6.54 (8, 1)	IP: 1.0 WLS: 0 BF: 2 H: 0 R: 1 ER: 1 SO: 0 BB: 0 IBB: 0 HBP: 0 BLK: 0 WP: 0 HR: 0 S: 5 P: 9 ERA: 9.00 WHIP: 0.000																			

AB	30
R	0
H	4
RBI	0
BB	2
SO	4
LOB	10



AB	28
R	6
H	7
RBI	4
BB	5
SO	6
LOB	9



Batter	1	2	3	4	5	6	7	8	9	AB	R	H	RBI	BB	SO	LOB	TOP								
Tony Phillips, S OBP: 0.426, SLG: 0.354 (1, 7)	G6-3		G1-6-3			F7		FC4-6		4	0	0	0	0	0	2	Anaheim Angels @ Detroit Tigers Tiger Stadium, Detroit, MI Tue May 27 1997, 7:05 PM EDT Att. 8,042 - Unknown - 65 F								
Luis Alcega, S OBP: 0.404, SLG: 0.452 (1, 4)	G5-3			F7		BB	BB	F7		3	0	0	0	1	0										
Dave Hollins, S OBP: 0.385, SLG: 0.425 (1, 5)				G6-3					HR	3	1	2	0	1	0										
Jim Leyritz, R OBP: 0.378, SLG: 0.500 (1, 3)	K			F8			K		HR	4	1	1	2	0	2										
Tim Salmon, R OBP: 0.348, SLG: 0.392 (1, 9)		K			F8			K		3	0	0	0	1	2										
Jim Edmonds, L OBP: 0.379, SLG: 0.543 (1, 8)		K			F9		F8	P6		4	0	0	0	0	1										
Eddie Murray, S OBP: 0.275, SLG: 0.288 (1, 10)		G6-3			G5-3		K			3	0	0	0	1	1										
Chad Kreuter, S OBP: 0.333, SLG: 0.364 (1, 2)			K			L4		K		4	0	1	0	0	2										
Craig Grebeck, R OBP: 0.333, SLG: 0.333 (1, 6)						G4-3				2	0	1	0	1	0										
Jack Howell, L OBP: 0.370, SLG: 0.643 (9, PH)										0	0	0	0	0	0										
Gary Disarcina, R OBP: 0.263, SLG: 0.364 (9, PH)										1	0	0	0	0	0										
Inning Stats	R: 0 E: 0 K: 1 S: 8	H: 0 LOB: 1 BB: 1 P: 16	R: 0 E: 0 K: 2 S: 8	H: 0 LOB: 0 BB: 0 P: 12	R: 0 E: 0 K: 1 S: 10	H: 1 LOB: 0 BB: 0 P: 12	R: 0 E: 0 K: 0 S: 5	H: 0 LOB: 0 BB: 0 P: 9	R: 0 E: 0 K: 0 S: 6	H: 0 LOB: 0 BB: 0 P: 7	R: 0 E: 0 K: 0 S: 11	H: 0 LOB: 0 BB: 0 P: 16	R: 0 E: 0 K: 2 S: 13	H: 1 LOB: 3 BB: 2 P: 24	R: 0 E: 0 K: 1 S: 9	H: 0 LOB: 1 BB: 1 P: 19	R: 2 E: 0 K: 1 S: 11	H: 3 LOB: 2 BB: 1 P: 19	1B: 4 2B: 0 3B: 0 HR: 1	SF: 0 SAC: 0 DP: 1 HBP: 0	WP: 1 PB: 0 SB: 0 CS: 0	PA: 36			
PITCHER	IP	WLS	BF	H	R	ER	SO	BB	IBB	HBP	BLK	WP	HR	S	P	ERA	WHIP								
Justin Thompson, L ERA: 3.16 (1, 1)	7.0	W	25	2	0	0	6	3	0	0	0	0	0	61	96	0.00	0.714								
Todd Jones, R ERA: 3.99 (8, 1)	1.0		4	0	0	0	1	1	0	0	0	1	0	9	19	0.00	1.000								
Doug Brocail, R ERA: 7.09 (9, 1)	0.2	S	6	3	2	2	1	1	0	0	0	0	1	9	16	27.00	6.000								
Mike Myers, L ERA: 4.5 (9, 1)	0.1	S	1	0	0	0	0	0	0	0	0	0	0	2	3	0.00	0.000								

Batter	1	2	3	4	5	6	7	8	9	AB	R	H	RBI	BB	SO	LOB	BOTTOM								
Brian Hunter, R OBP: 0.317, SLG: 0.337 (1, 8)	P3		K			FC6-4				4	1	1	0	0	1	Anaheim Angels @ Detroit Tigers Tiger Stadium, Detroit, MI Tue May 27 1997, 7:05 PM EDT Att. 8,042 - Unknown - 65 F									
Damion Easley, R OBP: 0.381, SLG: 0.419 (1, 4)	WP	BLK	G3		FC6-4		SF9			3	1	2	1	0	0										
Travis Fryman, R OBP: 0.358, SLG: 0.459 (1, 5)	BB			HR	FC6-4	G3	F9			3	1	1	1	1	0										
Tony Clark, S OBP: 0.388, SLG: 0.623 (1, 3)	K		K		G3					3	0	0	0	1	2										
Phil Nevin, R OBP: 0.381, SLG: 0.412 (1, 10)				G6-3	K		SF9			2	1	1	1	1	1										
Melvin Nieves, S OBP: 0.376, SLG: 0.500 (1, 9)	K			G6-3	G1-4-3	FC6-4	K			3	2	1	0	1	2										
Bobby Higginson, L OBP: 0.352, SLG: 0.437 (1, 7)		K		G6-3		FC6-4		F7		4	0	1	1	0	1										
Raul Casanova, S OBP: 0.322, SLG: 0.296 (1, 2)					G1-4-3	FC6-4				0	0	0	0	1	0										
Brian Johnson, R OBP: 0.205, SLG: 0.253 (3, 2)						FC6-4		K		3	0	0	1	0	1										
Deivi Cruz, R OBP: 0.221, SLG: 0.292 (1, 6)		L9-3		G6-3		SF7		P6		3	0	0	1	0	0										
Inning Stats	R: 0 E: 0 K: 2 S: 18	H: 0 LOB: 3 BB: 2 P: 31	R: 0 E: 0 K: 1 S: 10	H: 0 LOB: 0 BB: 1 P: 19	R: 1 E: 0 K: 2 S: 9	H: 1 LOB: 0 BB: 0 P: 12	R: 2 E: 0 K: 0 S: 9	H: 2 LOB: 0 BB: 0 P: 15	R: 1 E: 0 K: 1 S: 12	H: 2 LOB: 1 BB: 0 P: 19	R: 1 E: 0 K: 0 S: 8	H: 1 LOB: 1 BB: 1 P: 17	R: 1 E: 0 K: 1 S: 11	H: 1 LOB: 1 BB: 1 P: 23	R: 0 E: 0 K: 1 S: 8	H: 0 LOB: 0 BB: 0 P: 12	1B: 3 2B: 2 3B: 2 HR: 1	SF: 2 SAC: 0 DP: 1 HBP: 1	WP: 1 PB: 0 SB: 0 CS: 0	PA: 36					
PITCHER	IP	WLS	BF	H	R	ER	SO	BB	IBB	HBP	BLK	WP	HR	S	P	ERA	WHIP								
Matt Perisho, L ERA: 9.0 (1, 1)	5.0	L	25	6	5	5	6	4	0	1	1	1	60	102	9.00	2.000									
Shigetoshi Hasegawa, R ERA: 5.49 (6, 1)	2.0		8	1	1	1	1	0	1	0	0	0	0	17	34	4.50	0.500								
Rich DeLucia, R ERA: 3.6 (8, 1)	1.0		3	0	0	0	1	0	0	0	0	0	0	8	12	0.00	0.000								

AB	31
R	2
H	5
RBI	2
BB	5
SO	8
LOB	14



Batter	1	2	3	4	5	6	7	8	9	AB	R	H	RBI	BB	SO	LOB	TOP								
Tony Phillips, S OBP: 0.432, SLG: 0.365	1-0 P5	1-1 G3			2-2 2B		0-3 K		4-0 G4-3 1B 1-2 BB	4	1	1	0	1	1	1	Anaheim Angels @ Oakland Athletics Oakland-Alameda County Coliseum, Oakland, CA Thu May 29 1997, 3:33 AM PDT Att: 10,335 - Cloudy - 76 F								
Darin Erstad, L OBP: 0.349, SLG: 0.462	3-2 G6-3		2-2 16 2B		1-2 CS		2-2 G4-3		1-0 G4-3	5	1	3	1	0	0	0									
Dave Hollins, S OBP: 0.386, SLG: 0.440	2-3 K		2-3 K		3-2 1B 16 1B 2-3 HBP		1-1 F8		0-0 G4-3	4	1	0	0	0	2	3									
Jim Edmonds, L OBP: 0.376, SLG: 0.536		2-2 16 G3-1 1B	1-2 F9		1-0 CS 16 1B				0-0 G3	5	1	2	0	0	1	2									
16 Garret Anderson, L OBP: 0.370, SLG: 0.404	0-1 G3-1		0-0 2B		0-0 1B				1-0 F8	4	0	2	2	0	0	1									
Jack Howell, L OBP: 0.360, SLG: 0.600	3-2 P4		1-0 F9		3-2 P5				4-2 E BB	3	0	0	0	1	0	4									
Chad Kreuter, S OBP: 0.328, SLG: 0.356	1-1 2B 1B			1-1 G1-3	2-2 CS	2-1 G5-3		1-1 E5	1-2 FC5-4	4	1	1	1	0	0	1									
Luis Alicea, S OBP: 0.404, SLG: 0.458	2-1 1B			1-1 P4		2-2 G3-1		1-1 FC5-4		2	1	1	0	0	0	0									
Craig Grebeck, R OBP: 0.321, SLG: 0.318	1-3 1B 2B							1-2 1B		2	0	0	0	0	0	2									
Gary Disarcina, R OBP: 0.278, SLG: 0.376	0-0 1B			2-0 L4		1-1 P3		0-1 1B BB G4-3 1B		4	1	2	2	0	0	0									
Inning Stats	R: 0 E: 0 K: 1 S: 7	H: 0 LOB: 0 BB: 0 P: 13	R: 3 E: 0 K: 0 S: 16	H: 4 LOB: 1 BB: 0 P: 25	R: 1 E: 0 K: 1 S: 11	H: 2 LOB: 1 BB: 0 P: 17	R: 0 E: 0 K: 0 S: 5	H: 0 LOB: 0 BB: 0 P: 9	R: 2 E: 0 K: 0 S: 15	H: 4 LOB: 1 BB: 0 P: 27	R: 0 E: 0 K: 0 S: 7	H: 0 LOB: 0 BB: 0 P: 12	R: 0 E: 0 K: 1 S: 9	H: 0 LOB: 0 BB: 0 P: 12	R: 0 E: 1 K: 0 S: 9	H: 0 LOB: 2 BB: 1 P: 16	R: 1 E: 0 K: 1 S: 7	H: 2 LOB: 1 BB: 1 P: 13	1B: 7 2B: 5 3B: 0 HR: 0	SF: 0 SAC: 0 DP: 1 HBP: 1	WP: 0 PB: 0 SB: 0 CS: 2	PA: 41			
PITCHER	IP	WLS	BF	H	R	ER	SO	BB	IBB	HBP	BLK	WP	HR	S	P	ERA	WHIP								
Don Wengert, R ERA: 4.81	(1, 1)	4.1	L	21	8	6	6	2	0	0	1	0	0	47	78	12.46	1.846								
Buddy Groom, L ERA: 4.86	(5, 1)	3.1		13	2	0	0	1	1	0	0	0	0	30	50	0.00	0.900								
Carlos Reyes, R ERA: 1.42	(8, 1)	1.1		6	2	1	1	1	1	0	0	0	0	9	16	6.75	2.250								

Batter	1	2	3	4	5	6	7	8	9	AB	R	H	RBI	BB	SO	LOB	BOTTOM								
Damon Mashore, R OBP: 0.368, SLG: 0.342	3-1 G6-3		2-2 F9		4-0 BB		2-1 P3		3 0 0 0 1 0 1	3	0	0	0	1	0	1	Anaheim Angels @ Oakland Athletics Oakland-Alameda County Coliseum, Oakland, CA Thu May 29 1997, 3:33 AM PDT Att: 10,335 - Cloudy - 76 F								
Pat Lannon, R OBP: 0.435, SLG: 0.474	2-1 F9		2-2 CS		0-3 K		0-0 G3-1		4 0 1 0 0 1 1	4	0	1	0	0	1	1									
Jose Canseco, R OBP: 0.319, SLG: 0.433	3-2 P4		0-1 1B		0-3 K		3-3 K		4 0 1 0 0 2 1	4	0	1	0	0	2	1									
Mark McGwire, R OBP: 0.404, SLG: 0.674		2-2 P6	0-1 F7		1-1 F9		2-1 F8		4 0 0 0 0 0 1	4	0	0	0	0	0	1									
Geronimo Berroa, R OBP: 0.386, SLG: 0.519		2-2 HR		4-2 BB	1-1 F7		2-2 G1-6-3 1B		3 1 2 1 1 0 0	3	1	2	1	1	0	0									
George Williams, S OBP: 0.420, SLG: 0.325	1-0 P3		1-1 K		1-0 F7		1-1 F8		4 0 0 0 0 1 2	4	0	0	0	0	1	2									
Scott Spiezio, S OBP: 0.329, SLG: 0.446	3-2 1B 1B		0-1 P6		4-2 FC5-4 BB		3-1 G1-6-3		3 0 1 0 1 0 2	3	0	1	0	1	0	2									
Scott Brosius, R OBP: 0.236, SLG: 0.229	1-0 1B		2-2 F8		1-1 F8				3 0 1 0 0 0 2	3	0	1	0	0	0	2									
Rafael Bourquigal, R OBP: 0.322, SLG: 0.291	0-1 F7				0-1 P6		2-1 FC5-4		3 0 0 0 0 0 3	3	0	0	0	0	0	3									
Inning Stats	R: 0 E: 0 K: 0 S: 7	H: 0 LOB: 0 BB: 0 P: 15	R: 1 E: 0 K: 0 S: 15	H: 3 LOB: 2 BB: 0 P: 24	R: 0 E: 0 K: 1 S: 11	H: 2 LOB: 1 BB: 0 P: 15	R: 0 E: 0 K: 1 S: 11	H: 0 LOB: 1 BB: 1 P: 20	R: 0 E: 0 K: 2 S: 8	H: 0 LOB: 1 BB: 1 P: 12	R: 0 E: 0 K: 0 S: 5	H: 0 LOB: 0 BB: 0 P: 8	R: 0 E: 0 K: 0 S: 8	H: 0 LOB: 1 BB: 1 P: 17	R: 0 E: 0 K: 1 S: 7	H: 0 LOB: 0 BB: 0 P: 12		R: 0 E: 0 K: 0 S: 7	H: 1 LOB: 0 BB: 0 P: 13	1B: 5 2B: 0 3B: 0 HR: 1	SF: 0 SAC: 0 DP: 1 HBP: 0	WP: 0 PB: 0 SB: 0 CS: 1	PA: 34		
PITCHER	IP	WLS	BF	H	R	ER	SO	BB	IBB	HBP	BLK	WP	HR	S	P	ERA	WHIP								
Allen Watson, L ERA: 5.58	(1, 1)	7.0	W	28	5	1	1	3	3	0	0	0	0	65	111	1.29	1.143								
Rich DeLucia, R ERA: 3.27	(8, 1)	2.0		6	1	0	0	1	0	0	0	0	0	14	25	0.00	0.500								

AB 37
R 7
H 12
RBI 6
BB 2
SO 4
LOB 14



AB 31
R 1
H 6
RBI 1
BB 3
SO 4
LOB 13



Batter	1	2	3	4	5	6	7	8	9	AB	R	H	RBI	BB	SO	LOB	TOP
Chuck Knoblauch, R OBP: 0.416, SLG: 0.380	G4-3		G6-3				G4-3		FC6-4	5	1	1	1	0	0	2	
Matt Lawton, L OBP: 0.379, SLG: 0.436	P2		G3							4	0	2	2	0	0	0	
Paul Molitor, R OBP: 0.369, SLG: 0.381	BB 1B		G4-3							3	1	1	0	1	0	1	
Greg Myers, L OBP: 0.344, SLG: 0.413	1B BB				K		K		G1-3	3	0	0	0	1	2	2	
Marty Cordova, R OBP: 0.383, SLG: 0.595	1B				K		L6		G1-3	4	0	1	1	0	1	0	
Ron Coomer, R OBP: 0.321, SLG: 0.443	K				K		P6		L7	4	0	0	0	0	2	2	
Scott Stahoviak, L OBP: 0.306, SLG: 0.452							F8			3	0	0	0	1	1	0	
Darrin Jackson, R OBP: 0.244, SLG: 0.476							P2			4	1	1	0	0	1	1	
Pat Meares, R OBP: 0.333, SLG: 0.471	P6						BLK 1B		G3-1	4	1	1	0	0	1	2	
Inning Stats	R: 1 H: 2 E: 0 K: 1 S: 16	WLS: 2 BF: 30 LOB: 2 BB: 1 P: 26	H: 0 R: 4 ER: 3 SO: 7 BB: 0 IBB: 0 HBP: 0 BLK: 1 WP: 0 HR: 0 S: 10	H: 0 R: 0 ER: 0 SO: 7 BB: 0 IBB: 0 HBP: 0 BLK: 1 WP: 0 HR: 0 S: 10	H: 0 R: 0 ER: 0 SO: 7 BB: 0 IBB: 0 HBP: 0 BLK: 1 WP: 0 HR: 0 S: 10	H: 3 R: 0 ER: 0 SO: 7 BB: 0 IBB: 0 HBP: 0 BLK: 1 WP: 0 HR: 0 S: 12	H: 0 R: 0 ER: 0 SO: 7 BB: 0 IBB: 0 HBP: 0 BLK: 1 WP: 0 HR: 0 S: 5	H: 1 R: 1 ER: 1 SO: 19 BB: 0 IBB: 0 HBP: 0 BLK: 0 WP: 0 HR: 0 S: 14	H: 0 R: 0 ER: 0 SO: 19 BB: 0 IBB: 0 HBP: 0 BLK: 0 WP: 0 HR: 0 S: 6	H: 1 R: 1 ER: 1 SO: 19 BB: 0 IBB: 0 HBP: 0 BLK: 0 WP: 0 HR: 0 S: 10	H: 1 R: 1 ER: 1 SO: 19 BB: 0 IBB: 0 HBP: 0 BLK: 0 WP: 0 HR: 0 S: 10	H: 0 R: 0 ER: 0 SO: 19 BB: 0 IBB: 0 HBP: 0 BLK: 0 WP: 0 HR: 0 S: 10	H: 1 R: 1 ER: 1 SO: 19 BB: 0 IBB: 0 HBP: 0 BLK: 0 WP: 0 HR: 0 S: 10	1B: 6 2B: 1 3B: 0 HR: 0	SF: 0 SAC: 0 DP: 0 HBP: 0	WP: 0 PA: 37 PB: 0 SB: 0 CS: 1	
PITCHER	IP	WLS	BF	H	R	ER	SO	BB	IBB	HBP	BLK	WP	HR	S	P	ERA	WHIP
Jason Dickson, R ERA: 3.78	7.0	L	30	6	4	3	7	3	0	0	1	0	0	73	118	3.86	1.286
Pep Harris, R ERA: 3.66	2.0		7	1	0	0	1	0	0	0	0	0	0	16	27	0.00	0.500

Minnesota Twins @ Anaheim Angels
Anaheim Stadium, Anaheim, CA
 Fri May 30 1997, 10:05 PM EDT
 Att: 28,922 - Unknown - 78 F

AB	34
R	4
H	7
RBI	4
BB	3
SO	8
LOB	10



Batter	1	2	3	4	5	6	7	8	9	AB	R	H	RBI	BB	SO	LOB	BOTTOM
Tony Phillips, S OBP: 0.427, SLG: 0.360	G4-3	CS	G6-4-3 1B		K		L7		P6	5	0	1	0	0	1	1	
Darin Erstad, L OBP: 0.358, SLG: 0.480	1B		K		G4-3 2B					4	0	3	1	0	1	1	
Dave Hollins, S OBP: 0.379, SLG: 0.430	F8		G6-4-3 1-2		G4-3		P4			4	0	0	0	0	0	4	
Jim Leyritz, R OBP: 0.376, SLG: 0.486	1B				G3-1		G6-3			4	1	2	0	0	0	2	
Tim Salmon, R OBP: 0.347, SLG: 0.386	K				16 1B		G5-3		F9	4	0	1	0	0	1	2	
16 Garret Anderson, L OBP: 0.368, SLG: 0.401			G3		FC1-6 1B		F8		G6-3	4	0	1	1	0	0	0	
Eddie Murray, S OBP: 0.282, SLG: 0.326			HR		FC1-6 G1-6-3 1-2				F8	4	1	2	1	0	0	2	
Orlando Palmeiro, L OBP: 0.313, SLG: 0.236			G6-3		G1-6-3					2	0	0	0	1	0	2	
Jim Edmonds, L OBP: 0.374, SLG: 0.533					1-2				L7	1	0	0	0	0	0	0	
Gary Disarcina, R OBP: 0.283, SLG: 0.384					2B				L4	4	1	2	0	0	1	2	
Inning Stats	R: 0 H: 2 E: 0 K: 1 S: 12	WLS: 2 BF: 31 LOB: 0 BB: 0 P: 17	H: 0 R: 3 ER: 3 SO: 4 BB: 0 IBB: 0 HBP: 0 BLK: 0 WP: 0 HR: 0 S: 7	H: 1 R: 0 ER: 0 SO: 4 BB: 0 IBB: 0 HBP: 0 BLK: 0 WP: 0 HR: 0 S: 6	H: 3 R: 1 ER: 0 SO: 9 BB: 0 IBB: 0 HBP: 0 BLK: 0 WP: 0 HR: 0 S: 8	H: 2 R: 0 ER: 0 SO: 22 BB: 0 IBB: 0 HBP: 0 BLK: 0 WP: 0 HR: 0 S: 16	H: 1 R: 0 ER: 0 SO: 16 BB: 1 IBB: 0 HBP: 0 BLK: 0 WP: 0 HR: 0 S: 10	H: 1 R: 0 ER: 0 SO: 17 BB: 0 IBB: 0 HBP: 0 BLK: 0 WP: 0 HR: 0 S: 11	H: 0 R: 0 ER: 0 SO: 15 BB: 0 IBB: 0 HBP: 0 BLK: 0 WP: 0 HR: 0 S: 10	H: 0 R: 0 ER: 0 SO: 15 BB: 0 IBB: 0 HBP: 0 BLK: 0 WP: 0 HR: 0 S: 10	H: 0 R: 0 ER: 0 SO: 11 BB: 0 IBB: 0 HBP: 0 BLK: 0 WP: 0 HR: 0 S: 8	H: 0 R: 0 ER: 0 SO: 11 BB: 0 IBB: 0 HBP: 0 BLK: 0 WP: 0 HR: 0 S: 8	H: 0 R: 0 ER: 0 SO: 11 BB: 0 IBB: 0 HBP: 0 BLK: 0 WP: 0 HR: 0 S: 8	1B: 7 2B: 4 3B: 0 HR: 1	SF: 0 SAC: 0 DP: 2 HBP: 0	WP: 0 PA: 38 PB: 0 SB: 0 CS: 1	
PITCHER	IP	WLS	BF	H	R	ER	SO	BB	IBB	HBP	BLK	WP	HR	S	P	ERA	WHIP
Bob Tewksbury, R ERA: 3.57	7.0	W	31	12	3	3	4	1	0	0	0	0	0	70	104	3.86	1.857
Greg Swindell, L ERA: 4.84	1.0		3	0	0	0	0	0	0	0	0	0	0	10	15	0.00	0.000
Rick Aguilera, R ERA: 4.78	1.0	S	3	0	0	0	0	0	0	0	0	0	0	8	11	0.00	0.000

Minnesota Twins @ Anaheim Angels
Anaheim Stadium, Anaheim, CA
 Fri May 30 1997, 10:05 PM EDT
 Att: 28,922 - Unknown - 78 F

AB	36
R	3
H	12
RBI	3
BB	1
SO	4
LOB	16



Batter	1	2	3	4	5	6	7	8	9	AB	R	H	RBI	BB	SO	LOB	TOP											
Chuck Knoblauch, R OBP: 0.411, SLG: 0.376	2-3 SAFE 1B	2-2 SAFE F7			2-1 1B S G6-4-3		1-1 E6		0-1 F9	5	1	1	0	0	1	2												
Rich Becker, L OBP: 0.386, SLG: 0.371	1-3 K		1-0 S 1B		4-1 G6-4-3 1B 1-2 BB		2-3 K			3	0	1	0	1	2	1												
Paul Molitor, R OBP: 0.372, SLG: 0.385	2-2 1B		1-3 K		1-1 G6-4-3 1B 1-2 2-3		3-2 F7			4	0	2	0	0	1	2												
Terry Steinbach, R OBP: 0.349, SLG: 0.391	1-0 G5-3		2-3 K		1-0 G6-4-3 1-2 2-3		3-3 K			4	0	0	0	0	2	5												
Roberto Kelly, R OBP: 0.325, SLG: 0.386		2-1 G5-3		3-2 F8				0-0 L8		3	0	0	0	0	1	2												
Matt Lawton, L OBP: 0.377, SLG: 0.433										1	0	0	0	0	0	0												
Marty Cordova, R OBP: 0.373, SLG: 0.556		4-2 FC6-4 1B BB		3-2 P4		0-1 G4-3		1-1 G5-3		3	1	0	0	1	0	0												
Ron Coomer, R OBP: 0.328, SLG: 0.468		4-2 FC6-4 BB		1-1 HR		1-1 G4-3		0-0 G6-3		3	1	1	1	1	0	0												
Greg Colbrunn, R OBP: 0.294, SLG: 0.400		2-2 FC6-4 1B		0-1 F8		3-2 2B			1-3 K	2	0	0	0	0	0	2												
Scott Stahoviak, L OBP: 0.316, SLG: 0.485		1-2 2-3		2-3 K2-3		2-1 F9			0-0 F8	2	0	1	0	0	1	0												
Pat Meares, R OBP: 0.333, SLG: 0.469		0-2 1B								3	0	1	1	0	1	1												
Greg Myers, L OBP: 0.341, SLG: 0.407		1-3 3H								1	0	0	0	0	0	0												
Inning Stats	R: 0 E: 0 K: 2 S: 10	H: 1 LOB: 1 BB: 0 P: 16	R: 1 E: 0 K: 0 S: 18	H: 1 LOB: 2 BB: 2 P: 32	R: 0 E: 0 K: 2 S: 11	H: 1 LOB: 1 BB: 0 P: 18	R: 1 E: 0 K: 1 S: 13	H: 1 LOB: 1 BB: 1 P: 19	R: 1 E: 0 K: 0 S: 9	H: 2 LOB: 1 BB: 1 P: 15	R: 0 E: 1 K: 2 S: 11	H: 0 LOB: 1 BB: 0 P: 20	R: 0 E: 0 K: 0 S: 4	H: 0 LOB: 0 BB: 0 P: 5	R: 0 E: 0 K: 1 S: 6	H: 0 LOB: 0 BB: 0 P: 7	1B: 5 2B: 1 3B: 0 HR: 1	SF: 0 SAC: 0 DP: 1 HBP: 0	WP: 0 PB: 0 SB: 2 CS: 0	PA: 37								
PITCHER	IP	WLS	BF	H	R	ER	SO	BB	IBB	HBP	BLK	WP	HR	S	P	ERA	WHIP											
Chuck Finley, L ERA: 4.95	(1, 1)	5.0	W	23	6	3	3	6	3	0	0	0	0	1	61	104	5.40	1.800										
Rich DeLucia, R ERA: 3.0	(6, 1)	2.0		8	1	0	0	2	0	0	0	0	0	0	20	35	0.00	0.500										
Mike James, R ERA: 4.21	(8, 1)	1.0	S	3	0	0	0	0	0	0	0	0	0	4	5	0.00	0.000											
Troy Percival, R ERA: 6.48	(9, 1)	1.0	S	3	0	0	0	1	0	0	0	0	0	6	7	0.00	0.000											

Minnesota Twins @ Anaheim Angels
Anaheim Stadium, Anaheim, CA
Sat May 31 1997, 10:05 PM EDT
Att: 19,147 - Unknown - 75 F

AB 34
R 3
H 7
RBI 2
BB 3
SO 9
LOB 15



Batter	1	2	3	4	5	6	7	8	9	AB	R	H	RBI	BB	SO	LOB	BOTTOM											
Tony Phillips, S OBP: 0.426, SLG: 0.354	1-2 F9		4-0 1B HR	4-1 S G3 BB		3-2 K		0-2 G5-3		3	1	0	0	2	1	0												
Orlando Palmeiro, L OBP: 0.313, SLG: 0.236										0	0	0	0	0	0	0												
Darin Erstad, L OBP: 0.354, SLG: 0.473	3-2 L7		2-0 HR	3-1 G3		1-0 F8		0-3 K		5	1	1	0	0	1	1												
Dave Hollins, S OBP: 0.386, SLG: 0.470	2-2 HR		0-1 HR	2-3 K		1-2 1B				4	2	3	4	0	1	1												
Jim Leyritz, R OBP: 0.373, SLG: 0.480	2-0 1B		0-0 P3	1-3 K		0-0 L9				4	0	1	0	0	1	2												
Tim Salmon, R OBP: 0.350, SLG: 0.388	1-2 1B		2-2 16 2B		0-1 F9		2-0 P9			4	1	2	0	0	0	0												
16 Garret Anderson, L OBP: 0.370, SLG: 0.408	0-3 K		0-0 1B	1-3 K		0-1 G1		2-0 G5-3 1B		4	0	2	1	0	1	2												
Eddie Murray, S OBP: 0.281, SLG: 0.331		3-1 L7	1-1 F7		3-2 1B		2-2 G5-3		1-2	4	0	1	0	0	0	2												
Craig Grebeck, R OBP: 0.333, SLG: 0.333		0-0 G6-3	0-2 1B		2-2 1B		1-1 L5			4	0	2	0	0	0	1												
Gary Disarcina, R OBP: 0.277, SLG: 0.376		0-1 F7	1-0 F8		1-0 G5-3		0-2 G5-3			4	0	0	0	0	0	4												
Inning Stats	R: 1 E: 0 K: 1 S: 14	H: 3 LOB: 2 BB: 0 P: 22	R: 0 E: 0 K: 0 S: 5	H: 0 LOB: 0 BB: 0 P: 8	R: 4 E: 0 K: 0 S: 14	H: 5 LOB: 2 BB: 1 P: 24	R: 0 E: 0 K: 2 S: 9	H: 0 LOB: 1 BB: 1 P: 19	R: 0 E: 0 K: 1 S: 8	H: 1 LOB: 0 BB: 0 P: 13	R: 0 E: 0 K: 0 S: 7	H: 1 LOB: 1 BB: 0 P: 14	R: 0 E: 0 K: 1 S: 13	H: 0 LOB: 0 BB: 0 P: 13	1B: 8 2B: 2 3B: 0 HR: 2	SF: 0 SAC: 0 DP: 0 HBP: 0	WP: 0 PB: 0 SB: 1 CS: 0	PA: 38										
PITCHER	IP	WLS	BF	H	R	ER	SO	BB	IBB	HBP	BLK	WP	HR	S	P	ERA	WHIP											
Scott Aldred, L ERA: 7.11	(1, 1)	2.2	L	17	8	5	5	1	1	0	0	0	0	2	32	52	16.88	3.375										
Frankie Rodriguez, R ERA: 5.65	(3, 1)	4.1		18	4	0	0	3	1	0	0	0	0	37	66	0.00	1.154											
Eddie Guardado, L ERA: 4.2	(8, 1)	1.0		3	0	0	0	1	0	0	0	0	0	13	13	0.00	0.000											

Minnesota Twins @ Anaheim Angels
Anaheim Stadium, Anaheim, CA
Sat May 31 1997, 10:05 PM EDT
Att: 19,147 - Unknown - 75 F

AB 36
R 5
H 12
RBI 5
BB 2
SO 5
LOB 13



Batter	1	2	3	4	5	6	7	8	9	AB	R	H	RBI	BB	SO	LOB	TOP								
Chuck Knoblauch, R OBP: 0.419, SLG: 0.377	1-1 WP 1B		4-0 G6-4-3 BB	2-3 K		4-1 BB BB		4-2 FC3-6 BB		2	0	1	0	3	1	2	Minnesota Twins @ Anaheim Angels Anaheim Stadium, Anaheim, CA Sun Jun 01 1997, 6:33 AM EDT Att: 23,875 - Sunny - 85 F								
Denny Hocking, S OBP: 0.310, SLG: 0.372	3-3 K		0-1 G6-4-3	2-2 G3		2-3 K		0-3 K		3	0	0	0	0	1	4									
Rich Becker, L (6, PH) OBP: 0.382, SLG: 0.366	1-3 K		1-2							2	0	0	0	0	2	4									
Paul Molitor, R OBP: 0.379, SLG: 0.384	4-1 G6-4-3 BB		3-2 HR 1B		1-1 F8	4-1 BB BB		0-2 FC3-6		3	1	1	0	2	0	2									
Terry Steinbach, R OBP: 0.350, SLG: 0.429	0-0 G6-4-3		2-1 HR		0-0 HR	1-3 K		0-2 G5-3		5	2	2	3	0	1	7									
Ron Coomer, R OBP: 0.339, SLG: 0.474		2-0 G6-4-3 1B	3-2 F8		2-0 F7		1-2 WP G1-3 1B		1-0 1B	5	0	3	0	0	0	0									
Roberto Kelly, R OBP: 0.331, SLG: 0.379	3-2 G6-4-3			4-0 WP BB	4-1 BB		2-2 G1-3		3-2 F8	2	1	0	0	2	0	2									
Matt Lawton, L OBP: 0.376, SLG: 0.431	1-2			4-2 BB	2-2 BB		1-2		0-0 F7	1	0	0	0	0	0	1									
Greg Colbrunn, R OBP: 0.303, SLG: 0.425	2-2 HR			4-2 1B BB	2-2 F7		3-1 P5		0-0 F7	1	1	1	1	1	0	0									
Scott Stahoviak, L OBP: 0.293, SLG: 0.444				1-3 BB			2-3		2-2 F9	3	0	0	0	0	0	3									
Darrin Jackson, R OBP: 0.260, SLG: 0.468	0-0 1B			3-1 BB		1-1 G6-3	1-3 K		2-2 F9	5	0	2	1	0	1	2									
Pat Meares, R OBP: 0.337, SLG: 0.470	0-2 L4			2-3 K		1-1 BB BB 1B		1-1 FC3-6 BB 1B		4	0	2	0	0	1	3									
Inning Stats	R: 0 E: 0 K: 1 S: 10	H: 1 LOB: 1 BB: 1 P: 18	R: 1 E: 0 K: 0 S: 11	H: 3 LOB: 1 BB: 0 P: 18	R: 2 E: 0 K: 0 S: 11	H: 2 LOB: 0 BB: 1 P: 23	R: 1 E: 0 K: 2 S: 13	H: 1 LOB: 1 BB: 2 P: 30	R: 1 E: 0 K: 0 S: 8	H: 1 LOB: 1 BB: 1 P: 17	R: 0 E: 0 K: 1 S: 12	H: 1 LOB: 3 BB: 2 P: 25	R: 0 E: 0 K: 1 S: 14	H: 1 LOB: 1 BB: 0 P: 21	R: 0 E: 0 K: 1 S: 14	H: 1 LOB: 2 BB: 1 P: 19	R: 0 E: 0 K: 0 S: 8	H: 1 LOB: 1 BB: 0 P: 14	1B: 9 2B: 0 3B: 0 HR: 3	SF: 0 SAC: 0 DP: 3 HBP: 0	WP: 4 PB: 0 SB: 2 CS: 0	PA: 44			
PITCHER	IP	WLS	BF	H	R	ER	SO	BB	IBB	HBP	BLK	WP	HR	S	P	ERA	WHIP								
Matt Perisho, L ERA: 10.13	(1, 1)	3.0	16	6	4	4	1	4	0	0	0	2	2	34	69	12.00	3.333								
Shigetoshi Hasegawa, R ERA: 5.36	(4, 1)	2.2	L 14	3	1	1	3	3	0	0	0	0	1	28	58	3.38	2.250								
Pep Harris, R ERA: 3.71	(6, 1)	1.1		7	2	0	2	1	0	0	0	1	0	22	35	0.00	2.250								
Mike Holtz, L ERA: 1.23	(8, 1)	0.1		1	0	0	0	0	0	0	0	0	0	3	3	0.00	0.000								
Mike James, R ERA: 3.95	(8, 1)	1.2		6	1	0	0	0	0	0	0	0	0	14	20	0.00	0.600								

AB	36
R	5
H	12
RBI	5
BB	8
SO	7
LOB	30



Batter	1	2	3	4	5	6	7	8	9	AB	R	H	RBI	BB	SO	LOB	BOTTOM								
Darin Erstad, L OBP: 0.360, SLG: 0.473	2-1 G4-3		3-2 1B 2B 1B	3-3 K		4-2 BB		1-2 FC6-4 1B		4	1	2	1	1	1	1	Minnesota Twins @ Anaheim Angels Anaheim Stadium, Anaheim, CA Sun Jun 01 1997, 6:33 AM EDT Att: 23,875 - Sunny - 85 F								
Gary Disarcina, R OBP: 0.280, SLG: 0.373	0-1 G6-3		1-3 2B G6-3 1B	4-1 PB BB		1-3 K		0-0 FC6-4		4	1	1	0	1	1	2									
Jim Edmonds, L OBP: 0.374, SLG: 0.535	3-0 P6		0-2 1-3 2B	3-2 G6-3		1-2 1B		3-3 K		5	0	2	1	0	1	3									
Jim Leyritz, R OBP: 0.370, SLG: 0.474		1-1 F7	0-1 G6-3		1-1 1B		2-1 P4			4	0	1	1	0	0	2									
16 Garret Anderson, L OBP: 0.368, SLG: 0.410		2-0 2B	1-1 F7		1-0 F8		0-0 L3			4	0	1	0	0	0	3									
Tim Salmon, R OBP: 0.348, SLG: 0.382		1-1 L4	4-1 BB		1-1 F8			2-0 F7		3	0	0	0	1	0	2									
Jack Howell, L OBP: 0.340, SLG: 0.563		1-3 K	1-0 G3-1		3-2 F9			3-3 K		3	0	0	0	0	1	4									
Dave Hollins, S OBP: 0.384, SLG: 0.467										1	0	0	0	0	1	0									
Chad Kreuter, S OBP: 0.324, SLG: 0.339			4-1 2B BB		0-2 K		1-1 F7		1-3 K	3	1	0	0	1	2	0									
Craig Grebeck, R OBP: 0.350, SLG: 0.392			2-1 1B 2B		2-0 PB 2B		2-2 G6-3			3	1	2	1	0	0	0									
Tony Phillips, S OBP: 0.424, SLG: 0.352			1-3 1B 2B							1	0	0	0	0	1	0									
Inning Stats	R: 0 E: 0 K: 0 S: 5	H: 0 LOB: 0 BB: 0 P: 10	R: 0 E: 0 K: 1 S: 8	H: 1 LOB: 1 BB: 0 P: 13	R: 4 E: 0 K: 0 S: 17	H: 4 LOB: 2 BB: 1 P: 33	R: 0 E: 0 K: 2 S: 12	H: 1 LOB: 1 BB: 1 P: 24	R: 0 E: 0 K: 1 S: 9	H: 1 LOB: 1 BB: 0 P: 15	R: 0 E: 0 K: 1 S: 10	H: 0 LOB: 1 BB: 1 P: 18	R: 0 E: 0 K: 0 S: 6	H: 1 LOB: 0 BB: 0 P: 9	R: 0 E: 0 K: 2 S: 7	H: 0 LOB: 0 BB: 0 P: 13	R: 0 E: 0 K: 2 S: 13	H: 1 LOB: 1 BB: 0 P: 19	1B: 5 2B: 5 3B: 0 HR: 0	SF: 0 SAC: 0 DP: 1 HBP: 0	WP: 0 PB: 1 SB: 0 CS: 0	PA: 39			
PITCHER	IP	WLS	BF	H	R	ER	SO	BB	IBB	HBP	BLK	WP	HR	S	P	ERA	WHIP								
Kevin Jarvis, R ERA: 10.95	(1, 1)	2.1	13	5	4	4	1	1	0	0	0	0	0	26	46	15.43	2.571								
Greg Swindell, L ERA: 4.5	(3, 1)	2.2	W 12	2	0	0	2	2	0	0	0	0	0	25	49	0.00	1.500								
Mike Trombley, R ERA: 3.89	(6, 1)	2.1		8	1	0	0	1	1	0	0	0	0	17	30	0.00	0.857								
Eddie Guardado, L ERA: 4.02	(8, 1)	0.2		2	0	0	0	2	0	0	0	0	0	6	10	0.00	0.000								
Rick Aquilera, R ERA: 4.61	(9, 1)	1.0	S 4	1	0	0	2	0	0	0	0	0	0	13	19	0.00	1.000								

AB	35
R	4
H	9
RBI	4
BB	4
SO	8
LOB	17

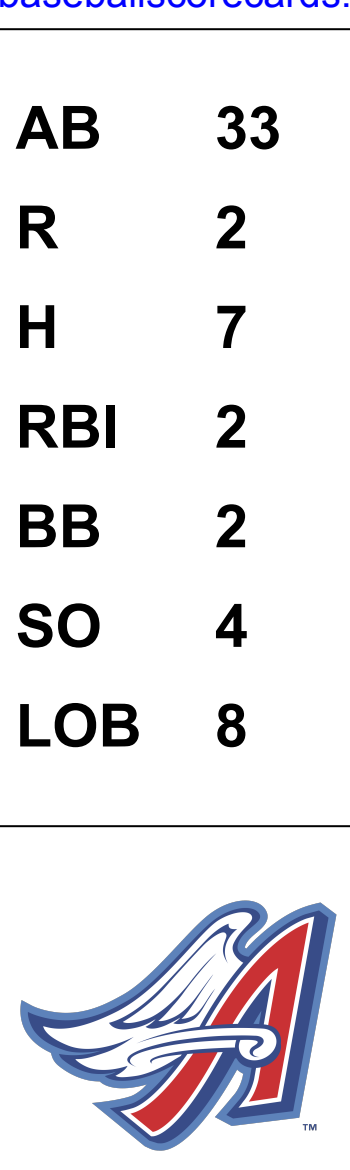


Batter	1	2	3	4	5	6	7	8	9	AB	R	H	RBI	BB	SO	LOB	TOP										
Jose Offerman, S (1, 4) OBP: 0.373, SLG: 0.411	G5-3		FC4		FC4-6		G1-3		F7	5	1	0	1	0	0	3	Kansas City Royals @ Anaheim Angels Anaheim Stadium, Anaheim, CA Tue Jun 03 1997, 10:05 PM EDT Att: 14,492 - Unknown										
Tom Goodwin, L (1, 8) OBP: 0.320, SLG: 0.342	1B		CS	G4-3	1B	2B	HR			4	1	4	3	0	0												
Bip Roberts, S (1, 7) OBP: 0.363, SLG: 0.409	F7			K	F7		G1-3			4	0	0	0	0	1	3											
Chili Davis, S (1, 10) OBP: 0.408, SLG: 0.421	F8			G4-3		F7		FC6-4	1B	4	0	1	0	0	0	2											
Jay Bell, R (1, 6) OBP: 0.371, SLG: 0.485	F8		F9			G6-3		FC6-4	1B	4	0	0	0	0	0	2											
Johnny Damon, L (1, 9) OBP: 0.388, SLG: 0.508	K				K	1B		1B		4	0	2	0	0	2	0											
Jeff King, R (1, 3) OBP: 0.378, SLG: 0.395	F8			HBP	FC4-6	1B	P2		P5	3	1	0	0	1	0	2											
Craig Paquette, R (1, 5) OBP: 0.267, SLG: 0.387			G5-3		FC4-6	HBP			F7	4	1	1	0	0	1	0											
Mike Macfarlane, R (1, 2) OBP: 0.221, SLG: 0.253					FC4	1B			K	3	1	2	1	0	1	0											
Inning Stats	R: 0 E: 0 K: 0 S: 15	H: 1 LOB: 1 BB: 0 P: 21	R: 0 E: 0 K: 1 S: 9	H: 0 LOB: 0 BB: 0 P: 12	R: 0 E: 0 K: 0 S: 5	H: 1 LOB: 0 BB: 0 P: 9	R: 0 E: 0 K: 1 S: 11	H: 1 LOB: 1 BB: 0 P: 16	R: 3 E: 0 K: 1 S: 10	H: 2 LOB: 1 BB: 1 P: 19	R: 0 E: 0 K: 0 S: 11	H: 1 LOB: 1 BB: 0 P: 16	R: 2 E: 0 K: 1 S: 12	H: 2 LOB: 0 BB: 0 P: 17	R: 0 E: 0 K: 0 S: 9	H: 2 LOB: 1 BB: 0 P: 14	R: 0 E: 0 K: 1 S: 8	H: 0 LOB: 0 BB: 0 P: 13	1B: 7 2B: 1 3B: 0 HR: 2	SF: 0 SAC: 0 DP: 0 HBP: 1	WP: 0 PB: 0 SB: 3 CS: 1	PA: 38					
PITCHER	IP	WLS	BF	H	R	ER	SO	BB	IBB	HBP	BLK	WP	HR	S	P	ERA	WHIP										
Dennis Springer, R (1, 1) ERA: 5.51	7.0	L	30	8	5	5	4	1	0	1	0	0	2	73	110	6.43	1.286										
Shigetoshi Hasegawa, R (8, 1) ERA: 5.11	2.0		7	2	0	0	1	0	0	0	0	0	0	17	27	0.00	1.000										

AB	35
R	5
H	10
RBI	5
BB	1
SO	5
LOB	12



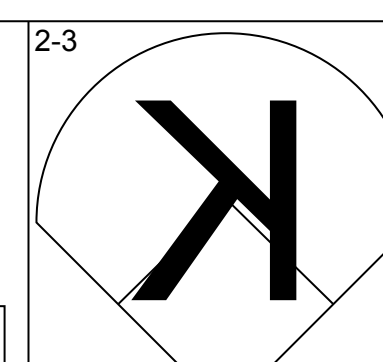
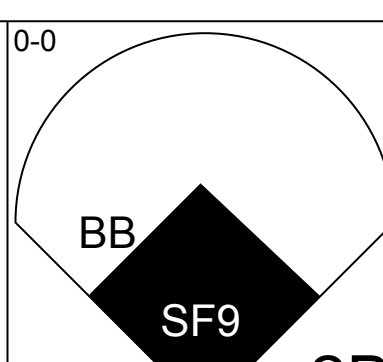
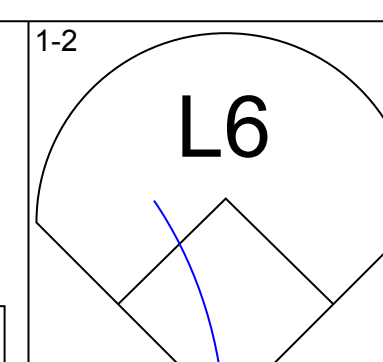
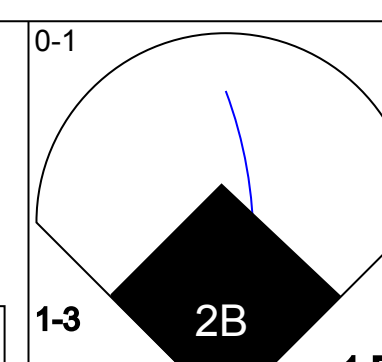
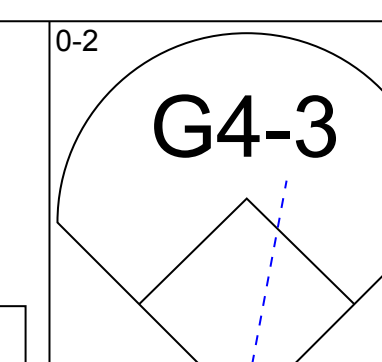
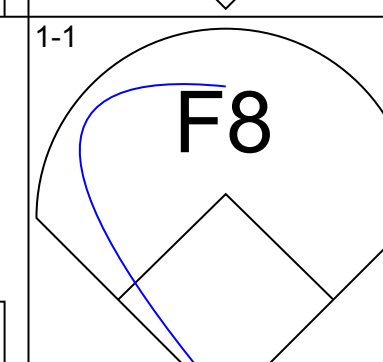
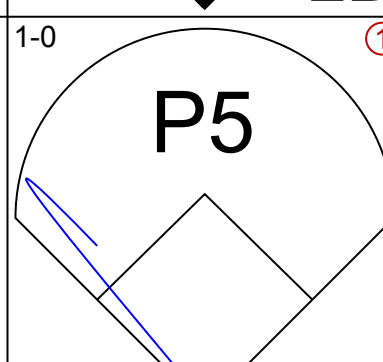
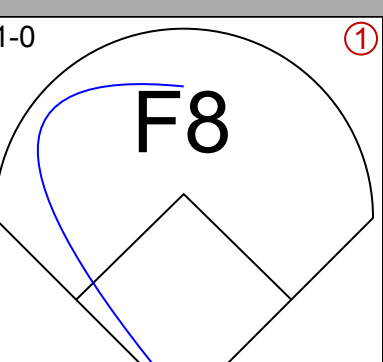
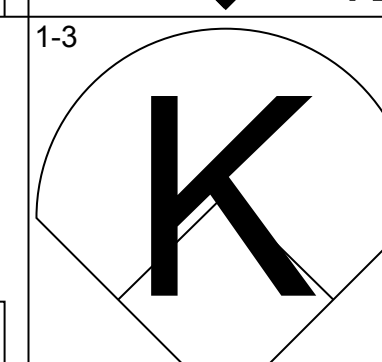
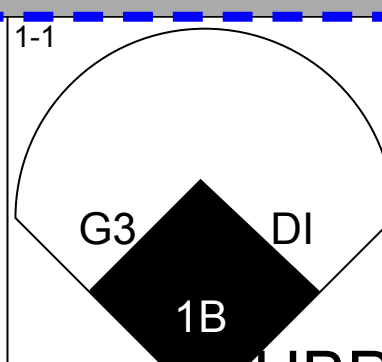
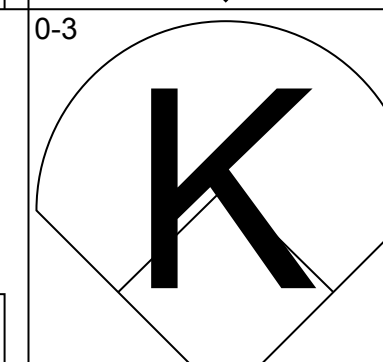
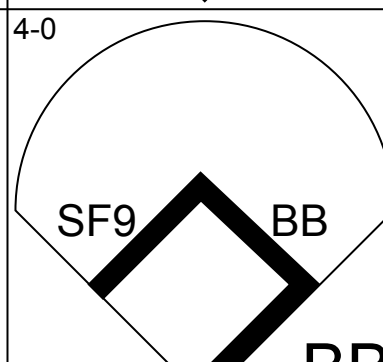
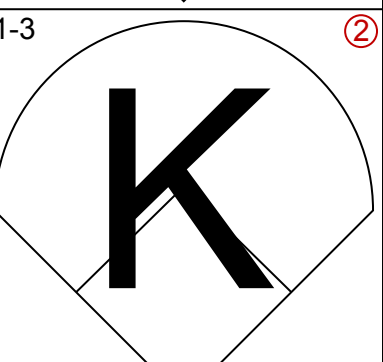
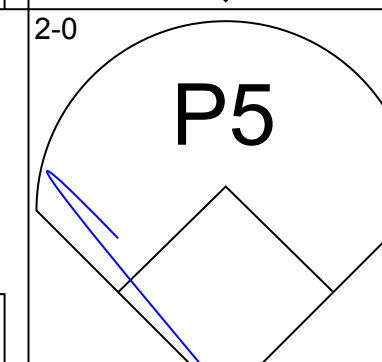
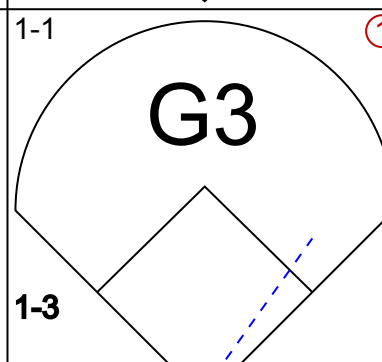
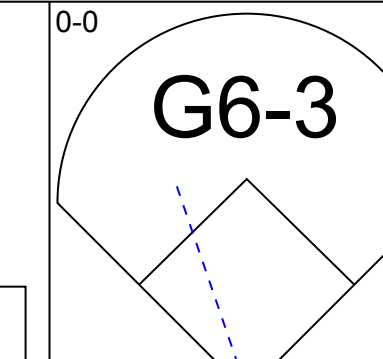
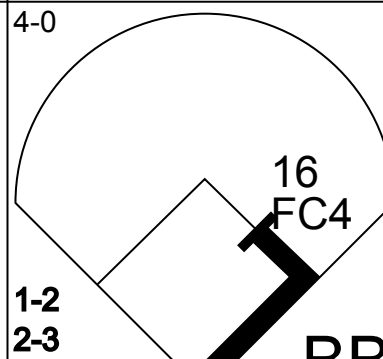
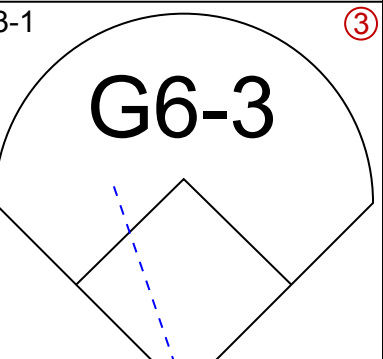
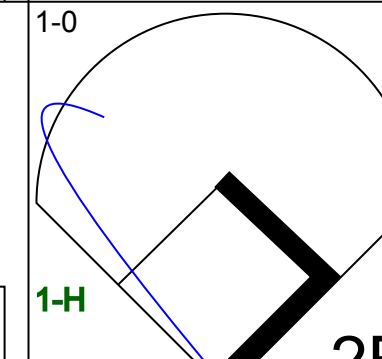
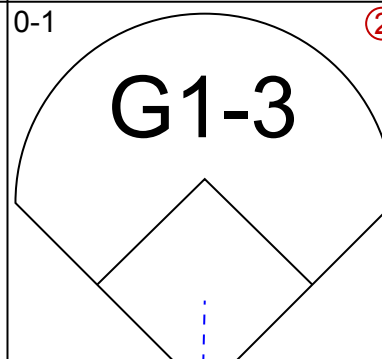
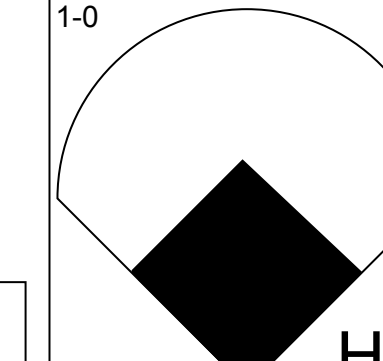
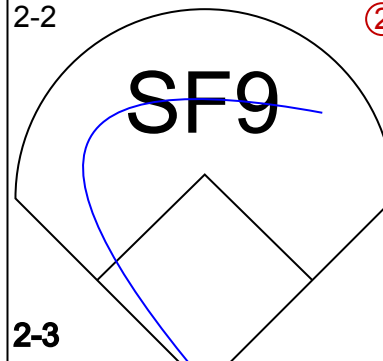
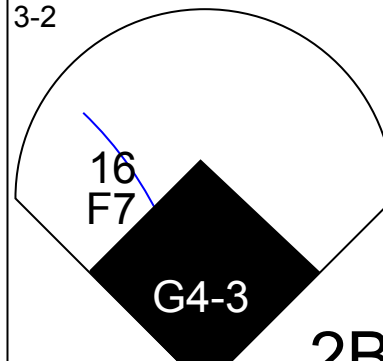
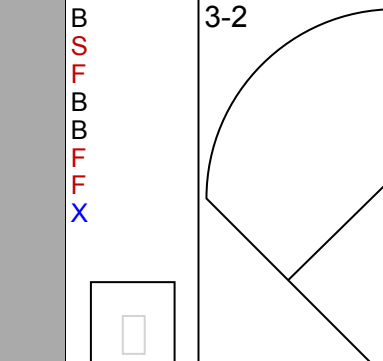
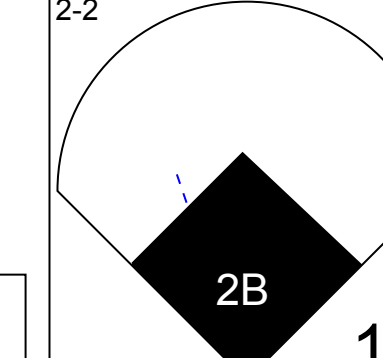
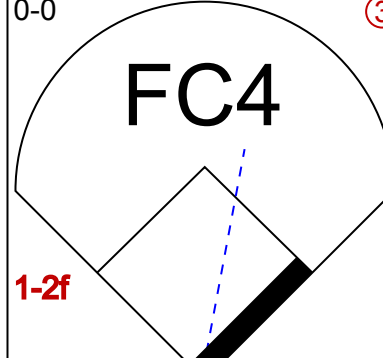
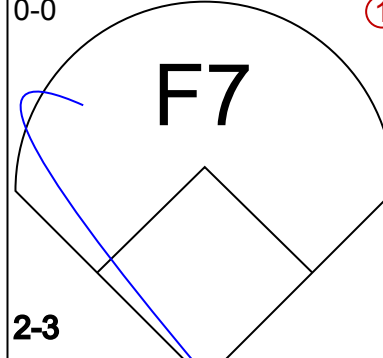
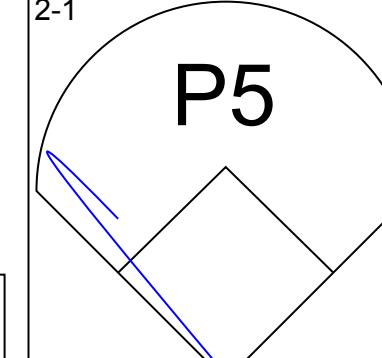
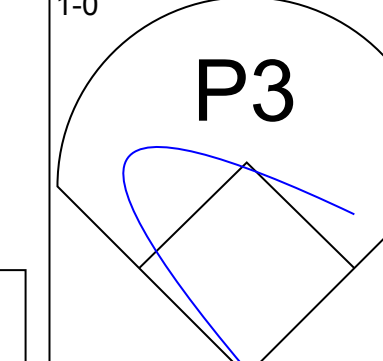
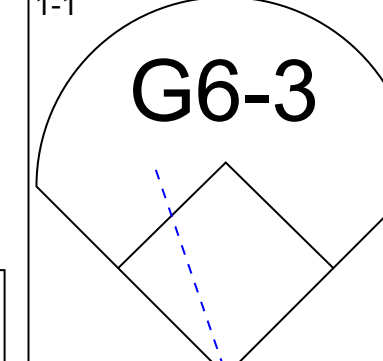
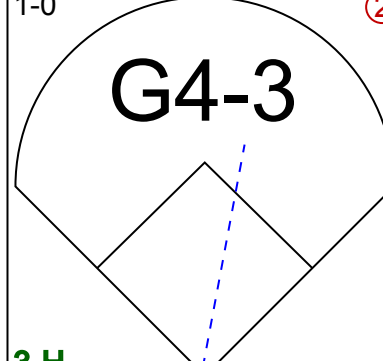
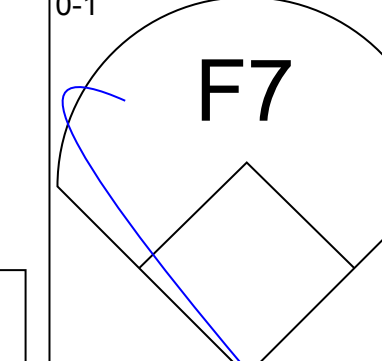
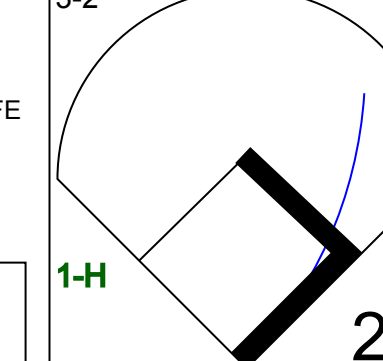
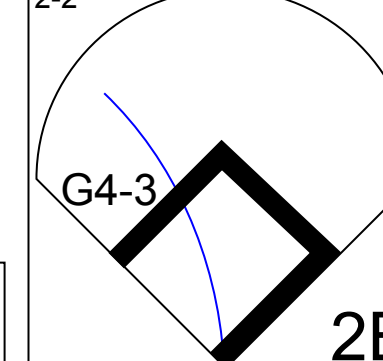
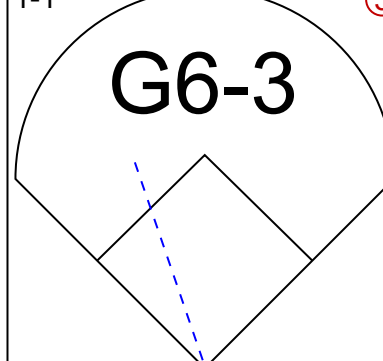
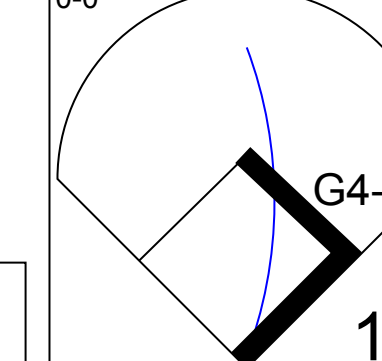
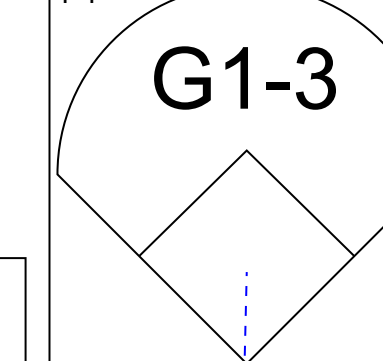
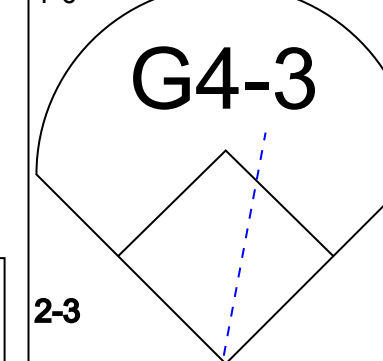
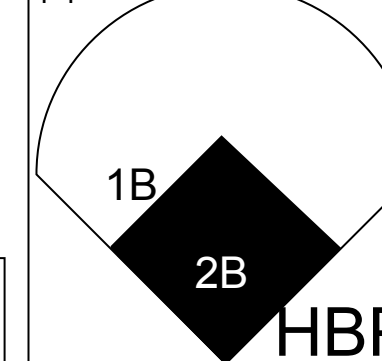
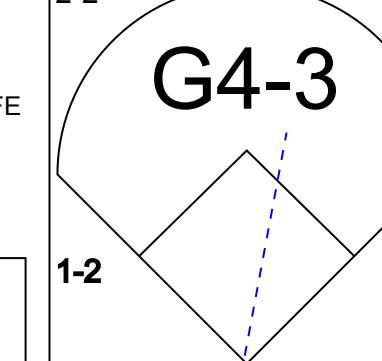
Batter	1	2	3	4	5	6	7	8	9	AB	R	H	RBI	BB	SO	LOB	BOTTOM										
Tony Phillips, S (1, 10) OBP: 0.425, SLG: 0.361	G3-1		BB			F7		2B		4	1	2	0	0	0	0	Kansas City Royals @ Anaheim Angels Anaheim Stadium, Anaheim, CA Tue Jun 03 1997, 10:05 PM EDT Att: 14,492 - Unknown										
Darin Erstad, L (1, 3) OBP: 0.382, SLG: 0.476	G4-3		BB			F9		2B		3	0	1	1	1	0	0											
Dave Hollins, S (1, 5) OBP: 0.377, SLG: 0.457	G4-3		K			G1-3		K		4	0	0	0	0	2	3											
Jim Edmonds, L (1, 8) OBP: 0.372, SLG: 0.544	G3-1				K		HR	F8		4	1	1	1	0	1	1											
Tim Salmon, R (1, 9) OBP: 0.347, SLG: 0.376	CS	BB			F8			K		3	0	0	0	1	1	0											
16 Garret Anderson, L (1, 7) OBP: 0.371, SLG: 0.411	1B				G3		G3	G4-3	1B	4	0	2	0	0	0	0											
Jim Leyritz, R (1, 2) OBP: 0.367, SLG: 0.469	L7				G6-3		1B	G4-3		4	0	1	0	0	0	2											
Luis Alicea, S (1, 4) OBP: 0.396, SLG: 0.446			F8		G5-3		F9	F8		4	0	0	0	0	0	2											
Gary Disarcina, R (1, 6) OBP: 0.276, SLG: 0.367	F8				G6-3			F9		3	0	0	0	0	0	0											
Inning Stats	R: 0 E: 0 K: 0 S: 6	H: 0 LOB: 0 BB: 0 P: 9	R: 0 E: 0 K: 0 S: 6	H: 1 LOB: 1 BB: 1 P: 15	R: 0 E: 0 K: 1 S: 13	H: 1 LOB: 2 BB: 1 P: 21	R: 0 E: 0 K: 1 S: 8	H: 0 LOB: 0 BB: 0 P: 16	R: 0 E: 0 K: 0 S: 5	H: 0 LOB: 0 BB: 0 P: 7	R: 0 E: 0 K: 0 S: 5	H: 0 LOB: 0 BB: 0 P: 7	R: 1 E: 0 K: 0 S: 11	H: 2 LOB: 1 BB: 0 P: 16	R: 1 E: 0 K: 1 S: 14	H: 2 LOB: 1 BB: 0 P: 20	R: 0 E: 0 K: 1 S: 10	H: 1 LOB: 1 BB: 0 P: 12	1B: 4 2B: 2 3B: 0 HR: 1	SF: 0 SAC: 0 DP: 0 HBP: 0	WP: 0 PB: 0 SB: 0 CS: 1	PA: 35					
PITCHER	IP	WLS	BF	H	R	ER	SO	BB	IBB	HBP	BLK	WP	HR	S	P	ERA	WHIP										
Tim Belcher, R (1, 1) ERA: 3.38	8.0	W	31	6	2	2	3	2	0	0	0	0	0	10	111	2.25	1.000										
Hipolito Pichardo, R (8, 1) ERA: 2.73	1.0	S	4	1	0	0	1	0	0	0	0	0	0	10	12	0.00	1.000										



Batter	1	2	3	4	5	6	7	8	9	AB	R	H	RBI	BB	SO	LOB	TOP										
Tony Phillips, S (1, 10) OBP: 0.428, SLG: 0.366	1-2 P6			0-0 G3-1		1-2 2B 1B		1-0 G3 1B	0-0 SH1-4	4	1	2	0	0	0	0	Anaheim Angels @ Minnesota Twins Hubert H. Humphrey Metrodome, Minneapolis, MN Thu Jun 05 1997, 8:05 PM EDT Att: 10,503 - Dome										
Darin Erstad, L (1, 3) OBP: 0.356, SLG: 0.465	2-2 G4-3			1-2 G4-3		1-2 F7		1-2 1B 16 SF9 1B	2-3 K	5	1	1	0	0	1	3											
Dave Hollins, S (1, 5) OBP: 0.379, SLG: 0.474	0-0 F9			3-3 K		0-1 2B		0-0 G3	4-1 IBB	4	0	1	0	1	1	2											
Jim Edmonds, L (1, 8) OBP: 0.368, SLG: 0.531 Otlando Palmeiro, L (8, PR) OBP: 0.308, SLG: 0.232		1-3 K			0-0 L9	1-1 G5-3		4-0 16 SF9 1B	1-1 F8	3	0	0	0	1	1	2											
Tim Salmon, R (1, 9) OBP: 0.348, SLG: 0.373		3-3 K			0-1 G5-3			0-0 F9	1-2 1B	4	0	1	1	0	1	0											
16 Garret Anderson, L (1, 7) OBP: 0.375, SLG: 0.416		1-1 G5-3			2-1 1B			1-2 1B G4-3	0-2 SF9	3	1	2	1	0	0	0											
Jim Leyritz, R (1, 2) OBP: 0.357, SLG: 0.452			2-1 G6-3		0-2 1B FC4-6			1-2 G4-3	2-1 L5	4	0	1	0	0	0	3											
Luis Alicaia, S (1, 4) OBP: 0.392, SLG: 0.441			0-0 L7		1-0 FC4-6			0-1 1B	0-3 K SH1-4 1B	4	0	1	1	0	1	2											
Gary Disarcina, R (1, 6) OBP: 0.275, SLG: 0.367			0-1 G5-3			0-0 F8	1-1 G1-3		1-2 SH1-4 1B	4	0	1	0	0	0	1											
Inning Stats	R: 0 E: 0 K: 0 S: 7	H: 0 LOB: 0 BB: 0 P: 10	R: 0 E: 0 K: 2 S: 9	H: 0 LOB: 0 BB: 0 P: 14	R: 0 E: 0 K: 0 S: 5	H: 0 LOB: 0 BB: 0 P: 7	R: 0 E: 0 K: 1 S: 8	H: 0 LOB: 0 BB: 0 P: 12	R: 0 E: 0 K: 0 S: 12	H: 2 LOB: 2 BB: 0 P: 15	R: 1 E: 0 K: 0 S: 13	H: 2 LOB: 1 BB: 0 P: 15	R: 2 E: 0 K: 0 S: 11	H: 3 LOB: 2 BB: 1 P: 19	R: 0 E: 0 K: 2 S: 13	H: 1 LOB: 3 BB: 1 P: 21	1B: 9 2B: 1 3B: 0 HR: 0	SF: 1 SAC: 1 DP: 0 HBP: 0	WP: 1 PB: 0 SB: 0 CS: 0	PA: 40							
PITCHER	IP	WLS	BF	H	R	ER	SO	BB	IBB	HBP	BLK	WP	HR	S	P	ERA	WHIP										
Bob Tewksbury, R (1, 1) ERA: 3.58	7.1	L	32	9	3	3	3	0	1	0	0	0	0	69	97	3.68	1.227										
Greg Swindell, L (8, 1) ERA: 4.35	0.1	1	0	0	0	0	0	0	0	0	0	0	0	3	3	0.00	0.000										
Mike Trombley, R (8, 1) ERA: 3.72	1.1	7	1	0	0	2	0	0	1	0	0	1	0	15	25	0.00	0.750										

Batter	1	2	3	4	5	6	7	8	9	AB	R	H	RBI	BB	SO	LOB	BOTTOM										
Chuck Knoblauch, R (1, 4) OBP: 0.406, SLG: 0.362	0-1 G6-3		0-1 G6-3			1-2 G4-3 1B		1-2 F9		4	0	1	0	0	0	3	Anaheim Angels @ Minnesota Twins Hubert H. Humphrey Metrodome, Minneapolis, MN Thu Jun 05 1997, 8:05 PM EDT Att: 10,503 - Dome										
Rich Becker, L (1, 8) OBP: 0.377, SLG: 0.361	2-2 G3			2-1 G5-3 1B		0-1 G4-3		3-3 K		4	0	1	0	0	1	3											
Paul Moltitor, R (1, 10) OBP: 0.368, SLG: 0.384	0-0 L9			2-0 F9		0-1 G5-3			1-0 F9	4	0	0	0	0	0	2											
Terry Steinbach, R (1, 2) OBP: 0.344, SLG: 0.418		3-3 K		0-1 G5-3		3-2 FC4-6 1B			1-0 L7	4	0	1	0	0	1	1											
Matt Lawton, L (1, 9) OBP: 0.374, SLG: 0.432	1-0 F9			0-0 G1		1-3 K			1-3 K	4	0	0	0	0	2	2											
Marty Cordova, R (1, 7) OBP: 0.323, SLG: 0.482			3-2 G5-3			2-3 K		1-0 FC4-6 CS		3	0	0	0	0	1	1											
Ron Coomer, R (1, 5) OBP: 0.346, SLG: 0.468				3-1 G6-3 WP 1B		1-0 G5-3		0-2 CS	0-1 FC3-6 1B	3	0	2	0	0	0	0											
Scott Stahoviak, L (1, 3) OBP: 0.255, SLG: 0.381			2-2 G6-3		0-3 K			1-2 FC3-6 1B		3	0	0	0	0	1	2											
Pat Meares, R (1, 6) OBP: 0.337, SLG: 0.465 Denny Hocking, S (8, PH) OBP: 0.317, SLG: 0.379			0-2 FC4-2-5			0-2 G5-3			1-0 1B	2	0	0	0	0	0	1											
Inning Stats	R: 0 E: 0 K: 0 S: 7	H: 0 LOB: 0 BB: 0 P: 9	R: 0 E: 0 K: 1 S: 10	H: 0 LOB: 0 BB: 0 P: 17	R: 0 E: 0 K: 0 S: 11	H: 1 LOB: 1 BB: 0 P: 16	R: 0 E: 0 K: 0 S: 6	H: 1 LOB: 1 BB: 0 P: 10	R: 0 E: 0 K: 2 S: 8	H: 0 LOB: 0 BB: 0 P: 11	R: 0 E: 0 K: 0 S: 10	H: 1 LOB: 1 BB: 0 P: 11	R: 0 E: 0 K: 1 S: 9	H: 1 LOB: 0 BB: 0 P: 14	R: 0 E: 0 K: 1 S: 14	H: 2 LOB: 2 BB: 0 P: 20	R: 0 E: 0 K: 1 S: 5	H: 0 LOB: 0 BB: 0 P: 8	1B: 6 2B: 0 3B: 0 HR: 0	SF: 0 SAC: 0 DP: 0 HBP: 0	WP: 1 PB: 0 SB: 0 CS: 1	PA: 33					
PITCHER	IP	WLS	BF	H	R	ER	SO	BB	IBB	HBP	BLK	WP	HR	S	P	ERA	WHIP										
Jason Dickson, R (1, 1) ERA: 3.43	8.0	W	29	6	0	0	5	0	0	0	0	0	0	75	108	0.00	0.750										
Troy Percival, R (8, 1) ERA: 5.23	1.0	S	3	0	0	0	1	0	0	0	0	0	0	5	8	0.00	0.000										

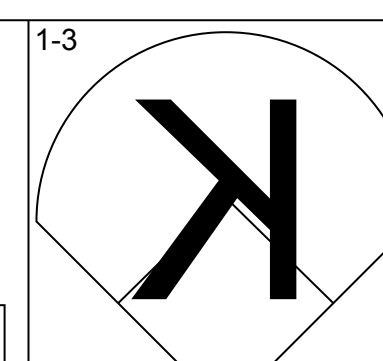
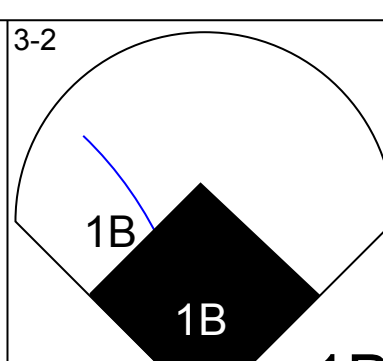
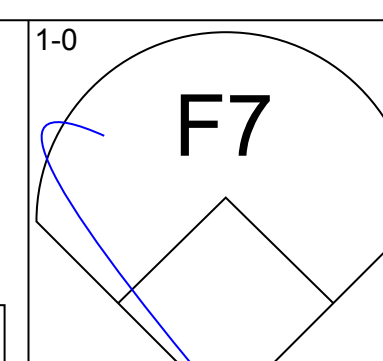
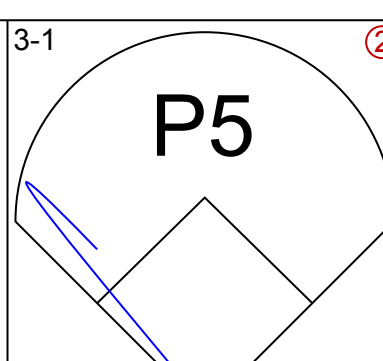
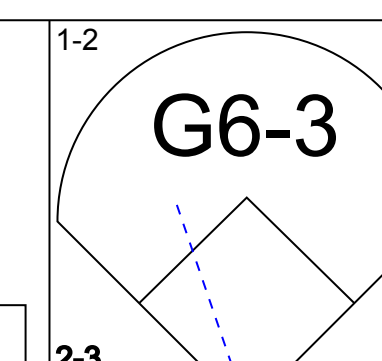
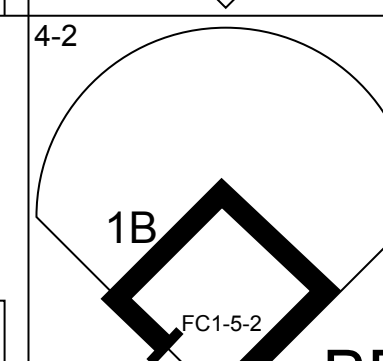
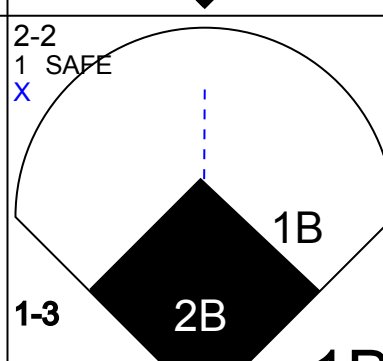
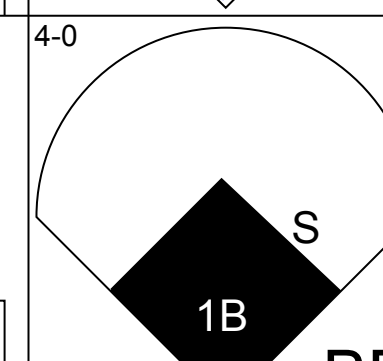
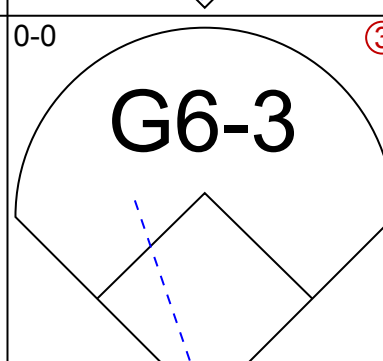
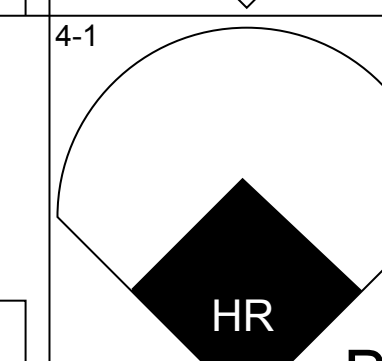
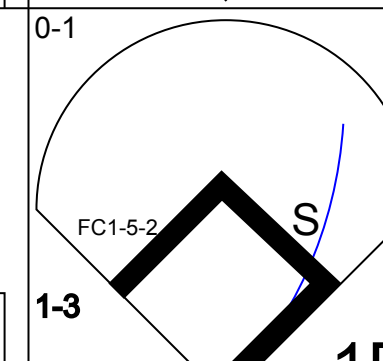
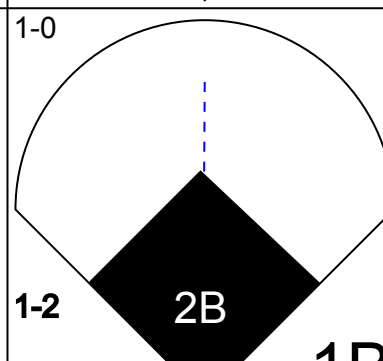
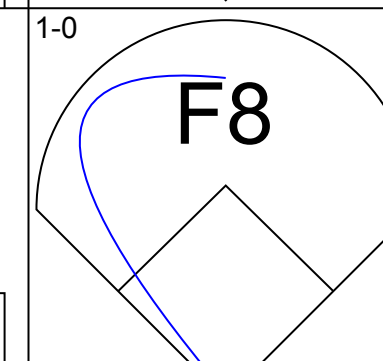
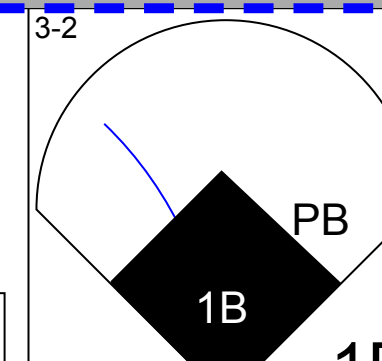
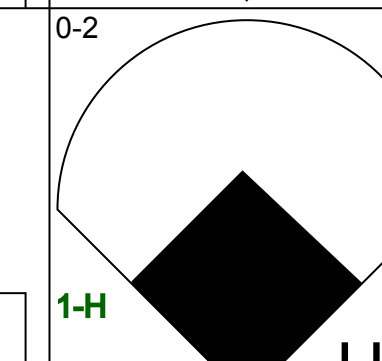
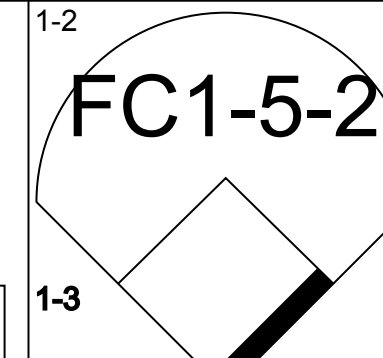
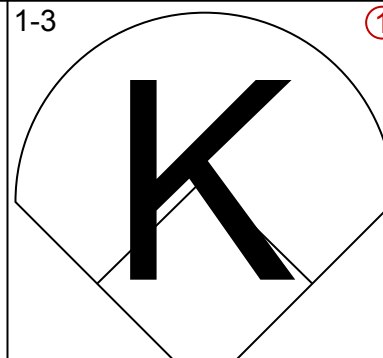
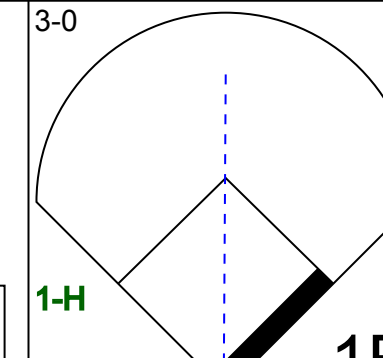

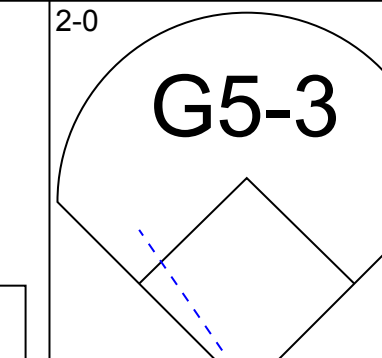
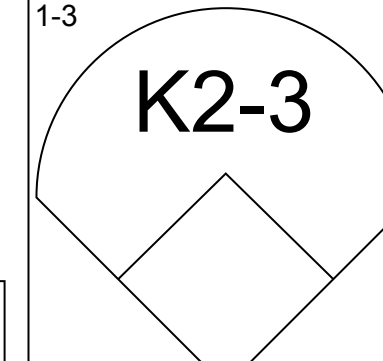
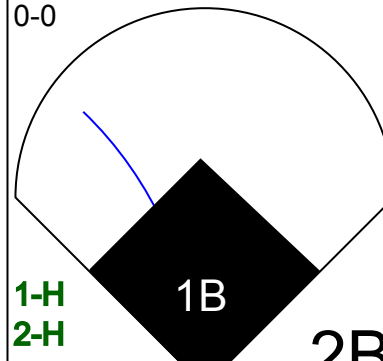
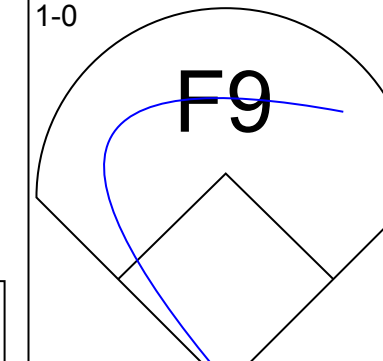

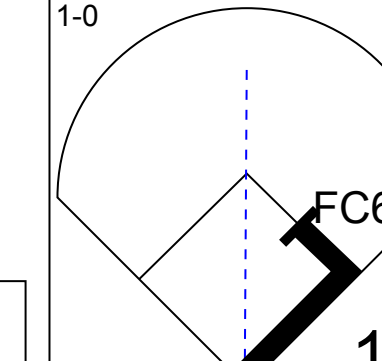
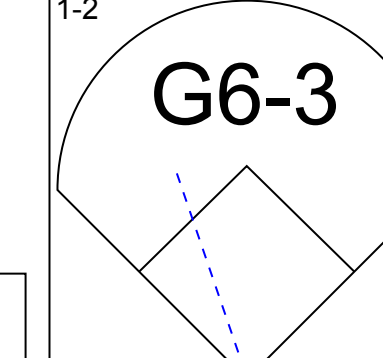
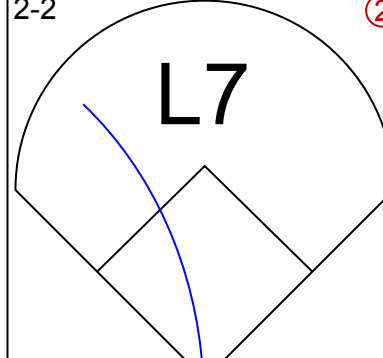
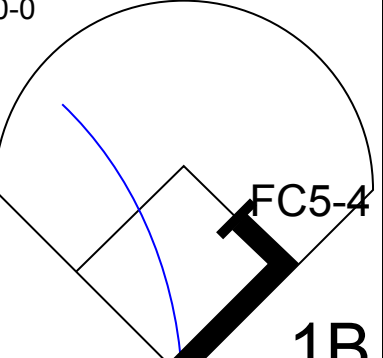
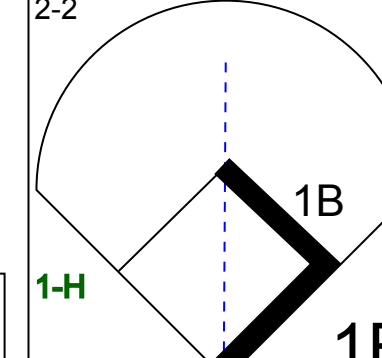
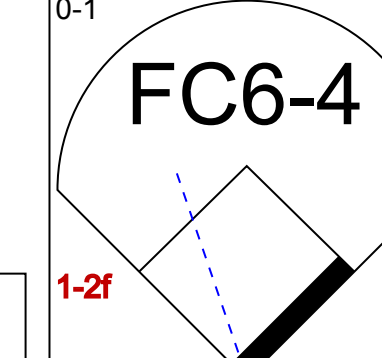
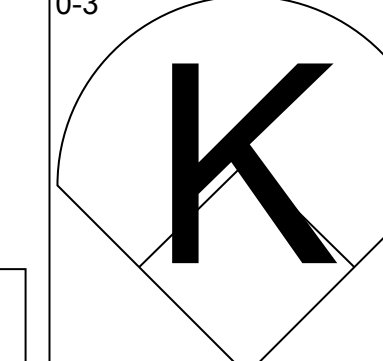
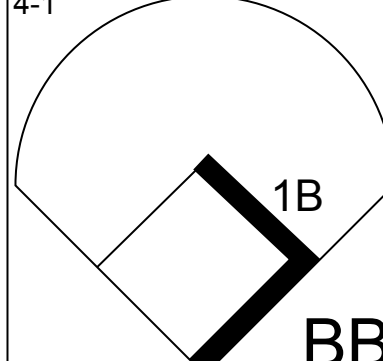
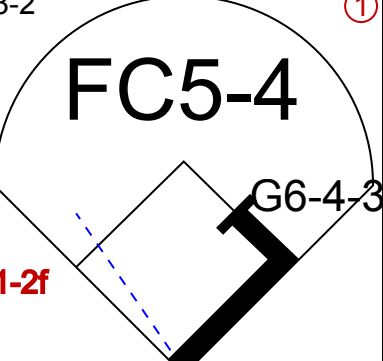
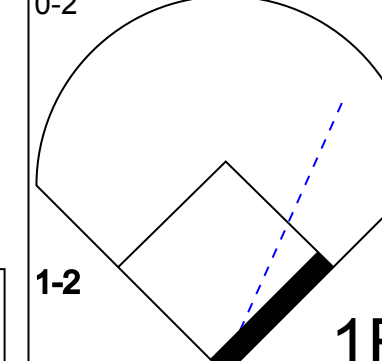
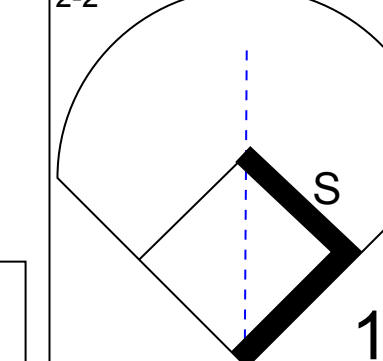
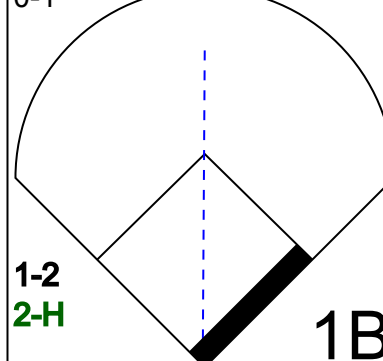
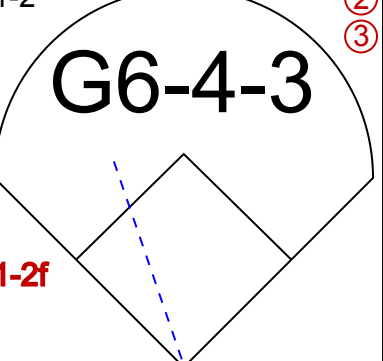
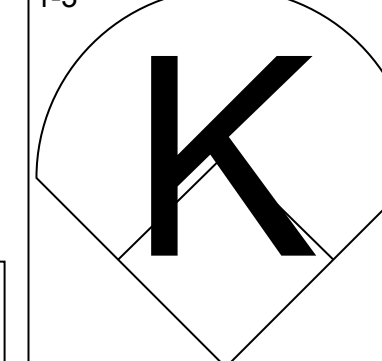
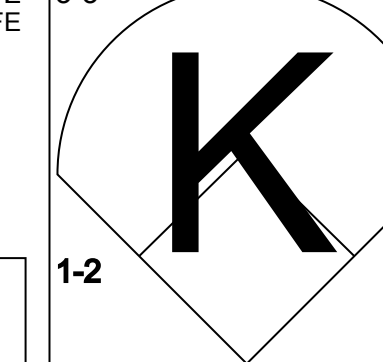
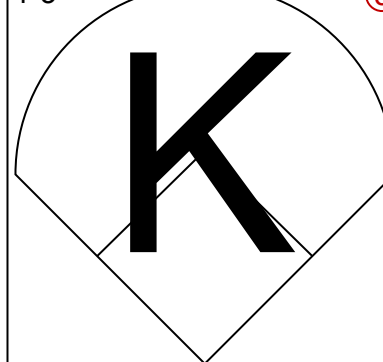
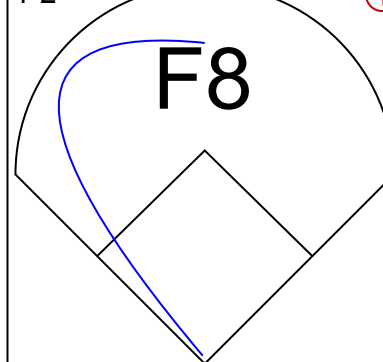
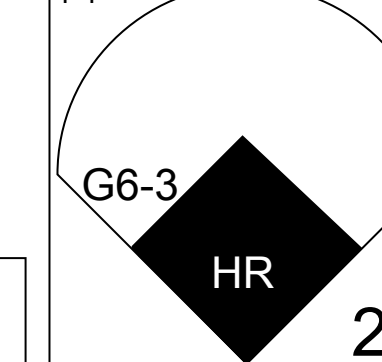


Batter	1	2	3	4	5	6	7	8	9	AB	R	H	RBI	BB	SO	LOB	TOP					
Tony Phillips, S OBP: 0.427, SLG: 0.372 (1, 7)										5	2	2	0	0	1	2						
Darin Erstad, L OBP: 0.353, SLG: 0.455 (1, 3)										4	1	0	0	0	1	3						
Dave Hollins, S OBP: 0.376, SLG: 0.465 (1, 5)										4	0	0	0	1	2	3						
Jim Leyritz, R OBP: 0.358, SLG: 0.453 (1, 2)										4	0	1	2	1	0	1						
Tim Salmon, R OBP: 0.357, SLG: 0.402 (1, 9)										3	2	3	3	1	0	0						
16 Garrett Anderson, L OBP: 0.371, SLG: 0.412 (1, 8)										5	1	1	0	0	1	6						
Eddie Murray, S OBP: 0.273, SLG: 0.321 (1, 10)										4	0	0	1	0	0	1						
Craig Grebeck, R OBP: 0.375, SLG: 0.455 (1, 4)										4	0	3	1	0	0	0						
Gary Disarcina, R OBP: 0.275, SLG: 0.364 Orlando Palmeiro, L OBP: 0.353, SLG: 0.228 (1, 6)										2	0	0	0	0	0	2						
Inning Stats	R: 0 E: 0 K: 2 S: 8	H: 0 LOB: 0 BB: 0 P: 11	R: 2 E: 0 K: 0 S: 11	H: 3 LOB: 1 BB: 0 P: 19	R: 1 E: 0 K: 0 S: 6	H: 1 LOB: 2 BB: 2 P: 17	R: 0 E: 0 K: 0 S: 9	H: 1 LOB: 1 BB: 0 P: 14	R: 0 E: 0 K: 1 S: 8	H: 0 LOB: 0 BB: 0 P: 13	R: 1 E: 0 K: 0 S: 6	H: 1 LOB: 0 BB: 1 P: 10	R: 2 E: 0 K: 1 S: 10	H: 2 LOB: 2 BB: 1 P: 21	R: 0 E: 0 K: 0 S: 10	H: 1 LOB: 1 BB: 0 P: 12	R: 1 E: 0 K: 1 S: 13	H: 1 LOB: 1 BB: 0 P: 18	1B: 4 2B: 5 3B: 0 HR: 1	SF: 1 SAC: 0 DP: 0 HBP: 2	WP: 0 PB: 0 SB: 0 CS: 0	PA: 42
PITCHER	IP	WLS	BF	H	R	ER	SO	BB	IBB	HBP	BLK	WP	HR	S	P	ERA	WHIP					
Scott Aldred, L ERA: 7.01 Frankie Rodriguez, R ERA: 6.06 Greg Swindell, L ERA: 4.2 Rick Aguilera, R ERA: 4.55	6.0	26	6	4	4	3	2	0	0	0	0	0	1	50	87	6.00	1.333					
	0.2	6	2	2	2	1	0	1	1	0	0	0	0	8	17	27.00	3.000					
	1.1	W	5	1	0	0	0	0	0	0	0	0	0	12	16	0.00	0.750					
	1.0	S	5	1	1	1	1	0	0	1	0	0	0	13	18	9.00	1.000					

Anaheim Angels @ Minnesota Twins
Hubert H. Humphrey Metrodome, Minneapolis, MN
Fri Jun 06 1997, 8:05 PM EDT
Att: 21,045 - Dome - 68 F

AB 36
R 7
H 10
RBI 7
BB 3
SO 5
LOB 19



Batter	1	2	3	4	5	6	7	8	9	AB	R	H	RBI	BB	SO	LOB	BOTTOM					
Chuck Knoblauch, R OBP: 0.402, SLG: 0.358 (1, 4)										5	1	1	0	0	1	1						
Roberto Kelly, R OBP: 0.348, SLG: 0.388 Matt Lawton, L OBP: 0.377, SLG: 0.432 (1, 9)										2	2	1	0	2	0	0						
Paul Moltis, R OBP: 0.380, SLG: 0.415 (1, 10)										5	3	4	4	0	0	1						
Terry Steinbach, R OBP: 0.340, SLG: 0.412 (1, 2)										5	0	1	1	0	1	5						
Ron Coomer, R OBP: 0.348, SLG: 0.473 (1, 5)										5	1	2	2	0	1	4						
Marty Cordova, R OBP: 0.328, SLG: 0.475 (1, 7)										5	0	2	1	0	0	2						
Greg Colbrunn, R OBP: 0.302, SLG: 0.414 Scott Stahoviak, L OBP: 0.271, SLG: 0.395 (1, 3)										2	0	0	0	1	1	1						
Darrin Jackson, R OBP: 0.263, SLG: 0.444 (1, 8)										4	0	2	1	0	1	3						
Pat Meares, R OBP: 0.335, SLG: 0.466 (1, 6)										4	1	1	0	0	2	3						
Inning Stats	R: 0 E: 0 K: 2 S: 13	H: 1 LOB: 2 BB: 1 P: 20	R: 0 E: 0 K: 2 S: 12	H: 1 LOB: 0 BB: 0 P: 18	R: 4 E: 0 K: 2 S: 22	H: 5 LOB: 2 BB: 1 P: 36	R: 1 E: 0 K: 0 S: 4	H: 1 LOB: 1 BB: 1 P: 14	R: 0 E: 0 K: 0 S: 7	H: 0 LOB: 0 BB: 0 P: 11	R: 0 E: 0 K: 0 S: 6	H: 0 LOB: 0 BB: 0 P: 10	R: 1 E: 0 K: 1 S: 19	H: 3 LOB: 2 BB: 0 P: 28	R: 3 E: 0 K: 0 S: 14	H: 3 LOB: 1 BB: 1 P: 23	R: 0 E: 0 K: 0 S: 14	H: 0 LOB: 0 BB: 0 P: 23	1B: 12 2B: 2 3B: 0 HR: 1	SF: 0 SAC: 0 DP: 1 HBP: 0	WP: 0 PB: 1 SB: 3 CS: 0	PA: 42
PITCHER	IP	WLS	BF	H	R	ER	SO	BB	IBB	HBP	BLK	WP	HR	S	P	ERA	WHIP					
Chuck Finley, L ERA: 5.2 Rich DelLucia, R ERA: 3.29 Mike Holtz, L ERA: 1.2 Pep Harris, R ERA: 4.38	6.0	29	5	5	5	6	3	0	0	0	0	0	0	12	20	13.50	3.000					
	0.1	2	1	0	0	1	0	0	0	0	0	0	0	7	8	0.00	3.000					
	1.0	L	7	3	3	3	0	1	0	0	0	0	1	14	23	27.00	4.000					

Anaheim Angels @ Minnesota Twins
Hubert H. Humphrey Metrodome, Minneapolis, MN
Fri Jun 06 1997, 8:05 PM EDT
Att: 21,045 - Dome - 68 F

AB 38
R 9
H 15
RBI 9
BB 4
SO 7
LOB 20



Batter	1	2	3	4	5	6	7	8	9	AB	R	H	RBI	BB	SO	LOB	TOP					
Tony Phillips, S OBP: 0.424, SLG: 0.370 (1, 10)	F9		BB 1B		G6-3			G3		4	0	1	0	0	0	1						
Darin Erstad, L OBP: 0.356, SLG: 0.459 (1, 3)	K		BB BB BB				G4-3		G3 1B 2B	3	1	1	0	1	1	0						
Dave Hollins, S OBP: 0.371, SLG: 0.458 Jack Howell, L OBP: 0.333, SLG: 0.551 (6, 5)	K		BB BB				G4-3		G3	3	0	0	0	0	2	2						
Jim Edmonds, L OBP: 0.370, SLG: 0.535 (1, 8)							G4-3		K	4	0	2	0	0	1	1						
Tim Salmon, R OBP: 0.355, SLG: 0.399 (1, 9)	F9									4	0	1	1	0	1	2						
16 Garret Anderson, L OBP: 0.365, SLG: 0.404 (1, 7)	G4-3				G6-3			P4		4	0	0	0	0	0	3						
Chad Kreuter, S OBP: 0.308, SLG: 0.319 (1, 2)	G1-3							G1-3		3	0	0	0	0	1	2						
Luis Alicaia, S OBP: 0.397, SLG: 0.438 (1, 4)					G6-3			G1-6-3 BB		1	0	0	0	2	0	0						
Craig Grebeck, R OBP: 0.373, SLG: 0.448 (1, 6)	F7							G1-6-3		3	0	1	0	0	0	1						
Inning Stats	R: 0 E: 0 K: 2 S: 7	H: 0 LOB: 0 BB: 0 P: 9	R: 0 E: 0 K: 0 S: 5	H: 1 LOB: 1 BB: 0 P: 6	R: 0 E: 0 K: 1 S: 9	H: 1 LOB: 2 BB: 1 P: 18	R: 0 E: 0 K: 1 S: 8	H: 1 LOB: 1 BB: 0 P: 14	R: 0 E: 0 K: 0 S: 9	H: 0 LOB: 0 BB: 0 P: 17	R: 0 E: 0 K: 1 S: 5	H: 0 LOB: 0 BB: 0 P: 7	R: 0 E: 0 K: 1 S: 8	H: 0 LOB: 0 BB: 0 P: 11	R: 0 E: 0 K: 0 S: 5	H: 0 LOB: 0 BB: 1 P: 10	R: 1 E: 0 K: 1 S: 12	H: 2 LOB: 1 BB: 0 P: 16	1B: 4 2B: 2 3B: 0 HR: 0	SF: 0 SAC: 0 DP: 2 HBP: 0	WP: 0 PB: 0 SB: 0 CS: 1	PA: 33
PITCHER Brad Radke, R ERA: 4.6 (1, 1)	IP: 9.0 WLS: W BF: 33 H: 6 R: 1 ER: 1 SO: 6 BB: 3 IBB: 0 HBP: 0 BLK: 0 WP: 0 HR: 0 S: 68 P: 108 ERA: 1.00 WHIP: 1.000															PITCHER						

Anaheim Angels @ Minnesota Twins
Hubert H. Humphrey Metrodome, Minneapolis, MN
Sat Jun 07 1997, 8:05 PM EDT
Att: 16,395 - Dome

AB 30
R 1
H 6
RBI 1
BB 3
SO 6
LOB 13



Batter	1	2	3	4	5	6	7	8	9	AB	R	H	RBI	BB	SO	LOB	BOTTOM					
Chuck Knoblauch, R OBP: 0.402, SLG: 0.364 (1, 4)	S 2B 1B				G4-3			G4-3		5	1	2	0	0	1	0						
Roberto Kelly, R OBP: 0.343, SLG: 0.381 (1, 9)	K						E6 BB 1B	L3		5	1	1	0	0	1	3						
Paul Molitor, R OBP: 0.380, SLG: 0.420 (1, 10)	1B 2B						1B BB FC5	G4-3		5	2	2	1	0	1	3						
Terry Steinbach, R OBP: 0.349, SLG: 0.416 (1, 2)	1B 1B						FC5 1B BB	F9		3	1	2	0	1	0	0						
Ron Coomer, R OBP: 0.352, SLG: 0.474 (1, 5)	1B				L7		1B FC5	G4-3		4	1	2	2	0	0	1						
Marty Cordova, R OBP: 0.324, SLG: 0.462 (1, 7)	K				F8		1B 1B FC5			4	0	1	1	0	1	5						
Greg Colbrunn, R OBP: 0.307, SLG: 0.417 (1, 3)	1B				F8		G5-3 1B	K		4	0	2	1	0	1	2						
Darrin Jackson, R OBP: 0.262, SLG: 0.431 (1, 8)	K				P3		1B 1B	G6-3		4	0	1	1	0	1	2						
Pat Meares, R OBP: 0.333, SLG: 0.458 (1, 6)	G1-3				L9		G5-3	2B BB		3	0	0	0	1	0	3						
Inning Stats	R: 3 E: 0 K: 3 S: 21	H: 5 LOB: 2 BB: 0 P: 29	R: 0 E: 0 K: 1 S: 9	H: 1 LOB: 0 BB: 0 P: 14	R: 0 E: 0 K: 0 S: 6	H: 1 LOB: 1 BB: 0 P: 8	R: 0 E: 0 K: 0 S: 5	H: 0 LOB: 0 BB: 0 P: 7	R: 3 E: 1 K: 0 S: 19	H: 4 LOB: 2 BB: 1 P: 32	R: 0 E: 0 K: 0 S: 6	H: 0 LOB: 0 BB: 0 P: 10	R: 0 E: 0 K: 1 S: 8	H: 1 LOB: 1 BB: 0 P: 12	R: 0 E: 0 K: 1 S: 13	H: 1 LOB: 2 BB: 1 P: 20	R: 0 E: 0 K: 1 S: 12	H: 1 LOB: 2 BB: 1 P: 20	1B: 11 2B: 2 3B: 0 HR: 0	SF: 0 SAC: 0 DP: 1 HBP: 0	WP: 0 PB: 0 SB: 1 CS: 0	PA: 39
PITCHER Matt Perisho, L ERA: 10.22 Shigetoshi Hasegawa, R ERA: 4.72 (5, 1)	IP: 4.1 WLS: L BF: 26 H: 11 R: 6 ER: 5 SO: 4 BB: 1 IBB: 0 HBP: 0 BLK: 0 WP: 0 HR: 0 S: 59 P: 89 ERA: 10.38 WHIP: 2.769															PITCHER						

Anaheim Angels @ Minnesota Twins
Hubert H. Humphrey Metrodome, Minneapolis, MN
Sat Jun 07 1997, 8:05 PM EDT
Att: 16,395 - Dome

AB 37
R 6
H 13
RBI 6
BB 2
SO 6
LOB 19



Batter	1	2	3	4	5	6	7	8	9	AB	R	H	RBI	BB	SO	LOB	TOP							
Tony Phillips, S OBP: 0.426, SLG: 0.378 (1, 10)	P4	P4		1B		1B	F7		HR	5	1	2	1	1	0	2								
Darin Erstad, L OBP: 0.399, SLG: 0.476 (1, 3)	2B	1B	G4-3	SF8		1B	1B	G6-3	HR	5	3	3	4	0	0	0								
Dave Hollins, S OBP: 0.374, SLG: 0.450 (1, 5)	P3		B1-3	K		1B	1B	K	F8	6	1	1	0	0	2	2								
Tim Salmon, R OBP: 0.368, SLG: 0.428 (1, 9)	1H	2B	1B	1B		1B	1B	BB	G5-3	3	2	2	1	3	0	0								
Jim Edmonds, L OBP: 0.375, SLG: 0.536 (1, 8)	F9		1B	1B		1B	1B	G4-3		5	0	3	2	0	0	2								
Jim Leyritz, R OBP: 0.350, SLG: 0.439 (1, 2)		16 G4-3 2B	1B	1B		SF7	G5-3		G6-3	3	1	1	2	1	0	2								
16 Garret Anderson, L OBP: 0.360, SLG: 0.397 (1, 7)	G4-3		F9			K		G4-3		5	1	1	0	0	1	4								
Luis Alicaia, S OBP: 0.407, SLG: 0.450 (1, 4)		2H	2B			G6-3	F7	F7	1B	5	1	2	1	0	0	1								
Gary Disarcina, R OBP: 0.278, SLG: 0.362 (1, 6)	P5		1B	SF8		1B	P3		HR	5	2	3	1	0	0	1								
Inning Stats	R: 1 E: 0 K: 0 S: 9	H: 2 LOB: 1 BB: 0 P: 10	R: 1 E: 0 K: 0 S: 9	H: 1 LOB: 1 BB: 1 P: 21	R: 1 E: 0 K: 0 S: 13	H: 2 LOB: 2 BB: 1 P: 20	R: 1 E: 0 K: 1 S: 8	H: 2 LOB: 1 BB: 0 P: 13	R: 1 E: 0 K: 1 S: 8	H: 2 LOB: 1 BB: 0 P: 8	R: 2 E: 0 K: 0 S: 15	H: 3 LOB: 2 BB: 2 P: 26	R: 0 E: 0 K: 0 S: 8	H: 1 LOB: 1 BB: 0 P: 13	R: 0 E: 0 K: 1 S: 8	H: 0 LOB: 1 BB: 1 P: 16	R: 5 E: 0 K: 0 S: 19	H: 5 LOB: 0 BB: 0 P: 27	1B: 15 2B: 2 3B: 0 HR: 1	SF: 2 SAC: 0 DP: 0 HBP: 0	WP: 0 PB: 0 SB: 0 CS: 0	PA: 49		
PITCHER	IP	WLS	BF	H	R	ER	SO	BB	IBB	HBP	BLK	WP	HR	S	P	ERA	WHIP							
Glendon Rusch, L ERA: 5.81 (1, 1)	5.2	L	30	11	7	7	2	3	0	0	0	0	0	57	88	11.12	2.471							
Jose Santiago, R ERA: (6, 1)	1.1		7	2	0	0	0	1	0	0	0	0	0	13	23	0.00	2.250							
Mike Williams, R ERA: 7.56 (8, 1)	1.1		8	3	3	3	1	1	0	0	0	0	0	18	29	20.25	3.000							
Larry Casian, L ERA: 8.53 (9, 1)	0.2		4	2	2	2	0	0	0	0	0	0	1	9	14	27.00	3.000							

Anaheim Angels @ Kansas City Royals
Kauffman Stadium, Kansas City, MO
Mon Jun 09 1997, 7:05 PM CDT
Att: 15,876 - Unknown - 73 F

AB 42
R 12
H 18
RBI 12
BB 5
SO 3
LOB 14



Batter	1	2	3	4	5	6	7	8	9	AB	R	H	RBI	BB	SO	LOB	BOTTOM							
Jose Offerman, S OBP: 0.387, SLG: 0.448 (1, 4)	1B	2B	G5-3		F8		F7		F9	5	1	1	0	0	0	0								
Bjo Roberts, S OBP: 0.357, SLG: 0.396 (1, 7)	1B		G4-3			HR	G6-3			4	1	2	0	0	0	0								
Johnny Damon, L OBP: 0.356, SLG: 0.478 (8, 7)	2-3	1B				1B				0	0	0	0	0	0	0								
Jay Bell, R OBP: 0.368, SLG: 0.472 (1, 6)	K		F8			HR	BB			3	1	1	2	1	1	2								
Jeff King, R OBP: 0.388, SLG: 0.413 (1, 3)	P6			FC6-4 BB		HR	F8			3	1	1	0	1	0	3								
Chili Davis, S OBP: 0.418, SLG: 0.482 (1, 10)	FC5-4		FC6-4 S			HR	G4-3			4	1	2	3	0	0	1								
Joe Vitiello, R OBP: 0.339, SLG: 0.351 (1, 9)	FC5-4		P4			1B	K2-3			3	0	0	0	1	1	3								
Craig Paquette, R OBP: 0.251, SLG: 0.358 (1, 5)		P5		F7		F8		K		4	0	0	0	0	1	2								
Mike Macfarlane, R OBP: 0.236, SLG: 0.263 (1, 2)	L8				K	CS	P6			4	0	1	0	0	1	0								
Tom Goodwin, L OBP: 0.316, SLG: 0.341 (1, 8)	K				P4	1B	F9			4	0	0	0	0	2	2								
Inning Stats	R: 1 E: 0 K: 1 S: 11	H: 3 LOB: 2 BB: 0 P: 19	R: 0 E: 0 K: 1 S: 10	H: 0 LOB: 0 BB: 0 P: 14	R: 0 E: 0 K: 0 S: 7	H: 0 LOB: 1 BB: 1 P: 15	R: 0 E: 0 K: 1 S: 7	H: 0 LOB: 0 BB: 0 P: 10	R: 4 E: 0 K: 1 S: 16	H: 5 LOB: 2 BB: 1 P: 27	R: 0 E: 0 K: 0 S: 10	H: 0 LOB: 1 BB: 1 P: 16	R: 0 E: 0 K: 2 S: 9	H: 0 LOB: 0 BB: 0 P: 14	R: 0 E: 0 K: 0 S: 6	H: 0 LOB: 0 BB: 0 P: 8	1B: 5 2B: 2 3B: 0 HR: 2	SF: 0 SAC: 0 DP: 1 HBP: 0	WP: 0 PB: 0 SB: 2 CS: 1	PA: 37				
PITCHER	IP	WLS	BF	H	R	ER	SO	BB	IBB	HBP	BLK	WP	HR	S	P	ERA	WHIP							
Allen Watson, L ERA: 5.6 (1, 1)	5.0	W	24	7	5	5	3	2	0	0	0	0	0	28	44	0.00	1.800							
Rich DeLucia, R ERA: 2.93 (6, 1)	3.0		10	1	0	0	3	1	0	0	0	0	0	6	8	0.00	0.667							
Mike Holtz, L ERA: 1.13 (9, 1)	1.0		3	0	0	0	0	0	0	0	0	0	0	6	8	0.00	0.000							

Anaheim Angels @ Kansas City Royals
Kauffman Stadium, Kansas City, MO
Mon Jun 09 1997, 7:05 PM CDT
Att: 15,876 - Unknown - 73 F

AB 34
R 5
H 8
RBI 5
BB 3
SO 6
LOB 13



Batter	1	2	3	4	5	6	7	8	9	AB	R	H	RBI	BB	SO	LOB	TOP										
Tony Phillips, S (1, 10) OBP: 0.427, SLG: 0.382	G4-3		F8			1B 2B		1B BB		3	0	1	0	1	0	0	Anaheim Angels @ Kansas City Royals Kauffman Stadium, Kansas City, MO Tue Jun 10 1997, 7:05 PM CDT Att: 14,774 - Unknown - 75 F										
Darin Erstad, L (1, 3) OBP: 0.382, SLG: 0.477	K		F9			2B 1B		1B		4	1	2	0	0	1	0											
Jim Edmonds, L (1, 8) OBP: 0.373, SLG: 0.535	F8			P6		WP SF7 2B		FC3-6-5-6 HR		4	2	1	1	0	0	2											
Tim Salmon, R (1, 9) OBP: 0.370, SLG: 0.450		16 1B 2B		G6-3		SF7		HR		3	2	2	3	0	0	0											
16 Garret Anderson, L (1, 7) OBP: 0.358, SLG: 0.395		G4-6-3 1B		F7		G1-3		F8		4	0	1	1	0	0	0											
Jack Howell, L (1, 5) Eddie Murray, S (9, PH) Craig Grebeck, R (9, 5) OBP: 0.333, SLG: 0.529 OBP: 0.277, SLG: 0.331 OBP: 0.373, SLG: 0.448	G4-6-3				1B BB				G1-3	2	0	0	0	1	1	1											
Chad Kreuter, S (1, 2) OBP: 0.326, SLG: 0.368		1B			K			HR		3	1	2	1	1	1	1											
Luis Alicaia, S (1, 4) OBP: 0.404, SLG: 0.446					G4-3			G3		4	0	1	0	0	1	2											
Gary Disarcina, R (1, 6) OBP: 0.273, SLG: 0.355			G6-3		FC6-4			F7		4	0	0	0	0	0	2											
Inning Stats	R: 0 E: 0 K: 1 S: 8	H: 0 LOB: 0 BB: 0 P: 12	R: 1 E: 0 K: 1 S: 11	H: 3 LOB: 1 BB: 0 P: 15	R: 0 E: 0 K: 0 S: 3	H: 0 LOB: 0 BB: 0 P: 5	R: 0 E: 0 K: 0 S: 13	H: 0 LOB: 0 BB: 0 P: 17	R: 0 E: 0 K: 1 S: 9	H: 1 LOB: 1 BB: 1 P: 15	R: 2 E: 0 K: 0 S: 10	H: 3 LOB: 0 BB: 0 P: 16	R: 0 E: 0 K: 1 S: 10	H: 0 LOB: 1 BB: 1 P: 20	R: 2 E: 0 K: 0 S: 11	H: 2 LOB: 0 BB: 1 P: 16		R: 1 E: 0 K: 0 S: 9	H: 1 LOB: 0 BB: 0 P: 15	1B: 5 2B: 3 HR: 2	SF: 1 SAC: 0 DP: 2 HBP: 0	WP: 1 PB: 0 SB: 1 CS: 0	PA: 36				
PITCHER	IP	WLS	BF	H	R	ER	SO	BB	IBB	HBP	BLK	WP	HR	S	P	ERA	WHIP										
Kevin Appier, R (1, 1) ERA: 2.67	8.0	L	32	9	5	5	4	3	0	0	0	1	1	75	116	5.62	1.500										
Larry Casian, L (9, 1) ERA: 8.56	1.0		4	1	1	1	0	0	0	0	0	0	1	9	15	9.00	1.000										

Batter	1	2	3	4	5	6	7	8	9	AB	R	H	RBI	BB	SO	LOB	BOTTOM										
Jose Offerman, S (1, 4) OBP: 0.384, SLG: 0.444	G6-3			P6		G6-3 G1-3 1B		K		4	0	1	0	0	1	0	Anaheim Angels @ Kansas City Royals Kauffman Stadium, Kansas City, MO Tue Jun 10 1997, 7:05 PM CDT Att: 14,774 - Unknown - 75 F										
Tom Goodwin, L (1, 8) OBP: 0.310, SLG: 0.335	F8			P4		G1-3		L7		4	0	0	0	0	1												
Jay Bell, R (1, 6) OBP: 0.362, SLG: 0.464	P2			F7		G6-3		G6-3		4	0	0	0	0	1												
Jeff King, R (1, 3) OBP: 0.390, SLG: 0.420		G4-6-3 1B			1B 2B	G5-3		F7		4	1	2	0	0	1												
Chili Davis, S (1, 10) OBP: 0.415, SLG: 0.476		G4-6-3			1B		G3	F8		4	0	1	1	0	1												
Johnny Damon, L (1, 7) OBP: 0.367, SLG: 0.493		P3			1B		G6-3	2B		4	1	3	0	0	0												
Mike Macfarlane, R (1, 2) OBP: 0.227, SLG: 0.252			L7		L7		E9 G6-3	P4		4	0	0	0	0	4												
Scott Cooper, L (1, 5) OBP: 0.244, SLG: 0.316			F8		F7		G6-3			3	0	0	1	0	3												
David Howard, S (1, 9) Bip Roberts, S (7, PH) Craig Paquette, R (8, 7) OBP: 0.315, SLG: 0.382 OBP: 0.355, SLG: 0.394 OBP: 0.251, SLG: 0.358			P5		F8		P5			2	0	0	0	0	2												
										1	0	0	0	0	1												
										0	0	0	0	0	0												
Inning Stats	R: 0 E: 0 K: 0 S: 7	H: 0 LOB: 0 BB: 0 P: 8	R: 0 E: 0 K: 0 S: 4	H: 1 LOB: 0 BB: 0 P: 9	R: 0 E: 0 K: 0 S: 5	H: 0 LOB: 0 BB: 0 P: 11	R: 0 E: 0 K: 0 S: 7	H: 0 LOB: 0 BB: 0 P: 10	R: 1 E: 0 K: 0 S: 12	H: 3 LOB: 2 BB: 0 P: 15	R: 0 E: 0 K: 0 S: 9	H: 1 LOB: 1 BB: 0 P: 13	R: 1 E: 1 K: 0 S: 17	H: 1 LOB: 1 BB: 0 P: 24	R: 0 E: 0 K: 1 S: 5	H: 0 LOB: 0 BB: 0 P: 6	R: 0 E: 0 K: 0 S: 14	H: 1 LOB: 1 BB: 0 P: 22	1B: 5 2B: 2 HR: 0	SF: 0 SAC: 0 DP: 1 HBP: 0	WP: 0 PB: 0 SB: 0 CS: 0	PA: 34					
PITCHER	IP	WLS	BF	H	R	ER	SO	BB	IBB	HBP	BLK	WP	HR	S	P	ERA	WHIP										
Jason Dickson, R (1, 1) ERA: 3.27	7.0	W	27	6	2	1	0	0	0	0	0	0	0	61	90	1.29	0.857										
Mike James, R (8, 1) ERA: 3.56	1.0		3	0	0	0	1	0	0	0	0	0	0	5	6	0.00	0.000										
Troy Percival, R (9, 1) ERA: 4.38	1.0		4	1	0	0	0	0	0	0	0	0	0	14	22	0.00	1.000										

AB	32
R	6
H	10
RBI	6
BB	3
SO	4
LOB	8



AB	34
R	2
H	7
RBI	2
BB	0
SO	1
LOB	14



Batter	1	2	3	4	5	6	7	8	9	AB	R	H	RBI	BB	SO	LOB	TOP			
Rickey Henderson, R OBP: 0.429, SLG: 0.387	(1, 10) K		(3-2) HR		(1-3) K		(2-1) E 1-2 1B		(3-2) F7	5	1	2	1	0	2	0	San Diego Padres @ Anaheim Angels Anaheim Stadium, Anaheim, CA Thu Jun 12 1997, 10:05 PM EDT Att: 22,164 - Unknown - 65 F			
Tony Gwynn, L OBP: 0.434, SLG: 0.594	(1, 9) 1B		(3-3) K		(0-0) F8		(1-2) E5 1-3 2-H 1B		(1-2) G4-3	5	0	2	0	0	1	0				
Steve Finley, L OBP: 0.306, SLG: 0.465	(1, 8) FC6-4 1-2 1B		(1-0) F7		(0-1) L8		(1-3) K		(1-1) F9	5	0	1	0	0	1	2				
Ken Caminiti, S OBP: 0.325, SLG: 0.386	(1, 5) K		(3-2) 1B 2B			(2-1) L9				4	1	1	0	0	2	4				
Chris Jones, R OBP: 0.307, SLG: 0.455	(1, 7) FC6-4 1-2		(0-0) 2H 1B			(4-2) BB			(1-3) K	3	0	1	1	1	1	2				
Archi Cianfrocco, R OBP: 0.338, SLG: 0.370 Wally Joyner, L OBP: 0.378, SLG: 0.472	(1, 3) K (8, PH) (8, 3)		(2-3) G6-3			(0-2) F8			(2-0) BB 1B	3	0	0	0	0	1	2				
Quilvio Veras, S OBP: 0.315, SLG: 0.313		(3-1) G6-3		(1-0) G6-3		(1-1) L6			(0-0) L6	4	0	0	0	0	0	2				
Chris Gomez, R OBP: 0.331, SLG: 0.345		(2-0) F9		(1-1) F9			(1-2) F8		(4-1) BB	3	0	0	0	1	0	0				
John Flaherty, R OBP: 0.279, SLG: 0.325			(1-0) HR	(2-2) G6-3			(4-1) 1B E BB		(1-1) G6-3	3	2	1	1	1	0	2				
Inning Stats	R: 0 E: 0 K: 2 S: 12	H: 2 LOB: 2 BB: 0 P: 18	R: 0 E: 0 K: 1 S: 6	H: 0 LOB: 0 BB: 0 P: 13	R: 3 E: 0 K: 1 S: 18	H: 4 LOB: 1 BB: 0 P: 30	R: 0 E: 0 K: 0 S: 6	H: 0 LOB: 0 BB: 0 P: 10	R: 0 E: 0 K: 1 S: 7	H: 0 LOB: 1 BB: 1 P: 16	R: 1 E: 1 K: 2 S: 18	H: 2 LOB: 2 BB: 1 P: 29	R: 0 E: 0 K: 1 S: 8	H: 1 LOB: 2 BB: 1 P: 16	R: 0 E: 0 K: 0 S: 9	H: 0 LOB: 0 BB: 0 P: 14		1B: 6 2B: 1 3B: 0 HR: 2	SF: 0 SAC: 0 DP: 0 HBP: 0	WP: 0 PB: 0 SB: 0 CS: 0
PITCHER	IP WLS BF H R ER SO BB IBB HBP BLK WP HR S P ERA WHIP																			
Matt Perisho, L ERA: 8.2	(1, 1) 6.1 28 7 4 3 5 2 0 0 0 0 0 2 64 108 4.26 1.421																			
Mike Holtz, L ERA: 1.1	(7, 1) 0.1 2 1 0 0 1 0 0 0 0 0 0 0 6 8 0.00 3.000																			
Mike James, R ERA: 3.41	(7, 1) 1.1 W 6 1 0 0 2 1 0 0 0 0 0 0 0 14 24 0.00 1.500																			
Troy Percival, R ERA: 4.05	(9, 1) 1.0 3 0 0 0 0 0 0 0 0 0 0 0 9 14 0.00 0.000																			

Batter	1	2	3	4	5	6	7	8	9	AB	R	H	RBI	BB	SO	LOB	BOTTOM			
Tony Phillips, S OBP: 0.426, SLG: 0.396	(1, 10) G6-3		(3-2) G6-3		(3-2) G4-6-3 1-3 2-H 1B		(0-1) HR		(1-1) P9	5	1	2	2	0	0	5	San Diego Padres @ Anaheim Angels Anaheim Stadium, Anaheim, CA Thu Jun 12 1997, 10:05 PM EDT Att: 22,164 - Unknown - 65 F			
Darin Erstad, L OBP: 0.381, SLG: 0.480	(1, 3) F8		(2-3) K		(0-1) G4-6-3 1-2		(4-2) BB		(3-1) HR	4	1	1	1	1	1	2				
Dave Hollins, S OBP: 0.381, SLG: 0.473	(1, 5) G5-3		(2-2) 1B			(3-2) HR		(3-3) K		(3-2) G3	5	1	2	1	0	1				
Tim Salmon, R OBP: 0.372, SLG: 0.449		(1-1) 1B 1B HBP	(1-1) L7		(0-0) G5-3		(0-1) WP 1B 2B		(4-2) 16 1B BB	3	3	1	0	1	0	1				
Jim Edmonds, L OBP: 0.377, SLG: 0.534		(0-0) 1B FC5-2 1B	(0-2) 1B		(1-2) F7		(3-2) 16 1B SF8		(1-2) 16 1B 1B	5	1	4	1	0	0	0				
16 Garrett Anderson, L OBP: 0.397, SLG: 0.393		(0-1) F7	(2-0) F8		(0-0) 1B		(0-0) BB		(0-2) 1B	5	0	3	1	0	0	4				
Chad Kreuter, S OBP: 0.319, SLG: 0.358		(0-0) FC5-2 1B		(2-0) L8		(1-1) K		(1-1) P6		(3-1) P6	5	0	1	0	0	1		4		
Luis Alicaia, S OBP: 0.411, SLG: 0.449		(0-1) FC5-2 1B		(2-2) 1B 1B		(2-2) F9		(4-2) BB			3	1	2	1	1	0		0		
Gary Disarcina, R OBP: 0.273, SLG: 0.355		(0-1) FC5-2		(0-0) 1B		(0-0) B3		(1-0) SF8			3	0	1	1	0	0		3		
Inning Stats	R: 0 E: 0 K: 0 S: 8	H: 0 LOB: 0 BB: 0 P: 10	R: 1 E: 0 K: 0 S: 12	H: 3 LOB: 3 BB: 0 P: 16	R: 0 E: 0 K: 1 S: 15	H: 2 LOB: 2 BB: 0 P: 22	R: 1 E: 0 K: 0 S: 10	H: 3 LOB: 1 BB: 0 P: 17	R: 1 E: 0 K: 1 S: 11	H: 2 LOB: 1 BB: 0 P: 15	R: 1 E: 0 K: 1 S: 11	H: 1 LOB: 1 BB: 1 P: 20	R: 2 E: 0 K: 0 S: 14	H: 3 LOB: 2 BB: 1 P: 24	R: 2 E: 0 K: 0 S: 14	H: 3 LOB: 1 BB: 1 P: 27		1B: 13 2B: 1 3B: 0 HR: 3	SF: 1 SAC: 0 DP: 1 HBP: 1	WP: 1 PB: 0 SB: 0 CS: 0
PITCHER	IP WLS BF H R ER SO BB IBB HBP BLK WP HR S P ERA WHIP																			
Heath Murray, L ERA: 6.29	(1, 1) 6.0 L 33 14 6 6 3 0 1 0 0 0 0 1 22 109 9.00 2.500																			
Tim Worrell, R ERA: 5.29	(7, 1) 2.0 10 3 2 2 0 2 0 0 0 0 0 1 22 42 9.00 2.500																			

Batter	1	2	3	4	5	6	7	8	9	10	11	12	13	14	AB	R	H	RBI	BB	SO	LOB	TOP		
Rickey Henderson, R OBP: 0.426, SLG: 0.358	G5-3		G5-3		P4		FC3-6 HBP	1B			F8				5	0	1	1	1	0	0			
Tony Gwynn, L OBP: 0.431, SLG: 0.588	E 2B		G6-3				FC3-6	F7			G4-3		F9		6	1	1	0	0	0	4			
Steve Finley, L OBP: 0.305, SLG: 0.456	F7				F8		FC3-6				F8		G4-3		6	0	1	0	1	0	5			
Ken Caminiti, S OBP: 0.324, SLG: 0.388	E8 1B		K				HR 2B	K			F7		K		7	1	2	1	0	4	3			
Wally Joyner, L OBP: 0.385, SLG: 0.488					P5		HR 2B				G3-1		G4-3		5	1	2	2	2	0	0			
Greg Vaughn, R OBP: 0.295, SLG: 0.377	P2				F8		F8				P3		K		6	2	1	1	1	2	4			
Quilvio Veras, S OBP: 0.323, SLG: 0.327			G4-3		G3						P5				7	1	4	1	0	0	0			
Chris Gomez, R OBP: 0.329, SLG: 0.352	F9				G5-3		F7				CS 1B		P2		7	1	2	1	0	1	2			
John Flaherty, R OBP: 0.276, SLG: 0.333			G4-3				F8				G3				4	0	1	1	0	0	1			
Chris Jones, R OBP: 0.307, SLG: 0.455															0	1	0	0	0	0	0			
Carlos Hernandez, R OBP: 0.276, SLG: 0.373															2	0	1	0	0	0	1			
Inning Stats	R: 1 E: 1 K: 0 S: 12	H: 2 LOB: 2 BB: 1 P: 25	R: 0 E: 0 K: 0 S: 4	H: 0 LOB: 0 BB: 0 P: 6	R: 0 E: 0 K: 1 S: 11	H: 0 LOB: 1 BB: 1 P: 19	R: 0 E: 0 K: 0 S: 8	H: 1 LOB: 1 BB: 0 P: 11	R: 0 E: 0 K: 0 S: 6	H: 0 LOB: 1 BB: 0 P: 17	R: 0 E: 0 K: 1 S: 7	H: 2 LOB: 1 BB: 0 P: 13	R: 0 E: 0 K: 0 S: 10	H: 1 LOB: 0 BB: 0 P: 20	R: 0 E: 0 K: 2 S: 13	H: 1 LOB: 1 BB: 1 P: 22	R: 0 E: 0 K: 0 S: 12	H: 1 LOB: 2 BB: 1 P: 24	R: 0 E: 0 K: 2 S: 17	H: 1 LOB: 1 BB: 1 P: 28	1B: 9 2B: 4 3B: 1 HR: 2	SF: 0 SAC: 0 DP: 0 HBP: 2	WP: 0 PB: 0 SB: 1 CS: 3	PA: 63
PITCHER	IP	WLS	BF	H	R	ER	SO	BB	IBB	HBP	BLK	WP	HR	S	P	ERA	WHIP							
Dennis Springer, R ERA: 5.89	6.0		27	6	4	4	1	0	0	0	0	0	0	8	14	0.00	0.000							
Mike Holtz, L ERA: 1.02	1.1	5	0	0	0	0	1	0	0	0	0	0	0	0	0	0.00	0.000							
Mike James, L ERA: 4.22	0.1	5	4	3	3	0	0	0	0	0	0	0	0	0	0	81.00	12.000							
Pep Harris, R ERA: 4.23	1.1	5	2	0	0	0	1	0	0	0	0	0	0	0	13	22	0.00	1.500						
Troy Percival, R ERA: 3.77	1.0	3	1	0	0	0	0	0	0	0	0	0	0	0	10	13	0.00	1.000						
PITCHER	IP	WLS	BF	H	R	ER	SO	BB	IBB	HBP	BLK	WP	HR	S	P	ERA	WHIP							
Rich DeLucia, R ERA: 2.94	3.0		12	2	0	0	2	1	0	0	0	0	0	0	17	28	0.00	1.333						
Shigetoshi Hasegawa, R ERA: 4.8	1.0	L	5	1	1	1	2	1	0	0	0	0	0	0	0	9.00	2.000							

San Diego Padres @ Anaheim Angels
Anaheim Stadium, Anaheim, CA
Fri Jun 13 1997, 10:05 PM EDT
Att. 24,664 - Unknown - 68 F

AB 55
R 8
H 16
RBI 8
BB 5
SO 7
LOB 20



Batter	1	2	3	4	5	6	7	8	9	10	11	12	13	14	AB	R	H	RBI	BB	SO	LOB	BOTTOM		
Tony Phillips, S OBP: 0.423, SLG: 0.390	G4-3				F8			G4-3			FC3-2		G1-3		6	0	1	1	1	0	3			
Darin Erstad, L OBP: 0.355, SLG: 0.469	S 1B		FC6-4 2B		L8		G6-3				L6		F7		7	2	1	0	0	0	6			
Dave Hollins, S OBP: 0.390, SLG: 0.487	1B BB		1B 2B		16 BB 1B		F7				2B		CS 1B		6	2	4	2	1	0	0			
Jim Edmonds, L OBP: 0.378, SLG: 0.529	BB 1B		G4-3		16 BB S 1B		F7				F7		F7		6	1	2	1	1	0	2			
Tim Salmon, R OBP: 0.374, SLG: 0.441	1B BB				G4-3			16 BB G6-3 BB			K		G5-3		4	0	0	0	3	1	3			
16 Garret Anderson, L OBP: 0.352, SLG: 0.384	K		G4-3		G4-3		G6-3				K		G4-3		6	0	0	1	1	3	6			
Chad Kreuter, S OBP: 0.333, SLG: 0.376											WP FC3-2 2B				4	0	2	2	1	0	3			
Orlando Palmeiro, L OBP: 0.313, SLG: 0.241															0	0	0	0	0	0	0			
Jim Lavyrie, R OBP: 0.356, SLG: 0.454	1B														0	0	0	0	1	0	0			
Luis Alcega, S OBP: 0.399, SLG: 0.435			L6		G4-3			G4-3			F8		K		6	0	0	0	0	2	3			
Gary Disarcina, R OBP: 0.279, SLG: 0.356	E6 2B				E7 1B 2B		P6				FC3-2 DI BB		G3-1		5	2	1	0	1	0	1			
Inning Stats	R: 3 E: 0 K: 1 S: 17	H: 3 LOB: 2 BB: 2 P: 34	R: 2 E: 1 K: 0 S: 10	H: 1 LOB: 1 BB: 1 P: 20	R: 0 E: 0 K: 0 S: 6	H: 0 LOB: 1 BB: 1 P: 13	R: 0 E: 0 K: 0 S: 3	H: 4 LOB: 3 BB: 2 P: 36	R: 0 E: 0 K: 0 S: 8	H: 0 LOB: 0 BB: 0 P: 9	R: 0 E: 0 K: 0 S: 6	H: 0 LOB: 0 BB: 0 P: 10	R: 0 E: 0 K: 2 S: 13	H: 1 LOB: 3 BB: 1 P: 25	R: 0 E: 0 K: 0 S: 6	H: 1 LOB: 1 BB: 0 P: 6	R: 0 E: 0 K: 1 S: 11	H: 0 LOB: 0 BB: 0 P: 18	R: 0 E: 0 K: 1 S: 9	H: 0 LOB: 0 BB: 0 P: 14	1B: 7 2B: 4 3B: 0 HR: 0	SF: 0 SAC: 0 DP: 1 HBP: 0	WP: 1 PB: 0 SB: 2 CS: 2	PA: 60
PITCHER	IP	WLS	BF	H	R	ER	SO	BB	IBB	HBP	BLK	WP	HR	S	P	ERA	WHIP							
Will Cunnane, R ERA: 5.72	3.2		23	8	7	5	1	2	0	0	0	0	0	30	48	0.00	0.462							
Pete Smith, R ERA: 3.8	4.1	14	0	0	0	1	2	0	0	0	0	0	0	0	30	48	0.00	0.462						
Trevor Hoffman, R ERA: 3.68	3.0	13	3	0	0	2	1	1	0	0	0	0	0	27	46	0.00	1.333							
Doug Bechtler, R ERA: 3.09	2.0	W	7	0	0	0	1	1	0	0	0	0	0	24	39	0.00	0.500							
Tim Worrell, R ERA: 5.21	1.0	S	3	0	0	0	1	0	0	0	0	0	0	9	14	0.00	0.000							

San Diego Padres @ Anaheim Angels
Anaheim Stadium, Anaheim, CA
Fri Jun 13 1997, 10:05 PM EDT
Att. 24,664 - Unknown - 68 F

AB 50
R 7
H 11
RBI 7
BB 10
SO 6
LOB 27



Batter	1	2	3	4	5	6	7	8	9	AB	R	H	RBI	BB	SO	LOB	TOP					
Darryl Hamilton, L OBP: 0.355, SLG: 0.353	2-2 2B		1-1 F8			3-2 PB FC3-2 1B	1-1 F7		4-2 S BB	4	0	2	0	1	0	1	San Francisco Giants @ Anaheim Angels Anaheim Stadium, Anaheim, CA Sun Jun 15 1997, 6:33 AM EDT Att: 30,404 - Cloudy - 75 F					
Jose Vizcaino, S OBP: 0.337, SLG: 0.319	0-3 K2-3		1-1 G4-3			0-0 FC3-2 PB 1B		0-0 CS 1B	2-1 G6-3	5	0	2	1	0	1	2						
Jeff Kent, R OBP: 0.328, SLG: 0.522	2-3 K				0-2 G4-6-3 1B			3-3 K	2-1 F9	5	0	1	0	0	3	5						
Barry Bonds, L OBP: 0.428, SLG: 0.488	4-0 IBB				0-1 G4-6-3 1B			0-3 K	4-0 IBB	2	0	0	0	3	1	1						
Stan Javier, S OBP: 0.380, SLG: 0.390	2-2 L4				1-2 HR 1B			3-2 L8	2-1 L8	5	1	1	0	0	0	7						
J.T. Snow, L OBP: 0.397, SLG: 0.415		0-0 G6-3			1-1 HR 1B			2-0 G6-3		4	1	1	2	0	1	3						
Bill Mueller, S OBP: 0.331, SLG: 0.357		3-2 G4-3			3-2 1B			0-2 E 2B		4	1	2	0	0	0	0						
Marvin Benard, L OBP: 0.353, SLG: 0.283		1-3 K			2-1 L5			0-1 E7		3	0	0	0	0	1	1						
Glenallen Hill, R OBP: 0.271, SLG: 0.438								2H F7		1	0	0	0	0	0	0						
Damon Berryhill, S OBP: 0.404, SLG: 0.366			3-3 K			2-2 1B 1B		0-0 F7		4	1	2	0	0	1	1						
Inning Stats	R: 0 E: 0 K: 2 S: 13	H: 1 LOB: 2 BB: 1 P: 23	R: 0 E: 0 K: 1 S: 9	H: 0 LOB: 0 BB: 0 P: 13	R: 0 E: 0 K: 1 S: 7	H: 0 LOB: 0 BB: 0 P: 12	R: 2 E: 0 K: 0 S: 18	H: 4 LOB: 1 BB: 0 P: 24	R: 1 E: 0 K: 2 S: 18	H: 3 LOB: 3 BB: 1 P: 33	R: 0 E: 0 K: 0 S: 8	H: 1 LOB: 1 BB: 0 P: 11	R: 0 E: 0 K: 2 S: 8	H: 1 LOB: 0 BB: 0 P: 11	R: 1 E: 1 K: 0 S: 10	H: 1 LOB: 1 BB: 0 P: 15	R: 0 E: 0 K: 0 S: 10	H: 0 LOB: 2 BB: 2 P: 24	1B: 8 2B: 2 3B: 0 HR: 1	SF: 0 SAC: 0 DP: 1 HBP: 0	WP: 0 PB: 1 SB: 1 CS: 1	PA: 41
PITCHER	IP WLS BF H R ER SO BB IBB HBP BLK WP HR S P ERA WHIP	IP WLS BF H R ER SO BB IBB HBP BLK WP HR S P ERA WHIP																				
Jason Dickson, R ERA: 3.31	(1, 1) 7.0 L 31 10 3 3 8 0 2 0 0 0 1 81 127 3.86 1.429	(8, 1) 0.2 3 1 1 0 0 0 0 0 0 0 0 0 7 12 0.00 1.500	(8, 1) 0.1 2 0 0 0 0 0 0 0 0 0 0 0 3 3 0.00 0.000	(9, 1) 1.0 5 0 0 0 0 1 1 0 0 0 0 0 10 24 0.00 1.000																		
Batter	1	2	3	4	5	6	7	8	9	AB	R	H	RBI	BB	SO	LOB	BOTTOM					
Tony Phillips, S OBP: 0.413, SLG: 0.377	2-3 K	2-0 P6		4-1 BB BB		1-1 G4-6-3		2-3 K		4	0	0	0	1	2	5	San Francisco Giants @ Anaheim Angels Anaheim Stadium, Anaheim, CA Sun Jun 15 1997, 6:33 AM EDT Att: 30,404 - Cloudy - 75 F					
Orlando Palmeiro, L OBP: 0.339, SLG: 0.262	2-2 BB		1-1 G4-3		4-2 BB BB			0-0 G4-3		2	0	1	1	1	0	0						
Craig Grebeck, R OBP: 0.375, SLG: 0.460					1-2 BB BB					1	0	0	0	0	1	0						
Dave Hollins, S OBP: 0.389, SLG: 0.483					1-2 BB BB					1	0	0	0	0	0	2						
Jim Edmonds, L OBP: 0.377, SLG: 0.532	4-1 BB		3-1 G6-3		2-0 G3-1		1-1 G4-3		1-1 G4-3	4	0	0	0	1	0	3						
Tim Salmon, R OBP: 0.383, SLG: 0.456	0-3 K		2-2 2B		4-2 16 FC4-6 BB		3-1 16 1B		0-0 2B	4	0	3	0	1	1	2						
16 Garret Anderson, L OBP: 0.348, SLG: 0.378	0-2 G4-3		3-1 G4-3		0-0 FC4-6 S		2-1 1B		1-1 F7	5	0	1	0	0	0	5						
Jim Leyritz, R OBP: 0.355, SLG: 0.442		4-2 BB BB		4-2 BB WP BB BB		1-3 K		3-1 L1	3-2 G6-3	3	1	0	0	2	1	4						
Jack Howell, L OBP: 0.328, SLG: 0.509	3-2 L8		1-3 K		2-2 G4-3			1-2 BB 1B		4	0	1	0	0	1	3						
Luis Alicaia, S OBP: 0.398, SLG: 0.432		4-2 BB		1-1 F7		0-0 G6-3		4-0 BB		2	0	0	0	2	0	1						
Gary Disarcina, R OBP: 0.283, SLG: 0.360		2-2 L8		4-1 BB BB		1-1 G4-6-3 1B		2-0 P6		3	0	1	0	1	0	4						
Inning Stats	R: 0 E: 0 K: 2 S: 14	H: 1 LOB: 2 BB: 1 P: 22	R: 0 E: 0 K: 0 S: 13	H: 0 LOB: 2 BB: 2 P: 28	R: 0 E: 0 K: 0 S: 9	H: 1 LOB: 1 BB: 0 P: 18	R: 1 E: 0 K: 1 S: 12	H: 0 LOB: 3 BB: 4 P: 32	R: 0 E: 0 K: 0 S: 5	H: 1 LOB: 0 BB: 0 P: 7	R: 0 E: 0 K: 1 S: 13	H: 2 LOB: 2 BB: 0 P: 24	R: 0 E: 0 K: 1 S: 10	H: 1 LOB: 2 BB: 1 P: 19	R: 0 E: 0 K: 0 S: 8	H: 1 LOB: 1 BB: 0 P: 13	1B: 5 2B: 2 3B: 0 HR: 0	SF: 0 SAC: 0 DP: 1 HBP: 0	WP: 1 PB: 0 SB: 1 CS: 0	PA: 42		
PITCHER	IP WLS BF H R ER SO BB IBB HBP BLK WP HR S P ERA WHIP	IP WLS BF H R ER SO BB IBB HBP BLK WP HR S P ERA WHIP																				
William Van Landingham, R ERA: 4.19	(1, 1) 5.0 W 25 3 1 1 4 8 0 0 0 0 0 0 57 116 1.80 2.000	(6, 1) 1.2 7 3 0 0 1 0 0 0 0 0 0 0 16 26 0.00 1.800	(7, 1) 0.1 3 1 0 0 0 1 0 0 0 0 0 0 5 13 0.00 6.000	(8, 1) 1.0 3 0 0 0 1 0 0 0 0 0 0 0 7 11 0.00 0.000	(9, 1) 1.0 S 4 1 0 0 0 0 0 0 0 0 0 8 13 0.00 1.000																	

Batter	1	2	3	4	5	6	7	8	9	AB	R	H	RBI	BB	SO	LOB	TOP								
Tony Phillips, S OBP: 0.414, SLG: 0.379	0-0 CS 1B		1-0 2B 1B			2-3 K		1-3 K		4	0	2	0	0	2	0	Anaheim Angels @ Los Angeles Dodgers Dodger Stadium, Los Angeles, CA Tue Jun 17 1997, 7:05 PM PDT Att: 41,428 - Unknown - 74 F livebaseballscorecards.com								
Mike James, R (8, 1)										0	0	0	0	0	0	0									
Pep Harris, R (8, 1)										0	0	0	0	0	0	0									
Mike Holtz, L (8, 1)										0	0	0	0	0	0	0									
Troy Percival, R (8, 1)										0	0	0	0	0	0	0									
Jim Edmonds, L OBP: 0.375, SLG: 0.532	2-0 L8		2-2 1-3 2B			1-3 K		3-1 G3		4	0	1	1	0	1	1									
Dave Hollins, S OBP: 0.387, SLG: 0.479	2-2 G4-3 1-2		3-H 1-3 K			2-2 16 2B 1B		1-3 K		4	1	1	0	0	2	3									
Tim Salmon, R OBP: 0.385, SLG: 0.454		2-2 G5-4-3 1B		2-3 K		4-2 16 2B BB		3-2 K		3	1	1	0	1	2	0									
16 Garret Anderson, L OBP: 0.346, SLG: 0.380	0-0 F8		3-2 F9			0-2 1-H 2-H 2B		1-2 G6-3		4	0	1	2	0	0	1									
Jim LeVritz, R OBP: 0.349, SLG: 0.433	1-1 G5-4-3 1-2		1-1 G3			3-1 P3		3-2 G6-3		4	0	0	0	0	0	2									
Chad Kreuter, S OBP: 0.323, SLG: 0.364			3-2 G3		2-0 P2		0-0 F8			3	0	0	0	0	0	0									
Gary Disarcina, R OBP: 0.280, SLG: 0.355			2-1 E5 FC1-6		0-0 G4-3		3-1 P5			3	0	0	0	0	0	0									
Chuck Finley, L (1, 1)			0-0 FC1-6 1B 2B		2-3 K		0-1 F8			3	1	0	0	0	1	1									
Luis Alicea, S OBP: 0.396, SLG: 0.432										0	0	0	0	0	0	0									
Inning Stats	R: 0 E: 0 K: 0 S: 6	H: 1 LOB: 0 BB: 0 P: 10	R: 0 E: 0 K: 0 S: 6	H: 1 LOB: 0 BB: 0 P: 9	R: 1 E: 1 K: 1 S: 14	H: 2 LOB: 2 BB: 0 P: 23	R: 0 E: 0 K: 1 S: 9	H: 0 LOB: 0 BB: 0 P: 15	R: 0 E: 0 K: 1 S: 6	H: 0 LOB: 0 BB: 0 P: 10	R: 2 E: 0 K: 2 S: 19	H: 2 LOB: 1 BB: 1 P: 31	R: 0 E: 0 K: 0 S: 5	H: 0 LOB: 0 BB: 0 P: 8	R: 0 E: 0 K: 2 S: 8	H: 0 LOB: 0 BB: 0 P: 13	R: 0 E: 0 K: 1 S: 10	H: 0 LOB: 0 BB: 0 P: 17	1B: 4 2B: 2 3B: 0 HR: 0	SF: 0 SAC: 0 DP: 1 HBP: 0	WP: 0 PB: 0 SB: 0 CS: 1	PA: 33			
PITCHER	IP WLS BF H R ER SO BB IBB HBP BLK WP HR S P ERA WHIP	7.0 3 27 6 3 2 5 1 0 0 0 0 0 65 106 2.57 1.000	1.0 3 0 0 0 2 0 0 0 0 0 0 0 8 13 0.00 0.000	1.0 W 3 0 0 0 1 0 0 0 0 0 0 10 17 0.00 0.000																					

Batter	1	2	3	4	5	6	7	8	9	AB	R	H	RBI	BB	SO	LOB	BOTTOM							
Roger Cedeno, S OBP: 0.242, SLG: 0.232	0-1 B2-3		0-1 SH1-3 1-2		0-0 L9		1-3 K		1-2 K	4	0	0	0	0	2	1	Anaheim Angels @ Los Angeles Dodgers Dodger Stadium, Los Angeles, CA Tue Jun 17 1997, 7:05 PM PDT Att: 41,428 - Unknown - 74 F livebaseballscorecards.com							
Todd Zeile, R OBP: 0.330, SLG: 0.434	1-2 P4		4-1 L5-3 BB			2-2 1B 1B 1B		2-1 HR 2-H HR		4	2	3	2	1	0	0								
Mike Piazza, R OBP: 0.444, SLG: 0.596	4-1 BB		0-0 L5-3 1-1			0-1 1B 1-2 1B 1B		1-0 FC1-5 1B 1B		3	0	2	0	1	0	2								
Eric Karros, R OBP: 0.328, SLG: 0.441	2-1 P4				0-0 F8		1-2 FC5-4 1B		1-0 FC1-5 1B	4	0	2	0	0	0	1								
Raul Mondesi, R OBP: 0.335, SLG: 0.498		2-2 F8		0-0 G5-3		2-3 K		0-0 FC1-5		4	0	0	0	0	1	5								
Billy Ashley, R OBP: 0.277, SLG: 0.385		4-2 BB		3-0 G5-3		0-3 K		1-3 K		2	0	0	0	1	1	3								
Nelson Liriano, S OBP: 0.321, SLG: 0.400										1	0	0	0	0	1	2								
Greg Gagne, R OBP: 0.292, SLG: 0.354		0-1 P3				0-3 K		1-3 K		3	0	0	0	0	1	4								
Karim Garcia, L OBP: 0.400, SLG: 0.250		1 SAFE P3				1-2 FC5-4				1	0	0	0	0	1	2								
Wilton Guerrero, S OBP: 0.305, SLG: 0.423		2-2 F9			1-0 HR		1-3 K		1-2 SH1-3 WP 1B	4	2	2	1	0	1	1								
Chan Ho Park, R OBP: 0.273, SLG: 0.333			0-0 SH1-3 1B		1-1 G6-3		2-3 K		1-1 SH1-3	2	0	1	0	0	0	0								
Tripp Cromer, R (7, PH)										1	0	0	0	0	1	0								
Mark Guthrie, R (8, 1)										0	0	0	0	0	0	0								
Darren Hall, R (9, 1)										0	0	0	0	0	0	0								
Brett Butler, L OBP: 0.426, SLG: 0.366										0	0	0	0	0	0	0								
Inning Stats	R: 0 E: 0 K: 0 S: 9	H: 0 LOB: 1 BB: 1 P: 16	R: 0 E: 0 K: 0 S: 13	H: 0 LOB: 1 BB: 1 P: 21	R: 0 E: 0 K: 0 S: 5	H: 1 LOB: 1 BB: 1 P: 9	R: 0 E: 0 K: 0 S: 3	H: 0 LOB: 0 BB: 0 P: 6	R: 1 E: 0 K: 1 S: 7	H: 1 LOB: 0 BB: 0 P: 9	R: 0 E: 0 K: 2 S: 17	H: 3 LOB: 3 BB: 0 P: 24	R: 0 E: 0 K: 3 S: 9	H: 0 LOB: 0 BB: 0 P: 13	R: 1 E: 0 K: 2 S: 11	H: 3 LOB: 2 BB: 0 P: 17	R: 2 E: 0 K: 1 S: 10	H: 2 LOB: 0 BB: 0 P: 14	1B: 7 2B: 1 3B: 0 HR: 3	SF: 0 SAC: 2 DP: 1 HBP: 0	WP: 2 PB: 0 SB: 0 CS: 0	PA: 38		
PITCHER	IP WLS BF H R ER SO BB IBB HBP BLK WP HR S P ERA WHIP	7.0 3 28 5 1 1 6 3 0 0 0 0 1 4 8 1.29 1.143	0.0 3 3 1 1 0 0 0 0 0 0 0 1 4 8 . .	0.1 1 0 0 0 1 0 0 0 0 0 0 1 13 18.00 2.000																				



Batter	1	2	3	4	5	6	7	8	9	AB	R	H	RBI	BB	SO	LOB	TOP			
Tony Phillips, S OBP: 0.417, SLG: 0.382 (1, 7)										3	2	1	0	2	0	4	Anaheim Angels @ Los Angeles Dodgers Dodger Stadium, Los Angeles, CA Wed Jun 18 1997, 7:05 PM PDT Att: 45,953 - Unknown - 73 F			
Jim Edmonds, L OBP: 0.372, SLG: 0.525 (1, 3)										5	0	1	0	0	2	6				
Dave Hollins, S OBP: 0.380, SLG: 0.469 (1, 5)										5	0	0	0	0	3	5				
Tim Salmon, R OBP: 0.388, SLG: 0.471 (1, 9)										4	2	2	1	1	2	1				
16 Garret Anderson, L OBP: 0.344, SLG: 0.384 (1, 8)										5	0	1	2	0	1	2				
Jim Levritz, R OBP: 0.356, SLG: 0.439 (1, 2)										2	1	1	0	2	1	1				
Luis Alicea, S OBP: 0.396, SLG: 0.425 (1, 4)										3	0	0	0	0	1	3				
Gary Disarcina, R OBP: 0.276, SLG: 0.350 Pep Harris, R (7, 1)										3	0	0	0	0	0	1				
Dennis Springer, R (1, 1)										2	0	0	0	0	2	0				
Darin Erstad, L OBP: 0.358, SLG: 0.466 Shigetoshi Hasegawa, R (6, 1) Mike Holtz, L (7, 1) Craig Grebeck, R OBP: 0.384, SLG: 0.469 (7, 6)										0	0	0	1	1	0	0				
Inning Stats	R: 2 E: 0 K: 2 S: 16	H: 2 LOB: 2 BB: 2 P: 27	R: 0 E: 0 K: 2 S: 9	H: 0 LOB: 1 BB: 1 P: 14	R: 0 E: 0 K: 1 S: 8	H: 1 LOB: 1 BB: 0 P: 10	R: 0 E: 0 K: 1 S: 7	H: 0 LOB: 0 BB: 0 P: 7	R: 1 E: 1 K: 3 S: 11	H: 1 LOB: 3 BB: 1 P: 19	R: 1 E: 0 K: 0 S: 6	H: 1 LOB: 1 BB: 1 P: 14	R: 0 E: 0 K: 0 S: 6	H: 1 LOB: 0 BB: 0 P: 10	R: 0 E: 0 K: 1 S: 5	H: 0 LOB: 0 BB: 0 P: 7	1B: 2 2B: 3 3B: 1 HR: 1	SF: 0 SAC: 1 DP: 1 HBP: 1	WP: 0 PB: 0 SB: 1 CS: 0	PA: 41
PITCHER	IP WLS BF H R ER SO BB IBB HBP BLK WP HR S P ERA WHIP																			
Hideo Nomo, R ERA: 3.71 37 Darren Dreifort, R ERA: 2.53 Scott Radinsky, L ERA: 2.86 Todd Worrell, R ERA: 4.44	(1, 1) (7, 1) (8, 1) (9, 1)	6.1 0.2 1.0 1.0	WLS W S S	BF 2 3 3	H 6 1 0	R 5 0 0	ER 3 0 0	SO 11 0 0 1	BB 6 0 0 0	IBB 0 0 0 0	HBP 1 0 0 0	BLK 0 0 0 0	WP 0 0 0 0	HR 1 0 6 5	S 70 3 6 7	P 113 6 10 7	ERA 4.26 0.00 0.00 0.00	WHIP 1.895 0.000 1.000 0.000		

Batter	1	2	3	4	5	6	7	8	9	AB	R	H	RBI	BB	SO	LOB	BOTTOM				
Brett Butler, L OBP: 0.421, SLG: 0.358 (1, 8) (9, 7)										3	0	0	0	1	0	1	Anaheim Angels @ Los Angeles Dodgers Dodger Stadium, Los Angeles, CA Wed Jun 18 1997, 7:05 PM PDT Att: 45,953 - Unknown - 73 F				
Todd Zeile, R OBP: 0.332, SLG: 0.445 (1, 5)										3	1	1	2	1	0	1					
Mike Piazza, R OBP: 0.441, SLG: 0.590 (1, 2)										4	1	1	0	0	0	1					
Eric Karros, R OBP: 0.323, SLG: 0.435 (1, 3)										4	0	0	0	0	1	1					
Raul Mondesi, R OBP: 0.340, SLG: 0.516 (1, 9)										3	2	2	2	1	0	0					
Karin Garcia, L OBP: 0.286, SLG: 0.167 Todd Worrell, R (9, 1)										4	0	0	0	0	0	2					
Greg Gagne, R OBP: 0.291, SLG: 0.352 (1, 6)										4	0	1	1	0	1	1					
Wilton Guerrero, S OBP: 0.309, SLG: 0.421 (1, 4)										3	2	1	0	1	0	1					
Hideo Nomo, R ERA: 3.99 37 Darren Dreifort, R ERA: 4.82 Nelson Liriano, S OBP: 0.221, SLG: 0.400 Billy Ashby, R OBP: 0.286, SLG: 0.430 Scott Radinsky, L (8, 1) Roger Cedeno, S OBP: 0.242, SLG: 0.222 (9, 8)	(1, 1) (7, 1) (7, PH) (7, PH) (8, 1) (9, 8)	5.0 1.1 0.1 1.1	WLS L	BF 21 5 2	H 5 0 1	R 4 1 1	ER 4 1 1	SO 4 1 0	BB 4 0 0	IBB 4 0 0	HBP 4 0 0	BLK 2 0 0	WP 1 0 0	HR 2 1 5	S 4 1 7	P 81 19 7		ERA 7.20 6.75 27.00 6.75	WHIP 1.200 0.750 3.000 2.250		
Inning Stats	R: 0 E: 0 K: 0 S: 9	H: 0 LOB: 0 BB: 0 P: 17	R: 0 E: 0 K: 2 S: 10	H: 1 LOB: 1 BB: 0 P: 11	R: 0 E: 0 K: 0 S: 12	H: 0 LOB: 1 BB: 1 P: 23	R: 2 E: 0 K: 0 S: 10	H: 2 LOB: 0 BB: 0 P: 15	R: 2 E: 0 K: 0 S: 11	H: 2 LOB: 0 BB: 0 P: 15	R: 0 E: 0 K: 0 S: 6	H: 0 LOB: 0 BB: 0 P: 9	R: 2 E: 0 K: 0 S: 11	H: 1 LOB: 1 BB: 2 P: 24	R: 1 E: 0 K: 0 S: 6	H: 1 LOB: 1 BB: 1 P: 12		1B: 3 2B: 1 3B: 0 HR: 3	SF: 0 SAC: 1 DP: 0 HBP: 0	WP: 0 PB: 0 SB: 1 CS: 0	PA: 35
PITCHER	IP WLS BF H R ER SO BB IBB HBP BLK WP HR S P ERA WHIP																				
Dennis Springer, R ERA: 5.99 Shigetoshi Hasegawa, R ERA: 4.82 Mike Holtz, L ERA: 1.42 Pep Harris, R ERA: 4.28	(1, 1) (6, 1) (7, 1) (7, 1)	5.0 1.1 0.1 1.1	WLS L	BF 21 5 2	H 5 0 1	R 4 1 1	ER 4 1 1	SO 4 1 0	BB 4 0 0	IBB 4 0 0	HBP 4 0 0	BLK 2 0 0	WP 1 0 0	HR 2 1 5	S 4 1 7	P 81 19 7	ERA 7.20 6.75 27.00 6.75	WHIP 1.200 0.750 3.000 2.250			

Batter	1	2	3	4	5	6	7	8	9	AB	R	H	RBI	BB	SO	LOB	TOP								
Jason McDonald, S OBP: 0.333, SLG: 0.444										4	1	1	0	0	2	0									
Jason Giambi, L OBP: 0.365, SLG: 0.505										4	0	1	1	0	0	0									
Matt Stairs, L OBP: 0.422, SLG: 0.694										2	0	0	1	1	1	0									
Mark McGwire, R OBP: 0.382, SLG: 0.653										3	0	0	0	1	2	2									
Jose Canseco, R OBP: 0.334, SLG: 0.464										3	0	0	0	1	0	1									
Dave Magadan, L OBP: 0.385, SLG: 0.347										2	0	1	0	2	1	0									
George Williams, S OBP: 0.397, SLG: 0.306										4	0	0	0	0	2	5									
Scott Brosius, R OBP: 0.250, SLG: 0.291										3	1	1	0	1	1	0									
Mark Bellhorn, S OBP: 0.351, SLG: 0.353										3	0	0	0	0	2	2									
Inning Stats	R: 0 E: 0 K: 2 S: 7	H: 0 LOB: 0 BB: 0 P: 13	R: 0 E: 0 K: 2 S: 10	H: 0 LOB: 1 BB: 1 P: 20	R: 2 E: 0 K: 1 S: 12	H: 3 LOB: 1 BB: 0 P: 20	R: 0 E: 0 K: 0 S: 4	H: 1 LOB: 0 BB: 0 P: 4	R: 0 E: 0 K: 2 S: 6	H: 0 LOB: 0 BB: 1 P: 15	R: 0 E: 0 K: 1 S: 12	H: 0 LOB: 3 BB: 3 P: 30	R: 0 E: 0 K: 0 S: 6	H: 0 LOB: 0 BB: 0 P: 9	R: 0 E: 0 K: 1 S: 11	H: 0 LOB: 1 BB: 1 P: 17	R: 0 E: 0 K: 2 S: 10	H: 0 LOB: 0 BB: 0 P: 13	1B: 4 2B: 2 3B: 0 HR: 0	SF: 1 SAC: 0 DP: 2 HBP: 0	WP: 0 PB: 0 SB: 1 CS: 1	PA: 35			
PITCHER	IP	WLS	BF	H	R	ER	SO	BB	IBB	HBP	BLK	WP	HR	S	P	ERA	WHIP								
Kevin Gross, R ERA: 3.18	(1, 1)	5.2	W	24	4	2	2	7	5	0	0	0	0	47	95	3.18	1.588								
Pep Harris, R ERA: 4.04	(6, 1)	2.1		8	0	0	0	2	1	0	0	0	0	21	33	0.00	0.429								
Troy Percival, R ERA: 4.15	(9, 1)	1.0	S	3	0	0	0	2	0	0	0	0	0	10	13	0.00	0.000								

Oakland Athletics @ Anaheim Angels
Anaheim Stadium, Anaheim, CA
Fri Jun 20 1997, 10:05 PM EDT
Att: 19,503 - Unknown - 71 F

AB 28
R 2
H 4
RBI 2
BB 6
SO 11
LOB 10

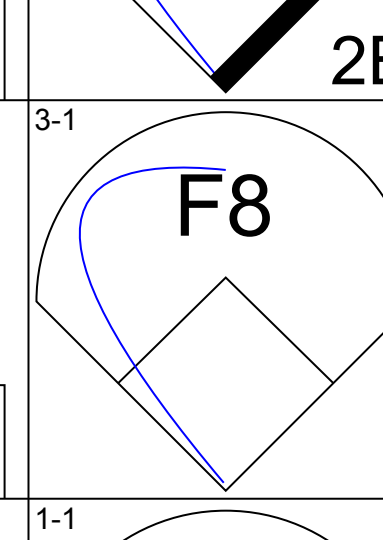
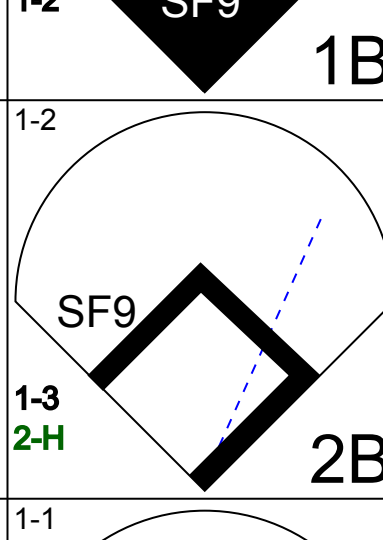


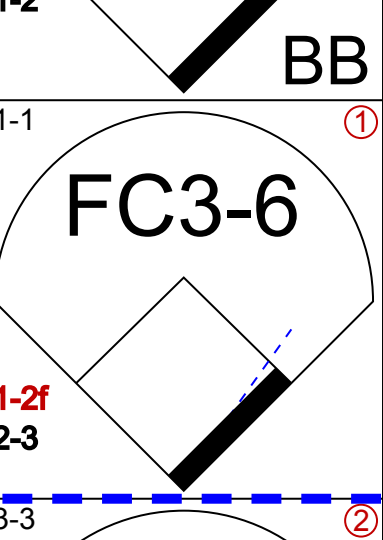
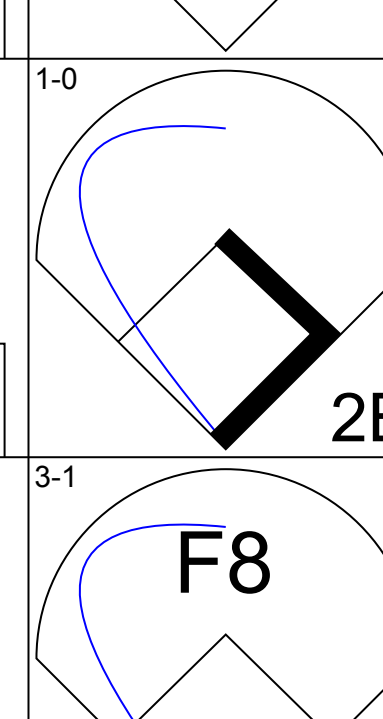
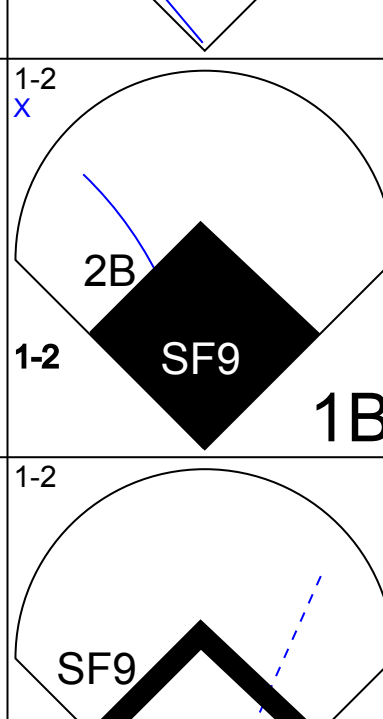
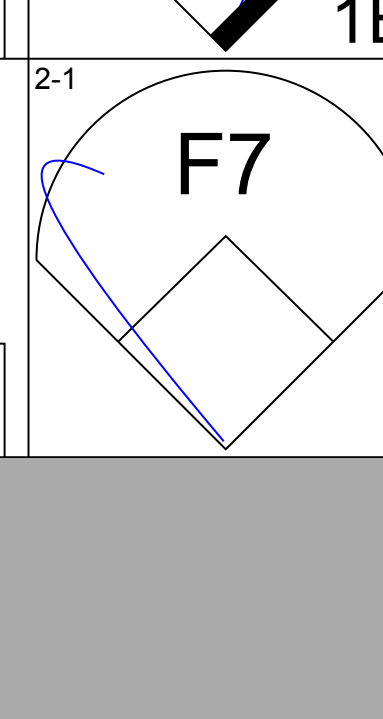

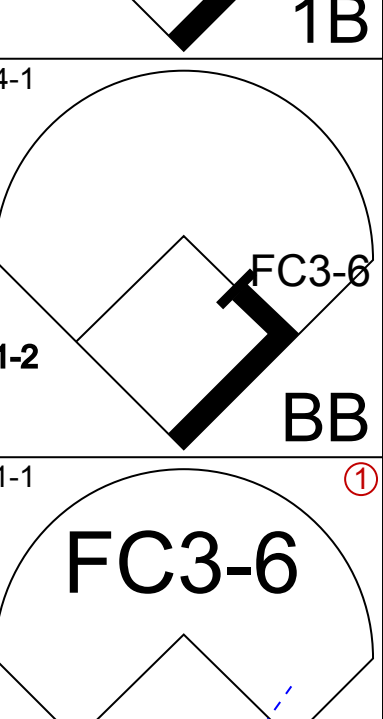
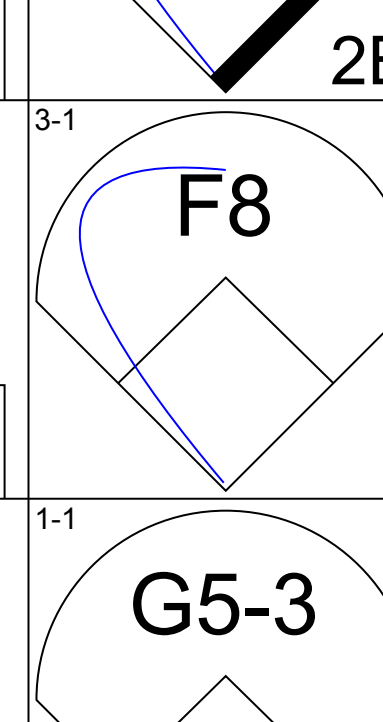
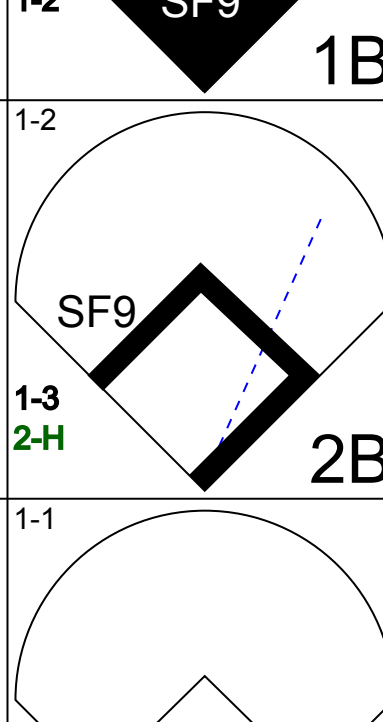

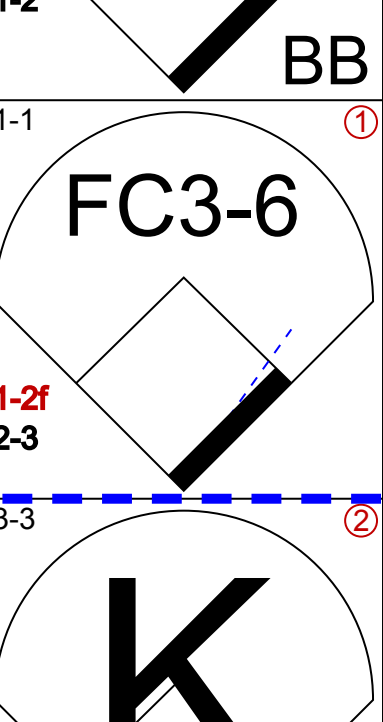

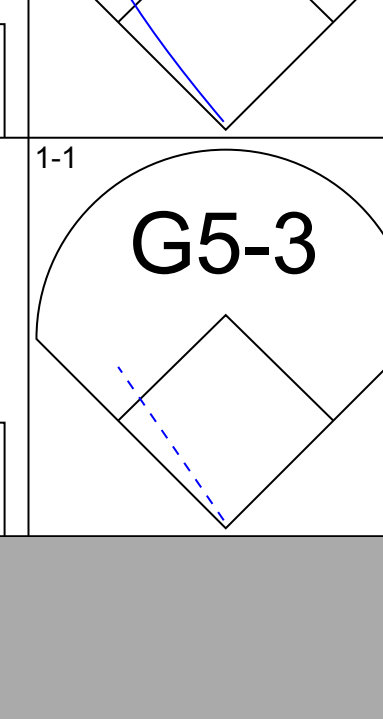
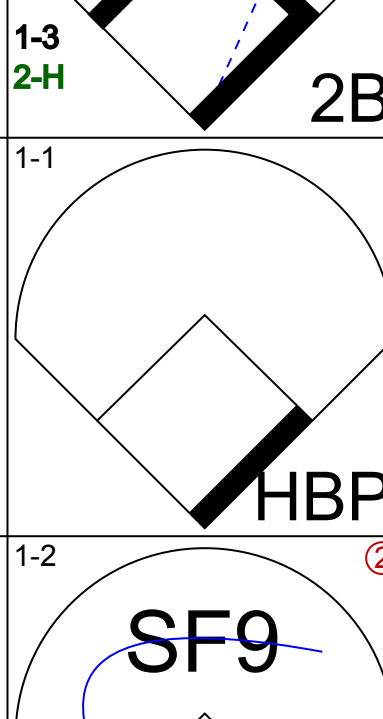

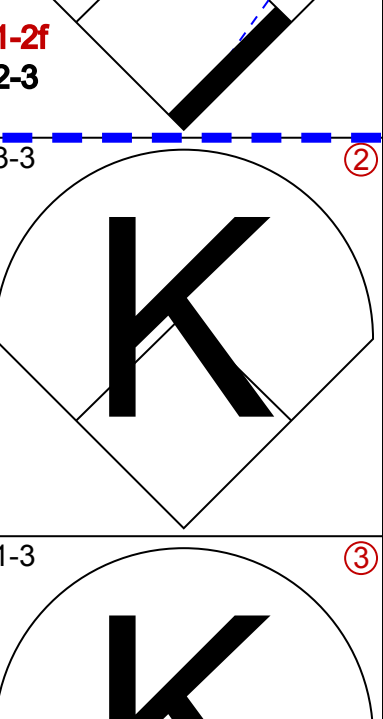

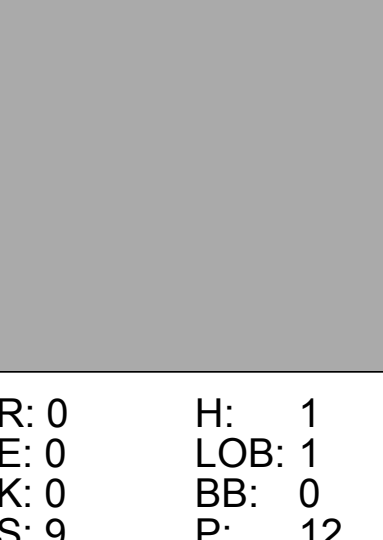
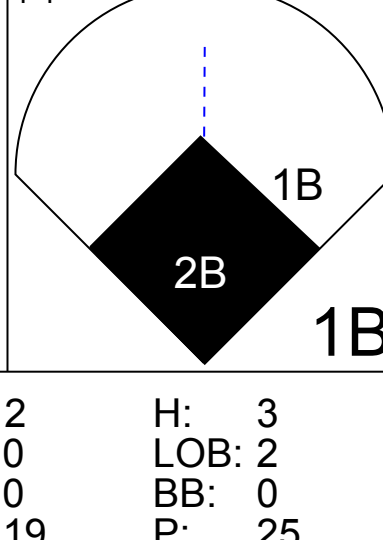
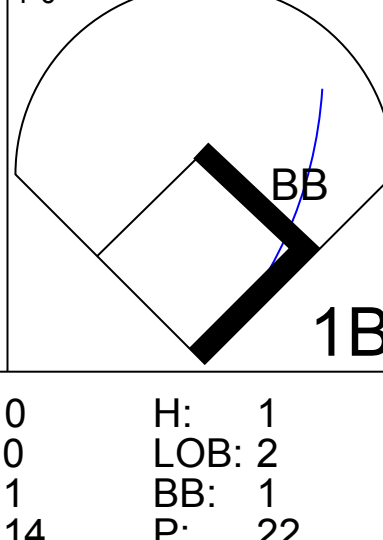
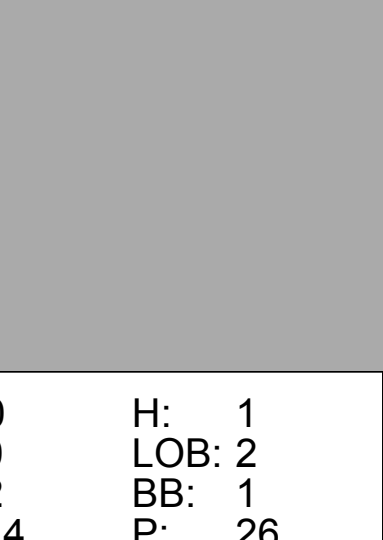
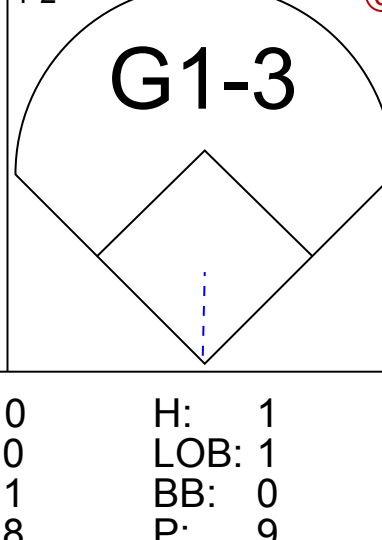









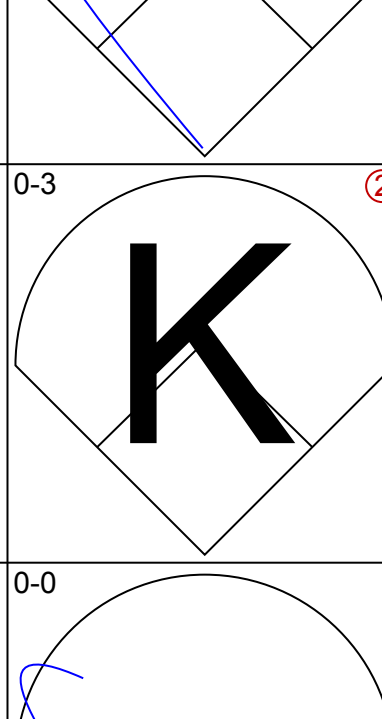
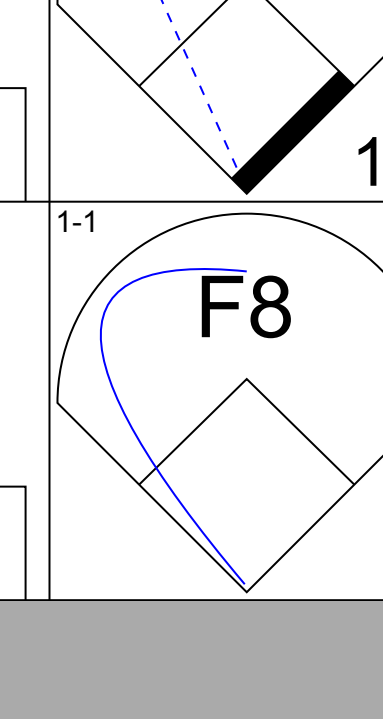

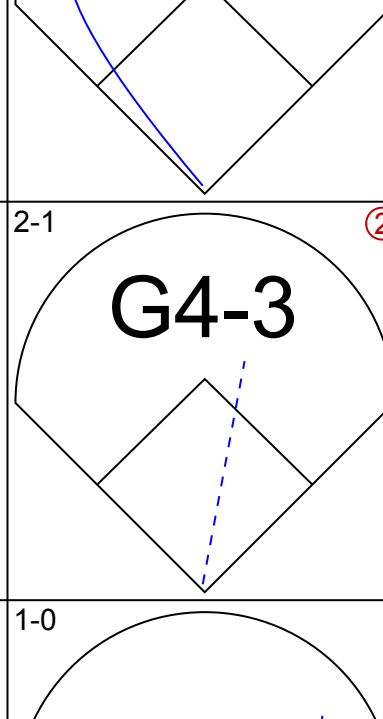

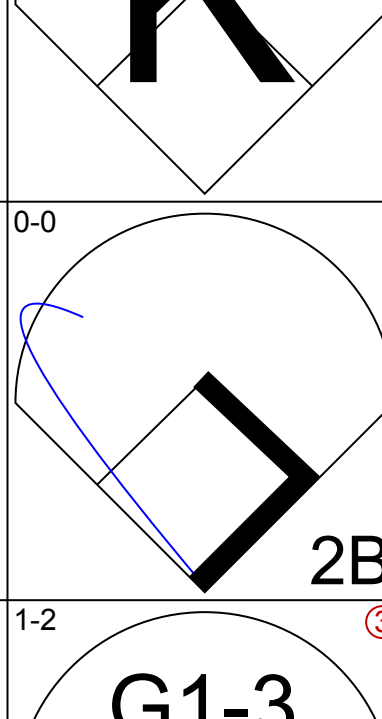
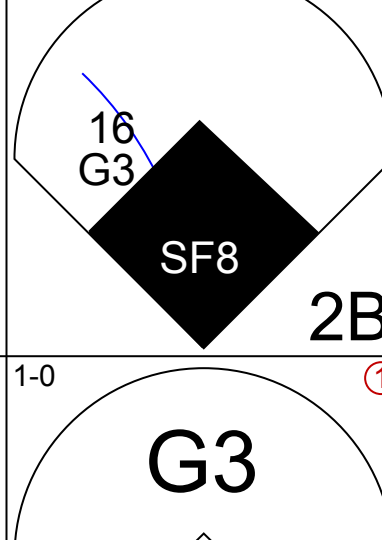
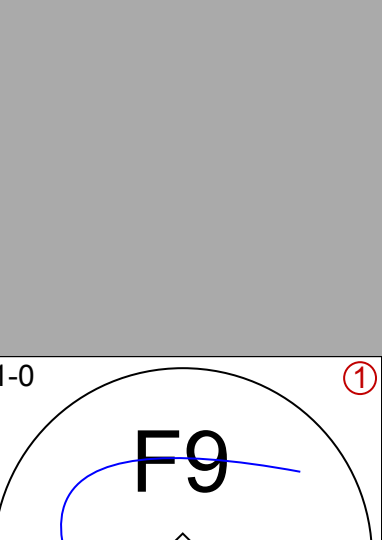
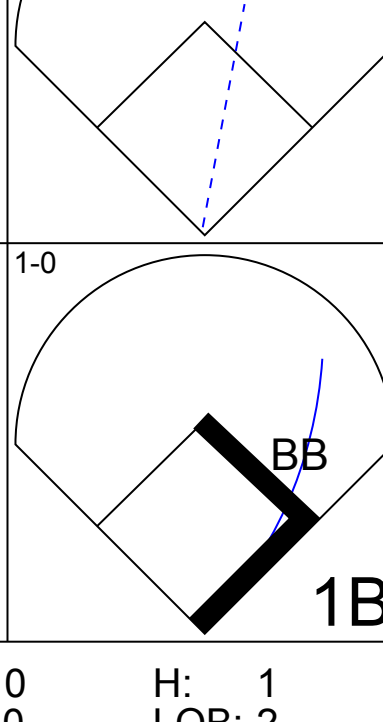

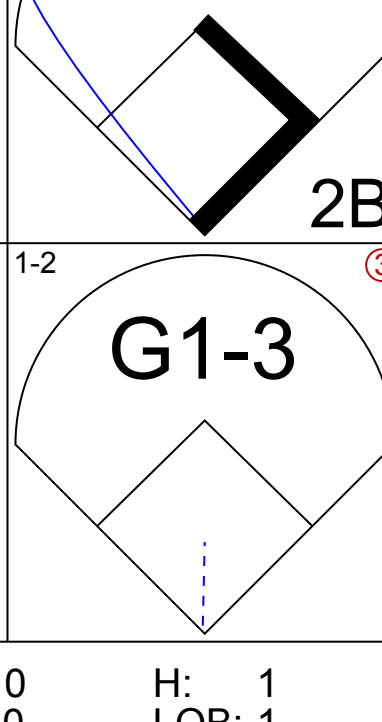


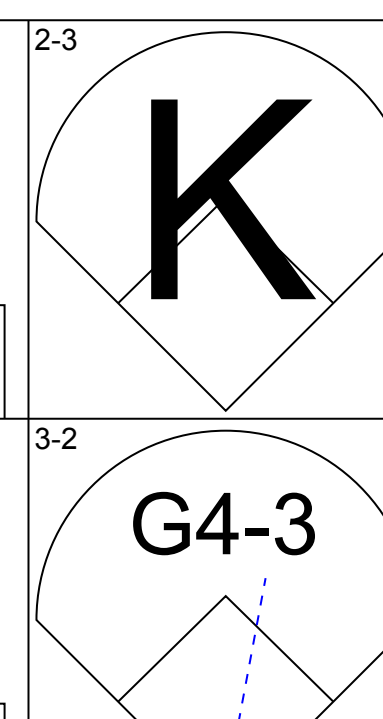
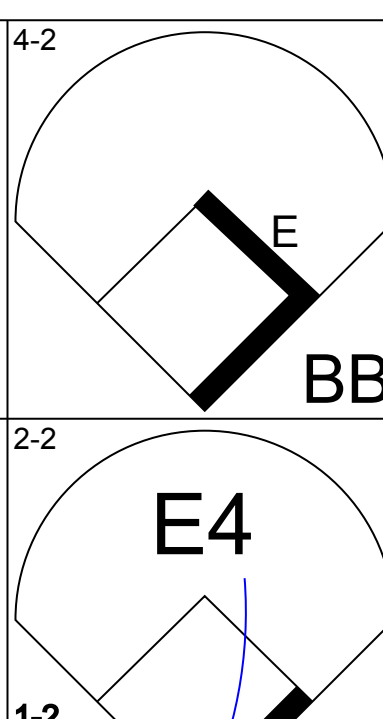


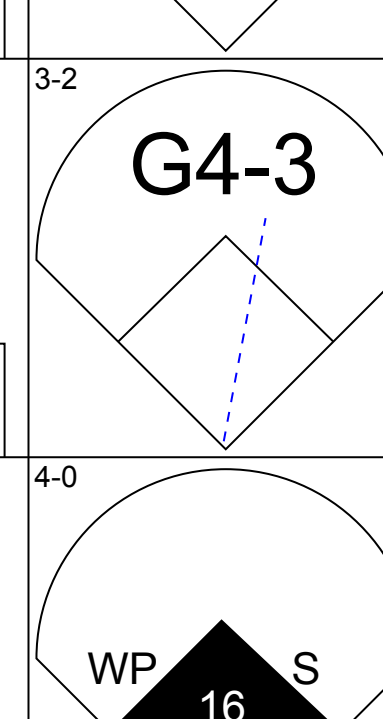
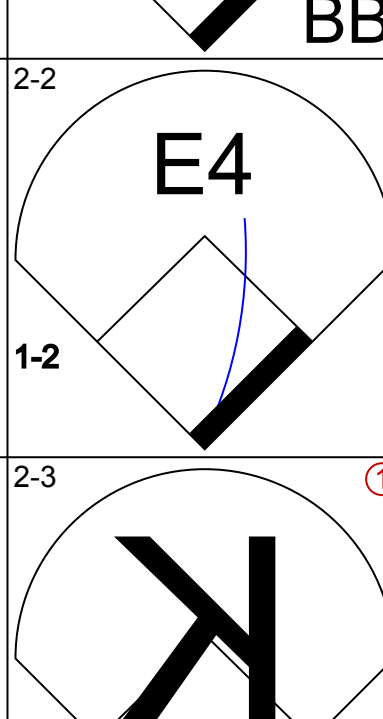


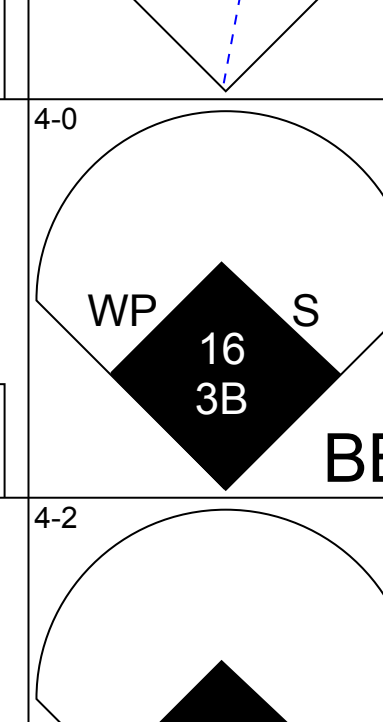
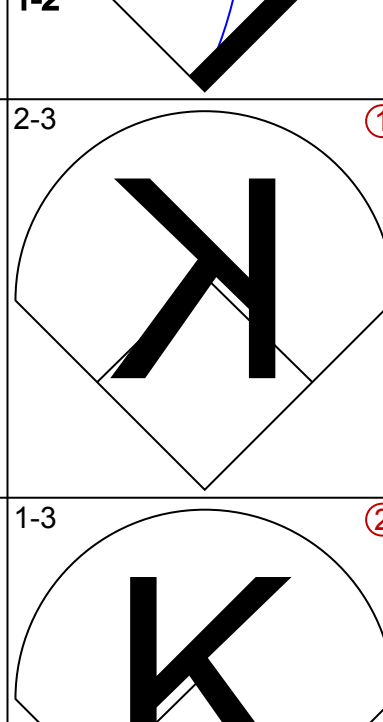
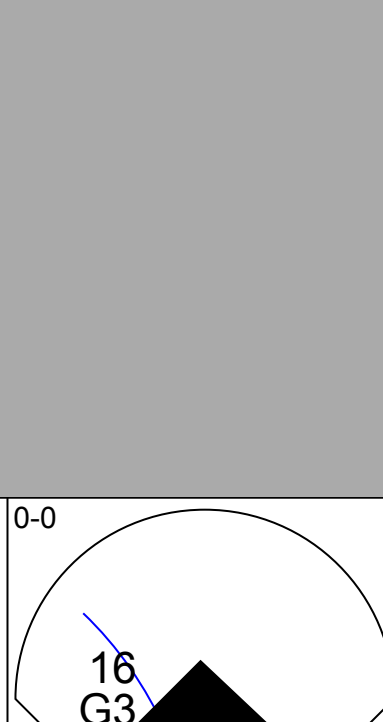

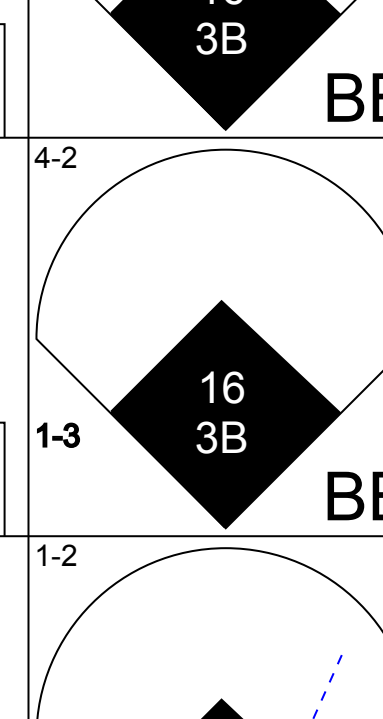
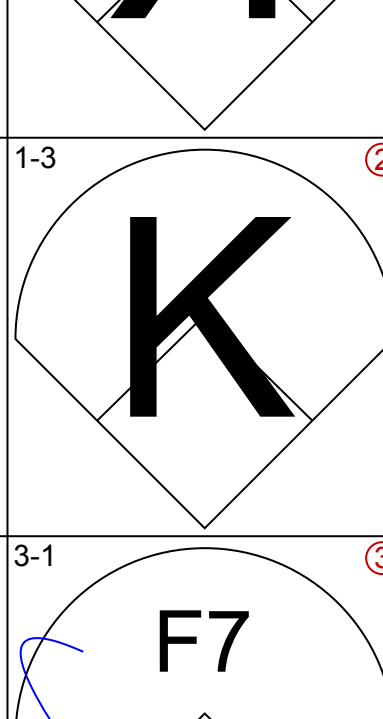
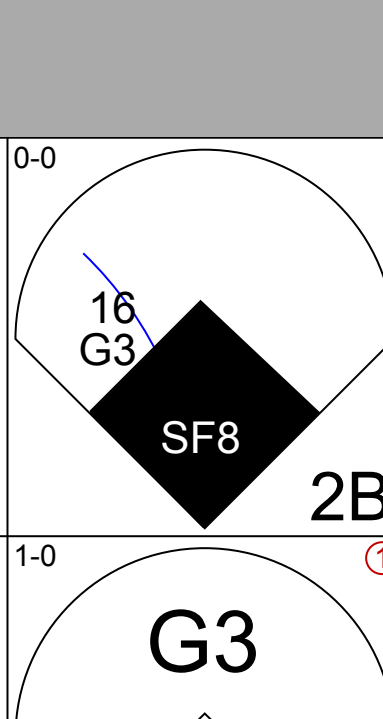
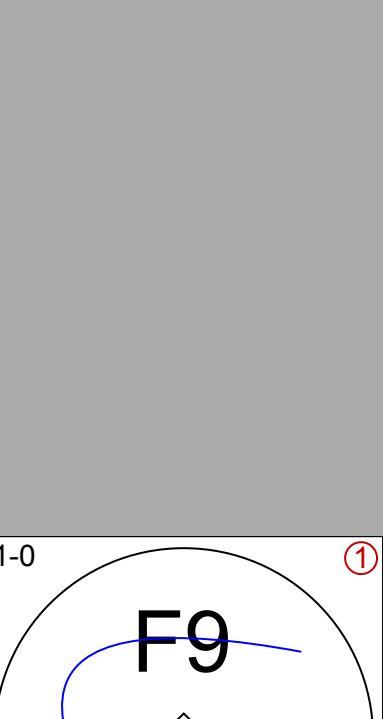
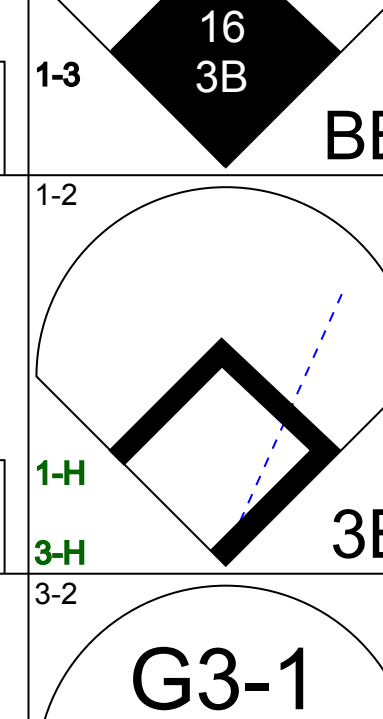
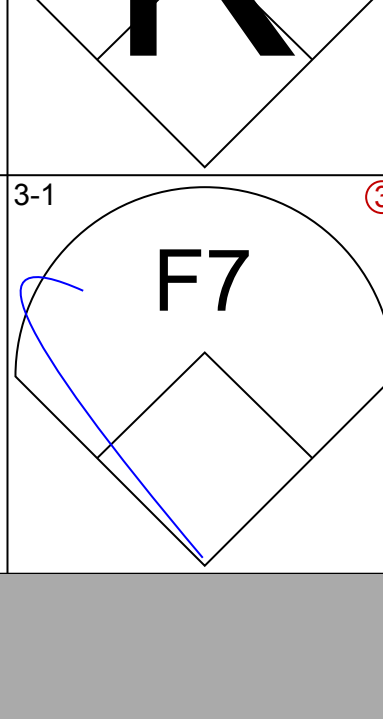
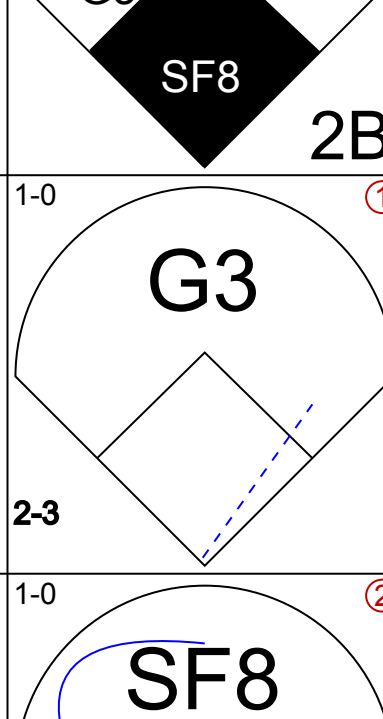
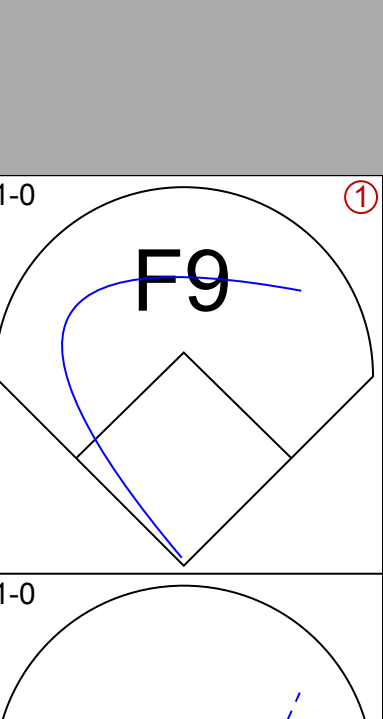
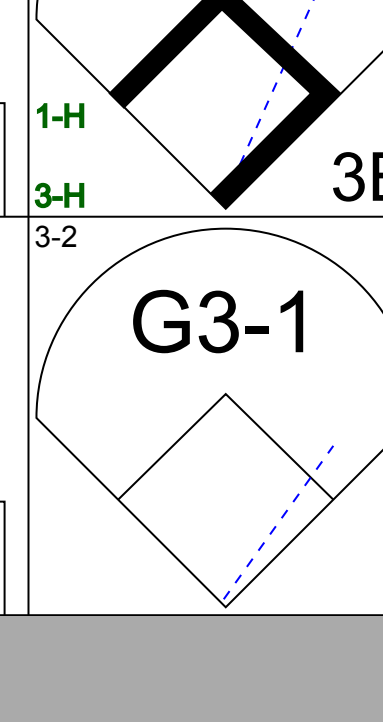
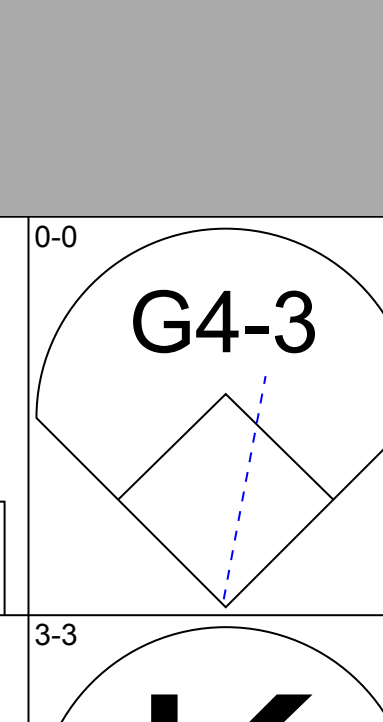
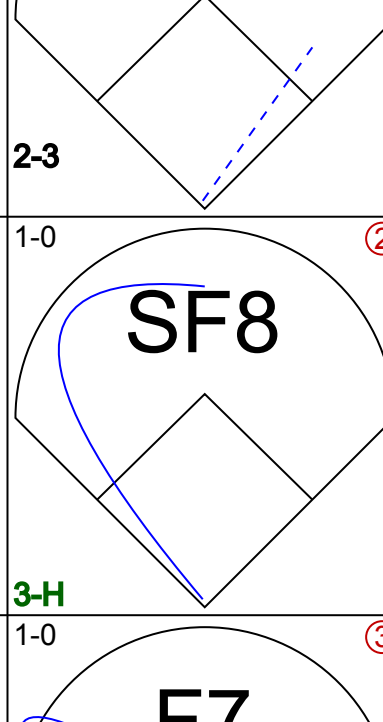
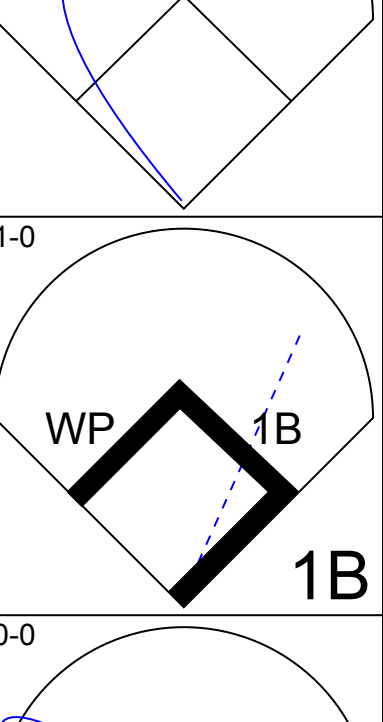

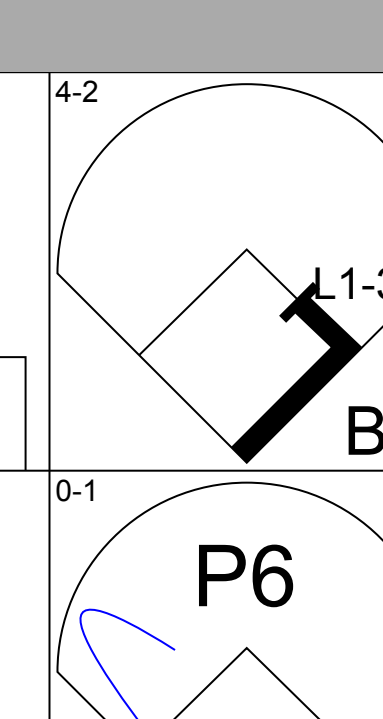
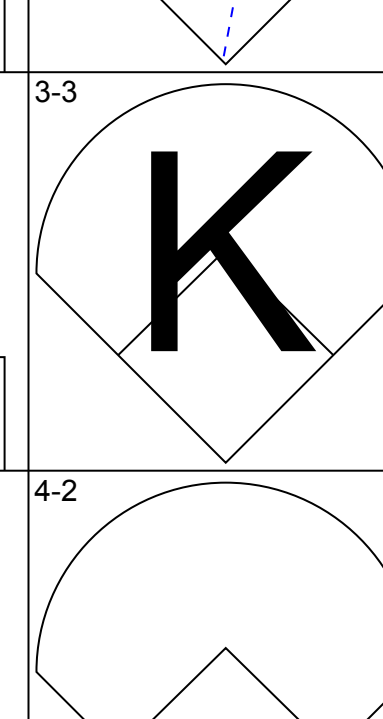
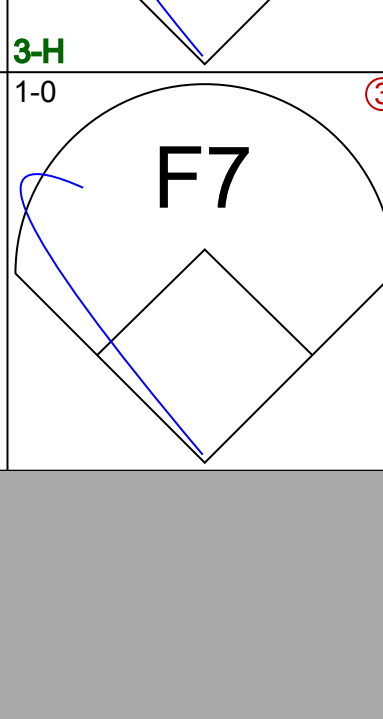
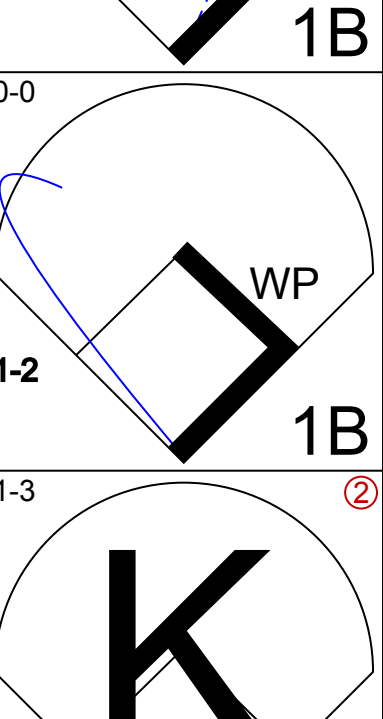

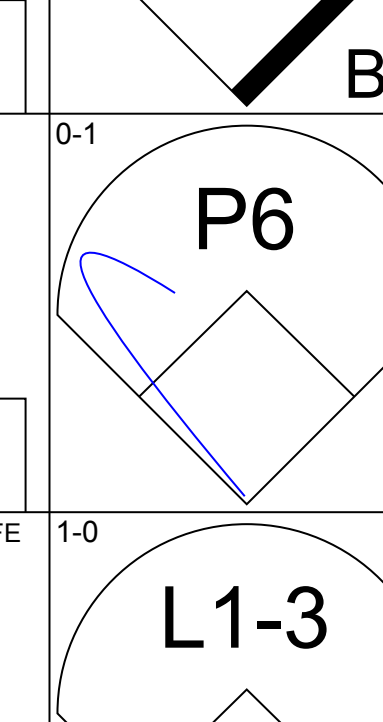
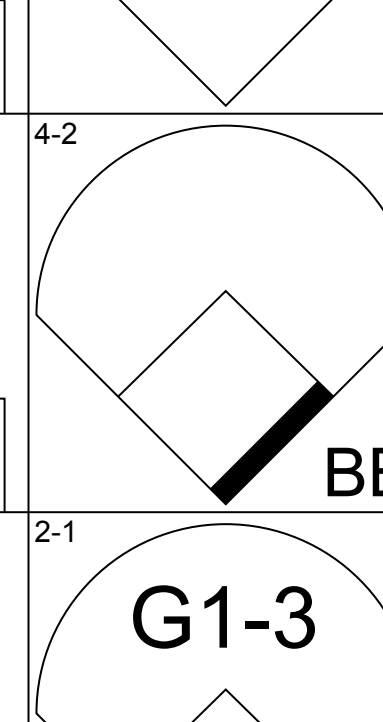

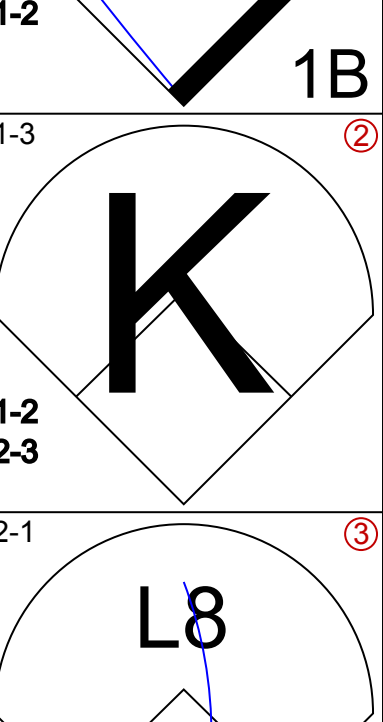
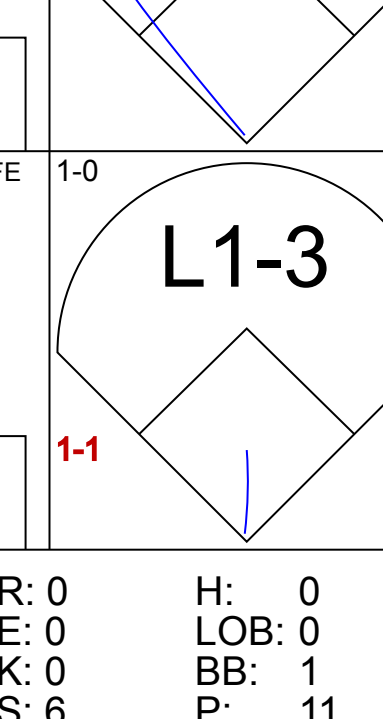
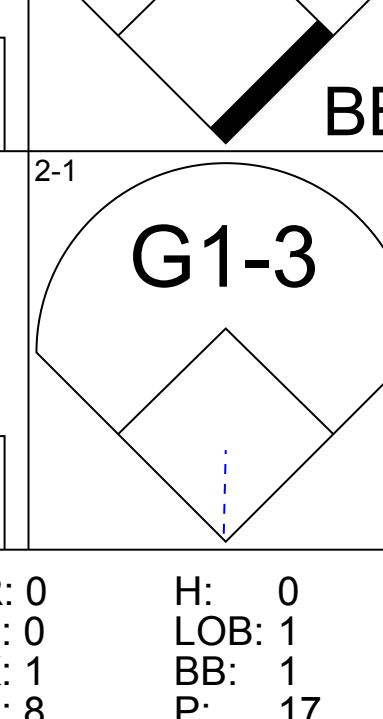

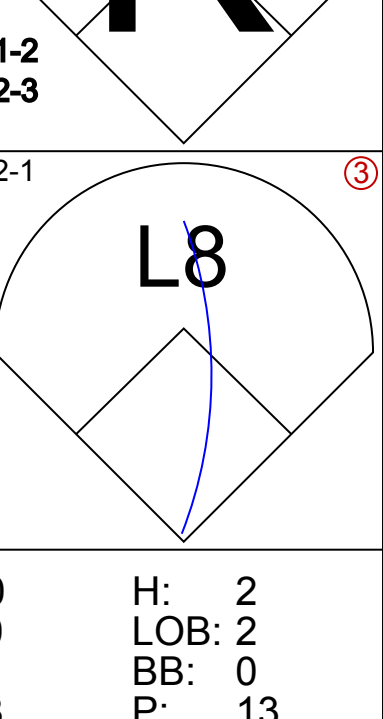
Batter	1	2	3	4	5	6	7	8	9	AB	R	H	RBI	BB	SO	LOB	BOTTOM								
Tony Phillips, S OBP: 0.415, SLG: 0.376										4	0	0	0	0	0	0									
Darin Erstad, L OBP: 0.353, SLG: 0.456										4	0	0	0	0	0	0									
Dave Hollins, S OBP: 0.378, SLG: 0.460										3	2	1	0	1	0	0									
Jack Howell, L OBP: 0.338, SLG: 0.508										4	2	2	0	0	0	2									
Tim Salmon, R OBP: 0.393, SLG: 0.486										3	1	2	3	1	0	1									
16 Garret Anderson, L OBP: 0.340, SLG: 0.380										3	0	0	1	0	0	2									
Jim Leyritz, R OBP: 0.357, SLG: 0.433										3	0	1	1	0	0	0									
Luis Alicea, S OBP: 0.392, SLG: 0.414										3	0	0	0	0	0	2									
Gary Disarcina, R OBP: 0.273, SLG: 0.344										3	0	0	0	0	0	0									
Inning Stats	R: 3 E: 1 K: 0 S: 9	H: 1 LOB: 0 BB: 1 P: 16	R: 0 E: 0 K: 0 S: 6	H: 0 LOB: 0 BB: 0 P: 9	R: 0 E: 1 K: 0 S: 6	H: 0 LOB: 1 BB: 0 P: 12	R: 0 E: 0 K: 0 S: 5	H: 1 LOB: 0 BB: 0 P: 6	R: 0 E: 0 K: 0 S: 6	H: 0 LOB: 0 BB: 0 P: 10	R: 2 E: 0 K: 0 S: 15	H: 3 LOB: 2 BB: 1 P: 28	R: 0 E: 0 K: 0 S: 4	H: 0 LOB: 0 BB: 0 P: 6	R: 0 E: 0 K: 0 S: 11	H: 1 LOB: 1 BB: 0 P: 17	R: 0 E: 0 K: 0 S: 10	H: 0 LOB: 0 BB: 0 P: 13	1B: 5 2B: 0 3B: 0 HR: 1	SF: 1 SAC: 0 DP: 1 HBP: 0	WP: 0 PB: 0 SB: 1 CS: 0	PA: 33			
PITCHER	IP	WLS	BF	H	R	ER	SO	BB	IBB	HBP	BLK	WP	HR	S	P	ERA	WHIP								
Don Wengert, R ERA: 4.73	(1, 1)	8.0	L	33	6	5	2	0	2	0	0	0	1	62	104	2.25	1.000								

Oakland Athletics @ Anaheim Angels
Anaheim Stadium, Anaheim, CA
Fri Jun 20 1997, 10:05 PM EDT
Att: 19,503 - Unknown - 71 F

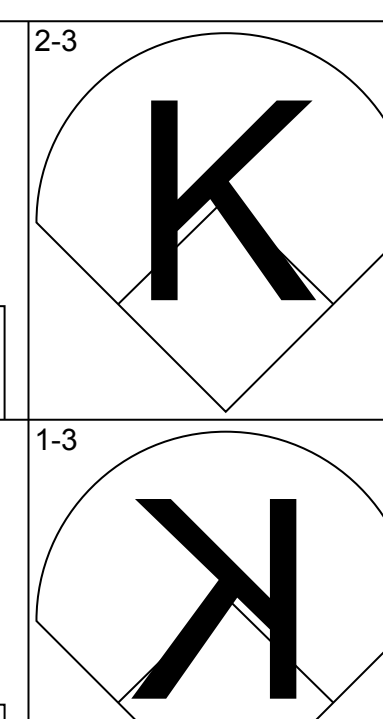
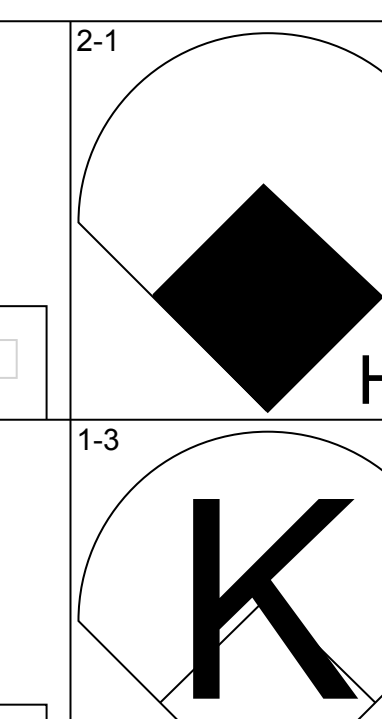
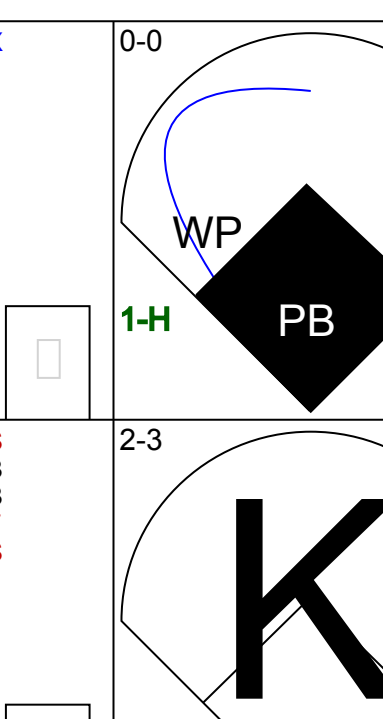
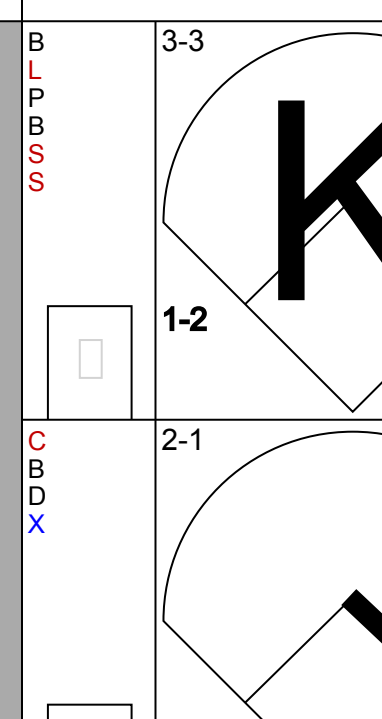
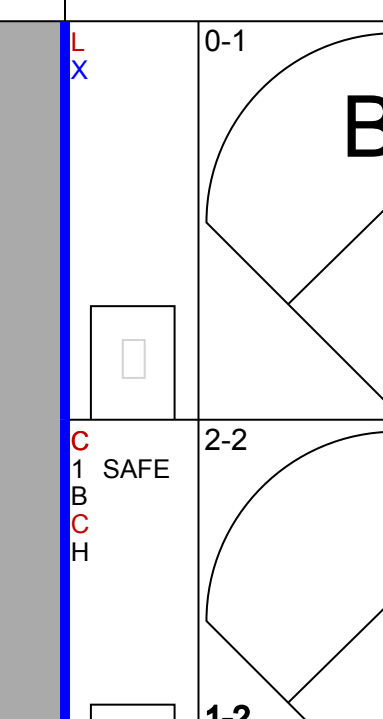
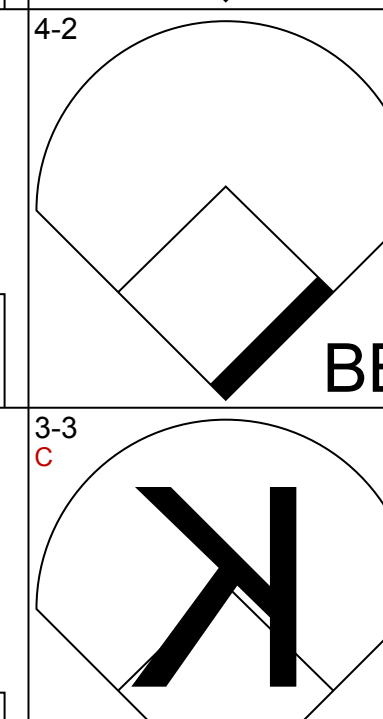

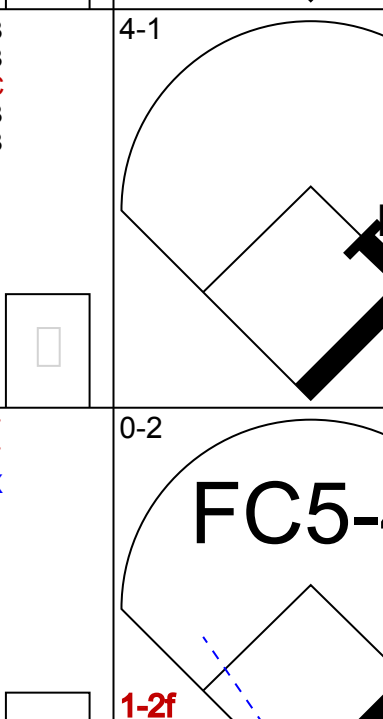
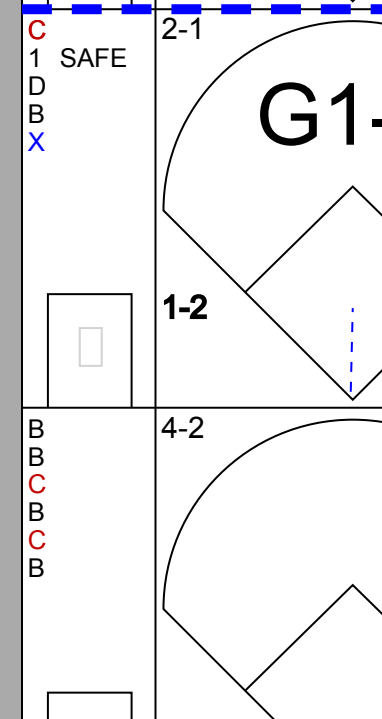
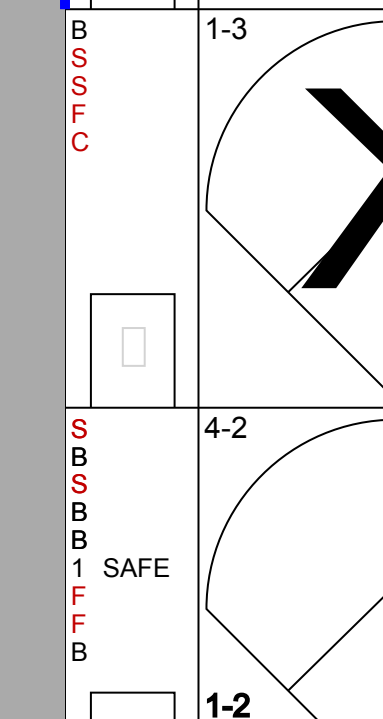

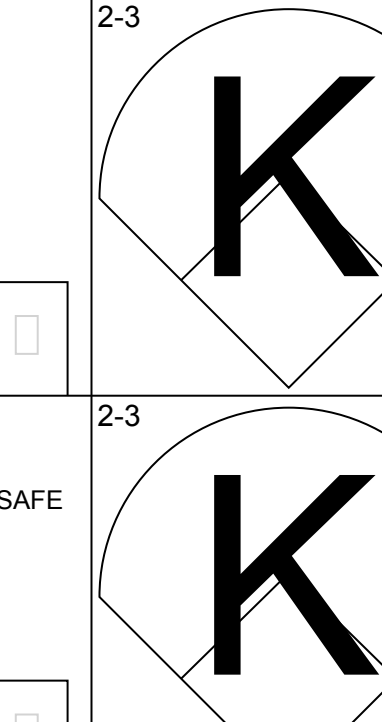

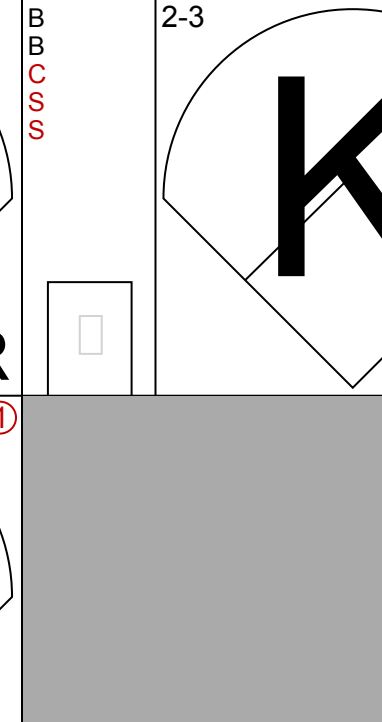
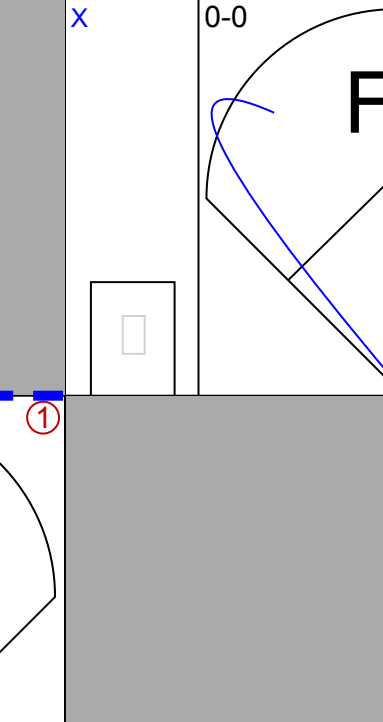

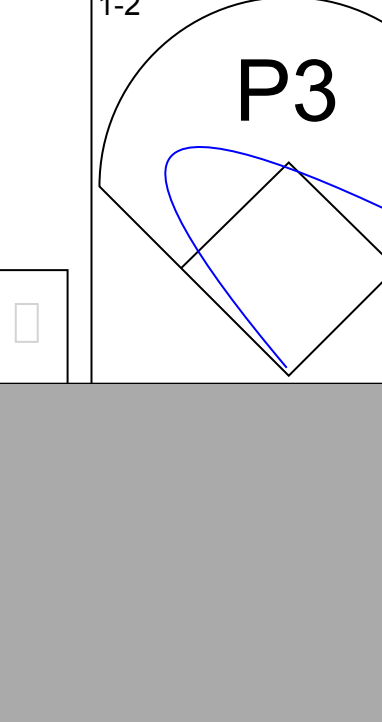
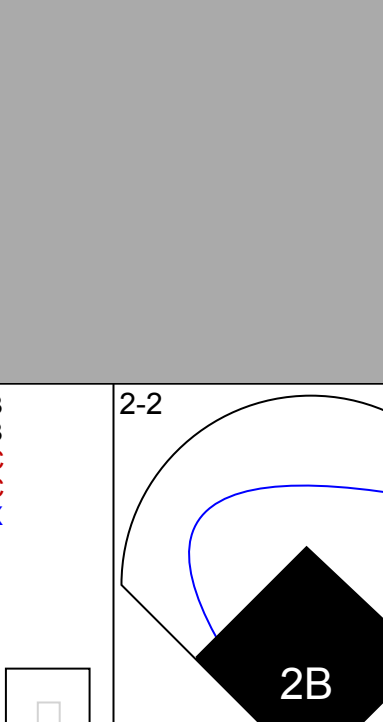

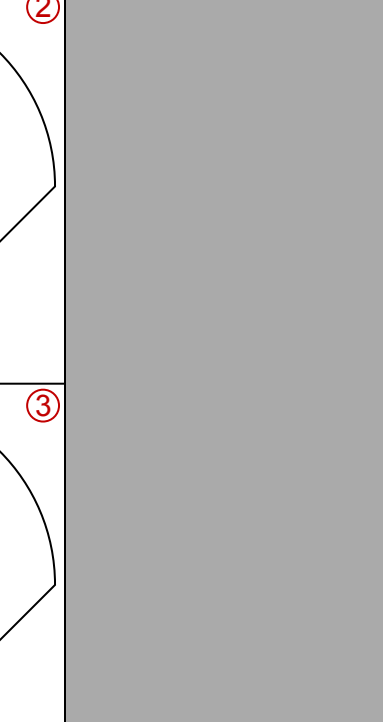
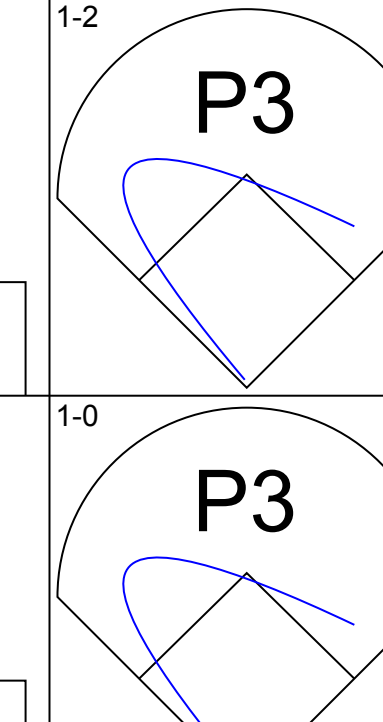
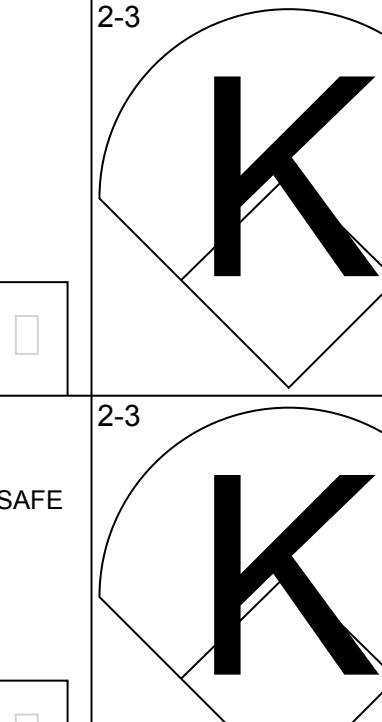
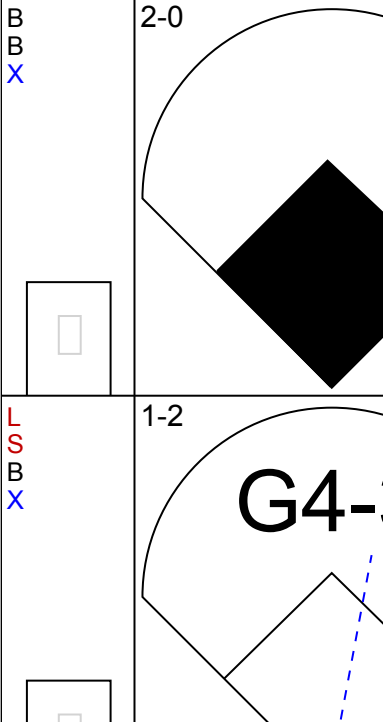
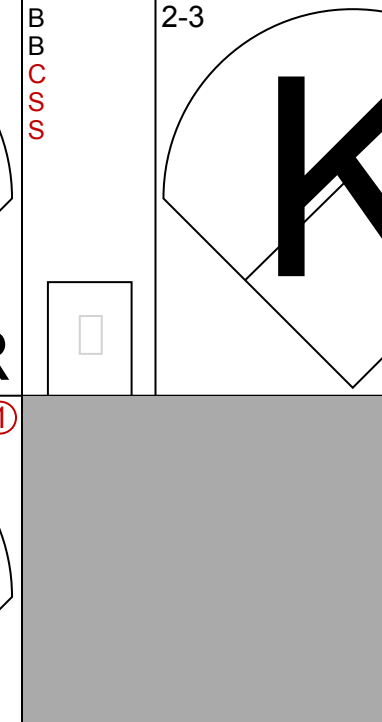
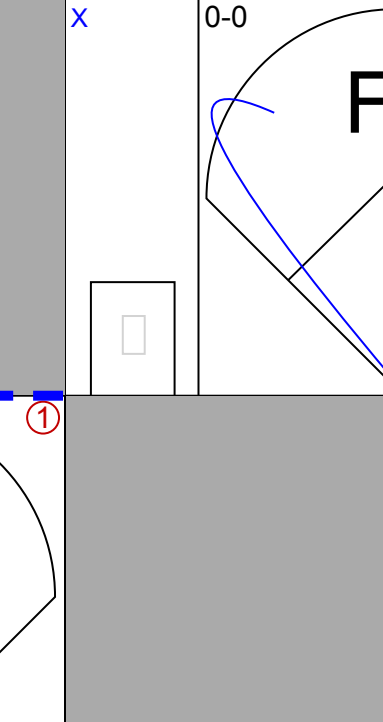
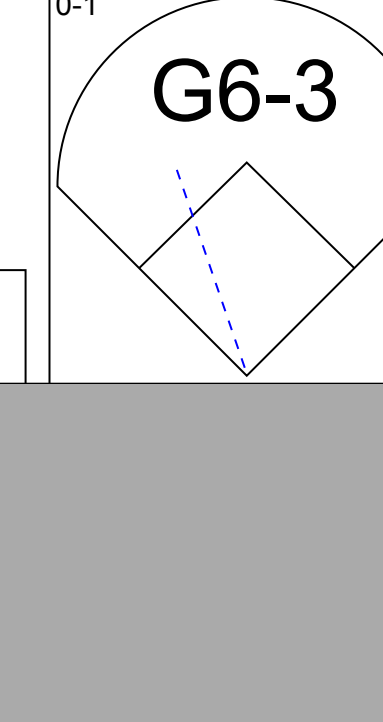
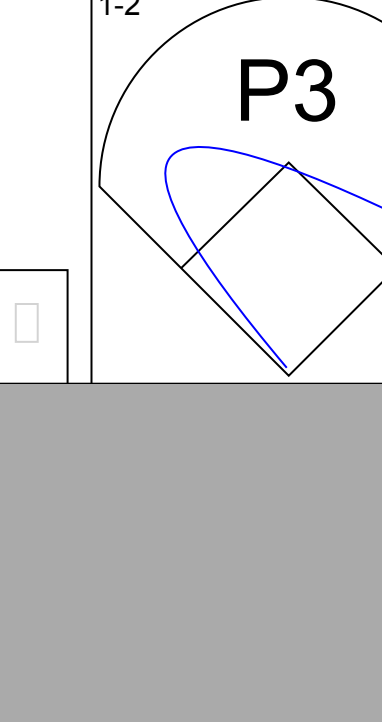
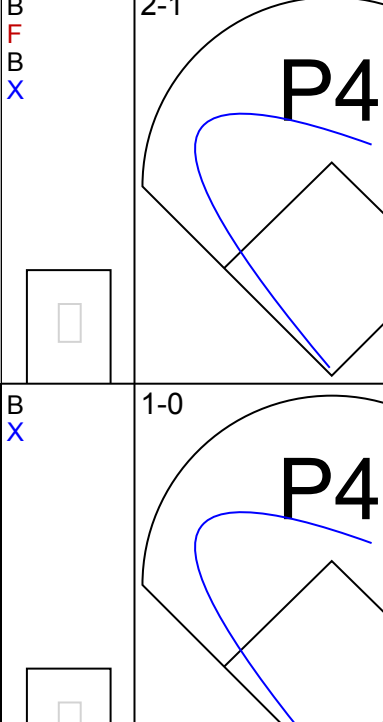
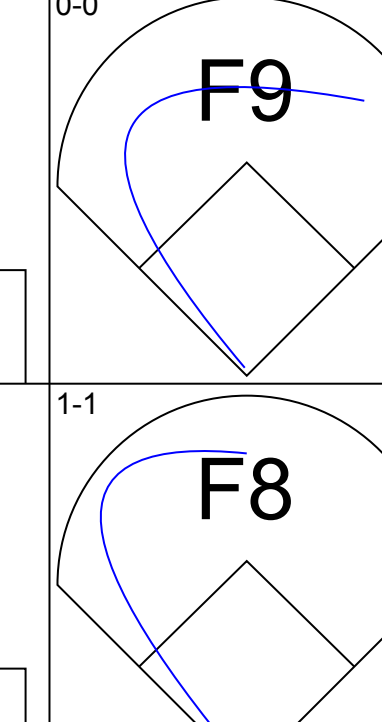

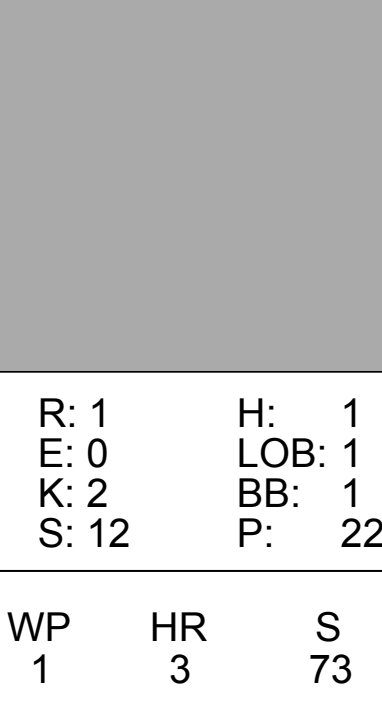
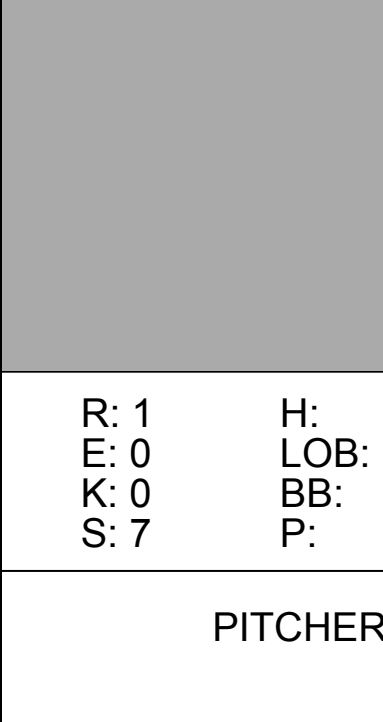

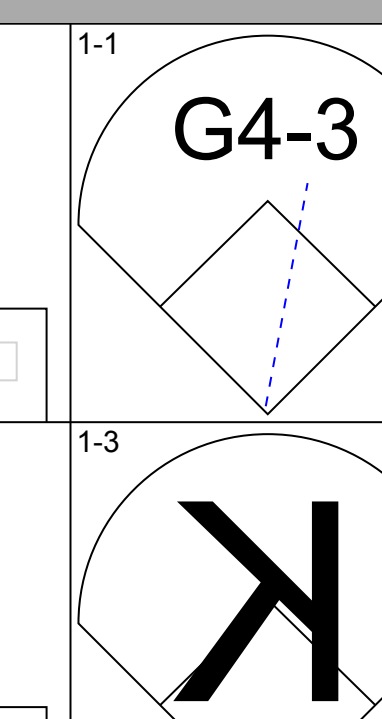
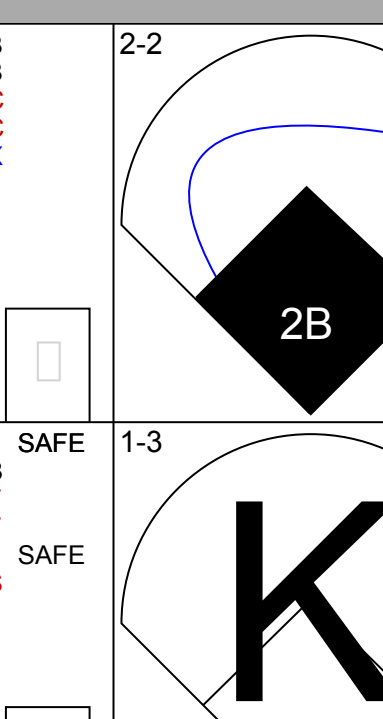
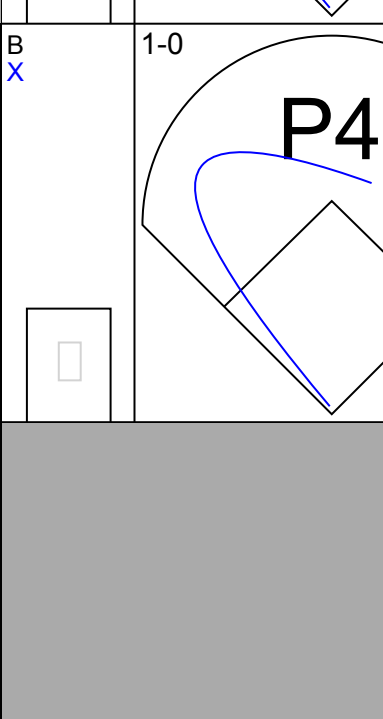
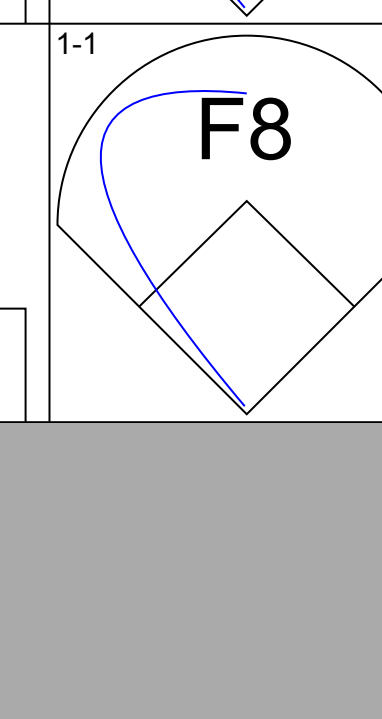
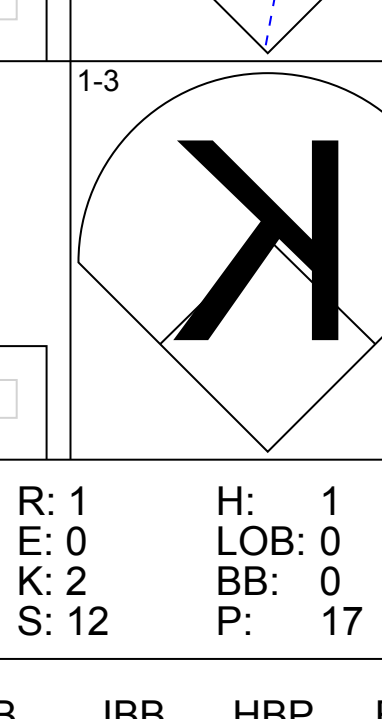
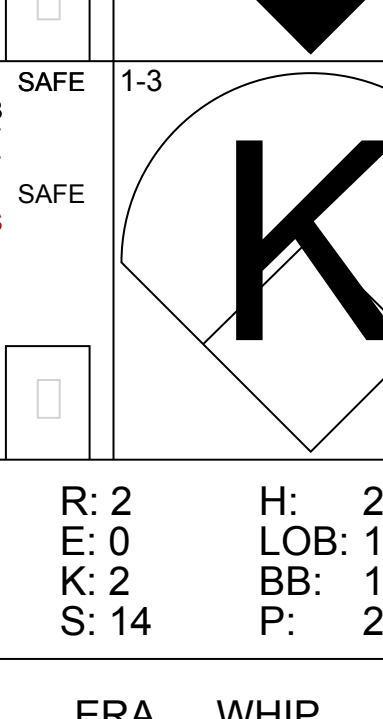
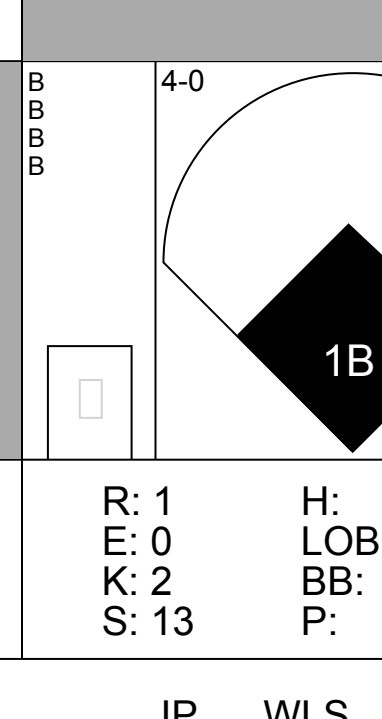
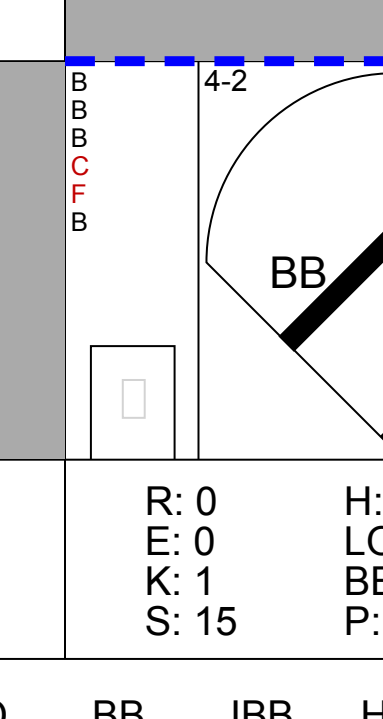
AB 30
R 5
H 6
RBI 5
BB 2
SO 0
LOB 7



Batter	1	2	3	4	5	6	7	8	9	AB	R	H	RBI	BB	SO	LOB	TOP								
Jason McDonald, S (1, 8) OBP: 0.364, SLG: 0.450										4	0	2	0	1	1	1	Oakland Athletics @ Anaheim Angels Anaheim Stadium, Anaheim, CA Sat Jun 21 1997, 10:05 PM EDT Att: 24,481 - Unknown - 71 F								
Jason Giambi, L (1, 10) OBP: 0.367, SLG: 0.509 Pat Lennon, R (8, PH) OBP: 0.444, SLG: 0.433										4	1	2	0	0	1	4									
Matt Stairs, L (1, 7) OBP: 0.430, SLG: 0.699										5	1	3	1	0	0	3									
Mark McGwire, R (1, 3) OBP: 0.382, SLG: 0.647										4	0	1	0	0	1	4									
Jose Canseco, R (1, 9) OBP: 0.329, SLG: 0.457										4	0	0	1	0	1	5									
Dave Magadan, L (1, 5) OBP: 0.369, SLG: 0.330										5	0	0	0	0	0	5									
Scott Brosius, R (1, 6) OBP: 0.253, SLG: 0.291										4	0	1	0	1	1	0									
Brent Mayne, L (1, 2) OBP: 0.272, SLG: 0.320 Gerónimo Berroa, R (7, PH) OBP: 0.389, SLG: 0.531 George Williams, S (7, 2) OBP: 0.401, SLG: 0.320										3	0	0	0	0	0	1									
Mark Bellhorn, S (1, 4) OBP: 0.381, SLG: 0.368										4	1	2	0	1	0	4									
Inning Stats	R: 0 E: 0 K: 1 S: 8	H: 1 LOB: 0 BB: 0 P: 15	R: 0 E: 0 K: 0 S: 9	H: 1 LOB: 1 BB: 0 P: 12	R: 2 E: 0 K: 0 S: 19	H: 3 LOB: 2 BB: 0 P: 25	R: 0 E: 0 K: 0 S: 9	H: 1 LOB: 2 BB: 1 P: 16	R: 0 E: 0 K: 0 S: 6	H: 1 LOB: 1 BB: 0 P: 9	R: 0 E: 0 K: 0 S: 14	H: 1 LOB: 2 BB: 1 P: 22	R: 1 E: 0 K: 0 S: 18	H: 2 LOB: 3 BB: 2 P: 34	R: 0 E: 0 K: 2 S: 14	H: 1 LOB: 2 BB: 1 P: 26		R: 0 E: 0 K: 1 S: 8	H: 1 LOB: 1 BB: 0 P: 9	1B: 9 2B: 3 3B: 0 HR: 0	SF: 1 SAC: 0 DP: 0 HBP: 1	WP: 0 PB: 0 SB: 0 CS: 0	PA: 45		
PITCHER	IP	WLS	BF	H	R	ER	SO	BB	IBB	HBP	BLK	WP	HR	S	P	ERA	WHIP								
Jason Dickson, R (1, 1) ERA: 3.38	6.0		31	10	3	3	2	2	0	1	0	0	0	67	102	4.50	2.000								
Rich DeLucia, R (7, 1) ERA: 2.53	1.0	W	5	0	0	0	0	2	0	0	0	0	0	16	31	0.00	2.000								
Mike Holtz, L (8, 1) ERA: 1.37	0.1		3	1	0	0	0	1	0	0	0	0	0	7	15	0.00	6.000								
Mike James, R (8, 1) ERA: 4.11	0.2		2	0	0	0	2	0	0	0	0	0	0	7	11	0.00	0.000								
Troy Percival, R (9, 1) ERA: 3.93	1.0	S	4	1	0	0	1	0	0	0	0	0	0	8	9	0.00	1.000								

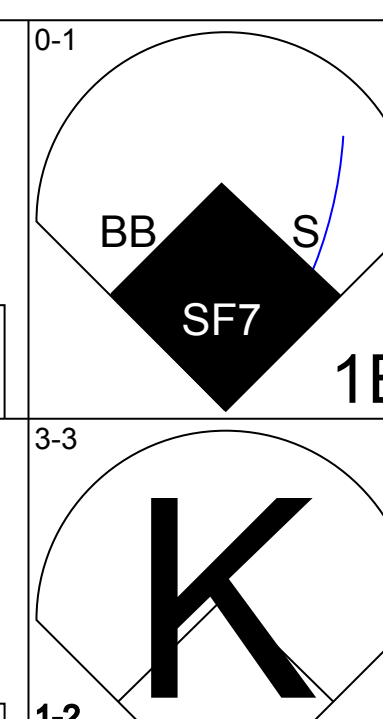
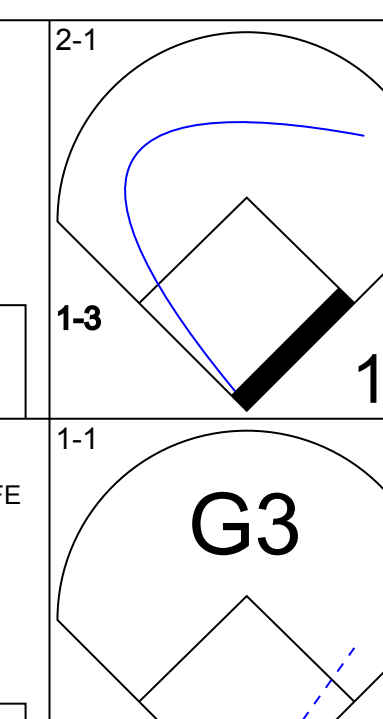
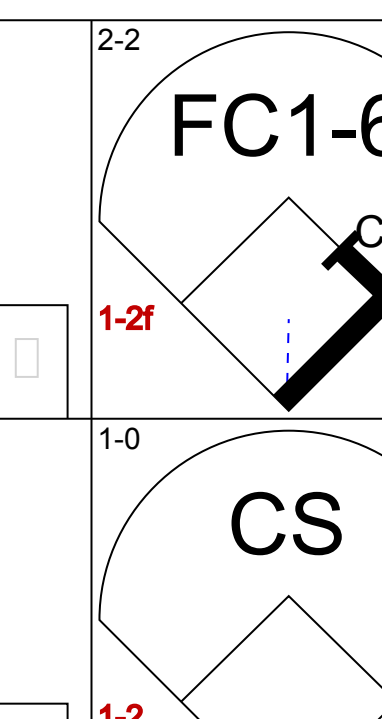
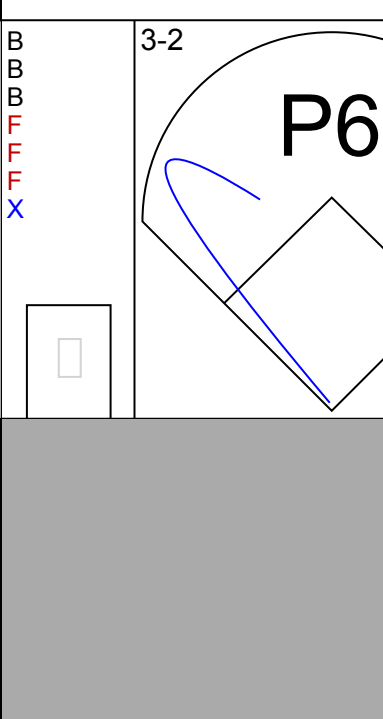
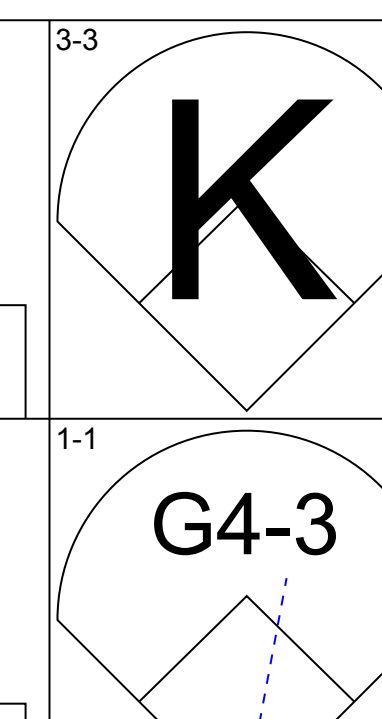
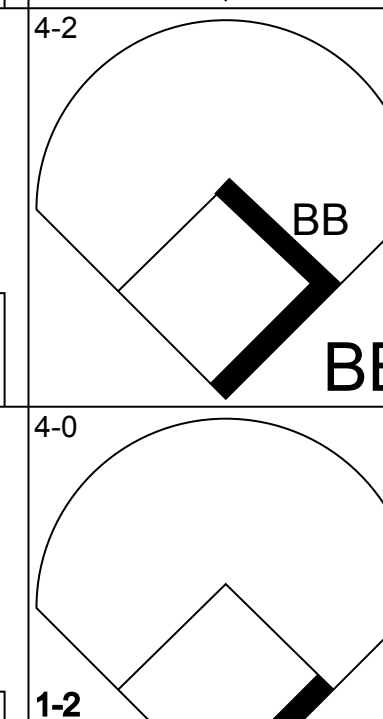


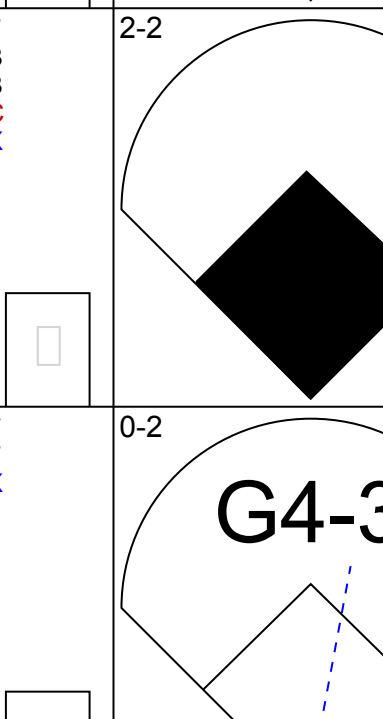
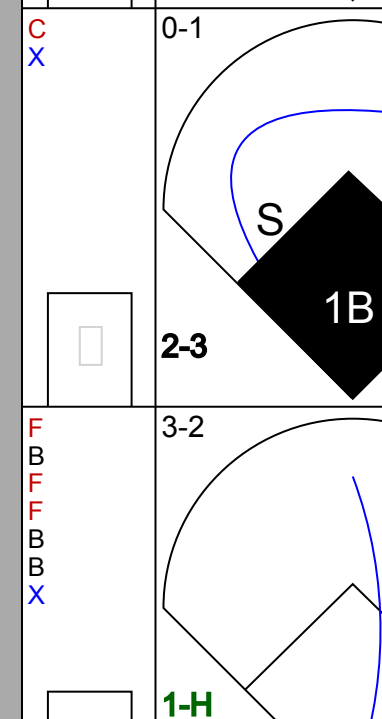

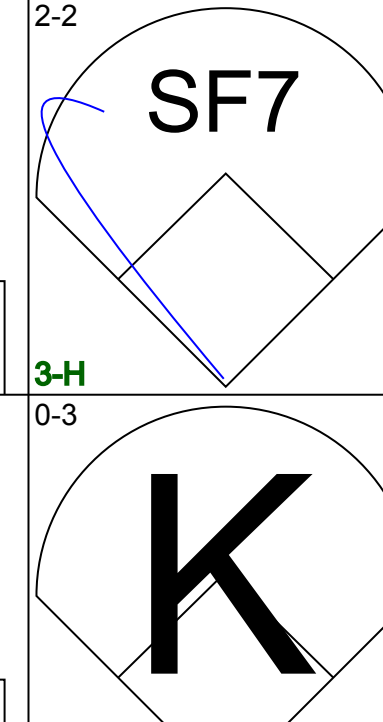
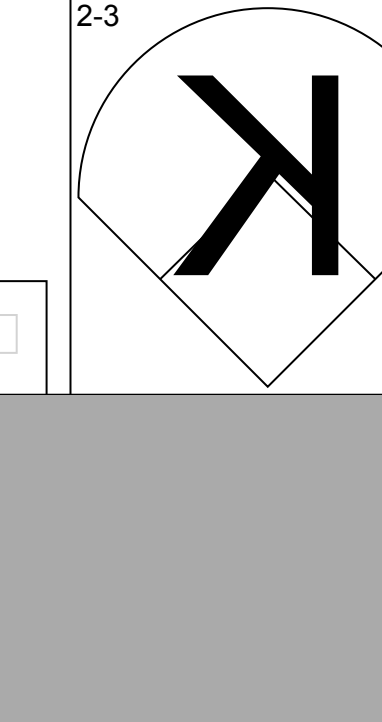
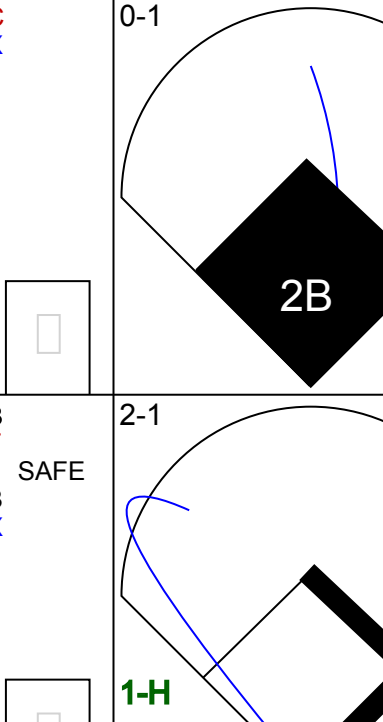
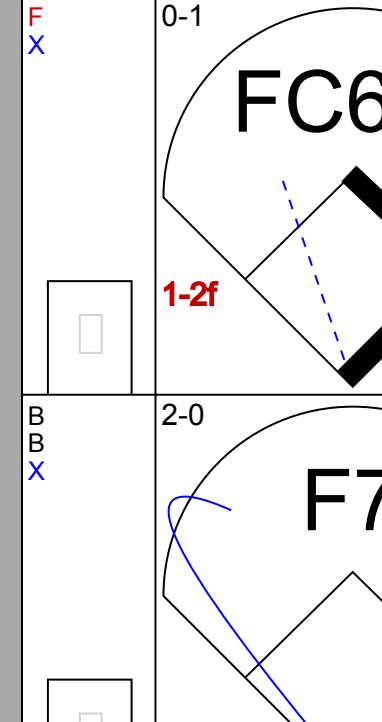



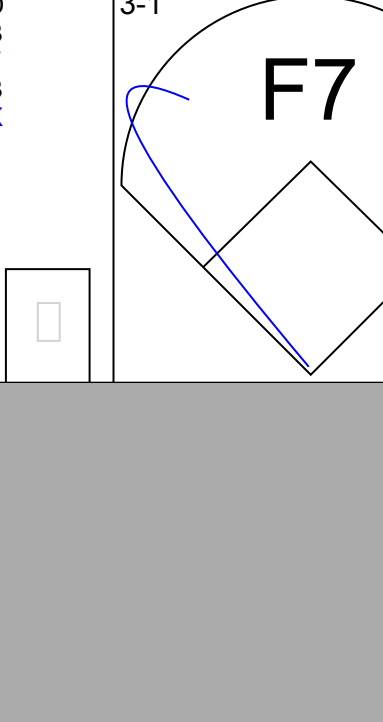
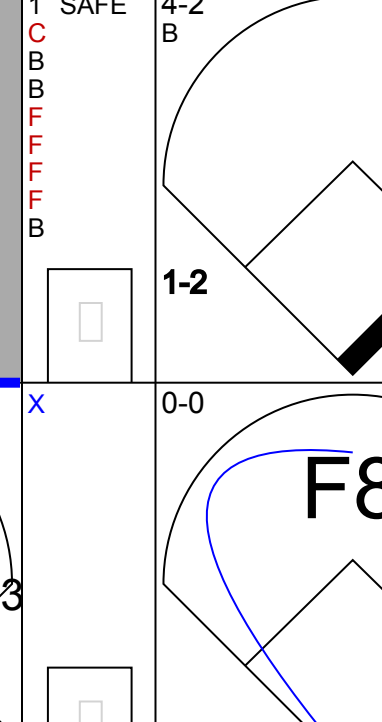


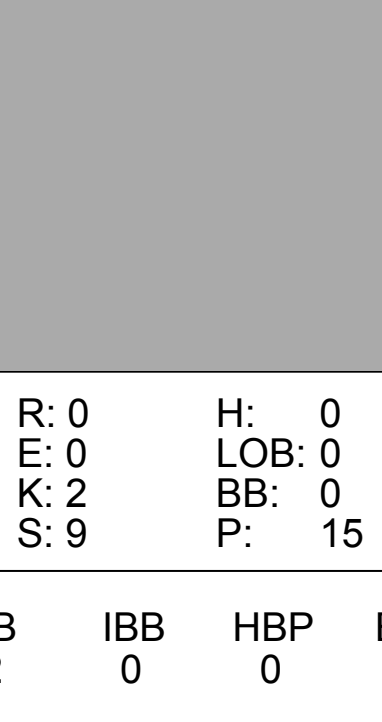
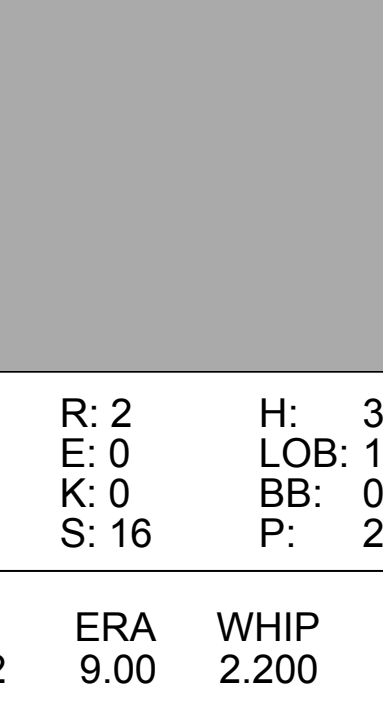
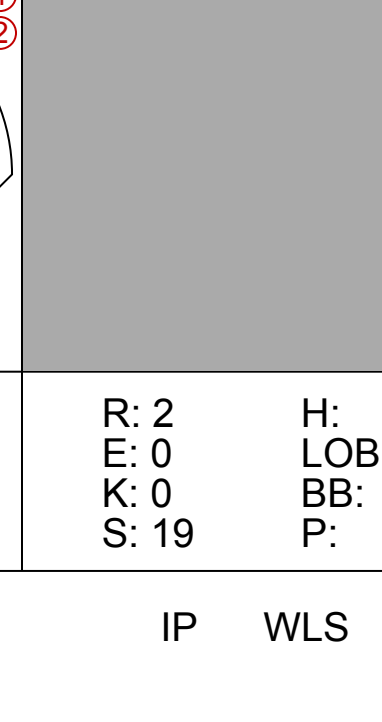
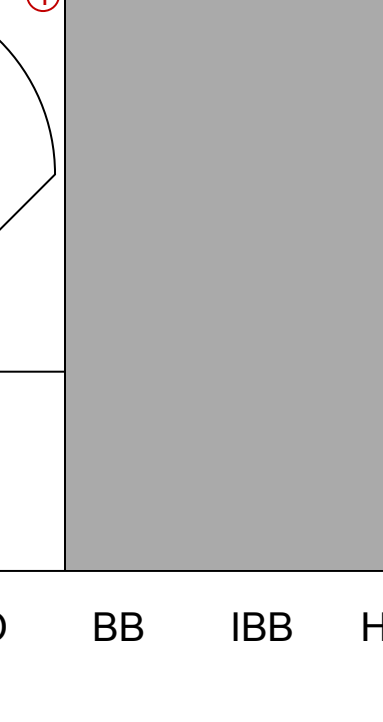





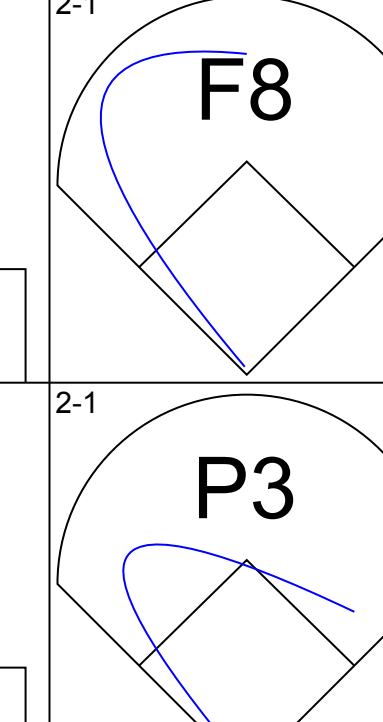
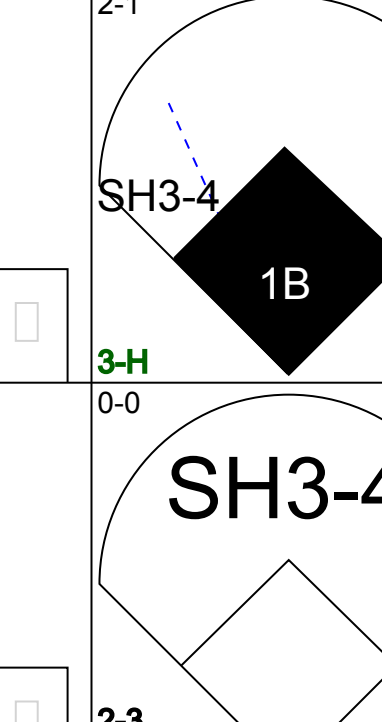
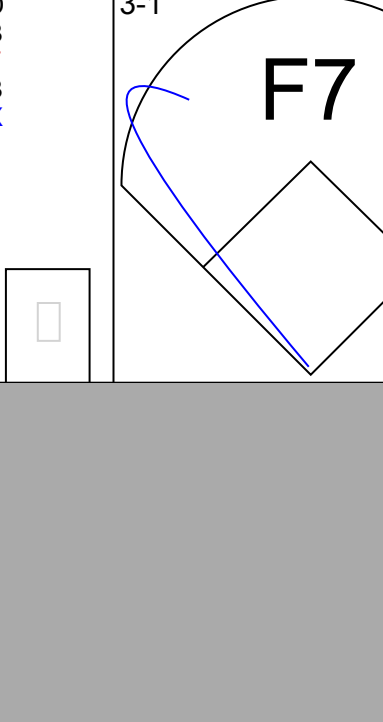
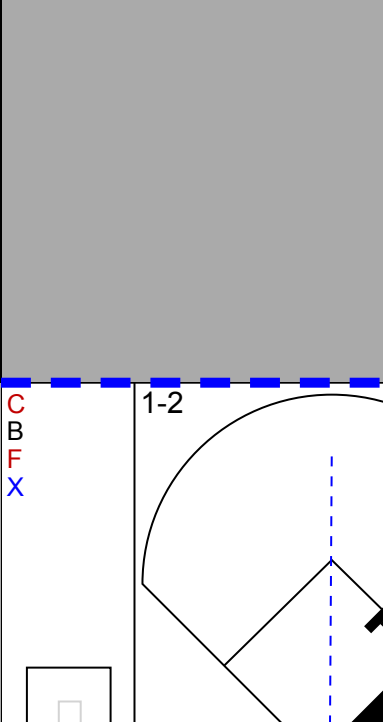
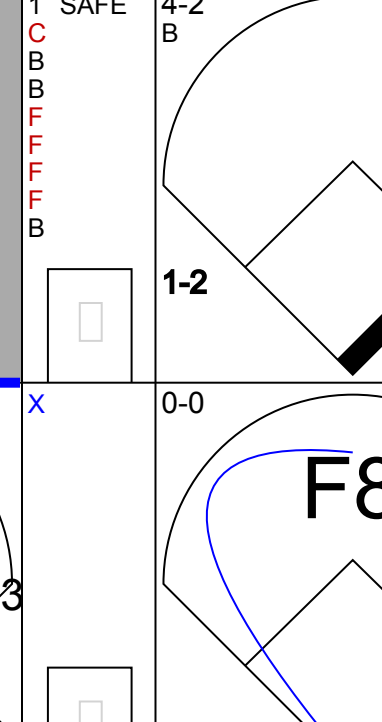

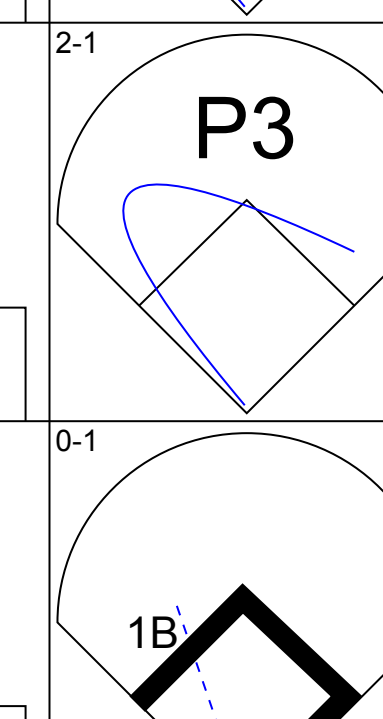
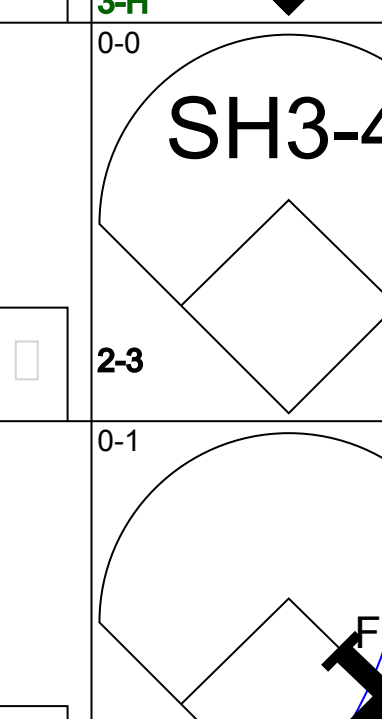
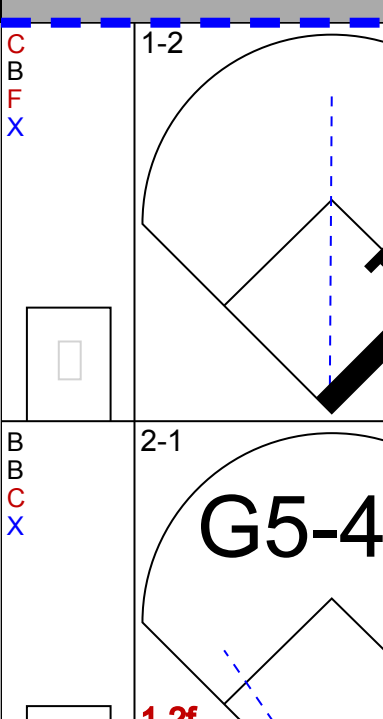
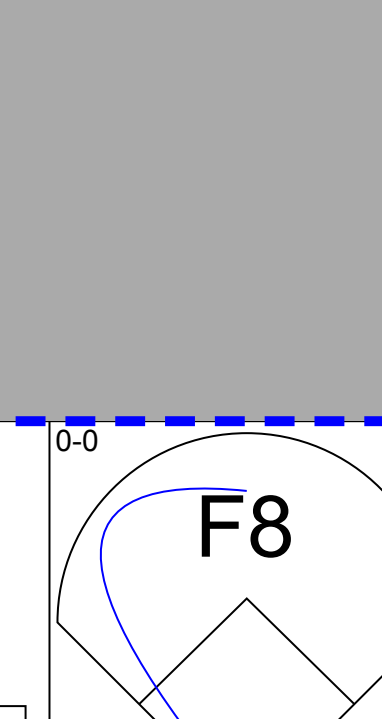
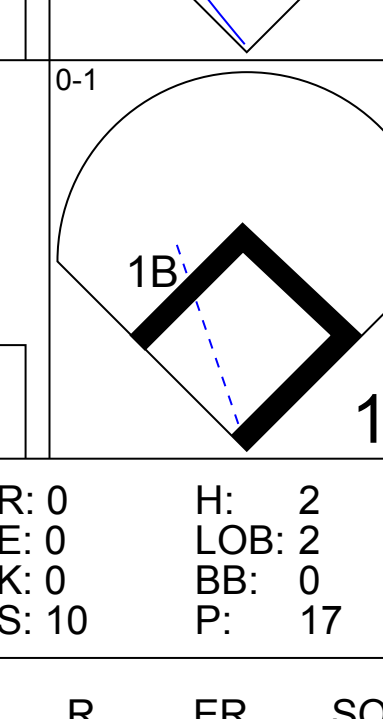
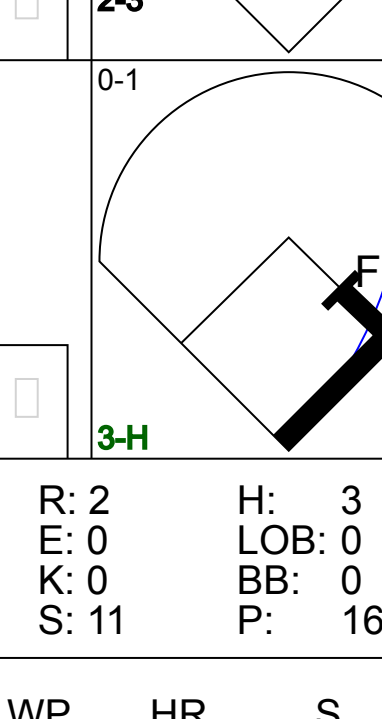
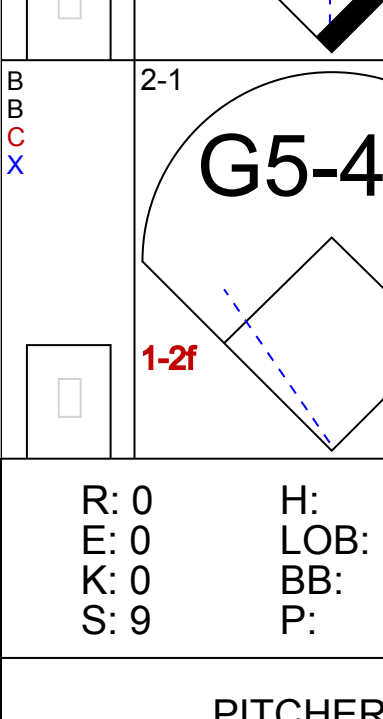
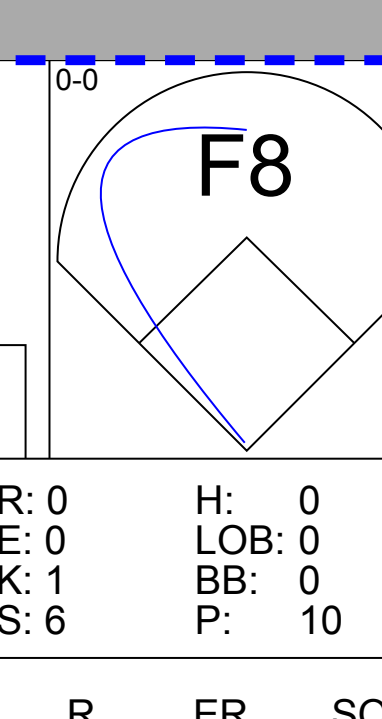
Batter	1	2	3	4	5	6	7	8	9	AB	R	H	RBI	BB	SO	LOB	BOTTOM								
Tony Phillips, S (1, 7) OBP: 0.413, SLG: 0.371										3	1	0	0	1	2	0	Oakland Athletics @ Anaheim Angels Anaheim Stadium, Anaheim, CA Sat Jun 21 1997, 10:05 PM EDT Att: 24,481 - Unknown - 71 F								
Darin Erstad, L (1, 10) OBP: 0.352, SLG: 0.453										4	1	1	0	0	0	1									
Dave Hollins, S (1, 5) OBP: 0.380, SLG: 0.462										3	1	1	1	1	1	2									
Tim Salmon, R (1, 9) OBP: 0.395, SLG: 0.488										3	2	1	0	1	1	3									
16 Garret Anderson, L (1, 8) OBP: 0.339, SLG: 0.385										4	0	1	2	0	0	3									
Jack Howell, L (1, 3) OBP: 0.333, SLG: 0.500										3	0	1	1	0	0	1									
Chad Kreuter, S (1, 2) OBP: 0.336, SLG: 0.362										3	0	1	0	1	1	0									
Luis Alicea, S (1, 4) OBP: 0.390, SLG: 0.408										3	0	0	0	1	1	3									
Gary Disarcina, R (1, 6) OBP: 0.268, SLG: 0.339										4	0	0	0	0	0	4									
Inning Stats	R: 2 E: 0 K: 1 S: 17	H: 1 LOB: 2 BB: 2 P: 34	R: 0 E: 0 K: 0 S: 6	H: 0 LOB: 1 BB: 1 P: 11	R: 0 E: 1 K: 2 S: 16	H: 0 LOB: 2 BB: 1 P: 28	R: 0 E: 0 K: 1 S: 8	H: 0 LOB: 1 BB: 1 P: 17	R: 0 E: 0 K: 0 S: 4	H: 0 LOB: 0 BB: 0 P: 10	R: 1 E: 0 K: 0 S: 4	H: 1 LOB: 0 BB: 0 P: 7	R: 2 E: 2 K: 1 S: 14	H: 2 LOB: 1 BB: 0 P: 20	R: 0 E: 0 K: 1 S: 8	H: 2 LOB: 2 BB: 0 P: 13		1B: 3 2B: 3 3B: 1 HR: 0	SF: 1 SAC: 0 DP: 1 HBP: 0	WP: 2 PB: 0 SB: 1 CS: 0	PA: 36				
PITCHER	IP	WLS	BF	H	R	ER	SO	BB	IBB	HBP	BLK	WP	HR	S	P	ERA	WHIP								
Ariel Prieto, R (1, 1) ERA: 4.6	6.2	L	30	4	5	3	5	5	0	0	0	1	0	66	123	4.05	1.350								
Dane Johnson, R (7, 1) ERA: 0.82	1.1		6	2	0	0	1	0	0	0	0	1	0	11	17	0.00	1.500								



Batter	1	2	3	4	5	6	7	8	9	AB	R	H	RBI	BB	SO	LOB	TOP																
Damon Mashore, R (1, 8) OBP: 0.371, SLG: 0.345 Jason McDonald, S (9, FH) OBP: 0.356, SLG: 0.439										4	2	2	2	0	2	1	Oakland Athletics @ Anaheim Angels Anaheim Stadium, Anaheim, CA Sun Jun 22 1997, 6:33 AM EDT Att: 23,389 - Sunny - 80 F																
Pat Lennon, R (1, 7) OBP: 0.425, SLG: 0.412 Matt Stairs, L (9, FH) OBP: 0.434, SLG: 0.699										4	0	1	1	0	3	0																	
Geronimo Berroa, R (1, 10) OBP: 0.393, SLG: 0.540										3	1	1	1	2	1	3																	
Mark McGwire, R (1, 3) OBP: 0.386, SLG: 0.642										2	0	0	0	3	1	2																	
Jose Canseco, R (1, 9) OBP: 0.327, SLG: 0.463										5	1	1	1	0	2	6																	
Scott Brosius, R (1, 5) OBP: 0.249, SLG: 0.286										4	0	0	0	0	1	1																	
George Williams, S (1, 2) OBP: 0.391, SLG: 0.310										4	0	0	0	0	0	1																	
Rafael Bourimigal, R (1, 6) OBP: 0.339, SLG: 0.318 Dave Magadan, L (8, FH) OBP: 0.366, SLG: 0.327										3	1	1	0	0	0	0																	
Mark Bellhorn, S (1, 4) OBP: 0.391, SLG: 0.350										2	1	0	0	2	2	1																	
Inning Stats	R: 0 E: 0 K: 3 S: 15	H: 0 LOB: 1 BB: 1 P: 25	R: 0 E: 0 K: 0 S: 7	H: 0 LOB: 0 BB: 0 P: 9	R: 1 E: 0 K: 2 S: 12	H: 1 LOB: 0 BB: 0 P: 17	R: 1 E: 0 K: 2 S: 12	H: 1 LOB: 1 BB: 1 P: 22	R: 2 E: 0 K: 0 S: 14	H: 2 LOB: 1 BB: 1 P: 23	R: 1 E: 0 K: 0 S: 7	H: 1 LOB: 0 BB: 0 P: 13	R: 1 E: 0 K: 2 S: 13	H: 1 LOB: 2 BB: 2 P: 29	R: 0 E: 0 K: 0 S: 5	H: 0 LOB: 0 BB: 0 P: 6		R: 0 E: 0 K: 1 S: 15	H: 0 LOB: 3 BB: 2 P: 26	1B: 2 2B: 1 3B: 0 HR: 3	SF: 0 SAC: 0 DP: 0 HBP: 1	WP: 1 PB: 1 SB: 1 CS: 0	PA: 41										
PITCHER	IP WLS BF H R ER SO BB IBB HBP BLK WP HR S P ERA WHIP	IP WLS BF H R ER SO BB IBB HBP BLK WP HR S P ERA WHIP																															
Chuck Finley, L (1, 1) ERA: 5.18	6.1	29	6	6	5	10	4	0	0	0	0	1	3	73	123	7.11	1.579																
Pep Harris, R (7, 1) ERA: 3.99	0.2	W 3	0	0	0	1	1	0	0	0	0	0	0	7	15	0.00	1.500																
Mike James, R (8, 1) ERA: 4.0	1.0	S 3	0	0	0	0	0	0	0	0	0	0	0	5	6	0.00	0.000																
Troy Percival, R (9, 1) ERA: 3.72	1.0	S 6	0	0	0	1	2	0	1	0	0	0	0	15	26	0.00	2.000																

AB	33
R	6
H	6
RBI	5
BB	7
SO	12
LOB	16



Batter	1	2	3	4	5	6	7	8	9	AB	R	H	RBI	BB	SO	LOB	BOTTOM																
Tony Phillips, S (1, 7) OBP: 0.412, SLG: 0.372										5	1	2	0	0	1	1	Oakland Athletics @ Anaheim Angels Anaheim Stadium, Anaheim, CA Sun Jun 22 1997, 6:33 AM EDT Att: 23,389 - Sunny - 80 F																
Darin Erstad, L (1, 3) OBP: 0.349, SLG: 0.452										5	1	1	0	0	1	3																	
Dave Hollins, S (1, 5) OBP: 0.385, SLG: 0.476										3	2	2	1	1	1	0																	
Jim Edmonds, L (1, 10) OBP: 0.378, SLG: 0.525										3	0	1	1	1	0	0																	
Tim Salmon, R (1, 9) OBP: 0.393, SLG: 0.486										3	1	1	1	0	1	1																	
Chad Kreuter, S (1, 2) OBP: 0.342, SLG: 0.398										4	1	2	1	0	1	3																	
Orlando Palmeiro, L (1, 8) OBP: 0.351, SLG: 0.277										3	1	1	1	1	0	1																	
Craig Grebeck, R (1, 4) OBP: 0.382, SLG: 0.463										3	0	1	0	0	2																		
Gary Disarcina, R (1, 6) OBP: 0.272, SLG: 0.341										4	0	2	1	0	0	1																	
Inning Stats	R: 1 E: 0 K: 2 S: 16	H: 1 LOB: 2 BB: 2 P: 29	R: 0 E: 0 K: 0 S: 10	H: 2 LOB: 0 BB: 0 P: 17	R: 0 E: 0 K: 2 S: 9	H: 0 LOB: 0 BB: 0 P: 15	R: 2 E: 0 K: 0 S: 11	H: 3 LOB: 0 BB: 0 P: 16	R: 2 E: 0 K: 0 S: 16	H: 3 LOB: 1 BB: 0 P: 25	R: 0 E: 0 K: 0 S: 9	H: 1 LOB: 0 BB: 0 P: 15	R: 2 E: 0 K: 0 S: 19	H: 3 LOB: 2 BB: 1 P: 31	R: 0 E: 0 K: 1 S: 6	H: 0 LOB: 0 BB: 0 P: 10		1B: 8 2B: 3 3B: 1 HR: 1	SF: 1 SAC: 1 DP: 1 HBP: 0	WP: 0 PB: 0 SB: 4 CS: 1	PA: 39												
PITCHER	IP WLS BF H R ER SO BB IBB HBP BLK WP HR S P ERA WHIP	IP WLS BF H R ER SO BB IBB HBP BLK WP HR S P ERA WHIP																															
Mike Oquist, R (1, 1) ERA: 4.13	5.0	25	9	5	5	4	2	0	0	0	0	0	0	28	46	9.00	2.500																
Aaron Small, R (6, 1) ERA: 5.05	2.0	L 10	4	2	2	0	1	0	0	0	0	0	0	6	10	0.00	0.000																
Mike Mohler, L (8, 1) ERA: 7.07	1.0	S 3	0	0	0	1	0	0	0	0	0	0	0	6	10	0.00	0.000																

AB	33
R	7
H	13
RBI	6
BB	3
SO	5
LOB	12



Batter	1	2	3	4	5	6	7	8	9	AB	R	H	RBI	BB	SO	LOB	TOP								
Tony Phillips, S OBP: 0.410, SLG: 0.367 (1, 7)	G5-3 		G6-3 		F8 		FC6-4 BB 			3	0	0	0	1	0	2									
Darin Erstad, L OBP: 0.344, SLG: 0.445 (1, 3)	L7 			F7 	F7 		FC6-4 			4	0	0	0	0	0	3									
Dave Hollins, S OBP: 0.383, SLG: 0.473 (1, 5)	K 			L4-6 BB 1B 		K 		K 		4	0	1	0	0	3	0									
Tim Salmon, R OBP: 0.394, SLG: 0.484 (1, 9)		G6-4-3 1B 		L4-6 BB 	F8 		K 			3	0	1	0	1	1	0									
Jim Edmonds, L OBP: 0.373, SLG: 0.517 (1, 8)	G6-4-3 		L4-6 		E5 BB 		F7 			4	0	0	0	0	0	3									
Jim Levritz, R OBP: 0.363, SLG: 0.451 (1, 10)	1B 				HR 		BB 		L7 	3	1	2	1	1	0	0									
Chad Kreuter, S OBP: 0.339, SLG: 0.392 (1, 2)	K 			G5-3 		K 				4	0	1	0	0	2	3									
Luis Alicaia, S OBP: 0.392, SLG: 0.407 (1, 4)			F8 		F8 1B 		FC1-6 BB 		P6 	3	0	1	0	1	0	1									
Gary Disarcina, R OBP: 0.273, SLG: 0.341 (1, 6)	L8 						FC1-6 CS 			3	0	1	0	0	0	1									
Inning Stats	R: 0 E: 0 K: 1 S: 10	H: 0 LOB: 0 BB: 0 P: 16	R: 0 E: 0 K: 1 S: 9	H: 2 LOB: 1 BB: 0 P: 10	R: 0 E: 0 K: 0 S: 5	H: 0 LOB: 0 BB: 0 P: 9	R: 0 E: 0 K: 0 S: 6	H: 1 LOB: 1 BB: 1 P: 13	R: 1 E: 0 K: 0 S: 17	H: 3 LOB: 2 BB: 0 P: 27	R: 0 E: 1 K: 2 S: 13	H: 0 LOB: 2 BB: 1 P: 22	R: 0 E: 0 K: 0 S: 5	H: 0 LOB: 0 BB: 2 P: 15	R: 0 E: 0 K: 2 S: 8	H: 0 LOB: 0 BB: 0 P: 13	R: 0 E: 0 K: 0 S: 8	H: 1 LOB: 0 BB: 0 P: 11	1B: 6 2B: 1 3B: 0 HR: 1	SF: 0 SAC: 0 DP: 2 HBP: 0	WP: 0 PB: 0 SB: 0 CS: 2	PA: 35			
PITCHER	IP	WLS	BF	H	R	ER	SO	BB	IBB	HBP	BLK	WP	HR	S	P	ERA	WHIP								
Darren Oliver, L ERA: 4.38 (1, 1)	7.0	L	29	6	1	1	4	4	0	0	0	0	1	65	112	1.29	1.429								
Danny Patterson, R ERA: 2.73 (8, 1)	2.0		6	1	0	0	2	0	0	0	0	0	0	16	24	0.00	0.500								

Anaheim Angels @ Texas Rangers
The Ballpark at Arlington, Arlington, TX
Mon Jun 23 1997, 8:05 PM EDT
Att: 41,984 - Unknown - 78 F

AB	31
R	1
H	7
RBI	1
BB	4
SO	6
LOB	13



Batter	1	2	3	4	5	6	7	8	9	AB	R	H	RBI	BB	SO	LOB	BOTTOM								
Mark McLemore, S OBP: 0.297, SLG: 0.267 (1, 4)	FC4-6 BB 		FC5-4 1B 		G1-3 		G3-1 			3	0	1	0	1	0	1									
Ivan Rodriguez, R OBP: 0.377, SLG: 0.538 (1, 2)	FC4-6 FC4 		FC5-4 HBP 29 1B 		1B 		G1-3 			4	0	1	0	0	0	4									
29 Rusty Greer, L OBP: 0.432, SLG: 0.538 (1, 7)	L8 		HBP 1B 		L9 					3	0	1	0	1	0	2									
Juan Gonzalez, R OBP: 0.297, SLG: 0.513 (1, 9)	FC4 		HBP 				FC3-6 1B 		L8 	3	0	1	0	0	0	2									
Willi Clark, L OBP: 0.445, SLG: 0.528 (1, 3)			G3 				FC3-6 		F8 	4	0	1	0	0	0	5									
Dean Palmer, R OBP: 0.290, SLG: 0.372 (1, 5)		P6 		2-6 1B 			F9 		CS 	4	0	1	0	0	1	2									
Mike Simms, R OBP: 0.297, SLG: 0.522 (1, 10)		K 		P3 			L7 			3	0	0	0	0	1	3									
Warren Newson, L OBP: 0.362, SLG: 0.453 (9, PH)										1	0	0	0	0	1	0									
Damon Buford, R OBP: 0.299, SLG: 0.345 (9, PH)										3	0	0	0	0	2	2									
Lee Stevens, L OBP: 0.326, SLG: 0.513 (9, PH)										1	0	0	0	0	1	0									
Benji Gil, R OBP: 0.280, SLG: 0.326 (7, PH)										2	0	0	0	0	2	0									
Mickey Tettleton, S ERA: 5.67 (7, PH)										1	0	1	0	0	0	0									
Domingo Cedeno, S ERA: 1.33 (7, PH)										0	0	0	0	0	0	0									
Domingo Cedeno, S OBP: 0.308, SLG: 0.459 (8, 6)										0	0	0	0	0	0	0									
Inning Stats	R: 0 E: 0 K: 0 S: 8	H: 0 LOB: 1 BB: 1 P: 14	R: 0 E: 0 K: 2 S: 10	H: 1 LOB: 0 BB: 0 P: 16	R: 0 E: 0 K: 1 S: 14	H: 2 LOB: 3 BB: 0 P: 23	R: 0 E: 0 K: 0 S: 12	H: 1 LOB: 1 BB: 0 P: 16	R: 0 E: 0 K: 0 S: 13	H: 1 LOB: 1 BB: 0 P: 21	R: 0 E: 0 K: 0 S: 7	H: 1 LOB: 1 BB: 0 P: 12	R: 0 E: 0 K: 1 S: 15	H: 1 LOB: 2 BB: 0 P: 23	R: 0 E: 0 K: 0 S: 6	H: 0 LOB: 0 BB: 1 P: 16	R: 0 E: 0 K: 3 S: 10	H: 0 LOB: 0 BB: 0 P: 15	1B: 5 2B: 1 3B: 1 HR: 0	SF: 0 SAC: 0 DP: 0 HBP: 1	WP: 0 PB: 0 SB: 0 CS: 1	PA: 36			
PITCHER	IP	WLS	BF	H	R	ER	SO	BB	IBB	HBP	BLK	WP	HR	S	P	ERA	WHIP								
Allen Watson, L ERA: 5.67 (1, 1)	6.0	W	26	6	0	0	4	1	0	0	0	0	0	64	102	0.00	1.167								
Shigetoshi Hasegawa, R ERA: 4.74 (7, 1)	1.0		4	1	0	0	1	0	0	0	0	0	0	15	23	0.00	1.000								
Mike Holtz, L ERA: 1.33 (8, 1)	0.2		3	0	0	0	0	1	0	0	0	0	0	4	12	0.00	1.500								
Rich DeLucia, R ERA: 2.43 (8, 1)	1.1	S	3	0	0	0	3	0	0	0	0	0	0	12	19	0.00	0.000								

Anaheim Angels @ Texas Rangers
The Ballpark at Arlington, Arlington, TX
Mon Jun 23 1997, 8:05 PM EDT
Att: 41,984 - Unknown - 78 F

AB	32
R	0
H	7
RBI	0
BB	2
SO	8
LOB	21



Batter	1	2	3	4	5	6	7	8	9	AB	R	H	RBI	BB	SO	LOB	TOP										
Tony Phillips, S (1, 10) OBP: 0.410, SLG: 0.369	E7 B1 2B	G6-3			F8		FC4-6		G4-3 BB	4	1	1	1	1	0	2											
Jim Edmonds, L (1, 8) OBP: 0.370, SLG: 0.513	K		G4-3			G1-3	F8		G4-3	2	0	0	0	0	1	1											
Orlando Palmeiro, L (5, 8) OBP: 0.393, SLG: 0.285										3	0	0	0	0	0	3											
Dave Hollins, S (1, 5) OBP: 0.377, SLG: 0.464	B1		F8			K		G3	G6-3	5	0	0	1	0	1	2											
Tim Salmon, R (1, 9) OBP: 0.389, SLG: 0.477	G5-3		K			F7		K		4	0	0	0	0	2	0											
16 Garret Anderson, L (1, 7) OBP: 0.341, SLG: 0.387		F7			G4-6-3 1B		G4-3			4	0	2	0	0	0	0											
Jim Leitz, R (1, 2) OBP: 0.381, SLG: 0.448	F8			K				F7		4	1	1	0	0	1	2											
Jack Howell, L (1, 3) OBP: 0.342, SLG: 0.500			G4-6-3			E7 1B FC4-6 1B			F9	4	2	2	0	0	0	1											
Luis Alica, S (1, 4) OBP: 0.398, SLG: 0.415					G4-3					3	3	2	0	1	0	0											
Gary Disarcina, R (1, 6) OBP: 0.274, SLG: 0.350										2	0	1	2	0	0	0											
Darin Erstad, L (7, PH) OBP: 0.348, SLG: 0.447										1	0	1	1	0	0	0											
Craig Grebeck, R (7, 6) OBP: 0.390, SLG: 0.485										1	0	1	1	0	0	0											
Inning Stats	R: 1 E: 1 K: 1 S: 11	H: 1 LOB: 0 BB: 0 P: 19	R: 2 E: 0 K: 0 S: 16	H: 3 LOB: 1 BB: 0 P: 20	R: 0 E: 0 K: 1 S: 6	H: 0 LOB: 0 BB: 0 P: 10	R: 0 E: 0 K: 1 S: 7	H: 1 LOB: 0 BB: 0 P: 9	R: 0 E: 0 K: 0 S: 5	H: 0 LOB: 0 BB: 0 P: 15	R: 3 E: 2 K: 0 S: 15	H: 3 LOB: 1 BB: 1 P: 24	R: 0 E: 0 K: 1 S: 9	H: 1 LOB: 1 BB: 0 P: 14	R: 1 E: 0 K: 0 S: 14	H: 2 LOB: 2 BB: 1 P: 26	1B: 7 2B: 3 3B: 1 HR: 0	SF: 0 SAC: 0 DP: 1 HBP: 0	WP: 0 PB: 0 SB: 0 CS: 0	PA: 39							
PITCHER	IP	WLS	BF	H	R	ER	SO	BB	IBB	HBP	BLK	WP	HR	S	P	ERA	WHIP										
Ken Hill, R (1, 1) ERA: 4.08	3.0		14	5	3	2	2	0	0	0	0	0	0	34	50	6.00	1.667										
Matt Whiteside, R (4, 1) ERA: 6.65	3.1		10	1	1	1	2	0	0	0	0	0	0	24	38	2.70	0.300										
Ed Vosberg, L (7, 1) ERA: 6.3	0.0		2	1	0	0	0	0	1	0	0	0	0	3	9	∞	∞										
Xavier Hernandez, R (7, 1) ERA: 3.15	2.0	L	9	3	3	2	1	0	0	0	0	0	0	19	28	9.00	1.500										
John Weteland, R (9, 1) ERA: 2.81	0.2		4	1	0	0	0	1	0	0	0	0	0	11	21	0.00	3.000										

Anaheim Angels @ Texas Rangers
The Ballpark at Arlington, Arlington, TX
Tue Jun 24 1997, 8:05 PM EDT
Att: 36,914 - Unknown - 88 F

AB 37
R 7
H 11
RBI 6
BB 2
SO 5
LOB 11



Batter	1	2	3	4	5	6	7	8	9	AB	R	H	RBI	BB	SO	LOB	BOTTOM											
Mark McLemore, S (1, 4) OBP: 0.305, SLG: 0.268	29 3B BB	G4-3		CS 2H 1B		F8				3	1	1	1	2	0	2												
Ivan Rodriguez, R (1, 2) OBP: 0.383, SLG: 0.542	29 3B 1B			CS	L9-6 29 1B				F8	5	1	4	0	0	0	2												
29 Rusty Greer, L (1, 7) OBP: 0.435, SLG: 0.544	1H 2H 1B 3B	F7								4	2	2	2	1	0	2												
Juan Gonzalez, R (1, 10) OBP: 0.300, SLG: 0.510	1B		K		F9				F9	5	0	2	2	0	1	3												
Willi Clark, L (1, 3) OBP: 0.440, SLG: 0.520	3H 1B		F8		L9-6				F7	5	0	1	0	0	0	4												
Dean Palmer, R (1, 5) OBP: 0.288, SLG: 0.372	K		G6-3						P6	5	0	1	0	0	2	3												
Warren Newson, L (1, 9) OBP: 0.366, SLG: 0.464	K			PB 1B 1B		P4				4	2	2	0	0	1	3												
Damon Buford, R (1, 8) OBP: 0.296, SLG: 0.341	F7			L9		P2				3	0	0	0	0	0	4												
Lee Stevens, L (8, PH) OBP: 0.331, SLG: 0.516										1	0	1	1	0	0	0												
Domingo Cedeno, S (8, FR) OBP: 0.308, SLG: 0.459										0	0	0	0	0	0	0												
Benji Gil, R (1, 6) OBP: 0.281, SLG: 0.322										2	0	0	0	1	1	1												
Mickey Tetleton, S (8, PH) OBP: 0.175, SLG: 0.378			G6-3							1	0	0	0	0	0	1												
Mike Simms, R (9, 9) OBP: 0.297, SLG: 0.522										0	0	0	0	0	0	0												
Inning Stats	R: 3 E: 0 K: 2 S: 20	H: 4 LOB: 2 BB: 1 P: 37	R: 0 E: 0 K: 0 S: 13	H: 1 LOB: 1 BB: 0 P: 20	R: 0 E: 0 K: 1 S: 10	H: 0 LOB: 0 BB: 0 P: 16	R: 1 E: 0 K: 1 S: 9	H: 2 LOB: 0 BB: 0 P: 15	R: 0 E: 0 K: 0 S: 8	H: 1 LOB: 2 BB: 1 P: 13	R: 0 E: 0 K: 0 S: 11	H: 1 LOB: 1 BB: 1 P: 21	R: 1 E: 0 K: 0 S: 10	H: 2 LOB: 0 BB: 0 P: 13	R: 1 E: 0 K: 1 S: 12	H: 2 LOB: 2 BB: 1 P: 26	R: 0 E: 0 K: 0 S: 11	H: 0 LOB: 1 BB: 1 P: 19	1B: 11 2B: 3 3B: 1 HR: 0	SF: 0 SAC: 0 DP: 2 HBP: 0	WP: 2 PB: 1 SB: 0 CS: 1	PA: 43						
PITCHER	IP	WLS	BF	H	R	ER	SO	BB	IBB	HBP	BLK	WP	HR	S	P	ERA	WHIP											
Dennis Springer, R (1, 1) ERA: 5.86	6.0		28	10	4	3	4	2	0	0	0	0	1	0	10	13	9.00	2.000										
Kevin Gross, R (7, 1) ERA: 4.05	1.0		4	2	1	1	0	0	0	0	0	0	0	10	24	13.50	4.500											
Mike James, R (8, 1) ERA: 4.17	0.2		5	2	1	1	1	1	0	0	0	0	0	10	24	13.50	4.500											
Rich DeLucia, R (8, 1) ERA: 2.41	0.1	W	1	0	0	0	0	0	0	0	0	0	0	2	2	0.00	0.000											
Troy Paroval, R (9, 1) ERA: 3.24	1.0	S	4	0	0	0	0	1	0	0	0	0	0	11	19	0.00	1.000											

Anaheim Angels @ Texas Rangers
The Ballpark at Arlington, Arlington, TX
Tue Jun 24 1997, 8:05 PM EDT
Att: 36,914 - Unknown - 88 F

AB 38
R 6
H 14
RBI 6
BB 4
SO 5
LOB 25



Batter	1	2	3	4	5	6	7	8	9	AB	R	H	RBI	BB	SO	LOB	TOP										
Tony Phillips, S OBP: 0.413, SLG: 0.375 (1, 7)										4	1	2	0	1	1	0	Anaheim Angels @ Texas Rangers The Ballpark at Arlington, Arlington, TX Wed Jun 25 1997, 4:33 AM EDT Att: 42,863 - Sunny - 92 F										
Luis Alicaia, S OBP: 0.398, SLG: 0.412 (1, 4)										4	1	1	0	1	0	3											
Darin Erstad, L OBP: 0.347, SLG: 0.446 (1, 10)										5	0	2	0	0	1	2											
Tim Salmon, R OBP: 0.386, SLG: 0.483 (1, 9)										5	1	1	1	0	0	6											
16 Garret Anderson, L OBP: 0.342, SLG: 0.385 (1, 8)											4	1	1	0	1	0											
Jim Leyritz, R OBP: 0.391, SLG: 0.446 Jack Howell, L OBP: 0.351, SLG: 0.500 (5, PR)										3	0	1	2	0	0	1											
Chad Kreuter, S OBP: 0.336, SLG: 0.387 (1, 2)										4	0	1	0	0	0	4											
Craig Grebeck, R OBP: 0.383, SLG: 0.472 (1, 5)										4	0	1	0	0	0	2											
Gary Disarcina, R OBP: 0.270, SLG: 0.345 (1, 6)										4	0	0	0	0	0	1											
Inning Stats	R: 0 E: 0 K: 1 S: 8	H: 1 LOB: 1 BB: 0 P: 16	R: 1 E: 1 K: 0 S: 12	H: 2 LOB: 3 BB: 1 P: 22	R: 1 E: 0 K: 0 S: 8	H: 1 LOB: 0 BB: 0 P: 11	R: 0 E: 0 K: 0 S: 7	H: 1 LOB: 0 BB: 0 P: 9	R: 2 E: 0 K: 1 S: 11	H: 3 LOB: 2 BB: 1 P: 20	R: 0 E: 0 K: 0 S: 13	H: 2 LOB: 1 BB: 1 P: 20	R: 0 E: 0 K: 0 S: 6	H: 0 LOB: 1 BB: 1 P: 14	R: 0 E: 0 K: 0 S: 7	H: 0 LOB: 0 BB: 0 P: 12	R: 0 E: 0 K: 0 S: 8	H: 0 LOB: 0 BB: 0 P: 11	1B: 8 2B: 1 3B: 0 HR: 1	SF: 0 SAC: 0 DP: 1 HBP: 0	WP: 0 PB: 0 SB: 1 CS: 0	PA: 41					
PITCHER	IP	WLS	BF	H	R	ER	SO	BB	IBB	HBP	BLK	WP	HR	S	P	ERA	WHIP										
Bobby Witt, R ERA: 4.01 (1, 1)	8.0		38	10	4	3	2	3	1	0	0	0	1	72	124	3.38	1.625										
Eric Gunderson, L ERA: 1.95 (9, 1)	1.0	W	3	0	0	0	0	0	0	0	0	0	0	8	11	0.00	0.000										

Batter	1	2	3	4	5	6	7	8	9	AB	R	H	RBI	BB	SO	LOB	BOTTOM										
Mark McLemore, S OBP: 0.306, SLG: 0.276 (1, 4)										6	2	2	1	0	1	5	Anaheim Angels @ Texas Rangers The Ballpark at Arlington, Arlington, TX Wed Jun 25 1997, 4:33 AM EDT Att: 42,863 - Sunny - 92 F										
Domingo Cedeno, S OBP: 0.323, SLG: 0.467 (1, 6)										5	0	3	1	0	1	1											
29 Rusty Greer, L OBP: 0.441, SLG: 0.546 (1, 7)										3	1	2	0	2	0	1											
Juan Gonzalez, R OBP: 0.302, SLG: 0.510 (1, 9)										4	0	2	2	0	0	3											
Will Clark, L OBP: 0.436, SLG: 0.513 (1, 3)										5	0	1	1	0	2	5											
Mike Simms, R OBP: 0.299, SLG: 0.507 Lee Stevens, L OBP: 0.335, SLG: 0.519 Mickey Tettleton, S OBP: 0.171, SLG: 0.368 Benji Gil, R OBP: 0.281, SLG: 0.322 (1, 10)										2	0	0	0	1	1	2											
Dean Palmer, R OBP: 0.284, SLG: 0.367 (1, 5)										4	0	0	0	0	0	4											
Damon Buford, R OBP: 0.299, SLG: 0.341 Warren Newson, L OBP: 0.371, SLG: 0.464 (9, PH)										3	1	1	0	1	1	2											
Henry Mercedes, R OBP: 0.263, SLG: 0.333 Ivan Rodriguez, R OBP: 0.387, SLG: 0.542 (7, PH)										3	0	1	0	0	2	2											
Inning Stats	R: 0 E: 0 K: 1 S: 10	H: 2 LOB: 2 BB: 0 P: 16	R: 0 E: 0 K: 0 S: 6	H: 0 LOB: 0 BB: 0 P: 10	R: 1 E: 0 K: 1 S: 18	H: 2 LOB: 2 BB: 1 P: 32	R: 0 E: 0 K: 1 S: 9	H: 0 LOB: 1 BB: 2 P: 17	R: 2 E: 0 K: 2 S: 12	H: 3 LOB: 2 BB: 1 P: 24	R: 1 E: 0 K: 1 S: 17	H: 3 LOB: 3 BB: 0 P: 29	R: 0 E: 0 K: 0 S: 13	H: 1 LOB: 1 BB: 1 P: 24	R: 0 E: 0 K: 0 S: 8	H: 1 LOB: 1 BB: 0 P: 12	R: 1 E: 1 K: 0 S: 3	H: 1 LOB: 3 BB: 2 P: 13	1B: 12 2B: 1 3B: 0 HR: 0	SF: 1 SAC: 1 DP: 1 HBP: 0	WP: 0 PB: 1 SB: 1 CS: 0	PA: 46					
PITCHER	IP	WLS	BF	H	R	ER	SO	BB	IBB	HBP	BLK	WP	HR	S	P	ERA	WHIP										
Matt Perisho, L ERA: 6.25 (1, 1)	5.0		25	7	3	3	5	4	0	1	0	0	0	55	99	5.40	2.200										
Pep Harris, R ERA: 4.0 (6, 1)	2.0		12	4	1	1	3	0	1	0	0	0	0	30	53	4.50	2.000										
Mike Holtz, L ERA: 1.23 (8, 1)	1.0	L	5	1	1	0	0	0	0	0	0	0	0	9	13	0.00	1.000										
Shigetoshi Hasegawa, R ERA: 4.71 (9, 1)	0.1		4	1	0	0	0	0	2	0	0	0	0	2	12	0.00	3.000										

AB	37
R	4
H	10
RBI	3
BB	4
SO	2
LOB	19



Batter	1	2	3	4	5	6	7	8	9	AB	R	H	RBI	BB	SO	LOB	TOP								
Tony Phillips, S OBP: 0.414, SLG: 0.377	L9		G3			1B		BB		4	0	2	1	0	0	0	Anaheim Angels @ Seattle Mariners The Kingdome, Seattle, WA Thu Jun 26 1997, 10:05 PM EDT Att: 31,248 - Dome								
Darin Erstad, L OBP: 0.349, SLG: 0.445	1B			P4		F7		BB		3	0	1	0	1	0										
Dave Hollins, S OBP: 0.372, SLG: 0.457	P3			K		P6		G6-3		4	0	0	0	0	1										
Tim Salmon, R OBP: 0.384, SLG: 0.478	G1-3			F7		F8			BB	3	0	0	0	1	0										
Jim Edmonds, L OBP: 0.369, SLG: 0.509		F8			HR		G3		K	4	1	1	0	0	1										
Jim Leyritz, R OBP: 0.363, SLG: 0.465	P4				HR		P3		2B	4	1	2	2	0	0										
16 Garret Anderson, L OBP: 0.338, SLG: 0.380	L7				F7		P4		G1-3	4	0	0	0	0	2										
Luis Alicea, S OBP: 0.395, SLG: 0.407			G5-4-3		G6-3		G6-3	F8		3	0	0	0	1	0										
Gary Disarcina, R OBP: 0.271, SLG: 0.349			G5-4-3		G6-3			1B	2B	3	1	1	0	0	0										
Inning Stats	R: 0 E: 0 K: 0 S: 8	H: 1 LOB: 1 BB: 0 P: 16	R: 0 E: 0 K: 0 S: 7	H: 0 LOB: 0 BB: 0 P: 12	R: 0 E: 0 K: 1 S: 7	H: 0 LOB: 0 BB: 1 P: 13	R: 0 E: 0 K: 1 S: 9	H: 0 LOB: 0 BB: 0 P: 13	R: 2 E: 0 K: 0 S: 8	H: 2 LOB: 0 BB: 0 P: 15	R: 0 E: 0 K: 0 S: 10	H: 1 LOB: 1 BB: 0 P: 16	R: 0 E: 0 K: 0 S: 4	H: 0 LOB: 0 BB: 0 P: 8	R: 1 E: 0 K: 0 S: 11	H: 2 LOB: 1 BB: 1 P: 18	R: 0 E: 0 K: 1 S: 10	H: 1 LOB: 2 BB: 1 P: 19	1B: 4 2B: 2 3B: 0 HR: 1	SF: 0 SAC: 0 DP: 2 HBP: 0	WP: 0 PB: 0 SB: 0 CS: 0	PA: 35			
PITCHER	IP	WLS	BF	H	R	ER	SO	BB	IBB	HBP	BLK	WP	HR	S	P	ERA	WHIP								
Jamie Moyer, L ERA: 4.63	(1, 1)	7.0	W	25	4	2	2	1	1	0	0	0	1	53	93	2.57	0.714								
Bobby Ayala, R ERA: 4.37	(8, 1)	1.1		8	3	1	1	1	2	0	0	0	0	16	27	6.75	3.750								
Norm Charlton, L ERA: 6.81	(9, 1)	0.2	S	2	0	0	0	0	0	0	0	0	0	5	10	0.00	0.000								

Batter	1	2	3	4	5	6	7	8	9	AB	R	H	RBI	BB	SO	LOB	BOTTOM								
Joey Cora, S OBP: 0.407, SLG: 0.524	HR	G6-3		1B		1B		L8		5	1	3	1	0	0	0	Anaheim Angels @ Seattle Mariners The Kingdome, Seattle, WA Thu Jun 26 1997, 10:05 PM EDT Att: 31,248 - Dome								
Rob Ducey, L OBP: 0.310, SLG: 0.438	2B	2B		F8		L7		CS	2B	5	0	3	0	0	2										
Edgar Martinez, R OBP: 0.442, SLG: 0.532	K	P3		P3		L8		PB	BB	4	0	0	0	1	4										
Jay Buhner, R OBP: 0.389, SLG: 0.500	HBP		K		SH5-4	1B		PB	BB	3	1	2	0	1	1										
Paul Sorrento, L OBP: 0.348, SLG: 0.494	K		HR		1B	1B		FC1-5	BB	4	2	2	1	1	4										
Dan Wilson, R OBP: 0.321, SLG: 0.425	F7		K		SH5-4			FC1-5	BB	3	0	0	0	0	1										
Russ Davis, R OBP: 0.356, SLG: 0.534		E5			L4			E9	1B	4	1	2	0	0	2										
José Cruz Jr., S OBP: 0.302, SLG: 0.466	HR	G4-3			1B			K		4	1	2	3	0	1										
Alvaro Espinoza, R OBP: 0.208, SLG: 0.188	K			G4-3		F9		FC4-6		4	0	0	0	0	2										
Inning Stats	R: 1 E: 0 K: 2 S: 15	H: 2 LOB: 2 BB: 0 P: 29	R: 2 E: 1 K: 1 S: 19	H: 2 LOB: 1 BB: 0 P: 26	R: 1 E: 0 K: 2 S: 13	H: 2 LOB: 1 BB: 0 P: 17	R: 0 E: 0 K: 0 S: 6	H: 1 LOB: 1 BB: 0 P: 9	R: 1 E: 0 K: 0 S: 11	H: 3 LOB: 2 BB: 0 P: 15	R: 0 E: 0 K: 0 S: 10	H: 1 LOB: 1 BB: 0 P: 13	R: 1 E: 1 K: 1 S: 9	H: 1 LOB: 2 BB: 2 P: 20	R: 0 E: 0 K: 0 S: 15	H: 2 LOB: 2 BB: 1 P: 27	1B: 8 2B: 3 3B: 0 HR: 3	SF: 0 SAC: 1 DP: 0 HBP: 1	WP: 0 PB: 1 SB: 0 CS: 1	PA: 41					
PITCHER	IP	WLS	BF	H	R	ER	SO	BB	IBB	HBP	BLK	WP	HR	S	P	ERA	WHIP								
Jason Dickson, R ERA: 3.51	(1, 1)	6.0	L	30	11	5	4	5	0	1	0	0	0	74	109	6.00	1.833								
Kevin Gross, R ERA: 3.12	(7, 1)	2.0		11	3	1	0	1	3	0	0	0	0	24	47	0.00	3.000								

AB 32
R 3
H 7
RBI 3
BB 3
SO 2
LOB 13



AB 36
R 6
H 14
RBI 5
BB 3
SO 6
LOB 21



Batter	1	2	3	4	5	6	7	8	9	AB	R	H	RBI	BB	SO	LOB	TOP										
Tony Phillips, S OBP: 0.415, SLG: 0.376 (1, 7)										3	0	1	0	1	2	2											
Jim Edmonds, L OBP: 0.397, SLG: 0.505 (1, 10)										4	0	1	0	0	1	2											
Dave Hollins, S OBP: 0.370, SLG: 0.454 (1, 5)										4	1	1	0	0	2	3											
Tim Salmon, R OBP: 0.389, SLG: 0.478 (1, 9)										2	0	1	0	2	0	0											
Jim Leyritz, R OBP: 0.357, SLG: 0.459 (1, 3)										3	0	0	1	0	1	2											
16 Garnet Anderson, L OBP: 0.335, SLG: 0.377 Orlando Palmeiro, L OBP: 0.341, SLG: 0.271 (1, 8) (5, 8)										2	0	0	0	0	1	1											
Chad Kreuter, S OBP: 0.325, SLG: 0.373 (1, 2)										4	0	0	0	0	1	1											
Craig Grebeck, R OBP: 0.388, SLG: 0.480 (1, 4)										3	0	1	0	1	0	0											
Gary Disarcina, R OBP: 0.274, SLG: 0.348 (1, 6)										3	0	1	0	1	0	2											
Inning Stats	R: 0 E: 0 K: 0 S: 4	H: 1 LOB: 0 BB: 0 P: 8	R: 0 E: 0 K: 1 S: 6	H: 0 LOB: 0 BB: 0 P: 8	R: 0 E: 0 K: 1 S: 9	H: 1 LOB: 1 BB: 0 P: 14	R: 1 E: 0 K: 1 S: 15	H: 2 LOB: 1 BB: 0 P: 22	R: 0 E: 0 K: 1 S: 16	H: 2 LOB: 3 BB: 1 P: 24	R: 0 E: 0 K: 2 S: 10	H: 0 LOB: 1 BB: 1 P: 18	R: 0 E: 0 K: 1 S: 8	H: 0 LOB: 0 BB: 1 P: 16	R: 0 E: 0 K: 2 S: 13	H: 0 LOB: 1 BB: 1 P: 18	1B: 6 2B: 1 3B: 0 HR: 0	SF: 1 SAC: 0 DP: 3 HBP: 0	WP: 0 PB: 0 CS: 0	PA: 36							
PITCHER	IP	WLS	BF	H	R	ER	SO	BB	IBB	HBP	BLK	WP	HR	S	P	ERA	WHIP										
Jeff Fassero, L ERA: 3.65 Scott Sanders, R ERA: 6.71	(1, 1)	7.0	W	29	7	1	1	6	3	0	0	0	0	68	107	1.29	1.429										
(8, 1)	2.0	7	0	0	0	0	3	2	0	0	0	0	0	21	34	0.00	1.000										

Anaheim Angels @ Seattle Mariners
The Kingdome, Seattle, WA
Fri Jun 27 1997, 10:05 PM EDT
Att: 32,247 - Dome

AB 30
R 1
H 7
RBI 1
BB 5
SO 9
LOB 13



Batter	1	2	3	4	5	6	7	8	9	AB	R	H	RBI	BB	SO	LOB	BOTTOM										
Joey Cora, S OBP: 0.405, SLG: 0.518 Brent Gates, S OBP: 0.307, SLG: 0.413 (1, 4) (7, 4)										3	0	0	0	1	1	0											
Rich Amaral, R OBP: 0.316, SLG: 0.288 (1, 7)										2	1	1	0	1	1	2											
Alex Rodriguez, R OBP: 0.366, SLG: 0.520 (1, 6)										4	1	1	2	0	0	2											
Edgar Martinez, R OBP: 0.443, SLG: 0.535 (1, 10)										4	2	2	0	0	1	0											
Jay Buhner, R OBP: 0.390, SLG: 0.509 (1, 9)										3	2	1	1	1	2	1											
Mike Blowers, R OBP: 0.321, SLG: 0.420 (1, 3)										3	2	1	3	1	0	0											
Dan Wilson, R OBP: 0.324, SLG: 0.428 (1, 2)										3	0	1	2	1	0	0											
Russ Davis, R OBP: 0.354, SLG: 0.529 (1, 5)										4	0	1	0	0	2	2											
Rob Ducey, L OBP: 0.293, SLG: 0.412 (1, 8)										4	0	0	0	0	1	2											
Inning Stats	R: 4 E: 0 K: 2 S: 18	H: 3 LOB: 1 BB: 1 P: 31	R: 0 E: 0 K: 1 S: 8	H: 1 LOB: 0 BB: 0 P: 10	R: 3 E: 0 K: 1 S: 18	H: 3 LOB: 2 BB: 2 P: 35	R: 1 E: 0 K: 1 S: 11	H: 1 LOB: 0 BB: 0 P: 17	R: 0 E: 0 K: 1 S: 9	H: 0 LOB: 0 BB: 0 P: 11	R: 0 E: 0 K: 1 S: 7	H: 0 LOB: 0 BB: 1 P: 14	R: 0 E: 0 K: 1 S: 6	H: 0 LOB: 0 BB: 0 P: 9	R: 0 E: 0 K: 0 S: 8	H: 0 LOB: 0 BB: 1 P: 16	1B: 3 2B: 2 3B: 0 HR: 3	SF: 0 SAC: 0 DP: 2 HBP: 1	WP: 1 PB: 0 CS: 0	PA: 36							
PITCHER	IP	WLS	BF	H	R	ER	SO	BB	IBB	HBP	BLK	WP	HR	S	P	ERA	WHIP										
Chuck Finley, L ERA: 5.71 Shigetoshi Hasegawa, R ERA: 4.48	(1, 1)	5.0	L	27	8	8	8	6	3	0	1	0	0	64	104	14.40	2.200										
(6, 1)	3.0	9	0	0	0	0	2	2	0	0	0	0	0	21	39	0.00	0.667										

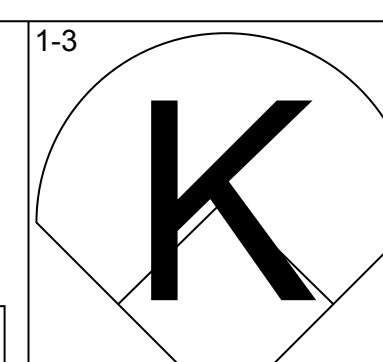
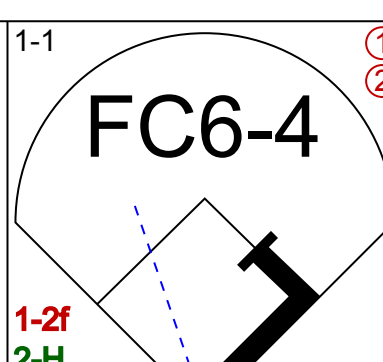
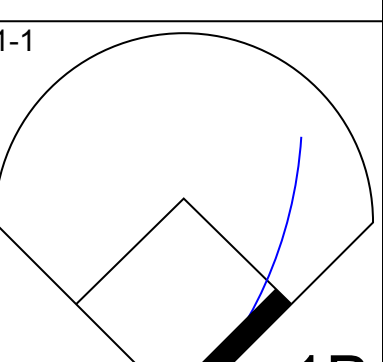
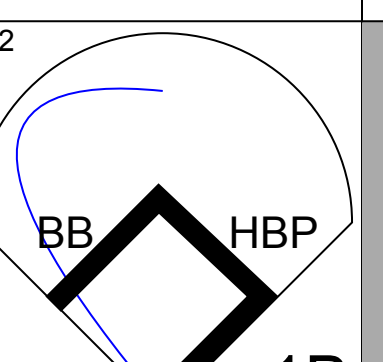
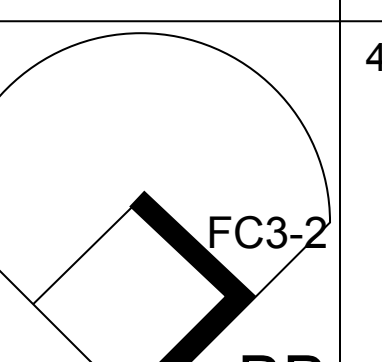
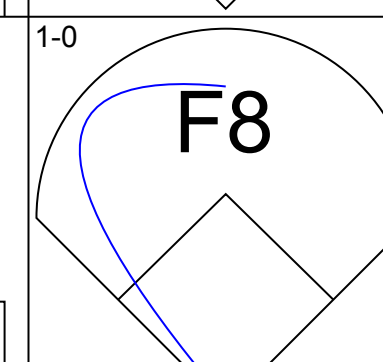
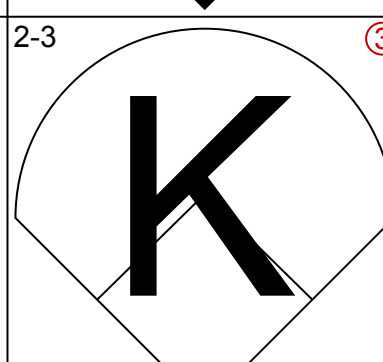
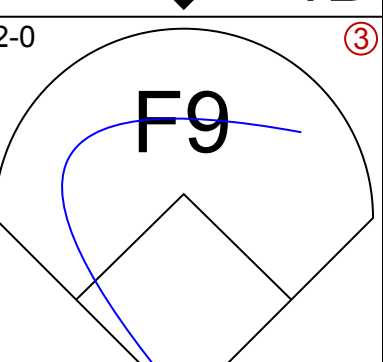
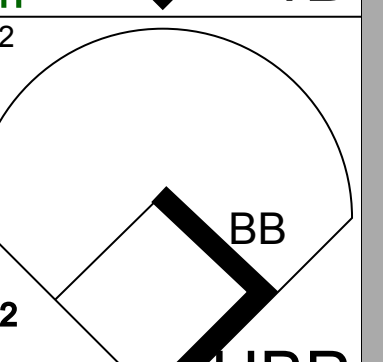
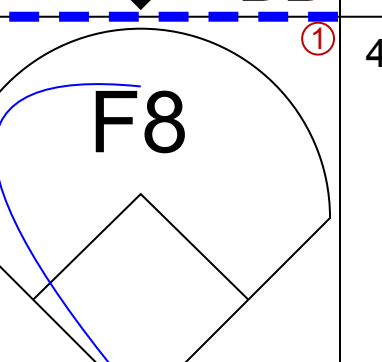
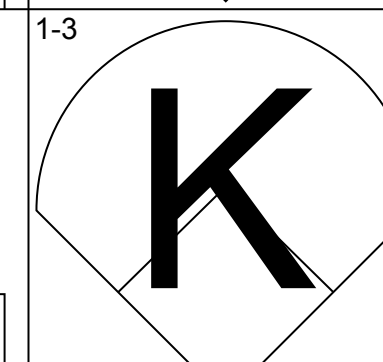
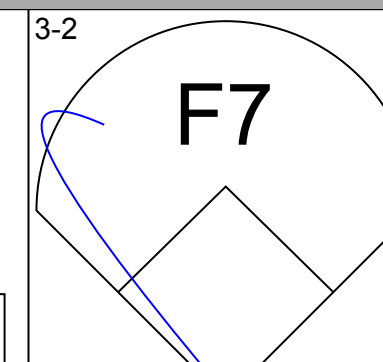
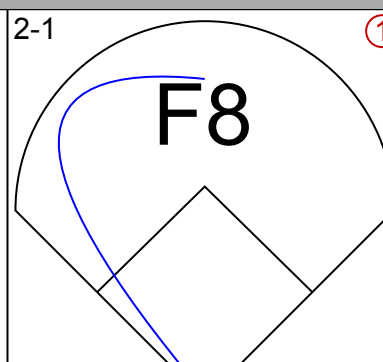

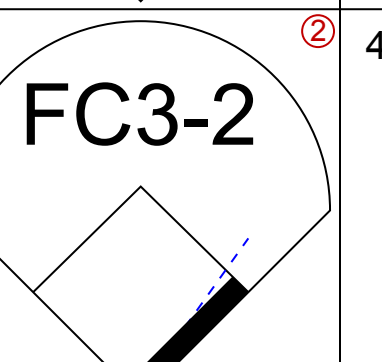
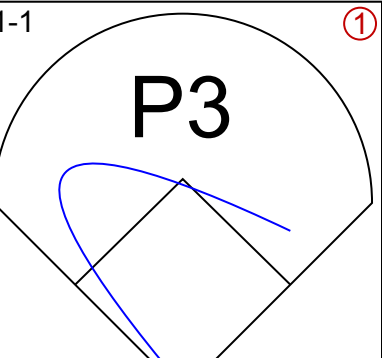

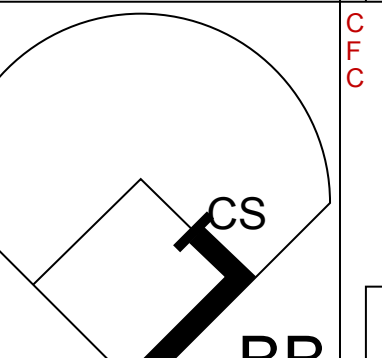

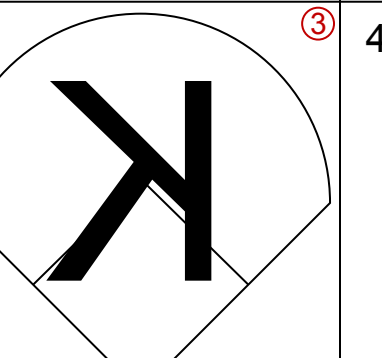
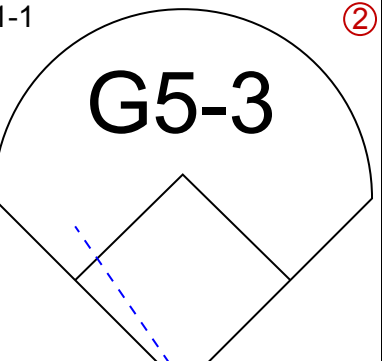
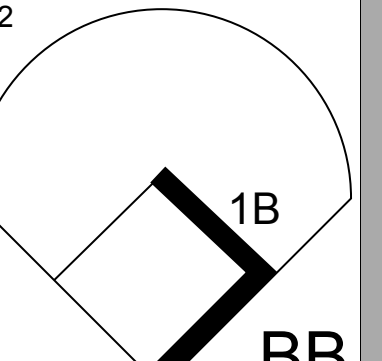
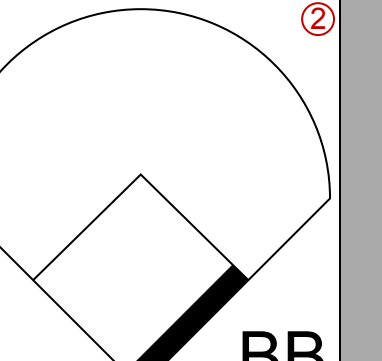
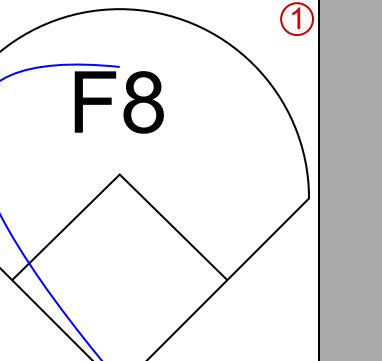
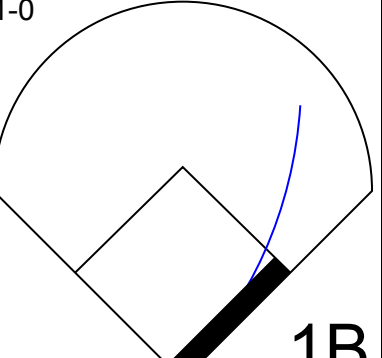
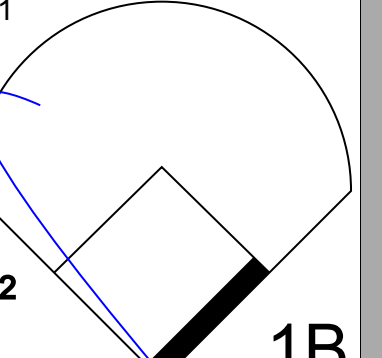
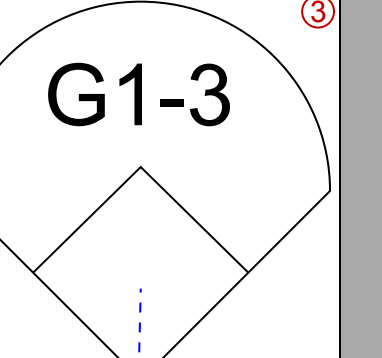
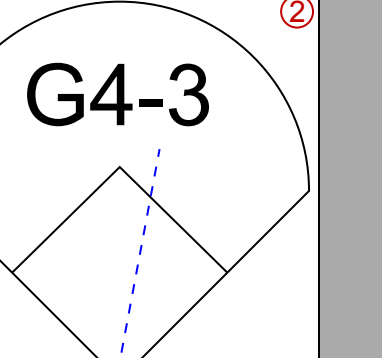
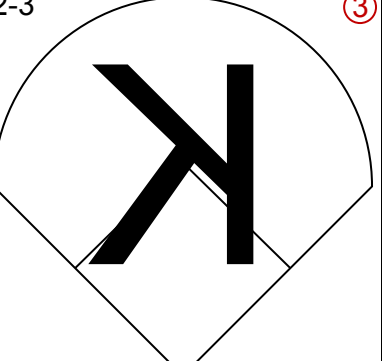
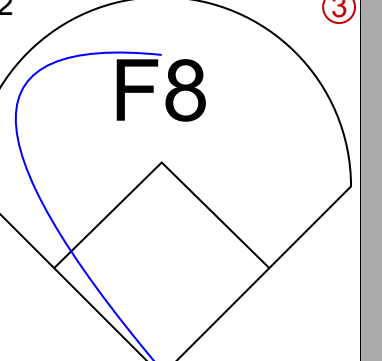
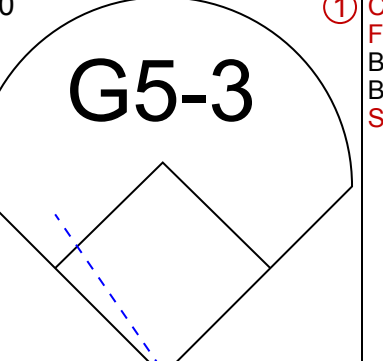
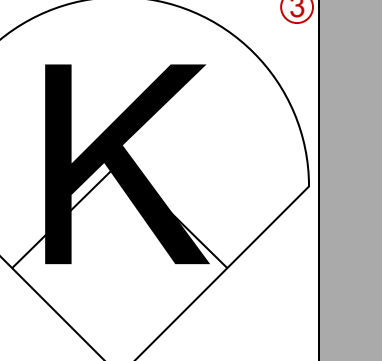
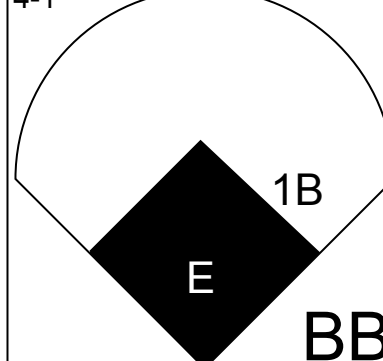
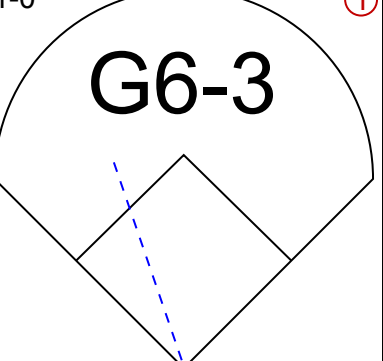
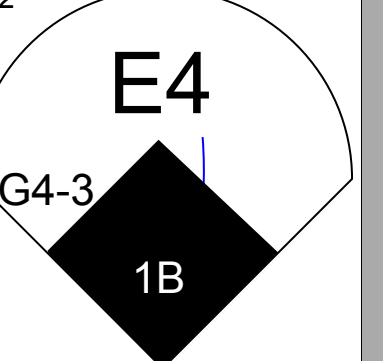
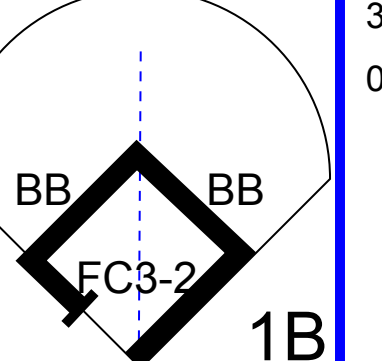
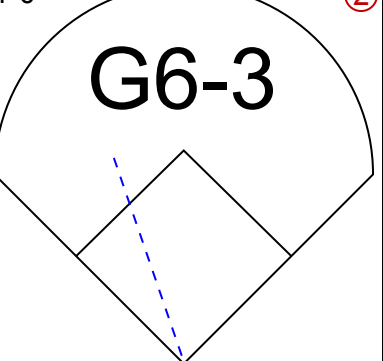
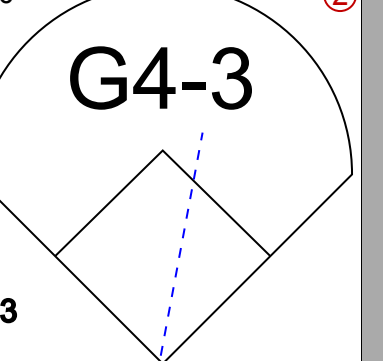
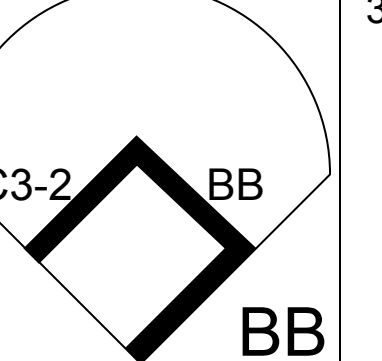

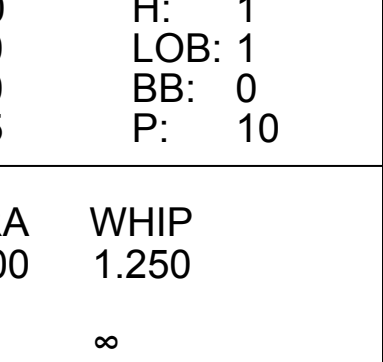
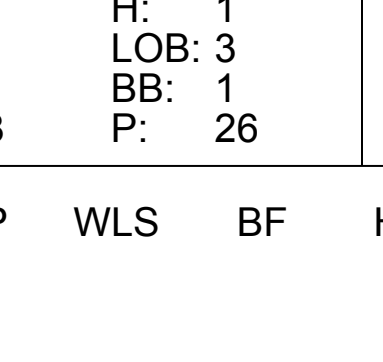
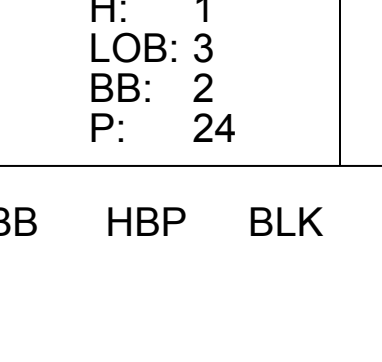
Anaheim Angels @ Seattle Mariners
The Kingdome, Seattle, WA
Fri Jun 27 1997, 10:05 PM EDT
Att: 32,247 - Dome

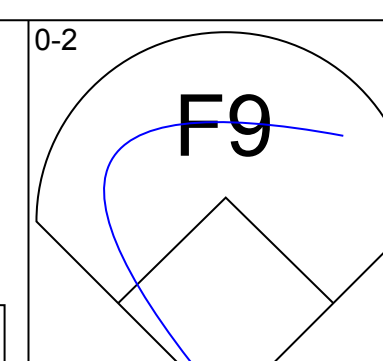
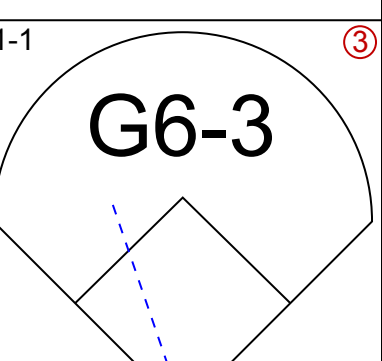
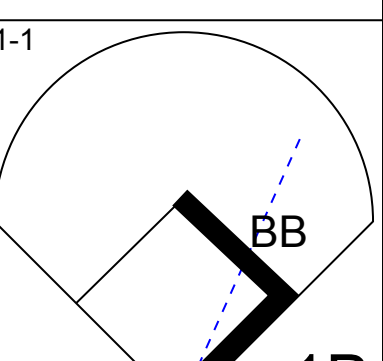
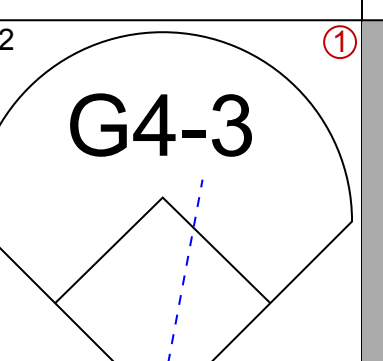

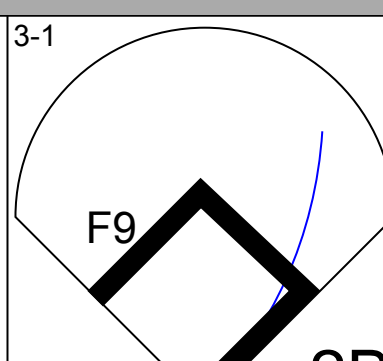
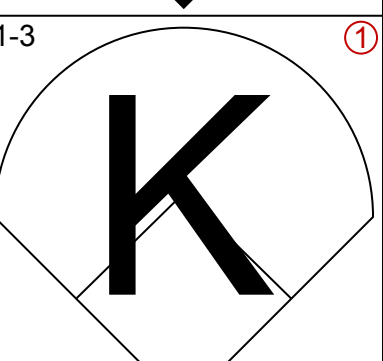
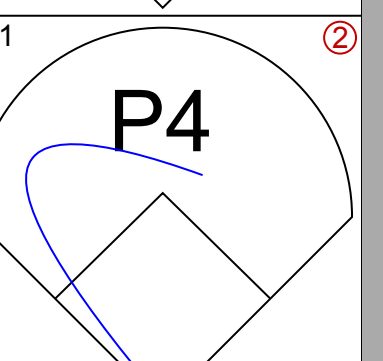

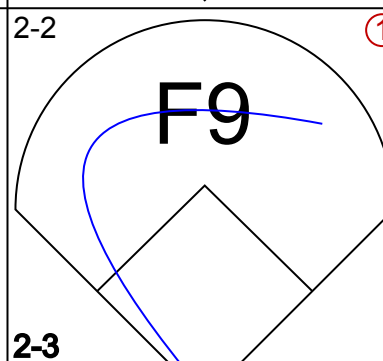
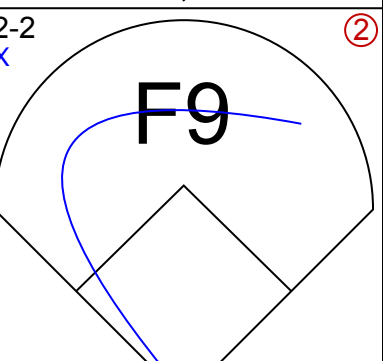
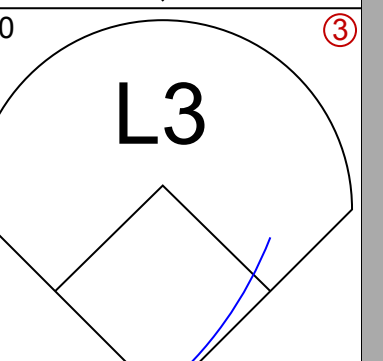

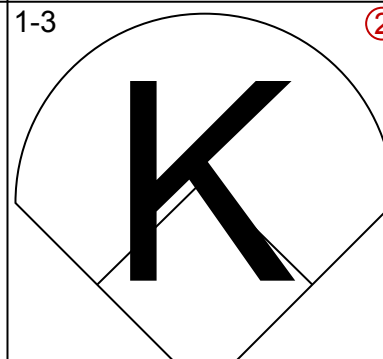
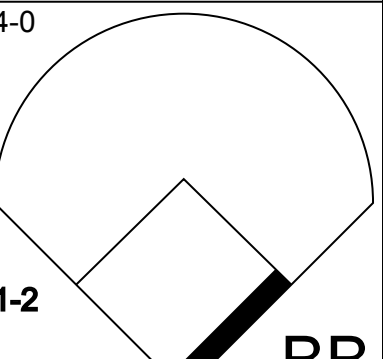

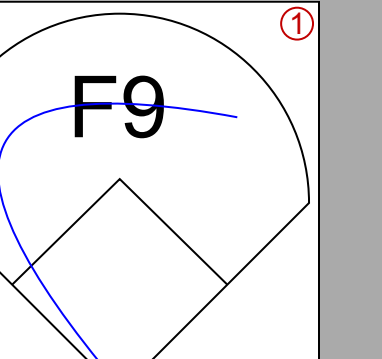

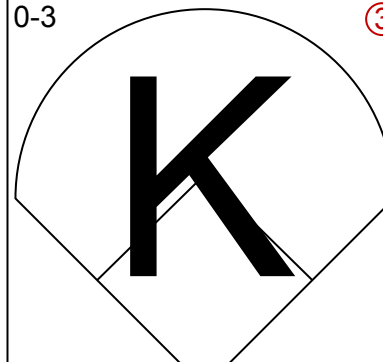
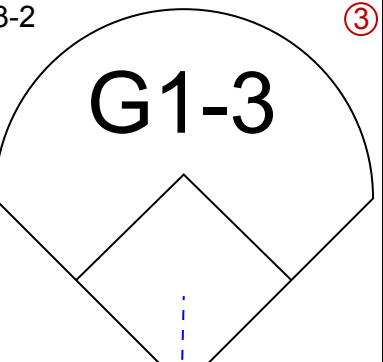

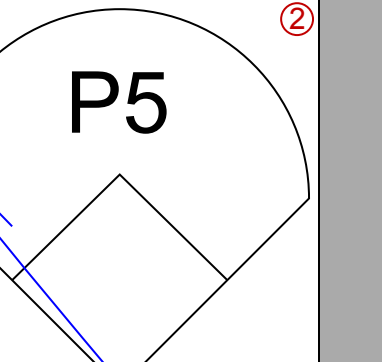

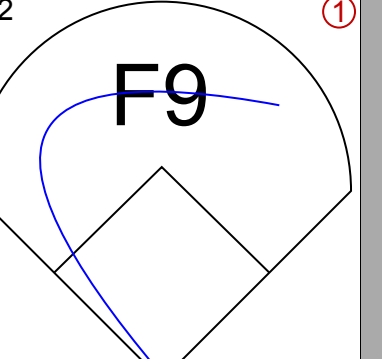
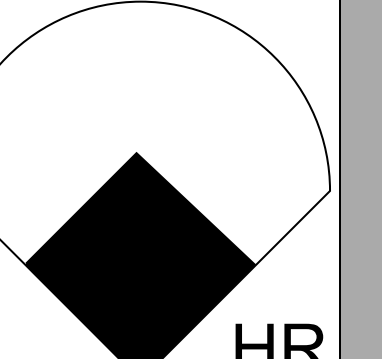
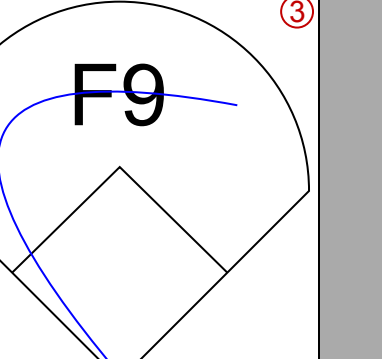


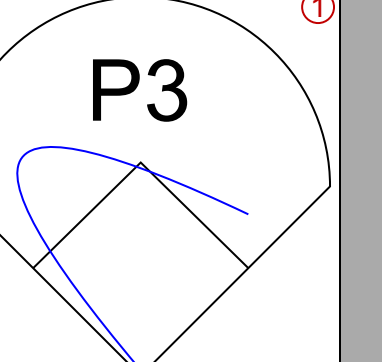
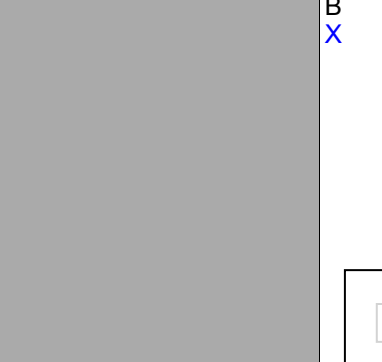
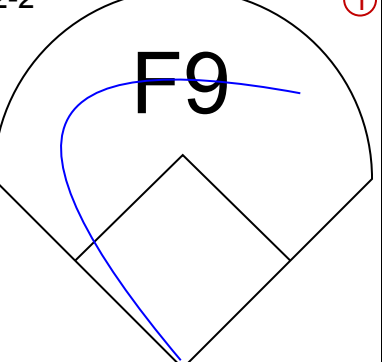
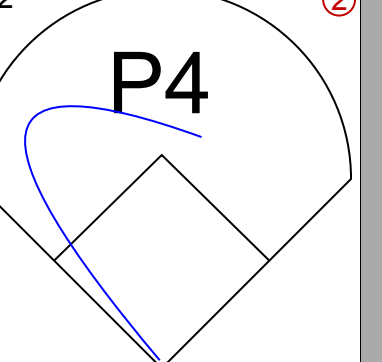
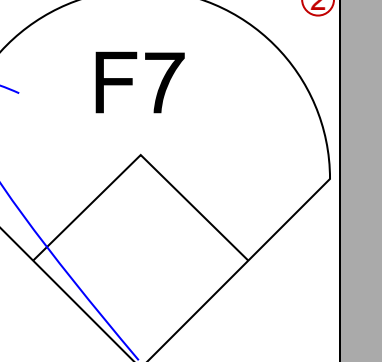
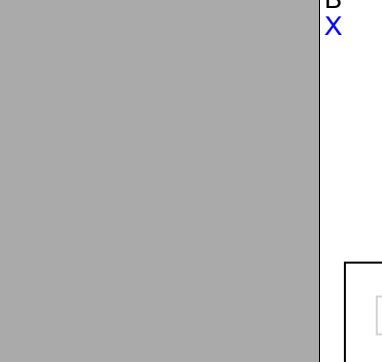
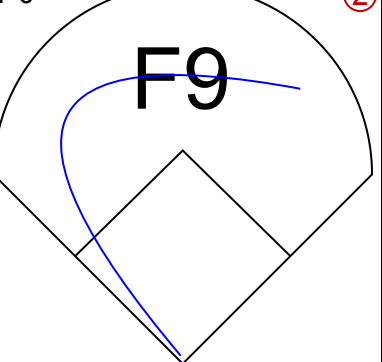
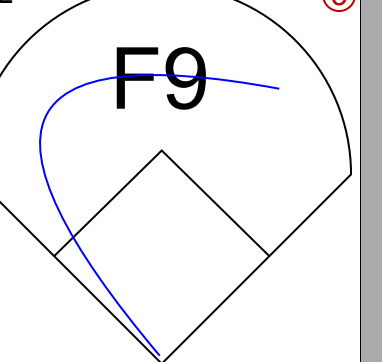
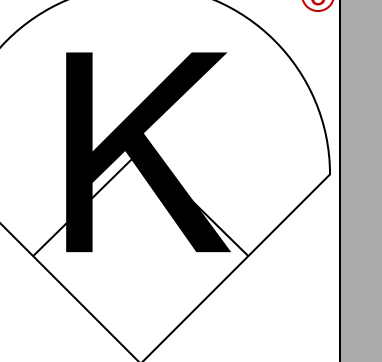
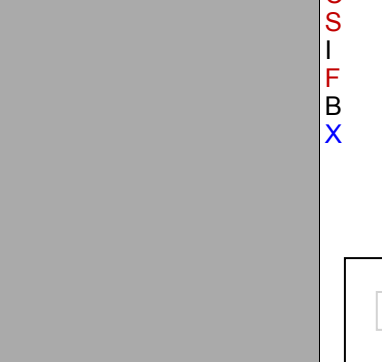
AB 30
R 8
H 8
RBI 8
BB 5
SO 8
LOB 9



Batter	1	2	3	4	5	6	7	8	9	AB	R	H	RBI	BB	SO	LOB	TOP									
Tony Phillips, S OBP: 0.415, SLG: 0.375 (1, 7)	F9		SF9 BB 1B		P5		WP S IBB		F7	4	1	1	0	1	0	1	Anaheim Angels @ Seattle Mariners The Kingdome, Seattle, WA Sat Jun 28 1997, 10:05 PM EDT Att: 38,750 - Dome - 68 F AB 34 R 6 H 9 RBI 4 BB 4 SO 4 LOB 16									
Darin Erstad, L OBP: 0.350, SLG: 0.440 (1, 3)	G4-3				G4-3		F 1B HBP		FC3-6 1B	3	1	0	0	1	0	1										
Dave Hollins, S OBP: 0.374, SLG: 0.458 (1, 5)			SF9			K				4	0	3	2	0	1	0										
Jim Edmonds, L OBP: 0.361, SLG: 0.496 Otlando Palmeiro, L OBP: 0.341, SLG: 0.271 (1, 8) (9, 8)	L4		G4-3			P6			L3	5	0	0	0	0	0	6										
Tim Salmon, R OBP: 0.390, SLG: 0.476 (1, 9)					F8					3	0	1	0	1	1	0										
16 Garret Anderson, L OBP: 0.334, SLG: 0.379 (1, 10)					L8					4	1	1	0	0	1	2										
Chad Kreuter, S OBP: 0.315, SLG: 0.360 (1, 2)					G6-3					4	0	0	0	0	1	3										
Luis Alicea, S OBP: 0.401, SLG: 0.424 (1, 4)										3	2	2	2	1	0	1										
Craig Grebeck, R OBP: 0.382, SLG: 0.468 (1, 6)					L4					4	1	1	0	0	0	2										
Inning Stats	R: 0 E: 0 K: 0 S: 8	H: 1 LOB: 1 BB: 0 P: 13	R: 0 E: 0 K: 1 S: 7	H: 1 LOB: 0 BB: 0 P: 8	R: 1 E: 0 K: 0 S: 12	H: 1 LOB: 2 BB: 2 P: 26	R: 0 E: 0 K: 0 S: 7	H: 0 LOB: 0 BB: 0 P: 9	R: 1 E: 0 K: 0 S: 8	H: 1 LOB: 0 BB: 0 P: 17	R: 0 E: 0 K: 2 S: 11	H: 0 LOB: 0 BB: 0 P: 15	R: 4 E: 0 K: 0 S: 17	H: 3 LOB: 1 BB: 1 P: 33	R: 0 E: 0 K: 1 S: 9	H: 0 LOB: 1 BB: 1 P: 13	R: 0 E: 0 K: 0 S: 13	H: 2 LOB: 2 BB: 0 P: 21	1B: 7 2B: 1 3B: 0 HR: 1	SF: 1 SAC: 0 DP: 0 HBP: 1	WP: 1 PB: 0 SB: 4 CS: 1	PA: 40				
PITCHER	IP	WLS	BF	H	R	ER	SO	BB	IBB	HBP	BLK	WP	HR	S	P	ERA	WHIP									
Derek Lowe, R ERA: 5.86 39 Greg McCarthy, L ERA: 3.5 Bob Wells, R ERA: 7.62	(1, 1)	6.2	L	28	6	5	5	3	2	1	0	0	0	1	61	103	6.75	1.200								

Batter	1	2	3	4	5	6	7	8	9	AB	R	H	RBI	BB	SO	LOB	BOTTOM									
Joey Cora, S OBP: 0.403, SLG: 0.513 (1, 4)	F8		L6			G5-3				3	1	0	0	1	0	0	Anaheim Angels @ Seattle Mariners The Kingdome, Seattle, WA Sat Jun 28 1997, 10:05 PM EDT Att: 38,750 - Dome - 68 F AB 29 R 1 H 3 RBI 1 BB 2 SO 8 LOB 7									
Alex Rodriguez, R OBP: 0.388, SLG: 0.523 (1, 6)			G4-3			G5-3				4	0	2	0	0	0	0										
Ken Griffey Jr., L OBP: 0.392, SLG: 0.675 (1, 10)					F7					4	0	0	0	0	2	3										
Edgar Martinez, R OBP: 0.440, SLG: 0.531 (1, 3)					F7					2	0	0	1	1	1	0										
Jay Buhner, R OBP: 0.388, SLG: 0.505 (1, 9)					K					4	0	1	0	0	3	3										
Mike Blowers, R OBP: 0.309, SLG: 0.403 (1, 7)						G4-3				3	0	0	0	0	2	1										
Dan Wilson, R OBP: 0.320, SLG: 0.423 Rob Ducey, L OBP: 0.293, SLG: 0.412 (1, 2) (9, 8)					F9					3	0	0	0	0	0	0										
Russ Davis, R OBP: 0.350, SLG: 0.523 (1, 5)					L5					3	0	0	0	0	0	0										
Rich Amaral, R OBP: 0.308, SLG: 0.280 John Marzano, R OBP: 0.359, SLG: 0.382 (1, 8) (9, 2)					F8					3	0	0	0	0	0	0										
Inning Stats	R: 0 E: 0 K: 2 S: 14	H: 1 LOB: 2 BB: 1 P: 26	R: 0 E: 0 K: 1 S: 6	H: 0 LOB: 0 BB: 0 P: 10	R: 0 E: 0 K: 0 S: 8	H: 0 LOB: 0 BB: 0 P: 14	R: 0 E: 0 K: 1 S: 8	H: 0 LOB: 0 BB: 0 P: 11	R: 0 E: 0 K: 0 S: 4	H: 0 LOB: 0 BB: 0 P: 8	R: 0 E: 0 K: 0 S: 7	H: 0 LOB: 0 BB: 0 P: 11	R: 0 E: 0 K: 2 S: 10	H: 1 LOB: 1 BB: 0 P: 16	R: 0 E: 0 K: 0 S: 7	H: 0 LOB: 0 BB: 0 P: 7	R: 1 E: 0 K: 2 S: 15	H: 1 LOB: 1 BB: 1 P: 29	1B: 2 2B: 1 3B: 0 HR: 0	SF: 1 SAC: 0 DP: 0 HBP: 0	WP: 1 PB: 0 SB: 0 CS: 0	PA: 32				
PITCHER	IP	WLS	BF	H	R	ER	SO	BB	IBB	HBP	BLK	WP	HR	S	P	ERA	WHIP									
Allen Watson, L ERA: 5.22 Troy Percival, R ERA: 3.35	(1, 1)	8.0	W	29	3	1	1	6	2	0	0	0	0	0	70	116	1.12	0.625								
(9, 1)	1.0		3	0	0	0	2	0	0	0	0	1	0	9	16	0.00	0.000									

Batter	1	2	3	4	5	6	7	8	9	AB	R	H	RBI	BB	SO	LOB	TOP			
Tony Phillips, S OBP: 0.418, SLG: 0.376 (1, 8)										4	0	2	1	1	1	1	Anaheim Angels @ Seattle Mariners The Kingdome, Seattle, WA Sun Jun 29 1997, 6:33 AM EDT Att: 42,760 - Dome			
Luis Alcaez, S OBP: 0.397, SLG: 0.416 (1, 4)										4	0	0	0	0	1	4				
Dave Hollins, S OBP: 0.371, SLG: 0.452 (1, 5)										4	0	0	0	1	1	3				
Tim Salmon, R OBP: 0.387, SLG: 0.469 (1, 9)										4	0	0	0	1	3	6				
Jim Leyritz, R OBP: 0.360, SLG: 0.455 (1, 3)										2	0	0	0	2	0	0				
Darin Erstad, L OBP: 0.352, SLG: 0.441 (1, 10)										4	0	2	0	0	0	1				
Chad Kreuter, S OBP: 0.305, SLG: 0.347 (1, 2)										4	0	0	0	0	2	3				
Craig Grebeck, R OBP: 0.387, SLG: 0.463 (9, PR)										3	2	1	0	1	0	0				
Otiando Palmeiro, L OBP: 0.341, SLG: 0.271 (9, 8)										0	0	0	0	0	0	0				
Gary Disarcina, R OBP: 0.278, SLG: 0.348 (1, 6)										3	0	1	0	1	0	1				
Inning Stats	R: 0 E: 0 K: 2 S: 8	H: 0 LOB: 0 BB: 0 P: 11	R: 0 E: 0 K: 1 S: 9	H: 1 LOB: 1 BB: 0 P: 14	R: 1 E: 0 K: 1 S: 8	H: 1 LOB: 0 BB: 1 P: 15	R: 0 E: 0 K: 1 S: 15	H: 1 LOB: 2 BB: 1 P: 25	R: 0 E: 0 K: 0 S: 5	H: 0 LOB: 1 BB: 2 P: 19	R: 1 E: 1 K: 1 S: 18	H: 1 LOB: 3 BB: 1 P: 26	R: 0 E: 0 K: 1 S: 6	H: 0 LOB: 0 BB: 0 P: 10	R: 0 E: 0 K: 1 S: 10	H: 1 LOB: 3 BB: 2 P: 24	1B: 6 2B: 0 3B: 0 HR: 0	SF: 0 SAC: 0 DP: 0 HBP: 1	WP: 0 PB: 0 SB: 0 CS: 1	PA: 40
PITCHER	IP	WLS	BF	H	R	ER	SO	BB	IBB	HBP	BLK	WP	HR	S	P	ERA	WHIP			
Randy Johnson, L ERA: 2.18 (1, 1)	8.0		34	5	2	0	7	5	0	1	0	0	0	77	130	0.00	1.250			
Norm Charlton, L ERA: 5.51 (9, 1)	0.0		3	1	0	0	0	2	0	0	0	0	0	4	12	∞	∞			
Bobby Ayala, R ERA: 4.27 (9, 1)	1.0	W	3	0	0	0	1	0	0	0	0	0	0	6	12	0.00	0.000			

Batter	1	2	3	4	5	6	7	8	9	AB	R	H	RBI	BB	SO	LOB	BOTTOM					
Joey Cora, S OBP: 0.401, SLG: 0.509 (1, 4)										4	0	1	0	0	0	0	Anaheim Angels @ Seattle Mariners The Kingdome, Seattle, WA Sun Jun 29 1997, 6:33 AM EDT Att: 42,760 - Dome					
Alex Rodriguez, R OBP: 0.370, SLG: 0.525 (1, 6)										3	1	1	0	1	1	1						
Ken Griffey Jr., L OBP: 0.391, SLG: 0.669 (1, 8)										4	0	1	0	0	0	2						
Edgar Martinez, R OBP: 0.438, SLG: 0.526 (1, 10)										3	0	0	0	1	2	3						
Jay Buhner, R OBP: 0.397, SLG: 0.500 (1, 9)										3	0	0	0	1	1	3						
Paul Sorrento, L OBP: 0.350, SLG: 0.504 (1, 3)										3	1	1	2	1	0	0						
Dan Wilson, R OBP: 0.319, SLG: 0.418 (1, 2)										3	0	0	0	0	0	3						
Russ Davis, R OBP: 0.348, SLG: 0.518 (1, 5)										4	0	1	0	0	0	1						
José Cruz Jr., S OBP: 0.300, SLG: 0.489 (1, 7)										4	1	1	1	0	1	1						
Inning Stats	R: 1 E: 0 K: 1 S: 20	H: 1 LOB: 3 BB: 3 P: 37	R: 0 E: 0 K: 0 S: 9	H: 0 LOB: 0 BB: 0 P: 13	R: 0 E: 0 K: 2 S: 11	H: 1 LOB: 1 BB: 0 P: 17	R: 0 E: 0 K: 0 S: 10	H: 0 LOB: 1 BB: 0 P: 16	R: 0 E: 0 K: 1 S: 12	H: 1 LOB: 2 BB: 1 P: 23	R: 1 E: 0 K: 1 S: 8	H: 1 LOB: 0 BB: 0 P: 16	R: 0 E: 0 K: 0 S: 6	H: 0 LOB: 0 BB: 0 P: 8	R: 0 E: 0 K: 0 S: 6	H: 0 LOB: 0 BB: 0 P: 11		R: 1 E: 0 K: 0 S: 6	H: 2 LOB: 0 BB: 0 P: 10	1B: 3 2B: 1 3B: 0 HR: 2	SF: 0 SAC: 0 DP: 0 HBP: 1	WP: 2 PB: 0 SB: 0 CS: 0
PITCHER	IP	WLS	BF	H	R	ER	SO	BB	IBB	HBP	BLK	WP	HR	S	P	ERA	WHIP					
Dennis Springer, R ERA: 5.51 (1, 1)	8.0		33	4	2	2	5	4	0	1	0	0	0	82	141	2.25	1.000					
Rich DeLucia, R ERA: 2.62 (9, 1)	0.2	L	3	2	1	1	0	0	0	0	0	1	1	6	10	13.50	3.000					

Batter	1	2	3	4	5	6	7	8	9	AB	R	H	RBI	BB	SO	LOB	TOP					
Brett Butler, L OBP: 0.410, SLG: 0.347 (1, 8)	K2-3		G4-6-3 1B		G4-3	FC5 E 1B		G5-3		5	0	2	0	0	1	1	Los Angeles Dodgers @ Anaheim Angels Anaheim Stadium, Anaheim, CA Wed Jul 02 1997, 10:05 PM EDT Att: 34,507 - Unknown - 80 F					
Todd Hollandsworth, L OBP: 0.277, SLG: 0.332 (1, 7)	P4		G4-6-3 1-2f			E4		F8		5	1	1	0	0	0	6						
Mike Piazza, R OBP: 0.435, SLG: 0.599 (1, 10)	K				FC5 1B	1B		FC5		5	0	2	1	0	1	3						
Eric Karros, R OBP: 0.348, SLG: 0.498 (1, 3)		K			FC5 E 1B	F9		F8		5	2	2	1	0	1	1						
Raul Mondesi, R OBP: 0.343, SLG: 0.536 (1, 9)		F8			L5			G6-3		5	0	2	0	0	0	2						
Todd Zeile, R OBP: 0.310, SLG: 0.405 (1, 5)		K			FC5 E 1B	K		G4-6-3		5	1	0	0	0	3	5						
Greg Gagne, R OBP: 0.308, SLG: 0.382 (1, 6)					E6			F9		4	1	2	0	1	0	2						
Tom Prince, R OBP: 0.280, SLG: 0.244 (1, 2)					SH1-4 1B			SH3 BB		3	0	2	1	0	0	1						
Tripp Cramer, R OBP: 0.389, SLG: 0.333 (1, 4)					SH1-4	P9		E5		3	0	1	1	0	0	2						
Inning Stats	R: 0 E: 0 K: 2 S: 7	H: 0 LOB: 0 BB: 0 P: 7	R: 0 E: 0 K: 2 S: 7	H: 0 LOB: 0 BB: 0 P: 7	R: 0 E: 0 K: 0 S: 5	H: 3 LOB: 2 BB: 0 P: 5	R: 2 E: 2 K: 0 S: 7	H: 3 LOB: 2 BB: 0 P: 7	R: 1 E: 0 K: 1 S: 8	H: 3 LOB: 2 BB: 0 P: 8	R: 0 E: 2 K: 0 S: 6	H: 2 LOB: 3 BB: 0 P: 6	R: 0 E: 0 K: 0 S: 3	H: 1 LOB: 0 BB: 0 P: 3	R: 1 E: 0 K: 0 S: 4	H: 1 LOB: 1 BB: 1 P: 8	R: 1 E: 0 K: 1 S: 7	H: 1 LOB: 1 BB: 0 P: 7	1B: 12 2B: 1 3B: 0 HR: 1	SF: 0 SAC: 2 DP: 2 HBP: 0	WP: 0 PB: 1 SB: 0 CS: 1	PA: 43
PITCHER	IP	WLS	BF	H	R	ER	SO	BB	IBB	HBP	BLK	WP	HR	S	P	ERA	WHIP					
Jason Dickson, R ERA: 3.41 (1, 1)	6.0		30	11	3	1	5	0	0	0	0	0	0	40	40	1.50	1.833					
Mike James, R ERA: 4.85 (7, 1)	1.1		6	2	1	1	0	1	0	0	0	0	0	5	9	6.75	2.250					
Mike Holtz, L ERA: 1.23 (8, 1)	0.2		2	0	0	0	0	0	0	0	0	0	0	2	2	0.00	0.000					
Troy Percival, R ERA: 3.38 (9, 1)	1.0	L	5	1	1	1	1	0	0	0	0	0	1	7	7	9.00	1.000					

Batter	1	2	3	4	5	6	7	8	9	AB	R	H	RBI	BB	SO	LOB	BOTTOM				
Tony Phillips, S OBP: 0.424, SLG: 0.399 (1, 7)				K						5	1	4	3	0	1	0	Los Angeles Dodgers @ Anaheim Angels Anaheim Stadium, Anaheim, CA Wed Jul 02 1997, 10:05 PM EDT Att: 34,507 - Unknown - 80 F				
Darin Erstad, L OBP: 0.351, SLG: 0.444 (1, 3)	G3	F7			K2-3	F7		F7		5	0	0	0	0	1	5					
Dave Hollins, S OBP: 0.374, SLG: 0.446 (1, 5)	F9				HBP BB	CS BB		P1		3	0	1	0	2	0	0					
Jim Edmonds, L OBP: 0.360, SLG: 0.507 (1, 10)				K		E E 1B		G4-3		4	0	1	0	0	2	2					
Tim Salmon, R OBP: 0.386, SLG: 0.469 (1, 9)	F8				E5			G6-3		4	0	0	0	0	1	3					
16 Garret Anderson, L OBP: 0.340, SLG: 0.387 (1, 8)		SH1-4 E BB		F7		F8		SH1-4 BB		4	2	1	0	1	0	5					
Jim Leyritz, R OBP: 0.366, SLG: 0.448 (1, 2)		E4 SH1-4 BB		P4		FC6-4 BB		SH1-4		2	1	0	0	1	0	3					
Luis Alicea, S OBP: 0.400, SLG: 0.432 (1, 4)		SH1-4				F8				3	0	2	1	0	0	1					
Gary Disarcina, R OBP: 0.276, SLG: 0.354 (1, 6)		K			G5-4-3 1B	FC6-4 1B		2B 1B		4	0	1	0	0	1	4					
Inning Stats	R: 1 E: 0 K: 0 S: 4	H: 1 LOB: 1 BB: 0 P: 5	R: 2 E: 1 K: 1 S: 7	H: 1 LOB: 1 BB: 1 P: 11	R: 0 E: 0 K: 1 S: 5	H: 0 LOB: 2 BB: 1 P: 10	R: 0 E: 0 K: 1 S: 5	H: 1 LOB: 0 BB: 0 P: 5	R: 0 E: 0 K: 0 S: 4	H: 1 LOB: 2 BB: 1 P: 8	R: 0 E: 0 K: 0 S: 3	H: 0 LOB: 0 BB: 0 P: 3	R: 1 E: 0 K: 0 S: 6	H: 4 LOB: 2 BB: 0 P: 6	R: 0 E: 0 K: 2 S: 8	H: 1 LOB: 1 BB: 0 P: 8	1B: 8 2B: 1 3B: 0 HR: 1	SF: 0 SAC: 2 DP: 1 HBP: 2	WP: 0 PB: 0 SB: 0 CS: 1	PA: 42	
PITCHER	IP	WLS	BF	H	R	ER	SO	BB	IBB	HBP	BLK	WP	HR	S	P	ERA	WHIP				
Chan Ho Park, R ERA: 3.29 (1, 1)	5.2		27	4	3	1	4	4	0	2	0	0	0	6	6	1.59	1.412				
Mark Guthrie, L ERA: 3.69 (6, 1)	1.1		6	2	1	1	0	0	0	0	0	0	0	6	6	6.75	1.500				
Darren Hall, R ERA: 1.82 (8, 1)	0.2		4	3	0	0	0	0	0	0	0	0	0	4	4	0.00	4.500				
Scott Radinsky, L ERA: 3.03 (8, 1)	0.1	W	1	0	0	0	0	0	0	0	0	0	0	1	1	0.00	0.000				
Todd Worrell, R ERA: 5.28 (9, 1)	1.0	S	4	1	0	0	2	0	0	0	0	0	0	8	8	0.00	1.000				

Batter	1	2	3	4	5	6	7	8	9	AB	R	H	RBI	BB	SO	LOB	TOP								
Roger Cedeno, S OBP: 0.313, SLG: 0.274	(1, 8) K		(1, 0) SF7			(1, 1) 1B HBP	(1, 0) G4-3		(2, 2) 1B SF8 1B								3 2 1 2 0 1 2								
Greg Gagne, R OBP: 0.310, SLG: 0.383	(1, 6) K		(1, 0) F9			(1, 1) 2B 1B		(1, 0) F9	(0, 0) 1B 1B 1B								5 1 2 2 0 1 1								
Mike Piazza, R OBP: 0.434, SLG: 0.601	(1, 10) P4		(0, 0) F8			(2, 1) 2B			(1, 1) SF8								4 0 2 2 0 0 1								
Eric Karros, R OBP: 0.349, SLG: 0.500		(1, 1) L7			(1, 1) 2B		(1, 2) P6		(0, 2) P4	(3, H) 1B							5 0 2 0 0 0 2								
Raul Mondesi, R OBP: 0.341, SLG: 0.530		(1, 0) L5			(0, 0) G5-3		(1, 0) L5		(2, 2) G3	(2, 2) FC4-6 1B							5 0 1 0 0 0 3								
Todd Zeile, R OBP: 0.311, SLG: 0.401		(0, 2) G6-3			(4, 0) S BB					(1, 2) SH1-4 BB							3 0 0 0 2 1 3								
Billy Ashley, R OBP: 0.270, SLG: 0.409 Todd Hollandsworth, L OBP: 0.282, SLG: 0.330	(1, 7) K		(4, 1) 1B BB BB		(2, 3) K			(4, 1) 1B SH1-4 BB	(1, 3) K								1 1 0 0 1 1 2 1 1 0 0 2 1 0								
Tom Prince, R OBP: 0.296, SLG: 0.250			(4, 0) E SF7 BB		(3, 2) F8			(1, 1) SH1-4	(1, 0) 1B 1B	(3, 2) P2							3 2 1 0 1 0 2								
Tripp Cramer, R OBP: 0.391, SLG: 0.350			(1, 0) E1				(0, 1) G5-3	(2, 3) K	(2, 1) 1B 1B	(0, 1) L9							5 1 2 1 0 1 2								
Inning Stats	R: 0 E: 0 K: 2 S: 10	H: 0 LOB: 0 BB: 0 P: 17	R: 0 E: 0 K: 0 S: 6	H: 0 LOB: 0 BB: 0 P: 8	R: 2 E: 1 K: 0 S: 5	H: 1 LOB: 1 BB: 2 P: 16	R: 0 E: 0 K: 1 S: 9	H: 1 LOB: 2 BB: 1 P: 19	R: 2 E: 0 K: 0 S: 13	H: 2 LOB: 2 BB: 0 P: 18	R: 0 E: 0 K: 1 S: 12	H: 0 LOB: 2 BB: 2 P: 23	R: 0 E: 0 K: 0 S: 8	H: 1 LOB: 1 BB: 0 P: 11	R: 4 E: 0 K: 1 S: 23	H: 6 LOB: 3 BB: 1 P: 38	R: 0 E: 0 K: 1 S: 8	H: 0 LOB: 0 BB: 0 P: 12	1B: 9 2B: 2 3B: 0 HR: 0	SF: 2 SAC: 1 DP: 0 HBP: 1	WP: 0 PB: 0 SB: 3 CS: 0	PA: 45			
PITCHER	IP	WLS	BF	H	R	ER	SO	BB	IBB	HBP	BLK	WP	HR	S	P	ERA	WHIP								
Allen Watson, L ERA: 5.23	(1, 1) 5.0	L	24	4	4	3	3	4	0	1	0	0	0	44	83	5.40	1.600								
Kevin Gross, R ERA: 8.31	(6, 1) 2.1		11	2	2	2	2	2	0	0	0	0	0	25	42	7.71	1.714								
Pep Harris, R ERA: 4.34	(8, 1) 0.2		7	5	2	2	0	0	0	0	0	0	0	17	25	27.00	7.500								
Shigetoshi Hasegawa, R ERA: 4.33	(9, 1) 1.0		3	0	0	0	1	0	0	0	0	0	0	8	12	0.00	0.000								

Los Angeles Dodgers @ Anaheim Angels
Anaheim Stadium, Anaheim, CA
Thu Jul 03 1997, 10:05 PM EDT
Att: 35,295 - Unknown - 85 F

AB 35
R 8
H 11
RBI 7
BB 6
SO 6
LOB 18



Batter	1	2	3	4	5	6	7	8	9	AB	R	H	RBI	BB	SO	LOB	BOTTOM								
Tony Phillips, S OBP: 0.421, SLG: 0.394	(1, 7) K		(2, 1) F9		(1, 2) G3				(1, 0) G2-3								4 1 0 0 1 1 3								
Darin Erstad, L OBP: 0.352, SLG: 0.453	(1, 3) BB S 1B		(1, 1) G3			(0, 3) K		(3, 2) HR	(0, 2) E 2B BB								5 1 2 1 0 1 3								
Dave Hollins, S OBP: 0.377, SLG: 0.445	(1, 5) BB BB		(3, 2) P3		(4, 1) BB		(0, 2) E1		(0, 0) E5 2B								3 0 1 0 2 0 1								
Jim Edmonds, L OBP: 0.361, SLG: 0.502	(1, 10) K		(4, 2) 16 FC6-4 BB		(2, 3) K		(4, 2) 16 FC6-4 BB		(0, 2) F7								3 0 0 0 2 2 5								
Tim Salmon, R OBP: 0.386, SLG: 0.469	(1, 9) BB		(2, 3) K		(0, 0) F7		(2, 0) L7		(1, 3) 2B								4 0 1 1 1 1 4								
16 Garrett Anderson, L OBP: 0.335, SLG: 0.381	(1, 8) F9		(2, 1) FC6-4			(1, 0) F9		(0, 0) FC6-4	(1, 2) F8								5 0 0 0 0 0 8								
Luis Alicea, S OBP: 0.401, SLG: 0.431		(1, 0) G3-4 HBP		(0, 1) FC3-6 1B		(0, 3) K		(1, 2) G4-3									3 0 1 0 0 1 0								
Chad Kreuter, S OBP: 0.304, SLG: 0.344		(1, 0) G3-4		(2, 2) FC3-6		(0, 0) 1B		(2, 0) F7									4 0 1 0 0 0 2								
Craig Grebeck, R OBP: 0.388, SLG: 0.453		(4, 1) BB		(2, 1) P5		(2, 1) L9		(0, 0) F8									3 0 0 0 1 0 2								
Inning Stats	R: 0 E: 0 K: 2 S: 14	H: 1 LOB: 3 BB: 2 P: 28	R: 0 E: 0 K: 0 S: 6	H: 0 LOB: 2 BB: 1 P: 15	R: 0 E: 0 K: 1 S: 12	H: 0 LOB: 1 BB: 1 P: 22	R: 0 E: 0 K: 0 S: 11	H: 1 LOB: 1 BB: 0 P: 16	R: 0 E: 0 K: 1 S: 8	H: 0 LOB: 1 BB: 1 P: 14	R: 1 E: 1 K: 0 S: 15	H: 2 LOB: 2 BB: 1 P: 25	R: 0 E: 0 K: 0 S: 5	H: 0 LOB: 0 BB: 0 P: 8	R: 1 E: 1 K: 0 S: 13	H: 1 LOB: 2 BB: 1 P: 18	1B: 4 2B: 1 3B: 0 HR: 1	SF: 0 SAC: 0 DP: 0 HBP: 1	WP: 0 PB: 0 SB: 1 CS: 0	PA: 42					
PITCHER	IP	WLS	BF	H	R	ER	SO	BB	IBB	HBP	BLK	WP	HR	S	P	ERA	WHIP								
Hideo Nomo, R ERA: 3.81	(1, 1) 6.0	W	27	3	0	0	6	5	0	1	0	0	0	59	106	0.00	1.333								
Antonio Osuna, R ERA: 3.0	(7, 1) 0.2		5	2	1	1	0	1	0	0	0	0	1	14	24	13.50	4.500								
Scott Radinsky, L ERA: 2.91	(7, 1) 1.1		4	0	0	0	0	0	0	0	0	0	0	6	9	0.00	0.000								
Mike Harkey, R ERA: 4.05	(9, 1) 1.0		6	1	1	0	0	1	0	0	0	0	0	13	18	0.00	2.000								

Los Angeles Dodgers @ Anaheim Angels
Anaheim Stadium, Anaheim, CA
Thu Jul 03 1997, 10:05 PM EDT
Att: 35,295 - Unknown - 85 F

AB 34
R 2
H 6
RBI 2
BB 7
SO 6
LOB 28



Batter	1	2	3	4	5	6	7	8	9	AB	R	H	RBI	BB	SO	LOB	TOP								
Joey Cora, S OBP: 0.402, SLG: 0.512 (1, 4)										5	0	0	0	0	0	4	Seattle Mariners @ Anaheim Angels Anaheim Stadium, Anaheim, CA Fri Jul 04 1997, 10:05 PM EDT Att: 34,839 - Unknown - 80 F								
Alex Rodriguez, R OBP: 0.360, SLG: 0.523 (1, 6)										5	0	0	0	0	1										
Ken Griffey Jr., L OBP: 0.387, SLG: 0.649 (1, 8)										5	1	2	0	0	1										
Edgar Martinez, R OBP: 0.455, SLG: 0.569 (1, 10)										3	1	1	2	2	0										
Paul Sorrento, L OBP: 0.349, SLG: 0.524 (1, 3)										4	2	1	1	0	0										
Jay Buhner, R OBP: 0.385, SLG: 0.493 (1, 9)										3	1	1	0	1	0										
Russ Davis, R OBP: 0.347, SLG: 0.534 (1, 5)										2	0	0	1	1	1										
Dan Wilson, R OBP: 0.322, SLG: 0.411 (1, 2)										4	1	2	1	0	0										
José Cruz Jr., S OBP: 0.308, SLG: 0.559 (1, 7)										3	1	2	2	1	0										
Inning Stats	R: 0 E: 0 K: 1 S: 6	H: 1 LOB: 2 BB: 1 P: 10	R: 0 E: 0 K: 1 S: 5	H: 0 LOB: 0 BB: 0 P: 5	R: 0 E: 0 K: 0 S: 4	H: 1 LOB: 1 BB: 0 P: 4	R: 4 E: 0 K: 0 S: 6	H: 3 LOB: 0 BB: 1 P: 10	R: 2 E: 0 K: 0 S: 5	H: 2 LOB: 1 BB: 1 P: 9	R: 0 E: 0 K: 0 S: 2	H: 0 LOB: 0 BB: 1 P: 6	R: 0 E: 0 K: 0 S: 3	H: 0 LOB: 0 BB: 0 P: 3	R: 1 E: 0 K: 0 S: 5	H: 2 LOB: 2 BB: 1 P: 9		R: 0 E: 0 K: 1 S: 5	H: 0 LOB: 0 BB: 0 P: 5	1B: 5 2B: 2 3B: 0 HR: 3	SF: 1 SAC: 0 DP: 1 HBP: 0	WP: 0 PB: 0 SB: 1 CS: 0	PA: 40		
PITCHER	IP	WLS	BF	H	R	ER	SO	BB	IBB	HBP	BLK	WP	HR	S	P	ERA	WHIP								
Dennis Springer, R ERA: 5.82 (1, 1)	5.0	L	25	7	6	6	2	3	0	0	0	0	2	26	38	10.80	2.000								
Shigetoshi Hasegawa, R ERA: 4.21 (6, 1)	4.0		15	2	1	1	1	2	0	0	0	0	1	15	23	2.25	1.000								

Batter	1	2	3	4	5	6	7	8	9	AB	R	H	RBI	BB	SO	LOB	BOTTOM								
Tony Phillips, S OBP: 0.421, SLG: 0.395 (1, 8)										4	0	1	1	1	0	1	Seattle Mariners @ Anaheim Angels Anaheim Stadium, Anaheim, CA Fri Jul 04 1997, 10:05 PM EDT Att: 34,839 - Unknown - 80 F								
Luis Alica, S OBP: 0.398, SLG: 0.426 (1, 4)										5	0	1	0	0	0	2									
Dave Hollins, S OBP: 0.376, SLG: 0.442 (1, 5)										4	0	1	0	0	0	3									
Tim Salmon, R OBP: 0.385, SLG: 0.477 (1, 9)										4	1	1	1	0	2	2									
Jim Leyritz, R OBP: 0.364, SLG: 0.444 (1, 10)										4	0	1	0	0	3	0									
Darin Erstad, L OBP: 0.354, SLG: 0.462 (1, 3)										3	1	1	1	1	1	0									
Todd Greene, R OBP: 0.287, SLG: 0.231 (1, 2)										4	0	1	0	0	1	2									
Craig Grebeck, R OBP: 0.386, SLG: 0.443 16 Garret Anderson, L (9, PH) OBP: 0.337, SLG: 0.386 (1, 7)										2	0	0	0	1	0	1									
Gary Disarcina, R OBP: 0.276, SLG: 0.351 Jack Howell, L (9, PH) OBP: 0.325, SLG: 0.458 (1, 6)										2	0	0	0	1	0	1									
Inning Stats	R: 0 E: 0 K: 1 S: 6	H: 1 LOB: 0 BB: 0 P: 6	R: 0 E: 0 K: 2 S: 8	H: 1 LOB: 0 BB: 0 P: 8	R: 0 E: 0 K: 0 S: 3	H: 0 LOB: 0 BB: 0 P: 3	R: 2 E: 0 K: 1 S: 7	H: 2 LOB: 0 BB: 0 P: 7	R: 0 E: 0 K: 0 S: 3	H: 0 LOB: 1 BB: 1 P: 7	R: 0 E: 1 K: 0 S: 4	H: 1 LOB: 2 BB: 1 P: 8	R: 0 E: 0 K: 0 S: 3	H: 1 LOB: 2 BB: 2 P: 11	R: 0 E: 0 K: 2 S: 7	H: 0 LOB: 0 BB: 0 P: 7		R: 1 E: 0 K: 2 S: 9	H: 2 LOB: 1 BB: 0 P: 9	1B: 4 2B: 2 3B: 0 HR: 2	SF: 0 SAC: 0 DP: 2 HBP: 0	WP: 0 PB: 0 SB: 0 CS: 0	PA: 38		
PITCHER	IP	WLS	BF	H	R	ER	SO	BB	IBB	HBP	BLK	WP	HR	S	P	ERA	WHIP								
Randy Johnson, L ERA: 2.2 (1, 1)	7.0	W	30	6	2	2	4	4	0	0	0	0	0	34	50	2.57	1.429								
Scott Sanders, R ERA: 6.6 (8, 1)	2.0		8	2	1	1	4	0	0	0	0	0	0	16	16	4.50	1.000								

Batter	1	2	3	4	5	6	7	8	9	AB	R	H	RBI	BB	SO	LOB	TOP								
Joey Cora, S OBP: 0.402, SLG: 0.508 (1, 4)	0-1 WP 1B	1-2 FC6-4			1-0 L8	4-0 BB			3-2 F9	4	1	1	0	1	0	1									
Alex Rodriguez, R OBP: 0.363, SLG: 0.523 (1, 6)	2-3 K		1-1 S 1B		2-1 HR 1B	2-3 K			4-2 HBP	4	1	2	0	0	2	2									
Ken Griffey Jr., L OBP: 0.387, SLG: 0.653 (1, 8)	1-1 F8		2-0 F7		1-0 HR			1-1 F8	4-0 IBB	4	1	1	2	1	0	2									
Edgar Martinez, R OBP: 0.459, SLG: 0.569 (1, 10)	4-1 1B 1-2 BB		1-1 S 1B		4-2 G1-3 E BB			4-2 HBP	0-0 L8	2	1	1	0	2	0	2									
Jay Buhner, R OBP: 0.385, SLG: 0.490 (1, 9)	0-0 1B		4-2 G6-4-3 BB		1-0 G1-3			3-3 K	1-2 P4	4	0	1	1	1	1	4									
Mike Blowers, R OBP: 0.318, SLG: 0.397 (1, 3)	3-2 G1-3		0-0 G6-4-3		1-1 E5			1-3 K		3	0	0	0	0	0	5									
Paul Sorrento, L OBP: 0.348, SLG: 0.522 (7, 3)			1-2 1-2		2-H					1	0	0	0	0	1	1									
Russ Davis, R OBP: 0.349, SLG: 0.532 (1, 5)		0-1 G6-3		4-0 L8-6-3 BB	3-2 G6-3			1-0 CS 1B		3	0	1	0	1	0	1									
Dan Wilson, R OBP: 0.321, SLG: 0.408 (1, 2)		1-1 G5-3		1-0 L8-6-3 1B		3-2 F8		2-2 P4		4	0	1	0	0	0	1									
Rich Amaral, R OBP: 0.314, SLG: 0.282 (1, 7)		3-2 FC6-4 1B		1-1 L8-6-3		2-3 K		2-2 G1-3		3	0	1	0	0	1	2									
Rob Ducey, L OBP: 0.293, SLG: 0.400 (8, 7)			1-1 1-1 2-2							1	0	0	0	0	0	0									
Inning Stats	R: 1 E: 0 K: 1 S: 14	H: 2 LOB: 2 BB: 1 P: 24	R: 0 E: 0 K: 0 S: 13	H: 1 LOB: 1 BB: 0 P: 18	R: 0 E: 0 K: 0 S: 10	H: 2 LOB: 0 BB: 1 P: 18	R: 0 E: 0 K: 0 S: 3	H: 1 LOB: 0 BB: 1 P: 9	R: 3 E: 1 K: 0 S: 13	H: 2 LOB: 1 BB: 1 P: 26	R: 0 E: 0 K: 2 S: 9	H: 0 LOB: 1 BB: 1 P: 20	R: 0 E: 0 K: 2 S: 10	H: 0 LOB: 1 BB: 0 P: 19	R: 0 E: 0 K: 0 S: 7	H: 1 LOB: 2 BB: 1 P: 12	R: 0 E: 0 K: 0 S: 11	H: 0 LOB: 2 BB: 1 P: 23	1B: 8 2B: 0 3B: 1 HR: 1	SF: 0 SAC: 0 DP: 1 HBP: 2	WP: 1 PB: 0 SB: 3 CS: 1	PA: 41			
PITCHER	IP WLS BF H R ER SO BB IBB HBP BLK WP HR S P ERA WHIP	IP WLS BF H R ER SO BB IBB HBP BLK WP HR S P ERA WHIP	IP WLS BF H R ER SO BB IBB HBP BLK WP HR S P ERA WHIP	IP WLS BF H R ER SO BB IBB HBP BLK WP HR S P ERA WHIP	IP WLS BF H R ER SO BB IBB HBP BLK WP HR S P ERA WHIP	IP WLS BF H R ER SO BB IBB HBP BLK WP HR S P ERA WHIP	IP WLS BF H R ER SO BB IBB HBP BLK WP HR S P ERA WHIP	IP WLS BF H R ER SO BB IBB HBP BLK WP HR S P ERA WHIP	IP WLS BF H R ER SO BB IBB HBP BLK WP HR S P ERA WHIP	IP WLS BF H R ER SO BB IBB HBP BLK WP HR S P ERA WHIP	IP WLS BF H R ER SO BB IBB HBP BLK WP HR S P ERA WHIP	IP WLS BF H R ER SO BB IBB HBP BLK WP HR S P ERA WHIP	IP WLS BF H R ER SO BB IBB HBP BLK WP HR S P ERA WHIP	IP WLS BF H R ER SO BB IBB HBP BLK WP HR S P ERA WHIP	IP WLS BF H R ER SO BB IBB HBP BLK WP HR S P ERA WHIP	IP WLS BF H R ER SO BB IBB HBP BLK WP HR S P ERA WHIP	IP WLS BF H R ER SO BB IBB HBP BLK WP HR S P ERA WHIP	IP WLS BF H R ER SO BB IBB HBP BLK WP HR S P ERA WHIP	IP WLS BF H R ER SO BB IBB HBP BLK WP HR S P ERA WHIP	IP WLS BF H R ER SO BB IBB HBP BLK WP HR S P ERA WHIP	IP WLS BF H R ER SO BB IBB HBP BLK WP HR S P ERA WHIP	IP WLS BF H R ER SO BB IBB HBP BLK WP HR S P ERA WHIP	IP WLS BF H R ER SO BB IBB HBP BLK WP HR S P ERA WHIP	IP WLS BF H R ER SO BB IBB HBP BLK WP HR S P ERA WHIP	IP WLS BF H R ER SO BB IBB HBP BLK WP HR S P ERA WHIP

Seattle Mariners @ Anaheim Angels
Anaheim Stadium, Anaheim, CA

AB 33
R 4
H 9
RBI 3
BB 6
SO 5
LOB 21



WP: 1 PA: 41
PB: 0
SB: 3
CS: 1

Seattle Mariners @ Anaheim Angels
Anaheim Stadium, Anaheim, CA

AB 32
R 5
H 9
RBI 5
BB 2
SO 5
LOB 17



WP: 0 PA: 36
PB: 0
SB: 0
CS: 0


Batter	1	2	3	4	5	6	7	8	9	AB	R	H	RBI	BB	SO	LOB	BOTTOM								
Tony Phillips, S OBP: 0.419, SLG: 0.391 (1, 7)	1-3 K		1 SAFE 2-2 F8		1-1 G5-4-3			4-2 1B HR BB		3	1	0	0	1	1	2									
Darin Erstad, L OBP: 0.353, SLG: 0.459 (1, 3)	2-1 F8		0-2 F7			2-1 F8		0-1 1B HR		4	1	1	0	0	0	1									
Dave Hollins, S OBP: 0.377, SLG: 0.441 (1, 5)	2-3 K			3-2 G6-3 16 2B HBP		2-0 1B		2-3 K		3	1	1	0	0	2	2									
Tim Salmon, R OBP: 0.386, SLG: 0.485 (1, 9)		4-2 16 FC3-6 BB		2-2 G1		0-0 F8		0-0 HR		3	1	1	3	1	0	2									
Jim Leyritz, R OBP: 0.359, SLG: 0.437 (1, 2)		2-2 F9		0-0 G6-3		3-2 G4-3		2-2 G5-3		4	0	0	0	0	0	3									
16 Garret Anderson, L OBP: 0.339, SLG: 0.393 (1, 8)		1 SAFE 0-1 FC3-6		2-2 2B			2-2 E 2B	0-3 K		4	0	2	1	0	1	1									
Todd Greene, R OBP: 0.263, SLG: 0.235 (1, 10)		0-0 G6-3		0-1 F7			3-1 E6 G4-3-6		0-1 BLK SH1-4 1B	4	0	1	0	0	0	3									
Orlando Palmeiro, L OBP: 0.357, SLG: 0.282 (9, PR)							2-3			0	1	0	0	0	0	0									
Luis Alicea, S OBP: 0.394, SLG: 0.421 (1, 4)			2-3 K		1-2 G3		1-2 G4-3-6		0-0 SH1-4	3	0	0	0	0	1	2									
Craig Grebeck, R OBP: 0.386, SLG: 0.443 (8, 4)							1-2		1-2	0	0	0	0	0	0	0									
Gary Disarcina, R OBP: 0.282, SLG: 0.357 (1, 6)			0-0 1B		1-1 G5-4-3 1B		0-1 F8		2-2 1B	4	0	3	1	0	0	1									
Inning Stats	R: 0 E: 0 K: 2 S: 8	H: 0 LOB: 0 BB: 0 P: 13	R: 0 E: 1 K: 0 S: 8	H: 0 LOB: 1 BB: 1 P: 14	R: 0 E: 0 K: 1 S: 11	H: 1 LOB: 1 BB: 0 P: 15	R: 1 E: 0 K: 0 S: 14	H: 1 LOB: 0 BB: 0 P: 21	R: 0 E: 0 K: 0 S: 7	H: 1 LOB: 1 BB: 0 P: 10	R: 0 E: 0 K: 0 S: 7	H: 1 LOB: 1 BB: 0 P: 14	R: 0 E: 0 K: 0 S: 12	H: 1 LOB: 1 BB: 0 P: 18	R: 3 E: 0 K: 2 S: 14	H: 2 LOB: 0 BB: 1 P: 22	R: 1 E: 0 K: 0 S: 6	H: 2 LOB: 1 BB: 0 P: 8	1B: 6 2B: 2 3B: 0 HR: 1	SF: 0 SAC: 1 DP: 2 HBP: 1	WP: 0 PB: 0 SB: 0 CS: 0	PA: 36			
PITCHER	IP WLS BF H R ER SO BB IBB HBP BLK WP HR S P ERA WHIP	IP WLS BF H R ER SO BB IBB HBP BLK WP HR S P ERA WHIP	IP WLS BF H R ER SO BB IBB HBP BLK WP HR S P ERA WHIP	IP WLS BF H R ER SO BB IBB HBP BLK WP HR S P ERA WHIP	IP WLS BF H R ER SO BB IBB HBP BLK WP HR S P ERA WHIP	IP WLS BF H R ER SO BB IBB HBP BLK WP HR S P ERA WHIP	IP WLS BF H R ER SO BB IBB HBP BLK WP HR S P ERA WHIP	IP WLS BF H R ER SO BB IBB HBP BLK WP HR S P ERA WHIP	IP WLS BF H R ER SO BB IBB HBP BLK WP HR S P ERA WHIP	IP WLS BF H R ER SO BB IBB HBP BLK WP HR S P ERA WHIP	IP WLS BF H R ER SO BB IBB HBP BLK WP HR S P ERA WHIP	IP WLS BF H R ER SO BB IBB HBP BLK WP HR S P ERA WHIP	IP WLS BF H R ER SO BB IBB HBP BLK WP HR S P ERA WHIP	IP WLS BF H R ER SO BB IBB HBP BLK WP HR S P ERA WHIP	IP WLS BF H R ER SO BB IBB HBP BLK WP HR S P ERA WHIP	IP WLS BF H R ER SO BB IBB HBP BLK WP HR S P ERA WHIP	IP WLS BF H R ER SO BB IBB HBP BLK WP HR S P ERA WHIP	IP WLS BF H R ER SO BB IBB HBP BLK WP HR S P ERA WHIP	IP WLS BF H R ER SO BB IBB HBP BLK WP HR S P ERA WHIP	IP WLS BF H R ER SO BB IBB HBP BLK WP HR S P ERA WHIP	IP WLS BF H R ER SO BB IBB HBP BLK WP HR S P ERA WHIP	IP WLS BF H R ER SO BB IBB HBP BLK WP HR S P ERA WHIP	IP WLS BF H R ER SO BB IBB HBP BLK WP HR S P ERA WHIP	IP WLS BF H R ER SO BB IBB HBP BLK WP HR S P ERA WHIP	IP WLS BF H R ER SO BB IBB HBP BLK WP HR S P ERA WHIP

WP: 0 PA: 36
PB: 0
SB: 0
CS: 0

Batter	1	2	3	4	5	6	7	8	9	AB	R	H	RBI	BB	SO	LOB	TOP			
Joey Cora, S OBP: 0.402, SLG: 0.507 Alvaro Espinoza, R OBP: 0.213, SLG: 0.194	4-0 BB		0-0 F8			0-0 G6-4-3		0-3 K		1	0	0	0	1	0	0				
Alex Rodriguez, R OBP: 0.380, SLG: 0.518 Brent Gates, S OBP: 0.293, SLG: 0.393	0-3 K		0-3 K			0-3 K		0-3 K		3	0	0	0	0	3	1				
Ken Griffey Jr., L OBP: 0.384, SLG: 0.647 Rich Amaral, R OBP: 0.311, SLG: 0.279	0-3 K			0-3 K			0-0 G3		0-0 F9	3	0	0	0	0	2	1				
Edgar Martinez, R OBP: 0.455, SLG: 0.561	0-3 K			0-0 G6-3			0-3 K		0-0 4-3	4	0	0	0	0	2	1				
Jay Buhner, R OBP: 0.385, SLG: 0.488 Rob Ducey, L OBP: 0.293, SLG: 0.400		0-0 2B 1B		0-0 G5-3			0-3 K			3	0	1	0	0	1	0				
Mike Blowers, R OBP: 0.319, SLG: 0.388	0-3 K				0-0 G1-3			4-0 BB BB		2	0	0	0	1	1	1				
Russ Davis, R OBP: 0.349, SLG: 0.529	0-3 K				0-0 G6-4-3 1B			0-3 K		3	0	1	0	0	2	2				
Dan Wilson, R OBP: 0.323, SLG: 0.413 John Marzano, R OBP: 0.372, SLG: 0.395	0-0 1-H 2B				0-0 G6-4-3			0-0 F8		2	0	1	0	0	0	1				
José Cruz Jr., S OBP: 0.317, SLG: 0.558			0-0 G5-3			0-0 G6-4-3 1B		4-0 BB 1-2		2	0	1	0	1	0	0				
Inning Stats	R: 0 H: 0 E: 0 K: 3 S: 9	H: 0 LOB: 1 BB: 1 P: 13	R: 0 H: 2 E: 0 K: 2 S: 8	LOB: 2 BB: 0 P: 8	R: 0 H: 0 E: 0 K: 1 S: 5	LOB: 0 BB: 0 P: 5	R: 0 H: 0 E: 0 K: 1 S: 5	LOB: 0 BB: 0 P: 5	R: 0 H: 1 E: 0 K: 1 S: 5	LOB: 0 BB: 0 P: 5	R: 0 H: 0 E: 0 K: 2 S: 7	LOB: 0 BB: 0 P: 7	R: 0 H: 0 E: 0 K: 1 S: 5	LOB: 0 BB: 0 P: 5	R: 0 H: 0 E: 0 K: 1 S: 5	LOB: 0 BB: 0 P: 5	1B: 3 2B: 1 3B: 0 HR: 0	SF: 0 SAC: 0 DP: 2 HBP: 0	WP: 0 PB: 0 CS: 0	PA: 31
PITCHER Chuck Finley, L ERA: 4.89	IP: 9.0 WLS: W BF: 31 H: 4 R: 0 ER: 0 SO: 13 BB: 3 IBB: 0 HBP: 0 BLK: 0 WP: 0 HR: 0 S: 54 P: 66 ERA: 0.00 WHIP: 0.778																			

Seattle Mariners @ Anaheim Angels
Anaheim Stadium, Anaheim, CA
Sun Jul 06 1997, 10:05 PM EDT
Att: 22,916 - Sunny - 78 F

AB 28
R 0
H 4
RBI 0
BB 3
SO 13
LOB 11



Batter	1	2	3	4	5	6	7	8	9	AB	R	H	RBI	BB	SO	LOB	BOTTOM			
Tony Phillips, S OBP: 0.417, SLG: 0.388 Orlando Palmeiro, L OBP: 0.353, SLG: 0.278	4-0 1B FC5-4 BB		0-0 F8	0-3 K		0-0 F8		0-0 F8		3	1	0	0	1	1	3				
Darin Erstad, L OBP: 0.381, SLG: 0.475	0-0 FC5-4 1-3 1B		0-0 HR	4-0 HR BB		0-0 1B				3	2	3	2	1	0	0				
Dave Hollins, S OBP: 0.376, SLG: 0.449 Jack Howell, L OBP: 0.325, SLG: 0.458	0-0 FC5-4 FC4 1-2 3-H		0-3 K	0-0 HR		0-0 F8				4	1	1	5	0	1	2				
Tim Salmon, R OBP: 0.385, SLG: 0.492	0-0 F8		0-0 HR	0-3 K		0-0 G4-3				4	1	1	1	0	1	1				
Jim Leyritz, R OBP: 0.357, SLG: 0.434	0-0 FC4 1-2		0-3 K		0-0 E6 1B	0-0 G4-3		0-0 G4-3		4	0	1	0	0	1	1				
16 Garret Anderson, L OBP: 0.335, SLG: 0.388		0-3 K		0-0 E3 BB	0-3 K2-3	0-3 K2-3				4	1	0	0	0	3	1				
Todd Greene, R OBP: 0.261, SLG: 0.286		0-0 2B		0-0 FC5 BB 1B HR	0-0 F7		0-0 G3			4	1	1	0	0	2					
Craig Grebeck, R OBP: 0.381, SLG: 0.435	0-0 F7			0-0 HR BB 1B	0-0 L4		0-0 F7			4	1	1	0	0	2					
Gary Disarcina, R OBP: 0.282, SLG: 0.355	0-3 K		0-0 P4		0-0 F9		0-0 1B			4	0	1	0	0	1	4				
Inning Stats	R: 1 H: 1 E: 0 K: 0 S: 4	H: 1 LOB: 1 BB: 1 P: 8	R: 0 H: 1 E: 0 K: 2 S: 8	H: 1 LOB: 0 BB: 0 P: 8	R: 2 H: 2 E: 0 K: 2 S: 9	H: 2 LOB: 0 BB: 1 P: 9	R: 5 H: 2 E: 2 K: 2 S: 11	H: 2 LOB: 0 BB: 1 P: 15	R: 0 H: 1 E: 1 K: 1 S: 6	H: 1 LOB: 1 BB: 0 P: 6	R: 0 H: 1 E: 0 K: 0 S: 4	H: 1 LOB: 1 BB: 0 P: 4	R: 0 H: 0 E: 0 K: 1 S: 5	H: 0 LOB: 0 BB: 0 P: 5	R: 0 H: 1 E: 0 K: 0 S: 4	H: 1 LOB: 1 BB: 0 P: 4	1B: 5 2B: 1 3B: 0 HR: 3	SF: 0 SAC: 0 DP: 0 HBP: 0	WP: 0 PB: 0 CS: 0	PA: 37
PITCHER Jeff Fassero, L ERA: 3.95 Josias Manzanillo, R ERA: 5.29 Derek Lowe, R ERA: 6.46	IP: 3.0 WLS: L BF: 17 H: 1 R: 6 ER: 5 SO: 4 BB: 1 IBB: 0 HBP: 0 BLK: 0 WP: 0 HR: 2 S: 24 P: 28 ERA: 15.00 WHIP: 2.000																			

Seattle Mariners @ Anaheim Angels
Anaheim Stadium, Anaheim, CA
Sun Jul 06 1997, 10:05 PM EDT
Att: 22,916 - Sunny - 78 F

AB 35
R 8
H 9
RBI 8
BB 2
SO 8
LOB 17



Batter	1	2	3	4	5	6	7	8	9	AB	R	H	RBI	BB	SO	LOB	TOP				
Tony Phillips, S OBP: 0.421, SLG: 0.399 Craig Grebeck, R OBP: 0.377, SLG: 0.430 (6, 4)	P8		G3 SF8 2B		WP PB 2B	1B 1B		L9		4	2	3	0	0	0	0	1 1				
Darin Erstad, L OBP: 0.355, SLG: 0.467 (1, 3)	K		G3		K	P5		K		5	0	0	0	0	0	3	4				
Tim Salmon, R OBP: 0.390, SLG: 0.494 (1, 9)	G6-3				2B BB	1B			G4-6-3 1B	3	1	2	1	2	0	0	0				
Jim Edmonds, L OBP: 0.361, SLG: 0.515 (1, 8)		HR	SF8		2B	P4		G4-6-3		4	1	2	3	0	0	3					
16 Garret Anderson, L OBP: 0.336, SLG: 0.385 (1, 7)	FC4-6 1B BB		G3		BB	G3-1		G4-3		3	1	0	0	2	0	3					
Jim Leyritz, R OBP: 0.356, SLG: 0.431 (1, 10)	FC4-6 1B				G5-3	G4-3		G1-3		4	0	1	0	0	0	2					
Jack Howell, L OBP: 0.321, SLG: 0.487 (1, 5)	FC4-6 G5-3 1B				F9			G6-3		4	1	1	1	0	0	2					
Chad Kreuter, S OBP: 0.309, SLG: 0.373 (1, 2)	1B				P8			K		4	1	2	2	0	1	0					
Gary Disarcina, R OBP: 0.282, SLG: 0.357 (1, 6)	G5-3				G5-3	1B 2B		L8		4	1	1	0	0	0	2					
Inning Stats	R: 0 E: 0 K: 1 S: 8	H: 0 LOB: 0 BB: 0 P: 14	R: 2 E: 0 K: 0 S: 9	H: 3 LOB: 1 BB: 1 P: 17	R: 1 E: 0 K: 0 S: 7	H: 1 LOB: 1 BB: 1 P: 17	R: 0 E: 0 K: 0 S: 8	H: 0 LOB: 0 BB: 0 P: 12	R: 2 E: 0 K: 1 S: 11	H: 2 LOB: 2 BB: 2 P: 23	R: 0 E: 0 K: 1 S: 7	H: 0 LOB: 0 BB: 0 P: 10	R: 0 E: 0 K: 1 S: 6	H: 0 LOB: 0 BB: 0 P: 9	R: 0 E: 0 K: 0 S: 7	H: 1 LOB: 0 BB: 0 P: 10	1B: 5 2B: 4 3B: 0 HR: 3	SF: 1 SAC: 0 DP: 2 HBP: 0	WP: 1 PB: 1 CS: 0	PA: 41	
PITCHER	IP	WLS	BF	H	R	ER	SO	BB	IBB	HBP	BLK	WP	HR	S	P	ERA	WHIP				
Brad Rigby, R ERA: 6.88 Don Wengert, R ERA: 6.35 Carlos Reyes, R ERA: 3.6 Buddy Groom, L ERA: 4.26 Aaron Small, R ERA: 5.03	(1, 1)	5.0	L	25	7	6	6	2	4	0	0	0	1	2	48	91	10.80	2.200			
Mike Mohler, L ERA: 6.59	(9, 1)	1.0		2	0	0	0	0	0	0	0	0	0	1	5	26	54.00	12.000			

Anaheim Angels @ Oakland Athletics
Oakland-Alameda County Coliseum, Oakland, CA
Thu Jul 10 1997, 3:33 AM PDT
Att: 10,827 - Cloudy - 70 F

AB	36
R	8
H	12
RBI	7
BB	4
SO	4
LOB	16



Batter	1	2	3	4	5	6	7	8	9	AB	R	H	RBI	BB	SO	LOB	BOTTOM					
Damon Mashore, R OBP: 0.362, SLG: 0.319 Jason McDonald, S OBP: 0.316, SLG: 0.360 (8, 8)	K		L8		K		L9			3	0	0	0	0	2	0	1 1					
Scott Brosius, R OBP: 0.283, SLG: 0.306 (9, 9)	BB BB 2B		P9			K		L7		4	1	1	0	0	1	0						
Pat Lennon, R OBP: 0.439, SLG: 0.404 Dave Magadan, L OBP: 0.391, SLG: 0.365 (9, 5)	BB BB 1B		G6-3			G6-3		G3		3	0	1	0	0	0	0	1 1					
Mark McGwire, R OBP: 0.388, SLG: 0.656 (1, 3)	BB BB 2B				K			K		3	0	0	0	1	3	0						
Jose Canseco, R OBP: 0.323, SLG: 0.459 (1, 10)	G4-6-3 BB				K		HR BB		G5-3	2	1	0	1	2	1	0						
Jason Giambi, L OBP: 0.360, SLG: 0.506 (1, 7)	G4-6-3				BB		HR		F7	3	1	1	2	1	0	3						
Scott Spiezio, S OBP: 0.297, SLG: 0.398 (1, 4)			K		P4		HR		F8	4	1	1	1	0	1	1						
Tony Batista, R OBP: 0.239, SLG: 0.346 (1, 6)		G5-3				P2		P3		3	0	0	0	0	0	0						
George Williams, S OBP: 0.376, SLG: 0.331 (1, 2)		G5-3			K			K		3	0	0	0	0	2	0						
Inning Stats	R: 1 E: 0 K: 1 S: 13	H: 2 LOB: 2 BB: 2 P: 25	R: 0 E: 0 K: 1 S: 8	H: 0 LOB: 0 BB: 0 P: 12	R: 0 E: 0 K: 0 S: 4	H: 0 LOB: 0 BB: 0 P: 6	R: 0 E: 0 K: 2 S: 13	H: 0 LOB: 1 BB: 1 P: 22	R: 0 E: 0 K: 2 S: 11	H: 0 LOB: 0 BB: 0 P: 14	R: 0 E: 0 K: 2 S: 10	H: 0 LOB: 0 BB: 0 P: 14	R: 3 E: 0 K: 1 S: 15	H: 2 LOB: 1 BB: 1 P: 28	R: 0 E: 0 K: 1 S: 7	H: 0 LOB: 0 BB: 0 P: 11	R: 0 E: 0 K: 0 S: 10	H: 0 LOB: 0 BB: 0 P: 15	1B: 1 2B: 1 3B: 0 HR: 2	SF: 0 SAC: 0 DP: 1 HBP: 0	WP: 0 PB: 0 CS: 0	PA: 34
PITCHER	IP	WLS	BF	H	R	ER	SO	BB	IBB	HBP	BLK	WP	HR	S	P	ERA	WHIP					
Allen Watson, L ERA: 5.27 Rich DeLucia, R ERA: 2.41	(1, 1)	6.0	W	25	4	4	4	8	4	0	0	0	0	2	66	107	6.00	1.333				
	(7, 1)	3.0	S	9	0	0	0	2	0	0	0	0	0	25	40	0.00	0.000					

Anaheim Angels @ Oakland Athletics
Oakland-Alameda County Coliseum, Oakland, CA
Thu Jul 10 1997, 3:33 AM PDT
Att: 10,827 - Cloudy - 70 F

AB	30
R	4
H	4
RBI	4
BB	4
SO	10
LOB	4



Batter	1	2	3	4	5	6	7	8	9	AB	R	H	RBI	BB	SO	LOB	TOP	
Tony Phillips, S OBP: 0.421, SLG: 0.416 Craig Grebeck, R OBP: 0.380, SLG: 0.426	2-1 1B 3B	0-3 K		1-2 P5	2-2 HR		1-1 G5-3		4-0 BB BB	4	2	2	3	0	1	0		
Darin Erstad, L OBP: 0.355, SLG: 0.468	1-2 1B 16 BB S	0-3 K		1-1 G4-3	1-1 G6-3		1-0 1B		1-3 K	6	2	2	1	0	2	2		
Dave Hollins, S OBP: 0.376, SLG: 0.446 Jack Howell, L OBP: 0.318, SLG: 0.481	4-2 16 BB 1B G4-3	1-1 P5		0-0 G6-3		3-2 G4-3	0-2 G4-6-3 1B		1-3 K	4	1	1	1	1	0	0		
Jim Edmonds, L OBP: 0.364, SLG: 0.526 Otlando Palmeiro, L OBP: 0.364, SLG: 0.284	2-2 G4-3 16 BB WP		0-0 G3-1		2-2 HR	3-2 16 BB 1B	3-1 G4-6-3		4-2 BB	3	2	2	1	0	0	0		
Tim Salmon, R OBP: 0.395, SLG: 0.505	1-3 K		4-2 16 BB 2B		2-1 HR	1-2 16 BB 1B		3-2 16 FC4-6 1B	3-2 F8	5	2	3	1	1	1	6		
16 Garret Anderson, L OBP: 0.340, SLG: 0.389	4-0 WP 1B G4-3 BB		0-0 1B 2B		1-3 K	1-1 BB 1B		2-2 FC4-6		4	2	2	3	1	1	1		
Jim Leyritz, R OBP: 0.360, SLG: 0.432	1-2 G4-3		2-1 1B		3-2 HR 1B	4-2 FC6-4 BB		2-3 K		4	1	2	2	1	1	3		
Todd Greene, R OBP: 0.250, SLG: 0.269	1-0 1B		0-0 P6		1-3 K	0-0 L6		2-2 G4-3		5	0	1	1	0	1	6		
Gary Disarcina, R OBP: 0.280, SLG: 0.355	1-1 G5-3		1-2 P6		0-0 HR 1B	0-1 FC6-4		3-1 E4 BB BB		5	1	1	0	0	0	5		
Inning Stats	R: 5 H: 4 E: 0 K: 1 S: 25	H: 4 R: 7 ER: 7 SO: 3 BB: 2 LOB: 42	R: 0 H: 0 E: 0 K: 2 S: 8	H: 0 R: 7 ER: 2 SO: 3 BB: 0 LOB: 19	R: 2 H: 2 E: 0 K: 0 S: 12	H: 2 R: 0 ER: 0 SO: 0 BB: 0 LOB: 8	R: 5 H: 5 E: 0 K: 2 S: 21	H: 5 R: 0 ER: 0 SO: 33 BB: 1 LOB: 28	R: 1 H: 3 E: 0 K: 0 S: 17	H: 2 R: 0 ER: 0 SO: 13 BB: 0 LOB: 13	R: 0 H: 1 E: 0 K: 1 S: 13	H: 1 R: 0 ER: 0 SO: 22 BB: 2 LOB: 30	1B: 11 2B: 2 3B: 1 HR: 3	SF: 0 SAC: 0 DP: 1 HBP: 0	WP: 1 PB: 0 SB: 1 CS: 0	PA: 50		
PITCHER	IP	WLS	BF	H	R	ER	SO	BB	IBB	HBP	BLK	WP	HR	S	P	ERA	WHIP	
Steve Karsay, R ERA: 5.95	2.1	L	16	6	7	7	3	3	0	0	0	1	0	39	63	27.00	3.857	
Carlos Reyes, R ERA: 4.46	2.1		12	5	5	5	2	0	0	0	0	0	3	31	45	19.29	2.143	
Don Wengert, R ERA: 6.31	3.1		16	6	2	2	1	1	0	0	0	0	0	40	66	5.40	2.100	
Dane Johnson, R ERA: 3.92	1.0		6	0	0	0	2	2	0	0	0	0	0	14	30	0.00	2.000	

Anaheim Angels @ Oakland Athletics
Oakland-Alameda County Coliseum, Oakland, CA

livebaseballscorecards.com



AB 44
R 14
H 17
RBI 13
BB 6
SO 8
LOB 26

Fri Jul 11 1997, 7:05 PM PDT
Att: 12,586 - Unknown - 64 F

Batter	1	2	3	4	5	6	7	8	9	AB	R	H	RBI	BB	SO	LOB	BOTTOM	
Jason McDonald, S OBP: 0.301, SLG: 0.341	1-0 G3		2-3 K		2-3 K		2-1 FC4-6		1-3 K	5	0	0	0	0	3	3		
Scott Brosius, R OBP: 0.288, SLG: 0.317	2-1 BB BB 1B		3-2 HR		1-0 F8		3-2 G5-3		4-0 BB	4	1	2	1	1	0	0		
Matt Stairs, L OBP: 0.455, SLG: 0.686 Pat Lennon, R OBP: 0.441, SLG: 0.407	4-1 BB BB BB		0-0 G6-3		1-2 F8		0-1 2B 1B		1-2 L8	2	0	0	0	1	0	0		
Mark McGwire, R OBP: 0.385, SLG: 0.649 Dave Magadan, L OBP: 0.398, SLG: 0.362	1-2 L7		0-0 P7		2-3 K		1-3 K		1-3 K	3	0	0	0	0	1	2		
Jose Canseco, R OBP: 0.325, SLG: 0.461	4-2 BB		2-1 L7		1-3 K		3-2 K		1-1 2B	3	0	1	1	1	1	0		
Jason Giambi, L OBP: 0.355, SLG: 0.498	0-3 K		0-3 P9		1-1 P9		0-0 P6		2-3 K	4	0	0	0	0	2	4		
Scott Spiezio, S OBP: 0.395, SLG: 0.395 Mark Bellhorn, S OBP: 0.409, SLG: 0.456		2-2 G5-3		1-0 G3		2-1 L7		4-2 2B G4-3 BB		2	0	0	0	0	0	0		
Tony Batista, R OBP: 0.248, SLG: 0.361		2-3 K		0-0 P6		1-0 E 1B 1B		0-2 G4-3 2B		4	0	2	0	0	1	0		
George Williams, S OBP: 0.378, SLG: 0.353		2-3 K		2-1 HR		3-2 E3 FC4-6 1B		0-0 G4-3		4	1	2	2	0	1	1		
Inning Stats	R: 0 H: 1 E: 1 K: 1 S: 12	H: 1 R: 2 ER: 2 SO: 7 BB: 3 LOB: 24	R: 0 H: 0 E: 0 K: 2 S: 9	H: 0 R: 2 ER: 0 SO: 15 BB: 0 LOB: 15	R: 1 H: 1 E: 0 K: 1 S: 8	H: 1 R: 0 ER: 0 SO: 13 BB: 0 LOB: 13	R: 1 H: 1 E: 0 K: 1 S: 7	H: 1 R: 0 ER: 0 SO: 12 BB: 0 LOB: 12	R: 0 H: 0 E: 1 K: 2 S: 10	H: 2 R: 0 ER: 1 SO: 18 BB: 0 LOB: 18	R: 1 H: 2 E: 0 K: 2 S: 19	H: 2 R: 0 ER: 0 SO: 28 BB: 0 LOB: 28	1B: 4 2B: 2 3B: 0 HR: 2	SF: 0 SAC: 0 DP: 0 HBP: 0	WP: 0 PB: 0 SB: 0 CS: 0	PA: 39		
PITCHER	IP	WLS	BF	H	R	ER	SO	BB	IBB	HBP	BLK	WP	HR	S	P	ERA	WHIP	
Jason Dickson, R ERA: 3.37	7.0	W	28	5	2	2	7	2	0	0	0	0	2	60	104	2.57	1.000	
Mike Holtz, L ERA: 1.57	1.0		5	2	1	1	2	0	0	0	0	0	0	19	28	9.00	2.000	
Pep Harris, R ERA: 4.34	1.0		6	1	1	1	1	2	0	0	0	0	0	13	23	9.00	3.000	

Anaheim Angels @ Oakland Athletics
Oakland-Alameda County Coliseum, Oakland, CA

livebaseballscorecards.com



AB 35
R 4
H 8
RBI 4
BB 4
SO 10
LOB 13

Fri Jul 11 1997, 7:05 PM PDT
Att: 12,586 - Unknown - 64 F

Batter	1	2	3	4	5	6	7	8	9	AB	R	H	RBI	BB	SO	LOB	TOP										
Tony Phillips, S OBP: 0.423, SLG: 0.419 (1, 4)	4-2 CS BB	2-2 1B		3-2 SF8		2-2 2B		1-2 G3-1		3	0	2	2	1	0	0	Anaheim Angels @ Oakland Athletics Oakland-Alameda County Coliseum, Oakland, CA Sun Jul 13 1997, 3:33 AM PDT Att: 15,164 - Sunny - 86 F										
Darin Erstad, L OBP: 0.349, SLG: 0.458 (1, 3)	2-3 K	0-1 BB 1B		1-2 F9		2-1 F7		0-1 G4-3		5	0	1	1	0	1	2											
Dave Hollins, S OBP: 0.382, SLG: 0.445 (1, 5)	1-1 2B	1-2 BB		4-0 BB 1-2 BB		4-0 BB 1B BB		0-0 G6-3		2	1	1	0	3	0	0											
Jim Edmonds, L OBP: 0.362, SLG: 0.519 (1, 8)	1-0 L9	0-3 K		2-3 K		4-2 BB 1B BB			4-1 CS BB	3	0	0	0	2	2	6											
Tim Salmon, R OBP: 0.393, SLG: 0.498 (1, 9)		4-0 16 1B SF8 BB	1-3 K		2-0 G5-3	3-1 1B		3-3 K		4	1	1	1	1	2	1											
16 Garret Anderson, L OBP: 0.343, SLG: 0.391 (1, 7)	2-1 WP BB 1B	1-0 G4-6-3 1B		1-2 BB 1B		0-0 P6		1-1 G4-3		5	1	3	0	0	0	2											
Jim Leyritz, R OBP: 0.357, SLG: 0.426 (1, 10)	0-2 SF8	0-0 G4-6-3		4-2 FC6-4 BB		2-3 K				2	0	0	1	1	1	1											
Chad Kreuter, S OBP: 0.315, SLG: 0.380 (1, 2)	4-1 1B BB			3-2 SH SF8 2B		2-0 F9		3-1 F8		3	2	1	0	1	0	2											
Gary Disarcina, R OBP: 0.283, SLG: 0.355 (1, 6)	2-1 L7			1-1 SH BB		0-0 FC6-4		1-0 G5-3		3	0	0	0	0	0	4											
Inning Stats	R: 0 E: 0 K: 1 S: 10	H: 1 LOB: 1 BB: 1 P: 18	R: 3 E: 0 K: 1 S: 17	H: 3 LOB: 3 BB: 3 P: 35	R: 0 E: 0 K: 1 S: 5	H: 1 LOB: 0 BB: 0 P: 7	R: 1 E: 0 K: 1 S: 17	H: 1 LOB: 2 BB: 1 P: 31	R: 0 E: 0 K: 0 S: 8	H: 1 LOB: 2 BB: 1 P: 17	R: 1 E: 0 K: 0 S: 13	H: 2 LOB: 2 BB: 2 P: 28	R: 0 E: 0 K: 1 S: 6	H: 0 LOB: 0 BB: 0 P: 12	R: 0 E: 0 K: 0 S: 6	H: 0 LOB: 0 BB: 0 P: 7	R: 0 E: 0 K: 1 S: 7	H: 0 LOB: 0 BB: 1 P: 15	1B: 6 2B: 3 3B: 0 HR: 0	SF: 2 SAC: 1 DP: 1 HBP: 0	WP: 1 PB: 0 CS: 2	PA: 42					
PITCHER	IP	WLS	BF	H	R	ER	SO	BB	IBB	HBP	BLK	WP	HR	S	P	ERA	WHIP										
Mike Oquist, R ERA: 4.38 (1, 1)	3.2	L	20	6	4	4	3	4	0	0	0	1	0	46	82	9.82	2.727										
Mike Mohler, L ERA: 6.5 (4, 1)	2.1		13	3	1	1	1	4	0	0	0	0	0	24	54	3.86	3.000										
Dane Johnson, R ERA: 3.42 (7, 1)	3.0		9	0	0	0	2	1	0	0	0	0	0	19	34	0.00	0.333										

Batter	1	2	3	4	5	6	7	8	9	AB	R	H	RBI	BB	SO	LOB	BOTTOM										
Jason McDonald, S OBP: 0.309, SLG: 0.333 (1, 8)	2-3 K			0-0 G3	4-0 1B BB		1-3 K		2-2 P5	4	0	0	0	1	2	1	Anaheim Angels @ Oakland Athletics Oakland-Alameda County Coliseum, Oakland, CA Sun Jul 13 1997, 3:33 AM PDT Att: 15,164 - Sunny - 86 F										
Mark Bellhorn, S OBP: 0.408, SLG: 0.443 (1, 5)	2-2 G3-1			4-1 G5-3 BB	3-2 BB 1-3 2H 1B		1-2 P6		1-2 G1	4	0	1	1	1	0	1											
Jason Giambi, L OBP: 0.361, SLG: 0.493 (1, 7)	3-2 G3-1			0-0 G5-3	4-1 BB		4-2 BB			2	0	0	0	2	0	1											
Jose Canseco, R OBP: 0.331, SLG: 0.460 (1, 10)		4-0 G6-4-3 BB		0-0 G5-3	3-2 G6-3		3-2 P6			3	0	0	0	1	0	5											
Scott Brosius, R OBP: 0.266, SLG: 0.311 (1, 9)		1-2 G6-4-3			4-2 S 2B BB		2-1 F9		1-1 P6	3	1	0	0	1	0	1											
Dave Magadan, L OBP: 0.382, SLG: 0.353 (1, 3)	2-1 G3			2-1 L9	4-0 BB		0-1 F8			3	0	0	0	1	0	1											
Scott Spiezio, S OBP: 0.290, SLG: 0.386 (1, 4)			1-1 P5		3-2 F9		1-1 BB		3-2 F8	4	0	1	0	0	0	1											
Tony Batista, R OBP: 0.252, SLG: 0.368 Matt Stairs, L OBP: 0.433, SLG: 0.676 (9, PH)			0-1 G5-3		1-0 1B 2B		2-2 F7		1-3 K	3	1	1	1	0	0	2											
Brent Mayne, L OBP: 0.270, SLG: 0.289 (1, 2)			1-1 F8		2-2 1B WP 1B		1-2 G1-3		1-2 HBP	3	1	1	1	0	0	2											
Inning Stats	R: 0 E: 0 K: 1 S: 12	H: 0 LOB: 0 BB: 0 P: 19	R: 0 E: 0 K: 0 S: 5	H: 0 LOB: 0 BB: 1 P: 12	R: 0 E: 0 K: 0 S: 4	H: 0 LOB: 0 BB: 1 P: 8	R: 0 E: 0 K: 0 S: 4	H: 0 LOB: 1 BB: 1 P: 8	R: 3 E: 0 K: 0 S: 18	H: 3 LOB: 3 BB: 3 P: 44	R: 0 E: 0 K: 0 S: 10	H: 1 LOB: 2 BB: 1 P: 20	R: 0 E: 0 K: 0 S: 11	H: 0 LOB: 0 BB: 1 P: 20	R: 0 E: 0 K: 0 S: 8	H: 0 LOB: 0 BB: 0 P: 12	R: 0 E: 0 K: 1 S: 12	H: 0 LOB: 1 BB: 0 P: 17	1B: 3 2B: 1 3B: 0 HR: 0	SF: 0 SAC: 0 DP: 1 HBP: 1	WP: 1 PB: 0 CS: 0	PA: 38					
PITCHER	IP	WLS	BF	H	R	ER	SO	BB	IBB	HBP	BLK	WP	HR	S	P	ERA	WHIP										
Dennis Springer, R ERA: 5.81 (1, 1)	4.2		21	3	3	3	1	5	0	0	0	1	0	42	85	5.79	1.714										
Shigetoshi Hasegawa, R ERA: 4.06 (5, 1)	2.1	W	10	1	0	0	1	2	0	0	0	0	0	24	46	0.00	1.286										
Rich DeLucia, R ERA: 2.35 (8, 1)	1.0		3	0	0	0	0	0	0	0	0	0	0	8	12	0.00	0.000										
Troy Percival, R ERA: 2.96 (9, 1)	1.0	S	4	0	0	0	1	0	0	1	0	0	0	12	17	0.00	0.000										



Batter	1	2	3	4	5	6	7	8	9	AB	R	H	RBI	BB	SO	LOB	TOP										
Mark McLemore, S OBP: 0.354, SLG: 0.306	F8		K			G6-3		G1-6-3 BB	K	4	0	0	0	1	2	2											
Ivan Rodriguez, R OBP: 0.373, SLG: 0.525	P3		G4-3			1B		G1-6-3		4	0	1	0	0	0	2											
29 Rusty Greer, L Warren Newson, L OBP: 0.326, SLG: 0.533 OBP: 0.362, SLG: 0.466				F8		1B		HR		2	0	1	0	1	0	0											
Juan Gonzalez, R OBP: 0.329, SLG: 0.588	G5-6-3			HR		G6-4-3		HR	1B	4	2	2	1	0	0	3											
Dean Palmer, R OBP: 0.299, SLG: 0.405		P4		F9			P6	HR		4	1	1	2	0	0	0											
Mike Simms, R Will Clark, L OBP: 0.326, SLG: 0.443 OBP: 0.415, SLG: 0.507	K			F8			F9	K		3	0	0	0	0	1	0											
Domingo Cedeno, S	G5-3				L9				L7	3	0	0	0	1	0	0											
Damon Buford, R OBP: 0.284, SLG: 0.340			G5-3		G1-3		G5-3	G3 2B		4	0	1	0	0	0	1											
Billy Ripken, R Lee Stevens, L OBP: 0.328, SLG: 0.429 OBP: 0.339, SLG: 0.520					L6			HR	G3	3	1	2	1	0	0	0											
Inning Stats	R: 0 E: 0 K: 0 S: 9	H: 0 LOB: 1 BB: 1 P: 18	R: 0 E: 0 K: 1 S: 9	H: 0 LOB: 0 BB: 0 P: 14	R: 0 E: 0 K: 1 S: 10	H: 1 LOB: 1 BB: 0 P: 14	R: 1 E: 0 K: 0 S: 7	H: 1 LOB: 0 BB: 0 P: 11	R: 0 E: 0 K: 0 S: 7	H: 2 LOB: 1 BB: 0 P: 10	R: 0 E: 0 K: 0 S: 9	H: 0 LOB: 1 BB: 1 P: 18	R: 4 E: 0 K: 1 S: 15	H: 4 LOB: 0 BB: 1 P: 27	R: 0 E: 0 K: 1 S: 11	H: 1 LOB: 0 BB: 0 P: 18	1B: 4 2B: 1 3B: 0 HR: 4	SF: 0 SAC: 0 DP: 2 HBP: 0	WP: 0 PA: 37 PB: 0 SB: 0 CS: 0								
PITCHER	IP	WLS	BF	H	R	ER	SO	BB	IBB	HBP	BLK	WP	HR	S	P	ERA	WHIP										
Allen Watson, L ERA: 5.02	7.0		26	4	1	1	2	2	0	0	0	0	1	58	13	1.29	0.857										
Rich DeLucia, R ERA: 2.77	0.2		4	2	2	2	0	1	0	0	0	0	2	6	99	27.00	4.500										
Pep Harris, R ERA: 4.53	0.0		1	1	0	0	0	0	0	0	0	0	0	3	6	∞	∞										
Troy Percival, R ERA: 3.25	0.1		2	1	2	2	1	0	0	0	0	0	1	6	8	54.00	3.000										
Kevin Gross, R ERA: 7.27	1.0	W	4	1	0	0	1	0	0	0	0	0	0	11	18	0.00	1.000										

Texas Rangers @ Anaheim Angels
Anaheim Stadium, Anaheim, CA
Mon Jul 14 1997, 10:05 PM EDT
Att: 17,272 - Unknown - 82 F

AB	34
R	5
H	9
RBI	5
BB	3
SO	4
LOB	9



Batter	1	2	3	4	5	6	7	8	9	AB	R	H	RBI	BB	SO	LOB	BOTTOM										
Tony Phillips, S OBP: 0.421, SLG: 0.419	K	K		K			F8		2B	5	1	1	0	0	3	3											
Darin Erstad, L OBP: 0.346, SLG: 0.452	G3	FC4-6			P6		G4-3		2B	4	0	0	1	1	0	2											
Dave Hollins, S OBP: 0.383, SLG: 0.448	K	G1-3			F7			L4-3 1B	2B	5	0	2	2	0	1	2											
Jim Edmonds, L OBP: 0.361, SLG: 0.516		16 1B	G3		K			L4-3 1B		4	1	1	0	0	1	1											
Tim Salmon, R OBP: 0.397, SLG: 0.500		16 1B				F9		16 1B		3	1	2	0	1	0	0											
16 Garret Anderson, L OBP: 0.347, SLG: 0.398		E			F8		F8	2B		4	1	3	1	0	0	1											
Jim Leyritz, R OBP: 0.352, SLG: 0.419		1B	G6-3			F8		F9		4	1	0	0	0	0	5											
Chad Kreuter, S ERA: 6.25		FC4-6			L3				F7	2	0	0	0	1	0	1											
Otlando Palmeiro, L OBP: 0.360, SLG: 0.280		1B				G4-3				1	0	0	0	0	0	0											
Gary Disarcina, R OBP: 0.286, SLG: 0.357		FC4-6			K			G6-3	2B	4	1	2	1	0	1	0											
Inning Stats	R: 4 E: 0 K: 2 S: 7	H: 3 LOB: 2 BB: 2 P: 36	R: 0 E: 0 K: 0 S: 6	H: 1 LOB: 1 BB: 0 P: 12	R: 0 E: 0 K: 2 S: 9	H: 0 LOB: 0 BB: 0 P: 16	R: 0 E: 0 K: 0 S: 7	H: 0 LOB: 0 BB: 0 P: 9	R: 0 E: 0 K: 0 S: 14	H: 1 LOB: 1 BB: 0 P: 19	R: 0 E: 0 K: 0 S: 5	H: 0 LOB: 0 BB: 0 P: 9	R: 0 E: 0 K: 0 S: 6	H: 3 LOB: 2 BB: 0 P: 14	R: 2 E: 0 K: 0 S: 10	H: 3 LOB: 2 BB: 1 P: 19	1B: 8 2B: 4 3B: 0 HR: 0	SF: 0 SAC: 0 DP: 1 HBP: 0	WP: 0 PA: 39 PB: 0 SB: 0 CS: 0								
PITCHER	IP	WLS	BF	H	R	ER	SO	BB	IBB	HBP	BLK	WP	HR	S	P	ERA	WHIP										
Julio Santana, R ERA: 6.25	6.0		26	5	4	2	6	2	0	0	0	0	0	7	12	0.00	0.600										
Ed Vosberg, L ERA: 5.0	1.2		5	1	0	0	0	0	0	0	0	0	0	1	4	∞	∞										
Xavier Hernandez, R ERA: 3.86	0.0		1	1	0	0	0	0	0	0	0	0	0	1	3	∞	∞										
Eric Gunderson, L ERA: 2.27	0.0		1	1	0	0	0	0	0	0	0	0	0	1	3	∞	∞										
John Wetteland, R ERA: 2.95	0.2	L	6	3	2	2	0	0	1	0	0	0	0	12	23	27.00	4.500										

Texas Rangers @ Anaheim Angels
Anaheim Stadium, Anaheim, CA
Mon Jul 14 1997, 10:05 PM EDT
Att: 17,272 - Unknown - 82 F

AB	36
R	6
H	11
RBI	5
BB	3
SO	6
LOB	15



Batter	1	2	3	4	5	6	7	8	9	AB	R	H	RBI	BB	SO	LOB	TOP				
Mark McLemore, S (1, 4) OBP: 0.356, SLG: 0.309	F7		1-0 WP 1B		2-2 1-3 1B		F7			4	0	2	0	0	0	1	Texas Rangers @ Anaheim Angels Anaheim Stadium, Anaheim, CA Tue Jul 15 1997, 10:05 PM EDT Att: 18,197 - Unknown - 77 F				
Ivan Rodriguez, R (1, 2) OBP: 0.372, SLG: 0.522	1B		F9		F9		FC6			4	0	1	0	0	0	4					
Will Clark, L (1, 3) OBP: 0.416, SLG: 0.521	K			3-1 G6-4-3 2B		HR		G3		4	1	2	1	0	1	1					
Juan Gonzalez, R (1, 9) OBP: 0.324, SLG: 0.579	K			E5 G6-4-3		G5-3		G5-3		4	0	0	0	0	1	2					
Lee Stevens, L (1, 10)		F8		G6-4-3		G1-3 1B		F9		4	0	1	0	0	0	2					
Dean Palmer, R (1, 5) OBP: 0.295, SLG: 0.400	K			F8		G1-3		G6-3		4	0	0	0	0	1	2					
Warren Newson, L (1, 7) OBP: 0.359, SLG: 0.484	G6-3				1-1 G4-3		F9		HR	4	1	1	1	0	0	1					
Domingo Cedeño, S (1, 6) OBP: 0.348, SLG: 0.438			0-0 G1-3		1-1 G1-3		FC5-4 1B		G3-1	4	0	1	0	0	0	0					
Damon Buford, R (1, 8) OBP: 0.283, SLG: 0.339			3-2 F9		1-1 1B		FC5-4 FC6 1B		F9	4	0	1	0	0	0	1					
Inning Stats	R: 0 E: 0 K: 2 S: 11	H: 1 LOB: 1 BB: 0 P: 15	R: 0 E: 0 K: 1 S: 9	H: 0 LOB: 0 BB: 0 P: 14	R: 0 E: 0 K: 0 S: 9	H: 1 LOB: 1 BB: 0 P: 15	R: 0 E: 1 K: 0 S: 9	H: 1 LOB: 2 BB: 0 P: 16	R: 1 E: 0 K: 0 S: 13	H: 2 LOB: 1 BB: 0 P: 17	R: 0 E: 0 K: 0 S: 8	H: 1 LOB: 1 BB: 0 P: 11	R: 0 E: 0 K: 0 S: 10	H: 0 LOB: 0 BB: 0 P: 15	R: 1 E: 0 K: 0 S: 11	H: 1 LOB: 0 BB: 0 P: 16	1B: 6 2B: 1 3B: 0 HR: 2	SF: 0 SAC: 0 DP: 1 HBP: 0	WP: 1 PB: 0 SB: 0 CS: 0	PA: 36	
PITCHER	IP	WLS	BF	H	R	ER	SO	BB	IBB	HBP	BLK	WP	HR	S	P	ERA	WHIP				
Jason Dickson, R (1, 1) ERA: 3.26	7.0	W	29	8	1	1	3	0	0	0	0	1	1	70	103	1.29	1.143				
Mike Holtz, L (8, 1) ERA: 1.46	1.0		3	0	0	0	0	0	0	0	0	0	0	10	15	0.00	0.000				
Shigetoshi Hasegawa, R (9, 1) ERA: 4.13	1.0		4	1	1	1	0	0	0	0	0	0	1	11	16	9.00	1.000				

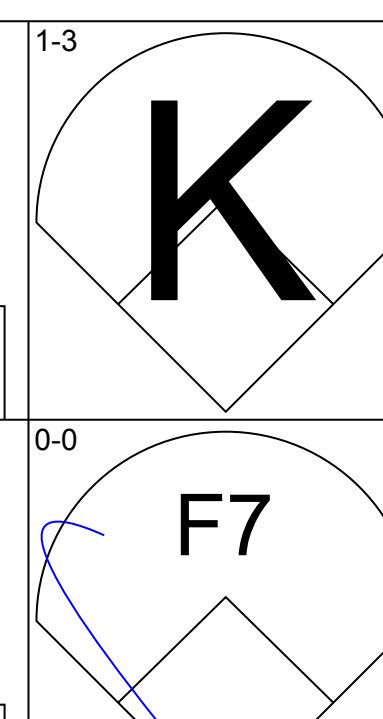
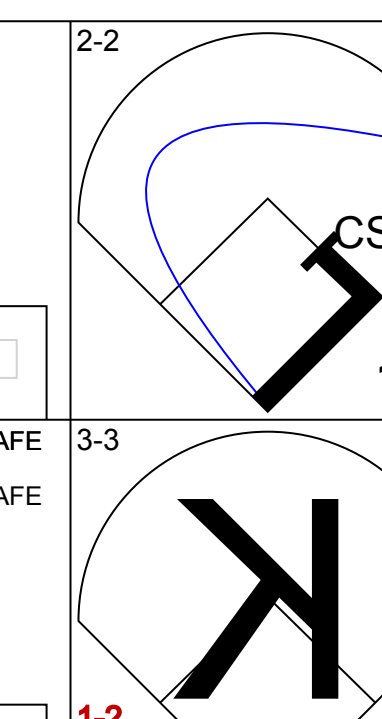
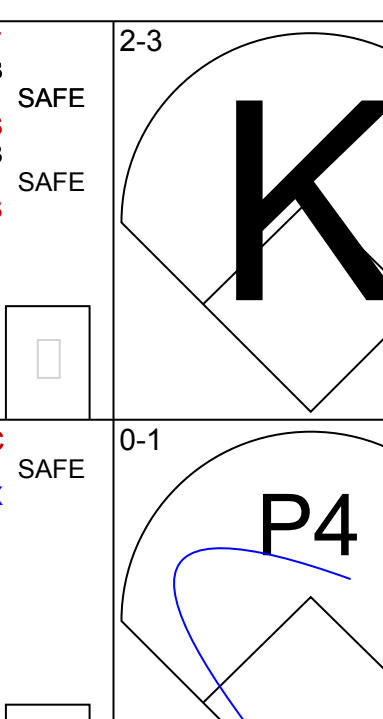
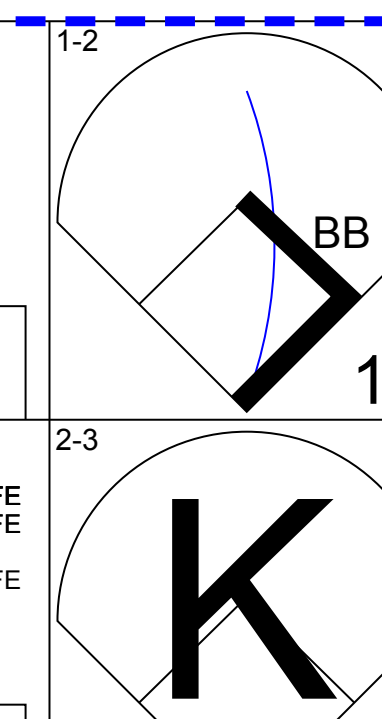
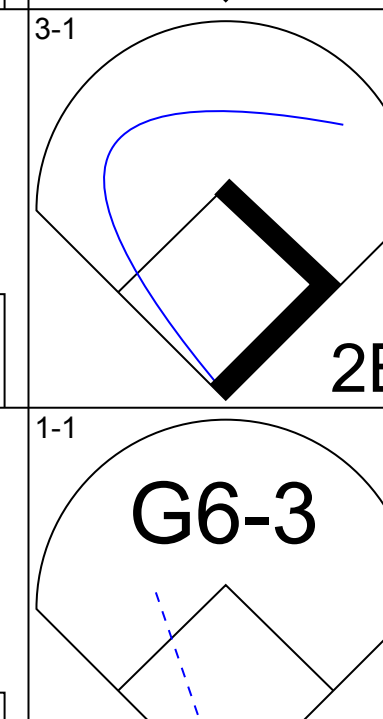


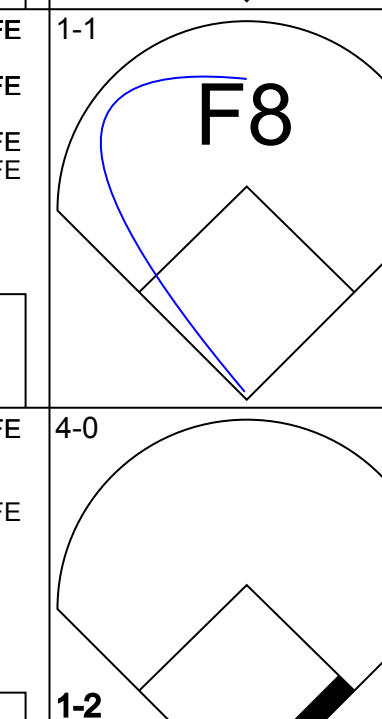

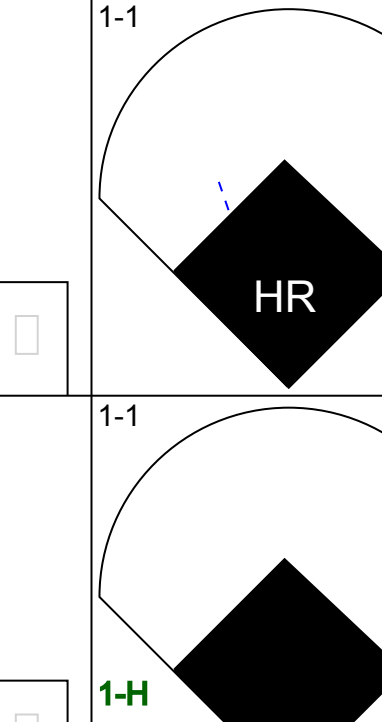
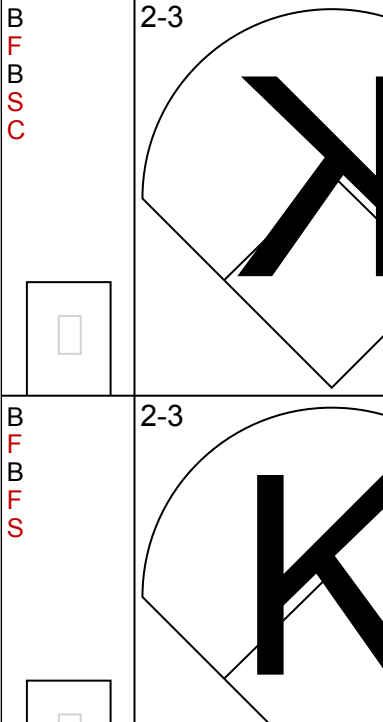
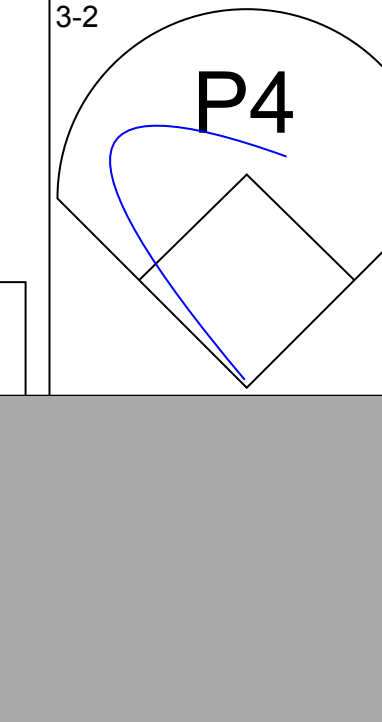

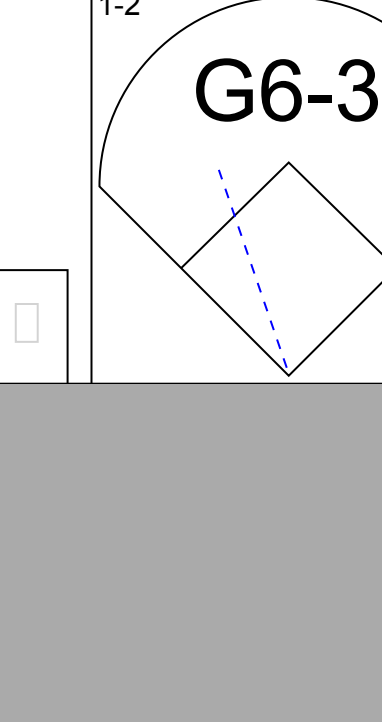


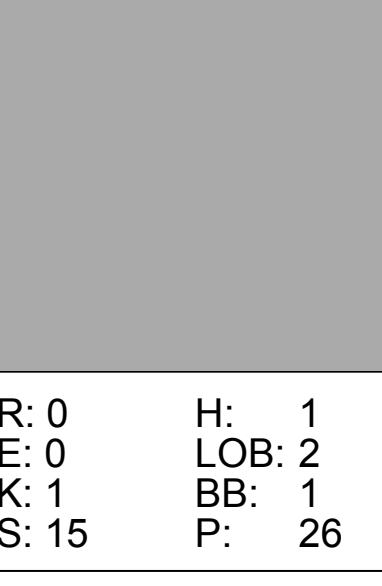
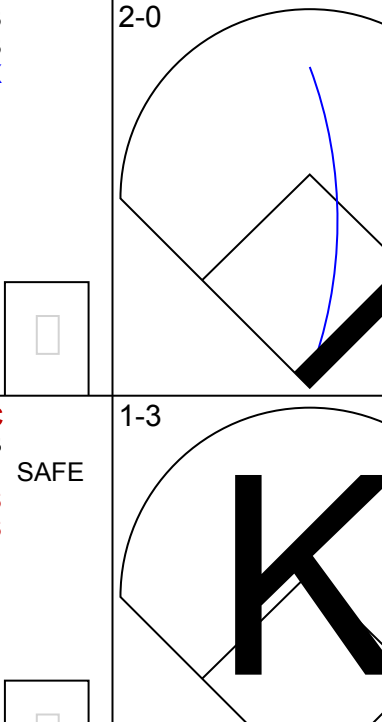
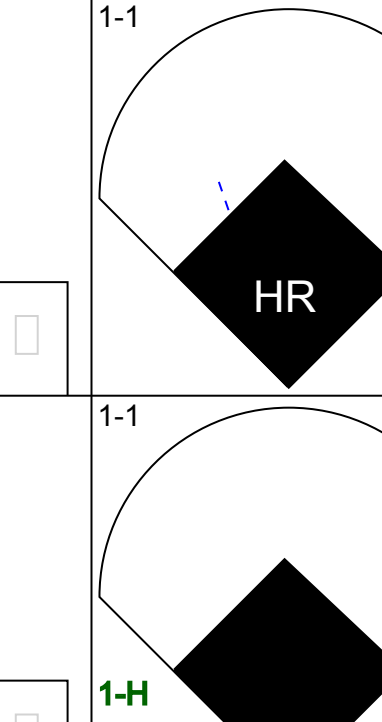
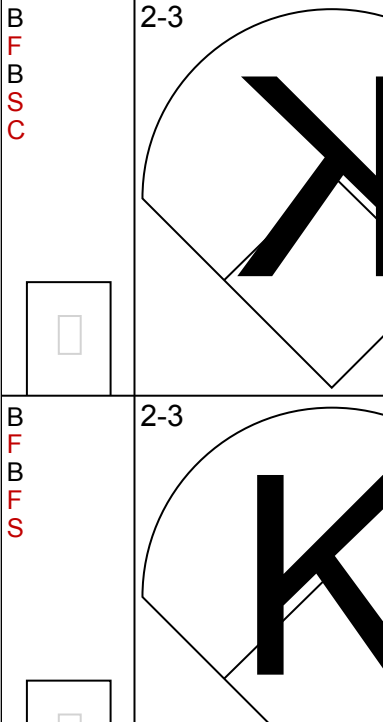
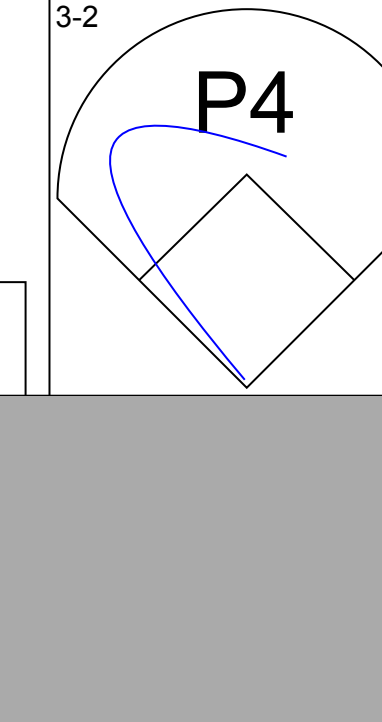
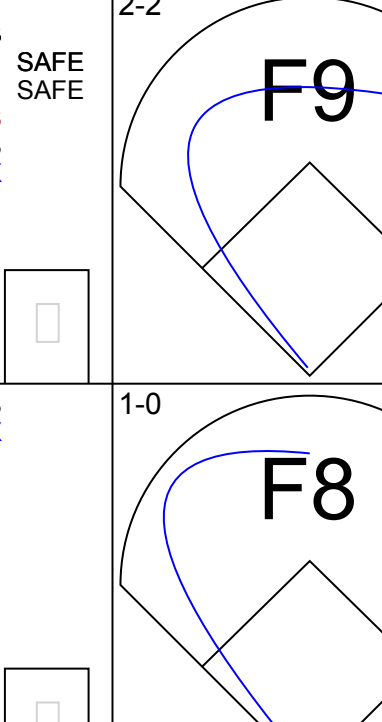
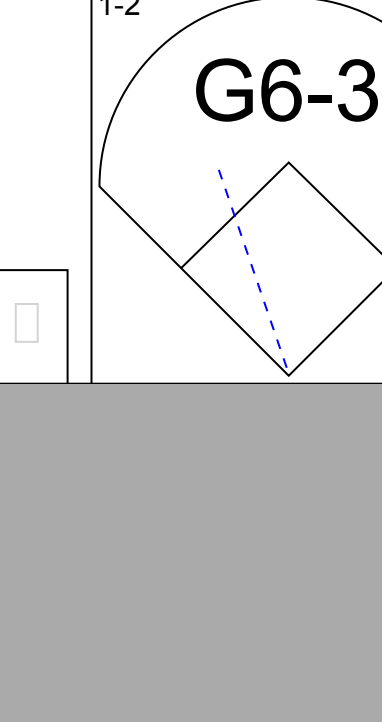

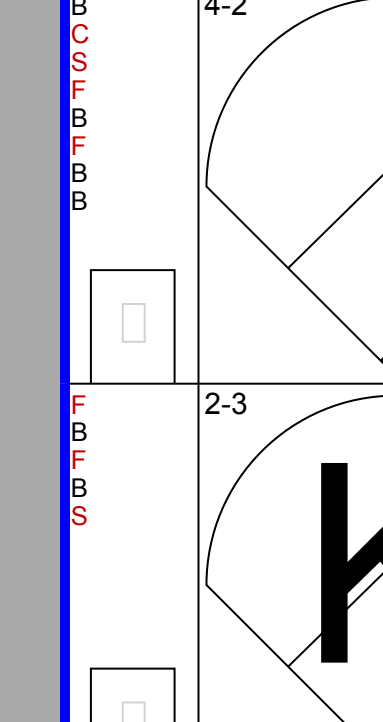
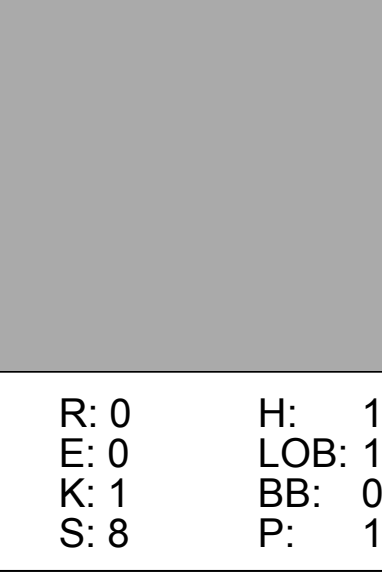
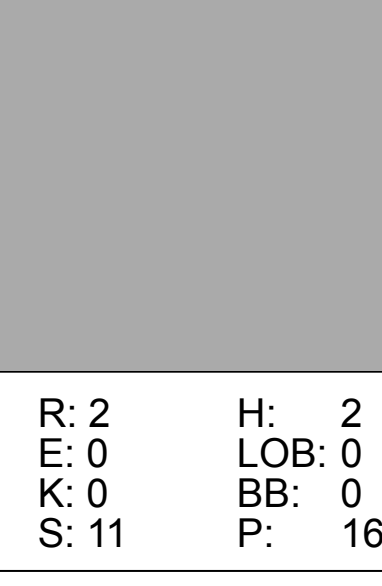
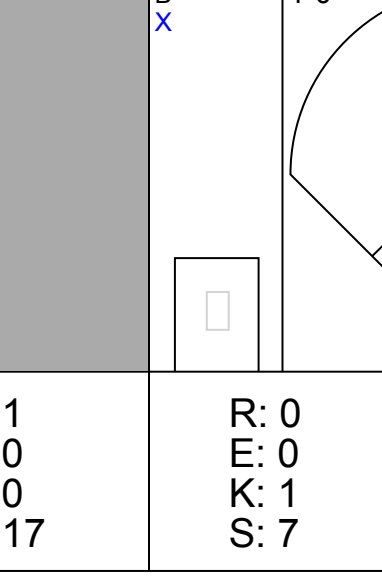
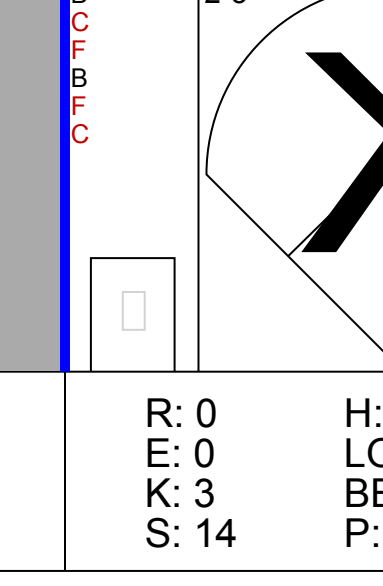
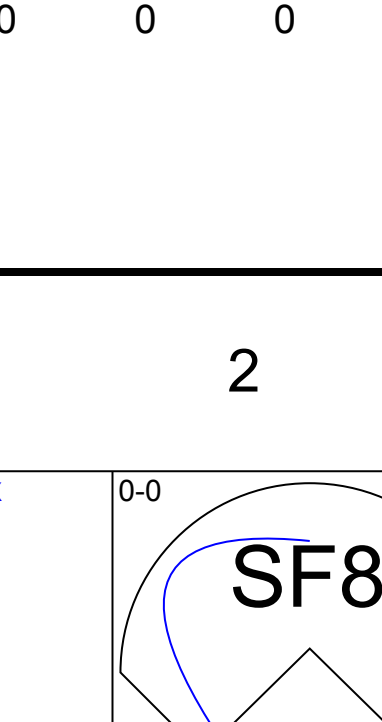
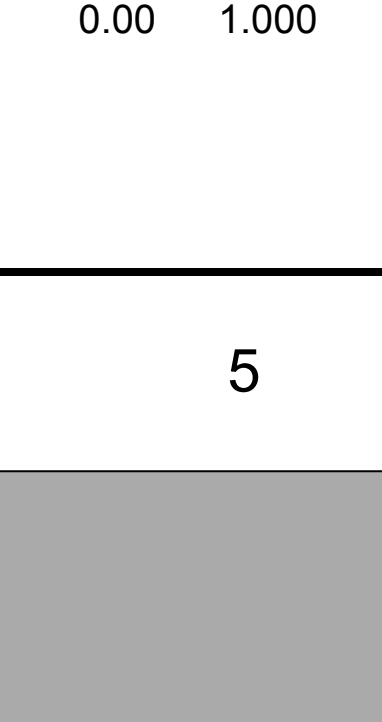
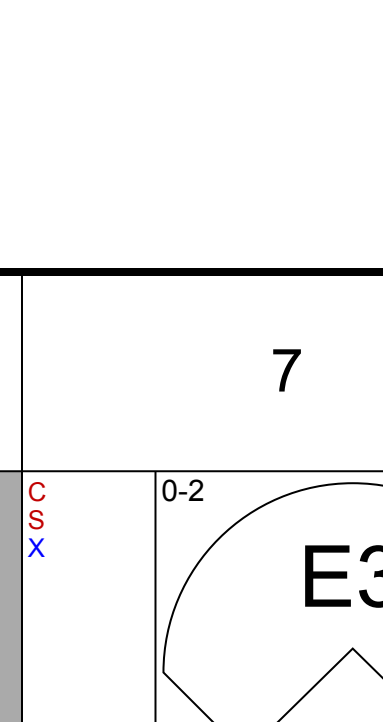
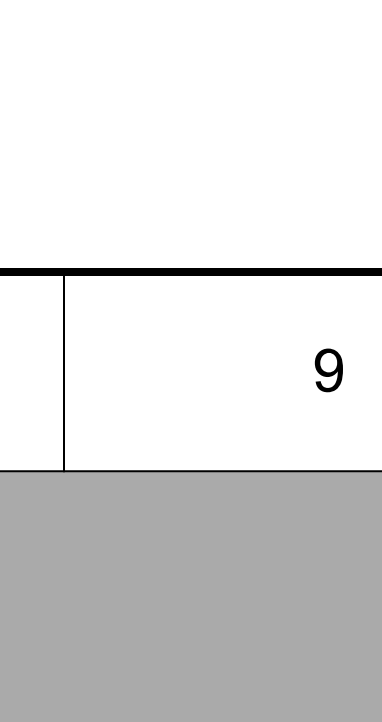
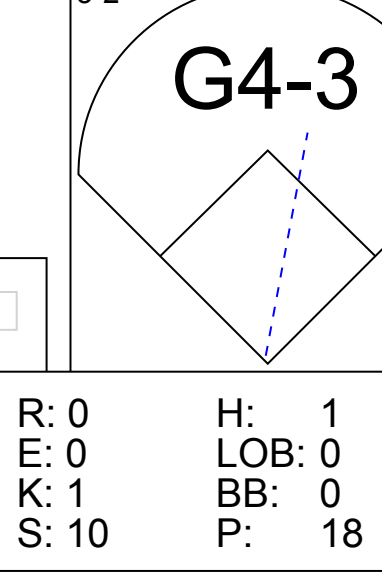
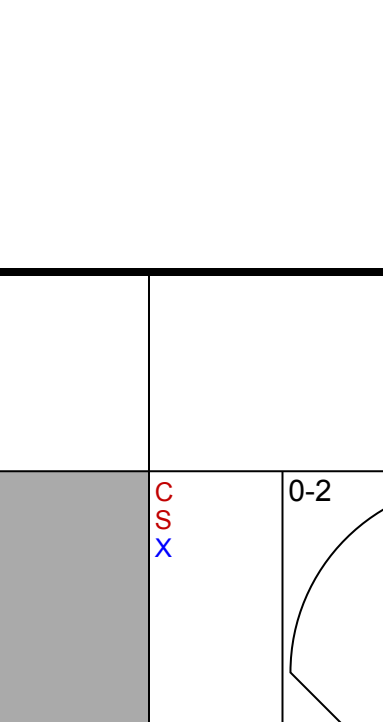
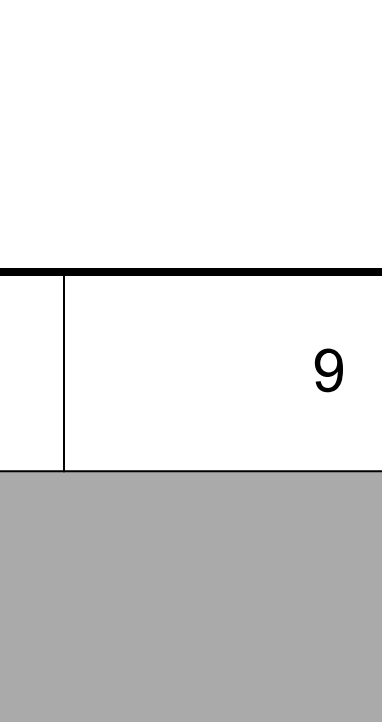
AB	36
R	2
H	9
RBI	2
BB	0
SO	3
LOB	14

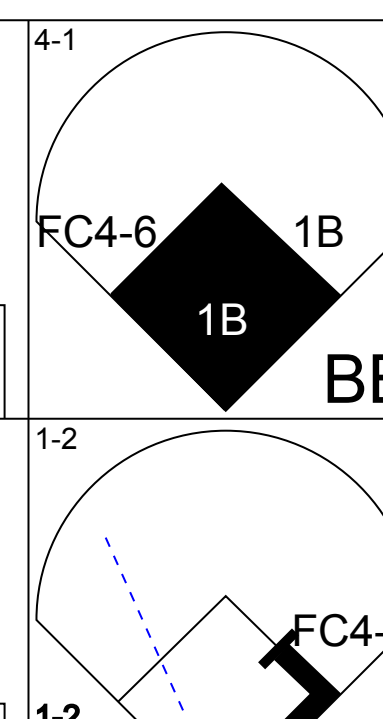
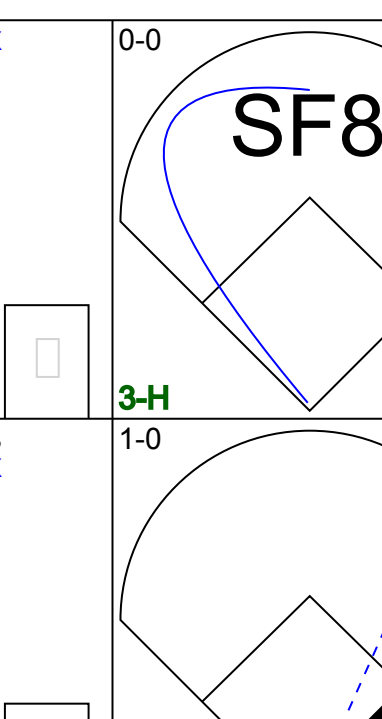
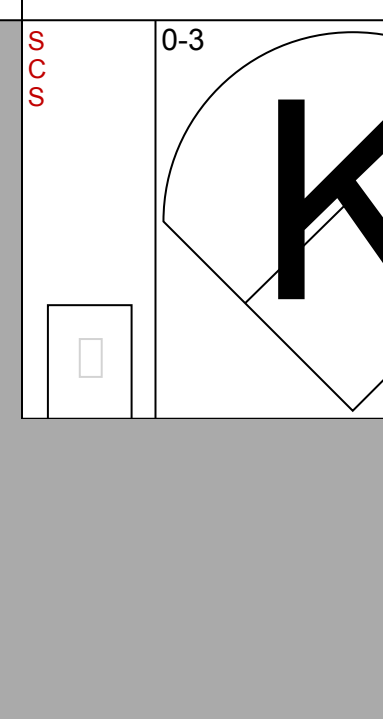
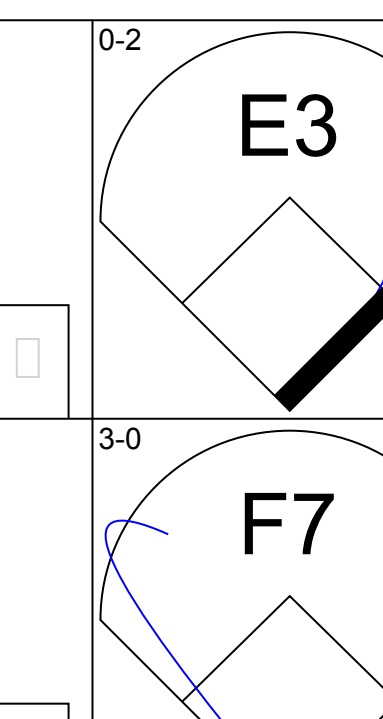
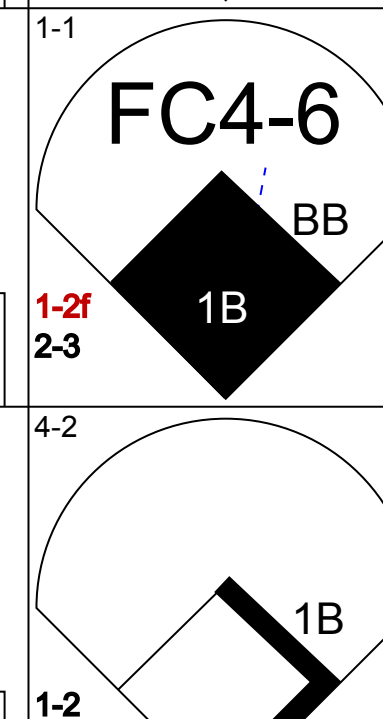
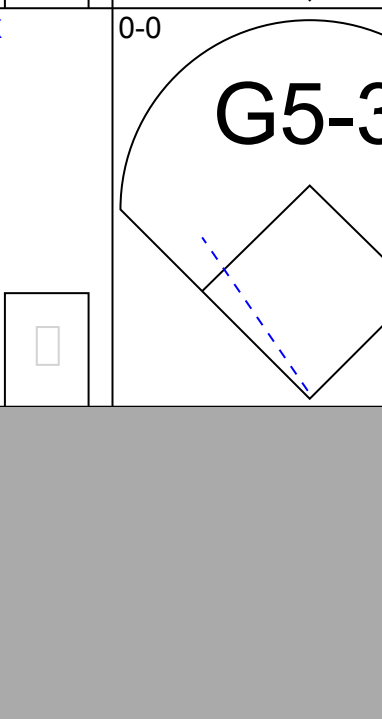
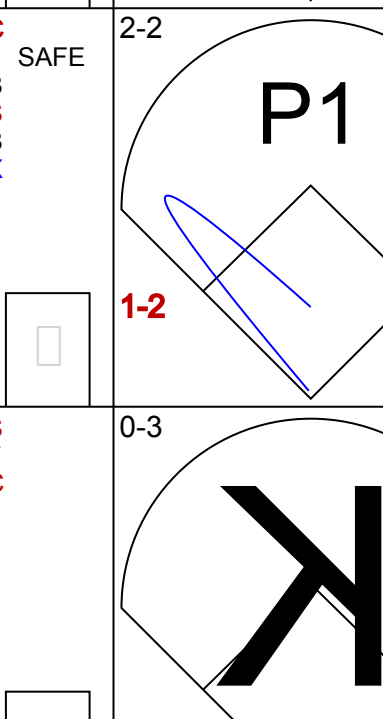
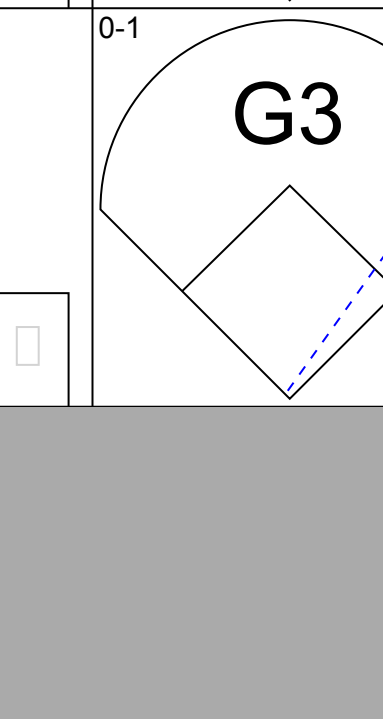
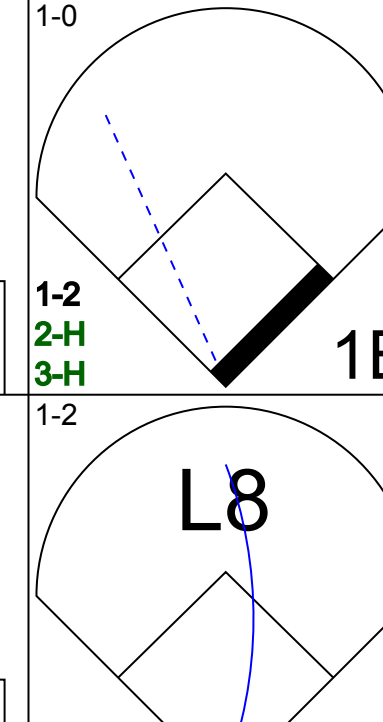






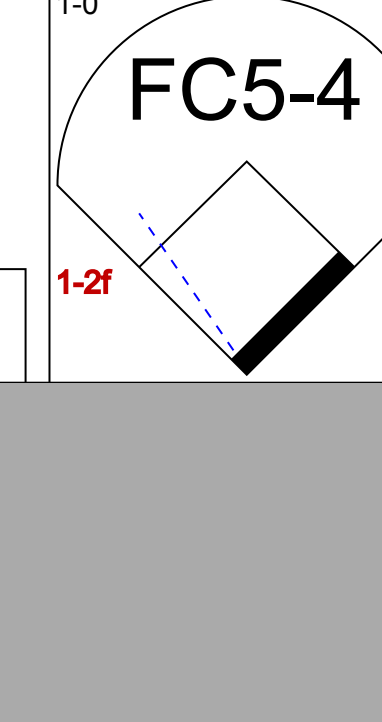
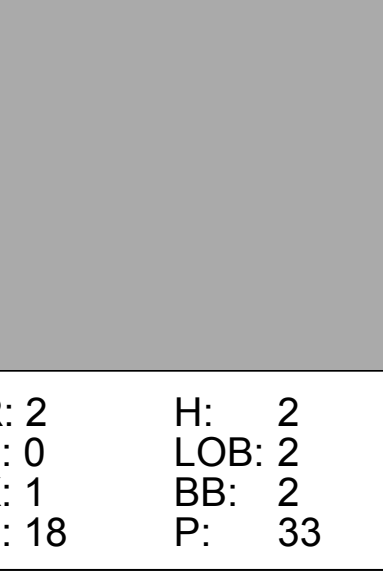
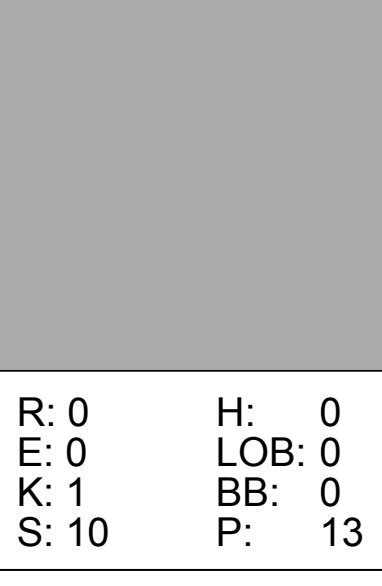
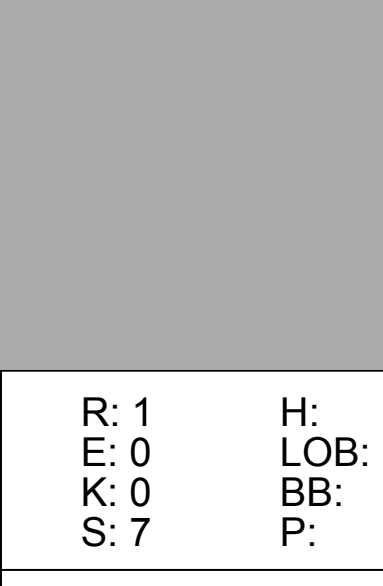
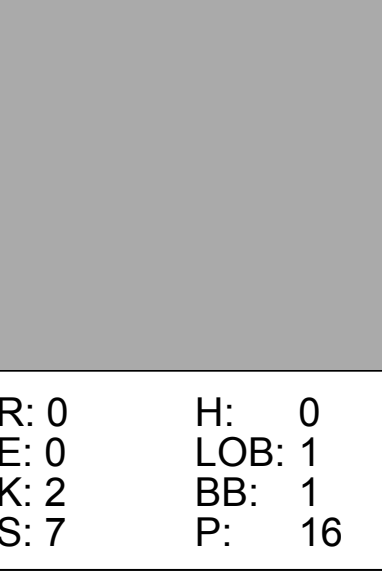






Batter	1	2	3	4	5	6	7	8	9	AB	R	H	RBI	BB	SO	LOB	BOTTOM				
Tony Phillips, S (1, 10) OBP: 0.420, SLG: 0.417	F9	1B		1B BLK BB		K		P4		4	1	1	1	1	1	1	Texas Rangers @ Anaheim Angels Anaheim Stadium, Anaheim, CA Tue Jul 15 1997, 10:05 PM EDT Att: 18,197 - Unknown - 77 F				
Darin Erstad, L (1, 3) OBP: 0.345, SLG: 0.450	G1-3	1B		F7		G3				4	0	1	0	0	0	1					
Dave Hollins, S (1, 5) OBP: 0.386, SLG: 0.451	G1-3	1B		1B		F9 1B				4	1	3	1	0	0	0					
Jim Edmonds, L (1, 8) OBP: 0.360, SLG: 0.513		1B		K		F9 1B				4	1	1	0	0	1	5					
Tim Salmon, R (1, 9) OBP: 0.398, SLG: 0.500		16 1B	L4		F9		16 G6-4-3 1B			4	1	2	1	0	0	0					
16 Garret Anderson, L (1, 7) OBP: 0.346, SLG: 0.396	CS 1B	1B	F7		F8		G6-4-3			4	0	1	0	0	0	1					
Jim Leyritz, R (1, 2) OBP: 0.358, SLG: 0.422	CS 2B	1B		BB		FC6-4 1B		G4-3		3	1	2	2	1	0	0					
Luis Alicea, S (1, 4) OBP: 0.388, SLG: 0.414	K		L9		FC6-4		E6 FC4-8			4	0	0	0	0	1	4					
Gary Disarcina, R (1, 6) OBP: 0.286, SLG: 0.359	1B	2B		G1-3		G3-1		FC4-6		4	1	1	1	0	0	1					
Inning Stats	R: 0 E: 0 K: 0 S: 6	H: 8 LOB: 2 BB: 0 P: 38	R: 0 E: 0 K: 1 S: 25	H: 0 LOB: 1 BB: 1 P: 19	R: 0 E: 0 K: 1 S: 18	H: 1 LOB: 2 BB: 1 P: 28	R: 0 E: 0 K: 0 S: 11	H: 0 LOB: 0 BB: 0 P: 10	R: 1 E: 0 K: 0 S: 11	H: 2 LOB: 0 BB: 0 P: 17	R: 0 E: 1 K: 0 S: 7	H: 0 LOB: 1 BB: 0 P: 9	1B: 11 2B: 2 3B: 0 HR: 0	SF: 0 SAC: 0 DP: 2 HBP: 0	WP: 0 PB: 0 SB: 0 CS: 2	PA: 37					
PITCHER	IP	WLS	BF	H	R	ER	SO	BB	IBB	HBP	BLK	WP	HR	S	P	ERA	WHIP				
Ken Hill, R (1, 1) ERA: 5.31	1.2	L	11	7	5	5	1	0	0	0	0	0	0	27	45	27.00	4.200				
Matt Whiteside, R (2, 1) ERA: 5.29	4.2		21	5	1	1	2	2	0	0	1	0	0	57	86	1.93	1.500				
Eric Gunderson, L (7, 1) ERA: 2.16	1.2		5	0	0	0	0	0	0	0	0	0	0	12	16	0.00	0.000				

AB	35
R	6
H	12
RBI	6
BB	2
SO	3
LOB	13



Batter	1	2	3	4	5	6	7	8	9	AB	R	H	RBI	BB	SO	LOB	TOP					
Brian Hunter, R OBP: 0.320, SLG: 0.344 (1, 8)										4	0	2	0	0	2	1	Detroit Tigers @ Anaheim Angels Anaheim Stadium, Anaheim, CA Wed Jul 16 1997, 10:05 PM EDT Att: 16,570 - Unknown - 80 F					
Damion Easley, R OBP: 0.381, SLG: 0.488 (1, 4)										4	0	0	0	0	2	3						
Travis Fryman, R OBP: 0.337, SLG: 0.483 (1, 5)										4	1	2	1	0	0	1						
Tony Clark, S OBP: 0.319, SLG: 0.552 (8, PR)										3	0	0	0	1	1	1						
Curtis Pride, L OBP: 0.325, SLG: 0.348 (8, 7)										0	0	0	0	0	0	0						
Phil Nevin, R OBP: 0.383, SLG: 0.491 (8, 3)										4	1	2	0	0	1	2						
Melvin Nieves, S OBP: 0.346, SLG: 0.487 (1, 9)										4	1	1	2	0	3	1						
Matt Walbeck, S OBP: 0.319, SLG: 0.375 (9, PH)										3	0	0	0	0	1	1						
Raul Casanova, S OBP: 0.341, SLG: 0.410 (9, PH)										0	0	0	0	1	0	0						
Jody Reed, R OBP: 0.283, SLG: 0.212 (9, PH)										3	0	0	0	0	0	1						
Bobby Higginson, L OBP: 0.370, SLG: 0.496 (9, PH)										1	0	0	0	0	1	1						
Deivi Cruz, R OBP: 0.229, SLG: 0.285 (9, PH)										3	0	1	0	0	0	0						
Bob Hamelin, L OBP: 0.386, SLG: 0.534 (9, PH)										1	0	0	0	0	1	1						
Inning Stats	R: 0 E: 0 K: 1 S: 8	H: 1 LOB: 1 BB: 0 P: 13	R: 0 E: 0 K: 1 S: 8	H: 1 LOB: 1 BB: 0 P: 14	R: 0 E: 0 K: 1 S: 10	H: 1 LOB: 0 BB: 0 P: 18	R: 2 E: 0 K: 0 S: 11	H: 2 LOB: 0 BB: 0 P: 16	R: 0 E: 0 K: 1 S: 10	H: 1 LOB: 1 BB: 0 P: 14	R: 1 E: 0 K: 3 S: 10	H: 1 LOB: 0 BB: 0 P: 17	R: 0 E: 0 K: 1 S: 15	H: 0 LOB: 0 BB: 0 P: 12	R: 0 E: 0 K: 1 S: 15	H: 1 LOB: 2 BB: 1 P: 26	R: 0 E: 0 K: 3 S: 14	H: 0 LOB: 1 BB: 1 P: 24	1B: 5 2B: 1 3B: 0 HR: 2	SF: 0 SAC: 0 DP: 0 HBP: 0	WP: 0 PB: 0 SB: 0 CS: 1	PA: 36
PITCHER	IP	WLS	BF	H	R	ER	SO	BB	IBB	HBP	BLK	WP	HR	S	P	ERA	WHIP					
Chuck Finley, L ERA: 4.66 (1, 1)	7.0	W	27	7	3	3	8	0	0	0	0	0	2	64	104	3.86	1.000					
Kevin Gross, R ERA: 6.87 (8, 1)	1.0		5	1	0	0	1	1	0	0	0	0	0	15	26	0.00	2.000					
Troy Percival, R ERA: 3.14 (9, 1)	1.0	S	4	0	0	0	3	1	0	0	0	0	0	14	24	0.00	1.000					

Batter	1	2	3	4	5	6	7	8	9	AB	R	H	RBI	BB	SO	LOB	BOTTOM				
Tony Phillips, S OBP: 0.419, SLG: 0.414 (1, 10)										2	1	0	1	1	1	0	Detroit Tigers @ Anaheim Angels Anaheim Stadium, Anaheim, CA Wed Jul 16 1997, 10:05 PM EDT Att: 16,570 - Unknown - 80 F				
Darin Erstad, L OBP: 0.350, SLG: 0.453 (1, 3)										4	0	3	0	0	0	1					
Dave Hollins, S OBP: 0.382, SLG: 0.446 (1, 5)										4	1	0	0	0	0	5					
Jim Edmonds, L OBP: 0.358, SLG: 0.508 (1, 8)										3	0	0	0	1	2	0					
Tim Salmon, R OBP: 0.396, SLG: 0.497 (1, 9)										4	0	1	2	0	1	0					
16 Garret Anderson, L OBP: 0.345, SLG: 0.393 (1, 7)										3	0	0	0	1	1	2					
Todd Greene, R OBP: 0.306, SLG: 0.500 (1, 2)										4	2	2	2	0	1	3					
Luis Alicea, S OBP: 0.388, SLG: 0.411 (1, 4)										2	1	0	0	1	0	0					
Gary Disarcina, R OBP: 0.283, SLG: 0.356 (1, 6)										3	0	0	0	0	0	1					
Inning Stats	R: 2 E: 0 K: 1 S: 18	H: 2 LOB: 2 BB: 2 P: 33	R: 1 E: 0 K: 0 S: 8	H: 1 LOB: 1 BB: 1 P: 16	R: 0 E: 0 K: 1 S: 10	H: 0 LOB: 0 BB: 0 P: 13	R: 1 E: 0 K: 1 S: 7	H: 1 LOB: 0 BB: 0 P: 8	R: 0 E: 0 K: 0 S: 8	H: 1 LOB: 0 BB: 0 P: 10	R: 1 E: 0 K: 0 S: 7	H: 1 LOB: 0 BB: 0 P: 11	R: 0 E: 1 K: 0 S: 8	H: 0 LOB: 1 BB: 0 P: 11	R: 0 E: 0 K: 2 S: 7	H: 0 LOB: 1 BB: 1 P: 16		1B: 4 2B: 0 3B: 0 HR: 2	SF: 1 SAC: 0 DP: 0 HBP: 0	WP: 0 PB: 0 SB: 1 CS: 1	PA: 34
PITCHER	IP	WLS	BF	H	R	ER	SO	BB	IBB	HBP	BLK	WP	HR	S	P	ERA	WHIP				
Brian Moehler, R ERA: 4.3 (1, 1)	8.0	L	34	6	5	5	6	4	0	0	0	0	2	73	118	5.62	1.250				

AB	34
R	3
H	8
RBI	3
BB	2
SO	12
LOB	13



AB	29
R	5
H	6
RBI	5
BB	4
SO	6
LOB	12



Batter	1	2	3	4	5	6	7	8	9	AB	R	H	RBI	BB	SO	LOB	TOP			
Brian Hunter, R OBP: 0.320, SLG: 0.343 (1, 8)	F7		1B		G6-4-3		F8			4	0	1	0	0	0	2	Detroit Tigers @ Anaheim Angels Anaheim Stadium, Anaheim, CA Thu Jul 17 1997, 10:05 PM EDT Att: 19,246 - Unknown - 77 F			
Bobby Higginson, L OBP: 0.356, SLG: 0.489 (1, 7)	K		1B					K		4	0	0	0	0	4	2				
Travis Fryman, R OBP: 0.358, SLG: 0.492 (1, 5)	HR		1B				P3		K	4	1	2	2	0	1	0				
Tony Clark, S OBP: 0.392, SLG: 0.545 (1, 3)	K		G1-3				G3		G1-3	4	0	0	0	0	1	2				
Phil Nevin, R OBP: 0.372, SLG: 0.475 (1, 10)		G5-3			F8			G6-3		K	4	0	0	0	1	0				
Melvin Nieves, S OBP: 0.348, SLG: 0.498 (1, 9)		G3-1			K			HR	DI	4	1	2	1	0	1	0				
Damion Easley, R OBP: 0.360, SLG: 0.488 (1, 4)		L7			G3			2B	K	4	1	1	0	0	1	1				
Raul Casanova, S OBP: 0.339, SLG: 0.412 (1, 2)			L8			P8			G6-3	4	0	1	0	0	0	1				
Orlando Miller, R OBP: 0.323, SLG: 0.424 (1, 6)			1B	1B	HR	G6-4-3		G6-3		2	1	1	1	0	0	1				
Inning Stats	R: 1 E: 0 K: 2 S: 12	H: 1 LOB: 0 BB: 0 P: 20	R: 0 E: 0 K: 0 S: 7	H: 0 LOB: 0 BB: 0 P: 12	R: 1 E: 0 K: 1 S: 11	H: 2 LOB: 2 BB: 0 P: 19	R: 0 E: 0 K: 1 S: 6	H: 0 LOB: 0 BB: 0 P: 8	R: 0 E: 0 K: 1 S: 9	H: 0 LOB: 0 BB: 0 P: 16	R: 2 E: 0 K: 0 S: 12	H: 3 LOB: 1 BB: 0 P: 17	R: 0 E: 0 K: 2 S: 10	H: 0 LOB: 0 BB: 0 P: 13	R: 0 E: 0 K: 2 S: 13	H: 1 LOB: 1 BB: 0 P: 16	1B: 4 2B: 2 3B: 0 HR: 2	SF: 0 SAC: 0 DP: 1 HBP: 1	WP: 0 PB: 0 SB: 0 CS: 0	PA: 35
PITCHER	IP	WLS	BF	H	R	ER	SO	BB	IBB	HBP	BLK	WP	HR	S	P	ERA	WHIP			
Dennis Springer, R ERA: 5.77 (1, 1)	7.0	W	28	7	4	4	5	0	0	1	0	0	2	64	103	5.14	1.000			
Darrell May, L ERA: 4.2 (8, 1)	2.0		7	1	0	0	4	0	0	0	0	0	0	23	29	0.00	0.500			

Batter	1	2	3	4	5	6	7	8	9	AB	R	H	RBI	BB	SO	LOB	BOTTOM			
Tony Phillips, S OBP: 0.421, SLG: 0.427 (1, 7)	HR				SF8		K			4	1	3	4	0	1	0	Detroit Tigers @ Anaheim Angels Anaheim Stadium, Anaheim, CA Thu Jul 17 1997, 10:05 PM EDT Att: 19,246 - Unknown - 77 F			
Craig Grebeck, R OBP: 0.380, SLG: 0.426 (9, 5)	1B			1B						0	0	0	0	0	0	0				
Darin Erstad, L OBP: 0.348, SLG: 0.448 (1, 3)	K			BB				G4-3		4	0	0	0	1	3	2				
Dave Hollins, S OBP: 0.379, SLG: 0.440 (1, 5)	G3			G3				F7		4	0	0	0	0	1	3				
Orlando Palmeiro, L OBP: 0.356, SLG: 0.276 (8, PH) (9, 8)				G1-3			K			1	0	0	0	0	0	0				
Tim Salmon, R OBP: 0.399, SLG: 0.496 (1, 9)	K			BB	16 G5-3	16 S	1B		K	3	1	1	0	1	2	0				
16 Garret Anderson, L OBP: 0.347, SLG: 0.394 (1, 8) (9, 7)		1B		G4-6-3			1B			4	1	2	0	0	0	2				
Jim Leyritz, R OBP: 0.359, SLG: 0.421 (1, 2)	1B			K			1B		K	3	2	1	0	1	2	2				
Todd Greene, R OBP: 0.350, SLG: 0.526 (1, 10)	G6-4-3			S			1B		G4-3	4	3	3	1	0	0	2				
Luis Alicaia, S OBP: 0.392, SLG: 0.422 (1, 4)		G6-4-3		1B			3B		F7	3	1	2	3	1	0	0				
Gary Disarcina, R OBP: 0.283, SLG: 0.352 (1, 6)	G6-4-3			1B			SF8		F8	3	0	0	0	1	0	4				
Inning Stats	R: 1 E: 0 K: 2 S: 10	H: 1 LOB: 0 BB: 0 P: 20	R: 3 E: 0 K: 1 S: 19	H: 5 LOB: 1 BB: 0 P: 25	R: 0 E: 0 K: 0 S: 8	H: 0 LOB: 0 BB: 1 P: 14	R: 1 E: 0 K: 1 S: 12	H: 2 LOB: 2 BB: 2 P: 24	R: 4 E: 0 K: 1 S: 19	H: 2 LOB: 1 BB: 2 P: 33	R: 0 E: 0 K: 2 S: 11	H: 2 LOB: 2 BB: 0 P: 16	R: 0 E: 0 K: 1 S: 10	H: 0 LOB: 0 BB: 0 P: 15	R: 0 E: 0 K: 1 S: 7	H: 0 LOB: 0 BB: 0 P: 11	1B: 10 2B: 0 3B: 1 HR: 1	SF: 1 SAC: 0 DP: 2 HBP: 1	WP: 0 PB: 0 SB: 3 CS: 0	PA: 40
PITCHER	IP	WLS	BF	H	R	ER	SO	BB	IBB	HBP	BLK	WP	HR	S	P	ERA	WHIP			
Felipe Lira, R ERA: 5.77 (1, 1)	3.2	L	20	8	5	5	4	3	0	0	0	0	1	48	82	12.27	3.000			
A.J. Sager, R ERA: 4.86 (4, 1)	4.1		20	4	4	4	5	1	1	1	0	0	0	48	76	8.31	1.154			

Batter	1	2	3	4	5	6	7	8	9	AB	R	H	RBI	BB	SO	LOB	TOP				
Otis Nixon, S OBP: 0.345, SLG: 0.285 (1, 8)	F8		1B		K			F8		4	0	1	0	0	1	0	Toronto Blue Jays @ Anaheim Angels Anaheim Stadium, Anaheim, CA Fri Jul 18 1997, 10:05 PM EDT Att: 26,087 - Unknown - 75 F				
Orlando Merced, S OBP: 0.352, SLG: 0.438 (1, 9)	P5		K		K			G3		4	0	0	0	0	2	1					
Joe Carter, R OBP: 0.289, SLG: 0.389 (1, 10)	P4		F9					BB		3	0	0	0	1	0	1					
Carlos Delgado, L OBP: 0.365, SLG: 0.588 (1, 3)		FC4 BB	K		K			G2-3		3	0	0	0	1	2	2					
Ed Sprague, R OBP: 0.298, SLG: 0.404 (1, 5)	P8				F8				K	4	0	1	0	0	1	1					
Shawn Green, L OBP: 0.353, SLG: 0.520 (1, 7)	FC4 BB				FC1-6 1B			G6-3		4	0	0	0	0	0	2					
Benito Santiago, R OBP: 0.230, SLG: 0.284 (1, 2)		BB			L7			HR		3	1	1	1	1	0	1					
Tilson Brito, R OBP: 0.321, SLG: 0.302 (1, 4)			K		K			G4-3		3	0	0	0	0	2	3					
Alex Gonzalez, R OBP: 0.294, SLG: 0.382 (1, 6)					HR			G1-3		3	1	1	1	0	0	0					
Inning Stats	R: 0 E: 0 K: 0 S: 6	H: 0 LOB: 0 BB: 0 P: 7	R: 0 E: 0 K: 1 S: 12	H: 0 LOB: 2 BB: 2 P: 26	R: 1 E: 0 K: 2 S: 9	H: 2 LOB: 1 BB: 0 P: 15	R: 0 E: 1 K: 1 S: 12	H: 1 LOB: 1 BB: 0 P: 13	R: 0 E: 0 K: 2 S: 9	H: 0 LOB: 0 BB: 0 P: 14	R: 1 E: 0 K: 0 S: 8	H: 1 LOB: 0 BB: 0 P: 13	R: 0 E: 0 K: 0 S: 5	H: 0 LOB: 1 BB: 1 P: 9	R: 0 E: 0 K: 1 S: 11	H: 0 LOB: 0 BB: 0 P: 13	1B: 2 2B: 0 3B: 0 HR: 2	SF: 0 SAC: 0 DP: 0 HBP: 0	WP: 0 PB: 0 SB: 1 CS: 0	PA: 34	
PITCHER	IP	WLS	BF	H	R	ER	SO	BB	IBB	HBP	BLK	WP	HR	S	P	ERA	WHIP				
Allen Watson, L ERA: 4.82 (1, 1)	8.0	L	31	4	2	2	7	3	0	0	0	0	2	68	111	2.25	0.875				
Pep Harris, R ERA: 4.44 (9, 1)	1.0		3	0	0	0	1	0	0	0	0	0	0	11	13	0.00	0.000				

Batter	1	2	3	4	5	6	7	8	9	AB	R	H	RBI	BB	SO	LOB	BOTTOM				
Tony Phillips, S OBP: 0.419, SLG: 0.425 (1, 4)	G4-3			F7		G6-3 1B	FC6-4			4	0	1	0	0	0	3	Toronto Blue Jays @ Anaheim Angels Anaheim Stadium, Anaheim, CA Fri Jul 18 1997, 10:05 PM EDT Att: 26,087 - Unknown - 75 F				
Darin Erstad, L OBP: 0.347, SLG: 0.445 (1, 3)	L5-3 1B			F9		G6-3		F8		4	0	1	0	0	0	1					
Dave Hollins, S OBP: 0.380, SLG: 0.441 (1, 5)	L5-3					G6-3 1B		L4		4	0	2	0	0	0	1					
Jim Edmonds, L OBP: 0.354, SLG: 0.502 (1, 8)		F9		P3		F8		G4-3		4	0	0	0	0	0	2					
Tim Salmon, R OBP: 0.400, SLG: 0.493 (1, 9)		L9-3 BB		F8		F8		CS BB		2	0	0	0	2	0	0					
16 Garret Anderson, L OBP: 0.346, SLG: 0.392 (1, 7)		L9-3				F7		K		4	0	1	0	0	1	2					
Jim Leyritz, R OBP: 0.359, SLG: 0.420 (1, 10)				G6-3		P3		WP BB 1B		3	0	1	0	0	0	1					
Luis Alica, S OBP: 0.391, SLG: 0.420 (7, PR)								K		1	0	0	0	0	1	1					
Chad Kreuter, S OBP: 0.315, SLG: 0.368 (1, 2)				P6		L8		WP BB		2	0	0	0	1	0	1					
Gary Disarcina, R OBP: 0.286, SLG: 0.356 (1, 6)				F8				1B G6-3 2B		2	1	1	0	1	0	0					
Inning Stats	R: 0 E: 0 K: 0 S: 8	H: 1 LOB: 0 BB: 0 P: 14	R: 0 E: 0 K: 0 S: 8	H: 0 LOB: 0 BB: 1 P: 17	R: 0 E: 0 K: 0 S: 6	H: 0 LOB: 0 BB: 0 P: 11	R: 0 E: 0 K: 0 S: 12	H: 1 LOB: 1 BB: 0 P: 20	R: 0 E: 0 K: 0 S: 9	H: 1 LOB: 1 BB: 0 P: 14	R: 1 E: 0 K: 0 S: 8	H: 3 LOB: 1 BB: 0 P: 11	R: 0 E: 0 K: 0 S: 16	H: 1 LOB: 3 BB: 2 P: 28	R: 0 E: 0 K: 2 S: 8	H: 0 LOB: 0 BB: 1 P: 15	1B: 6 2B: 3 3B: 0 HR: 0	SF: 0 SAC: 0 DP: 3 HBP: 0	WP: 1 PB: 0 SB: 0 CS: 1	PA: 34	
PITCHER	IP	WLS	BF	H	R	ER	SO	BB	IBB	HBP	BLK	WP	HR	S	P	ERA	WHIP				
Woody Williams, R ERA: 4.3 (1, 1)	6.2	W	25	7	1	1	0	0	0	0	0	0	0	57	95	1.35	1.200				
Paul Spoljaric, L ERA: 3.05 (7, 1)	1.1		6	0	0	0	0	2	0	0	0	1	0	18	34	0.00	1.500				
Kelvin Escobar, R ERA: 0.87 (9, 1)	1.0	S	3	0	0	0	2	1	0	0	0	0	0	8	15	0.00	1.000				

AB	31
R	2
H	4
RBI	2
BB	3
SO	8
LOB	11



AB	30
R	1
H	7
RBI	0
BB	4
SO	2
LOB	12



Batter	1	2	3	4	5	6	7	8	9	AB	R	H	RBI	BB	SO	LOB	TOP			
Otis Nixon, S <small>OBP: 0.348, SLG: 0.290</small> 										5	0	3	1	0	0	1	Toronto Blue Jays @ Anaheim Angels Anaheim Stadium, Anaheim, CA Sat Jul 19 1997, 10:05 PM EDT Att: 28,288 - Unknown livebaseballscorecards.com			
Orlando Merced, S <small>OBP: 0.353, SLG: 0.434</small> 										3	0	0	0	2	0	AB 34 R 4 H 8 RBI 4 BB 3 SO 6 LOB 14				
Joe Carter, R <small>OBP: 0.286, SLG: 0.384</small> 										5	0	0	0	0	1	WP 0 PB 0 SB 2 CS 0				
Carlos Delgado, L <small>OBP: 0.361, SLG: 0.580</small> 										4	0	0	0	0	2					
Ed Sprague, R <small>OBP: 0.295, SLG: 0.399</small> 										4	0	0	0	0	1					
Shawn Green, L <small>OBP: 0.356, SLG: 0.535</small> 										4	1	2	1	0	1					
Benito Santiago, R <small>OBP: 0.231, SLG: 0.283</small> 										4	1	1	0	0	1					
Tilson Brito, R <small>OBP: 0.336, SLG: 0.306</small> 										2	1	1	0	1	0					
Alex Gonzalez, R <small>OBP: 0.294, SLG: 0.392</small> 										3	1	1	2	0	0					
Inning Stats	R: 0 E: 0 K: 0 S: 8	H: 1 LOB: 1 BB: 0 P: 12	R: 3 E: 1 K: 1 S: 13	H: 3 LOB: 1 BB: 0 P: 19	R: 0 E: 0 K: 1 S: 8	H: 0 LOB: 0 BB: 0 P: 13	R: 1 E: 0 K: 0 S: 15	H: 2 LOB: 3 BB: 1 P: 27	R: 0 E: 0 K: 1 S: 12	H: 1 LOB: 1 BB: 0 P: 18	R: 0 E: 0 K: 1 S: 7	H: 0 LOB: 0 BB: 0 P: 10	R: 0 E: 0 K: 1 S: 9	H: 0 LOB: 0 BB: 0 P: 15	R: 0 E: 0 K: 1 S: 10	H: 0 LOB: 2 BB: 2 P: 18	1B: 6 2B: 0 3B: 0 HR: 2	SF: 0 SAC: 1 DP: 1 HBP: 1	WP: 0 PB: 0 SB: 2 CS: 0	PA: 39
PITCHER	IP WLS BF H R ER SO BB IBB HBP BLK WP HR S P ERA WHIP																			
Jason Dickson, R <small>ERA: 3.25</small>	6.0	28	8	4	2	3	1	0	1	0	0	0	0	0	2	60	94	3.00	1.500	
Mike Holtz, L <small>ERA: 1.39</small>	1.2	5	0	0	0	2	0	0	0	0	0	0	0	0	13	21	0.00	0.000		
Kevin Gross, R <small>ERA: 6.63</small>	0.2	3	0	0	0	0	1	0	0	0	0	0	0	0	5	10	0.00	1.500		
Darrell May, L <small>ERA: 4.11</small>	0.1	2	0	0	0	0	1	0	0	0	0	0	0	4	8	0.00	3.000			
Troy Percival, R <small>ERA: 3.11</small>	0.1	W	1	0	0	0	1	0	0	0	0	0	0	4	4	0.00	0.000			

Batter	1	2	3	4	5	6	7	8	9	AB	R	H	RBI	BB	SO	LOB	BOTTOM					
Tony Phillips, S <small>OBP: 0.417, SLG: 0.422</small> 										5	0	1	1	0	2	2	Toronto Blue Jays @ Anaheim Angels Anaheim Stadium, Anaheim, CA Sat Jul 19 1997, 10:05 PM EDT Att: 28,288 - Unknown livebaseballscorecards.com					
Darin Erstad, L <small>OBP: 0.346, SLG: 0.443</small> 										4	0	1	0	0	1	2						
Dave Hollins, S <small>OBP: 0.378, SLG: 0.442</small> 										4	0	1	0	0	3	1						
Jim Edmonds, L <small>OBP: 0.353, SLG: 0.497</small> 										3	1	0	0	1	1	1						
Tim Salmon, R <small>OBP: 0.401, SLG: 0.504</small> 										4	2	2	2	0	1	0						
16 Garret Anderson, L <small>OBP: 0.342, SLG: 0.388</small> 										4	0	0	0	0	2	1						
Jim Leyritz, R <small>OBP: 0.361, SLG: 0.430</small> 										3	1	1	1	1	0	1						
Luis Alica, S <small>OBP: 0.396, SLG: 0.418</small> 										1	1	0	0	3	0	1						
Craig Grebeck, R <small>OBP: 0.378, SLG: 0.417</small> Jack Howell, L <small>OBP: 0.314, SLG: 0.474</small> 										2	0	0	0	1	0	2						
Inning Stats	R: 0 E: 0 K: 2 S: 8	H: 0 LOB: 0 BB: 0 P: 13	R: 0 E: 0 K: 0 S: 9	H: 0 LOB: 0 BB: 0 P: 12	R: 0 E: 0 K: 1 S: 12	H: 0 LOB: 2 BB: 2 P: 24	R: 3 E: 0 K: 1 S: 13	H: 2 LOB: 1 BB: 2 P: 23	R: 0 E: 0 K: 1 S: 14	H: 1 LOB: 1 BB: 1 P: 17	R: 1 E: 0 K: 1 S: 14	H: 1 LOB: 1 BB: 1 P: 18	R: 0 E: 0 K: 1 S: 11	H: 1 LOB: 0 BB: 0 P: 19	R: 0 E: 0 K: 3 S: 9	H: 0 LOB: 0 BB: 0 P: 14	R: 1 E: 0 K: 1 S: 10	H: 1 LOB: 1 BB: 1 P: 17	1B: 2 2B: 3 3B: 0 HR: 2	SF: 0 SAC: 0 DP: 1 HBP: 0	WP: 1 PB: 0 SB: 1 CS: 1	PA: 37
PITCHER	IP WLS BF H R ER SO BB IBB HBP BLK WP HR S P ERA WHIP																					
Robert Person, R <small>ERA: 5.35</small>	5.1	24	4	4	4	6	4	0	0	0	0	1	0	0	9	13	0.00	1.500				
Paul Quanttrill, R <small>ERA: 2.09</small>	0.2	3	0	0	0	0	1	0	0	0	0	0	0	0	9	13	0.00	1.500				
Dan Plesac, L <small>ERA: 4.34</small>	2.0	6	1	0	0	4	0	0	0	0	0	0	0	20	33	0.00	0.500					
Mike Timlin, R <small>ERA: 2.81</small>	0.2	L	4	1	1	1	1	0	0	0	0	0	0	10	17	13.50	3.000					

Batter	1	2	3	4	5	6	7	8	9	AB	R	H	RBI	BB	SO	LOB	TOP						
Tony Phillips, S (1, 10) OBP: 0.408, SLG: 0.411	G4-3		F8					K		4	0	0	0	0	1	4	Anaheim Angels @ New York Yankees Yankee Stadium, Bronx, NY Tue Jul 22 1997, 7:05 PM EDT Att: 25,816 - Unknown - 78 F						
Darin Erstad, L (1, 3) OBP: 0.348, SLG: 0.447	P6			P5	G4-3			G3		3	1	0	0	1	0	2							
Dave Hollins, S (1, 5) OBP: 0.377, SLG: 0.440	K							G3		4	0	1	0	0	2	2							
Jim Edmonds, L (1, 8) OBP: 0.356, SLG: 0.491		L3						F8		2	0	0	0	2	0	0							
Tim Salmon, R (1, 9) OBP: 0.400, SLG: 0.500	K							F8		4	0	1	2	0	2	2							
16 Garret Anderson, L (1, 7) OBP: 0.340, SLG: 0.385	G4-3							G3		4	0	0	0	0	1	4							
Jim Leyritz, R (1, 2) OBP: 0.363, SLG: 0.429																							
Luis Alicea, S (1, 4) OBP: 0.395, SLG: 0.432			K					P5		4	0	0	0	0	2	2							
Gary Disarcina, R (1, 6) OBP: 0.291, SLG: 0.364			P6							4	1	2	0	0	0	1	AB 32 R 2 H 5 RBI 2 BB 4 SO 9 LOB 17						
Inning Stats	R: 0 E: 0 K: 1 S: 11	H: 0 LOB: 0 BB: 0 P: 17	R: 0 E: 0 K: 1 S: 5	H: 0 LOB: 0 BB: 0 P: 7	R: 0 E: 0 K: 1 S: 9	H: 0 LOB: 1 BB: 1 P: 17	R: 0 E: 0 K: 2 S: 11	H: 1 LOB: 2 BB: 1 P: 19	R: 0 E: 0 K: 1 S: 15	H: 2 LOB: 2 BB: 0 P: 24	R: 0 E: 0 K: 1 S: 5	H: 0 LOB: 0 BB: 0 P: 7	R: 0 E: 0 K: 1 S: 7	H: 0 LOB: 0 BB: 0 P: 10	R: 2 E: 1 K: 1 S: 12	H: 2 LOB: 2 BB: 2 P: 28		R: 0 E: 0 K: 0 S: 7	H: 0 LOB: 0 BB: 0 P: 11	1B: 5 2B: 0 3B: 0 HR: 0	SF: 0 SAC: 0 DP: 0 HBP: 0	WP: 0 PB: 0 SB: 1 CS: 0	PA: 36
PITCHER	IP	WLS	BF	H	R	ER	SO	BB	IBB	HBP	BLK	WP	HR	S	P	ERA		WHIP					
David Cone, R (1, 1) ERA: 2.49	7.2	W	32	5	2	2	9	4	0	0	0	0	0	73	124	2.35		1.174					
Graeme Lloyd, L (8, 1) ERA: 3.09	1.1		4	0	0	0	0	0	0	0	0	0	0	9	16	0.00		0.000					

Batter	1	2	3	4	5	6	7	8	9	AB	R	H	RBI	BB	SO	LOB	BOTTOM				
2 Derek Jeter, R (1, 6) OBP: 0.370, SLG: 0.393	F8									4	1	1	1	0	0	2	Anaheim Angels @ New York Yankees Yankee Stadium, Bronx, NY Tue Jul 22 1997, 7:05 PM EDT Att: 25,816 - Unknown - 78 F				
Luis Sojo, R (7, 6) OBP: 0.344, SLG: 0.353		FC6-4						F9		1	0	0	0	0	0	0					
Pat Kelly, R (1, 4) OBP: 0.371, SLG: 0.427	K									5	1	2	3	0	1	1					
Paul O'Neill, L (1, 9) OBP: 0.423, SLG: 0.550										3	3	2	1	2	0	0					
Tino Martinez, L (1, 3) OBP: 0.372, SLG: 0.626										2	1	1	1	1	0	0					
Ivan Cruz, L (7, PH) OBP: 0.250, SLG: 0.250										2	0	1	0	0	0	2					
Charlie Hayes, R (1, 5) OBP: 0.359, SLG: 0.426										4	0	0	0	0	0	4					
Wade Boggs, L (1, 10) OBP: 0.373, SLG: 0.359										3	2	2	1	1	1	0					
Chad Curtis, R (1, 8) OBP: 0.352, SLG: 0.478										2	1	2	1	1	0	0					
Joe Girardi, R (1, 2) OBP: 0.307, SLG: 0.315										4	0	1	1	0	1	5					
Scott Pose, L (1, 7) OBP: 0.333, SLG: 0.289										3	0	0	0	1	1	1					
Inning Stats	R: 1 E: 0 K: 1 S: 10	H: 2 LOB: 1 BB: 0 P: 11	R: 5 E: 0 K: 0 S: 12	H: 4 LOB: 0 BB: 1 P: 23	R: 0 E: 0 K: 1 S: 11	H: 0 LOB: 1 BB: 1 P: 18	R: 0 E: 0 K: 0 S: 6	H: 1 LOB: 0 BB: 0 P: 9	R: 3 E: 0 K: 1 S: 15	H: 2 LOB: 1 BB: 2 P: 29	R: 0 E: 0 K: 0 S: 4	H: 0 LOB: 0 BB: 0 P: 10	R: 0 E: 0 K: 1 S: 7	H: 2 LOB: 2 BB: 1 P: 12	R: 0 E: 0 K: 0 S: 15	H: 1 LOB: 2 BB: 1 P: 27	1B: 7 2B: 3 3B: 0 HR: 2	SF: 1 SAC: 0 DP: 1 HBP: 0	WP: 1 PB: 0 SB: 1 CS: 1	PA: 41	
PITCHER	IP	WLS	BF	H	R	ER	SO	BB	IBB	HBP	BLK	WP	HR	S	P	ERA	WHIP				
Dennis Springer, R (1, 1) ERA: 6.31	4.1	L	24	8	9	9	2	4	0	0	0	0	0	47	80	18.69	2.769				
Kevin Gross, R (5, 1) ERA: 5.92	2.2		11	3	0	0	2	1	0	0	0	0	0	18	32	0.00	1.500				
Shad Williams, R (8, 1) ERA:	1.0		5	1	0	0	0	1	0	0	0	0	0	15	27	0.00	2.000				

Batter	1	2	3	4	5	6	7	8	9	AB	R	H	RBI	BB	SO	LOB	TOP				
Tony Phillips, S OBP: 0.495, SLG: 0.410 (1, 10)										5	1	1	0	0	2	1					
Darin Erstad, L OBP: 0.382, SLG: 0.446 (1, 3)										4	1	2	2	1	0	0					
Dave Hollins, S OBP: 0.373, SLG: 0.432 (1, 5)										4	0	0	0	1	1	2					
Jim Edmonds, L OBP: 0.361, SLG: 0.491 (1, 8)										4	1	3	0	1	1	1					
Tim Salmon, R OBP: 0.406, SLG: 0.521 (1, 9)										4	1	2	3	0	1	3					
16 Garret Anderson, L OBP: 0.341, SLG: 0.383 (1, 7)										3	0	1	0	1	1	2					
Jim Leyritz, R OBP: 0.360, SLG: 0.420 (1, 2)										3	0	0	0	1	1	5					
Luis Alicaia, S OBP: 0.389, SLG: 0.421 (1, 4)										4	0	0	0	0	0	1					
Gary Disarcina, R OBP: 0.290, SLG: 0.361 (1, 6)										4	1	1	0	0	0	1					
Inning Stats	R: 0 E: 0 K: 2 S: 10	H: 0 LOB: 0 BB: 0 P: 16	R: 0 E: 0 K: 1 S: 10	H: 2 LOB: 1 BB: 0 P: 12	R: 3 E: 0 K: 0 S: 18	H: 3 LOB: 2 BB: 2 P: 34	R: 0 E: 0 K: 0 S: 11	H: 0 LOB: 1 BB: 1 P: 18	R: 0 E: 0 K: 0 S: 13	H: 2 LOB: 3 BB: 1 P: 26	R: 2 E: 0 K: 1 S: 12	H: 3 LOB: 0 BB: 0 P: 17	R: 0 E: 0 K: 1 S: 9	H: 0 LOB: 0 BB: 0 P: 13	R: 0 E: 0 K: 1 S: 12	H: 0 LOB: 1 BB: 1 P: 22	1B: 8 2B: 1 3B: 0 HR: 1	SF: 0 SAC: 0 DP: 2 HBP: 0	WP: 0 PB: 0 CS: 0	PA: 40	
PITCHER	IP WLS BF H R ER SO	IP WLS BF H R ER SO	IP WLS BF H R ER SO	IP WLS BF H R ER SO	IP WLS BF H R ER SO	IP WLS BF H R ER SO	IP WLS BF H R ER SO	IP WLS BF H R ER SO	IP WLS BF H R ER SO	IP WLS BF H R ER SO	IP WLS BF H R ER SO	IP WLS BF H R ER SO	IP WLS BF H R ER SO	IP WLS BF H R ER SO	IP WLS BF H R ER SO	IP WLS BF H R ER SO	ERA WHIP	ERA WHIP			
Tom Gordon, R ERA: 3.9	6.2	L	32	10	5	5	4	4	0	0	0	0	0	0	0	0	0	6.75	2.100		
Ron Mahay, L ERA: 3.66	7.1	8	0	0	0	0	3	1	0	0	0	0	0	0	0	0	0	0.00	0.429		

Anaheim Angels @ Boston Red Sox
Fenway Park, Boston, MA
Fri Jul 25 1997, 3:33 AM EDT
Att: 20,427 - Overcast - 69 F

AB	35
R	5
H	10
RBI	5
BB	5
SO	7
LOB	16

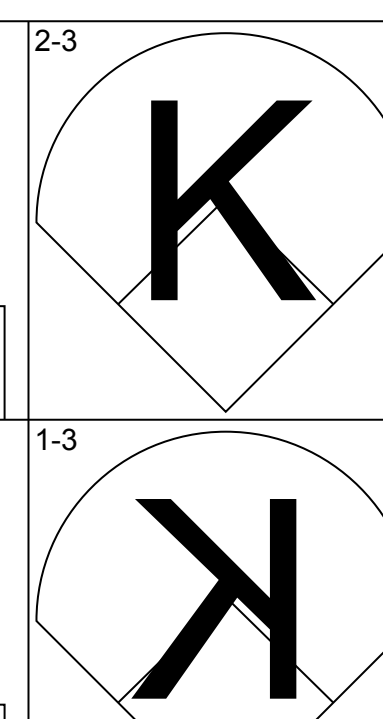
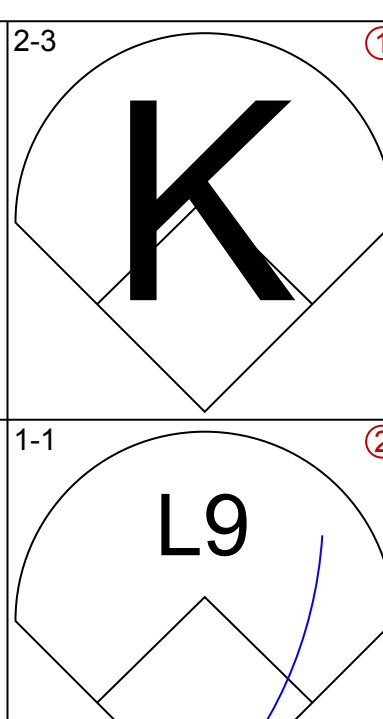
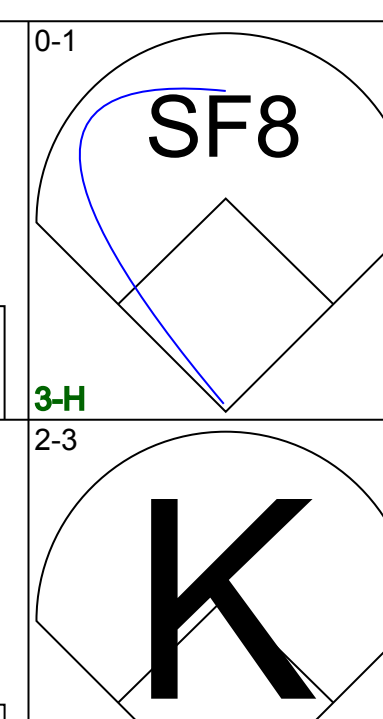
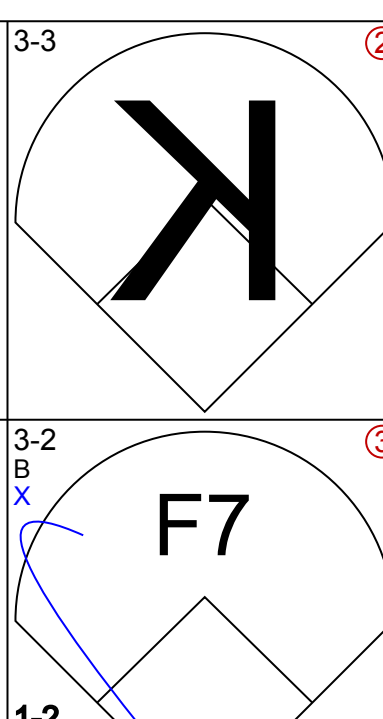
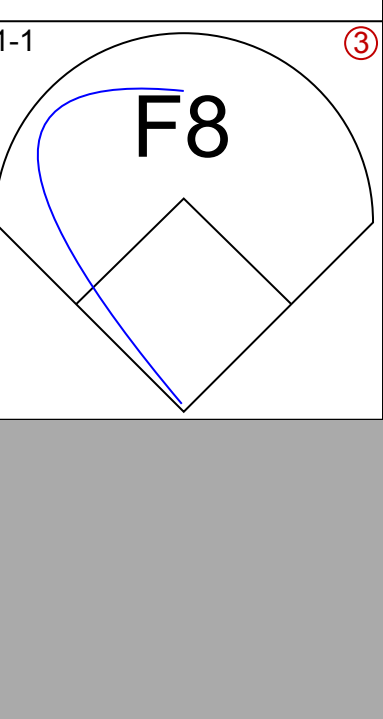
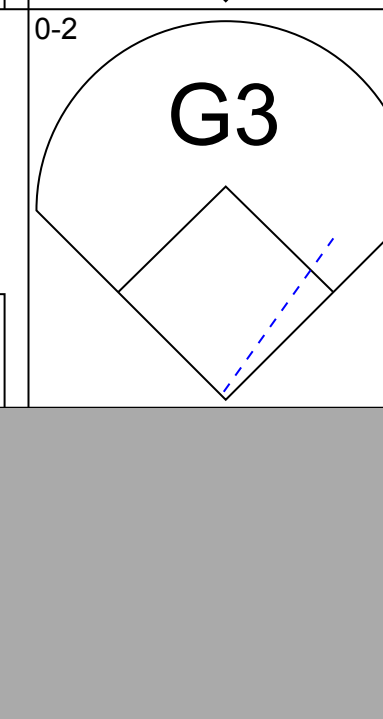
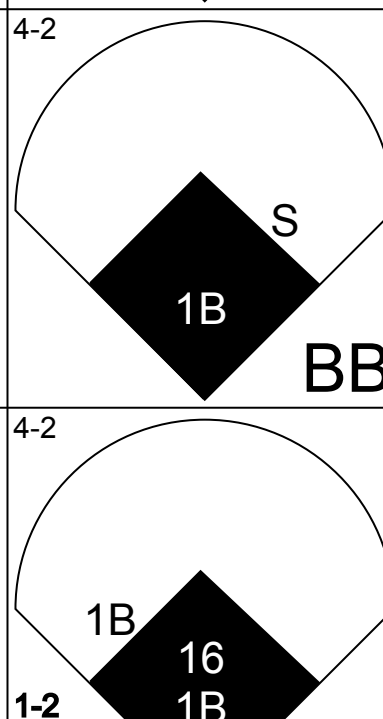



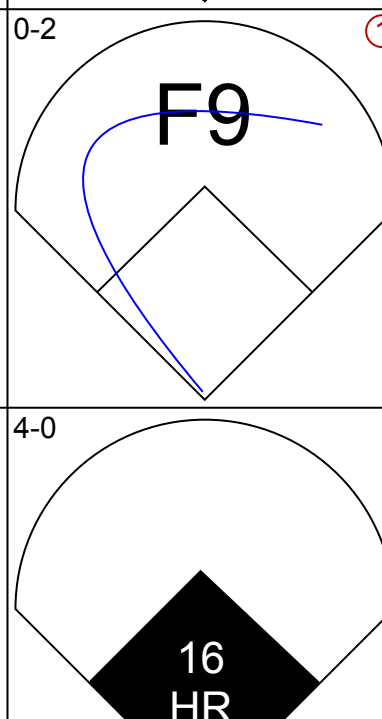

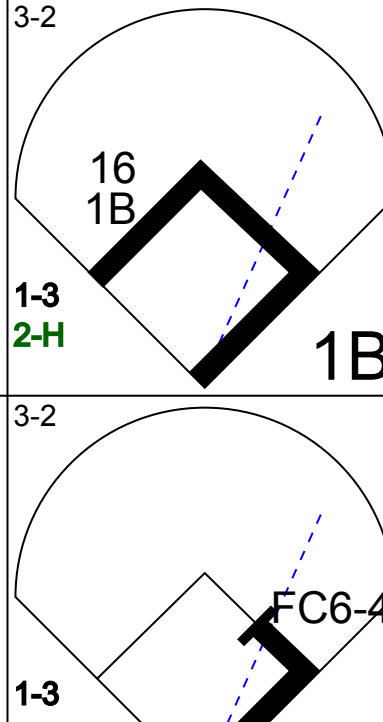



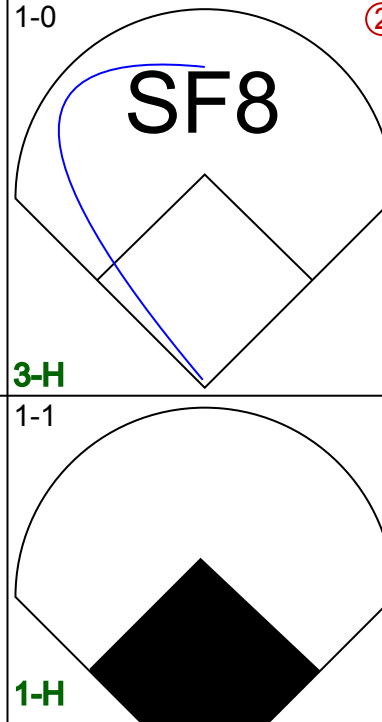
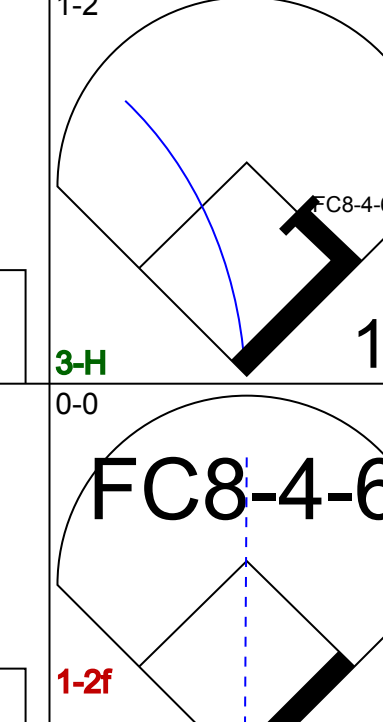
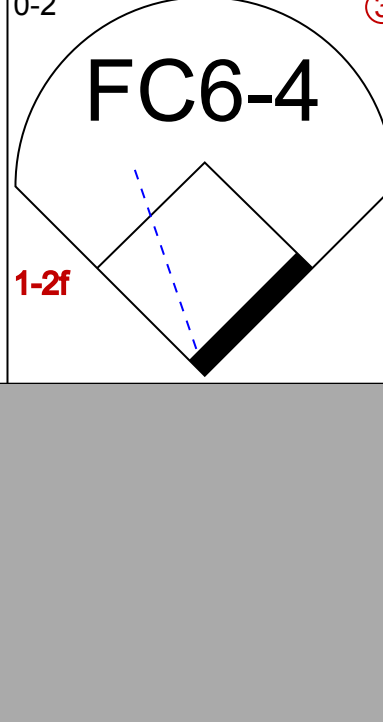
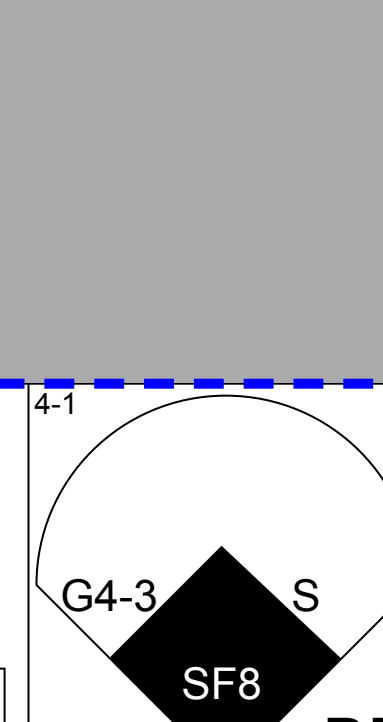
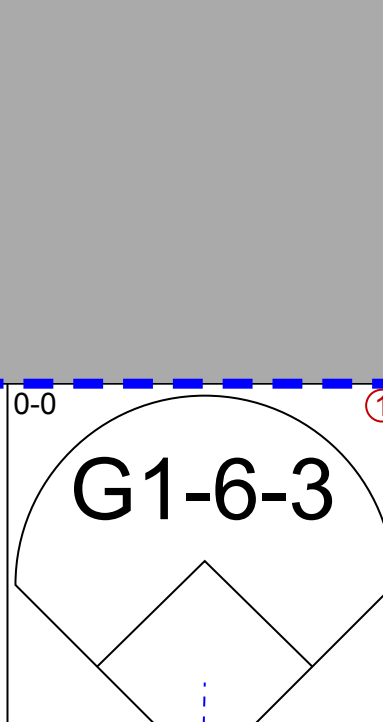
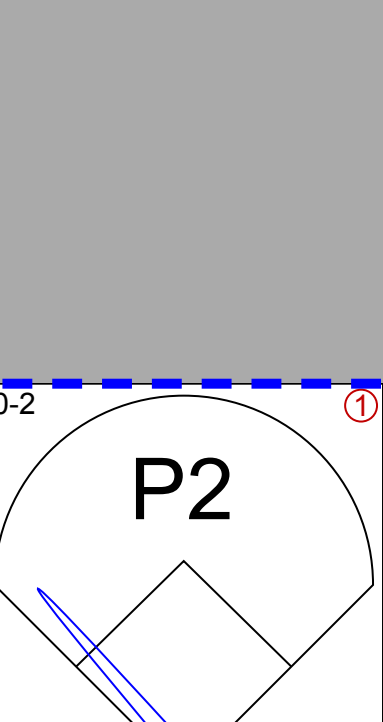
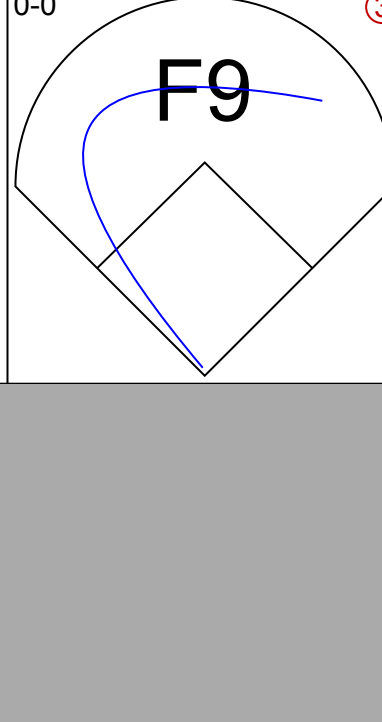
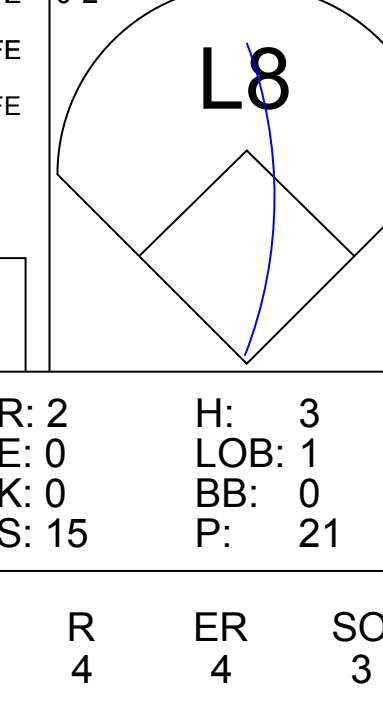
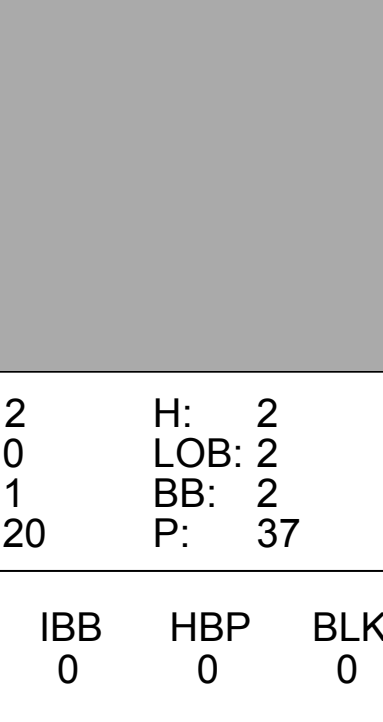
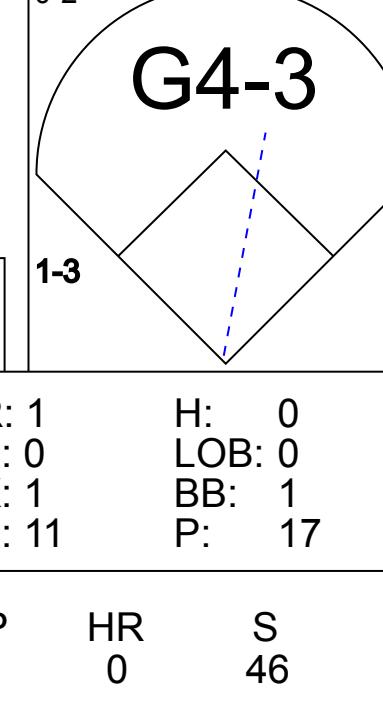
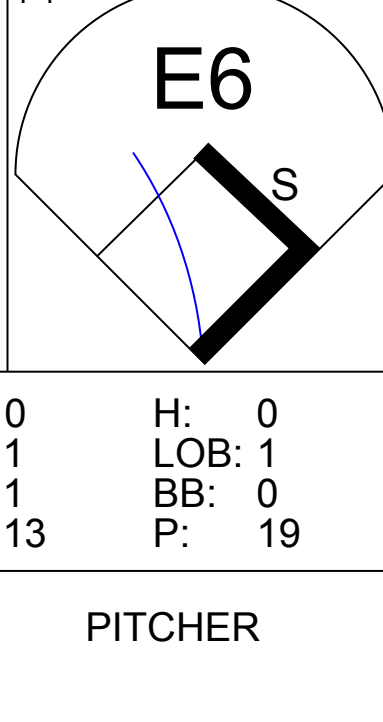
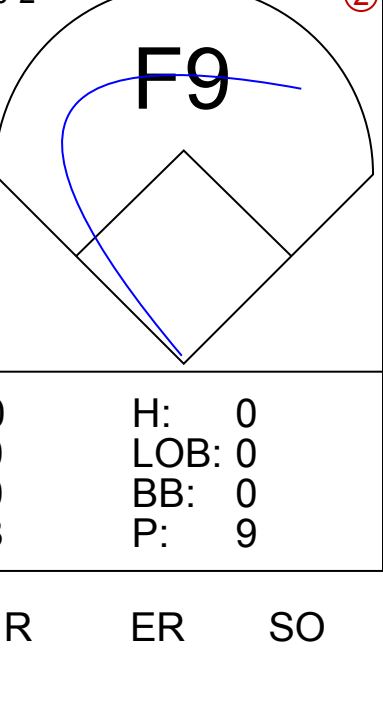
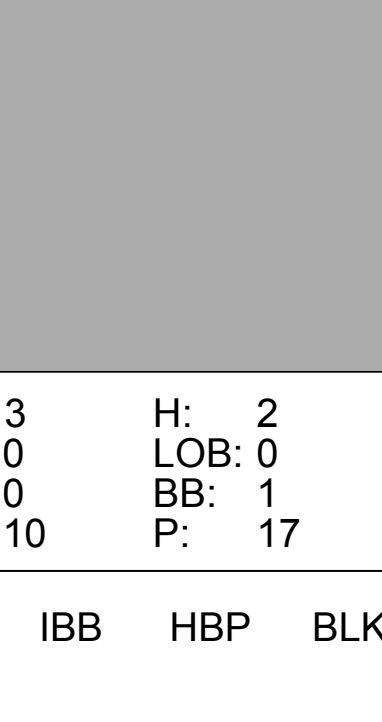
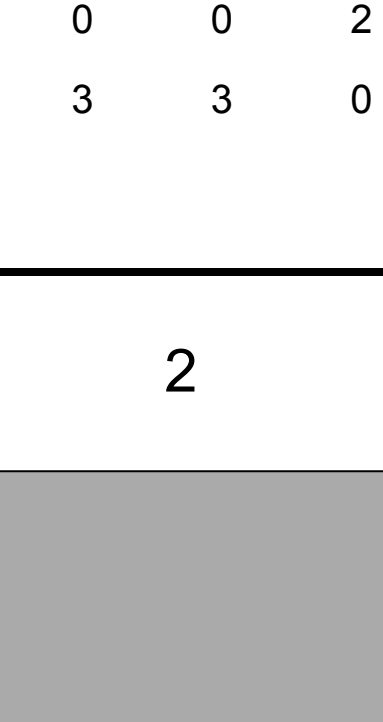
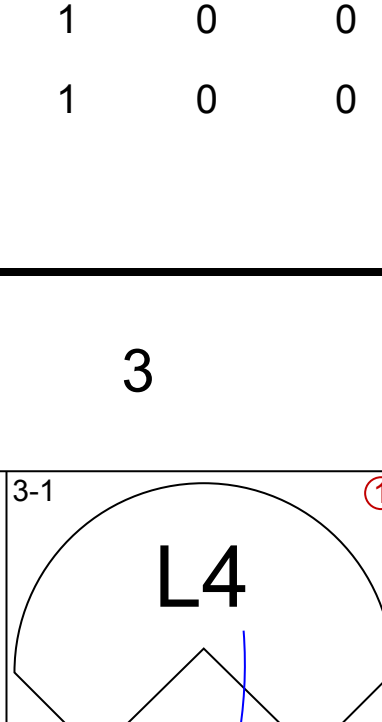
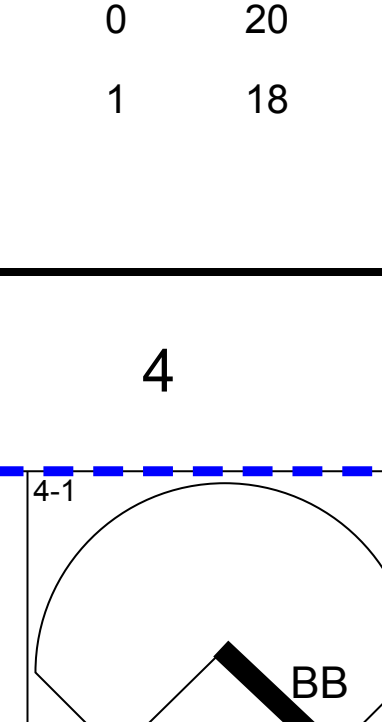
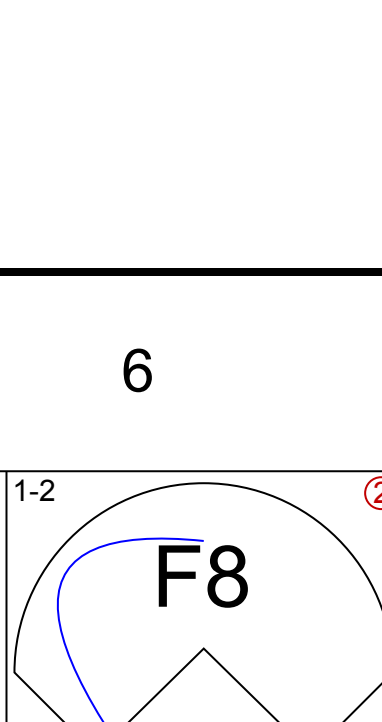
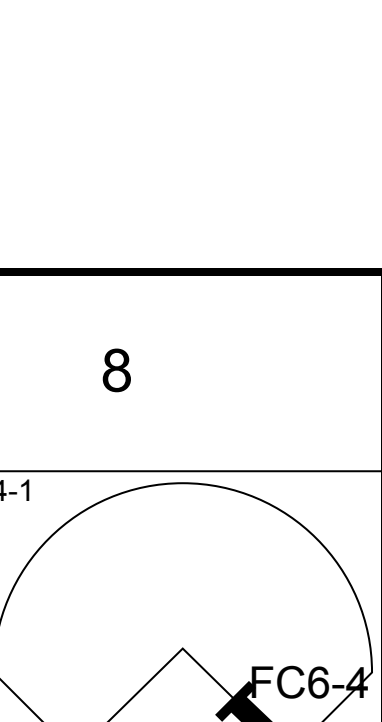
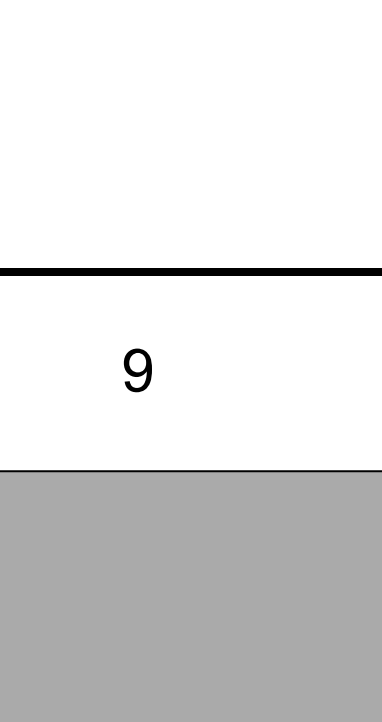

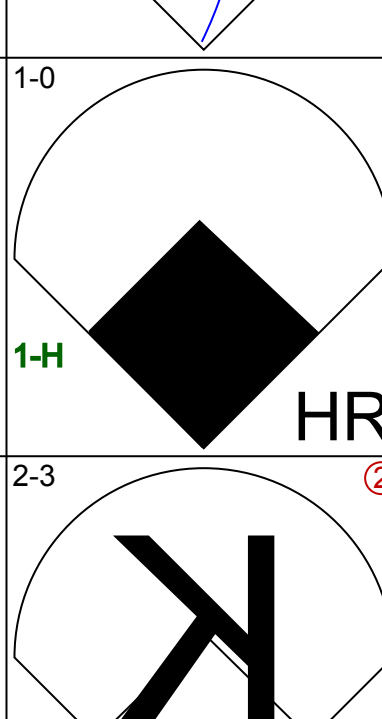
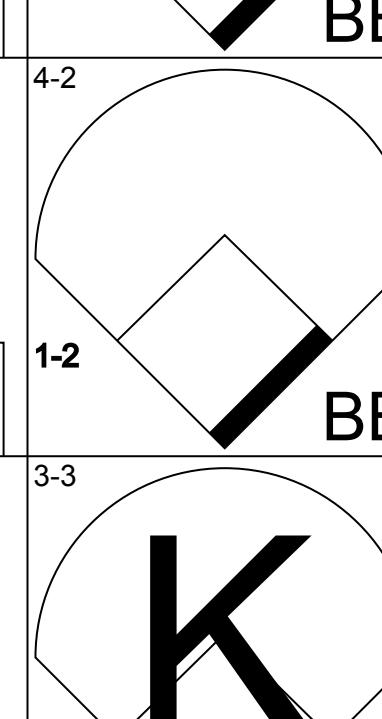
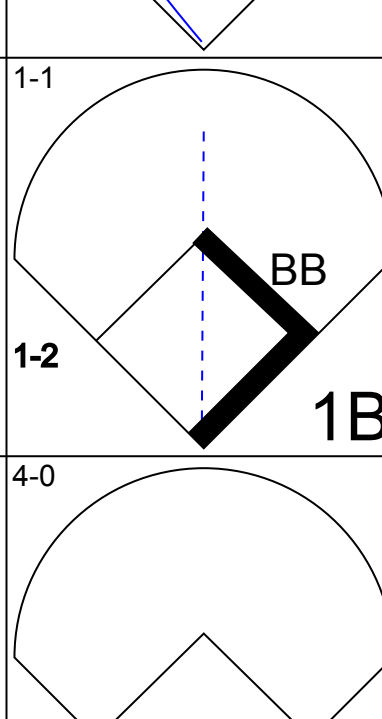
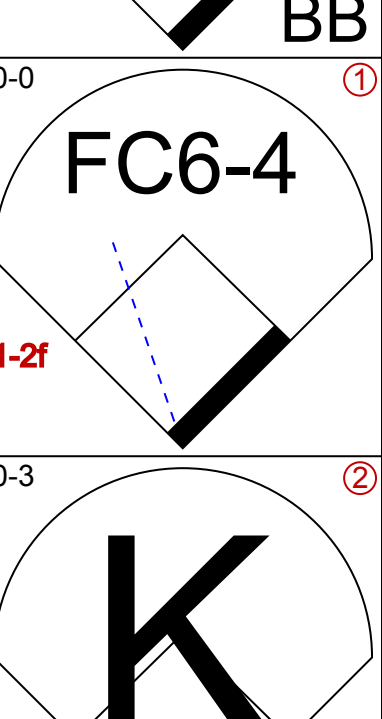

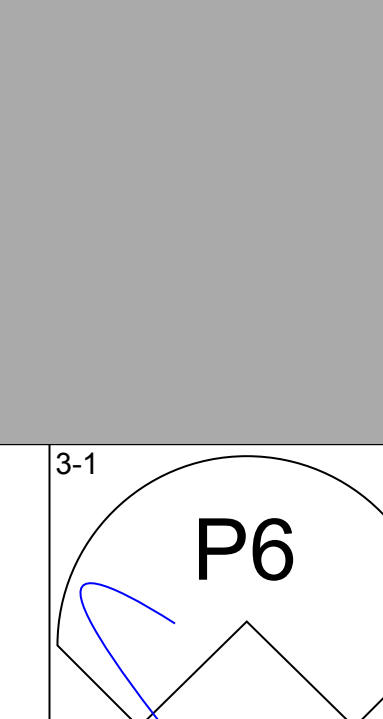

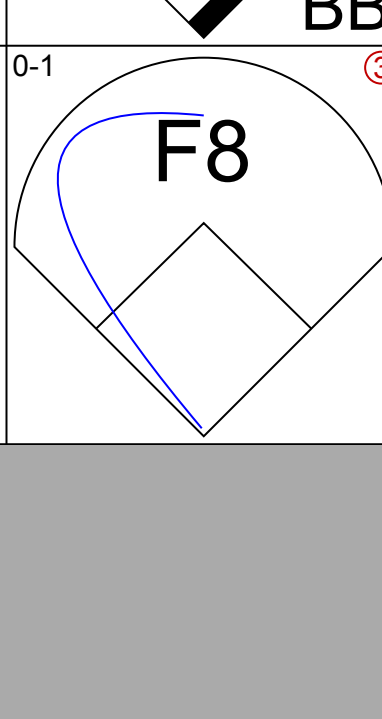
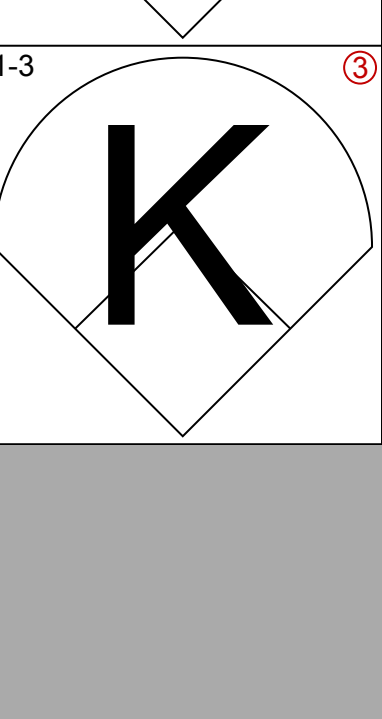
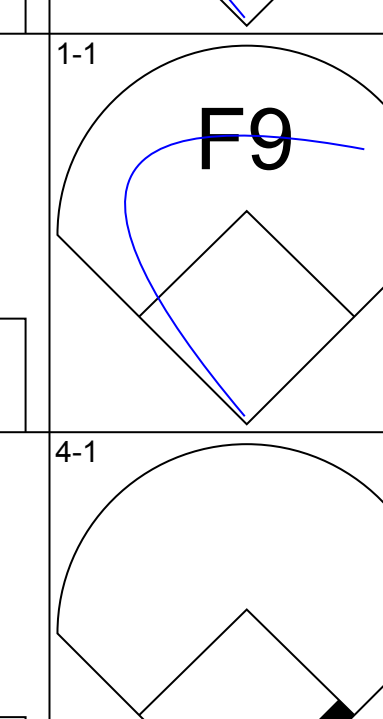
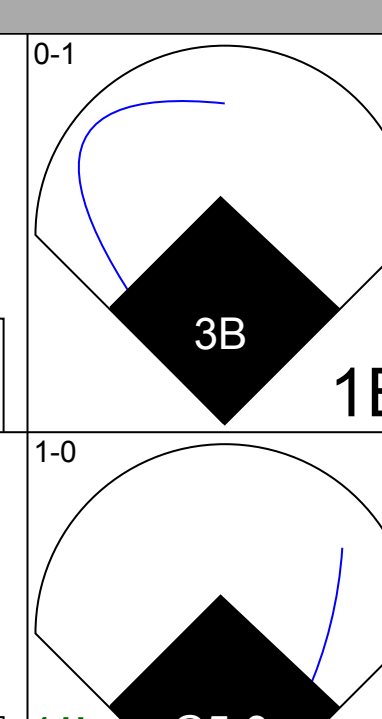




Batter	1	2	3	4	5	6	7	8	9	AB	R	H	RBI	BB	SO	LOB	BOTTOM					
Nomar Garciaparra, R OBP: 0.343, SLG: 0.509 (1, 6)										5	0	0	0	0	2	5						
John Valentin, R OBP: 0.356, SLG: 0.475 (1, 5)										5	1	1	0	0	2	4						
Mo Vaughn, L OBP: 0.448, SLG: 0.594 (1, 3)										5	0	2	1	0	3	2						
Troy O'Leary, L OBP: 0.366, SLG: 0.497 (9, PR)										0	0	0	0	0	0	0						
Mike Stanley, R OBP: 0.389, SLG: 0.511 (1, 10)										5	0	1	0	0	1	2						
Wil Cordero, R OBP: 0.332, SLG: 0.460 (1, 7)										3	1	2	0	1	1	0						
Shane Mack, R OBP: 0.369, SLG: 0.454 (1, 8)										3	0	1	1	0	0	4						
Darren Bragg, L OBP: 0.347, SLG: 0.411 (8, PH)										1	0	0	0	0	1	0						
Jeff Frye, R OBP: 0.337, SLG: 0.411 (1, 4)										4	1	1	0	0	1	4						
Scott Hatteberg, L OBP: 0.362, SLG: 0.435 (1, 2)										3	0	1	0	1	2	1						
Jesus Tavarez, S OBP: 0.261, SLG: 0.211 (1, 9)										2	0	1	0	1	0	1						
18 Reggie Jefferson, S OBP: 0.385, SLG: 0.521 (9, PH)										1	1	1	1	0	0	0						
Inning Stats	R: 0 E: 0 K: 2 S: 8	H: 0 LOB: 0 BB: 0 P: 17	R: 0 E: 0 K: 0 S: 10	H: 2 LOB: 1 BB: 0 P: 16	R: 0 E: 0 K: 0 S: 8	H: 0 LOB: 1 BB: 1 P: 15	R: 0 E: 0 K: 2 S: 12	H: 1 LOB: 2 BB: 1 P: 21	R: 0 E: 0 K: 2 S: 12	H: 1 LOB: 1 BB: 0 P: 19	R: 1 E: 0 K: 1 S: 12	H: 2 LOB: 1 BB: 0 P: 13	R: 0 E: 0 K: 2 S: 12	H: 1 LOB: 2 BB: 1 P: 21	R: 0 E: 0 K: 2 S: 8	H: 0 LOB: 0 BB: 0 P: 14	R: 3 E: 0 K: 2 S: 20	H: 4 LOB: 1 BB: 0 P: 29	1B: 8 2B: 3 3B: 0 HR: 0	SF: 0 SAC: 0 DP: 1 HBP: 0	WP: 2 PB: 0 CS: 0	PA: 40
PITCHER	IP WLS BF H R ER SO	IP WLS BF H R ER SO	IP WLS BF H R ER SO	IP WLS BF H R ER SO	IP WLS BF H R ER SO	IP WLS BF H R ER SO	IP WLS BF H R ER SO	IP WLS BF H R ER SO	IP WLS BF H R ER SO	IP WLS BF H R ER SO	IP WLS BF H R ER SO	IP WLS BF H R ER SO	IP WLS BF H R ER SO	IP WLS BF H R ER SO	IP WLS BF H R ER SO	IP WLS BF H R ER SO	ERA WHIP	ERA WHIP				
Chuck Finley, L ERA: 4.59	1.1	3	0	0	0	2	0	0	0	0	0	8	14	0.00	0.000							
Pep Harris, R ERA: 4.29	8.1	1.0	3	0	0	0	2	0	0	0	0	8	14	0.00	0.000							
Troy Percival, R ERA: 3.77	9.1	1.0	7	4	3	3	2	0	0	0	0	1	0	20	29	27.00	4.000					

Anaheim Angels @ Boston Red Sox
Fenway Park, Boston, MA
Fri Jul 25 1997, 3:33 AM EDT
Att: 20,427 - Overcast - 69 F

AB	37
R	4
H	11
RBI	3
BB	3
SO	13
LOB	23

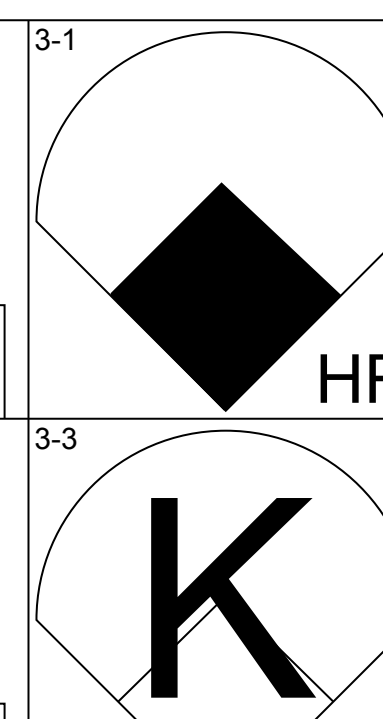
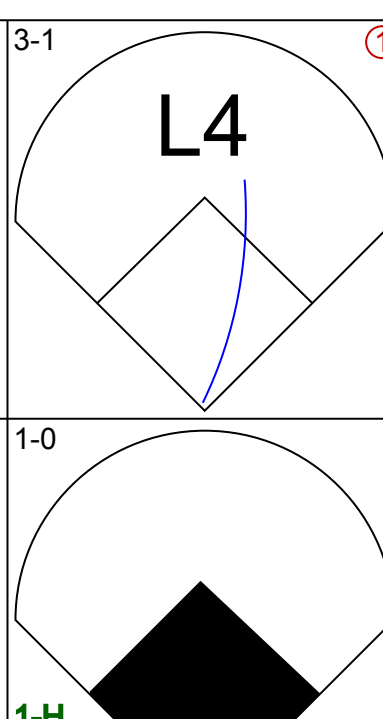
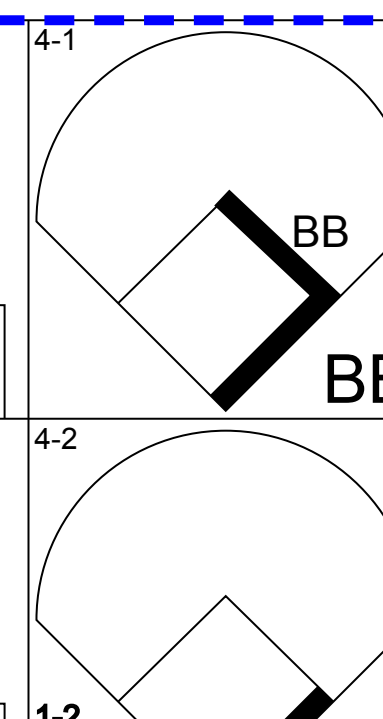
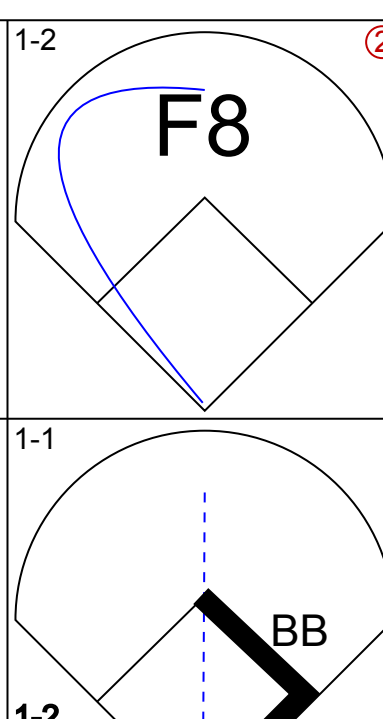
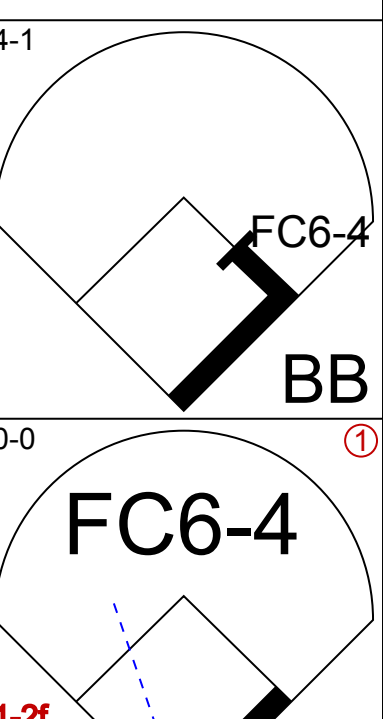
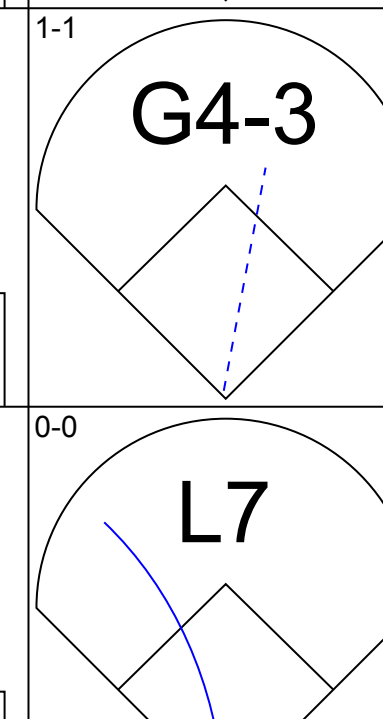
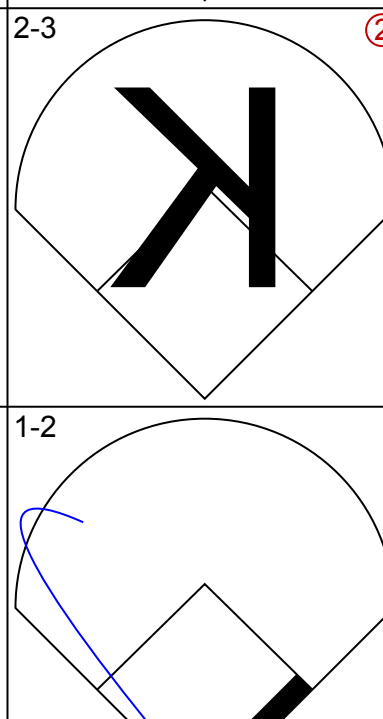
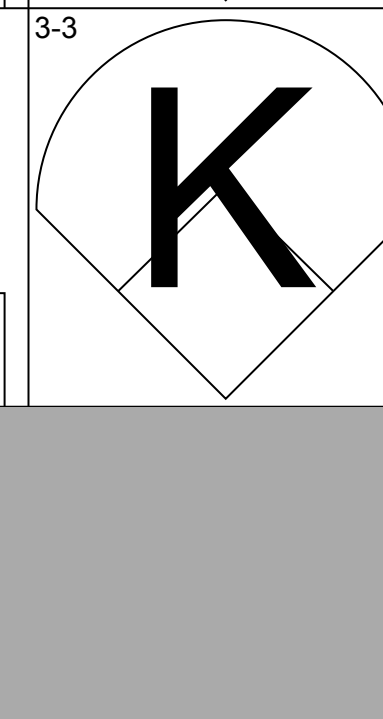
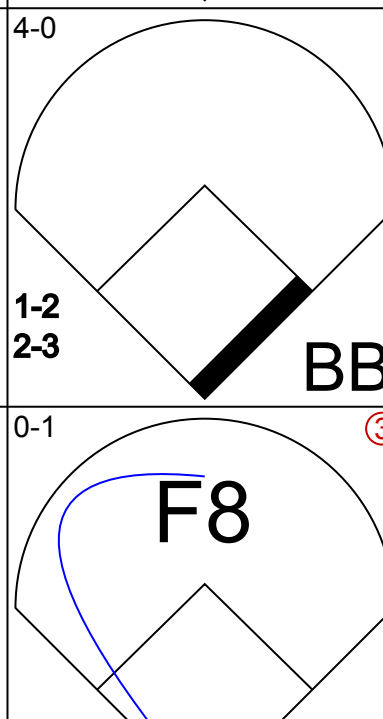
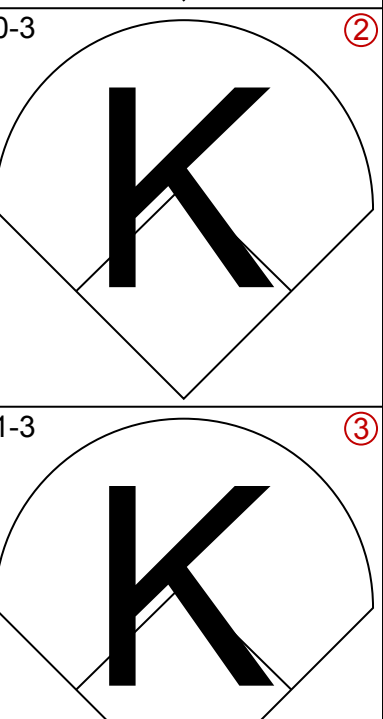

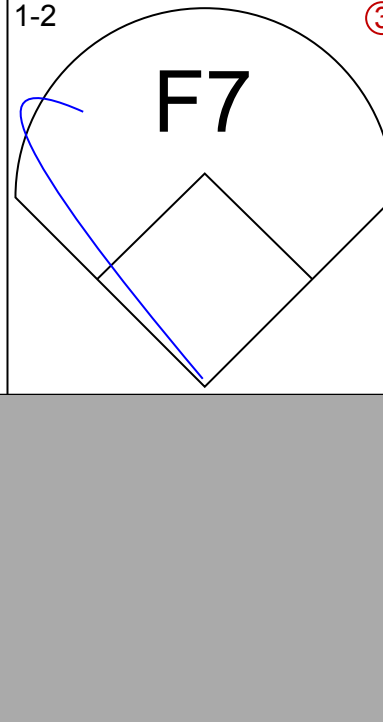
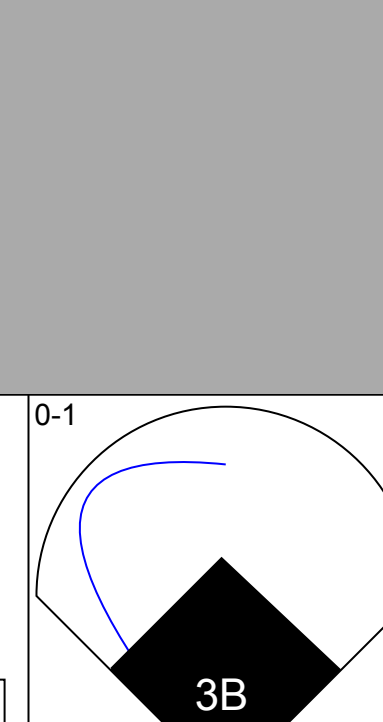




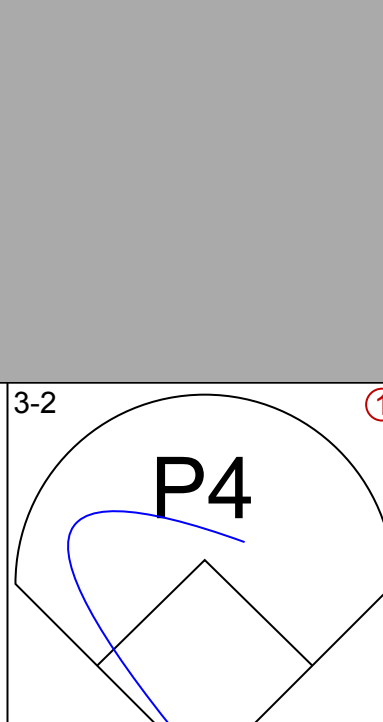

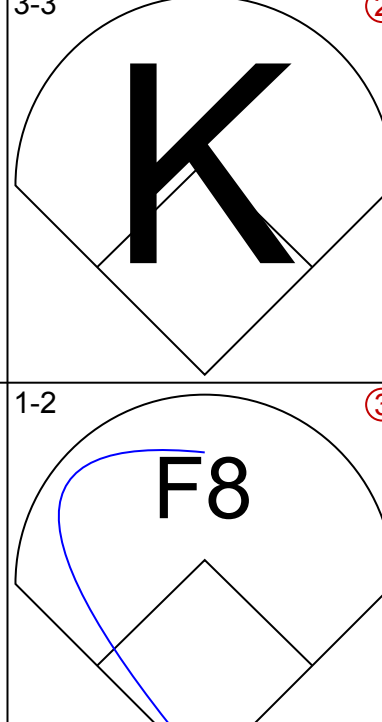
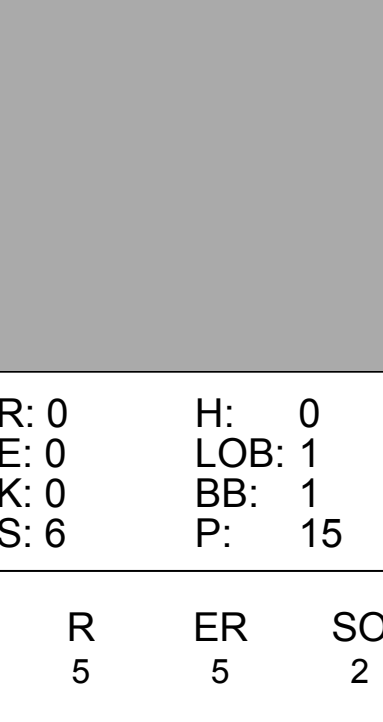
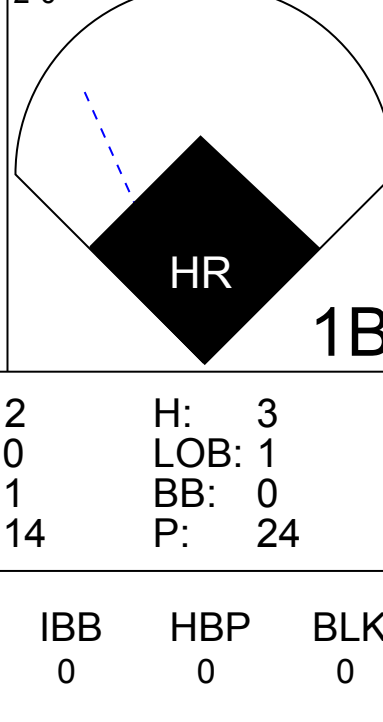
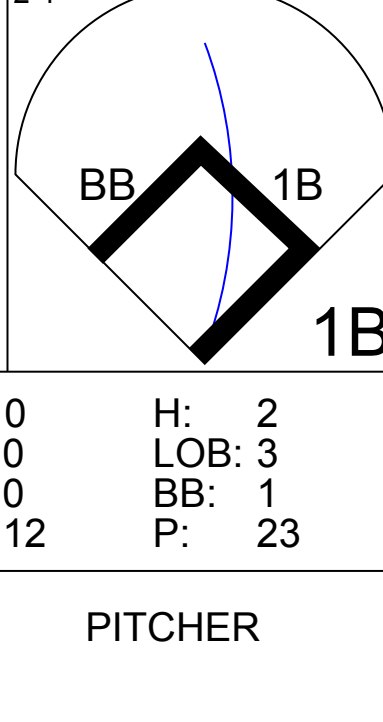
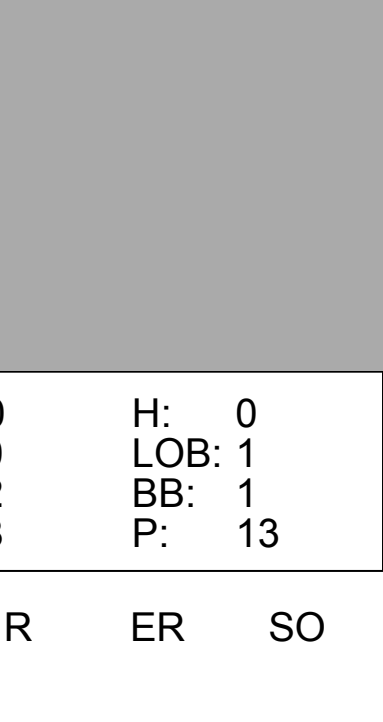







Batter	1	2	3	4	5	6	7	8	9	AB	R	H	RBI	BB	SO	LOB	TOP					
Tony Phillips, S OBP: 0.400, SLG: 0.405 (1, 10)										4	0	0	1	0	3	1						
Darin Erstad, L OBP: 0.350, SLG: 0.448 (1, 3)										5	1	1	0	0	2	1						
Dave Hollins, S OBP: 0.376, SLG: 0.431 (1, 5)										3	1	1	0	2	0	1						
Jim Edmonds, L OBP: 0.367, SLG: 0.496 (1, 8)										3	3	2	0	2	0	1						
Tim Salmon, R OBP: 0.408, SLG: 0.525 (1, 9)										3	1	2	2	1	1	2						
16 Garrett Anderson, L OBP: 0.344, SLG: 0.392 (1, 7)										4	1	2	4	1	1	3						
Todd Greene, R OBP: 0.327, SLG: 0.457 (1, 2)										5	0	1	1	0	0	7						
Luis Alicaia, S OBP: 0.387, SLG: 0.416 (1, 4)										3	1	0	0	1	0	1						
Gary Disarcina, R OBP: 0.287, SLG: 0.357 (1, 6)										4	0	0	0	0	0	2						
Inning Stats	R: 0 E: 0 K: 2 S: 11	H: 0 LOB: 0 BB: 0 P: 14	R: 2 E: 0 K: 0 S: 15	H: 3 LOB: 1 BB: 0 P: 21	R: 2 E: 0 K: 1 S: 20	H: 2 LOB: 2 BB: 1 P: 37	R: 1 E: 0 K: 1 S: 11	H: 0 LOB: 0 BB: 1 P: 17	R: 0 E: 0 K: 1 S: 10	H: 1 LOB: 2 BB: 1 P: 19	R: 0 E: 1 K: 1 S: 13	H: 0 LOB: 1 BB: 0 P: 19	R: 0 E: 0 K: 1 S: 7	H: 1 LOB: 2 BB: 2 P: 16	R: 0 E: 0 K: 0 S: 8	H: 0 LOB: 0 BB: 0 P: 9	R: 3 E: 0 K: 0 S: 10	H: 2 LOB: 0 BB: 1 P: 17	1B: 5 2B: 2 3B: 1 HR: 1	SF: 2 SAC: 0 DP: 1 HBP: 0	WP: 0 PB: 0 SB: 4 CS: 0	PA: 43
PITCHER	IP	WLS	BF	H	R	ER	SO	BB	IBB	HBP	BLK	WP	HR	S	P	ERA	WHIP					
Brian Rose, R ERA: 12.0 (1, 1)	3.0		16	5	4	4	3	2	0	0	0	0	0	46	72	12.00	2.333					
John Wasdin, R ERA: 4.89 (4, 1)	2.0		9	1	1	1	2	2	0	0	0	0	0	21	36	4.50	1.500					
Jim Corsi, R ERA: 4.19 (6, 1)	2.0		9	1	0	0	2	1	0	0	0	0	0	20	35	0.00	1.000					
49 Tim Wakefield, R ERA: 4.57 (8, 1)	2.0	L	9	2	3	3	0	0	1	0	0	0	1	18	26	13.50	1.000					

Anaheim Angels @ Boston Red Sox
Fenway Park, Boston, MA
Fri Jul 25 1997, 7:05 PM EDT
Att: 24,631 - Cloudy - 69 F

AB 34
R 8
H 9
RBI 8
BB 7
SO 7
LOB 19



Batter	1	2	3	4	5	6	7	8	9	AB	R	H	RBI	BB	SO	LOB	BOTTOM					
Darren Bragg, L OBP: 0.350, SLG: 0.419 (1, 8)										3	1	1	1	2	0	2						
John Valentin, R OBP: 0.359, SLG: 0.483 (1, 5)										4	1	2	2	1	1	1						
Mo Vaughn, L OBP: 0.444, SLG: 0.586 (1, 3)										4	0	0	0	1	3	3						
18 Reggie Jefferson, S OBP: 0.382, SLG: 0.515 (1, 10)										5	0	1	0	0	1	4						
Wil Cordero, R OBP: 0.328, SLG: 0.453 (1, 7)										5	0	0	0	0	1	1						
Mike Stanley, R ERA: 6.75 (1, 2)										4	1	3	0	0	0	0						
Nomar Garciaparra, R OBP: 0.343, SLG: 0.506 (7, PR) (8, 6)										1	0	0	0	0	1	1						
Troy O'Leary, L OBP: 0.367, SLG: 0.500 (1, 9)										4	1	1	1	1	1	3						
Jeff Frye, R OBP: 0.333, SLG: 0.406 (1, 4)										5	0	1	1	0	0	2						
Mike Benjamin, R OBP: 0.234, SLG: 0.244 (7, PH) (8, 2)										3	1	2	0	0	0	0						
Inning Stats	R: 1 E: 0 K: 1 S: 8	H: 1 LOB: 0 BB: 0 P: 15	R: 0 E: 0 K: 0 S: 6	H: 0 LOB: 1 BB: 1 P: 15	R: 2 E: 0 K: 1 S: 14	H: 3 LOB: 0 BB: 0 P: 24	R: 2 E: 0 K: 1 S: 14	H: 2 LOB: 2 BB: 2 P: 32	R: 0 E: 0 K: 0 S: 12	H: 1 LOB: 1 BB: 0 P: 21	R: 0 E: 0 K: 0 S: 12	H: 2 LOB: 2 BB: 0 P: 19	R: 0 E: 0 K: 2 S: 8	H: 0 LOB: 1 BB: 1 P: 13	R: 0 E: 1 K: 2 S: 11	H: 0 LOB: 1 BB: 0 P: 17	1B: 8 2B: 0 3B: 1 HR: 2	SF: 0 SAC: 0 DP: 0 HBP: 0	WP: 0 PB: 0 SB: 0 CS: 0	PA: 44		
PITCHER	IP	WLS	BF	H	R	ER	SO	BB	IBB	HBP	BLK	WP	HR	S	P	ERA	WHIP					
Kevin Gross, R ERA: 3.44 (1, 1)	3.2		18	4	0	0	2	3	0	0	0	0	0	37	69	0.00	2.333					
Darrell May, L ERA: 4.0 (7, 1)	0.0		1	1	0	0	0	0	0	0	0	0	0	4	5	∞	∞					
Shigetoshi Hasegawa, R ERA: 4.0 (7, 1)	1.1	W	5	0	0	0	3	1	0	0	0	0	0	11	19	0.00	0.750					
Mike Holtz, L ERA: 1.29 (9, 1)	1.0	S	4	0	0	0	2	0	0	0	0	0	0	11	17	0.00	0.000					

Anaheim Angels @ Boston Red Sox
Fenway Park, Boston, MA
Fri Jul 25 1997, 7:05 PM EDT
Att: 24,631 - Cloudy - 69 F

AB 39
R 5
H 11
RBI 5
BB 5
SO 9
LOB 19



Batter	1	2	3	4	5	6	7	8	9	AB R H RBI BB SO LOB	TOP																
Darin Erstad, L (1, 3) OBP: 0.352, SLG: 0.447	0-1 G4-3		2-2 G6-3		1 SAFE 2-2 F9		1 SAFE 1-0 SF7			3 0 0 1 0 0 1	Anaheim Angels @ Boston Red Sox Fenway Park, Boston, MA Sun Jul 27 1997, 3:33 AM EDT Att: 28,454 - Overcast - 88 F																
Orlando Palmeiro, L (1, 9) OBP: 0.337, SLG: 0.259	2-2 G4-3		1-0 G3			1-3 K	1-3 K			4 0 0 0 0 2 1																	
Dave Hollins, S (1, 5) Craig Grebeck, R (8, 5) OBP: 0.373, SLG: 0.408	2-0 2B 1B		3-2 K							4 1 1 0 0 1 0 0 0 0 0 0 0 0																	
Jim Edmonds, L (1, 8) OBP: 0.368, SLG: 0.497	1-1 1-H 2B			3-3 K		1-0 16 PO HBP		0-2 G4-3		3 0 1 1 0 1 0																	
16 Garret Anderson, L (1, 7) OBP: 0.344, SLG: 0.406	0-0 F7			2-0 F8		1 SAFE 0-0 PO	1-0 HR	2-3 K		4 1 1 1 0 1 1																	
Jack Howell, L (1, 10) Jim Levritz, R (9, PH) OBP: 0.319, SLG: 0.542 OBP: 0.360, SLG: 0.416		0-0 L9		0-0 HR			0-1 HR		4-1 BB	3 2 2 2 0 0 0 0 0 0 0 1 0 0																	
Luis Alicaia, S (1, 4) OBP: 0.385, SLG: 0.421		3-2 L9		1-1 G3			1-0 SF7	1-2 P6		4 1 1 0 0 0 1																	
Chad Kreuter, S (1, 2) OBP: 0.314, SLG: 0.371		3-1 2B			0-0 B1-3		2-2 K	0-3 K		4 0 1 0 0 2 2																	
Gary Disarcina, R (1, 6) OBP: 0.285, SLG: 0.352		2-1 G4-3			4-1 CS BB		0-0 FC5	2-3 K		3 0 0 0 1 1 3																	
Inning Stats	R: 1 E: 0 K: 0 S: 9	H: 2 LOB: 1 BB: 0 P: 14	R: 0 E: 0 K: 0 S: 11	H: 1 LOB: 1 BB: 0 P: 19	R: 0 E: 0 K: 1 S: 8	H: 0 LOB: 0 BB: 0 P: 14	R: 1 E: 0 K: 1 S: 10	H: 1 LOB: 0 BB: 0 P: 16	R: 0 E: 0 K: 0 S: 5	H: 0 LOB: 0 BB: 1 P: 11	R: 0 E: 0 K: 1 S: 5	H: 0 LOB: 0 BB: 0 P: 7	R: 3 E: 0 K: 2 S: 13	H: 3 LOB: 1 BB: 0 P: 19	R: 0 E: 0 K: 1 S: 7	H: 0 LOB: 0 BB: 0 P: 9	R: 0 E: 0 K: 0 S: 10	H: 0 LOB: 0 BB: 1 P: 17	1B: 1 2B: 2 3B: 1 HR: 3	SF: 1 SAC: 0 DP: 0 HBP: 1	WP: 0 PB: 0 SB: 0 CS: 1	PA: 37					
PITCHER	IP WLS BF H R ER SO BB IBB HBP BLK WP HR S P ERA WHIP											PITCHER	IP WLS BF H R ER SO BB IBB HBP BLK WP HR S P ERA WHIP														
Aaron Sele, R (1, 1) ERA: 5.37	6.0	25	7	5	5	3	1	0	0	0	0	0	3	52	87	7.50	1.333										
Jim Corsi, R (7, 1) ERA: 4.08	1.0	4	0	0	0	2	0	0	0	0	0	0	0	9	13	0.00	0.000										
Ron Mahay, L (8, 1) ERA: 2.7	2.0	W	7	0	0	0	3	1	0	0	0	0	0	17	26	0.00	0.500										

AB	32
R	5
H	7
RBI	5
BB	2
SO	8
LOB	9



Batter	1	2	3	4	5	6	7	8	9	AB R H RBI BB SO LOB	BOTTOM																
Nomar Garciaparra, R (1, 6) OBP: 0.344, SLG: 0.513	0-1 G5-3		0-0 F9		3-2 HR		2-2 FC5-4 1B		1-0 2B HBP 1B	5 2 3 3 0 0 0	Anaheim Angels @ Boston Red Sox Fenway Park, Boston, MA Sun Jul 27 1997, 3:33 AM EDT Att: 28,454 - Overcast - 88 F																
John Valentin, R (1, 5) OBP: 0.384, SLG: 0.496	4-1 2B BB			0-0 F9	4-2 BB		2-0 FC5-4 BB	0-2 HBP 1B 2B	3 1 1 1 2 0 1																		
Mo Vaughn, L (1, 3) Mike Benjamin, R (9, PH) OBP: 0.446, SLG: 0.589 OBP: 0.234, SLG: 0.244	3-2 F8			1-2 G4-3	0-3 K		4-2 E BB	4-0 1B HBP IBB	3 0 0 0 2 1 2 0 0 0 0 0 0 0																		
Mike Stanley, R (1, 10) OBP: 0.404, SLG: 0.534	1-0 1-H 2B			2-1 FC6-4 HBP		4-2 BB 1B BB	1-1 E5	1-1 1B	2 0 1 1 1 0 2																		
Wil Cordero, R (1, 7) OBP: 0.325, SLG: 0.447		2-1 G5-3		3-1 FC6-4		1-0 L7	0-0 G6-4-3	1-2 2-3 3-H HBP	5 0 1 1 0 0 5																		
Scott Hatteberg, L (1, 2) OBP: 0.381, SLG: 0.428		0-3 K			0-0 G4-3	2-3 K		1-2 G4-3	4 0 0 0 0 2 1																		
Jeff Frye, R (1, 4) OBP: 0.335, SLG: 0.399		0-1 F8			4-0 F8 1B HR BB	2-0 BB 1B		3-1 G5-3	3 1 1 0 1 0 0																		
Darren Bragg, L (1, 9) OBP: 0.350, SLG: 0.416			0-3 K		0-1 HR 1B	4-1 FC6-4 BB		2-0 P6	3 1 1 0 1 1 0																		
Jesus Tavarez, S (1, 8) Troy O'Leary, L (9, PH) OBP: 0.231, SLG: 0.182 OBP: 0.365, SLG: 0.497			2-2 F9		1-1 F8	0-0 FC6-4		1-0 1B 2B 1B	3 0 0 0 0 0 5 1 1 1 0 0 0 0																		
Inning Stats	R: 0 E: 0 K: 0 S: 7	H: 1 LOB: 2 BB: 1 P: 15	R: 0 E: 0 K: 1 S: 7	H: 0 LOB: 0 BB: 0 P: 9	R: 0 E: 0 K: 1 S: 7	H: 0 LOB: 0 BB: 0 P: 9	R: 0 E: 0 K: 0 S: 7	H: 0 LOB: 1 BB: 0 P: 13	R: 3 E: 0 K: 1 S: 13	H: 2 LOB: 1 BB: 2 P: 25	R: 0 E: 0 K: 1 S: 11	H: 1 LOB: 2 BB: 2 P: 24	R: 0 E: 0 K: 0 S: 9	H: 1 LOB: 2 BB: 1 P: 18	R: 0 E: 0 K: 0 S: 6	H: 0 LOB: 0 BB: 0 P: 12	R: 3 E: 0 K: 0 S: 12	H: 4 LOB: 3 BB: 1 P: 20	1B: 6 2B: 2 3B: 0 HR: 1	SF: 0 SAC: 0 DP: 1 HBP: 2	WP: 0 PB: 0 SB: 0 CS: 0	PA: 41					
PITCHER	IP WLS BF H R ER SO BB IBB HBP BLK WP HR S P ERA WHIP											PITCHER	IP WLS BF H R ER SO BB IBB HBP BLK WP HR S P ERA WHIP														
Allen Watson, L (1, 1) ERA: 4.85	6.1	30	5	3	3	4	6	0	1	0	0	0	10	18	5.40	0.600											
Shigetoshi Hasegawa, R (7, 1) ERA: 4.03	1.2	6	1	1	1	0	0	0	0	0	0	0	11	18	*	*											
Mike James, R (9, 1) ERA: 5.31	0.0	L	5	3	2	2	0	0	1	1	0	0	0	11	18	*	*										


AB	32
R	6
H	9
RBI	6
BB	7
SO	4
LOB	16



Batter	1	2	3	4	5	6	7	8	9	AB	R	H	RBI	BB	SO	LOB	TOP					
Tony Phillips, S (1, 10) OBP: 0.398, SLG: 0.399	F8		K		F7		FC4-6		F8	5	0	0	0	0	1	4						
Darin Erstad, L (1, 3) OBP: 0.354, SLG: 0.448	K								F7	4	0	2	0	0	1	0						
Tim Salmon, R (1, 9) OBP: 0.409, SLG: 0.520	F7		P5		FC5-4				G5-3	4	0	0	0	0	0	3						
Jim Edmonds, L (1, 8)		F7	G3						K	4	0	0	0	0	1	1						
16 Garret Anderson, L (1, 7) OBP: 0.345, SLG: 0.407		G6-3		G3		L7			1B	4	2	2	0	0	0	0						
Jim Leyritz, R (1, 2) OBP: 0.358, SLG: 0.414		G6-3		L3		G5-3			1B	4	0	1	1	0	0	1						
Orlando Palmeiro, L (9, PR) OBP: 0.337, SLG: 0.259									1B	0	0	0	0	0	0	0						
Chad Kreuter, S (9, 2) OBP: 0.314, SLG: 0.371									1B	0	0	0	0	0	0	0						
Jack Howell, L (1, 5) OBP: 0.319, SLG: 0.535				G4-3			K		K	3	0	1	1	0	1	0						
Craig Grebeck, R (7, 5) OBP: 0.370, SLG: 0.404		PB							K	1	0	0	0	0	1	2						
Luis Alicaia, S (1, 4) OBP: 0.388, SLG: 0.422									K	2	0	1	0	1	0	0						
Dave Hollins, S (8, 5) OBP: 0.374, SLG: 0.431									K	1	0	0	0	0	1	2						
Gary Disarcina, R (1, 6) OBP: 0.288, SLG: 0.353										4	0	2	1	0	0	3						
Inning Stats	R: 0 E: 0 K: 1 S: 5	H: 0 LOB: 0 BB: 0 P: 5	R: 1 E: 0 K: 0 S: 5	H: 2 LOB: 2 BB: 1 P: 9	R: 0 E: 0 K: 1 S: 6	H: 1 LOB: 1 BB: 0 P: 6	R: 0 E: 0 K: 0 S: 3	H: 0 LOB: 0 BB: 0 P: 3	R: 0 E: 0 K: 0 S: 5	H: 2 LOB: 2 BB: 0 P: 5	R: 0 E: 0 K: 0 S: 3	H: 0 LOB: 0 BB: 0 P: 3	R: 0 E: 0 K: 1 S: 6	H: 1 LOB: 1 BB: 0 P: 6	R: 0 E: 0 K: 1 S: 5	H: 0 LOB: 0 BB: 0 P: 5	R: 1 E: 0 K: 2 S: 10	H: 3 LOB: 2 BB: 0 P: 10	1B: 9 2B: 0 3B: 0 HR: 0	SF: 0 SAC: 0 DP: 0 HBP: 0	WP: 0 PB: 1 SB: 1 CS: 0	PA: 37
PITCHER Bartolo Colon, R (1, 1) ERA: 5.77	IP: 9.0 WLS: L BF: 37 H: 9 R: 2 ER: 2 SO: 6 BB: 1 IBB: 0 HBP: 0 BLK: 0 WP: 0 HR: 0 S: 48 P: 52 ERA: 2.00 WHIP: 1.111															PITCHER	IP: 9.0 WLS: W BF: 35 H: 8 R: 0 ER: 0 SO: 2 BB: 2 IBB: 0 HBP: 0 BLK: 0 WP: 0 HR: 0 S: 37 P: 45 ERA: 0.00 WHIP: 1.111					

Anaheim Angels @ Cleveland Indians
Jacobs Field, Cleveland, OH
Mon Jul 28 1997, 3:33 AM EDT
Att: 43,033 - Cloudy - 82 F


AB 36
R 2
H 9
RBI 2
BB 1
SO 6
LOB 16



Batter	1	2	3	4	5	6	7	8	9	AB	R	H	RBI	BB	SO	LOB	BOTTOM			
Marquis Grissom, R (1, 8) OBP: 0.322, SLG: 0.378	K		P8		CS	G4-3		SH1-4		4	0	1	0	0	1	1				
Tony Fernandez, S (1, 4) OBP: 0.332, SLG: 0.421	G3				L9	F9		SH1-4		3	0	0	0	0	0	0				
Jim Thome, L (1, 3) OBP: 0.440, SLG: 0.612	G4-3				G4-3	FC5-4		BB		2	0	0	0	2	0	0				
Manny Ramirez, R (1, 9) OBP: 0.410, SLG: 0.524						FC5-4		F8		4	0	2	0	0	0	3				
David Justice, L (1, 10) OBP: 0.414, SLG: 0.588					F8	F3		F2		4	0	0	0	0	1	4				
Matt Williams, R (1, 5) OBP: 0.291, SLG: 0.475					G5-4-3	1B		F2		4	0	2	0	0	0	1				
Brian Giles, L (1, 7) OBP: 0.374, SLG: 0.479					G1-3	F9		F8		4	0	0	0	0	2					
Pat Borders, R (1, 2) OBP: 0.354, SLG: 0.457					G5-3	CS		P4		4	0	2	0	0	0	0				
Damian Jackson, R (1, 6) OBP: 0.200, SLG: 0.111						F8		F9		3	0	1	0	0	0	4				
Inning Stats	R: 0 E: 0 K: 1 S: 5	H: 0 LOB: 0 BB: 0 P: 5	R: 0 E: 0 K: 0 S: 3	H: 1 LOB: 0 BB: 0 P: 3	R: 0 E: 0 K: 0 S: 4	H: 1 LOB: 1 BB: 0 P: 4	R: 0 E: 0 K: 0 S: 4	H: 1 LOB: 1 BB: 0 P: 4	R: 0 E: 0 K: 0 S: 3	H: 2 LOB: 2 BB: 1 P: 7	R: 0 E: 0 K: 0 S: 5	H: 2 LOB: 2 BB: 0 P: 5	R: 0 E: 0 K: 1 S: 6	H: 1 LOB: 1 BB: 1 P: 10	R: 0 E: 0 K: 0 S: 3	H: 0 LOB: 0 BB: 0 P: 3	1B: 8 2B: 0 3B: 0 HR: 0	SF: 0 SAC: 1 DP: 1 HBP: 0	WP: 0 PB: 0 SB: 1 CS: 1	PA: 36
PITCHER Dennis Springer, R (1, 1) ERA: 5.8	IP: 9.0 WLS: W BF: 35 H: 8 R: 0 ER: 0 SO: 2 BB: 2 IBB: 0 HBP: 0 BLK: 0 WP: 0 HR: 0 S: 37 P: 45 ERA: 0.00 WHIP: 1.111															PITCHER	IP: 9.0 WLS: L BF: 37 H: 9 R: 2 ER: 2 SO: 6 BB: 1 IBB: 0 HBP: 0 BLK: 0 WP: 0 HR: 0 S: 48 P: 52 ERA: 2.00 WHIP: 1.111			

Anaheim Angels @ Cleveland Indians
Jacobs Field, Cleveland, OH
Mon Jul 28 1997, 3:33 AM EDT
Att: 43,033 - Cloudy - 82 F

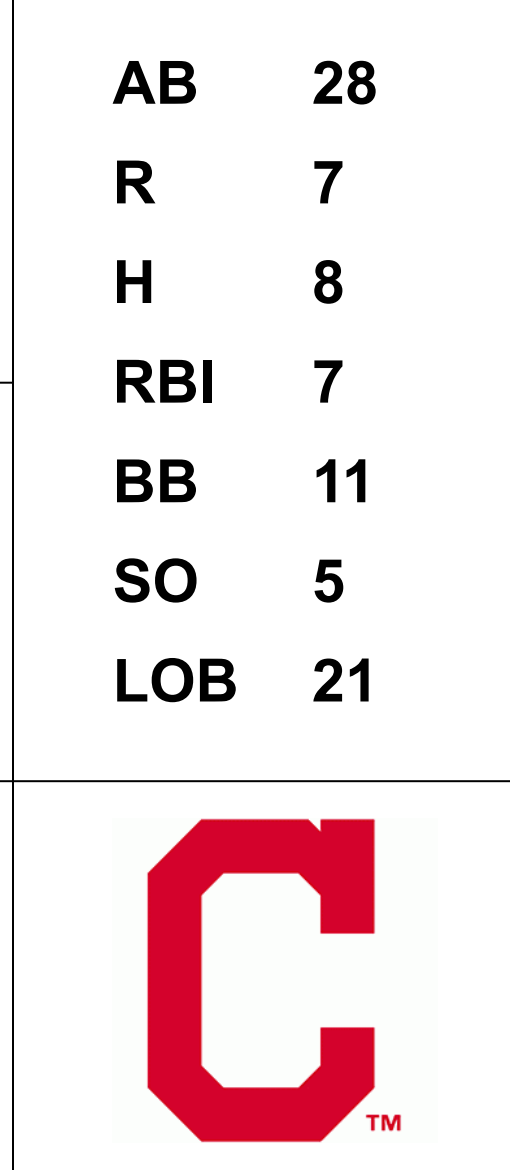
AB 32
R 0
H 8
RBI 0
BB 2
SO 2
LOB 15



Batter	1	2	3	4	5	6	7	8	9	AB	R	H	RBI	BB	SO	LOB	TOP					
Tony Phillips, S OBP: 0.396, SLG: 0.399 (1, 4)	G3-1		G3-6-3		G6-3	K		K		5	1	1	0	0	2	2	Anaheim Angels @ Cleveland Indians Jacobs Field, Cleveland, OH Mon Jul 28 1997, 7:05 PM EDT Att: 42,857 - Unknown - 79 F					
Orlando Palmeiro, L OBP: 0.340, SLG: 0.291 (1, 10)	G1-3			1B	G6-3			K		5	2	2	0	0	1	1						
Dave Hollins, S OBP: 0.379, SLG: 0.434 (1, 5)	G3			1B						4	3	3	1	1	0	0						
Jim Edmonds, L OBP: 0.365, SLG: 0.487 (1, 8)		G4-3		1B				K	F9	3	1	0	0	2	1	2						
Tim Salmon, R OBP: 0.411, SLG: 0.523 (1, 9)	K			K						4	1	2	3	1	2	3						
16 Garret Anderson, L OBP: 0.344, SLG: 0.412 (1, 7)	G3									5	1	1	4	0	0	4						
Jim Leyritz, R OBP: 0.357, SLG: 0.412 (1, 3)			G6-3							4	0	1	1	0	0	0						
Darin Erstad, L OBP: 0.355, SLG: 0.449 (7, PR)				F7						1	0	1	0	0	0	0						
Todd Greene, R OBP: 0.339, SLG: 0.491 (1, 2)				K						4	1	2	1	1	2	1						
Craig Grebeck, R OBP: 0.366, SLG: 0.393 (1, 6)										3	0	0	0	1	0	2						
Inning Stats	R: 0 E: 0 K: 0 S: 9	H: 0 LOB: 0 BB: 0 P: 13	R: 0 E: 0 K: 1 S: 8	H: 0 LOB: 0 BB: 0 P: 10	R: 0 E: 0 K: 0 S: 10	H: 1 LOB: 1 BB: 1 P: 20	R: 4 E: 0 K: 2 S: 13	H: 3 LOB: 0 BB: 1 P: 27	R: 2 E: 0 K: 0 S: 16	H: 2 LOB: 2 BB: 2 P: 35	R: 1 E: 0 K: 1 S: 11	H: 1 LOB: 0 BB: 0 P: 19	R: 3 E: 0 K: 1 S: 23	H: 4 LOB: 2 BB: 1 P: 37	R: 0 E: 0 K: 2 S: 11	H: 1 LOB: 1 BB: 0 P: 16	R: 0 E: 0 K: 1 S: 16	H: 1 LOB: 1 BB: 1 P: 24	1B: 8 2B: 2 3B: 1 HR: 2	SF: 0 SAC: 0 DP: 2 HBP: 0	WP: 0 PB: 0 SB: 3 CS: 0	PA: 44
PITCHER	IP	WLS	BF	H	R	ER	SO	BB	IBB	HBP	BLK	WP	HR	S	P	ERA	WHIP					
Orel Hershiser, R ERA: 4.96 (1, 1)	4.2		21	5	6	6	3	3	0	0	0	0	1	51	93	11.57	1.714					
Alvin Morman, L ERA: 5.11 (5, 1)	0.0	1	0	0	0	0	0	1	0	0	0	0	0	2	6	∞	∞					
David Weathers, R ERA: 7.08 (5, 1)	2.0	L	12	6	4	4	2	0	0	0	0	0	1	30	48	18.00	3.000					
Eric Plunk, R ERA: 5.64 (7, 1)	2.1		10	2	0	0	3	2	0	0	0	0	0	34	54	0.00	1.714					

Batter	1	2	3	4	5	6	7	8	9	AB	R	H	RBI	BB	SO	LOB	BOTTOM					
Marquis Grissom, R OBP: 0.323, SLG: 0.376 (1, 8)	1B	G6-3		SF8		G6-3		F8		2	1	0	1	2	0	1	Anaheim Angels @ Cleveland Indians Jacobs Field, Cleveland, OH Mon Jul 28 1997, 7:05 PM EDT Att: 42,857 - Unknown - 79 F					
Kevin Seitzer, R OBP: 0.317, SLG: 0.359 (1, 10)	K	2B		L4		G6-3			WP	4	1	1	0	1	1	3						
Jim Thome, L OBP: 0.440, SLG: 0.609 (1, 3)	1B	SF7			1B	K			G5-3	3	2	1	1	1	1	3						
Manny Ramirez, R OBP: 0.415, SLG: 0.529 (1, 9)	1B				1B					4	1	3	0	1	1	0						
David Justice, L OBP: 0.420, SLG: 0.589 (1, 7)	1B			G6-4-3		G6-4-3			SF9	1	0	1	2	3	0	0						
Matt Williams, R OBP: 0.290, SLG: 0.471 (1, 5)	L5			L7		SF9				3	0	0	1	1	1	5						
Sandy Alomar Jr., R OBP: 0.390, SLG: 0.561 (1, 2)				G6-4-3		G6-4-3				4	0	1	2	1	0	4						
Damian Jackson, R OBP: 0.200, SLG: 0.111 (9, PR)										0	0	0	0	0	0	0						
Julio Franco, R OBP: 0.367, SLG: 0.367 (1, 4)	F9									3	1	0	0	1	1	2						
Brian Giles, L OBP: 0.374, SLG: 0.479 (9, PH)				SH1-3		K			F9	0	0	0	0	0	0	0						
Tony Fernandez, S OBP: 0.331, SLG: 0.419 (9, PH)				SF8					G5-3	1	0	0	0	0	0	3						
Omar Vizquel, S OBP: 0.338, SLG: 0.365 (1, 6)		G6-3		SH1-3		E3			G5-3	3	1	1	0	0	0	0						
Inning Stats	R: 3 E: 0 K: 1 S: 21	H: 2 LOB: 2 BB: 3 P: 42	R: 1 E: 0 K: 0 S: 11	H: 2 LOB: 2 BB: 1 P: 18	R: 0 E: 0 K: 0 S: 4	H: 0 LOB: 0 BB: 1 P: 8	R: 1 E: 0 K: 0 S: 8	H: 0 LOB: 0 BB: 1 P: 15	R: 1 E: 0 K: 0 S: 9	H: 2 LOB: 1 BB: 1 P: 18	R: 0 E: 1 K: 2 S: 17	H: 0 LOB: 2 BB: 1 P: 27	R: 0 E: 0 K: 2 S: 11	H: 1 LOB: 1 BB: 0 P: 15	R: 0 E: 0 K: 0 S: 11	H: 0 LOB: 0 BB: 0 P: 14	R: 1 E: 0 K: 0 S: 14	H: 1 LOB: 3 BB: 3 P: 32	1B: 5 2B: 3 3B: 0 HR: 0	SF: 4 SAC: 1 DP: 2 HBP: 0	WP: 1 PB: 0 SB: 1 CS: 0	PA: 44
PITCHER	IP	WLS	BF	H	R	ER	SO	BB	IBB	HBP	BLK	WP	HR	S	P	ERA	WHIP					
Matt Perisho, L ERA: 6.14 (1, 1)	3.1		18	4	5	5	1	6	0	0	0	0	0	41	78	13.50	3.000					
Pep Harris, R ERA: 4.17 (4, 1)	2.1	W	11	2	1	1	1	2	0	0	0	0	0	23	41	3.86	1.714					
Darrell May, L ERA: 3.43 (6, 1)	2.2		10	2	1	1	3	0	0	0	0	0	0	33	48	3.38	0.750					
Troy Percival, R ERA: 4.45 (9, 1)	0.1		4	0	0	0	0	3	0	0	0	1	0	7	20	0.00	9.000					
Mike Holtz, L ERA: 1.99 (9, 1)	0.1	S	1	0	0	0	0	0	0	0	0	0	0	2	2	0.00	0.000					

AB 38
R 10
H 13
RBI 10
BB 6
SO 8
LOB 15



Batter	1	2	3	4	5	6	7	8	9	AB	R	H	RBI	BB	SO	LOB	TOP					
Tony Phillips, S OBP: 0.391, SLG: 0.394 (1, 4)	P6		P6		FC3-6 G3 1B	F8		G6-3		5	1	0	0	0	0	3						
Darin Erstad, L OBP: 0.353, SLG: 0.446 (1, 3)	G4-3		G4-3		G3		K		F7	5	0	1	0	0	1	1						
Dave Hollins, S OBP: 0.380, SLG: 0.431 (1, 5)	G3-1		G3-1		1B E BB		G6-3		K	3	1	0	0	2	1	0						
Jim Edmonds, L OBP: 0.363, SLG: 0.483 (1, 8)		L9	G6-3		E9 1B		G3-1		F8	5	0	1	1	0	0	2						
Tim Salmon, R OBP: 0.410, SLG: 0.519 (1, 9)					F9 1B				L7	3	0	0	0	1	1	1						
16 Garret Anderson, L OBP: 0.345, SLG: 0.413 (1, 7)	P6				G5-3		HR 1B		HR 1B	4	2	2	0	0	0	1						
Jack Howell, L OBP: 0.337, SLG: 0.611 (1, 10)	G4-3				1B		HR 1B		HR 1B	4	2	3	4	0	0	1						
Chad Kreuter, S OBP: 0.313, SLG: 0.375 (1, 2)			1B 2B		K		F7		G3	4	1	1	0	0	1	1						
Gary Disarcina, R OBP: 0.293, SLG: 0.359 (1, 6)			CS 1B		FC3-6 BB		G6-3			3	0	2	1	1	0	0						
Inning Stats	R: 0 E: 0 K: 0 S: 6	H: 0 LOB: 0 BB: 0 P: 9	R: 0 E: 0 K: 0 S: 8	H: 0 LOB: 1 BB: 1 P: 14	R: 1 E: 0 K: 0 S: 11	H: 3 LOB: 2 BB: 1 P: 23	R: 0 E: 0 K: 2 S: 11	H: 1 LOB: 1 BB: 0 P: 16	R: 2 E: 1 K: 0 S: 16	H: 1 LOB: 1 BB: 2 P: 29	R: 2 E: 0 K: 0 S: 6	H: 2 LOB: 0 BB: 0 P: 9	R: 0 E: 0 K: 1 S: 9	H: 0 LOB: 0 BB: 0 P: 12	R: 2 E: 0 K: 0 S: 9	H: 3 LOB: 1 BB: 0 P: 14	R: 0 E: 0 K: 1 S: 5	H: 0 LOB: 0 BB: 0 P: 9	1B: 6 2B: 2 3B: 0 HR: 2	SF: 0 SAC: 0 DP: 0 HBP: 0	WP: 0 PB: 0 SB: 0 CS: 1	PA: 40
PITCHER	IP	WLS	BF	H	R	ER	SO	BB	IBB	HBP	BLK	WP	HR	S	P	ERA	WHIP					
Terry Clark, R ERA: 6.15 (1, 1)	7.2	L	36	10	7	6	3	4	0	0	0	0	2	73	122	7.04	1.826					
Albie Lopez, R ERA: 6.4 (8, 1)	1.1		4	0	0	0	1	0	0	0	0	0	0	8	13	0.00	0.000					

Anaheim Angels @ Cleveland Indians
Jacobs Field, Cleveland, OH
Tue Jul 29 1997, 7:05 PM EDT
Att: 42,975 - Unknown - 71 F

livebaseballscorecards.com

AB 36
R 7
H 10
RBI 6
BB 4
SO 4
LOB 10




Batter	1	2	3	4	5	6	7	8	9	AB	R	H	RBI	BB	SO	LOB	BOTTOM					
Marquis Grissom, R OBP: 0.320, SLG: 0.372 (1, 8)	F8		FC4-6 BLK 1B			F9		K		4	1	0	1	0	1	2						
Tony Fernandez, S OBP: 0.330, SLG: 0.417 (1, 4)	G4-3		G4-3		L4			G4-3		4	0	1	1	0	0	0						
Kevin Seitzer, R OBP: 0.309, SLG: 0.348 (1, 3)	G6-3		1B		G5-3		F8		K	4	0	0	0	0	1	0						
Manny Ramirez, R OBP: 0.411, SLG: 0.523 (1, 9)		K			F8		K		G5-3	4	0	0	0	0	2	0						
Matt Williams, R OBP: 0.287, SLG: 0.468 (1, 5)		K			K		F8			3	0	0	0	0	2	0						
Sandy Alomar Jr., R OBP: 0.377, SLG: 0.555 (1, 2)		G6-3			G1-3		K			3	0	0	0	0	1	0						
Julio Franco, R OBP: 0.367, SLG: 0.367 (1, 10)			1B WP FC4-6 1B		K			K		3	1	1	0	0	2	0						
Brian Giles, L OBP: 0.378, SLG: 0.477 (1, 7)		L6			BB				BB	1	0	0	0	2	0	1						
Omar Vizquel, S OBP: 0.338, SLG: 0.365 (1, 6)			FC4-6 1B		F9			L9		3	0	1	0	0	0	2						
Inning Stats	R: 0 E: 0 K: 0 S: 10	H: 0 LOB: 0 BB: 0 P: 14	R: 0 E: 0 K: 2 S: 8	H: 0 LOB: 0 BB: 0 P: 12	R: 2 E: 0 K: 0 S: 10	H: 3 LOB: 1 BB: 0 P: 19	R: 0 E: 0 K: 1 S: 7	H: 0 LOB: 0 BB: 0 P: 8	R: 0 E: 0 K: 1 S: 11	H: 0 LOB: 1 BB: 1 P: 20	R: 0 E: 0 K: 0 S: 9	H: 0 LOB: 0 BB: 0 P: 13	R: 0 E: 0 K: 2 S: 7	H: 0 LOB: 0 BB: 0 P: 11	R: 0 E: 0 K: 2 S: 10	H: 0 LOB: 1 BB: 1 P: 17	R: 0 E: 0 K: 1 S: 6	H: 0 LOB: 0 BB: 0 P: 9	1B: 3 2B: 0 3B: 0 HR: 0	SF: 0 SAC: 0 DP: 0 HBP: 0	WP: 1 PB: 0 SB: 0 CS: 0	PA: 31
PITCHER	IP	WLS	BF	H	R	ER	SO	BB	IBB	HBP	BLK	WP	HR	S	P	ERA	WHIP					
Chuck Finley, L ERA: 4.42 (1, 1)	9.0	W	31	3	2	2	9	2	0	0	0	1	0	78	123	2.00	0.556					

Anaheim Angels @ Cleveland Indians
Jacobs Field, Cleveland, OH
Tue Jul 29 1997, 7:05 PM EDT
Att: 42,975 - Unknown - 71 F

livebaseballscorecards.com

AB 29
R 2
H 3
RBI 2
BB 2
SO 9
LOB 5



Batter	1	2	3	4	5	6	7	8	9	AB	R	H	RBI	BB	SO	LOB	TOP
Tony Phillips, S OBP: 0.391, SLG: 0.394 (1, 4) C	0-1 G6-3		1-1 FC4-6 1B		2-3 K		2-2 1B 1B		0-1 L9	5	0	2	0	0	1	0	
Darin Erstad, L OBP: 0.356, SLG: 0.447 (1, 3) C	4-2 1B BB		2-1 FC4-6 1-2f		0-1 F8		2-1 1B 1B		2-1 1B	4	1	2	0	1	0	1	
Dave Hollins, S OBP: 0.378, SLG: 0.427 (1, 5) X	0-0 1B FC6-4 1B		3-3 K		2-1 G6-3		2-3 K		1-0 P4	5	1	1	0	0	2	4	
Jim Edmonds, L OBP: 0.367, SLG: 0.493 (1, 8) C	1-2 FC6-4 1B		3-2 G3				3-1 HR		2-0 1B 16 SF7 HBP	3	2	2	2	0	0	1	
Tim Salmon, R OBP: 0.408, SLG: 0.516 (1, 9) X	0-0 FC6-4				3-3 K		3-3 K		1-0 FC4-6 1B	4	0	1	1	0	2	1	
16 Garret Anderson, L OBP: 0.344, SLG: 0.411 (1, 7) C	0-1 G4-3				3-1 G4-3		4-2 BB		0-1 SF7	2	0	0	1	1	0	1	
Jack Howell, L OBP: 0.327, SLG: 0.591 (8, PH) C					1-2 G3-1		2-3 K		0-0 FC4-6 FC6-4	3	0	0	0	0	1	1	
Luis Alica, S OBP: 0.397, SLG: 0.420 (8, PH) C									1-2f	1	0	0	0	0	0	1	
Todd Greene, R OBP: 0.333, SLG: 0.525 (1, 2) C	3-0 G5-3				0-0 HR		0-3 K		1-2 FC6-4	4	1	1	1	0	1	1	
Gary Disarcina, R OBP: 0.289, SLG: 0.355 (1, 6) C	2-2 F7				1-0 G5-3		1-1 P6		0-0 G4-3	4	0	0	0	0	0	0	
Inning Stats	R: 2 H: 2 E: 0 K: 0 S: 12	H: 2 R: 0 ER: 0 LOB: 1 BB: 1 P: 17	H: 0 R: 0 ER: 0 LOB: 0 BB: 0 P: 10	H: 1 R: 0 ER: 0 LOB: 1 BB: 0 P: 19	H: 0 R: 0 ER: 0 LOB: 0 BB: 0 P: 15	H: 1 R: 1 ER: 0 LOB: 0 K: 1 S: 8	H: 1 R: 0 ER: 0 LOB: 1 BB: 1 P: 27	H: 2 R: 0 ER: 0 LOB: 0 BB: 0 P: 21	H: 1 R: 0 ER: 0 LOB: 1 BB: 0 P: 9	1B: 7 2B: 0 3B: 0 HR: 2	SF: 1 SAC: 0 DP: 0 HBP: 1	WP: 0 PB: 0 SB: 1 CS: 0	PA: 39				
PITCHER	IP WLS BF H R ER SO BB IBB HBP BLK WP HR S P ERA WHIP																
Charles Nagy, R ERA: 4.38 (1, 1) C	7.0 L 32 8 5 5 7 2 0 1 0 0 2 72 124 6.43 1.429																
Paul Assenmacher, L ERA: 4.18 (8, 1) C	0.1 1 0 0 0 0 0 0 0 0 0 0 2 2 0.00 0.000																
Jose Mesa, R ERA: 3.38 (8, 1) C	1.2 6 1 0 0 0 0 0 0 0 0 0 10 14 0.00 0.600																

Anaheim Angels @ Cleveland Indians
Jacobs Field, Cleveland, OH
Wed Jul 30 1997, 7:05 PM EDT
Att: 42,898 - Unknown - 71 F

AB 35
R 5
H 9
RBI 5
BB 2
SO 7
LOB 11



Batter	1	2	3	4	5	6	7	8	9	AB	R	H	RBI	BB	SO	LOB	BOTTOM
Marquis Grissom, R OBP: 0.316, SLG: 0.366 (1, 8) C	3-3 K	0-3 K		1-1 F9			0-3 K		1-2 F7	5	0	0	0	0	3	3	
Brian Giles, L OBP: 0.376, SLG: 0.470 (1, 7) C	4-2 BB 1B BB	3-1 F7		1-0 F7			2-0 F8			3	1	0	0	1	0	3	
Jim Thome, L OBP: 0.440, SLG: 0.605 (1, 3) C	4-1 BB 1B BB		2-2 G3		0-0 F8		4-1 FC4-6 BB			2	0	0	0	2	0	0	
Manny Ramirez, R OBP: 0.412, SLG: 0.524 (1, 9) C	4-2 1B BB		2-2 1B G1-2-3 2B		1-3 K		0-2 FC4-6			3	0	1	0	1	1	2	
David Justice, L OBP: 0.421, SLG: 0.587 (1, 10) C	2-2 FC5-4 1B		4-1 1B BB		1-2 G6-3				1-3 K	3	0	1	1	1	1	0	
Matt Williams, R OBP: 0.287, SLG: 0.465 (1, 5) C	1-0 FC5-4		0-0 1B				1-2 G4-3		2-2 G4-3	4	0	1	0	0	0	2	
Sandy Alomar Jr., R OBP: 0.375, SLG: 0.561 (1, 2) C		1-0 HR	0-2 G1-2-3		1-2 G5-3				0-3 K	4	1	1	1	0	1	3	
Tony Fernandez, S OBP: 0.332, SLG: 0.416 (1, 4) C		4-0 CS BB		0-0 1B		3-2 G4-3			0-2 G5-3	3	0	1	0	1	0	0	
Omar Vizquel, S OBP: 0.339, SLG: 0.363 (1, 6) C		4-2 S BB		3-2 F8		4-1 WP S BB			3-2 F8	2	0	0	0	2	0	1	
Inning Stats	R: 1 H: 1 E: 0 K: 1 S: 13	H: 1 R: 1 ER: 0 LOB: 1 BB: 2 P: 20	H: 2 R: 0 ER: 0 LOB: 2 BB: 1 P: 21	H: 1 R: 0 ER: 0 LOB: 0 BB: 0 P: 13	H: 0 R: 0 ER: 0 LOB: 0 BB: 0 P: 9	H: 0 R: 0 ER: 0 LOB: 0 BB: 0 P: 16	H: 0 R: 0 ER: 0 LOB: 2 BB: 2 P: 19	H: 0 R: 0 ER: 0 LOB: 0 BB: 0 P: 13	H: 0 R: 0 ER: 0 LOB: 0 BB: 0 P: 16	1B: 3 2B: 1 3B: 0 HR: 1	SF: 0 SAC: 0 DP: 1 HBP: 0	WP: 1 PB: 0 SB: 4 CS: 1	PA: 37				
PITCHER	IP WLS BF H R ER SO BB IBB HBP BLK WP HR S P ERA WHIP																
Ken Hill, R ERA: 5.06 (7, 1) C	6.1 W 28 5 2 2 4 7 0 0 0 1 0 64 118 2.84 1.895																
Greg Cadaret, L ERA: 5.01 (7, 1) C	0.1 S 7 0 0 0 0 1 0 0 0 0 0 2 8 0.00 3.000																
Mike James, R ERA: 5.01 (7, 1) C	2.1 S 7 0 0 0 2 0 0 0 0 0 0 25 32 0.00 0.000																

Anaheim Angels @ Cleveland Indians
Jacobs Field, Cleveland, OH
Wed Jul 30 1997, 7:05 PM EDT
Att: 42,898 - Unknown - 71 F

AB 29
R 2
H 5
RBI 2
BB 8
SO 6
LOB 14



Batter	1	2	3	4	5	6	7	8	9	AB	R	H	RBI	BB	SO	LOB	TOP			
Ray Durham, S OBP: 0.329, SLG: 0.354	1-3 K		0-1 G4-3		1-0 P4		2-2 1B		1-2 HBP	4	0	1	0	0	1	0				
Robin Ventura, L OBP: 0.455, SLG: 0.586 34 Mario Valdez, L (9, PH) OBP: 0.370, SLG: 0.348	1-0 1B			2-1 2B FC5 1B		2-2 G3	0-0 1B		1-3 K	4	0	3	0	0	0	0				
Frank Thomas, R OBP: 0.462, SLG: 0.651	3-0 F9			1-0 BB 2B		0-1 2B	2-2 F8		2-1 F9	5	1	2	0	0	0	4				
Albert Belle, R OBP: 0.334, SLG: 0.493 Darren Lewis, R OBP: 0.294, SLG: 0.203	3-2 K			1-2 FC5 BB		4-1 2B BB		1-1 F7		3	0	0	0	1	1	3				
Lyle Mouton, R OBP: 0.318, SLG: 0.389		0-0 G5-3		2-3 K		1-3 K		2-2 BB 1B		4	0	1	0	0	2	4				
Mike Cameron, R OBP: 0.359, SLG: 0.483		2-1 G5-3		4-1 BB		2-0 BB		1-3 K		3	0	1	1	1	1	1				
Chris Snopek, R OBP: 0.272, SLG: 0.330		1-3 K		1-0 P6		0-0 G1-3		4-2 BB		3	0	0	0	1	1	5				
Dave Martinez, L OBP: 0.342, SLG: 0.402			0-2 G4-3		0-2 G4-3		1-3 K		2-1 G3	4	0	0	0	0	1	2				
Tony Peña, R OBP: 0.257, SLG: 0.194			2-1 G6-3		0-2 F7		0-0 G6-3		1-0 F8	4	0	0	0	0	0	0				
Inning Stats	R: 0 E: 0 K: 2 S: 8	H: 1 LOB: 1 BB: 0 P: 16	R: 0 E: 0 K: 1 S: 6	H: 0 LOB: 0 BB: 0 P: 9	R: 0 E: 0 K: 0 S: 7	H: 2 LOB: 3 BB: 0 P: 22	R: 0 E: 0 K: 1 S: 7	H: 0 LOB: 0 BB: 0 P: 8	R: 1 E: 0 K: 1 S: 11	H: 2 LOB: 2 BB: 0 P: 20	R: 0 E: 0 K: 1 S: 11	H: 2 LOB: 2 BB: 0 P: 16	R: 0 E: 0 K: 1 S: 12	H: 1 LOB: 2 BB: 0 P: 22	R: 0 E: 0 K: 1 S: 9	H: 0 LOB: 1 BB: 0 P: 14	1B: 5 2B: 3 3B: 0 HR: 0	SF: 0 SAC: 0 DP: 0 HBP: 1	WP: 0 PB: 0 SB: 0 CS: 0	PA: 39
PITCHER	IP WLS BF ERA	WLS BF ERA	H R ER SO	R ER SO	BB IBB HBP BLK	WP HR S P	ERA WHIP	PITCHER	IP WLS BF ERA	WLS BF ERA	H R ER SO	R ER SO	BB IBB HBP BLK	WP HR S P	ERA WHIP					
Allen Watson, L ERA: 4.63	(1, 1) 8.0 W 35 4.63	(8, PH) 1.0 4 0 0 0 1	8 1 1 7	1 1 0 1	3 0 0 0	0 0 9 14	1.12 1.375	Greg Cadaret, L ERA:	(9, 1) 1.0 4 0 0 0 1											

Chicago White Sox @ Anaheim Angels
Anaheim Stadium, Anaheim, CA
Fri Aug 01 1997, 10:05 PM EDT
Att: 20,953 - Unknown - 75 F

AB 35
R 1
H 8
RBI 1
BB 3
SO 8
LOB 20



Batter	1	2	3	4	5	6	7	8	9	AB	R	H	RBI	BB	SO	LOB	BOTTOM			
Tony Phillips, S OBP: 0.394, SLG: 0.396 Orlando Palmeiro, L OBP: 0.337, SLG: 0.267	4-1 E 1B BB		1-0 G6-3		4-2 HR BB		3-1 FC1-2 HBP 1B		0-1 G4-3	2	3	1	0	2	0	0				
Darin Erstad, L OBP: 0.357, SLG: 0.450	2-2 1B 1B		0-1 F9		2-2 HR		1-2 FC1-2 HBP 1B		2-3 K	4	3	2	3	0	1	0				
Dave Hollins, S OBP: 0.377, SLG: 0.425 Craig Grebeck, R OBP: 0.366, SLG: 0.393	1-2 1B 1B		2-2 16 WD 16 1B 1B		2-3 K		1-2 FC1-2 1B E			4	3	2	0	0	1	3				
Tim Salmon, R OBP: 0.409, SLG: 0.513	3-1 S 1B		3-3 K		1-2 L5		0-0 E8 1B			4	0	2	4	0	1	1				
Todd Greene, R OBP: 0.361, SLG: 0.597	3-3 K		0-0 P4		4-2 16 BB		1-1 P4			3	0	0	0	1	1	3				
16 Garret Anderson, L OBP: 0.346, SLG: 0.409	1-2 F7		2-0 BB		4-0 BB		2-1 G6-3			3	0	1	1	1	0	1				
Chad Kreuter, S OBP: 0.311, SLG: 0.367	4-2 BB		0-0 F9		0-0 G3-6-1 BB		0-1 G6-3			3	0	0	0	1	0	3				
Luis Alicea, S OBP: 0.383, SLG: 0.413	1-3 K			3-1 P2		4-1 1B FC1-2 BB		1-0 F6		3	0	0	0	1	1	2				
Gary Disarcina, R OBP: 0.290, SLG: 0.352		2-2 F8		0-0 G4-3		0-1 L8		1-1 G6-3		4	0	0	0	0	0	1				
Inning Stats	R: 3 E: 1 K: 2 S: 25	H: 3 LOB: 2 BB: 2 P: 44	R: 0 E: 0 K: 0 S: 7	H: 0 LOB: 0 BB: 0 P: 10	R: 1 E: 0 K: 1 S: 10	H: 2 LOB: 1 BB: 0 P: 17	R: 2 E: 0 K: 1 S: 12	H: 1 LOB: 1 BB: 1 P: 23	R: 0 E: 0 K: 0 S: 7	H: 0 LOB: 0 BB: 2 P: 16	R: 3 E: 1 K: 0 S: 14	H: 2 LOB: 1 BB: 1 P: 24	R: 0 E: 0 K: 0 S: 5	H: 0 LOB: 0 BB: 0 P: 8	R: 0 E: 0 K: 1 S: 7	H: 0 LOB: 0 BB: 0 P: 10	1B: 7 2B: 0 3B: 0 HR: 1	SF: 0 SAC: 0 DP: 1 HBP: 1	WP: 1 PB: 0 SB: 3 CS: 0	PA: 38
PITCHER	IP WLS BF ERA	WLS BF ERA	H R ER SO	R ER SO	BB IBB HBP BLK	WP HR S P	ERA WHIP	PITCHER	IP WLS BF ERA	WLS BF ERA	H R ER SO	R ER SO	BB IBB HBP BLK	WP HR S P	ERA WHIP					
Scott Eyre, L ERA: 12.46	(1, 1) 4.1 L 24	(5, 1) 3.1 13	6 6 6 4	6 6 2 0	5 0 1 0	0 0 24 38	5.40 0.900	Nelson Cruz, R ERA:	(8, 1) 0.1 1 0 0 0 1											

Chicago White Sox @ Anaheim Angels
Anaheim Stadium, Anaheim, CA
Fri Aug 01 1997, 10:05 PM EDT
Att: 20,953 - Unknown - 75 F

AB 31
R 9
H 8
RBI 8
BB 6
SO 5
LOB 14



Batter	1	2	3	4	5	6	7	8	9	AB	R	H	RBI	BB	SO	LOB	TOP					
Dave Martinez, L (1, 9) OBP: 0.341, SLG: 0.404	L9			G3		G3-1		G5-3		4	1	1	0	0	0	0	Chicago White Sox @ Anaheim Angels Anaheim Stadium, Anaheim, CA Sat Aug 02 1997, 10:05 PM EDT Att: 28,139 - Unknown - 86 F					
Ray Durham, S (1, 4) OBP: 0.326, SLG: 0.350	P6			G5-3		E1		G5-3		4	0	0	0	0	0	1						
Frank Thomas, R (1, 10) OBP: 0.460, SLG: 0.647	K			E3		E3		E5		4	0	1	1	0	1	0						
Albert Belle, R (1, 7) OBP: 0.331, SLG: 0.488				P3		L5		F8		4	0	0	0	0	0	4						
Robin Ventura, L (1, 5) OBP: 0.432, SLG: 0.531						G3-6-3				3	1	0	0	1	1	2						
Mike Cameron, R (1, 8) OBP: 0.357, SLG: 0.483										4	0	1	0	0	0	0						
Jorge Fabregas, L (1, 2) OBP: 0.281, SLG: 0.348 Darren Lewis, R (0, PR) OBP: 0.294, SLG: 0.203				G1		K		G4-3		4	0	1	0	0	1	2						
34 Mario Valdez, L (1, 3) OBP: 0.355, SLG: 0.346				P6		SF7				3	0	1	1	0	1	1						
Ozzie Guillen, L (1, 6) OBP: 0.304, SLG: 0.348				G6-3		G5-3		P4		3	0	0	0	0	0	2						
Inning Stats	R: 0 H: 0 E: 0 K: 1 S: 8	H: 0 LOB: 0 BB: 0 P: 12	R: 0 H: 0 E: 0 K: 0 S: 5	H: 0 LOB: 0 BB: 0 P: 8	R: 0 H: 0 E: 0 K: 0 S: 6	H: 0 LOB: 0 BB: 0 P: 11	R: 0 H: 0 E: 1 K: 0 S: 14	H: 0 LOB: 1 BB: 0 P: 20	R: 1 H: 1 E: 0 K: 1 S: 9	H: 1 LOB: 1 BB: 1 P: 17	R: 1 H: 2 E: 1 K: 0 S: 7	H: 2 LOB: 1 BB: 0 P: 14	R: 0 H: 1 E: 0 K: 0 S: 8	H: 1 LOB: 1 BB: 0 P: 10	R: 0 H: 0 E: 1 K: 0 S: 9	H: 0 LOB: 1 BB: 0 P: 14		R: 0 H: 1 E: 0 K: 2 S: 12	H: 1 LOB: 1 BB: 0 P: 20	1B: 3 2B: 2 3B: 0 HR: 0	SF: 1 SAC: 0 DP: 1 HBP: 0	WP: 0 PB: 0 SB: 0 CS: 0
PITCHER	IP	WLS	BF	H	R	ER	SO	BB	IBB	HBP	BLK	WP	HR	S	P	ERA	WHIP					
Dennis Springer, R (1, 1) ERA: 5.57	8.0	W	31	4	2	2	2	1	0	0	0	0	0	66	106	2.25	0.625					
Troy Percival, R (0, 1) ERA: 4.32	1.0	S	4	1	0	0	2	0	0	0	0	0	0	12	20	0.00	1.000					

AB 33
R 2
H 5
RBI 2
BB 1
SO 4
LOB 12



Batter	1	2	3	4	5	6	7	8	9	AB	R	H	RBI	BB	SO	LOB	BOTTOM					
Tony Phillips, S (1, 10) OBP: 0.395, SLG: 0.398			G4-3			K				4	0	2	2	0	1	3	Chicago White Sox @ Anaheim Angels Anaheim Stadium, Anaheim, CA Sat Aug 02 1997, 10:05 PM EDT Att: 28,139 - Unknown - 86 F					
Orlando Palmeiro, L (1, 8) OBP: 0.324, SLG: 0.275	K	L8		G1-3			P5			4	0	0	0	0	1	2						
Dave Hollins, S (1, 5) OBP: 0.378, SLG: 0.423	K			G1-3				BB		2	0	0	0	2	1	0						
Tim Salmon, R (1, 9) OBP: 0.410, SLG: 0.510				K				BB		2	1	0	0	2	2	2						
16 Garret Anderson, L (1, 7) OBP: 0.345, SLG: 0.414			P5		L8		P6			4	1	1	2	0	0	2						
Todd Greene, R (1, 2) OBP: 0.355, SLG: 0.571			K		F8		G6-3			3	1	0	0	1	1	2						
Jack Howell, L (1, 3) OBP: 0.336, SLG: 0.588 Darin Erstad, L (0, 3) OBP: 0.356, SLG: 0.449						F9		G5-3		2	0	0	0	1	1	1						
Luis Alicea, S (1, 4) OBP: 0.384, SLG: 0.412						G6-3		K		3	1	1	0	1	1	0						
Gary Disarcina, R (1, 6) OBP: 0.293, SLG: 0.352						F9		L8		3	1	1	1	1	0	0						
Inning Stats	R: 0 H: 1 E: 0 K: 2 S: 10	H: 1 LOB: 0 BB: 0 P: 16	R: 5 H: 4 E: 0 K: 2 S: 23	H: 4 LOB: 2 BB: 3 P: 43	R: 0 H: 0 E: 0 K: 1 S: 15	H: 0 LOB: 3 BB: 3 P: 31	R: 0 H: 0 E: 0 K: 1 S: 9	H: 0 LOB: 0 BB: 0 P: 11	R: 0 H: 0 E: 0 K: 0 S: 5	H: 0 LOB: 0 BB: 0 P: 11	R: 0 H: 0 E: 0 K: 1 S: 7	H: 0 LOB: 0 BB: 0 P: 12	R: 0 H: 0 E: 0 K: 0 S: 14	H: 0 LOB: 2 BB: 2 P: 26	R: 0 H: 0 E: 0 K: 1 S: 10	H: 0 LOB: 0 BB: 0 P: 15		R: 0 H: 0 E: 0 K: 0 S: 10	H: 0 LOB: 0 BB: 0 P: 15	1B: 4 2B: 1 3B: 0 HR: 1	SF: 0 SAC: 0 DP: 1 HBP: 0	WP: 1 PB: 1 SB: 0 CS: 1
PITCHER	IP	WLS	BF	H	R	ER	SO	BB	IBB	HBP	BLK	WP	HR	S	P	ERA	WHIP					
Chris Clemens, R (1, 1) ERA: 6.75	2.2	L	17	5	5	4	5	5	0	0	0	0	1	43	81	13.50	3.750					
Chuck McElroy, L (3, 1) ERA: 3.54	4.0		15	0	0	0	2	3	0	0	0	1	0	37	64	0.00	0.750					
Carlos Castillo, R (7, 1) ERA: 3.51	1.1		4	0	0	0	1	0	0	0	0	0	0	13	20	0.00	0.000					

AB 28
R 5
H 5
RBI 5
BB 8
SO 8
LOB 12



Batter	1	2	3	4	5	6	7	8	9	AB	R	H	RBI	BB	SO	LOB	TOP											
Ray Durham, S OBP: 0.326, SLG: 0.350	G6-3		1B		G3			K		4	0	1	0	0	1	2	Chicago White Sox @ Anaheim Angels Anaheim Stadium, Anaheim, CA Sun Aug 03 1997, 10:05 PM EDT Att: 25,041 - Sunny - 84 F											
Mike Cameron, R OBP: 0.355, SLG: 0.476	K		F9			BB		G6-3		3	0	0	0	1	1	2												
Frank Thomas, R OBP: 0.456, SLG: 0.639	F8			G4-3		G5-3			K	4	0	0	0	0	1	1												
Albert Belle, R OBP: 0.333, SLG: 0.487		BB		1B		F9			K	3	0	1	0	1	1	0												
Lyle Mouton, R OBP: 0.313, SLG: 0.383 Dave Martinez, L (9, PH) OBP: 0.340, SLG: 0.402	G6-4-3		G6-4-3				F9		K	3	0	0	0	0	0	2												
Chris Snopce, R OBP: 0.269, SLG: 0.326	K				K		F9			3	0	0	0	0	2	0												
Ron Karkovics, R OBP: 0.252, SLG: 0.324			L6		1B	1B				3	1	2	1	0	0	0												
Darren Lewis, R OBP: 0.296, SLG: 0.210			G4-3		1B	HR		G6-3		3	0	1	0	0	0	0												
Ozzie Guillen, L OBP: 0.304, SLG: 0.346			1B	PB	BB	FC4-6		G4-3		2	0	0	0	1	0	2												
Inning Stats	R: 0 E: 0 K: 1 S: 5	H: 0 LOB: 0 BB: 0 P: 5	R: 0 E: 0 K: 1 S: 4	H: 0 LOB: 0 BB: 1 P: 8	R: 0 E: 0 K: 0 S: 4	H: 1 LOB: 2 BB: 1 P: 8	R: 0 E: 0 K: 0 S: 3	H: 1 LOB: 0 BB: 0 P: 3	R: 0 E: 0 K: 1 S: 7	H: 2 LOB: 2 BB: 0 P: 7	R: 0 E: 0 K: 0 S: 2	H: 0 LOB: 0 BB: 1 P: 6	R: 1 E: 0 K: 0 S: 4	H: 1 LOB: 0 BB: 0 P: 4	R: 0 E: 0 K: 1 S: 5	H: 0 LOB: 0 BB: 0 P: 5		R: 0 E: 0 K: 3 S: 9	H: 0 LOB: 0 BB: 0 P: 9	1B: 4 2B: 0 3B: 0 HR: 1	SF: 0 SAC: 0 DP: 2 HBP: 0	WP: 0 PB: 1 SB: 0 CS: 1	PA: 32					
PITCHER	IP	WLS	BF	H	R	ER	SO	BB	IBB	HBP	BLK	WP	HR	S	P	ERA	WHIP											
Chuck Finley, L ERA: 4.24	(1, 1)	8.0	W	29	5	1	1	4	3	0	0	0	0	1	34	46	1.12	1.000										
Troy Percival, R ERA: 4.19	(9, 1)	1.0	S	3	0	0	0	3	0	0	0	0	0	9	9	0.00	0.000											

Batter	1	2	3	4	5	6	7	8	9	AB	R	H	RBI	BB	SO	LOB	BOTTOM											
Tony Phillips, S OBP: 0.393, SLG: 0.395	G3-1		F2			1B		F7		3	0	0	0	1	0	0	Chicago White Sox @ Anaheim Angels Anaheim Stadium, Anaheim, CA Sun Aug 03 1997, 10:05 PM EDT Att: 25,041 - Sunny - 84 F											
Darin Erstad, L OBP: 0.355, SLG: 0.447	E7		G1-3		1B		F9			4	0	1	0	0	0	0												
Dave Hollins, S OBP: 0.377, SLG: 0.429	K		P6		G6-4-3			HR		4	1	1	1	0	1	4												
Tim Salmon, R OBP: 0.413, SLG: 0.518		BB				CS		F8		2	1	1	1	2	0	0												
16 Garret Anderson, L OBP: 0.342, SLG: 0.410	K		F7		F8			G4-3		4	0	0	0	0	1	3												
Todd Greene, R OBP: 0.350, SLG: 0.554		G5-3		F9		F8	BB	G6-3		4	0	1	0	0	0	1												
Jack Howell, L OBP: 0.345, SLG: 0.582 Chad Kreuter, S (8, PH) OBP: 0.315, SLG: 0.378		E1		CS		SH5-3	1B	2B		1	1	0	0	2	0	0												
Luis Alicea, S OBP: 0.383, SLG: 0.415		L9			SH5-3		F8	2B		3	0	1	1	0	0	3												
Gary Disarcina, R OBP: 0.292, SLG: 0.351		F8			1B	BB		G3-1		4	0	1	1	0	0	4												
Inning Stats	R: 0 E: 1 K: 2 S: 8	H: 0 LOB: 2 BB: 1 P: 12	R: 0 E: 1 K: 0 S: 4	H: 0 LOB: 1 BB: 0 P: 4	R: 0 E: 0 K: 0 S: 3	H: 0 LOB: 0 BB: 0 P: 3	R: 0 E: 0 K: 0 S: 2	H: 0 LOB: 0 BB: 1 P: 6	R: 1 E: 0 K: 0 S: 4	H: 2 LOB: 2 BB: 2 P: 12	R: 1 E: 0 K: 0 S: 5	H: 2 LOB: 2 BB: 1 P: 9	R: 1 E: 0 K: 0 S: 4	H: 1 LOB: 0 BB: 0 P: 4	R: 1 E: 0 K: 0 S: 5	H: 2 LOB: 1 BB: 0 P: 5		R: 1 E: 0 K: 3 S: 9	H: 2 LOB: 1 BB: 0 P: 5	1B: 3 2B: 2 3B: 0 HR: 2	SF: 0 SAC: 1 DP: 1 HBP: 0	WP: 0 PB: 0 SB: 0 CS: 1	PA: 37					
PITCHER	IP	WLS	BF	H	R	ER	SO	BB	IBB	HBP	BLK	WP	HR	S	P	ERA	WHIP											
James Baldwin, R ERA: 4.93	(1, 1)	7.0	L	31	5	3	3	2	5	0	0	0	0	2	30	50	3.86	1.429										
Tony Castillo, L ERA: 5.27	(8, 1)	1.0		5	2	1	1	0	0	0	0	0	0	5	5	9.00	2.000											

AB	29
R	1
H	5
RBI	1
BB	3
SO	7
LOB	9

AB	30
R	4
H	7
RBI	4
BB	5
SO	2
LOB	15

Batter	1	2	3	4	5	6	7	8	9	AB	R	H	RBI	BB	SO	LOB	TOP					
Fernando Vina, L OBP: 0.316, SLG: 0.400										5	0	1	0	0	0	2						
Jose Valentin, S OBP: 0.320, SLG: 0.412										5	2	3	1	0	1	0						
Jeff Cirillo, R OBP: 0.355, SLG: 0.417										4	0	1	1	1	1	1						
Dave Nilsson, L OBP: 0.358, SLG: 0.482 Jack Voigt, R OBP: 0.324, SLG: 0.581										5	1	3	1	0	0	2						
Jeromy Burnitz, L OBP: 0.387, SLG: 0.576										5	1	2	1	0	0	2						
Matt Mieske, R OBP: 0.299, SLG: 0.398										4	0	0	0	0	3	3						
Gerald Williams, R OBP: 0.295, SLG: 0.392										4	1	2	0	0	0	3						
18 Todd Dunn, R OBP: 0.282, SLG: 0.382										4	0	1	1	0	0	1						
Mike Matheny, R OBP: 0.281, SLG: 0.340										4	0	1	0	0	0	1						
Inning Stats	R: 0 E: 0 K: 0 S: 7	H: 2 LOB: 1 BB: 0 P: 12	R: 0 E: 0 K: 1 S: 8	H: 0 LOB: 0 BB: 0 P: 12	R: 0 E: 0 K: 0 S: 6	H: 0 LOB: 0 BB: 0 P: 10	R: 4 E: 0 K: 0 S: 21	H: 5 LOB: 1 BB: 0 P: 29	R: 1 E: 0 K: 1 S: 13	H: 2 LOB: 1 BB: 0 P: 19	R: 0 E: 0 K: 1 S: 16	H: 2 LOB: 2 BB: 0 P: 22	R: 0 E: 0 K: 2 S: 15	H: 2 LOB: 3 BB: 1 P: 25	R: 0 E: 0 K: 0 S: 5	H: 0 LOB: 0 BB: 0 P: 10	R: 0 E: 0 K: 1 S: 10	H: 1 LOB: 1 BB: 0 P: 14	1B: 8 2B: 3 3B: 0 HR: 3	SF: 0 SAC: 0 DP: 0 HBP: 0	WP: 0 PB: 0 CS: 1	PA: 41
PITCHER	IP	WLS	BF	H	R	ER	SO	BB	IBB	HBP	BLK	WP	HR	S	P	ERA	WHIP					
Ken Hill, R ERA: 9.25	4.1	L	21	9	5	5	1	0	0	0	0	0	3	49	73	10.38	2.077					
Darrell May, L ERA: 3.91	2.0		11	4	0	0	2	1	0	0	0	0	0	33	50	0.00	2.500					
Shigetoshi Hasegawa, R ERA: 3.86	1.2		5	0	0	0	1	0	0	0	0	0	0	9	16	0.00	0.000					
Greg Cadaret, L ERA:	1.0		4	1	0	0	1	0	0	0	0	0	0	10	14	0.00	1.000					

Milwaukee Brewers @ Anaheim Angels
Anaheim Stadium, Anaheim, CA
Mon Aug 04 1997, 10:05 PM EDT
Att: 16,426 - Unknown - 82 F

AB	40
R	5
H	14
RBI	5
BB	1
SO	5
LOB	15





Batter	1	2	3	4	5	6	7	8	9	AB	R	H	RBI	BB	SO	LOB	BOTTOM					
Tony Phillips, S OBP: 0.391, SLG: 0.392 Orlando Palmeiro, L OBP: 0.321, SLG: 0.272										3	0	0	0	0	2	1						
Darin Erstad, L OBP: 0.352, SLG: 0.443										4	0	0	0	0	0	0						
Dave Hollins, S OBP: 0.373, SLG: 0.425										4	0	0	0	0	2	0						
Tim Salmon, R OBP: 0.409, SLG: 0.513										4	0	0	0	0	1	0						
Todd Greene, R OBP: 0.357, SLG: 0.564										4	2	2	0	0	2	0						
16 Garret Anderson, L OBP: 0.342, SLG: 0.410										3	0	1	0	0	0	1						
Chad Kreuter, S OBP: 0.321, SLG: 0.384										3	0	2	1	0	0	1						
Luis Alicea, S OBP: 0.380, SLG: 0.410										3	0	0	0	0	0	3						
Gary Disarcina, R OBP: 0.293, SLG: 0.351										3	0	1	0	0	1	3						
Inning Stats	R: 0 E: 0 K: 0 S: 8	H: 0 LOB: 0 BB: 0 P: 13	R: 1 E: 1 K: 2 S: 16	H: 2 LOB: 2 BB: 0 P: 25	R: 0 E: 0 K: 1 S: 6	H: 0 LOB: 0 BB: 0 P: 7	R: 0 E: 0 K: 1 S: 7	H: 0 LOB: 0 BB: 0 P: 12	R: 0 E: 0 K: 1 S: 9	H: 1 LOB: 1 BB: 0 P: 12	R: 0 E: 0 K: 1 S: 6	H: 0 LOB: 0 BB: 0 P: 11	R: 1 E: 0 K: 0 S: 7	H: 2 LOB: 0 BB: 0 P: 10	R: 0 E: 0 K: 0 S: 6	H: 1 LOB: 0 BB: 0 P: 8	R: 0 E: 0 K: 2 S: 11	H: 0 LOB: 0 BB: 0 P: 15	1B: 5 2B: 1 3B: 0 HR: 0	SF: 0 SAC: 0 DP: 2 HBP: 0	WP: 1 PB: 0 CS: 0	PA: 32
PITCHER	IP	WLS	BF	H	R	ER	SO	BB	IBB	HBP	BLK	WP	HR	S	P	ERA	WHIP					
Scott Karl, L ERA: 4.51	6.0	W	24	5	2	1	6	0	0	0	0	0	0	56	87	1.50	0.833					
Bob Wickman, R ERA: 2.69	2.0		5	1	0	0	0	0	0	0	0	0	0	9	11	0.00	0.500					
Mike Fetters, R ERA: 3.35	1.0	S	3	0	0	0	2	0	0	0	0	0	0	11	15	0.00	0.000					

Milwaukee Brewers @ Anaheim Angels
Anaheim Stadium, Anaheim, CA
Mon Aug 04 1997, 10:05 PM EDT
Att: 16,426 - Unknown - 82 F

AB	32
R	2
H	6
RBI	1
BB	0
SO	8
LOB	10



Batter	1	2	3	4	5	6	7	8	9	AB	R	H	RBI	BB	SO	LOB	TOP										
Fernando Vina, L (1.4) OBP: 0.314, SLG: 0.395	0-1 S 1B		0-1 SH5-4		1-2 G6-3		0-1 G4-3		1-1 F9	4	0	1	0	0	0	1	Milwaukee Brewers @ Anaheim Angels Anaheim Stadium, Anaheim, CA Tue Aug 05 1997, 10:05 PM EDT Att: 20,268 - Unknown - 90 F AB 34 R 5 H 11 RBI 5 BB 2 SO 3 LOB 13 										
Jose Valentin, S (1.6) OBP: 0.319, SLG: 0.410	2-3 SAFE K		0-1 SF9		2-3 K		3-2 E9 2B		1-0 P4	4	1	1	1	0	2	2											
Jeff Cirillo, R (1.5) OBP: 0.354, SLG: 0.417	2-1 F7		2-3 3H 2-2 F9		1-0 F3		0-1 2B		2-3 K	5	0	1	1	0	1	3											
Dave Nilsson, L (1.3) OBP: 0.359, SLG: 0.498	1-2 F9			0-0 HR		1-2 HR		3-1 L3		4	2	2	2	0	0	2											
Jeremy Burnitz, L (1.9) OBP: 0.388, SLG: 0.583		4-1 18 G4-6-3 BB		0-0 G1-3		3-1 HR		1-1 P5		3	1	1	1	1	0	0											
18 Todd Dunn, R (1.7) OBP: 0.286, SLG: 0.363	0-2 SAFE G4-6-3		0-2 1-2 P4		1-2 P4		0-0 G6-3		0-0 F7	4	0	0	0	0	0	1											
Gerald Williams, R (1.8) OBP: 0.300, SLG: 0.398		0-0 G6-3		2-0 2B		1-2 CS 1B		1-1 1B 1B		4	0	3	0	0	0	0											
Jesse Levis, L (1.10) (8.2)			4-2 SH5-4 SF9 BB		1-0 G3		1-2 SAFE F8		0-1 1-3 1B	3	1	1	0	1	0	2											
Mike Matheny, R (1.2) OBP: 0.285, SLG: 0.346			1-0 SF9 SH5-4 HBP		0-0 G6-3 2B		2-1 G6-3		0-2 G6-3	2	0	1	0	0	0	0											
Jeff Huson, L (8, PH) OBP: 0.264, SLG: 0.239										1	0	0	0	0	0	2											
Joel Adamson, L (8.1) Doug Jones, R (8.1)										0	0	0	0	0	0	0											
Inning Stats	R: 0 E: 0 K: 1 S: 11	H: 1 LOB: 1 BB: 0 P: 16	R: 0 E: 0 K: 0 S: 5	H: 0 LOB: 0 BB: 1 P: 9	R: 1 E: 0 K: 0 S: 10	H: 0 LOB: 1 BB: 1 P: 17	R: 1 E: 0 K: 0 S: 9	H: 2 LOB: 1 BB: 0 P: 13	R: 0 E: 0 K: 1 S: 9	H: 1 LOB: 1 BB: 0 P: 13	R: 2 E: 0 K: 0 S: 15	H: 3 LOB: 0 BB: 0 P: 23	R: 1 E: 1 K: 0 S: 11	H: 2 LOB: 1 BB: 0 P: 18	R: 0 E: 0 K: 0 S: 10	H: 2 LOB: 2 BB: 0 P: 12	R: 0 E: 0 K: 1 S: 6	H: 0 LOB: 0 BB: 0 P: 10	1B: 5 2B: 3 3B: 0 HR: 3	SF: 1 SAC: 1 DP: 1 HBP: 1	WP: 0 PB: 0 CS: 1	PA: 39					
PITCHER	IP	WLS	BF	H	R	ER	SO	BB	IBB	HBP	BLK	WP	HR	S	P	ERA	WHIP	PITCHER									
Jason Dickson, R (1.1) ERA: 3.8	5.1	W	25	7	4	4	2	2	0	1	0	0	3	55	84	6.75	1.688										
Pep Harris, R (6.1) ERA: 4.02	1.1		5	2	1	0	0	0	0	0	0	0	0	13	21	0.00	1.500										
Mike Holtz, L (7.1) ERA: 1.8	0.2		2	0	0	0	0	0	0	0	0	0	0	4	7	0.00	0.000										
Mike James, R (8.1) ERA: 4.97	0.1		3	2	0	0	0	0	0	0	0	0	0	5	6	0.00	6.000										
Troy Percival, R (8.1) ERA: 4.04	1.1	S	4	0	0	0	1	0	0	0	0	0	0	9	13	0.00	0.000										

Batter	1	2	3	4	5	6	7	8	9	AB	R	H	RBI	BB	SO	LOB	BOTTOM										
Tony Phillips, S (1.7) OBP: 0.392, SLG: 0.395	1-0 3B 2B		0-0 P6		0-2 1B 2B		0-0 L5			4	2	2	0	0	0	2	Milwaukee Brewers @ Anaheim Angels Anaheim Stadium, Anaheim, CA Tue Aug 05 1997, 10:05 PM EDT Att: 20,268 - Unknown - 90 F AB 30 R 6 H 8 RBI 6 BB 2 SO 5 LOB 5 										
Darin Erstad, L (1.3) OBP: 0.353, SLG: 0.448	1-1 G3 3B		1-1 F7		1-2 2B 1B		1-2 SAFE CS		1-3 K	4	2	2	1	0	1	0											
Dave Hollins, S (1.5) OBP: 0.372, SLG: 0.425	1-2 G3		0-0 G6-3		0-0 1B 2B		1-0 F8			4	1	1	3	0	0	0											
Tim Salmon, R (1.9) OBP: 0.408, SLG: 0.510	1-2 G6-3		3-2 G6-3		0-1 1B		3-3 K			4	0	1	1	0	1	0											
16 Garret Anderson, L (1.8) OBP: 0.341, SLG: 0.407	1-2 1B HBP			1-3 K		0-0 F8		0-0 L8		3	0	0	0	0	1	1											
Todd Greene, R (1.2) OBP: 0.364, SLG: 0.561	0-1 SAFE 1B		0-1 G5-3		1-0 BB SF9 1B		1-0 G2-3			4	1	2	0	0	0	0											
Eddie Murray, S (1.10) OBP: 0.270, SLG: 0.315	0-0 G3-4-1		0-0 G4-3		4-1 SF9 BB BB		2-3 K			3	0	0	0	1	1	2											
Luis Alicea, S (1.4) OBP: 0.380, SLG: 0.408		0-0 G4-3			1-3 K		4-0 CS BB			2	0	0	0	1	1	0											
Gary Disarcina, R (1.6) OBP: 0.290, SLG: 0.349		1-2 G5-3			0-2 L5		2-0 SF9			2	0	0	1	0	0	0											
Inning Stats	R: 2 E: 0 K: 0 S: 15	H: 3 LOB: 2 BB: 0 P: 20	R: 0 E: 0 K: 0 S: 5	H: 0 LOB: 0 BB: 0 P: 6	R: 0 E: 0 K: 1 S: 6	H: 0 LOB: 0 BB: 0 P: 7	R: 0 E: 0 K: 1 S: 6	H: 0 LOB: 0 BB: 0 P: 7	R: 3 E: 0 K: 1 S: 17	H: 4 LOB: 1 BB: 0 P: 19	R: 1 E: 0 K: 0 S: 6	H: 1 LOB: 1 BB: 2 P: 18	R: 0 E: 0 K: 2 S: 7	H: 0 LOB: 0 BB: 0 P: 12	R: 0 E: 0 K: 1 S: 5	H: 0 LOB: 0 BB: 0 P: 8		R: 0 E: 0 K: 1 S: 5	H: 0 LOB: 0 BB: 0 P: 10	1B: 5 2B: 2 3B: 1 HR: 0	SF: 1 SAC: 0 DP: 0 HBP: 1	WP: 0 PB: 0 CS: 1	PA: 35				
PITCHER	IP	WLS	BF	H	R	ER	SO	BB	IBB	HBP	BLK	WP	HR	S	P	ERA	WHIP	PITCHER									
Bryce Florie, R (1.1) ERA: 4.53	5.0	L	25	8	6	6	2	1	0	0	0	0	0	54	72	10.80	1.800										
Joel Adamson, L (6.1) ERA: 3.61	2.1		7	0	0	0	2	1	0	0	0	0	0	12	24	0.00	0.429										
Joel Adamson, L (8.1) ERA: 3.61	2.1		7	0	0	0	2	1	0	0	0	0	0	12	24	0.00	0.429										
Doug Jones, R (8.1) ERA: 2.52	0.2		2	0	0	0	1	0	0	0	0	0	0	4	7	0.00	0.000										

Batter	1	2	3	4	5	6	7	8	9	AB	R	H	RBI	BB	SO	LOB	TOP								
Brady Anderson, L (1, 8) OBP: 0.411, SLG: 0.477	G5-3		P5				P5	F9		5	1	1	0	0	0	3	Baltimore Orioles @ Anaheim Angels Anaheim Stadium, Anaheim, CA Fri Aug 08 1997, 10:05 PM EDT Att: 24,944 - Unknown - 75 F								
Jeff Reboulet, R (1, 4) OBP: 0.333, SLG: 0.355	F9		L4				F9			5	0	2	0	0	0	3									
B.J. Surhoff, L (1, 7) OBP: 0.361, SLG: 0.488	K						F6			5	1	2	1	0	1	2									
Geronomo Berroa, R (1, 9) OBP: 0.377, SLG: 0.490										3	0	0	0	2	1	2									
Tony Tarasco, L (9, 9) OBP: 0.335, SLG: 0.438										0	0	0	0	0	0	0									
Rafael Palmeiro, L (1, 3) OBP: 0.324, SLG: 0.452	G3						G3			5	1	0	0	0	0	6									
Cal Ripken Jr., R (1, 5) OBP: 0.332, SLG: 0.424										3	2	3	1	0	0	0									
Harold Baines, L (1, 10) OBP: 0.378, SLG: 0.465	L9						G3			4	0	1	1	0	0	3									
Chris Hoiles, R (1, 2) OBP: 0.391, SLG: 0.450							SF7			3	0	2	2	0	0	1									
Mike Bordick, R (1, 6) OBP: 0.280, SLG: 0.309							P2			3	1	1	1	1	0	2									
Inning Stats	R: 0 E: 0 K: 1 S: 9	H: 0 LOB: 0 BB: 0 P: 14	R: 0 E: 0 K: 1 S: 7	H: 1 LOB: 1 BB: 0 P: 9	R: 0 E: 0 K: 0 S: 8	H: 1 LOB: 1 BB: 1 P: 17	R: 2 E: 1 K: 0 S: 15	H: 1 LOB: 1 BB: 1 P: 26	R: 2 E: 0 K: 0 S: 11	H: 3 LOB: 1 BB: 0 P: 19	R: 1 E: 0 K: 0 S: 6	H: 1 LOB: 2 BB: 1 P: 10	R: 0 E: 0 K: 0 S: 9	H: 1 LOB: 2 BB: 1 P: 20	R: 1 E: 0 K: 0 S: 10	H: 3 LOB: 1 BB: 0 P: 20	R: 0 E: 0 K: 0 S: 8	H: 1 LOB: 1 BB: 0 P: 13	1B: 7 2B: 8 3B: 0 HR: 1	SF: 2 SAC: 0 DP: 2 HBP: 0	WP: 0 PB: 1 SB: 1 CS: 0	PA: 41			
PITCHER	IP	WLS	BF	H	R	ER	SO	BB	IBB	HBP	BLK	WP	HR	S	P	ERA	WHIP								
Dennis Springer, R (1, 1) ERA: 3.59	6.0	L	27	7	5	4	2	2	0	0	0	0	1	56	95	6.00	1.500								
Darrell May, L (7, 1) ERA: 3.76	1.0		5	1	0	0	0	0	1	0	0	0	0	9	20	0.00	1.000								
Shigetoshi Hasegawa, R (8, 1) ERA: 3.94	0.2		4	3	1	1	0	0	0	0	0	0	0	9	16	13.50	4.500								
Greg Cadaret, L (8, 1) ERA: 2.25	1.1		5	1	0	0	0	0	0	0	0	0	0	9	17	0.00	0.750								

Batter	1	2	3	4	5	6	7	8	9	AB	R	H	RBI	BB	SO	LOB	BOTTOM								
Tony Phillips, S (1, 7) OBP: 0.391, SLG: 0.398	G3		P4				G4-3			3	0	0	0	1	0	0	Baltimore Orioles @ Anaheim Angels Anaheim Stadium, Anaheim, CA Fri Aug 08 1997, 10:05 PM EDT Att: 24,944 - Unknown - 75 F								
Darin Erstad, L (1, 3) OBP: 0.356, SLG: 0.449										2	1	0	0	2	2	1									
Dave Hollins, S (1, 5) OBP: 0.376, SLG: 0.430										3	0	2	1	1	0	1									
Tim Salmon, R (1, 9) OBP: 0.407, SLG: 0.509										4	0	0	0	0	2	5									
16 Garret Anderson, L (1, 8) OBP: 0.342, SLG: 0.405										3	0	0	0	1	0	1									
Todd Greene, R (1, 2) OBP: 0.359, SLG: 0.547										4	0	1	0	0	1	0									
Eddie Murray, S (1, 10) OBP: 0.289, SLG: 0.321										4	0	1	0	0	2	0									
Luis Alicea, S (1, 4) OBP: 0.379, SLG: 0.408										4	1	1	0	0	1	3									
Gary Disarcina, R (1, 6) OBP: 0.285, SLG: 0.342										4	0	0	1	0	0	3									
Inning Stats	R: 0 E: 0 K: 0 S: 10	H: 0 LOB: 1 BB: 1 P: 18	R: 0 E: 0 K: 1 S: 9	H: 0 LOB: 0 BB: 0 P: 12	R: 0 E: 0 K: 2 S: 11	H: 1 LOB: 1 BB: 0 P: 16	R: 0 E: 0 K: 2 S: 9	H: 0 LOB: 0 BB: 0 P: 10	R: 1 E: 0 K: 0 S: 10	H: 1 LOB: 1 BB: 1 P: 17	R: 0 E: 0 K: 1 S: 5	H: 0 LOB: 0 BB: 0 P: 8	R: 1 E: 0 K: 2 S: 12	H: 1 LOB: 2 BB: 2 P: 20	R: 0 E: 0 K: 0 S: 8	H: 2 LOB: 2 BB: 1 P: 17		1B: 3 2B: 1 3B: 1 HR: 0	SF: 0 SAC: 0 DP: 1 HBP: 0	WP: 1 PB: 0 SB: 0 CS: 0	PA: 36				
PITCHER	IP	WLS	BF	H	R	ER	SO	BB	IBB	HBP	BLK	WP	HR	S	P	ERA	WHIP								
35 Mike Mussina, R (1, 1) ERA: 3.16	7.1	W	28	3	2	2	6	3	0	0	0	1	0	67	102	2.46	0.818								
Jesse Orosco, L (8, 1) ERA: 2.27	0.1		2	0	0	0	1	1	0	0	0	0	0	5	9	0.00	3.000								
Armando Benitez, R (8, 1) ERA: 2.5	0.1		3	1	0	0	1	1	0	0	0	0	0	7	12	0.00	6.000								
Randy Myers, L (9, 1) ERA: 1.42	1.0	S	3	1	0	0	0	0	0	0	0	0	0	4	8	0.00	1.000								

AB	36
R	6
H	12
RBI	6
BB	3
SO	2
LOB	22



Batter	1	2	3	4	5	6	7	8	9	AB	R	H	RBI	BB	SO	LOB	TOP			
Brady Anderson, L (1, 8) OBP: 0.413, SLG: 0.482	3-2 BB SF8 2B	1-0 F7		0-2 G4-3			2-0 E3 S HBP		1-1 2-H 3-H 2B	4	1	2	2	0	0	2				
Jeff Reboulet, R (1, 4) OBP: 0.323, SLG: 0.343	3-2 P4		0-3 K		0-0 L5		0-2 L7		0-3 K	5	0	0	0	0	2	3				
Geronimo Berroa, R (1, 9) OBP: 0.377, SLG: 0.490	4-2 SF8 BB		2-2 FC1-6 2B		0-3 K		2-2 E3		0-1 L1	4	0	1	0	1	1	2				
Cal Ripken Jr., R (1, 5) OBP: 0.331, SLG: 0.421	4-2 2-3 2-3 BB		1-2 FC1-6 BB		1-1 L5				3-2 G5-3	3	0	0	0	1	0	1				
Chris Hoiles, R (1, 10) OBP: 0.389, SLG: 0.446	0-1 SF8 2-3 3-H		4-2 BB		0-0 P2		2-1 F8		2-1 F8	2	0	0	1	1	0	0				
Jeffrey Hammonds, R (1, 7) OBP: 0.377, SLG: 0.500	3-2 G5-3		3-2 F7		3-3 K		0-1 G4-3			4	0	0	0	0	1	4				
Aaron Ledesma, R (1, 3) OBP: 0.500, SLG: 0.400		0-1 G6-3		1-2 F7		0-0 1B		4-0 2B 2B BB	3	0	1	0	0	0	0		AB 33			
B.J. Surhoff, L (9, PH) OBP: 0.363, SLG: 0.488										0	1	0	0	1	0	0	R 3			
Lenny Webster, R (1, 2) OBP: 0.304, SLG: 0.341		3-2 1B		1-0 F8		1 SAFE 2-3 K		1-2 2B 2B	3	0	1	0	0	1	1		H 7			
Harold Baines, L (9, PH) OBP: 0.379, SLG: 0.470								1-3 2B 2B	1	1	1	0	0	0	0		RBI 3			
Mike Bordick, R (1, 6) OBP: 0.280, SLG: 0.309		1-1 L8		0-0 1B				1-0 P3	3	0	1	0	0	0	1		BB 4			
Rafael Palmeiro, L (9, PH) OBP: 0.323, SLG: 0.451									1	0	0	0	0	0	2		SO 5			
Inning Stats	R: 1 E: 0 K: 0 S: 18	H: 1 LOB: 2 BB: 2 P: 35	R: 0 E: 0 K: 0 S: 8	H: 1 LOB: 1 BB: 0 P: 13	R: 0 E: 0 K: 1 S: 19	H: 1 LOB: 2 BB: 1 P: 29	R: 0 E: 0 K: 0 S: 8	H: 1 LOB: 0 BB: 0 P: 10	R: 0 E: 0 K: 2 S: 6	H: 1 LOB: 0 BB: 0 P: 7	R: 0 E: 1 K: 0 S: 9	H: 0 LOB: 2 BB: 0 P: 13	R: 0 E: 0 K: 0 S: 11	H: 0 LOB: 0 BB: 0 P: 16	R: 2 E: 0 K: 1 S: 12	H: 2 LOB: 1 BB: 1 P: 19	1B: 3 2B: 4 3B: 0 HR: 0	SF: 1 SAC: 0 DP: 0 HBP: 1	WP: 0 PA: 39 PB: 0 SB: 1 CS: 0	
PITCHER	IP	WLS	BF	H	R	ER	SO	BB	IBB	HBP	BLK	WP	HR	S	P	ERA	WHIP			
Chuck Finley, L (1, 1) ERA: 4.08	8.0	W	33	5	1	1	4	3	0	1	0	0	0	87	136	1.12	1.000			
Troy Percival, R (9, 1) ERA: 4.34	1.0	S	6	2	2	2	1	1	0	0	0	0	0	12	19	18.00	3.000			

Baltimore Orioles @ Anaheim Angels
Anaheim Stadium, Anaheim, CA
Sat Aug 09 1997, 10:05 PM EDT
Att: 32,207 - Unknown - 73 F

AB 33
R 3
H 7
RBI 3
BB 4
SO 5
LOB 16



Batter	1	2	3	4	5	6	7	8	9	AB	R	H	RBI	BB	SO	LOB	BOTTOM			
Tony Phillips, S (1, 4) OBP: 0.390, SLG: 0.395	2-3 K		0-1 F7			3-2 G1-3		1 SAFE 4-1 1 SAFE 1 SAFE 1B IBB		3	1	0	0	1	1	1				
Darin Erstad, L (1, 3) OBP: 0.357, SLG: 0.454	1-3 K			1-0 SF9 3B		0-2 G6-3		1-1 2B 1B		4	2	2	1	0	1	0				
Dave Hollins, S (1, 5) OBP: 0.374, SLG: 0.430	2-3 K			2-2 P2		1-3 K		2-0 2B		4	0	1	2	0	2	1				
Tim Salmon, R (1, 9) OBP: 0.408, SLG: 0.507		2-3 K		1-0 SF9		3-1 16 G4-6-3 HBP		4-0 IBB		1	0	0	1	1	1	0				
16 Garret Anderson, L (1, 7) OBP: 0.341, SLG: 0.406		0-1 G1-3		0-0 2B		1-0 G4-6-3		3-2 F7		4	0	1	0	0	0	3				
Todd Greene, R (1, 2) OBP: 0.347, SLG: 0.528		3-3 K		0-2 G4-3		0-0 F7				3	0	0	0	0	1	1				
Jack Howell, L (1, 10) ERA: 3.94			2-3 K		0-1 F7			1-1 F8		2	0	0	0	0	1	0	AB 28			
Luis Alicaia, S (6, PH) OBP: 0.377, SLG: 0.407										1	0	0	0	0	0	0	R 4			
Orlando Palmeiro, L (1, 8) OBP: 0.321, SLG: 0.274			2-2 L8		3-2 L1-3		2-2 FC4-6 1B			3	0	1	0	0	0	0	H 6			
Gary Disarcina, R (1, 6) OBP: 0.285, SLG: 0.342			1-0 1B		1-2 G6-3		0-0 FC4-6 1B			3	1	1	0	0	0	1	RBI 4			
Inning Stats	R: 0 E: 0 K: 3 S: 9	H: 0 LOB: 0 BB: 0 P: 14	R: 0 E: 0 K: 2 S: 11	H: 0 LOB: 0 BB: 0 P: 16	R: 0 E: 0 K: 1 S: 11	H: 1 LOB: 1 BB: 0 P: 16	R: 1 E: 0 K: 0 S: 10	H: 2 LOB: 1 BB: 0 P: 14	R: 0 E: 0 K: 1 S: 10	H: 0 LOB: 0 BB: 0 P: 12	R: 0 E: 0 K: 1 S: 10	H: 0 LOB: 0 BB: 0 P: 14	R: 0 E: 0 K: 0 S: 3	H: 0 LOB: 0 BB: 0 P: 7	R: 3 E: 0 K: 0 S: 14	H: 3 LOB: 2 BB: 2 P: 31	1B: 3 2B: 2 3B: 1 HR: 0	SF: 1 SAC: 0 DP: 1 HBP: 1	WP: 0 PA: 32 PB: 0 SB: 1 CS: 0	
PITCHER	IP	WLS	BF	H	R	ER	SO	BB	IBB	HBP	BLK	WP	HR	S	P	ERA	WHIP			
Scott Kamieniecki, R (1, 1) ERA: 3.94	7.0		24	3	1	1	7	0	0	1	0	0	0	62	93	1.29	0.429			
Arthur Rhodes, L (8, 1) ERA: 3.22	1.0	L	8	3	3	3	0	0	2	0	0	0	0	14	31	27.00	3.000			

Baltimore Orioles @ Anaheim Angels
Anaheim Stadium, Anaheim, CA
Sat Aug 09 1997, 10:05 PM EDT
Att: 32,207 - Unknown - 73 F

AB 28
R 4
H 6
RBI 4
BB 2
SO 7
LOB 7



Batter	1	2	3	4	5	6	7	8	9	AB	R	H	RBI	BB	SO	LOB	TOP										
Brady Anderson, L (1, 8) OBP: 0.417, SLG: 0.491	4-0 CS BB		1-0 HR		4-2 2-3 BB		0-3 K		1-0 FC3-6 1B	3	1	2	1	2	1	0	Baltimore Orioles @ Anaheim Angels Anaheim Stadium, Anaheim, CA Sun Aug 10 1997, 10:05 PM EDT Att: 34,060 - Cloudy - 75 F										
Jeff Reboulet, R (1, 4) OBP: 0.313, SLG: 0.333	2-3 SAFE K		0-2 G3		3-1 SAFE SF9		3-1 P3		2-2 SAFE FC3-6 WP	4	0	0	1	0	1	2											
B.J. Surhoff, L (1, 7) OBP: 0.361, SLG: 0.482	3-1 F7			2-1 L7	2-1 G4-3		1-2 G6-3		4-0 1-2 BB	4	0	0	0	1	0	1											
Geronimo Berroa, R (1, 9) Tony Tarasco, L (8, 9) OBP: 0.380, SLG: 0.490 OBP: 0.333, SLG: 0.434		0-2 G4-6-3 1B		4-1 BB		3-1 F8		4-1 HR BB	1-0 G3	2	1	1	0	2	0	0											
Rafael Palmeiro, L (1, 3) OBP: 0.325, SLG: 0.450		2-2 G4-6-3 1B		4-1 FC4-6 BB		0-0 L9		0-0 F9		3	0	1	0	1	0	1											
Cal Ripken Jr., R (1, 5) OBP: 0.333, SLG: 0.429		3-2 G4-6-3		2-2 F8		0-1 WP BB		3-1 1-H HR		4	1	2	2	0	0	4											
Harold Baines, L (1, 10) OBP: 0.378, SLG: 0.466		0-0 G3-1		0-0 FC4-6		4-1 WP BB		1-0 F8		3	0	0	0	1	0	3											
Chris Hoiles, R (1, 2) Lenny Webster, R (9, 2) OBP: 0.387, SLG: 0.440 OBP: 0.304, SLG: 0.341			0-1 F8		3-3 K		4-0 1-2 2-3 BB		2-2 G5-3	3	0	0	0	1	1	0											
Mike Bordick, R (1, 6) OBP: 0.280, SLG: 0.311			1-1 P4		3-2 PB SF9		0-1 F3		3-2 P3	4	1	1	0	0	0	3											
Inning Stats	R: 0 E: 0 K: 1 S: 6	H: 0 LOB: 0 BB: 1 P: 14	R: 0 E: 0 K: 0 S: 11	H: 2 LOB: 1 BB: 0 P: 16	R: 1 E: 0 K: 0 S: 8	H: 1 LOB: 0 BB: 0 P: 10	R: 0 E: 0 K: 0 S: 12	H: 0 LOB: 2 BB: 2 P: 24	R: 1 E: 0 K: 1 S: 14	H: 1 LOB: 3 BB: 2 P: 28	R: 0 E: 0 K: 0 S: 8	H: 1 LOB: 0 BB: 0 P: 12	R: 2 E: 0 K: 0 S: 8	H: 1 LOB: 0 BB: 1 P: 18	R: 0 E: 0 K: 0 S: 10	H: 1 LOB: 2 BB: 1 P: 21		1B: 4 2B: 1 3B: 0 HR: 2	SF: 1 SAC: 0 DP: 1 HBP: 0	WP: 2 PB: 1 SB: 0 CS: 1	PA: 40						
PITCHER	IP	WLS	BF	H	R	ER	SO	BB	IBB	HBP	BLK	WP	HR	S	P	ERA	WHIP										
Ken Hill, R (1, 1) ERA: 5.09	5.2		26	5	2	1	2	6	0	0	0	1	1	57	109	1.59	1.941										
Darrell May, L (6, 1) ERA: 3.95	1.2	L	6	0	1	1	1	1	0	0	0	0	0	12	20	5.40	0.600										
Mike James, R (8, 1) ERA: 5.19	0.2		3	1	1	1	0	0	0	0	0	0	1	6	12	13.50	1.500										
Mike Holtz, L (9, 1) ERA: 1.74	0.2		4	1	0	0	0	1	0	0	0	1	0	9	19	0.00	3.000										
Pep Harris, R (9, 1) ERA: 3.99	0.1		1	0	0	0	0	0	0	0	0	0	0	1	2	0.00	0.000										

Batter	1	2	3	4	5	6	7	8	9	AB	R	H	RBI	BB	SO	LOB	BOTTOM										
Darin Erstad, L (1, 3) OBP: 0.359, SLG: 0.453	1-3 K		4-0 BB		2-1 1B		0-1 SH1-3		1-2 F8	3	0	1	0	1	1	0	Baltimore Orioles @ Anaheim Angels Anaheim Stadium, Anaheim, CA Sun Aug 10 1997, 10:05 PM EDT Att: 34,060 - Cloudy - 75 F										
Orlando Palmeiro, L (1, 8) OBP: 0.310, SLG: 0.263 Chad Kreuter, S (9, PH) OBP: 0.324, SLG: 0.377 Craig Grebeck, R (9, PR) OBP: 0.366, SLG: 0.393	3-2 G1-3		0-2 SAFE F7		0-1 SAFE F8		2-2 G3		4-2 BB	4	0	0	0	0	0	3											
Dave Hollins, S (1, 5) OBP: 0.373, SLG: 0.426	0-0 G6-3		2-3 SAFE K		2-3 SAFE K		4-0 1B BB		2-2 F7	4	0	0	0	1	2	3											
Tim Salmon, R (1, 9) OBP: 0.410, SLG: 0.515		0-1 HR		4-2 16 CS BB		3-2 F7		2-2 1-3 3-H 1B	2-2 G4-3	4	1	2	2	1	0	1											
Todd Greene, R (1, 2) OBP: 0.354, SLG: 0.559		0-0 G4-3 1B		0-0 F6		1-2 HR		1-2 SAFE F8		4	1	2	1	0	0	3											
16 Garret Anderson, L (1, 7) OBP: 0.338, SLG: 0.402		1-0 F8		2-3 K		0-3 K		3-2 P6		4	0	0	0	0	2	2											
Eddie Murray, S (1, 10) OBP: 0.274, SLG: 0.321		1-2 G4-3		4-0 BB		2-0 1B		2-2 K		3	0	1	0	1	1	1											
Luis Alicea, S (1, 4) OBP: 0.376, SLG: 0.405		1-2 G5-3		3-2 G5-3		1-1 F7		1-0 1B		4	0	1	0	0	0	4											
Gary Disarcina, R (1, 6) OBP: 0.285, SLG: 0.341			0-0 F9		2-1 F7		1-1 G3 SH1-3 1B		0-2 L8	4	1	1	0	0	0	1											
Inning Stats	R: 0 E: 0 K: 1 S: 7	H: 0 LOB: 0 BB: 0 P: 11	R: 1 E: 0 K: 0 S: 10	H: 2 LOB: 1 BB: 0 P: 13	R: 0 E: 0 K: 1 S: 9	H: 0 LOB: 1 BB: 1 P: 13	R: 0 E: 0 K: 1 S: 9	H: 0 LOB: 2 BB: 2 P: 22	R: 0 E: 0 K: 1 S: 10	H: 1 LOB: 1 BB: 0 P: 16	R: 1 E: 0 K: 0 S: 13	H: 2 LOB: 1 BB: 0 P: 20	R: 1 E: 0 K: 0 S: 16	H: 2 LOB: 2 BB: 1 P: 26	R: 0 E: 0 K: 1 S: 13	H: 1 LOB: 0 BB: 0 P: 19		R: 0 E: 0 K: 0 S: 14	H: 0 LOB: 1 BB: 1 P: 23	1B: 6 2B: 0 3B: 0 HR: 2	SF: 0 SAC: 1 DP: 0 HBP: 0	WP: 0 PB: 0 SB: 1 CS: 1	PA: 40				
PITCHER	IP	WLS	BF	H	R	ER	SO	BB	IBB	HBP	BLK	WP	HR	S	P	ERA	WHIP										
Jimmy Key, L (1, 1) ERA: 2.63	6.2		30	6	3	3	5	4	0	0	0	0	0	63	109	4.05	1.500										
Armando Benitez, R (7, 1) ERA: 2.44	1.1	W	6	2	0	0	1	0	0	0	0	0	0	22	31	0.00	1.500										
Randy Myers, L (9, 1) ERA: 1.39	1.0	S	4	0	0	0	0	1	0	0	0	0	0	14	23	0.00	1.000										

AB	31
R	4
H	7
RBI	4
BB	8
SO	3
LOB	16



AB	34
R	3
H	8
RBI	3
BB	5
SO	6
LOB	18



Batter	1	2	3	4	5	6	7	8	9	AB	R	H	RBI	BB	SO	LOB	TOP				
Luis Alica, S OBP: 0.371, SLG: 0.395	F7	G6-3		K			P5			4	0	0	0	0	1	2					
Darin Erstad, L OBP: 0.398, SLG: 0.451	G3		F9		F7			1B		4	0	1	0	0	0	0					
Dave Hollins, S OBP: 0.376, SLG: 0.436	BB		PB	2B	1B			K		4	1	3	0	0	1	1					
Tim Salmon, R OBP: 0.410, SLG: 0.510	BB		PB	2B	HBP		K2			2	1	0	0	1	2	2					
Todd Greene, R OBP: 0.336, SLG: 0.535	F8		1-H 2-H	2B			P2	F8		4	0	1	2	0	0	3					
16 Garrett Anderson, L OBP: 0.339, SLG: 0.406		G6-3	L5				L9			4	0	1	0	0	0	1					
Chad Kreuter, S OBP: 0.322, SLG: 0.373		1B	G4-3				K			4	0	1	0	0	2	2					
Orlando Palmeiro, L OBP: 0.298, SLG: 0.252		F7		F9			L6			4	0	0	0	0	0	2					
Gary Disarcina, R OBP: 0.286, SLG: 0.340		1B	F9				G5-3			4	0	1	0	0	0	1					
Inning Stats	R: 0 E: 0 K: 0 S: 8	H: 1 LOB: 2 BB: 1 P: 14	R: 0 E: 0 K: 0 S: 7	H: 2 LOB: 2 BB: 0 P: 8	R: 2 E: 0 K: 0 S: 8	H: 2 LOB: 1 BB: 0 P: 15	R: 0 E: 0 K: 1 S: 7	H: 0 LOB: 0 BB: 0 P: 10	R: 0 E: 0 K: 1 S: 7	H: 0 LOB: 0 BB: 0 P: 13	R: 0 E: 0 K: 1 S: 8	H: 0 LOB: 0 BB: 0 P: 12	R: 0 E: 0 K: 2 S: 11	H: 1 LOB: 1 BB: 0 P: 15	R: 0 E: 0 K: 1 S: 12	H: 1 LOB: 1 BB: 0 P: 17	1B: 6 2B: 3 3B: 0 HR: 0	SF: 0 SAC: 0 DP: 1 HBP: 1	WP: 0 PB: 1 SB: 1 CS: 0	PA: 36	
PITCHER	IP	WLS	BF	H	R	ER	SO	BB	IBB	HBP	BLK	WP	HR	S	P	ERA	WHIP				
Scott Eyre, L ERA: 6.28	5.0	W	22	6	2	1	2	1	0	1	0	0	0	37	60	1.80	1.400				
Nelson Cruz, R ERA: 1.42	2.2		9	1	0	0	3	0	0	0	0	0	0	23	34	0.00	0.375				
Matt Karchner, R ERA: 2.56	1.1	S	5	1	0	0	1	0	0	0	0	0	0	15	22	0.00	0.750				

Anaheim Angels @ Chicago White Sox
Comiskey Park, Chicago, IL
Wed Aug 13 1997, 8:05 PM EDT
Att: 21,237 - Unknown - 73 F

AB 34
R 2
H 8
RBI 2
BB 1
SO 6
LOB 14



Batter	1	2	3	4	5	6	7	8	9	AB	R	H	RBI	BB	SO	LOB	BOTTOM				
Norberto Martin, R OBP: 0.320, SLG: 0.372	G6-3		G6-3		HR		F7			4	1	1	0	0	0	1					
Mike Cameron, R OBP: 0.343, SLG: 0.447	K		L8		HR		K			4	1	1	3	0	2	1					
Frank Thomas, R OBP: 0.633, SLG: 0.633								G4-3		4	1	2	1	0	1	0					
Dave Martinez, L OBP: 0.343, SLG: 0.400	G5-3		K		HR			1B		0	0	0	0	0	0	0					
Albert Belle, R OBP: 0.329, SLG: 0.482		F9		G5-3	K			G4-3		4	0	0	0	0	1	1					
Lyle Mouton, R OBP: 0.301, SLG: 0.363		G3-1		F8		G4-3				3	0	0	0	1	0	0					
Darren Lewis, R OBP: 0.308, SLG: 0.221								S	BB	0	1	0	0	0	0	0					
Robin Ventura, L OBP: 0.470, SLG: 0.625		BB		G1-3		G5-3		2B	BB	3	0	1	0	1	0	0					
Ray Durham, S OBP: 0.328, SLG: 0.362		BB			F8	G4-3				3	0	1	1	1	0	0					
34 Mario Valdez, L OBP: 0.358, SLG: 0.341					G1-3					2	0	1	0	1	0	0					
Tony Peña, R OBP: 0.250, SLG: 0.179							F8			2	1	0	0	1	0	4					
Jorge Fabregas, L OBP: 0.275, SLG: 0.336	F9				HR		F9	G4-3		1	0	0	0	0	0	3					
Inning Stats	R: 0 E: 0 K: 1 S: 10	H: 0 LOB: 0 BB: 0 P: 16	R: 0 E: 0 K: 0 S: 9	H: 1 LOB: 3 BB: 2 P: 20	R: 0 E: 0 K: 1 S: 8	H: 0 LOB: 0 BB: 0 P: 13	R: 0 E: 0 K: 0 S: 5	H: 0 LOB: 0 BB: 0 P: 8	R: 4 E: 0 K: 1 S: 20	H: 3 LOB: 0 BB: 1 P: 33	R: 0 E: 0 K: 0 S: 10	H: 0 LOB: 0 BB: 0 P: 15	R: 0 E: 0 K: 1 S: 8	H: 1 LOB: 1 BB: 0 P: 11	R: 1 E: 0 K: 0 S: 8	H: 2 LOB: 3 BB: 2 P: 21	1B: 4 2B: 1 3B: 0 HR: 2	SF: 0 SAC: 0 DP: 1 HBP: 1	WP: 0 PB: 0 SB: 1 CS: 0	PA: 36	
PITCHER	IP	WLS	BF	H	R	ER	SO	BB	IBB	HBP	BLK	WP	HR	S	P	ERA	WHIP				
Allen Watson, L ERA: 4.59	6.1	L	27	5	4	4	3	3	0	0	0	0	2	66	112	5.68	1.263				
Mike James, R ERA: 5.2	1.1		5	1	1	1	1	1	0	0	0	0	0	8	12	6.75	1.500				
Mike Holtz, L ERA: 1.74	0.0		3	1	0	0	0	1	0	1	0	0	0	2	9	∞	∞				
Pep Harris, R ERA: 3.97	0.1		1	0	0	0	0	0	0	0	0	0	0	2	4	0.00	0.000				

Anaheim Angels @ Chicago White Sox
Comiskey Park, Chicago, IL
Wed Aug 13 1997, 8:05 PM EDT
Att: 21,237 - Unknown - 73 F

AB 30
R 5
H 7
RBI 5
BB 5
SO 4
LOB 10



Batter	1	2	3	4	5	6	7	8	9	AB	R	H	RBI	BB	SO	LOB	TOP																			
Rickey Henderson, R OBP: 0.428, SLG: 0.372										3	1	2	0	2	0	1																				
Darin Erstad, L OBP: 0.359, SLG: 0.458										5	2	1	2	0	0	3																				
Dave Hollins, S OBP: 0.376, SLG: 0.443										4	2	3	1	0	1	0																				
Tim Salmon, R OBP: 0.407, SLG: 0.508										4	1	1	2	0	0	2																				
16 Garret Anderson, L OBP: 0.342, SLG: 0.409										4	1	2	1	0	0	1																				
Todd Greene, R OBP: 0.325, SLG: 0.553										4	1	1	1	0	0	1																				
Jim Edmonds, L OBP: 0.366, SLG: 0.508										4	1	1	2	0	0	0																				
Luis Alicaia, S OBP: 0.372, SLG: 0.396										4	0	1	0	0	1	0																				
Gary Disarcina, R OBP: 0.281, SLG: 0.333										4	0	0	0	0	0	1																				
Inning Stats	R: 0 E: 0 K: 1 S: 5	H: 1 LOB: 0 BB: 0 P: 5	R: 2 E: 0 K: 0 S: 5	H: 2 LOB: 0 BB: 0 P: 5	R: 4 E: 0 K: 0 S: 6	H: 3 LOB: 0 BB: 1 P: 10	R: 0 E: 0 K: 0 S: 4	H: 1 LOB: 1 BB: 0 P: 4	R: 1 E: 0 K: 0 S: 4	H: 2 LOB: 1 BB: 0 P: 4	R: 1 E: 0 K: 0 S: 4	H: 1 LOB: 1 BB: 1 P: 8	R: 0 E: 0 K: 1 S: 5	H: 0 LOB: 0 BB: 0 P: 5	R: 0 E: 0 K: 0 S: 3	H: 1 LOB: 0 BB: 0 P: 3	1B: 5 2B: 2 3B: 1 HR: 4	SF: 0 SAC: 0 DP: 1 HBP: 0	WP: 0 PB: 0 SB: 1 CS: 1	PA: 38																
PITCHER	IP	WLS	BF	H	R	ER	SO	BB	IBB	HBP	BLK	WP	HR	S	P	ERA	WHIP	PITCHER		IP	WLS	BF	H	R	ER	SO	BB	IBB	HBP	BLK	WP	HR	S	P	ERA	WHIP
Rick Krivda, L ERA: 9.49	3.0		15	6	6	6	1	1	0	0	1	0	3	16	20	18.00	2.333	Randy Myers, L ERA: 1.71		9.1	1.0	3	1	0	0	0	0	0	0	0	0	3	3	0.00	1.000	
Arthur Rhodes, L ERA: 3.31	3.1	W	14	4	3	3	0	1	0	0	0	0	1	13	17	8.10	1.500																			
Alan Mills, R ERA: 2.95	0.1		2	1	0	0	0	0	0	0	0	0	0	2	2	0.00	3.000																			
Jesse Orosco, L ERA: 2.23	0.1		1	0	0	0	0	0	0	0	0	0	0	1	1	0.00	0.000																			
Amanda Benitez, R ERA: 2.35	1.0		3	0	0	0	1	0	0	0	0	0	0	5	5	0.00	0.000																			

Anaheim Angels @ Baltimore Orioles
 Oriole Park at Camden Yards, Baltimore, MD
 Sat Aug 16 1997, 7:05 PM EDT
 Att: 47,815 - Sunny - 97 F

AB 36
 R 9
 H 12
 RBI 9
 BB 2
 SO 2
 LOB 9



Batter	1	2	3	4	5	6	7	8	9	AB	R	H	RBI	BB	SO	LOB	BOTTOM																			
Jeffrey Hammonds, R OBP: 0.318, SLG: 0.502										4	2	1	0	1	0	0																				
Aaron Ledesma, R OBP: 0.455, SLG: 0.389										3	2	1	1	2	0	0																				
B.J. Surhoff, L OBP: 0.359, SLG: 0.478										5	1	3	6	0	0	0																				
Gerónimo Berroa, R OBP: 0.380, SLG: 0.483										2	1	1	1	3	1	0																				
Tony Tarasco, L OBP: 0.331, SLG: 0.432										0	0	0	0	0	0	0																				
Rafael Palmeiro, L OBP: 0.328, SLG: 0.456										5	1	2	0	0	1	5																				
Cal Ripken Jr., R OBP: 0.338, SLG: 0.430										4	1	2	1	0	1	4																				
Harold Baines, L OBP: 0.374, SLG: 0.457										4	0	1	1	0	1	2																				
Chris Hoiles, R OBP: 0.383, SLG: 0.431										4	1	2	0	0	1	2																				
Lenny Webster, R OBP: 0.313, SLG: 0.342										0	0	0	0	0	0	0																				
Mike Bordick, R OBP: 0.273, SLG: 0.306										4	1	0	0	0	1	3																				
Inning Stats	R: 1 E: 0 K: 1 S: 7	H: 2 LOB: 2 BB: 1 P: 11	R: 0 E: 0 K: 0 S: 3	H: 0 LOB: 0 BB: 0 P: 3	R: 0 E: 0 K: 0 S: 3	H: 0 LOB: 0 BB: 0 P: 3	R: 0 E: 0 K: 1 S: 5	H: 1 LOB: 1 BB: 1 P: 9	R: 2 E: 0 K: 0 S: 4	H: 2 LOB: 2 BB: 3 P: 16	R: 7 E: 1 K: 1 S: 13	H: 8 LOB: 2 BB: 1 P: 17	R: 0 E: 0 K: 1 S: 5	H: 0 LOB: 0 BB: 0 P: 5	R: 0 E: 0 K: 2 S: 7	H: 0 LOB: 0 BB: 0 P: 7	1B: 10 2B: 3 3B: 0 HR: 0	SF: 0 SAC: 0 DP: 2 HBP: 0	WP: 0 PB: 0 SB: 0 CS: 0	PA: 41																
PITCHER	IP	WLS	BF	H	R	ER	SO	BB	IBB	HBP	BLK	WP	HR	S	P	ERA	WHIP	PITCHER		IP	WLS	BF	H	R	ER	SO	BB	IBB	HBP	BLK	WP	HR	S	P	ERA	WHIP
Ken Hill, R ERA: 5.35	5.2		29	8	7	7	2	6	0	0	0	0	0	27	51	11.12	2.471	Mike James, R ERA: 5.05		6.1	1.1	6	2	2	2	2	0	0	0	0	0	10	10	13.50	1.500	
Darrell May, L ERA: 4.97	0.0	L	3	3	1	1	0	0	0	0	0	0	0	3	3	∞	∞	Mike Holtz, L ERA: 1.69		8.1	1.0	3	0	0	0	2	0	0	0	0	7	7	0.00	0.000		

Anaheim Angels @ Baltimore Orioles
 Oriole Park at Camden Yards, Baltimore, MD
 Sat Aug 16 1997, 7:05 PM EDT
 Att: 47,815 - Sunny - 97 F

AB 35
 R 10
 H 13
 RBI 10
 BB 6
 SO 6
 LOB 16



Batter	1	2	3	4	5	6	7	8	9	10	AB	R	H	RBI	BB	SO	LOB	TOP							
Rickey Henderson, R OBP: 0.426, SLG: 0.373	G5-3			E	E7		F7		K		5	1	2	2	0	1	2								
Darin Erstad, L OBP: 0.358, SLG: 0.454	G4-3			F8	K			G3			4	0	0	0	1	1	3								
Dave Hollins, S OBP: 0.374, SLG: 0.440					F7			F7			5	0	1	0	0	1	3								
Gary Disarcina, R OBP: 0.281, SLG: 0.333	K									L8	0	0	0	0	0	0	0								
Tim Salmon, R OBP: 0.409, SLG: 0.514					E9					K	5	1	3	1	0	2	1								
16 Garret Anderson, L OBP: 0.341, SLG: 0.409					G4-3			G4-6-3			4	0	1	1	0	0	2								
Jim Edmonds, L OBP: 0.362, SLG: 0.503											4	0	0	0	0	2	1								
Chad Kreuter, S OBP: 0.320, SLG: 0.370											4	1	1	0	0	0	0								
Luis Alieca, S OBP: 0.371, SLG: 0.393											3	1	0	0	1	1	0								
Craig Grebeck, R OBP: 0.378, SLG: 0.400											3	0	2	0	1	0	1								
Inning Stats	R: 0 E: 0 K: 1 S: 8	H: 0 LOB: 0 BB: 0 P: 12	R: 0 E: 0 K: 1 S: 7	H: 0 LOB: 0 BB: 0 P: 12	R: 0 E: 1 K: 0 S: 4	H: 0 LOB: 0 BB: 0 P: 6	R: 1 E: 1 K: 0 S: 6	H: 3 LOB: 1 BB: 0 P: 9	R: 2 E: 1 K: 2 S: 21	H: 3 LOB: 2 BB: 1 P: 32	R: 0 E: 0 K: 0 S: 5	H: 1 LOB: 0 BB: 0 P: 9	R: 0 E: 0 K: 1 S: 9	H: 1 LOB: 1 BB: 0 P: 10	R: 1 E: 0 K: 1 S: 10	H: 2 LOB: 1 BB: 0 P: 14	R: 0 E: 0 K: 1 S: 13	H: 0 LOB: 1 BB: 1 P: 23	R: 0 E: 0 K: 1 S: 6	H: 0 LOB: 0 BB: 1 P: 12	1B: 8 2B: 1 3B: 1 HR: 0	SF: 0 SAC: 0 DP: 2 HBP: 0	WP: 0 PB: 0 SB: 0 CS: 1	PA: 40	
PITCHER	IP	WLS	BF	H	R	ER	SO	BB	IBB	HBP	BLK	WP	HR	S	P	ERA	WHIP								
Scott Erickson, R ERA: 3.39	7.2		32	10	4	4	5	1	0	0	0	0	0	67	100	4.70	1.435								
Jesse Orosco, L ERA: 2.15	1.1		5	0	0	0	2	1	0	0	0	0	0	16	27	0.00	0.750								
Armando Benitez, R ERA: 2.3	1.0	W	3	0	0	0	1	1	0	0	0	0	0	6	12	0.00	1.000								

Anaheim Angels @ Baltimore Orioles
 Oriole Park at Camden Yards, Baltimore, MD
 Sun Aug 17 1997, 3:33 AM EDT
 Att. 47,340 - Sunny - 97 F

AB	37
R	4
H	10
RBI	4
BB	3
SO	8
LOB	13



Batter	1	2	3	4	5	6	7	8	9	10	AB	R	H	RBI	BB	SO	LOB	BOTTOM								
Jeffrey Hammonds, R OBP: 0.319, SLG: 0.505					G4-3						4	1	1	0	1	2	1									
Aaron Ledesma, R OBP: 0.444, SLG: 0.522											5	1	2	1	0	0	1									
B.J. Surhoff, L OBP: 0.362, SLG: 0.478											4	1	2	1	1	0	0									
Geronimo Berroa, R OBP: 0.351, SLG: 0.482											5	0	2	0	0	2	4									
Rafael Palmeiro, L OBP: 0.328, SLG: 0.461											4	2	1	1	1	0	4									
Cal Ripken Jr., R OBP: 0.338, SLG: 0.431											3	0	1	1	1	0	1									
Chris Hoiles, R OBP: 0.386, SLG: 0.436											2	0	1	0	1	0	1									
Brady Anderson, L OBP: 0.411, SLG: 0.483											1	0	0	0	1	1	1									
Lenny Webster, R OBP: 0.320, SLG: 0.346											4	0	2	1	1	1	3									
Jeff Reboulet, R OBP: 0.319, SLG: 0.344											3	0	0	0	0	0	3									
Inning Stats	R: 1 E: 0 K: 0 S: 12	H: 2 LOB: 1 BB: 0 P: 19	R: 0 E: 0 K: 0 S: 9	H: 1 LOB: 1 BB: 1 P: 14	R: 0 E: 0 K: 1 S: 6	H: 0 LOB: 0 BB: 0 P: 9	R: 0 E: 0 K: 0 S: 7	H: 1 LOB: 0 BB: 0 P: 11	R: 0 E: 0 K: 0 S: 11	H: 1 LOB: 1 BB: 0 P: 19	R: 2 E: 0 K: 1 S: 18	H: 3 LOB: 2 BB: 1 P: 29	R: 0 E: 0 K: 1 S: 5	H: 0 LOB: 0 BB: 0 P: 8	R: 1 E: 0 K: 2 S: 16	H: 1 LOB: 1 BB: 1 P: 27	R: 0 E: 0 K: 1 S: 12	H: 2 LOB: 3 BB: 2 P: 26	R: 1 E: 0 K: 0 S: 7	H: 1 LOB: 2 BB: 2 P: 18	1B: 7 2B: 3 3B: 1 HR: 2	SF: 1 SAC: 1 DP: 2 HBP: 0	WP: 1 PB: 0 SB: 0 CS: 0	PA: 44		
PITCHER	IP	WLS	BF	H	R	ER	SO	BB	IBB	HBP	BLK	WP	HR	S	P	ERA	WHIP									
Allen Watson, L ERA: 4.56	7.0		29	8	3	3	3	2	0	0	0	1	1	68	109	3.86	1.429									
Pep Harris, R ERA: 4.01	0.2		4	1	1	1	1	1	0	0	0	0	0	1	12	21	13.50	3.000								
Mike Holtz, L ERA: 1.67	0.1		1	0	0	0	1	0	0	0	0	0	0	4	6	0.00	0.000									
Shigetoshi Hasegawa, R ERA: 4.06	1.1	L	10	3	1	1	1	2	2	0	1	0	0	19	44	6.75	3.750									

Anaheim Angels @ Baltimore Orioles
 Oriole Park at Camden Yards, Baltimore, MD
 Sun Aug 17 1997, 3:33 AM EDT
 Att. 47,340 - Sunny - 97 F

AB	35
R	5
H	12
RBI	5
BB	7
SO	6
LOB	19





Batter	1	2	3	4	5	6	7	8	9	AB	R	H	RBI	BB	SO	LOB	TOP								
Rickey Henderson, R OBP: 0.424, SLG: 0.375 (1, 10)	G4-3		K			1B	G4-3			4	1	1	0	0	1	2	Anaheim Angels @ Baltimore Orioles Oriole Park at Camden Yards, Baltimore, MD Mon Aug 18 1997, 7:05 PM EDT Att: 47,804 - Unknown - 83 F								
Darin Erstad, L OBP: 0.383, SLG: 0.460 (1, 3)	G5-4-3 BB			1B		1B		2B		3	0	3	1	1	0	0									
Dave Hollins, S OBP: 0.371, SLG: 0.436 (1, 5)	G5-4-3 1-2			K		P4		L6		4	0	0	0	0	1	4									
Tim Salmon, R OBP: 0.408, SLG: 0.511 (1, 9)		G6-3		G5-4-3 1-2		1B		K		4	0	1	0	0	1	2									
16 Garret Anderson, L OBP: 0.339, SLG: 0.406 (1, 7)	L4				G3	G3		K		4	0	0	0	0	1	3									
Jim Edmonds, L OBP: 0.384, SLG: 0.504 (1, 8)				BB	K				F7	3	0	1	0	1	1	0									
Todd Greene, R OBP: 0.323, SLG: 0.542 (1, 2)			K		1B				K	4	0	1	0	0	3	2									
Luis Alicaia, S OBP: 0.370, SLG: 0.389 (1, 4)					G3				G3	3	0	0	0	1	0	1									
Gary Disarcina, R OBP: 0.279, SLG: 0.330 (1, 6)			F7			G4-3	FC6-4			3	0	0	0	0	0	2									
Inning Stats	R: 0 E: 0 K: 0 S: 6	H: 0 LOB: 0 BB: 1 P: 10	R: 0 E: 0 K: 1 S: 9	H: 0 LOB: 1 BB: 1 P: 16	R: 0 E: 0 K: 1 S: 6	H: 0 LOB: 0 BB: 0 P: 11	R: 0 E: 0 K: 1 S: 7	H: 1 LOB: 0 BB: 0 P: 10	R: 0 E: 0 K: 1 S: 7	H: 1 LOB: 1 BB: 0 P: 11	R: 1 E: 0 K: 0 S: 18	H: 3 LOB: 2 BB: 0 P: 30	R: 0 E: 0 K: 1 S: 12	H: 1 LOB: 2 BB: 1 P: 18	R: 0 E: 0 K: 2 S: 15	H: 1 LOB: 1 BB: 0 P: 20		R: 0 E: 0 K: 1 S: 8	H: 0 LOB: 0 BB: 0 P: 15	1B: 4 2B: 3 3B: 0 HR: 0	SF: 0 SAC: 0 DP: 2 HBP: 0	WP: 0 PB: 0 SB: 0 CS: 0	PA: 35		
PITCHER	IP	WLS	BF	H	R	ER	SO	BB	IBB	HBP	BLK	WP	HR	S	P	ERA	WHIP								
35 Mike Mussina, R ERA: 3.19 (1, 1)	7.2		31	7	1	1	6	3	0	0	0	0	0	76	120	1.17	1.304								
Arthur Rhodes, L ERA: 3.28 (8, 1)	0.2	2	0	0	0	1	0	0	0	0	0	0	0	6	9	0.00	0.000								
Alan Mills, R ERA: 2.86 (9, 1)	0.2	W	2	0	0	0	1	0	0	0	0	0	0	6	12	0.00	0.000								



Batter	1	2	3	4	5	6	7	8	9	AB	R	H	RBI	BB	SO	LOB	BOTTOM								
Brady Anderson, L OBP: 0.408, SLG: 0.479 (1, 8)	P2	K			F7		F8			4	0	0	0	0	1	3	Anaheim Angels @ Baltimore Orioles Oriole Park at Camden Yards, Baltimore, MD Mon Aug 18 1997, 7:05 PM EDT Att: 47,804 - Unknown - 83 F								
Jeff Reboulet, R OBP: 0.317, SLG: 0.341 (1, 4)	2B		L9		F7		K			4	0	1	0	0	1	1									
B.J. Surhoff, L OBP: 0.366, SLG: 0.488 (1, 10)	2B		SF7		1B			P2		4	1	3	0	0	0	0									
Geronimo Berroa, R OBP: 0.378, SLG: 0.479 (1, 9)	K		SF7		F7			G4-3		3	0	0	1	0	1	3									
Rafael Palmeiro, L OBP: 0.326, SLG: 0.457 (1, 3)	L3		G3			G3		L3		4	0	0	0	0	0	2									
Cal Ripken Jr., R OBP: 0.338, SLG: 0.430 (1, 5)	P4			1B		P6		F7		4	0	1	0	0	0	0									
Jeffrey Hammonds, R OBP: 0.319, SLG: 0.500 (1, 7)	G6-3			S	BB	F8		E5		3	1	0	0	1	0	0									
Chris Hoiles, R OBP: 0.394, SLG: 0.443 (1, 2)	HBP			BB	G6-4-3		F8	E		3	0	3	0	1	0	0									
Mike Bordick, R OBP: 0.274, SLG: 0.305 Harold Baines, L OBP: 0.373, SLG: 0.456 (9, PH)	HBP			BB	G6-4-3		SH1-3	E		1	0	0	0	0	0	2									
Inning Stats	R: 0 E: 0 K: 1 S: 14	H: 2 LOB: 2 BB: 0 P: 21	R: 0 E: 0 K: 1 S: 16	H: 1 LOB: 0 BB: 0 P: 28	R: 1 E: 0 K: 0 S: 11	H: 1 LOB: 0 BB: 0 P: 17	R: 0 E: 0 K: 0 S: 12	H: 1 LOB: 1 BB: 2 P: 22	R: 0 E: 0 K: 0 S: 7	H: 1 LOB: 1 BB: 0 P: 8	R: 0 E: 0 K: 0 S: 3	H: 0 LOB: 0 BB: 0 P: 4	R: 0 E: 0 K: 1 S: 8	H: 1 LOB: 1 BB: 0 P: 15	R: 0 E: 0 K: 0 S: 9	H: 0 LOB: 0 BB: 0 P: 13		R: 1 E: 2 K: 0 S: 7	H: 1 LOB: 2 BB: 0 P: 9	1B: 6 2B: 1 3B: 1 HR: 0	SF: 1 SAC: 1 DP: 1 HBP: 1	WP: 0 PB: 0 SB: 1 CS: 0	PA: 36		
PITCHER	IP	WLS	BF	H	R	ER	SO	BB	IBB	HBP	BLK	WP	HR	S	P	ERA	WHIP								
Dennis Springer, R ERA: 5.03 (1, 1)	8.1	L	35	8	2	1	3	2	0	1	0	0	0	86	135	1.08	1.200								
Mike Holtz, L ERA: 1.67 (9, 1)	0.0	1	0	0	0	0	0	0	0	0	0	0	0	1	2	∞	∞								



Batter	1	2	3	4	5	6	7	8	9	AB	R	H	RBI	BB	SO	LOB	TOP										
2 Derek Jeter, R OBP: 0.373, SLG: 0.395 Homer Bush, R (6, FH) (6, 4)	G6-3	FC6-4				P3			G5-3	2	0	0	0	1	0	1	New York Yankees @ Anaheim Angels Anaheim Stadium, Anaheim, CA Tue Aug 19 1997, 10:05 PM EDT Att: 22,596 - Unknown - 75 F AB 33 R 4 H 7 RBI 4 BB 7 SO 4 LOB 15 										
Chad Curtis, R (1, 7) OBP: 0.378, SLG: 0.511 (6, 8)	K		K	F7					G4-3	5	0	1	0	0	2	2											
Bernie Williams, S OBP: 0.419, SLG: 0.530 Tim Raines, S (6, FH) (6, 7)	G6-3		G6-3	P6		G4-3			1B	3	0	0	0	0	2	2											
Tino Martinez, L OBP: 0.377, SLG: 0.606 (1, 3)		G4-3	WP 1B						G1-4-3	4	1	0	0	1	1	1											
Mike Stanley, R OBP: 0.399, SLG: 0.515 (1, 10)		BB 1B	1B	1B		G3 2B			G6-3 BB	2	1	2	0	2	0	0											
Paul O'Neill, L OBP: 0.408, SLG: 0.536 (1, 9)				1-2 2-H		G3			G6-3	4	0	1	1	0	1	3											
Charlie Hayes, R OBP: 0.348, SLG: 0.447 (1, 5)		1B		F8		G1-3			F7	4	1	1	0	0	3												
Joe Girardi, R OBP: 0.309, SLG: 0.326 20 Jorge Posada, S OBP: 0.344, SLG: 0.325 (6, 2)		1B				G6-3			G3-1	2	1	0	0	1	0	0											
Rey Sanchez, R OBP: 0.299, SLG: 0.313 (6, 6)		1B							G4-3	1	0	0	0	0	0	0											
Inning Stats	R: 0 E: 0 K: 1 S: 7	H: 0 LOB: 0 BB: 0 P: 10	R: 3 E: 0 K: 1 S: 14	H: 3 LOB: 1 BB: 1 P: 25	R: 1 E: 0 K: 1 S: 16	H: 1 LOB: 2 BB: 2 P: 29	R: 0 E: 0 K: 0 S: 5	H: 0 LOB: 2 BB: 1 P: 15	R: 0 E: 0 K: 1 S: 8	H: 1 LOB: 1 BB: 0 P: 11	R: 0 E: 0 K: 0 S: 10	H: 1 LOB: 2 BB: 1 P: 22	R: 0 E: 0 K: 0 S: 4	H: 0 LOB: 0 BB: 1 P: 9	R: 0 E: 0 K: 0 S: 8	H: 0 LOB: 0 BB: 0 P: 13		R: 0 E: 0 K: 0 S: 5	H: 1 LOB: 1 BB: 0 P: 6	1B: 5 2B: 2 3B: 0 HR: 0	SF: 0 SAC: 0 DP: 1 HBP: 0	WP: 1 PB: 0 SB: 0 CS: 0	PA: 40				
PITCHER Chuck Finley, L ERA: 4.23 Jason Dickson, R ERA: 3.54	IP	WLS	BF	H	R	ER	SO	BB	IBB	HBP	BLK	WP	HR	S	P	ERA	WHIP										
	2.2		14	3	4	4	3	3	0	0	0	1	0	32	56	13.50	2.250										
	6.1	W	26	4	0	0	1	4	0	0	0	0	0	45	84	0.00	1.263										

Batter	1	2	3	4	5	6	7	8	9	AB	R	H	RBI	BB	SO	LOB	BOTTOM										
Rickey Henderson, R OBP: 0.428, SLG: 0.374 (1, 10)			P3						G5-3	3	2	1	0	1	0	0	New York Yankees @ Anaheim Angels Anaheim Stadium, Anaheim, CA Tue Aug 19 1997, 10:05 PM EDT Att: 22,596 - Unknown - 75 F AB 36 R 12 H 12 RBI 11 BB 4 SO 6 LOB 16 										
Darin Erstad, L OBP: 0.385, SLG: 0.466 (1, 3)			G4-3			G1-3 1-H			G4-3	5	1	3	2	0	0	0											
Dave Hollins, S OBP: 0.370, SLG: 0.433 Luis Alicaia, S OBP: 0.371, SLG: 0.389 (6, 4)	FC6					G6-3			FC6-4 BB	3	2	0	1	0	1	4											
Tim Salmon, R OBP: 0.409, SLG: 0.518 (1, 9)	16 2B					G1-3			FC6-4 16 G4-3	4	3	2	3	1	0	2											
16 Garret Anderson, L OBP: 0.337, SLG: 0.406 (1, 7)	1B					G6-3			G4-3	5	1	1	1	0	2	3											
Todd Greene, R OBP: 0.333, SLG: 0.566 (1, 2)	1B					G4-3 G3			K	4	2	2	2	1	2	1											
Jim Edmonds, L OBP: 0.365, SLG: 0.507 Orlando Palmeiro, L OBP: 0.298, SLG: 0.252 (6, 8)						G3			K	4	0	2	2	0	1	1											
Craig Grebeck, R OBP: 0.366, SLG: 0.386 (8, 5)						G4-3			G3	4	0	0	0	0	3	0											
Gary Disarcina, R OBP: 0.279, SLG: 0.329 (1, 6)						G4-3			P4	4	1	1	0	0	2	2											
Inning Stats	R: 7 E: 0 K: 1 S: 23	H: 7 LOB: 2 BB: 2 P: 34	R: 2 E: 0 K: 1 S: 13	H: 2 LOB: 1 BB: 1 P: 23	R: 2 E: 0 K: 1 S: 9	H: 1 LOB: 0 BB: 0 P: 18	R: 0 E: 0 K: 0 S: 11	H: 1 LOB: 1 BB: 0 P: 14	R: 1 E: 0 K: 0 S: 11	H: 1 LOB: 1 BB: 0 P: 18	R: 0 E: 0 K: 2 S: 9	H: 0 LOB: 0 BB: 0 P: 12	R: 0 E: 0 K: 0 S: 5	H: 0 LOB: 0 BB: 0 P: 9	R: 0 E: 0 K: 1 S: 11	H: 0 LOB: 1 BB: 1 P: 17		R: 0 E: 0 K: 1 S: 11	H: 0 LOB: 1 BB: 1 P: 17	1B: 6 2B: 4 3B: 0 HR: 2	SF: 0 SAC: 0 DP: 1 HBP: 2	WP: 0 PB: 0 SB: 1 CS: 0	PA: 42				
PITCHER David Wells, L ERA: 4.13 Graeme Lloyd, L ERA: 3.29 Wade Boggs, R ERA:	IP	WLS	BF	H	R	ER	SO	BB	IBB	HBP	BLK	WP	HR	S	P	ERA	WHIP										
	3.0	L	23	10	11	11	3	3	0	1	0	0	0	36	53	2.25	0.500										
	1.0		4	0	0	0	1	1	0	0	0	0	0	11	17	0.00	1.000										

Batter	1	2	3	4	5	6	7	8	9	AB R H RBI BB SO LOB	TOP									
2 Derek Jeter, R OBP: 0.373, SLG: 0.395	G6-3		1B						K	5 1 2 0 0 2 1	New York Yankees @ Anaheim Angels Anaheim Stadium, Anaheim, CA Wed Aug 20 1997, 6:33 AM EDT Unknown - 88 F livebaseballscores.com									
Tim Lincecum, S OBP: 0.405, SLG: 0.416 Chad Curtis, R OBP: 0.380, SLG: 0.511	G3		1B						F8	4 1 1 0 0 1 2 0 0 0 0 1 0 0										
Bernie Williams, S OBP: 0.416, SLG: 0.526	2B		P6						K	5 1 1 0 0 1 4										
Tino Martinez, L OBP: 0.377, SLG: 0.606	1B		1B						G3	5 1 2 2 0 0 1										
Paul O'Neill, L OBP: 0.409, SLG: 0.536	1B		1B						K	4 0 2 2 0 2 0										
Darryl Strawberry, L OBP: 0.190, SLG: 0.056	L7		K						K	4 1 1 0 0 2 3										
Wade Boggs, L OBP: 0.367, SLG: 0.363	G6-3		FC3-6						G3	4 1 1 0 0 0 2										
20 Jorge Posada, S OBP: 0.341, SLG: 0.347	F7		G6-3						G6-3	4 1 1 3 0 0 0										
Rey Sanchez, R OBP: 0.298, SLG: 0.316	K		G4-3						P4	4 0 1 0 0 1 0										
Inning Stats	R: 2 E: 0 K: 0 S: 14	H: 3 LOB: 1 BB: 0 P: 23	R: 0 E: 0 K: 1 S: 7	H: 0 LOB: 0 BB: 0 P: 8	R: 2 E: 0 K: 1 S: 15	H: 4 LOB: 2 BB: 0 P: 23	R: 0 E: 0 K: 1 S: 12	H: 1 LOB: 1 BB: 0 P: 15	R: 0 E: 0 K: 2 S: 6	H: 0 LOB: 0 BB: 0 P: 9	R: 0 E: 0 K: 0 S: 8	H: 0 LOB: 0 BB: 0 P: 9	R: 0 E: 0 K: 0 S: 6	H: 0 LOB: 0 BB: 0 P: 7	R: 0 E: 0 K: 1 S: 12	H: 0 LOB: 1 BB: 1 P: 19	1B: 8 2B: 3 HR: 1	SF: 0 SAC: 0 DP: 0 HBP: 0	WP: 0 PB: 0 CS: 0	PA: 40
PITCHER	IP WLS BF H R ER SO BB IBB HBP BLK WP HR S P ERA WHIP											PITCHER	IP WLS BF H R ER SO BB IBB HBP BLK WP HR S P ERA WHIP							
Ken Hill, R ERA: 5.61	(1, 1) 5.0 L 26 11 7 7 4 0 0 0 0 0 1 61 91 12.60 2.200																			
Darrell May, L ERA: 4.36	(6, 1) 4.0 14 1 0 0 5 1 0 0 0 0 0 34 46 0.00 0.500																			

Batter	1	2	3	4	5	6	7	8	9	AB R H RBI BB SO LOB	BOTTOM											
Rickey Henderson, R OBP: 0.426, SLG: 0.382	P3		K						F9	4 1 1 2 1 1 0	New York Yankees @ Anaheim Angels Anaheim Stadium, Anaheim, CA Wed Aug 20 1997, 6:33 AM EDT Unknown - 88 F livebaseballscores.com											
Darin Erstad, L OBP: 0.394, SLG: 0.465	K		1B						G3-1	5 1 1 0 0 2 3												
Tim Salmon, R OBP: 0.408, SLG: 0.516	BB		K						F8	4 0 1 0 0 1 1												
Jim Edmonds, L OBP: 0.366, SLG: 0.505	1B		1B						G4-3	3 0 1 1 1 0 0												
16 Garret Anderson, L OBP: 0.335, SLG: 0.402	BB		1B						G4-3	4 0 0 0 0 0 3												
Todd Greene, R OBP: 0.328, SLG: 0.556 Chad Kreuter, S OBP: 0.322, SLG: 0.368	G2-3		G3						F7	4 0 0 0 0 0 3												
Luis Alicea, S OBP: 0.372, SLG: 0.389	K		G1-3						G4-3	2 0 0 0 0 1 0 1 0 0 0 1 0 0												
Jack Howell, L OBP: 0.323, SLG: 0.547	K		BB						BB	3 0 0 0 1 1 1												
Luis Alicea, S OBP: 0.372, SLG: 0.389	K		FC5						G6-3	3 0 0 0 1 1 1												
Luis Alicea, S OBP: 0.372, SLG: 0.389	WP		BB						P4	3 0 1 0 1 0 1												
Gary Disarcina, R OBP: 0.278, SLG: 0.331	G6-3		FC5						L4	4 1 1 0 0 0 4												
Inning Stats	R: 0 E: 0 K: 1 S: 18	H: 1 LOB: 2 BB: 1 P: 32	R: 0 E: 0 K: 2 S: 13	H: 1 LOB: 0 BB: 0 P: 18	R: 1 E: 0 K: 2 S: 12	H: 2 LOB: 1 BB: 0 P: 18	R: 0 E: 0 K: 1 S: 16	H: 0 LOB: 3 BB: 3 P: 31	R: 0 E: 0 K: 0 S: 5	H: 0 LOB: 0 BB: 0 P: 9	R: 0 E: 0 K: 0 S: 10	H: 0 LOB: 1 BB: 1 P: 17	R: 0 E: 0 K: 0 S: 10	H: 0 LOB: 0 BB: 0 P: 15	R: 0 E: 0 K: 0 S: 6	H: 0 LOB: 0 BB: 0 P: 9	R: 2 E: 0 K: 0 S: 11	H: 2 LOB: 0 BB: 0 P: 16	1B: 3 2B: 2 HR: 1	SF: 0 SAC: 0 DP: 0 HBP: 0	WP: 1 PB: 0 CS: 0	PA: 38
PITCHER	IP WLS BF H R ER SO BB IBB HBP BLK WP HR S P ERA WHIP											PITCHER	IP WLS BF H R ER SO BB IBB HBP BLK WP HR S P ERA WHIP									
Dwight Gooden, R ERA: 4.67	(1, 1) 6.0 W 27 4 1 1 6 5 0 0 0 0 0 74 125 1.50 1.500																					
Ramiro Mendoza, R ERA: 4.31	(7, 1) 3.0 S 11 2 2 2 0 0 0 0 0 0 0 1 27 40 6.00 0.667																					

Batter	1	2	3	4	5	6	7	8	9	AB	R	H	RBI	BB	SO	LOB	TOP									
2 Derek Jeter, R OBP: 0.375, SLG: 0.409	1-0 HR	1-1 E5 FC4-6 BB		1-0 E9 G3 1B		0-0 G3-1 2-3		3-2 HR 1-H 2-H		5	2	3	4	0	0	1										
Tim Lincecum, S OBP: 0.400, SLG: 0.407	1-0 F8	4-0 FC4-6 BB		0-2 G5-3		3-3 K		0-2 F9		4	0	0	0	1	1	2										
Bernie Williams, S OBP: 0.416, SLG: 0.524	2-1 2B	0-2 FC4-6 G5-4-3		2-1 G3			0-0 F8	0-0 1B		5	1	2	0	0	0	3										
Mike Stanley, R OBP: 0.400, SLG: 0.517	1-2 1B	1-0 G5-4-3		3-3 K			4-2 BB	1-0 F8		3	0	1	1	1	1	3										
Tino Martinez, L OBP: 0.376, SLG: 0.605	1-H 1B	1-2 2B								1	0	0	0	0	0	1										
Paul O'Neill, L OBP: 0.407, SLG: 0.532	2-2 P2		1-2 FC6-4 1B		1-0 L4		2-3 K		1-0 L7	5	0	1	0	0	1	2										
Charlie Hayes, R OBP: 0.346, SLG: 0.443	0-1 1B		1-1 FC6-4 G6-3 HBP 1-2		3-2 P4		2-2 F9		0-0 P4	5	0	1	0	0	0	2										
Chad Curtis, R OBP: 0.384, SLG: 0.507		4-2 2B HR BB	2-2 G6-3 HBP		2-2 F8			0-1 E5 FC1-5 1B	2-2 HBP	2	1	0	0	1	0	0										
Joe Girardi, R OBP: 0.313, SLG: 0.333	1-2 HR 2B	1-2 HR 2B	1-2 G6-3		0-0 G3-1 SH1-3 1B		0-2 FC1-5 1B	0-0 G6-3		5	2	3	0	0	0	3										
Rey Sanchez, R OBP: 0.299, SLG: 0.330		0-0 HR	2-3 K		2-0 SH1-3		0-1 FC1-5 2 HR			3	2	1	3	0	1	4										
Inning Stats	R: 2 E: 0 K: 0 S: 13	H: 4 LOB: 2 BB: 0 P: 20	R: 3 E: 1 K: 0 S: 13	H: 2 LOB: 1 BB: 2 P: 24	R: 0 E: 0 K: 1 S: 14	H: 1 LOB: 2 BB: 0 P: 21	R: 0 E: 1 K: 1 S: 11	H: 1 LOB: 1 BB: 0 P: 17	R: 0 E: 0 K: 0 S: 9	H: 0 LOB: 0 BB: 0 P: 15	R: 0 E: 0 K: 1 S: 6	H: 1 LOB: 1 BB: 0 P: 11	R: 0 E: 0 K: 1 S: 11	H: 0 LOB: 1 BB: 1 P: 19	R: 3 E: 1 K: 0 S: 16	H: 3 LOB: 1 BB: 0 P: 20	R: 0 E: 0 K: 0 S: 5	H: 0 LOB: 1 BB: 0 P: 8	1B: 7 2B: 2 3B: 0 HR: 3	SF: 0 SAC: 1 DP: 1 HBP: 2	WP: 0 PB: 0 SB: 0 CS: 0	PA: 44				
PITCHER	IP	WLS	BF	H	R	ER	SO	BB	IBB	HBP	BLK	WP	HR	S	P	ERA	WHIP									
Mark Langston, L ERA: 3.85	(1, 1)	1.0	L	11	6	5	5	0	2	0	0	0	0	2	22	39	45.00	8.000								
Shigetoshi Hasegawa, R ERA: 3.96	(2, 1)	6.2		28	6	3	2	4	1	0	1	0	0	1	70	106	2.70	1.050								
Mike Holtz, L ERA: 1.64	(8, 1)	0.2		2	0	0	0	0	0	0	0	0	0	2	4	0.00	0.000									
Mike James, R ERA: 4.98	(9, 1)	0.2		3	0	0	0	0	0	0	1	0	0	0	4	6	0.00	0.000								

New York Yankees @ Anaheim Angels
Anaheim Stadium, Anaheim, CA
Wed Aug 20 1997, 10:05 PM EDT
Att: 32,343 - Unknown - 80 F

AB 38
R 8
H 12
RBI 8
BB 3
SO 4
LOB 21



Batter	1	2	3	4	5	6	7	8	9	AB	R	H	RBI	BB	SO	LOB	BOTTOM								
Rickey Henderson, R OBP: 0.422, SLG: 0.377	2-3 K		2-3 K		2-3 K		3-3 K			4	0	0	0	0	4	3									
Darin Erstad, L OBP: 0.385, SLG: 0.466	4-1 1B BB		1-2 F8		0-2 L8		0-2 HR 2B			3	1	1	0	1	0	0									
Dave Hollins, S OBP: 0.371, SLG: 0.434	0-0 G4-6-3 1B			0-0 E1 16 G3 BLK 1B		2-3 K		0-0 G3		4	1	2	0	0	1	1									
Tim Salmon, R OBP: 0.407, SLG: 0.520	0-0 G4-6-3			2-3 K		1-2 G4-3		2-1 HR		4	1	1	2	0	1	3									
16 Garret Anderson, L OBP: 0.334, SLG: 0.403		1-0 F7		1-1 G3		1-2 BLK G3 2B		2-3 K		4	1	1	0	0	1	1									
Jim Edmonds, L OBP: 0.385, SLG: 0.510		1-0 HR		2-2 G3-1		3-3 K		1-1 G1-3		4	1	1	1	0	1	1									
Chad Kreuter, S OBP: 0.316, SLG: 0.359		0-0 G4-3		3-H		0-0 G3		0-1 G4-3		4	0	0	1	0	1	0									
Luis Alicea, S OBP: 0.371, SLG: 0.387		2-3 K		1-0 G4-3		3-H 1B		0-1 L3		4	0	1	0	0	1	0									
Gary Disarcina, R OBP: 0.280, SLG: 0.335			2-2 F8		0-0 2B		0-1 1B		1-1 L1-6-3	4	0	2	0	0	0	0									
Inning Stats	R: 0 E: 0 K: 1 S: 6	H: 1 LOB: 1 BB: 1 P: 12	R: 1 E: 0 K: 1 S: 6	H: 1 LOB: 0 BB: 0 P: 10	R: 0 E: 0 K: 1 S: 13	H: 0 LOB: 0 BB: 0 P: 18	R: 1 E: 1 K: 1 S: 11	H: 1 LOB: 0 BB: 0 P: 16	R: 0 E: 0 K: 2 S: 8	H: 1 LOB: 1 BB: 0 P: 13	R: 0 E: 0 K: 1 S: 10	H: 0 LOB: 0 BB: 0 P: 13	R: 1 E: 0 K: 2 S: 14	H: 3 LOB: 2 BB: 0 P: 21	R: 2 E: 0 K: 1 S: 11	H: 2 LOB: 0 BB: 0 P: 16	R: 0 E: 0 K: 0 S: 6	H: 0 LOB: 0 BB: 0 P: 7	1B: 4 2B: 3 3B: 0 HR: 2	SF: 0 SAC: 0 DP: 1 HBP: 0	WP: 0 PB: 0 SB: 0 CS: 0	PA: 36			
PITCHER	IP	WLS	BF	H	R	ER	SO	BB	IBB	HBP	BLK	WP	HR	S	P	ERA	WHIP								
Hideki Irabu, R ERA: 6.4	(1, 1)	6.2	W	27	7	3	2	8	1	0	0	0	2	65	97	2.70	1.200								
Jeff Nelson, R ERA: 2.79	(7, 1)	0.2		4	2	2	2	1	0	0	0	0	1	9	14	27.00	3.000								
Mike Stanton, L ERA: 2.68	(8, 1)	0.2		2	0	0	0	1	0	0	0	0	0	5	8	0.00	0.000								
42 Mariano Rivera, R ERA: 1.73	(9, 1)	1.0	S	3	0	0	0	0	0	0	0	0	0	6	7	0.00	0.000								

New York Yankees @ Anaheim Angels
Anaheim Stadium, Anaheim, CA
Wed Aug 20 1997, 10:05 PM EDT
Att: 32,343 - Unknown - 80 F

AB 35
R 5
H 9
RBI 4
BB 1
SO 10
LOB 9



Batter	1	2	3	4	5	6	7	8	9	10	11	12	AB	R	H	RBI	BB	SO	LOB	TOP				
2 Derek Jeter, R OBP: 0.377, SLG: 0.412	1-1 G5-3		0-0 E		1-3 K			0-1 CS 1B		2-1 F8		0-1 1-2 3-H 1B	6	1	3	1	0	1	1					
Wade Boggs, L OBP: 0.363, SLG: 0.358 Charlie Hayes, R OBP: 0.344, SLG: 0.440	2-1 F8		1-0 E3			1-1 G6-3		3-2 G6-3 1-2		0-0 G4-3		1-2 G6-3	4	0	0	0	0	0	1					
Bernie Williams, S OBP: 0.416, SLG: 0.529	0-0 HR		1-0 P6			0-0 P5			4-2 2B BB		0-3 K		4	1	1	1	1	1	1					
Tino Martinez, L OBP: 0.378, SLG: 0.613	0-2 P6				0-0 F8		1-2 1B		3-0 1-3 2B		1-1 HR		5	1	3	1	0	0	0					
Paul O'Neill, L OBP: 0.403, SLG: 0.526		0-0 L7		1-1 G1-3		1-1 G3			0-0 G4-3		0-2 G5-3		5	0	0	0	0	0	3					
Darryl Strawberry, L OBP: 0.197, SLG: 0.548 Mike Stanley, R OBP: 0.356, SLG: 0.513	2-0 P4		1-0 G4-3				1-1 F7		0-3 K		1-2 F9		3	0	0	0	0	0	0					
Chad Curtis, R OBP: 0.381, SLG: 0.498	0-1 F7				1-1 P3		1-1 CS HBP		1-0 P4		2-2 G4-3		4	0	0	0	0	0	2					
Joe Girardi, R OBP: 0.312, SLG: 0.331		2-0 G5-3		0-0 G5-3			1-3 K			0-0 G6-3		0-1 1B 2B 1B	5	1	1	0	0	1	1					
Rey Sanchez, R OBP: 0.301, SLG: 0.336			0-0 L9					3-2 G5-3		2-3 K		3-2 1B 2B 1B	5	0	2	0	0	1	0					
Inning Stats	R: 1 E: 0 K: 0 S: 9	H: 1 LOB: 0 BB: 12	R: 0 E: 0 K: 0 S: 4	H: 0 LOB: 0 BB: 6	R: 1 E: 1 K: 0 S: 5	H: 1 LOB: 1 BB: 9	R: 0 E: 0 K: 0 S: 4	H: 0 LOB: 0 BB: 6	R: 0 E: 0 K: 1 S: 7	H: 1 LOB: 1 BB: 9	R: 0 E: 0 K: 1 S: 6	H: 0 LOB: 0 BB: 11	R: 0 E: 0 K: 1 S: 8	H: 1 LOB: 2 BB: 16	R: 0 E: 0 K: 1 S: 9	H: 1 LOB: 0 BB: 0 P: 10	R: 1 E: 0 K: 0 S: 19	H: 3 LOB: 2 BB: 26	1B: 5 2B: 3 3B: 0 HR: 2	SF: 0 SAC: 0 DP: 0 HBP: 1	WP: 0 PB: 0 SB: 0 CS: 2	PA: 47		
PITCHER	IP WLS BF H R ER SO BB IBB HBP BLK WP HR S P ERA WHIP	Dennis Springer, R ERA: 4.83	8.0 0.1 2 1 0 0 2 1 0 0 0 0 0 0 2 5 1.12 0.750	Mike Holtz, L ERA: 1.62	0.1 2 1 0 0 0 0 0 0 0 0 0 0 0 2 5 0.00 3.000	Troy Percival, R ERA: 4.05	1.2 5 0 0 0 2 0 0 0 0 0 0 0 0 10 15 0.00 0.000	Darrell May, L ERA: 4.5	1.0 4 1 1 1 1 0 0 0 0 0 0 0 0 1 9 10 9.00 1.000	Pep Harris, R ERA: 4.1	1.0 L 6 3 1 1 0 0 0 0 0 0 0 0 19 26 9.00 3.000	PITCHER	IP WLS BF H R ER SO BB IBB HBP BLK WP HR S P ERA WHIP											

New York Yankees @ Anaheim Angels
Anaheim Stadium, Anaheim, CA
Thu Aug 21 1997, 10:05 PM EDT
Att. 27,102 - Unknown - 75 F

AB 45
R 4
H 10
RBI 3
BB 1
SO 5
LOB 13



Batter	1	2	3	4	5	6	7	8	9	10	11	12	AB	R	H	RBI	BB	SO	LOB	BOTTOM						
Rickey Henderson, R OBP: 0.423, SLG: 0.593 Orlando Palmeiro, L OBP: 0.303, SLG: 0.252	1-2 G6-3		0-0 G4-6-3 1-2			3-2 S 2B		4-2 CS BB		0-1 SH2-3		4-2 BB BB	3	0	1	0	1	0	1							
Tony Phillips, S OBP: 0.386, SLG: 0.400	2-2 1B 2B			0-2 F8		4-2 BB		1-2 CS 1-2		0-0 1B 1B		4-1 BB BB	3	2	2	0	3	0	0							
Darin Erstad, L OBP: 0.364, SLG: 0.465	3-2 G5-4-3 2-H 1B			0-3 K		0-3 K		2-3 K		1-1 16 FC3-6 1B 1-3 1B		2-2 F9	6	0	2	1	0	2	6							
Tim Salmon, R OBP: 0.404, SLG: 0.518	0-0 G5-4-3 1-2			2-3 K			1-0 2B		1-3 K		0-3 K	2-2 G6-3	6	0	1	0	0	3	5							
Dave Hollins, S OBP: 0.371, SLG: 0.436			1-3 K			1-3 K		1-3 K		0-0 16 FC3-6 1B 1-2 3-H		1-2 2B 2B	5	1	2	1	0	3	1							
16 Garret Anderson, L OBP: 0.333, SLG: 0.401		1-1 G4-3		0-1 G6-4-3 1B		0-1 L6		1-1 L6		3-1 FC3-6		1-3 K	5	0	1	0	0	1	4							
Chad Kreuter, S OBP: 0.316, SLG: 0.355 Jim Edmonds, L OBP: 0.364, SLG: 0.509 Chris Turner, R OBP: 1.000, SLG: 2.000	4-2 CS BB			0-0 G6-4-3 1-2		0-3 K		0-3 K		0-1 F9		1-0 1B 2B	2	0	0	0	1	1	2							
Craig Grebeck, R OBP: 0.368, SLG: 0.381	1-0 CS		4-2 G4-6-3 BB			1-1 G6-3		3-2 F9		1-1 G5-3		3-2 1B 2B	4	0	1	0	1	0	0							
Gary Disarcina, R OBP: 0.279, SLG: 0.333			1-1 P6			0-0 F7		1-1 G6-3		1-1 SH2-3 1B		0-2 G4-3	5	0	1	0	0	0	1							
Inning Stats	R: 1 E: 0 K: 0 S: 10	H: 2 LOB: 0 BB: 16	R: 0 E: 0 K: 1 S: 7	H: 0 LOB: 0 BB: 14	R: 0 E: 0 K: 1 S: 7	H: 0 LOB: 0 BB: 12	R: 0 E: 0 K: 2 S: 10	H: 0 LOB: 0 BB: 12	R: 0 E: 0 K: 1 S: 6	H: 1 LOB: 0 BB: 7	R: 0 E: 0 K: 1 S: 13	H: 1 LOB: 1 BB: 21	R: 0 E: 0 K: 2 S: 11	H: 0 LOB: 1 BB: 20	R: 1 E: 0 K: 1 S: 11	H: 3 LOB: 2 BB: 16	R: 0 E: 0 K: 0 S: 8	H: 1 LOB: 2 BB: 15	R: 1 E: 0 K: 0 S: 14	H: 3 LOB: 2 BB: 20	R: 0 E: 0 K: 0 S: 12	H: 0 LOB: 2 BB: 24	1B: 7 2B: 5 3B: 0 HR: 0	SF: 0 SAC: 1 DP: 3 HBP: 0	WP: 0 PB: 0 SB: 1 CS: 2	PA: 51
PITCHER	IP WLS BF H R ER SO BB IBB HBP BLK WP HR S P ERA WHIP	Andy Pettitte, L ERA: 3.08	8.0 1.0 6 3 1 1 1 4 0 0 0 0 0 0 11 16 1.12 1.125	42 Mariano Rivera, R ERA: 1.85	1.0 W 14 4 1 1 2 2 1 0 0 0 0 0 31 54 3.38 2.250	Mike Stanton, L ERA: 2.72	2.2 W 14 4 1 1 2 2 1 0 0 0 0 0 11 54 3.38 2.250	Jeff Nelson, R ERA: 2.74	0.1 S 1 0 0 0 0 0 0 0 0 0 0 0 3 5 0.00 0.000	PITCHER	IP WLS BF H R ER SO BB IBB HBP BLK WP HR S P ERA WHIP															

New York Yankees @ Anaheim Angels
Anaheim Stadium, Anaheim, CA
Thu Aug 21 1997, 10:05 PM EDT
Att. 27,102 - Unknown - 75 F

AB 41
R 3
H 12
RBI 3
BB 7
SO 10
LOB 22



Batter	1	2	3	4	5	6	7	8	9	AB	R	H	RBI	BB	SO	LOB	TOP											
Nomar Garciaparra, R OBP: 0.355, SLG: 0.542	1-3 K		0-0 F9			0-0 G6-4-3 1B		1-2 HR		4	1	2	1	0	1	0												
John Valentin, R OBP: 0.378, SLG: 0.508	2-2 1B		0-3 K			0-1 G6-4-3 1-2		1-0 F7		4	0	1	0	0	1	1												
Mo Vaughn, L OBP: 0.435, SLG: 0.575	2-3 K			2-3 K		1-1 1B		1-1 F5		4	0	1	0	0	2	1												
18 Reggie Jefferson, S OBP: 0.389, SLG: 0.525	2-2 1B			0-0 F6		3-1 F9		2-2 G6-4-3 HBP		3	0	1	0	0	0	1												
Wil Cordero, R OBP: 0.317, SLG: 0.440	3-3 K			0-0 G6-3			0-2 L9	2-0 G6-4-3 1-2		4	0	0	0	0	1	3												
Troy O'Leary, L OBP: 0.365, SLG: 0.501		0-3 K			1-0 L9		1-1 1B	0-0 G6-3		4	0	1	0	0	1	0												
Scott Hatteberg, L OBP: 0.355, SLG: 0.422		4-2 G1-6-3 BB			1-1 2B		1-2 F9			2	0	1	0	1	0	1												
Jeff Frye, R OBP: 0.349, SLG: 0.422		1-1 G1-6-3 1-2			1-2 G5-3		0-1 F9			3	0	0	0	0	0	3												
Jesus Tavarez, S OBP: 0.226, SLG: 0.263			0-0 G4-3		2-1 P6			0-2 F7		3	0	0	0	0	0	1												
Inning Stats	R: 0 E: 0 K: 3 S: 18	H: 2 LOB: 2 BB: 0 P: 28	R: 0 E: 0 K: 1 S: 8	H: 0 LOB: 0 BB: 1 P: 13	R: 0 E: 0 K: 1 S: 5	H: 0 LOB: 0 BB: 0 P: 5	R: 0 E: 0 K: 1 S: 5	H: 0 LOB: 0 BB: 0 P: 7	R: 0 E: 0 K: 0 S: 10	H: 1 LOB: 1 BB: 0 P: 15	R: 0 E: 0 K: 0 S: 7	H: 2 LOB: 1 BB: 0 P: 11	R: 0 E: 0 K: 0 S: 10	H: 1 LOB: 1 BB: 0 P: 12	R: 1 E: 0 K: 0 S: 9	H: 1 LOB: 0 BB: 0 P: 12	R: 0 E: 0 K: 0 S: 5	H: 0 LOB: 0 BB: 0 P: 9	1B: 5 2B: 1 3B: 0 HR: 1	SF: 0 SAC: 0 DP: 3 HBP: 1	WP: 0 PB: 0 SB: 0 CS: 0	PA: 33						
PITCHER	IP	WLS	BF	H	R	ER	SO	BB	IBB	HBP	BLK	WP	HR	S	P	ERA	WHIP											
Jason Dickson, R ERA: 3.72	(1, 1)	8.0	W	30	7	1	1	6	1	0	0	0	0	1	72	103	1.12	1.000										
Greg Cadaret, L ERA: 1.8	(9, 1)	1.0		3	0	0	0	0	0	0	1	0	0	0	5	9	0.00	0.000										

Boston Red Sox @ Anaheim Angels
Anaheim Stadium, Anaheim, CA
Sat Aug 23 1997, 6:33 AM EDT
Att: 20,994 - Sunny - 85 F

AB 31
R 1
H 7
RBI 1
BB 1
SO 6
LOB 11



Batter	1	2	3	4	5	6	7	8	9	AB	R	H	RBI	BB	SO	LOB	BOTTOM											
Rickey Henderson, R OBP: 0.422, SLG: 0.375	4-2 G6-3 WP BB	0-2 G6-4-3 1-2		1-0 FC1-6 F8 1-2		0-0 F8		0-0 1B		4	1	1	0	1	0	2												
Tony Phillips, S OBP: 0.395, SLG: 0.400	2-2 G6-3 1-3		3-2 F7	3-1 F8		0-3 K		1-0 1B		5	0	1	1	0	1	2												
Darin Erstad, L OBP: 0.363, SLG: 0.462	2-3 K HR		3-1 G3 1B	1-0 G3-1			0-2 G3-1	3-H 2-3 K		5	2	1	0	0	2	3												
Tim Salmon, R OBP: 0.406, SLG: 0.523	2-1 HR		2-2 G3		3-2 E 1B		0-2 P4			4	1	2	2	0	0	1												
16 Garret Anderson, L OBP: 0.333, SLG: 0.404	0-1 2B		4-1 1B BB		0-2 F7		3-2 F7			3	0	1	0	1	0	1												
Dave Hollins, S OBP: 0.371, SLG: 0.437	1-1 L7		1-1 BB 1B		0-0 E3			3-3 K		4	0	1	1	0	1	2												
Jim Edmonds, L OBP: 0.364, SLG: 0.506	0-0 G4-3		1-3 1B	4-1 FC6-4 BB		0-3 K		1-0 1B 2B		3	1	1	0	1	1	3												
Chad Kreuter, S OBP: 0.313, SLG: 0.347		0-0 P6	0-1 FC6-4 1-2		2-2 F7			1-1 F7		4	0	0	0	0	0	6												
Gary Disarcina, R OBP: 0.283, SLG: 0.336		1-1 G6-4-3 1B		0-2 FC1-6 1B		0-0 P9		1-1 1B 1B		4	1	3	1	0	0	0												
Inning Stats	R: 3 E: 0 K: 1 S: 19	H: 2 LOB: 1 BB: 1 P: 29	R: 0 E: 0 K: 0 S: 6	H: 1 LOB: 0 BB: 0 P: 7	R: 1 E: 0 K: 0 S: 14	H: 2 LOB: 3 BB: 2 P: 31	R: 0 E: 1 K: 0 S: 7	H: 1 LOB: 1 BB: 0 P: 12	R: 0 E: 1 K: 1 S: 16	H: 1 LOB: 2 BB: 0 P: 21	R: 0 E: 0 K: 1 S: 5	H: 0 LOB: 0 BB: 0 P: 5	R: 0 E: 0 K: 0 S: 12	H: 0 LOB: 0 BB: 0 P: 15	R: 2 E: 0 K: 2 S: 14	H: 4 LOB: 2 BB: 0 P: 23	R: 0 E: 0 K: 0 S: 5	H: 0 LOB: 0 BB: 0 P: 9	1B: 8 2B: 2 3B: 0 HR: 1	SF: 0 SAC: 0 DP: 1 HBP: 0	WP: 1 PB: 0 SB: 3 CS: 0	PA: 39						
PITCHER	IP	WLS	BF	H	R	ER	SO	BB	IBB	HBP	BLK	WP	HR	S	P	ERA	WHIP											
Aaron Sele, R ERA: 5.9	(1, 1)	4.0	L	21	6	4	4	1	3	0	0	0	0	0	33	41	9.00	2.250										
John Waddell, R ERA: 4.29	(5, 1)	3.0		11	1	0	0	2	0	0	0	0	0	0	33	41	0.00	0.333										
Tom Gordon, R ERA: 3.66	(8, 1)	1.0		7	4	2	2	2	0	0	0	0	0	0	14	23	18.00	4.000										

Boston Red Sox @ Anaheim Angels
Anaheim Stadium, Anaheim, CA
Sat Aug 23 1997, 6:33 AM EDT
Att: 20,994 - Sunny - 85 F

AB 36
R 6
H 11
RBI 5
BB 3
SO 5
LOB 20



Batter	1	2	3	4	5	6	7	8	9	AB R H RBI BB SO LOB	TOP											
Brian Giles, L OBP: 0.368, SLG: 0.480	F7		L9-3 BB			F8	G1-3		P4	4 0 0 0 1 0 0	Cleveland Indians @ Anaheim Angels Anaheim Stadium, Anaheim, CA Tue Aug 26 1997, 10:05 PM EDT Att: 21,012 - Unknown - 84 F											
Omar Vizquel, S OBP: 0.346, SLG: 0.368	F8		L9-3			P2	G3		F7	5 0 0 0 0 0 1												
Manny Ramirez, R OBP: 0.418, SLG: 0.545	F9				F9	1B BB	E3		K	4 1 0 0 1 1 0												
Jim Thome, L OBP: 0.434, SLG: 0.611		HR 2B				1B BB E 1B	K			3 2 2 0 1 1 1												
David Justice, L OBP: 0.437, SLG: 0.641		2H HR			F8	E 1B BB		L9		3 2 1 2 1 0 1												
Matt Williams, R OBP: 0.292, SLG: 0.467	F8				F9	E5 1B		FC6-4 1B HBP		3 1 1 1 0 0 1												
Sandy Alomar Jr., R OBP: 0.397, SLG: 0.536	F9				P4	1B CS HBP		FC6-4 1B		3 0 1 0 0 0 0												
Tony Fernandez, S OBP: 0.315, SLG: 0.405	F9				G5-3	1-3 2-H 3-H 1B		FC6-4		4 0 1 2 0 0 2												
Marquis Grissom, R OBP: 0.309, SLG: 0.379			F9		F9	CS 3-H	HR	F8		4 1 1 1 0 0 2												
Inning Stats	R: 0 E: 0 K: 0 S: 7	H: 0 LOB: 0 BB: 0 P: 13	R: 2 E: 0 K: 0 S: 9	H: 2 LOB: 0 BB: 0 P: 15	R: 0 E: 0 K: 0 S: 5	H: 0 LOB: 1 BB: 1 P: 13	R: 0 E: 0 K: 0 S: 4	H: 0 LOB: 1 BB: 1 P: 11	R: 0 E: 0 K: 0 S: 5	H: 0 LOB: 0 BB: 0 P: 6	R: 4 E: 1 K: 0 S: 15	H: 3 LOB: 1 BB: 2 P: 30	R: 1 E: 1 K: 1 S: 15	H: 1 LOB: 0 BB: 0 P: 24	R: 0 E: 0 K: 0 S: 8	H: 1 LOB: 2 BB: 0 P: 13	R: 0 E: 0 K: 1 S: 11	H: 0 LOB: 0 BB: 0 P: 18	1B: 4 2B: 2 3B: 0 HR: 2	SF: 0 SAC: 0 DP: 1 HBP: 2	WP: 0 PB: 0 SB: 0 CS: 1	PA: 40
PITCHER	IP WLS BF H R ER SO BB IBB HBP BLK WP HR S P ERA WHIP											PITCHER	IP WLS BF H R ER SO BB IBB HBP BLK WP HR S P ERA WHIP									
Dennis Springer, R ERA: 5.04	(1, 1) 6.0 27 6 7 7 0 4 0 0 0 0 0 2 47 93 10.50 1.667																					
Mike Holtz, L ERA: 1.72	(7, 1) 1.1 5 0 0 0 1 0 0 0 0 0 0 0 16 24 0.00 0.000																					
Mike James, R ERA: 4.68	(8, 1) 0.2 4 1 0 0 0 0 0 0 1 0 0 0 5 8 0.00 1.500																					
Darrell May, L ERA: 4.29	(9, 1) 1.0 W 3 0 0 0 1 0 0 0 0 0 0 0 11 18 0.00 0.000																					

AB	33
R	7
H	7
RBI	6
BB	4
SO	2
LOB	8




Batter	1	2	3	4	5	6	7	8	9	AB R H RBI BB SO LOB	BOTTOM											
Rickey Henderson, R OBP: 0.420, SLG: 0.372	F8		CS 1B			F8	K		E SF3 BB	4 1 1 0 1 1 0	Cleveland Indians @ Anaheim Angels Anaheim Stadium, Anaheim, CA Tue Aug 26 1997, 10:05 PM EDT Att: 21,012 - Unknown - 84 F											
Tony Phillips, S OBP: 0.394, SLG: 0.398	G6-3		CS 1B			F7	K		IBB IBB	4 0 1 1 1 1 0												
Darin Erstad, L OBP: 0.366, SLG: 0.469	S BB		CS 1B		16 HR 2B	G6-3	HR		IBB	3 2 2 1 2 0 0												
Tim Salmon, R OBP: 0.405, SLG: 0.526	K				16 HR 1B	HR	K		SF3	4 2 2 2 0 2 1												
16 Garret Anderson, L OBP: 0.334, SLG: 0.409		G4-3			1-H 2-H HR	1B FC4-6 1B		FC4-6 1B		4 2 3 3 0 0 0												
Dave Hollins, S OBP: 0.369, SLG: 0.440	K				F9	FC4-6 1B		K		4 0 1 0 0 2 1												
Jim Edmonds, L OBP: 0.360, SLG: 0.499	K				F4	FC4-6		F9		4 0 0 1 0 1 2												
Chad Kreuter, S OBP: 0.312, SLG: 0.341			F8			K		FC4-6		3 0 0 0 1 1 2												
Gary Disarcina, R OBP: 0.281, SLG: 0.333			1B 1B		F8	G5-3		G4-3		4 1 1 0 0 0 2												
Inning Stats	R: 0 E: 0 K: 1 S: 8	H: 0 LOB: 1 BB: 1 P: 15	R: 0 E: 0 K: 2 S: 10	H: 0 LOB: 0 BB: 0 P: 15	R: 1 E: 0 K: 0 S: 12	H: 3 LOB: 0 BB: 0 P: 20	R: 3 E: 0 K: 0 S: 12	H: 3 LOB: 1 BB: 1 P: 23	R: 0 E: 0 K: 0 S: 6	H: 0 LOB: 0 BB: 0 P: 7	R: 2 E: 0 K: 1 S: 10	H: 3 LOB: 1 BB: 0 P: 17	R: 1 E: 0 K: 3 S: 13	H: 1 LOB: 0 BB: 0 P: 18	R: 0 E: 0 K: 1 S: 15	H: 1 LOB: 1 BB: 0 P: 20	R: 1 E: 0 K: 0 S: 8	H: 0 LOB: 2 BB: 3 P: 22	1B: 7 2B: 1 3B: 0 HR: 3	SF: 1 SAC: 0 DP: 0 HBP: 0	WP: 0 PB: 0 SB: 2 CS: 2	PA: 41
PITCHER	IP WLS BF H R ER SO BB IBB HBP BLK WP HR S P ERA WHIP											PITCHER	IP WLS BF H R ER SO BB IBB HBP BLK WP HR S P ERA WHIP									
Charles Nagy, R ERA: 4.24	(1, 1) 6.0 27 9 6 6 4 2 0 0 0 0 0 1 10 14 13.50 1.500																					
Jason Jacome, L ERA: 5.82	(7, 1) 0.2 3 1 1 1 2 0 0 0 0 0 0 1 10 14 13.50 1.500																					
Michael Jackson, R ERA: 0.14	(7, 1) 0.1 1 0 0 0 1 0 0 0 0 0 0 0 3 4 0.00 0.000																					
Paul Assenmacher, L ERA: 3.03	(8, 1) 1.0 4 1 0 0 1 0 0 0 0 0 0 0 15 20 0.00 1.000																					
Eric Plunk, R ERA: 5.1	(9, 1) 0.2 L 5 0 1 1 0 1 2 0 0 0 0 0 8 22 13.50 1.500																					

AB	34
R	8
H	11
RBI	8
BB	5
SO	8
LOB	8



Batter	1	2	3	4	5	6	7	8	9	AB	R	H	RBI	BB	SO	LOB	TOP																
Omar Vizquel, S OBP: 0.349, SLG: 0.369 (1, 6)										5	2	2	0	0	0	1	Cleveland Indians @ Anaheim Angels Anaheim Stadium, Anaheim, CA Wed Aug 27 1997, 10:05 PM EDT Att: 20,140 - Unknown - 80 F																
Kevin Seitzer, R OBP: 0.311, SLG: 0.345 (1, 3)										5	2	1	0	0	0	2																	
Manny Ramirez, R OBP: 0.418, SLG: 0.543 (1, 9)										4	1	1	0	1	3	3																	
Matt Williams, R OBP: 0.293, SLG: 0.476 Jeff Manto, R OBP: 0.200, SLG: 0.300 (8, PH) (8, 5)										4	1	2	6	0	0	0		1															
David Justice, L OBP: 0.436, SLG: 0.638 (1, 10)										5	0	2	0	0	0	1																	
Sandy Alomar Jr., R OBP: 0.361, SLG: 0.538 Pat Borders, R OBP: 0.358, SLG: 0.443 (1, 2) (8, 2)										4	1	3	0	0	0	0		0															
Tony Fernandez, S OBP: 0.317, SLG: 0.403 (1, 4)										4	1	1	0	1	0	2																	
Bruce Aven, R OBP: 0.200, SLG: 0.200 (1, 7)										5	1	1	0	0	2	6																	
Marquis Grissom, R OBP: 0.312, SLG: 0.385 (1, 8)										3	1	1	4	2	0	5																	
Inning Stats	R: 0 E: 0 K: 1 S: 7	H: 0 LOB: 0 BB: 12	R: 0 E: 0 K: 0 S: 4	H: 0 LOB: 0 BB: 5	R: 0 E: 0 K: 1 S: 5	H: 9 LOB: 1 BB: 13	R: 0 E: 0 K: 1 S: 8	H: 1 LOB: 0 BB: 11	R: 0 E: 0 K: 1 S: 13	H: 2 LOB: 3 BB: 31	R: 0 E: 0 K: 1 S: 11	H: 1 LOB: 1 BB: 0	R: 0 E: 0 K: 0 S: 22	H: 2 LOB: 2 BB: 30	1B: 12 2B: 1 3B: 0 HR: 2	SF: 0 SAC: 0 DP: 1 HBP: 0		WP: 1 PB: 0 SB: 0 CS: 1	PA: 46														
PITCHER	IP WLS BF H R ER SO BB IBB HBP BLK WP HR S P ERA WHIP																																
Allen Watson, L ERA: 4.82 Shigetoshi Hasegawa, R ERA: 3.86 Greg Cadaret, L ERA: 1.5 Pep Harris, R ERA: 4.03 Darrell May, L ERA: 4.21	(1, 1) (4, 1) (7, 1) (8, 1) (9, 1)	3.2 2.1 1.0 1.0 0.2	L 11 6 4 4	19 2 2 1 2	8 2 0 0 0	8 2 0 0 0	7 1 0 0 0	3 1 0 1 0	0 2 0 0 0	0 0 1 0 0	0 2 0 0 0	40 30 21 15 19	66 49 31 15 25	17.18 0.00 0.00 0.00 0.00	2.455 1.714 3.000 1.000 3.000																		
Troy Percival, R ERA: 3.98 (9, 1)	0.1	1	0	0	0	0	0	0	0	0	0	0	0	0	0	0	0.00	0.000															

Batter	1	2	3	4	5	6	7	8	9	AB	R	H	RBI	BB	SO	LOB	BOTTOM													
Rickey Henderson, R OBP: 0.419, SLG: 0.374 (1, 10)										4	0	1	1	0	2	1	Cleveland Indians @ Anaheim Angels Anaheim Stadium, Anaheim, CA Wed Aug 27 1997, 10:05 PM EDT Att: 20,140 - Unknown - 80 F													
Tony Phillips, S OBP: 0.393, SLG: 0.399 (1, 4)										4	1	1	0	0	0	1														
Darin Erstad, L OBP: 0.366, SLG: 0.470 Jack Howell, L OBP: 0.328, SLG: 0.576 (1, 3) (7, 3)										3	0	1	1	0	0	0														
Tim Salmon, R OBP: 0.402, SLG: 0.521 (1, 9)										4	0	0	0	0	1	1														
16 Garret Anderson, L OBP: 0.331, SLG: 0.406 (1, 7)										4	0	0	0	0	1	2														
Dave Hollins, S OBP: 0.369, SLG: 0.438 Luis Alicea, S OBP: 0.370, SLG: 0.386 (1, 5) (7, 5)										2	1	0	0	1	0	1														
Jim Edmonds, L OBP: 0.357, SLG: 0.494 (1, 8)										4	0	0	0	0	1	1														
Chad Kreuter, S OBP: 0.307, SLG: 0.335 7 Angelo Encarnacion, R (8, 2)										3	0	0	0	0	0	1														
Gary Disarcina, R OBP: 0.282, SLG: 0.334 Craig Grebeck, R OBP: 0.372, SLG: 0.381 (1, 6) (7, PH) (8, 6)										2	1	1	1	0	0	0														
Inning Stats	R: 1 E: 0 K: 1 S: 11	H: 2 LOB: 1 BB: 0 P: 16	R: 2 E: 0 K: 0 S: 8	H: 2 LOB: 1 BB: 1 P: 17	R: 0 E: 0 K: 0 S: 5	H: 0 LOB: 0 BB: 0 P: 7	R: 0 E: 0 K: 1 S: 8	H: 0 LOB: 0 BB: 0 P: 14	R: 0 E: 1 K: 0 S: 8	H: 0 LOB: 1 BB: 1 P: 10	R: 0 E: 0 K: 2 S: 11	H: 0 LOB: 1 BB: 1 P: 18	R: 1 E: 0 K: 1 S: 9	H: 1 LOB: 0 BB: 0 P: 12	R: 0 E: 0 K: 1 S: 13	H: 0 LOB: 0 BB: 0 P: 18		1B: 1 2B: 3 3B: 0 HR: 1	SF: 0 SAC: 0 DP: 0 HBP: 0	WP: 0 PB: 0 SB: 0 CS: 0	PA: 35									
PITCHER	IP WLS BF H R ER SO BB IBB HBP BLK WP HR S P ERA WHIP																													
Jaret Wright, R ERA: 4.85 Jeff Juden, R ERA: 4.45 Jose Mesa, R ERA: 2.78	(1, 1) (8, 1) (9, 1)	7.0 1.0 1.0	W 4 3	28 1 0	4 1 0	3 1 0	3 1 0	4 1 1	0 0 0	0 1 0	0 9 13	60 12 18	96 12 18	3.86 9.00 0.00	0.857 1.000 0.000															

Batter	1	2	3	4	5	6	7	8	9	AB	R	H	RBI	BB	SO	LOB	TOP								
Tony Phillips, S OBP: 0.393, SLG: 0.401 (1, 4)	G4-3		F7		G4-3			G4-3 2B		4	0	1	0	0	0	2	Anaheim Angels @ San Diego Padres Qualcomm Stadium, San Diego, CA Fri Aug 29 1997, 10:05 PM EDT Att: 60,230 - Unknown - 73 F livebaseballscorecards.com								
Jim Edmonds, L OBP: 0.356, SLG: 0.502 (1, 8)	G4-6-3 1B			G6-3		G4-3 1B 2B		P5		4	1	2	0	0	0	1									
Darin Erstad, L OBP: 0.364, SLG: 0.464 (1, 3)	G4-6-3 1-2			G3		G4-3		G4-3 BB		3	0	0	0	1	0	2									
Tim Salmon, R OBP: 0.401, SLG: 0.517 (1, 9)		G1-6-3 BB		K		G4-3		G4-3 16 S 1B		3	0	1	1	1	1	2									
16 Garret Anderson, L OBP: 0.328, SLG: 0.402 (1, 7)	L9			G4-3		K		F7		4	0	0	0	0	1	4									
Luis Alica, S OBP: 0.369, SLG: 0.382 (1, 5)	G1-6-3 1-2			G4-3 1B 2B		P6		F7		3	1	0	0	1	0	2									
Chad Kreuter, S OBP: 0.315, SLG: 0.342 (1, 2)			SH5-4 1B		G4-3 2B 1B		G4-3		K		4	1	2	0	0	1		0							
Gary Disarcina, R OBP: 0.277, SLG: 0.328 (1, 6)	F9			L5		G5-3		F8		4	0	0	0	0	0	3									
Ken Hill, R OBP: 0.500, SLG: 1.000 Troy Percival, R (9, 1)			SH5-4			K				2	0	1	2	0	1	0									
Inning Stats	R: 0 E: 0 K: 0 S: 5	H: 1 LOB: 0 BB: 0 P: 8	R: 0 E: 0 K: 0 S: 8	H: 0 LOB: 0 BB: 1 P: 12	R: 0 E: 0 K: 1 S: 10	H: 1 LOB: 1 BB: 0 P: 14	R: 0 E: 0 K: 1 S: 8	H: 0 LOB: 0 BB: 0 P: 13	R: 2 E: 0 K: 0 S: 21	H: 2 LOB: 1 BB: 1 P: 31	R: 1 E: 0 K: 1 S: 10	H: 2 LOB: 1 BB: 0 P: 15	R: 0 E: 0 K: 1 S: 7	H: 0 LOB: 0 BB: 0 P: 12	R: 0 E: 0 K: 1 S: 8	H: 0 LOB: 0 BB: 0 P: 12		1B: 4 2B: 3 3B: 0 HR: 0	SF: 0 SAC: 1 DP: 2 HBP: 0	WP: 0 PB: 0 SB: 1 CS: 0	PA: 35				
PITCHER	IP	WLS	BF	H	R	ER	SO	BB	IBB	HBP	BLK	WP	HR	S	P	ERA	WHIP								
Pete Smith, R ERA: 4.72 Sean Bergman, R ERA: 5.72 Doug Bochtler, R ERA: 4.55	5.0	L	19	4	2	2	1	2	0	0	0	0	0	52	78	3.60	1.200								

Batter	1	2	3	4	5	6	7	8	9	AB	R	H	RBI	BB	SO	LOB	BOTTOM								
Quilvio Veras, S OBP: 0.364, SLG: 0.350 (1, 4)	G4-3 2B		G6-3		FC1-2			G4-3		4	0	1	0	0	0	2	Anaheim Angels @ San Diego Padres Qualcomm Stadium, San Diego, CA Fri Aug 29 1997, 10:05 PM EDT Att: 60,230 - Unknown - 73 F livebaseballscorecards.com								
Steve Finley, L OBP: 0.305, SLG: 0.467 (1, 8)	G1-3		F9		G1			K		4	0	0	0	0	1	3									
Tony Gwynn, L OBP: 0.416, SLG: 0.567 (1, 9)	G4-3			F7		F7		G4-3 1B 2B		4	1	1	0	0	0	1									
Ken Caminiti, S OBP: 0.380, SLG: 0.493 (1, 5)				S BB		G4-3		G4-3		2	0	0	0	2	0	1									
Wally Joyner, L OBP: 0.391, SLG: 0.491 (1, 3)	G6-3			F7		G6-3				4	0	1	1	0	0	3									
Mark Sweeney, L OBP: 0.382, SLG: 0.364 (1, 7)		E4		F8		G5-3		K		4	0	0	0	0	1	2									
Chris Gomez, R OBP: 0.326, SLG: 0.333 (1, 6)		G1-6-3 1-2		G5-3		F8		K		4	0	0	0	0	1	2									
John Flaherty, R OBP: 0.309, SLG: 0.383 Doug Bochtler, R (8, 1)		L6				P4				3	0	1	0	0	0	0									
Pete Smith, R OBP: 0.143, SLG: 0.200 Craig Shipley, R OBP: 0.250, SLG: 0.465 Sean Bergman, R OBP: 0.250, SLG: 0.333 Carlos Hernandez, R OBP: 0.327, SLG: 0.465 (1, 1) (5, Ph) (6, 1) (8, 2)			P4			G1-3				1	0	0	0	0	0	0									
Inning Stats	R: 0 E: 0 K: 0 S: 10	H: 1 LOB: 2 BB: 1 P: 17	R: 0 E: 1 K: 0 S: 8	H: 0 LOB: 0 BB: 0 P: 10	R: 0 E: 0 K: 0 S: 9	H: 0 LOB: 0 BB: 0 P: 18	R: 0 E: 0 K: 0 S: 3	H: 0 LOB: 1 BB: 1 P: 10	R: 0 E: 0 K: 0 S: 10	H: 2 LOB: 2 BB: 0 P: 14	R: 0 E: 0 K: 0 S: 5	H: 0 LOB: 0 BB: 0 P: 6	R: 0 E: 0 K: 1 S: 7	H: 0 LOB: 0 BB: 0 P: 9	R: 1 E: 0 K: 2 S: 11	H: 2 LOB: 1 BB: 0 P: 15	1B: 2 2B: 3 3B: 0 HR: 0	SF: 0 SAC: 0 DP: 1 HBP: 0	WP: 0 PB: 0 SB: 1 CS: 0	PA: 34					
PITCHER	IP	WLS	BF	H	R	ER	SO	BB	IBB	HBP	BLK	WP	HR	S	P	ERA	WHIP								
Ken Hill, R ERA: 5.32 Troy Percival, R ERA: 3.92	8.1	W	31	4	1	1	1	2	0	0	0	0	0	7	8	0.00	1.500								



Batter	1	2	3	4	5	6	7	8	9	AB	R	H	RBI	BB	SO	LOB	TOP											
Rickey Henderson, R OBP: 0.416, SLG: 0.380			G1-6-3		F6		F7			4	1	1	1	0	0	0	Anaheim Angels @ San Francisco Giants 3Com Park at Candlestick Point, San Francisco, CA Sat Aug 30 1997, 6:33 AM EDT Att: 26,200 - Sunny - 71 F											
Tony Phillips, S OBP: 0.383, SLG: 0.403	G6-3					L8				3	0	1	0	1	0	0												
Darin Erstad, L OBP: 0.365, SLG: 0.465										4	1	2	0	0	1	2												
Tim Salmon, R OBP: 0.399, SLG: 0.512	L5									4	0	0	0	0	2	2												
Dave Hollins, S OBP: 0.367, SLG: 0.434										3	1	1	0	1	2	1												
Jim Edmonds, L OBP: 0.356, SLG: 0.500										2	0	0	0	2	0	0												
Chad Kreuter, S OBP: 0.313, SLG: 0.345										4	0	1	2	0	1	2												
Gary Disarcina, R OBP: 0.276, SLG: 0.326 16 Garret Anderson, L (9, PH) OBP: 0.326, SLG: 0.401										3	0	0	0	0	1	2												
Dennis Springer, R Chris Turner, R Pep Harris, R Luis Alcala, S Greg Cadaret, L Jack Howell, L										1	0	0	0	0	1	0												
Inning Stats	R: 1 E: 0 K: 1 S: 13	H: 2 LOB: 1 BB: 0 P: 21	R: 0 E: 0 K: 1 S: 7	H: 0 LOB: 0 BB: 0 P: 9	R: 0 E: 0 K: 2 S: 10	H: 0 LOB: 1 BB: 1 P: 19	R: 0 E: 0 K: 2 S: 9	H: 1 LOB: 2 BB: 1 P: 18	R: 0 E: 0 K: 0 S: 5	H: 0 LOB: 0 BB: 0 P: 7	R: 2 E: 0 K: 0 S: 20	H: 2 LOB: 2 BB: 2 P: 35	R: 0 E: 0 K: 0 S: 10	H: 1 LOB: 1 BB: 0 P: 17	R: 0 E: 0 K: 2 S: 11	H: 0 LOB: 0 BB: 0 P: 17		R: 0 E: 0 K: 0 S: 9	H: 0 LOB: 0 BB: 0 P: 13	1B: 3 2B: 3 3B: 0 HR: 1	SF: 0 SAC: 0 DP: 1 HBP: 0	WP: 1 PB: 0 SB: 1 CS: 1	PA: 36					
PITCHER	IP	WLS	BF	H	R	ER	SO	BB	IBB	HBP	BLK	WP	HR	S	P	ERA	WHIP											
Shawn Estes, L ERA: 3.13	(1, 1)	6.0	W	26	5	3	3	6	4	0	0	0	1	1	64	109	4.50	1.500										
Rich Rodriguez, L ERA: 3.09	(7, 1)	1.0		4	1	0	0	0	0	0	0	0	0	0	10	17	0.00	1.000										
Roberto Hernandez, R ERA: 2.25	(8, 1)	1.0		3	0	0	0	2	0	0	0	0	0	0	11	17	0.00	0.000										
Rod Beck, R ERA: 3.56	(9, 1)	1.0		3	0	0	0	0	0	0	0	0	0	0	9	13	0.00	0.000										

Batter	1	2	3	4	5	6	7	8	9	AB	R	H	RBI	BB	SO	LOB	BOTTOM											
Darryl Hamilton, L OBP: 0.349, SLG: 0.370	G4-3									4	0	1	0	0	0	2	Anaheim Angels @ San Francisco Giants 3Com Park at Candlestick Point, San Francisco, CA Sat Aug 30 1997, 6:33 AM EDT Att: 26,200 - Sunny - 71 F											
Bill Mueller, S OBP: 0.374, SLG: 0.440										4	0	0	0	0	2	1												
Barry Bonds, L OBP: 0.440, SLG: 0.561										3	2	1	0	1	0	0												
Jeff Kent, R OBP: 0.325, SLG: 0.496										3	1	1	0	1	0	2												
J.T. Snow, L OBP: 0.394, SLG: 0.521										4	2	2	4	0	0	2												
Stan Javier, S OBP: 0.375, SLG: 0.400										4	1	1	0	0	0	1												
Jose Vizcaino, S OBP: 0.328, SLG: 0.348										4	1	2	3	0	2	0												
Brian Johnson, R OBP: 0.305, SLG: 0.430										4	0	1	0	0	0	1												
Shawn Estes, R OBP: 0.180, SLG: 0.190 Rich Rodriguez, L OBP: 0.333, SLG: 0.333 Roberto Hernandez, R OBP: 1.000, SLG: 1.000 Rod Beck, R										2	0	1	0	0	0	0												
Inning Stats	R: 0 E: 0 K: 1 S: 7	H: 0 LOB: 0 BB: 0 P: 10	R: 1 E: 0 K: 0 S: 11	H: 2 LOB: 1 BB: 0 P: 18	R: 0 E: 0 K: 0 S: 8	H: 1 LOB: 0 BB: 0 P: 12	R: 4 E: 0 K: 0 S: 20	H: 5 LOB: 1 BB: 0 P: 24	R: 2 E: 0 K: 0 S: 10	H: 1 LOB: 1 BB: 1 P: 16	R: 0 E: 0 K: 1 S: 7	H: 1 LOB: 1 BB: 0 P: 9	R: 0 E: 0 K: 1 S: 12	H: 0 LOB: 1 BB: 1 P: 22	R: 0 E: 0 K: 1 S: 7	H: 0 LOB: 0 BB: 0 P: 11		1B: 5 2B: 2 3B: 0 HR: 3	SF: 0 SAC: 1 DP: 0 HBP: 0	WP: 0 PB: 0 SB: 0 CS: 1	PA: 35							
PITCHER	IP	WLS	BF	H	R	ER	SO	BB	IBB	HBP	BLK	WP	HR	S	P	ERA	WHIP											
Dennis Springer, R ERA: 5.2	(1, 1)	4.0	L	19	8	5	5	1	0	0	0	0	0	1	17	25	9.00	1.500										
Pep Harris, R ERA: 4.19	(5, 1)	2.0		9	2	2	2	1	1	0	0	0	0	0	19	33	0.00	0.500										
Greg Cadaret, L ERA: 1.0	(7, 1)	2.0		7	0	0	0	2	1	0	0	0	0	0	19	33	0.00	0.500										



Batter	1	2	3	4	5	6	7	8	9	AB	R	H	RBI	BB	SO	LOB	TOP					
Rickey Henderson, R OBP: 0.418, SLG: 0.378 Troy Percival, R (9, 1)	1-0 P6		4-0 BB		4-2 FC4-6 SF8 BB	4-2 1B BB		1-2 L4		2 0	1 0	0 0	0 0	3 0	0 0	0 0						
Tony Phillips, S OBP: 0.393, SLG: 0.402 (1, 4)	1-0 P4		1-1 P9		4-1 FC4-6 BB	1-1 S 1B			1-3 K	4	0	1	0	1	1	1						
Dave Hollins, S OBP: 0.364, SLG: 0.429 (1, 5)	1-3 K		0-0 L9		0-1 FC4-6 2B	2-2 G1			1-2 G6-3	5	1	0	0	0	1	5						
Tim Salmon, R OBP: 0.397, SLG: 0.510 (1, 9)		1-1 7 G1-3 1B		3-2 F9	2-0 SF8		3-2 L8		0-0 E5	4	1	1	1	0	0	0						
16 Garret Anderson, L OBP: 0.329, SLG: 0.400 (9, 7)	1-0 G1-3		2-2 1B 7 HR 1B		4-0 2B IBB		2-2 G4-3		2-1 G1-3	4	2	1	0	1	0	2						
Chris Turner, R OBP: 0.429, SLG: 0.500 Darin Erstad, L OBP: 0.368, SLG: 0.469 (5, 3)	2-3 K		1-0 7 1B		0-1 1B 1H 2H 2B		3-1 1B			2	1	1	0	0	1	1						
7 Angelo Encarnacion, R OBP: 0.400, SLG: 1.000 (1, 2)	1-1 2H 1B		1-2 1B HR		1-1 G5-3		0-0 G4-3			4	1	2	4	0	0	2						
Craig Grebeck, R OBP: 0.369, SLG: 0.377 Gary Disarcina, R OBP: 0.276, SLG: 0.326 (8, 6)	1-3 K		2-2 G5-3		2-1 G4-6-3 1B		1-2 G6-3			4	0	1	0	0	1	1						
Darrell May, L Jack Howell, L OBP: 0.321, SLG: 0.562 Mike James, R Mike Holtz, L Jim Edmonds, L OBP: 0.359, SLG: 0.500 (6, PH)			1-2 K		1-3 K		1-0 G4-6-3		2-3 K	2	0	0	0	0	2	0						
Inning Stats	R: 0 E: 0 K: 1 S: 5	H: 0 LOB: 0 BB: 0 P: 8	R: 1 E: 0 K: 2 S: 13	H: 2 LOB: 1 BB: 0 P: 19	R: 0 E: 0 K: 1 S: 6	H: 0 LOB: 1 BB: 1 P: 12	R: 3 E: 0 K: 1 S: 22	H: 3 LOB: 0 BB: 3 P: 32	R: 3 E: 1 K: 0 S: 10	H: 1 LOB: 1 BB: 3 P: 25	R: 0 E: 0 K: 1 S: 10	H: 2 LOB: 2 BB: 1 P: 20	R: 0 E: 0 K: 0 S: 10	H: 1 LOB: 1 BB: 0 P: 18	R: 0 E: 0 K: 1 S: 13	H: 0 LOB: 0 BB: 0 P: 17	R: 0 E: 1 K: 1 S: 11	H: 0 LOB: 1 BB: 0 P: 15	1B: 7 2B: 1 3B: 0 HR: 1	SF: 1 SAC: 0 DP: 1 HBP: 0	WP: 0 PB: 0 SB: 1 CS: 1	PA: 41
PITCHER	IP WLS BF H R ER SO BB IBB HBP BLK WP HR S P ERA WHIP	IP WLS BF H R ER SO BB IBB HBP BLK WP HR S P ERA WHIP	IP WLS BF H R ER SO BB IBB HBP BLK WP HR S P ERA WHIP	IP WLS BF H R ER SO BB IBB HBP BLK WP HR S P ERA WHIP	IP WLS BF H R ER SO BB IBB HBP BLK WP HR S P ERA WHIP	IP WLS BF H R ER SO BB IBB HBP BLK WP HR S P ERA WHIP	IP WLS BF H R ER SO BB IBB HBP BLK WP HR S P ERA WHIP	IP WLS BF H R ER SO BB IBB HBP BLK WP HR S P ERA WHIP	IP WLS BF H R ER SO BB IBB HBP BLK WP HR S P ERA WHIP													

Anaheim Angels @ San Francisco Giants
3Com Park at Candlestick Point, San Francisco, CA
Sun Aug 31 1997, 6:33 AM EDT
Att: 24,751 - Cloudy - 66 F

AB 35
R 7
H 9
RBI 7
BB 5
SO 7
LOB 13



Batter	1	2	3	4	5	6	7	8	9	AB	R	H	RBI	BB	SO	LOB	BOTTOM					
Darryl Hamilton, L OBP: 0.347, SLG: 0.367 (1, 8)	2-3 K		1-1 SH1-3		0-0 F8		2-2 P3			3	0	0	0	0	1	1						
Bill Mueller, S OBP: 0.375, SLG: 0.454 (1, 5)	2-1 G5-3		1-1 1B		0-2 HR		1-1 F8			4	2	2	2	0	0	1						
Barry Bonds, L OBP: 0.438, SLG: 0.557 (1, 7)	4-1 S BB		1-3 K		1-2 L7		3-2 G1-3			3	0	0	0	1	1	2						
Jeff Kent, R OBP: 0.327, SLG: 0.495 (1, 4)	4-2 BB		2-2 1B		1-0 F7		0-3 K			3	0	1	1	1	1	0						
Stan Javier, S OBP: 0.371, SLG: 0.396 (1, 9)	1-2 BB		2H 1B		2-1 G5-3		2-2 G5-3			4	0	0	0	0	0	3						
J.T. Snow, L OBP: 0.393, SLG: 0.519 (1, 3)	2-3 F8		1-2 L9		1-1 G4-3		1-1 1B		2-2 G2-3	4	0	1	0	0	0	0						
Rich Aurilia, R OBP: 0.333, SLG: 0.556 Jose Vizcaino, S OBP: 0.327, SLG: 0.347 (9, PH)	0-1 G6-3		0-0 F8		0-3 K		3-2 L5			3	0	0	0	0	1	1						
Brian Johnson, R OBP: 0.304, SLG: 0.439 (1, 2)	1-1 F8		3-2 L9		1-0 HR		1-3 K			4	1	1	1	0	1	0						
Wilson Alvarez, L OBP: 0.188, SLG: 0.071 Doug Henry, R OBP: 0.320, SLG: 0.299 Mark Lewis, R OBP: 0.430 Julian Tavarez, L OBP: 0.350, SLG: 0.299 Marvin Benard, L OBP: 0.109, SLG: 0.230 Terry Mulholland, R OBP: 0.298, SLG: 0.432 (9, PH)	4-1 SH1-3 2B		2-2 G4-3		2-2 G4-3		2-1 S 2B		1-3 K	0	1	0	0	1	0	0						
Inning Stats	R: 0 E: 0 K: 1 S: 13	H: 0 LOB: 2 BB: 2 P: 26	R: 0 E: 0 K: 0 S: 7	H: 0 LOB: 0 BB: 0 P: 10	R: 2 E: 0 K: 1 S: 15	H: 2 LOB: 1 BB: 1 P: 25	R: 0 E: 0 K: 0 S: 7	H: 0 LOB: 0 BB: 0 P: 10	R: 1 E: 0 K: 0 S: 10	H: 1 LOB: 1 BB: 0 P: 13	R: 0 E: 0 K: 1 S: 8	H: 1 LOB: 1 BB: 0 P: 12	R: 1 E: 0 K: 0 S: 11	H: 2 LOB: 1 BB: 0 P: 20	R: 0 E: 0 K: 1 S: 10	H: 0 LOB: 0 BB: 0 P: 14	R: 0 E: 0 K: 2 S: 12	H: 0 LOB: 0 BB: 0 P: 17	1B: 2 2B: 2 3B: 0 HR: 2	SF: 0 SAC: 1 DP: 0 HBP: 0	WP: 0 PB: 0 SB: 3 CS: 0	PA: 36
PITCHER	IP WLS BF H R ER SO BB IBB HBP BLK WP HR S P ERA WHIP	IP WLS BF H R ER SO BB IBB HBP BLK WP HR S P ERA WHIP	IP WLS BF H R ER SO BB IBB HBP BLK WP HR S P ERA WHIP	IP WLS BF H R ER SO BB IBB HBP BLK WP HR S P ERA WHIP	IP WLS BF H R ER SO BB IBB HBP BLK WP HR S P ERA WHIP	IP WLS BF H R ER SO BB IBB HBP BLK WP HR S P ERA WHIP	IP WLS BF H R ER SO BB IBB HBP BLK WP HR S P ERA WHIP	IP WLS BF H R ER SO BB IBB HBP BLK WP HR S P ERA WHIP	IP WLS BF H R ER SO BB IBB HBP BLK WP HR S P ERA WHIP													

Anaheim Angels @ San Francisco Giants
3Com Park at Candlestick Point, San Francisco, CA
Sun Aug 31 1997, 6:33 AM EDT
Att: 24,751 - Cloudy - 66 F

AB 32
R 4
H 6
RBI 4
BB 3
SO 6
LOB 8



Batter	1	2	3	4	5	6	7	8	9	AB	R	H	RBI	BB	SO	LOB	TOP											
Walt Weiss, S OBP: 0.362, SLG: 0.375	1-1 F8		2-2 G5-3		0-1 SH1-4		4-1 BB		3-1 F7	3	0	0	0	1	0	0												
Ellis Burks, R OBP: 0.347, SLG: 0.543	0-0 1B		2-2 FC5-1B		2-2 FC3-6		3-3 K			4	0	3	0	0	1	2												
Larry Walker, L OBP: 0.462, SLG: 0.718	0-0 G3-1		0-2 S-FC5		1-0 FC3-6		1-1 F8			4	0	1	1	1	0	0												
Andres Galarraga, R OBP: 0.389, SLG: 0.584		0-1 1B	0-1 FC5		1-2 F8			2-2 G4-3		4	1	2	0	0	0	3												
Dante Bichette, R OBP: 0.344, SLG: 0.504		1-2 G5-3	2-3 K		2-2 G4-3			1-1 G4-3		4	0	0	0	0	1	4												
Vinny Castilla, R OBP: 0.358, SLG: 0.571		1-0 HR		3-3 K		2-3 K		2-1 F9		4	1	1	1	0	2	1												
Harvey Pulliam, R OBP: 0.317, SLG: 0.439		0-0 HR		2-2 G5-3		0-2 CS		3-2 G1-3		4	1	2	2	0	0	1												
Kirt Manwaring, R OBP: 0.303, SLG: 0.289		1-1 F8		2-3 K		1-2 CS		0-0 FC6-4		4	0	1	0	0	2	0												
Nefti Perez, S OBP: 0.343, SLG: 0.459		1-1 F8			0-1 1B		0-0 FC6-4		0-3 K2-3	4	1	1	0	0	1	1												
Inning Stats	R: 0 E: 0 K: 0 S: 4	H: 1 LOB: 0 BB: 0 P: 5	R: 3 E: 0 K: 0 S: 12	H: 3 LOB: 0 BB: 0 P: 16	R: 0 E: 0 K: 1 S: 16	H: 2 LOB: 2 BB: 0 P: 22	R: 0 E: 0 K: 2 S: 10	H: 0 LOB: 0 BB: 0 P: 17	R: 1 E: 0 K: 0 S: 11	H: 2 LOB: 1 BB: 0 P: 15	R: 0 E: 0 K: 1 S: 11	H: 1 LOB: 0 BB: 0 P: 16	R: 0 E: 0 K: 1 S: 8	H: 1 LOB: 2 BB: 1 P: 16	R: 0 E: 0 K: 0 S: 12	H: 1 LOB: 1 BB: 0 P: 20	R: 0 E: 0 K: 2 S: 8	H: 0 LOB: 0 BB: 0 P: 13	1B: 8 2B: 2 3B: 0 HR: 1	SF: 0 SAC: 1 DP: 0 HBP: 0	WP: 1 PB: 0 SB: 2 CS: 1	PA: 38						
PITCHER	IP	WLS	BF	H	R	ER	SO	BB	IBB	HBP	BLK	WP	HR	S	P	ERA	WHIP											
Allen Watson, L ERA: 4.85	(1, 1)	6.1	L	28	10	4	4	4	1	0	0	0	1	1	67	98	5.68	1.737										
Pep Harris, R ERA: 4.02	(7, 1)	2.2		9	1	0	0	3	0	0	0	0	0	0	25	42	0.00	0.375										

Colorado Rockies @ Anaheim Angels
Anaheim Stadium, Anaheim, CA
Mon Sep 01 1997, 10:05 PM EDT
Att: 19,614 - Unknown - 77 F

AB 35
R 4
H 11
RBI 4
BB 1
SO 7
LOB 15



Batter	1	2	3	4	5	6	7	8	9	AB	R	H	RBI	BB	SO	LOB	BOTTOM											
Rickey Henderson, R OBP: 0.417, SLG: 0.374	4-0 S		2-2 G5-3		1-3 K		1-2 P3			3	1	0	0	1	1	1												
Tony Phillips, S OBP: 0.382, SLG: 0.400	3-1 F9		0-0 G4-3		1-2 1B		1-3 K			4	0	1	0	0	1	1												
Darin Erstad, L OBP: 0.369, SLG: 0.471	1-1 1H		1-0 1B		0-0 L4			0-1 F4		4	0	2	1	0	0	2												
Tim Salmon, R OBP: 0.398, SLG: 0.510	1-1 F8		1-0 F9			1-2 1B		2-2 1B		4	0	2	0	0	0	2												
Jim Edmonds, L OBP: 0.358, SLG: 0.498	0-2 G4-3			2-2 FC1-6		1-0 F9		2-3 K		4	0	1	0	0	1	3												
Dave Hollins, S OBP: 0.385, SLG: 0.430		2-1 16		1-2 FC1-6		0-2 1B		1-0 F9		4	0	2	0	0	0	2												
16 Garret Anderson, L OBP: 0.326, SLG: 0.397		2-2 G3-6-3		0-0 F7		0-1 P4			1-0 G4-3	4	0	0	0	0	0	4												
Chad Kreuter, S OBP: 0.314, SLG: 0.342		4-1 BB		2-3 K		1-0 P2			4-2 G5-4-3	2	0	0	0	1	1	3												
Jack Howell, L OBP: 0.326, SLG: 0.562				1-2 K						0	0	0	0	1	0	0												
Randy Velarde, R OBP: 0.326, SLG: 0.562					1-2 K					0	0	0	0	0	0	0												
Gary Disarcina, R OBP: 0.276, SLG: 0.325		0-1 L5			0-0 L4		2-2 G6-3		1-2 G5-4-3	4	0	1	0	0	0	2												
Inning Stats	R: 1 E: 0 K: 0 S: 10	H: 1 LOB: 1 BB: 1 P: 19	R: 0 E: 0 K: 0 S: 11	H: 1 LOB: 1 BB: 1 P: 18	R: 0 E: 0 K: 1 S: 11	H: 1 LOB: 1 BB: 0 P: 10	R: 0 E: 0 K: 1 S: 11	H: 1 LOB: 1 BB: 0 P: 15	R: 0 E: 0 K: 1 S: 10	H: 2 LOB: 2 BB: 0 P: 12	R: 0 E: 0 K: 0 S: 11	H: 2 LOB: 2 BB: 0 P: 14	R: 0 E: 0 K: 1 S: 10	H: 0 LOB: 0 BB: 0 P: 14	R: 0 E: 0 K: 1 S: 11	H: 1 LOB: 1 BB: 0 P: 16	R: 0 E: 0 K: 0 S: 7	H: 0 LOB: 1 BB: 1 P: 13	1B: 8 2B: 2 3B: 0 HR: 0	SF: 0 SAC: 0 DP: 3 HBP: 0	WP: 0 PB: 0 SB: 2 CS: 0	PA: 36						
PITCHER	IP	WLS	BF	H	R	ER	SO	BB	IBB	HBP	BLK	WP	HR	S	P	ERA	WHIP											
John Thomson, R ERA: 4.39	(1, 1)	8.0	W	33	9	1	1	4	2	0	0	0	0	0	80	118	1.12	1.375										
Jerry Dipoto, R ERA: 4.25	(9, 1)	1.0	S	3	0	0	0	0	1	0	0	0	0	7	13	0.00	1.000											

Colorado Rockies @ Anaheim Angels
Anaheim Stadium, Anaheim, CA
Mon Sep 01 1997, 10:05 PM EDT
Att: 19,614 - Unknown - 77 F

AB 33
R 1
H 9
RBI 1
BB 3
SO 4
LOB 20



Batter	1	2	3	4	5	6	7	8	9	10	11	AB	R	H	RBI	BB	SO	LOB	TOP			
Rickey Henderson, R OBP: 0.411, SLG: 0.368 (1,10)	F7		F8		F8		F7			F7		5	0	0	0	0	0	0				
Tony Phillips, S OBP: 0.391, SLG: 0.397 (1,4)	K				K		G3				BB	3	0	0	0	2	2	0				
Darin Erstad, L OBP: 0.366, SLG: 0.472 (1,3)	K		K							F7	K	4	1	0	0	1	3	2				
Tim Salmon, R OBP: 0.398, SLG: 0.521 (1,9)		1B																				
Jim Edmonds, L OBP: 0.357, SLG: 0.493 (1,8)																						
Dave Hollins, S OBP: 0.354, SLG: 0.428 (1,5)																						
16 Garret Anderson, L OBP: 0.326, SLG: 0.396 (1,7)																						
Chad Kreuter, S OBP: 0.313, SLG: 0.337 Jack Howell, L OBP: 0.331, SLG: 0.568 7 Angelo Encarnacion, R OBP: 0.429, SLG: 0.857 (9, PH) (9, 2)																						
Gary Disarcina, R OBP: 0.272, SLG: 0.321 (1,6)																						
Inning Stats	R: 0 E: 0 K: 2 S: 10	H: 0 LOB: 0 BB: 0 P: 16	R: 1 E: 0 K: 0 S: 10	H: 2 LOB: 1 BB: 0 P: 13	R: 0 E: 0 K: 1 S: 10	H: 0 LOB: 1 BB: 1 P: 16	R: 1 E: 0 K: 0 S: 13	H: 2 LOB: 2 BB: 2 P: 24	R: 2 E: 0 K: 1 S: 13	H: 1 LOB: 0 BB: 1 P: 22	R: 0 E: 0 K: 2 S: 10	H: 0 LOB: 0 BB: 0 P: 13	R: 0 E: 0 K: 1 S: 11	H: 0 LOB: 0 BB: 0 P: 15	R: 0 E: 0 K: 2 S: 11	H: 0 LOB: 1 BB: 1 P: 19	R: 0 E: 0 K: 0 S: 12	H: 0 LOB: 1 BB: 1 P: 19	1B: 2 2B: 1 3B: 0 HR: 2	SF: 0 SAC: 0 DP: 1 HBP: 0	WP: 0 PB: 0 SB: 0 CS: 0	PA: 43
PITCHER	IP 7.0	WLS 29	BF 5	H 4	R 4	ER 4	SO 6	BB 4	IBB 0	HBP 0	BLK 0	WP 0	HR 2	S 76	P 116	ERA 5.14	WHIP 1.286					
Scott Sanders, R ERA: 6.28 (1, 1)	Roberto Duran, L ERA: 1.93 (8, 1)	Doug Brocail, R ERA: 3.21 (9, 1)	Mike Myers, L ERA: 6.11 (10, 1)	Todd Jones, R ERA: 3.03 (11, 1)																		

Anaheim Angels @ Detroit Tigers
Tiger Stadium, Detroit, MI
Thu Sep 04 1997, 7:05 PM EDT
Att: 9,445 - Unknown - 71 F

AB 37
R 4
H 5
RBI 4
BB 6
SO 10
LOB 10



Batter	1	2	3	4	5	6	7	8	9	10	11	AB	R	H	RBI	BB	SO	LOB	BOTTOM			
Brian Hunter, R OBP: 0.331, SLG: 0.351 (1,8)	L9		G5-3									6	0	2	0	0	1	4				
Damon Easley, R OBP: 0.361, SLG: 0.476 (1,4)	L9											6	1	1	0	0	2	6				
Bobby Higginson, L OBP: 0.381, SLG: 0.523 (9, 7)	F8											6	1	2	1	0	0	0				
Tony Clark, S OBP: 0.380, SLG: 0.521 Kimera Barteo, R OBP: 0.311, SLG: 0.388 (10, PR) (11, 3)		P2										4	1	1	3	1	0	0				
Phil Nevin, R OBP: 0.311, SLG: 0.388 (11, 3)												0	0	0	0	0	0	0				
Travis Fryman, R OBP: 0.327, SLG: 0.427 (1,5)		P4										5	0	0	0	0	0	1				
Bob Hamelin, L OBP: 0.383, SLG: 0.520 (1, 10)												2	1	0	0	3	2	0				
Bubba Trammell, R OBP: 0.366, SLG: 0.430 Melvin Nieves, S OBP: 0.317, SLG: 0.460 (8, PH) (9, 9)												3	0	1	0	0	0	1				
Melvin Nieves, S OBP: 0.317, SLG: 0.460 (9, 9)												2	0	0	0	0	2	2				
Marcus Jensen, S OBP: 0.258, SLG: 0.222 Frank Catalanotto, L OBP: 0.305, SLG: 0.351 Raul Casanova, S OBP: 0.305, SLG: 0.351 Juan Encarnacion, R OBP: 0.125, SLG: 0.125 (10, 2) (11, PR)												2	0	0	0	1	0	2				
Juan Encarnacion, R OBP: 0.125, SLG: 0.125 (11, PR)												1	0	0	0	0	0	0				
Deivi Cruz, R OBP: 0.270, SLG: 0.324 (1,6)												3	1	1	1	1	0	0				
Inning Stats	R: 0 E: 0 K: 0 S: 9	H: 0 LOB: 0 BB: 0 P: 14	R: 0 E: 0 K: 0 S: 3	H: 0 LOB: 1 BB: 1 P: 11	R: 0 E: 0 K: 0 S: 9	H: 0 LOB: 0 BB: 0 P: 17	R: 0 E: 0 K: 0 S: 6	H: 0 LOB: 0 BB: 0 P: 8	R: 1 E: 0 K: 0 S: 12	H: 3 LOB: 3 BB: 1 P: 22	R: 0 E: 0 K: 2 S: 10	H: 0 LOB: 2 BB: 2 P: 22	R: 3 E: 0 K: 2 S: 16	H: 3 LOB: 0 BB: 0 P: 28	R: 0 E: 0 K: 2 S: 15	H: 1 LOB: 1 BB: 0 P: 16	R: 0 E: 0 K: 1 S: 13	H: 0 LOB: 2 BB: 2 P: 23	1B: 8 2B: 0 3B: 0 HR: 1	SF: 0 SAC: 1 DP: 0 HBP: 0	WP: 0 PB: 0 SB: 2 CS: 0	PA: 48
PITCHER	IP 7.0	WLS 28	BF 5	H 3	R 3	ER 1	SO 2	BB 4	IBB 0	HBP 0	BLK 0	WP 0	HR 0	S 55	P 107	ERA 1.29	WHIP 1.000					
Ken Hill, R ERA: 5.14 (8, 1)	Mike Holtz, L ERA: 2.33 (8, 1)	Mike James, R ERA: 4.42 (8, 1)	Troy Percival, R ERA: 3.74 (10, 1)	Pep Harris, R ERA: 4.11 (11, 1)																		

Anaheim Angels @ Detroit Tigers
Tiger Stadium, Detroit, MI
Thu Sep 04 1997, 7:05 PM EDT
Att: 9,445 - Unknown - 71 F

AB 41
R 5
H 9
RBI 5
BB 6
SO 8
LOB 16



Batter	1	2	3	4	5	6	7	8	9	AB	R	H	RBI	BB	SO	LOB	TOP			
Rickey Henderson, R OBP: 0.414, SLG: 0.388	4-0 BB		2-2 1B			4-2 BB			1-1 F8	2	0	1	0	2	0	0				
Tony Phillips, S OBP: 0.390, SLG: 0.397	0-1 G6-4-3		3-3 K			1-2 G3-1			0-1 1B	4	0	1	0	0	1	3				
Tim Salmon, R OBP: 0.396, SLG: 0.517	0-0 G4-3			2-1 G5-3			3-1 P4		1-3 K	4	0	0	0	0	1	1				
Dave Hollins, S OBP: 0.364, SLG: 0.426		1-3 K		1-2 G6-3			1-0 G1-3		1-2 1B	4	0	1	0	0	1	0				
Darin Erstad, L OBP: 0.364, SLG: 0.468		2-2 L7		1-2 G3-1			1-0 F7		1-0 F9	4	0	0	0	0	0	2				
Chris Turner, R OBP: 0.455, SLG: 0.700		2-1 1B			3-3 K			0-0 SF8		3	1	2	0	0	1	0				
Luis Alcega, S OBP: 0.365, SLG: 0.378		1-0 FC6			0-1 G5-3			1-0 SF8		2	0	0	1	0	0	1				
Craig Grebeck, R OBP: 0.361, SLG: 0.368			1-2 F8		0-0 F7			3-H K		3	0	0	0	0	1	0				
Gary Disarcina, R OBP: 0.270, SLG: 0.319			1-0 G6-3			2-2 L8		0-0 F8		3	0	0	0	0	0	0				
Inning Stats	R: 0 E: 0 K: 0 S: 3	H: 0 LOB: 0 BB: 1 P: 7	R: 0 E: 0 K: 1 S: 9	H: 1 LOB: 1 BB: 0 P: 15	R: 0 E: 0 K: 1 S: 10	H: 1 LOB: 1 BB: 0 P: 17	R: 0 E: 0 K: 0 S: 8	H: 0 LOB: 0 BB: 0 P: 12	R: 0 E: 0 K: 1 S: 8	H: 0 LOB: 0 BB: 1 P: 11	R: 0 E: 0 K: 0 S: 4	H: 0 LOB: 0 BB: 0 P: 9	R: 1 E: 0 K: 1 S: 6	H: 1 LOB: 0 BB: 0 P: 10	R: 0 E: 0 K: 1 S: 11	H: 2 LOB: 2 BB: 0 P: 15	1B: 3 2B: 1 3B: 1 HR: 0	SF: 1 SAC: 0 DP: 1 HBP: 0	WP: 0 PB: 0 SB: 1 CS: 1	PA: 32
PITCHER Justin Thompson, L ERA: 2.78	IP: 9.0 WLS: W BF: 32 H: 5 R: 1 ER: 1 SO: 5 BB: 2 IBB: 0 HBP: 0 BLK: 0 WP: 0 HR: 0 S: 69 P: 113 ERA: 1.00 WHIP: 0.778															PITCHER	IP: 9.0 WLS: W BF: 32 H: 5 R: 1 ER: 1 SO: 5 BB: 2 IBB: 0 HBP: 0 BLK: 0 WP: 0 HR: 0 S: 69 P: 113 ERA: 1.00 WHIP: 0.778			

Anaheim Angels @ Detroit Tigers
Tiger Stadium, Detroit, MI
Fri Sep 05 1997, 7:05 PM EDT
Att: 16,016 - Unknown - 71 F

AB 29
R 1
H 5
RBI 1
BB 2
SO 5
LOB 7



Batter	1	2	3	4	5	6	7	8	9	AB	R	H	RBI	BB	SO	LOB	BOTTOM			
Brian Hunter, R OBP: 0.331, SLG: 0.350	0-1 BB		2-1 G6-3	4-0 FC6-4			0-1 P4	0-0 F8		4	1	1	0	1	0	1				
Damion Easley, R OBP: 0.358, SLG: 0.474	2-1 P3		2-0 G4-3	0-0 FC6-4			3-2 F8			4	0	0	0	0	0	3				
Bobby Higginson, L OBP: 0.383, SLG: 0.529	4-0 BB		1-3 K		3-0 HR		4-2 BB			2	1	1	1	2	1	0				
Tony Clark, S OBP: 0.382, SLG: 0.521	4-1 BB			0-1 2B	1-1 L8		4-2 BB			2	1	1	0	2	0	0				
Travis Fryman, R OBP: 0.326, SLG: 0.428	0-1 SF8		0-1 G4-3	0-1 G4-3	1-2 G5-3		2-3 K			3	1	1	1	0	1	2				
Bob Hamelin, L OBP: 0.382, SLG: 0.515	3-H F8		1-0 G4-3	1-0 G4-3	2-3 K			4-1 2B		3	1	0	1	1	1	3				
Melvin Nieves, S OBP: 0.316, SLG: 0.456		3-1 G3		2-3 3-H	4-0 G4-3		1-1 G4-3		1-3 K	3	1	0	0	1	1	1				
Raul Casanova, S OBP: 0.301, SLG: 0.345		1-1 G2-3		1 SAFE G4-3	2-2 G4-3		1-0 F8		1 SAFE P5	4	0	0	1	0	0	2				
Marcus Jensen, S OBP: 0.236, SLG: 0.222				1-2 3-H	1-0 1B					0	0	0	0	0	0	0				
Deivi Cruz, R OBP: 0.272, SLG: 0.329		1-2 G5-3		3-H 1B			0-3 K		2-2 1-H	4	0	2	2	0	1	0				
Inning Stats	R: 1 E: 0 K: 0 S: 10	H: 1 LOB: 2 BB: 2 P: 23	R: 0 E: 0 K: 0 S: 7	H: 0 LOB: 0 BB: 0 P: 12	R: 0 E: 0 K: 1 S: 6	H: 0 LOB: 0 BB: 0 P: 11	R: 3 E: 0 K: 0 S: 11	H: 3 LOB: 2 BB: 2 P: 23	R: 1 E: 0 K: 1 S: 12	H: 1 LOB: 0 BB: 0 P: 19	R: 0 E: 0 K: 1 S: 6	H: 0 LOB: 0 BB: 0 P: 8	R: 0 E: 0 K: 1 S: 17	H: 0 LOB: 2 BB: 2 P: 30	R: 1 E: 0 K: 1 S: 12	H: 1 LOB: 1 BB: 1 P: 19	1B: 3 2B: 2 3B: 0 HR: 1	SF: 1 SAC: 0 DP: 0 HBP: 0	WP: 0 PB: 0 SB: 1 CS: 0	PA: 37
PITCHER Dennis Springer, R ERA: 5.26 Rich DeLuca, R ERA: 2.9	IP: 6.2 WLS: L BF: 31 H: 5 R: 5 ER: 5 SO: 3 BB: 6 IBB: 0 HBP: 0 BLK: 0 WP: 0 HR: 1 S: 64 P: 119 ERA: 6.75 WHIP: 1.650															PITCHER	IP: 7.1 WLS: L BF: 6 H: 1 R: 1 ER: 1 SO: 2 BB: 1 IBB: 0 HBP: 0 BLK: 0 WP: 0 HR: 0 S: 17 P: 26 ERA: 6.75 WHIP: 1.500			

Anaheim Angels @ Detroit Tigers
Tiger Stadium, Detroit, MI
Fri Sep 05 1997, 7:05 PM EDT
Att: 16,016 - Unknown - 71 F

AB 29
R 6
H 6
RBI 6
BB 7
SO 5
LOB 12



Batter	1	2	3	4	5	6	7	8	9	AB	R	H	RBI	BB	SO	LOB	TOP								
Rickey Henderson, R OBP: 0.413, SLG: 0.367 (1, 10)	F8		S 1B		2B SF8 BB		F8		F8	4	1	1	0	1	0	2									
Tony Phillips, S OBP: 0.393, SLG: 0.398 (1, 4)	K		K		SF8 SF9 2B		F9			4	1	1	1	0	2	3									
Darin Erstad, L OBP: 0.361, SLG: 0.465 (1, 3)	G1-3		P5		SF8		CS		K	3	0	0	1	0	1	2									
Tim Salmon, R OBP: 0.395, SLG: 0.522 (1, 9)		P4		K	SF9				HR	3	1	1	2	0	1	0									
16 Garret Anderson, L OBP: 0.326, SLG: 0.393 (1, 7)	L8			1B BB	L8				K	3	0	0	0	1	1	0									
Dave Hollins, S OBP: 0.363, SLG: 0.425 (1, 5)	F9			1B			F7		G3-1	4	0	1	0	0	0	0									
Jim Edmonds, L OBP: 0.356, SLG: 0.498 (1, 8)			HR	K			F9		P6	4	1	1	1	0	1	2									
Chad Kreuter, S OBP: 0.308, SLG: 0.332 (1, 2)			G4-3		F7		L9		K	3	0	0	0	0	0	2									
Jack Howell, L OBP: 0.329, SLG: 0.563 (9, PH)										1	0	0	0	0	1	0									
Gary Disarcina, R OBP: 0.276, SLG: 0.326 (1, 6)			1B		2B		CS		1B	4	1	4	0	0	0	0									
Inning Stats	R: 0 E: 0 K: 1 S: 6	H: 0 LOB: 0 BB: 0 P: 10	R: 0 E: 0 K: 0 S: 10	H: 0 LOB: 0 BB: 0 P: 16	R: 1 E: 0 K: 1 S: 13	H: 3 LOB: 2 BB: 0 P: 21	R: 0 E: 0 K: 2 S: 8	H: 1 LOB: 2 BB: 1 P: 17	R: 3 E: 0 K: 0 S: 12	H: 2 LOB: 0 BB: 0 P: 20	R: 0 E: 0 K: 0 S: 4	H: 0 LOB: 0 BB: 0 P: 6	R: 0 E: 0 K: 1 S: 8	H: 1 LOB: 0 BB: 0 P: 9	R: 1 E: 0 K: 2 S: 11	H: 1 LOB: 0 BB: 0 P: 19	R: 0 E: 0 K: 1 S: 10	H: 1 LOB: 1 BB: 0 P: 15	1B: 5 2B: 2 3B: 0 HR: 2	SF: 2 SAC: 0 DP: 0 HBP: 0	WP: 0 PB: 0 SB: 1 CS: 1	PA: 38			
PITCHER	IP	WLS	BF	H	R	ER	SO	BB	IBB	HBP	BLK	WP	HR	S	P	ERA	WHIP								
Brian Moehler, R ERA: 4.72 (1, 1)	5.0	W	23	6	4	4	4	2	0	0	0	0	1	49	84	7.20	1.600								
A.J. Sager, R ERA: 4.66 (6, 1)	1.1		5	1	0	0	0	0	0	0	0	0	0	8	11	0.00	0.750								
Mike Myers, L ERA: 6.13 (7, 1)	1.1		4	1	1	1	2	0	0	0	0	0	1	13	18	6.75	0.750								
Doug Brocail, R ERA: 3.2 (8, 1)	0.1		1	0	0	0	0	0	0	0	0	0	0	2	5	0.00	0.000								
Todd Jones, R ERA: 2.99 (9, 1)	1.0	S	4	1	0	0	1	0	0	0	0	0	0	10	15	0.00	1.000								

Anaheim Angels @ Detroit Tigers
Tiger Stadium, Detroit, MI
Sat Sep 06 1997, 3:33 AM EDT
Att: 16,294 - Sunny - 73 F

AB 33
R 5
H 9
RBI 5
BB 2
SO 7
LOB 11



Batter	1	2	3	4	5	6	7	8	9	AB	R	H	RBI	BB	SO	LOB	BOTTOM								
Brian Hunter, R OBP: 0.333, SLG: 0.356 (1, 8)	S 1B			FC5 HR		K		1-3 1B		5	2	3	0	0	1	2									
Bobby Higginson, L OBP: 0.394, SLG: 0.537 (1, 7)	G5-3			HR		2B				4	1	2	4	0	0	2									
Travis Fryman, R OBP: 0.326, SLG: 0.429 (1, 5)	P2		K	2B		G1-6-3				4	0	1	0	0	1	2									
Tony Clark, S OBP: 0.383, SLG: 0.521 (1, 3)	2H 1B		K	G4-3				G1-4-3 1B		4	0	2	1	0	1	1									
Damon Easley, R OBP: 0.356, SLG: 0.470 (1, 4)	P4		K			G5-3		G1-4-3		4	0	0	0	0	1	2									
Bubba Trammell, R OBP: 0.351, SLG: 0.410 (1, 10)		E5 HR		F8		K		K		4	1	0	0	0	2	0									
Juan Encarnacion, R OBP: 0.417, SLG: 0.556 (1, 9)		HR		FC5 HR HBP		S BB		FC4-6 BB		1	2	1	2	2	0	0									
Matt Walbeck, S OBP: 0.313, SLG: 0.348 (1, 2)		CS 1B		L7		F7		FC4-6 1B		4	0	1	0	0	0	3									
Deivi Cruz, R OBP: 0.272, SLG: 0.326 (1, 6)		G5-3		FC5 HR BB		K		L6		3	1	0	0	1	1	2									
Inning Stats	R: 1 E: 0 K: 0 S: 11	H: 2 LOB: 1 BB: 0 P: 16	R: 2 E: 1 K: 0 S: 19	H: 3 LOB: 1 BB: 0 P: 30	R: 0 E: 0 K: 3 S: 10	H: 0 LOB: 0 BB: 0 P: 15	R: 4 E: 0 K: 0 S: 16	H: 2 LOB: 1 BB: 1 P: 32	R: 0 E: 0 K: 1 S: 12	H: 0 LOB: 1 BB: 1 P: 23	R: 0 E: 0 K: 2 S: 11	H: 1 LOB: 1 BB: 0 P: 17	R: 0 E: 0 K: 1 S: 7	H: 1 LOB: 0 BB: 0 P: 10	R: 0 E: 0 K: 0 S: 7	H: 1 LOB: 2 BB: 1 P: 12	R: 0 E: 0 K: 0 S: 7	H: 1 LOB: 1 BB: 0 P: 15	1B: 5 2B: 2 3B: 1 HR: 2	SF: 0 SAC: 0 DP: 1 HBP: 1	WP: 1 PB: 0 SB: 2 CS: 1	PA: 37			
PITCHER	IP	WLS	BF	H	R	ER	SO	BB	IBB	HBP	BLK	WP	HR	S	P	ERA	WHIP								
Allen Watson, L ERA: 5.05 (1, 1)	3.2	L	21	7	7	6	3	1	0	0	0	0	0	26	45	0.00	0.857								
Anthony Chavez, R ERA: (4, 1)	2.1		9	1	0	0	3	1	0	0	0	0	0	26	45	0.00	0.857								
Pep Harris, R ERA: 3.99 (7, 1)	2.0		7	2	0	0	1	1	0	0	0	0	0	14	22	0.00	1.500								

Anaheim Angels @ Detroit Tigers
Tiger Stadium, Detroit, MI
Sat Sep 06 1997, 3:33 AM EDT
Att: 16,294 - Sunny - 73 F

AB 33
R 7
H 10
RBI 7
BB 3
SO 7
LOB 14



Batter	1	2	3	4	5	6	7	8	9	10	11	12	13	14	15	AB	R	H	RBI	BB	SO	LOB	TOP											
Rickey Henderson, R OBP: 0.414, SLG: 0.365																5	2	1	0	1	2	3												
Tony Phillips, S OBP: 0.392, SLG: 0.404																6	1	3	1	1	2	4												
Darin Erstad, L OBP: 0.360, SLG: 0.462																4	0	0	0	1	3	3												
Tim Salmon, R OBP: 0.394, SLG: 0.521																5	2	1	1	1	1	5												
Robert Eenhoorn, R																0	0	0	1	0	0	0												
Jim Edmonds, L OBP: 0.355, SLG: 0.494																7	0	2	1	0	2	2												
Dave Hollins, S OBP: 0.360, SLG: 0.421																4	0	0	1	0	2	1												
Craig Grebeck, R OBP: 0.359, SLG: 0.365																1	0	0	0	0	0	0												
16 Garret Anderson, L OBP: 0.524, SLG: 0.390																5	0	0	0	1	1	1												
Chris Turner, R OBP: 0.426, SLG: 0.615																3	0	1	0	0	0	1												
Orlando Palmeiro, L OBP: 0.403, SLG: 0.252																0	0	0	0	0	0	0												
7 Angelo Encarnacion, R OBP: 0.364, SLG: 0.377																0	0	0	0	0	0	0												
Luis Alicaia, S OBP: 0.306, SLG: 0.328																1	0	0	0	1	0	0												
Chad Kreuter, S OBP: 0.306, SLG: 0.328																2	0	0	0	2	0	0												
Gary Disarcina, R OBP: 0.273, SLG: 0.323																5	0	0	0	0	0	1												
Inning Stats	R: 2 E: 0 K: 2 S: 16	H: 2 LOB: 1 BB: 0 P: 22	R: 0 E: 0 K: 1 S: 9	H: 0 LOB: 1 BB: 1 P: 19	R: 0 E: 0 K: 0 S: 8	H: 0 LOB: 0 BB: 0 P: 14	R: 0 E: 0 K: 0 S: 9	H: 0 LOB: 0 BB: 0 P: 13	R: 0 E: 0 K: 1 S: 12	H: 0 LOB: 2 BB: 1 P: 20	R: 0 E: 0 K: 1 S: 6	H: 0 LOB: 0 BB: 0 P: 9	R: 0 E: 0 K: 3 S: 14	H: 0 LOB: 0 BB: 0 P: 14	R: 0 E: 0 K: 1 S: 11	H: 0 LOB: 0 BB: 0 P: 15	R: 0 E: 0 K: 1 S: 7	H: 0 LOB: 0 BB: 0 P: 13	R: 1 E: 0 K: 1 S: 7	H: 1 LOB: 0 BB: 0 P: 13	1B: 5 2B: 3 3B: 0 HR: 0	SF: 2 SAC: 3 DP: 0 HBP: 1	WP: 0 PB: 0 SB: 4 CS: 0	PA: 59										
PITCHER	IP: 5.0 WLS: 22 BF: 22	H: 3 R: 3 ER: 3 SO: 4	BB: 3 IBB: 0 HBP: 1 BLK: 0	WP: 0 HR: 0 S: 54 P: 94	ERA: 5.40 WHIP: 1.200																	1B: 5 2B: 3 3B: 0 HR: 0	SF: 2 SAC: 3 DP: 0 HBP: 1	WP: 0 PB: 0 SB: 4 CS: 0	PA: 59									
Greg Keagle, R ERA: 7.16																																		
Roberto Duran, L ERA: 1.59																																		
Dan Miceli, R ERA: 5.43																																		
Mike Myers, L ERA: 5.04																																		
Eddie Gaillard, R ERA: 7.9																																		
PITCHER	IP: 1.0 WLS: 3 BF: 12	H: 2 R: 0 ER: 0 SO: 5	BB: 0 IBB: 0 HBP: 0 BLK: 0	WP: 0 HR: 0 S: 6 P: 13	ERA: 0.00 WHIP: 0.000																	1B: 0 2B: 0 3B: 0 HR: 0	SF: 0 SAC: 0 DP: 0 HBP: 0	WP: 0 PB: 0 SB: 0 CS: 0	PA: 59									
Todd Jones, R ERA: 2.93																																		
A.J. Sager, R ERA: 4.48																																		
Glenn Dishman, L ERA: 5.28																																		

Anaheim Angels @ Detroit Tigers
Tiger Stadium, Detroit, MI
Sun Sep 07 1997, 3:33 AM EDT
Att. 25,602 - Cloudy - 73 F

AB 48
R 5
H 8
RBI 5
BB 16
SO 5
LOB 21



Batter	1	2	3	4	5	6	7	8	9	10	11	12	13	14	15	AB	R	H	RBI	BB	SO	LOB	BOTTOM											
Brian Hunter, R OBP: 0.334, SLG: 0.358																7	1	3	0	0	2	1												
Frank Catalanotto, L OBP: 0.355, SLG: 0.467																2	0	0	0	1	0	1												
Bobby Higginson, L OBP: 0.363, SLG: 0.534																7	1	2	1	0	3	1												
Tony Clark, S OBP: 0.360, SLG: 0.521																7	1	1	2	0	3	2												
Travis Fryman, R OBP: 0.327, SLG: 0.435																4	1	2	1	0	1	0												
Phil Nevin, R OBP: 0.308, SLG: 0.385																2	0	0	0	0	1	0												
Bob Hamelin, L OBP: 0.380, SLG: 0.511																4	0	1	0	0	0	1												
Kimera Bartee, R OBP: 0.377, SLG: 0.457																0	0	0	0	0	0	0												
Melvin Nieves, S OBP: 0.317, SLG: 0.457																2	0	1	0	0	1	0												
Juan Encarnacion, R OBP: 0.444, SLG: 0.462																4	0	1	0	1	2	1												
Raul Casanova, S OBP: 0.268, SLG: 0.345																6	0	1	0	0	2	5												
Delivi Cruz, R OBP: 0.288, SLG: 0.321																6	0	0	0	0	1	5												
Inning Stats	R: 3 E: 1 K: 0 S: 12	H: 3 LOB: 0 BB: 1 P: 20	R: 0 E: 0 K: 0 S: 9	H: 1 LOB: 1 BB: 0 P: 13	R: 0 E: 0 K: 0 S: 4	H: 0 LOB: 0 BB: 0 P: 5	R: 0 E: 0 K: 0 S: 12	H: 1 LOB: 2 BB: 0 P: 16	R: 0 E: 0 K: 0 S: 9	H: 1 LOB: 1 BB: 0 P: 12	R: 1 E: 1 K: 0 S: 11	H: 1 LOB: 1 BB: 0 P: 17	R: 0 E: 0 K: 0 S: 11	H: 1 LOB: 1 BB: 0 P: 17	R: 0 E: 0 K: 2 S: 10	H: 0 LOB: 0 BB: 0 P: 13	R: 0 E: 0 K: 1 S: 11	H: 1 LOB: 0 BB: 1 P: 15	R: 0 E: 0 K: 3 S: 10	H: 0 LOB: 0 BB: 0 P: 14	R: 0 E: 0 K: 1 S: 9	H: 0 LOB: 1 BB: 1 P: 18	R: 0 E: 0 K: 3 S: 10	H: 1 LOB: 1 BB: 0 P: 13	R: 0 E: 0 K: 1 S: 8	H: 0 LOB: 0 BB: 0 P: 10	R: 0 E: 0 K: 2 S: 10	H: 0 LOB: 0 BB: 0 P: 15	1B: 8 2B: 2 3B: 0 HR: 2	SF: 0 SAC: 0 DP: 0 HBP: 1	WP: 0 PB: 0 SB: 1 CS: 4	PA: 59		
PITCHER	IP: 6.2 WLS: 29 BF: 29	H: 7 R: 4 ER: 4 SO: 1	BB: 1 IBB: 0 HBP: 0 BLK: 0	WP: 0 HR: 2 S: 65 P: 96	ERA: 5.40 WHIP: 1.200																	1B: 8 2B: 2 3B: 0 HR: 2	SF: 0 SAC: 0 DP: 0 HBP: 1	WP: 0 PB: 0 SB: 1 CS: 4	PA: 59									
Jason Dickson, R ERA: 4.15																																		
Greg Cadaret, L ERA: 1.9																																		
Mike James, R ERA: 4.29																																		
Mike Holtz, L ERA: 2.29																																		
Troy Percival, R ERA: 3.6																																		
PITCHER	IP: 4.0 WLS: 13 BF: 13	H: 1 R: 0 ER: 0 SO: 8	BB: 0 IBB: 0 HBP: 0 BLK: 0	WP: 0 HR: 0 S: 36 P: 52	ERA: 0.00 WHIP: 0.250																	1B: 0 2B: 0 3B: 0 HR: 0	SF: 0 SAC: 0 DP: 0 HBP: 0	WP: 0 PB: 0 SB: 0 CS: 0	PA: 59									
Shigetoshi Hasegawa, R ERA: 3.62																																		

Anaheim Angels @ Detroit Tigers
Tiger Stadium, Detroit, MI
Sun Sep 07 1997, 3:33 AM EDT
Att. 25,602 - Cloudy - 73 F

AB 54
R 4
H 12
RBI 4
BB 3
SO 17
LOB 17



Batter	1	2	3	4	5	6	7	8	9	AB	R	H	RBI	BB	SO	LOB	TOP									
Rickey Henderson, R OBP: 0.411, SLG: 0.363	G6-3	L8				F8	PO 1B	G5-3		5	0	1	0	0	0	2	Anaheim Angels @ Toronto Blue Jays SkyDome, Toronto, ON Mon Sep 08 1997, 7:05 PM EDT Att: 25,775 - Unknown - 70 F									
Tony Phillips, S OBP: 0.393, SLG: 0.403	E3	F8			F8 BB	BB	1B	HR	BB	3	3	1	0	2	0	1										
Darin Erstad, L OBP: 0.362, SLG: 0.473	HR		P5		2B	BB	K	HR		4	3	2	5	1	1	2										
Tim Salmon, R OBP: 0.396, SLG: 0.528	1B	SF8	HR		F8	PO		G6-3		4	2	2	1	1	0	2										
Jim Edmonds, L OBP: 0.355, SLG: 0.495	1B		K		16 1B	2B			G4-3	5	1	2	2	0	1	1										
Dave Hollins, S OBP: 0.356, SLG: 0.419	SF8		G5-3		16 1B	BB		L7		3	0	0	1	1	1	1										
16 Garret Anderson, L OBP: 0.325, SLG: 0.390	P5		G4-3		1-3	2H		G4-3		5	0	2	1	0	0	2										
Chad Kreuter, S OBP: 0.306, SLG: 0.329			B1-3		L7					3	0	1	0	0	0	2										
Otlando Palmeiro, L OBP: 0.309, SLG: 0.259										1	1	1	0	0	0	0										
7 Angelo Encarnacion, R OBP: 0.429, SLG: 0.957								SH3		0	0	0	0	0	0	0										
Jack Howell, L OBP: 0.326, SLG: 0.559								HR	1B	1	0	0	0	0	0	1										
Gary Disarcina, R OBP: 0.271, SLG: 0.321	F9		L7					SH3		3	0	0	0	0	0	1										
Inning Stats	R: 3 E: 1 K: 0 S: 13	H: 2 LOB: 1 BB: 1 P: 23	R: 0 E: 0 K: 0 S: 12	H: 1 LOB: 1 BB: 0 P: 18	R: 1 E: 0 K: 1 S: 8	H: 1 LOB: 0 BB: 0 P: 13	R: 0 E: 0 K: 0 S: 4	H: 0 LOB: 0 BB: 0 P: 6	R: 3 E: 0 K: 0 S: 15	H: 2 LOB: 2 BB: 3 P: 32	R: 0 E: 0 K: 0 S: 14	H: 2 LOB: 1 BB: 0 P: 19	R: 0 E: 0 K: 0 S: 7	H: 1 LOB: 1 BB: 0 P: 13	R: 3 E: 0 K: 0 S: 11	H: 2 LOB: 0 BB: 1 P: 22		R: 0 E: 0 K: 1 S: 10	H: 1 LOB: 1 BB: 0 P: 17	1B: 7 2B: 2 3B: 0 HR: 3	SF: 1 SAC: 1 DP: 0 HBP: 0	WP: 0 PB: 0 SB: 0 CS: 0	PA: 45			
PITCHER	IP	WLS	BF	H	R	ER	SO	BB	IBB	HBP	BLK	WP	HR	S	P	ERA		WHIP								
Robert Person, R ERA: 5.61	(1, 1)	4.2	24	5	7	5	1	4	0	0	0	0	2	49	88	9.64		1.929								
Omar Daal, L ERA: 9.15	(5, 1)	1.1	6	3	0	0	1	0	0	0	0	0	0	17	23	0.00		2.250								
Paul Quantrill, R ERA: 2.03	(7, 1)	1.2	7	2	1	1	0	0	0	0	0	0	0	13	22	5.40	1.200									
Dan Plesac, L ERA: 3.77	(8, 1)	0.1	W	3	1	2	2	1	0	0	0	0	1	5	13	54.00	6.000									
Kelvin Escobar, R ERA: 2.05	(9, 1)	1.0	S	4	1	0	0	1	0	0	0	0	0	10	17	0.00	1.000									

Batter	1	2	3	4	5	6	7	8	9	AB	R	H	RBI	BB	SO	LOB	BOTTOM									
Shannon Stewart, R OBP: 0.368, SLG: 0.418	K		3B	1B		1B		G5-3		5	3	3	0	0	1	1	Anaheim Angels @ Toronto Blue Jays SkyDome, Toronto, ON Mon Sep 08 1997, 7:05 PM EDT Att: 25,775 - Unknown - 70 F									
Mariano Duncan, R OBP: 0.276, SLG: 0.289	K		P3	G6-3		1B		BB	BB	4	2	2	1	1	1	1										
José Cruz Jr., S OBP: 0.325, SLG: 0.523	E4		3B	G6-3		1B		1B	BB	3	2	1	1	2	0	1										
Joe Carter, R OBP: 0.299, SLG: 0.418	K		2B	K		1B		E	1B	5	2	3	5	0	2	1										
Carlos Delgado, L OBP: 0.336, SLG: 0.525	G3		2B		F8	K		E6	SF9	5	2	2	2	0	1	2										
Benito Santiago, R OBP: 0.273, SLG: 0.371	1B		K		G6-3			SF9		4	0	1	1	0	2	1										
Shawn Green, L OBP: 0.342, SLG: 0.489	1B		2B		F7			K		5	0	2	1	0	2	0										
Tom Evans, R OBP: 0.391, SLG: 0.500	F8		BB		F8			F8		3	0	0	0	1	0	2										
Tomas Perez, S OBP: 0.290, SLG: 0.297	G6-3		K		G5-3			BB	G5-3	3	1	0	0	1	1	4										
Inning Stats	R: 0 E: 1 K: 3 S: 12	H: 0 LOB: 0 BB: 0 P: 17	R: 0 E: 0 K: 0 S: 9	H: 2 LOB: 0 BB: 0 P: 14	R: 4 E: 0 K: 2 S: 21	H: 4 LOB: 2 BB: 2 P: 37	R: 1 E: 0 K: 1 S: 7	H: 2 LOB: 0 BB: 0 P: 8	R: 0 E: 0 K: 0 S: 4	H: 0 LOB: 0 BB: 0 P: 7	R: 2 E: 0 K: 1 S: 17	H: 4 LOB: 2 BB: 0 P: 27	R: 0 E: 0 K: 2 S: 8	H: 0 LOB: 0 BB: 0 P: 13	R: 5 E: 1 K: 1 S: 17	H: 2 LOB: 0 BB: 3 P: 35		1B: 8 2B: 4 3B: 2 HR: 0	SF: 1 SAC: 0 DP: 1 HBP: 0	WP: 0 PB: 0 SB: 0 CS: 0	PA: 43					
PITCHER	IP	WLS	BF	H	R	ER	SO	BB	IBB	HBP	BLK	WP	HR	S	P	ERA		WHIP								
Darrell May, L ERA: 5.08	(1, 1)	3.0	20	8	5	5	5	2	0	0	0	0	0	45	71	15.00		3.333								
Pep Harris, R ERA: 4.09	(4, 1)	2.2	11	4	2	2	1	0	0	0	0	0	0	22	33	6.75		1.500								
Greg Cadaret, L ERA: 1.59	(6, 1)	1.1	4	0	0	0	3	0	0	0	0	0	0	11	19	0.00		0.000								
Rich DeLucia, R ERA: 3.54	(8, 1)	0.1	4	0	3	3	0	3	0	0	0	0	0	7	21	81.00		9.000								
Mike James, R ERA: 4.45	(8, 1)	0.0	L	1	1	0	0	0	0	0	0	0	0	2	3	∞		∞								
PITCHER	IP	WLS	BF	H	R	ER	SO	BB	IBB	HBP	BLK	WP	HR	S	P	ERA	WHIP									
Mike Holtz, L ERA: 2.29	(8, 1)	0.0		1	1	1	0	1	0	0	0	0	0	5	8	0.00	0.000									
Anthony Chavez, R ERA:	(8, 1)	0.2		2	0	1	0	1	0	0	0	0	0	5	8	0.00	0.000									

AB	37
R	10
H	12
RBI	10
BB	5
SO	3
LOB	15



Batter	1	2	3	4	5	6	7	8	9	AB	R	H	RBI	BB	SO	LOB	TOP					
Tony Phillips, S (1, 10) OBP: 0.392, SLG: 0.402	G6-3			L6-4 WP 1B		G3			G3-1	4	0	1	0	0	0	1						
Darin Erstad, L (1, 3) OBP: 0.382, SLG: 0.471										2	0	0	0	1	1	1						
Jack Howell, L (7, 3) OBP: 0.326, SLG: 0.559				K						0	0	0	0	0	0	0						
Dave Hollins, S (1, 5) OBP: 0.356, SLG: 0.417				L6-4						3	0	0	0	0	1	2						
Tim Salmon, R (1, 9) OBP: 0.395, SLG: 0.526										2	0	0	0	1	0	0						
Jim Edmonds, L (1, 8) OBP: 0.355, SLG: 0.493				L7						2	0	0	0	1	0	1						
16 Garret Anderson, L (1, 7) OBP: 0.323, SLG: 0.388										3	0	0	0	0	0	2						
Luis Alica, S (1, 4) OBP: 0.363, SLG: 0.376										3	0	1	0	0	1	0						
Chad Kreuter, S (1, 2) OBP: 0.306, SLG: 0.329										3	0	1	0	0	0	1						
Gary Disarcina, R (1, 6) OBP: 0.270, SLG: 0.320										2	0	0	0	0	0	1						
Orlando Palmeiro, L (9, PH) OBP: 0.326, SLG: 0.257										1	0	0	0	0	1	0						
Inning Stats	R: 0 E: 0 K: 1 S: 5	H: 0 LOB: 0 BB: 1 P: 10	R: 0 E: 0 K: 0 S: 6	H: 0 LOB: 0 BB: 1 P: 12	R: 0 E: 0 K: 0 S: 8	H: 1 LOB: 0 BB: 0 P: 11	R: 0 E: 0 K: 1 S: 8	H: 1 LOB: 0 BB: 0 P: 11	R: 0 E: 0 K: 0 S: 4	H: 0 LOB: 0 BB: 1 P: 8	R: 0 E: 0 K: 0 S: 9	H: 1 LOB: 1 BB: 0 P: 13	R: 0 E: 0 K: 0 S: 6	H: 0 LOB: 0 BB: 0 P: 9	R: 0 E: 0 K: 0 S: 7	H: 0 LOB: 0 BB: 0 P: 11	R: 0 E: 0 K: 0 S: 12	H: 0 LOB: 0 BB: 0 P: 18	1B: 3 2B: 1 3B: 0 HR: 0	SF: 0 SAC: 0 DP: 3 HBP: 0	WP: 1 PB: 0 SB: 1 CS: 2	PA: 28
PITCHER Chris Carpenter, R (1, 1) ERA: 5.84	IP: 9.0 WLS: W BF: 28 H: 3 R: 0 ER: 0 SO: 4 BB: 3 IBB: 0 HBP: 0 BLK: 0 WP: 1 HR: 0 S: 65 P: 103 ERA: 0.00 WHIP: 0.667															PITCHER						

Anaheim Angels @ Toronto Blue Jays
SkyDome, Toronto, ON
Tue Sep 09 1997, 7:05 PM EDT
Att: 25,674 - Dome - 72 F

AB 25
R 0
H 3
RBI 0
BB 3
SO 4
LOB 9



Batter	1	2	3	4	5	6	7	8	9	AB	R	H	RBI	BB	SO	LOB	BOTTOM			
Shannon Stewart, R (1, 8) OBP: 0.364, SLG: 0.411	G6-3									4	0	1	0	0	1	0				
Mariano Duncan, R (1, 4) OBP: 0.272, SLG: 0.285										4	1	0	0	0	1	1				
Shawn Green, L (1, 9) OBP: 0.343, SLG: 0.491										3	0	1	1	1	2	1				
Joe Carter, R (1, 10) OBP: 0.297, SLG: 0.415										4	0	0	0	0	1	3				
Carlos Delgado, L (1, 3) OBP: 0.338, SLG: 0.527										2	1	1	0	1	0	0				
Benito Santiago, R (1, 2) OBP: 0.270, SLG: 0.368										3	0	0	0	0	3	2				
Rich Butler, L (1, 7) OBP: 0.333, SLG: 0.200										2	0	1	0	1	1	0				
Tom Evans, R (1, 5) OBP: 0.346, SLG: 0.435										3	0	0	1	0	1	2				
Tomas Perez, S (1, 6) OBP: 0.282, SLG: 0.287										3	0	0	0	0	0	1				
Inning Stats	R: 0 E: 0 K: 2 S: 13	H: 0 LOB: 1 BB: 1 P: 21	R: 1 E: 0 K: 1 S: 11	H: 2 LOB: 1 BB: 0 P: 17	R: 0 E: 0 K: 1 S: 8	H: 1 LOB: 1 BB: 0 P: 13	R: 0 E: 0 K: 2 S: 8	H: 0 LOB: 0 BB: 0 P: 13	R: 0 E: 0 K: 2 S: 13	H: 0 LOB: 0 BB: 0 P: 19	R: 0 E: 0 K: 1 S: 10	H: 0 LOB: 0 BB: 0 P: 15	R: 0 E: 0 K: 1 S: 12	H: 0 LOB: 1 BB: 2 P: 23	R: 1 E: 1 K: 0 S: 14	H: 1 LOB: 1 BB: 0 P: 19	1B: 2 2B: 2 3B: 0 HR: 0	SF: 0 SAC: 0 DP: 0 HBP: 0	WP: 0 PB: 0 SB: 2 CS: 0	PA: 31
PITCHER Ken Hill, R (1, 1) ERA: 4.96 Mike Holtz, L (8, 1) ERA: 2.29 Troy Percival, R (8, 1) ERA: 3.57	IP: 7.2 WLS: L BF: 29 H: 3 R: 2 ER: 1 SO: 10 BB: 3 IBB: 0 HBP: 0 BLK: 0 WP: 0 HR: 0 S: 83 P: 131 ERA: 1.17 WHIP: 0.783															PITCHER				

Anaheim Angels @ Toronto Blue Jays
SkyDome, Toronto, ON
Tue Sep 09 1997, 7:05 PM EDT
Att: 25,674 - Dome - 72 F

AB 28
R 2
H 4
RBI 2
BB 3
SO 10
LOB 10



Batter	1	2	3	4	5	6	7	8	9	AB	R	H	RBI	BB	SO	LOB	TOP								
Jose Offerman, S OBP: 0.362, SLG: 0.402 (1, 4)										4	0	1	0	0	0	1	Kansas City Royals @ Anaheim Angels Anaheim Stadium, Anaheim, CA Thu Sep 11 1997, 10:05 PM EDT Att: 14,790 - Unknown - 73 F								
Johnny Damon, L OBP: 0.344, SLG: 0.400 (1, 8)										4	1	1	0	0	1	2									
Jay Bell, R OBP: 0.368, SLG: 0.463 (1, 6)										4	0	1	0	0	1	0									
Chili Davis, S OBP: 0.399, SLG: 0.534 (1, 10)										3	0	0	1	0	0	0									
Jeff King, R OBP: 0.334, SLG: 0.423 (1, 3)										3	0	0	0	1	2	1									
Rod Myers, L OBP: 0.421, SLG: 0.542 Jermaine Dye, R OBP: 0.283, SLG: 0.387 (9, 9)										4	2	2	1	0	1	0									
Dean Palmer, R OBP: 0.308, SLG: 0.435 (1, 5)										4	1	1	2	0	1	0									
Yamil Benitez, R OBP: 0.297, SLG: 0.459 (1, 7)										4	0	1	0	0	1	0									
29 Mike Sweeney, R OBP: 0.320, SLG: 0.377 (1, 2)										2	0	0	0	1	0	1									
Inning Stats	R: 0 E: 0 K: 2 S: 7	H: 0 LOB: 0 BB: 0 P: 7	R: 0 E: 0 K: 1 S: 5	H: 0 LOB: 0 BB: 0 P: 5	R: 0 E: 0 K: 0 S: 5	H: 2 LOB: 2 BB: 0 P: 5	R: 0 E: 0 K: 0 S: 3	H: 0 LOB: 0 BB: 0 P: 3	R: 1 E: 0 K: 0 S: 4	H: 1 LOB: 1 BB: 1 P: 8	R: 0 E: 0 K: 0 S: 3	H: 0 LOB: 0 BB: 0 P: 3	R: 2 E: 0 K: 0 S: 4	H: 2 LOB: 0 BB: 1 P: 8	R: 1 E: 0 K: 1 S: 7	H: 2 LOB: 1 BB: 0 P: 7		R: 0 E: 0 K: 3 S: 9	H: 0 LOB: 0 BB: 0 P: 9	1B: 4 2B: 1 3B: 0 HR: 2	SF: 1 SAC: 0 DP: 0 HBP: 0	WP: 0 PB: 0 SB: 1 CS: 1	PA: 35		
PITCHER	IP	WLS	BF	H	R	ER	SO	BB	IBB	HBP	BLK	WP	HR	S	P	ERA	WHIP								
Dennis Springer, R ERA: 5.25 (1, 1)	7.1	L	30	7	4	4	3	2	0	0	0	0	2	34	42	4.91	1.227								
Mike James, R ERA: 4.32 (8, 1)	1.2		5	0	0	0	4	0	0	0	0	0	0	13	13	0.00	0.000								

AB	32
R	4
H	7
RBI	4
BB	2
SO	7
LOB	5



Batter	1	2	3	4	5	6	7	8	9	AB	R	H	RBI	BB	SO	LOB	BOTTOM								
Rickey Henderson, R OBP: 0.408, SLG: 0.359 (1, 10)										4	0	0	0	0	1	0	Kansas City Royals @ Anaheim Angels Anaheim Stadium, Anaheim, CA Thu Sep 11 1997, 10:05 PM EDT Att: 14,790 - Unknown - 73 F								
Tony Phillips, S OBP: 0.382, SLG: 0.401 (1, 4)										4	0	1	0	0	2	0									
Darin Erstad, L OBP: 0.361, SLG: 0.470 (1, 3)										4	1	1	0	0	2	1									
Tim Salmon, R OBP: 0.396, SLG: 0.531 (1, 9)										3	1	1	1	1	0	1									
Jim Edmonds, L OBP: 0.356, SLG: 0.493 (1, 8)										4	0	2	1	0	1	1									
Dave Hollins, S OBP: 0.359, SLG: 0.421 (1, 5)										4	0	3	0	0	1	2									
16 Garret Anderson, L OBP: 0.326, SLG: 0.390 (1, 7)										4	0	3	0	0	0	0									
Chad Kreuter, S OBP: 0.304, SLG: 0.325 (1, 2)										2	0	0	0	0	1	5									
Jack Howell, L OBP: 0.326, SLG: 0.559 (7, PH)										0	0	0	0	0	0	0									
Chris Turner, R OBP: 0.467, SLG: 0.615 (7, PH)										0	0	0	0	1	0	0									
Luis Alicea, S OBP: 0.363, SLG: 0.375 (9, PH)										1	0	0	0	0	1	0									
Gary Disarcina, R OBP: 0.268, SLG: 0.317 (1, 6)										4	0	0	0	0	0	5									
Inning Stats	R: 0 E: 0 K: 3 S: 9	H: 0 LOB: 0 BB: 0 P: 9	R: 0 E: 0 K: 0 S: 5	H: 3 LOB: 2 BB: 0 P: 5	R: 0 E: 0 K: 0 S: 3	H: 0 LOB: 0 BB: 0 P: 3	R: 0 E: 0 K: 0 S: 3	H: 1 LOB: 0 BB: 0 P: 3	R: 0 E: 0 K: 1 S: 6	H: 2 LOB: 1 BB: 0 P: 6	R: 0 E: 0 K: 2 S: 7	H: 0 LOB: 0 BB: 0 P: 7	R: 1 E: 0 K: 1 S: 7	H: 3 LOB: 2 BB: 1 P: 11	R: 1 E: 0 K: 1 S: 7	H: 2 LOB: 2 BB: 1 P: 11	R: 0 E: 0 K: 1 S: 5	H: 0 LOB: 0 BB: 0 P: 5	1B: 9 2B: 1 3B: 0 HR: 1	SF: 0 SAC: 0 DP: 3 HBP: 0	WP: 0 PB: 0 SB: 1 CS: 2	PA: 36			
PITCHER	IP	WLS	BF	H	R	ER	SO	BB	IBB	HBP	BLK	WP	HR	S	P	ERA	WHIP								
Kevin Appier, R ERA: 5.6 (1, 1)	6.1	W	25	9	1	1	7	0	0	0	0	0	1	39	39	1.42	1.421								
Matt Whisenant, L ERA: 5.6 (7, 1)	0.0		1	0	0	0	0	1	0	0	0	0	0	0	4	-	-								
Gregg Olson, R ERA: 6.3 (7, 1)	1.1		5	1	1	1	0	1	0	0	0	0	0	4	8	6.75	1.500								
Jamie Walker, L ERA: 5.13 (8, 1)	0.0		1	1	0	0	0	0	0	0	0	0	0	1	1	-	-								
Hipolito Pichardo, R ERA: 4.75 (8, 1)	0.1		1	0	0	0	1	0	0	0	0	0	0	3	3	0.00	0.000								

AB	34
R	2
H	11
RBI	2
BB	2
SO	9
LOB	15



Batter	1	2	3	4	5	6	7	8	9	AB	R	H	RBI	BB	SO	LOB	TOP				
Shane Halter, R OBP: 0.360, SLG: 0.410 Jose Offerman, S OBP: 0.365, SLG: 0.408 (7, 4)	F9		2B 1B	1-2 BB 1B			G3 SF9 2B		0-1 1B	3	0	2	0	0	0	0	Kansas City Royals @ Anaheim Angels Anaheim Stadium, Anaheim, CA Fri Sep 12 1997, 10:05 PM EDT Att: 25,259 - Unknown - 71 F				
Jed Hansen, R OBP: 0.373, SLG: 0.423 Johnny Damon, L OBP: 0.342, SLG: 0.399 (7, 8)	K		1-3 2B	1-1 BB			G3		3-3 K	2	0	1	0	1	1	0					
Jay Bell, R OBP: 0.365, SLG: 0.460 (1, 6)	K		1-3 K	1-2 BB			SF9		2-0 K	3	0	0	1	0	3	5					
Chili Davis, S OBP: 0.396, SLG: 0.529 (1, 10)	F8			P3			K		3-H 3-3 K	4	0	0	0	0	2	0					
Jeff King, R OBP: 0.333, SLG: 0.427 (1, 3)	G1-3			HR			F9		1-3 K	4	1	1	1	0	1	0					
Dean Palmer, R OBP: 0.310, SLG: 0.442 (1, 5)	HR			HR 1B			F4		0-1 F9	4	2	2	1	0	0	0					
Jermaine Dye, R OBP: 0.276, SLG: 0.380 (1, 9)	K			K			L9		1-3 K	4	0	0	0	0	3	1					
Yamil Benitez, R OBP: 0.304, SLG: 0.478 Rod Myers, L OBP: 0.414, SLG: 0.531 (9, PH)			K	HR			29 G1-6-3 BB		1-3 K	2	1	1	2	1	1	0					
29 Mike Sweeney, R OBP: 0.316, SLG: 0.371 Scott Cooper, L OBP: 0.261, SLG: 0.315 (9, PH)	K		K	E5 BB 1B			G1-6-3		0-1 P3	3	0	0	0	0	1	1					
Inning Stats	R: 0 E: 0 K: 2 S: 9	H: 0 LOB: 0 BB: 0 P: 13	R: 1 E: 0 K: 1 S: 9	H: 1 LOB: 0 BB: 0 P: 17	R: 0 E: 0 K: 3 S: 14	H: 2 LOB: 2 BB: 0 P: 22	R: 3 E: 1 K: 2 S: 23	H: 4 LOB: 3 BB: 1 P: 44	R: 0 E: 0 K: 1 S: 8	H: 0 LOB: 0 BB: 0 P: 12	R: 1 E: 0 K: 1 S: 9	H: 1 LOB: 0 BB: 0 P: 18	R: 0 E: 0 K: 2 S: 8	H: 0 LOB: 0 BB: 0 P: 10	R: 0 E: 0 K: 2 S: 10	H: 1 LOB: 1 BB: 0 P: 14		1B: 4 2B: 2 3B: 0 HR: 3	SF: 1 SAC: 0 DP: 1 HBP: 0	WP: 0 PB: 0 SB: 0 CS: 0	PA: 38
PITCHER	IP	WLS	BF	H	R	ER	SO	BB	IBB	HBP	BLK	WP	HR	S	P	ERA	WHIP				
Allen Watson, L ERA: 5.15	3.2	19	7	4	4	7	0	0	0	0	0	0	3	49	83	9.82	1.909				
Shigetoshi Hasegawa, R ERA: 3.63	2.1	9	1	1	1	2	2	0	0	0	0	0	0	22	40	3.86	1.286				
Darrell May, L ERA: 5.04	0.1	1	0	0	0	0	0	0	0	0	0	0	0	3	5	0.00	0.000				
Pep Harris, R ERA: 4.0	1.2	W	5	0	0	0	3	0	0	0	0	0	0	12	19	0.00	0.000				
Troy Percival, R ERA: 3.5	1.0	S	4	1	0	0	2	0	0	0	0	0	0	10	14	0.00	1.000				

Batter	1	2	3	4	5	6	7	8	9	AB	R	H	RBI	BB	SO	LOB	BOTTOM				
Rickey Henderson, R OBP: 0.406, SLG: 0.355 (1, 7)	F8			FC6-4			E6 BB BB		1-1 P4	4	1	0	1	1	0	1	Kansas City Royals @ Anaheim Angels Anaheim Stadium, Anaheim, CA Fri Sep 12 1997, 10:05 PM EDT Att: 25,259 - Unknown - 71 F				
Tony Phillips, S OBP: 0.382, SLG: 0.400 (1, 10)	BB 1B		F8	G6-3			BB BB 1B BB			3	2	1	0	1	0	2					
Tim Salmon, R OBP: 0.395, SLG: 0.528 (1, 9)	BB 1B		1-3 K	F9			P2		2-1 P2	3	1	0	0	1	1	3					
Dave Hollins, S OBP: 0.360, SLG: 0.421 Robert Eenhoorn, R (8, 5)	E3 1B		K	K			BB BB 1B BB		4-0 BB 1B BB	3	1	1	1	1	2	0					
Jim Edmonds, L OBP: 0.356, SLG: 0.490 (1, 8)	F7		K	G4-3			1B BB		1-2 2-3 3-H 2-0 BB	3	0	0	1	1	1	1					
Chris Turner, R OBP: 0.412, SLG: 0.533 Darin Erstad, L OBP: 0.361, SLG: 0.470 (6, PH) (7, 3)	K		K	K			F7 FC6-4 1B		0-2 FC6-4 1B	2	0	0	0	0	2	1					
Luis Alica, S OBP: 0.364, SLG: 0.375 (1, 4)				1B FC6-4 1B			F7 FC6-4		1-3 2-H 3-H 2-0 1B	3	2	1	0	1	0	2					
Chad Kreuter, S OBP: 0.303, SLG: 0.338 (1, 2)				K			F9		0-0 F7	4	1	1	2	0	1	1					
Gary Disarcina, R OBP: 0.268, SLG: 0.317 (1, 6)	G5-3			FC6-4 1B			G1-3		1-2 G4-3	4	0	1	0	0	0	0					
Inning Stats	R: 2 E: 1 K: 1 S: 12	H: 2 LOB: 1 BB: 1 P: 21	R: 2 E: 0 K: 1 S: 13	H: 1 LOB: 1 BB: 2 P: 26	R: 0 E: 0 K: 3 S: 10	H: 0 LOB: 0 BB: 0 P: 15	R: 1 E: 0 K: 1 S: 13	H: 2 LOB: 1 BB: 0 P: 17	R: 0 E: 0 K: 1 S: 11	H: 0 LOB: 0 BB: 0 P: 18	R: 0 E: 0 K: 0 S: 6	H: 0 LOB: 0 BB: 0 P: 11	R: 3 E: 1 K: 0 S: 16	H: 1 LOB: 2 BB: 3 P: 33	R: 0 E: 0 K: 0 S: 6	H: 0 LOB: 0 BB: 0 P: 8		1B: 5 2B: 0 3B: 0 HR: 1	SF: 0 SAC: 0 DP: 0 HBP: 0	WP: 0 PB: 0 SB: 0 CS: 0	PA: 37
PITCHER	IP	WLS	BF	H	R	ER	SO	BB	IBB	HBP	BLK	WP	HR	S	P	ERA	WHIP				
50 José Rosado, L ERA: 4.53	5.0	23	5	5	5	7	3	0	0	0	0	0	0	10	20	6.75	0.750				
Ricky Bones, R ERA: 7.31	1.1	L	6	0	2	1	0	1	0	0	0	0	0	2	8	0.00	3.000				
Scott Service, R ERA: 6.75	0.1	2	0	0	0	0	1	0	0	0	0	0	0	10	16	0.00	6.000				
Matt Whisenant, L ERA: 5.5	0.1	3	1	1	0	0	1	0	0	0	0	0	0	6	8	0.00	0.000				
Brian Bevil, R ERA: 8.18	1.0	3	0	0	0	0	0	0	0	0	0	0	0	6	8	0.00	0.000				

AB	35
R	5
H	9
RBI	5
BB	2
SO	14
LOB	9



Batter	1	2	3	4	5	6	7	8	9	10	11	12	13	AB	R	H	RBI	BB	SO	LOB	TOP		
Jose Offerman, S OBP: 0.365, SLG: 0.407 (1, 4)	G6-3		1B			G4-3		SH3 1B	F7			P6		6	0	2	0	0	0	2			
Johnny Damon, L OBP: 0.338, SLG: 0.394 (1, 8)	K		K			K		SH3		G6-3		G4-3		5	0	0	0	0	3	1			
Chili Davis, S OBP: 0.397, SLG: 0.527 (1, 10)	1B			G1-3		FC5-4 BB		FC6-4 IBB		K		K		4	0	1	0	2	2	0			
Dean Palmer, R OBP: 0.308, SLG: 0.442 (1, 5)	F8			E5		FC5-4		F9		K		K		6	1	1	0	0	1	4			
Rod Myers, L OBP: 0.406, SLG: 0.491 (1, 7) (9, 9)		G4-3		K			K	FC6-4				29 S SH5-4 BB	29 S SF7 BB	4	1	0	0	2	2	3			
Jermaine Dye, R OBP: 0.282, SLG: 0.395 (9, PR) Jed Hansen, R OBP: 0.373, SLG: 0.423 29 Mike Sweeney, R OBP: 0.314, SLG: 0.389 (9, 2)		F9		G6-3										4	1	2	1	0	0	1			
Larry Sutton, L OBP: 0.310, SLG: 0.450 Jeff King, R OBP: 0.334, SLG: 0.427 (11, PH) (11, 3)		G4-3												3	0	0	0	0	1	0			
Mike Macfarlane, R OBP: 0.320, SLG: 0.411 Scott Cooper, L OBP: 0.296, SLG: 0.316 (9, PH) Shane Halter, R OBP: 0.363, SLG: 0.412 (9, 7)														3	0	2	0	0	1	0			
Felix Martinez, S OBP: 0.200, SLG: 0.167 Jay Bell, R OBP: 0.353, SLG: 0.456 (9, PH) (9, 6)														3	0	0	0	0	2	2			
														3	0	0	0	0	2	5			
Inning Stats	R: 0 E: 0 K: 1 S: 10	H: 1 LOB: 15 BB: 0 P: 15	R: 0 E: 0 K: 0 S: 7	H: 0 LOB: 0 BB: 0 P: 8	R: 0 E: 0 K: 2 S: 9	H: 2 LOB: 1 BB: 0 P: 14	R: 0 E: 0 K: 1 S: 8	H: 0 LOB: 1 BB: 0 P: 15	R: 0 E: 0 K: 1 S: 13	H: 2 LOB: 1 BB: 0 P: 22	R: 0 E: 0 K: 0 S: 6	H: 1 LOB: 2 BB: 1 P: 15	R: 0 E: 0 K: 2 S: 10	H: 0 LOB: 2 BB: 2 P: 22	R: 0 E: 0 K: 1 S: 7	H: 0 LOB: 0 BB: 0 P: 11	R: 2 E: 0 K: 1 S: 15	H: 2 LOB: 1 BB: 1 P: 30	1B: 6 2B: 1 3B: 1 HR: 1	SF: 1 SAC: 3 DP: 0 HBP: 0	W/P: 0 PB: 0 SB: 2 CS: 1	PA: 54	
PITCHER	IP 6.2	WLS 25	BF 4	H 1	R 1	ER 1	SO 8	BB 1	IBB 0	HBP 0	BLK 0	WP 0	HR 1	S 62	P 95	ERA 1.35	WHIP 0.750						
Jason Dickson, R ERA: 4.06 Anthony Chavez, R ERA: 7.1 Mike James, R ERA: 8.1 Troy Percival, R ERA: 3.45 Pep Harris, R ERA: 3.95	0.1 0.2 1.0 0.2 1.0	L 5 4 3 3	10 2 1 0 0	0 0 0 0 0	0 0 0 0 0	0 0 0 0 0	0 0 0 0 0	0 0 0 0 0	0 0 0 0 0	0 0 0 0 0	0 0 0 0 0	0 0 0 0 0	0 0 0 0 0	0 0 0 0 0	0 0 0 0 0	0 0 0 0 0	0 0 0 0 0	0 0 0 0 0	0 0 0 0 0	0 0 0 0 0	0 0 0 0 0	0 0 0 0 0	
Greg Cadaret, L ERA: 1.54 Rich DeLucia, R ERA: 3.77 Mike Bovee, R ERA: 13.1	0.1 2.1 0.1	L L 1	3 10 0	0 2 0	0 2 0	0 2 0	0 4 0	1 0 0	0 0 0	0 0 0	0 0 0	0 0 0	0 0 0	0 0 0	0 0 0	0 0 0	0 0 0	0 0 0	0 0 0	0 0 0	0 0 0		

Kansas City Royals @ Anaheim Angels
Anaheim Stadium, Anaheim, CA
Sat Sep 13 1997, 6:33 AM EDT
Att. 16,552 - Sunny - 81 F

livebaseballscorecards.com

AB 44
R 3
H 9
RBI 2
BB 6
SO 16
LOB 21



Batter	1	2	3	4	5	6	7	8	9	10	11	12	13	AB	R	H	RBI	BB	SO	LOB	BOTTOM		
Tony Phillips, S OBP: 0.353, SLG: 0.398 (1, 4)	CS BB					K		G1-3				G6-3		5	0	1	0	2	2	4			
Darin Erstad, L OBP: 0.361, SLG: 0.467 (1, 3)	F9		F8			1B SF9		B1-3		SH1-3		WP BB		5	1	1	0	1	0	3			
Dave Hollins, S OBP: 0.360, SLG: 0.420 Robert Eenhoorn, R OBP: 0.500, SLG: 1.000 Jack Howell, L OBP: 0.331, SLG: 0.559 Luis Alicea, S OBP: 0.365, SLG: 0.374 (10, 5)			F7			1B								3	0	1	0	0	1	2			
Tim Salmon, R OBP: 0.391, SLG: 0.522 (1, 9)		F7	F9			SF9		L5		F8		K		6	0	0	1	0	1	7			
Jim Edmonds, L OBP: 0.353, SLG: 0.486 (1, 8)		1B		G3		F6		F8		G4-3		G3		6	0	1	0	0	0	6			
16 Garret Anderson, L OBP: 0.328, SLG: 0.393 (1, 7)		1B		F7				G1-3		G1-3		WP SH3-4 1B		6	0	3	0	0	0	0			
Rickey Henderson, R OBP: 0.406, SLG: 0.362 (1, 10)			P3					L9		SH3-4		E5		3	0	0	0	2	0	3			
Chad Kreuter, S OBP: 0.309, SLG: 0.338 Orlando Palmeiro, L OBP: 0.304, SLG: 0.235 7 Angel Encarnacion, R OBP: 0.269, SLG: 0.307 (12, PH) (13, 2)		G4-3												3	0	1	0	2	1	3			
Gary Disarcina, R OBP: 0.269, SLG: 0.317 (1, 6)														6	0	2	0	0	1	7			
Inning Stats	R: 0 E: 0 K: 1 S: 9	H: 0 LOB: 0 BB: 1 P: 18	R: 0 E: 0 K: 0 S: 10	H: 2 LOB: 2 BB: 0 P: 16	R: 0 E: 0 K: 0 S: 7	H: 0 LOB: 2 BB: 2 P: 19	R: 1 E: 1 K: 0 S: 8	H: 2 LOB: 1 BB: 1 P: 16	R: 0 E: 0 K: 0 S: 13	H: 1 LOB: 1 BB: 1 P: 20	R: 0 E: 0 K: 0 S: 6	H: 1 LOB: 2 BB: 1 P: 19	R: 0 E: 0 K: 1 S: 10	H: 0 LOB: 2 BB: 2 P: 22	R: 0 E: 1 K: 3 S: 18	H: 1 LOB: 2 BB: 0 P: 25	R: 0 E: 0 K: 0 S: 9	H: 0 LOB: 0 BB: 0 P: 12	1B: 10 2B: 1 3B: 0 HR: 0	SF: 1 SAC: 2 DP: 1 HBP: 0	W/P: 2 PB: 0 SB: 1 CS: 1	PA: 58	
PITCHER	IP 5.0	WLS 23	BF 5	H 1	R 1	ER 1	SO 2	BB 4	IBB 0	HBP 0	BLK 0	WP 0	HR 0	S 51	P 92	ERA 1.80	WHIP 1.800						
Jim Pittsley, R ERA: 5.23 Chris Haney, L ERA: 4.38 Hidalgo Pineda, R ERA: 4.4 Jeff Montgomery, R ERA: 3.62 Gregg Olson, R ERA: 6.15	2.1 1.1 2.1 1.0	L 5 10 5	3 1 1 1	0 0 0 0	0 0 0 0	0 0 0 0	0 0 0 0	0 0 0 0	0 0 0 0	0 0 0 0	0 0 0 0	0 0 0 0	0 0 0 0	0 0 0 0	0 0 0 0	0 0 0 0	0 0 0 0	0 0 0 0	0 0 0 0	0 0 0 0	0 0 0 0	0 0 0 0	
Brian Bevil, R ERA: 7.5 (13, 1)	1.0	L	3	0	0	0	0	0	0	0	0	0	0	0	0	0	0	0	0	0	0		

Kansas City Royals @ Anaheim Angels
Anaheim Stadium, Anaheim, CA
Sat Sep 13 1997, 6:33 AM EDT
Att. 16,552 - Sunny - 81 F

livebaseballscorecards.com

AB 46
R 1
H 11
RBI 1
BB 9
SO 7
LOB 37



Batter	1	2	3	4	5	6	7	8	9	AB	R	H	RBI	BB	SO	LOB	TOP										
Jose Offerman, S (1, 4) OBP: 0.365, SLG: 0.407	G5-3		G3		F7		1B		FC4-6	5	0	2	0	0	0	0	Kansas City Royals @ Anaheim Angels Anaheim Stadium, Anaheim, CA Sun Sep 14 1997, 6:33 AM EDT Att: 15,955 - Overcast - 84 F										
Johnny Damon, L (1, 8) OBP: 0.339, SLG: 0.393	K		1B		G6-4-3		K		FC4-6	4	1	1	0	1	2	4											
Jay Bell, R (1, 6) OBP: 0.365, SLG: 0.458	BB		1B		G6-4-3		1B		P2	4	0	2	2	1	0	3											
Chili Davis, S (1, 10) OBP: 0.394, SLG: 0.522	F8		F7		G4-3		F7			4	0	0	0	0	0	4											
Jeff King, R (1, 3) OBP: 0.335, SLG: 0.427			F7		SH1-4		L8			3	0	1	0	1	0	0											
Scott Cooper, L (1, 5) OBP: 0.285, SLG: 0.308	P5		SH1-4		G3		K			3	0	0	0	1	1	1											
Jermaine Dye, R (1, 9) OBP: 0.283, SLG: 0.392	WP		SH1-4		P3		F8			2	0	0	0	1	0	1											
Rod Myers, L (1, 7) OBP: 0.382, SLG: 0.456	P6		FC1-5-2-6		F7		K			4	0	0	0	0	1	3											
Mike Macfarlane, R (1, 2) OBP: 0.320, SLG: 0.408			G4-3		F8		1B		FC4-6	2	1	0	0	1	0	2											
Larry Sutton, L (9, PH) OBP: 0.326, SLG: 0.463							1B		1B	1	0	1	0	0	0	0											
Jed Hansen, R (9, PR) OBP: 0.373, SLG: 0.423							BB		1B	0	0	0	0	0	0	0											
Inning Stats	R: 0 E: 0 K: 1 S: 9	H: 0 LOB: 1 BB: 1 P: 21	R: 0 E: 0 K: 0 S: 6	H: 0 LOB: 1 BB: 1 P: 13	R: 1 E: 0 K: 0 S: 11	H: 1 LOB: 1 BB: 1 P: 19	R: 0 E: 0 K: 0 S: 9	H: 1 LOB: 2 BB: 1 P: 17	R: 0 E: 0 K: 0 S: 5	H: 0 LOB: 0 BB: 0 P: 8	R: 0 E: 0 K: 0 S: 7	H: 0 LOB: 1 BB: 1 P: 13	R: 1 E: 0 K: 1 S: 16	H: 2 LOB: 2 BB: 1 P: 29	R: 0 E: 0 K: 1 S: 6	H: 0 LOB: 0 BB: 0 P: 10	R: 0 E: 0 K: 1 S: 11	H: 2 LOB: 2 BB: 0 P: 20	1B: 7 2B: 0 3B: 0 HR: 0	SF: 0 SAC: 1 DP: 1 HBP: 0	WP: 1 PB: 0 SB: 3 CS: 0	PA: 39					
PITCHER	IP	WLS	BF	H	R	ER	SO	BB	IBB	HBP	BLK	WP	HR	S	P	ERA	WHIP										
Ken Hill, R (1, 1) ERA: 4.86	7.0		31	5	2	2	2	6	0	0	0	1	0	63	120	2.57	1.571										
Mike James, R (8, 1) ERA: 4.18	1.0	W	3	0	0	0	1	0	0	0	0	0	0	6	10	0.00	0.000										
Troy Percival, R (9, 1) ERA: 3.38	1.0	S	5	2	0	0	1	0	0	0	0	0	0	11	20	0.00	2.000										

AB 32
R 2
H 7
RBI 2
BB 6
SO 4
LOB 18



Batter	1	2	3	4	5	6	7	8	9	AB	R	H	RBI	BB	SO	LOB	BOTTOM										
Rickey Henderson, R (1, 10) OBP: 0.407, SLG: 0.352	BB		F8		G6-3		G4-6-3			3	0	1	0	1	0	1	Kansas City Royals @ Anaheim Angels Anaheim Stadium, Anaheim, CA Sun Sep 14 1997, 6:33 AM EDT Att: 15,955 - Overcast - 84 F										
Tony Phillips, S (1, 4) OBP: 0.382, SLG: 0.396	K		G3		BB		G4-6-3			3	0	0	0	1	1	4											
Darin Erstad, L (1, 3) OBP: 0.360, SLG: 0.466	F9		F9		F9				G6-3	2	0	0	0	0	0	1											
Luis Alica, S (5, 5) OBP: 0.365, SLG: 0.377									16 SF8	2	1	1	0	0	0	1											
Tim Salmon, R (1, 9) OBP: 0.390, SLG: 0.519	K		P3		P3				G6-3	3	0	0	0	1	1	2											
Jim Edmonds, L (1, 8) OBP: 0.353, SLG: 0.483	K		L8		L3				CS	3	0	0	0	1	1	2											
16 Garret Anderson, L (1, 7) OBP: 0.327, SLG: 0.395	K		F8		F8		HR		SF8	3	1	1	1	0	1	0											
Jack Howell, L (1, 5) OBP: 0.331, SLG: 0.577	F8		G3-1		G3-1		HR		CS	3	1	1	2	0	0	0											
Chris Turner, R (1, 2) OBP: 0.450, SLG: 0.500			BB		BB					1	0	0	0	2	1	0											
Chad Kreuter, S (8, 2) OBP: 0.309, SLG: 0.338							K			0	0	0	0	0	0	0											
Gary Disarcina, R (1, 6) OBP: 0.269, SLG: 0.317	L8		L8		L7		1B		1B	3	0	1	0	0	0	2											
Inning Stats	R: 0 E: 0 K: 2 S: 12	H: 0 LOB: 0 BB: 1 P: 22	R: 0 E: 0 K: 2 S: 8	H: 0 LOB: 0 BB: 0 P: 12	R: 0 E: 0 K: 0 S: 5	H: 0 LOB: 0 BB: 1 P: 13	R: 0 E: 0 K: 0 S: 7	H: 0 LOB: 0 BB: 0 P: 11	R: 0 E: 0 K: 0 S: 7	H: 0 LOB: 1 BB: 1 P: 15	R: 0 E: 0 K: 0 S: 14	H: 0 LOB: 2 BB: 2 P: 27	R: 2 E: 0 K: 1 S: 16	H: 4 LOB: 1 BB: 0 P: 28	R: 1 E: 0 K: 0 S: 6	H: 1 LOB: 0 BB: 1 P: 11	1B: 2 2B: 2 3B: 0 HR: 1	SF: 1 SAC: 0 DP: 1 HBP: 0	WP: 0 PB: 1 SB: 0 CS: 1	PA: 34							
PITCHER	IP	WLS	BF	H	R	ER	SO	BB	IBB	HBP	BLK	WP	HR	S	P	ERA	WHIP										
Tim Belcher, R (1, 1) ERA: 5.1	6.0		25	2	2	2	4	5	0	0	0	0	0	13	23	3.00	1.167										
Scott Service, R (7, 1) ERA: 6.75	1.1	L	6	3	1	1	1	0	0	0	0	0	0	4	8	6.75	2.250										
Jamie Walker, L (8, 1) ERA: 5.05	0.2		2	0	0	0	0	1	0	0	0	0	0	4	8	0.00	1.500										

AB 26
R 3
H 5
RBI 3
BB 6
SO 5
LOB 13



Batter	1	2	3	4	5	6	7	8	9	AB	R	H	RBI	BB	SO	LOB	TOP								
Pat Meares, R OBP: 0.321, SLG: 0.409 (1, 6)			G5-3		K2-3					4	2	2	0	1	1	1									
Brent Brade, L OBP: 0.371, SLG: 0.409 (1, 9)	F8		L1					G3		3	1	1	0	0	0	1									
Denny Hocking, S OBP: 0.313, SLG: 0.381 (8, 4)										2	0	1	0	0	0	1									
Paul Molitor, R OBP: 0.355, SLG: 0.438 (1, 10)			G6-3							2	2	1	1	3	0	0									
Ron Coomer, R OBP: 0.327, SLG: 0.430 (1, 5)	E1				K					5	0	1	2	0	1	5									
Scott Stahoviak, L OBP: 0.305, SLG: 0.415 (1, 3)	SF7									1	0	1	2	1	0	0									
Marty Cordova, R OBP: 0.287, SLG: 0.391 (1, 7)	F9				G5-4-3					4	0	0	0	0	0	5									
Todd Walker, L OBP: 0.254, SLG: 0.308 Chris Latham, S OBP: 0.222, SLG: 0.278 (8, 8)		G1-4-3						G3-1	K	4	0	0	0	0	1	3									
Terry Steinbach, R OBP: 0.309, SLG: 0.409 (1, 2)		P3						F7		4	0	1	0	0	0	0									
Rich Becker, L OBP: 0.354, SLG: 0.396 (8, 9)		G3-1						K	F7	4	0	0	0	0	1	1									
Inning Stats	R: 2 E: 1 K: 0 S: 13	H: 0 LOB: 1 BB: 2 P: 26	R: 0 E: 0 K: 0 S: 6	H: 0 LOB: 0 BB: 0 P: 8	R: 0 E: 0 K: 0 S: 4	H: 0 LOB: 0 BB: 0 P: 5	R: 0 E: 0 K: 1 S: 9	H: 1 LOB: 0 BB: 0 P: 15	R: 0 E: 0 K: 1 S: 7	H: 1 LOB: 1 BB: 0 P: 8	R: 2 E: 0 K: 0 S: 7	H: 2 LOB: 0 BB: 0 P: 9	R: 0 E: 0 K: 1 S: 6	H: 0 LOB: 0 BB: 0 P: 9	R: 1 E: 0 K: 1 S: 13	H: 2 LOB: 2 BB: 2 P: 28	R: 0 E: 0 K: 0 S: 7	H: 2 LOB: 3 BB: 1 P: 11	1B: 5 2B: 2 3B: 1 HR: 0	SF: 2 SAC: 0 DP: 1 HBP: 0	WP: 0 PB: 1 SB: 1 CS: 0	PA: 40			
PITCHER	IP	WLS	BF	H	R	ER	SO	BB	IBB	HBP	BLK	WP	HR	S	P	ERA	WHIP								
Dennis Springer, R ERA: 5.19 (1, 1)	7.0		28	5	5	3	3	2	0	0	0	0	0	54	83	3.86	1.000								
Mike Holtz, L ERA: 2.27 (8, 1)	0.1	W	2	0	0	0	0	0	1	0	0	0	0	1	6	0.00	0.000								
Pep Harris, R ERA: 3.86 (8, 1)	1.2		10	3	0	0	1	1	1	0	0	0	0	17	30	0.00	2.400								

Minnesota Twins @ Anaheim Angels
 Anaheim Stadium, Anaheim, CA
 Mon Sep 15 1997, 10:05 PM EDT
 Att: 13,696 - Unknown - 74 F

AB	33
R	5
H	8
RBI	5
BB	5
SO	4
LOB	17



Batter	1	2	3	4	5	6	7	8	9	AB	R	H	RBI	BB	SO	LOB	BOTTOM								
Rickey Henderson, R OBP: 0.404, SLG: 0.350 (1, 10)	K		K						G5-3	5	0	1	0	0	2	2									
Tony Phillips, S OBP: 0.382, SLG: 0.394 (1, 4)	F8		F8					K		3	1	0	0	2	1	1									
16 Garret Anderson, L OBP: 0.328, SLG: 0.400 (1, 7)	G6-3									5	2	2	3	0	0	2									
Tim Salmon, R OBP: 0.391, SLG: 0.518 (1, 9)		P4								3	0	1	0	1	0	2									
Jim Edmonds, L OBP: 0.354, SLG: 0.481 (1, 8)								G3		2	1	0	0	2	0	2									
Dave Hollins, S OBP: 0.361, SLG: 0.426 (1, 3)		FC3-6								4	2	2	2	0	0	2									
Jack Howell, L OBP: 0.329, SLG: 0.590 (1, 5)		F7							F9	4	1	1	3	0	1	3									
Chad Kreuter, S OBP: 0.308, SLG: 0.336 (1, 2)								K	K	4	0	1	0	0	2	2									
Gary Disarcina, R OBP: 0.269, SLG: 0.316 Darin Erstad, L OBP: 0.360, SLG: 0.466 (8, PR)			G5-3							4	0	1	0	0	0	1									
Inning Stats	R: 0 E: 0 K: 1 S: 14	H: 0 LOB: 0 BB: 0 P: 19	R: 0 E: 0 K: 0 S: 8	H: 0 LOB: 1 BB: 1 P: 14	R: 0 E: 0 K: 1 S: 7	H: 1 LOB: 0 BB: 0 P: 13	R: 1 E: 1 K: 1 S: 17	H: 2 LOB: 2 BB: 0 P: 27	R: 0 E: 0 K: 0 S: 8	H: 1 LOB: 2 BB: 1 P: 14	R: 3 E: 0 K: 1 S: 10	H: 2 LOB: 0 BB: 1 P: 21	R: 0 E: 0 K: 1 S: 11	H: 0 LOB: 0 BB: 1 P: 17	R: 1 E: 0 K: 1 S: 8	H: 1 LOB: 0 BB: 0 P: 12	R: 3 E: 0 K: 0 S: 16	H: 2 LOB: 1 BB: 1 P: 27	1B: 6 2B: 0 3B: 0 HR: 3	SF: 0 SAC: 0 DP: 0 HBP: 0	WP: 3 PB: 0 SB: 0 CS: 1	PA: 40			
PITCHER	IP	WLS	BF	H	R	ER	SO	BB	IBB	HBP	BLK	WP	HR	S	P	ERA	WHIP								
LaTroy Hawkins, R ERA: 5.89 (1, 1)	5.0		25	6	4	4	3	3	0	0	0	0	1	58	98	7.20	1.800								
Greg Swindell, L ERA: 3.5 (6, 1)	2.2		9	1	1	1	2	1	0	0	0	0	1	22	34	3.38	0.750								
Mike Trombley, R ERA: 4.23 (8, 1)	0.2	L	3	1	2	2	1	0	0	0	0	0	0	8	14	27.00	1.500								
Eddie Guardado, L ERA: 3.89 (9, 1)	0.0		1	0	0	0	0	0	1	0	0	1	0	1	5	∞	∞								
Rick Aquilera, R ERA: 3.88 (9, 1)	0.0		1	1	1	1	0	0	0	0	0	0	1	10	13	∞	∞								


Minnesota Twins @ Anaheim Angels
 Anaheim Stadium, Anaheim, CA
 Mon Sep 15 1997, 10:05 PM EDT
 Att: 13,696 - Unknown - 74 F

AB	34
R	8
H	9
RBI	8
BB	5
SO	6
LOB	17



Batter	1	2	3	4	5	6	7	8	9	AB	R	H	RBI	BB	SO	LOB	TOP					
Jason McDonald, S OBP: 0.377, SLG: 0.419										2	2	1	0	3	0	1	Oakland Athletics @ Anaheim Angels Anaheim Stadium, Anaheim, CA Wed Sep 17 1997, 10:05 PM EDT Att: 16,800 - Unknown - 76 F					
Scott Spiezio, S OBP: 0.297, SLG: 0.395										5	2	3	0	0	0	3						
Ben Grieve, L OBP: 0.379, SLG: 0.500										4	0	2	2	1	1	2						
Brian Leshar, R OBP: 0.248, SLG: 0.346										3	0	0	0	0	0	1						
Dave Magadan, L OBP: 0.322, SLG: 0.405										2	0	1	2	0	0	1						
Matt Stairs, L OBP: 0.395, SLG: 0.607										4	0	1	0	1	1	1						
Pat Lennon, R OBP: 0.361, SLG: 0.355										4	0	1	0	0	1	3						
Jason Giambi, L OBP: 0.363, SLG: 0.483										1	0	0	0	0	1	1						
Scott Brosius, R OBP: 0.256, SLG: 0.316										4	0	0	0	0	1	2						
Miguel Tejada, R OBP: 0.238, SLG: 0.358										3	0	0	0	0	1	0						
Izzy Molina, R OBP: 0.204, SLG: 0.257										2	0	0	0	0	0	1						
Brent Mayne, L OBP: 0.335, SLG: 0.397										2	0	1	0	0	0	0						
Inning Stats	R: 1 E: 0 K: 0 S: 11	H: 1 LOB: 0 BB: 1 P: 21	R: 0 E: 0 K: 1 S: 9	H: 0 LOB: 0 BB: 0 P: 17	R: 0 E: 0 K: 1 S: 16	H: 2 LOB: 2 BB: 0 P: 25	R: 0 E: 0 K: 1 S: 5	H: 0 LOB: 0 BB: 0 P: 7	R: 0 E: 0 K: 0 S: 12	H: 2 LOB: 2 BB: 0 P: 18	R: 0 E: 0 K: 0 S: 12	H: 2 LOB: 3 BB: 0 P: 19	R: 2 E: 0 K: 2 S: 18	H: 2 LOB: 3 BB: 3 P: 36	R: 0 E: 0 K: 0 S: 6	H: 1 LOB: 1 BB: 0 P: 7	R: 1 E: 0 K: 1 S: 14	H: 2 LOB: 1 BB: 0 P: 22	1B: 8 2B: 2 3B: 0 HR: 0	SF: 0 SAC: 0 DP: 1 HBP: 1	WP: 0 PB: 0 SB: 1 CS: 0	PA: 42
PITCHER	IP WLS BF H R ER SO BB IBB HBP BLK WP HR S P ERA WHIP																					
Allen Watson, L ERA: 5.03	(1, 1) 6.0 W 25 5 1 1 3 2 0 0 0 0 0 0 65 107 1.50 1.167																					
Mike James, R ERA: 4.43	(7, 1) 0.2 6 2 2 2 1 2 0 0 0 0 0 0 14 25 27.00 6.000																					
Mike Holtz, L ERA: 2.41	(7, 1) 1.1 8 3 1 1 1 1 0 0 0 0 0 0 17 28 6.75 3.000																					
Troy Percival, R ERA: 3.31	(9, 1) 1.0 3 0 0 0 1 0 0 0 0 0 0 0 7 12 0.00 0.000																					

AB	36
R	4
H	10
RBI	4
BB	5
SO	6
LOB	16



Batter	1	2	3	4	5	6	7	8	9	AB	R	H	RBI	BB	SO	LOB	BOTTOM			
Tony Phillips, S OBP: 0.393, SLG: 0.391										3	2	1	0	2	1	2	Oakland Athletics @ Anaheim Angels Anaheim Stadium, Anaheim, CA Wed Sep 17 1997, 10:05 PM EDT Att: 16,800 - Unknown - 76 F			
Jim Edmonds, L OBP: 0.397, SLG: 0.487										4	2	2	0	1	0	1				
16 Garret Anderson, L OBP: 0.331, SLG: 0.403										4	1	3	2	1	0	0				
Tim Salmon, R OBP: 0.391, SLG: 0.521										4	1	2	4	1	1	2				
Dave Hollins, S OBP: 0.362, SLG: 0.432										5	2	2	1	0	1	5				
Jack Howell, L OBP: 0.331, SLG: 0.574										4	0	1	0	1	0	1				
Luis Alicaia, S OBP: 0.365, SLG: 0.375										5	0	1	1	0	0	4				
Chad Kreuter, S OBP: 0.314, SLG: 0.339										4	0	2	0	1	1	1				
Gary Disarcina, R OBP: 0.266, SLG: 0.312										4	0	0	0	0	1	4				
Inning Stats	R: 4 E: 0 K: 0 S: 11	H: 3 LOB: 0 BB: 1 P: 25	R: 1 E: 0 K: 0 S: 8	H: 1 LOB: 3 BB: 4 P: 27	R: 0 E: 0 K: 0 S: 5	H: 0 LOB: 1 BB: 1 P: 11	R: 1 E: 0 K: 1 S: 18	H: 3 LOB: 3 BB: 1 P: 30	R: 1 E: 0 K: 2 S: 13	H: 3 LOB: 2 BB: 0 P: 19	R: 1 E: 0 K: 0 S: 10	H: 3 LOB: 2 BB: 0 P: 12	R: 0 E: 0 K: 0 S: 10	H: 0 LOB: 0 BB: 0 P: 15	R: 0 E: 0 K: 1 S: 10	H: 1 LOB: 1 BB: 0 P: 15		1B: 12 2B: 0 3B: 0 HR: 2	SF: 0 SAC: 0 DP: 0 HBP: 0	WP: 0 PB: 0 SB: 2 CS: 1
PITCHER	IP WLS BF H R ER SO BB IBB HBP BLK WP HR S P ERA WHIP																			
Eric Ludwick, R ERA: 8.76	(1, 1) 1.1 L 10 4 5 5 0 0 2 0 0 0 0 0 2 17 38 4.500 4.500																			
Andrew Lorraine, L ERA: 6.83	(2, 1) 2.0 10 1 1 1 1 4 0 0 0 0 0 0 13 34 4.50 2.500																			
Carlos Reyes, R ERA: 6.27	(4, 1) 2.0 14 7 2 2 2 0 1 0 0 0 0 0 30 46 9.00 3.500																			
Mike Mohler, L ERA: 5.29	(6, 1) 2.2 10 2 0 0 2 0 0 0 0 0 0 0 25 36 0.00 0.750																			

AB	37
R	8
H	14
RBI	8
BB	7
SO	5
LOB	20



Batter	1	2	3	4	5	6	7	8	9	AB	R	H	RBI	BB	SO	LOB	TOP								
Jason McDonald, S OBP: 0.373, SLG: 0.413	G3			K	2B		P3		G3	5	1	1	1	0	1	1									
Dave Magadan, L OBP: 0.322, SLG: 0.402	G3			K	2B			G3	BB	4	1	1	0	1	1	0									
Ben Grieve, L OBP: 0.408, SLG: 0.524	F7			FC4-6	2B			BB	BB	3	0	2	2	2	0	0									
Matt Stairs, L OBP: 0.392, SLG: 0.602		K		FC4-6	K			F8	FC6-4	3	0	0	0	0	2	2									
Brian Leshar, R OBP: 0.246, SLG: 0.343				1-2						1	0	0	0	0	0	1									
Ernie Young, R OBP: 0.302, SLG: 0.343										1	0	0	0	0	0	3									
Jason Giambi, L OBP: 0.360, SLG: 0.479		P6			F7			L6		4	0	0	0	0	0	1									
Scott Spiezio, S OBP: 0.298, SLG: 0.394					1B					3	2	1	0	1	0	0									
Brent Mayne, L OBP: 0.333, SLG: 0.395					2B				WP	4	1	1	0	0	1	1									
Scott Brosius, R OBP: 0.258, SLG: 0.322					1B				BB	4	2	2	3	0	1	0									
Miguel Tejada, R OBP: 0.239, SLG: 0.353					2B				1B	4	0	1	1	0	0	1									
Inning Stats	R: 0 E: 0 K: 0 S: 11	H: 0 LOB: 0 BB: 0 P: 16	R: 0 E: 0 K: 1 S: 7	H: 0 LOB: 0 BB: 0 P: 9	R: 0 E: 0 K: 0 S: 9	H: 0 LOB: 0 BB: 0 P: 16	R: 0 E: 0 K: 2 S: 11	H: 1 LOB: 1 BB: 0 P: 17	R: 5 E: 0 K: 1 S: 20	H: 6 LOB: 1 BB: 0 P: 32	R: 0 E: 0 K: 0 S: 5	H: 0 LOB: 0 BB: 0 P: 8	R: 0 E: 0 K: 1 S: 7	H: 0 LOB: 0 BB: 0 P: 10	R: 0 E: 0 K: 0 S: 9	H: 0 LOB: 1 BB: 1 P: 20	R: 2 E: 1 K: 1 S: 14	H: 2 LOB: 3 BB: 3 P: 31	1B: 6 2B: 3 3B: 0 HR: 0	SF: 0 SAC: 0 DP: 0 HBP: 0	WP: 2 PB: 0 SB: 0 CS: 0	PA: 40			
PITCHER	IP	WLS	BF	H	R	ER	SO	BB	IBB	HBP	BLK	WP	HR	S	P	ERA	WHIP								
Jason Dickson, R ERA: 4.19	4.2	L	21	7	5	5	3	0	0	0	0	0	0	55	85	9.64	1.500								
Darrell May, L ERA: 5.03	3.1		11	0	0	0	2	1	0	0	0	0	0	24	43	0.00	0.300								
Greg Cadaret, L ERA: 3.0	0.1		3	1	2	2	1	1	0	0	0	1	0	6	11	54.00	6.000								
Pep Harris, R ERA: 3.82	0.2		5	1	0	0	0	2	0	0	0	1	0	8	20	0.00	4.500								

Oakland Athletics @ Anaheim Angels
Anaheim Stadium, Anaheim, CA
Thu Sep 18 1997, 6:33 AM EDT
Att: 26,689 - Sunny - 83 F

livebaseballscores.com

AB 36
R 7
H 9
RBI 7
BB 4
SO 6
LOB 10



Batter	1	2	3	4	5	6	7	8	9	AB	R	H	RBI	BB	SO	LOB	BOTTOM								
Rickey Henderson, R OBP: 0.402, SLG: 0.345	BB		L1-3		K		FC5-4		G5-3	4	0	0	0	1	1	2									
Tony Phillips, S OBP: 0.393, SLG: 0.390	F9		G4-3		1B		G6-3		K	4	0	1	0	1	1	2									
16 Garret Anderson, L OBP: 0.330, SLG: 0.403	2B		G4-3		G4-3		F8		F9	5	0	1	0	0	0	3									
Tim Salmon, R OBP: 0.392, SLG: 0.523	G6-3		F8				1B			4	2	2	0	0	0	2									
Jim Edmonds, L OBP: 0.356, SLG: 0.485			K		F8		1B		K	4	0	1	0	0	2	1									
Dave Hollins, S OBP: 0.361, SLG: 0.433	G4-3		2B		2B		G1-6-3		E6	4	0	1	0	0	0	2									
Luis Alica, S OBP: 0.368, SLG: 0.378			BB		F8		2B		BB	2	0	1	1	2	0	1									
Chris Turner, R OBP: 0.409, SLG: 0.444			BB		L5		2B		FC3-6	2	0	0	0	0	1	2									
Chad Kessler, S OBP: 0.313, SLG: 0.338			K				K		FC3-6	1	0	0	0	0	1	1									
Jack Howell, L OBP: 0.359, SLG: 0.570										1	0	0	0	0	0	2									
Orlando Palmeiro, L OBP: 0.299, SLG: 0.250										0	0	0	0	0	0	0									
7 Angelo Encarnacion, R OBP: 0.375, SLG: 0.750										0	0	0	0	0	0	0									
Gary Disarcina, R OBP: 0.267, SLG: 0.315			2B		G5-3		1B		F8	4	1	2	0	0	0	2									
Inning Stats	R: 0 E: 0 K: 0 S: 13	H: 1 LOB: 1 BB: 1 P: 22	R: 0 E: 0 K: 2 S: 11	H: 0 LOB: 1 BB: 1 P: 20	R: 1 E: 0 K: 0 S: 10	H: 1 LOB: 1 BB: 1 P: 19	R: 0 E: 0 K: 0 S: 12	H: 1 LOB: 1 BB: 0 P: 16	R: 0 E: 0 K: 1 S: 13	H: 1 LOB: 1 BB: 0 P: 19	R: 1 E: 0 K: 0 S: 12	H: 3 LOB: 1 BB: 0 P: 19	R: 0 E: 0 K: 1 S: 10	H: 1 LOB: 1 BB: 0 P: 12	R: 1 E: 1 K: 1 S: 14	H: 1 LOB: 2 BB: 1 P: 21	R: 0 E: 0 K: 1 S: 6	H: 0 LOB: 0 BB: 0 P: 9	1B: 4 2B: 5 3B: 0 HR: 0	SF: 0 SAC: 0 DP: 1 HBP: 0	WP: 1 PB: 0 SB: 0 CS: 1	PA: 39			
PITCHER	IP	WLS	BF	H	R	ER	SO	BB	IBB	HBP	BLK	WP	HR	S	P	ERA	WHIP								
Dave Telgheder, R ERA: 5.65	5.0	W	21	4	1	1	3	3	0	0	0	0	0	12	19	9.00	3.000								
Buddy Groom, L ERA: 5.0	1.0		5	3	1	1	1	0	0	0	0	0	0	24	33	0.00	1.500								
Billy Taylor, R ERA: 4.1	2.0		10	2	1	0	1	1	0	0	0	0	0	6	9	0.00	0.000								
T.J. Mathews, R ERA: 2.9	1.0		3	0	0	0	1	0	0	0	0	0	0	6	9	0.00	0.000								

Oakland Athletics @ Anaheim Angels
Anaheim Stadium, Anaheim, CA
Thu Sep 18 1997, 6:33 AM EDT
Att: 26,689 - Sunny - 83 F

livebaseballscores.com

AB 35
R 3
H 9
RBI 1
BB 4
SO 6
LOB 20



Batter	1	2	3	4	5	6	7	8	9	AB	R	H	RBI	BB	SO	LOB	TOP										
Tony Phillips, S (1, 4) OBP: 0.393, SLG: 0.390 Robert Eenhoorn, R (9, 4) OBP: 0.667, SLG: 1.000	4-1 F8 1B BB	1-0 G4-3			0-0 1B 16 FC4-6 1B		0-3 K	1-1 SH2-4		3	1	1	0	1	1	1	0 0 0 0 0 0 0										
Jim Edmonds, L (1, 8) OBP: 0.390, SLG: 0.495	2-2 BB		1-3 K		0-0 16 FC4-6 1B		1-0 HR	2-1 16 1B		5	1	4	2	0	1	0	5 1 4 2 0 1 0										
16 Garret Anderson, L (1, 7) OBP: 0.331, SLG: 0.403	1-3 K		2-2 1B		1-1 FC4-6 1B		0-3 K	0-0 L3 1B		5	0	2	2	0	2	3	5 0 2 2 0 2 3										
Tim Salmon, R (1, 9) OBP: 0.392, SLG: 0.521	1-1 F8		3-2 F8		1-2 1B		4-1 1B BB	3-2 L3		4	1	1	0	1	0	5	4 1 1 0 1 0 5										
Dave Hollins, S (1, 3) OBP: 0.363, SLG: 0.433	4-2 BB		1-1 G4-3		3-1 F4		1-0 1B	0-0 BLK 1B		4	1	2	0	1	0	3	4 1 2 0 1 0 3										
Jack Howell, L (1, 10) OBP: 0.331, SLG: 0.585	0-0 G1-3			3-2 P3		3-2 HR	2-2 1B	2-1 L6		5	1	2	2	0	0	4	5 1 2 2 0 0 4										
Luis Alica, S (1, 5) OBP: 0.371, SLG: 0.378		4-2 CS BB		4-1 CS BB		0-0 P6	3-3 K	0-0 G3 1B		3	0	1	1	2	1	2	3 0 1 1 2 1 2										
Chad Kreuter, S (1, 2) OBP: 0.311, SLG: 0.335		0-3 K		0-3 K		0-0 L8		0-0 SH2-4 1B 1B	0-1 G3	5	1	1	0	0	2	3	5 1 1 0 0 2 3										
Gary Disarcina, R (1, 6) OBP: 0.269, SLG: 0.318	1-1 2B				2-2 G4-3	0-1 F9		0-0 1B SH2-4 1B	1-1 G5-3	5	1	2	0	0	0	1	5 1 2 0 0 0 1										
Inning Stats	R: 0 E: 0 K: 1 S: 13	H: 1 LOB: 3 BB: 2 P: 25	R: 0 E: 0 K: 1 S: 8	H: 1 LOB: 1 BB: 1 P: 14	R: 0 E: 0 K: 1 S: 12	H: 1 LOB: 1 BB: 0 P: 19	R: 0 E: 0 K: 1 S: 9	H: 0 LOB: 0 BB: 1 P: 16	R: 1 E: 0 K: 0 S: 13	H: 3 LOB: 2 BB: 0 P: 21	R: 1 E: 0 K: 0 S: 7	H: 1 LOB: 0 BB: 0 P: 10	R: 2 E: 0 K: 3 S: 16	H: 3 LOB: 2 BB: 1 P: 27	R: 2 E: 0 K: 0 S: 12	H: 4 LOB: 1 BB: 0 P: 18	R: 1 E: 0 K: 0 S: 8	H: 2 LOB: 1 BB: 0 P: 11	1B: 13 2B: 2 3B: 0 HR: 2	SF: 0 SAC: 1 DP: 1 HBP: 0	WP: 0 PB: 0 SB: 0 CS: 2	PA: 45					
PITCHER	IP	WLS	BF	H	R	ER	SO	BB	IBB	HBP	BLK	WP	HR	S	P	ERA	WHIP										
Bobby Witt, R (1, 1) ERA: 4.74	6.2	L	32	9	4	4	6	5	0	0	0	0	2	72	121	5.40	2.100										
Eric Gunderson, L (7, 1) ERA: 3.29	0.2		7	5	2	2	1	0	0	0	0	0	0	13	21	27.00	7.500										
Julio Santana, R (8, 1) ERA: 6.82	1.2		6	2	1	1	0	0	0	0	1	0	0	13	19	5.40	1.200										

Anaheim Angels @ Texas Rangers
The Ballpark at Arlington, Arlington, TX
Fri Sep 19 1997, 8:05 PM EDT
Att: 31,809 - Sunny - 89 F

AB 39
R 7
H 16
RBI 7
BB 5
SO 7
LOB 22



Batter	1	2	3	4	5	6	7	8	9	AB	R	H	RBI	BB	SO	LOB	BOTTOM										
Tom Goodwin, L (1, 8) OBP: 0.313, SLG: 0.335	3-1 G1-3 S G3 1B		1-2 G1-3			0-1 G3		0-1 FC6-4		4	1	1	0	0	0	1	4 1 1 0 0 0 1										
Ivan Rodriguez, R (1, 2) OBP: 0.356, SLG: 0.479	2-2 G1-3		2-1 G1-3			1-0 G4-3			0-0 F9	4	0	0	0	0	0	1	4 0 0 0 0 0 1										
29 Rusty Greer, L (1, 7) OBP: 0.406, SLG: 0.533	1-1 G3			0-0 F7		1-0 L3			2-1 F7	4	0	0	1	0	0	0	4 0 0 1 0 0 0										
Juan Gonzalez, R (1, 10) OBP: 0.334, SLG: 0.581	0-0 G5-3			2-2 E5			0-0 F8		2-2 P4	4	0	0	0	0	0	0	4 0 0 0 0 0 0										
Lee Stevens, L (1, 3) OBP: 0.329, SLG: 0.485		1-0 FC4-6 1B		2-1 P7			0-0 F7			3	0	1	0	0	0	1	3 0 1 0 0 0 1										
Domingo Cedeno, S (1, 4) OBP: 0.335, SLG: 0.405		1-1 FC4-6 G6-3		0-1 F7			2-2 L8			3	0	0	0	0	0	2	3 0 0 0 0 0 2										
Fernando Tatis, R (1, 5) OBP: 0.272, SLG: 0.386		0-0 G6-3			1-2 F8			0-1 L9		3	0	0	0	0	0	1	3 0 0 0 0 0 1										
Alex Diaz, S (1, 9) OBP: 0.214, SLG: 0.235		2-2 G4-3			0-0 G5-3			1-1 F9		3	0	0	0	0	0	1	3 0 0 0 0 0 1										
Hanley Frias, S (1, 6) OBP: 0.200, SLG: 0.214			0-1 F8		3-1 G1-3			4-2 FC6-4 BB		2	0	0	0	1	0	0	2 0 0 0 1 0 0										
Inning Stats	R: 1 E: 0 K: 0 S: 8	H: 1 LOB: 0 BB: 0 P: 14	R: 0 E: 1 K: 0 S: 7	H: 1 LOB: 1 BB: 0 P: 11	R: 0 E: 0 K: 0 S: 7	H: 0 LOB: 0 BB: 0 P: 10	R: 0 E: 1 K: 0 S: 9	H: 0 LOB: 1 BB: 0 P: 13	R: 0 E: 0 K: 0 S: 6	H: 0 LOB: 0 BB: 0 P: 10	R: 0 E: 0 K: 0 S: 4	H: 0 LOB: 0 BB: 0 P: 6	R: 0 E: 0 K: 0 S: 6	H: 0 LOB: 0 BB: 0 P: 8	R: 0 E: 0 K: 0 S: 8	H: 0 LOB: 1 BB: 1 P: 13	R: 0 E: 0 K: 0 S: 8	H: 0 LOB: 0 BB: 0 P: 12	1B: 2 2B: 0 3B: 0 HR: 0	SF: 0 SAC: 0 DP: 0 HBP: 0	WP: 0 PB: 0 SB: 1 CS: 0	PA: 31					
PITCHER	IP	WLS	BF	H	R	ER	SO	BB	IBB	HBP	BLK	WP	HR	S	P	ERA	WHIP										
Ken Hill, R (1, 1) ERA: 4.67	9.0	W	31	2	1	1	0	1	0	0	0	0	0	63	97	1.00	0.333										

Anaheim Angels @ Texas Rangers
The Ballpark at Arlington, Arlington, TX
Fri Sep 19 1997, 8:05 PM EDT
Att: 31,809 - Sunny - 89 F

AB 30
R 1
H 2
RBI 1
BB 1
SO 0
LOB 7



Batter	1	2	3	4	5	6	7	8	9	AB	R	H	RBI	BB	SO	LOB	TOP							
Tony Phillips, S (1, 4) OBP: 0.394, SLG: 0.394 Robert Eenhoorn, R (9, 4) OBP: 0.667, SLG: 1.000	F9		HR		P9		16 1B WP 1B BB	BB G4-3 BB BB	K	4	3	1	1	2	1	2								
Jim Edmonds, L (1, 8) OBP: 0.391, SLG: 0.494	F7		K		16 1B BB 2H 1B		WP 16 1B BB	G4-3		5	1	2	1	0	1	1								
16 Garret Anderson, L (1, 7) OBP: 0.333, SLG: 0.494	F8		P5		BB BB 1B		BB WP 1B	BB BB BB		4	0	2	1	1	0	0								
Tim Salmon, R (1, 9) OBP: 0.395, SLG: 0.520		L9 1B BB	P8		1-2 BB		FC3-2 BB SF7 BB	BB BB		1	1	0	0	4	0	0								
Dave Hollins, S (1, 3) OBP: 0.365, SLG: 0.433		BB 1B		L8	F9		FC3-2 BB	FC6-4 BB		3	0	1	2	2	0	2								
Jack Howell, L (1, 10) OBP: 0.327, SLG: 0.579	L9		G4-3 2B			K	FC3-2 BB	FC6-4 BB		5	0	1	0	0	1	8								
Luis Alica, S (1, 5) OBP: 0.371, SLG: 0.376		FC6-4 BB	G4-3		P5		SF7		L1-3 HBP	2	0	0	1	1	0	1								
Chad Kreuter, S (1, 2) OBP: 0.305, SLG: 0.328		K	G4-3		F9		G4-3		L1-3	5	0	0	0	0	1	7								
Gary Disarcina, R (1, 6) OBP: 0.272, SLG: 0.321		FC6-4			E7 1B 1B		1B 16 1B BB 1B	L4		5	2	3	0	0	0	3								
Inning Stats	R: 0 E: 0 K: 0 S: 6	H: 0 LOB: 0 BB: 0 P: 9	R: 0 E: 0 K: 1 S: 12	H: 1 LOB: 3 BB: 2 P: 30	R: 1 E: 0 K: 1 S: 8	H: 1 LOB: 0 BB: 0 P: 13	R: 0 E: 0 K: 0 S: 9	H: 1 LOB: 1 BB: 0 P: 16	R: 1 E: 1 K: 0 S: 9	H: 3 LOB: 2 BB: 1 P: 17	R: 0 E: 0 K: 1 S: 6	H: 0 LOB: 0 BB: 0 P: 6	R: 4 E: 0 K: 0 S: 20	H: 3 LOB: 2 BB: 3 P: 39	R: 1 E: 0 K: 0 S: 13	H: 0 LOB: 3 BB: 4 P: 32	R: 0 E: 0 K: 1 S: 11	H: 1 LOB: 1 BB: 0 P: 13	1B: 8 2B: 2 3B: 0 HR: 1	SF: 1 SAC: 0 DP: 1 HBP: 1	WP: 1 PB: 0 SB: 0 CS: 0	PA: 46		
PITCHER	IP	WLS	BF	H	R	ER	SO	BB	IBB	HBP	BLK	WP	HR	S	P	ERA	WHIP							
Rick Helling, R (1, 1) ERA: 4.39	6.0	L	30	9	6	6	3	4	0	0	0	0	1	58	104	9.00	2.167							
Matt Whiteside, R (7, 1) ERA: 4.83	1.0		5	0	0	0	0	2	0	0	0	1	0	12	26	0.00	2.000							
Wilson Heredia, R (8, 1) ERA: 3.2	0.2		6	0	1	1	0	4	0	0	0	0	0	11	29	13.50	6.000							
Terry Clark, R (8, 1) ERA: 6.0	1.1		5	1	0	0	1	0	0	1	0	0	0	13	16	0.00	0.750							

Anaheim Angels @ Texas Rangers
The Ballpark at Arlington, Arlington, TX
Sat Sep 20 1997, 8:05 PM EDT
Att: 38,902 - Cloudy - 85 F

AB 34
R 7
H 10
RBI 6
BB 10
SO 4
LOB 24



Batter	1	2	3	4	5	6	7	8	9	AB	R	H	RBI	BB	SO	LOB	BOTTOM							
Tom Goodwin, L (1, 8) OBP: 0.314, SLG: 0.335	G4-3		CS BB		K		FC6-4 S		1B	4	0	1	0	1	1	1								
Ivan Rodriguez, R (1, 2) OBP: 0.397, SLG: 0.478	G4-3		CS	29 1B HR	G5-3		P4		1B	5	1	2	2	0	0	1								
29 Rusty Greer, L (1, 7) OBP: 0.405, SLG: 0.533	F8		HR 1B				1B FC6-4 2B		K	5	2	2	0	0	1	2								
Juan Gonzalez, R (1, 10) OBP: 0.333, SLG: 0.584		G4-3		HR		K		K		4	1	1	3	0	2	1								
Lee Stevens, L (1, 3) OBP: 0.329, SLG: 0.482		F9		P6		FC6-4 1B		K		4	0	1	0	0	1	0								
Domingo Caden, S (1, 4) OBP: 0.337, SLG: 0.404		1B		F9		FC6-4 FC5-4		1B 1B BB		3	1	1	1	1	0	1								
Fernando Tatis, R (1, 5) OBP: 0.272, SLG: 0.383		P6		1B		FC5-4		K		4	0	1	0	0	1	3								
Marc Sagmoen, L (1, 9) OBP: 0.174, SLG: 0.256			L7	G4-3				K		4	0	1	0	0	1	2								
Hanley Frias, S (1, 6) OBP: 0.263, SLG: 0.278		G4-3			F7		FC6-4 1B		1B 1B	4	1	2	0	0	0	0								
Inning Stats	R: 0 E: 0 K: 0 S: 4	H: 0 LOB: 0 BB: 0 P: 7	R: 0 E: 0 K: 0 S: 5	H: 1 LOB: 1 BB: 0 P: 7	R: 0 E: 0 K: 0 S: 5	H: 0 LOB: 0 BB: 1 P: 10	R: 3 E: 0 K: 0 S: 12	H: 4 LOB: 1 BB: 0 P: 14	R: 0 E: 0 K: 1 S: 5	H: 0 LOB: 0 BB: 0 P: 9	R: 1 E: 0 K: 1 S: 9	H: 2 LOB: 1 BB: 0 P: 14	R: 0 E: 0 K: 2 S: 10	H: 2 LOB: 1 BB: 0 P: 10	R: 0 E: 0 K: 2 S: 10	H: 0 LOB: 0 BB: 0 P: 15	R: 2 E: 0 K: 3 S: 23	H: 3 LOB: 2 BB: 1 P: 30	1B: 9 2B: 2 3B: 0 HR: 1	SF: 0 SAC: 0 DP: 0 HBP: 0	WP: 0 PB: 0 SB: 1 CS: 1	PA: 40		
PITCHER	IP	WLS	BF	H	R	ER	SO	BB	IBB	HBP	BLK	WP	HR	S	P	ERA	WHIP							
Dennis Springer, R (1, 1) ERA: 5.21	6.1	W	27	9	4	4	2	1	0	0	0	0	0	43	67	5.68	1.579							
Mike James, R (7, 1) ERA: 4.39	0.2		2	0	0	0	0	0	0	0	0	0	0	3	4	0.00	0.000							
Mike Holtz, L (8, 1) ERA: 2.36	1.0		3	0	0	0	2	0	0	0	0	0	0	10	15	0.00	0.000							
Troy Percival, R (9, 1) ERA: 3.6	1.0	S	7	3	2	2	3	1	0	0	0	0	0	23	30	18.00	4.000							

Anaheim Angels @ Texas Rangers
The Ballpark at Arlington, Arlington, TX
Sat Sep 20 1997, 8:05 PM EDT
Att: 38,902 - Cloudy - 85 F

AB 37
R 6
H 12
RBI 6
BB 2
SO 7
LOB 11




Batter	1	2	3	4	5	6	7	8	9	AB	R	H	RBI	BB	SO	LOB	TOP			
Tony Phillips, S OBP: 0.394, SLG: 0.394 (1, 4)										5	1	2	0	0	2	4				
Jim Edmonds, L OBP: 0.359, SLG: 0.490 (1, 8)										4	0	0	0	1	1	2				
16 Garret Anderson, L OBP: 0.336, SLG: 0.409 (1, 7)										5	1	4	0	0	1	0				
Tim Salmon, R OBP: 0.394, SLG: 0.517 (1, 9)										5	0	1	1	0	0	7				
Dave Hollins, S OBP: 0.366, SLG: 0.432 (1, 3)										5	0	2	1	0	1	3				
Jack Howell, L OBP: 0.318, SLG: 0.561 (1, 10)										5	0	0	0	0	1	3				
Luis Alica, S OBP: 0.374, SLG: 0.377 (1, 5)										4	2	2	0	1	0	0				
Chad Kreuter, S OBP: 0.311, SLG: 0.335 (1, 2)										4	0	3	1	0	0	1				
Gary Disarcina, R OBP: 0.271, SLG: 0.321 (1, 6)										5	0	1	1	0	0	4				
Inning Stats	R: 0 E: 0 K: 0 S: 10	H: 2 LOB: 2 BB: 0 P: 12	R: 0 E: 1 K: 0 S: 9	H: 1 LOB: 2 BB: 0 P: 13	R: 1 E: 0 K: 0 S: 13	H: 2 LOB: 1 BB: 0 P: 17	R: 0 E: 0 K: 1 S: 8	H: 1 LOB: 1 BB: 0 P: 12	R: 0 E: 0 K: 0 S: 11	H: 1 LOB: 1 BB: 0 P: 18	R: 1 E: 0 K: 1 S: 16	H: 3 LOB: 2 BB: 0 P: 22	R: 1 E: 0 K: 1 S: 15	H: 3 LOB: 3 BB: 1 P: 25	R: 1 E: 0 K: 1 S: 15	H: 1 LOB: 1 BB: 1 P: 23	1B: 13 2B: 2 3B: 0 HR: 0	SF: 0 SAC: 1 DP: 0 HBP: 0	WP: 1 PB: 1 SB: 1 CS: 0	PA: 45
PITCHER	IP	WLS	BF	H	R	ER	SO	BB	IBB	HBP	BLK	WP	HR	S	P	ERA	WHIP			
Roger Pavlik, R ERA: 4.44 (1, 1)	6.0	L	28	9	2	2	3	0	0	0	0	0	0	65	90	3.00	1.500			
Scott Bailes, L ERA: 2.29 (7, 1)	0.1		2	1	0	0	0	0	0	0	0	0	0	6	8	0.00	3.000			
Danny Patterson, R ERA: 3.61 (7, 1)	1.2		10	4	1	1	2	1	0	0	0	1	0	21	33	5.40	3.000			
John Wetteland, R ERA: 2.0 (9, 1)	1.0		5	1	1	1	1	1	0	0	0	0	0	15	23	9.00	2.000			

Anaheim Angels @ Texas Rangers
The Ballpark at Arlington, Arlington, TX
Sun Sep 21 1997, 4:33 AM EDT
Att: 35,308 - Sunny - 82 F

livebaseballscores.com

AB	42
R	4
H	15
RBI	4
BB	2
SO	6
LOB	24




Batter	1	2	3	4	5	6	7	8	9	AB	R	H	RBI	BB	SO	LOB	BOTTOM			
Tom Goodwin, L OBP: 0.315, SLG: 0.336 (1, 8)										3	1	1	0	1	0	0				
Ivan Rodriguez, R OBP: 0.359, SLG: 0.480 (1, 10)										4	0	3	0	0	1	0				
29 Rusty Greer, L OBP: 0.405, SLG: 0.532 (1, 7)										3	0	1	1	0	0	2				
Juan Gonzalez, R OBP: 0.331, SLG: 0.580 (1, 9)										4	0	0	0	0	0	3				
Lee Stevens, L OBP: 0.330, SLG: 0.485 (1, 3)										4	0	2	0	0	2	3				
Domingo Cedeno, S OBP: 0.336, SLG: 0.402 (1, 4)										4	0	1	0	0	2	3				
Fernando Tatis, R OBP: 0.271, SLG: 0.381 (1, 5)										4	0	1	0	0	0	2				
Hanley Frias, S OBP: 0.217, SLG: 0.227 (1, 6)										4	0	0	0	0	1	2				
Henry Mercedes, R OBP: 0.302, SLG: 0.298 (1, 2)										2	0	0	0	0	2	0				
Alex Diaz, S OBP: 0.211, SLG: 0.232 (7, PH)										1	0	0	0	0	0	0				
Kevin Brown, R OBP: 0.211, SLG: 0.232 (8, 2)										0	0	0	0	0	0	0				
Inning Stats	R: 1 E: 0 K: 1 S: 11	H: 2 LOB: 1 BB: 0 P: 16	R: 0 E: 0 K: 1 S: 8	H: 0 LOB: 0 BB: 0 P: 10	R: 0 E: 0 K: 1 S: 9	H: 1 LOB: 1 BB: 1 P: 19	R: 0 E: 0 K: 0 S: 9	H: 2 LOB: 1 BB: 0 P: 15	R: 0 E: 0 K: 1 S: 11	H: 2 LOB: 2 BB: 0 P: 20	R: 0 E: 0 K: 0 S: 6	H: 0 LOB: 0 BB: 0 P: 7	R: 0 E: 0 K: 1 S: 8	H: 0 LOB: 0 BB: 0 P: 13	R: 0 E: 0 K: 2 S: 11	H: 2 LOB: 2 BB: 0 P: 16	1B: 7 2B: 3 3B: 0 HR: 0	SF: 1 SAC: 0 DP: 2 HBP: 0	WP: 0 PB: 0 SB: 0 CS: 0	PA: 35
PITCHER	IP	WLS	BF	H	R	ER	SO	BB	IBB	HBP	BLK	WP	HR	S	P	ERA	WHIP			
Shigetoshi Hasegawa, R ERA: 3.71 (1, 1)	5.0		21	7	1	1	4	1	0	0	0	0	0	51	85	1.80	1.600			
Pep Harris, R ERA: 3.72 (6, 1)	2.0	W	6	0	0	0	1	0	0	0	0	0	0	12	18	0.00	0.000			
Mike Holtz, L ERA: 2.3 (8, 1)	1.0		3	0	0	0	1	0	0	0	0	0	0	8	13	0.00	0.000			
Troy Percival, R ERA: 3.53 (9, 1)	1.0	S	5	2	0	0	2	0	0	0	0	0	0	11	16	0.00	2.000			

Anaheim Angels @ Texas Rangers
The Ballpark at Arlington, Arlington, TX
Sun Sep 21 1997, 4:33 AM EDT
Att: 35,308 - Sunny - 82 F

livebaseballscores.com

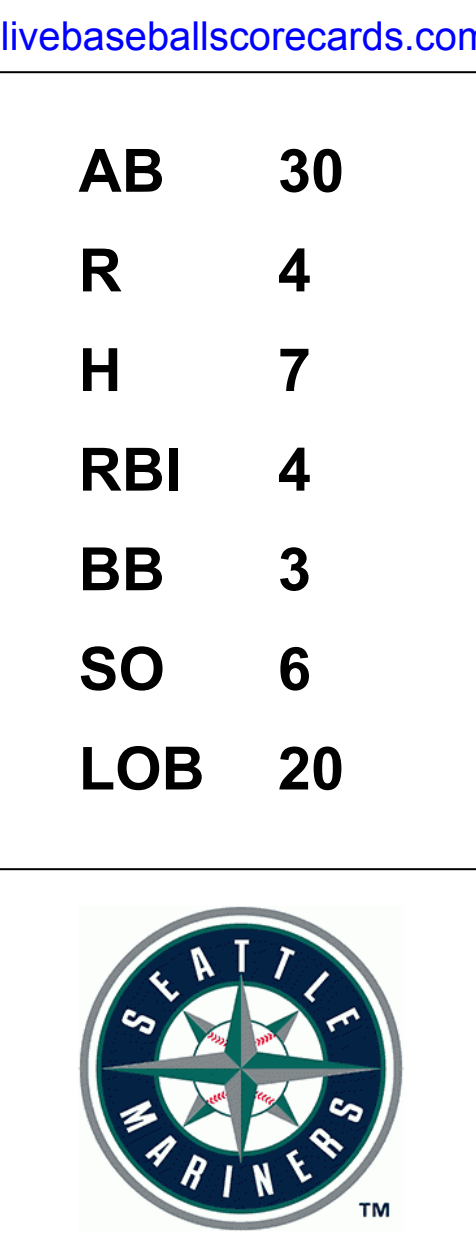
AB	33
R	1
H	9
RBI	1
BB	1
SO	8
LOB	15



Batter	1	2	3	4	5	6	7	8	9	AB	R	H	RBI	BB	SO	LOB	TOP								
Tony Phillips, S OBP: 0.392, SLG: 0.391 (1, 4)	L9		L8			K		G6-3		4	0	0	0	0	1	0	Anaheim Angels @ Seattle Mariners The Kingdome, Seattle, WA Tue Sep 23 1997, 10:05 PM EDT Att: 52,884 - Dome - 72 F								
Jim Edmonds, L OBP: 0.394, SLG: 0.505 (1, 8)	HR		1B			HR		1B		3	2	3	2	1	0	0									
Tim Salmon, R OBP: 0.393, SLG: 0.515 (1, 10)	F8		G3			P4		1B		4	0	1	0	0	0	1									
Dave Hollins, S OBP: 0.363, SLG: 0.429 (1, 3)	G6-3					G1-3		K		4	0	0	0	0	2	1									
Rickey Henderson, R OBP: 0.400, SLG: 0.342 Orlando Palmeiro, L OBP: 0.355, SLG: 0.257 (1, 7) (7, 9)			K			K				3	0	0	0	0	3	0									
16 Garret Anderson, L OBP: 0.334, SLG: 0.406 (1, 9) (7, 7)			K			K				1	0	1	0	0	0	0									
Luis Alica, S OBP: 0.375, SLG: 0.379 (1, 5)			1B			P3		K		4	0	2	0	0	1	1									
Chad Kreuter, S OBP: 0.312, SLG: 0.335 Jack Howell, L OBP: 0.316, SLG: 0.557 (1, 2) (9, PH)			K			G6-3		K		3	0	1	0	0	2	2									
Gary Disarcina, R OBP: 0.271, SLG: 0.327 (1, 6)			G5-3			G6-3		HR		3	1	1	1	0	0	1									
Inning Stats	R: 1 E: 0 K: 0 S: 13	H: 1 LOB: 0 BB: 0 P: 17	R: 0 E: 0 K: 3 S: 11	H: 1 LOB: 1 BB: 0 P: 14	R: 0 E: 0 K: 0 S: 14	H: 1 LOB: 1 BB: 0 P: 21	R: 0 E: 0 K: 3 S: 10	H: 0 LOB: 0 BB: 0 P: 16	R: 0 E: 0 K: 1 S: 6	H: 1 LOB: 0 BB: 0 P: 9	R: 1 E: 0 K: 1 S: 13	H: 1 LOB: 1 BB: 1 P: 24	R: 0 E: 0 K: 3 S: 12	H: 1 LOB: 0 BB: 0 P: 20	R: 1 E: 0 K: 1 S: 15	H: 2 LOB: 1 BB: 1 P: 21		R: 0 E: 0 K: 2 S: 11	H: 1 LOB: 1 BB: 0 P: 16	1B: 6 2B: 0 3B: 0 HR: 3	SF: 0 SAC: 0 DP: 1 HBP: 0	WP: 1 PB: 0 SB: 1 CS: 0	PA: 35		
PITCHER	IP	WLS	BF	H	R	ER	SO	BB	IBB	HBP	BLK	WP	HR	S	P	ERA	WHIP								
Randy Johnson, R ERA: 2.3 (1, 1)	8.0	W	31	8	3	3	11	1	0	0	0	0	3	94	142	3.38	1.125								
Heathcliff Slocumb, R ERA: 5.3 (9, 1)	1.0	S	4	1	0	0	2	0	0	0	0	1	0	11	16	0.00	1.000								

Batter	1	2	3	4	5	6	7	8	9	AB	R	H	RBI	BB	SO	LOB	BOTTOM								
Joey Cora, S OBP: 0.362, SLG: 0.445 (1, 4)	G3 1B 1B	L8				1B		K		4	1	2	0	0	1	0	Anaheim Angels @ Seattle Mariners The Kingdome, Seattle, WA Tue Sep 23 1997, 10:05 PM EDT Att: 52,884 - Dome - 72 F								
Roberto Kelly, R OBP: 0.329, SLG: 0.457 (1, 7)	F8		P2		L5		K			4	0	0	0	0	1	2									
Ken Griffey Jr., L OBP: 0.381, SLG: 0.645 (1, 8)	1B HR 1B		G6-3		K		G4-3			3	1	1	0	1	1	1									
Edgar Martinez, R OBP: 0.456, SLG: 0.554 Lee Tinsley, S OBP: 0.279, SLG: 0.304 (1, 10) (9, PR)	G3		G6-3		L8					3	0	0	0	1	0	4									
Alex Rodriguez, R OBP: 0.350, SLG: 0.497 (1, 6)	HR 1B					E6		G4-6-3		4	1	2	1	0	0	1									
Jay Buhner, R OBP: 0.381, SLG: 0.508 (1, 9)	HR					FC1-5-4 F8 1B		K		3	1	1	3	1	1	2									
Dan Wilson, R OBP: 0.323, SLG: 0.425 (1, 2)	L5					FC6-4 1B				3	0	1	0	0	1	2									
Mike Blowers, R OBP: 0.380, SLG: 0.437 (1, 3)		L8				F8				3	0	0	0	0	1	4									
Andy Sheets, R OBP: 0.329, SLG: 0.432 (1, 5)		G3				FC6-4				3	0	0	0	0	0	4									
Inning Stats	R: 4 E: 0 K: 0 S: 17	H: 4 LOB: 0 BB: 0 P: 28	R: 0 E: 0 K: 0 S: 9	H: 0 LOB: 0 BB: 0 P: 17	R: 0 E: 0 K: 0 S: 5	H: 0 LOB: 1 BB: 1 P: 13	R: 0 E: 0 K: 2 S: 12	H: 1 LOB: 2 BB: 1 P: 24	R: 0 E: 1 K: 0 S: 14	H: 1 LOB: 2 BB: 0 P: 21	R: 0 E: 0 K: 2 S: 9	H: 0 LOB: 0 BB: 0 P: 15	R: 0 E: 0 K: 1 S: 7	H: 0 LOB: 1 BB: 1 P: 12	R: 0 E: 0 K: 1 S: 7	H: 0 LOB: 1 BB: 1 P: 12		1B: 5 2B: 0 3B: 1 HR: 1	SF: 0 SAC: 0 DP: 2 HBP: 0	WP: 0 PB: 0 SB: 0 CS: 0	PA: 33				
PITCHER	IP	WLS	BF	H	R	ER	SO	BB	IBB	HBP	BLK	WP	HR	S	P	ERA	WHIP								
Allen Watson, L ERA: 5.06 (7, 1)	0.2	L	2	0	0	0	2	0	0	0	0	0	0	6	9	0.00	0.000								
Pep Harris, R ERA: 3.69 (7, 1)	0.1		1	0	0	0	0	0	0	0	0	0	0	3	6	0.00	0.000								
Mike Holtz, L ERA: 2.28 (8, 1)	1.0		3	0	0	0	1	1	0	0	0	0	0	7	12	0.00	1.000								

AB	34
R	3
H	9
RBI	3
BB	1
SO	13
LOB	8



Batter	1	2	3	4	5	6	7	8	9	AB	R	H	RBI	BB	SO	LOB	TOP										
Orlando Palmeiro, L OBP: 0.299, SLG: 0.252 (1, 9) C X	0-1 F9 1B 1B	0-0 G6-3		0-0 G6-3	0-0 G5-3		2-2 G4-3		1-2 G3-1	6	1	1	1	0	0	4											
Jim Edmonds, L OBP: 0.396, SLG: 0.505 Chris Turner, R OBP: 0.440, SLG: 0.600 (1, 8) S X	0-1 1B BB 1B		1-1 G4-3	4-2 16 1B BB		4-1 16 G1-4-3 1B BB	1-0 HR		3-2 G5-3	2	0	1	0	1	0	0											
16 Garret Anderson, L OBP: 0.333, SLG: 0.404 (1, 7) F C B B B B X	2-3 K		2-0 L7	2-0 1B		1-1 G1-4-3	3-2 L8		0-0 G4-3	6	0	1	1	0	1	5											
Tim Salmon, R OBP: 0.393, SLG: 0.512 (1, 10) S B B B B B X	3-1 F9 2-3		4-2 1B BB		3-H F7		4-0 1B BB		3-3 K	3	1	0	0	2	1	4											
Dave Hollins, S OBP: 0.367, SLG: 0.432 (1, 3) B B B B X	4-0 1B BB		3-2 SAFE 1-3 1B		2-2 E3 HR	2-2 E 1B		0-0 FC6-4 1B		4	2	3	1	1	0	0											
Jack Howell, L OBP: 0.318, SLG: 0.571 (1, 5) C B B B X	2-1 1B		0-1 L8		3-1 HR	1-1 E4 G6-3		1-2 FC6-4 1-2		5	1	2	3	0	0	3											
Luis Alica, S OBP: 0.373, SLG: 0.375 (1, 4) F S B X	0-3 K			4-0 S 7 1B G6-3 BB		0-2 F8	0-0 G6-3		2-0 F7	4	1	0	0	1	1	5											
7 Angelo Encarnacion, R OBP: 0.462, SLG: 0.769 (1, 2) F X		0-1 P3		0-2 SAFE S 16 1B 1B		0-1 G6-3			0-0 G3-1 1B	5	1	3	0	0	0	1											
Robert Eenhoorn, R OBP: 0.375, SLG: 0.429 (1, 6) B B B X		2-1 L7		3-3 K	0-1 L4		2-2 L1		0-0 G3-1 1B	5	0	1	0	0	1	3											
Inning Stats	R: 1 E: 0 K: 2 S: 15	H: 3 LOB: 3 BB: 1 P: 26	R: 0 E: 0 K: 0 S: 5	H: 0 LOB: 0 BB: 0 P: 7	R: 0 E: 0 K: 0 S: 13	H: 1 LOB: 2 BB: 1 P: 23	R: 2 E: 0 K: 1 S: 11	H: 2 LOB: 2 BB: 2 P: 24	R: 2 E: 1 K: 0 S: 13	H: 2 LOB: 1 BB: 0 P: 18	R: 3 E: 1 K: 0 S: 11	H: 1 LOB: 1 BB: 2 P: 24	R: 1 E: 0 K: 0 S: 12	H: 1 LOB: 0 BB: 0 P: 20	R: 0 E: 0 K: 1 S: 9	H: 1 LOB: 1 BB: 0 P: 15	R: 0 E: 0 K: 0 S: 9	H: 2 LOB: 2 BB: 0 P: 13	1B: 10 2B: 1 3B: 0 HR: 2	SF: 0 SAC: 0 DP: 0 HBP: 0	WP: 1 PB: 0 SB: 4 CS: 0	PA: 48					
PITCHER	IP	WLS	BF	H	R	ER	SO	BB	IBB	HBP	BLK	WP	HR	S	P	ERA	WHIP										
Felipe Lira, R ERA: 6.34 39 Greg McCarthy, L ERA: 5.46 Rafael Carmona, R ERA: 3.18 Mark Holzemer, L ERA: 5.0 Mike Timlin, R ERA: 3.27	4.2	L	27	8	5	4	3	4	0	0	0	0	1	56	97	7.71	2.571										

Anaheim Angels @ Seattle Mariners
The Kingdome, Seattle, WA
Wed Sep 24 1997, 10:05 PM EDT
Att: 41,975 - Dome - 72 F

AB	42
R	9
H	13
RBI	7
BB	6
SO	4
LOB	27



Batter	1	2	3	4	5	6	7	8	9	AB	R	H	RBI	BB	SO	LOB	BOTTOM										
Ken Griffey Jr., L OBP: 0.379, SLG: 0.642 Mike Blowers, R OBP: 0.384, SLG: 0.437 (1, 10) B C C X	2-1 G3		3-3 K		3-1 F8			4-2 WP 1B BB		3	0	0	0	0	1	0											
Lee Tinsley, S OBP: 0.276, SLG: 0.296 (1, 8) C F S B X	1-3 K		4-1 BB BB		1-1 P5			2-3 K		3	0	0	0	1	2	1											
Paul Sorrento, L OBP: 0.340, SLG: 0.506 Dan Rohrmeier, R OBP: 0.429, SLG: 0.333 (1, 3) C B B B X	3-2 1B		4-1 SAFE 1-2 BB		1-3 K			1-0 2B 1B		2	0	1	0	1	1	0											
Rick Wilkins, L OBP: 0.258, SLG: 0.311 John Marzano, R OBP: 0.345, SLG: 0.370 (1, 2) B X	2-0 FC6 1B		0-0 F7		1-0 G3-1			2-1 2B		3	0	1	0	0	0	2											
Raul Ibanez, L OBP: 0.100, SLG: 0.200 (1, 9) X	0-0 FC6 1-2		2-3 K		3-2 G4-3			2-3 K		4	0	0	0	0	2	5											
Brent Gates, S OBP: 0.291, SLG: 0.352 (1, 5) C S B B B X		2-3 K2-3		4-1 G5-4-3 BB			1-0 F8		1-1 G6-3	3	0	0	0	1	1	0											
Rich Amaral, R OBP: 0.318, SLG: 0.317 (1, 7) B B B X		2-2 F8		1-2 G5-4-3 1-2			1-0 F9		1-3 K	4	0	0	0	0	1	1											
Andy Sheets, R OBP: 0.326, SLG: 0.462 (1, 6) B X		1-0 HR		0-1 F9			0-3 K		0-3 K	4	1	1	1	0	2	0											
Giomar Guevara, S (1, 4) B X		1-0 G4-3			3-2 P4			1-3 K		3	0	0	0	0	1	0											
Inning Stats	R: 0 E: 0 K: 1 S: 10	H: 2 LOB: 2 BB: 0 P: 18	R: 1 E: 0 K: 1 S: 8	H: 1 LOB: 0 BB: 0 P: 14	R: 0 E: 0 K: 2 S: 12	H: 0 LOB: 2 BB: 2 P: 25	R: 0 E: 0 K: 0 S: 7	H: 0 LOB: 0 BB: 1 P: 12	R: 0 E: 0 K: 0 S: 8	H: 0 LOB: 0 BB: 0 P: 15	R: 0 E: 0 K: 1 S: 9	H: 0 LOB: 0 BB: 0 P: 14	R: 0 E: 0 K: 1 S: 5	H: 0 LOB: 0 BB: 0 P: 7	R: 2 E: 0 K: 3 S: 15	H: 2 LOB: 1 BB: 1 P: 27	R: 0 E: 0 K: 2 S: 9	H: 0 LOB: 0 BB: 0 P: 11	1B: 3 2B: 1 3B: 0 HR: 1	SF: 0 SAC: 0 DP: 1 HBP: 0	WP: 2 PB: 0 SB: 0 CS: 0	PA: 35					
PITCHER	IP	WLS	BF	H	R	ER	SO	BB	IBB	HBP	BLK	WP	HR	S	P	ERA	WHIP										
Ken Hill, R ERA: 4.55 Darrell May, L ERA: 5.19	7.0	W	26	3	1	1	6	3	0	0	0	2	0	24	38	1.29	0.857										

Anaheim Angels @ Seattle Mariners
The Kingdome, Seattle, WA
Wed Sep 24 1997, 10:05 PM EDT
Att: 41,975 - Dome - 72 F

AB	31
R	3
H	5
RBI	3
BB	4
SO	11
LOB	9



Batter	1	2	3	4	5	6	7	8	9	AB	R	H	RBI	BB	SO	LOB	TOP				
Tom Goodwin, L (1, 8) OBP: 0.311, SLG: 0.333	1-1 G3	0-0 F9	1-1 G6-3			2-2 G1-3		1-0 P5		5	0	0	0	0	0	3					
Ivan Rodriguez, R (1, 2) OBP: 0.394, SLG: 0.486	0-2 29 HR	1-0 1B		1-2 G6-3		2-1 1B		4-0 IBB		4	2	3	0	1	0	0					
29 Rusty Greer, L (1, 7) OBP: 0.406, SLG: 0.533	2-0 1B	4-2 1B		1-1 G3-1		1-1 L3		1-0 G4-3		4	2	1	2	1	0	3					
Juan Gonzalez, R (1, 10) OBP: 0.335, SLG: 0.589	4-1 HR	2-2 FC1-6		1-2 1B			1-0 HR		2-3 K	4	2	3	2	1	1	0					
Lee Stevens, L (1, 3) OBP: 0.337, SLG: 0.516	0-1 HR	0-2 FC1-6		1-0 G3-1			2-3 K		1-2 HR	5	2	2	3	0	1	2					
Domingo Cadeno, S (1, 4) OBP: 0.336, SLG: 0.401	2-2 FC4-6				0-0 F7		1-0 G4-3		2-2 3-1	5	0	1	0	0	1	1					
Fernando Tatis, R (1, 5) OBP: 0.289, SLG: 0.386	2-1 FC4-6		4-2 G6-3		3-2 G4-6-3		0-0 G1-3		1-3 K	4	0	1	0	1	1	1					
Alex Diaz, S (1, 9) OBP: 0.271, SLG: 0.291	4-1 1B		1-1 G1-3		2-1 G4-6-3			4-2 G4-3		2	0	0	0	2	0	2					
Billy Ripken, R (1, 6) OBP: 0.290, SLG: 0.360	1-0 P3		4-1 G6-3			1-1 F8		0-0 G4-3		3	0	0	0	1	0	3					
Inning Stats	R: 4 E: 0 K: 0 S: 16	H: 4 LOB: 2 BB: 2 P: 32	R: 2 E: 1 K: 1 S: 14	H: 2 LOB: 1 BB: 1 P: 22	R: 0 E: 0 K: 0 S: 7	H: 0 LOB: 1 BB: 2 P: 17	R: 0 E: 0 K: 0 S: 11	H: 1 LOB: 1 BB: 0 P: 15	R: 0 E: 0 K: 0 S: 10	H: 1 LOB: 1 BB: 0 P: 16	R: 0 E: 0 K: 1 S: 6	H: 1 LOB: 0 BB: 0 P: 10	R: 0 E: 0 K: 0 S: 5	H: 0 LOB: 2 BB: 2 P: 15	R: 1 E: 0 K: 2 S: 15	H: 1 LOB: 0 BB: 0 P: 21	1B: 6 2B: 1 3B: 0 HR: 4	SF: 0 SAC: 0 DP: 2 HBP: 0	WP: 0 PB: 0 SB: 0 CS: 0	PA: 43	
PITCHER	IP	WLS	BF	H	R	ER	SO	BB	IBB	HBP	BLK	WP	HR	S	P	ERA	WHIP				
Jason Dickson, R (1, 1) ERA: 4.29	6.0	L	30	9	6	5	1	5	0	0	0	0	2	66	115	7.50	2.333				
Anthony Chavez, R (7, 1) ERA: 1.13	1.1		6	1	1	1	1	1	0	0	0	0	1	9	17	6.75	1.500				
Greg Cadaret, L (8, 1) ERA: 3.29	1.2		7	1	1	1	2	0	1	0	0	0	1	17	29	5.40	0.600				

Texas Rangers @ Anaheim Angels
Anaheim Stadium, Anaheim, CA
Thu Sep 25 1997, 10:05 PM EDT
Att: 21,292 - Overcast - 79 F

AB 36
R 8
H 11
RBI 7
BB 7
SO 4
LOB 15



Batter	1	2	3	4	5	6	7	8	9	AB	R	H	RBI	BB	SO	LOB	BOTTOM					
Orlando Palmeiro, L (1, 8) OBP: 0.309, SLG: 0.276	0-2 16 2B	3-2 3B		2-2 S		1-0 F9			0-1 G4-3	4	1	2	2	0	0	1						
Jim Edmonds, L (1, 10) OBP: 0.385, SLG: 0.502	0-3 K	2-1 P7		2-1 F7			4-1 16 1B		4-0 1B	3	0	0	0	1	1	3						
Darin Erstad, L (7, FR) OBP: 0.360, SLG: 0.466										0	0	0	0	0	0	0						
Chad Kreuter, S (9, PH) OBP: 0.314, SLG: 0.335										0	0	0	0	1	0	0						
16 Garret Anderson, L (1, 7) OBP: 0.335, SLG: 0.407	0-2 HR	0-0 G3			0-1 CS		1-0 1B		1-0 F8	5	1	3	1	0	0	2						
Tim Salmon, R (1, 9) OBP: 0.394, SLG: 0.518	0-1 HR		2-2 G6-3		2-2 CS		3-3 K		2-1 1B	5	1	3	2	0	1	2						
Dave Hollins, S (1, 3) OBP: 0.365, SLG: 0.430	1-3 K		2-0 F8		0-1 F7		1-0 F7		1-1 1B	5	0	1	0	0	1	4						
Jack Howell, L (1, 5) OBP: 0.315, SLG: 0.560	2-1 G3		3-1 1B		3-3 K		0-1 P6		1-3 K	5	0	1	0	0	2	7						
Luis Alicaia, S (1, 4) OBP: 0.374, SLG: 0.373		4-1 1B	0-3 K			4-2 G6-3		0-1 F9		2	1	0	0	2	1	1						
Chris Turner, R (1, 2) OBP: 0.393, SLG: 0.522		1-3 K		0-3 K		0-2 SH1-3		0-0 F9		3	0	0	0	0	2	1						
Robert Eenhoorn, R (1, 6) OBP: 0.333, SLG: 0.364		1-0 3B		1-0 G4-3		0-0 G6-3		1-0 F9		4	1	1	0	0	0	1						
Inning Stats	R: 3 E: 0 K: 2 S: 16	H: 3 LOB: 0 BB: 0 P: 19	R: 2 E: 0 K: 1 S: 11	H: 2 LOB: 1 BB: 1 P: 22	R: 0 E: 0 K: 1 S: 9	H: 1 LOB: 1 BB: 0 P: 16	R: 0 E: 0 K: 1 S: 8	H: 0 LOB: 1 BB: 0 P: 13	R: 0 E: 0 K: 1 S: 16	H: 2 LOB: 2 BB: 0 P: 21	R: 0 E: 0 K: 0 S: 8	H: 0 LOB: 1 BB: 1 P: 13	R: 0 E: 0 K: 1 S: 8	H: 1 LOB: 2 BB: 1 P: 17	R: 0 E: 0 K: 0 S: 4	H: 0 LOB: 0 BB: 0 P: 5	R: 0 E: 0 K: 1 S: 11	H: 2 LOB: 3 BB: 1 P: 20	1B: 8 2B: 2 3B: 1 HR: 1	SF: 0 SAC: 1 DP: 1 HBP: 1	WP: 0 PB: 0 SB: 1 CS: 1	PA: 42
PITCHER	IP	WLS	BF	H	R	ER	SO	BB	IBB	HBP	BLK	WP	HR	S	P	ERA	WHIP					
Bobby Witt, R (1, 1) ERA: 4.82	5.2	W	27	8	5	5	6	2	0	1	0	0	0	3	9	0.00	6.000					
Eric Gunderson, L (6, 1) ERA: 3.29	0.1		3	1	0	0	0	1	0	0	0	0	0	3	9	0.00	6.000					
Julio Santana, R (7, 1) ERA: 6.68	2.0		6	0	0	0	1	0	0	0	0	0	0	10	15	0.00	0.000					
John Wetteland, R (9, 1) ERA: 1.97	1.0	S	6	2	0	0	1	1	0	0	0	0	0	11	20	0.00	3.000					

Texas Rangers @ Anaheim Angels
Anaheim Stadium, Anaheim, CA
Thu Sep 25 1997, 10:05 PM EDT
Att: 21,292 - Overcast - 79 F

AB 36
R 5
H 11
RBI 5
BB 4
SO 8
LOB 22



Batter	1	2	3	4	5	6	7	8	9	AB	R	H	RBI	BB	SO	LOB	TOP			
Tom Goodwin, L (1,8) OBP: 0.314, SLG: 0.336	K		K			L7		F7		5	0	1	0	0	2	2	Texas Rangers @ Anaheim Angels Anaheim Stadium, Anaheim, CA Sat Sep 27 1997, 10:05 PM EDT Att: 21,676 - Unknown - 78 F			
Ivan Rodriguez, R (1,2) OBP: 0.360, SLG: 0.484	F8		FC6-5-4		G5-3		HR	L9		5	1	1	1	0	0	3				
29 Rusty Greer, L (1,7) OBP: 0.406, SLG: 0.531	L7		F8				1B	K		4	1	1	0	1	1	2				
Juan Gonzalez, R (1,10) OBP: 0.336, SLG: 0.592		K		K	P3		F9		G4-3	5	0	1	0	0	2	3				
Lee Stevens, L (1,3) OBP: 0.334, SLG: 0.514	F7			F7	G4-3		E4	G4-3		5	0	0	0	0	0	4				
Domingo Cadeno, S (1,4) OBP: 0.338, SLG: 0.404		1B		2B		2B	SF8	G1-3		4	3	3	1	1	1	1				
Fernando Tatis, R (1,5) OBP: 0.298, SLG: 0.406		2B		2B	2B		G1-3		K	4	2	2	1	1	1	3				
Alex Diaz, S (1,9) OBP: 0.280, SLG: 0.349	F9			BB		SF8	G6-3		K	3	0	1	3	0	0	3				
Billy Ripken, R (1,6) OBP: 0.300, SLG: 0.374				P3		SH1-3				3	0	2	1	0	0	1				
Inning Stats	R: 0 E: 0 K: 1 S: 9	H: 0 LOB: 0 BB: 0 P: 13	R: 1 E: 0 K: 1 S: 10	H: 2 LOB: 1 BB: 0 P: 18	R: 0 E: 0 K: 1 S: 7	H: 1 LOB: 1 BB: 0 P: 13	R: 2 E: 0 K: 1 S: 12	H: 2 LOB: 1 BB: 1 P: 25	R: 0 E: 0 K: 0 S: 9	H: 1 LOB: 2 BB: 1 P: 19	R: 2 E: 1 K: 0 S: 14	H: 3 LOB: 2 BB: 0 P: 19	R: 0 E: 0 K: 1 S: 9	H: 1 LOB: 1 BB: 0 P: 16	R: 0 E: 0 K: 2 S: 9	H: 1 LOB: 1 BB: 0 P: 13	1B: 4 2B: 7 3B: 0 HR: 1	SF: 1 SAC: 1 DP: 0 HBP: 0	WP: 1 PB: 0 SB: 0 CS: 0	PA: 43
PITCHER	IP WLS BF H R ER SO	IP WLS BF H R ER SO	IP WLS BF H R ER SO	IP WLS BF H R ER SO	IP WLS BF H R ER SO	IP WLS BF H R ER SO	IP WLS BF H R ER SO	IP WLS BF H R ER SO	IP WLS BF H R ER SO	IP WLS BF H R ER SO	IP WLS BF H R ER SO	IP WLS BF H R ER SO	IP WLS BF H R ER SO	IP WLS BF H R ER SO	IP WLS BF H R ER SO	IP WLS BF H R ER SO	ERA WHIP	ERA WHIP		
Shigetoshi Hasegawa, R (1,1) ERA: 3.93	5.0	25	7	5	5	4	3	0	0	0	0	1	0	51	96	9.00	2.000			
Darrell May, L (6,1) ERA: 5.23	1.1	8	3	2	1	0	0	0	0	0	0	0	1	16	19	6.75	2.250			
Anthony Chavez, R (7,1) ERA: 0.93	1.2	6	1	0	0	1	0	0	0	0	0	0	0	13	23	0.00	0.600			
Troy Percival, R (9,1) ERA: 3.46	1.0	W	4	1	0	0	2	0	0	0	0	0	0	9	13	0.00	1.000			

AB 38
R 7
H 12
RBI 7
BB 3
SO 7
LOB 22



Batter	1	2	3	4	5	6	7	8	9	AB	R	H	RBI	BB	SO	LOB	BOTTOM			
Orlando Palmeiro, L (1,8) OBP: 0.315, SLG: 0.269	G4-3			G5-3		K		1B	1B	4	1	1	0	1	1	0	Texas Rangers @ Anaheim Angels Anaheim Stadium, Anaheim, CA Sat Sep 27 1997, 10:05 PM EDT Att: 21,676 - Unknown - 78 F			
Jim Edmonds, L (1,10) OBP: 0.397, SLG: 0.501	G3-6-1			G4-6-3		F8		BB	BB	3	1	1	0	2	0	2				
16 Garret Anderson, L (1,7) OBP: 0.335, SLG: 0.408	G3-6-1			G4-6-3		2B		K	1B	4	1	1	0	1	1	4				
Tim Salmon, R (1,9) OBP: 0.395, SLG: 0.519		G6-4-3			K	2B		BB	1B	5	1	4	3	0	1	0				
Dave Hollins, S (1,3) OBP: 0.365, SLG: 0.433		G6-4-3			HR	G4-3		2B	BB	3	2	1	1	1	0	2				
Jack Howell, L (1,5) OBP: 0.305, SLG: 0.540					F8			2B		2	0	0	0	0	1	0				
Robert Eenhoorn, R (6,5) OBP: 0.389, SLG: 0.647		K				HR		2B		2	1	2	4	0	0	0				
Luis Alicea, S (1,4) OBP: 0.377, SLG: 0.371				K		7 1B		K		3	0	0	0	1	2	1				
7 Angelo Encarnacion, R (1,2) OBP: 0.412, SLG: 0.647				P3		BB		G4-3	G5-3	4	0	1	0	0	0	1				
Gary Disarcina, R (1,6) OBP: 0.273, SLG: 0.328				L8		FC5-4		G4-3		4	1	1	0	0	0	2				
Inning Stats	R: 0 E: 0 K: 0 S: 6	H: 0 LOB: 0 BB: 1 P: 11	R: 0 E: 0 K: 1 S: 9	H: 1 LOB: 0 BB: 0 P: 13	R: 0 E: 0 K: 1 S: 9	H: 0 LOB: 0 BB: 0 P: 13	R: 0 E: 0 K: 0 S: 9	H: 0 LOB: 1 BB: 1 P: 15	R: 1 E: 0 K: 1 S: 15	H: 2 LOB: 2 BB: 1 P: 22	R: 1 E: 0 K: 0 S: 12	H: 2 LOB: 1 BB: 0 P: 15	R: 1 E: 0 K: 2 S: 21	H: 4 LOB: 1 BB: 1 P: 30	R: 1 E: 0 K: 0 S: 8	H: 2 LOB: 2 BB: 2 P: 19	1B: 7 2B: 3 3B: 0 HR: 2	SF: 0 SAC: 0 DP: 3 HBP: 0	WP: 0 PB: 0 SB: 0 CS: 0	PA: 40
PITCHER	IP WLS BF H R ER SO	IP WLS BF H R ER SO	IP WLS BF H R ER SO	IP WLS BF H R ER SO	IP WLS BF H R ER SO	IP WLS BF H R ER SO	IP WLS BF H R ER SO	IP WLS BF H R ER SO	IP WLS BF H R ER SO	IP WLS BF H R ER SO	IP WLS BF H R ER SO	IP WLS BF H R ER SO	IP WLS BF H R ER SO	IP WLS BF H R ER SO	IP WLS BF H R ER SO	IP WLS BF H R ER SO	ERA WHIP	ERA WHIP		
Roger Pavlik, R (1,1) ERA: 4.37	7.0	27	6	3	3	4	3	0	0	0	0	0	0	70	104	3.86	1.286			
Scott Bailes, L (8,1) ERA: 2.95	0.1	3	2	2	2	1	0	0	0	0	0	0	10	15	54.00	6.000				
Matt Whiteside, R (8,1) ERA: 5.08	0.0	2	1	0	0	0	1	0	0	0	0	0	6	10	∞	∞				
Danny Patterson, R (8,1) ERA: 3.42	0.2	3	1	2	2	1	0	0	0	0	0	0	5	5	27.00	1.500				
Julio Santana, R (9,1) ERA: 6.75	0.1	L	5	2	1	1	0	1	1	0	0	0	8	19	27.00	9.000				

AB 34
R 8
H 12
RBI 8
BB 6
SO 6
LOB 12



Batter	1	2	3	4	5	6	7	8	9	AB	R	H	RBI	BB	SO	LOB	TOP									
Damon Buford, R OBP: 0.287, SLG: 0.339	2-0 CS 1B		2-2 G5-3		1-0 F8		2-0 HR		1-3 K	5	1	2	1	0	1	1										
Domingo Cadeno, S OBP: 0.334, SLG: 0.400	1-4 SAFE F8		2-3 K		0-3 K		0-1 G3			4	0	0	0	0	2	2										
29 Rusty Greer, L OBP: 0.405, SLG: 0.531	1-7 L8		1-3 K			1-0 G1-3		1-1 F9 2B		4	0	1	0	0	1	0										
Juan Gonzalez, R OBP: 0.335, SLG: 0.589		4-2 1B BB		1-0 F8		2-2 L6		3-3 K		3	1	0	0	1	1	1										
Lee Stevens, L OBP: 0.336, SLG: 0.514		1-1 1B 1B		0-0 G4-3		1-0 1B		1-0 F9		4	0	2	0	0	0	1										
Fernando Tatis, R OBP: 0.297, SLG: 0.404		1-3 K		0-0 1B		2-1 L9		0-1 G5-3		4	0	1	0	0	1	4										
Alex Diaz, S OBP: 0.268, SLG: 0.333		0-0 F9		0-3 K			0-0 P3		2-2 L7	4	0	0	0	0	1	3										
Hanley Frias, S OBP: 0.222, SLG: 0.231		1-1 WP 1B		2-3 K		2-2 F9 PB		0-2 P6		4	1	1	1	0	1	0										
Kevin Brown, R OBP: 0.400, SLG: 1.000		3-2 F9		0-0 1B		0-0 F9		1-2 HR		4	1	2	1	0	0	3										
Inning Stats	R: 0 E: 0 K: 0 S: 5	H: 1 LOB: 0 BB: 0 P: 7	R: 1 E: 0 K: 1 S: 15	H: 2 LOB: 2 BB: 1 P: 25	R: 0 E: 0 K: 2 S: 9	H: 0 LOB: 0 BB: 0 P: 14	R: 0 E: 0 K: 1 S: 6	H: 1 LOB: 1 BB: 0 P: 7	R: 0 E: 0 K: 2 S: 9	H: 1 LOB: 1 BB: 0 P: 12	R: 0 E: 0 K: 0 S: 7	H: 1 LOB: 1 BB: 0 P: 13	R: 2 E: 1 K: 0 S: 8	H: 1 LOB: 0 BB: 0 P: 12	R: 0 E: 0 K: 1 S: 8	H: 1 LOB: 1 BB: 0 P: 13	R: 1 E: 0 K: 1 S: 13	H: 1 LOB: 0 BB: 0 P: 17	1B: 6 2B: 1 3B: 0 HR: 2	SF: 0 SAC: 0 DP: 0 HBP: 0	WP: 1 PB: 1 SB: 0 CS: 1	PA: 37				
PITCHER	IP	WLS	BF	H	R	ER	SO	BB	IBB	HBP	BLK	WP	HR	S	P	ERA	WHIP									
Allen Watson, L ERA: 4.93	(1, 1)	7.0	L	29	7	3	1	6	1	0	0	0	1	1	59	90	1.29	1.143								
Mike Bovee, R ERA: 5.4	(8, 1)	2.0		8	2	1	1	2	0	0	0	0	0	1	21	30	4.50	1.000								

Texas Rangers @ Anaheim Angels
Anaheim Stadium, Anaheim, CA
Sun Sep 28 1997, 6:33 AM EDT
Att: 20,458 - Sunny - 81 F

AB 36
R 4
H 9
RBI 3
BB 1
SO 8
LOB 15



Batter	1	2	3	4	5	6	7	8	9	AB	R	H	RBI	BB	SO	LOB	BOTTOM								
Orlando Palmeiro, L OBP: 0.307, SLG: 0.261	3-2 F7		1-2 F7			1-1 G1-3		2-2 G1-3		4	0	0	0	0	0	0									
Jim Edmonds, L OBP: 0.368, SLG: 0.500	1-1 F7			0-0 F7		2-2 1B			4-0 FC3-6 BB	3	0	1	0	1	0	0									
16 Garret Anderson, L OBP: 0.334, SLG: 0.409	0-3 K			1-1 F9 2B		1-2 F8			0-0 FC3-6	4	0	1	0	0	1	2									
Tim Salmon, R OBP: 0.394, SLG: 0.517		1-1 F9		0-0 F9		0-1 FC4-6 1B			0-0 L7	4	0	1	0	0	0	2									
Dave Hollins, S OBP: 0.363, SLG: 0.430		1-0 F8		1-2 G3		0-0 FC4-6			1-2 F7	4	0	0	0	0	0	3									
Robert Eenhoorn, R OBP: 0.333, SLG: 0.550		1-2 E5			0-0 B3		1-0 F9			3	0	0	0	0	0	1									
Luis Alica, S OBP: 0.375, SLG: 0.369		0-3 K			1-3 K		2-3 K			3	0	0	0	0	3	2									
Chad Kreuter, S OBP: 0.310, SLG: 0.341			0-0 G5-3			2-3 K			2-2 G4-3	3	0	0	0	0	1	0									
Gary Disarcina, R OBP: 0.271, SLG: 0.326			0-1 F8			0-0 P6			1-0 G4-3	3	0	0	0	0	0	0									
Inning Stats	R: 0 E: 0 K: 1 S: 10	H: 0 LOB: 0 BB: 0 P: 14	R: 0 E: 1 K: 1 S: 10	H: 0 LOB: 1 BB: 0 P: 13	R: 0 E: 0 K: 0 S: 6	H: 0 LOB: 0 BB: 0 P: 7	R: 0 E: 0 K: 0 S: 7	H: 1 LOB: 1 BB: 0 P: 9	R: 0 E: 0 K: 2 S: 7	H: 0 LOB: 0 BB: 0 P: 10	R: 0 E: 0 K: 0 S: 9	H: 1 LOB: 1 BB: 0 P: 13	R: 0 E: 0 K: 1 S: 7	H: 1 LOB: 1 BB: 0 P: 10	R: 0 E: 0 K: 0 S: 7	H: 0 LOB: 0 BB: 0 P: 12	R: 0 E: 0 K: 0 S: 5	H: 0 LOB: 1 BB: 1 P: 10	1B: 2 2B: 1 3B: 0 HR: 0	SF: 0 SAC: 0 DP: 0 HBP: 0	WP: 0 PB: 0 SB: 0 CS: 0	PA: 32			
PITCHER	IP	WLS	BF	H	R	ER	SO	BB	IBB	HBP	BLK	WP	HR	S	P	ERA	WHIP								
John Burkett, R ERA: 4.56	(1, 1)	8.0	W	28	3	0	0	5	0	0	0	0	0	63	88	0.00	0.375								
John Wetteland, R ERA: 1.94	(9, 1)	1.0		4	0	0	0	0	1	0	0	0	0	5	10	0.00	1.000								

Texas Rangers @ Anaheim Angels
Anaheim Stadium, Anaheim, CA
Sun Sep 28 1997, 6:33 AM EDT
Att: 20,458 - Sunny - 81 F

AB 31
R 0
H 3
RBI 0
BB 1
SO 5
LOB 10

