


Anaheim Angels - 1998

Batter	1	2	3	4	5	6	7	8	9	AB	R	H	RBI	BB	SO	LOB	TOP								
Chuck Knoblauch, R (1,4)	G4-3		BB					P6		2	0	0	0	2	0	0	New York Yankees @ Anaheim Angels Edison International Field, Anaheim, CA Wed Apr 01 1998, 10:05 PM EST Att: 43,311 - Cloudy - 50 F								
2 Derek Jeter, R (1,6)	K		F8					G5-3		4	0	0	0	0	2	3									
Paul O'Neill, L (1,9) OBP: 0.500, SLG: 0.333								G5-3		3	0	1	0	1	0	2									
Bernie Williams, S (1,8) OBP: 0.750, SLG: 0.750	K									4	1	3	0	0	1	1									
Tino Martinez, L (1,3) OBP: 0.500, SLG: 0.333										3	0	1	0	1	2	2									
Chili Davis, S (1,10)										3	0	0	0	1	1	5									
Chad Curtis, R (1,7)										3	0	0	0	1	1	2									
Scott Brosius, R (1,5)										4	0	0	0	0	1	0									
Joe Girardi, R (1,2) Tim Raines, S (9,PH)										2	0	0	0	1	0	0									
										1	0	0	0	0	0	0									
Inning Stats	R: 0 E: 0 K: 2 S: 7	H: 0 LOB: 1 BB: 1 P: 11	R: 0 E: 0 K: 1 S: 3	H: 0 LOB: 0 BB: 2 P: 11	R: 0 E: 0 K: 1 S: 5	H: 0 LOB: 1 BB: 1 P: 9	R: 0 E: 0 K: 2 S: 9	H: 2 LOB: 2 BB: 0 P: 9	R: 0 E: 0 K: 1 S: 5	H: 0 LOB: 2 BB: 2 P: 13	R: 1 E: 0 K: 0 S: 4	H: 2 LOB: 0 BB: 0 P: 4	R: 0 E: 0 K: 0 S: 3	H: 0 LOB: 0 BB: 0 P: 3	R: 0 E: 0 K: 0 S: 4	H: 1 LOB: 2 BB: 1 P: 8	R: 0 E: 0 K: 1 S: 5	H: 0 LOB: 0 BB: 0 P: 5	1B: 5 2B: 0 3B: 0 HR: 0	SF: 0 SAC: 0 DP: 1 HBP: 0	WP: 0 PB: 0 SB: 0 CS: 2	PA: 37			
PITCHER	IP	WLS	BF	H	R	ER	SO	BB	IBB	HBP	BLK	WP	HR	S	P	ERA	WHIP								
Chuck Finley, L (1,1) ERA: 1.29	7.0	W	28	4	1	1	7	6	0	0	0	0	0	36	60	1.29	1.429								
Mike Holtz, L (8,1) ERA:	1.0		5	1	0	0	0	1	0	0	0	0	0	4	8	0.00	2.000								
Troy Percival, R (9,1) ERA:	1.0	S	3	0	0	0	1	0	0	0	0	0	0	5	5	0.00	0.000								

AB	29
R	1
H	5
RBI	0
BB	7
SO	8
LOB	15



Batter	1	2	3	4	5	6	7	8	9	AB	R	H	RBI	BB	SO	LOB	BOTTOM								
Darin Erstad, L (1,3) OBP: 0.200, SLG: 0.200	K		F9	L3		F9		F9		5	0	1	1	0	1	3	New York Yankees @ Anaheim Angels Edison International Field, Anaheim, CA Wed Apr 01 1998, 10:05 PM EST Att: 43,311 - Cloudy - 50 F								
Jim Edmonds, L (1,8)	K		G3-1	L3		F7				4	0	0	0	0	1	3									
Dave Hollins, S (1,5) OBP: 0.750, SLG: 0.500	BB							G3		2	0	1	0	1	0	0									
Tim Salmon, R (1,9) OBP: 0.500, SLG: 0.667	BB		G5-3			G1-3		F9		3	0	1	0	1	0	2									
Cecil Fielder, R (1,10) OBP: 0.750, SLG: 0.667								F9		3	1	2	0	1	0	1									
16 Garret Anderson, L (1,7)	K									4	0	0	0	0	1	6									
Norberto Martin, R (1,4) OBP: 0.250, SLG: 0.500										4	1	1	0	0	0	0									
Matt Walbeck, S (1,2) OBP: 0.500, SLG: 1.000										4	1	2	2	0	0	0									
Gary Disarcina, R (1,6) OBP: 0.750, SLG: 1.000										4	1	3	1	0	0	0									
Inning Stats	R: 0 E: 0 K: 3 S: 10	H: 1 LOB: 3 BB: 2 P: 18	R: 0 E: 0 K: 0 S: 3	H: 0 LOB: 0 BB: 0 P: 3	R: 0 E: 0 K: 0 S: 3	H: 0 LOB: 1 BB: 0 P: 4	R: 4 E: 0 K: 0 S: 7	H: 5 LOB: 0 BB: 0 P: 7	R: 0 E: 0 K: 0 S: 5	H: 2 LOB: 2 BB: 0 P: 5	R: 0 E: 0 K: 0 S: 4	H: 1 LOB: 1 BB: 0 P: 4	R: 0 E: 0 K: 0 S: 4	H: 1 LOB: 1 BB: 0 P: 4	R: 0 E: 0 K: 0 S: 4	H: 1 LOB: 1 BB: 0 P: 4	1B: 7 2B: 4 3B: 1 HR: 0	SF: 0 SAC: 0 DP: 1 HBP: 1	WP: 0 PB: 0 SB: 0 CS: 0	PA: 37					
PITCHER	IP	WLS	BF	H	R	ER	SO	BB	IBB	HBP	BLK	WP	HR	S	P	ERA	WHIP								
Andy Pettitte, L (1,1) ERA: 6.0	6.0	L	29	9	4	4	3	3	0	1	0	0	0	31	44	6.00	2.000								
Darren Holmes, R (7,1) ERA:	1.2		7	2	0	0	0	0	0	0	0	0	0	7	7	0.00	1.200								
Graeme Lloyd, L (8,1) ERA:	0.1		1	0	0	0	0	0	0	0	0	0	0	1	1	0.00	0.000								

AB	33
R	4
H	11
RBI	4
BB	3
SO	3
LOB	15



Batter	1	2	3	4	5	6	7	8	9	AB R H RBI BB SO LOB	TOP												
Kenny Lofton, L OBP: 0.375, SLG: 0.417 (1, 8)	4-2 G4-6-3 BB		4-0 S 1B 2B BB		3-2 G4-3		0-0 G6-3		1-1 SF7	2 1 0 1 2 0 1	Cleveland Indians @ Anaheim Angels Edison International Field, Anaheim, CA Fri Apr 03 1998, 10:05 PM EST Att: 26,240 - Overcast - 50 F												
Omar Vizquel, S OBP: 0.533, SLG: 0.643 (1, 6)	0-2 G4-6-3		0-0 S 2B 1B		3-1 G4-3 2B		0-0 G4-3		3-H 2-0 CS	4 1 2 0 0 0 2													
David Justice, L OBP: 0.273, SLG: 0.400 (1, 10)	2-0 F9		1-0 2B 2B		1-1 G4-3					4 1 1 2 0 0 1													
Manny Ramirez, R OBP: 0.571, SLG: 1.250 (1, 9)		1-2 F9	2-2 2B		0-1 G5-3					4 0 2 1 0 0 1													
Jim Thome, L OBP: 0.273, SLG: 0.111 (1, 3)		1-3 K	2-3 K			0-0 F8				4 0 0 0 0 3 2													
Travis Fryman, R OBP: 0.214, SLG: 0.167 (1, 5)		2-3 K		1-0 P3		1-2 F8				4 0 0 0 0 2 1													
Brian Giles, L OBP: 1.000, SLG: 2.500 (1, 7)			3-1 HR	1-1 HR		1-2 PO 1B			4-2 1B SF7 BB	3 3 3 2 1 0 0													
Pat Borders, R (1, 2)			1-2 G1-3	1-3 K		0-0 PO	2-3 K		1-1 F9	4 0 0 0 0 2 1													
Shawon Dunston, R OBP: 0.100, SLG: 0.200 (1, 4)			1-0 F7	0-0 F7			1-0 2B		1-2 CS	3 0 1 0 0 0 0													
Enrique Wilson, S OBP: 0.571, SLG: 0.857 (8, 4)									1-3 1B	1 0 1 0 0 0 0													
Inning Stats	R: 0 E: 0 K: 0 S: 7	H: 0 LOB: 0 BB: 1 P: 13	R: 0 E: 0 K: 2 S: 9	H: 0 LOB: 0 BB: 0 P: 13	R: 4 E: 0 K: 1 S: 15	H: 4 LOB: 1 BB: 1 P: 29	R: 1 E: 0 K: 1 S: 7	H: 1 LOB: 0 BB: 0 P: 10	R: 0 E: 0 K: 0 S: 11	H: 1 LOB: 1 BB: 0 P: 18	R: 0 E: 0 K: 0 S: 8	H: 1 LOB: 0 BB: 0 P: 10	R: 0 E: 0 K: 1 S: 6	H: 1 LOB: 1 BB: 0 P: 9	R: 0 E: 0 K: 2 S: 9	H: 1 LOB: 1 BB: 0 P: 16	R: 1 E: 0 K: 0 S: 13	H: 1 LOB: 0 BB: 1 P: 22	1B: 3 2B: 5 3B: 0 HR: 2	SF: 1 SAC: 0 DP: 1 HBP: 0	WP: 0 PB: 0 SB: 2 CS: 1	PA: 39	
PITCHER	IP WLS BF H R ER SO BB IBB HBP BLK WP HR S P ERA WHIP											PITCHER	IP WLS BF H R ER SO BB IBB HBP BLK WP HR S P ERA WHIP										
Jack McDowell, R ERA: 6.43 (1, 1)	7.0 L 29 8 5 5 5 2 0 0 0 0 0 2 63 102 6.43 1.429											Omar Olivares, R ERA: 4.5 (8, 1)	2.0 8 2 1 1 2 1 0 0 0 0 0 0 22 38 4.50 1.500										

AB	33
R	6
H	10
RBI	6
BB	3
SO	7
LOB	9



Batter	1	2	3	4	5	6	7	8	9	AB R H RBI BB SO LOB	BOTTOM												
Darin Erstad, L OBP: 0.267, SLG: 0.333 (1, 3)	3-2 G4-3		2-1 F8		1-1 F7		0-1 S 1B		1-2 G5-3	5 0 1 0 0 0 0	Cleveland Indians @ Anaheim Angels Edison International Field, Anaheim, CA Fri Apr 03 1998, 10:05 PM EST Att: 26,240 - Overcast - 50 F												
Jim Edmonds, L OBP: 0.286, SLG: 0.538 (1, 8)	0-1 F9		1-2 PB 1B 2B		2-0 P4		4-2 1B BB		1-3 K	4 1 1 0 1 1 0													
Dave Hollins, S OBP: 0.385, SLG: 0.545 (1, 5)	2-0 G4-3		2-1 1B S 1B		3-2 P5		2-2 G3-1			4 0 1 1 0 0 2													
Tim Salmon, R OBP: 0.417, SLG: 0.700 (1, 9)		0-1 E5 1B	4-2 1B BB			0-3 K		0-0 HR		3 1 1 1 1 1 0													
Cecil Fielder, R OBP: 0.750, SLG: 0.625 (1, 10)		1-0 K	0-1 K		2-3 K		4-1 G6-4-3 16 1B BB			3 0 2 0 1 1 0													
Carlos Garcia, R (8, PR)		1-3 1B	1-2 2-3 1B							0 0 0 0 0 0 0													
16 Garret Anderson, L OBP: 0.417, SLG: 0.583 (1, 7)		3-3 K	3-3 K		0-0 K		0-1 G6-4-3 1B			4 0 2 0 0 2 5													
Matt Walbeck, S OBP: 0.250, SLG: 0.500 (1, 2)		2-3 K		2-1 G4-3		1-2 F9		0-0 G6-4-3	1-2 2-3	4 0 0 0 0 1 5													
Norberto Martin, R OBP: 0.167, SLG: 0.250 (1, 4)		0-0 F9		1-1 F9			0-2 G4-3	0-0 G6-3		4 0 0 0 0 0 4													
Gary Disarcina, R OBP: 0.417, SLG: 0.667 (1, 6)			1-0 F7	2-1 F9			0-0 F8		0-1 G6-3	4 0 0 0 0 0 0													
Inning Stats	R: 0 E: 0 K: 0 S: 6	H: 0 LOB: 0 BB: 0 P: 11	R: 0 E: 1 K: 2 S: 10	H: 1 LOB: 2 BB: 0 P: 16	R: 1 E: 0 K: 1 S: 15	H: 3 LOB: 3 BB: 1 P: 28	R: 0 E: 0 K: 0 S: 6	H: 0 LOB: 0 BB: 0 P: 11	R: 0 E: 0 K: 2 S: 10	H: 1 LOB: 1 BB: 0 P: 13	R: 0 E: 0 K: 0 S: 12	H: 1 LOB: 2 BB: 1 P: 18	R: 1 E: 0 K: 0 S: 6	H: 2 LOB: 2 BB: 1 P: 10	R: 0 E: 0 K: 1 S: 8	H: 0 LOB: 0 BB: 0 P: 10	1B: 5 2B: 1 3B: 1 HR: 1	SF: 0 SAC: 0 DP: 1 HBP: 0	WP: 0 PB: 1 SB: 2 CS: 0	PA: 38			
PITCHER	IP WLS BF H R ER SO BB IBB HBP BLK WP HR S P ERA WHIP											PITCHER	IP WLS BF H R ER SO BB IBB HBP BLK WP HR S P ERA WHIP										
Dave Burba, R ERA: 1.29 (1, 1)	7.0 W 30 6 1 1 1 2 0 0 0 0 0 1 65 109 1.29 1.143											Jose Mesa, R ERA: 3.86 (8, 1)	2.0 8 2 1 1 1 1 0 0 0 0 1 14 20 4.50 1.500										

AB	35
R	2
H	8
RBI	2
BB	3
SO	6
LOB	16



Batter	1	2	3	4	5	6	7	8	9	AB R H RBI BB SO LOB	TOP									
Kenny Lofton, L (1, 8) OBP: 0.476, SLG: 0.588	2-1 G4-3 1B	3-1 2B		1-1 HR 1B	3-1 2H 1B			1-3 K		5 2 4 3 0 1 0	Cleveland Indians @ Anaheim Angels Edison International Field, Anaheim, CA Sat Apr 04 1998, 10:05 PM EST Att: 34,834 - Overcast - 50 F									
Omar Vizquel, S (1, 6) OBP: 0.450, SLG: 0.526	1-2 G4-3 SF9 1B	2-0 F8		2-0 P4	3-3 K			1-0 F9		5 1 1 0 0 1 4										
David Justice, L (1, 10) Brian Giles, L (6, PR) OBP: 1.000, SLG: 2.500	1-0 G4-3		3-3 K	3-2 SF8		3-2 G6-4-3 1B		4-2 BB BB	3 0 1 2 0 1 1 0 0 0 0 1 0 0											
Manny Ramirez, R (1, 9) OBP: 0.474, SLG: 1.188	3-0 SF9		2-0 E5 3B	3-2 HR		1-3 K		1-2 F8	4 2 1 3 0 1 2											
Geronimo Berroa, R (1, 7) OBP: 0.308, SLG: 0.417	1-1 F7		0-0 1H 3B	3-3 K		1-1 G6-4-3		3-3 K	5 0 1 1 0 2 2											
Travis Fryman, R (1, 5) OBP: 0.316, SLG: 0.625		1-2 HR	1-1 G6-3		2-2 HR		0-3 K	4-2 BB BB	4 2 2 2 1 1 1											
Jim Thome, L (1, 3) OBP: 0.313, SLG: 0.154		0-0 G4-3 2B 1B	2-3 K		2-3 K		1-3 K	4-0 BB BB	4 1 1 0 1 3 1											
Pat Borders, R (1, 2) OBP: 0.091, SLG: 0.091	1-2 F9			2-0 BB 1B	1-0 G5-3		0-3 K	2-3 K	5 1 1 0 0 2 4											
Shawon Dunston, R (1, 4) Jeff Branson, L (7, 4)	1-2 G4-3		4-1 1B SF8 BB	1-1 1B 2B			0-0 G1-3		2 2 1 0 1 0 1 1 0 0 0 0 0 0											
Inning Stats	R: 2 E: 0 K: 0 S: 9	H: 2 LOB: 0 BB: 0 P: 14	R: 2 E: 0 K: 0 S: 15	H: 3 LOB: 1 BB: 0 P: 23	R: 1 E: 1 K: 2 S: 10	H: 1 LOB: 1 BB: 0 P: 18	R: 4 E: 0 K: 1 S: 14	H: 3 LOB: 0 BB: 1 P: 32	R: 2 E: 0 K: 2 S: 14	H: 3 LOB: 1 BB: 0 P: 26	R: 0 E: 0 K: 3 S: 9	H: 0 LOB: 0 BB: 0 P: 10	R: 0 E: 0 K: 1 S: 5	H: 0 LOB: 0 BB: 0 P: 7	R: 0 E: 0 K: 2 S: 15	H: 0 LOB: 3 BB: 3 P: 33	1B: 7 2B: 2 3B: 1 HR: 3	SF: 2 SAC: 0 DP: 1 HBP: 0	WP: 0 PB: 0 SB: 1 CS: 0	PA: 44
PITCHER	IP WLS BF H R ER SO BB IBB HBP BLK WP HR S P ERA WHIP											PITCHER	IP WLS BF H R ER SO BB IBB HBP BLK WP HR S P ERA WHIP							
Allen Watson, L (1, 1) ERA: 18.0	3.0 L 18 7 7 6 2 1 0 0 0 0 0 1 36 63 18.00 2.667																			
Shigetoshi Hasegawa, R (4, 1) ERA: 12.0	3.0 14 6 4 4 4 0 0 0 0 0 2 35 64 12.00 2.000																			
Omar Olivares, R (7, 1) ERA: 3.0	1.0 3 0 0 0 3 0 0 0 0 0 0 9 10 0.00 0.000																			
Mike James, R (8, 1) ERA: 4.5	1.0 3 0 0 0 1 0 0 0 0 0 0 5 7 0.00 0.000																			
Rich DeLucia, R (9, 1) ERA: 5.4	1.0 6 0 0 0 2 3 0 0 0 0 0 0 15 33 0.00 3.000																			

AB 38
R 11
H 13
RBI 11
BB 4
SO 12
LOB 16



Batter	1	2	3	4	5	6	7	8	9	AB R H RBI BB SO LOB	BOTTOM									
Darin Erstad, L (1, 10) OBP: 0.316, SLG: 0.368	1-0 G4-3		2-1 BB 1B		2-0 1B			2-1 G4-3		4 0 2 0 0 0 0	Cleveland Indians @ Anaheim Angels Edison International Field, Anaheim, CA Sat Apr 04 1998, 10:05 PM EST Att: 34,834 - Overcast - 50 F									
Jim Edmonds, L (1, 8) OBP: 0.276, SLG: 0.438	0-3 K		4-0 BB		2-3 K			1-2 G5-3		3 0 0 0 1 2 1										
Dave Hollins, S (1, 5) Frank Bolick, S (6, 5)	1-1 G4-3		3-2 G6-3		1-3 K			2-2 G4-3	2 0 0 0 0 0 2 2 0 0 0 0 1 0											
Tim Salmon, R (1, 9) OBP: 0.313, SLG: 0.500		1-2 F9		2-3 K		2-3 K		1-3 K	4 0 0 0 0 3 0											
Cecil Fielder, R (1, 3) OBP: 0.625, SLG: 0.455		3-3 K		1-2 G1-3		1-1 G4-3		4-2 BB	3 0 0 0 1 1 0											
16 Garret Anderson, L (1, 7) OBP: 0.438, SLG: 0.625	1-0 1B		0-2 2B		1-3 K			0-0 G3	4 0 2 0 0 1 1											
Phil Nevin, R (1, 2) OBP: 0.143, SLG: 0.286	3-2 F8		2-1 G5-3		1-3 K			1-3 K	3 0 0 0 0 1 2											
Carlos Garcia, R (1, 4)			1-3 K		4-2 G4-6-3 BB		1-0 G1-3		2 0 0 0 1 1 0											
Gary Disarcina, R (1, 6) Craig Shipley, R (5, PH) (6, 6)			0-0 G4-3		0-0 G4-6-3		2-0 G1-3		1 0 0 0 0 0 0 2 0 0 0 0 0 1											
Inning Stats	R: 0 E: 0 K: 1 S: 6	H: 0 LOB: 0 BB: 0 P: 8	R: 0 E: 0 K: 1 S: 12	H: 1 LOB: 0 BB: 0 P: 20	R: 0 E: 0 K: 1 S: 9	H: 1 LOB: 2 BB: 1 P: 19	R: 0 E: 0 K: 1 S: 12	H: 1 LOB: 0 BB: 0 P: 17	R: 0 E: 0 K: 2 S: 8	H: 0 LOB: 0 BB: 0 P: 12	R: 0 E: 0 K: 2 S: 8	H: 0 LOB: 0 BB: 0 P: 11	R: 0 E: 0 K: 0 S: 6	H: 0 LOB: 0 BB: 0 P: 11	R: 0 E: 0 K: 1 S: 9	H: 0 LOB: 1 BB: 1 P: 16	1B: 3 2B: 1 3B: 0 HR: 0	SF: 0 SAC: 0 DP: 1 HBP: 0	WP: 0 PB: 0 SB: 0 CS: 0	PA: 33
PITCHER	IP WLS BF H R ER SO BB IBB HBP BLK WP HR S P ERA WHIP											PITCHER	IP WLS BF H R ER SO BB IBB HBP BLK WP HR S P ERA WHIP							
Bartolo Colon, R (1, 1) ERA:	9.0 W 33 4 0 0 10 3 0 0 0 0 0 79 131 0.00 0.778																			

AB 30
R 0
H 4
RBI 0
BB 3
SO 10
LOB 7



Batter	1	2	3	4	5	6	7	8	9	AB	R	H	RBI	BB	SO	LOB	TOP								
Kenny Lofton, L OBP: 0.423, SLG: 0.500 (1, 8)	G4-3		G3 HR 1B		FC3-6 BB 1B	P6			K	5	2	1	0	0	1	2									
Omar Vizquel, S OBP: 0.500, SLG: 0.524 Jeff Branson, L (7, FR) (7, 4)	CS BB BB		G3		BB 1B BB			1B	F8	2	1	1	0	2	0	1									
David Justice, L OBP: 0.450, SLG: 0.688 (1, 10)	1-2 BB		HR		BB 1B			G6-4-3 1B		3	2	3	3	2	0	0									
Manny Ramirez, R OBP: 0.417, SLG: 0.950 (1, 9)	K		F8		1B BB			G6-4-3	K	4	0	0	0	1	2	6									
Jim Thome, L OBP: 0.350, SLG: 0.294 (1, 3)		G6-3 1B 2B	K		1-2 2-H 3-H 1B			K		4	1	2	2	0	2	1									
Travis Fryman, R OBP: 0.281, SLG: 0.500 (1, 5) (9, 6)		F9		K	F9			F8		4	0	0	0	0	1	3									
Brian Giles, L OBP: 0.727, SLG: 1.429 (1, 7)		G6-3		CS BB	G4-3			K		3	0	0	0	1	1	3									
Pat Borders, R OBP: 0.133, SLG: 0.133 (1, 2)		FC5-4 1B		F9		G5-3		K		4	0	1	1	0	1	1									
Shawon Dunston, R OBP: 0.294, SLG: 0.333 (7, 6)		FC5-4			F9					3	0	1	0	1	0	1									
Jeff Manto, R OBP: 0.333, SLG: 0.333 (9, 5)		1-2		FC3-6 1B		F9			S BB	0	0	0	0	0	0	0									
Inning Stats	R: 0 E: 0 K: 1 S: 4	H: 0 LOB: 1 BB: 2 P: 12	R: 1 E: 0 K: 0 S: 5	H: 2 LOB: 1 BB: 0 P: 5	R: 2 E: 0 K: 1 S: 7	H: 2 LOB: 0 BB: 0 P: 7	R: 0 E: 0 K: 1 S: 4	H: 0 LOB: 0 BB: 1 P: 8	R: 3 E: 0 K: 0 S: 6	H: 3 LOB: 2 BB: 2 P: 14	R: 0 E: 0 K: 0 S: 3	H: 0 LOB: 0 BB: 0 P: 3	R: 0 E: 0 K: 1 S: 6	H: 2 LOB: 1 BB: 0 P: 6	R: 0 E: 0 K: 2 S: 7	H: 0 LOB: 0 BB: 0 P: 7	R: 0 E: 0 K: 1 S: 7	H: 0 LOB: 2 BB: 2 P: 15	1B: 7 2B: 1 3B: 0 HR: 1	SF: 0 SAC: 0 DP: 1 HBP: 0	WP: 0 PB: 0 SB: 1 CS: 2	PA: 40			
PITCHER	IP	WLS	BF	H	R	ER	SO	BB	IBB	HBP	BLK	WP	HR	S	P	ERA	WHIP								
Jason Dickson, R ERA: 12.46 (1, 1)	4.1	L	23	7	6	6	3	5	0	0	0	0	1	24	44	12.46	2.769								
Mike James, R ERA: 2.09 (5, 1)	2.1		8	2	0	0	0	0	0	0	0	0	0	8	8	0.00	0.857								
Mike Holtz, L ERA: (7, 1)	1.1		4	0	0	0	3	0	0	0	0	0	0	10	10	0.00	0.000								
Troy Percival, R ERA: (9, 1)	1.0		5	0	0	0	2	1	1	0	0	0	0	7	15	0.00	1.000								

Cleveland Indians @ Anaheim Angels
Edison International Field, Anaheim, CA
Sun Apr 05 1998, 6:33 AM EDT
Att: 35,628 - Cloudy - 57 F

AB 33
R 6
H 9
RBI 6
BB 7
SO 8
LOB 19



Batter	1	2	3	4	5	6	7	8	9	AB	R	H	RBI	BB	SO	LOB	BOTTOM								
Darin Erstad, L OBP: 0.348, SLG: 0.364 (1, 3)	P4		FC3-6 1B			F8		FC4-6 BB		3	0	1	0	1	0	0									
Jim Edmonds, L OBP: 0.273, SLG: 0.400 (1, 8)	F7		FC3-6			E8 1B		FC4-6 BB G6-3		4	1	1	0	0	0	3									
Dave Hollins, S OBP: 0.283, SLG: 0.353 (1, 5)	G1-3		G4-3			K		E1 G6-3		4	0	0	1	0	1	3									
Tim Salmon, R OBP: 0.350, SLG: 0.667 (1, 9)		HR			G5-4-3 1B	K		G6-3		4	1	2	2	0	1	2									
Cecil Fielder, R OBP: 0.500, SLG: 0.333 (1, 10)	K			G5-4-3		K		G1-3		4	0	0	0	0	2	2									
16 Garret Anderson, L OBP: 0.350, SLG: 0.500 (1, 7)	G3-1			F7		F7		P6		4	0	0	0	0	0	0									
Norberto Martin, R OBP: 0.200, SLG: 0.287 Frank Bolick, S (9, PH)					G1-3		P1		G1-3	3	0	1	0	0	0	0									
Matt Walbeck, S OBP: 0.250, SLG: 0.667 (1, 2)	F7				F7			HR	F8	4	1	1	1	0	0	1									
Gary Disarcina, R OBP: 0.375, SLG: 0.563 (1, 6)			G5-3			K		FC4-6 BB E 1B		3	1	1	0	0	1	0									
Inning Stats	R: 0 E: 0 K: 0 S: 3	H: 0 LOB: 0 BB: 0 P: 3	R: 1 E: 0 K: 1 S: 7	H: 2 LOB: 1 BB: 0 P: 7	R: 0 E: 0 K: 0 S: 4	H: 1 LOB: 0 BB: 0 P: 4	R: 0 E: 0 K: 0 S: 3	H: 1 LOB: 0 BB: 0 P: 3	R: 0 E: 0 K: 2 S: 8	H: 1 LOB: 1 BB: 0 P: 8	R: 0 E: 0 K: 1 S: 5	H: 0 LOB: 0 BB: 0 P: 5	R: 0 E: 1 K: 0 S: 6	H: 2 LOB: 1 BB: 1 P: 10	R: 0 E: 0 K: 0 S: 3	H: 0 LOB: 0 BB: 0 P: 3	1B: 5 2B: 0 3B: 0 HR: 2	SF: 0 SAC: 0 DP: 1 HBP: 0	WP: 0 PB: 0 SB: 0 CS: 0	PA: 35					
PITCHER	IP	WLS	BF	H	R	ER	SO	BB	IBB	HBP	BLK	WP	HR	S	P	ERA	WHIP								
Charles Nagy, R ERA: 9.0 (1, 1)	7.1	W	30	7	4	3	5	1	0	0	0	0	2	39	43	3.68	1.091								
Jose Mesa, R ERA: 3.38 (8, 1)	0.2		2	0	0	0	0	0	0	0	0	0	0	2	2	0.00	0.000								
Paul Assenmacher, L ERA: 0.75 (9, 1)	0.1		1	0	0	0	0	0	0	0	0	0	0	1	1	0.00	0.000								
Michael Jackson, R ERA: (9, 1)	0.2	S	2	0	0	0	0	0	0	0	0	0	0	2	2	0.00	0.000								

Cleveland Indians @ Anaheim Angels
Edison International Field, Anaheim, CA
Sun Apr 05 1998, 6:33 AM EDT
Att: 35,628 - Cloudy - 57 F

AB 34
R 4
H 7
RBI 4
BB 1
SO 5
LOB 11




Batter	1	2	3	4	5	6	7	8	9	AB	R	H	RBI	BB	SO	LOB	TOP								
Nomar Garciaparra, R OBP: 0.303, SLG: 0.469	1-0 G5-4-3 1B		1-1 G4-3		3-2 G5-3			3-3 K		4	0	1	0	0	1	1									
John Valentin, R OBP: 0.212, SLG: 0.226	2-2 G5-4-3 1-2f		3-2 F9		2-2 G5-3			3-2 G5-3		4	0	0	0	0	0	2									
Mo Vaughn, L OBP: 0.455, SLG: 0.655	1-1 HBP		1-0 F8		0-0 G4-3			0-1 G4-3		3	0	0	0	0	0	0									
18 Reggie Jefferson, S OBP: 0.200, SLG: 0.214	3-3 K		0-0 F8		1-1 F7			3-2 G4-3		4	0	0	0	0	1	1									
Scott Hatteberg, L OBP: 0.412, SLG: 0.800		2-2 G1-3		2-1 G3			1-1 G3		1-1 HR	4	1	1	1	0	0	0									
Troy O'Leary, L OBP: 0.305, SLG: 0.261	1-2 FC6-4 1B		1-0 2B		0-0 F9			0-2 F9		4	0	2	0	0	0	0									
Midre Cummings, L OBP: 0.250, SLG: 0.375	0-0 FC6-4 1B		3-1 F8		0-0 P4					3	0	1	0	0	0	1									
Mike Benjamin, R OBP: 0.273, SLG: 0.400	0-0 FC6-4 1-2f 2-3				0-0 G6-3			2-2 G6-3		3	0	0	0	0	0	2									
Darren Bragg, L OBP: 0.333, SLG: 0.417	3-3 K				1-3 K			3-1 2B		3	0	1	0	0	2	2									
Inning Stats	R: 0 E: 0 K: 1 S: 10	H: 1 LOB: 1 BB: 0 P: 16	R: 0 E: 0 K: 1 S: 13	H: 2 LOB: 2 BB: 0 P: 19	R: 0 E: 0 K: 0 S: 6	H: 0 LOB: 0 BB: 0 P: 11	R: 0 E: 0 K: 0 S: 6	H: 1 LOB: 1 BB: 0 P: 12	R: 0 E: 0 K: 1 S: 8	H: 0 LOB: 0 BB: 0 P: 12	R: 0 E: 0 K: 0 S: 6	H: 0 LOB: 0 BB: 0 P: 9	R: 0 E: 0 K: 0 S: 4	H: 0 LOB: 0 BB: 0 P: 5	R: 0 E: 0 K: 1 S: 12	H: 1 LOB: 1 BB: 0 P: 23	R: 1 E: 0 K: 0 S: 10	H: 1 LOB: 0 BB: 0 P: 14	1B: 3 2B: 2 3B: 0 HR: 1	SF: 0 SAC: 0 DP: 1 HBP: 1	WP: 0 PB: 0 SB: 0 CS: 0	PA: 33			
PITCHER	IP	WLS	BF	H	R	ER	SO	BB	IBB	HBP	BLK	WP	HR	S	P	ERA	WHIP								
Ken Hill, R ERA: 6.75	(1, 1)	8.0	W	29	5	0	4	0	0	1	0	0	0	65	107	0.00	0.625								
Rich DeLucia, R ERA: 6.75	(9, 1)	1.0		4	1	1	0	0	0	0	0	0	1	10	14	9.00	1.000								

Boston Red Sox @ Anaheim Angels
Edison International Field, Anaheim, CA
Tue Apr 07 1998, 10:05 PM EDT
Att: 19,926 - Cloudy - 64 F

livebaseballscores.com

AB 32
R 1
H 6
RBI 1
BB 0
SO 4
LOB 9




Batter	1	2	3	4	5	6	7	8	9	AB	R	H	RBI	BB	SO	LOB	BOTTOM								
Darin Erstad, L OBP: 0.313, SLG: 0.419	1-3 K		3-2 F8		1-2 HR			1-3 K		4	1	1	2	0	2	0									
Dave Hollins, S OBP: 0.321, SLG: 0.400	4-1 1B		1-1 F7		3-3 K			1-1 1B		3	1	1	0	1	1	0									
Craig Shipley, R OBP: 0.333, SLG: 0.333	BB							1B		0	0	0	0	0	0	0									
Tim Salmon, R OBP: 0.310, SLG: 0.500	0-3 K		0-1 F8		1-1 P3			0-2 E9 1B		4	1	1	0	0	1	1									
Jim Edmonds, L OBP: 0.323, SLG: 0.414	1-1 1B			2-1 L6				0-1 2B 1B		4	1	3	1	0	0	0									
Cecil Fielder, R OBP: 0.448, SLG: 0.318	0-0 F9			2-1 HBP				3-H 16 G4-3 2B		3	0	1	1	0	0	3									
16 Garret Anderson, L OBP: 0.310, SLG: 0.370		0-0 F9		1-1 F9				0-1 G4-3		4	0	0	0	0	1	2									
Phil Nevin, R OBP: 0.182, SLG: 0.545		0-2 HR		0-1 G5-3				2-3 G6-3		4	1	1	1	0	0	2									
Norberto Martin, R OBP: 0.167, SLG: 0.222		0-2 F9			0-0 L5			0-0 L6		3	0	0	0	0	0	0									
Carlos Garcia, R OBP: 0.429, SLG: 0.500		0-3 K			1-0 HR			3-2 P2		3	1	1	0	0	1	0									
Inning Stats	R: 0 E: 0 K: 2 S: 11	H: 1 LOB: 2 BB: 1 P: 16	R: 1 E: 0 K: 1 S: 11	H: 1 LOB: 0 BB: 0 P: 11	R: 0 E: 0 K: 0 S: 8	H: 0 LOB: 0 BB: 0 P: 12	R: 0 E: 0 K: 0 S: 7	H: 0 LOB: 1 BB: 0 P: 12	R: 2 E: 0 K: 1 S: 12	H: 2 LOB: 0 BB: 0 P: 18	R: 0 E: 0 K: 1 S: 8	H: 1 LOB: 0 BB: 0 P: 10	R: 0 E: 0 K: 0 S: 5	H: 0 LOB: 0 BB: 0 P: 8	R: 3 E: 1 K: 1 S: 17	H: 4 LOB: 1 BB: 0 P: 20	R: 1 E: 0 K: 0 S: 10	H: 1 LOB: 0 BB: 0 P: 14	1B: 5 2B: 2 3B: 0 HR: 2	SF: 0 SAC: 0 DP: 1 HBP: 1	WP: 0 PB: 0 SB: 0 CS: 0	PA: 34			
PITCHER	IP	WLS	BF	H	R	ER	SO	BB	IBB	HBP	BLK	WP	HR	S	P	ERA	WHIP								
49 Tim Wakefield, R ERA: 7.88	(1, 1)	7.1	L	31	8	6	6	1	0	1	0	0	0	72	99	7.36	1.227								
John Wasdin, R ERA: 7.88	(8, 1)	0.2		3	1	0	0	0	0	0	0	0	0	7	8	0.00	1.500								

Boston Red Sox @ Anaheim Angels
Edison International Field, Anaheim, CA
Tue Apr 07 1998, 10:05 PM EDT
Att: 19,926 - Cloudy - 64 F

livebaseballscores.com


AB 32
R 6
H 9
RBI 5
BB 1
SO 6
LOB 8



Batter	1	2	3	4	5	6	7	8	9	AB	R	H	RBI	BB	SO	LOB	TOP			
Midre Cummings, L (1, 9) OBP: 0.250, SLG: 0.333	0-3 K		2-1 CS 1B			0-0 G4-3		0-3 K		4	0	1	0	0	2	1				
Nomar Garciaparra, R (1, 6) OBP: 0.297, SLG: 0.444	0-0 F9		2-0 F9			2-2 F7		0-0 1B		4	0	1	0	0	0	1				
John Valentin, R (1, 5) OBP: 0.243, SLG: 0.343	0-0 1B		0-0 CS 1-2	3-1 HR		2-3 K		1-1 F9		4	1	2	1	0	1	2				
Mo Vaughn, L (1, 3) OBP: 0.432, SLG: 0.606 Donnie Sadler, R (9, PR)	2-2 F7			1-0 F7			1-1 P6		1-2 G4-3 G3-4 1B	4	0	1	0	0	0	1				
18 Reggie Jefferson, S (1, 10) OBP: 0.278, SLG: 0.250 Jason Vantek, S (9, PH) OBP: 0.168, SLG: 0.133		4-2 BB		1-1 G4-3			0-2 1B		0-1 G3-4	2	0	1	0	1	0	0				
Scott Hatteberg, L (1, 2) OBP: 0.333, SLG: 0.632		2-2 P4		1-2 G4-3			1-3 K		0-0 G4-3	4	0	0	0	0	1	4				
Mike Benjamin, R (1, 4) OBP: 0.267, SLG: 0.357		0-3 K			0-0 G1-4-3 1B		1-3 K		2-3 K	4	0	1	0	0	3	4				
Darren Bragg, L (1, 7) OBP: 0.278, SLG: 0.333		0-2 G4-3			2-2 F7			3-2 G1-3		3	0	0	0	0	0	2				
Darren Lewis, R (1, 8) OBP: 0.333, SLG: 0.200 Jim Levritz, R (8, PH) OBP: 0.400, SLG: 0.294 Damon Buford, R (8, PR) OBP: 0.333, SLG: 0.222			2-1 P4		0-0 G1-4-3 1-2			0-0 1B 1B		2	0	0	0	0	0	1				
Inning Stats	R: 0 E: 0 K: 1 S: 8	H: 1 LOB: 1 BB: 0 P: 10	R: 0 E: 0 K: 1 S: 11	H: 0 LOB: 1 BB: 1 P: 17	R: 0 E: 0 K: 0 S: 5	H: 1 LOB: 0 BB: 0 P: 11	R: 1 E: 0 K: 0 S: 8	H: 1 LOB: 0 BB: 0 P: 14	R: 0 E: 0 K: 1 S: 9	H: 0 LOB: 0 BB: 0 P: 13	R: 0 E: 0 K: 2 S: 13	H: 1 LOB: 1 BB: 0 P: 16	R: 0 E: 0 K: 1 S: 14	H: 2 LOB: 2 BB: 0 P: 18	R: 0 E: 0 K: 1 S: 9	H: 1 LOB: 2 BB: 0 P: 12	1B: 7 2B: 0 3B: 0 HR: 1	SF: 0 SAC: 0 DP: 1 HBP: 0	WP: 0 PB: 0 SB: 0 CS: 1	PA: 35
PITCHER	IP	WLS	BF	H	R	ER	SO	BB	IBB	HBP	BLK	WP	HR	S	P	ERA	WHIP			
Jack McDowell, R (1, 1) ERA: 3.6	8.0	W	30	7	1	1	6	1	0	0	0	0	1	73	106	1.12	1.000			
Mike Holtz, L (9, 1) ERA:	0.0		1	1	0	0	0	0	0	0	0	0	0	3	4	∞	∞			
Troy Percival, R (9, 1) ERA:	1.0	S	3	0	0	0	1	0	0	0	0	0	0	6	8	0.00	0.000			

Boston Red Sox @ Anaheim Angels
Edison International Field, Anaheim, CA
Wed Apr 08 1998, 10:05 PM EDT
Att: 24,450 - Cloudy - 64 F


AB 33
R 1
H 8
RBI 1
BB 1
SO 7
LOB 17



Batter	1	2	3	4	5	6	7	8	9	AB	R	H	RBI	BB	SO	LOB	BOTTOM			
Darin Erstad, L (1, 3) OBP: 0.306, SLG: 0.429	1-0 G3		2-2 G1-3			1 SAFE 2-1 1B 2B		2-2 G6-3		4	1	1	0	0	0	0				
Dave Hollins, S (1, 5) OBP: 0.344, SLG: 0.393	0-0 G6-3			0-0 G3-1		4-0 1B IBB		2-0 HBP 1B		3	0	1	0	1	0	0				
Tim Salmon, R (1, 9) OBP: 0.333, SLG: 0.483	2-3 K			0-3 K		0-1 FC5-4 1B		1-2 HBP		3	0	1	2	0	2	0				
Jim Edmonds, L (1, 8) OBP: 0.286, SLG: 0.364		1-1 G4-3		2-2 G4-3		0-0 L6		1-2 G4-3		4	0	0	0	0	0	4				
Cecil Fielder, R (1, 10) OBP: 0.438, SLG: 0.292		2-3 K			4-2 G4-6-3 BB	0-0 FC5-4 1-2				2	0	0	0	1	1	2				
16 Garret Anderson, L (1, 7) OBP: 0.313, SLG: 0.367		1-0 1B			0-0 F7		1-0 G1-3			3	0	1	0	0	0	1				
Norberto Martin, R (1, 4) OBP: 0.143, SLG: 0.190		2-0 P6			0-0 G4-6-3 1-2		0-0 G5-3			3	0	0	0	0	0	2				
Matt Walbeck, S (1, 2) OBP: 0.263, SLG: 0.526			1-3 K			1-0 2B 1B		3-2 F7		3	1	1	0	0	1	0				
Craig Shipley, R (1, 6) OBP: 0.222, SLG: 0.222 Carlos Garcia, R (9, 6) OBP: 0.429, SLG: 0.500			0-0 G6-3			1 SAFE 1-2 F8		1-0 G1-3		3	0	0	0	0	0	1				
Inning Stats	R: 0 E: 0 K: 1 S: 5	H: 0 LOB: 0 BB: 0 P: 8	R: 0 E: 0 K: 1 S: 7	H: 1 LOB: 0 BB: 0 P: 13	R: 0 E: 0 K: 1 S: 7	H: 0 LOB: 0 BB: 0 P: 10	R: 0 E: 0 K: 1 S: 7	H: 0 LOB: 0 BB: 0 P: 9	R: 0 E: 0 K: 0 S: 4	H: 0 LOB: 0 BB: 1 P: 8	R: 2 E: 0 K: 0 S: 13	H: 3 LOB: 2 BB: 1 P: 21	R: 0 E: 0 K: 0 S: 5	H: 0 LOB: 0 BB: 0 P: 9	R: 0 E: 0 K: 0 S: 10	H: 1 LOB: 2 BB: 0 P: 17	1B: 4 2B: 1 3B: 0 HR: 0	SF: 0 SAC: 0 DP: 1 HBP: 1	WP: 0 PB: 0 SB: 0 CS: 0	PA: 31
PITCHER	IP	WLS	BF	H	R	ER	SO	BB	IBB	HBP	BLK	WP	HR	S	P	ERA	WHIP			
Derek Lowe, R (1, 1) ERA: 5.4	6.0	L	23	4	2	2	4	1	1	0	0	0	0	43	69	3.00	0.833			
Jim Corsi, R (7, 1) ERA: 3.86	1.2		6	1	0	0	0	0	0	0	0	0	0	10	19	0.00	0.600			
Dennis Eckersley, R (8, 1) ERA: 3.38	0.0		1	0	0	0	0	0	0	1	0	0	0	2	3	∞	∞			
Steve Avery, L (8, 1) ERA: 2.25	0.1		1	0	0	0	0	0	0	0	0	0	0	3	4	0.00	0.000			

Boston Red Sox @ Anaheim Angels
Edison International Field, Anaheim, CA
Wed Apr 08 1998, 10:05 PM EDT
Att: 24,450 - Cloudy - 64 F

AB 28
R 2
H 5
RBI 2
BB 2
SO 4
LOB 10



Batter	1	2	3	4	5	6	7	8	9	10	AB	R	H	RBI	BB	SO	LOB	TOP										
Darin Erstad, L OBP: 0.286, SLG: 0.415 (1, 3)	G2-3		G4-3 2B		F8	P5		K		P6	6	0	1	0	0	1	1											
Dave Hollins, S OBP: 0.351, SLG: 0.375 Craig Shipley, R OBP: 0.222, SLG: 0.222 (1, 5) (9, 5)	P6		G4-3		K	K				2B HBP	4	1	1	0	0	1	1											
Tim Salmon, R OBP: 0.316, SLG: 0.441 (1, 9)	F9		P6		K	K					5	1	1	0	0	2	2											
Jim Edmonds, L OBP: 0.325, SLG: 0.405 (1, 8)		16 1B BB	G6-3		E8 2B 1B			G4-3		2B 16 1B	4	3	2	1	1	0	1											
Cecil Fielder, R OBP: 0.405, SLG: 0.310 Damon Mashore, R (9, PR)	K				K			G5-3		FC1-5-2-6-5 16 1B	5	0	1	1	0	2	3											
16 Garret Anderson, L OBP: 0.351, SLG: 0.382 (1, 7)								L7			4	0	2	1	1	0	1											
Norberto Martin, R OBP: 0.192, SLG: 0.231 (1, 4)											5	0	2	1	0	2	3											
Matt Walbeck, S OBP: 0.292, SLG: 0.455 (1, 2)											3	0	0	0	2	1	2											
Carlos Garcia, R OBP: 0.333, SLG: 0.300 (1, 6)											4	0	0	0	0	3	7											
Inning Stats	R: 0 E: 0 K: 0 S: 10	H: 0 LOB: 0 BB: 0 P: 13	R: 1 E: 0 K: 3 S: 14	H: 2 LOB: 2 BB: 1 P: 25	R: 0 E: 0 K: 0 S: 12	H: 1 LOB: 0 BB: 0 P: 18	R: 0 E: 0 K: 2 S: 11	H: 0 LOB: 2 BB: 2 P: 22	R: 3 E: 1 K: 0 S: 22	H: 5 LOB: 3 BB: 1 P: 36	R: 0 E: 0 K: 2 S: 10	H: 0 LOB: 0 BB: 0 P: 14	R: 0 E: 0 K: 0 S: 8	H: 0 LOB: 0 BB: 0 P: 12	R: 0 E: 0 K: 2 S: 10	H: 0 LOB: 1 BB: 0 P: 18	R: 1 E: 0 K: 2 S: 9	H: 2 LOB: 2 BB: 0 P: 22	R: 0 E: 0 K: 1 S: 9	H: 0 LOB: 0 BB: 0 P: 10	1B: 7 2B: 3 3B: 0 HR: 0	SF: 0 SAC: 0 DP: 0 HBP: 2	WP: 0 PB: 0 SB: 2 CS: 0	PA: 46				
PITCHER	IP	WLS	BF	H	R	ER	SO	BB	IBB	HBP	BLK	WP	HR	S	P	ERA	WHIP											
Bartolo Colon, R ERA: 2.63 Paul Shuey, R ERA: 1.1 Jose Mesa, R ERA: 2.7 Paul Assenmacher, L ERA: 4.91 Michael Jackson, R ERA: 2.7	(1, 1) (6, 1) (7, 1) (8, 1) (9, 1)	4.2 1.2 1.1 0.1 1.0	25 6 5 1 6	8 0 0 0 2	4 0 0 0 1	4 0 0 0 2	5 2 0 1 2	3 1 0 0 0	0 0 0 0 1	0 0 0 0 0	0 0 0 0 1	0 0 0 0 0	0 0 0 0 0	0 0 0 3 18	65 16 23 3 22	105 27 23 3 22	7.71 0.00 0.00 0.00 9.00	2.357 0.600 0.000 0.000 2.000										
PITCHER	IP	WLS	BF	H	R	ER	SO	BB	IBB	HBP	BLK	WP	HR	S	P	ERA	WHIP											
Eric Plunk, R ERA: 3.86	(10, 1)	1.0	3	0	0	0	1	0	0	0	0	0	0	9	10	0.00	0.000											

Anaheim Angels @ Cleveland Indians
Jacobs Field, Cleveland, OH
Fri Apr 10 1998, 3:33 AM EDT
Att. 42,707 - Sunny - 43 F

AB	40
R	5
H	10
RBI	4
BB	4
SO	12
LOB	21



Batter	1	2	3	4	5	6	7	8	9	10	AB	R	H	RBI	BB	SO	LOB	BOTTOM										
Kenny Lofton, L OBP: 0.400, SLG: 0.441 (1, 8)	SF8 2B	G4-6-3		CS	L9		G4-3				5	1	2	0	0	0	2											
Shawon Dunston, R OBP: 0.259, SLG: 0.281 (1, 4)	SF8		G6-3				L6				4	0	1	1	0	1	2											
David Justice, L OBP: 0.471, SLG: 0.778 (1, 10)	1B 2B		G5-3		F9						5	1	2	1	0	0	1											
Manny Ramirez, R OBP: 0.342, SLG: 0.667 (1, 9)	2B 1B		G6-3		P4		P3				5	1	2	0	0	0	2											
Geronimo Berroa, R OBP: 0.350, SLG: 0.353 Brian Giles, L OBP: 0.588, SLG: 0.909 (1, 7) (8, 7)	K				FC5-4 1B						2	0	1	0	1	1	2											
Travis Fryman, R OBP: 0.278, SLG: 0.469 (1, 5)					FC5-4 2B 1B						5	1	2	1	0	2	4											
Jim Thome, L OBP: 0.310, SLG: 0.423 (1, 3)					1B 2B						5	2	2	3	0	3	4											
Sandy Alomar Jr., R OBP: 0.500, SLG: 1.000 (1, 2)		G6-3					G4-3				4	0	0	0	0	1	4											
Omar Vizquel, S OBP: 0.571, SLG: 0.583 ERA: 5.4 (1, 6)											3	1	3	2	1	0	0											
Inning Stats	R: 2 E: 0 K: 2 S: 20	H: 4 LOB: 2 BB: 0 P: 27	R: 0 E: 0 K: 0 S: 5	H: 1 LOB: 0 BB: 0 P: 8	R: 0 E: 0 K: 0 S: 6	H: 0 LOB: 0 BB: 0 P: 9	R: 2 E: 0 K: 1 S: 9	H: 3 LOB: 0 BB: 0 P: 15	R: 0 E: 0 K: 0 S: 5	H: 1 LOB: 1 BB: 1 P: 9	R: 0 E: 0 K: 2 S: 11	H: 0 LOB: 1 BB: 0 P: 22	R: 1 E: 0 K: 0 S: 13	H: 1 LOB: 1 BB: 1 P: 24	R: 0 E: 0 K: 2 S: 10	H: 1 LOB: 1 BB: 0 P: 15	R: 0 E: 0 K: 1 S: 14	H: 2 LOB: 0 BB: 0 P: 20	R: 3 E: 0 K: 1 S: 13	H: 2 LOB: 0 BB: 1 P: 24	1B: 10 2B: 4 3B: 0 HR: 1	SF: 1 SAC: 0 DP: 1 HBP: 0	WP: 1 PB: 0 SB: 3 CS: 3	PA: 45				
PITCHER	IP	WLS	BF	H	R	ER	SO	BB	IBB	HBP	BLK	WP	HR	S	P	ERA	WHIP											
Allen Watson, L ERA: 10.38 Omar Olivares, R ERA: 5.4 Mike Holtz, L ERA: 2.0 Rich DeLucia, R ERA: 3.86 Troy Percival, R ERA: 5.4	(1, 1) (6, 1) (7, 1) (7, 1) (9, 1)	5.2 0.1 0.2 2.0 1.0	25 2 3 8 5	9 0 1 3 2	4 1 0 0 3	4 0 0 0 3	5 0 0 3 1	1 0 0 0 1	0 0 0 0 1	0 0 0 0 0	0 0 0 0 0	0 0 0 0 0	0 0 0 1 1	0 0 0 20 18	54 3 11 31 31	85 10 16 31 31	6.35 27.00 0.00 0.00 27.00	1.765 3.000 1.500 1.500 3.000										
PITCHER	IP	WLS	BF	H	R	ER	SO	BB	IBB	HBP	BLK	WP	HR	S	P	ERA	WHIP											

Anaheim Angels @ Cleveland Indians
Jacobs Field, Cleveland, OH
Fri Apr 10 1998, 3:33 AM EDT
Att. 42,707 - Sunny - 43 F

AB	39
R	8
H	15
RBI	8
BB	3
SO	9
LOB	21



Batter	1	2	3	4	5	6	7	8	9	AB	R	H	RBI	BB	SO	LOB	TOP					
Darin Erstad, L (1, 10) OBP: 0.319, SLG: 0.565	2-2 HR	3-2 G6-3		2-3 K			1-0 HR		1-1 1B	5	2	3	2	0	1	2						
Frank Bolick, S (1, 5) OBP: 0.125, SLG: 0.500	1-0 L8		2-2 HR		3-2 G4-3		1-0 F6		0-0 P6	5	1	1	1	0	0	2						
Tim Salmon, R (1, 9) OBP: 0.357, SLG: 0.541	4-2 G3 BB		1-1 G1-4-3 BB		0-0 F8		0-2 HR		0-1 PO	3	1	2	1	1	0	0						
Jim Edmonds, L (1, 8) OBP: 0.318, SLG: 0.375	1-0 G3		4-1 G1-4-3 BB		2-3 K		0-1 G1-3			3	0	0	0	1	1	1						
Cecil Fielder, R (1, 3) OBP: 0.366, SLG: 0.273	0-2 G6-3		0-1 G1-4-3				0-0 L5		1-3 K	4	0	0	0	0	1	3						
16 Garrett Anderson, L (1, 7) OBP: 0.341, SLG: 0.351		1-3 K	3-3 K				4-2 1B BB		0-1 P6	3	0	0	0	1	2	1						
Phil Nevin, R (1, 2) OBP: 0.333, SLG: 0.571		3-2 E G6-3 1B		4-1 FC3-6 BB			2-1 G1-4-3 1B		0-1 G6-3	3	1	2	0	1	0	0						
Norberto Martin, R (1, 4) OBP: 0.200, SLG: 0.233		0-0 E5 G6-3 1B		0-2 FC3-6 FC5-4			0-0 G1-4-3		0-0 L9	4	0	1	0	0	0	3						
Craig Shipley, R (1, 6) OBP: 0.231, SLG: 0.167		0-2 G6-3		1-2 FC5-4			1-1 L9		4-1 PO 1B BB	3	0	0	1	1	0	2						
Inning Stats	R: 1 E: 0 K: 0 S: 10	H: 1 LOB: 1 BB: 1 P: 18	R: 1 E: 1 K: 1 S: 14	H: 2 LOB: 1 BB: 0 P: 21	R: 1 E: 0 K: 1 S: 11	H: 2 LOB: 1 BB: 1 P: 21	R: 0 E: 0 K: 1 S: 10	H: 0 LOB: 1 BB: 1 P: 17	R: 0 E: 0 K: 1 S: 9	H: 0 LOB: 0 BB: 0 P: 14	R: 0 E: 0 K: 0 S: 7	H: 1 LOB: 1 BB: 1 P: 13	R: 2 E: 0 K: 0 S: 9	H: 2 LOB: 0 BB: 0 P: 12	R: 0 E: 0 K: 1 S: 7	H: 0 LOB: 0 BB: 0 P: 8	R: 0 E: 0 K: 0 S: 6	H: 1 LOB: 1 BB: 1 P: 11	1B: 5 2B: 0 3B: 0 HR: 4	SF: 0 SAC: 0 DP: 2 HBP: 0	WP: 0 PB: 0 SB: 0 CS: 0	PA: 39
PITCHER	IP	WLS	BF	H	R	ER	SO	BB	IBB	HBP	BLK	WP	HR	S	P	ERA	WHIP					
Charles Nagy, R (1, 1) ERA: 7.36	6.1	W	28	7	4	3	4	4	0	0	0	0	3	64	109	4.26	1.737					
Jose Mesa, R (7, 1) ERA: 3.24	1.2		6	1	1	1	1	0	0	0	0	0	1	13	15	5.40	0.600					
Michael Jackson, R (9, 1) ERA: 2.08	1.0	S	4	1	0	0	0	1	0	0	0	0	0	6	11	0.00	2.000					

Anaheim Angels @ Cleveland Indians
Jacobs Field, Cleveland, OH
Sat Apr 11 1998, 3:33 AM EDT
Att: 42,802 - Sunny - 46 F

AB 33
R 5
H 9
RBI 5
BB 5
SO 5
LOB 14



Batter	1	2	3	4	5	6	7	8	9	AB	R	H	RBI	BB	SO	LOB	BOTTOM					
Kenny Lofton, L (1, 8) OBP: 0.386, SLG: 0.421	1-0 E4 WP SF7	2-2 L8		1-2 G4-3			1-1 FC4-6 1B			4	1	1	0	0	0	1						
Omar Vizquel, S (1, 6) OBP: 0.500, SLG: 0.500	2-3 K		0-1 P6		2-2 P5		0-0 FC4-6 2B			4	1	0	0	0	1	2						
David Justice, L (1, 10) OBP: 0.500, SLG: 0.828	1-0 SF7		1-0 HR		4-2 G6-4-3 BB		2-1 G6-4-3 2B			2	1	2	2	1	0	0						
Manny Ramirez, R (1, 9) OBP: 0.357, SLG: 0.639	3-2 1B		1-0 F9		0-0 G6-4-3		4-1 G1-6-3 BB			3	0	1	0	1	0	2						
Jim Thome, L (1, 3) OBP: 0.333, SLG: 0.517	1-1 G4-3		1-0 HR				4-0 HR BB		1-1 G1-6-3	3	2	1	2	1	0	3						
Travis Fryman, R (1, 5) OBP: 0.250, SLG: 0.417		1-2 G5-3		0-0 F8			2-3 K		2-2 G6-3	4	0	0	0	0	1	1						
Brian Giles, L (1, 7) OBP: 0.571, SLG: 1.000		2-2 P4		4-2 G4-3 SF8 BB			1-1 HR		1-2 P5	3	2	1	2	1	0	0						
Sandy Alomar Jr., R (1, 2) OBP: 0.438, SLG: 0.875		0-2 3B		1-1 G4-3			2-3 K		0-1 P5	4	1	1	0	0	1	1						
Shawon Dunston, R (1, 4) OBP: 0.300, SLG: 0.440		1-1 2B		0-0 SF8			2-0 2B			2	0	2	2	0	0	0						
Jeff Branson, L (8, 4) OBP: 0.200, SLG: 0.200		2H 3B		3H						0	0	0	0	0	0	0						
Inning Stats	R: 1 E: 1 K: 1 S: 10	H: 1 LOB: 1 BB: 0 P: 18	R: 1 E: 0 K: 0 S: 15	H: 2 LOB: 1 BB: 0 P: 21	R: 2 E: 0 K: 0 S: 6	H: 2 LOB: 0 BB: 0 P: 9	R: 1 E: 0 K: 0 S: 8	H: 0 LOB: 0 BB: 1 P: 14	R: 0 E: 0 K: 0 S: 6	H: 0 LOB: 0 BB: 1 P: 12	R: 2 E: 0 K: 2 S: 10	H: 2 LOB: 1 BB: 1 P: 21	R: 1 E: 0 K: 0 S: 8	H: 2 LOB: 1 BB: 1 P: 16	R: 0 E: 0 K: 0 S: 10	H: 0 LOB: 0 BB: 0 P: 13	R: 0 E: 0 K: 0 S: 10	H: 0 LOB: 0 BB: 0 P: 13	1B: 3 2B: 3 3B: 1 HR: 2	SF: 2 SAC: 0 DP: 2 HBP: 0	WP: 1 PB: 0 SB: 2 CS: 0	PA: 35
PITCHER	IP	WLS	BF	H	R	ER	SO	BB	IBB	HBP	BLK	WP	HR	S	P	ERA	WHIP					
Jason Dickson, R (1, 1) ERA: 11.37	5.1	L	25	6	7	6	2	3	0	0	0	0	2	51	87	10.12	1.688					
Shigetoshi Hasegawa, R (6, 1) ERA: 9.64	1.2		7	3	1	1	1	1	0	0	0	0	0	12	24	5.40	2.400					
Mike James, R (8, 1) ERA: 1.68	1.0		3	0	0	0	0	0	0	0	0	0	0	10	13	0.00	0.000					

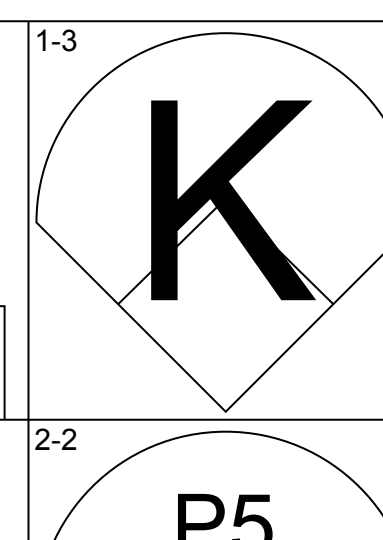
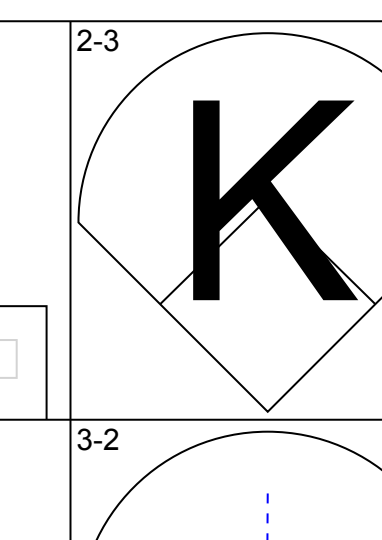
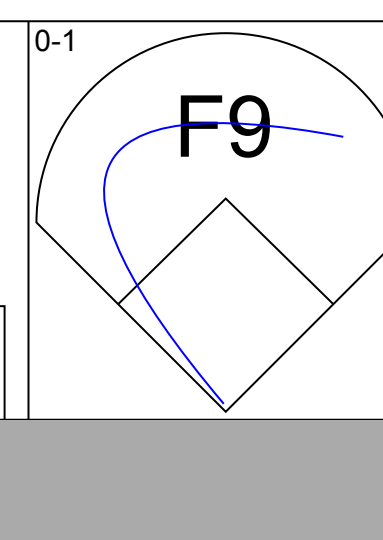
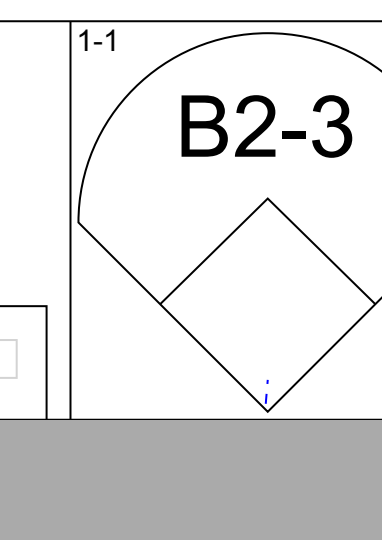
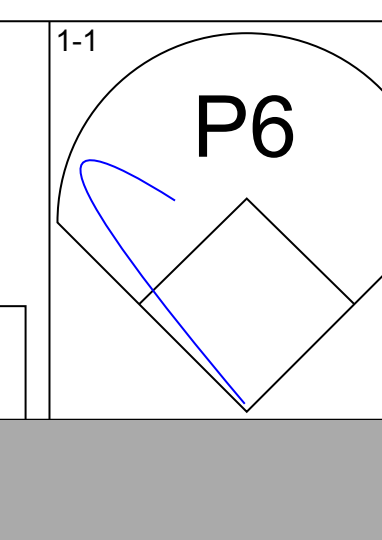
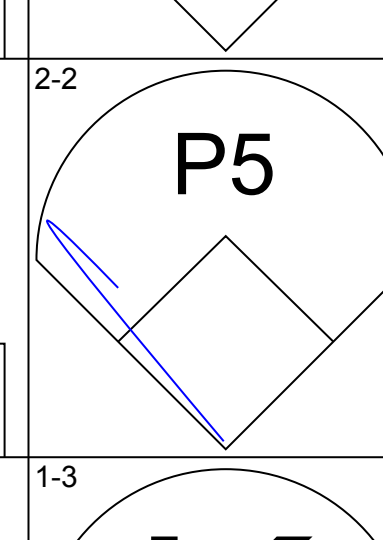
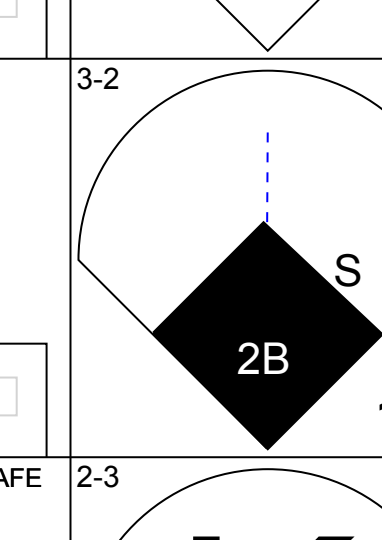
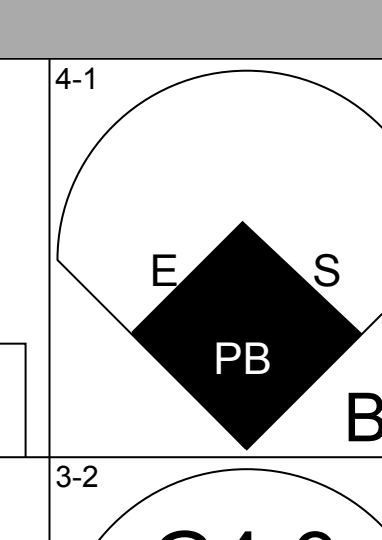
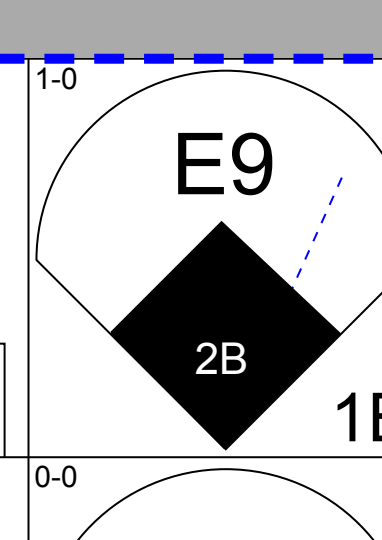
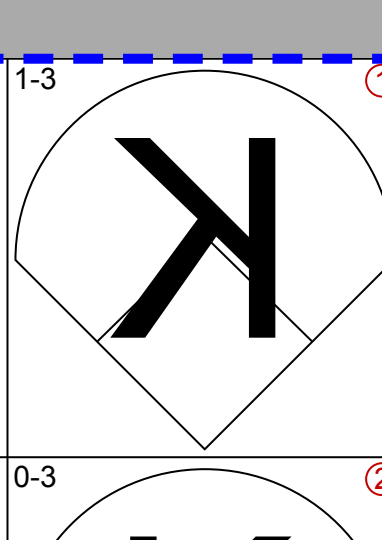
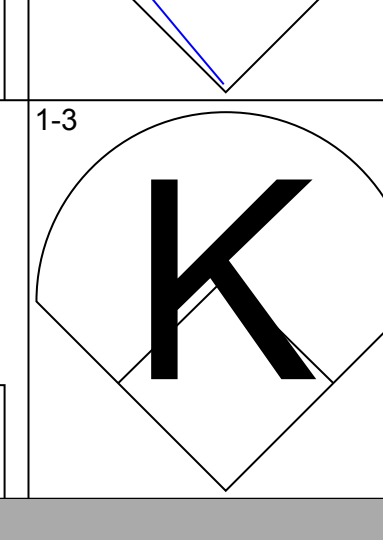
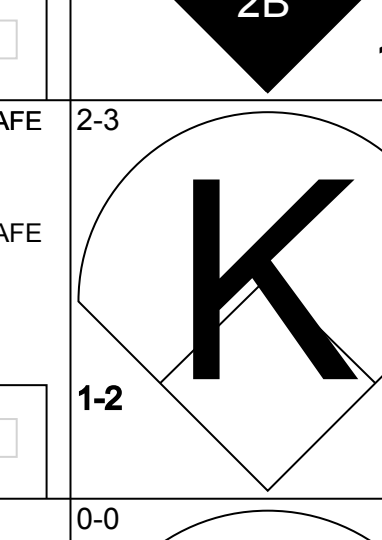
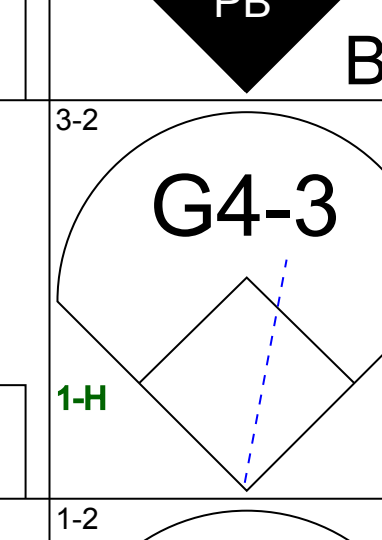
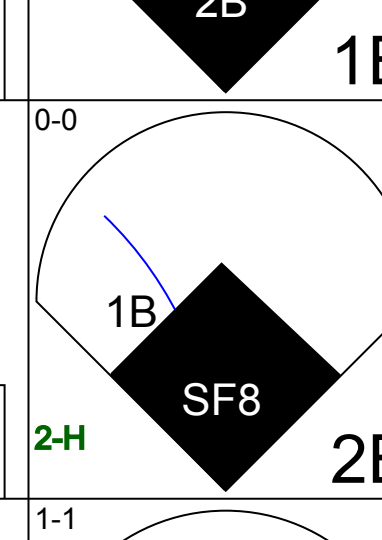
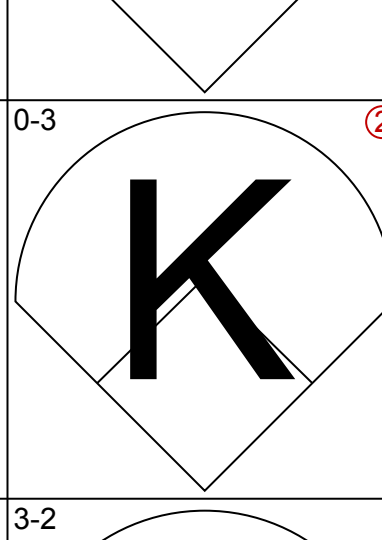
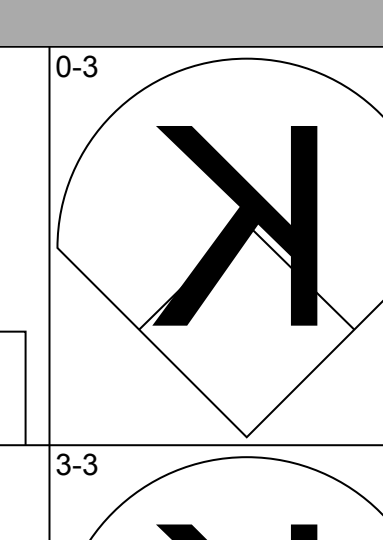
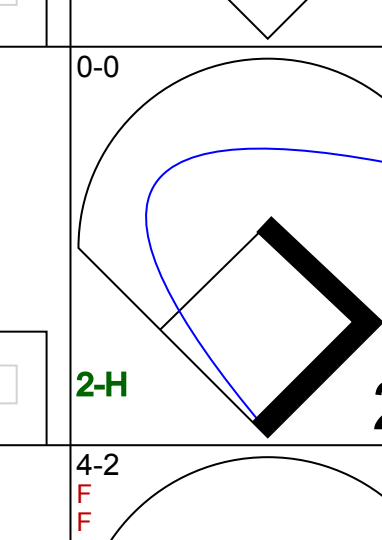
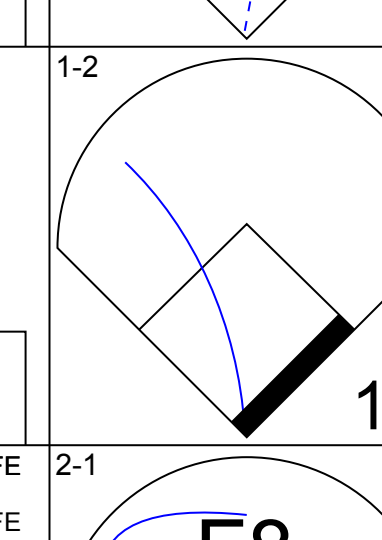
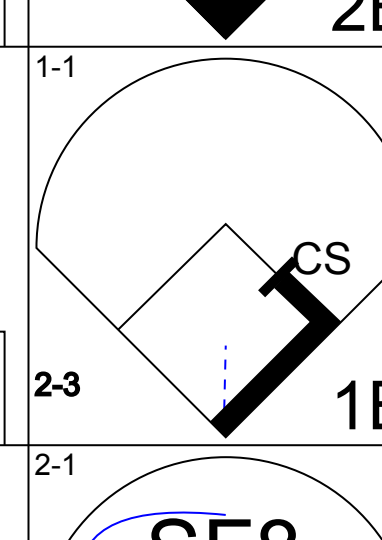
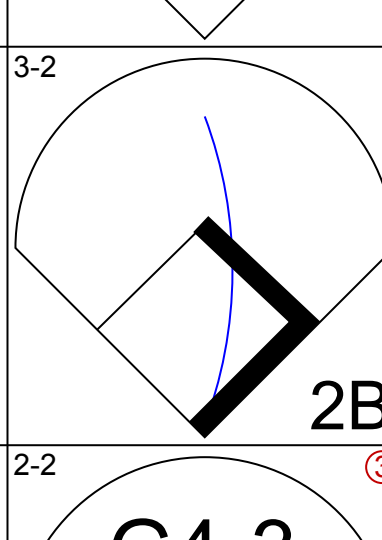

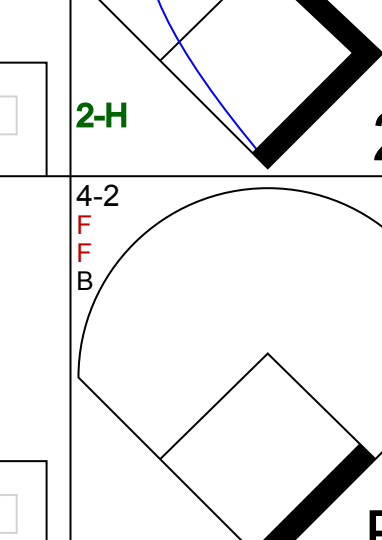
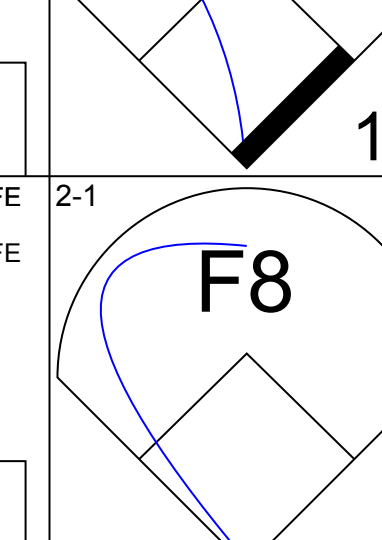
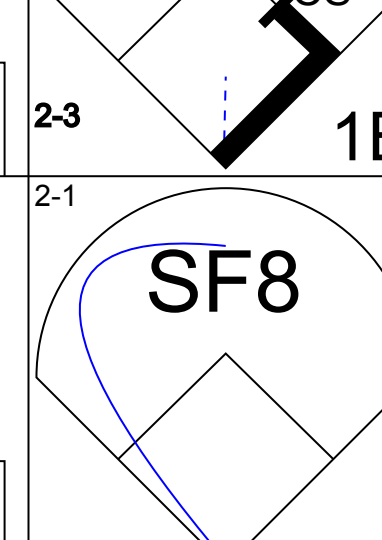
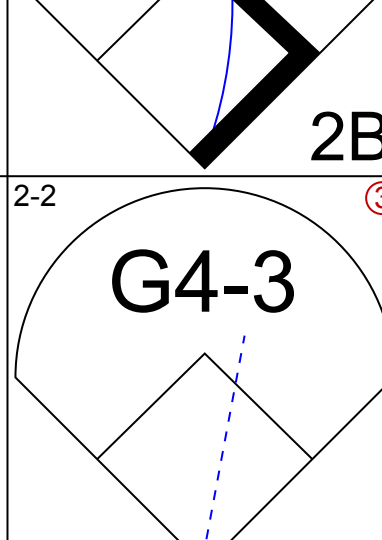

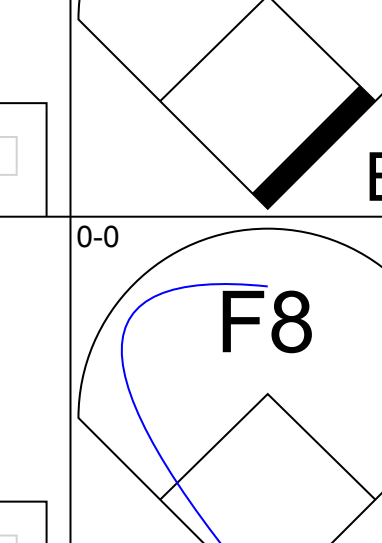
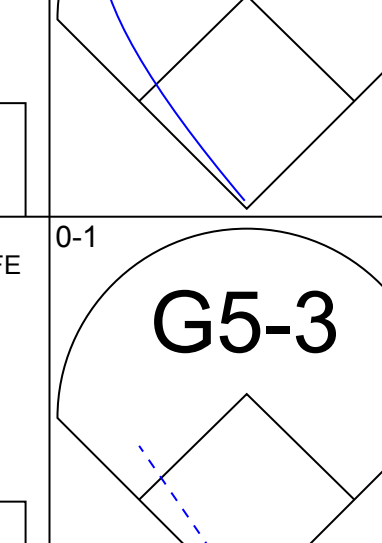
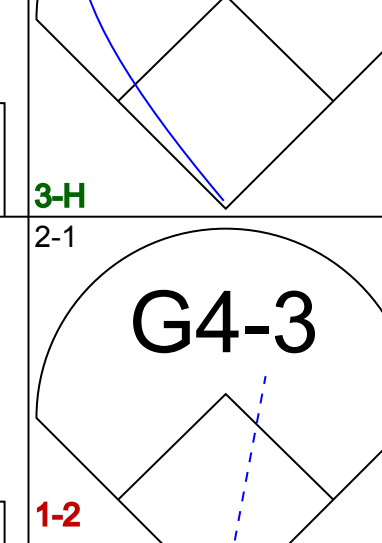
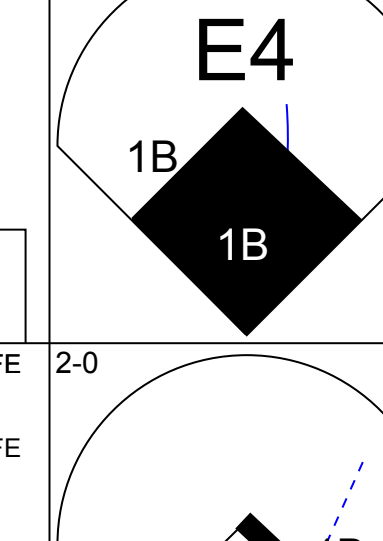
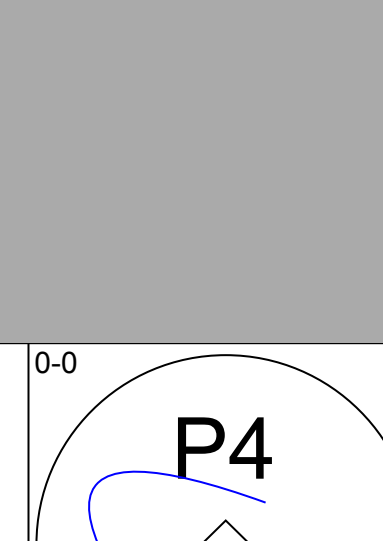
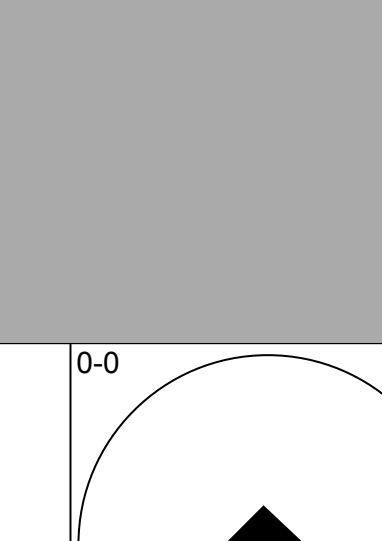
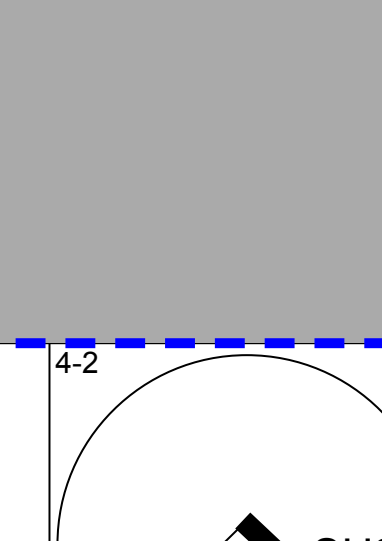






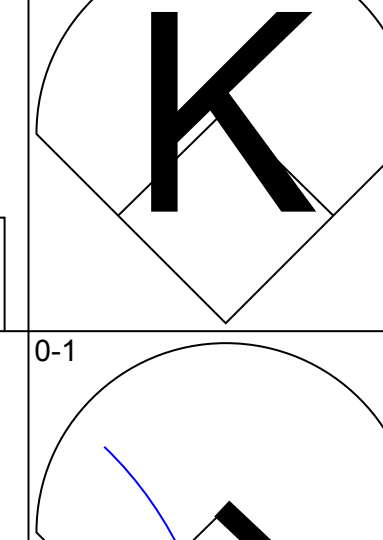
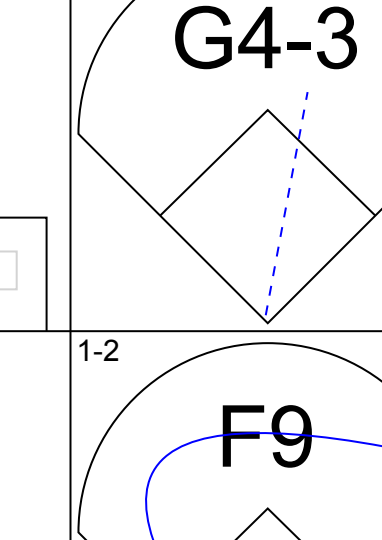
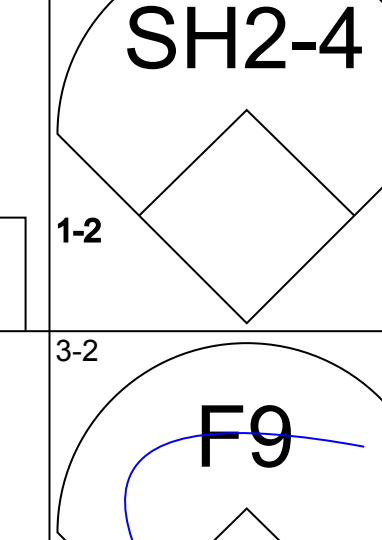
Anaheim Angels @ Cleveland Indians
Jacobs Field, Cleveland, OH
Sat Apr 11 1998, 3:33 AM EDT
Att: 42,802 - Sunny - 46 F

AB 29
R 8
H 9
RBI 8
BB 4
SO 3
LOB 10



Batter	1	2	3	4	5	6	7	8	9	AB	R	H	RBI	BB	SO	LOB	TOP		
Darin Erstad, L (1,3) OBP: 0.345, SLG: 0.623	G3			F8			HR		WP G4-3 BB	3	1	1	1	1	0	0	Anaheim Angels @ New York Yankees Shea Stadium, Flushing, NY Wed Apr 15 1998, 3:33 AM EDT Att: 40,743 - Overcast - 50 F		
Dave Hollins, S (1,5) OBP: 0.348, SLG: 0.425	G5-3			K			G6-3		G4-3	4	0	0	0	0	1	1			
Tim Salmon, R (1,9) OBP: 0.385, SLG: 0.636	F9			P6			K		P3	4	0	0	0	0	1	1			
Cecil Fielder, R (1,10) OBP: 0.340, SLG: 0.268		K			K		P6		P4	4	0	0	0	0	2	1			
Jim Edmonds, L (1,8) OBP: 0.340, SLG: 0.444		G4-6-3 1B			K				F7	3	0	1	0	0	1	0			
Phil Nevin, R (1,2) OBP: 0.316, SLG: 0.667		G4-6-3 1-2			K				HR	3	1	1	1	0	1	1			
16 Garret Anderson, L (1,7) OBP: 0.327, SLG: 0.333				K			F7		F7	3	0	0	0	0	1	0			
Norberto Martin, R (1,4) OBP: 0.237, SLG: 0.289				G6-3			F8		K2-3	3	0	0	0	0	1	0			
Gary Disarcina, R (1,6) OBP: 0.357, SLG: 0.593				F9			F7		HR	3	1	1	1	0	0	0			
Inning Stats	R: 0 E: 0 K: 0 S: 3	H: 0 LOB: 0 BB: 0 P: 3	R: 0 E: 0 K: 1 S: 5	H: 1 LOB: 0 BB: 0 P: 5	R: 0 E: 0 K: 1 S: 5	H: 0 LOB: 0 BB: 0 P: 5	R: 0 E: 0 K: 1 S: 5	H: 0 LOB: 0 BB: 0 P: 5	R: 0 E: 0 K: 3 S: 9	H: 0 LOB: 0 BB: 0 P: 9	R: 1 E: 0 K: 1 S: 6	H: 1 LOB: 0 BB: 0 P: 6	R: 1 E: 0 K: 1 S: 6	H: 1 LOB: 1 BB: 1 P: 8	R: 1 E: 0 K: 0 S: 4	H: 1 LOB: 1 BB: 1 P: 8	1B: 1 2B: 0 3B: 0 HR: 3	SF: 0 SAC: 0 DP: 1 HBP: 0	WP: 1 PA: 31 CS: 0
PITCHER	IP WLS BF H R ER SO BB IBB HBP BLK WP HR S P ERA WHIP																		
David Wells, L (1,1) ERA: 5.4	8.0 W 28 4 3 3 8 1 0 0 0 0 3 43 47 3.38 0.625																		
Jeff Nelson, R (9,1) ERA: 3.12	1.0 S 3 0 0 0 0 0 0 0 0 0 1 0 3 3 0.00 0.000																		

Batter	1	2	3	4	5	6	7	8	9	AB	R	H	RBI	BB	SO	LOB	BOTTOM		
Chuck Knoblauch, R (1,4) OBP: 0.444, SLG: 0.405	SH1-3 1B	K		2 1B		F8		2 CS		4	1	2	0	1	1	0	Anaheim Angels @ New York Yankees Shea Stadium, Flushing, NY Wed Apr 15 1998, 3:33 AM EDT Att: 40,743 - Overcast - 50 F		
2 Derek Jeter, R (1,6) OBP: 0.294, SLG: 0.271	SH1-3 1-2		G6-3	3H 1B		G6-3		CS		3	1	1	0	0	0	0			
Paul O'Neill, L (1,9) OBP: 0.472, SLG: 0.500	2B			1H 3B		F8				4	2	3	2	0	0	0			
Bernie Williams, S (1,8) OBP: 0.431, SLG: 0.357	2B		F8	G3				G1-3		3	0	0	0	1	0	2			
Tino Martinez, L (1,3) OBP: 0.400, SLG: 0.488	2B		1B			P2		G4-3		4	0	2	2	0	0	0			
Darryl Strawberry, L (1,10) OBP: 0.471, SLG: 0.900	F8			2B				HR		4	1	3	1	0	0	2			
Chad Curtis, R (1,7) OBP: 0.545, SLG: 0.667	K		F8					1B		4	0	1	0	0	1	5			
20 Jorge Posada, S (1,2) OBP: 0.333, SLG: 0.583		F8		WP 2B		K		F8		4	1	1	0	0	1	1			
Dale Sveum, S (1,5)		P6		F8		F7		K		4	0	0	0	0	1	2			
Inning Stats	R: 2 E: 0 K: 1 S: 8	H: 3 LOB: 2 BB: 1 P: 12	R: 0 E: 0 K: 1 S: 5	H: 0 LOB: 0 BB: 0 P: 5	R: 1 E: 0 K: 0 S: 6	H: 3 LOB: 2 BB: 0 P: 6	R: 2 E: 0 K: 0 S: 6	H: 4 LOB: 1 BB: 0 P: 6	R: 1 E: 0 K: 1 S: 7	H: 2 LOB: 1 BB: 0 P: 7	R: 0 E: 0 K: 0 S: 3	H: 0 LOB: 0 BB: 0 P: 3	R: 0 E: 0 K: 0 S: 4	H: 1 LOB: 1 BB: 0 P: 4	R: 0 E: 0 K: 1 S: 4	H: 0 LOB: 0 BB: 1 P: 8	1B: 7 2B: 4 3B: 1 HR: 1	SF: 0 SAC: 1 DP: 0 HBP: 0	WP: 1 PA: 38 CS: 1
PITCHER	IP WLS BF H R ER SO BB IBB HBP BLK WP HR S P ERA WHIP																		
Ken Hill, R (1,1) ERA: 2.5	4.0 L 22 10 5 5 2 1 0 0 0 0 0 1 10 10 4.50 1.000																		
Omar Olivares, R (5,1) ERA: 5.06	2.0 8 2 1 1 1 0 0 0 0 0 0 1 10 10 4.50 1.000																		
Shigetoshi Hasegawa, R (7,1) ERA: 9.0	0.1 1 0 0 0 0 0 0 0 0 0 0 0 1 1 0.00 0.000																		
Mike James, R (7,1) ERA: 1.29	1.2 6 1 0 0 0 1 1 0 0 0 0 0 7 11 0.00 1.200																		

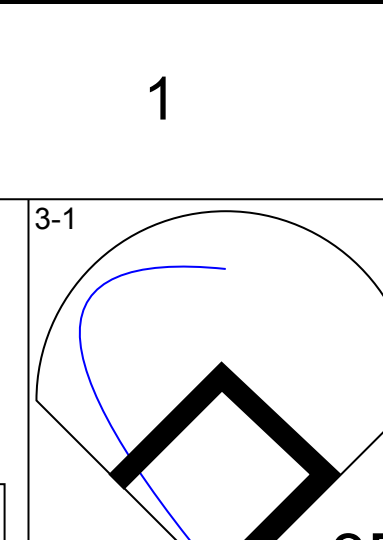
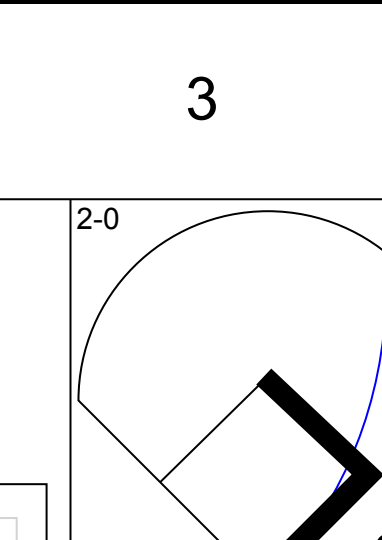
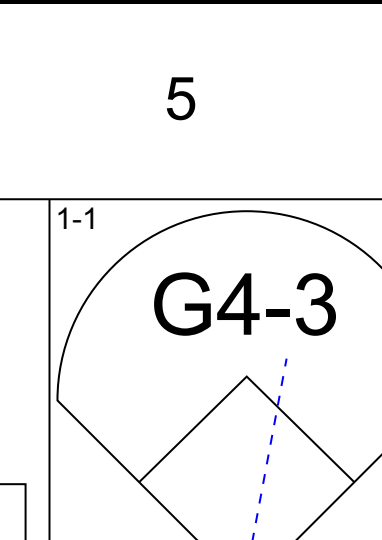
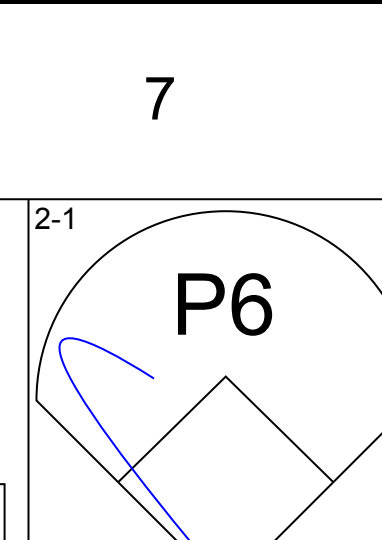
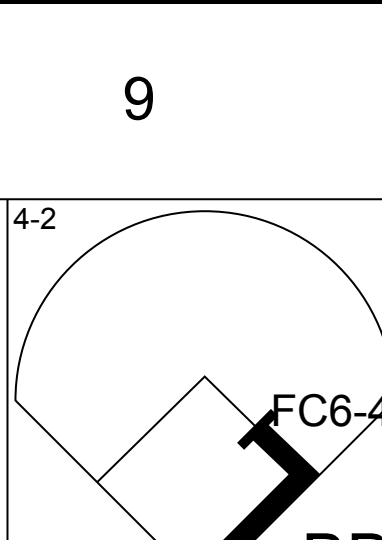
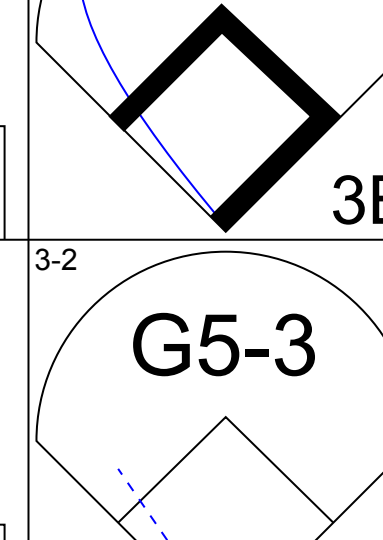
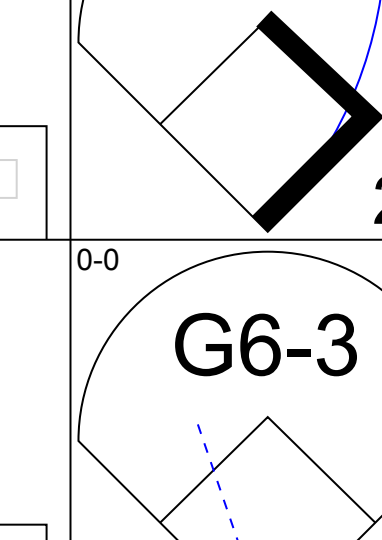
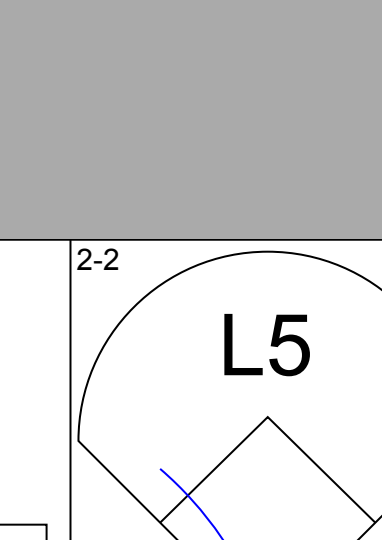
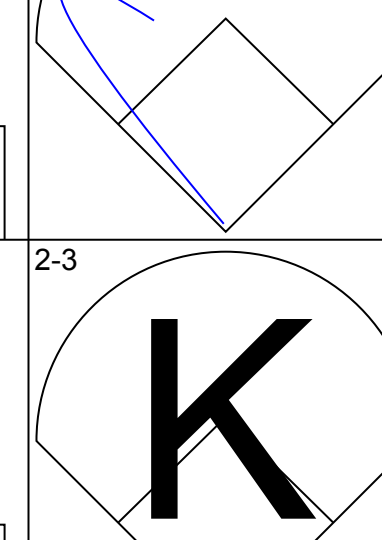
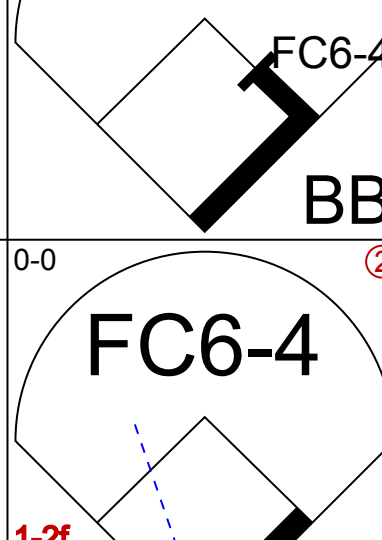
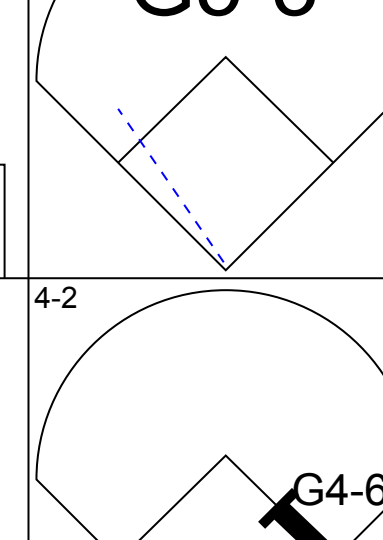
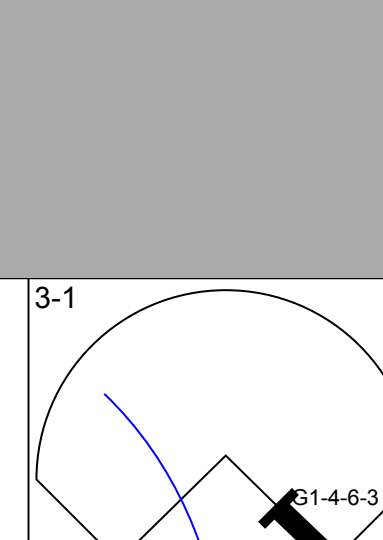
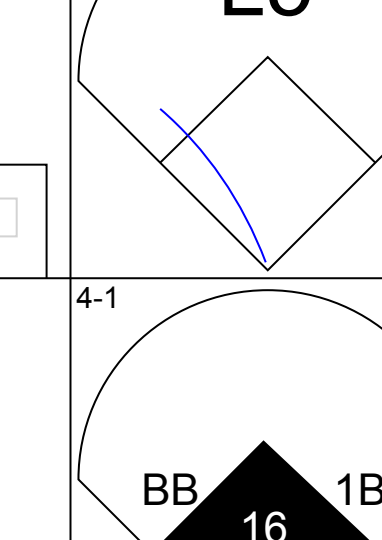
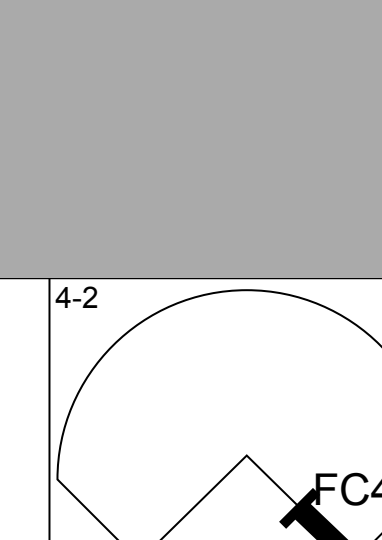
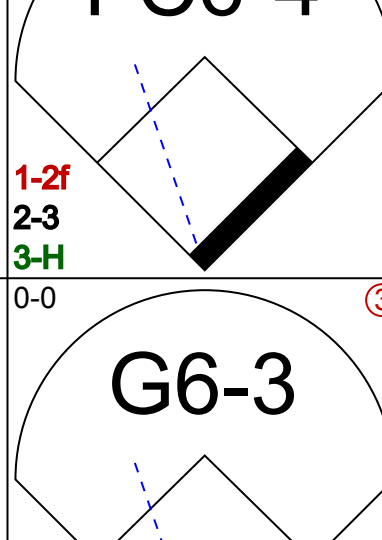
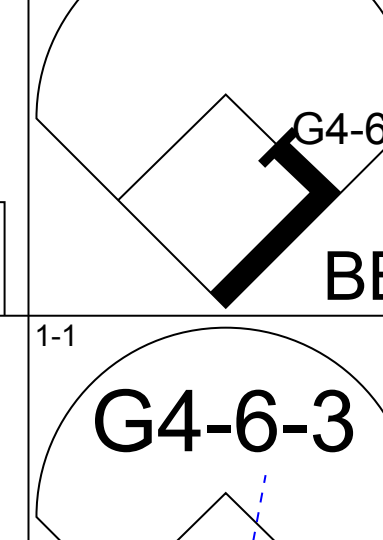
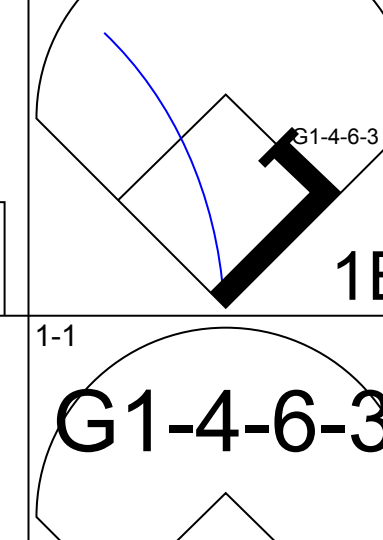
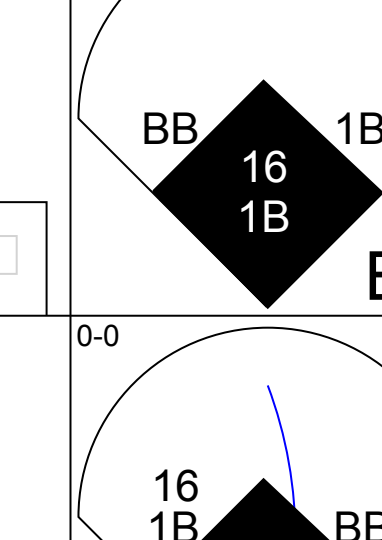


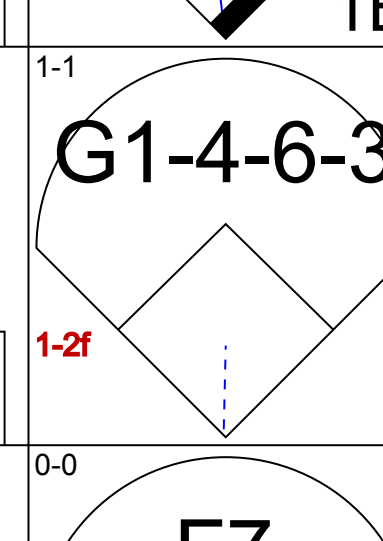
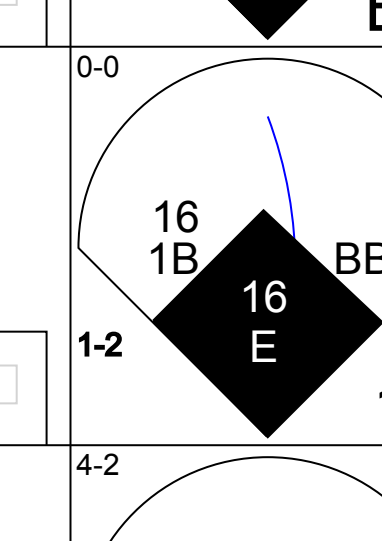
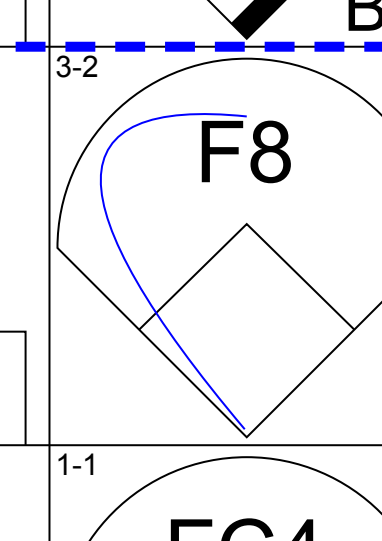


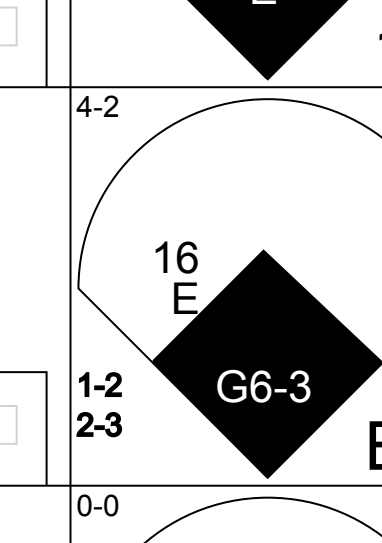
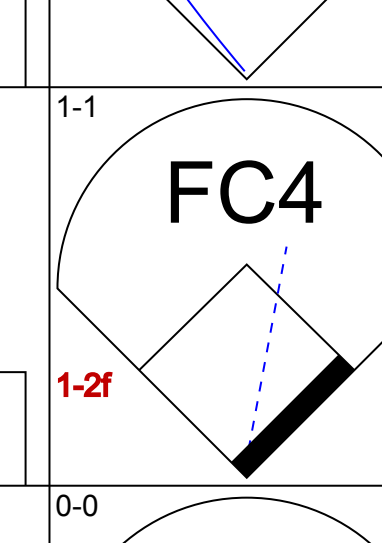

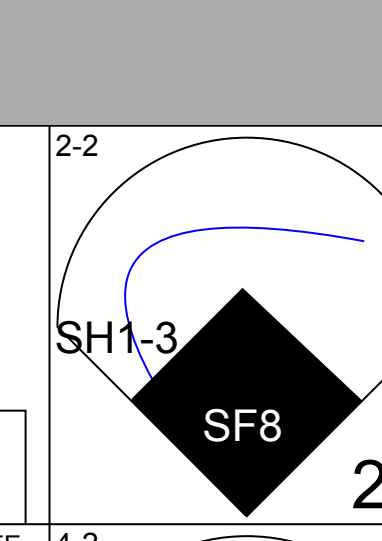
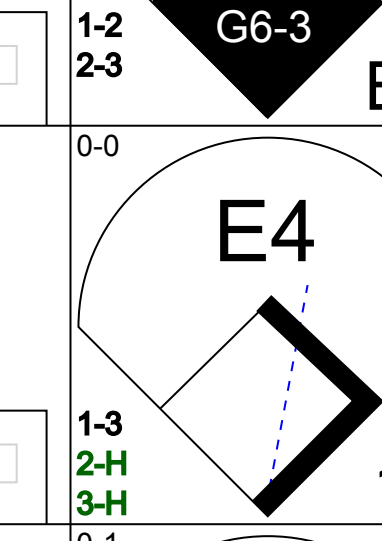


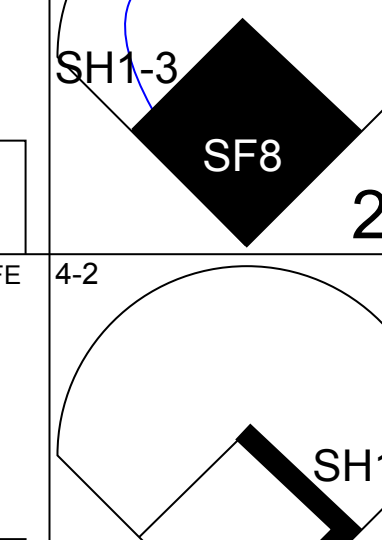
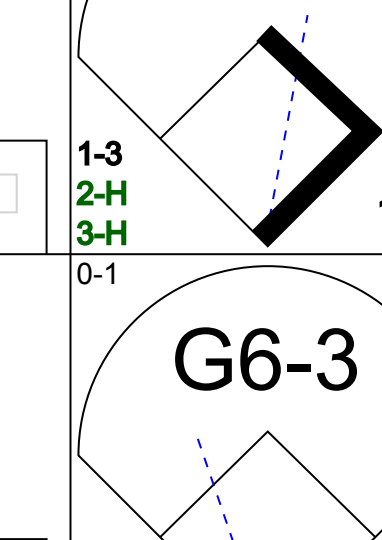
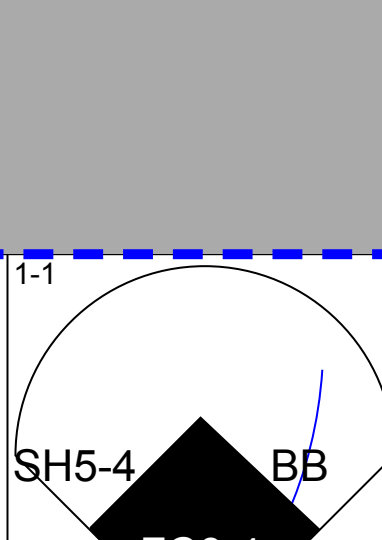
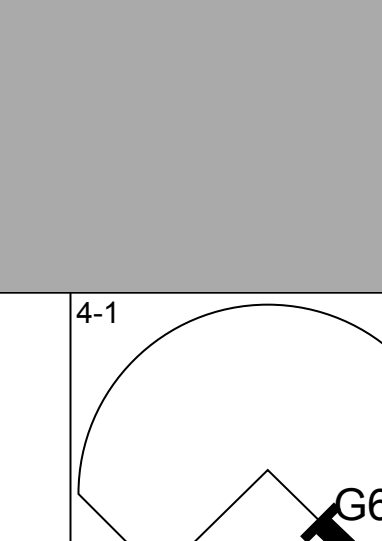
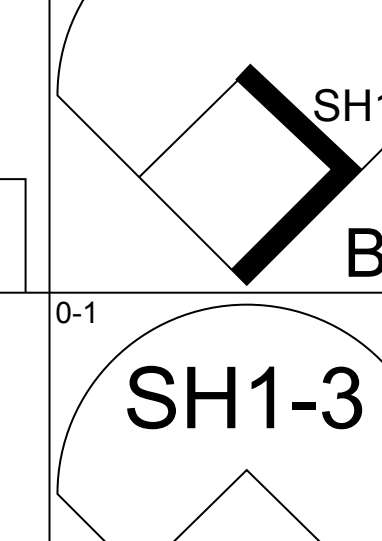
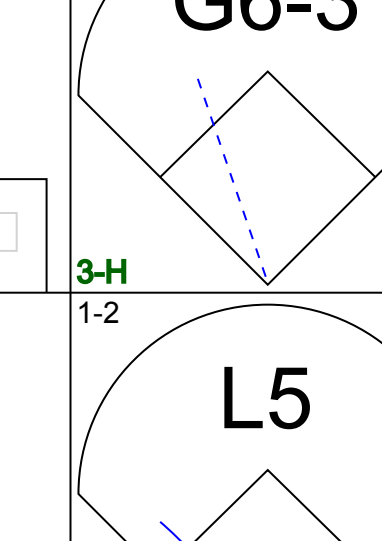
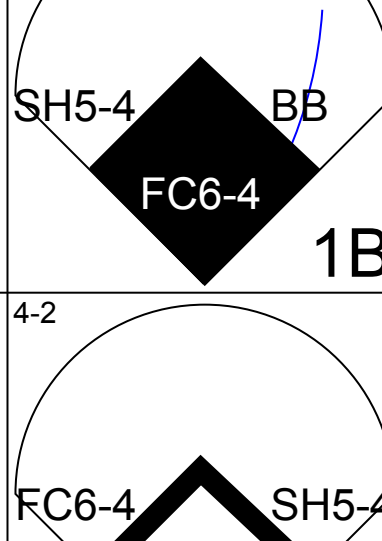
Batter	1	2	3	4	5	6	7	8	9	AB	R	H	RBI	BB	SO	LOB	TOP					
Quinton McCracken, S OBP: 0.381, SLG: 0.435										5	0	0	0	0	2	2						
Dave Martinez, L OBP: 0.420, SLG: 0.419										4	3	2	0	1	1	0						
Wade Boggs, L OBP: 0.371, SLG: 0.594 Bobby Smith, R OBP: 0.448, SLG: 0.538										2	0	0	0	0	2	1						
Fred McGriff, L OBP: 0.468, SLG: 0.661										5	0	4	1	0	1	0						
Paul Sorrento, L OBP: 0.315, SLG: 0.426										3	0	0	1	1	1	2						
Rich Butler, L OBP: 0.432, SLG: 0.595										4	1	0	0	0	0	4						
John Flaherty, R OBP: 0.250, SLG: 0.324										3	1	2	1	1	0	0						
Kevin Stocker, S OBP: 0.400, SLG: 0.512										3	0	1	1	0	1	0						
Miguel Cairo, R OBP: 0.333, SLG: 0.409										4	0	1	0	0	0	3						
Inning Stats	R: 0 E: 0 K: 2 S: 9	H: 0 LOB: 0 BB: 0 P: 13	R: 1 E: 1 K: 2 S: 10	H: 2 LOB: 2 BB: 0 P: 16	R: 1 E: 0 K: 2 S: 21	H: 2 LOB: 2 BB: 1 P: 32	R: 0 E: 0 K: 1 S: 9	H: 1 LOB: 1 BB: 0 P: 11	R: 1 E: 0 K: 0 S: 15	H: 1 LOB: 1 BB: 0 P: 25	R: 1 E: 0 K: 0 S: 11	H: 1 LOB: 0 BB: 0 P: 14	R: 2 E: 1 K: 0 S: 8	H: 3 LOB: 0 BB: 0 P: 14	R: 0 E: 0 K: 0 S: 9	H: 0 LOB: 1 BB: 1 P: 17	R: 0 E: 0 K: 2 S: 14	H: 1 LOB: 1 BB: 0 P: 20	1B: 6 2B: 4 3B: 0 HR: 1	SF: 1 SAC: 1 DP: 0 HBP: 0	WP: 0 PB: 1 SB: 2 CS: 1	PA: 41
PITCHER	IP	WLS	BF	H	R	ER	SO	BB	IBB	HBP	BLK	WP	HR	S	P	ERA	WHIP					
Jack McDowell, R ERA: 3.86	(1, 1)	6.0	28	7	4	3	7	2	0	0	0	0	1	75	111	4.50	1.500					
Mike Holtz, L ERA: 2.54	(7, 1)	1.0	L 5	3	2	2	0	0	0	0	0	0	0	8	14	18.00	3.000					
Rich DeLucia, R ERA: 3.68	(8, 1)	1.0	4	0	0	0	0	1	0	0	0	0	0	9	17	0.00	1.000					
Troy Percival, R ERA: 4.5	(9, 1)	1.0	4	1	0	0	2	0	0	0	0	0	0	14	20	0.00	1.000					

Tampa Bay Devil Rays @ Anaheim Angels
Edison International Field, Anaheim, CA
Thu Apr 16 1998, 10:05 PM EDT
Att: 22,906 - Unknown - 62 F

livebaseballscorecards.com

AB 36
R 6
H 11
RBI 5
BB 3
SO 9
LOB 12



Batter	1	2	3	4	5	6	7	8	9	AB	R	H	RBI	BB	SO	LOB	BOTTOM					
Darin Erstad, L OBP: 0.367, SLG: 0.667										4	0	2	0	1	0	1						
Dave Hollins, S OBP: 0.314, SLG: 0.378										5	0	0	1	0	1	4						
Tim Salmon, R OBP: 0.421, SLG: 0.630										2	1	1	0	3	0	2						
Jim Edmonds, L OBP: 0.333, SLG: 0.429										4	1	1	0	0	0	4						
Cecil Fielder, R OBP: 0.352, SLG: 0.256 Damon Mashore, R (8, PR)										2	1	0	0	0	0	0						
16 Garret Anderson, L OBP: 0.340, SLG: 0.367										4	1	2	1	0	0	2						
Matt Walbeck, S OBP: 0.303, SLG: 0.379										3	1	1	1	1	0	2						
Carlos Garcia, R OBP: 0.357, SLG: 0.273 Frank Bolick, S OBP: 0.182, SLG: 0.400 Norberto Martin, R OBP: 0.237, SLG: 0.289										1	0	0	0	1	0	1						
Gary Disarcina, R OBP: 0.323, SLG: 0.552										2	0	0	1	0	0	1						
Inning Stats	R: 0 E: 0 K: 0 S: 10	H: 1 LOB: 1 BB: 1 P: 21	R: 0 E: 0 K: 0 S: 5	H: 0 LOB: 0 BB: 1 P: 10	R: 0 E: 0 K: 0 S: 5	H: 1 LOB: 1 BB: 1 P: 11	R: 0 E: 0 K: 0 S: 5	H: 1 LOB: 0 BB: 0 P: 9	R: 3 E: 1 K: 0 S: 16	H: 2 LOB: 1 BB: 2 P: 27	R: 0 E: 0 K: 1 S: 7	H: 0 LOB: 0 BB: 0 P: 12	R: 0 E: 0 K: 0 S: 9	H: 0 LOB: 1 BB: 1 P: 17	R: 1 E: 0 K: 0 S: 11	H: 1 LOB: 2 BB: 2 P: 20	1B: 4 2B: 2 3B: 1 HR: 0	SF: 1 SAC: 2 DP: 4 HBP: 0	WP: 0 PB: 0 SB: 0 CS: 0	PA: 39		
PITCHER	IP	WLS	BF	H	R	ER	SO	BB	IBB	HBP	BLK	WP	HR	S	P	ERA	WHIP					
Tony Saunders, L ERA: 3.0	(1, 1)	6.0	W 26	4	3	3	0	6	0	0	0	0	0	52	96	4.50	2.000					
Esteban Yan, R ERA:	(7, 1)	1.0	4	0	0	0	1	1	0	0	0	0	0	9	18	0.00	1.000					
Jim Mecir, R ERA:	(8, 1)	1.0	3	0	0	0	0	0	0	0	0	0	0	7	11	0.00	0.000					
Roberto Hernandez, R ERA: 5.14	(9, 1)	1.0	S 6	1	1	1	0	2	0	0	0	0	0	11	20	9.00	3.000					

Tampa Bay Devil Rays @ Anaheim Angels
Edison International Field, Anaheim, CA
Thu Apr 16 1998, 10:05 PM EDT
Att: 22,906 - Unknown - 62 F


livebaseballscorecards.com


AB 27
R 5
H 7
RBI 4
BB 9
SO 1
LOB 18



Batter	1	2	3	4	5	6	7	8	9	AB	R	H	RBI	BB	SO	LOB	TOP			
Quinton McCracken, S OBP: 0.373, SLG: 0.424	G4-3		FC4-6 1B			G6-3		FC5-4		4	0	1	0	0	0	2	Tampa Bay Devil Rays @ Anaheim Angels Edison International Field, Anaheim, CA Fri Apr 17 1998, 10:05 PM EDT Att: 31,516 - Unknown - 68 F livebaseballscorecards.com			
Miguel Cairo, R OBP: 0.306, SLG: 0.375	F9		FC4-6			G3		F9		4	0	0	0	0	0	2				
Jerome Walton, R OBP: 0.500, SLG: 0.750				G5-3					G5-3	4	0	2	0	0	0	0				
Fred McGriff, L OBP: 0.439, SLG: 0.617		2B			F7				G4-3	4	0	0	0	0	2	2				
Bobby Smith, R OBP: 0.424, SLG: 0.500			K						F9	4	0	1	0	0	1	0				
Paul Sorrento, L OBP: 0.316, SLG: 0.420									F9	3	0	1	0	0	2	1				
Kevin Stocker, S OBP: 0.375, SLG: 0.477									F9	3	0	0	0	0	0	1				
Dave Martinez, L OBP: 0.415, SLG: 0.400									F9	2	0	0	0	0	2	0				
Mike DiFelice, R OBP: 0.474, SLG: 0.765									F9	3	0	1	0	0	1	0				
Inning Stats	R: 0 E: 0 K: 1 S: 7	H: 1 LOB: 1 BB: 0 P: 9	R: 0 E: 0 K: 1 S: 6	H: 1 LOB: 0 BB: 0 P: 10	R: 0 E: 0 K: 1 S: 9	H: 1 LOB: 1 BB: 0 P: 14	R: 0 E: 0 K: 1 S: 7	H: 0 LOB: 1 BB: 0 P: 11	R: 0 E: 0 K: 1 S: 12	H: 1 LOB: 1 BB: 0 P: 17	R: 0 E: 0 K: 1 S: 7	H: 0 LOB: 0 BB: 0 P: 12	R: 0 E: 0 K: 0 S: 9	H: 1 LOB: 1 BB: 0 P: 13	R: 0 E: 0 K: 0 S: 4	H: 0 LOB: 0 BB: 0 P: 5	1B: 5 2B: 1 3B: 0 HR: 0	SF: 0 SAC: 0 DP: 1 HBP: 1	WP: 0 PB: 0 SB: 0 CS: 1	PA: 33
PITCHER Chuck Finley, L ERA: 0.56	IP: 9.0 W: 32 L: 6	WLS: 0 BF: 32 R: 0	BF: 32 H: 6 R: 0	ER: 0 SO: 8 LOB: 0	BB: 0 IBB: 0 HBP: 1 BLK: 0	WP: 0 HR: 0 S: 69 P: 102	ERA: 0.00 WHIP: 0.667	PITCHER	IP: 9.0 W: 32 L: 6	WLS: 0 BF: 32 R: 0	BF: 32 H: 6 R: 0	ER: 0 SO: 8 LOB: 0	BB: 0 IBB: 0 HBP: 1 BLK: 0	WP: 0 HR: 0 S: 69 P: 102	ERA: 0.00 WHIP: 0.667					

Batter	1	2	3	4	5	6	7	8	9	AB	R	H	RBI	BB	SO	LOB	BOTTOM			
Darin Erstad, L OBP: 0.385, SLG: 0.672	S HR							L5		4	2	2	0	1	0	3	Tampa Bay Devil Rays @ Anaheim Angels Edison International Field, Anaheim, CA Fri Apr 17 1998, 10:05 PM EDT Att: 31,516 - Unknown - 68 F livebaseballscorecards.com			
Dave Hollins, S OBP: 0.304, SLG: 0.360	F7	CS	G4-3		G1-3		E2 1B	F7		5	1	1	0	0	0	4				
Tim Salmon, R OBP: 0.410, SLG: 0.660								F7		4	1	1	2	0	0	2				
Jim Edmonds, L OBP: 0.362, SLG: 0.442										3	0	2	1	1	0	0				
Cecil Fielder, R OBP: 0.362, SLG: 0.261										3	0	1	0	1	1	2				
16 Garret Anderson, L OBP: 0.316, SLG: 0.340										4	0	0	0	0	0	3				
Matt Walbeck, S OBP: 0.324, SLG: 0.375										3	1	1	0	1	0	2				
Norberto Martin, R OBP: 0.238, SLG: 0.286										4	0	1	0	0	0	2				
Gary Disarcina, R OBP: 0.343, SLG: 0.545										4	0	2	1	0	0	0				
Inning Stats	R: 2 E: 0 K: 0 S: 15	H: 1 LOB: 2 BB: 3 P: 28	R: 0 E: 0 K: 0 S: 10	H: 1 LOB: 0 BB: 0 P: 19	R: 0 E: 0 K: 0 S: 7	H: 1 LOB: 1 BB: 0 P: 11	R: 0 E: 0 K: 0 S: 7	H: 0 LOB: 0 BB: 0 P: 12	R: 0 E: 0 K: 0 S: 8	H: 1 LOB: 1 BB: 0 P: 10	R: 0 E: 0 K: 0 S: 7	H: 1 LOB: 2 BB: 1 P: 14	R: 2 E: 1 K: 1 S: 10	H: 3 LOB: 1 BB: 0 P: 18	R: 1 E: 0 K: 0 S: 15	H: 3 LOB: 2 BB: 0 P: 26	1B: 9 2B: 1 3B: 0 HR: 1	SF: 0 SAC: 0 DP: 0 HBP: 0	WP: 0 PB: 0 SB: 1 CS: 1	PA: 39
PITCHER Rick Gorecki, R ERA: 4.86 Albie Lopez, R ERA: 1.93 52 Ramon Tatis, L ERA: 30.38 Dan Carlson, R ERA: 6.23	IP: 5.0 W: 21 L: 4	WLS: 0 BF: 11 R: 4	BF: 11 H: 4 R: 2	ER: 0 SO: 1 LOB: 0	BB: 3 IBB: 0 HBP: 0 BLK: 0	WP: 0 HR: 0 S: 17 P: 32	ERA: 0.00 WHIP: 2.500	PITCHER	IP: 5.0 W: 21 L: 4	WLS: 0 BF: 11 R: 4	BF: 11 H: 4 R: 2	ER: 0 SO: 1 LOB: 0	BB: 3 IBB: 0 HBP: 0 BLK: 0	WP: 0 HR: 0 S: 17 P: 32	ERA: 0.00 WHIP: 2.500					

Batter	1	2	3	4	5	6	7	8	9	AB	R	H	RBI	BB	SO	LOB	TOP							
Quinton McCracken, S OBP: 0.361, SLG: 0.408	F7	F8		SF8 1-3 2-H 1B		G1-3		G3-1		5	0	1	1	0	0	4	Tampa Bay Devil Rays @ Anaheim Angels Edison International Field, Anaheim, CA Sat Apr 18, 1998, 10:05 PM EDT Att: 37,878 - Unknown - 69 F livebaseballscorecards.com							
Dave Martinez, L OBP: 0.414, SLG: 0.408	G6-3		G3	SF8						4	0	2	2	0	0	0								
Rich Butler, L OBP: 0.388, SLG: 0.524	K		G4-3	G4-3		G3				5	0	0	0	0	1	3								
Fred McGriff, L OBP: 0.437, SLG: 0.600		1B BB 1B	2B 1B			G3-1		G1-3		5	2	2	0	0	0	1								
Paul Sorrento, L OBP: 0.328, SLG: 0.444		BB 1B 1B	1B	2B		G1-3		K		4	1	2	0	0	1	0								
Bobby Smith, R OBP: 0.459, SLG: 0.618		BB 1B	CS			G3		HR		4	1	3	3	0	0	0								
John Flaherty, R OBP: 0.275, SLG: 0.342	K	CS	FC1-5 1B					G6-3		4	1	2	0	0	1	3								
Kevin Stocker, S OBP: 0.385, SLG: 0.468		BB	FC1-5 1B			F7		G4-3		3	1	1	1	1	0	1								
Miguel Cairo, R OBP: 0.302, SLG: 0.365	F9		FC1-5 1B SF8			E9 1B		F9		4	2	1	0	0	0	5								
Inning Stats	R: 0 E: 0 K: 1 S: 7	H: 0 LOB: 0 BB: 0 P: 8	R: 1 E: 0 K: 1 S: 13	H: 3 LOB: 3 BB: 1 P: 26	R: 2 E: 0 K: 0 S: 8	H: 3 LOB: 0 BB: 0 P: 17	R: 2 E: 0 K: 0 S: 13	H: 3 LOB: 1 BB: 0 P: 21	R: 0 E: 0 K: 0 S: 4	H: 0 LOB: 0 BB: 0 P: 8	R: 2 E: 1 K: 0 S: 9	H: 3 LOB: 1 BB: 0 P: 16	R: 1 E: 0 K: 1 S: 8	H: 1 LOB: 0 BB: 0 P: 16	R: 0 E: 0 K: 0 S: 5	H: 0 LOB: 0 BB: 0 P: 8	R: 0 E: 0 K: 0 S: 5	H: 1 LOB: 0 BB: 0 P: 8	1B: 12 2B: 2 3B: 0 HR: 1	SF: 1 SAC: 0 DP: 1 HBP: 0	WP: 0 PB: 0 CS: 1	PA: 41		
PITCHER	IP WLS BF H R ER SO BB IBB HBP BLK WP HR S P ERA WHIP																	PITCHER	IP WLS BF H R ER SO BB IBB HBP BLK WP HR S P ERA WHIP					
Jason Dickson, R ERA: 11.77	(1, 1)	3.1	L	19	9	5	5	2	1	0	0	0	0	0	0	0	0	0	0	36	62	13.50	3.000	
Rich Robertson, L ERA: 4.91	(4, 1)	3.2		15	4	3	2	1	0	0	0	0	0	0	0	0	0	0	0	1	26	50	4.91	1.091
Omar Olivares, R ERA: 3.68	(8, 1)	2.0		6	1	0	0	0	0	0	0	0	0	0	0	0	0	0	0	10	16	0.00	0.500	

Batter	1	2	3	4	5	6	7	8	9	AB	R	H	RBI	BB	SO	LOB	BOTTOM						
Darin Erstad, L OBP: 0.391, SLG: 0.677	L6-4 1B		K							4	0	2	1	0	2	2	Tampa Bay Devil Rays @ Anaheim Angels Edison International Field, Anaheim, CA Sat Apr 18, 1998, 10:05 PM EDT Att: 37,878 - Unknown - 69 F livebaseballscorecards.com						
Dave Hollins, S OBP: 0.300, SLG: 0.352			F9		G4-3					4	0	1	0	0	1	3							
Tim Salmon, R OBP: 0.400, SLG: 0.623	L6-4			BB						3	0	0	0	1	1	3							
Cecil Fielder, R OBP: 0.339, SLG: 0.240	K			K		G5-3		K		4	0	0	0	0	3	3							
Jim Edmonds, L OBP: 0.356, SLG: 0.434		F8		F7		G4-3				1	0	0	0	0	0	0							
16 Garret Anderson, L OBP: 0.300, SLG: 0.321										3	0	0	0	0	0	1							
Phil Nevin, R OBP: 0.304, SLG: 0.571		BB		K			P4			3	0	0	0	1	1	1							
Damon Mashore, R OBP: 0.286, SLG: 0.333										4	0	1	0	0	2	1							
Norberto Martin, R OBP: 0.222, SLG: 0.267		G6-3								3	0	0	0	0	1	2							
Gary Disarcina, R OBP: 0.351, SLG: 0.543										2	0	1	0	0	0	0							
Carlos Garcia, R OBP: 0.400, SLG: 0.333			F8					E6 2B 1B		1	1	1	0	0	0	0							
Inning Stats	R: 0 E: 0 K: 1 S: 9	H: 2 LOB: 1 BB: 0 P: 15	R: 0 E: 0 K: 1 S: 9	H: 0 LOB: 1 BB: 1 P: 17	R: 0 E: 0 K: 1 S: 8	H: 0 LOB: 0 BB: 0 P: 13	R: 0 E: 0 K: 2 S: 11	H: 0 LOB: 1 BB: 1 P: 20	R: 0 E: 0 K: 2 S: 18	H: 2 LOB: 2 BB: 0 P: 25	R: 0 E: 0 K: 1 S: 12	H: 0 LOB: 0 BB: 0 P: 18	R: 0 E: 0 K: 1 S: 7	H: 0 LOB: 0 BB: 0 P: 10	R: 1 E: 1 K: 2 S: 12	H: 2 LOB: 1 BB: 0 P: 20	R: 0 E: 0 K: 0 S: 7	H: 0 LOB: 0 BB: 0 P: 11	1B: 4 2B: 3 3B: 0 HR: 0	SF: 0 SAC: 0 DP: 1 HBP: 0	WP: 0 PB: 0 CS: 0	PA: 34	
PITCHER	IP WLS BF H R ER SO BB IBB HBP BLK WP HR S P ERA WHIP																	PITCHER	IP WLS BF H R ER SO BB IBB HBP BLK WP HR S P ERA WHIP				
Wilson Alvarez, L ERA: 3.0	(1, 1)	7.0	W	28	6	1	1	9	2	0	0	0	0	0	0	0	0	0	0	79	127	1.29	1.143
Jim Mecir, R ERA:	(8, 1)	2.0		6	0	0	0	2	0	0	0	0	0	0	0	0	0	0	0	14	22	0.00	0.000

Batter	1	2	3	4	5	6	7	8	9	AB R H RBI BB SO LOB	TOP										
Roberto Alomar, S (1, 4) OBP: 0.370, SLG: 0.385	4-1 2B BB		0-1 SH3-4		0-0 G6-3		1-1 2B 2B		0-0 F7	3 2 1 1 1 0 3	Baltimore Orioles @ Anaheim Angels Edison International Field, Anaheim, CA Mon Apr 20 1998, 10:05 PM EDT Att: 19,217 - Unknown - 80 F										
B.J. Surhoff, L (1, 7) OBP: 0.394, SLG: 0.508	0-1 1-H 2B		0-2 P5		2-2 G3		2-1 2-H 2B		2-2 F9	5 0 2 2 0 0 4											
Harold Baines, L (1, 10) OBP: 0.361, SLG: 0.500	1-0 F8		2-2 G4-3			3-3 K	1-0 F8			4 0 0 0 0 1 3											
Joe Carter, R (1, 9) OBP: 0.345, SLG: 0.400	3-0 F7			2-3 K		0-2 G6-3		3-3 K		4 0 0 0 0 2 1											
Rafael Palmeiro, L (1, 3) OBP: 0.351, SLG: 0.333				3-1 G4-3		1-1 FC6-4 1B		0-3 K		4 0 1 0 0 2 1											
Cal Ripken Jr., R (1, 5) OBP: 0.333, SLG: 0.364		4-2 G6-4-3 BB		2-1 G5-3		0-0 FC6-4 1-2f		4-2 FC4-6 BB		2 0 0 0 2 0 1											
Lenny Webster, R (1, 2) OBP: 0.304, SLG: 0.688		1-2 G6-4-3 1-2f		2-2 SH1 1B		1-1 2B 2B		0-0 FC4-6 1-2f		4 1 2 0 0 0 2											
Jeffrey Hammonds, R (1, 8) OBP: 0.364, SLG: 0.389		1-1 G5-3		2-2 SH1 1B		2-3 K		4-2 S BB		3 0 1 0 1 1 1											
Mike Bordick, R (1, 6) Ozzie Guillen, L (7, PH) OBP: 0.143, SLG: 0.077			2-1 SH3-4 2B		0-0 SH1		0-3 K		2-2 F8	1 0 1 0 0 0 0 2 0 0 0 0 1 2	WP: 0 PA: 38 FB: 0 SB: 1 CS: 0										
Inning Stats	R: 1 E: 0 K: 1 S: 8	H: 1 LOB: 1 BB: 1 P: 16	R: 0 E: 0 K: 0 S: 7	H: 0 LOB: 0 BB: 1 P: 13	R: 0 E: 0 K: 1 S: 10	H: 1 LOB: 1 BB: 0 P: 14	R: 0 E: 0 K: 1 S: 9	H: 0 LOB: 0 BB: 0 P: 16	R: 0 E: 0 K: 0 S: 14	H: 2 LOB: 2 BB: 0 P: 20	R: 0 E: 0 K: 1 S: 10	H: 1 LOB: 1 BB: 0 P: 14	R: 2 E: 0 K: 2 S: 14	H: 3 LOB: 1 BB: 0 P: 21	R: 0 E: 0 K: 2 S: 9	H: 0 LOB: 1 BB: 1 P: 16	R: 0 E: 0 K: 0 S: 9	H: 0 LOB: 1 BB: 1 P: 17	1B: 3 2B: 5 3B: 0 HR: 0	SF: 0 SAC: 2 DP: 1 HBP: 0	WP: 0 PA: 38 FB: 0 SB: 1 CS: 0
PITCHER	IP WLS BF H R ER SO BB IBB HBP BLK WP HR S P ERA WHIP											PITCHER	IP WLS BF H R ER SO BB IBB HBP BLK WP HR S P ERA WHIP								
Ken Hill, R (1, 1) ERA: 2.92	6.2 W 28 7 3 3 5 2 0 0 0 0 0 0 69 108 4.05 1.350																				
Mike Holtz, L (7, 1) ERA: 2.35	0.1 2 1 0 0 0 0 0 0 0 0 0 0 3 6 0.00 3.000																				
Rich DeLucia, R (8, 1) ERA: 3.24	1.0 4 0 0 0 2 1 0 0 0 0 0 0 9 16 0.00 1.000																				
Troy Percival, R (9, 1) ERA: 3.86	1.0 S 4 0 0 0 0 1 0 0 0 0 0 0 9 17 0.00 1.000																				

Batter	1	2	3	4	5	6	7	8	9	AB R H RBI BB SO LOB	BOTTOM								
Darin Erstad, L (1, 8) OBP: 0.364, SLG: 0.611	0-1 P6		1-2 G1-3		0-3 K		3-1 G3-1			4 0 0 0 0 1 0	Baltimore Orioles @ Anaheim Angels Edison International Field, Anaheim, CA Mon Apr 20 1998, 10:05 PM EDT Att: 19,217 - Unknown - 80 F								
Dave Hollins, S (1, 5) OBP: 0.313, SLG: 0.351	3-1 G3-1		1-3 K		1-1 S 1B		4-1 WP BB			3 0 1 0 1 1 0									
Tim Salmon, R (1, 9) OBP: 0.417, SLG: 0.589	4-2 PO BB			4-1 16 G4-3 G6-3 1B BB	4-2 1-2 BB		4-2 FC4 BB			0 1 0 0 4 0 0									
Cecil Fielder, R (1, 3) OBP: 0.314, SLG: 0.224	1-1 PO	1-2 F9		1-2 G6-3	1-2 G6-3		1-0 FC4			4 0 0 0 0 0 5									
Jim Edmonds, L (9, 8) OBP: 0.356, SLG: 0.434	1-2			1-2			1-2f			0 0 0 0 0 0 0									
16 Garret Anderson, L (1, 7) OBP: 0.294, SLG: 0.344		0-0 F7		0-1 G4-3		2-2 G6-3 3B		1-1 P6		4 1 1 0 0 0 1									
Frank Bolick, S (1, 10) OBP: 0.388, SLG: 0.500		4-2 1B BB		0-0 HR 1B		4-2 G6-3 BB		1-1 2B		2 1 2 1 2 0 0									
Phil Nevin, R (1, 2) OBP: 0.387, SLG: 0.667		0-1 FC6-4 1B		3-H HR		3-2 G6-3		1-3 K		4 1 2 2 0 1 2									
Matt Walbeck, S (9, 2) OBP: 0.317, SLG: 0.361		1-3 FC6-4 1B		1-H HR		1-2f				0 0 0 0 0 0 0									
Carlos Garcia, R (1, 4) OBP: 0.304, SLG: 0.250		2-1 FC6-4		1-3 K		3-H P3		1-1 G6-3		4 0 0 0 0 1 3									
Gary Disarcina, R (1, 6) OBP: 0.295, SLG: 0.452			2-2 G5-3		0-0 F7		2-2 G4-3			3 0 0 0 0 0 0									
Inning Stats	R: 0 E: 0 K: 0 S: 7	H: 0 LOB: 0 BB: 1 P: 15	R: 0 E: 0 K: 0 S: 11	H: 1 LOB: 2 BB: 1 P: 18	R: 0 E: 0 K: 1 S: 9	H: 0 LOB: 0 BB: 0 P: 13	R: 3 E: 0 K: 1 S: 11	H: 2 LOB: 1 BB: 1 P: 17	R: 0 E: 0 K: 1 S: 11	H: 1 LOB: 2 BB: 1 P: 17	R: 1 E: 0 K: 0 S: 14	H: 1 LOB: 0 BB: 1 P: 26	R: 0 E: 0 K: 0 S: 9	H: 0 LOB: 2 BB: 2 P: 23	R: 0 E: 0 K: 1 S: 9	H: 1 LOB: 1 BB: 0 P: 13	1B: 3 2B: 1 3B: 1 HR: 1	SF: 0 SAC: 0 DP: 1 HBP: 0	WP: 1 PA: 36 FB: 0 SB: 1 CS: 0
PITCHER	IP WLS BF H R ER SO BB IBB HBP BLK WP HR S P ERA WHIP											PITCHER	IP WLS BF H R ER SO BB IBB HBP BLK WP HR S P ERA WHIP						
Doug Drabek, R (1, 1) ERA: 7.52	5.0 L 24 4 4 4 4 3 0 0 0 0 1 0 15 35 0.00 1.000																		
Alan Mills, R (6, 1) ERA	2.0 7 0 0 0 0 2 0 0 0 0 1 0 15 35 0.00 1.000																		
Jesse Orosco, L (8, 1) ERA: 3.0	0.1 2 1 0 0 0 0 0 0 0 0 0 0 4 6 0.00 3.000																		
Armando Benitez, R (8, 1) ERA: 4.91	0.2 2 0 0 0 0 1 0 0 0 0 0 0 5 7 0.00 0.000																		



Batter	1	2	3	4	5	6	7	8	9	AB	R	H	RBI	BB	SO	LOB	TOP										
Roberto Alomar, S (1, 4) OBP: 0.359, SLG: 0.386	G4-3	F9		G3		K			2B	5	1	1	0	0	1	4											
B.J. Surhoff, L (1, 7) OBP: 0.382, SLG: 0.477	K		K	G4-3		G6-4-3			2B	4	1	0	0	1	2	4											
Harold Baines, L (1, 10) OBP: 0.341, SLG: 0.487	G3		F8		G6-3		K		2B	5	1	1	2	0	1	0											
Eric Davis, R (1, 8) OBP: 0.404, SLG: 0.465		1B			P4		K		2B	4	2	2	0	1	1	0											
Rafael Palmeiro, L (1, 3) OBP: 0.366, SLG: 0.357	K			FC4-6		G4-3			BB	4	0	2	2	1	1	1											
Cal Ripken Jr., R (1, 5) OBP: 0.338, SLG: 0.366		1B	FC4-6		F8				P3	5	1	2	1	0	0	4											
Joe Carter, R (1, 9) OBP: 0.350, SLG: 0.400		1B				F7			P4	5	1	2	0	0	0	2											
23 Chris Hoiles, R (1, 2) OBP: 0.366, SLG: 0.559										4	1	2	3	0	1	2											
Lenny Webster, R (9, 2) OBP: 0.394, SLG: 0.688		2B		P2						0	0	0	0	0	0	0											
Mike Bordick, R (1, 6) OBP: 0.224, SLG: 0.261		G6-3							K	4	0	2	0	0	1	1											
Inning Stats	R: 0 E: 0 K: 1 S: 5	H: 0 LOB: 0 BB: 0 P: 5	R: 3 E: 0 K: 1 S: 9	H: 4 LOB: 1 BB: 0 P: 9	R: 0 E: 0 K: 1 S: 6	H: 1 LOB: 2 BB: 1 P: 10	R: 0 E: 0 K: 0 S: 5	H: 2 LOB: 2 BB: 0 P: 5	R: 0 E: 0 K: 0 S: 4	H: 1 LOB: 1 BB: 0 P: 4	R: 1 E: 0 K: 1 S: 7	H: 2 LOB: 1 BB: 0 P: 7	R: 0 E: 0 K: 2 S: 7	H: 0 LOB: 0 BB: 0 P: 7	R: 0 E: 0 K: 1 S: 5	H: 1 LOB: 0 BB: 0 P: 5	R: 4 E: 0 K: 1 S: 8	H: 3 LOB: 1 BB: 2 P: 16	1B: 6 2B: 7 3B: 0 HR: 1	SF: 0 SAC: 0 DP: 1 HBP: 0	WP: 0 PB: 2 SB: 1 CS: 1	PA: 43					
PITCHER	IP	WLS	BF	H	R	ER	SO	BB	IBB	HBP	BLK	WP	HR	S	P	ERA	WHIP										
Jack McDowell, R (1, 1) ERA: 4.18	7.0	L	32	10	4	4	6	1	0	0	0	0	1	43	47	5.14	1.571										
Mike James, R (8, 1) ERA: 1.93	1.1		5	2	1	1	2	0	0	0	0	0	0	9	9	6.75	1.500										
Mike Holtz, L (9, 1) ERA: 4.7	0.0		2	1	1	1	0	1	0	0	0	0	0	1	5	∞	∞										
Omar Olivares, R (9, 1) ERA: 4.5	0.2		4	1	2	2	0	1	0	0	0	0	0	3	7	27.00	3.000										

Baltimore Orioles @ Anaheim Angels
Edison International Field, Anaheim, CA
Tue Apr 21 1998, 10:05 PM EDT
Att: 20,968 - Unknown - 75 F

AB 40
R 8
H 14
RBI 8
BB 3
SO 8
LOB 18



Batter	1	2	3	4	5	6	7	8	9	AB	R	H	RBI	BB	SO	LOB	BOTTOM										
Darin Erstad, L (1, 3) OBP: 0.378, SLG: 0.605	1B		S		1B		G5-3		G3-1	4	0	2	0	1	0	0											
Dave Hollins, S (1, 5) OBP: 0.319, SLG: 0.344	K				K				K	4	0	1	0	1	3	4											
Tim Salmon, R (1, 9) OBP: 0.421, SLG: 0.583										4	0	2	2	0	1	3											
Cecil Fielder, R (1, 10) OBP: 0.311, SLG: 0.274	G6-4-3									4	1	1	1	0	1	5											
16 Garret Anderson, L (1, 7) OBP: 0.292, SLG: 0.338		K		G3	G4-3				G1-3	4	0	1	0	0	1	2											
Phil Nevin, R (1, 2) OBP: 0.371, SLG: 0.613					F9				G1-3	4	0	1	0	0	0	1											
Norberto Martin, R (1, 4) OBP: 0.245, SLG: 0.286		G6-3								4	0	2	0	0	1	2											
Damon Mashore, R (1, 8) OBP: 0.250, SLG: 0.273					G6-3	CS			G1-3	4	1	1	0	0	1	2											
Gary Disarcina, R (1, 6) OBP: 0.292, SLG: 0.422					P3				G6-3	3	1	0	0	0	0	1											
Inning Stats	R: 0 E: 0 K: 1 S: 6	H: 2 LOB: 1 BB: 0 P: 6	R: 0 E: 0 K: 1 S: 5	H: 1 LOB: 0 BB: 0 P: 5	R: 0 E: 0 K: 0 S: 3	H: 0 LOB: 2 BB: 2 P: 11	R: 1 E: 0 K: 0 S: 4	H: 2 LOB: 0 BB: 0 P: 4	R: 2 E: 0 K: 2 S: 10	H: 3 LOB: 2 BB: 0 P: 11	R: 0 E: 0 K: 1 S: 6	H: 1 LOB: 1 BB: 0 P: 6	R: 0 E: 0 K: 1 S: 6	H: 1 LOB: 1 BB: 0 P: 6	R: 0 E: 0 K: 1 S: 6	H: 1 LOB: 0 BB: 0 P: 6	R: 0 E: 0 K: 1 S: 5	H: 0 LOB: 0 BB: 0 P: 5	1B: 10 2B: 0 3B: 0 HR: 1	SF: 0 SAC: 0 DP: 2 HBP: 1	WP: 0 PB: 0 SB: 2 CS: 1	PA: 39					
PITCHER	IP	WLS	BF	H	R	ER	SO	BB	IBB	HBP	BLK	WP	HR	S	P	ERA	WHIP										
Doug Johns, L (1, 1) ERA: 6.75	4.0		19	7	3	3	2	2	0	0	0	0	0	7	7	0.00	1.500										
Sidney Ponson, R (5, 1) ERA: 3.66	0.2		3	1	0	0	2	0	0	0	0	0	0	7	7	0.00	1.500										
Arthur Rhodes, L (5, 1) ERA: 4.63	1.2	W	7	2	0	0	1	0	0	0	1	0	0	9	9	0.00	1.200										
Alan Mills, R (7, 1) ERA:	0.2		2	0	0	0	1	0	0	0	0	0	0	4	4	0.00	0.000										
Norm Charlton, L (8, 1) ERA: 2.35	1.0		4	1	0	0	1	0	0	0	0	0	0	6	6	0.00	1.000										
PITCHER	IP	WLS	BF	H	R	ER	SO	BB	IBB	HBP	BLK	WP	HR	S	P	ERA	WHIP										
Armando Benitez, R (9, 1) ERA: 4.32	1.0		3	0	0	0	1	0	0	0	0	0	0	5	5	0.00	0.000										

Baltimore Orioles @ Anaheim Angels
Edison International Field, Anaheim, CA
Tue Apr 21 1998, 10:05 PM EDT
Att: 20,968 - Unknown - 75 F

AB 35
R 3
H 11
RBI 3
BB 2
SO 8
LOB 20



Batter	1	2	3	4	5	6	7	8	9	AB	R	H	RBI	BB	SO	LOB	TOP				
Roberto Alomar, S OBP: 0.349, SLG: 0.373 (1, 4)	G4-3	G4-3		G1-3		F7				5	0	1	0	0	0	0	Baltimore Orioles @ Anaheim Angels Edison International Field, Anaheim, CA Wed Apr 22 1998, 10:05 PM EDT Att: 22,739 - Overcast - 62 F				
Eric Davis, R OBP: 0.392, SLG: 0.435 (1, 8)	K			K		G5-3				3	0	0	0	1	2	0					
B.J. Surhoff, L OBP: 0.377, SLG: 0.470 (8, 7)		BB						G4-6-3		1	0	0	0	0	0	2					
Joe Carter, R OBP: 0.354, SLG: 0.390 (1, 9)	1B			K						4	2	1	0	1	2	1					
Rafael Palmeiro, L OBP: 0.402, SLG: 0.375 (1, 3)	2B			FC5-4		1B				2	1	2	0	3	0	0					
Cal Ripken Jr., R OBP: 0.353, SLG: 0.408 (1, 5)	1B			FC5-4		1B				5	1	3	2	0	0	3					
Harold Baines, L OBP: 0.348, SLG: 0.477 (1, 10)	2B			F7		K				5	0	2	1	0	1	5					
Lenny Webster, R OBP: 0.342, SLG: 0.649 (1, 2)	P2			2B		F9				5	1	1	1	0	0	9					
Jeffrey Hammonds, R OBP: 0.347, SLG: 0.390 (1, 7)		F8				K				5	0	1	1	0	2	4					
Mike Bordick, R OBP: 0.245, SLG: 0.327 (1, 6)				G1-3		F8				3	1	1	1	1	0	1					
Inning Stats	R: 2 E: 0 K: 1 S: 12	H: 4 LOB: 2 BB: 0 P: 23	R: 1 E: 0 K: 1 S: 11	H: 1 LOB: 1 BB: 1 P: 19	R: 2 E: 0 K: 0 S: 9	H: 2 LOB: 1 BB: 1 P: 18	R: 0 E: 0 K: 2 S: 12	H: 0 LOB: 0 BB: 0 P: 17	R: 0 E: 0 K: 0 S: 5	H: 0 LOB: 2 BB: 0 P: 8	R: 0 E: 1 K: 0 S: 4	H: 1 LOB: 2 BB: 1 P: 11	R: 0 E: 0 K: 0 S: 9	H: 1 LOB: 2 BB: 2 P: 19	R: 1 E: 0 K: 1 S: 10	H: 1 LOB: 2 BB: 2 P: 25	1B: 7 2B: 4 3B: 0 HR: 1	SF: 0 SAC: 0 DP: 2 HBP: 0	WP: 0 PB: 0 SB: 1 CS: 0	PA: 44	
PITCHER	IP	WLS	BF	H	R	ER	SO	BB	IBB	HBP	BLK	WP	HR	S	P	ERA	WHIP				
Chuck Finley, L ERA: 1.63 (1, 1)	6.1		32	10	5	5	6	3	0	0	0	0	1	63	110	7.11	2.053				
Rich Robertson, L ERA: 4.91 (7, 1)	0.0		1	0	0	0	0	0	0	0	0	0	0	1	2	∞	∞				
Rich DeLucia, R ERA: 2.89 (7, 1)	1.0		4	1	0	0	0	1	0	0	0	0	0	9	17	0.00	2.000				
Mike Holtz, L ERA: 4.32 (8, 1)	0.2	W	1	0	0	0	0	0	0	0	0	0	0	1	4	0.00	0.000				
Troy Percival, R ERA: 4.5 (9, 1)	1.0	S	6	1	1	1	1	2	0	0	0	0	0	10	25	9.00	3.000				

Batter	1	2	3	4	5	6	7	8	9	AB	R	H	RBI	BB	SO	LOB	BOTTOM				
Darin Erstad, L OBP: 0.379, SLG: 0.630 (1, 3)	G3-1		K	G4-3						5	1	2	3	0	1	3	Baltimore Orioles @ Anaheim Angels Edison International Field, Anaheim, CA Wed Apr 22 1998, 10:05 PM EDT Att: 22,739 - Overcast - 62 F				
Dave Hollins, S OBP: 0.297, SLG: 0.318 (1, 5)	G4-3		G5-3		K					5	0	0	0	0	2	2					
Tim Salmon, R OBP: 0.429, SLG: 0.639 (1, 9)										1	1	1	1	0	0	0					
Damon Mashore, R OBP: 0.313, SLG: 0.400 (3, 9)	HR			1B						4	1	2	0	0	0	2					
Jim Edmonds, L OBP: 0.359, SLG: 0.421 (1, 8)	1B			1B						4	1	1	0	1	1	2					
Cecil Fielder, R OBP: 0.321, SLG: 0.277 (1, 10)	K			1B						3	0	1	1	1	2	1					
16 Garrett Anderson, L OBP: 0.289, SLG: 0.333 (1, 7)		G4-3		1B						4	0	1	1	0	1	2					
Matt Walbeck, S OBP: 0.356, SLG: 0.400 (1, 2)	G4-3			1B						4	2	3	0	0	0	0					
Norberto Martin, R OBP: 0.231, SLG: 0.269 (1, 4)		G5-3		K						3	0	0	0	0	1	4					
Gary Disarcina, R OBP: 0.288, SLG: 0.449 (1, 6)				K						4	1	1	1	0	1	4					
Inning Stats	R: 1 E: 0 K: 1 S: 14	H: 2 LOB: 1 BB: 0 P: 23	R: 0 E: 0 K: 0 S: 5	H: 0 LOB: 0 BB: 0 P: 7	R: 0 E: 0 K: 2 S: 7	H: 0 LOB: 0 BB: 0 P: 9	R: 2 E: 0 K: 1 S: 15	H: 4 LOB: 3 BB: 1 P: 22	R: 0 E: 1 K: 1 S: 13	H: 0 LOB: 2 BB: 0 P: 17	R: 0 E: 0 K: 2 S: 9	H: 0 LOB: 0 BB: 0 P: 16	R: 3 E: 0 K: 0 S: 13	H: 4 LOB: 1 BB: 0 P: 21	R: 0 E: 0 K: 0 S: 13	H: 4 LOB: 1 BB: 0 P: 21	1B: 8 2B: 1 3B: 1 HR: 2	SF: 0 SAC: 1 DP: 0 HBP: 0	WP: 0 PB: 0 SB: 1 CS: 0	PA: 40	
PITCHER	IP	WLS	BF	H	R	ER	SO	BB	IBB	HBP	BLK	WP	HR	S	P	ERA	WHIP				
Scott Erickson, R ERA: 5.34 (1, 1)	6.0		30	8	4	3	7	2	0	0	0	0	0	9	162	4.50	1.667				
Arthur Rhodes, L ERA: 4.29 (7, 1)	1.0		3	0	0	0	2	0	0	0	0	0	0	9	16	0.00	0.000				
Terry Mathews, R ERA: 7.36 (8, 1)	0.1	L	3	2	2	2	0	0	0	0	0	0	0	4	4	54.00	6.000				
Jesse Orosco, L ERA: 4.91 (8, 1)	0.2		4	2	1	1	0	0	0	0	0	0	1	9	17	13.50	3.000				



Batter	1	2	3	4	5	6	7	8	9	AB R H RBI BB SO LOB	TOP												
Darin Erstad, L (1, 3) OBP: 0.398, SLG: 0.635	0-1 2B	1-1 HBP	1-3 K		2-1 G3		2-2 L7		4-2 BB	4 1 2 2 1 1 4	Anaheim Angels @ Tampa Bay Devil Rays Tropicana Field, St. Petersburg, FL Fri Apr 24 1998, 7:05 PM EDT Att: 27,767 - Dome - 72 F livebaseballscorecards.com												
Jim Edmonds, L (1, 8) OBP: 0.397, SLG: 0.419	1-1 G6-3 16 WP 1B	4-2 G6-4-3 BB	1-1 G3		3-2 G3		1-0 G4-3		1-3 K	5 1 1 2 1 1 5													
Dave Hollins, S (1, 5) OBP: 0.291, SLG: 0.300	0-3 K	0-3 K			0-1 G4-3		1-0 L4			4 0 0 0 0 2 5													
Cecil Fielder, R (1, 10) OBP: 0.313, SLG: 0.261	4-0 16 WP 1B BB	1-2 G6-4-3	0-0 FC5		2-2 G5-6-3		2-0 F4			4 1 0 0 1 0 7													
Phil Nevin, R (1, 2) OBP: 0.303, SLG: 0.583	0-0 G6-3		1-0 16 2B 1B		2-2 F8		3-1 F9		2-2 F8	5 1 1 0 0 0 2													
16 Garret Anderson, L (1, 7) OBP: 0.309, SLG: 0.355	4-1 1B BB		1-1 1B 2B		0-3 K		1-1 L8		1-2 HR 1B	4 2 2 0 1 1 0													
Damon Mashore, R (1, 9) OBP: 0.381, SLG: 0.579	0-2 1-2 3-H 1B		3-2 1B 1B G3 HBP		2-0 G1-4-3		1-0 G4-3		2-2 1-H HR	4 2 2 3 0 0 0													
Norberto Martin, R (1, 4) OBP: 0.263, SLG: 0.298	3-2 L9		0-2 G3 1B 2-3 3-H 1B		1-2 1B 2B 1B		0-0 G1-3 1B		1-0 F7	5 1 3 1 0 0 2													
Gary Disarcina, R (1, 6) OBP: 0.316, SLG: 0.453		1-0 BB HBP HBP	0-0 FC5 G3 1B 1-2 2-3 3-H 1B		2-0 1-2 2B 1B		2-1 G1-3		0-0 L3	4 1 2 1 0 0 1													
Inning Stats	R: 3 E: 0 K: 1 S: 18	H: 3 LOB: 2 BB: 2 P: 30	R: 0 E: 0 K: 1 S: 10	H: 0 LOB: 2 BB: 1 P: 17	R: 3 E: 0 K: 1 S: 17	H: 4 LOB: 3 BB: 0 P: 25	R: 0 E: 0 K: 1 S: 7	H: 0 LOB: 0 BB: 0 P: 11	R: 2 E: 0 K: 0 S: 14	H: 3 LOB: 1 BB: 0 P: 24		R: 0 E: 0 K: 0 S: 5	H: 0 LOB: 0 BB: 0 P: 10	R: 0 E: 0 K: 0 S: 7	H: 1 LOB: 1 BB: 0 P: 12	R: 0 E: 0 K: 0 S: 5	H: 0 LOB: 0 BB: 0 P: 10	R: 2 E: 0 K: 1 S: 13	H: 2 LOB: 1 BB: 1 P: 22	1B: 8 2B: 4 3B: 0 HR: 1	SF: 0 SAC: 0 DP: 1 HBP: 4	WP: 1 PB: 0 CS: 0	PA: 47
PITCHER	IP WLS BF H R ER SO BB IBB HBP BLK WP HR S P ERA WHIP											PITCHER	IP WLS BF H R ER SO BB IBB HBP BLK WP HR S P ERA WHIP										
Wilson Alvarez, L (1, 1) ERA: 3.96	1.0 L	11 3	3 3	3 3	1 1	3 3	0 0	2 2	0 0	1 1	0 0	21 39	27.00 6.000										
Dan Carlson, R (2, 1) ERA: 8.1	3.0	16 6	5 5	5 3	0 0	0 0	2 2	0 0	0 0	0 0	0 0	35 51	15.00 2.000										
Albie Lopez, R (5, 1) ERA: 2.57	3.0	11 2	0 0	0 0	3 3	0 0	0 0	0 0	0 0	0 0	22 39	0.00 0.667											
Eddie Gaillard, R (8, 1) ERA: 5.4	1.0	3 2	0 2	0 2	0 1	0 1	0 0	0 0	0 0	0 0	5 13	0.00 3.000											
52 Ramon Tatis, L (9, 1) ERA: 27.0	1.0	6 2	2 2	2 2	1 1	1 0	0 0	0 0	0 0	1 1	13 22	18.00 3.000											

Batter	1	2	3	4	5	6	7	8	9	AB R H RBI BB SO LOB	BOTTOM												
Quinton McCracken, S (1, 8) OBP: 0.358, SLG: 0.447	1-3 K		1-2 FC5-4 PO 1B 1-2		2-1 G4-3			1-1 G1-6-3		4 0 0 0 0 1 2	Anaheim Angels @ Tampa Bay Devil Rays Tropicana Field, St. Petersburg, FL Fri Apr 24 1998, 7:05 PM EDT Att: 27,767 - Dome - 72 F livebaseballscorecards.com												
Miguel Cairo, R (1, 4) OBP: 0.338, SLG: 0.403	0-0 HR 1B		0-0 1-2 1B		2-1 F9		0-2 G1-3			4 1 2 0 0 0 1													
Jerome Walton, R (1, 9) OBP: 0.360, SLG: 0.480	1-3 K		2-0 F9		0-1 G4-6-3 1B		0-0 2B G4-3 1B		0-0 K	4 1 2 0 0 1 3													
Fred McGriff, L (1, 3) OBP: 0.404, SLG: 0.565	0-0 1-H HR		0-0 PO		1-1 F9 2B		1-0 G4-6-3		1-3 K	4 1 2 2 0 1 2													
Bobby Smith, R (1, 5) OBP: 0.448, SLG: 0.642	0-0 F9		2-1 F9		2-1 F9		1-1 G5-3		1-0 G4-3 2B	4 0 1 0 0 0 1													
Paul Sorrento, L (1, 10) OBP: 0.342, SLG: 0.415		2-3 K		4-2 G4-6-3 BB		0-0 G4-3		0-0 G4-3		3 0 0 1 1 1 1													
Mike Kelly, R (1, 7) OBP: 0.214, SLG: 0.643		1-1 F7		0-0 G4-6-3		0-0 G5-3		0-0 G5-3		4 0 0 0 0 0 3													
John Flaherty, R (1, 2) OBP: 0.269, SLG: 0.277		1-1 G3			0-0 F7		0-1 L9			3 0 0 0 0 0 0													
Kevin Stocker, S (1, 6) OBP: 0.369, SLG: 0.414			1-2 FC5-4 HBP		2-3 K		2-2 G1-6-3 1B			2 0 1 0 0 1 0													
Inning Stats	R: 2 E: 0 K: 2 S: 10	H: 2 LOB: 0 BB: 0 P: 12	R: 0 E: 0 K: 1 S: 7	H: 0 LOB: 0 BB: 0 P: 11	R: 0 E: 0 K: 0 S: 8	H: 1 LOB: 1 BB: 0 P: 12	R: 0 E: 0 K: 0 S: 7	H: 1 LOB: 1 BB: 1 P: 14	R: 0 E: 0 K: 1 S: 6	H: 0 LOB: 0 BB: 0 P: 10		R: 0 E: 0 K: 0 S: 5	H: 1 LOB: 0 BB: 0 P: 8	R: 0 E: 0 K: 0 S: 4	H: 0 LOB: 0 BB: 0 P: 5	R: 0 E: 0 K: 0 S: 10	H: 1 LOB: 1 BB: 0 P: 13	R: 1 E: 0 K: 1 S: 9	H: 2 LOB: 1 BB: 0 P: 14	1B: 5 2B: 2 3B: 0 HR: 1	SF: 0 SAC: 0 DP: 2 HBP: 1	WP: 0 PB: 0 CS: 0	PA: 35
PITCHER	IP WLS BF H R ER SO BB IBB HBP BLK WP HR S P ERA WHIP											PITCHER	IP WLS BF H R ER SO BB IBB HBP BLK WP HR S P ERA WHIP										
Allen Watson, L (1, 1) ERA: 7.77	9.0 W	34 3	8 3	3 3	5 5	1 0	0 1	66 99	3.00 1.000														

Batter	1	2	3	4	5	6	7	8	9	AB R H RBI BB SO LOB	TOP											
Darin Erstad, L (1, 3) OBP: 0.388, SLG: 0.633										5 1 1 1 0 2 1	Anaheim Angels @ Tampa Bay Devil Rays Tropicana Field, St. Petersburg, FL Sat Apr 25 1998, 7:05 PM EDT Att: 33,395 - Dome - 72 F											
Dave Hollins, S (1, 5) OBP: 0.301, SLG: 0.342										3 2 1 1 1 0 1												
Jim Edmonds, L (1, 8) OBP: 0.392, SLG: 0.477										3 1 3 0 1 0 0												
Cecil Fielder, R (1, 10) OBP: 0.322, SLG: 0.288										4 1 2 3 0 1 2												
16 Garret Anderson, L (1, 7) OBP: 0.318, SLG: 0.400										4 1 2 2 0 0 1												
Frank Bolick, S (1, 9) OBP: 0.391, SLG: 0.474										3 0 1 0 1 0 0												
Damon Mashore, R (9, 9) OBP: 0.381, SLG: 0.579										0 0 0 0 0 0 0												
Matt Walbeck, S (1, 2) OBP: 0.327, SLG: 0.364										4 0 0 0 0 0 3												
Norberto Martin, R (1, 4) OBP: 0.246, SLG: 0.279										4 0 0 0 0 0 2												
Gary Disarcina, R (1, 6) OBP: 0.328, SLG: 0.446										3 1 1 0 1 0 0												
Inning Stats	R: 0 E: 0 K: 1 S: 6	H: 1 LOB: 1 BB: 0 P: 13	R: 0 E: 0 K: 0 S: 4	H: 0 LOB: 0 BB: 0 P: 6	R: 0 E: 0 K: 0 S: 7	H: 0 LOB: 0 BB: 0 P: 8	R: 1 E: 0 K: 0 S: 5	H: 2 LOB: 0 BB: 1 P: 12	R: 0 E: 0 K: 0 S: 9	H: 0 LOB: 0 BB: 0 P: 12	R: 1 E: 0 K: 2 S: 12	H: 2 LOB: 1 BB: 0 P: 18	R: 0 E: 0 K: 0 S: 7	H: 2 LOB: 1 BB: 0 P: 9	R: 5 E: 0 K: 0 S: 18	H: 4 LOB: 0 BB: 2 P: 32	R: 0 E: 0 K: 0 S: 8	H: 0 LOB: 0 BB: 1 P: 15	1B: 5 2B: 5 3B: 1 HR: 2	SF: 0 SAC: 0 DP: 4 HBP: 0	WP: 0 PB: 0 SB: 1 CS: 1	PA: 37
PITCHER	IP WLS BF H R ER SO BB IBB HBP BLK WP HR S P ERA WHIP											IP WLS BF H R ER SO BB IBB HBP BLK WP HR S P ERA WHIP										
Rolando Arrojo, R (1, 1) ERA: 5.4	7.0 L 28 9 4 4 3 1 0 0 0 0 1 56 85 5.14 1.429																					
Jim Mecir, R (8, 1) ERA: 2.38	1.0 6 2 3 3 0 1 1 0 0 0 1 12 25 27.00 3.000																					
Eddie Gaillard, R (9, 1) ERA: 4.91	0.1 2 0 0 0 0 1 0 0 0 0 0 5 9 0.00 3.000																					
52 Ramon Tatis, L (9, 1) ERA: 22.85	0.2 1 0 0 0 0 0 0 0 0 0 0 3 6 0.00 0.000																					

Batter	1	2	3	4	5	6	7	8	9	AB R H RBI BB SO LOB	BOTTOM											
Quinton McCracken, S (1, 8) OBP: 0.364, SLG: 0.449										4 0 2 0 0 1 1	Anaheim Angels @ Tampa Bay Devil Rays Tropicana Field, St. Petersburg, FL Sat Apr 25 1998, 7:05 PM EDT Att: 33,395 - Dome - 72 F											
Dave Martinez, L (1, 9) OBP: 0.382, SLG: 0.379										4 0 1 0 0 0 1												
Rich Butler, L (1, 7) OBP: 0.344, SLG: 0.429										4 0 1 0 0 1 2												
Fred McGriff, L (1, 3) OBP: 0.398, SLG: 0.551										4 0 1 0 0 0 0												
Paul Sorrento, L (1, 10) OBP: 0.325, SLG: 0.391										4 0 0 0 0 2 2												
Bobby Smith, R (1, 5) OBP: 0.419, SLG: 0.596										4 0 0 0 0 1 2												
Kevin Stocker, S (1, 6) OBP: 0.382, SLG: 0.433										2 1 1 0 1 0 0												
Mike DiFelice, R (1, 2) OBP: 0.393, SLG: 0.692										2 0 0 0 0 0 1												
Aaron Ledesma, R (1, 4) OBP: 0.357, SLG: 0.440										3 0 1 1 0 0 1												
Inning Stats	R: 0 E: 0 K: 1 S: 8	H: 1 LOB: 0 BB: 0 P: 11	R: 0 E: 0 K: 0 S: 6	H: 0 LOB: 0 BB: 0 P: 13	R: 1 E: 0 K: 0 S: 10	H: 3 LOB: 2 BB: 0 P: 13	R: 0 E: 0 K: 0 S: 4	H: 0 LOB: 0 BB: 0 P: 5	R: 0 E: 0 K: 0 S: 6	H: 0 LOB: 0 BB: 1 P: 11		R: 0 E: 0 K: 1 S: 7	H: 0 LOB: 0 BB: 0 P: 10	R: 0 E: 0 K: 1 S: 8	H: 0 LOB: 0 BB: 0 P: 17	R: 0 E: 0 K: 0 S: 9	H: 1 LOB: 1 BB: 0 P: 12	R: 0 E: 0 K: 2 S: 13	H: 2 LOB: 2 BB: 0 P: 23	1B: 6 2B: 1 3B: 0 HR: 0	SF: 0 SAC: 1 DP: 1 HBP: 0	WP: 0 PB: 0 SB: 0 CS: 1
PITCHER	IP WLS BF H R ER SO BB IBB HBP BLK WP HR S P ERA WHIP											IP WLS BF H R ER SO BB IBB HBP BLK WP HR S P ERA WHIP										
Ken Hill, R (1, 1) ERA: 2.51	7.2 W 27 9 4 1 3 1 0 0 0 0 0 54 87 1.17 0.783																					
Mike Holtz, L (8, 1) ERA: 3.89	1.0 5 2 0 0 1 0 0 0 0 0 0 14 23 0.00 2.000																					
Rich DeLucia, R (9, 1) ERA: 2.79	0.1 1 0 0 0 1 0 0 0 0 0 0 3 5 0.00 0.000																					

Batter	1	2	3	4	5	6	7	8	9	AB	R	H	RBI	BB	SO	LOB	TOP			
Darin Erstad, L OBP: 0.398, SLG: 0.638	1-1 1B E	4-2 BB			1-0 G1-3		1-0 2B		1-0 G6-3	4	0	2	0	1	0	0	Anaheim Angels @ Tampa Bay Devil Rays Tropicana Field, St. Petersburg, FL Sun Apr 26 1998, 7:05 PM EDT Att: 26,882 - Dome - 72 F			
Dave Hollins, S OBP: 0.291, SLG: 0.329	0-0 SH 1B	2-0 F9			0-1 G6-3		0-0 F7			3	0	0	0	0	0	3				
Jim Edmonds, L OBP: 0.397, SLG: 0.515	2-3 K		0-0 HR		1-1 F9		4-0 IBB			3	1	1	1	1	1	2				
Cecil Fielder, R OBP: 0.330, SLG: 0.312	1-0 1B		2-1 L4		1-0 1B 2B		1-3 K			4	1	2	0	0	1	2				
16 Garret Anderson, L OBP: 0.303, SLG: 0.381	0-2 P3		0-2 F5		0-0 F7			0-0 F8		4	0	0	0	0	0	4				
Phil Nevin, R OBP: 0.318, SLG: 0.525	3-3 K		1-0 G5-3		0-0 G5-3			3-2 F9		4	0	0	0	0	1	4				
Damon Mashore, R OBP: 0.400, SLG: 0.545		4-2 S BB		1-2 F8		1-0 2H 1B		2-2 F7		3	0	1	1	1	0	0				
Carlos Garcia, R OBP: 0.259, SLG: 0.208	1-0 F9		0-0 F9		2-2 L6			0-3 K		4	0	0	0	0	1	2				
Gary Disarcina, R OBP: 0.308, SLG: 0.417	0-3 K		2-1 F4				0-2 F8		0-0 G5-3	4	0	0	0	0	1	1				
Inning Stats	R: 0 E: 1 K: 2 S: 15	H: 2 LOB: 3 BB: 0 P: 22	R: 0 E: 0 K: 10 S: 10	H: 0 LOB: 2 BB: 20 P: 20	R: 1 E: 0 K: 0 S: 7	H: 1 LOB: 0 BB: 0 P: 10	R: 0 E: 0 K: 0 S: 6	H: 0 LOB: 0 BB: 0 P: 9	R: 0 E: 0 K: 0 S: 5	H: 0 LOB: 1 BB: 0 P: 11	R: 0 E: 0 K: 1 S: 9	H: 1 LOB: 2 BB: 1 P: 15	R: 0 E: 0 K: 0 S: 7	H: 0 LOB: 0 BB: 0 P: 12	R: 0 E: 0 K: 1 S: 5	H: 0 LOB: 0 BB: 6 P: 6	1B: 3 2B: 2 3B: 0 HR: 1	SF: 0 SAC: 1 DP: 0 HBP: 0	WP: 0 PB: 0 SB: 1 CS: 1	PA: 37
PITCHER	IP WLS BF H R ER SO BB IBB HBP BLK WP HR S P ERA WHIP																			
Dennis Springer, R ERA: 3.99	(1, 1)	7.0 L 31 6 2 2 4 2 1 0 0 0 1 59 94 2.57 1.143																		
Esteban Yan, R ERA:	(8, 1)	1.0 3 0 0 0 0 0 0 0 0 0 0 7 12 0.00 0.000																		
Roberto Hernandez, R ERA: 3.6	(9, 1)	1.0 3 0 0 0 1 0 0 0 0 0 0 5 6 0.00 0.000																		

Batter	1	2	3	4	5	6	7	8	9	AB	R	H	RBI	BB	SO	LOB	BOTTOM			
Quinton McCracken, S OBP: 0.356, SLG: 0.447	3-2 SH1-4 1B 2B	0-0 G4-3			1-3 K		1-3 K		3-3 K	5	1	1	0	0	3	0	Anaheim Angels @ Tampa Bay Devil Rays Tropicana Field, St. Petersburg, FL Sun Apr 26 1998, 7:05 PM EDT Att: 26,882 - Dome - 72 F			
Miguel Cairo, R OBP: 0.352, SLG: 0.406	2-1 SH1-4		0-0 CS 1B		4-2 E 1B BB		2-2 F9			2	0	1	0	1	0	0				
Dave Martinez, L OBP: 0.413, SLG: 0.406	4-1 WP 1B BB		3-1 G6-3 1B		1-2 E8 1B		0-1 1B			3	0	3	0	1	0	0				
Fred McGriff, L OBP: 0.402, SLG: 0.543	0-0 WP 1B		1-1 G6-3		4-0 BB		1-1 L7			3	0	1	1	1	0	2				
Paul Sorrento, L OBP: 0.313, SLG: 0.375	1-3 K		0-0 L8		1-2 L8			1-0 G5-3		3	0	0	0	0	1	4				
Jerome Walton, R OBP: 0.346, SLG: 0.462								0-3 K		1	0	0	0	0	0	0				
Bobby Smith, R OBP: 0.439, SLG: 0.586	4-0 FC6 BB		4-2 FC4-6 BB		1-0 G4-6-3 1B HBP			0-3 K		1	0	0	0	2	1	0				
Rich Butler, L OBP: 0.353, SLG: 0.424	0-2 FC6		4-1 FC4-6 BB		0-0 G4-6-3 1B			2-3 K		3	0	1	0	1	1	3				
Mike DiFelice, R OBP: 0.355, SLG: 0.621		2-2 F8		0-0 FC4-6 FC6-4		2-1 G4-6-3		1-1 F7		3	0	0	0	0	0	4				
Mike Kelly, R OBP: 0.200, SLG: 0.600			1-2 2-3							1	0	0	0	0	0	0				
Kevin Stocker, S OBP: 0.361, SLG: 0.406		3-1 P6		0-0 FC6-4		2-2 G4-3			3-2 F8	4	0	0	0	0	0	3				
Inning Stats	R: 1 E: 0 K: 1 S: 17	H: 2 LOB: 3 BB: 2 P: 31	R: 0 E: 0 K: 0 S: 6	H: 0 LOB: 0 BB: 0 P: 11	R: 0 E: 0 K: 0 S: 5	H: 2 LOB: 0 BB: 0 P: 9	R: 0 E: 0 K: 0 S: 6	H: 0 LOB: 2 BB: 2 P: 14	R: 0 E: 0 K: 1 S: 11	H: 1 LOB: 1 BB: 0 P: 11	R: 0 E: 0 K: 1 S: 11	H: 1 LOB: 1 BB: 0 P: 15	R: 0 E: 0 K: 2 S: 8	H: 0 LOB: 0 BB: 0 P: 11	R: 0 E: 0 K: 1 S: 8	H: 0 LOB: 0 BB: 0 P: 15	1B: 6 2B: 1 3B: 0 HR: 0	SF: 0 SAC: 1 DP: 2 HBP: 1	WP: 1 PB: 0 SB: 0 CS: 1	PA: 37
PITCHER	IP WLS BF H R ER SO BB IBB HBP BLK WP HR S P ERA WHIP																			
Jack McDowell, R ERA: 4.06	(1, 1)	3.0 W 13 4 1 1 1 1 2 0 0 0 0 28 51 3.00 2.000																		
Omar Olivares, R ERA: 3.09	(4, 1)	3.2 W 17 3 0 0 2 4 0 1 0 0 0 32 59 0.00 1.909																		
Rich Robertson, L ERA: 4.5	(7, 1)	0.1 1 0 0 0 0 0 0 0 0 0 0 2 3 0.00 0.000																		
Mike James, R ERA: 1.74	(8, 1)	1.0 3 0 0 0 2 0 0 0 0 0 0 8 11 0.00 0.000																		
Troy Paroval, R ERA: 4.0	(9, 1)	1.0 S 3 0 0 0 1 0 0 0 0 0 0 8 15 0.00 0.000																		

AB	33
R	2
H	6
RBI	2
BB	3
SO	5
LOB	18



AB	29
R	1
H	7
RBI	1
BB	6
SO	6
LOB	16



Batter	1	2	3	4	5	6	7	8	9	AB	R	H	RBI	BB	SO	LOB	TOP					
Darin Erstad, L (1, 3) OBP: 0.398, SLG: 0.622	3-1 G1-3	0-1 P5		1-1 1B			2-2 G4-3		4-0 IBB	4	0	1	0	1	0	1	Anaheim Angels @ Baltimore Orioles Oriole Park at Camden Yards, Baltimore, MD Mon Apr 27 1998, 7:05 PM EDT Att: 42,961 - Unknown - 63 F livebaseballscorecards.com					
Dave Hollins, S (1, 5) OBP: 0.308, SLG: 0.350	1-1 G4-3 1B		0-0 G1-3	0-0 1B			4-1 G6-3 BB		1-3 K	4	1	2	1	1	1	2						
Jim Edmonds, L (1, 8) OBP: 0.390, SLG: 0.514	0-0 G4-3		3-1 2B	1-2 G1-3			0-0 G6-3			4	1	1	0	0	0	4						
Cecil Fielder, R (1, 10) OBP: 0.337, SLG: 0.333	1-1 16 2B		1-0 16 G4-3						2-3 K	4	0	2	2	0	2	0						
16 Garret Anderson, L (1, 7) OBP: 0.301, SLG: 0.386	0-2 1B		1-1 G4-3						3-2 L4	4	0	1	0	0	1	1						
Damon Mashore, R (1, 9) OBP: 0.345, SLG: 0.462	1-3 K		2-2 G6-3						0-1 G3	4	0	0	0	0	1	3						
Matt Walbeck, S (1, 2) OBP: 0.358, SLG: 0.383		2-2 G1-3 G5-3 1B		0-0 FC6-4 1B			2-1 G6-3		4-1 SH3-4 BB	3	0	2	0	1	0	0						
Norberto Martin, R (1, 4) OBP: 0.234, SLG: 0.266		0-0 G5-3		0-1 FC6-4 1B S			1-0 G4-3		1-1 SH3-4	3	1	0	0	0	0	2						
Gary Disarcina, R (1, 6) OBP: 0.290, SLG: 0.391	1-0 G1-3		3-2 F8				1-1 F8		0-3 K	4	0	0	0	0	1	3						
Inning Stats	R: 1 E: 0 K: 1 S: 15	H: 3 LOB: 2 BB: 0 P: 21	R: 0 E: 0 K: 0 S: 7	H: 1 LOB: 1 BB: 0 P: 10	R: 1 E: 0 K: 0 S: 9	H: 2 LOB: 1 BB: 0 P: 16	R: 1 E: 0 K: 0 S: 13	H: 3 LOB: 2 BB: 0 P: 17	R: 0 E: 0 K: 2 S: 8	H: 0 LOB: 0 BB: 0 P: 11	R: 0 E: 0 K: 0 S: 5	H: 0 LOB: 0 BB: 0 P: 9	R: 0 E: 0 K: 1 S: 6	H: 0 LOB: 0 BB: 1 P: 12	R: 0 E: 0 K: 1 S: 8	H: 0 LOB: 0 BB: 0 P: 13	R: 0 E: 0 K: 2 S: 11	H: 0 LOB: 2 BB: 2 P: 21	1B: 5 2B: 4 3B: 0 HR: 0	SF: 0 SAC: 1 DP: 1 HBP: 0	WP: 0 PB: 0 SB: 1 CS: 0	PA: 38
PITCHER Scott Erickson, R (1, 1) ERA: 4.81	IP: 9.0 WLS: L BF: 38	H: 9 R: 3 ER: 3 SO: 6	BB: 2 IBB: 1 HBP: 0 BLK: 0	WP: 0 HR: 0 S: 82 P: 130	ERA: 3.00 WHIP: 1.222	PITCHER	IP: 9.0 WLS: L BF: 38	H: 9 R: 3 ER: 3 SO: 6	BB: 2 IBB: 1 HBP: 0 BLK: 0	WP: 0 HR: 0 S: 82 P: 130	ERA: 3.00 WHIP: 1.222	PITCHER	IP: 9.0 WLS: L BF: 38	H: 9 R: 3 ER: 3 SO: 6	BB: 2 IBB: 1 HBP: 0 BLK: 0	WP: 0 HR: 0 S: 82 P: 130	ERA: 3.00 WHIP: 1.222					

Batter	1	2	3	4	5	6	7	8	9	AB	R	H	RBI	BB	SO	LOB	BOTTOM					
Roberto Alomar, S (1, 4) OBP: 0.356, SLG: 0.396	1-0 G6-3	0-1 CS	2-1 HR						2-0 G1-3	4	1	2	1	1	0	1	Anaheim Angels @ Baltimore Orioles Oriole Park at Camden Yards, Baltimore, MD Mon Apr 27 1998, 7:05 PM EDT Att: 42,961 - Unknown - 63 F livebaseballscorecards.com					
Eric Davis, R (1, 8) OBP: 0.354, SLG: 0.390	4-0 BB S BB		2-0 F8				0-1 F9			3	0	0	0	1	1	3						
Joe Carter, R (1, 9) OBP: 0.354, SLG: 0.400	1-1 F8		0-1 G6-3				0-0 F7			4	0	0	0	0	1	4						
Rafael Palmeiro, L (1, 3) OBP: 0.423, SLG: 0.429	4-2 BB BB		4-1 BB				0-0 G4-3		1-0 G4-3	2	0	0	0	2	0	0						
Cal Ripken Jr., R (1, 5) OBP: 0.353, SLG: 0.391	4-0 BB		2-3 K				0-0 G4-3 1B		1-1 G1-6-3 1B	3	0	2	0	1	1	1						
Harold Baines, L (1, 10) OBP: 0.339, SLG: 0.463	1-3 K						0-0 G4-3		0-1 G1-6-3	4	0	0	0	0	1	5						
Lenny Webster, R (1, 2) OBP: 0.311, SLG: 0.591		0-0 F8					2-3 K			3	0	0	0	0	2	1						
Ozzie Guillen, L (9, PH) OBP: 0.125, SLG: 0.067									0-2 G4-3	1	0	0	0	0	0	0						
Jeffrey Hammonds, R (1, 7) OBP: 0.323, SLG: 0.327		4-2 CS BB					2-3 K		1-0 F8	3	0	0	0	1	2	0						
Mike Bordick, R (1, 6) OBP: 0.254, SLG: 0.310		0-1 F7					1-3 K		4-0 BB	3	0	0	0	0	1	1						
B.J. Surhoff, L (9, PH) OBP: 0.367, SLG: 0.461										0	0	0	0	1	0	0						
Inning Stats	R: 0 E: 0 K: 1 S: 8	H: 0 LOB: 3 BB: 3 P: 23	R: 0 E: 0 K: 0 S: 6	H: 0 LOB: 1 BB: 1 P: 10	R: 1 E: 0 K: 1 S: 9	H: 1 LOB: 1 BB: 1 P: 19	R: 0 E: 0 K: 2 S: 7	H: 0 LOB: 0 BB: 0 P: 11	R: 0 E: 0 K: 2 S: 8	H: 0 LOB: 1 BB: 1 P: 14	R: 0 E: 0 K: 1 S: 6	H: 1 LOB: 1 BB: 0 P: 8	R: 0 E: 0 K: 2 S: 15	H: 1 LOB: 2 BB: 0 P: 23	R: 0 E: 0 K: 0 S: 5	H: 1 LOB: 0 BB: 0 P: 7	R: 0 E: 0 K: 0 S: 6	H: 0 LOB: 1 BB: 1 P: 13	1B: 3 2B: 0 3B: 0 HR: 1	SF: 0 SAC: 0 DP: 1 HBP: 0	WP: 0 PB: 0 SB: 1 CS: 1	PA: 38
PITCHER Chuck Finley, L (1, 1) ERA: 1.54	IP: 8.0 WLS: W BF: 33	H: 4 R: 1 ER: 1 SO: 9	BB: 6 IBB: 0 HBP: 0 BLK: 0	WP: 0 HR: 1 S: 64 P: 115	ERA: 1.12 WHIP: 1.250	PITCHER	IP: 1.0 WLS: S BF: 4	H: 0 R: 0 ER: 0 SO: 0	BB: 1 IBB: 0 HBP: 0 BLK: 0	WP: 0 HR: 0 S: 6 P: 13	ERA: 0.00 WHIP: 1.000	PITCHER	IP: 1.0 WLS: S BF: 4	H: 0 R: 0 ER: 0 SO: 0	BB: 1 IBB: 0 HBP: 0 BLK: 0	WP: 0 HR: 0 S: 6 P: 13	ERA: 0.00 WHIP: 1.000					




Batter	1	2	3	4	5	6	7	8	9	AB R H RBI BB SO LOB	TOP											
Darin Erstad, L (1, 3) OBP: 0.398, SLG: 0.610	4-2 FC3-6 BB		0-0 F9		1-2 F7		1-2 G4-3 2B		4-1 G6-3 BB	3 0 1 0 2 0 1	Anaheim Angels @ Boston Red Sox Fenway Park, Boston, MA Wed Apr 29 1998, 7:05 PM EDT Att: 21,557 - Unknown - 76 F											
Dave Hollins, S (1, 5) OBP: 0.287, SLG: 0.326	2-2 P6		0-0 SF8		1-1 G5-3		0-0 G4-3		0-2 E3 G6-3	4 0 0 1 0 0 3												
Jim Edmonds, L (1, 8) OBP: 0.359, SLG: 0.463	0-0 FC3-6 1-2		3-H F8		0-0 F8		0-0 G3		2-1 G6-3	5 0 0 0 0 0 4												
Cecil Fielder, R (1, 10) OBP: 0.352, SLG: 0.375	0-2 L7			0-3 K 16 HR		0-2 G6-3		1-1 G6-3	3-2 F8	5 1 0 0 0 1 3												
16 Garret Anderson, L (1, 7) OBP: 0.304, SLG: 0.423		1-2 2B		0-0 HR		0-2 F9		0-0 1B		4 1 3 2 0 0 0												
Phil Nevin, R (1, 2) OBP: 0.333, SLG: 0.512		0-1 G6-3		0-1 1B		4-1 1B BB		2-3 K		3 0 1 0 1 1 2												
Damon Mashore, R (1, 9) OBP: 0.364, SLG: 0.467		1-2 F9		0-0 F8 1-3 1B		0-0 FC4-6 1B		1-0 G5-3		4 0 2 0 0 0 2												
Carlos Garcia, R (1, 4) OBP: 0.226, SLG: 0.179		1-1 F8		1-0 F8		0-1 FC4-6 1-2		0-2 G6-3		4 0 0 0 0 0 4												
Gary Disarcina, R (1, 6) OBP: 0.325, SLG: 0.444			1-2 F9 SF8 2B	1-3 K2-3		1-1 P4		1-1 BB E 1B		4 2 2 0 0 1 1												
Inning Stats	R: 0 E: 0 K: 0 S: 10	H: 0 LOB: 1 BB: 1 P: 15	R: 0 E: 0 K: 0 S: 11	H: 1 LOB: 1 BB: 0 P: 14	R: 1 E: 0 K: 0 S: 9	H: 1 LOB: 0 BB: 0 P: 11	R: 2 E: 0 K: 2 S: 11	H: 3 LOB: 1 BB: 0 P: 13	R: 0 E: 0 K: 0 S: 6	H: 0 LOB: 1 BB: 0 P: 8	R: 0 E: 0 K: 0 S: 10	H: 1 LOB: 2 BB: 1 P: 14	R: 0 E: 0 K: 1 S: 7	H: 1 LOB: 1 BB: 0 P: 9	R: 0 E: 0 K: 1 S: 7	H: 1 LOB: 1 BB: 0 P: 11	R: 1 E: 1 K: 0 S: 14	H: 1 LOB: 2 BB: 1 P: 24	1B: 5 2B: 3 3B: 0 HR: 1	SF: 1 SAC: 0 DP: 0 HBP: 0	WP: 0 PB: 1 SB: 0 CS: 0	PA: 40
PITCHER	IP WLS BF H R ER SO BB IBB HBP BLK WP HR S P ERA WHIP											PITCHER	IP WLS BF H R ER SO BB IBB HBP BLK WP HR S P ERA WHIP									
49 Tim Wakefield, R (1, 1) ERA: 5.53	6.1 W 28 7 3 2 2 2 0 0 0 0 0 1 62 82 2.84 1.421																					
Derek Lowe, R (7, 1) ERA: 2.7	2.1 11 2 1 0 1 1 0 0 0 0 0 0 20 31 0.00 1.286																					
Tom Gordon, R (9, 1) ERA: 2.4	0.1 S 1 0 0 0 0 0 0 0 0 0 0 0 3 6 0.00 0.000																					

Batter	1	2	3	4	5	6	7	8	9	AB R H RBI BB SO LOB	BOTTOM									
Nomar Garciaparra, R (1, 6) OBP: 0.355, SLG: 0.531	4-1 1B S BB		1-2 P3		0-0 HR 1B	0-0 BB 1B	0-1 1-H 2-H 3B			4 1 3 2 1 0 0	Anaheim Angels @ Boston Red Sox Fenway Park, Boston, MA Wed Apr 29 1998, 7:05 PM EDT Att: 21,557 - Unknown - 76 F									
John Valentin, R (1, 5) OBP: 0.359, SLG: 0.441	3-3 K		2-0 HR		2-2 1-H HR	4-1 BB BB	4-1 BB			3 2 2 3 2 1 1										
Mo Vaughn, L (1, 3) OBP: 0.431, SLG: 0.641	0-1 G5-4-3 1B		2-1 F8		1-3 K	0-3 K	1-1 F8			5 0 1 0 0 2 5										
Jim Leyritz, R (1, 10) OBP: 0.452, SLG: 0.686	2-2 G5-4-3 1-2		3-3 K		4-2 BB		2-2 HR	1-3 K		4 1 1 1 1 2 2										
Troy O'Leary, L (1, 7) OBP: 0.327, SLG: 0.500		3-2 G6-3		0-1 G3-1	1-1 G1-3		0-0 BB 1B	0-0 F8		5 1 1 0 0 0 1										
Damon Buford, R (1, 8) OBP: 0.381, SLG: 0.457		3-2 F9 2B		1-3 K		1-0 CS 1B	3-3 K	2-0 P3		5 0 2 0 0 2 1										
Darren Lewis, R (1, 9) OBP: 0.366, SLG: 0.389		2-1 F9		0-0 E S 1B		3-2 1-2 1B 2B	4-1 1B 1B BB			3 1 2 0 1 0 1										
Jason Varitek, S (1, 2) OBP: 0.326, SLG: 0.289		4-2 FC5-4 BB		1-3 G6-3		0-1 F8	1-0 1B 3B 1B			3 1 1 1 1 0 2										
Mike Benjamin, R (1, 4) OBP: 0.359, SLG: 0.361		0-1 FC5-4 1-2			1-2 L9	3-2 1B 2-H 1B	0-1 1-2 2-3 3B 1B			4 1 2 1 0 0 2										
Inning Stats	R: 0 E: 0 K: 1 S: 9	H: 1 LOB: 1 BB: 1 P: 18	R: 0 E: 0 K: 0 S: 13	H: 1 LOB: 2 BB: 1 P: 25	R: 1 E: 0 K: 1 S: 11	H: 1 LOB: 0 BB: 0 P: 19	R: 0 E: 0 K: 1 S: 8	H: 1 LOB: 1 BB: 0 P: 11	R: 2 E: 0 K: 1 S: 15	H: 2 LOB: 1 BB: 1 P: 24	R: 1 E: 0 K: 1 S: 16	H: 4 LOB: 3 BB: 1 P: 27	R: 4 E: 0 K: 1 S: 19	H: 5 LOB: 2 BB: 2 P: 34	R: 0 E: 0 K: 1 S: 5	H: 0 LOB: 0 BB: 0 P: 8	1B: 9 2B: 2 3B: 1 HR: 3	SF: 0 SAC: 0 DP: 1 HBP: 0	WP: 0 PB: 0 SB: 2 CS: 1	PA: 42
PITCHER	IP WLS BF H R ER SO BB IBB HBP BLK WP HR S P ERA WHIP											PITCHER	IP WLS BF H R ER SO BB IBB HBP BLK WP HR S P ERA WHIP							
Allen Watson, L (1, 1) ERA: 7.57	5.1 L 25 8 4 4 4 4 3 0 0 0 0 0 2 60 105 6.75 2.062																			
Shigetoshi Hasegawa, R (6, 1) ERA: 5.63	0.1 4 2 0 0 0 1 0 0 0 0 0 0 9 16 0.00 9.000																			
Rich Robertson, L (6, 1) ERA: 0.64	0.2 6 3 4 4 2 1 0 0 0 0 0 1 15 25 54.00 6.000																			
Rich DeLucia, R (7, 1) ERA: 5.4	1.2 7 2 0 0 1 1 0 0 0 0 0 0 12 20 0.00 1.800																			

Batter	1	2	3	4	5	6	7	8	9	AB	R	H	RBI	BB	SO	LOB	TOP										
Ray Durham, S (1, 4) OBP: 0.362, SLG: 0.420										3	0	1	0	1	0	0	Chicago White Sox @ Anaheim Angels Edison International Field, Anaheim, CA Fri May 01 1998, 10:05 PM EDT Att: 36,485 - Unknown - 68 F										
Mike Cameron, R (1, 8) OBP: 0.289, SLG: 0.291										4	0	1	0	0	1	2											
Frank Thomas, R (1, 10) OBP: 0.376, SLG: 0.500										3	0	0	0	1	1	1											
Albert Belle, R (1, 7) OBP: 0.353, SLG: 0.500										3	0	1	0	1	0	1											
Robin Ventura, L (1, 5) OBP: 0.372, SLG: 0.525										4	0	0	0	0	1	4											
Wil Cordero, R (1, 3) OBP: 0.286, SLG: 0.545										4	0	0	0	0	2	0											
Magglio Ordonez, R (1, 9) OBP: 0.297, SLG: 0.374										4	1	2	0	0	0	0											
Chad Kreuter, S (1, 2) OBP: 0.370, SLG: 0.250										2	0	0	1	0	0	2											
Mike Caruso, S (1, 6) OBP: 0.308, SLG: 0.427										3	0	0	0	0	0	0											
Inning Stats	R: 0 E: 0 K: 1 S: 5	H: 1 LOB: 0 BB: 0 P: 5	R: 0 E: 1 K: 0 S: 5	H: 2 LOB: 2 BB: 0 P: 5	R: 0 E: 0 K: 0 S: 4	H: 1 LOB: 3 BB: 2 P: 12	R: 1 E: 0 K: 1 S: 6	H: 1 LOB: 0 BB: 0 P: 6	R: 0 E: 0 K: 0 S: 3	H: 0 LOB: 1 BB: 1 P: 7	R: 0 E: 0 K: 1 S: 5	H: 0 LOB: 2 BB: 0 P: 5	R: 0 E: 0 K: 0 S: 3	H: 0 LOB: 0 BB: 0 P: 3	R: 0 E: 0 K: 1 S: 5	H: 0 LOB: 0 BB: 0 P: 5	R: 0 E: 0 K: 1 S: 5	H: 0 LOB: 0 BB: 0 P: 5	1B: 3 2B: 0 3B: 2 HR: 0	SF: 1 SAC: 0 DP: 1 HBP: 0	WP: 0 PB: 0 SB: 0 CS: 1	PA: 34					
PITCHER	IP	WLS	BF	H	R	ER	SO	BB	IBB	HBP	BLK	WP	HR	S	P	ERA	WHIP										
Omar Olivares, R (1, 1) ERA: 2.7	5.0		22	5	1	1	2	3	0	0	0	0	0	23	35	1.80	1.600										
Shigetoshi Hasegawa, R (6, 1) ERA: 3.75	4.0	W	12	0	0	0	3	0	0	0	0	0	0	18	18	0.00	0.000										

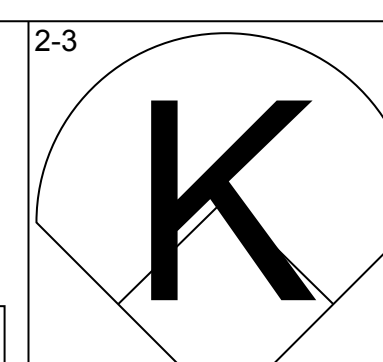
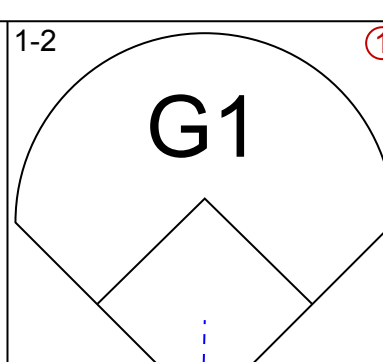
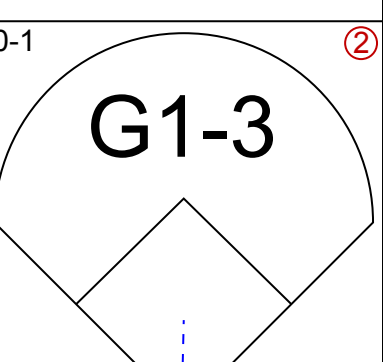
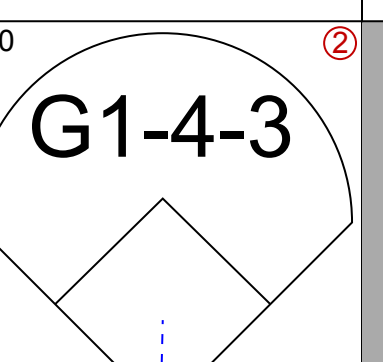
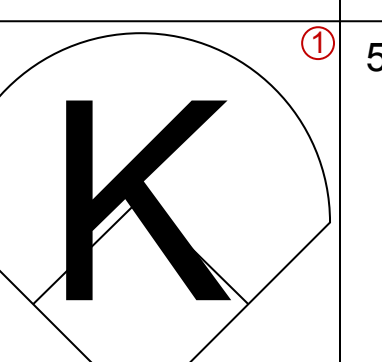
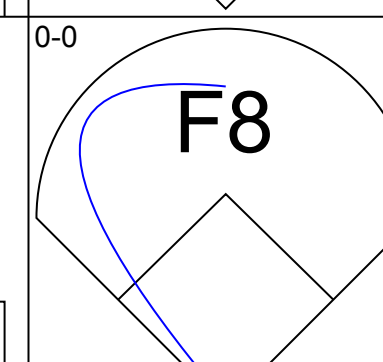
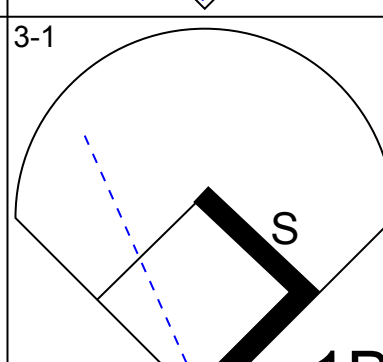
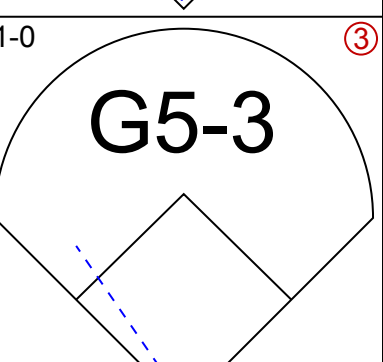
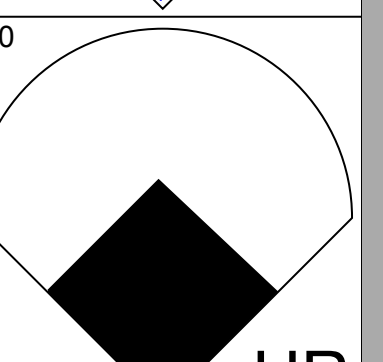
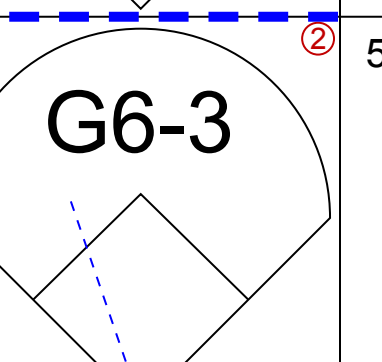
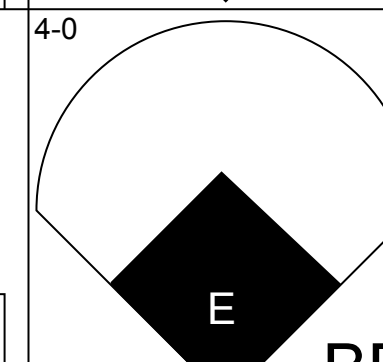
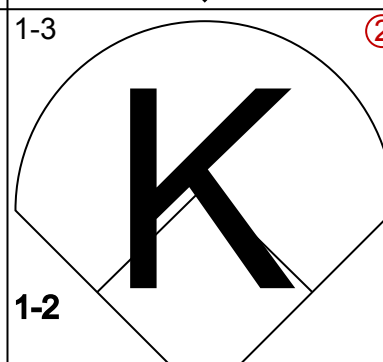
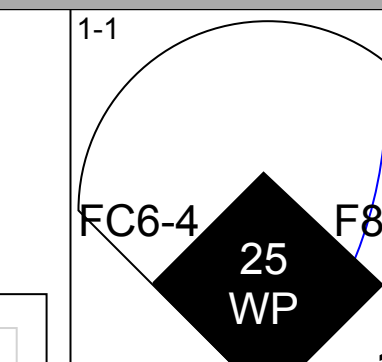
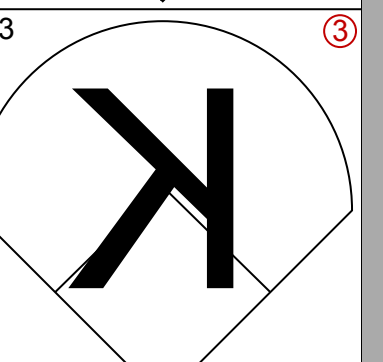
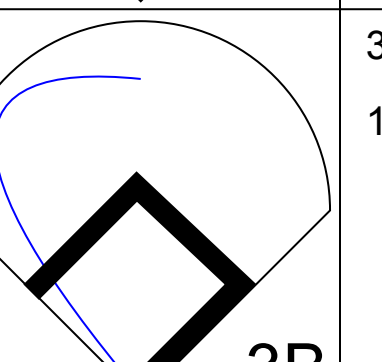
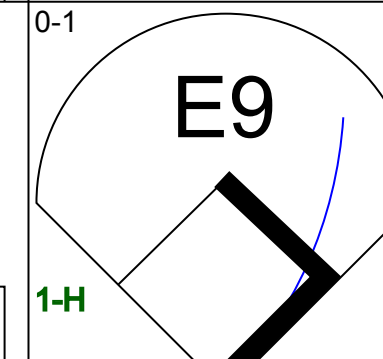
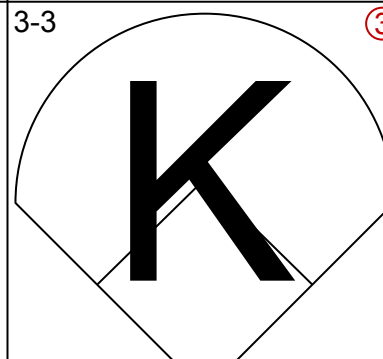
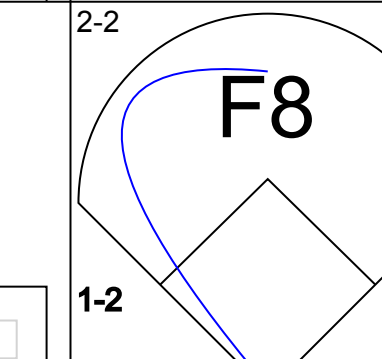
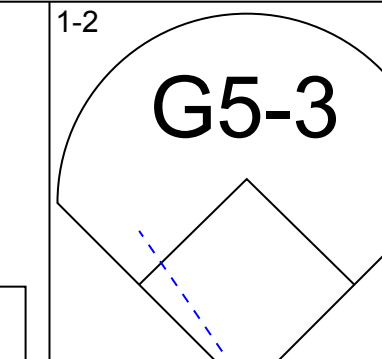
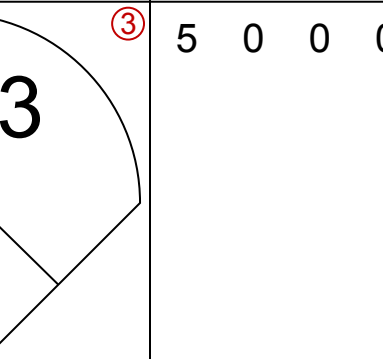
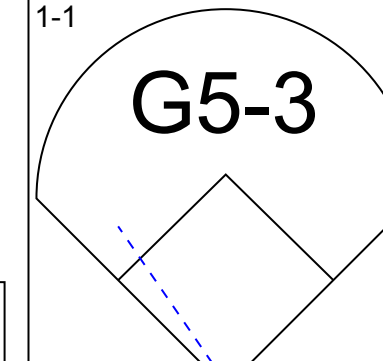
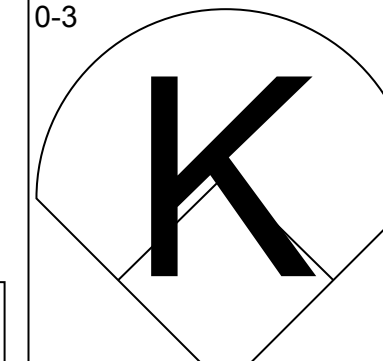
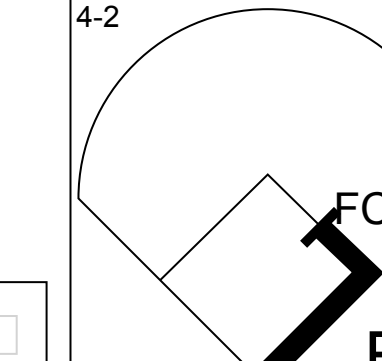
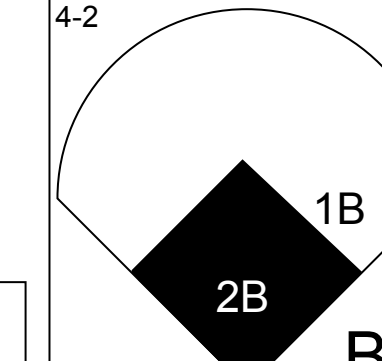
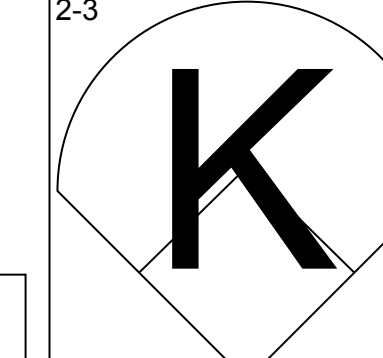
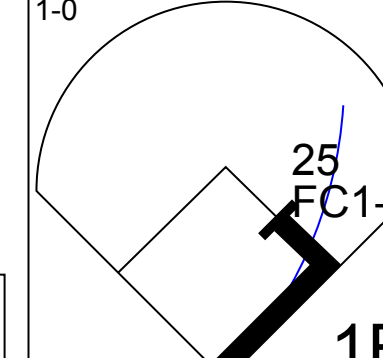
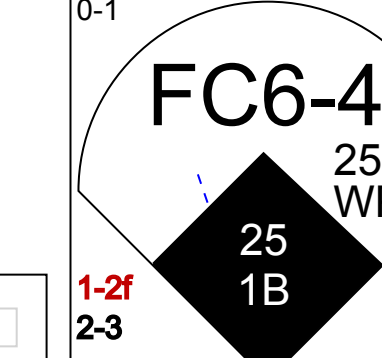
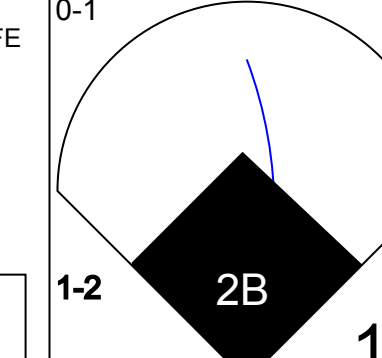
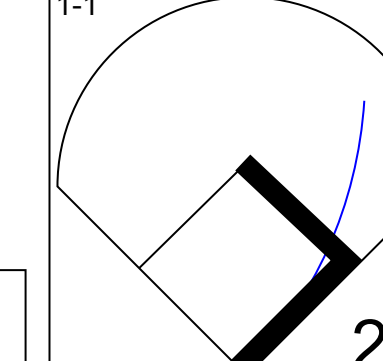
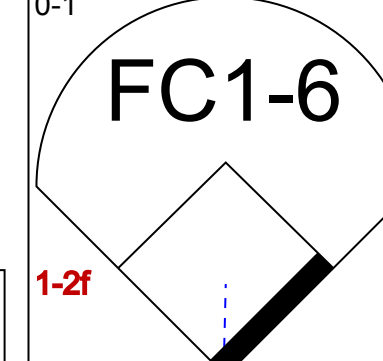
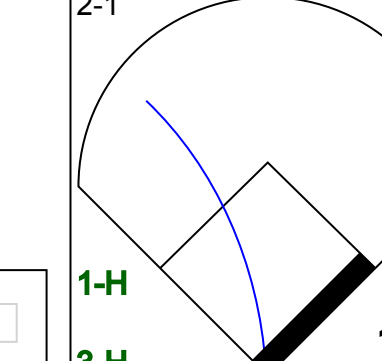
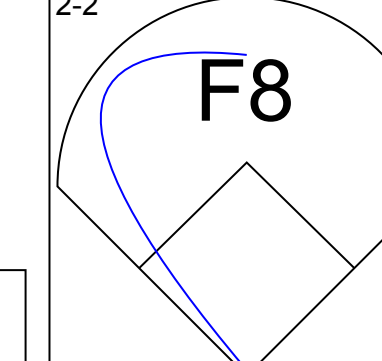
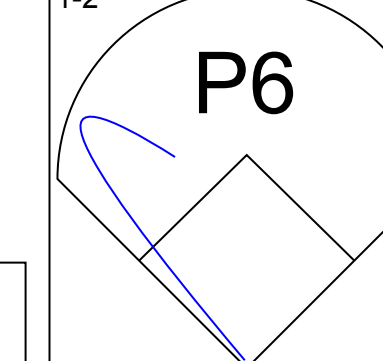
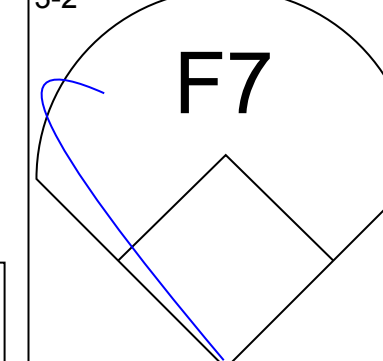
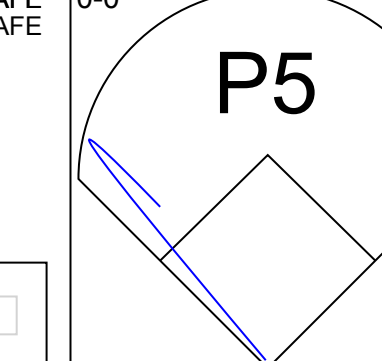
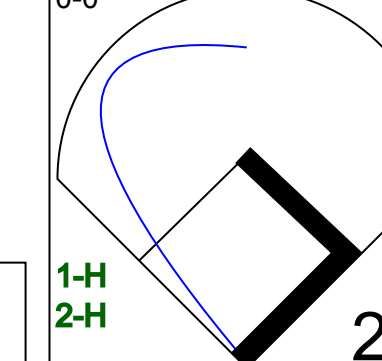
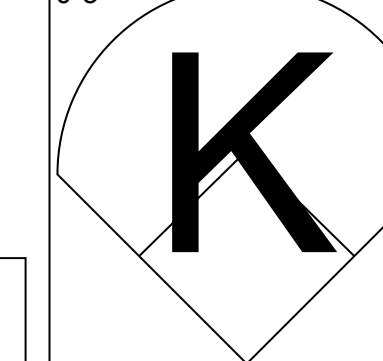
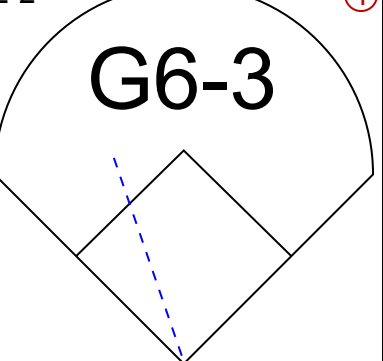
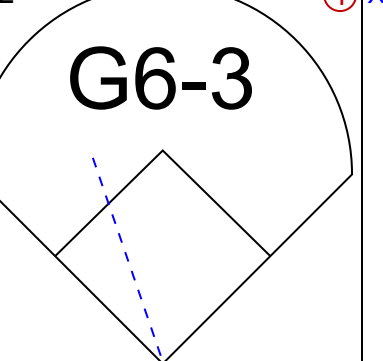

Batter	1	2	3	4	5	6	7	8	9	AB	R	H	RBI	BB	SO	LOB	BOTTOM										
Darin Erstad, L (1, 3) OBP: 0.409, SLG: 0.649										3	2	1	4	1	0	0	Chicago White Sox @ Anaheim Angels Edison International Field, Anaheim, CA Fri May 01 1998, 10:05 PM EDT Att: 36,485 - Unknown - 68 F										
16 Garret Anderson, L (1, 7) OBP: 0.306, SLG: 0.419										4	0	1	1	1	1	1											
Jim Edmonds, L (1, 8) OBP: 0.376, SLG: 0.472										3	0	2	0	2	1	1											
Cecil Fielder, R (1, 10) OBP: 0.368, SLG: 0.411										4	0	1	1	1	0	5											
Dave Hollins, S (1, 5) OBP: 0.284, SLG: 0.371										4	0	0	0	0	2	6											
Craig Shipley, R (8, PH) OBP: 0.214, SLG: 0.154										1	0	0	0	0	0	0											
Matt Walbeck, S (1, 2) OBP: 0.379, SLG: 0.390										4	1	2	0	1	1	4											
Damon Mashore, R (1, 9) OBP: 0.381, SLG: 0.500										5	2	2	0	0	0	3											
Norberto Martin, R (1, 4) OBP: 0.221, SLG: 0.237										5	1	1	1	0	1	6											
Gary Disarcina, R (1, 6) OBP: 0.306, SLG: 0.405										3	1	0	0	1	0	1											
Inning Stats	R: 0 E: 0 K: 1 S: 5	H: 0 LOB: 1 BB: 1 P: 9	R: 0 E: 0 K: 1 S: 5	H: 0 LOB: 1 BB: 1 P: 9	R: 0 E: 0 K: 0 S: 3	H: 0 LOB: 0 BB: 0 P: 3	R: 0 E: 0 K: 1 S: 7	H: 2 LOB: 3 BB: 1 P: 11	R: 1 E: 0 K: 1 S: 6	H: 1 LOB: 2 BB: 1 P: 11	R: 5 E: 1 K: 1 S: 11	H: 4 LOB: 2 BB: 1 P: 15	R: 1 E: 0 K: 0 S: 5	H: 2 LOB: 3 BB: 2 P: 13	R: 0 E: 0 K: 1 S: 6	H: 1 LOB: 1 BB: 0 P: 6	1B: 7 2B: 2 3B: 0 HR: 1	SF: 0 SAC: 0 DP: 0 HBP: 1	WP: 1 PB: 0 SB: 1 CS: 0	PA: 44							
PITCHER	IP	WLS	BF	H	R	ER	SO	BB	IBB	HBP	BLK	WP	HR	S	P	ERA	WHIP										
James Baldwin, R (1, 1) ERA: 7.42	5.0	L	27	5	5	5	4	5	0	0	0	0	0	29	50	9.00	2.000										
Tony Castillo, L (6, 1) ERA: 4.51	1.0		6	2	1	1	1	0	0	0	0	0	1	8	8	9.00	2.000										
Tom Fordham, L (7, 1) ERA: 9.75	0.2		6	2	1	1	0	2	0	0	0	0	0	4	12	13.50	6.000										
Carlos Castillo, R (7, 1) ERA: 5.4	1.1		5	1	0	0	1	0	0	0	0	1	0	7	7	0.00	0.750										

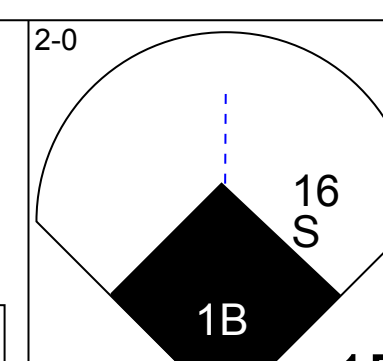
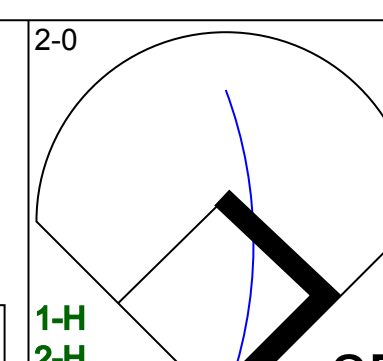
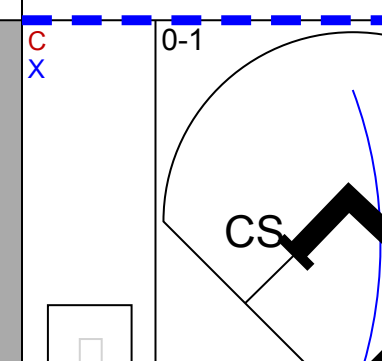
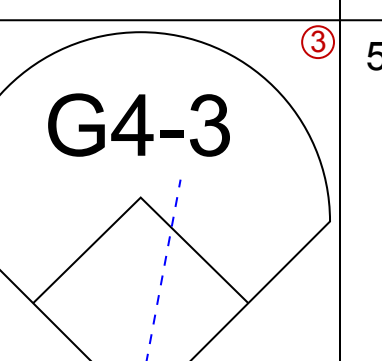
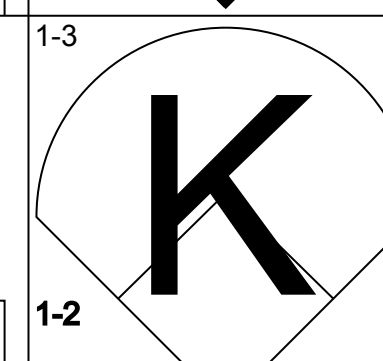
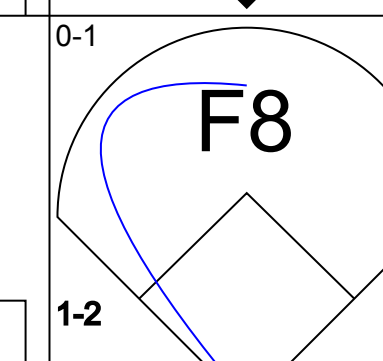
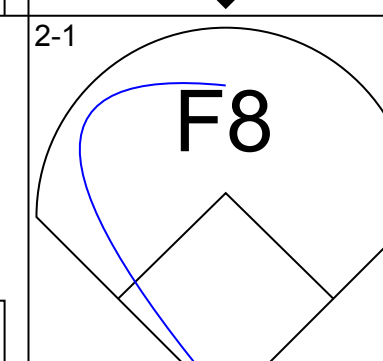
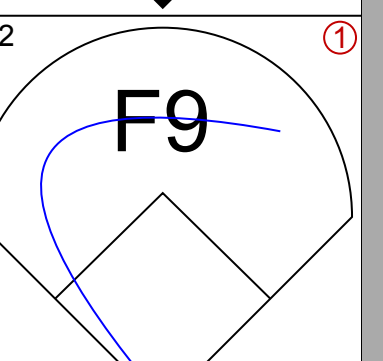
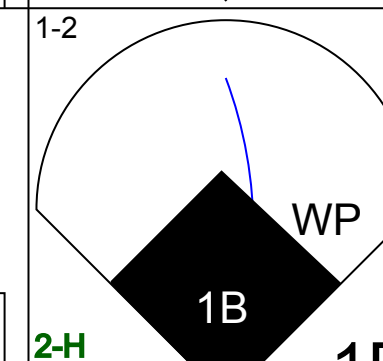
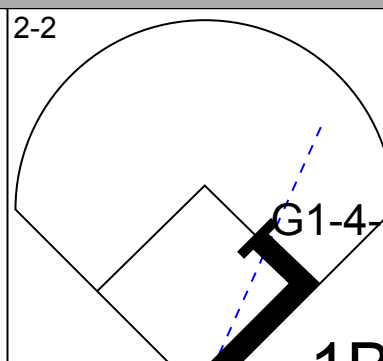

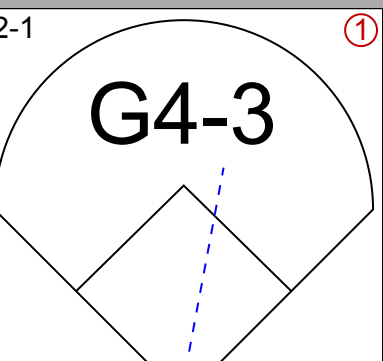
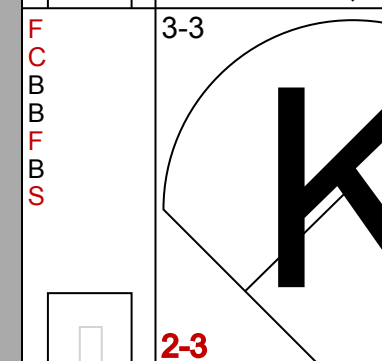
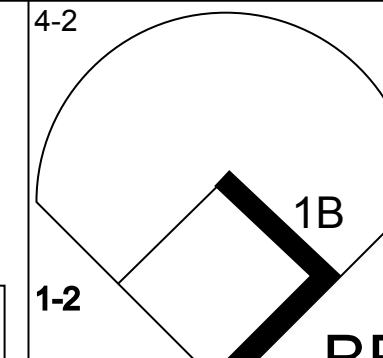
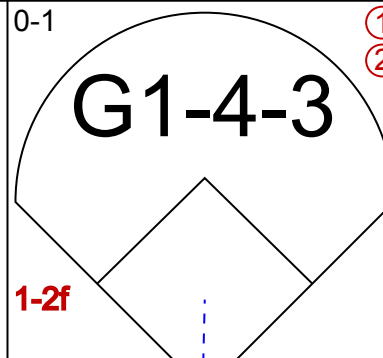
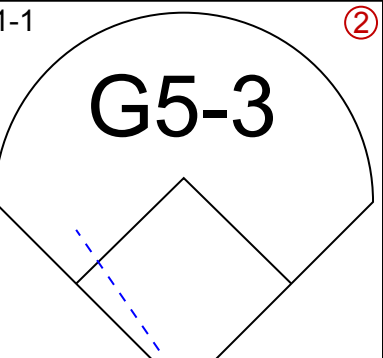
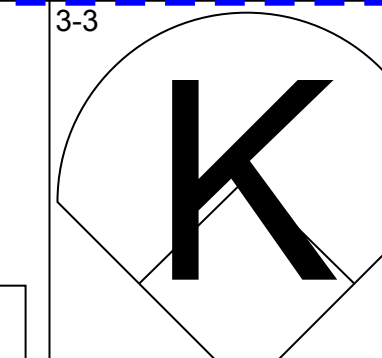
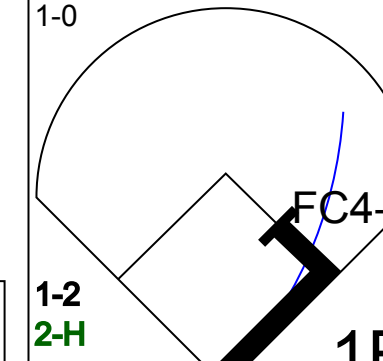
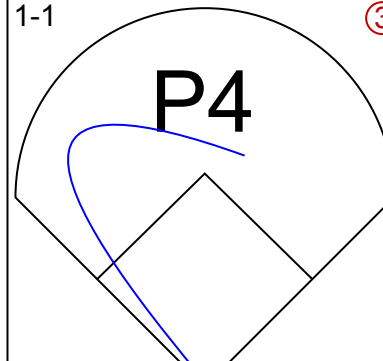
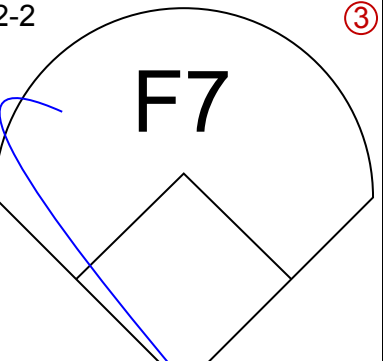
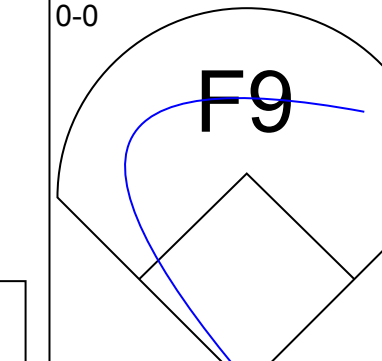
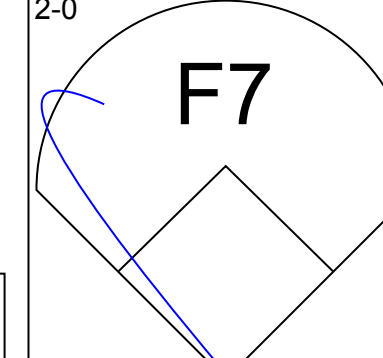
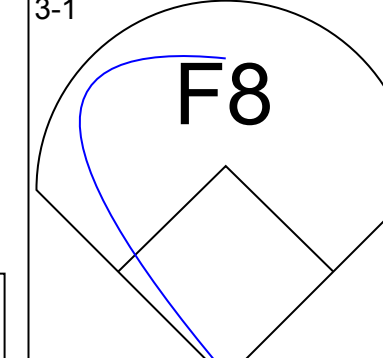
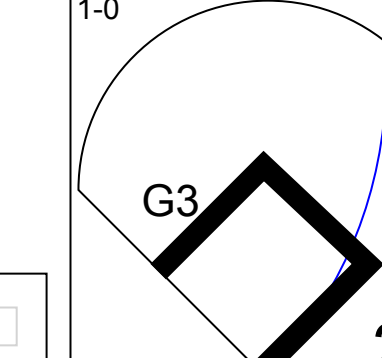
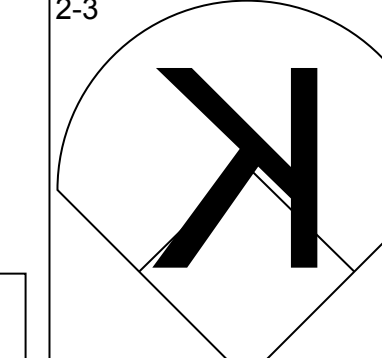
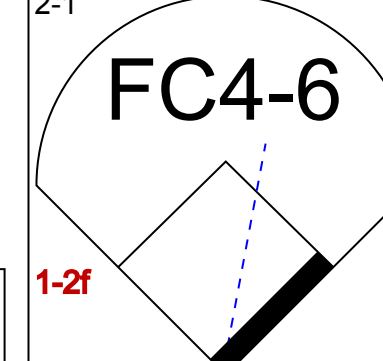
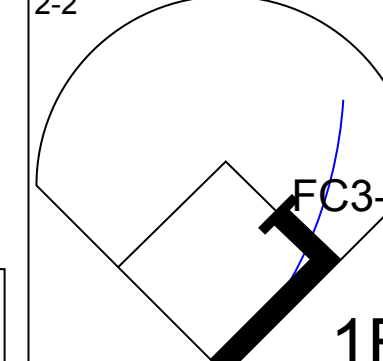
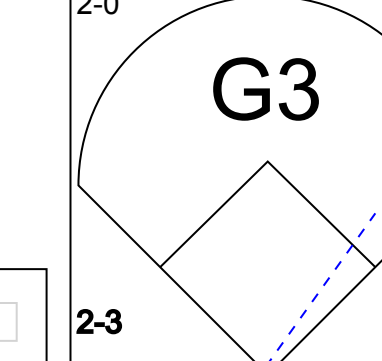
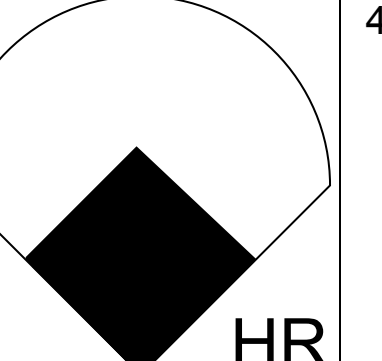
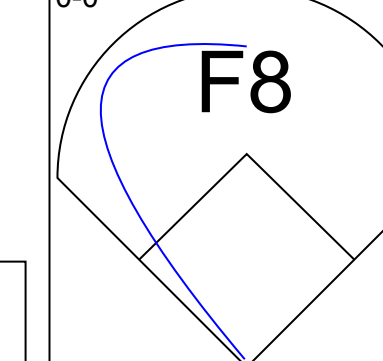
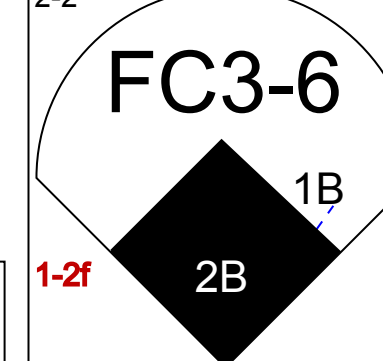
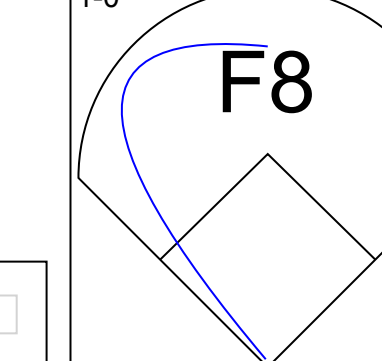
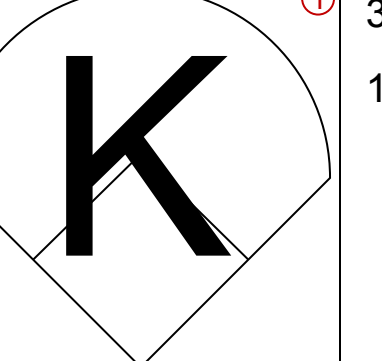
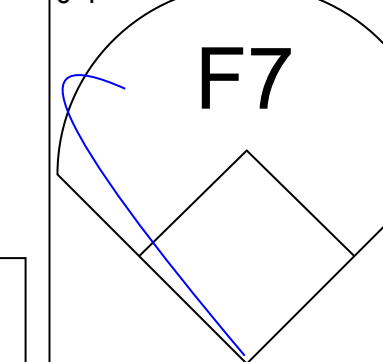
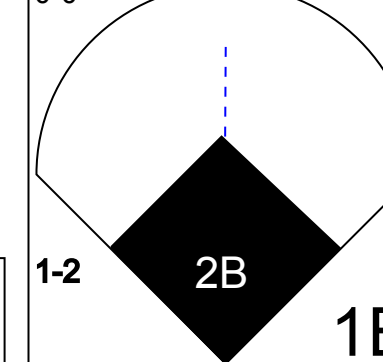
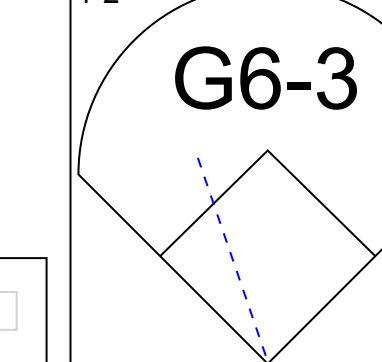
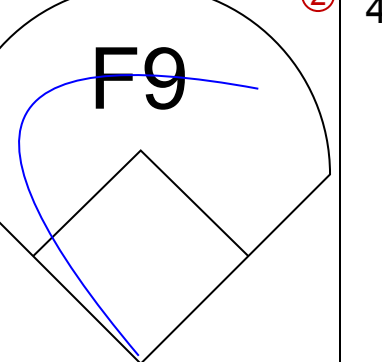
AB	30
R	1
H	5
RBI	1
BB	3
SO	5
LOB	10




AB	36
R	7
H	10
RBI	7
BB	7
SO	6
LOB	27



Batter	1	2	3	4	5	6	7	8	9	AB	R	H	RBI	BB	SO	LOB	TOP									
Ray Durham, S OBP: 0.364, SLG: 0.412										5	0	0	0	0	2	0	Chicago White Sox @ Anaheim Angels Edison International Field, Anaheim, CA Mon May 04 1998, 10:05 PM EDT Att: 15,997 - Overcast - 68 F									
Magglio Ordonez, R OBP: 0.310, SLG: 0.443										5	1	2	1	0	0	0										
Frank Thomas, R OBP: 0.397, SLG: 0.500 Greg Norton, S OBP: 0.300, SLG: 0.348										3	2	1	0	1	2	1										
Albert Belle, R OBP: 0.346, SLG: 0.514										5	0	0	0	0	1	3										
Robin Ventura, L OBP: 0.373, SLG: 0.491										2	1	0	0	2	1	1										
Wil Cordero, R OBP: 0.362, SLG: 0.595										4	2	2	0	0	1	2										
25 Jeff Abbott, R Mike Cameron, R OBP: 0.280, SLG: 0.274										4	0	2	1	0	0	3										
Charlie O'Brien, R OBP: 0.304, SLG: 0.392 Ruben Sierra, S OBP: 0.256, SLG: 0.459 Chad Kreuter, S OBP: 0.380, SLG: 0.300										3	0	0	0	0	0	3										
Chris Snopce, R OBP: 0.324, SLG: 0.242										4	0	0	0	0	1	2										
Inning Stats	R: 1 E: 1 K: 1 S: 9	H: 0 LOB: 1 BB: 1 P: 16	R: 0 E: 0 K: 2 S: 11	H: 1 LOB: 1 BB: 0 P: 15	R: 0 E: 0 K: 2 S: 12	H: 1 LOB: 1 BB: 0 P: 20	R: 0 E: 0 K: 1 S: 9	H: 1 LOB: 0 BB: 0 P: 13	R: 0 E: 0 K: 0 S: 6	H: 0 LOB: 0 BB: 0 P: 9	R: 2 E: 0 K: 0 S: 13	H: 2 LOB: 1 BB: 1 P: 22	R: 1 E: 0 K: 1 S: 8	H: 1 LOB: 0 BB: 0 P: 12	R: 2 E: 0 K: 0 S: 13	H: 2 LOB: 1 BB: 1 P: 20		R: 0 E: 0 K: 1 S: 14	H: 1 LOB: 1 BB: 0 P: 24	1B: 5 2B: 2 3B: 1 HR: 1	SF: 0 SAC: 0 DP: 0 HBP: 0	WP: 1 PB: 0 SB: 1 CS: 0	PA: 40			
PITCHER	IP	WLS	BF	H	R	ER	SO	BB	IBB	HBP	BLK	WP	HR	S	P	ERA	WHIP									
Allen Watson, L ERA: 6.75	(1, 1)	6.0		26	5	3	2	6	2	0	0	0	1	0	60	95	3.00	1.167								
Rich DeLucia, R ERA: 5.87	(7, 1)	1.1	L	7	2	3	3	1	1	0	0	0	0	1	15	24	20.25	2.250								
Mike James, R ERA: 1.93	(8, 1)	1.0		4	1	0	0	1	0	0	0	0	0	9	13	0.00	1.000									
Shigetoshi Hasegawa, R ERA: 3.55	(9, 1)	0.2		3	1	0	0	0	0	0	0	0	0	0	11	19	0.00	1.500								

Batter	1	2	3	4	5	6	7	8	9	AB	R	H	RBI	BB	SO	LOB	BOTTOM									
Darin Erstad, L OBP: 0.411, SLG: 0.637										5	1	4	2	0	0	0	Chicago White Sox @ Anaheim Angels Edison International Field, Anaheim, CA Mon May 04 1998, 10:05 PM EDT Att: 15,997 - Overcast - 68 F									
16 Garret Anderson, L OBP: 0.293, SLG: 0.393										4	0	0	0	0	1	4										
Jim Edmonds, L OBP: 0.372, SLG: 0.485										4	1	2	1	0	1	1										
Cecil Fielder, R OBP: 0.368, SLG: 0.417										3	0	0	0	1	1	1										
Dave Hollins, S OBP: 0.291, SLG: 0.371										4	0	1	1	0	0	0										
Frank Bolick, S OBP: 0.389, SLG: 0.414										4	0	1	0	0	1	2										
Matt Walbeck, S OBP: 0.365, SLG: 0.418										4	1	2	1	0	0	3										
Norberto Martin, R OBP: 0.226, SLG: 0.232 Phil Nevin, R OBP: 0.321, SLG: 0.468										3	1	0	0	0	0	2										
Gary Disarcina, R OBP: 0.316, SLG: 0.416										4	1	1	0	0	0	1										
Inning Stats	R: 2 E: 0 K: 1 S: 13	H: 3 LOB: 2 BB: 1 P: 26	R: 0 E: 0 K: 0 S: 7	H: 1 LOB: 0 BB: 0 P: 9	R: 0 E: 0 K: 0 S: 7	H: 1 LOB: 0 BB: 0 P: 10	R: 2 E: 0 K: 0 S: 13	H: 3 LOB: 1 BB: 0 P: 24	R: 0 E: 0 K: 0 S: 8	H: 0 LOB: 0 BB: 0 P: 13	R: 0 E: 0 K: 0 S: 6	H: 1 LOB: 1 BB: 0 P: 11	R: 0 E: 0 K: 1 S: 9	H: 1 LOB: 0 BB: 0 P: 13	R: 0 E: 0 K: 2 S: 9	H: 0 LOB: 0 BB: 0 P: 14		R: 1 E: 0 K: 1 S: 10	H: 1 LOB: 0 BB: 0 P: 15	1B: 7 2B: 3 3B: 0 HR: 1	SF: 0 SAC: 0 DP: 1 HBP: 0	WP: 1 PB: 0 SB: 2 CS: 1	PA: 37			
PITCHER	IP	WLS	BF	H	R	ER	SO	BB	IBB	HBP	BLK	WP	HR	S	P	ERA	WHIP									
Jaime Navarro, R ERA: 5.36	(1, 1)	6.0		27	9	4	4	1	0	0	0	0	0	0	9	13	6.00	1.667								
Tony Castillo, L ERA: 4.3	(7, 1)	1.0	W	3	1	0	0	1	0	0	0	0	0	9	13	0.00	1.000									
Keith Foulke, R ERA: 1.88	(8, 1)	1.0		3	0	0	0	2	0	0	0	0	0	9	14	0.00	0.000									
Matt Karchner, R ERA: 3.97	(9, 1)	1.0	S	4	1	1	1	1	0	0	0	0	1	10	15	9.00	1.000									

AB	37
R	6
H	9
RBI	4
BB	3
SO	8
LOB	15



AB	36
R	5
H	11
RBI	5
BB	1
SO	5
LOB	14



Batter	1	2	3	4	5	6	7	8	9	AB	R	H	RBI	BB	SO	LOB	TOP								
Shannon Stewart, R OBP: 0.380, SLG: 0.402 (1, 8)	1-2 G5-3 S 1B		2-2 SAFE SAFE SAFE SAFE 1-H HR		2 SAFE 1-1 S E 2-H 1B		3-1 CS 1B	4-1 WP 1B BB	3-1 G5-3	5	3	4	3	1	0	0									
Shawn Green, L OBP: 0.295, SLG: 0.394 (1, 9)	4-0 G5-3 BB		2-2 G3		4-2 S 1B BB		3-3 K	0-0 1B WP 1B	1-1 G5-3	4	2	1	0	2	1	1									
Jose Canseco, R OBP: 0.274, SLG: 0.459 Jose Cruz Jr., S OBP: 0.293, SLG: 0.263 (1, 7) (8, 8)	0-0 G5-3		4-2 CS BB		1-2 1-2 2-H P6		4-0 2B BB	3-3 K		3	0	0	0	2	1	5									
Carlos Delgado, L OBP: 0.373, SLG: 0.455 (1, 3)	3-3 K		0-3 K		2-2 2-H 1B		2-1 1-3 2B	4-0 1B 2B IBB		4	1	2	1	1	2	2									
Mike Stanley, R OBP: 0.331, SLG: 0.390 (1, 10)		4-2 5 G6-4-3 BB		1-0 HR		1-3 K	3-3 K	0-2 2B 1B		4	1	2	2	1	2	3									
Ed Sorague, R OBP: 0.316, SLG: 0.434 (1, 5)		0-1 G6-4-3 1-2f		1-0 F7		3-2 P4		1B HR 1B F8		5	1	1	0	0	0	4									
Tony Fernandez, S (1, 4)	4-1 BB		1-0 F8		1-1 G1-3		1-1 G1-3	1-2 HR 1B 2B		4	1	2	2	1	0	0									
Darrin Fletcher, L OBP: 0.290, SLG: 0.363 (1, 2)	1-1 G4-3		0-1 F7		3-2 G3		3-2 G3	1-2 HR 1B F8		5	1	1	3	0	0	3									
Alex Gonzalez, R OBP: 0.290, SLG: 0.359 (1, 6)			3-2 HR 1B		3-2 1B 2B		3-1 WP 1B 2B	1-2 1B BB WP 1B	1-1 G5-3	5	3	4	0	0	0	0									
Inning Stats	R: 0 E: 0 K: 1 S: 8	H: 1 LOB: 1 BB: 1 P: 16	R: 0 E: 0 K: 0 S: 7	H: 0 LOB: 1 BB: 2 P: 16	R: 2 E: 0 K: 1 S: 16	H: 2 LOB: 1 BB: 1 P: 27	R: 1 E: 0 K: 0 S: 5	H: 1 LOB: 0 BB: 0 P: 8	R: 2 E: 0 K: 1 S: 19	H: 3 LOB: 1 BB: 1 P: 31	R: 0 E: 0 K: 0 S: 8	H: 0 LOB: 2 BB: 0 P: 15	R: 1 E: 0 K: 2 S: 13	H: 3 LOB: 1 BB: 1 P: 31	R: 7 E: 0 K: 1 S: 31	H: 7 LOB: 2 BB: 2 P: 53	R: 0 E: 0 K: 0 S: 6	H: 0 LOB: 0 BB: 0 P: 11	1B: 10 2B: 6 3B: 0 HR: 3	SF: 0 2B: 6 3B: 0 HBP: 0	WP: 2 PB: 0 SB: 3 CS: 2	PA: 47			
PITCHER	IP	WLS	BF	H	R	ER	SO	BB	IBB	HBP	BLK	WP	HR	S	P	ERA	WHIP								
Ken Hill, R ERA: 3.22 Shigetoshi Hasegawa, R ERA: 3.95 Mike Holtz, L ERA: 3.0 Pep Harris, R ERA: 81.0 Greg Cadaret, L ERA: 4.5	5.0	23	7	5	5	3	3	5	0	0	0	0	2	55	98	9.00	2.400								
Troy Percival, R ERA: 5.54 Jason Dickson, R ERA: 8.75	1.0	L	8	3	4	4	1	1	1	0	0	0	0	19	35	36.00	4.000								
	1.0		3	0	0	0	0	0	0	0	0	0	0	6	11	0.00	0.000								

Toronto Blue Jays @ Anaheim Angels
Edison International Field, Anaheim, CA
Tue May 05 1998, 10:05 PM EDT
Att: 17,271 - Cloudy - 60 F

AB 39
R 13
H 17
RBI 11
BB 8
SO 6
LOB 18



Batter	1	2	3	4	5	6	7	8	9	AB	R	H	RBI	BB	SO	LOB	BOTTOM								
Darin Erstad, L OBP: 0.401, SLG: 0.612 (1, 3)	0-0 F8	3-2 F7			1-1 G3	4-0 16 G4-3 2B BB	1-3 K		0-0 F8	5	1	0	0	1	1	6									
16 Garret Anderson, L OBP: 0.302, SLG: 0.402 (1, 7)	2-2 G5-3	4-1 1-2 2-3 BB			2-1 HR 1B	2-0 G4-3	2-1 1-H 2-H 3-H 2B		0-0 FC4-6 1-2f	5	1	2	3	1	0	3									
Jim Edmonds, L OBP: 0.373, SLG: 0.500 (1, 8)	0-0 2B	0-1 P5			1-0 F8	0-0 2B	0-0 G3			5	0	2	2	0	0	5									
Cecil Fielder, R OBP: 0.369, SLG: 0.444 Carlos Garcia, R OBP: 0.212, SLG: 0.167 (1, 10) (8, PR)	0-3 K		2-3 K		0-0 HR	0-0 G5-3		1-2 FC4-6 1B		5	1	2	2	0	2	2									
Dave Hollins, S OBP: 0.303, SLG: 0.404 (1, 5)		4-2 1B 1B BB	0-3 K		0-0 HR		0-0 HBP HBP SF9 1B	0-0 FC4-6 1B 1-2f		4	3	2	1	1	1	1									
Damon Mashore, R OBP: 0.400, SLG: 0.479 (1, 9)		1-3 K	3-3 K		4-0 WP BB		1-0 BB 16 2B HBP	2-1 1B		3	1	1	0	1	2	1									
Phil Nevin, R OBP: 0.333, SLG: 0.460 Matt Walbeck, S OBP: 0.360, SLG: 0.412 (1, 2) (8, PH)	1 SAFE 1-2 1B 1B				3-1 F7	3-3 K		1-2 16 2B HBP	1-3 K	3	2	1	0	0	1	1									
Norberto Martin, R OBP: 0.225, SLG: 0.233 (1, 4)		1-0 16 BB 1B			0-0 L4		1-3 K	0-0 SF9	0-3 K	4	0	1	2	0	2	0									
Gary Disarcina, R OBP: 0.340, SLG: 0.430 (1, 6)		1-0 16 BB 1B			2-1 F9		0-2 16 G4-3 2B 1B	4-2 16 2B BB	0-0 FC4-6 1B	4	2	3	1	1	0	0									
Inning Stats	R: 0 E: 0 K: 1 S: 8	H: 1 LOB: 0 BB: 0 P: 10	R: 2 E: 0 K: 1 S: 16	H: 3 LOB: 2 BB: 2 P: 31	R: 0 E: 0 K: 3 S: 10	H: 0 LOB: 0 BB: 0 P: 15	R: 0 E: 0 K: 0 S: 5	H: 0 LOB: 0 BB: 0 P: 10	R: 3 E: 0 K: 1 S: 11	H: 3 LOB: 1 BB: 1 P: 22	R: 2 E: 0 K: 1 S: 9	H: 2 LOB: 1 BB: 1 P: 16	R: 4 E: 0 K: 1 S: 17	H: 2 LOB: 1 BB: 1 P: 27	R: 0 E: 0 K: 1 S: 11	H: 2 LOB: 2 BB: 0 P: 15	R: 0 E: 0 K: 1 S: 6	H: 1 LOB: 1 BB: 0 P: 6	1B: 9 2B: 3 3B: 0 HR: 2	SF: 1 2B: 3 3B: 0 HBP: 2	WP: 1 PB: 0 SB: 0 CS: 0	PA: 47			
PITCHER	IP	WLS	BF	H	R	ER	SO	BB	IBB	HBP	BLK	WP	HR	S	P	ERA	WHIP								
Juan Guzman, R ERA: 7.85 Carlos Almanzar, R ERA: 8.75 Bill Risle, R ERA: 2.45 Dan Plesac, L ERA: 3.97 Paul Quantrill, R ERA: 2.21	5.0	25	7	5	5	6	3	3	0	0	0	0	0	10	18	36.00	4.000								
Randy Myers, L ERA: 1.69	1.0	S	4	1	0	0	1	0	0	0	0	0	0	6	6	0.00	1.000								

Toronto Blue Jays @ Anaheim Angels
Edison International Field, Anaheim, CA
Tue May 05 1998, 10:05 PM EDT
Att: 17,271 - Cloudy - 60 F

AB 39
R 11
H 14
RBI 11
BB 5
SO 10
LOB 21



Batter	1	2	3	4	5	6	7	8	9	AB	R	H	RBI	BB	SO	LOB	TOP								
Shannon Stewart, R OBP: 0.373, SLG: 0.387 (1, 8)	K		F8	G6-3			WP HR BB		K	4	1	0	0	1	2	0									
Shawn Green, L OBP: 0.307, SLG: 0.430 (1, 9)	G3-1		1B			CS 1B	HR		F7	5	1	3	2	0	0	0									
Jose Canseco, R OBP: 0.281, SLG: 0.484 Jose Cruz Jr., S OBP: 0.290, SLG: 0.259 (1, 7) (8, 8)	HR		1B			P4			K	4	1	2	1	0	1	1									
Carlos Delgado, L OBP: 0.364, SLG: 0.426 (1, 3)	K		1B			K			K	3	0	0	0	1	3	1									
Mike Stanley, R OBP: 0.344, SLG: 0.402 Juan Samuel, R OBP: 0.185, SLG: 0.200 (1, 10) (8, PR)		2B BB	F8			5 G4-6-3 BB		WP FC4 2B		2	0	1	0	2	0	3									
Ed Sprague, R OBP: 0.306, SLG: 0.418 (1, 5)	K		K			G4-6-3		L5		4	0	0	0	0	2	6									
Tony Fernandez, S OBP: 0.372, SLG: 0.417 (1, 4)	K					1B G6-4-3 1B		FC4 FC5-4		4	2	2	2	0	1	1									
Darrin Fletcher, L OBP: 0.299, SLG: 0.381 (1, 2)						G3		F7		4	0	2	0	0	0	2									
Alex Gonzalez, R OBP: 0.281, SLG: 0.347 (1, 6)	K					G6-4-3		G4-3 FC5-4		4	0	0	0	0	1	5									
Inning Stats	R: 1 E: 0 K: 2 S: 10	H: 1 LOB: 0 BB: 0 P: 17	R: 0 E: 0 K: 3 S: 12	H: 1 LOB: 2 BB: 1 P: 21	R: 0 E: 0 K: 1 S: 12	H: 2 LOB: 3 BB: 1 P: 22	R: 1 E: 0 K: 0 S: 9	H: 2 LOB: 0 BB: 0 P: 18	R: 0 E: 0 K: 1 S: 6	H: 1 LOB: 1 BB: 0 P: 11	R: 1 E: 0 K: 0 S: 5	H: 1 LOB: 0 BB: 1 P: 10	R: 2 E: 0 K: 2 S: 14	H: 1 LOB: 0 BB: 1 P: 24	R: 1 E: 0 K: 0 S: 12	H: 1 LOB: 2 BB: 0 P: 23	R: 0 E: 0 K: 2 S: 12	H: 0 LOB: 0 BB: 0 P: 17	1B: 5 2B: 3 3B: 0 HR: 3	SF: 0 SAC: 0 DP: 3 HBP: 0	WP: 2 PB: 0 SB: 0 CS: 1	PA: 39			
PITCHER	IP	WLS	BF	H	R	ER	SO	BB	IBB	HBP	BLK	WP	HR	S	P	ERA	WHIP								
Omar Olivares, R ERA: 3.18 Shigetoshi Hasegawa, R ERA: 5.4 Greg Cadaret, L ERA: 4.15 Pep Harris, R ERA: 40.5 Troy Percival, R ERA: 5.14	6.0		26	8	3	3	7	3	0	0	0	0	2	54	99	4.50	1.833								

Toronto Blue Jays @ Anaheim Angels
Edison International Field, Anaheim, CA
Wed May 06 1998, 10:05 PM EDT
Att: 17,392 - Cloudy - 65 F

AB 35
R 6
H 10
RBI 5
BB 4
SO 11
LOB 19



Batter	1	2	3	4	5	6	7	8	9	AB	R	H	RBI	BB	SO	LOB	BOTTOM								
Darin Erstad, L OBP: 0.401, SLG: 0.612 (1, 7)	G6-3		G6-3					P5		5	1	2	0	0	0	1									
16 Garret Anderson, L OBP: 0.306, SLG: 0.417 (1, 9)	BB S 1B	HR 3B				G3-1		K		5	1	2	2	0	1	1									
Jim Edmonds, L OBP: 0.382, SLG: 0.527 (1, 8)	BB 1-2 BB	HR				1B G2-3 1B		K		4	1	2	2	1	1	1									
Cecil Fielder, R OBP: 0.370, SLG: 0.438 Norberto Martin, R OBP: 0.226, SLG: 0.233 (1, 3) (9, PR)						G2-3				4	0	1	0	1	2	2									
Dave Hollins, S OBP: 0.315, SLG: 0.412 (1, 5)	K					1B		F9		5	0	3	0	0	1	4									
Frank Bolick, S OBP: 0.341, SLG: 0.353 (1, 10)	K		G6-3			G3		K		5	0	0	0	0	2	8									
Matt Walbeck, S OBP: 0.342, SLG: 0.389 (1, 2)			F8			G4-3		K		4	0	0	0	0	1	1									
Carlos Garcia, R OBP: 0.243, SLG: 0.182 (1, 4)						G4-3		K		3	1	1	0	1	1	1									
Gary Disarcina, R OBP: 0.337, SLG: 0.423 (1, 6)			G1-3			G6-3		G5-3		4	1	1	1	0	0	1									
Inning Stats	R: 0 E: 0 K: 2 S: 15	H: 5 LOB: 1 BB: 1 P: 35	R: 0 E: 0 K: 1 S: 20	H: 1 LOB: 0 BB: 0 P: 15	R: 0 E: 0 K: 0 S: 11	H: 2 LOB: 0 BB: 0 P: 19	R: 0 E: 0 K: 2 S: 9	H: 1 LOB: 1 BB: 0 P: 14	R: 0 E: 0 K: 3 S: 13	H: 1 LOB: 1 BB: 0 P: 17	R: 0 E: 0 K: 1 S: 5	H: 0 LOB: 0 BB: 0 P: 8	R: 0 E: 0 K: 0 S: 12	H: 1 LOB: 1 BB: 0 P: 17	1B: 9 2B: 1 3B: 1 HR: 1	SF: 0 SAC: 0 DP: 0 HBP: 0	WP: 0 PB: 0 SB: 4 CS: 0	PA: 42							
PITCHER	IP	WLS	BF	H	R	ER	SO	BB	IBB	HBP	BLK	WP	HR	S	P	ERA	WHIP								
Erik Hanson, R ERA: 5.52 Kelvin Escobar, R ERA: 14.73 Dan Plesac, L ERA: 3.75 Randy Myers, L ERA: 1.54	6.0	W	4	0	0	0	3	0	0	0	0	0	0	10	14	0.00	0.000								

Toronto Blue Jays @ Anaheim Angels
Edison International Field, Anaheim, CA
Wed May 06 1998, 10:05 PM EDT
Att: 17,392 - Cloudy - 65 F

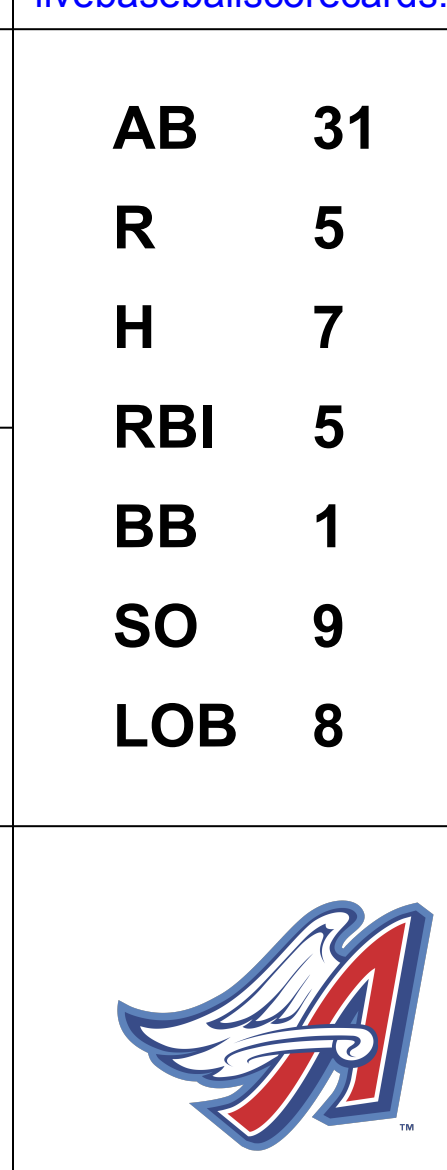
AB 39
R 5
H 12
RBI 5
BB 3
SO 9
LOB 20



Batter	1	2	3	4	5	6	7	8	9	AB R H RBI BB SO LOB	TOP									
Brian Hunter, R OBP: 0.333, SLG: 0.394 (1, 8)	G6-3		G6-3		B2-3		WP BB BB		P4	4 0 0 0 1 0 0	Detroit Tigers @ Anaheim Angels Edison International Field, Anaheim, CA Fri May 08 1998, 10:05 PM EDT Att: 31,064 - Cloudy - 64 F									
Joe Randa, R OBP: 0.276, SLG: 0.284 (1, 5)	K		F9		G6-3	1 SAFE 1 SAFE 1 SAFE	4-2 B FC5 WP 1-2 BB		2B	4 0 1 0 1 1 0										
Bobby Higginson, L OBP: 0.305, SLG: 0.549 (1, 9)	P6			WP 2B 1B	K				G4-3	4 1 1 0 1 1 1										
Tony Clark, S OBP: 0.277, SLG: 0.345 (1, 3)				1 SAFE 1 SAFE 1 SAFE 1 SAFE	K					4 1 1 1 0 1 4										
Damon Easley, R OBP: 0.390, SLG: 0.579 (1, 4) (8, 6)		HR	F8		1B 2B					4 1 1 1 0 0 3										
Luis Gonzalez, L OBP: 0.377, SLG: 0.485 (1, 7)		G4-3		2H 2B	K					3 0 1 0 1 1 1										
Joe Oliver, R OBP: 0.281, SLG: 0.367 (1, 2)		1B			1B BB				G4-6-3	2 0 1 0 2 0 1										
Deivi Cruz, R OBP: 0.241, SLG: 0.286 (8, PH) Frank Catalanotto, L OBP: 0.306, SLG: 0.323 (8, 4)		K			FC5-4 BB				4-3	3 0 1 1 0 1 3 1 0 0 0 0 0 0										
Kimera Batee, R OBP: 0.214, SLG: 0.429 Andy Tomberlin, L OBP: 0.389, SLG: 0.485 (9, PH)			B2-3	1-2	FC6-4 1B				F7	3 0 0 0 0 1 2 1 0 0 0 0 0 0										
Inning Stats	R: 0 E: 0 K: 1 S: 8	H: 0 LOB: 0 BB: 0 P: 14	R: 1 E: 0 K: 1 S: 15	H: 2 LOB: 1 BB: 0 P: 23	R: 0 E: 0 K: 0 S: 5	H: 0 LOB: 0 BB: 0 P: 7	R: 2 E: 0 K: 2 S: 17	H: 3 LOB: 2 BB: 1 P: 28	R: 0 E: 0 K: 1 S: 7	H: 1 LOB: 2 BB: 1 P: 16		R: 0 E: 0 K: 0 S: 12	H: 0 LOB: 3 BB: 3 P: 27	R: 0 E: 0 K: 0 S: 5	H: 0 LOB: 0 BB: 1 P: 14	R: 0 E: 0 K: 0 S: 11	H: 1 LOB: 1 BB: 0 P: 14	1B: 3 2B: 2 3B: 1 HR: 1	SF: 0 SAC: 0 DP: 1 HBP: 0	WP: 2 PB: 0 SB: 0 CS: 0
PITCHER	IP WLS BF H R ER SO BB IBB HBP BLK WP HR S P ERA WHIP											IP WLS BF H R ER SO BB IBB HBP BLK WP HR S P ERA WHIP								
Allen Watson, L ERA: 6.41 Rich DeLucia, R ERA: 5.74 Pep Harris, R ERA: 11.57 Troy Percival, R ERA: 4.8	(1, 1) (7, 1) (7, 1) (9, 1)	6.0 0.1 1.2 1.0	W 4 5 S	26 0 0 4	H 0 0 1	R 3 0 0	ER 3 0 0	SO 5 1 0	BB 2 3 0	IBB 0 0 0	HBP 0 0 0	BLK 0 0 0	WP 1 0 0	HR 1 8 9	S 61 8 22	P 99 19 0	ERA 4.50 0.00 0.00 0.00	WHIP 1.333 9.000 0.600 1.000		

Batter	1	2	3	4	5	6	7	8	9	AB R H RBI BB SO LOB	BOTTOM									
Darin Erstad, L OBP: 0.397, SLG: 0.623 (1, 3)	K	G6-3			G4-3		HR			4 1 1 1 0 1 0	Detroit Tigers @ Anaheim Angels Edison International Field, Anaheim, CA Fri May 08 1998, 10:05 PM EDT Att: 31,064 - Cloudy - 64 F									
16 Garret Anderson, L OBP: 0.304, SLG: 0.412 (1, 7)	1B 2B 1B	G3-1			G4-3		K			4 1 1 0 0 1 0										
Jim Edmonds, L OBP: 0.378, SLG: 0.526 (1, 8)	K				G4-3				G3-1	4 0 1 0 0 1 1										
Cecil Fielder, R OBP: 0.374, SLG: 0.457 (1, 10)	2B 1B				K				6-3	4 1 2 0 0 1 1										
Dave Hollins, S OBP: 0.313, SLG: 0.402 (1, 5)	2B BB				F9				K	3 1 0 0 1 2 2										
Matt Walbeck, S OBP: 0.341, SLG: 0.400 (1, 2)	1B 2B				G4-3				G3	3 1 1 3 0 0 2										
Damon Mashore, R OBP: 0.397, SLG: 0.471 (1, 9)		1B			L1				K	3 0 1 1 0 1 1										
Craig Shipley, R OBP: 0.150, SLG: 0.105 (1, 4)	P3				G1-4-3				G5-3	3 0 0 0 0 0 1										
Gary Disarcina, R OBP: 0.327, SLG: 0.410 (1, 6)		K			P6				K	3 0 0 0 0 2 0										
Inning Stats	R: 4 E: 0 K: 2 S: 21	H: 4 LOB: 1 BB: 1 P: 35	R: 0 E: 0 K: 1 S: 8	H: 0 LOB: 0 BB: 0 P: 9	R: 0 E: 0 K: 1 S: 8	H: 1 LOB: 1 BB: 0 P: 12	R: 0 E: 0 K: 0 S: 6	H: 0 LOB: 0 BB: 0 P: 8	R: 0 E: 0 K: 2 S: 9	H: 1 LOB: 1 BB: 0 P: 13		R: 1 E: 0 K: 2 S: 10	H: 1 LOB: 0 BB: 0 P: 14	R: 0 E: 0 K: 1 S: 9	H: 0 LOB: 0 BB: 0 P: 15	1B: 3 2B: 2 3B: 1 HR: 1	SF: 0 SAC: 0 DP: 0 HBP: 0	WP: 0 PB: 0 SB: 1 CS: 0	PA: 32	
PITCHER	IP WLS BF H R ER SO BB IBB HBP BLK WP HR S P ERA WHIP											IP WLS BF H R ER SO BB IBB HBP BLK WP HR S P ERA WHIP								
Brian Moehler, R ERA: 4.88 44 Sean Runyan, L ERA: 5.23 Doug Bochtler, R ERA: 8.03	(1, 1) (7, 1) (8, 1)	6.2 0.2 0.2	L 2 2	28 0 0	H 0 0	R 0 0	ER 5 0 0	SO 7 1 1	BB 1 0 0	IBB 0 0 0	HBP 0 0 0	BLK 0 0 0	WP 0 0 0	HR 1 6 6	S 63 9 9	P 94 9 9	ERA 6.75 0.00 0.00	WHIP 1.200 0.000 0.000		


AB	33
R	3
H	7
RBI	3
BB	6
SO	6
LOB	15



Batter	1	2	3	4	5	6	7	8	9	AB	R	H	RBI	BB	SO	LOB	TOP								
Brian Hunter, R OBP: 0.329, SLG: 0.386 (1, 8)	G6-3		K			K2-3		L9	WP HBP 1B	5	0	1	0	0	2	2									
Joe Randa, R OBP: 0.288, SLG: 0.303 (1, 5)	G4-3		L1-3				1B 3B		WP HBP 1-2	3	1	1	0	1	0	1									
Bobby Higginson, L OBP: 0.398, SLG: 0.539 Kimera Barteo, R OBP: 0.235, SLG: 0.375 (4, PH) (4, 9)	K			K		G6-3			K	1	0	0	0	0	1	0									
Tony Clark, S OBP: 0.282, SLG: 0.336 (1, 3)		K		K			1B BB			3	1	0	0	2	2	2									
Damon Easley, R OBP: 0.383, SLG: 0.559 (1, 4)	K				G6-3		1B BB		G4-3	4	0	0	0	1	2	3									
Jeff Manto, R OBP: 0.235, SLG: 0.233 (1, 10)		HR 1B					K			5	3	3	1	0	2	6									
Luis Gonzalez, L OBP: 0.381, SLG: 0.515 (1, 7)		HR				K			K	4	1	2	4	0	2	0									
Joe Oliver, R OBP: 0.279, SLG: 0.406 (1, 2)		HR			G6-4-3					4	1	1	1	0	1	3									
Deivi Cruz, R OBP: 0.273, SLG: 0.344 (1, 6)									G6-3	4	0	2	0	0	1	0									
Inning Stats	R: 0 E: 0 K: 1 S: 7	H: 0 LOB: 0 BB: 0 P: 7	R: 2 E: 0 K: 2 S: 13	H: 2 LOB: 0 BB: 0 P: 23	R: 0 E: 0 K: 1 S: 7	H: 1 LOB: 0 BB: 0 P: 11	R: 0 E: 0 K: 2 S: 8	H: 0 LOB: 0 BB: 0 P: 12	R: 1 E: 0 K: 2 S: 15	H: 2 LOB: 1 BB: 0 P: 21	R: 2 E: 0 K: 2 S: 18	H: 2 LOB: 2 BB: 2 P: 35	R: 0 E: 0 K: 1 S: 7	H: 0 LOB: 2 BB: 2 P: 19	R: 2 E: 0 K: 1 S: 13	H: 2 LOB: 0 BB: 0 P: 20	R: 0 E: 0 K: 3 S: 12	H: 1 LOB: 3 BB: 1 P: 24	1B: 5 2B: 2 HR: 3	SF: 0 SAC: 0 DP: 2 HBP: 1	WP: 2 PB: 0 SB: 1 CS: 0	PA: 42			
PITCHER	IP	WLS	BF	H	R	ER	SO	BB	IBB	HBP	BLK	WP	HR	S	P	ERA	WHIP								
Chuck Finley, L ERA: 2.41 (1, 1)	5.2	L	25	7	5	5	9	2	0	0	0	1	1	65	104	7.94	1.588								
Shigetoshi Hasegawa, R ERA: 5.71 (6, 1)	2.1		11	2	2	2	3	2	0	0	0	0	2	23	44	7.71	1.714								
Greg Cadaret, L ERA: 3.38 (9, 1)	1.0		6	1	0	0	3	1	0	1	0	1	0	12	24	0.00	2.000								

Detroit Tigers @ Anaheim Angels
Edison International Field, Anaheim, CA
Sat May 09 1998, 10:05 PM EDT
Att: 42,409 - Cloudy - 66 F


AB	36
R	7
H	10
RBI	6
BB	5
SO	15
LOB	20



Batter	1	2	3	4	5	6	7	8	9	AB	R	H	RBI	BB	SO	LOB	BOTTOM								
Darin Erstad, L OBP: 0.394, SLG: 0.613 (1, 7)	G1-3		K					F9		4	0	1	0	0	1	0									
16 Garret Anderson, L OBP: 0.303, SLG: 0.407 (1, 9)			F7				1B		P3	4	0	1	0	0	1	2									
Tim Salmon, R OBP: 0.420, SLG: 0.615 (1, 10)	G5-4-3						1B			4	0	1	0	0	1	1									
Jim Edmonds, L OBP: 0.374, SLG: 0.525 (1, 8)		K		K		K			1B 2B	4	1	1	0	0	3	1									
Cecil Fielder, R OBP: 0.378, SLG: 0.458 (1, 3)		2B 1B		K				F8	WP 1B 1B	4	1	2	0	0	1	1									
Dave Hollins, S OBP: 0.319, SLG: 0.413 (1, 5)				K				F9	WP 1B 1B	4	1	2	1	0	1	1									
Matt Walbeck, S OBP: 0.337, SLG: 0.392 (1, 2)		K			G4-3			L6	G1-6-3 1B	4	0	1	2	0	1	2									
Norberto Martin, R OBP: 0.237, SLG: 0.244 (1, 4)		G1-3					1B 1B		G1-6-3	4	0	2	0	0	0	3									
Gary Disarcina, R OBP: 0.315, SLG: 0.394 (1, 6)			G1-3				L9			4	0	0	0	0	1	2									
Inning Stats	R: 0 E: 0 K: 0 S: 5	H: 1 LOB: 0 BB: 0 P: 5	R: 0 E: 0 K: 2 S: 10	H: 2 LOB: 2 BB: 0 P: 16	R: 0 E: 0 K: 1 S: 7	H: 0 LOB: 0 BB: 0 P: 10	R: 0 E: 0 K: 3 S: 14	H: 1 LOB: 1 BB: 0 P: 19	R: 0 E: 0 K: 1 S: 12	H: 2 LOB: 2 BB: 0 P: 17	R: 0 E: 0 K: 1 S: 7	H: 0 LOB: 0 BB: 0 P: 9	R: 0 E: 0 K: 1 S: 7	H: 1 LOB: 1 BB: 0 P: 9	R: 0 E: 0 K: 1 S: 7	H: 0 LOB: 0 BB: 0 P: 9	R: 3 E: 0 K: 1 S: 10	H: 4 LOB: 0 BB: 0 P: 16	1B: 9 2B: 2 HR: 0	SF: 0 SAC: 0 DP: 2 HBP: 0	WP: 1 PB: 0 SB: 0 CS: 0	PA: 36			
PITCHER	IP	WLS	BF	H	R	ER	SO	BB	IBB	HBP	BLK	WP	HR	S	P	ERA	WHIP								
Frank Castillo, R ERA: 10.22 (1, 1)	8.0	W	33	10	3	3	9	0	0	0	0	0	0	73	99	3.38	1.250								
Bryce Florie, R ERA: 3.95 (9, 1)	1.0		3	1	0	0	1	0	0	0	0	1	0	7	11	0.00	1.000								

Detroit Tigers @ Anaheim Angels
Edison International Field, Anaheim, CA
Sat May 09 1998, 10:05 PM EDT
Att: 42,409 - Cloudy - 66 F

AB	36
R	3
H	11
RBI	3
BB	0
SO	10
LOB	13



Batter	1	2	3	4	5	6	7	8	9	AB	R	H	RBI	BB	SO	LOB	TOP																	
Brian Hunter, R OBP: 0.327, SLG: 0.378 (1, 8)										3	0	0	0	1	2	0	Detroit Tigers @ Anaheim Angels Edison International Field, Anaheim, CA Sun May 10 1998, 10:05 PM EDT Att: 20,354 - Cloudy - 67 F																	
Joe Randa, R OBP: 0.301, SLG: 0.311 (1, 5)										3	0	2	0	1	1	1																		
Bobby Higginson, L OBP: 0.394, SLG: 0.529 (1, 9)										4	0	1	0	0	1	1																		
Tony Clark, S OBP: 0.281, SLG: 0.333 (1, 3)										4	0	1	0	0	0	3																		
Luis Gonzalez, L OBP: 0.377, SLG: 0.514 (1, 7)										4	1	1	0	0	0	1																		
Damon Easley, R OBP: 0.386, SLG: 0.557 (7, 6)										4	0	2	1	0	1	0																		
Andy Tomberlin, L OBP: 0.350, SLG: 0.432 (1, 10)										4	0	0	0	0	2	2																		
Paul Bako, L OBP: 0.471, SLG: 0.467 (9, PR)										4	0	2	0	0	2	1																		
Deivi Cruz, R OBP: 0.257, SLG: 0.324 (7, PH)										2	0	0	0	0	0	1																		
Frank Catalanotto, L OBP: 0.316, SLG: 0.464 (7, 4)										2	1	1	1	0	0	1																		
Inning Stats	R: 0 E: 0 K: 2 S: 10	H: 1 LOB: 1 BB: 0 P: 14	R: 0 E: 0 K: 2 S: 11	H: 1 LOB: 1 BB: 0 P: 17	R: 0 E: 0 K: 0 S: 11	H: 1 LOB: 2 BB: 1 P: 20	R: 0 E: 0 K: 0 S: 9	H: 0 LOB: 0 BB: 0 P: 15	R: 0 E: 0 K: 1 S: 8	H: 1 LOB: 1 BB: 1 P: 14	R: 1 E: 0 K: 0 S: 7	H: 2 LOB: 1 BB: 0 P: 13	R: 1 E: 0 K: 2 S: 11	H: 2 LOB: 0 BB: 0 P: 19	R: 0 E: 0 K: 0 S: 7	H: 1 LOB: 0 BB: 0 P: 12	R: 0 E: 0 K: 2 S: 14	H: 1 LOB: 1 BB: 0 P: 21	1B: 8 2B: 1 3B: 0 HR: 1	SF: 0 SAC: 0 DP: 1 HBP: 0	WP: 0 PB: 2 SB: 2 CS: 2	PA: 37												
PITCHER	IP WLS BF H R ER SO BB IBB HBP BLK WP HR S P ERA WHIP	6.2 W 29 8 2 2 7 2 0 0 0 0 1 66 108 2.70 1.500	1.1 3 1 0 0 0 0 0 0 0 0 0 0 8 16 0.00 0.750	1.0 S 4 1 0 0 2 0 0 0 0 0 0 14 21 0.00 1.000											IP WLS BF H R ER SO BB IBB HBP BLK WP HR S P ERA WHIP	6.2 L 24 6 3 3 3 3 1 0 0 0 0 5 11 0.00 3.000	0.1 2 0 0 0 0 0 0 0 0 0 0 0 6 14 27.00 6.000	0.1 3 1 1 1 0 0 0 0 0 0 0 0 6 15 0.00 0.000	2.2 9 0 0 0 0 0 0 1 0 0 0 1 0 15 27 0.00 0.000											IP WLS BF H R ER SO BB IBB HBP BLK WP HR S P ERA WHIP	4.2 L 24 6 3 3 3 3 1 0 0 0 0 5 11 0.00 3.000	0.1 2 0 0 0 0 0 0 0 0 0 0 0 6 14 27.00 6.000	0.1 3 1 1 1 0 0 0 0 0 0 0 0 6 15 0.00 0.000	2.2 9 0 0 0 0 0 0 1 0 0 0 1 0 15 27 0.00 0.000

Batter	1	2	3	4	5	6	7	8	9	AB	R	H	RBI	BB	SO	LOB	BOTTOM			
Darin Erstad, L OBP: 0.388, SLG: 0.599 (1, 7)										5	1	1	0	0	1	2	Detroit Tigers @ Anaheim Angels Edison International Field, Anaheim, CA Sun May 10 1998, 10:05 PM EDT Att: 20,354 - Cloudy - 67 F			
16 Garret Anderson, L OBP: 0.295, SLG: 0.400 (1, 9)										5	0	1	0	0	0	3				
Tim Salmon, R OBP: 0.400, SLG: 0.580 (1, 10)										4	0	0	0	0	0	4				
Jim Edmonds, L OBP: 0.378, SLG: 0.521 (1, 8)										3	1	1	1	1	0	0				
Cecil Fielder, R OBP: 0.374, SLG: 0.460 (1, 3)										4	0	1	2	0	0	2				
Dave Hollins, S OBP: 0.331, SLG: 0.415 (1, 5)										2	0	1	0	2	0	0				
Phil Nevin, R OBP: 0.361, SLG: 0.451 (1, 2)										1	0	0	0	3	0	0				
Carlos Garcia, R OBP: 0.231, SLG: 0.171 (1, 4)										2	0	0	0	0	2	4				
Frank Bolick, S OBP: 0.333, SLG: 0.343 (5, PH)										1	0	0	0	0	0	3				
Norberto Martin, R OBP: 0.234, SLG: 0.242 (6, 4)										1	0	0	0	0	0	0				
Gary Disarcina, R OBP: 0.330, SLG: 0.402 (1, 6)										3	2	2	0	1	0	0				
Inning Stats	R: 0 E: 0 K: 0 S: 7	H: 0 LOB: 0 BB: 0 P: 7	R: 0 E: 0 K: 1 S: 10	H: 0 LOB: 2 BB: 2 P: 21	R: 0 E: 0 K: 1 S: 10	H: 1 LOB: 1 BB: 0 P: 13	R: 0 E: 0 K: 1 S: 18	H: 1 LOB: 2 BB: 1 P: 31	R: 3 E: 0 K: 0 S: 25	H: 4 LOB: 3 BB: 2 P: 47	R: 1 E: 0 K: 0 S: 8	H: 1 LOB: 2 BB: 2 P: 22	R: 0 E: 0 K: 0 S: 3	H: 0 LOB: 0 BB: 0 P: 5	R: 0 E: 0 K: 0 S: 10	H: 0 LOB: 0 BB: 0 P: 14	1B: 6 2B: 1 3B: 0 HR: 0	SF: 0 SAC: 0 DP: 0 HBP: 0	WP: 1 PB: 1 SB: 2 CS: 0	PA: 38
PITCHER	IP WLS BF H R ER SO BB IBB HBP BLK WP HR S P ERA WHIP	4.2 L 24 6 3 3 3 3 1 0 0 0 0 5 11 0.00 3.000	0.1 2 0 0 0 0 0 0 0 0 0 0 0 6 14 27.00 6.000	0.1 3 1 1 1 0 0 0 0 0 0 0 0 6 15 0.00 0.000											IP WLS BF H R ER SO BB IBB HBP BLK WP HR S P ERA WHIP	4.2 L 24 6 3 3 3 3 1 0 0 0 0 5 11 0.00 3.000	0.1 2 0 0 0 0 0 0 0 0 0 0 0 6 14 27.00 6.000	0.1 3 1 1 1 0 0 0 0 0 0 0 0 6 15 0.00 0.000	2.2 9 0 0 0 0 0 0 1 0 0 0 1 0 15 27 0.00 0.000	

AB 34
R 2
H 10
RBI 2
BB 2
SO 9
LOB 11



AB 31
R 4
H 7
RBI 3
BB 7
SO 3
LOB 18



Batter	1	2	3	4	5	6	7	8	9	AB	R	H	RBI	BB	SO	LOB	TOP										
Damon Mashore, R OBP: 0.397, SLG: 0.441	P4		G4-3	1B		HBP		G5-3		4	0	2	1	0	0	1											
Jim Edmonds, L OBP: 0.394, SLG: 0.500	K		G4-3	G6-3		F7		F7		5	0	0	1	0	1	4											
Darin Erstad, L OBP: 0.394, SLG: 0.604	1B		F8		HR			G4-3	K	5	1	2	1	0	1	1											
Tim Salmon, R OBP: 0.379, SLG: 0.538	F7		K		G3-1			K	G3-1	5	0	1	0	0	2	2											
Cecil Fielder, R OBP: 0.372, SLG: 0.470		CS		HR	K			K		4	1	2	1	1	2	1											
Dave Hollins, S OBP: 0.324, SLG: 0.397	K			K	G3-1			G5-3	P5	5	0	0	0	0	2	3											
Phil Nevin, R OBP: 0.362, SLG: 0.448	G5-3			1B	SH1-3				BB	3	2	1	0	1	0	1											
Randy Velarde, R OBP: 0.750, SLG: 1.667				HR				G6-3		3	3	2	1	1	0	0											
Norberto Martin, R OBP: 0.234, SLG: 0.242				1B	SH1-3				2B	0	0	0	0	0	0	0											
Gary Disarcina, R OBP: 0.344, SLG: 0.416			1B	PB	SH1-3			G4-3		3	1	2	3	0	0	0											
Inning Stats	R: 0 E: 0 K: 1 S: 10	H: 1 LOB: 1 BB: 0 P: 14	R: 0 E: 0 K: 1 S: 9	H: 0 LOB: 0 BB: 1 P: 16	R: 2 E: 0 K: 1 S: 15	H: 3 LOB: 1 BB: 0 P: 28	R: 3 E: 0 K: 1 S: 18	H: 4 LOB: 1 BB: 0 P: 25	R: 1 E: 0 K: 1 S: 19	H: 2 LOB: 1 BB: 0 P: 28	R: 0 E: 0 K: 2 S: 8	H: 0 LOB: 0 BB: 0 P: 14	R: 0 E: 0 K: 12 S: 12	H: 0 LOB: 0 BB: 0 P: 20	R: 2 E: 0 K: 10 S: 14	H: 1 LOB: 1 BB: 2 P: 26	R: 0 E: 0 K: 1 S: 8	H: 1 LOB: 1 BB: 0 P: 12	1B: 6 2B: 4 3B: 0 HR: 3	SF: 0 SAC: 1 DP: 1 HBP: 1	WP: 0 PB: 1 SB: 1 CS: 0	PA: 42					
PITCHER	IP	WLS	BF	H	R	ER	SO	BB	IBB	HBP	BLK	WP	HR	S	P	ERA	WHIP										
Mike Siroka, L ERA: 4.33	3.1	L	17	7	5	5	4	1	0	0	0	0	2	43	71	13.50	2.400										
James Baldwin, R ERA: 8.54	2.1		11	3	1	1	1	0	0	1	0	0	1	35	53	3.86	1.286										
Tom Fordham, L ERA: 8.8	1.1		4	0	0	0	2	0	0	0	0	0	0	13	21	0.00	0.000										
Tony Castillo, L ERA: 5.29	1.0		6	1	2	2	0	2	0	0	0	0	0	14	26	18.00	3.000										
Larry Casian, L ERA: 9.0	1.0		4	1	0	0	1	0	0	0	0	0	0	8	12	0.00	1.000										

Anaheim Angels @ Chicago White Sox
Comiskey Park, Chicago, IL
Wed May 13 1998, 8:05 PM EDT
Att: 13,498 - Unknown - 63 F

AB	37
R	8
H	12
RBI	8
BB	3
SO	8
LOB	13



Batter	1	2	3	4	5	6	7	8	9	AB	R	H	RBI	BB	SO	LOB	BOTTOM										
Ray Durham, S OBP: 0.384, SLG: 0.440	1B	P3		FC6-4		FC6-4		FC6-4		5	1	2	0	0	0	5											
Magglio Ordonez, R OBP: 0.282, SLG: 0.394	K2-3			FC6-4		G1-3			L7	5	1	1	0	0	1	5											
Frank Thomas, R OBP: 0.401, SLG: 0.485	G6-4-3		F8		FC4-6			P2		5	0	3	1	0	0	1											
Albert Belle, R OBP: 0.338, SLG: 0.515	G6-4-3		G3-1		K			K		4	0	1	1	0	2	2											
25 Jeff Abbott, R OBP: 0.276, SLG: 0.611			G3-1					F9		1	0	0	0	0	0	1											
Robin Ventura, L OBP: 0.385, SLG: 0.474		G3	G3-1		FC4-6			G4-3		5	0	1	0	0	0	3											
Wil Cordero, R OBP: 0.276, SLG: 0.431		1B	G6-3		F8			P4		3	1	0	0	1	0	3											
Mike Cameron, R OBP: 0.303, SLG: 0.291		2B		G6-3		FC6-4		FC6-4		3	0	2	0	1	0	0											
Chad Kreuter, S OBP: 0.391, SLG: 0.327				F9		FC6-4		F7		4	0	1	1	0	0	2											
Chris Snopek, R OBP: 0.314, SLG: 0.239				P6		FC6-4		L7		3	0	1	0	1	0	3											
Inning Stats	R: 1 E: 0 K: 1 S: 10	H: 2 LOB: 0 BB: 0 P: 18	R: 1 E: 0 K: 0 S: 16	H: 2 LOB: 2 BB: 1 P: 28	R: 1 E: 0 K: 0 S: 13	H: 2 LOB: 1 BB: 0 P: 21	R: 0 E: 0 K: 0 S: 10	H: 2 LOB: 2 BB: 0 P: 15	R: 0 E: 0 K: 1 S: 12	H: 1 LOB: 1 BB: 0 P: 18	R: 0 E: 0 K: 0 S: 9	H: 0 LOB: 2 BB: 2 P: 22	R: 0 E: 0 K: 1 S: 14	H: 1 LOB: 1 BB: 0 P: 23	R: 0 E: 0 K: 0 S: 7	H: 1 LOB: 1 BB: 0 P: 9	R: 0 E: 0 K: 0 S: 7	H: 1 LOB: 1 BB: 0 P: 9	1B: 8 2B: 4 3B: 0 HR: 0	SF: 0 SAC: 0 DP: 1 HBP: 0	WP: 0 PB: 1 SB: 1 CS: 0	PA: 41					
PITCHER	IP	WLS	BF	H	R	ER	SO	BB	IBB	HBP	BLK	WP	HR	S	P	ERA	WHIP										
Allen Watson, L ERA: 9.25	5.1	W	27	9	3	3	2	3	0	0	0	0	0	65	113	5.06	2.250										
Shigetoshi Hasegawa, R ERA: 4.95	2.2		10	2	0	0	1	0	0	0	0	0	0	26	41	0.00	0.750										
Rich DeLucia, R ERA: 6.4	1.0		4	1	0	0	0	0	0	0	0	0	0	7	9	0.00	1.000										

Anaheim Angels @ Chicago White Sox
Comiskey Park, Chicago, IL
Wed May 13 1998, 8:05 PM EDT
Att: 13,498 - Unknown - 63 F

AB	38
R	3
H	12
RBI	3
BB	3
SO	3
LOB	25



Batter	1	2	3	4	5	6	7	8	9	AB	R	H	RBI	BB	SO	LOB	TOP			
Darin Erstad, L (1, 7) OBP: 0.391, SLG: 0.595			F7			L5-3				4	0	1	1	0	1	1	Anaheim Angels @ Toronto Blue Jays SkyDome, Toronto, ON Thu May 14 1998, 7:05 PM EDT Att: 25,606 - Unknown - 72 F			
16 Garret Anderson, L (1, 9) OBP: 0.303, SLG: 0.401			G4-3							4	0	1	0	0	2	2				
Tim Salmon, R (1, 10) OBP: 0.364, SLG: 0.512	G5-3			L6			F8	F3		4	0	0	0	0	0	3				
Jim Edmonds, L (1, 8) OBP: 0.368, SLG: 0.500	F8									4	1	2	0	0	1	1				
Cecil Fielder, R (1, 3) OBP: 0.363, SLG: 0.456		F8		F2						4	0	0	0	0	1	2				
Dave Hollins, S (1, 5) OBP: 0.322, SLG: 0.393		F5			F5		P6			4	1	1	0	0	0	1				
Matt Walbeck, S (1, 2) OBP: 0.333, SLG: 0.386		P6			F9			F7		4	0	1	1	0	0	0				
Randy Velarde, R (1, 4) OBP: 0.667, SLG: 1.800										2	1	1	1	0	1	0				
Norberto Martin, R (6, 4) OBP: 0.240, SLG: 0.250									SF9	1	1	1	1	0	0	0				
Gary Disarcina, R (1, 6) OBP: 0.341, SLG: 0.410			F9			E5				4	0	1	0	0	1	1				
Inning Stats	R: 0 E: 0 K: 1 S: 9	H: 1 LOB: 1 BB: 0 P: 16	R: 0 E: 0 K: 0 S: 7	H: 0 LOB: 0 BB: 0 P: 12	R: 1 E: 0 K: 0 S: 9	H: 1 LOB: 0 BB: 0 P: 13	R: 0 E: 0 K: 1 S: 8	H: 0 LOB: 0 BB: 0 P: 14	R: 0 E: 0 K: 1 S: 8	H: 0 LOB: 0 BB: 0 P: 14	R: 0 E: 1 K: 1 S: 7	H: 1 LOB: 1 BB: 0 P: 13	R: 1 E: 0 K: 0 S: 11	H: 3 LOB: 2 BB: 0 P: 14	R: 2 E: 0 K: 1 S: 17	H: 3 LOB: 1 BB: 0 P: 27	1B: 7 2B: 2 3B: 0 HR: 1	SF: 1 SAC: 0 DP: 1 HBP: 0	WP: 0 PB: 0 SB: 0 CS: 0	PA: 36
PITCHER	IP WLS BF H R ER SO BB IBB HBP BLK WP HR S P ERA WHIP																			
Woody Williams, R (1, 1) ERA: 3.18	7.0	24	3	1	1	5	0	0	0	0	0	0	0	0	1	55	94	1.29	0.429	
Paul Quantrill, R (8, 1) ERA: 2.22	0.1	4	3	1	1	0	0	0	0	0	0	0	0	0	0	7	9	27.00	9.000	
Dan Plesac, L (8, 1) ERA: 3.6	0.1	1	0	0	0	1	0	0	0	0	0	0	0	0	0	3	4	0.00	0.000	
Kelvim Escobar, R (8, 1) ERA: 14.63	0.1	1	0	0	0	0	0	0	0	0	0	0	0	0	1	1	0.00	0.000		
Randy Myers, L (9, 1) ERA: 2.45	1.0	W 6	3	2	2	1	0	0	0	0	0	0	0	0	17	27	18.00	3.000		

Batter	1	2	3	4	5	6	7	8	9	AB	R	H	RBI	BB	SO	LOB	BOTTOM			
Shannon Stewart, R (1, 8) OBP: 0.355, SLG: 0.380		G6-3				G4-3		G6-3		5	0	0	0	0	2	4	Anaheim Angels @ Toronto Blue Jays SkyDome, Toronto, ON Thu May 14 1998, 7:05 PM EDT Att: 25,606 - Unknown - 72 F			
Juan Samuel, R (1, 7) OBP: 0.257, SLG: 0.226								G4-3		3	1	2	0	1	1	0				
Shawn Green, L (7, 9) OBP: 0.291, SLG: 0.399										1	0	0	0	0	0	1				
Jose Canseco, R (1, 9) OBP: 0.297, SLG: 0.486										1	1	0	0	3	1	2				
José Cruz Jr., S (7, PR) OBP: 0.291, SLG: 0.264										1	0	1	0	0	0	0				
Carlos Delgado, L (1, 3) OBP: 0.425, SLG: 0.534										5	1	1	0	0	3	5				
Mike Stanley, R (1, 10) OBP: 0.344, SLG: 0.409		G5-3								5	1	3	1	0	1	2				
Tony Fernandez, S (1, 4) OBP: 0.372, SLG: 0.424								F8		4	1	3	3	0	0	2				
5 Ed Sprague, R (1, 5) OBP: 0.289, SLG: 0.370				G6-3		G6-4-3				4	0	1	0	0	1	5				
Kevin Brown, R (1, 2) OBP: 0.444, SLG: 0.516						G1-3		L6		4	0	2	1	0	0	1				
Alex Gonzalez, R (1, 6) OBP: 0.280, SLG: 0.331		G3				F9		E5		4	0	0	0	0	1	3				
Inning Stats	R: 0 E: 0 K: 2 S: 10	H: 1 LOB: 1 BB: 1 P: 15	R: 1 E: 0 K: 0 S: 17	H: 3 LOB: 2 BB: 0 P: 26	R: 2 E: 0 K: 2 S: 14	H: 2 LOB: 1 BB: 1 P: 23	R: 0 E: 0 K: 3 S: 12	H: 1 LOB: 2 BB: 1 P: 23	R: 1 E: 0 K: 0 S: 15	H: 3 LOB: 1 BB: 0 P: 21	R: 0 E: 0 K: 1 S: 10	H: 0 LOB: 0 BB: 0 P: 15	R: 0 E: 1 K: 0 S: 8	H: 0 LOB: 1 BB: 0 P: 12	R: 1 E: 0 K: 0 S: 10	H: 2 LOB: 0 BB: 0 P: 15	1B: 9 2B: 3 3B: 0 HR: 1	SF: 0 SAC: 0 DP: 2 HBP: 0	WP: 0 PB: 0 SB: 5 CS: 1	PA: 41
PITCHER	IP WLS BF H R ER SO BB IBB HBP BLK WP HR S P ERA WHIP																			
Chuck Finley, L (1, 1) ERA: 2.74	6.1	31	10	4	4	9	4	0	0	0	0	0	0	0	84	136	5.68	2.211		
Pep Harris, R (7, 1) ERA: 6.23	1.1	6	1	0	0	1	0	0	0	0	0	0	0	12	19	0.00	0.750			
Mike Holtz, L (8, 1) ERA: 2.51	1.0	3	1	0	0	0	0	0	0	0	0	0	0	5	7	0.00	1.000			
Rich DeLucia, R (9, 1) ERA: 5.94	0.0	L 1	1	1	1	0	0	0	0	0	1	6	9	∞	∞					

Batter	1	2	3	4	5	6	7	8	9	AB	R	H	RBI	BB	SO	LOB	TOP								
Darin Erstad, L (1,3) OBP: 0.383, SLG: 0.580										4	0	0	0	0	1	2									
16 Garret Anderson, L (1,7) OBP: 0.302, SLG: 0.404										4	0	1	0	0	0	1									
Jim Edmonds, L (1,8)										4	0	0	0	0	1	3									
Cecil Fielder, R (1,10) OBP: 0.362, SLG: 0.449										2	0	0	0	1	0	0									
Phil Nevin, R (9,PH) OBP: 0.357, SLG: 0.441										1	0	0	0	0	0	1									
Frank Botick, S (1,5) OBP: 0.319, SLG: 0.308										3	0	0	0	1	1	1									
Matt Walbeck, S (1,2) OBP: 0.319, SLG: 0.368										4	0	0	0	0	2	3									
Damon Mashore, R (1,9) OBP: 0.380, SLG: 0.419										3	0	0	0	0	0	1									
Norberto Martin, R (1,4) OBP: 0.242, SLG: 0.253										3	1	1	0	0	1	0									
Gary Disarcina, R (1,6) OBP: 0.344, SLG: 0.412										2	0	1	0	0	0	0									
Craig Shipley, R (8,PH) OBP: 0.125, SLG: 0.087										1	0	0	0	0	0	0									
Inning Stats	R: 0 E: 0 K: 1 S: 8	H: 0 LOB: 0 BB: 0 P: 11	R: 0 E: 0 K: 1 S: 7	H: 0 LOB: 0 BB: 0 P: 11	R: 0 E: 0 K: 1 S: 8	H: 0 LOB: 0 BB: 0 P: 10	R: 0 E: 0 K: 0 S: 5	H: 0 LOB: 0 BB: 0 P: 6	R: 0 E: 0 K: 0 S: 7	H: 0 LOB: 0 BB: 0 P: 14	R: 1 E: 0 K: 1 S: 13	H: 2 LOB: 2 BB: 0 P: 19	R: 0 E: 0 K: 1 S: 9	H: 0 LOB: 1 BB: 1 P: 14	R: 0 E: 0 K: 0 S: 8	H: 0 LOB: 0 BB: 0 P: 10	R: 0 E: 0 K: 2 S: 13	H: 1 LOB: 2 BB: 1 P: 25	1B: 2 2B: 1 3B: 0 HR: 0	SF: 0 SAC: 0 DP: 0 HBP: 0	WP: 1 PB: 0 SB: 0 CS: 0	PA: 33			
PITCHER	IP	WLS	BF	H	R	ER	SO	BB	IBB	HBP	BLK	WP	HR	S	P	ERA	WHIP								
Pat Hentgen, R (1,1) ERA: 4.97	7.0	W	25	2	1	1	5	1	0	0	0	1	0	57	85	1.29	0.429								
Chris Carpenter, R (8,1) ERA: 4.88	2.0		8	1	0	0	2	1	0	0	0	0	0	21	35	0.00	1.000								

Anaheim Angels @ Toronto Blue Jays
SkyDome, Toronto, ON
Fri May 15 1998, 7:05 PM EDT
Att: 26,644 - Unknown - 77 F

AB	31
R	1
H	3
RBI	0
BB	2
SO	7
LOB	12



Batter	1	2	3	4	5	6	7	8	9	AB	R	H	RBI	BB	SO	LOB	BOTTOM								
Shannon Stewart, R (1,8) OBP: 0.363, SLG: 0.379										3	1	1	0	1	0	1									
Shawn Green, L (1,9) OBP: 0.295, SLG: 0.401										4	2	1	1	1	1	2									
Jose Canseco, R (1,7) OBP: 0.302, SLG: 0.483										3	1	1	1	1	0	1									
José Cruz Jr., S (8,8) OBP: 0.298, SLG: 0.264										0	0	0	0	1	0	0									
Carlos Delgado, L (1,3) OBP: 0.413, SLG: 0.526										5	1	1	0	0	0	5									
Mike Stanley, R (1,10) OBP: 0.346, SLG: 0.411										2	1	1	2	1	0	0									
Tony Fernandez, S (1,4) OBP: 0.383, SLG: 0.463										3	3	2	2	1	0	2									
5 Ed Sprague, R (1,5) OBP: 0.301, SLG: 0.377										3	0	2	1	1	0	0									
Darin Fletcher, L (1,2) OBP: 0.297, SLG: 0.408										4	0	1	2	0	1	2									
Alex Gonzalez, R (1,6) OBP: 0.280, SLG: 0.329										4	0	1	0	0	2	3									
Craig Grebeck, R (8,6) OBP: 0.433, SLG: 0.560										0	0	0	0	0	0	0									
Inning Stats	R: 4 E: 0 K: 1 S: 15	H: 3 LOB: 2 BB: 3 P: 31	R: 4 E: 0 K: 0 S: 16	H: 3 LOB: 1 BB: 2 P: 34	R: 0 E: 0 K: 0 S: 10	H: 1 LOB: 0 BB: 0 P: 14	R: 0 E: 0 K: 0 S: 10	H: 1 LOB: 1 BB: 1 P: 18	R: 0 E: 0 K: 0 S: 4	H: 0 LOB: 0 BB: 0 P: 8	R: 0 E: 0 K: 0 S: 5	H: 1 LOB: 1 BB: 0 P: 6	R: 1 E: 0 K: 2 S: 11	H: 2 LOB: 1 BB: 0 P: 20	R: 0 E: 0 K: 1 S: 8	H: 0 LOB: 1 BB: 1 P: 15	1B: 7 2B: 3 3B: 0 HR: 1	SF: 1 SAC: 0 DP: 2 HBP: 1	WP: 1 PB: 0 SB: 3 CS: 1	PA: 40					
PITCHER	IP	WLS	BF	H	R	ER	SO	BB	IBB	HBP	BLK	WP	HR	S	P	ERA	WHIP								
Ken Hill, R (1,1) ERA: 4.42	1.2	L	15	5	8	8	1	5	0	1	0	0	0	25	55	43.20	6.000								
Shigetoshi Hasegawa, R (2,1) ERA: 4.38	4.2		19	6	1	1	0	1	0	0	0	1	1	39	63	1.93	1.500								
Greg Cadaret, L (7,1) ERA: 4.91	1.2		6	0	0	0	3	1	0	0	0	0	0	15	28	0.00	0.600								

Anaheim Angels @ Toronto Blue Jays
SkyDome, Toronto, ON
Fri May 15 1998, 7:05 PM EDT
Att: 26,644 - Unknown - 77 F

AB	31
R	9
H	11
RBI	9
BB	7
SO	4
LOB	16



Batter	1	2	3	4	5	6	7	8	9	AB R H RBI BB SO LOB	TOP																
Darin Erstad, L (1, 7) OBP: 0.394, SLG: 0.582	1-0 FC6-4 1B		2-2 G3		4-0 BB	1-2 1B		2-1 CS	1-3 K	4 0 2 0 1 1 0	Anaheim Angels @ Detroit Tigers Tiger Stadium, Detroit, MI Sun May 17, 1998, 3:33 AM EDT Att. 13,476 - Sunny - 76 F																
Damon Mashore, R (1, 9) OBP: 0.373, SLG: 0.409 16 Garret Anderson, L (9, PH) OBP: 0.303, SLG: 0.408	0-1 FC6-4 1-2 1B		1-1 1B		2-3 K	2-3 K			0-2 1B	4 0 1 0 0 2 5 1 0 1 0 0 0 0																	
Tim Salmon, R (1, 10) OBP: 0.376, SLG: 0.549 Norberto Martin, R (9, PR) OBP: 0.240, SLG: 0.280	1-2 G6-4-3 1-2 1B		1-1 F9		0-0 P6		1-1 G5-3		1-0 1B	5 0 1 0 0 0 3 0 0 0 0 0 0 0																	
Cecil Fielder, R (1, 3) OBP: 0.358, SLG: 0.435		0-0 1B		3-1 PB WP 1B		0-0 F7	2-3 K		3-1 G6-4-3 1-2 1B	5 0 2 0 0 1 2																	
Dave Hollins, S (1, 5) OBP: 0.319, SLG: 0.387		0-0 L7		4-1 PB 1-2 BB		0-0 1B	3-3 K			3 1 1 0 1 1 1																	
Jim Edmonds, L (1, 8) OBP: 0.366, SLG: 0.535		1-3 K		0-3 K		0-0 1B		3-2 HR		4 2 2 2 0 2 3																	
Phil Nevin, R (1, 2) OBP: 0.365, SLG: 0.444		3-1 1B		2-3 K		0-0 1B	2-3 K			4 0 2 0 0 2 2																	
11 Justin Baughman, R (1, 4) OBP: 0.500, SLG: 0.500		0-1 L4		1-2 L8		3-1 1B	0-1 CS			4 0 2 1 0 0 4																	
Gary Disarcina, R (1, 6) OBP: 0.346, SLG: 0.425			0-1 G6-3		1-2 G4-3	0-0 P5		2-2 F9		4 0 0 0 0 0 3																	
Inning Stats	R: 0 E: 0 K: 0 S: 6	H: 1 LOB: 0 BB: 0 P: 8	R: 0 E: 0 K: 1 S: 9	H: 2 LOB: 2 BB: 0 P: 13	R: 0 E: 0 K: 0 S: 9	H: 1 LOB: 1 BB: 0 P: 13	R: 0 E: 0 K: 2 S: 12	H: 1 LOB: 2 BB: 1 P: 22	R: 0 E: 0 K: 1 S: 8	H: 0 LOB: 1 BB: 1 P: 15		R: 2 E: 0 K: 1 S: 13	H: 5 LOB: 3 BB: 0 P: 19	R: 0 E: 0 K: 2 S: 11	H: 0 LOB: 0 BB: 0 P: 17	R: 1 E: 0 K: 1 S: 13	H: 2 LOB: 2 BB: 0 P: 22	R: 0 E: 0 K: 1 S: 10	H: 2 LOB: 2 BB: 0 P: 15	1B: 12 2B: 1 3B: 0 HR: 1	SF: 0 SAC: 0 DP: 2 HBP: 0	WP: 1 PB: 1 SB: 0 CS: 0	PA: 41				
PITCHER	IP WLS BF H R ER SO BB IBB HBP BLK WP HR S P ERA WHIP											PITCHER	IP WLS BF H R ER SO BB IBB HBP BLK WP HR S P ERA WHIP														
Justin Thompson, L (1, 1) ERA: 4.13	6.0	29	10	2	2	5	2	0	0	0	0	1	0	57	90	3.00	2.000										
Bryce Florie, R (7, 1) ERA: 3.03	2.0	7	2	1	1	3	0	0	0	0	0	1	24	39	4.50	1.000											
Todd Jones, R (9, 1) ERA: 1.88	1.0	4	2	0	0	1	0	0	0	0	0	0	10	15	0.00	2.000											

Batter	1	2	3	4	5	6	7	8	9	AB R H RBI BB SO LOB	BOTTOM																
Brian Hunter, R (1, 8) OBP: 0.318, SLG: 0.352	0-2 L4		1-2 L3		2-2 B1-3		0-3 K			4 0 0 0 0 1 2	Anaheim Angels @ Detroit Tigers Tiger Stadium, Detroit, MI Sun May 17, 1998, 3:33 AM EDT Att. 13,476 - Sunny - 76 F																
Joe Randa, R (1, 5) OBP: 0.311, SLG: 0.317	1-2 L3		2-1 BB 1B HBP		0-0 F8			0-0 HR		3 2 1 1 0 0 0																	
Bobby Higginson, L (1, 9) OBP: 0.319, SLG: 0.551	2-1 G3		4-0 1B BB		4-1 G4-6-3 BB			4-2 WP BB BB		1 1 0 0 3 0 0																	
Tony Clark, S (1, 3) OBP: 0.303, SLG: 0.365 Andy Tomberlin, L (9, PR) OBP: 0.326, SLG: 0.400 Jeff Manto, R (9, 3) OBP: 0.243, SLG: 0.242		4-1 S BB	2-0 1B		1-1 G4-6-3 1-2 1B			4-1 1B WP BB		2 0 1 1 2 0 1 0 1 0 0 0 0 0 0 0 0 0 0 0 0																	
Luis Gonzalez, L (1, 7) OBP: 0.363, SLG: 0.468		0-0 F9	3-2 G1-3		0-0 F7			4-1 1B BB		3 0 0 0 1 0 3																	
Damion Easley, R (1, 4) OBP: 0.404, SLG: 0.588		3-2 P2		2-2 P3			1-2 CS 1B	2-3 K		4 0 1 0 0 1 4																	
Frank Catalanotto, L (1, 10) OBP: 0.462, SLG: 0.462 Bip Roberts, S (8, PH) OBP: 0.360, SLG: 0.243		4-2 BB		1-3 K			0-0 L6	0-1 1B		2 0 0 0 1 1 1 1 0 1 1 0 0 0																	
Paul Bako, L (1, 2) OBP: 0.400, SLG: 0.520		2-0 G4-3		2-3 K			4-2 BB 1-2 BB	0-0 SF7		2 0 0 1 1 1 2																	
Deivi Cruz, R (1, 6) OBP: 0.246, SLG: 0.291			3-2 G4-3		0-0 G6-3		4-0 BB	1-2 F8		3 0 0 0 1 0 2																	
Inning Stats	R: 0 E: 0 K: 0 S: 8	H: 0 LOB: 0 BB: 0 P: 11	R: 0 E: 0 K: 0 S: 8	H: 0 LOB: 2 BB: 2 P: 21	R: 1 E: 0 K: 0 S: 11	H: 1 LOB: 1 BB: 1 P: 26	R: 0 E: 0 K: 2 S: 9	H: 0 LOB: 0 BB: 0 P: 14	R: 0 E: 0 K: 0 S: 5	H: 0 LOB: 0 BB: 0 P: 7		R: 0 E: 0 K: 0 S: 4	H: 0 LOB: 0 BB: 1 P: 9	R: 0 E: 0 K: 1 S: 13	H: 1 LOB: 2 BB: 2 P: 22	R: 3 E: 0 K: 1 S: 14	H: 2 LOB: 2 BB: 3 P: 29	1B: 3 2B: 0 3B: 0 HR: 1	SF: 1 SAC: 0 DP: 1 HBP: 1	WP: 1 PB: 0 SB: 1 CS: 1	PA: 36						
PITCHER	IP WLS BF H R ER SO BB IBB HBP BLK WP HR S P ERA WHIP											PITCHER	IP WLS BF H R ER SO BB IBB HBP BLK WP HR S P ERA WHIP														
Omar Olivares, R (1, 1) ERA: 3.15	6.2	26	2	1	1	2	5	0	1	0	0	0	1	54	102	1.35	1.050										
Pep Harris, R (7, 1) ERA: 6.0	0.1	3	1	1	1	1	1	0	0	0	0	0	5	9	27.00	6.000											
Mike Holtz, L (8, 1) ERA: 3.68	0.0	1	0	0	0	0	1	0	0	0	0	0	2	6	∞	∞											
Rich DeLucia, R (8, 1) ERA: 6.11	1.0	6	1	2	2	1	2	0	0	0	1	0	11	22	18.00	3.000											

Batter	1	2	3	4	5	6	7	8	9	AB	R	H	RBI	BB	SO	LOB	TOP										
Jim Edmonds, L (1, 8) OBP: 0.360, SLG: 0.521	L9		F7		G1-3		F8			4	0	0	0	0	0	1	Anaheim Angels @ Detroit Tigers Tiger Stadium, Detroit, MI Mon May 18, 1998, 7:05 PM EDT Att: 10,236 - Cloudy - 88 F										
11 Justin Baughman, R (1, 4) OBP: 0.375, SLG: 0.375	G4-3		1B		G6-3		P3			4	0	1	0	0	0	0											
Darin Erstad, L (1, 7) OBP: 0.393, SLG: 0.578 Damon Mashore, R (7, 9) OBP: 0.368, SLG: 0.403	K		1B		L8		F9			3	0	1	0	0	1	0											
Tim Salmon, R (1, 10) OBP: 0.369, SLG: 0.538 Frank Bolick, S (6, PH) OBP: 0.327, SLG: 0.300		F7	L9		G3		BB			2	0	0	0	0	2	0											
Cecil Fielder, R (1, 3) OBP: 0.358, SLG: 0.440 Phil Nevin, R (7, 3) OBP: 0.360, SLG: 0.438		16 E	P4		P3		K			3	1	1	0	0	2	0											
16 Garrett Anderson, L (1, 9) OBP: 0.296, SLG: 0.398		E3			F9		P5			4	0	0	0	0	0	0											
Dave Hollins, S (1, 5) OBP: 0.325, SLG: 0.410 Norberto Martin, R (9, PH) OBP: 0.238, SLG: 0.277		1B	1B		HR		G3			2	1	1	1	1	0	0											
Matt Walbeck, S (1, 2) OBP: 0.320, SLG: 0.396		1B	1B		K		L8			4	0	2	0	0	1	0											
Gary Disarcina, R (1, 6) OBP: 0.348, SLG: 0.426 Craig Shipley, R (6, 6) OBP: 0.154, SLG: 0.120		1B	1B		F8		1B			2	0	1	0	0	0	0											
										2	0	1	0	0	0	1											
Inning Stats	R: 0 E: 0 K: 1 S: 7	H: 0 LOB: 0 BB: 0 P: 9	R: 1 E: 1 K: 0 S: 12	H: 3 LOB: 2 BB: 1 P: 18	R: 0 E: 0 K: 0 S: 12	H: 2 LOB: 2 BB: 0 P: 19	R: 1 E: 0 K: 1 S: 13	H: 1 LOB: 0 BB: 0 P: 19	R: 0 E: 0 K: 0 S: 10	H: 0 LOB: 0 BB: 0 P: 16	R: 0 E: 0 K: 0 S: 6	H: 0 LOB: 0 BB: 0 P: 8	R: 0 E: 0 K: 0 S: 4	H: 1 LOB: 1 BB: 0 P: 6	R: 0 E: 0 K: 1 S: 11	H: 0 LOB: 1 BB: 1 P: 19	R: 0 E: 0 K: 0 S: 7	H: 1 LOB: 1 BB: 0 P: 10	1B: 5 2B: 1 3B: 1 HR: 1	SF: 0 SAC: 0 DP: 0 HBP: 0	WP: 0 PB: 0 SB: 0 CS: 0	PA: 36					
PITCHER	IP	WLS	BF	H	R	ER	SO	BB	IBB	HBP	BLK	WP	HR	S	P	ERA	WHIP										
Brian Moehler, R (1, 1) ERA: 4.39	7.0	W	28	7	2	2	2	1	0	0	0	0	1	64	95	2.57	1.143										
Roberto Duran, L (8, 1) ERA: 4.15	1.0		4	0	0	0	1	1	0	0	0	0	0	11	19	0.00	1.000										
Doug Bochler, R (9, 1) ERA: 6.91	1.0		4	1	0	0	0	0	0	0	0	0	0	7	10	0.00	1.000										

Batter	1	2	3	4	5	6	7	8	9	AB	R	H	RBI	BB	SO	LOB	BOTTOM										
Brian Hunter, R (1, 8) OBP: 0.330, SLG: 0.376	G4-3	P6		S	WP			FC5-4		6	3	4	0	0	0	3	Anaheim Angels @ Detroit Tigers Tiger Stadium, Detroit, MI Mon May 18, 1998, 7:05 PM EDT Att: 10,236 - Cloudy - 88 F										
Big Roberts, S (1, 10) OBP: 0.370, SLG: 0.253	G4-3	HBP		BB	SF8		K	L5		5	3	2	1	1	1	3											
Bobby Higginson, L (1, 9) OBP: 0.324, SLG: 0.554		1B		BB	K		F7			3	0	1	1	1	1	3											
Tony Clark, S (1, 3) OBP: 0.308, SLG: 0.367 Jeff Manto, R (7, PH) OBP: 0.265, SLG: 0.265	G6-3	1B		BB	SF9		G6-3	1B		2	0	1	4	1	0	1											
Damon Easley, R (1, 4) OBP: 0.410, SLG: 0.612		G4-3		SF8	HR		G6-3	1B		3	1	2	3	1	0	2											
Luis Gonzalez, L (1, 7) OBP: 0.380, SLG: 0.462 Andy Tomberlin, L (7, PH) OBP: 0.318, SLG: 0.390	G1-3		G6-3	F7	1B		G6-3	1B		4	0	1	0	0	0	4											
Joe Randa, R (1, 5) OBP: 0.325, SLG: 0.329		1B	G5-4-3	BB	1B		L9			4	1	3	0	1	0	1											
Joe Oliver, R (1, 2) OBP: 0.289, SLG: 0.405		K	G5-4-3	F7	K		FC5-4	1B		5	0	1	0	0	2	7											
Deivi Cruz, R (1, 6) OBP: 0.279, SLG: 0.373 Frank Catalanotto, L (8, PH) OBP: 0.319, SLG: 0.450		HBP	1B	HR	2B		P3	K		4	3	3	1	0	0	0											
		1B		HR	1B					1	0	0	0	0	1	1											
Inning Stats	R: 1 E: 0 K: 0 S: 8	H: 2 LOB: 2 BB: 1 P: 17	R: 3 E: 0 K: 1 S: 16	H: 4 LOB: 0 BB: 0 P: 23	R: 0 E: 0 K: 0 S: 5	H: 1 LOB: 0 BB: 0 P: 9	R: 3 E: 0 K: 0 S: 17	H: 3 LOB: 3 BB: 3 P: 35	R: 4 E: 0 K: 2 S: 29	H: 5 LOB: 2 BB: 1 P: 45	R: 0 E: 0 K: 1 S: 11	H: 1 LOB: 0 BB: 0 P: 18	R: 0 E: 0 K: 0 S: 7	H: 2 LOB: 1 BB: 0 P: 9	R: 0 E: 0 K: 1 S: 9	H: 1 LOB: 1 BB: 0 P: 14	1B: 14 2B: 3 3B: 0 HR: 2	SF: 2 SAC: 0 DP: 2 HBP: 1	WP: 1 PB: 0 SB: 2 CS: 0	PA: 47							
PITCHER	IP	WLS	BF	H	R	ER	SO	BB	IBB	HBP	BLK	WP	HR	S	P	ERA	WHIP										
Allen Watson, L (1, 1) ERA: 7.17			10	7	7	1	0	2	0	0	0	0	1	33	58	21.00	4.000										
Rich DeLucia, R (4, 1) ERA: 7.45	1.2		12	4	4	4	1	3	0	0	0	1	1	36	62	21.60	4.200										
Greg Cadaret, L (5, 1) ERA: 3.38	3.1		14	5	0	0	3	0	0	0	0	0	0	33	50	0.00	1.500										

AB 34
R 2
H 8
RBI 1
BB 2
SO 3
LOB 7



Batter	1	2	3	4	5	6	7	8	9	10	AB	R	H	RBI	BB	SO	LOB	TOP							
Rickey Henderson, R OBP: 0.389, SLG: 0.379	(1, 8) 3-3 K		(1, 7) 3-2 F9		(1, 7) 2-2 S 1B			(1, 7) 4-2 FC2-6 BB	(1, 7) 1-0 SF8		3	0	1	1	1	1	0								
Jack Voigt, R OBP: 0.229, SLG: 0.186	(1, 7) 1-3 K		(1, 7) 2-2 G6-3		(1, 7) 2-2 G5-3			(1, 7) 0-1 FC2-6 WP	(1, 7) 4-2 3-H BB		4	0	0	0	0	1	2								
Jason McDonald, S OBP: 0.349, SLG: 0.330	(9, 8) 1-3 K		(9, 8) 2-2 G6-3		(9, 8) 1-2 G5-3			(9, 8) 1-2r FC2-6 WP	(9, 8) 1-2 BB		0	0	0	0	1	0	0								
Ben Grieve, L OBP: 0.403, SLG: 0.523	(1, 9) 2-0 E2 1B		(1, 9) 4-1 BB		(1, 9) 0-0 G4-3			(1, 9) 0-0 P2	(1, 9) 4-0 BB		3	0	0	0	2	0	1								
Mike Blowers, R OBP: 0.368, SLG: 0.461	(1, 5) 1-1 BB		(1, 5) 1-2 G4-3		(1, 5) 0-1 G5-3			(1, 5) 3-2 G5-3	(1, 5) 1-0 P4		5	0	1	0	0	0	5								
Jason Giambi, L OBP: 0.359, SLG: 0.414	(1, 3) 2-0 F7		(1, 3) 1-3 K		(1, 3) 2-3 K			(1, 3) 0-0 2B	(1, 3) 3-2 F7		5	1	1	0	0	2	2								
Kurt Abbott, R OBP: 0.351, SLG: 0.416	(1, 10) 1-1 BB		(1, 10) 2-2 G6-3		(1, 10) 1-3 K			(1, 10) 1-0 F7	(1, 10) 2-2 G5-3 1B		5	0	2	0	0	1	1								
Scott Spiezio, S OBP: 0.331, SLG: 0.430	(1, 4) 1-1 F8		(1, 4) 0-3 K		(1, 4) 0-0 E4			(1, 4) 4-2 2B 1B BB	(1, 4) 0-1 G5-3		4	1	0	0	1	2	2								
A.J. Hinch, R OBP: 0.244, SLG: 0.348	(1, 2) 0-1 F8		(1, 2) 0-3 K		(1, 2) 0-0 E4			(1, 2) 0-0 1B BB	(1, 2) 1-2 F8		3	0	0	0	0	1	1								
Mike Macfarlane, R OBP: 0.339, SLG: 0.418	(9, 2) 0-1 F8		(9, 2) 0-3 K		(9, 2) 0-0 E4			(9, 2) 1-3 2-H SF8 2B	(9, 2) 1-2 F8		2	1	1	1	0	0	1								
Rafael Bourquard, R OBP: 0.244, SLG: 0.313	(1, 6) 1-0 P4		(1, 6) 2-1 G6-3		(1, 6) 0-0 F8			(1, 6) 1-2 BB S	(1, 6) 2-3 2B		3	0	0	0	0	0	2								
Matt Stairs, L OBP: 0.429, SLG: 0.647	(9, PH) 1-0 P4		(9, PH) 2-1 G6-3		(9, PH) 0-0 F8			(9, PH) 2-3 2B	(9, PH) BB S		1	0	1	1	0	0	0								
Mark Bellhorn, S OBP: 0.333, SLG: 0.667	(9, 6) 1-0 P4		(9, 6) 2-1 G6-3		(9, 6) 0-0 F8			(9, 6) 2-3 2B	(9, 6) BB S		0	0	0	0	0	0	0								
Inning Stats	R: 0 E: 1 K: 2 S: 11	H: 1 LOB: 2 BB: 0 P: 20	R: 0 E: 0 K: 0 S: 7	H: 1 LOB: 1 BB: 0 P: 10	R: 0 E: 0 K: 0 S: 10	H: 0 LOB: 1 BB: 1 P: 20	R: 0 E: 0 K: 2 S: 9	H: 0 LOB: 0 BB: 0 P: 12	R: 0 E: 0 K: 1 S: 13	H: 1 LOB: 1 BB: 0 P: 19	R: 0 E: 0 K: 1 S: 6	H: 0 LOB: 0 BB: 0 P: 8	R: 0 E: 1 K: 2 S: 8	H: 0 LOB: 1 BB: 0 P: 9	R: 0 E: 0 K: 0 S: 14	H: 0 LOB: 1 BB: 1 P: 21	R: 0 E: 0 K: 0 S: 14	H: 3 LOB: 3 BB: 3 P: 30	R: 0 E: 0 K: 0 S: 17	H: 1 LOB: 1 BB: 0 P: 23	1B: 5 2B: 2 3B: 0 HR: 0	SF: 1 SAC: 0 DP: 0 HBP: 0	WP: 1 PB: 0 SB: 2 CS: 0	PA: 44	
PITCHER	IP	WLS	BF	H	R	ER	SO	BB	IBB	HBP	BLK	WP	HR	S	P	ERA	WHIP								
Chuck Finley, L ERA: 2.56	(1, 1) 8.0		32	4	1	1	8	2	0	0	0	1	0	79	120	1.12	0.750								
Troy Percival, R ERA: 4.91	(9, 1) 0.2		7	2	2	2	0	3	0	0	0	0	0	12	27	27.00	7.500								
Shigetoshi Hasegawa, R ERA: 4.15	(9, 1) 1.1	W	5	1	0	0	0	0	0	0	0	0	0	18	25	0.00	0.750								

Oakland Athletics @ Anaheim Angels
Edison International Field, Anaheim, CA
Tue May 19 1998, 10:05 PM EDT
Att: 17,275 - Unknown - 69 F

AB 38
R 3
H 7
RBI 3
BB 5
SO 8
LOB 17



Batter	1	2	3	4	5	6	7	8	9	10	AB	R	H	RBI	BB	SO	LOB	BOTTOM							
Darin Erstad, L OBP: 0.393, SLG: 0.573	(1, 7) 1-2 L3		(1, 7) 1-2 F7		(1, 7) 1-1 G4-3			(1, 7) 1-0 1B SF7 1B		(1, 7) 2-2 SH3 1B	5	2	2	0	0	0	1								
Jim Edmonds, L OBP: 0.358, SLG: 0.513	(1, 8) 2-2 G1-3		(1, 8) 2-3 K		(1, 8) 0-3 K			(1, 8) 1-3 2B 1B		(1, 8) 1-2 SH3	4	1	1	0	0	2	1								
Tim Salmon, R OBP: 0.371, SLG: 0.531	(1, 10) 0-0 P4		(1, 10) 2-3 K		(1, 10) 3-2 1B 1B			(1, 10) 3-2 SF7		(1, 10) 4-0 E	3	0	1	1	1	1	0								
Norberto Martin, R OBP: 0.238, SLG: 0.277	(10, PR) 0-0 P4		(10, PR) 2-3 K		(10, PR) 3-2 1B 1B			(10, PR) 3-2 SF7		(10, PR) 4-0 E	0	0	0	0	0	0	0								
Cecil Fielder, R OBP: 0.359, SLG: 0.442	(1, 3) 1-0 G5-3		(1, 3) 4-0 BB BB		(1, 3) 0-0 F9			(1, 3) 1-0 1B 2B		(1, 3) 2-2 E5	4	0	1	1	1	0	2								
Dave Hollins, S OBP: 0.335, SLG: 0.415	(1, 5) 1-0 G3-1		(1, 5) 4-1 BB 16 FC6-4		(1, 5) 2-1 1B			(1, 5) 2-1 16 G6-3 1B		(1, 5) 1-2 2-H	3	0	2	0	1	0	0								
16 Garret Anderson, L OBP: 0.289, SLG: 0.388	(1, 9) 1-3 K		(1, 9) 1-1 FC6-4		(1, 9) 0-2 P6			(1, 9) 1-2r G6-3		(1, 9) 1-2r	4	0	0	0	0	1	6								
Phil Nevin, R OBP: 0.354, SLG: 0.418	(1, 2) 4-0 11 1B G4-3 BB		(1, 2) 1-0 G4-3		(1, 2) 1-3 K			(1, 2) 1-3 K		(1, 2) 0-0 G5-3	3	1	0	0	1	1	2								
11 Justin Baughman, R OBP: 0.333, SLG: 0.333	(1, 4) 0-2 G4-3 1B		(1, 4) 0-0 B1-3		(1, 4) 1-3 K			(1, 4) 1-3 K		(1, 4) 1-2 G4-3	4	0	1	0	0	1	0								
Gary Disarcina, R OBP: 0.338, SLG: 0.414	(1, 6) 1-0 G4-3		(1, 6) 1-2 F7		(1, 6) 0-0 G1-3			(1, 6) 0-0 G1-3		(1, 6) 1-1 G1-3	4	0	0	1	0	0	1								
Inning Stats	R: 0 E: 0 K: 0 S: 8	H: 0 LOB: 0 BB: 0 P: 11	R: 0 E: 0 K: 1 S: 5	H: 0 LOB: 0 BB: 0 P: 8	R: 1 E: 0 K: 1 S: 10	H: 1 LOB: 1 BB: 1 P: 18	R: 0 E: 0 K: 1 S: 7	H: 0 LOB: 2 BB: 2 P: 19	R: 0 E: 0 K: 0 S: 6	H: 2 LOB: 2 BB: 0 P: 8	R: 0 E: 0 K: 1 S: 15	H: 0 LOB: 0 BB: 0 P: 20	R: 0 E: 0 K: 2 S: 7	H: 0 LOB: 0 BB: 0 P: 9	R: 2 E: 0 K: 0 S: 11	H: 4 LOB: 1 BB: 0 P: 21	R: 0 E: 0 K: 0 S: 7	H: 0 LOB: 0 BB: 0 P: 9	R: 1 E: 1 K: 0 S: 9	H: 1 LOB: 2 BB: 1 P: 18	1B: 7 2B: 1 3B: 0 HR: 0	SF: 1 SAC: 1 DP: 1 HBP: 0	WP: 0 PB: 0 SB: 0 CS: 0	PA: 40	
PITCHER	IP	WLS	BF	H	R	ER	SO	BB	IBB	HBP	BLK	WP	HR	S	P	ERA	WHIP								
Kenny Rogers, L ERA: 3.88	(1, 1) 7.1		31	6	3	3	6	3	0	0	0	0	0	66	109	3.88	1.227								
T.J. Mathews, R ERA: 4.76	(8, 1) 0.2		2	1	0	0	0	0	0	0	0	0	0	3	5	0.00	1.500								
Billy Taylor, R ERA: 3.32	(9, 1) 1.1	L	7	1	1	0	0	0	1	0	0	0	0	16	27	0.00	0.750								

Oakland Athletics @ Anaheim Angels
Edison International Field, Anaheim, CA
Tue May 19 1998, 10:05 PM EDT
Att: 17,275 - Unknown - 69 F

AB 34
R 4
H 8
RBI 3
BB 4
SO 6
LOB 13



Batter	1	2	3	4	5	6	7	8	9	AB	R	H	RBI	BB	SO	LOB	TOP								
Rickey Henderson, R OBP: 0.376, SLG: 0.385 (1, 7)	G5-3	K			F8		FC5-4 1B			4	0	1	0	0	1	3	Oakland Athletics @ Anaheim Angels Edison International Field, Anaheim, CA Thu May 21 1998, 10:05 PM EDT Att: 20,075 - Unknown - 81 F AB 33 R 2 H 8 RBI 2 BB 1 SO 5 LOB 12								
Jason McDonald, S OBP: 0.350, SLG: 0.327 (1, 8)	P6	K			SH1-3		F9			3	0	0	0	0	1	4									
Ben Grieve, L OBP: 0.414, SLG: 0.541 (1, 9)	HR			K			FC5-4 1B			4	1	2	2	0	1	2									
Matt Stairs, L OBP: 0.423, SLG: 0.622 (1, 10)	S 1B			G4-3			F7		F9	4	0	1	0	0	0	1									
Jason Giambi, L OBP: 0.363, SLG: 0.405 (1, 3)	1-2 BB			L6			G4-1		F7	3	0	0	0	1	0	0									
Mike Blowers, R OBP: 0.358, SLG: 0.452 (1, 5)	G6-3			G6-3			P6		K	4	0	0	0	0	1	2									
Scott Spiezio, S OBP: 0.324, SLG: 0.417 (1, 4)				F9			K		L3	4	0	1	0	0	1	0									
Kurt Abbott, R OBP: 0.352, SLG: 0.406 (1, 6)				F9			G6-3		F9	4	0	1	0	0	0	0									
Mike MacFarlane, R OBP: 0.364, SLG: 0.441 (1, 2)				SH2-3 1B			SH1-3 1B		F8	3	1	2	0	0	0	0									
Inning Stats	R: 1 E: 0 K: 0 S: 20	H: 2 LOB: 2 BB: 1 P: 32	R: 0 E: 0 K: 2 S: 17	H: 2 LOB: 2 BB: 0 P: 23	R: 0 E: 0 K: 1 S: 6	H: 0 LOB: 0 BB: 0 P: 8	R: 0 E: 0 K: 0 S: 5	H: 0 LOB: 0 BB: 0 P: 9	R: 1 E: 0 K: 0 S: 9	H: 2 LOB: 1 BB: 0 P: 11	R: 0 E: 0 K: 1 S: 6	H: 0 LOB: 0 BB: 0 P: 13	R: 0 E: 0 K: 0 S: 11	H: 2 LOB: 2 BB: 0 P: 18	R: 0 E: 0 K: 1 S: 7	H: 0 LOB: 0 BB: 0 P: 11	R: 0 E: 0 K: 0 S: 5	H: 0 LOB: 0 BB: 0 P: 6	1B: 7 2B: 0 3B: 0 HR: 1	SF: 0 SAC: 2 DP: 0 HBP: 0	WP: 0 PB: 0 SB: 1 CS: 0	PA: 36			
PITCHER	IP	WLS	BF	H	R	ER	SO	BB	IBB	HBP	BLK	WP	HR	S	P	ERA	WHIP								
Jack McDowell, R ERA: 4.0 (1, 1)	5.0		22	6	2	2	3	1	0	0	0	0	1	57	83	3.60	1.400								
Jason Dickson, R ERA: 7.18 (6, 1)	4.0	W	14	2	0	0	2	0	0	0	0	0	0	29	48	0.00	0.500								


Batter	1	2	3	4	5	6	7	8	9	AB	R	H	RBI	BB	SO	LOB	BOTTOM								
Darin Erstad, L OBP: 0.405, SLG: 0.599 (1, 7)	HR 1B		WP 2B		K					5	2	3	0	0	2	1	Oakland Athletics @ Anaheim Angels Edison International Field, Anaheim, CA Thu May 21 1998, 10:05 PM EDT Att: 20,075 - Unknown - 81 F AB 35 R 12 H 14 RBI 12 BB 2 SO 5 LOB 10								
Jim Edmonds, L OBP: 0.374, SLG: 0.563 (1, 8)	HR		F8			HR	1B SF9 1B			5	3	4	5	0	0	1									
Tim Salmon, R OBP: 0.387, SLG: 0.554 Norberto Martin, R OBP: 0.236, SLG: 0.275 (7, PR)	G4-6-3 BB		K			G1-3	3B 1B		F9	3	0	1	1	1	1	1									
Cecil Fielder, R OBP: 0.349, SLG: 0.429 (1, 3)	G4-6-3					F8	SF9			3	0	1	1	0	0	1									
Dave Hollins, S OBP: 0.326, SLG: 0.413 (1, 5)	F8					FC3-6 S	F8		16 SF8 3B	4	1	1	1	0	0	1									
16 Garret Anderson, L OBP: 0.293, SLG: 0.404 (1, 9)			G3			F8				3	1	1	2	0	0	1									
Matt Walbeck, S OBP: 0.324, SLG: 0.379 (1, 2)			K			K				3	1	0	0	1	2	2									
11 Justin Baughman, R OBP: 0.333, SLG: 0.333 (1, 4)			G5-3			G1-6-3 1B			G6-3	4	1	2	0	0	0	0									
Gary Disarcina, R OBP: 0.329, SLG: 0.407 (1, 6)			F9			G1-6-3 1B			E6	4	2	1	2	0	0	1									
Inning Stats	R: 2 E: 0 K: 0 S: 7	H: 2 LOB: 0 BB: 1 P: 14	R: 0 E: 0 K: 1 S: 6	H: 0 LOB: 0 BB: 0 P: 10	R: 0 E: 0 K: 1 S: 9	H: 1 LOB: 1 BB: 0 P: 13	R: 0 E: 0 K: 1 S: 9	H: 1 LOB: 0 BB: 0 P: 15	R: 0 E: 0 K: 1 S: 8	H: 1 LOB: 0 BB: 0 P: 9	R: 1 E: 0 K: 0 S: 10	H: 1 LOB: 0 BB: 0 P: 10	R: 8 E: 0 K: 0 S: 20	H: 7 LOB: 1 BB: 1 P: 30	R: 1 E: 1 K: 1 S: 9	H: 1 LOB: 1 BB: 0 P: 15	1B: 7 2B: 3 3B: 1 HR: 3	SF: 2 SAC: 0 DP: 2 HBP: 0	WP: 1 PB: 0 SB: 1 CS: 0	PA: 39					
PITCHER	IP	WLS	BF	H	R	ER	SO	BB	IBB	HBP	BLK	WP	HR	S	P	ERA	WHIP								
Blake Stein, R ERA: 4.05 (1, 1)	6.0	L	27	7	7	7	4	2	0	0	0	0	0	6	81	10.50	1.833								
Buddy Groom, L ERA: 4.79 (7, 1)	0.0		2	2	0	0	0	0	0	0	0	0	0	6	8										
T.J. Mathews, R ERA: 5.5 (7, 1)	1.0		5	2	4	4	0	0	0	0	0	0	0	9	12	36.00	2.000								
Dave Telgheder, R ERA: 4.38 (8, 1)	1.0		5	1	1	0	1	0	0	0	0	0	0	9	15	0.00	1.000								

Batter	1	2	3	4	5	6	7	8	9	AB	R	H	RBI	BB	SO	LOB	TOP			
Todd Walker, L (1, 4) OBP: 0.396, SLG: 0.523 Denny Hocking, S (5, FR) OBP: 0.268, SLG: 0.196	F7		G4-3		HBP		FC4-6		1B	2	0	0	0	0	0	1				
Brent Gates, S (1, 5) OBP: 0.210, SLG: 0.169	P6			G4-3	P5		FC4-6		G4-3	5	0	0	0	0	0	5				
Paul Molitor, R (1, 10) OBP: 0.330, SLG: 0.343	G5-3			BB	BB		FC4			4	1	2	1	0	0	2				
Orlando Merced, S (1, 3) OBP: 0.299, SLG: 0.385		F7		BB		G4-3			P3	3	0	0	0	1	0	0				
Marty Cordova, R (1, 7) OBP: 0.344, SLG: 0.402	G3			BB						3	1	2	1	1	0	0				
Matt Lawton, L (1, 8) OBP: 0.394, SLG: 0.416	G4-3			BB			F7		P5	3	0	0	1	1	0	1				
Terry Steinbach, R (1, 2) OBP: 0.388, SLG: 0.398			G6-3	G5-4-3		G5-3			G6-3	4	0	0	0	0	0	4				
Pat Meares, R (1, 6) OBP: 0.321, SLG: 0.426			G6-3				P3		G6-3	4	0	1	0	0	0	0				
Chris Latham, S (1, 9) OBP: 0.242, SLG: 0.138							FC4-6		K	3	1	1	0	1	1	1				
Inning Stats	R: 0 E: 0 K: 0 S: 6	H: 0 LOB: 0 BB: 0 P: 11	R: 0 E: 0 K: 0 S: 6	H: 0 LOB: 0 BB: 0 P: 11	R: 0 E: 0 K: 0 S: 5	H: 1 LOB: 1 BB: 0 P: 11	R: 1 E: 0 K: 0 S: 16	H: 1 LOB: 2 BB: 3 P: 32	R: 1 E: 0 K: 0 S: 9	H: 2 LOB: 2 BB: 0 P: 15	R: 0 E: 0 K: 0 S: 7	H: 1 LOB: 2 BB: 1 P: 14	R: 0 E: 0 K: 0 S: 6	H: 1 LOB: 1 BB: 0 P: 8	R: 0 E: 0 K: 1 S: 9	H: 1 LOB: 1 BB: 0 P: 16	1B: 6 2B: 1 3B: 0 HR: 1	SF: 0 SAC: 0 DP: 1 HBP: 1	WP: 0 PB: 0 SB: 0 CS: 0	PA: 38
PITCHER Omar Olivares, R (1, 1) ERA: 3.12	IP: 9.0 WLS: W BF: 38 H: 8 R: 3 ER: 3 SO: 1 BB: 4 IBB: 0 HBP: 1 BLK: 0 WP: 0 HR: 1 S: 72 P: 130 ERA: 3.00 WHIP: 1.333															PITCHER				

Minnesota Twins @ Anaheim Angels
Edison International Field, Anaheim, CA
Fri May 22 1998, 10:05 PM EDT
Att: 34,363 - Unknown - 68 F

livebaseballscores.com

AB	33
R	3
H	8
RBI	3
BB	4
SO	1
LOB	14




Batter	1	2	3	4	5	6	7	8	9	AB	R	H	RBI	BB	SO	LOB	BOTTOM			
Darin Erstad, L (1, 7) OBP: 0.407, SLG: 0.616	SF9		F9	SF7		HR				3	2	2	2	0	0	0				
Jim Edmonds, L (1, 8) OBP: 0.382, SLG: 0.565	1B		CS	HR		F7				3	1	2	0	1	0	0				
Tim Salmon, R (1, 10) OBP: 0.391, SLG: 0.587	SF9		HR	HR		P5				3	2	2	3	0	0	0				
Cecil Fielder, R (1, 3) OBP: 0.347, SLG: 0.442	G5-3		HR	G6-3		G5-3				4	1	1	2	0	0	0				
Dave Hollins, S (1, 5) OBP: 0.324, SLG: 0.415		K	G4-3		SF9	F9				4	1	1	0	0	1	0				
16 Garret Anderson, L (1, 9) OBP: 0.297, SLG: 0.406				3B	G3-1	F7				4	1	2	0	0	0	1				
Phil Nevin, R (1, 2) OBP: 0.349, SLG: 0.443	FC6-4			11 1B	SF9	K				3	1	1	2	0	1	1				
11 Justin Baughman, R (1, 4) OBP: 0.364, SLG: 0.364				G5-3	G4-3	P4				4	1	2	1	0	0	0				
Gary Disarcina, R (1, 6) OBP: 0.320, SLG: 0.396	F8			G5-3		F9				4	0	0	0	0	0	3				
Inning Stats	R: 1 E: 0 K: 0 S: 8	H: 2 LOB: 0 BB: 0 P: 14	R: 0 E: 0 K: 1 S: 11	H: 2 LOB: 0 BB: 0 P: 12	R: 2 E: 0 K: 0 S: 11	H: 3 LOB: 0 BB: 0 P: 19	R: 5 E: 0 K: 0 S: 19	H: 4 LOB: 0 BB: 1 P: 31	R: 1 E: 0 K: 0 S: 8	H: 1 LOB: 0 BB: 0 P: 12	R: 1 E: 0 K: 0 S: 10	H: 1 LOB: 0 BB: 0 P: 16	R: 0 E: 0 K: 0 S: 9	H: 0 LOB: 0 BB: 0 P: 13	R: 0 E: 0 K: 1 S: 6	H: 0 LOB: 0 BB: 0 P: 9	1B: 8 2B: 1 3B: 1 HR: 3	SF: 3 SAC: 0 DP: 0 HBP: 0	WP: 0 PB: 0 SB: 1 CS: 1	PA: 36
PITCHER Bob Tewksbury, R (1, 1) ERA: 4.48 Hector Carrasco, R (4, 1) ERA: 5.4 Dan Naulty, R (7, 1) ERA: 6.75	IP: 3.0 WLS: L BF: 17 H: 10 R: 6 ER: 6 SO: 1 BB: 0 IBB: 0 HBP: 0 BLK: 0 WP: 0 HR: 1 S: 38 P: 57 ERA: 18.00 WHIP: 3.333															PITCHER				

Minnesota Twins @ Anaheim Angels
Edison International Field, Anaheim, CA
Fri May 22 1998, 10:05 PM EDT
Att: 34,363 - Unknown - 68 F

livebaseballscores.com

AB	32
R	10
H	13
RBI	10
BB	1
SO	2
LOB	5



Batter	1	2	3	4	5	6	7	8	9	AB	R	H	RBI	BB	SO	LOB	TOP								
Pat Meares, R OBP: 0.322, SLG: 0.441 (1, 6)										6	1	2	2	0	3	1	Minnesota Twins @ Anaheim Angels Edison International Field, Anaheim, CA Sat May 23 1998, 10:05 PM EDT Att: 31,036 - Unknown - 69 F								
Matt Lawton, L OBP: 0.358, SLG: 0.403 (1, 8)										5	1	0	0	1	2	4									
Paul Molitor, R OBP: 0.332, SLG: 0.344 (1, 10)										5	1	2	0	0	1	1									
Marty Cordova, R OBP: 0.349, SLG: 0.400 (1, 7)										3	1	1	0	1	2	1									
Denny Hocking, S OBP: 0.293, SLG: 0.191 (6, 7)										1	0	0	0	0	0	0									
Ron Coomer, R OBP: 0.304, SLG: 0.471 (1, 3)										3	2	2	0	2	0	0									
Alex Ochoa, R OBP: 0.297, SLG: 0.396 (1, 9)										5	1	3	1	0	0	2									
Terry Steinbach, R OBP: 0.373, SLG: 0.384 (1, 2)										4	0	0	1	0	1	5									
Jon Shave, R OBP: 0.190, SLG: 0.238 (1, 5)										5	1	2	2	0	0	2									
Brent Gates, S OBP: 0.233, SLG: 0.200 (1, 4)										4	1	2	1	1	1	2									
Inning Stats	R: 0 E: 0 K: 1 S: 8	H: 0 LOB: 0 BB: 0 P: 11	R: 0 E: 0 K: 1 S: 11	H: 1 LOB: 2 BB: 1 P: 22	R: 5 E: 0 K: 1 S: 22	H: 5 LOB: 2 BB: 2 P: 38	R: 0 E: 0 K: 2 S: 11	H: 1 LOB: 1 BB: 0 P: 17	R: 2 E: 0 K: 0 S: 16	H: 2 LOB: 0 BB: 0 P: 28	R: 1 E: 0 K: 2 S: 17	H: 1 LOB: 2 BB: 2 P: 27	R: 0 E: 0 K: 1 S: 17	H: 2 LOB: 2 BB: 0 P: 25	R: 0 E: 0 K: 1 S: 8	H: 0 LOB: 0 BB: 0 P: 13	R: 1 E: 0 K: 1 S: 15	H: 2 LOB: 2 BB: 0 P: 18	1B: 10 2B: 3 HR: 1	SF: 1 SAC: 0 DP: 0 HBP: 0	WP: 2 PB: 2 SB: 0 CS: 0	PA: 47			
PITCHER	IP	WLS	BF	H	R	ER	SO	BB	IBB	HBP	BLK	WP	HR	S	P	ERA	WHIP								
Allen Watson, L ERA: 7.69 (1, 1)	2.2	L	17	6	5	5	2	3	0	0	0	0	1	38	67	16.88	3.375								
Shigetoshi Hasegawa, R ERA: 4.13 (3, 1)	2.1		10	3	2	1	3	0	0	0	0	0	0	30	49	3.86	1.286								
Rich DeLucia, R ERA: 7.29 (6, 1)	1.2		10	3	1	1	3	2	0	0	0	1	0	33	49	5.40	3.000								
Greg Cadaret, L ERA: 3.0 (7, 1)	1.1		4	0	0	0	1	0	0	0	0	0	0	9	16	0.00	0.000								
Pep Harris, R ERA: 6.43 (9, 1)	1.0		6	2	1	1	1	0	0	0	0	0	0	15	18	9.00	2.000								

Batter	1	2	3	4	5	6	7	8	9	AB	R	H	RBI	BB	SO	LOB	BOTTOM								
Darin Erstad, L OBP: 0.406, SLG: 0.621 (1, 7)										5	1	2	3	0	2	1	Minnesota Twins @ Anaheim Angels Edison International Field, Anaheim, CA Sat May 23 1998, 10:05 PM EDT Att: 31,036 - Unknown - 69 F								
Jim Edmonds, L OBP: 0.379, SLG: 0.564 (1, 8)										4	0	1	1	0	1	1									
Tim Salmon, R OBP: 0.386, SLG: 0.570 (1, 10)										3	0	0	0	1	1	2									
Cecil Fielder, R OBP: 0.340, SLG: 0.432 (1, 3)										4	0	0	0	0	2	2									
Dave Hollins, S OBP: 0.317, SLG: 0.405 (1, 5)										4	0	0	0	0	0	0									
16 Garret Anderson, L OBP: 0.296, SLG: 0.413 (1, 9)										4	1	1	0	0	0	0									
Phil Nevin, R OBP: 0.333, SLG: 0.419 (1, 2)										4	0	0	0	0	1	1									
11 Justin Baughman, R (1, 4) OBP: 0.462, SLG: 0.440										3	1	3	1	0	0	0									
Gary Disarcina, R OBP: 0.318, SLG: 0.392 (1, 6)										4	2	1	0	0	0	3									
Inning Stats	R: 0 E: 0 K: 2 S: 9	H: 0 LOB: 1 BB: 1 P: 14	R: 0 E: 0 K: 0 S: 9	H: 0 LOB: 0 BB: 0 P: 13	R: 2 E: 0 K: 0 S: 15	H: 3 LOB: 1 BB: 0 P: 21	R: 1 E: 0 K: 1 S: 10	H: 2 LOB: 0 BB: 0 P: 13	R: 0 E: 0 K: 1 S: 7	H: 0 LOB: 0 BB: 0 P: 11	R: 0 E: 0 K: 0 S: 5	H: 0 LOB: 0 BB: 0 P: 7	R: 2 E: 0 K: 1 S: 12	H: 2 LOB: 1 BB: 0 P: 22	R: 0 E: 0 K: 1 S: 5	H: 0 LOB: 0 BB: 0 P: 8		R: 0 E: 0 K: 1 S: 11	H: 1 LOB: 1 BB: 0 P: 14	1B: 4 2B: 3 3B: 1 HR: 0	SF: 0 SAC: 0 DP: 0 HBP: 1	WP: 0 PB: 0 SB: 0 CS: 0	PA: 37		
PITCHER	IP	WLS	BF	H	R	ER	SO	BB	IBB	HBP	BLK	WP	HR	S	P	ERA	WHIP								
LaTroy Hawkins, R ERA: 5.43 (1, 1)	6.2	W	28	6	5	5	4	1	0	1	0	0	0	61	92	6.75	1.050								
Eddie Guardado, L ERA: 2.95 (7, 1)	0.0		1	1	0	0	0	0	0	0	0	0	0	1	1	∞	∞								
Mike Trombley, R ERA: 2.61 (7, 1)	1.0		3	0	0	0	2	0	0	0	0	0	0	9	15	0.00	0.000								
Greg Swindell, L ERA: 3.26 (8, 1)	1.1	S	5	1	0	0	1	0	0	0	0	0	0	12	15	0.00	0.750								

AB	41
R	9
H	14
RBI	7
BB	5
SO	10
LOB	18



Batter	1	2	3	4	5	6	7	8	9	AB R H RBI BB SO LOB	TOP											
Johnny Damon, L (1, 8) OBP: 0.336, SLG: 0.414	1-1 FC4-6 1B		2-2 CS 1B		0-2 SF 1B	1-2 G3			0-3 K	5 1 3 1 0 1 0	Kansas City Royals @ Anaheim Angels Edison International Field, Anaheim, CA Mon May 25 1998, 10:05 PM EDT Att: 21,065 - Overcast - 70 F											
Jose Offerman, S (1, 4) OBP: 0.397, SLG: 0.438	1-2 FC4-6 1-2		4-0 BB		0-2 SF G4-3		1-3 K	4-2 BB	2 1 0 1 2 1 1													
Hal Morris, L (1, 10) OBP: 0.412, SLG: 0.522	0-0 F8		1-0 F8		0-1 G4-3		2-1 G4-3	2-3 K	5 0 0 1 0 1 3													
Dean Palmer, R (1, 5) OBP: 0.326, SLG: 0.534	3-2 G3-1			3-2 G6-3	4-2 1B SF8 BB		1-0 G5-3		3 1 0 0 1 0 1													
Jeff King, R (1, 3) OBP: 0.318, SLG: 0.443		3-2 G5-3		1-0 S 1B	2-0 E8 1B			2-2 G4-3 SF9 2B	4 1 3 0 0 0 0													
Jeff Conine, R (1, 7) OBP: 0.280, SLG: 0.391		4-1 BB		2-2 F8 1-2	0-0 SF8		0-0 G4-3		2 0 0 1 1 0 2													
Jermaine Dye, R (1, 9) OBP: 0.288, SLG: 0.308		0-0 F8		2-3 K	3-2 G1-3		1-1 SF9		3 0 0 1 0 1 3													
Sal Fasano, R (1, 2) OBP: 0.264, SLG: 0.196		1-2 G4-3			0-0 1B 1B	4-1 L5-3 BB		2-2 F8	3 1 1 0 1 0 1													
Shane Halter, R (1, 6) OBP: 0.312, SLG: 0.406			0-0 F9		1-2 1B SF 1B	1-2 L5-3		3-2 P2	4 1 1 0 0 0 1													
Inning Stats	R: 0 E: 0 K: 0 S: 12	H: 1 LOB: 1 BB: 0 P: 17	R: 0 E: 0 K: 0 S: 11	H: 0 LOB: 1 BB: 1 P: 19	R: 0 E: 0 K: 1 S: 6	H: 1 LOB: 1 BB: 1 P: 13	R: 0 E: 0 K: 1 S: 11	H: 0 LOB: 0 BB: 0 P: 19	R: 5 E: 2 K: 0 S: 21	H: 4 LOB: 1 BB: 1 P: 31	R: 0 E: 0 K: 0 S: 7	H: 0 LOB: 0 BB: 1 P: 13	R: 0 E: 0 K: 1 S: 6	H: 0 LOB: 0 BB: 0 P: 10	R: 1 E: 0 K: 0 S: 9	H: 1 LOB: 0 BB: 0 P: 14	R: 0 E: 0 K: 0 S: 13	H: 0 LOB: 1 BB: 1 P: 21	1B: 7 2B: 2 3B: 0 HR: 0	SF: 3 SAC: 0 DP: 1 HBP: 0	WP: 0 PB: 0 SB: 2 CS: 1	PA: 39
PITCHER	IP WLS BF H R ER SO BB IBB HBP BLK WP HR S P ERA WHIP											IP WLS BF H R ER SO BB IBB HBP BLK WP HR S P ERA WHIP										
Ken Hill, R (1, 1) ERA: 4.32	5.0 L 25 7 5 3 1 3 0 0 0 0 0 0 61 99 5.40 2.000																					
Shigetoshi Hasegawa, R (6, 1) ERA: 4.02	3.0 0 10 1 1 1 1 1 0 0 0 0 0 22 37 3.00 0.667																					
Troy Percival, R (9, 1) ERA: 4.58	1.0 4 0 0 0 2 1 0 0 0 0 0 0 13 21 0.00 1.000																					

Batter	1	2	3	4	5	6	7	8	9	AB R H RBI BB SO LOB	BOTTOM									
Darin Erstad, L (1, 7) OBP: 0.392, SLG: 0.596	2-0 L3		2-3 K			0-1 F8			1-0 P4	4 0 0 0 0 1 0	Kansas City Royals @ Anaheim Angels Edison International Field, Anaheim, CA Mon May 25 1998, 10:05 PM EDT Att: 21,065 - Overcast - 70 F									
Jim Edmonds, L (1, 8) OBP: 0.379, SLG: 0.566	0-1 E 16 HR 2B		2-2 G4-3		0-0 1B		0-1 G1-3			4 1 2 0 0 0 0										
Tim Salmon, R (1, 10) OBP: 0.382, SLG: 0.555	4-2 E 16 HR BB		0-0 F4		3-3 K			1-1 F9		3 1 0 0 1 1 1										
Cecil Fielder, R (1, 3) OBP: 0.346, SLG: 0.429	2-0 E6		0-1 F8			0-0 1B		1-1 16 BB 1B		4 1 2 0 0 0 2										
Damon Mashore, R (8, P/R) OBP: 0.308, SLG: 0.493	1-2 16 HR 2-3									0 0 0 0 0 0 0										
16 Garret Anderson, L (1, 9) OBP: 0.294, SLG: 0.419	1-1 HR		3-0 G4-3			0-0 F8		4-0 G4-6-3 BB		3 1 1 4 1 0 1										
Matt Walbeck, S (1, 2) OBP: 0.319, SLG: 0.369	0-0 G6-3			1-3 K		1-3 K		2-2 G4-6-3		4 0 0 0 0 2 3										
Craig Shipley, R (1, 5) OBP: 0.200, SLG: 0.172	0-1 1B		1-2 F9		0-1 1B		0-1 1B		0-2 G4-3	4 0 2 0 0 0 0										
11 Justin Baughman, R (1, 4) OBP: 0.353, SLG: 0.333	3-3 K			3-3 K		0-3 K		0-2 F8		4 0 0 0 0 3 3										
Gary Disarcina, R (1, 6) OBP: 0.309, SLG: 0.379		0-0 G3-1			0-2 G4-3		0-0 F8		1-3 K	4 0 0 0 0 1 0										
Inning Stats	R: 4 E: 1 K: 1 S: 14	H: 3 LOB: 1 BB: 1 P: 26	R: 0 E: 0 K: 1 S: 7	H: 0 LOB: 0 BB: 0 P: 11	R: 0 E: 0 K: 2 S: 9	H: 0 LOB: 0 BB: 0 P: 14	R: 0 E: 0 K: 1 S: 10	H: 1 LOB: 1 BB: 0 P: 12	R: 0 E: 0 K: 2 S: 10	H: 2 LOB: 2 BB: 0 P: 11	R: 0 E: 0 K: 0 S: 4	H: 0 LOB: 0 BB: 0 P: 5	R: 0 E: 0 K: 0 S: 7	H: 1 LOB: 2 BB: 1 P: 15	R: 0 E: 0 K: 1 S: 9	H: 0 LOB: 0 BB: 0 P: 10	1B: 5 2B: 1 3B: 0 HR: 1	SF: 0 SAC: 0 DP: 1 HBP: 0	WP: 0 PB: 0 SB: 0 CS: 0	PA: 36
PITCHER	IP WLS BF H R ER SO BB IBB HBP BLK WP HR S P ERA WHIP											IP WLS BF H R ER SO BB IBB HBP BLK WP HR S P ERA WHIP								
Tim Belcher, R (1, 1) ERA: 4.35	8.0 W 33 7 4 3 7 2 0 0 0 0 0 0 65 101 3.38 1.125																			
Jeff Montgomery, R (9, 1) ERA: 8.1	1.0 S 3 0 0 0 1 0 0 0 0 0 0 0 9 10 0.00 0.000																			

Batter	1	2	3	4	5	6	7	8	9	AB	R	H	RBI	BB	SO	LOB	TOP					
Johnny Damon, L OBP: 0.338, SLG: 0.414 <small>(1, 8)</small>										5	1	2	0	0	0	2	<p>Kansas City Royals @ Anaheim Angels Edison International Field, Anaheim, CA Wed May 27 1998, 10:05 PM EDT Att: 17,810 - Unknown - 70 F</p> <p>livebaseballscores.com</p>					
Jose Offerman, S OBP: 0.402, SLG: 0.433 <small>(1, 4)</small>										2	2	0	0	3	0	3						
Hal Morris, L OBP: 0.408, SLG: 0.511 <small>(1, 10)</small>										3	1	0	0	1	0	3						
Dean Palmer, R OBP: 0.330, SLG: 0.539 <small>(1, 5)</small>										4	0	2	3	0	0	1						
Jeff King, R OBP: 0.312, SLG: 0.433 <small>(1, 3)</small>										4	0	0	0	0	0	5						
Jeff Conine, R OBP: 0.259, SLG: 0.375 <small>(1, 7)</small>										3	0	0	0	1	0	2						
Jermaine Dye, R OBP: 0.286, SLG: 0.296 <small>(1, 9)</small>										2	0	0	1	1	0	0						
Sal Fasano, R OBP: 0.263, SLG: 0.184 <small>(1, 2)</small>										3	0	0	0	1	0	3						
Shane Halter, R OBP: 0.310, SLG: 0.410 <small>(1, 6)</small>										4	0	1	0	0	0	1						
Inning Stats	R: 1 E: 1 K: 0 S: 13	H: 0 LOB: 1 BB: 1 P: 21	R: 0 E: 0 K: 0 S: 8	H: 0 LOB: 1 BB: 1 P: 17	R: 0 E: 0 K: 0 S: 7	H: 0 LOB: 0 BB: 1 P: 13	R: 0 E: 0 K: 0 S: 4	H: 0 LOB: 0 BB: 0 P: 8	R: 0 E: 0 K: 0 S: 6	H: 0 LOB: 0 BB: 0 P: 8	R: 2 E: 0 K: 0 S: 11	H: 2 LOB: 1 BB: 1 P: 17	R: 0 E: 0 K: 0 S: 5	H: 1 LOB: 2 BB: 1 P: 9	R: 1 E: 0 K: 0 S: 8	H: 1 LOB: 2 BB: 0 P: 22	R: 0 E: 0 K: 0 S: 10	H: 1 LOB: 1 BB: 0 P: 20	1B: 3 2B: 2 3B: 0 HR: 0	SF: 1 SAC: 1 DP: 2 HBP: 0	WP: 0 PB: 0 SB: 2 CS: 0	PA: 39
PITCHER	IP WLS BF H R ER SO BB IBB HBP BLK WP HR S P ERA WHIP																					
Omar Olivares, R ERA: 3.22 <small>(1, 1)</small>	7.0 L 31 4 4 3 0 6 0 0 0 0 0 0 56 102 3.86 1.429																					
Rich DeLucia, R ERA: 6.95 <small>(8, 1)</small>	1.0 4 0 0 0 0 0 1 0 0 0 0 6 13 0.00 0.000																					
Greg Cadaret, L ERA: 2.77 <small>(9, 1)</small>	1.0 4 1 0 0 0 0 0 0 0 0 0 10 20 0.00 1.000																					

Batter	1	2	3	4	5	6	7	8	9	AB	R	H	RBI	BB	SO	LOB	BOTTOM					
Darin Erstad, L OBP: 0.385, SLG: 0.585 <small>(1, 7)</small>										4	0	0	0	0	2	1	<p>Kansas City Royals @ Anaheim Angels Edison International Field, Anaheim, CA Wed May 27 1998, 10:05 PM EDT Att: 17,810 - Unknown - 70 F</p> <p>livebaseballscores.com</p>					
Jim Edmonds, L OBP: 0.381, SLG: 0.565 <small>(1, 8)</small>										4	0	2	0	0	1	0						
Tim Salmon, R OBP: 0.374, SLG: 0.540 Norberto Martin, R OBP: 0.234, SLG: 0.272 <small>(1, 10) (7, PR)</small>										3	0	0	0	0	0	1						
Cecil Fielder, R OBP: 0.340, SLG: 0.419 <small>(1, 3)</small>										4	0	0	0	0	0	3						
Dave Hollins, S OBP: 0.319, SLG: 0.400 <small>(1, 5)</small>										4	0	2	0	0	1	0						
16 Garret Anderson, L OBP: 0.289, SLG: 0.411 <small>(1, 9)</small>										4	0	0	0	0	0	4						
Phil Nevin, R OBP: 0.333, SLG: 0.416 <small>(1, 2)</small>										3	0	1	0	0	1	0						
11 Justin Baughman, R OBP: 0.324, SLG: 0.306 <small>(1, 4)</small>										3	0	0	0	0	0	1						
Gary Disarcina, R OBP: 0.303, SLG: 0.372 <small>(1, 6)</small>										3	0	0	0	0	0	1						
Inning Stats	R: 0 E: 0 K: 1 S: 8	H: 0 LOB: 0 BB: 0 P: 12	R: 0 E: 0 K: 0 S: 5	H: 0 LOB: 0 BB: 0 P: 9	R: 0 E: 0 K: 0 S: 5	H: 0 LOB: 0 BB: 0 P: 8	R: 0 E: 0 K: 0 S: 12	H: 1 LOB: 1 BB: 0 P: 19	R: 0 E: 0 K: 2 S: 11	H: 0 LOB: 0 BB: 0 P: 14	R: 0 E: 0 K: 0 S: 8	H: 0 LOB: 0 BB: 0 P: 10	R: 0 E: 1 K: 1 S: 10	H: 1 LOB: 2 BB: 0 P: 10	R: 0 E: 0 K: 1 S: 7	H: 1 LOB: 0 BB: 0 P: 10	R: 0 E: 0 K: 0 S: 10	H: 2 LOB: 2 BB: 0 P: 13	1B: 5 2B: 0 3B: 0 HR: 0	SF: 0 SAC: 0 DP: 0 HBP: 0	WP: 0 PB: 0 SB: 0 CS: 0	PA: 33
PITCHER	IP WLS BF H R ER SO BB IBB HBP BLK WP HR S P ERA WHIP																					
50 José Rosado, L ERA: 4.28 <small>(1, 1)</small>	9.0 W 33 5 0 0 5 0 0 0 0 0 0 76 105 0.00 0.556																					

Batter	1	2	3	4	5	6	7	8	9	AB	R	H	RBI	BB	SO	LOB	TOP									
Darin Erstad, L (1, 7) OBP: 0.379, SLG: 0.569	1-2 G3		0-1 1B		0-0 F8			1-1 F9		4	0	1	0	0	0	0	<p>Anaheim Angels @ Minnesota Twins</p> <p>Hubert H. Humphrey Metrodome, Minneapolis, MN</p> <p>Sat May 30 1998, 8:05 PM EDT</p> <p>Att: 16,827 - Dome - 72 F</p> <p>livebaseballscorecards.com</p>									
Dave Hollins, S (1, 5) OBP: 0.310, SLG: 0.385	3-2 G3		2-2 P6		1-2 L8			3-1 G6-3		4	0	0	0	0	0	2										
Jim Edmonds, L (1, 8) OBP: 0.389, SLG: 0.589	0-0 F8		0-0 F8			2-2 G5-4-3 BB 1B		1-1 2B		4	0	2	0	0	0	2										
Tim Salmon, R (1, 10) OBP: 0.385, SLG: 0.525 Frank Bolick, S (8, PR) OBP: 0.321, SLG: 0.279		1-2 G6-3		1-3 K		4-2 G5-4-3 BB 1B		4-1 FC6-4 BB 2B		2	0	0	0	2	1	0										
Cecil Fielder, R (1, 3) OBP: 0.330, SLG: 0.404		3-3 K		1-3 K		2-2 G5-4-3 BB 1B		0-2 FC6-4 BB 3B		4	0	0	0	0	2	4										
16 Garret Anderson, L (1, 9) OBP: 0.292, SLG: 0.429		3-1 1B		0-1 HR		3-2 F9			2-2 F7	4	1	2	1	0	0	1										
Matt Walbeck, S (1, 2) OBP: 0.323, SLG: 0.373		0-1 F7		2-2 FC4-6 BB 1B			3-1 G1-3		3-2 F7	4	0	1	0	0	0	1										
Norberto Martin, R (1, 4) OBP: 0.234, SLG: 0.271			1-3 K		2-2 FC4-6 BB 1B		1-1 G6-3		3-1 PB 1B	4	0	1	0	0	1	1										
Gary Disarcina, R (1, 6) OBP: 0.312, SLG: 0.378			0-1 1B		2-2 G6-3		0-2 G1-3		3-2 G4-3	4	0	1	0	0	0	1										
Inning Stats	R: 0 E: 0 K: 0 S: 8	H: 0 LOB: 0 BB: 0 P: 12	R: 0 E: 0 K: 1 S: 12	H: 1 LOB: 1 BB: 0 P: 19	R: 0 E: 0 K: 1 S: 12	H: 2 LOB: 2 BB: 0 P: 15	R: 1 E: 0 K: 2 S: 15	H: 2 LOB: 1 BB: 0 P: 21	R: 0 E: 0 K: 0 S: 7	H: 0 LOB: 0 BB: 1 P: 10	R: 0 E: 0 K: 0 S: 11	H: 1 LOB: 1 BB: 1 P: 22	R: 0 E: 0 K: 0 S: 7	H: 0 LOB: 0 BB: 0 P: 11	R: 0 E: 0 K: 0 S: 10	H: 1 LOB: 2 BB: 1 P: 19		R: 0 E: 0 K: 0 S: 14	H: 1 LOB: 1 BB: 0 P: 25	1B: 6 2B: 1 3B: 0 HR: 1	SF: 0 SAC: 0 DP: 1 HBP: 0	WP: 0 PB: 1 SB: 0 CS: 0	PA: 36			
PITCHER	IP	WLS	BF	H	R	ER	SO	BB	IBB	HBP	BLK	WP	HR	S	P	ERA	WHIP									
Brad Radke, R (1, 1) ERA: 2.83	7.0	W	27	6	1	1	4	1	0	0	0	0	1	72	110	1.29	1.000									
Greg Swindell, L (8, 1) ERA: 2.94	1.0		5	1	0	0	0	1	0	0	0	0	0	10	19	0.00	2.000									
Dan Naulty, R (9, 1) ERA: 5.56	1.0		4	1	0	0	0	0	0	0	0	0	0	14	25	0.00	1.000									

Batter	1	2	3	4	5	6	7	8	9	AB	R	H	RBI	BB	SO	LOB	BOTTOM									
Otis Nixon, S (1, 8) OBP: 0.282, SLG: 0.240 Alex Ochoa, R (8, PH) OBP: 0.280, SLG: 0.372	4-1 1B 2B BB	2-0 S 1B G6-3 1B		1-3 K		2-0 F8		0-0 G3-1		3	2	1	0	1	1	0	<p>Anaheim Angels @ Minnesota Twins</p> <p>Hubert H. Humphrey Metrodome, Minneapolis, MN</p> <p>Sat May 30 1998, 8:05 PM EDT</p> <p>Att: 16,827 - Dome - 72 F</p> <p>livebaseballscorecards.com</p>									
Todd Walker, L (1, 4) OBP: 0.419, SLG: 0.579	1-0 L5	1-1 G6-3 S 1B 2H		3-2 S 1B			2-0 WP 2B	3-1 G5-3		5	2	3	0	0	0	1										
Paul Molitor, R (1, 10) OBP: 0.335, SLG: 0.356	1-2 2B	2-2 G6-3		3-3 K			3-1 S 1B			4	2	2	1	0	1	2										
Orlando Merced, S (1, 3) OBP: 0.295, SLG: 0.384	2-2 1B 2B	1-0 1B		0-1 F9			3-3 K			4	1	2	3	0	1	2										
Ron Coomer, R (1, 5) OBP: 0.300, SLG: 0.446	0-0 G6-3 1B	2-1 F8			3-3 K		1-0 BB 1B			4	0	2	2	0	1	1										
Matt Lawton, L (1, 9) OBP: 0.341, SLG: 0.374	2-1 G6-3 1B		1-1 G3		1-2 G6-3		1-3 K			4	0	1	0	0	1	1										
Pat Meares, R (1, 6) OBP: 0.315, SLG: 0.415	0-0 G6-3		1-0 F9		1-2 G4-3		4-1 FC6-4 BB 1B			3	0	0	0	1	0	2										
Terry Steinbach, R (1, 2) OBP: 0.387, SLG: 0.441	0-0 F8		2-0 HR			0-0 F9		2-0 FC6-4 BB 1B		4	1	1	1	0	0	4										
Denny Hocking, S (1, 7) OBP: 0.230, SLG: 0.159		4-2 1B BB		2-0 F8		2-0 F7		2-3 K		3	0	0	0	1	1	0										
Inning Stats	R: 3 E: 0 K: 0 S: 14	H: 4 LOB: 2 BB: 1 P: 23	R: 2 E: 0 K: 0 S: 12	H: 3 LOB: 1 BB: 1 P: 24	R: 1 E: 0 K: 0 S: 5	H: 1 LOB: 0 BB: 0 P: 11	R: 0 E: 0 K: 2 S: 11	H: 1 LOB: 0 BB: 0 P: 18	R: 0 E: 0 K: 1 S: 12	H: 0 LOB: 0 BB: 0 P: 17	R: 0 E: 0 K: 0 S: 3	H: 0 LOB: 0 BB: 0 P: 7	R: 2 E: 0 K: 2 S: 12	H: 3 LOB: 2 BB: 1 P: 28	R: 0 E: 0 K: 1 S: 6	H: 0 LOB: 0 BB: 0 P: 11		1B: 9 2B: 2 3B: 0 HR: 1	SF: 0 SAC: 0 DP: 0 HBP: 0	WP: 2 PB: 0 SB: 5 CS: 0	PA: 38					
PITCHER	IP	WLS	BF	H	R	ER	SO	BB	IBB	HBP	BLK	WP	HR	S	P	ERA	WHIP									
Ken Hill, R (1, 1) ERA: 4.85	2.0	L	14	7	5	5	3	2	0	0	0	0	1	26	47	22.50	4.500									
Rich DelLucia, R (3, 1) ERA: 6.23	4.0		14	2	1	1	3	0	0	0	0	0	1	31	53	2.25	0.500									
Mike Holtz, L (7, 1) ERA: 5.74	0.2		6	3	2	2	2	1	0	0	0	1	0	11	25	27.00	6.000									
Pep Harris, R (7, 1) ERA: 7.0	1.1		4	0	0	0	1	0	0	0	0	0	0	7	14	0.00	0.000									



Batter	1	2	3	4	5	6	7	8	9	AB R H RBI BB SO LOB	TOP								
Darin Erstad, L OBP: 0.376, SLG: 0.575	1-1 G3		3-2 G6-3		0-1 HR		1-1 G4-3		0-3 K	5 1 1 1 0 1 0	Anaheim Angels @ Minnesota Twins Hubert H. Humphrey Metrodome, Minneapolis, MN Sun May 31 1998, 4:33 AM EDT Att: 11,285 - Dome - 72 F livebaseballscorecards.com								
Dave Hollins, S OBP: 0.312, SLG: 0.386	1-0 BB		0-2 E6		1-1 HR		1-2 F7		0-0 G4-3-6-3	5 1 2 0 0 0 1									
Jim Edmonds, L OBP: 0.391, SLG: 0.601	0-0 P6		4-2 G5-4-3 BB		1-1 HR		0-0 G6-3			3 1 1 2 1 0 1									
Frank Bolick, S OBP: 0.321, SLG: 0.267	4-2 BB		0-1 G5-4-3		3-2 G4-3			1-1 SH5-4 2B		2 0 0 0 1 0 2 1 0 1 0 0 0 0									
Craig Shipley, R OBP: 0.226, SLG: 0.233	1-2 BB		1-2 G5-4-3		3-2 G4-3			0-0 SH5-4		3 1 2 0 0 0 2									
16 Garret Anderson, L OBP: 0.297, SLG: 0.433	2-2 G5-3		1-0 G4-6-3 1B		3-2 HR			2-2 P3		4 1 1 2 0 0 2									
Matt Walbeck, S OBP: 0.321, SLG: 0.393		0-2 G6-3		0-0 G4-6-3		0-0 HR		0-3 K		4 0 0 0 0 1 1									
Damon Mashore, R OBP: 0.350, SLG: 0.580		0-0 G6-3		1-1 G5-3		2-2 F9		1-1 SF9 3B		4 1 2 0 0 0 0									
11 Justin Baughman, R OBP: 0.311, SLG: 0.341		1-2 S 1B		0-1 P3		1-2 L5		1-2 SF9		3 0 0 1 0 0 1									
Gary Disarcina, R OBP: 0.305, SLG: 0.371		3-2 G6-3		3-2 G5-3		0-1 G5-3		3-H SF9		WP: 0 PA: 38 PB: 1 SB: 2 CS: 0									
Inning Stats	R: 0 E: 0 K: 0 S: 9	H: 1 LOB: 2 BB: 1 P: 17	R: 0 E: 0 K: 0 S: 11	H: 1 LOB: 1 BB: 0 P: 14	R: 0 E: 1 K: 0 S: 11	H: 0 LOB: 1 BB: 1 P: 18	R: 0 E: 0 K: 0 S: 4	H: 1 LOB: 0 BB: 0 P: 6	R: 3 E: 0 K: 0 S: 14	H: 3 LOB: 0 BB: 0 P: 22	R: 0 E: 0 K: 0 S: 6	H: 0 LOB: 0 BB: 0 P: 8	R: 0 E: 0 K: 1 S: 10	H: 1 LOB: 1 BB: 0 P: 13	R: 1 E: 0 K: 1 S: 10	H: 1 LOB: 0 BB: 0 P: 12	1B: 5 2B: 1 3B: 1 HR: 3	SF: 1 SAC: 1 DP: 3 HBP: 0	WP: 0 PB: 1 SB: 2 CS: 0
PITCHER	IP WLS BF H R ER SO BB IBB HBP BLK WP HR S P ERA WHIP											IP WLS BF H R ER SO BB IBB HBP BLK WP HR S P ERA WHIP							
Mike Morgan, R ERA: 4.09	(1, 1) 5.0 22 6 3 3 0 2 0 0 0 0 0 2 49 77 5.40 1.600																		
Mike Trombley, R ERA: 2.91	(6, 1) 1.0 5 2 2 2 0 0 0 0 0 0 1 12 18 18.00 2.000																		
Greg Swindell, L ERA: 3.0	(7, 1) 2.1 L 10 2 1 1 2 0 0 0 0 0 0 25 32 3.86 0.857																		
Rick Aguilera, R ERA: 3.77	(9, 1) 0.2 1 0 0 0 0 0 0 0 0 0 0 1 1 0.00 0.000																		

Batter	1	2	3	4	5	6	7	8	9	AB R H RBI BB SO LOB	BOTTOM										
Otis Nixon, S OBP: 0.296, SLG: 0.270	0-1 G6-3 3B				0-1 FC6-4 1B		1-0 P3		4-1 FC3-6 BB	4 1 2 0 1 0 2	Anaheim Angels @ Minnesota Twins Hubert H. Humphrey Metrodome, Minneapolis, MN Sun May 31 1998, 4:33 AM EDT Att: 11,285 - Dome - 72 F livebaseballscorecards.com										
Todd Walker, L OBP: 0.406, SLG: 0.560	2-1 G6-3		3-0 F9		3-2 FC6-4 2B		3-3 K		0-0 FC3-6 FC6-4	5 1 0 1 0 1 5											
Paul Molitor, R OBP: 0.332, SLG: 0.354	2-1 1B		1-0 G6-3		2-1 SF8		2-3 K		0-0 FC6-4	4 0 1 1 0 1 1											
Orlando Merced, S OBP: 0.300, SLG: 0.394	1-3 K		0-0 HR		3-1 2B		0-1 F8		3-2 P6	5 1 2 1 0 1 2											
Ron Coomer, R OBP: 0.304, SLG: 0.462	0-0 1B		1-0 HR		2-0 P3		0-1 F9			4 1 2 2 0 0 1											
Matt Lawton, L OBP: 0.335, SLG: 0.366	1-2 K		1-3 K		1-2 G3		3-2 G6-3			4 0 0 0 0 2 2											
Marty Cordova, R OBP: 0.361, SLG: 0.495		0-1 G4-3		4-0 BB		0-2 K		1-1 G4-6-3 1B		3 0 1 0 1 1 0											
Pat Meares, R OBP: 0.318, SLG: 0.417	1-0 1B		0-2 F9		1-0 1B		0-0 F2			4 0 2 0 0 0 2											
Javier Valentin, S OBP: 0.308, SLG: 0.417	1-1 1B		1-1 FC6-4 SF8 1B		2-2 F7		0-0 G4-6-3			4 1 2 0 0 0 2											
Inning Stats	R: 1 E: 0 K: 2 S: 13	H: 3 LOB: 2 BB: 0 P: 20	R: 0 E: 0 K: 0 S: 7	H: 2 LOB: 0 BB: 0 P: 12	R: 2 E: 0 K: 1 S: 9	H: 2 LOB: 1 BB: 1 P: 16	R: 2 E: 0 K: 0 S: 11	H: 3 LOB: 0 BB: 0 P: 21	R: 0 E: 0 K: 1 S: 11	H: 1 LOB: 0 BB: 0 P: 14		R: 0 E: 0 K: 2 S: 10	H: 0 LOB: 0 BB: 0 P: 16	R: 0 E: 0 K: 0 S: 10	H: 0 LOB: 0 BB: 0 P: 13	R: 0 E: 0 K: 0 S: 4	H: 1 LOB: 0 BB: 0 P: 5	R: 0 E: 0 K: 0 S: 7	H: 0 LOB: 1 BB: 1 P: 14	1B: 9 2B: 1 3B: 1 HR: 1	SF: 1 SAC: 0 DP: 1 HBP: 0
PITCHER	IP WLS BF H R ER SO BB IBB HBP BLK WP HR S P ERA WHIP											IP WLS BF H R ER SO BB IBB HBP BLK WP HR S P ERA WHIP									
Jack McDowell, R ERA: 4.76	(1, 1) 3.2 22 10 5 5 3 1 0 0 0 0 0 39 66 12.27 3.000																				
Jason Dickson, R ERA: 6.64	(4, 1) 4.1 W 14 2 0 0 3 0 0 0 0 0 0 36 51 0.00 0.462																				
Troy Percival, R ERA: 4.22	(9, 1) 1.0 S 4 0 0 0 0 1 0 0 0 0 0 7 14 0.00 1.000																				

Batter	1	2	3	4	5	6	7	8	9	AB	R	H	RBI	BB	SO	LOB	TOP		
Darin Erstad, L OBP: 0.371, SLG: 0.558	(1, 7) 0-3 K	(1, 7) 0-0 G6-3		(1, 7) 0-0 P2		(1, 7) 0-0 P2		(1, 7) 0-0 F8	(1, 7) 1-0	5	0	0	1	0	1	3	Anaheim Angels @ Kansas City Royals Kauffman Stadium, Kansas City, MO Tue Jun 02 1998, 7:05 PM CDT Att: 12,020 - Unknown - 86 F		
Dave Hollins, S OBP: 0.302, SLG: 0.368 Craig Shipley, R OBP: 0.250, SLG: 0.233	(1, 5) 0-0 P6	(1, 5) 0-0 F9		(1, 5) 0-0 E5		(1, 5) 0-3 K		(1, 5) 4-0	(1, 5) 0-0 F9	5	1	0	0	1	1	4			
Jim Edmonds, L OBP: 0.378, SLG: 0.576	(1, 8) 0-0		(1, 8) 0-0	(1, 8) 0-0		(1, 8) 0-0		(1, 8) 0-0	(1, 8) 0-0	5	1	1	0	0	0	4			
Tim Salmon, R OBP: 0.401, SLG: 0.576	(1, 10) 4-0		(1, 10) 0-0	(1, 10) 0-0		(1, 10) 0-0		(1, 10) 0-0	(1, 10) 0-0	4	1	2	2	1	1	0			
Cecil Fielder, R OBP: 0.333, SLG: 0.401	(1, 3) 0-0		(1, 3) 4-0	(1, 3) 0-0		(1, 3) 0-0		(1, 3) 0-0	(1, 3) 0-0	4	0	2	2	1	1	0			
Phil Nevin, R OBP: 0.354, SLG: 0.422 Matt Walbeck, S OBP: 0.318, SLG: 0.390	(1, 2) 0-0		(1, 2) 0-0	(1, 2) 0-0		(1, 2) 0-0		(1, 2) 0-0	(1, 2) 0-0	1	0	0	0	1	0	2			
16 Garret Anderson, L OBP: 0.306, SLG: 0.437		(1, 9) 0-3	(1, 9) 0-0	(1, 9) 0-0		(1, 9) 0-0		(1, 9) 0-0	(1, 9) 0-0	5	1	2	0	0	1	4			
11 Justin Baughman, R OBP: 0.333, SLG: 0.434	(1, 4) 0-0		(1, 4) 0-0	(1, 4) 0-0		(1, 4) 0-0		(1, 4) 0-0	(1, 4) 0-0	5	2	3	2	0	1	3			
Gary Disarcina, R OBP: 0.323, SLG: 0.394	(1, 6) 0-0		(1, 6) 0-0	(1, 6) 0-0		(1, 6) 0-0		(1, 6) 4-0	(1, 6) 0-0	4	1	1	0	1	0	2			
Inning Stats	R: 1 E: 0 K: 1 S: 7	H: 2 LOB: 2 BB: 1 P: 11	R: 1 E: 0 K: 1 S: 7	H: 2 LOB: 1 BB: 0 P: 7	R: 0 E: 0 K: 0 S: 3	H: 0 LOB: 2 BB: 2 P: 11	R: 0 E: 1 K: 0 S: 5	H: 1 LOB: 2 BB: 0 P: 6	R: 3 E: 0 K: 0 S: 5	H: 2 LOB: 0 BB: 0 P: 6	R: 0 E: 0 K: 3 S: 10	H: 1 LOB: 2 BB: 0 P: 11	R: 2 E: 0 K: 0 S: 5	H: 2 LOB: 2 BB: 2 P: 13	R: 0 E: 0 K: 0 S: 4	H: 1 LOB: 2 BB: 0 P: 5	1B: 7 2B: 2 3B: 0 HR: 2	SF: 0 SAC: 0 DP: 1 HBP: 3	WP: 0 PA: 47 PB: 1 CS: 0
PITCHER	IP WLS BF H R ER SO BB IBB HBP BLK WP HR S P ERA WHIP	Chris Haney, L ERA: 7.83	5.0 L 27 7 5 5 2 3 0 0 1 0 0 0 2 27 40 9.00 2.000	Jim Pittsley, R ERA: 4.24	6.1 1.2 6 0 0 0 3 0 0 1 0 0 0 0 11 12 0.00 0.000	47 Brian Bevil, R ERA: 6.31	7.1 1.1 9 3 2 2 1 2 0 0 0 0 0 0 9 17 13.50 3.750	Scott Service, R ERA: 4.21	9.1 0.2 4 1 0 0 0 0 0 0 1 0 0 0 3 4 0.00 1.500	Matt Whisenant, L ERA: 6.63	9.1 0.1 1 0 0 0 0 0 0 0 0 0 0 0 1 1 0.00 0.000								

Batter	1	2	3	4	5	6	7	8	9	AB	R	H	RBI	BB	SO	LOB	BOTTOM				
Johnny Damon, L OBP: 0.342, SLG: 0.427	(1, 8) 0-0		(1, 8) 0-0		(1, 8) 0-0		(1, 8) 4-0	(1, 8) 0-0	(1, 8) 0-0	4	0	0	0	1	0	3	Anaheim Angels @ Kansas City Royals Kauffman Stadium, Kansas City, MO Tue Jun 02 1998, 7:05 PM CDT Att: 12,020 - Unknown - 86 F				
Jose Offerman, S OBP: 0.407, SLG: 0.426	(1, 4) 0-0		(1, 4) 4-0		(1, 4) 4-0		(1, 4) 0-0	(1, 4) 1-0	(1, 4) 0-0	2	0	0	0	2	0	2					
Jeff King, R OBP: 0.326, SLG: 0.477	(1, 3) 4-0		(1, 3) 0-3		(1, 3) 4-0		(1, 3) 0-3	(1, 3) 0-0	(1, 3) 0-0	3	1	0	0	2	2	4					
Dean Palmer, R OBP: 0.323, SLG: 0.536	(1, 5) 0-0		(1, 5) 0-0		(1, 5) 0-0		(1, 5) 1-0	(1, 5) 0-0	(1, 5) 0-0	4	2	0	0	0	0	5					
Jeff Conine, R OBP: 0.286, SLG: 0.398	(1, 7) 0-0		(1, 7) 0-0		(1, 7) 4-0		(1, 7) 0-0	(1, 7) 0-0	(1, 7) 0-0	4	1	2	2	1	0	0					
Shane Mack, R OBP: 0.344, SLG: 0.466	(1, 10) 0-0		(1, 10) 0-0		(1, 10) 0-0		(1, 10) 0-3	(1, 10) 0-0	(1, 10) 0-0	5	1	1	1	0	1	2					
Jermaine Dye, R OBP: 0.286, SLG: 0.360	(1, 9) 0-0		(1, 9) 0-0		(1, 9) 0-0		(1, 9) 0-3	(1, 9) 0-3	(1, 9) 0-3	5	0	1	1	0	2	4					
Sal Fasano, R OBP: 0.239, SLG: 0.220 Terry Pendleton, S OBP: 0.316, SLG: 0.366 29 Mike Sweeney, R OBP: 0.303, SLG: 0.324	(1, 2) 0-3		(1, 2) 0-3		(1, 2) 0-0		(1, 2) 0-3	(1, 2) 0-0	(1, 2) 0-0	3	0	0	0	0	2	2					
Shane Halter, R OBP: 0.313, SLG: 0.398	(1, 6) 0-3		(1, 6) 0-3		(1, 6) 0-0		(1, 6) 0-0	(1, 6) 4-0	(1, 6) 0-0	3	0	1	0	1	1	1					
Inning Stats	R: 0 E: 0 K: 0 S: 3	H: 0 LOB: 1 BB: 1 P: 7	R: 1 E: 1 K: 2 S: 9	H: 1 LOB: 0 BB: 0 P: 9	R: 0 E: 0 K: 1 S: 5	H: 0 LOB: 1 BB: 1 P: 9	R: 0 E: 0 K: 0 S: 3	H: 0 LOB: 1 BB: 1 P: 7	R: 0 E: 0 K: 0 S: 5	H: 0 LOB: 2 BB: 2 P: 11	R: 0 E: 0 K: 1 S: 5	H: 0 LOB: 0 BB: 0 P: 6	R: 0 E: 0 K: 2 S: 8	H: 1 LOB: 2 BB: 1 P: 12	R: 1 E: 1 K: 1 S: 7	H: 1 LOB: 3 BB: 1 P: 12	R: 3 E: 1 K: 1 S: 8	H: 2 LOB: 1 BB: 0 P: 9	1B: 1 2B: 4 3B: 0 HR: 0	SF: 0 SAC: 0 DP: 0 HBP: 2	WP: 0 PA: 44 PB: 0 SB: 3 CS: 0
PITCHER	IP WLS BF H R ER SO BB IBB HBP BLK WP HR S P ERA WHIP	Jarrod Washburn, L ERA: 6.08	(1, 1) 6.1 W 28 2 1 0 0 6 0 0 0 0 0 0 0 4 5 0.00 0.000	Rich DeLucia, R ERA: 6.08	(7, 1) 0.2 3 0 1 0 1 0 0 0 1 0 0 0 0 4 5 0.00 0.000	Pep Harris, R ERA: 6.52	(8, 1) 0.2 5 1 0 0 1 1 0 0 0 0 0 0 6 10 0.00 3.000	Mike Holtz, L ERA: 6.19	(8, 1) 0.1 2 0 1 1 0 0 0 0 1 0 0 0 0 1 2 27.00 0.000	Shigetoshi Hasegawa, R ERA: 4.15	(9, 1) 0.1 4 2 2 1 0 0 0 0 0 0 0 0 0 4 4 27.00 6.000										

AB 39
R 7
H 11
RBI 7
BB 5
SO 6
LOB 24



AB 35
R 5
H 5
RBI 4
BB 7
SO 8
LOB 26



Batter	1	2	3	4	5	6	7	8	9	AB	R	H	RBI	BB	SO	LOB	TOP		
Darin Erstad, L (1,7) OBP: 0.381, SLG: 0.575	G3			HR		F9			G4-3	4	1	1	1	0	0	0			
Craig Shipley, R (1,4) OBP: 0.277, SLG: 0.273	G5-3			F9			E5 G6-4-3 1B		K	4	1	0	0	0	1	0			
Dave Hollins, S (1,5) Orlando Palmeiro, L (9,PH) OBP: 0.500, SLG: 1.000	K			G5-3			G6-4-3 1B			3	0	1	0	0	1	0			
Cecil Fielder, R (1,3) OBP: 0.351, SLG: 0.460				K			G6-4-3 1B		G4-3	4	0	0	0	0	2	3			
16 Garret Anderson, L (1,9) OBP: 0.310, SLG: 0.428						G3				3	0	1	1	0	0	0			
Matt Walbeck, S (1,2) OBP: 0.331, SLG: 0.399						G3				3	0	1	0	0	0	1			
Damon Mashore, R (1,8) OBP: 0.333, SLG: 0.388						G4-6-3 1B				3	0	0	0	0	1	1			
Gary Disarcina, R (1,6) OBP: 0.330, SLG: 0.412						G6-3				3	0	0	0	0	0	0			
Ken Hill, R Pep Harris, R Omar Olivares, R Mike Holtz, L Tim Salmon, R Shigetoshi Hasegawa, R				F8					K	1	0	0	0	0	0	0			
Inning Stats	R: 0 H: 0 E: 0 K: 1 S: 7	H: 0 LOB: 0 BB: 0 P: 11	R: 0 H: 0 E: 0 K: 1 S: 8	H: 0 LOB: 0 BB: 0 P: 11	R: 0 H: 0 E: 0 K: 1 S: 7	H: 0 LOB: 0 BB: 0 P: 13	R: 1 H: 1 E: 0 K: 1 S: 11	H: 1 LOB: 0 BB: 0 P: 17	R: 0 H: 1 E: 0 K: 0 S: 4	H: 0 LOB: 0 BB: 0 P: 6	R: 1 H: 2 E: 1 K: 0 S: 17	H: 2 LOB: 1 BB: 0 P: 26	R: 0 H: 0 E: 0 K: 1 S: 7	H: 0 LOB: 0 BB: 0 P: 12	R: 0 H: 1 E: 0 K: 1 S: 13	H: 1 LOB: 1 BB: 0 P: 19	1B: 3 2B: 1 3B: 0 HR: 1	SF: 0 SAC: 0 DP: 2 HBP: 0	WP: 0 PA: 31 ER: 3.14 ERA: 4.44

PITCHER	IP	WLS	BF	H	R	ER	SO	BB	IBB	HBP	BLK	WP	HR	S	P	ERA	WHIP	PITCHER	IP	WLS	BF	H	R	ER	SO	BB	IBB	HBP	BLK	WP	HR	S	P	ERA	WHIP
Omar Daal, L ERA: 3.14	8.0	W	27	4	2	1	6	0	0	0	0	0	1	66	103	1.12	0.500	Gregg Olson, R ERA: 4.44	1.0		4	1	0	0	1	0	0	0	0	0	13	19	0.00	1.000	


Batter	1	2	3	4	5	6	7	8	9	AB	R	H	RBI	BB	SO	LOB	BOTTOM		
Andy Fox, L (1,4) OBP: 0.331, SLG: 0.384 Andy Stankiewicz, R (9,4) OBP: 0.259, SLG: 0.243	P6	CS 1B		L9				L7		5	0	2	1	0	0	1			
Devon White, S (1,8) OBP: 0.340, SLG: 0.467		G4-3 1B				G4-3 FC5-6-4 1B		1B BB		4	0	1	1	1	0	2			
Travis Lee, L (1,3) OBP: 0.339, SLG: 0.446 Gregg Olson, R (9,1) OBP: 0.500, SLG: 2.000	F7			F8		FC6-4 1B				5	1	2	2	0	0	2			
Matt Williams, R (1,5) OBP: 0.319, SLG: 0.466	K			G5-3		HR		K 1B		5	1	1	1	0	3	3			
David Dellucci, L (1,7) OBP: 0.386, SLG: 0.526		WP 3B 1B		S HR BB		G4-3 1B				3	2	2	0	1	0	0			
Jay Bell, R (1,6) OBP: 0.336, SLG: 0.419		1B 3B		HR		1B		K 1B		4	2	3	3	0	1	1			
Karim Garcia, L (1,9) OBP: 0.220, SLG: 0.337		G4-3 1B		P1		G4-3 1B		K		4	1	1	1	0	1	2			
Kelly Stinnett, R (1,2) OBP: 0.331, SLG: 0.454		G4-3 1B		P9		FC5-4 1B 2B		F9		4	2	2	0	0	0	0			
Omar Daal, L (1,1) OBP: 0.214, SLG: 0.083 Brent Brade, L (8,PH) OBP: 0.316, SLG: 0.355		G4-3 1B		G6-3		K		1B 2B		3	0	0	1	0	1	2			
Inning Stats	R: 0 H: 1 E: 0 K: 1 S: 10	H: 5 LOB: 0 BB: 0 P: 33	R: 4 H: 5 E: 1 K: 0 S: 19	H: 5 LOB: 0 BB: 0 P: 33	R: 2 H: 1 E: 0 K: 0 S: 12	H: 1 LOB: 0 BB: 1 P: 19	R: 0 H: 0 E: 0 K: 0 S: 6	H: 0 LOB: 0 BB: 0 P: 8	R: 2 H: 3 E: 0 K: 0 S: 17	H: 3 LOB: 1 BB: 0 P: 25	R: 1 H: 2 E: 0 K: 1 S: 8	H: 2 LOB: 1 BB: 0 P: 8	R: 0 H: 1 E: 0 K: 3 S: 16	H: 1 LOB: 1 BB: 0 P: 24	R: 1 H: 2 E: 0 K: 1 S: 11	H: 2 LOB: 2 BB: 1 P: 20	1B: 9 2B: 2 3B: 1 HR: 3	SF: 0 SAC: 0 DP: 0 HBP: 0	WP: 1 PA: 40 ER: 9.15 ERA: 7.3

PITCHER	IP	WLS	BF	H	R	ER	SO	BB	IBB	HBP	BLK	WP	HR	S	P	ERA	WHIP	PITCHER	IP	WLS	BF	H	R	ER	SO	BB	IBB	HBP	BLK	WP	HR	S	P	ERA	WHIP
Ken Hill, R ERA: 9.15	3.0	L	16	7	6	6	1	1	0	0	0	0	2	23	33	9.00	1.500	Pep Harris, R ERA: 7.3	2.0		9	3	2	2	0	0	0	0	0	2	23	33	9.00	1.500	
Mike Holtz, L ERA: 6.38	2.0		9	3	1	1	4	0	0	0	0	0	0	24	32	4.50	1.500	Shigetoshi Hasegawa, R ERA: 3.86	1.0		6	2	1	1	1	1	0	0	0	0	11	20	9.00	3.000	


Anaheim Angels @ Arizona Diamondbacks
Bank One Ballpark, Phoenix, AZ
Wed Jun 10 1998, 10:05 PM EDT
Att: 40,819 - Unknown - 89 F

Anaheim Angels @ Arizona Diamondbacks
Bank One Ballpark, Phoenix, AZ
Wed Jun 10 1998, 10:05 PM EDT
Att: 40,819 - Unknown - 89 F

AB	31
R	2
H	5
RBI	2
BB	0
SO	7
LOB	5



AB	38
R	10
H	15
RBI	10
BB	2
SO	6
LOB	13



Batter	1	2	3	4	5	6	7	8	9	AB R H RBI BB SO LOB	TOP											
Darin Erstad, L OBP: 0.388, SLG: 0.598	1-1 HR 1B	1-0 3B		2-1 HR 1-H		1-1 FC4-6 1B			0-0 L3	5 2 4 2 0 0 0	Anaheim Angels @ Arizona Diamondbacks Bank One Ballpark, Phoenix, AZ Thu Jun 11 1998, 10:05 PM EDT Att: 41,954 - Cloudy - 91 F											
Dave Hollins, S OBP: 0.319, SLG: 0.391 Craig Shipley, R OBP: 0.277, SLG: 0.273	2-0 HR	4-1 BB G3-6-3		2-2 G5-3		1-1 FC4-6		3-1 HR	4 2 2 3 1 0 1 0 0 0 0 0 0 0													
Jim Edmonds, L OBP: 0.369, SLG: 0.550	1-1 HR 1B	2-2 BB G3-6-3			3-3 K	0-2 F7		0-0 G3	5 1 1 0 0 1 3													
Cecil Fielder, R OBP: 0.352, SLG: 0.454	4-0 HR 1B			2-2 F9	4-1 16 HR BB		2-0 G5-3	1-0 F9	3 2 0 0 2 0 0													
16 Garret Anderson, L OBP: 0.313, SLG: 0.442	1-1 P2		0-1 BB CS 1B		2-2 HR		1-1 P6		4 1 2 2 0 0 2													
Matt Walbeck, S OBP: 0.329, SLG: 0.415	1-0 HR		2-3 K		1-3 K		1-0 L3		4 1 1 3 0 2 1													
Norberto Martin, R OBP: 0.262, SLG: 0.291	0-0 L9			3-2 G1-3	0-1 1B			1-2 G3	4 0 1 0 0 0 0													
Gary Disarcina, R OBP: 0.324, SLG: 0.404	0-2 G6-3			0-0 G5-3	2-3 K			0-0 G5-3	4 0 0 0 0 1 1													
Jason Dickson, L Greg Cadaret, L Damon Mashore, R Shigetoshi Hasegawa, R Troy Percival, R		0-2 G6-3		4-2 HR BB		0-3 K		1-3 K	2 1 0 0 1 1 0 0 0 0 0 0 0 0 1 0 0 0 0 1 0 0 0 0 0 0 0 0 0 0 0 0 0 0 0													
Inning Stats	R: 5 E: 0 K: 0 S: 13	H: 4 LOB: 0 BB: 1 P: 23	R: 0 E: 0 K: 0 S: 8	H: 1 LOB: 1 BB: 1 P: 15	R: 0 E: 0 K: 1 S: 8	H: 1 LOB: 0 BB: 0 P: 12	R: 2 E: 0 K: 0 S: 12	H: 1 LOB: 1 BB: 1 P: 23	R: 0 E: 0 K: 1 S: 10	H: 1 LOB: 1 BB: 0 P: 12		R: 0 E: 0 K: 0 S: 4	H: 0 LOB: 0 BB: 0 P: 8	R: 0 E: 0 K: 1 S: 7	H: 0 LOB: 0 BB: 0 P: 9	R: 1 E: 0 K: 0 S: 5	H: 1 LOB: 0 BB: 0 P: 9	1B: 5 2B: 0 3B: 1 HR: 5	SF: 0 SAC: 0 DP: 1 HBP: 0	WP: 0 PB: 0 CS: 1	PA: 40	
PITCHER	IP WLS BF H R ER SO BB IBB HBP BLK WP HR S P ERA WHIP	IP WLS BF H R ER SO BB IBB HBP BLK WP HR S P ERA WHIP																				
Bob Wolcott, R ERA: 5.4	(1, 1) 3.2 L 19 7 7 7 1 3 0 0 0 0 3 38 68 17.18 2.727	(4, 1) 1.1 7 2 2 2 3 1 0 0 0 0 1 19 33 13.50 2.250	(6, 1) 2.0 7 1 0 0 1 0 0 0 0 0 0 14 20 0.00 0.500	(8, 1) 1.0 3 0 0 0 1 0 0 0 0 0 0 7 9 0.00 0.000	(9, 1) 1.0 4 1 1 1 0 0 0 0 0 0 1 5 9 9.00 1.000																	
Andy Fox, L OBP: 0.333, SLG: 0.380	0-2 G4-3		0-1 1B		0-1 P2		1-0 2B HBP		1-3 K	4 1 1 0 0 1 1	Anaheim Angels @ Arizona Diamondbacks Bank One Ballpark, Phoenix, AZ Thu Jun 11 1998, 10:05 PM EDT Att: 41,954 - Cloudy - 91 F											
Devon White, S OBP: 0.341, SLG: 0.469	0-2 G1-3		2-0 F7			1-2 HR 1B	2-2 1B 1-H	1-0 F8	5 1 2 1 0 0 1													
Travis Lee, L OBP: 0.336, SLG: 0.441	0-1 1B			2-2 G4-3		0-1 F8	0-0 F7	2-1 G4-3	5 0 1 0 0 0 2													
Matt Williams, R OBP: 0.322, SLG: 0.464	1-3 K			1-3 K		1-0 HR G1-3 1B		4-1 WP 1B BB	3 1 1 0 1 2 1													
David Dellucci, L OBP: 0.382, SLG: 0.518		1-2 F7		0-0 1B		0-1 G1-3		1-0 P8	4 0 1 0 0 0 3													
Jay Bell, R OBP: 0.338, SLG: 0.433	1-0 G5-3				2-0 F9	0-0 HR		0-1 BB 1B	4 1 2 3 0 0 0													
Karim Garcia, L OBP: 0.221, SLG: 0.365		0-3 K			0-0 HR	0-1 L8		2-1 P8	4 1 1 1 0 1 2													
Damian Miller, R OBP: 0.379, SLG: 0.407			2-2 G3-1		1-2 G6-3		0-0 G6-3	4-2 BB	3 0 0 0 1 0 0													
Bob Wolcott, R Felix Rodriguez, R Mike Robertson, L Amaury Telemaco, R Brent Brantley, R Clint Sodowsky, L Yamir Benitez, R Russ Springer, R	(1, 1) 6.2 W 29 9 5 5 3 0 0 0 0 0 2 2 2 67 89 6.75 1.350	(4, 1) 0.1 1 0 0 0 0 0 0 0 0 0 0 1 1 0.00 0.000	(8, 1) 0.2 5 1 0 0 0 2 0 0 0 0 0 0 10 21 0.00 4.500	(8, 1) 1.1 S 4 0 0 0 2 0 0 0 0 0 0 9 13 0.00 0.000	(1, 1) 0-1 P8	(4, 1) 0-1 E9 1B	(2, 2) 0-3 G4-3	(3, 3) 0-3 K	1 0 0 0 0 0 0 0 0 0 0 0 0 0 1 0 1 0 0 0 0 0 0 0 0 0 0 0 1 0 0 0 0 0 0 0 0 0 0 0 0 0 1 0 0 0 0 1 3 0 0 0 0 0 0 0	WP: 1 PB: 0 CS: 0		PA: 39										
Inning Stats	R: 0 E: 0 K: 1 S: 11	H: 1 LOB: 0 BB: 0 P: 12	R: 0 E: 0 K: 1 S: 8	H: 0 LOB: 0 BB: 0 P: 10	R: 0 E: 0 K: 0 S: 12	H: 1 LOB: 1 BB: 0 P: 18	R: 0 E: 0 K: 1 S: 8	H: 1 LOB: 1 BB: 0 P: 11	R: 1 E: 1 K: 0 S: 9	H: 2 LOB: 1 BB: 0 P: 12		R: 3 E: 0 K: 0 S: 10	H: 3 LOB: 0 BB: 0 P: 12	R: 1 E: 0 K: 0 S: 10	H: 1 LOB: 1 BB: 0 P: 15	R: 0 E: 0 K: 1 S: 13	H: 1 LOB: 3 BB: 2 P: 24	R: 0 E: 0 K: 1 S: 6	H: 0 LOB: 0 BB: 0 P: 10	1B: 7 2B: 1 3B: 0 HR: 2	SF: 0 SAC: 0 DP: 0 HBP: 1	WP: 0 PB: 0 CS: 0
PITCHER	IP WLS BF H R ER SO BB IBB HBP BLK WP HR S P ERA WHIP	IP WLS BF H R ER SO BB IBB HBP BLK WP HR S P ERA WHIP																				
Jason Dickson, R ERA: 9.79	(1, 1) 6.2 W 29 9 5 5 3 0 0 0 0 0 2 2 2 67 89 6.75 1.350	(7, 1) 0.1 1 0 0 0 0 0 0 0 0 0 0 1 1 0.00 0.000	(8, 1) 0.2 5 1 0 0 0 2 0 0 0 0 0 0 10 21 0.00 4.500	(8, 1) 1.1 S 4 0 0 0 2 0 0 0 0 0 0 9 13 0.00 0.000	(1, 1) 0-1 P8	(4, 1) 0-1 E9 1B	(2, 2) 0-3 G4-3	(3, 3) 0-3 K	1 0 0 0 0 0 0 0 0 0 0 0 0 0 1 0 1 0 0 0 0 0 0 0 0 0 0 0 1 0 0 0 0 1 3 0 0 0 0 0 0 0	WP: 0 PB: 0 CS: 0	PA: 39											

Batter	1	2	3	4	5	6	7	8	9	AB	R	H	RBI	BB	SO	LOB	TOP								
Darin Erstad, L (1, 7) OBP: 0.389, SLG: 0.595	F8		1B		L7		K		2-2 SAFE 1-2 1B	5	0	2	0	0	1	1									
Dave Hollins, S (1, 5) OBP: 0.319, SLG: 0.387	P5		K				F7		2-3 SAFE 1-2 1B	2	1	0	0	0	1	1									
Craig Shipley, R (6, 5) OBP: 0.265, SLG: 0.261						BB 1B HBP			2-3 SAFE 1-2 1B	2	0	0	0	0	1	2									
Jim Edmonds, L (1, 8) OBP: 0.369, SLG: 0.558	E3				HR				0-2 SAFE 1-2 1B	4	2	1	1	1	0	2									
Tim Salmon, R (1, 10) OBP: 0.403, SLG: 0.572	K				P2				0-1 SAFE 1-2 1B	4	1	2	2	0	1	1									
Cecil Fielder, R (1, 3) OBP: 0.347, SLG: 0.446		G5-3			F9		G6-4-3		2-3 SAFE 1-2 1B	4	0	0	0	0	1	2									
16 Garret Anderson, L (1, 9) OBP: 0.316, SLG: 0.460		K			F9				2-1 SAFE 1-2 1B	4	1	2	2	0	1	0									
Matt Walbeck, S (1, 2) OBP: 0.327, SLG: 0.411		G5-3			F7		HR		1-1 SAFE 1-2 1B	4	0	1	0	0	0	1									
Norberto Martin, R (1, 4) OBP: 0.254, SLG: 0.281			F8		G6-3		L6-4		0-1 SAFE 1-2 1B	4	0	0	0	0	0	1									
Gary Disarcina, R (1, 6) OBP: 0.327, SLG: 0.406			K				G6-3		0-2 SAFE 1-2 1B	4	0	2	0	0	1	0									
Inning Stats	R: 0 E: 1 K: 1 S: 10	H: 0 LOB: 1 BB: 0 P: 12	R: 0 E: 0 K: 1 S: 8	H: 0 LOB: 0 BB: 0 P: 11	R: 0 E: 0 K: 2 S: 11	H: 1 LOB: 1 BB: 0 P: 15	R: 1 E: 0 K: 0 S: 7	H: 1 LOB: 0 BB: 0 P: 9	R: 0 E: 0 K: 0 S: 7	H: 1 LOB: 1 BB: 1 P: 9	R: 3 E: 0 K: 0 S: 12	H: 3 LOB: 1 BB: 1 P: 22	R: 0 E: 0 K: 1 S: 10	H: 0 LOB: 0 BB: 0 P: 16	R: 1 E: 0 K: 1 S: 12	H: 2 LOB: 1 BB: 0 P: 17	R: 0 E: 0 K: 1 S: 12	H: 2 LOB: 2 BB: 0 P: 16	1B: 6 2B: 1 3B: 0 HR: 3	SF: 0 SAC: 0 DP: 1 HBP: 1	WP: 0 PB: 0 SB: 0 CS: 0	PA: 39			
PITCHER	IP	WLS	BF	H	R	ER	SO	BB	IBB	HBP	BLK	WP	HR	S	P	ERA	WHIP								
John Burkett, R (1, 1) ERA: 6.26	7.2	L	32	7	5	5	6	1	0	1	0	0	3	73	104	5.87	1.043								
Scott Bailes, L (8, 1) ERA: 3.53	0.1		2	1	0	0	0	0	0	0	0	0	0	4	7	0.00	3.000								
Tim Crabtree, R (9, 1) ERA: 4.97	0.1		2	1	0	0	0	0	0	0	0	0	0	5	5	0.00	3.000								
Eric Gunderson, L (9, 1) ERA: 1.19	0.2		3	1	0	0	1	0	0	0	0	0	0	7	11	0.00	1.500								

Anaheim Angels @ Texas Rangers
The Ballpark at Arlington, Arlington, TX
Fri Jun 12 1998, 8:05 PM EDT
Att: 35,505 - Cloudy - 95 F

livebaseballscores.com

AB 37
R 5
H 10
RBI 5
BB 1
SO 7
LOB 11



Batter	1	2	3	4	5	6	7	8	9	AB	R	H	RBI	BB	SO	LOB	BOTTOM								
Tom Goodwin, L (1, 8) OBP: 0.396, SLG: 0.336	K	F7		F7			K		G4-3	5	0	0	0	0	2	2									
Luis Alicaia, S (1, 4) OBP: 0.367, SLG: 0.413	G4-3		F7		G6-3 29 G1-3 1B		FC6-4 29 BB		K	3	0	1	0	1	0	0									
Roberto Kelly, R (9, PH) OBP: 0.292, SLG: 0.532							BB			1	0	0	0	0	1	0									
29 Rusty Greer, L (1, 7) OBP: 0.362, SLG: 0.419	HR		BB		G1-3		FC6-4 BB			2	1	1	1	2	0	1									
Juan Gonzalez, R (1, 9) OBP: 0.341, SLG: 0.619	2B		1B		G6-3		FC6-4 FC4-6			4	0	2	0	0	0	3									
Willi Clark, L (1, 3) OBP: 0.391, SLG: 0.487	BB		K		G4-3		FC4-6			3	0	0	0	1	1	5									
Ivan Rodriguez, R (1, 2) OBP: 0.420, SLG: 0.623	F9		G6-3			G6-3		K		4	0	0	0	0	1	4									
Lee Stevens, L (1, 10) OBP: 0.314, SLG: 0.495		L8		K		F8		K		3	0	0	0	0	1	0									
Mike Simms, R (6, PH) OBP: 0.428, SLG: 0.612										1	0	0	0	0	1	0									
Domingo Cedenro, S (1, 6) OBP: 0.400, SLG: 0.512		G6-3 1B		K		FC6-4 BB		F7		3	0	1	0	1	1	0									
Fernando Tatis, R (1, 5) OBP: 0.314, SLG: 0.344		G6-3		1B		FC6-4		G6-3		4	0	1	0	0	0	2									
Inning Stats	R: 1 E: 0 K: 1 S: 12	H: 2 LOB: 2 BB: 1 P: 20	R: 0 E: 0 K: 0 S: 8	H: 1 LOB: 0 BB: 0 P: 14	R: 0 E: 0 K: 1 S: 8	H: 1 LOB: 2 BB: 1 P: 16	R: 0 E: 0 K: 2 S: 9	H: 1 LOB: 1 BB: 0 P: 15	R: 0 E: 0 K: 0 S: 7	H: 0 LOB: 1 BB: 1 P: 12	R: 0 E: 0 K: 0 S: 5	H: 0 LOB: 2 BB: 2 P: 11	R: 0 E: 0 K: 1 S: 14	H: 0 LOB: 2 BB: 2 P: 25	R: 0 E: 0 K: 2 S: 7	H: 0 LOB: 0 BB: 0 P: 13	R: 0 E: 0 K: 1 S: 8	H: 0 LOB: 0 BB: 0 P: 12	1B: 4 2B: 1 3B: 0 HR: 1	SF: 0 SAC: 0 DP: 0 HBP: 0	WP: 0 PB: 0 SB: 0 CS: 0	PA: 38			
PITCHER	IP	WLS	BF	H	R	ER	SO	BB	IBB	HBP	BLK	WP	HR	S	P	ERA	WHIP								
Omar Olivares, R (1, 1) ERA: 2.75	6.2	W	31	6	1	1	5	5	0	0	0	0	1	60	108	1.35	1.650								
Greg Cadaret, L (7, 1) ERA: 2.6	2.1	S	7	0	0	0	3	0	0	0	0	0	0	18	30	0.00	0.000								

Anaheim Angels @ Texas Rangers
The Ballpark at Arlington, Arlington, TX
Fri Jun 12 1998, 8:05 PM EDT
Att: 35,505 - Cloudy - 95 F

livebaseballscores.com

AB 33
R 1
H 6
RBI 1
BB 5
SO 8
LOB 17



Batter	1	2	3	4	5	6	7	8	9	AB	R	H	RBI	BB	SO	LOB	TOP								
Darin Erstad, L OBP: 0.384, SLG: 0.589 (1, 7)	K	K					FC3-6	G3		6	1	1	0	0	2	4									
Dave Hollins, S OBP: 0.322, SLG: 0.387 Craig Shipley, R OBP: 0.275, SLG: 0.271 (6, FR)	G4-3		F7		2B	2B	F9	BB	1B	3	1	1	0	1	0	0									
Jim Edmonds, L OBP: 0.376, SLG: 0.573 (1, 8)	1B	2B	F7		HBP	16 G3	G4-3	BB	1B	6	4	4	3	0	0	1									
Tim Salmon, R OBP: 0.412, SLG: 0.570 Damon Mashore, R OBP: 0.330, SLG: 0.384 (9, FR)	2H	1B			16 G3	2B	K	16 1B	E	4	2	2	1	2	1	4									
Cecil Fielder, R OBP: 0.349, SLG: 0.444 Orlando Palmeiro, L OBP: 0.500, SLG: 0.975 (7, 7)	K		K		16 G3	2B	HBP	FC3-6	16 1B	3	2	1	1	0	2	2									
16 Garrett Anderson, L OBP: 0.321, SLG: 0.465 (1, 9)		3B			L4	G3		FC3-6	1B	6	1	3	2	0	0	3									
Matt Walbeck, S OBP: 0.321, SLG: 0.408 (1, 2)		K			K	2B	FC3-6	1B	G6-3	6	2	1	2	0	2	4									
Norberto Martin, R OBP: 0.252, SLG: 0.278 (1, 4)		K			G4-3	L3	K		2B	5	1	1	0	0	2	4									
Gary Disarcina, R OBP: 0.342, SLG: 0.439 (1, 6)		2H						FC3-6	1B	5	1	5	4	0	0	0									
Inning Stats	R: 1 E: 0 K: 2 S: 16	H: 2 LOB: 1 BB: 0 P: 25	R: 1 E: 0 K: 3 S: 14	H: 2 LOB: 1 BB: 0 P: 21	R: 0 E: 0 K: 1 S: 8	H: 0 LOB: 1 BB: 1 P: 15	R: 0 E: 0 K: 1 S: 7	H: 0 LOB: 0 BB: 0 P: 9	R: 7 E: 1 K: 0 S: 26	H: 5 LOB: 1 BB: 1 P: 40	R: 3 E: 1 K: 2 S: 18	H: 4 LOB: 2 BB: 0 P: 26	R: 0 E: 0 K: 0 S: 10	H: 1 LOB: 1 BB: 0 P: 14	R: 3 E: 1 K: 1 S: 12	H: 4 LOB: 1 BB: 0 P: 19	R: 3 E: 0 K: 0 S: 14	H: 3 LOB: 1 BB: 1 P: 23	1B: 12 2B: 8 3B: 1 HR: 0	SF: 0 SAC: 0 DP: 1 HBP: 1	WP: 1 PB: 0 SB: 0 CS: 0	PA: 52			
PITCHER	IP	WLS	BF	H	R	ER	SO	BB	IBB	HBP	BLK	WP	HR	S	P	ERA	WHIP								
Aaron Sele, R ERA: 4.05 (1, 1)	4.0	L	23	7	8	8	7	2	0	1	0	0	0	56	91	18.00	2.250								
Scott Bailes, L ERA: 4.53 (5, 1)	1.0		7	4	4	2	0	0	0	0	0	1	0	18	24	18.00	4.000								
Tim Crabbtree, R ERA: 4.8 (6, 1)	1.0		6	3	0	0	2	0	0	0	0	0	0	18	26	0.00	3.000								
Eric Gunderson, L ERA: 1.71 (7, 1)	1.1		6	2	2	2	1	0	0	0	0	0	0	12	17	13.50	1.500								
Al Levine, R ERA: 5.4 (8, 1)	1.2		10	5	4	4	0	1	0	0	0	0	0	21	34	21.60	3.600								

Anaheim Angels @ Texas Rangers
The Ballpark at Arlington, Arlington, TX
Sat Jun 13 1998, 8:05 PM EDT
Att: 46,289 - Unknown - 92 F

AB 48
R 18
H 21
RBI 15
BB 3
SO 10
LOB 24



Batter	1	2	3	4	5	6	7	8	9	AB	R	H	RBI	BB	SO	LOB	BOTTOM									
Domingo Cedenro, S OBP: 0.379, SLG: 0.483 (1, 4)	E6	P4			L6		G6-3		K	5	1	0	0	0	1	0										
Roberto Kelly, R OBP: 0.321, SLG: 0.654 (9, 9)	BB		P3		F7		HR		HR	5	2	3	2	0	0	0										
29 Rusty Greer, L OBP: 0.360, SLG: 0.412 (1, 7)	G3-4-1		P6				G6-3		F7	4	0	0	0	1	0	2										
Juan Gonzalez, R OBP: 0.342, SLG: 0.614 (1, 10)	BB	IBB			L7		G1-3		K	4	0	1	0	1	1	1										
Willi Clark, L OBP: 0.390, SLG: 0.482 Lee Stevens, L OBP: 0.314, SLG: 0.495 Tom Goodwin, L OBP: 0.395, SLG: 0.335 (8, PH)	K				FC5-4		K		F8	2	0	0	0	1	2	3										
Mike Simms, R OBP: 0.450, SLG: 0.692 (9, 3)					FC5-4		HR		HR	3	2	2	2	1	0	1										
Bill Haselman, R OBP: 0.350, SLG: 0.605 (1, 2)	P5						E5		HR	4	1	2	2	0	0	3										
Fernando Tatis, R OBP: 0.308, SLG: 0.337 (1, 5)		P4			P4		K		F8	4	0	0	0	0	1	3										
Scott Sheldon, R OBP: 0.111, SLG: 0.111 (1, 6)		P3			P2		P4		K	4	0	0	0	0	1	3										
Inning Stats	R: 1 E: 1 K: 1 S: 12	H: 1 LOB: 3 BB: 2 P: 29	R: 0 E: 0 K: 0 S: 5	H: 0 LOB: 0 BB: 0 P: 10	R: 0 E: 0 K: 0 S: 6	H: 1 LOB: 1 BB: 0 P: 12	R: 0 E: 0 K: 0 S: 12	H: 1 LOB: 2 BB: 1 P: 22	R: 0 E: 0 K: 0 S: 6	H: 0 LOB: 1 BB: 1 P: 13	R: 1 E: 1 K: 2 S: 11	H: 1 LOB: 1 BB: 0 P: 16	R: 1 E: 0 K: 0 S: 13	H: 1 LOB: 0 BB: 0 P: 17	R: 2 E: 0 K: 1 S: 12	H: 2 LOB: 0 BB: 0 P: 20	R: 1 E: 0 K: 2 S: 9	H: 1 LOB: 0 BB: 0 P: 12	1B: 3 2B: 1 3B: 0 HR: 4	SF: 0 SAC: 0 DP: 0 HBP: 0	WP: 0 PB: 0 SB: 0 CS: 0	PA: 40				
PITCHER	IP	WLS	BF	H	R	ER	SO	BB	IBB	HBP	BLK	WP	HR	S	P	ERA	WHIP									
Jarrod Washburn, L ERA: 2.29 Rich DeLuca, R ERA: 6.25 (8, 1)	7.0	W	31	5	3	2	3	3	0	0	0	0	0	2	21	32	13.50	1.500								

Anaheim Angels @ Texas Rangers
The Ballpark at Arlington, Arlington, TX
Sat Jun 13 1998, 8:05 PM EDT
Att: 46,289 - Unknown - 92 F

AB 36
R 6
H 8
RBI 6
BB 4
SO 6
LOB 16



Batter	1	2	3	4	5	6	7	8	9	AB	R	H	RBI	BB	SO	LOB	TOP			
Darin Erstad, L (1,7) OBP: 0.379, SLG: 0.581	0-1 P2		2-3 K			2-0 F9			1-3 K	4	0	0	0	0	2	0				
Dave Hollins, S (1,5) OBP: 0.324, SLG: 0.386	4-1 BB			1-1 F8		1-3 K			0-0 1B	3	0	1	0	1	1	0				
Jim Edmonds, L (1,8) OBP: 0.378, SLG: 0.585	1-1 F9			2-1 HR		0-1 P6			1-2 1B	4	1	2	1	0	0	1				
Tim Salmon, R (1,10) OBP: 0.408, SLG: 0.582	1-3 K			0-0 HR					2-3 K	4	1	1	1	0	3	3				
Cecil Fielder, R (1,3) OBP: 0.348, SLG: 0.439		1-1 F9		3-3 K					4-0 16 FC4	3	0	0	0	1	2	0				
Craig Shipley, R (9, PR) OBP: 0.275, SLG: 0.271									1-2 BB	0	0	0	0	0	0	0				
16 Garret Anderson, L (1,9) OBP: 0.315, SLG: 0.457	1-2 P4			1-0 P5					0-2 FC4	4	0	0	0	0	0	3				
Matt Walbeck, S (1,2) OBP: 0.316, SLG: 0.400	1-1 G3-1				3-3 K				1-1 G6-3	3	0	0	0	0	1	0				
Norberto Martin, R (1,4) OBP: 0.248, SLG: 0.273			0-0 F8						1-1 F7	2	0	0	0	0	0	0				
Otlando Palmeiro, L (8, PH) OBP: 0.444, SLG: 0.778										1	0	0	0	0	0	0				
11 Justin Baughman, R (8,4) OBP: 0.310, SLG: 0.361										0	0	0	0	0	0	0				
Gary Disarcina, R (1,6) OBP: 0.338, SLG: 0.433			1-1 F7			1-1 L8			2-1 F9	3	0	0	0	0	0	0				
Inning Stats	R: 0 E: 0 K: 1 S: 8	H: 0 LOB: 1 BB: 1 P: 14	R: 0 E: 0 K: 0 S: 7	H: 0 LOB: 0 BB: 0 P: 10	R: 0 E: 0 K: 1 S: 6	H: 0 LOB: 0 BB: 0 P: 9	R: 2 E: 0 K: 1 S: 9	H: 2 LOB: 0 BB: 0 P: 16	R: 0 E: 0 K: 1 S: 8	H: 0 LOB: 0 BB: 0 P: 13	R: 0 E: 0 K: 2 S: 10	H: 0 LOB: 0 BB: 0 P: 14	R: 0 E: 0 K: 0 S: 6	H: 0 LOB: 0 BB: 0 P: 10	R: 0 E: 0 K: 2 S: 13	H: 2 LOB: 3 BB: 1 P: 21	1B: 2 2B: 0 3B: 0 HR: 2	SF: 0 SAC: 0 DP: 0 HBP: 0	WP: 0 PB: 0 SB: 0 CS: 0	PA: 33
PITCHER	IP WLS BF H R ER SO BB IBB HBP BLK WP HR S P ERA WHIP																			
Rick Helling, R (1,1) ERA: 4.42	8.0 W 27 2 2 2 7 1 0 0 0 0 2 61 96 2.25 0.375																			
John Wetteland, R (9,1) ERA: 1.69	1.0 S 6 2 0 0 2 1 0 0 0 0 0 13 21 0.00 3.000																			

Anaheim Angels @ Texas Rangers
The Ballpark at Arlington, Arlington, TX
Sun Jun 14 1998, 8:05 PM EDT
Att: 36,648 - Cloudy - 94 F

AB 31
R 2
H 4
RBI 2
BB 2
SO 9
LOB 7



Batter	1	2	3	4	5	6	7	8	9	AB	R	H	RBI	BB	SO	LOB	BOTTOM			
Domingo Cedenro, S (1,6) OBP: 0.374, SLG: 0.484	3-3 K	0-0 2B		0-2 P6		1-3 K				4	0	1	0	0	2	4				
Roberto Kelly, R (1,8) OBP: 0.316, SLG: 0.625	1-0 29 BB	0-0 G6-3		0-0 F9		1-0 P6				4	1	1	0	0	0	5				
29 Rusty Greer, L (1,7) OBP: 0.361, SLG: 0.411	4-2 1B	1-2 2B		3-1 G3-1		1-3 K		1-2 G5-4-3		3	1	1	0	1	1	0				
Juan Gonzalez, R (1,10) OBP: 0.341, SLG: 0.609	1-3 K			1-2 G6-3		1-2 CS		2-1 G5-4-3		4	0	1	0	0	1	3				
Willi Clark, L (1,3) OBP: 0.396, SLG: 0.491	1-0 2B	1-2 2H		1-1 E9		3-2 G5-3		1-0 1B		4	1	3	1	0	0	1				
Mike Simms, R (1,9) OBP: 0.453, SLG: 0.750	2-1 1B			2-3 K						4	1	2	3	0	2	2				
Tom Goodwin, L (8,8) OBP: 0.395, SLG: 0.335	1-1 2B								1-3 K	0	0	0	0	0	0	0				
Bill Haselman, R (1,2) OBP: 0.364, SLG: 0.595	0-1 F9			1-1 1B		0-0 FC6-4		2-3 K		4	0	2	0	0	1	1				
Fernando Tatis, R (1,5) OBP: 0.302, SLG: 0.330		2-1 L4		0-0 F9		2-2 FC6-4		3-2 G6-3		4	0	0	0	0	0	2				
Luis Alicea, S (1,4) OBP: 0.371, SLG: 0.417		1-2 G4-3		1-3 1B		0-0 1B		0-1 G6-3		4	0	2	0	0	0	0				
Inning Stats	R: 3 E: 0 K: 2 S: 14	H: 3 LOB: 1 BB: 1 P: 26	R: 0 E: 0 K: 0 S: 7	H: 1 LOB: 1 BB: 0 P: 10	R: 0 E: 1 K: 1 S: 11	H: 1 LOB: 1 BB: 0 P: 18	R: 0 E: 0 K: 0 S: 11	H: 2 LOB: 2 BB: 0 P: 15	R: 0 E: 0 K: 1 S: 9	H: 1 LOB: 0 BB: 0 P: 14	R: 1 E: 0 K: 1 S: 11	H: 3 LOB: 2 BB: 0 P: 16	R: 0 E: 0 K: 1 S: 10	H: 2 LOB: 1 BB: 0 P: 15	R: 0 E: 0 K: 1 S: 9	H: 0 LOB: 0 BB: 0 P: 14	1B: 9 2B: 3 3B: 0 HR: 1	SF: 0 SAC: 0 DP: 1 HBP: 0	WP: 0 PB: 0 SB: 0 CS: 1	PA: 36
PITCHER	IP WLS BF H R ER SO BB IBB HBP BLK WP HR S P ERA WHIP																			
Chuck Finley, L (1,1) ERA: 2.83	6.2 L 32 13 4 4 5 1 0 0 0 0 0 69 109 5.40 2.100																			
Shigetoshi Hasegawa, R (7,1) ERA: 3.66	1.1 4 0 0 0 2 0 0 0 0 0 0 13 19 0.00 0.000																			

Anaheim Angels @ Texas Rangers
The Ballpark at Arlington, Arlington, TX
Sun Jun 14 1998, 8:05 PM EDT
Att: 36,648 - Cloudy - 94 F

AB 35
R 4
H 13
RBI 4
BB 1
SO 7
LOB 18



Batter	1	2	3	4	5	6	7	8	9	AB	R	H	RBI	BB	SO	LOB	TOP					
Darin Erstad, L OBP: 0.373, SLG: 0.572	P6	F9		SF7		E7		K		4	0	0	1	0	1	3						
Craig Shipley, R OBP: 0.304, SLG: 0.365	P2		G4-3 SF7 2B			L9			HR	4	2	2	1	0	0	2						
Jim Edmonds, L OBP: 0.375, SLG: 0.577	F8		G4-3	FC6-4 HBP			K		1B	5	0	1	0	0	1	3						
Tim Salmon, R OBP: 0.403, SLG: 0.592		L8	SF7		K		HR		K	4	1	1	2	0	2	1						
16 Garret Anderson, L OBP: 0.317, SLG: 0.468		HR 1B			L7		G3-1		K	5	2	2	1	0	1	1						
Phil Nevin, R OBP: 0.360, SLG: 0.447		HR	K		G5-3		G2-3		K	5	1	1	2	0	2	1						
Orlando Palmeiro, L OBP: 0.462, SLG: 0.692		1B 2B		1B SF7 1B		K		G4-3		4	2	2	0	0	1	0						
11 Justin Baughman, R OBP: 0.293, SLG: 0.370	E6		F8		G6-3		L5			4	0	0	0	0	0	2						
Gary Disarcina, R OBP: 0.349, SLG: 0.445		2B		HBP 1B		E		1B		3	0	3	1	1	0	0						
Inning Stats	R: 0 E: 0 K: 0 S: 5	H: 0 LOB: 0 BB: 0 P: 8	R: 3 E: 1 K: 0 S: 13	H: 4 LOB: 1 BB: 0 P: 19	R: 2 E: 0 K: 1 S: 12	H: 2 LOB: 2 BB: 0 P: 16	R: 1 E: 0 K: 0 S: 12	H: 2 LOB: 0 BB: 0 P: 18	R: 0 E: 0 K: 1 S: 8	H: 0 LOB: 0 BB: 0 P: 11	R: 0 E: 1 K: 1 S: 9	H: 0 LOB: 2 BB: 1 P: 16	R: 1 E: 0 K: 1 S: 9	H: 1 LOB: 0 BB: 0 P: 12	R: 0 E: 0 K: 1 S: 10	H: 1 LOB: 1 BB: 0 P: 15	R: 1 E: 0 K: 3 S: 12	H: 2 LOB: 1 BB: 0 P: 18	1B: 6 2B: 2 3B: 0 HR: 4	SF: 2 SAC: 0 DP: 0 HBP: 1	WP: 0 PB: 0 SB: 0 CS: 1	PA: 42
PITCHER	IP	WLS	BF	H	R	ER	SO	BB	IBB	HBP	BLK	WP	HR	S	P	ERA	WHIP					
Bobby Witt, R ERA: 7.68	3.1	L	18	8	6	5	1	0	0	0	0	0	2	38	54	13.50	2.400					
Tim Crutcher, R ERA: 4.41	2.2		11	0	0	0	2	1	0	1	0	0	0	21	34	0.00	0.375					
Scott Bailes, L ERA: 4.74	1.1		5	1	1	1	1	0	0	0	0	0	1	13	19	6.75	0.750					
Xavier Hernandez, R ERA: 5.0	1.2		8	3	1	1	4	0	0	0	0	0	1	18	26	5.40	1.800					

Anaheim Angels @ Texas Rangers
The Ballpark at Arlington, Arlington, TX
Mon Jun 15 1998, 8:05 PM EDT
Att: 43,380 - Unknown - 87 F

AB	38
R	8
H	12
RBI	8
BB	1
SO	8
LOB	13



Batter	1	2	3	4	5	6	7	8	9	AB	R	H	RBI	BB	SO	LOB	BOTTOM					
Tom Goodwin, L OBP: 0.391, SLG: 0.331	P5		K		G1-3				G6-3	3	0	0	0	0	1	0						
Roberto Kelly, R OBP: 0.322, SLG: 0.621							1B 29 1B			2	1	1	1	0	0	0						
Luis Alica, S OBP: 0.388, SLG: 0.429	29 1B SF9 1B		G3				29 1B			4	1	3	0	1	0	0						
29 Rusty Greer, L OBP: 0.362, SLG: 0.411			G4-3						BB	5	0	2	1	0	0	2						
Juan Gonzalez, R OBP: 0.337, SLG: 0.602	SF9			G6-3		K	L7			3	0	0	1	0	1	3						
Willi Clark, L OBP: 0.390, SLG: 0.483	G3			G3-1		G5-3		G4-3		4	0	0	0	0	0	2						
Bill Haselman, R OBP: 0.333, SLG: 0.543		K		G6-3			P5	F7		4	0	0	0	0	1	0						
Lee Stevens, L OBP: 0.322, SLG: 0.519							K		2B	3	1	2	1	1	1	0						
Domingo Cedeno, S OBP: 0.369, SLG: 0.474		F8			F8			F8		4	1	1	0	0	0	2						
Fernando Tatis, R OBP: 0.301, SLG: 0.333		F9			K				K	4	1	1	1	0	2	1						
Inning Stats	R: 1 E: 0 K: 0 S: 6	H: 2 LOB: 1 BB: 0 P: 11	R: 0 E: 0 K: 1 S: 8	H: 0 LOB: 1 BB: 1 P: 15	R: 0 E: 0 K: 1 S: 8	H: 0 LOB: 0 BB: 0 P: 16	R: 0 E: 0 K: 0 S: 6	H: 0 LOB: 0 BB: 0 P: 10	R: 1 E: 0 K: 1 S: 10	H: 1 LOB: 0 BB: 0 P: 14	R: 0 E: 0 K: 1 S: 14	H: 1 LOB: 1 BB: 0 P: 24	R: 3 E: 0 K: 1 S: 24	H: 5 LOB: 2 BB: 0 P: 41	R: 0 E: 0 K: 0 S: 9	H: 1 LOB: 1 BB: 0 P: 14	R: 0 E: 0 K: 1 S: 10	H: 0 LOB: 1 BB: 1 P: 18	1B: 7 2B: 2 3B: 0 HR: 1	SF: 1 SAC: 0 DP: 0 HBP: 0	WP: 0 PB: 0 SB: 0 CS: 0	PA: 39
PITCHER	IP	WLS	BF	H	R	ER	SO	BB	IBB	HBP	BLK	WP	HR	S	P	ERA	WHIP					
Steve Sparks, R ERA: 5.4	6.2	W	27	6	4	4	5	1	0	0	0	0	1	62	108	5.40	1.050					
Greg Cadaret, L ERA: 3.12	0.0		3	3	1	1	0	0	0	0	0	0	0	11	18	-	-					
Shigetoshi Hasegawa, R ERA: 3.51	1.0		4	1	0	0	0	0	0	0	0	0	0	9	15	0.00	1.000					
Troy Percival, R ERA: 3.14	1.1	S	5	0	0	0	1	1	0	0	0	0	0	13	22	0.00	0.750					

Anaheim Angels @ Texas Rangers
The Ballpark at Arlington, Arlington, TX
Mon Jun 15 1998, 8:05 PM EDT
Att: 43,380 - Unknown - 87 F

AB	36
R	5
H	10
RBI	5
BB	2
SO	6
LOB	10



Batter	1	2	3	4	5	6	7	8	9	AB	R	H	RBI	BB	SO	LOB	TOP					
Joey Cora, S OBP: 0.350, SLG: 0.368 (1, 4)	F8		G4-3		G6-3		G4-3			4	0	0	0	0	0	0						
Alex Rodriguez, R OBP: 0.359, SLG: 0.601 (1, 6)	G6-3		L6				F8			4	0	1	0	0	0	0						
Ken Griffey Jr., L OBP: 0.375, SLG: 0.639 (1, 8)	WP 1B		L3				FC5-4 1B		P3	4	0	2	0	0	0	1						
Jay Buhner, R OBP: 0.375, SLG: 0.639 (1, 9)	F8				HBP 1B		FC5-4 2B G3		G5-3	4	1	1	0	0	0	2						
David Segui, S OBP: 0.394, SLG: 0.567 (1, 3)		K			P5		G3 2B		F8	4	1	1	0	0	1	1						
Edgar Martinez, R OBP: 0.412, SLG: 0.527 (1, 10)		K			F9		G3		G5-3	4	0	0	1	0	1	2						
Glenallen Hill, R OBP: 0.349, SLG: 0.555 (1, 7)							2B HBP		P4	3	0	2	1	0	0	0						
John Marzano, R OBP: 0.324, SLG: 0.364 Rob Ducey, L OBP: 0.324, SLG: 0.380 (9, PH)		F8			G4-3		L4		K	3	0	0	0	0	0	4						
Russ Davis, R OBP: 0.310, SLG: 0.442 (1, 5)			P6				F8		F9	3	0	0	0	0	0	0						
Inning Stats	R: 0 E: 0 K: 0 S: 6	H: 1 LOB: 1 BB: 0 P: 10	R: 0 E: 0 K: 2 S: 10	H: 1 LOB: 1 BB: 0 P: 15	R: 0 E: 0 K: 0 S: 8	H: 1 LOB: 1 BB: 0 P: 11	R: 0 E: 0 K: 0 S: 5	H: 0 LOB: 0 BB: 0 P: 8	R: 2 E: 0 K: 0 S: 12	H: 3 LOB: 1 BB: 0 P: 19	R: 0 E: 0 K: 0 S: 5	H: 0 LOB: 0 BB: 0 P: 8	R: 0 E: 0 K: 1 S: 12	H: 0 LOB: 0 BB: 0 P: 17	R: 0 E: 0 K: 1 S: 9	H: 0 LOB: 0 BB: 0 P: 10	1B: 4 2B: 3 3B: 0 HR: 0	SF: 0 SAC: 0 DP: 0 HBP: 1	WP: 1 PB: 0 SB: 1 CS: 0	PA: 35		
PITCHER	IP	WLS	BF	H	R	ER	SO	BB	IBB	HBP	BLK	WP	HR	S	P	ERA	WHIP					
Jason Dickson, R ERA: 5.43 Mike Holtz, L ERA: 6.27 Shigetoshi Hasegawa, R ERA: 3.51 Troy Percival, R ERA: 3.03	(1, 1)	7.0	W	29	7	2	2	2	0	0	1	0	1	0	54	82	2.57	1.000				
	(8, 1)	0.1		1	0	0	0	0	0	0	0	0	0	0	4	4	0.00	0.000				
	(8, 1)	0.2		2	0	0	0	0	0	0	0	0	0	0	8	13	0.00	0.000				
	(9, 1)	1.0	S	3	0	0	0	1	0	0	0	0	0	9	10	0.00	0.000					

Seattle Mariners @ Anaheim Angels
Edison International Field, Anaheim, CA
Tue Jun 16 1998, 10:05 PM EDT
Att: 23,123 - Cloudy - 69 F

AB 34
R 2
H 7
RBI 2
BB 0
SO 3
LOB 10



Batter	1	2	3	4	5	6	7	8	9	AB	R	H	RBI	BB	SO	LOB	BOTTOM				
Darin Erstad, L OBP: 0.371, SLG: 0.571 (1, 7)	E3 2B 1B				P2				G3	4	1	1	0	0	0	0					
Dave Hollins, S OBP: 0.327, SLG: 0.390 (1, 5)	3-2 1B 2B		P5		K				S BB	3	1	1	0	1	1	1					
Jim Edmonds, L OBP: 0.373, SLG: 0.571 (1, 8)	1B 1B		G3				G3		K	4	0	1	2	0	1	1					
Tim Salmon, R OBP: 0.400, SLG: 0.581 (1, 10)	K		1B BB		G6-3				F8	3	1	0	0	1	1	1					
Cecil Fielder, R OBP: 0.343, SLG: 0.432 Orlando Palmeiro, L OBP: 0.462, SLG: 0.692 (1, 3)	K		P4		K				F8	4	0	0	0	0	2	2					
16 Garret Anderson, L OBP: 0.323, SLG: 0.477 (1, 9)			1B		1B				2B	4	0	3	0	0	0	0					
Matt Walbeck, S OBP: 0.314, SLG: 0.396 (1, 2)	G3		1B		FC6-4 1B		G4-3		G3	4	0	1	1	0	0	3					
11 Justin Baughman, R OBP: 0.282, SLG: 0.355 (1, 4)			G1-3		FC6-4		K		K	3	0	0	0	0	1	2					
Gary Disarcina, R OBP: 0.345, SLG: 0.439 (1, 6)			G6-3				G6-3		K	3	0	0	0	0	1	0					
Inning Stats	R: 2 E: 1 K: 2 S: 24	H: 3 LOB: 2 BB: 0 P: 36	R: 0 E: 0 K: 0 S: 6	H: 1 LOB: 1 BB: 0 P: 7	R: 1 E: 0 K: 0 S: 15	H: 2 LOB: 2 BB: 1 P: 27	R: 0 E: 0 K: 1 S: 8	H: 0 LOB: 0 BB: 0 P: 11	R: 0 E: 0 K: 1 S: 10	H: 0 LOB: 0 BB: 0 P: 13	R: 0 E: 0 K: 2 S: 11	H: 0 LOB: 1 BB: 1 P: 18	R: 0 E: 0 K: 0 S: 7	H: 1 LOB: 1 BB: 0 P: 11	1B: 4 2B: 3 3B: 0 HR: 0	SF: 0 SAC: 0 DP: 0 HBP: 0	WP: 0 PB: 0 SB: 1 CS: 0	PA: 34			
PITCHER	IP	WLS	BF	H	R	ER	SO	BB	IBB	HBP	BLK	WP	HR	S	P	ERA	WHIP				
26 Bill Swift, R ERA: 4.54 Bob Wells, R ERA: 4.71 Paul Spoljaric, L ERA: 4.68	(1, 1)	2.0	L	11	4	2	1	2	0	0	0	0	0	30	43	4.50	2.000				
	(3, 1)	4.0		15	2	1	1	3	1	0	0	0	0	39	63	2.25	0.750				
	(7, 1)	2.0		8	1	0	0	2	1	0	0	0	0	18	29	0.00	1.000				

Seattle Mariners @ Anaheim Angels
Edison International Field, Anaheim, CA
Tue Jun 16 1998, 10:05 PM EDT
Att: 23,123 - Cloudy - 69 F

AB 32
R 3
H 7
RBI 3
BB 2
SO 7
LOB 10



Batter	1	2	3	4	5	6	7	8	9	AB	R	H	RBI	BB	SO	LOB	TOP								
Charles Gipson, R (1, 5) OBP: 0.421, SLG: 0.333 Joey Cora, S (8, FH) OBP: 0.349, SLG: 0.367 (8, 4)	G3		HBP		CS BB			G4-3		1	0	0	0	1	0	0									
Alex Rodriguez, R (1, 6) OBP: 0.398, SLG: 0.597	G6-3		G1-6-3 1B		K			G4-3		4	0	1	1	0	1	1									
Ken Griffey Jr., L (1, 8) OBP: 0.371, SLG: 0.630	G4-3		G1-6-3 1B			G3-1		G6-3		4	0	0	0	0	0	2									
Jay Buhner, R (1, 9) OBP: 0.364, SLG: 0.600		F9		G6-3 1B		L4		F8		4	0	1	0	0	0	0									
David Segui, S (1, 3) OBP: 0.399, SLG: 0.566		S 1B		G6-3 BB		FC5-4 BB		K		2	0	1	0	2	1	0									
Edgar Martinez, R (1, 10) OBP: 0.407, SLG: 0.518		K		G6-3		FC5-4		E5		4	0	0	0	0	1	4									
Glenallen Hill, R (1, 7) Rob Ducey, L (7, 7) OBP: 0.322, SLG: 0.377		G6-3		G6-3			G1-3	F9		3	0	0	0	0	0	2									
Dan Wilson, R (1, 2) OBP: 0.304, SLG: 0.362			G4-3		HR		G4-3			3	1	1	1	0	0	0									
Jeff Huson, L (1, 4) OBP: 0.250, SLG: 0.273 (8, 5)			HBP 1B BB		K		K			2	1	0	0	1	2	0									
Inning Stats	R: 0 E: 0 K: 0 S: 5	H: 0 LOB: 0 BB: 0 P: 7	R: 0 E: 0 K: 1 S: 9	H: 1 LOB: 1 BB: 0 P: 17	R: 1 E: 0 K: 0 S: 5	H: 1 LOB: 1 BB: 1 P: 12	R: 0 E: 0 K: 0 S: 7	H: 1 LOB: 1 BB: 1 P: 12	R: 1 E: 0 K: 2 S: 15	H: 1 LOB: 1 BB: 1 P: 24	R: 0 E: 0 K: 0 S: 7	H: 0 LOB: 1 BB: 1 P: 18	R: 0 E: 0 K: 1 S: 6	H: 0 LOB: 0 BB: 0 P: 10	R: 0 E: 0 K: 0 S: 6	H: 0 LOB: 0 BB: 0 P: 9	R: 0 E: 1 K: 1 S: 10	H: 0 LOB: 1 BB: 0 P: 16	1B: 3 2B: 1 3B: 0 HR: 1	SF: 0 SAC: 0 DP: 3 HBP: 1	WP: 0 PB: 0 SB: 1 CS: 1	PA: 34			
PITCHER	IP	WLS	BF	H	R	ER	SO	BB	IBB	HBP	BLK	WP	HR	S	P	ERA	WHIP								
Omar Olivares, R (1, 1) ERA: 2.7	8.0	W	30	4	2	2	4	4	0	1	0	0	1	60	109	2.25	1.000								
Troy Percival, R (9, 1) ERA: 2.93	1.0	S	4	0	0	0	1	0	0	0	0	0	0	10	16	0.00	0.000								

Seattle Mariners @ Anaheim Angels
Edison International Field, Anaheim, CA
Wed Jun 17 1998, 10:05 PM EDT
Att: 24,800 - Unknown - 72 F

AB	29
R	2
H	4
RBI	2
BB	4
SO	5
LOB	10



Batter	1	2	3	4	5	6	7	8	9	AB	R	H	RBI	BB	SO	LOB	BOTTOM								
Darin Erstad, L (1, 7) OBP: 0.370, SLG: 0.577	G6-3	P5			F7		HR			4	1	1	2	0	0	2									
Dave Hollins, S (1, 5) OBP: 0.330, SLG: 0.386	1B BB	F8			P3		1B SF8 HBP			2	2	0	0	1	0	2									
Jim Edmonds, L (1, 8) OBP: 0.375, SLG: 0.570	1B				F7		1B			4	0	2	0	0	1	0									
Tim Salmon, R (1, 10) OBP: 0.397, SLG: 0.577	1B				F7		SF8			3	0	1	2	0	1	0									
Cecil Fielder, R (1, 3) OBP: 0.342, SLG: 0.429	K				1B		F7			4	0	1	0	0	1	3									
16 Garret Anderson, L (1, 9) OBP: 0.326, SLG: 0.485	G1-3				G3-1			G4-6-3 1B		4	0	2	0	0	0	3									
Phil Nevin, R (1, 2) OBP: 0.348, SLG: 0.429		L4			K			G4-6-3 1B		4	0	0	0	0	1	2									
11 Justin Baughman, R (1, 4) OBP: 0.293, SLG: 0.363		E 1B			F9			K		4	1	2	0	0	1	0									
Gary Disarcina, R (1, 6) OBP: 0.342, SLG: 0.435		E1			G4-3		SH3-4 HR 1B			2	0	0	0	0	0	1									
Inning Stats	R: 1 E: 0 K: 1 S: 15	H: 2 LOB: 2 BB: 1 P: 25	R: 0 E: 1 K: 0 S: 10	H: 1 LOB: 2 BB: 0 P: 14	R: 0 E: 0 K: 1 S: 16	H: 1 LOB: 1 BB: 0 P: 21	R: 0 E: 0 K: 1 S: 7	H: 0 LOB: 0 BB: 0 P: 9	R: 0 E: 0 K: 0 S: 4	H: 0 LOB: 0 BB: 0 P: 5	R: 0 E: 0 K: 1 S: 9	H: 1 LOB: 1 BB: 0 P: 14	R: 3 E: 0 K: 0 S: 14	H: 3 LOB: 1 BB: 0 P: 20	R: 0 E: 0 K: 1 S: 6	H: 1 LOB: 0 BB: 0 P: 9	1B: 7 2B: 0 3B: 1 HR: 1	SF: 1 SAC: 1 DP: 1 HBP: 1	WP: 0 PB: 0 SB: 0 CS: 0	PA: 35					
PITCHER	IP	WLS	BF	H	R	ER	SO	BB	IBB	HBP	BLK	WP	HR	S	P	ERA	WHIP								
Jeff Fassero, L (1, 1) ERA: 4.3	7.0	L	33	9	4	4	4	1	0	1	0	0	1	77	111	5.14	1.429								
Mike Timlin, R (8, 1) ERA: 3.66	1.0		2	0	0	0	1	0	0	0	0	0	0	4	6	0.00	0.000								

Seattle Mariners @ Anaheim Angels
Edison International Field, Anaheim, CA
Wed Jun 17 1998, 10:05 PM EDT
Att: 24,800 - Unknown - 72 F

AB	31
R	4
H	9
RBI	4
BB	1
SO	5
LOB	13



Batter	1	2	3	4	5	6	7	8	9	AB	R	H	RBI	BB	SO	LOB	TOP								
Joey Cora, S (1, 4) OBP: 0.351, SLG: 0.364	G3-1		1B	G6-4-3			L3			2	1	0	0	1	0	1									
Alex Rodriguez, R (1, 6) OBP: 0.356, SLG: 0.592	K		1B			P4	L3			4	1	1	2	0	1	1									
Ken Griffey Jr., L (1, 8) OBP: 0.372, SLG: 0.639	HR		1B			K				4	1	2	2	0	1	0									
Jay Buhner, R (1, 9) OBP: 0.333, SLG: 0.558	K		SF8			F9				3	0	0	1	0	1	0									
David Segui, S (1, 3) OBP: 0.397, SLG: 0.561		L6	F8			F9				4	0	1	0	0	0	1									
Edgar Martinez, R (1, 10) OBP: 0.408, SLG: 0.520	K									3	0	1	0	1	1	1									
Glenallen Hill, R (1, 7) OBP: 0.339, SLG: 0.538		F9	G4-3			G6-3				4	0	0	0	0	1	3									
Dan Wilson, R (1, 2) OBP: 0.307, SLG: 0.365			HBP 1B			F7				4	1	2	0	0	1	1									
Russ Davis, R (1, 5) OBP: 0.311, SLG: 0.441										3	1	1	0	0	0	1									
Jeff Huson, L (7, 5) OBP: 0.245, SLG: 0.267			HBP 1B			F7				1	0	0	0	0	0	0									
Inning Stats	R: 1 E: 0 K: 2 S: 12	H: 1 LOB: 0 BB: 0 P: 19	R: 0 E: 0 K: 1 S: 7	H: 0 LOB: 0 BB: 0 P: 9	R: 4 E: 0 K: 0 S: 17	H: 4 LOB: 2 BB: 1 P: 28	R: 0 E: 0 K: 0 S: 9	H: 1 LOB: 0 BB: 0 P: 12	R: 0 E: 0 K: 1 S: 6	H: 0 LOB: 1 BB: 0 P: 10	R: 0 E: 0 K: 0 S: 8	H: 0 LOB: 1 BB: 1 P: 12	R: 0 E: 0 K: 0 S: 9	H: 1 LOB: 0 BB: 0 P: 16	R: 0 E: 0 K: 1 S: 11	H: 0 LOB: 0 BB: 0 P: 17	1B: 6 2B: 2 3B: 0 HR: 1	SF: 1 SAC: 0 DP: 2 HBP: 1	WP: 0 PB: 0 SB: 1 CS: 0	PA: 36					
PITCHER	IP	WLS	BF	H	R	ER	SO	BB	IBB	HBP	BLK	WP	HR	S	P	ERA	WHIP								
Jarrod Washburn, L (1, 1) ERA: 3.33	7.1	W	30	7	5	5	4	2	0	0	0	0	1	67	103	6.14	1.227								
Rich DeLucia, R (8, 1) ERA: 5.94	1.2	S	6	1	0	0	2	0	0	0	0	0	0	18	30	0.00	0.600								

Seattle Mariners @ Anaheim Angels
Edison International Field, Anaheim, CA
Thu Jun 18 1998, 10:05 PM EDT
Att: 30,268 - Unknown - 74 F

AB 32
R 5
H 8
RBI 5
BB 2
SO 6
LOB 9





Batter	1	2	3	4	5	6	7	8	9	AB	R	H	RBI	BB	SO	LOB	BOTTOM								
Darin Erstad, L (1, 7) OBP: 0.370, SLG: 0.578	F7		F9		FC3-6		SH 1B			5	2	2	2	0	0	2									
Dave Hollins, S (1, 5) OBP: 0.336, SLG: 0.397							SF8 1B			4	2	3	1	0	0	1									
Orlando Palmeiro, L (8, 8) OBP: 0.429, SLG: 0.643	1B		E5				SF8 SH			1	0	0	0	0	0	1									
Jim Edmonds, L (1, 8) OBP: 0.375, SLG: 0.567			G1-3				SF8 1B			3	0	1	1	0	0	3									
Craig Shipley, R (7, PH) OBP: 0.316, SLG: 0.377	1B		G1-3				SH			1	1	1	1	0	0	0									
Tim Salmon, R (1, 10) OBP: 0.397, SLG: 0.572							SF8			3	0	1	2	1	0	1									
Cecil Fielder, R (1, 3) OBP: 0.343, SLG: 0.434	L6-3						SF8			4	1	2	2	0	1	4									
16 Garrett Anderson, L (1, 9) OBP: 0.320, SLG: 0.475		F8			P5		F8			5	0	0	0	0	0	3									
Phil Nevin, R (1, 2) OBP: 0.345, SLG: 0.422		G1-3			G5-3		E5			4	1	1	0	0	0	0									
11 Justin Baughman, R (1, 4) OBP: 0.291, SLG: 0.357			K		F9		P3			4	1	1	0	0	1	1									
Gary Disarcina, R (1, 6) OBP: 0.350, SLG: 0.442										3	3	3	0	0	0	0									
Inning Stats	R: 1 E: 0 K: 0 S: 16	H: 3 LOB: 1 BB: 0 P: 26	R: 0 E: 0 K: 1 S: 9	H: 0 LOB: 0 BB: 0 P: 14	R: 1 E: 1 K: 1 S: 10	H: 1 LOB: 2 BB: 1 P: 20	R: 0 E: 0 K: 0 S: 8	H: 0 LOB: 0 BB: 0 P: 10	R: 0 E: 0 K: 0 S: 11	H: 2 LOB: 1 BB: 0 P: 17	R: 1 E: 1 K: 0 S: 12	H: 1 LOB: 1 BB: 0 P: 20	R: 3 E: 0 K: 0 S: 14	H: 3 LOB: 1 BB: 0 P: 22	R: 5 E: 1 K: 0 S: 19	H: 5 LOB: 1 BB: 0 P: 27	1B: 12 2B: 4 3B: 0 HR: 0	SF: 2 SAC: 2 DP: 2 HBP: 0	WP: 0 PB: 0 SB: 0 CS: 0	PA: 42					
PITCHER	IP	WLS	BF	H	R	ER	SO	BB	IBB	HBP	BLK	WP	HR	S	P	ERA	WHIP								
Jamie Moyer, L (1, 1) ERA: 3.6	6.0	L	3	2	0	0	0	0	0	0	0	0	0	7	11										
Paul Spoljaric, L (7, 1) ERA: 5.23	0.0																								
31 Bobby Ayala, R (7, 1) ERA: 7.82	1.2		11	5	7	7	0	0	0	0	0	0	0	23	33	37.80	3.000								
39 Greg McCarthy, L (8, 1) ERA: 2.7	0.1		1	0	0	0	0	0	0	0	0	0	0	1	1	0.00	0.000								

Seattle Mariners @ Anaheim Angels
Edison International Field, Anaheim, CA
Thu Jun 18 1998, 10:05 PM EDT
Att: 30,268 - Unknown - 74 F

AB 37
R 11
H 15
RBI 9
BB 1
SO 2
LOB 16




Batter	1	2	3	4	5	6	7	8	9	AB R H RBI BB SO LOB	TOP																	
Luis Altea, S OBP: 0.374, SLG: 0.426 (1, 4)	2-0 1B		2-3 K		2-0 HR		1-2 E3 2B	2-2 G1-3		5 2 2 1 0 1 2	<p>Texas Rangers @ Anaheim Angels Edison International Field, Anaheim, CA</p> <p>Fri Jun 19 1998, 10:05 PM EDT Att: 38,866 - Unknown - 74 F</p> <p>livebaseballscorecards.com</p> <p>AB 36 R 7 H 8 RBI 7 BB 5 SO 9 LOB 20</p> 																	
Roberto Kelly, R OBP: 0.309, SLG: 0.606 (7, 9)	0-3 K		0-1 F8		0-3 K		0-3 K		4-1 HR BB	4 1 0 0 1 3 3																		
29 Rusty Greer, L OBP: 0.367, SLG: 0.404 (1, 7)	0-2 F8			2-2 F8	2-2 G1-3		4-1 2B BB		3-2 F7	4 1 0 0 1 0 2																		
Juan Gonzalez, R OBP: 0.346, SLG: 0.604 (1, 10)	0-1 1B			4-2 E BB 1B BB	0-0 F9		1-2 2B		1-0 HR	4 2 3 5 1 0 0																		
Will Clark, L OBP: 0.388, SLG: 0.467 (1, 3)	3-2 G3			4-1 1B E BB		1-1 F8	4-0 BB		2-3 K	3 0 0 0 2 1 2																		
Ivan Rodriguez, R OBP: 0.411, SLG: 0.602 (1, 2)		1-0 F9		0-2 E3 1B		0-0 G6-3	0-0 F9		0-3 K	5 0 0 0 0 1 4																		
Mike Simms, R OBP: 0.414, SLG: 0.677 Tom Goodwin, L OBP: 0.390, SLG: 0.327 (7, 8)		1-3 K		2-3 K		1-0 P4		2-1 SH1-3 1B		3 0 0 0 0 2 3 1 0 1 0 0 0 0																		
Kevin Elster, R OBP: 0.340, SLG: 0.403 (1, 6)		2-3 K		0-0 1B			0-0 F9		0-0 SH1-3	3 0 1 1 0 1 0																		
Fernando Tatis, R OBP: 0.294, SLG: 0.329 (1, 5)			0-0 F9		0-2 F9		3-2 2B E 1B		1-0 P5	4 1 1 0 0 0 4																		
Inning Stats	R: 0 E: 0 K: 1 S: 13	H: 2 LOB: 2 BB: 0 P: 18	R: 0 E: 0 K: 2 S: 7	H: 0 LOB: 0 BB: 0 P: 11	R: 0 E: 0 K: 1 S: 7	H: 0 LOB: 0 BB: 0 P: 9	R: 1 E: 1 K: 1 S: 20	H: 1 LOB: 3 BB: 2 P: 32	R: 1 E: 0 K: 0 S: 8	H: 1 LOB: 0 BB: 0 P: 12		R: 0 E: 0 K: 0 S: 4	H: 0 LOB: 0 BB: 0 P: 6	R: 3 E: 1 K: 1 S: 18	H: 2 LOB: 2 BB: 2 P: 31	R: 0 E: 0 K: 0 S: 7	H: 1 LOB: 1 BB: 0 P: 12	R: 2 E: 0 K: 2 S: 12	H: 1 LOB: 0 BB: 1 P: 22	1B: 5 2B: 1 3B: 0 HR: 2	SF: 0 SAC: 1 DP: 0 HBP: 0	WP: 0 PB: 0 SB: 0 CS: 0	PA: 42					
PITCHER	IP WLS BF H R ER SO BB IBB HBP BLK WP HR S P ERA WHIP											IP WLS BF H R ER SO BB IBB HBP BLK WP HR S P ERA WHIP																
Chuck Finley, L ERA: 2.74 Shigetoshi Hasegawa, R ERA: 3.74	(1, 1) (7, 1)	6.2 2.1	L 10	32 10	6 2	5 2	1 2	7 2	4 1	0 0	0 0	0 0	0 0	0 1	76 20	118 35	1.35 7.71	1.500 1.286										

Batter	1	2	3	4	5	6	7	8	9	AB R H RBI BB SO LOB	BOTTOM														
Darin Erstad, L OBP: 0.365, SLG: 0.568 (1, 7)	1-3 K		0-1 G5-3		0-1 G4-3		2-2 L4		3-2 F7	5 0 0 0 0 1 2	<p>Texas Rangers @ Anaheim Angels Edison International Field, Anaheim, CA</p> <p>Fri Jun 19 1998, 10:05 PM EDT Att: 38,866 - Unknown - 74 F</p> <p>livebaseballscorecards.com</p> <p>AB 36 R 3 H 11 RBI 3 BB 0 SO 6 LOB 14</p> 														
Dave Hollins, S OBP: 0.331, SLG: 0.390 (1, 5)	2-3 K		3-2 F7		2-2 L5		1-1 F9			4 0 0 0 0 1 1															
Jim Edmonds, L OBP: 0.376, SLG: 0.578 (1, 8)	0-1 G4-3		1-1 F7			2-1 1B 1B		0-0 HR		4 2 2 1 0 0 0															
Tim Salmon, R OBP: 0.399, SLG: 0.571 (1, 10)		2-0 1B 16 1B SF9 1B		3-3 K		3-1 1B 1B		1-3 K		4 1 2 0 0 2 0															
Cecil Fielder, R OBP: 0.341, SLG: 0.431 Orlando Palmeiro, L OBP: 0.429, SLG: 0.943 (8, PR) (9, 7)		1-3 K		1-1 G5-3		1-1 P3		3-2 16 G3-6 1B		4 0 1 0 0 1 3 0 0 0 0 0 0 0															
16 Garret Anderson, L OBP: 0.323, SLG: 0.476 (1, 9)		2-1 11 SF9 1B		1-1 FC6-4 1B		1-3 K		1-0 G3-6		4 0 2 0 0 1 3															
Matt Walbeck, S OBP: 0.318, SLG: 0.399 (1, 2)		0-0 1B		0-2 FC6-4		0-0 1B		1-1 F8		4 0 2 1 0 0 1															
11 Justin Baughman, R OBP: 0.278, SLG: 0.345 (1, 4)		1-1 SF9			1-0 F9		2-2 F7		1-1 G6-3	3 0 0 1 0 0 2															
Gary Disarcina, R OBP: 0.352, SLG: 0.443 (1, 6)		0-1 G5-3			1-1 G4-3 1B		3-1 F7		2-1 1B	4 0 2 0 0 0 2															
Inning Stats	R: 0 E: 0 K: 2 S: 10	H: 0 LOB: 0 BB: 0 P: 13	R: 1 E: 0 K: 1 S: 11	H: 3 LOB: 2 BB: 0 P: 17	R: 0 E: 0 K: 0 S: 7	H: 0 LOB: 0 BB: 0 P: 11	R: 0 E: 0 K: 1 S: 11	H: 1 LOB: 1 BB: 0 P: 16	R: 0 E: 0 K: 0 S: 8	H: 1 LOB: 1 BB: 0 P: 12		R: 1 E: 0 K: 1 S: 14	H: 3 LOB: 2 BB: 0 P: 23	R: 0 E: 0 K: 0 S: 7	H: 0 LOB: 0 BB: 0 P: 13	R: 1 E: 0 K: 1 S: 8	H: 2 LOB: 1 BB: 0 P: 13	R: 0 E: 0 K: 0 S: 10	H: 1 LOB: 1 BB: 0 P: 17	1B: 10 2B: 0 3B: 0 HR: 1	SF: 1 SAC: 0 DP: 1 HBP: 0	WP: 0 PB: 0 SB: 0 CS: 0	PA: 37		
PITCHER	IP WLS BF H R ER SO BB IBB HBP BLK WP HR S P ERA WHIP											IP WLS BF H R ER SO BB IBB HBP BLK WP HR S P ERA WHIP													
Rick Helling, R ERA: 4.38 Danny Patterson, R ERA: 4.07 John Wetteland, R ERA: 1.57	(1, 1) (8, 1) (9, 1)	7.0 1.0 1.0	W 3 4	30 1 1	3 0 0	3 0 0	5 1 0	1 0 0	0 0 0	0 0 0	0 0 0	0 7 10	69 12 17	3.86 0.00 0.00	1.286 1.000 1.000										

Batter	1	2	3	4	5	6	7	8	9	AB	R	H	RBI	BB	SO	LOB	TOP			
Tom Goodwin, L OBP: 0.393, SLG: 0.325 Roberto Kelly, R OBP: 0.300, SLG: 0.588 (7, PH) (7, 8)	4-0 G5-3 29 1B BB		4-0 BB SH1-3 BB		0-0 F8		0-0 L4		0-3 K	1	1	0	0	2	0	0				
Luis Alcaez, S OBP: 0.371, SLG: 0.417 (1, 4)	0-0 G5-3		0-0 SH1-3		0-0 G6-3		0-0 P5		4-0 BB	3	0	0	0	1	0	2				
29 Rusty Greer, L OBP: 0.370, SLG: 0.409 (1, 7)	0-0 HR 2H 1B		4-0 BB BB		0-0 2B				0-0 F9	4	1	2	1	1	0	2				
Juan Gonzalez, R OBP: 0.348, SLG: 0.611 (1, 9)	0-0 HR 1H		0-0 F7		0-0 P3				4-0 BB	3	1	1	2	1	0	3				
Will Clark, L OBP: 0.386, SLG: 0.462 (1, 10)	0-0 F8		4-0 BB 1-2 2-3		0-0 G4-3				0-0 E3	3	0	0	0	1	0	1				
Ivan Rodriguez, R OBP: 0.409, SLG: 0.596 (1, 2)	0-0 F9		0-0 F9		0-0 G4-6-3 1B				0-0 F9	4	0	1	0	0	0	5				
Lee Stevens, L OBP: 0.312, SLG: 0.495 (1, 3)			0-0 G1-3		0-0 G4-3				0-3 K	4	0	0	0	0	1	3				
Kevin Elster, R OBP: 0.338, SLG: 0.400 (1, 6)			0-0 F9		0-0 G5-3				0-0 BB 1B	4	0	1	0	0	1	0				
Fernando Tatis, R OBP: 0.294, SLG: 0.327 (1, 5)			0-0 G1-3		0-3 K				0-0 P4	4	0	1	0	0	1	1				
Inning Stats	R: 3 E: 0 K: 0 S: 5	H: 2 LOB: 0 BB: 1 P: 9	R: 0 E: 0 K: 0 S: 3	H: 0 LOB: 0 BB: 0 P: 3	R: 0 E: 0 K: 0 S: 3	H: 0 LOB: 3 BB: 3 P: 15	R: 0 E: 0 K: 1 S: 5	H: 0 LOB: 0 BB: 0 P: 5	R: 0 E: 0 K: 0 S: 4	H: 1 LOB: 1 BB: 0 P: 4	R: 0 E: 0 K: 0 S: 6	H: 1 LOB: 0 BB: 0 P: 6	R: 0 E: 1 K: 1 S: 6	H: 0 LOB: 2 BB: 1 P: 10	R: 0 E: 0 K: 1 S: 6	H: 1 LOB: 2 BB: 1 P: 10	1B: 4 2B: 1 3B: 0 HR: 1	SF: 0 SAC: 1 DP: 1 HBP: 0	WP: 0 PB: 0 SB: 0 CS: 0	PA: 39
PITCHER	IP WLS BF H R ER SO BB IBB HBP BLK WP HR S P ERA WHIP	PITCHER																		
Steve Sparks, R ERA: 4.85 (1, 1)	6.1 W 27 5 3 3 2 4 0 0 0 0 1 27 43 4.26 1.421																			
Greg Cadaret, L ERA: 2.95 (7, 1)	1.0 5 0 0 0 0 1 0 0 0 0 0 0 4 8 0.00 1.000																			
Rich DeLucia, R ERA: 5.82 (8, 1)	0.2 2 0 0 0 1 0 0 0 0 0 0 0 4 4 0.00 0.000																			
Troy Percival, R ERA: 2.84 (9, 1)	1.0 5 1 0 0 1 1 0 0 0 0 0 0 6 10 0.00 2.000																			

Texas Rangers @ Anaheim Angels
Edison International Field, Anaheim, CA
Sat Jun 20 1998, 6:33 AM EDT
Att: 31,671 - Sunny - 78 F

AB 32
R 3
H 6
RBI 3
BB 6
SO 4
LOB 19



Batter	1	2	3	4	5	6	7	8	9	AB	R	H	RBI	BB	SO	LOB	BOTTOM			
Darin Erstad, L OBP: 0.368, SLG: 0.577 (1, 3)	0-0 HR		0-0 BB BB FC4-6 2B		4-0 BB BB				0-3 K	4	2	2	2	1	1	2				
Dave Hollins, S OBP: 0.341, SLG: 0.397 Craig Shipley, R OBP: 0.310, SLG: 0.370 (1, 5) (6, 5)	1-0 1B FC5-4 HBP		4-0 BB BB		4-0 BB 1-2				0-0 G1-5-3	1	1	1	2	2	0	0				
Jim Edmonds, L OBP: 0.377, SLG: 0.575 (1, 8)	0-0 FC5-4 1-3 1B		0-0 F7		0-0 F9				0-0 BB 1B	5	1	2	0	0	0	5				
Tim Salmon, R OBP: 0.399, SLG: 0.561 Damon Mashore, R OBP: 0.330, SLG: 0.394 (1, 10) (6, PR)	0-0 FC5-4 16 BB 1B		4-0 BB 1-2 2-3		0-0 G4-3				4-0 BB 16 1B BB	3	1	0	1	2	0	1				
16 Garret Anderson, L OBP: 0.324, SLG: 0.473 (1, 9)	4-0 1B 1-2 BB		0-3 K		0-0 G5-3				0-0 BB 1B	4	0	1	0	1	1	3				
Phil Nevin, R OBP: 0.355, SLG: 0.434 (1, 2)	0-3 K		4-0 BB FC4-6 BB		0-0 2B				0-0 BB 1B	4	1	2	2	1	2	2				
Orlando Palmeiro, L OBP: 0.474, SLG: 0.588 (1, 7)	0-0 FC6-4 1-3 2H 1B		4-0 BB FC4-6 1B 2B BB		0-0 F9				4-0 BB G1-6-3 BB	3	1	1	1	2	0	3				
Norberto Martin, R OBP: 0.248, SLG: 0.273 (1, 4)	0-0 FC6-4 1-2		0-0 FC4-6 1-2 2-3 1B		0-0 G6-3				0-0 G1-6-3	4	0	1	0	0	0	3				
Gary Disarcina, R OBP: 0.347, SLG: 0.436 (1, 6)			0-0 G5-3		0-0 P3				0-0 G6-3	4	0	0	0	0	0	3				
Inning Stats	R: 3 E: 0 K: 1 S: 8	H: 3 LOB: 2 BB: 1 P: 13	R: 0 E: 0 K: 1 S: 6	H: 1 LOB: 2 BB: 2 P: 14	R: 3 E: 0 K: 0 S: 5	H: 2 LOB: 1 BB: 2 P: 13	R: 0 E: 0 K: 0 S: 4	H: 1 LOB: 1 BB: 0 P: 4	R: 0 E: 0 K: 0 S: 3	H: 0 LOB: 2 BB: 2 P: 11	R: 0 E: 0 K: 1 S: 5	H: 0 LOB: 0 BB: 0 P: 5	R: 0 E: 0 K: 0 S: 2	H: 0 LOB: 1 BB: 1 P: 6	R: 2 E: 0 K: 1 S: 8	H: 3 LOB: 2 BB: 1 P: 12	1B: 7 2B: 2 3B: 0 HR: 1	SF: 0 SAC: 0 DP: 1 HBP: 1	WP: 0 PB: 0 SB: 0 CS: 0	PA: 43
PITCHER	IP WLS BF H R ER SO BB IBB HBP BLK WP HR S P ERA WHIP	PITCHER																		
Todd Van Poppel, R ERA: 22.5 (1, 1)	2.0 L 16 4 5 5 2 5 0 1 0 0 0 12 20 22.50 4.500																			
Al Levine, R ERA: 4.91 (3, 1)	3.0 14 3 1 1 0 2 0 0 0 0 0 0 12 20 3.00 1.667																			
Tim Crabtree, R ERA: 4.0 (6, 1)	2.0 6 0 0 0 1 1 0 0 0 0 0 0 7 11 0.00 0.500																			
Scott Bailes, L ERA: 5.26 (8, 1)	1.0 7 3 2 2 1 1 0 0 0 0 0 0 8 12 18.00 4.000																			

Texas Rangers @ Anaheim Angels
Edison International Field, Anaheim, CA
Sat Jun 20 1998, 6:33 AM EDT
Att: 31,671 - Sunny - 78 F

AB 33
R 8
H 10
RBI 8
BB 9
SO 4
LOB 22



Batter	1	2	3	4	5	6	7	8	9	AB	R	H	RBI	BB	SO	LOB	TOP								
Tom Goodwin, L (1, 8) OBP: 0.393, SLG: 0.324	G6-3			L4	29 1B 1B BB		K		1B 29 G4-3 1B	4	2	1	0	1	1	1									
Luis Alica, S (1, 4) OBP: 0.378, SLG: 0.419	G6-3			K	29 1B 1-2 1B		29 1B 1-2 SF9 BB		29 G4-3 1-3 1B	4	1	2	0	1	1	0									
29 Rusty Greer, L (1, 7) OBP: 0.374, SLG: 0.413	F7			1B 2B 1B	1-3 2-H 1B		1-3 2-H 1B		G4-3 1-1 1-3 3-H 1-1 1B	5	1	3	3	0	0	1									
Juan Gonzalez, R (1, 9) OBP: 0.345, SLG: 0.607		K		2B 1-2 1B 1B	0-0 F8		SF9		P6	4	1	1	1	0	1	3									
Will Clark, L (1, 10) OBP: 0.387, SLG: 0.470	K			1-3 2-H 2B			G6-3			4	1	2	1	0	1	1									
Ivan Rodriguez, R (1, 2) OBP: 0.406, SLG: 0.591	G4-3			2-H 3-H 1B			F7		F9	4	0	1	2	0	0	1									
Lee Stevens, L (1, 3) OBP: 0.307, SLG: 0.485				G4-3	G4-3		G6-3		G4-3	4	0	0	0	0	0	2									
Kevin Elster, R (1, 6) OBP: 0.332, SLG: 0.392				K			K		F7	4	0	0	0	0	3	1									
Fernando Tatis, R (1, 5) OBP: 0.294, SLG: 0.327				G5-3			G6-3		F7	3	1	1	0	0	0	0									
Domingo Cedeno, S (9, PH) OBP: 0.361, SLG: 0.455									29 1B 1B	1	0	0	0	0	0	0									
Inning Stats	R: 0 E: 0 K: 0 S: 8	H: 0 LOB: 0 BB: 0 P: 12	R: 0 E: 0 K: 2 S: 8	H: 0 LOB: 0 BB: 0 P: 10	R: 0 E: 0 K: 1 S: 5	H: 0 LOB: 0 BB: 0 P: 6	R: 3 E: 0 K: 1 S: 19	H: 4 LOB: 1 BB: 1 P: 28	R: 1 E: 0 K: 1 S: 12	H: 2 LOB: 2 BB: 1 P: 25	R: 0 E: 0 K: 1 S: 6	H: 1 LOB: 1 BB: 0 P: 10	R: 2 E: 0 K: 1 S: 14	H: 2 LOB: 1 BB: 1 P: 21	R: 0 E: 0 K: 0 S: 4	H: 0 LOB: 0 BB: 0 P: 6	R: 1 E: 0 K: 0 S: 12	H: 2 LOB: 1 BB: 0 P: 18	1B: 9 2B: 2 3B: 0 HR: 0	SF: 1 SAC: 0 DP: 0 HBP: 0	WP: 0 PB: 0 SB: 0 CS: 0	PA: 40			
PITCHER	IP	WLS	BF	H	R	ER	SO	BB	IBB	HBP	BLK	WP	HR	S	P	ERA	WHIP								
Jason Dickson, R (1, 1) ERA: 5.48	6.0	W	26	7	4	4	6	1	0	0	0	0	0	58	91	6.00	1.333								
Mike Holtz, L (7, 1) ERA: 7.11	0.1		4	2	2	2	1	1	0	0	0	0	0	11	17	54.00	9.000								
Shigetoshi Hasegawa, R (7, 1) ERA: 3.77	2.0		8	2	1	1	0	0	0	0	0	0	0	15	22	4.50	1.000								
Troy Percival, R (9, 1) ERA: 2.78	0.2	S	2	0	0	0	0	0	0	0	0	0	0	4	6	0.00	0.000								

Texas Rangers @ Anaheim Angels
Edison International Field, Anaheim, CA
Sun Jun 21 1998, 10:05 PM EDT
Att: 32,914 - Unknown - 74 F

AB	37
R	7
H	11
RBI	7
BB	2
SO	7
LOB	10



Batter	1	2	3	4	5	6	7	8	9	AB	R	H	RBI	BB	SO	LOB	BOTTOM								
Darin Erstad, L (1, 7) OBP: 0.369, SLG: 0.577	1B 1B	1B 1-1 2-H 2-H 2B	G4-3	G3			G6-3			5	1	2	4	0	0	1									
Dave Hollins, S (1, 5) OBP: 0.338, SLG: 0.393	B5	BB FC3-6 1B	G6-3	G3			P5			5	1	1	0	0	0	2									
Craig Shipley, R (8, 5) OBP: 0.310, SLG: 0.370		BB FC3-6 1B	G6-3	G3			P5			0	0	0	0	0	0	0									
Jim Edmonds, L (1, 8) OBP: 0.381, SLG: 0.574	K	FC3-6 1-2 BB	HBP BB 1B		G3		1B 1B			4	1	2	1	1	1	1									
Tim Salmon, R (1, 10) OBP: 0.405, SLG: 0.560		FC3-6 BB	HBP BB 1B		G3		1B 1B			2	1	1	1	2	1	0									
Matt Walbeck, S (7, PH) OBP: 0.322, SLG: 0.402		FC3-6 BB	BB HBP BB		K		1B 1B			1	0	1	0	0	0	0									
Cecil Fielder, R (1, 3) OBP: 0.339, SLG: 0.424	F8	FC3-6	E BB HBP		G1-3		K			4	0	0	1	0	1	6									
Damon Mashore, R (1, 9) OBP: 0.337, SLG: 0.382		G6-3					FC5-4 1B			3	0	1	1	1	0	2									
Orlando Palmeiro, L (8, PH) OBP: 0.500, SLG: 0.811							11 WP 1B			1	0	1	0	0	0	0									
Phil Nevin, R (1, 2) OBP: 0.357, SLG: 0.432		BB 11 1B 2B 1B					FC5-4 1-2			5	2	2	0	0	1	4									
11 Justin Baughman, R (1, 4) OBP: 0.284, SLG: 0.348							K			5	2	2	0	0	3	5									
Gary Disarcina, R (1, 6) OBP: 0.348, SLG: 0.437							K			4	2	1	1	1	0	2									
Inning Stats	R: 0 E: 0 K: 1 S: 9	H: 2 LOB: 2 BB: 0 P: 14	R: 5 E: 0 K: 0 S: 21	H: 4 LOB: 2 BB: 3 P: 40	R: 5 E: 1 K: 1 S: 17	H: 4 LOB: 3 BB: 2 P: 35	R: 0 E: 0 K: 0 S: 5	H: 0 LOB: 0 BB: 0 P: 10	R: 0 E: 0 K: 1 S: 7	H: 1 LOB: 1 BB: 0 P: 12	R: 0 E: 0 K: 1 S: 9	H: 2 LOB: 2 BB: 0 P: 15	R: 0 E: 0 K: 2 S: 11	H: 1 LOB: 1 BB: 0 P: 16	1B: 12 2B: 2 3B: 0 HR: 0	SF: 0 SAC: 0 DP: 0 HBP: 1	WP: 2 PB: 0 SB: 0 CS: 0	PA: 45							
PITCHER	IP	WLS	BF	H	R	ER	SO	BB	IBB	HBP	BLK	WP	HR	S	P	ERA	WHIP								
40 Matt Perisho, L (1, 1) ERA: 27.0	2.2	L	24	10	10	9	1	5	0	1	0	0	0	42	83	30.38	5.625								
Al Levine, R (3, 1) ERA: 4.41	3.1		12	1	0	0	3	0	0	0	0	0	0	24	38	0.00	0.300								
Eric Gunderson, L (7, 1) ERA: 1.63	0.2		4	2	0	0	0	0	0	0	0	0	0	6	9	0.00	3.000								
Xavier Hernandez, R (7, 1) ERA: 4.5	1.1		5	1	0	0	3	0	0	0	0	1	0	14	22	0.00	0.750								

Texas Rangers @ Anaheim Angels
Edison International Field, Anaheim, CA
Sun Jun 21 1998, 10:05 PM EDT
Att: 32,914 - Unknown - 74 F

AB	39
R	10
H	14
RBI	9
BB	5
SO	7
LOB	23



Batter	1	2	3	4	5	6	7	8	9	AB	R	H	RBI	BB	SO	LOB	TOP			
Roger Cedeno, S (1, 7) OBP: 0.376, SLG: 0.327	G4-3		K		G6-3		G1-3		2B	5	0	1	0	0	1	0	Los Angeles Dodgers @ Anaheim Angels Edison International Field, Anaheim, CA Mon Jun 22 1998, 10:05 PM EDT Att: 43,491 - Unknown - 73 F livebaseballscorecards.com			
Wilton Guerrero, S (1, 4) OBP: 0.227, SLG: 0.290	G1-3		F7		K		G5-3		K	5	0	0	0	0	2	1				
Gary Sheffield, R (1, 9) OBP: 0.429, SLG: 0.528					G5-3		F9			2	0	0	0	2	0	0				
Eric Karros, R (1, 3) OBP: 0.351, SLG: 0.454	G6-3		P4			FC6-5 1B		G6-3		4	0	1	0	0	0	2				
Raul Mondesi, R (1, 8) OBP: 0.307, SLG: 0.495		FC3-6 BB 1B		G4-3		FC6-5 1B		G6-3		4	2	2	0	0	0	0				
Jim Eisenreich, L (1, 10) OBP: 0.269, SLG: 0.274		FC3-6 BB		G5-3 1B		K		K		3	1	1	0	1	2	2				
Paul Konerko, R (1, 5) OBP: 0.244, SLG: 0.248		FC3-6 1B		G5-3		FC6-5		F7		4	1	0	0	0	0	5				
Charles Johnson, R (1, 2) OBP: 0.290, SLG: 0.401		G1-6-3 1B				E8		K		4	0	3	3	0	1	0				
Juan Castro, R (1, 6) OBP: 0.263, SLG: 0.324	G1-6-3			G4-3		G4-3				3	0	0	0	0	0	4				
Matt Luke, L (9, PH) OBP: 0.321, SLG: 0.531										1	1	1	1	0	0	0				
Alex Cora, L (9, 6)									HR	0	0	0	0	0	0	0				
Inning Stats	R: 0 E: 0 K: 0 S: 10	H: 0 LOB: 1 BB: 1 P: 18	R: 1 E: 0 K: 0 S: 10	H: 2 LOB: 1 BB: 1 P: 17	R: 0 E: 0 K: 1 S: 10	H: 0 LOB: 1 BB: 1 P: 17	R: 1 E: 0 K: 0 S: 11	H: 2 LOB: 1 BB: 0 P: 18	R: 0 E: 0 K: 1 S: 7	H: 3 LOB: 1 BB: 0 P: 11	R: 0 E: 0 K: 0 S: 5	H: 0 LOB: 0 BB: 0 P: 8	R: 0 E: 0 K: 1 S: 7	H: 0 LOB: 0 BB: 0 P: 9	R: 1 E: 0 K: 2 S: 15	H: 2 LOB: 1 BB: 0 P: 23	1B: 6 2B: 2 3B: 0 HR: 1	SF: 0 SAC: 0 DP: 1 HBP: 0	WP: 0 PB: 0 SB: 0 CS: 0	PA: 38
PITCHER	IP WLS BF H R ER SO BB IBB HBP BLK WP HR S P ERA WHIP																			
Omar Olivares, R (1, 1) ERA: 2.76	8.0		33	7	4	3	4	3	0	0	0	0	0	0	0	78	122	3.38	1.250	
Troy Percival, R (9, 1) ERA: 2.97	1.0	W	5	2	1	1	2	0	0	0	0	0	0	0	1	15	23	9.00	2.000	

Batter	1	2	3	4	5	6	7	8	9	AB	R	H	RBI	BB	SO	LOB	BOTTOM			
Darin Erstad, L (1, 7) OBP: 0.372, SLG: 0.580	F8					G4-3		1B	BB BB	4	1	2	1	1	0	0	Los Angeles Dodgers @ Anaheim Angels Edison International Field, Anaheim, CA Mon Jun 22 1998, 10:05 PM EDT Att: 43,491 - Unknown - 73 F livebaseballscorecards.com			
Dave Hollins, S (1, 5) OBP: 0.340, SLG: 0.394						K		2B	BB	4	1	2	1	0	2	1				
Craig Shipley, R (9, 5) OBP: 0.305, SLG: 0.364	WP 1B					K		2B	1B	1	0	0	0	0	1	2				
Jim Edmonds, L (1, 8) OBP: 0.384, SLG: 0.575					F8		BB BB	1B	BB	3	2	1	1	2	1	1				
Tim Salmon, R (1, 10) OBP: 0.405, SLG: 0.551	F9				F9		BB	1B	BB	3	0	0	1	2	1	2				
Cecil Fielder, R (1, 3) OBP: 0.341, SLG: 0.425						G6-3				4	0	2	2	0	0	0				
Orlando Palmeiro, L (8, PH) OBP: 0.500, SLG: 0.911								16 CS		0	0	0	0	0	0	0				
16 Garrett Anderson, L (1, 9) OBP: 0.323, SLG: 0.469					P3			1B	1B	4	0	1	0	0	1	2				
Matt Walbeck, S (1, 2) OBP: 0.315, SLG: 0.393					G4-3		F7	L4		4	0	0	0	0	1	3				
11 Justin Baughman, R (1, 4) OBP: 0.283, SLG: 0.337					F9		B1-3			3	1	0	0	1	0	2				
Gary Disarcina, R (1, 6) OBP: 0.348, SLG: 0.440					G1-3		G6-3		2B	3	1	1	0	0	0	0				
Inning Stats	R: 0 E: 0 K: 1 S: 8	H: 1 LOB: 0 BB: 0 P: 14	R: 0 E: 0 K: 1 S: 8	H: 0 LOB: 0 BB: 0 P: 9	R: 0 E: 0 K: 1 S: 12	H: 1 LOB: 0 BB: 0 P: 16	R: 0 E: 0 K: 0 S: 6	H: 0 LOB: 0 BB: 0 P: 12	R: 0 E: 0 K: 1 S: 8	H: 0 LOB: 0 BB: 0 P: 10	R: 1 E: 0 K: 0 S: 20	H: 1 LOB: 2 BB: 2 P: 31	R: 4 E: 0 K: 1 S: 20	H: 6 LOB: 1 BB: 0 P: 32	R: 1 E: 0 K: 1 S: 10	H: 0 LOB: 3 BB: 4 P: 29	1B: 6 2B: 3 3B: 0 HR: 0	SF: 0 SAC: 1 DP: 0 HBP: 0	WP: 1 PB: 0 SB: 0 CS: 1	PA: 40
PITCHER	IP WLS BF H R ER SO BB IBB HBP BLK WP HR S P ERA WHIP																			
Ismael Valdez, R (1, 1) ERA: 4.46	7.0		27	4	2	2	5	2	0	0	0	0	0	0	0	70	105	2.57	0.857	
Scott Radinsky, L (8, 1) ERA: 3.41	0.0		3	3	2	2	0	0	0	0	0	5	10							
Greg McMichael, R (8, 1) ERA: 4.2	1.2	L	8	2	2	2	2	1	1	0	0	0	0	0	21	37	10.80	1.800		
Mark Guthrie, L (9, 1) ERA: 2.08	0.0		1	0	0	0	0	1	0	0	0	0	1	5						
Jim Bruske, R (9, 1) ERA: 3.38	0.0		1	0	0	0	0	1	0	0	0	0	1	5						

Batter	1	2	3	4	5	6	7	8	9	AB	R	H	RBI	BB	SO	LOB	TOP				
Darin Erstad, L (1,7) OBP: 0.369, SLG: 0.570	F9		G3-1			BB 2B 2B	F7			4	1	1	0	0	0	1					
Dave Hollins, S (1,5) OBP: 0.334, SLG: 0.386 Rich DeLucia, R (8,1)	K			B5-3		K		K		4	0	0	0	0	3	2					
11 Justin Baughman, R (9,4) OBP: 0.276, SLG: 0.327										0	0	0	0	0	0	0					
Jim Edmonds, L (1,8) OBP: 0.380, SLG: 0.556	L7			G4-3		BB 2B BB		G6-3		3	1	0	0	1	0	0					
Cecil Fielder, R (1,3) OBP: 0.347, SLG: 0.435										3	0	0	1	1	3	0					
Phil Nevin, R (1,2) OBP: 0.361, SLG: 0.439										3	0	1	2	1	0	0					
16 Garret Anderson, L (1,9) OBP: 0.323, SLG: 0.462										3	0	0	0	1	0	1					
Norberto Martin, R (1,4) OBP: 0.239, SLG: 0.263 Troy Percival, R (9,1)										4	0	0	0	0	2	3					
Gary Disarcina, R (1,6) OBP: 0.348, SLG: 0.448										3	0	1	0	0	1	0					
Steve Sparks, R (1,1) Craig Shipley, R (8,5) OBP: 0.300, SLG: 0.357										1	1	0	0	1	0	0					
										0	0	0	0	0	0	0					
Inning Stats	R: 0 E: 0 K: 1 S: 8	H: 0 LOB: 0 BB: 0 P: 13	R: 0 E: 0 K: 1 S: 8	H: 0 LOB: 0 BB: 1 P: 18	R: 0 E: 0 K: 1 S: 8	H: 1 LOB: 1 BB: 0 P: 11	R: 0 E: 0 K: 1 S: 6	H: 0 LOB: 0 BB: 0 P: 11	R: 0 E: 0 K: 1 S: 8	H: 0 LOB: 0 BB: 0 P: 10	R: 3 E: 0 K: 2 S: 20	H: 2 LOB: 3 BB: 4 P: 45	R: 0 E: 0 K: 0 S: 7	H: 0 LOB: 0 BB: 0 P: 13	R: 0 E: 0 K: 2 S: 8	H: 0 LOB: 0 BB: 0 P: 15	1B: 1 2B: 2 3B: 0 HR: 0	SF: 0 SAC: 1 DP: 1 HBP: 0	WP: 0 PB: 0 SB: 0 CS: 0	PA: 34	
PITCHER	IP	WLS	BF	H	R	ER	SO	BB	IBB	HBP	BLK	WP	HR	S	P	ERA	WHIP				
Dennys Reyes, L (1,1) ERA: 4.56	5.2	L	22	2	3	3	7	4	0	0	0	0	0	53	95	4.76	1.059				
Greg McMichael, R (6,1) ERA: 3.94	0.1		3	1	0	0	0	0	1	0	0	0	0	5	13	0.00	3.000				
Mark Guthrie, L (7,1) ERA: 2.08	3.0		9	0	0	0	2	0	0	0	0	0	0	22	38	0.00	0.000				

Anaheim Angels @ Los Angeles Dodgers
Dodger Stadium, Los Angeles, CA
Thu Jun 25 1998, 7:05 PM PDT
Att: 38,254 - Unknown - 70 F

AB 28
R 3
H 3
RBI 3
BB 5
SO 9
LOB 7



Batter	1	2	3	4	5	6	7	8	9	AB	R	H	RBI	BB	SO	LOB	BOTTOM					
Eric Young Sr., R (1,4) OBP: 0.358, SLG: 0.374	G4-3 G6-3 1B		K							4	1	1	0	1	1	1						
Juan Castro, R (1,6) OBP: 0.281, SLG: 0.298 Wilton Guerrero, S (8,PH) OBP: 0.250, SLG: 0.309	G4-3									2	0	0	0	1	0	1						
										2	0	0	0	0	2	3						
Gary Sheffield, R (1,9) OBP: 0.423, SLG: 0.521	G6-3									3	0	0	1	1	0	0						
Eric Karros, R (1,3) OBP: 0.353, SLG: 0.454	F9									4	0	1	0	0	0	2						
Raul Mondesi, R (1,8) OBP: 0.312, SLG: 0.508										4	1	2	0	0	0	1						
Paul Konerko, R (1,7) OBP: 0.288, SLG: 0.291 Mark Guthrie, R (7,1)	K									3	0	1	0	0	1	2						
Matt Luke, L (9,PH) OBP: 0.326, SLG: 0.530										0	0	0	0	0	0	0						
										1	0	0	0	0	0	1						
Charles Johnson, R (1,2) OBP: 0.282, SLG: 0.386										4	0	0	0	0	2	3						
Adrián Beltré, R (1,5) OBP: 0.333, SLG: 0.375										3	0	0	0	1	1	2						
Dennys Reyes, R (1,1) Greg McMichael, R (6,1) Jim Eisenreich, L (7,7) OBP: 0.273, SLG: 0.272										2	0	0	0	0	0	0						
										0	0	0	0	0	0	0						
										1	0	0	0	1	0	1						
Inning Stats	R: 1 E: 0 K: 0 S: 10	H: 1 LOB: 0 BB: 0 P: 16	R: 0 E: 0 K: 2 S: 11	H: 1 LOB: 1 BB: 0 P: 16	R: 0 E: 0 K: 1 S: 13	H: 0 LOB: 2 BB: 2 P: 27	R: 0 E: 0 K: 1 S: 9	H: 1 LOB: 1 BB: 0 P: 12	R: 0 E: 0 K: 0 S: 6	H: 0 LOB: 0 BB: 0 P: 10	R: 0 E: 0 K: 0 S: 8	H: 1 LOB: 1 BB: 0 P: 13	R: 0 E: 0 K: 0 S: 8	H: 0 LOB: 1 BB: 1 P: 19	R: 0 E: 0 K: 1 S: 10	H: 0 LOB: 0 BB: 0 P: 17	R: 1 E: 1 K: 2 S: 25	H: 1 LOB: 3 BB: 2 P: 38	1B: 4 2B: 1 3B: 0 HR: 0	SF: 0 SAC: 0 DP: 0 HBP: 0	WP: 0 PB: 1 SB: 2 CS: 0	PA: 38
PITCHER	IP	WLS	BF	H	R	ER	SO	BB	IBB	HBP	BLK	WP	HR	S	P	ERA	WHIP					
Steve Sparks, R (1,1) ERA: 3.6	7.0	W	28	4	1	1	4	3	0	0	0	0	0	65	113	1.29	1.000					
Rich DeLucia, R (8,1) ERA: 5.45	1.0		3	0	0	0	1	0	0	0	0	0	0	10	17	0.00	0.000					
Troy Percival, R (9,1) ERA: 2.88	1.0	S	7	1	1	0	2	2	0	0	0	0	0	25	38	0.00	3.000					

Anaheim Angels @ Los Angeles Dodgers
Dodger Stadium, Los Angeles, CA
Thu Jun 25 1998, 7:05 PM PDT
Att: 38,254 - Unknown - 70 F

AB 33
R 2
H 5
RBI 1
BB 5
SO 7
LOB 17



Batter	1	2	3	4	5	6	7	8	9	AB	R	H	RBI	BB	SO	LOB	TOP						
Darin Erstad, L OBP: 0.369, SLG: 0.568										5	0	2	0	0	2	0	Anaheim Angels @ San Diego Padres Qualcomm Stadium, San Diego, CA Fri Jun 26 1998, 10:05 PM EDT Att: 40,621 - Unknown - 70 F						
Dave Hollins, S OBP: 0.337, SLG: 0.392										4	1	2	0	0	0	3							
Jim Edmonds, L OBP: 0.378, SLG: 0.550									3	1	0	0	1	2	1								
Cecil Fielder, R OBP: 0.352, SLG: 0.447										2	1	1	3	2	1	1							
16 Garret Anderson, L OBP: 0.320, SLG: 0.457 Pep Harris, R (6, 1)										3	0	0	0	0	1	1							
Craig Shipley, R OBP: 0.311, SLG: 0.357 (8, PH)									0	0	0	0	0	0	0								
Matt Walbeck, S OBP: 0.305, SLG: 0.378									4	0	0	0	0	1	3								
11 Justin Baughman, R OBP: 0.315, SLG: 0.315 Greg Cadaret, L (8, 1)										4	0	0	0	0	2	2							
Gary Disarcina, R OBP: 0.343, SLG: 0.441										4	0	0	0	0	0	0							
Jason Dickson, L (1, 1)										2	0	0	0	0	2	0							
Mike Holtz, L (6, 1)										0	0	0	0	0	0	0							
Orlando Palmeiro, L OBP: 0.500, SLG: 0.565 (6, 9)										1	0	0	0	1	1	0							
Inning Stats	R: 0 E: 0 K: 3 S: 12	H: 1 LOB: 1 BB: 0 P: 19	R: 0 E: 0 K: 1 S: 8	H: 0 LOB: 0 BB: 0 P: 11	R: 0 E: 0 K: 1 S: 8	H: 0 LOB: 0 BB: 0 P: 12	R: 3 E: 0 K: 2 S: 16	H: 2 LOB: 0 BB: 1 P: 29	R: 0 E: 0 K: 1 S: 7	H: 1 LOB: 1 BB: 0 P: 14	R: 0 E: 0 K: 1 S: 8	H: 0 LOB: 2 BB: 1 P: 14	R: 0 E: 0 K: 1 S: 15	H: 1 LOB: 2 BB: 1 P: 28	R: 0 E: 0 K: 1 S: 7	H: 0 LOB: 2 BB: 2 P: 21		R: 0 E: 0 K: 2 S: 9	H: 0 LOB: 0 BB: 0 P: 12	1B: 3 2B: 1 3B: 0 HR: 1	SF: 0 SAC: 0 DP: 0 HBP: 0	WP: 0 PB: 1 SB: 0 CS: 0	PA: 37
PITCHER	IP WLS BF H R ER SO BB IBB HBP BLK WP HR S P ERA WHIP																						
Kevin Brown, R ERA: 2.77	(1, 1) 7.0 W 29 5 3 3 9 3 0 0 0 0 0 1 74 127 3.86 1.143																						
Roberto Ramirez, L ERA: 1.5	(8, 1) 0.1 1 0 0 0 0 0 0 0 0 0 0 0 3 5 0.00 0.000																						
Dan Miceli, R ERA: 2.75	(8, 1) 0.0 2 0 0 0 0 2 0 0 0 0 0 0 0 8 ∞ ∞																						
Trevor Hoffman, R ERA: 1.5	(8, 1) 1.2 S 5 0 0 0 3 0 0 0 0 0 0 0 13 20 0.00 0.000																						

Batter	1	2	3	4	5	6	7	8	9	AB	R	H	RBI	BB	SO	LOB	BOTTOM				
QuiVivo Veras, S OBP: 0.398, SLG: 0.368 Ed Giovanola, L OBP: 0.326, SLG: 0.350 (7, 4)										3	0	0	0	1	1	2	Anaheim Angels @ San Diego Padres Qualcomm Stadium, San Diego, CA Fri Jun 26 1998, 10:05 PM EDT Att: 40,621 - Unknown - 70 F				
Steve Finley, L OBP: 0.291, SLG: 0.398										4	0	1	1	0	1	0					
Tony Gwynn, L OBP: 0.381, SLG: 0.494 Ruben Rivera, R OBP: 0.435, SLG: 0.537 (9, 9)										4	0	2	0	1	0	0					
Ken Caminiti, S OBP: 0.338, SLG: 0.473										5	2	3	2	0	1	4					
Greg Vaughn, R OBP: 0.383, SLG: 0.637										5	0	2	2	0	1	6					
Wally Joyner, L OBP: 0.391, SLG: 0.451										2	1	1	0	2	1	2					
Carlos Hernandez, R OBP: 0.318, SLG: 0.367										4	0	0	0	0	1	5					
Chris Gomez, R OBP: 0.321, SLG: 0.359										4	1	1	0	0	0	3					
Kevin Brown, R OBP: 0.273, SLG: 0.262 Archi Cianfrocco, R OBP: 0.203, SLG: 0.222 Roberto Ramirez, L (8, 1)										3	1	2	1	0	0	1					
Dan Miceli, R OBP: 1.000, SLG: 1.000 Trevor Hoffman, R (8, 1)										1	0	0	0	0	0	0					
Inning Stats	R: 0 E: 0 K: 2 S: 12	H: 2 LOB: 2 BB: 0 P: 18	R: 0 E: 0 K: 0 S: 5	H: 1 LOB: 1 BB: 0 P: 8	R: 0 E: 0 K: 1 S: 8	H: 0 LOB: 0 BB: 0 P: 12	R: 2 E: 1 K: 1 S: 25	H: 3 LOB: 2 BB: 1 P: 37	R: 1 E: 0 K: 0 S: 16	H: 2 LOB: 2 BB: 1 P: 24	R: 3 E: 1 K: 1 S: 19	H: 2 LOB: 2 BB: 2 P: 36	R: 0 E: 0 K: 1 S: 8	H: 0 LOB: 0 BB: 0 P: 11	R: 0 E: 0 K: 1 S: 14	H: 2 LOB: 2 BB: 0 P: 24		1B: 10 2B: 1 3B: 0 HR: 1	SF: 1 SAC: 0 DP: 0 HBP: 0	WP: 0 PB: 0 SB: 0 CS: 0	PA: 41
PITCHER	IP WLS BF H R ER SO BB IBB HBP BLK WP HR S P ERA WHIP																				
Jason Dickson, R ERA: 5.72	(1, 1) 5.0 L 28 10 6 5 4 3 0 0 0 0 0 0 7 13 9.00 2.600																				
Mike Holtz, L ERA: 6.66	(6, 1) 0.1 3 0 0 0 0 1 0 0 0 0 0 0 7 13 0.00 3.000																				
Pep Harris, R ERA: 6.6	(6, 1) 1.2 5 0 0 0 2 0 0 0 0 0 0 0 14 21 0.00 0.000																				
Greg Cadaret, L ERA: 3.15	(8, 1) 1.0 5 2 0 0 1 0 0 0 0 0 0 0 14 24 0.00 2.000																				

Batter	1	2	3	4	5	6	7	8	9	AB	R	H	RBI	BB	SO	LOB	TOP								
Darin Erstad, L OBP: 0.368, SLG: 0.563 (1, 7)	P5			G6-4-3 HBP		F7			F8	3	0	0	0	0	0	1									
Dave Hollins, S OBP: 0.332, SLG: 0.386 (1, 5)	K			G6-4-3 1-2†			F9		G4-3	4	0	0	0	0	1	1									
Jim Edmonds, L OBP: 0.373, SLG: 0.542 (1, 8)	G1-3			K			F8		G6-3	4	0	0	0	0	1	0									
Cecil Fielder, R Shigetoshi Hasegawa, R OBP: 0.349, SLG: 0.442 (7, 1)		G5-3			K				K	3	0	0	0	0	2	0									
Phil Nevin, R OBP: 0.360, SLG: 0.462 (1, 2)	K				K					3	1	1	1	0	2	0									
Craig Shipley, R OBP: 0.297, SLG: 0.339 (1, 4)	G6-3				G6-3				G6-3	3	0	0	0	0	0	0									
Damon Mashore, R OBP: 0.330, SLG: 0.372 (1, 9)				K						3	0	1	0	0	2	0									
Gary Disarcina, R OBP: 0.339, SLG: 0.436 (1, 6)				F8					E6 G6-3	3	0	0	0	0	1	1									
Omar Olivares, R Norberto Martin, R OBP: 0.238, SLG: 0.261 (7, 7)				F8					G6-3	1	0	0	0	1	0	0									
										1	0	0	0	0	0	2									
Inning Stats	R: 0 E: 0 K: 1 S: 9	H: 0 LOB: 0 BB: 0 P: 12	R: 0 E: 0 K: 1 S: 8	H: 0 LOB: 0 BB: 0 P: 10	R: 0 E: 0 K: 1 S: 7	H: 0 LOB: 0 BB: 0 P: 10	R: 0 E: 0 K: 1 S: 5	H: 0 LOB: 0 BB: 0 P: 9	R: 0 E: 0 K: 2 S: 10	H: 0 LOB: 0 BB: 0 P: 12	R: 0 E: 0 K: 1 S: 7	H: 0 LOB: 0 BB: 0 P: 11	R: 1 E: 1 K: 0 S: 11	H: 2 LOB: 1 BB: 0 P: 15	R: 0 E: 0 K: 0 S: 6	H: 0 LOB: 0 BB: 0 P: 7	1B: 1 2B: 0 3B: 0 HR: 1	SF: 0 SAC: 0 DP: 2 HBP: 1	WP: 0 PB: 0 SB: 0 CS: 0	PA: 30					
PITCHER Sterling Hitchcock, L ERA: 3.33 (1, 1)	IP: 9.0 WLS: W BF: 30	H: 2 R: 1 ER: 1 SO: 9	BB: 1 IBB: 0 HBP: 1 BLK: 0	WP: 0 HR: 1 S: 70 P: 104	ERA: 1.00 WHIP: 0.333																				

Anaheim Angels @ San Diego Padres
Qualcomm Stadium, San Diego, CA
Sat Jun 27 1998, 6:33 AM EDT
Att: 31,948 - Sunny - 74 F

AB 28
R 1
H 2
RBI 1
BB 1
SO 9
LOB 5



Batter	1	2	3	4	5	6	7	8	9	AB	R	H	RBI	BB	SO	LOB	BOTTOM								
Steve Finley, L OBP: 0.286, SLG: 0.393 (1, 8)	K		G6-3			K	K			4	0	0	0	0	3	2									
Tony Gwynn, L Ruben Rivera, R OBP: 0.383, SLG: 0.498 (7, PR) (8, 9)	G5-3			F7		1B WP	2B			4	1	2	1	0	0	0									
Ken Caminiti, S OBP: 0.344, SLG: 0.470 (1, 5)	K			FC1-4 BB		1B BB	IBB			1	1	0	0	3	1	0									
Greg Vaughn, R OBP: 0.384, SLG: 0.645 (1, 7)		HR		FC1-4 1-2†		1B 2H	1B			4	1	2	2	0	1	4									
Wally Joyner, L OBP: 0.393, SLG: 0.452 (1, 3)		G5-4-3 1B		F8		1B 2H	1B		F8	4	0	2	1	0	0	1									
Jim Leyritz, R OBP: 0.379, SLG: 0.511 (1, 2)	G5-4-3				G6-3 1B	G6-3			K	4	0	1	0	0	1	3									
Ed Giovanola, L OBP: 0.333, SLG: 0.393 (1, 4)	K				G6-3				HR	4	1	2	1	0	1	1									
Chris Gomez, R OBP: 0.324, SLG: 0.358 (1, 6)			G4-3		L1				HR	3	1	1	0	1	0	0									
Sterling Hitchcock, L OBP: 0.227, SLG: 0.227 (1, 1)			K			K	FC1-5 2B		K	4	0	0	0	0	3	3									
Inning Stats	R: 0 E: 0 K: 2 S: 10	H: 2 LOB: 0 BB: 0 P: 15	R: 1 E: 0 K: 1 S: 11	H: 2 LOB: 0 BB: 0 P: 19	R: 0 E: 0 K: 1 S: 5	H: 0 LOB: 0 BB: 0 P: 8	R: 0 E: 0 K: 0 S: 6	H: 0 LOB: 1 BB: 1 P: 12	R: 0 E: 0 K: 0 S: 9	H: 1 LOB: 0 BB: 0 P: 12	R: 2 E: 0 K: 2 S: 21	H: 3 LOB: 2 BB: 1 P: 41	R: 1 E: 0 K: 2 S: 13	H: 3 LOB: 3 BB: 1 P: 24	R: 1 E: 0 K: 2 S: 13	H: 1 LOB: 1 BB: 1 P: 23	1B: 7 2B: 1 3B: 0 HR: 2	SF: 0 SAC: 0 DP: 2 HBP: 0	WP: 1 PB: 0 SB: 0 CS: 0	PA: 36					
PITCHER Omar Olivares, R Shigetoshi Hasegawa, R ERA: 2.95 ERA: 3.53 (7, 1)	IP: 6.2 WLS: L BF: 30	H: 9 R: 4 ER: 4 SO: 7	BB: 2 IBB: 1 HBP: 0 BLK: 0	WP: 0 HR: 1 S: 72 P: 126	ERA: 5.40 WHIP: 1.650																				

Anaheim Angels @ San Diego Padres
Qualcomm Stadium, San Diego, CA
Sat Jun 27 1998, 6:33 AM EDT
Att: 31,948 - Sunny - 74 F

AB 32
R 5
H 10
RBI 5
BB 4
SO 10
LOB 14



Batter	1	2	3	4	5	6	7	8	9	AB	R	H	RBI	BB	SO	LOB	TOP			
Darryl Hamilton, L OBP: 0.389, SLG: 0.362 (1, 8)										4	1	1	0	1	1	1	San Francisco Giants @ Anaheim Angels Edison International Field, Anaheim, CA Tue Jun 30 1998, 10:05 PM EDT Att: 25,629 - Unknown - 76 F livebaseballscorecards.com			
Bill Mueller, S OBP: 0.384, SLG: 0.411 (1, 5)										4	1	2	0	1	1	2				
Barry Bonds, L OBP: 0.431, SLG: 0.547 (1, 7)										2	1	1	1	3	0	1				
Charlie Hayes, R OBP: 0.365, SLG: 0.412 (1, 10)										5	0	2	1	0	2	4				
Stan Javier, S OBP: 0.350, SLG: 0.349 (1, 9)										3	0	2	1	2	0	1				
Rich Aurilia, R OBP: 0.348, SLG: 0.482 (1, 6)										5	0	0	0	0	1	10				
J.T. Snow, L OBP: 0.307, SLG: 0.357 (1, 3)										3	0	0	0	1	2	0				
Brian Johnson, R OBP: 0.287, SLG: 0.397 (1, 2)										4	0	0	0	0	1	1				
Rey Sanchez, R OBP: 0.335, SLG: 0.350 (1, 4)										4	0	0	0	0	0	1				
Inning Stats	R: 1 E: 0 K: 1 S: 7	H: 1 LOB: 2 BB: 2 P: 18	R: 0 E: 0 K: 0 S: 8	H: 0 LOB: 1 BB: 1 P: 14	R: 0 E: 0 K: 1 S: 13	H: 2 LOB: 2 BB: 1 P: 24	R: 0 E: 0 K: 2 S: 9	H: 0 LOB: 0 BB: 0 P: 12	R: 0 E: 0 K: 1 S: 11	H: 2 LOB: 3 BB: 1 P: 21	R: 2 E: 0 K: 1 S: 19	H: 3 LOB: 1 BB: 1 P: 29	R: 0 E: 1 K: 2 S: 15	H: 0 LOB: 2 BB: 1 P: 26	R: 0 E: 0 K: 0 S: 15	H: 0 LOB: 1 BB: 1 P: 22	1B: 7 2B: 0 3B: 1 HR: 0	SF: 0 SAC: 0 DP: 1 HBP: 0	WP: 0 PB: 0 SB: 1 CS: 1	PA: 42
PITCHER	IP WLS BF H R ER SO BB IBB HBP BLK WP HR S P ERA WHIP																			
Chuck Finley, L ERA: 3.05	6.1 W 31 7 3 3 6 6 0 0 0 0 0 0 67 122 4.26 2.053																			
Shigetoshi Hasegawa, R ERA: 3.48	0.2 2 1 0 0 0 0 0 0 0 0 0 0 3 3 0.00 1.500																			
Greg Cadaret, L ERA: 3.0	1.0 5 0 0 0 2 1 0 0 0 0 0 0 15 26 0.00 1.000																			
Troy Percival, R ERA: 2.8	1.0 S 4 0 0 0 0 1 0 0 0 0 0 0 15 22 0.00 1.000																			

Batter	1	2	3	4	5	6	7	8	9	AB	R	H	RBI	BB	SO	LOB	BOTTOM			
Darin Erstad, L OBP: 0.366, SLG: 0.557 (1, 7)										4	0	1	0	0	0	1	San Francisco Giants @ Anaheim Angels Edison International Field, Anaheim, CA Tue Jun 30 1998, 10:05 PM EDT Att: 25,629 - Unknown - 76 F livebaseballscorecards.com			
Dave Hollins, S OBP: 0.332, SLG: 0.385 (1, 5)										4	1	2	0	0	1	1				
Jim Edmonds, L OBP: 0.371, SLG: 0.534 (1, 8)										4	1	1	0	0	3	2				
Tim Salmon, R OBP: 0.414, SLG: 0.558 (8, PR)										3	1	2	1	1	0	0				
Cecil Fielder, R OBP: 0.352, SLG: 0.449 (1, 3)										4	0	1	0	0	0	5				
16 Garret Anderson, L OBP: 0.321, SLG: 0.477 (1, 9)										4	1	1	3	0	2	4				
Phil Nevin, R OBP: 0.353, SLG: 0.450 (1, 2)										3	0	0	0	0	1	1				
11 Justin Baughman, R OBP: 0.283, SLG: 0.336 (1, 4)										3	0	0	0	0	0	0				
Gary Disarcina, R OBP: 0.337, SLG: 0.431 (1, 6)										3	0	1	0	0	0	0				
Inning Stats	R: 0 E: 0 K: 1 S: 7	H: 1 LOB: 0 BB: 0 P: 13	R: 0 E: 1 K: 1 S: 15	H: 1 LOB: 0 BB: 0 P: 23	R: 0 E: 0 K: 0 S: 7	H: 0 LOB: 0 BB: 0 P: 10	R: 0 E: 0 K: 2 S: 14	H: 1 LOB: 2 BB: 1 P: 24	R: 0 E: 0 K: 1 S: 8	H: 1 LOB: 1 BB: 0 P: 11	R: 4 E: 0 K: 0 S: 14	H: 4 LOB: 0 BB: 0 P: 18	R: 0 E: 0 K: 1 S: 7	H: 0 LOB: 0 BB: 0 P: 9	R: 0 E: 0 K: 1 S: 11	H: 1 LOB: 1 BB: 0 P: 17	1B: 7 2B: 2 3B: 0 HR: 1	SF: 0 SAC: 0 DP: 1 HBP: 0	WP: 0 PB: 0 SB: 0 CS: 1	PA: 33
PITCHER	IP WLS BF H R ER SO BB IBB HBP BLK WP HR S P ERA WHIP																			
Shawn Estes, L ERA: 4.28	7.1 L 31 4 4 4 7 1 0 0 0 0 0 0 5 78 118 4.91 1.364																			
Julian Tavarez, R ERA: 2.86	0.2 2 0 0 0 0 0 0 0 0 0 0 0 5 7 0.00 0.000																			

Scorecard for the top half of the game. Batter column lists players like Darryl Hamilton, L and Bill Mueller, S. Inning stats are provided at the bottom of the section.

San Francisco Giants @ Anaheim Angels
Edison International Field, Anaheim, CA

Wed Jul 01 1998, 10:05 PM EDT
Att: 24,299 - Unknown - 76 F

AB 40
R 6
H 12
RBI 6
BB 2
SO 9
LOB 16



PITCHER statistics table for the top half, listing players like Steve Sparks, R and Mike Holtz, L with their respective IP, WLS, BF, H, R, ER, SO, BB, IBB, HBP, BLK, WP, HR, S, P, ERA, and WHIP.

Scorecard for the bottom half of the game. Batter column lists players like Darin Erstad, L and Dave Hollins, S. Inning stats are provided at the bottom of the section.

San Francisco Giants @ Anaheim Angels
Edison International Field, Anaheim, CA

Wed Jul 01 1998, 10:05 PM EDT
Att: 24,299 - Unknown - 76 F


AB 38
R 3
H 8
RBI 3
BB 4
SO 8
LOB 22




PITCHER statistics table for the bottom half, listing players like Danny Darwin, R and John Johnstone, R with their respective IP, WLS, BF, H, R, ER, SO, BB, IBB, HBP, BLK, WP, HR, S, P, ERA, and WHIP.

Batter	1	2	3	4	5	6	7	8	9	AB	R	H	RBI	BB	SO	LOB	TOP				
Darryl Hamilton, L OBP: 0.383, SLG: 0.357 (1, 8)	G6-3	FC4-6			G6-3	FC4-6		K		5	0	0	0	0	1	3	San Francisco Giants @ Anaheim Angels Edison International Field, Anaheim, CA Thu Jul 02 1998, 10:05 PM EDT Att: 33,272 - Unknown - 76 F livebaseballscorecards.com				
Bill Mueller, S OBP: 0.387, SLG: 0.419 (1, 5)	2B		G6-3		F8	BB		F8		3	1	0	0	2	0	1					
Stan Javier, S OBP: 0.355, SLG: 0.353 (1, 9)	HR		FC5-4		S			G6-3		3	1	2	1	2	0	0					
Charlie Hayes, R OBP: 0.362, SLG: 0.404 (1, 10)	G5-3		FC5-4		P2	G3-1		K		5	1	0	0	0	1	6					
J.T. Snow, L OBP: 0.315, SLG: 0.394 (1, 3)	HR		2B		HR			F9		5	2	3	4	0	0	0					
Rich Aurilia, R OBP: 0.346, SLG: 0.476 Ramon Martinez, R OBP: 0.400, SLG: 0.385 (1, 6) (6, 4)	G6-3		G6-3		SH1-4	1B		G5-3		3	1	1	0	0	0	1					
Marvin Benard, L OBP: 0.314, SLG: 0.290 (1, 7)		G4-3		G5-4-3	1B	1B		P5		4	1	2	0	0	0	0					
Brian Johnson, R OBP: 0.283, SLG: 0.390 (1, 2)	F8		G5-4-3		SH1-4			F8		3	0	0	0	0	0	1					
Rey Sanchez, R OBP: 0.343, SLG: 0.355 (1, 4) (6, 6)		FC4-6		K		FC4-6		1B		3	0	2	2	0	1	0					
Inning Stats	R: 3 E: 0 K: 0 S: 14	H: 2 LOB: 0 BB: 1 P: 24	R: 0 E: 0 K: 0 S: 9	H: 0 LOB: 1 BB: 0 P: 13	R: 1 E: 0 K: 0 S: 8	H: 1 LOB: 1 BB: 1 P: 16	R: 0 E: 0 K: 1 S: 7	H: 1 LOB: 0 BB: 0 P: 11	R: 0 E: 0 K: 0 S: 9	H: 1 LOB: 1 BB: 0 P: 14	R: 3 E: 0 K: 0 S: 14	H: 4 LOB: 3 BB: 2 P: 31	R: 0 E: 0 K: 1 S: 8	H: 0 LOB: 0 BB: 0 P: 13	R: 0 E: 0 K: 1 S: 7	H: 1 LOB: 1 BB: 0 P: 11		1B: 6 2B: 2 3B: 0 HR: 2	SF: 0 SAC: 1 DP: 1 HBP: 1	WP: 0 PB: 0 SB: 2 CS: 0	PA: 41
PITCHER	IP	WLS	BF	H	R	ER	SO	BB	IBB	HBP	BLK	WP	HR	S	P	ERA	WHIP				
Jason Dickson, R ERA: 6.13 (1, 1)	5.1	L	27	9	7	7	1	2	0	1	0	0	2	56	91	11.81	2.062				
Pep Harris, R ERA: 5.4 (6, 1)	2.2		11	1	0	0	1	2	0	0	0	0	0	21	44	0.00	1.125				
Mike Holtz, L ERA: 6.43 (9, 1)	1.0		3	0	0	0	1	0	0	0	0	0	0	7	11	0.00	0.000				

Batter	1	2	3	4	5	6	7	8	9	AB	R	H	RBI	BB	SO	LOB	BOTTOM				
Darin Erstad, L OBP: 0.367, SLG: 0.561 (1, 7)	HR	G6-3		G4-3			G6-4-3		HR	5	2	3	1	0	0	2	San Francisco Giants @ Anaheim Angels Edison International Field, Anaheim, CA Thu Jul 02 1998, 10:05 PM EDT Att: 33,272 - Unknown - 76 F livebaseballscorecards.com				
Dave Hollins, S OBP: 0.337, SLG: 0.401 (1, 5)	F8		F7		F8		G6-4-3		HR	5	1	2	3	0	0	2					
Jim Edmonds, L OBP: 0.372, SLG: 0.531 (1, 8)	F8		F9		F8			G4-3		4	0	2	0	1	0	0					
Tim Salmon, R OBP: 0.413, SLG: 0.545 (1, 10)	F8		1B		F9		F8	L6		5	0	1	0	0	0	4					
Cecil Fielder, R OBP: 0.341, SLG: 0.433 (1, 3)	K		F9		G6-3		G6-3	G6-3		5	0	0	0	0	1	4					
16 Garret Anderson, L OBP: 0.321, SLG: 0.472 (1, 9)	P6		K		1B		1B	1B		4	0	2	0	0	1	4					
Phil Nevin, R OBP: 0.350, SLG: 0.444 (1, 2)		K		K		G6-4-3		K		4	0	1	0	0	3	1					
11 Justin Baughman, R OBP: 0.273, SLG: 0.331 (1, 4)	G4-3		G6-3		G6-4-3		G5-3			4	0	1	0	0	0	3					
Gary Disarcina, R OBP: 0.341, SLG: 0.433 (1, 6)	G4-3		1B		1B		G6-4-3	HR		4	1	3	0	0	0	1					
Inning Stats	R: 1 E: 0 K: 1 S: 17	H: 3 LOB: 2 BB: 0 P: 28	R: 0 E: 0 K: 1 S: 9	H: 1 LOB: 0 BB: 0 P: 12	R: 0 E: 0 K: 1 S: 9	H: 2 LOB: 2 BB: 0 P: 16	R: 0 E: 0 K: 1 S: 10	H: 1 LOB: 1 BB: 0 P: 17	R: 0 E: 0 K: 0 S: 9	H: 2 LOB: 1 BB: 0 P: 15	R: 0 E: 0 K: 0 S: 9	H: 2 LOB: 2 BB: 1 P: 16	R: 0 E: 0 K: 1 S: 10	H: 1 LOB: 1 BB: 0 P: 18	R: 3 E: 0 K: 0 S: 13	H: 3 LOB: 0 BB: 0 P: 17		1B: 12 2B: 1 3B: 0 HR: 2	SF: 0 SAC: 0 DP: 2 HBP: 0	WP: 0 PB: 0 SB: 0 CS: 0	PA: 41
PITCHER	IP	WLS	BF	H	R	ER	SO	BB	IBB	HBP	BLK	WP	HR	S	P	ERA	WHIP				
Kirk Rueter, L ERA: 4.2 (1, 1)	5.1	W	25	9	1	1	4	0	0	0	0	0	0	59	100	1.69	1.688				
Julian Tavarez, R ERA: 2.73 (6, 1)	2.2		10	3	0	0	1	1	0	0	0	0	0	22	39	0.00	1.500				
Rich Rodriguez, L ERA: 4.75 (9, 1)	0.1		4	3	3	3	0	0	0	0	0	0	1	7	11	81.00	9.000				
Steve Reed, R ERA: 1.88 (9, 1)	0.2		2	0	0	0	0	0	0	0	0	0	0	6	6	0.00	0.000				

Batter	1	2	3	4	5	6	7	8	9	AB	R	H	RBI	BB	SO	LOB	TOP						
Rickey Henderson, R OBP: 0.366, SLG: 0.359 (1, 7)	3-1 F7	4-0 1B BB		4-1 G3 S 2B BB		3-2 F9		2-0 HR		3	2	1	1	2	0	0	<p>Oakland Athletics @ Anaheim Angels Edison International Field, Anaheim, CA</p> <p>Fri Jul 03 1998, 10:05 PM EDT Att: 39,636 - Unknown - 70 F</p> <p>AB 40 R 10 H 14 RBI 9 BB 3 SO 10 LOB 13</p> 						
Bip Roberts, S OBP: 0.363, SLG: 0.343 Rafael Bourimigal, R OBP: 0.270, SLG: 0.324 (8, 4)	0-0 1B 2B	0-3 K		1-1 G3		4-1 G6-3 BB		1-0 G4-3		4	1	1	0	1	1	3							
Ben Grieve, L OBP: 0.411, SLG: 0.517 (1, 9)	2-1 1B 2B	3-3 K		0-0 2B		1-2 G6-3 1-2		0-3 K		5	1	2	1	0	2	3							
Matt Stairs, L OBP: 0.412, SLG: 0.563 (1, 10)	2-0 1H 2B 3H	0-2 1B		3H 1-1 P3		G4-3		2-2 F8		5	1	2	3	0	0	1							
Jason Giambi, L OBP: 0.373, SLG: 0.464 Jack Voigt, R OBP: 0.217, SLG: 0.238 (9, PR) (9, 3)	1-3 K	1-2 F7			1-0 HR		1-3 K		2-2 1B	5	1	2	1	0	2	3							
Mike Blowers, R OBP: 0.300, SLG: 0.377 (1, 5)	0-0 2H 2B		1-0 F9		2-2 G6-3		0-0 1B		1-1 FC5-4 1B	5	1	3	1	0	0	0							
Miguel Tejada, R OBP: 0.326, SLG: 0.390 (1, 6)	3-2 E9 2H 1B		1-1 G1-3		3-2 HR		1-3 K		0-1 FC5-4 1-2	5	2	2	2	0	1	3							
Ryan Christenson, R OBP: 0.325, SLG: 0.347 (1, 8)	0-3 K		1-1 G1-3		2-3 K			1-2 F9		4	0	0	0	0	2	0							
A.J. Hinch, R OBP: 0.297, SLG: 0.332 (1, 2)		1-1 1B BB		3-3 K		0-3 K		0-0 G1-3		4	1	1	0	0	2	0							
Inning Stats	R: 5 E: 1 K: 2 S: 18	H: 5 LOB: 0 BB: 0 P: 29	R: 1 E: 0 K: 2 S: 14	H: 2 LOB: 2 BB: 1 P: 23	R: 0 E: 0 K: 0 S: 5	H: 0 LOB: 0 BB: 0 P: 8	R: 1 E: 0 K: 1 S: 9	H: 1 LOB: 1 BB: 1 P: 18	R: 2 E: 0 K: 2 S: 14	H: 2 LOB: 0 BB: 0 P: 22	R: 0 E: 0 K: 0 S: 8	H: 0 LOB: 0 BB: 1 P: 16	R: 0 E: 0 K: 2 S: 8	H: 1 LOB: 1 BB: 0 P: 10	R: 1 E: 0 K: 0 S: 6	H: 1 LOB: 0 BB: 0 P: 10		R: 0 E: 0 K: 1 S: 13	H: 2 LOB: 2 BB: 0 P: 18	1B: 8 2B: 3 3B: 0 HR: 3	SF: 0 SAC: 0 DP: 1 HBP: 0	WP: 0 PB: 0 SB: 1 CS: 0	PA: 43
PITCHER	IP WLS BF H R ER SO BB IBB HBP BLK WP HR S P ERA WHIP	IP WLS BF H R ER SO BB IBB HBP BLK WP HR S P ERA WHIP																					
Omar Olivares, R ERA: 3.39 (1, 1)	3.2 L 21 8 7 6 5 2 0 0 0 0 0 0 44 75 14.73 2.727																						
Greg Cadaret, L ERA: 4.81 (4, 1)	3.0 11 2 2 2 3 1 0 0 0 0 0 2 28 46 6.00 1.000																						
Shigetoshi Hasegawa, R ERA: 3.57 (7, 1)	1.1 6 2 1 1 1 0 0 0 0 0 0 1 10 15 6.75 1.500																						
Mike Holtz, L ERA: 6.23 (9, 1)	0.2 4 2 0 0 1 0 0 0 0 0 0 0 11 16 0.00 3.000																						
Pep Harris, R ERA: 5.3 (9, 1)	0.1 1 0 0 0 0 0 0 0 0 0 0 0 2 2 0.00 0.000																						

Batter	1	2	3	4	5	6	7	8	9	AB	R	H	RBI	BB	SO	LOB	BOTTOM						
Darin Erstad, L OBP: 0.367, SLG: 0.564 (1, 3)	0-1 G4-3 2B	1-1 F8		2-3 K		1-0 E4 3H		1-2 2B		5	0	2	1	0	1	3	<p>Oakland Athletics @ Anaheim Angels Edison International Field, Anaheim, CA</p> <p>Fri Jul 03 1998, 10:05 PM EDT Att: 39,636 - Unknown - 70 F</p> <p>AB 39 R 6 H 13 RBI 6 BB 2 SO 8 LOB 21</p> 						
Dave Hollins, S OBP: 0.345, SLG: 0.397 (1, 5)	1-2 G1-3		1-2 F8	3-2 1H 2H 1B		1-3 K		2-0 P6		5	0	1	2	0	1	3							
Jim Edmonds, L OBP: 0.370, SLG: 0.526 (1, 8)	0-0 G4-3		2-2 BB	0-1 G3		2-3 K		3-2 L6		5	0	1	0	0	1	3							
Tim Salmon, R OBP: 0.408, SLG: 0.534 (1, 10)	2-0 F8		4-2 BB	1-2 BB		2-3 K		2-3 K		4	0	0	0	1	3	1							
16 Garret Anderson, L OBP: 0.328, SLG: 0.481 (1, 9)		0-2 SH1-3 1B 2B	0-1 P6		1-0 G6-4-3 1B		0-0 1B		0-0 1B	5	1	4	0	0	0	2							
Phil Nevin, R OBP: 0.345, SLG: 0.434 (1, 2)		0-0 SH1-3 1B	2-3 K		0-2 G6-4-3 1-2		2-2 F9		1-2 P4	5	1	1	0	0	1	5							
Orlando Palmeiro, L OBP: 0.484, SLG: 0.571 (1, 7)		0-0 SH1-3 1-2 2-3		2-1 G3		1-2 1B 2B		1-1 F8		3	1	1	0	0	0	1							
11 Justin Baughman, R OBP: 0.280, SLG: 0.344 (1, 4)		1-3 K		0-2 WP S 1B 1B		1-2 G6-3 1H E 2B		0-2 G4-3		4	2	2	1	0	1	2							
Gary Disarcina, R OBP: 0.344, SLG: 0.432 (1, 6)		0-0 2H 3H 1B		4-2 S 1-2 1B BB		2-2 G6-3		1-2 F7		3	1	1	2	1	0	1							
Inning Stats	R: 0 E: 0 K: 0 S: 7	H: 1 LOB: 1 BB: 0 P: 10	R: 2 E: 0 K: 1 S: 11	H: 3 LOB: 1 BB: 0 P: 13	R: 0 E: 0 K: 1 S: 17	H: 1 LOB: 2 BB: 1 P: 26	R: 2 E: 0 K: 1 S: 17	H: 2 LOB: 1 BB: 1 P: 28	R: 0 E: 0 K: 1 S: 7	H: 1 LOB: 0 BB: 0 P: 10	R: 2 E: 1 K: 2 S: 17	H: 2 LOB: 1 BB: 0 P: 25	R: 0 E: 0 K: 1 S: 12	H: 1 LOB: 1 BB: 0 P: 17	R: 0 E: 0 K: 0 S: 14	H: 1 LOB: 1 BB: 0 P: 18		R: 0 E: 0 K: 1 S: 12	H: 1 LOB: 1 BB: 0 P: 18	1B: 9 2B: 4 3B: 0 HR: 0	SF: 0 SAC: 1 DP: 1 HBP: 0	WP: 1 PB: 0 SB: 2 CS: 0	PA: 42
PITCHER	IP WLS BF H R ER SO BB IBB HBP BLK WP HR S P ERA WHIP	IP WLS BF H R ER SO BB IBB HBP BLK WP HR S P ERA WHIP																					
Tom Candiotti, R ERA: 5.33 (6, 1)	1.0 4 0 0 0 2 0 0 0 0 0 0 0 11 17 0.00 0.000																						
Buddy Groom, L ERA: 5.5 (7, 1)	2.0 8 2 0 0 1 0 0 0 0 0 0 0 26 35 0.00 1.000																						
Mike Mohler, L ERA: 4.8 (9, 1)	1.0 4 1 0 0 1 0 0 0 0 0 0 0 12 18 0.00 1.000																						

Batter	1	2	3	4	5	6	7	8	9	AB	R	H	RBI	BB	SO	LOB	TOP					
Rickey Henderson, R OBP: 0.369, SLG: 0.359 (1, 7)	4-2 CS BB		2-3 K		4-0 2B G4-3 BB		2-2 G1-3		1-2 1B 1B	3	2	1	1	2	1	1						
Bip Roberts, S OBP: 0.366, SLG: 0.361 Rafael Bournigal, R OBP: 0.289, SLG: 0.321 (1, 4) (8, 4)	1-3 K			1-1 F8 2B	0-1 G4-3 2B		0-3 K		3-H 2-1 F8	4	1	2	1	0	2	1						
Ben Grieve, L OBP: 0.408, SLG: 0.512 (1, 9)	2-3 K			2-2 F8	1-0 G4-3			2-1 F7	2-2 FC6-4 1B	5	0	1	3	0	1	3						
Kevin Mitchell, R OBP: 0.295, SLG: 0.330 (1, 10)	0-1 SAFE CS	1-1 F7		1-0 1B	0-1 F9			1-1 G4-3	0-0 FC6-4 1B	5	0	1	1	0	0	2						
Jason Giambi, L OBP: 0.374, SLG: 0.474 Jack Voigt, R OBP: 0.217, SLG: 0.238 (1, 3) (8, 3)		1-1 F8		1-1 1B	2-0 HR			1-0 F8		4	1	2	1	0	0	0						
Mike Blowers, R OBP: 0.295, SLG: 0.370 (1, 5)		1-1 G4-3		2-2 F8	2-2 F8			1-1 G6-3		4	0	0	0	0	0	2						
Miguel Tejada, R OBP: 0.324, SLG: 0.380 (1, 6)			1-0 F9	1-3 K				2-1 2B PB HBP		3	1	0	0	0	2	2						
Ryan Christenson, R OBP: 0.335, SLG: 0.360 (1, 8)			0-0 1B		4-0 SH1-3 2B BB		2-3 K	0-0 PB 1B 2B		3	2	2	0	1	1	0						
A.J. Hinch, R OBP: 0.297, SLG: 0.328 (1, 2)			1-2 F8		0-1 SH1-3			4-1 1B BB		2	1	0	0	1	0	1						
Inning Stats	R: 0 E: 0 K: 2 S: 10	H: 0 LOB: 0 BB: 1 P: 17	R: 0 E: 0 K: 0 S: 6	H: 0 LOB: 0 BB: 0 P: 9	R: 0 E: 0 K: 1 S: 8	H: 1 LOB: 1 BB: 0 P: 12	R: 1 E: 0 K: 1 S: 15	H: 3 LOB: 2 BB: 0 P: 23	R: 2 E: 0 K: 0 S: 7	H: 1 LOB: 1 BB: 2 P: 16	R: 1 E: 0 K: 2 S: 11	H: 1 LOB: 0 BB: 0 P: 19	R: 0 E: 0 K: 1 S: 9	H: 0 LOB: 0 BB: 0 P: 13	R: 0 E: 0 K: 0 S: 5	H: 0 LOB: 0 BB: 0 P: 9	R: 4 E: 0 K: 0 S: 14	H: 3 LOB: 1 BB: 1 P: 26	1B: 5 2B: 3 3B: 0 HR: 1	SF: 0 SAC: 1 DP: 0 HBP: 1	WP: 0 PB: 1 SB: 0 CS: 1	PA: 41
PITCHER Jarrod Washburn, L ERA: 3.6 Steve Sparks, R ERA: 4.31	IP: 5.0 WLS: L BF: 22	H: 5 R: 3 ER: 3 SO: 4	BB: 3 IBB: 0 HBP: 0 BLK: 0	WP: 0 HR: 0 S: 46 P: 77	ERA: 5.40 WHIP: 1.600	IP: 4.0 WLS: S BF: 18	H: 4 R: 5 ER: 5 SO: 3	BB: 1 IBB: 0 HBP: 1 BLK: 0	WP: 0 HR: 1 S: 39 P: 67	ERA: 11.25 WHIP: 1.250												

Oakland Athletics @ Anaheim Angels
Edison International Field, Anaheim, CA
Sat Jul 04 1998, 10:05 PM EDT
Att: 43,571 - Unknown - 75 F

AB 34
R 8
H 9
RBI 7
BB 4
SO 7
LOB 14



Batter	1	2	3	4	5	6	7	8	9	AB	R	H	RBI	BB	SO	LOB	BOTTOM								
Darin Erstad, L OBP: 0.364, SLG: 0.558 (1, 7)	0-0 G3		1-3 K		1-2 F4		0-1 F8			4	0	0	0	0	1	3									
Dave Hollins, S OBP: 0.337, SLG: 0.397 (1, 5)	1-2 P2			0-2 2B 1B	4-2 HBP			0-0 G5-3		3	1	1	0	0	0	0									
Jim Edmonds, L OBP: 0.365, SLG: 0.519 (1, 8)	2-3 K			1-3 K	2-3 K			3-1 G4-3		4	0	0	0	0	3	3									
Tim Salmon, R OBP: 0.410, SLG: 0.536 Norberto Martin, R OBP: 0.236, SLG: 0.259 (1, 10) (8, PR)		3-3 K		2-2 2B	2-3 K			4-2 BB		3	1	1	1	1	2	0									
Cecil Fielder, R OBP: 0.340, SLG: 0.434 (1, 3)		3-3 K		0-0 2B	3-3 K			3-2 L5		4	0	1	1	0	2	1									
16 Garret Anderson, L OBP: 0.327, SLG: 0.481 (1, 9)		1-2 E3		0-0 F9	0-1 F4			1-1 G4-3 G3 2B		4	1	1	0	0	0	1									
Matt Walbeck, S OBP: 0.310, SLG: 0.372 (1, 2)		1-3 K		2-2 G6-3				2-1 F8	2-1 G4-3	4	0	0	0	0	1	3									
11 Justin Baughman, R OBP: 0.281, SLG: 0.351 Otiendo Palmeiro, L OBP: 0.469, SLG: 0.552 (1, 4) (8, PH)			0-1 P4		2-1 2B			3-2 F8	2-1 G3	3	0	1	0	0	0	0									
Gary Disarcina, R OBP: 0.346, SLG: 0.434 (1, 6)			4-0 CS BB		0-0 P5			1-2 2B	3-H K	3	0	1	0	1	1	1									
Inning Stats	R: 0 E: 0 K: 1 S: 8	H: 0 LOB: 0 BB: 0 P: 11	R: 0 E: 1 K: 3 S: 14	H: 0 LOB: 1 BB: 0 P: 22	R: 0 E: 0 K: 1 S: 5	H: 0 LOB: 1 BB: 1 P: 10	R: 2 E: 0 K: 1 S: 14	H: 3 LOB: 1 BB: 0 P: 19	R: 0 E: 0 K: 2 S: 8	H: 0 LOB: 0 BB: 0 P: 13	R: 0 E: 0 K: 0 S: 14	H: 1 LOB: 1 BB: 0 P: 20	R: 0 E: 0 K: 0 S: 9	H: 0 LOB: 1 BB: 1 P: 19	R: 1 E: 0 K: 1 S: 9	H: 1 LOB: 0 BB: 0 P: 15	1B: 1 2B: 6 3B: 0 HR: 0	SF: 0 SAC: 0 DP: 1 HBP: 1	WP: 0 PB: 0 SB: 0 CS: 1	PA: 36					
PITCHER Mike Oquist, R ERA: 5.67 Buddy Groom, L ERA: 5.35 Billy Taylor, R ERA: 3.25	IP: 6.2 WLS: W BF: 27	H: 6 R: 2 ER: 2 SO: 9	BB: 1 IBB: 0 HBP: 0 BLK: 0	WP: 0 HR: 0 S: 73 P: 114	ERA: 2.70 WHIP: 0.900	IP: 1.0 WLS: S BF: 3	H: 0 R: 0 ER: 0 SO: 0	BB: 0 IBB: 0 HBP: 0 BLK: 0	WP: 0 HR: 0 S: 5 P: 8	ERA: 0.00 WHIP: 0.000	IP: 1.1 WLS: S BF: 6	H: 1 R: 1 ER: 1 SO: 1	BB: 0 IBB: 0 HBP: 0 BLK: 0	WP: 0 HR: 0 S: 15 P: 28	ERA: 6.75 WHIP: 1.500										

Oakland Athletics @ Anaheim Angels
Edison International Field, Anaheim, CA
Sat Jul 04 1998, 10:05 PM EDT
Att: 43,571 - Unknown - 75 F

AB 33
R 3
H 6
RBI 3
BB 2
SO 10
LOB 12



Batter	1	2	3	4	5	6	7	8	9	AB	R	H	RBI	BB	SO	LOB	TOP											
Rickey Henderson, R OBP: 0.331, SLG: 0.355 (1, 7)	P2		K		K		G6-3		SH2-4 BB	4	0	0	0	1	2	1	Oakland Athletics @ Anaheim Angels Edison International Field, Anaheim, CA Sun Jul 05 1998, 6:33 AM EDT Att: 23,208 - Sunny - 79 F											
Rafael Bourquiel, R OBP: 0.268, SLG: 0.319 (1, 4)	P1		P6		1B		E4		SH2-4	4	0	1	1	0	0	0												
Ben Grieve, L OBP: 0.408, SLG: 0.508 (1, 9)	FC6-4 BB		F8		K		F8		BB IBB	3	0	0	0	2	1	2												
Kevin Mitchell, R OBP: 0.300, SLG: 0.359 (1, 10)	FC6-4				K		G6-3		HR	4	1	1	2	1	1	1												
Jason Giambi, L OBP: 0.373, SLG: 0.471 Jack Voigt, R OBP: 0.214, SLG: 0.234 (8, PR) (8, 3)		P6		G4-3		G4-3		G6-3 S 1B	K	4	0	1	0	0	0	0												
Mike Blowers, R OBP: 0.297, SLG: 0.387 (1, 5)	HR		F8		F8		2B		FC6-4	5	1	2	1	0	1	4												
Miguel Tejada, R OBP: 0.382 Bip Roberts, S OBP: 0.364, SLG: 0.359 (8, PH) (8, 4)		K			2B		1B		G6-3	2	1	1	0	1	1	0												
Mike MacFarlane, R OBP: 0.299, SLG: 0.424 Matt Stairs, L OBP: 0.410, SLG: 0.561 A.J. Hinch, R OBP: 0.297, SLG: 0.328 (8, PH) (8, 2)		1B		P6		K		K		3	0	1	0	0	1	3												
Ryan Christenson, R OBP: 0.339, SLG: 0.377 (9, 7)		K		2-1 1-H	1B		2B		SH2-4 BB	4	2	2	1	0	1	1												
Inning Stats	R: 0 E: 0 K: 0 S: 7	H: 0 LOB: 1 BB: 1 P: 12	R: 1 E: 0 K: 2 S: 15	H: 2 LOB: 1 BB: 0 P: 26	R: 0 E: 0 K: 1 S: 7	H: 0 LOB: 0 BB: 0 P: 11	R: 0 E: 0 K: 1 S: 6	H: 0 LOB: 0 BB: 0 P: 7	R: 2 E: 0 K: 2 S: 12	H: 3 LOB: 1 BB: 0 P: 18	R: 0 E: 0 K: 1 S: 17	H: 1 LOB: 2 BB: 1 P: 28	R: 0 E: 1 K: 0 S: 11	H: 0 LOB: 1 BB: 0 P: 18	R: 1 E: 0 K: 2 S: 13	H: 2 LOB: 2 BB: 0 P: 23	R: 1 E: 0 K: 1 S: 16	H: 1 LOB: 3 BB: 3 P: 29	1B: 4 2B: 3 3B: 0 HR: 2	SF: 0 SAC: 1 DP: 0 HBP: 0	WP: 0 PB: 0 SB: 2 CS: 0	PA: 42						
PITCHER	IP	WLS	BF	H	R	ER	SO	BB	IBB	HBP	BLK	WP	HR	S	P	ERA	WHIP											
Chuck Finley, L ERA: 3.16 (1, 1)	7.0		32	8	4	4	7	2	0	0	0	0	2	79	127	5.14	1.429											
Rich DeLucia, R ERA: 5.18 (8, 1)	0.2		2	0	0	0	1	0	0	0	0	0	0	4	9	0.00	0.000											
Greg Cadaret, L ERA: 4.74 (9, 1)	0.1		1	0	0	0	1	0	0	0	0	0	0	5	7	0.00	0.000											
Troy Percival, R ERA: 2.97 (9, 1)	1.0	L	7	1	1	1	1	2	1	0	0	0	0	16	29	9.00	3.000											

livebaseballscores.com

AB	36
R	5
H	9
RBI	5
BB	5
SO	10
LOB	19

Batter	1	2	3	4	5	6	7	8	9	AB	R	H	RBI	BB	SO	LOB	BOTTOM											
Darin Erstad, L OBP: 0.362, SLG: 0.552 (1, 7)	F8		G4-3	FC6-4 IBB		F9			E5 SH1-3	4	0	0	0	1	0	1	Oakland Athletics @ Anaheim Angels Edison International Field, Anaheim, CA Sun Jul 05 1998, 6:33 AM EDT Att: 23,208 - Sunny - 79 F											
Craig Shipley, R OBP: 0.292, SLG: 0.318 (1, 5)	K		K	FC6-4			CS G1-3 HBP		SH1-3	3	0	0	0	0	2	3												
Jim Edmonds, L OBP: 0.366, SLG: 0.527 (1, 8)	F8			HR	1B		G1-3		K	5	1	2	1	0	1	2												
Tim Salmon, R OBP: 0.411, SLG: 0.531 Damon Mashore, R OBP: 0.330, SLG: 0.372 Dave Hollins, S OBP: 0.336, SLG: 0.395 (7, PR) (9, PH)		G6-3		2B 16 G4-3 BB	F9		K		P6	2	1	0	0	2	0	1												
Cecil Fielder, R OBP: 0.339, SLG: 0.435 (1, 3)		G6-3		16 G4-3 2B	P6		K			4	1	1	0	0	1	3												
16 Garret Anderson, L OBP: 0.332, SLG: 0.486 (1, 9)				G4-3	BB		FC1-5		2B	3	0	2	1	1	0	1												
Matt Walbeck, S OBP: 0.367 11 Justin Baughman, R OBP: 0.281, SLG: 0.351 (7, PR) (9, 4)		G4-3		2-3 3-H	G4-3 BB		K		FC1-5	3	1	0	0	1	1	4												
Norberto Martin, R OBP: 0.251, SLG: 0.254 Otiando Palmeiro, L OBP: 0.456, SLG: 0.533 Phil Nevin, R OBP: 0.346, SLG: 0.434 (1, 4) (8, PH) (9, 2)			K	G4-3		F8		F9		3	0	0	1	0	1	1												
Gary Disarcina, R OBP: 0.348, SLG: 0.437 (1, 6)				G4-3	2B		F9		F8	3	0	1	1	1	0	1												
Inning Stats	R: 0 E: 0 K: 1 S: 7	H: 0 LOB: 0 BB: 0 P: 8	R: 0 E: 0 K: 0 S: 7	H: 0 LOB: 1 BB: 1 P: 16	R: 0 E: 0 K: 2 S: 11	H: 0 LOB: 1 BB: 1 P: 18	R: 4 E: 0 K: 0 S: 15	H: 3 LOB: 2 BB: 3 P: 31	R: 0 E: 0 K: 1 S: 14	H: 2 LOB: 2 BB: 0 P: 19	R: 0 E: 0 K: 0 S: 4	H: 0 LOB: 0 BB: 0 P: 5	R: 0 E: 1 K: 1 S: 8	H: 0 LOB: 2 BB: 1 P: 16	R: 0 E: 0 K: 0 S: 11	H: 1 LOB: 1 BB: 0 P: 19	R: 0 E: 1 K: 1 S: 11	H: 0 LOB: 1 BB: 0 P: 15	1B: 2 2B: 3 3B: 0 HR: 1	SF: 0 SAC: 1 DP: 0 HBP: 1	WP: 0 PB: 0 SB: 0 CS: 1	PA: 40						
PITCHER	IP	WLS	BF	H	R	ER	SO	BB	IBB	HBP	BLK	WP	HR	S	P	ERA	WHIP											
Jimmy Haynes, R ERA: 4.15 (1, 1)	6.0		29	5	4	4	4	4	1	0	0	0	1	58	98	6.00	1.500											
Buddy Groom, L ERA: 5.3 (7, 1)	0.1		1	0	0	0	0	0	0	0	0	0	0	3	5	0.00	0.000											
Mike Fetters, R ERA: 3.78 (7, 1)	1.2	W	6	1	0	0	1	1	0	0	0	0	0	16	29	0.00	1.200											
Billy Taylor, R ERA: 3.18 (9, 1)	1.0	S	4	0	0	0	1	0	0	0	0	0	0	11	15	0.00	0.000											

livebaseballscores.com

AB	32
R	4
H	6
RBI	4
BB	6
SO	6
LOB	19

Batter	1	2	3	4	5	6	7	8	9	AB	R	H	RBI	BB	SO	LOB	TOP											
Darin Erstad, L OBP: 0.365, SLG: 0.556	2-3 K		1-1 E 2B		0-0 P2		2-0 S 1B HBP	1-0 2B		4	2	2	0	0	1	0	<p>Anaheim Angels @ Seattle Mariners</p> <p>The Kingdome, Seattle, WA</p> <p>Thu Jul 09 1998, 10:05 PM EDT</p> <p>Att: 24,210 - Dome - 72 F</p> <p>livebaseballscores.com</p>											
Dave Hollins, S OBP: 0.334, SLG: 0.391	1-3 K		4-0 FC5-4 BB		1-0 G4-3		1-2 F7	0-1 SF7		3	0	0	1	1	1	1												
Jim Edmonds, L OBP: 0.366, SLG: 0.525	1-1 WP 1B		2-1 FC5-4 FC6-4 1-2H 2-H		1-0 G3-1		2-2 1B 2B 1B	3-2 F7		5	1	2	1	0	0	2												
Tim Salmon, R OBP: 0.419, SLG: 0.533 Craig Shipley, R OBP: 0.292, SLG: 0.318	4-2 BB		2-0 FC6-4		4-0 16 1B WP BB		0-0 2B 16 1B 1B	0-1 G6-4-3 1B		3	1	2	0	2	0	1												
Cecil Fielder, R OBP: 0.340, SLG: 0.436	3-3 K				1-0 P2		4-2 16 1B BB	0-0 G6-4-3 1B		4	1	1	1	1	1	3												
16 Garrett Anderson, L OBP: 0.333, SLG: 0.485		2-3 K			0-0 F8		2-0 BB	1-2 G1-3		5	0	2	2	0	1	1												
Phil Nevin, R OBP: 0.344, SLG: 0.427 Matt Walbeck, S OBP: 0.307, SLG: 0.365		1-3 K			4-1 BB		1-2 1B	2-3 G4-3		2	0	0	0	1	2	3												
11 Justin Baughman, R OBP: 0.273, SLG: 0.341		1-3 K			0-0 F8		0-0 F9	2-1 G4-3		4	0	0	0	0	1	4												
Gary Disarcina, R OBP: 0.346, SLG: 0.438					0-0 G3		1-1 F7	1-1 G6-3	0-0 2B SF7 2B	4	1	1	0	0	0	0												
Inning Stats	R: 0 E: 0 K: 3 S: 16	H: 1 LOB: 2 BB: 1 P: 27	R: 0 E: 0 K: 3 S: 9	H: 0 LOB: 0 BB: 0 P: 13	R: 1 E: 1 K: 0 S: 6	H: 1 LOB: 1 BB: 1 P: 15	R: 0 E: 0 K: 0 S: 4	H: 0 LOB: 1 BB: 1 P: 9	R: 0 E: 0 K: 1 S: 10	H: 1 LOB: 0 BB: 0 P: 6	R: 0 E: 0 K: 1 S: 10	H: 1 LOB: 3 BB: 2 P: 23	R: 4 E: 0 K: 0 S: 20	H: 4 LOB: 1 BB: 0 P: 29	R: 1 E: 0 K: 1 S: 9	H: 2 LOB: 1 BB: 0 P: 15		R: 0 E: 0 K: 0 S: 7	H: 1 LOB: 1 BB: 0 P: 8	1B: 6 2B: 4 3B: 0 HR: 0	SF: 1 SAC: 0 DP: 1 HBP: 1	WP: 2 PB: 0 SB: 2 CS: 0	PA: 42					
PITCHER	IP	WLS	BF	H	R	ER	SO	BB	IBB	HBP	BLK	WP	HR	S	P	ERA	WHIP											
Jeff Fassero, L ERA: 4.04	(1, 1)	6.2	W	33	7	5	4	7	5	0	1	0	0	0	7	116	5.40	1.800										
31 Bobby Ayala, R ERA: 7.16	(7, 1)	0.2		3	1	1	1	0	0	0	0	0	0	0	7	11	13.50	1.500										
Paul Spoljaric, L ERA: 5.84	(8, 1)	0.1		2	1	0	0	0	0	0	0	0	0	3	4	0.00	3.000											
39 Greg McCarthy, L ERA: 1.23	(8, 1)	0.1		1	0	0	0	0	0	0	0	0	0	3	6	0.00	0.000											
Mike Timlin, R ERA: 3.45	(9, 1)	1.0	S	3	1	0	0	0	0	0	0	0	0	7	8	0.00	1.000											

Batter	1	2	3	4	5	6	7	8	9	AB	R	H	RBI	BB	SO	LOB	BOTTOM											
Joey Cora, S OBP: 0.356, SLG: 0.365	4-1 G3-1 PB BB		2-3 K		2-2 3B 2B		3-2 HR	1-2 G3-1		4	2	2	1	1	1	1	<p>Anaheim Angels @ Seattle Mariners</p> <p>The Kingdome, Seattle, WA</p> <p>Thu Jul 09 1998, 10:05 PM EDT</p> <p>Att: 24,210 - Dome - 72 F</p> <p>livebaseballscores.com</p>											
Alex Rodriguez, R OBP: 0.382, SLG: 0.585	1 SAFE G6-3		3-1 1B		2-2 1B 3B 2H		1-1 HR HBP	2-3 K		4	2	2	1	0	1	2												
Ken Griffey Jr., L OBP: 0.380, SLG: 0.680	2-2 G3-1		3-2 P5		0-3 K		0-0 HR	1-0 P5		5	1	1	2	0	1	3												
Edgar Martinez, R OBP: 0.404, SLG: 0.533	3-2 P8				4-2 F9		4-2 1B BB BB	4-1 G6-3 BB		2	1	0	0	3	0	1												
David Segui, S OBP: 0.386, SLG: 0.543		0-0 L1			1-2 1B		4-2 1B 1B 1B	3-2 G6-3		4	1	2	0	1	0	1												
Jay Buhner, R OBP: 0.346, SLG: 0.404		4-2 FC5-4 BB			1-0 1B		3-1 FC5-4			3	1	2	2	1	0	2												
Dan Wilson, R OBP: 0.306, SLG: 0.370		1-1 FC5-4			0-1 F9		2-2 P9			4	0	1	0	0	0	5												
Shane Monahan, L OBP: 0.500, SLG: 0.500		2-3 K			1-3 K		0-0 1B	0-0 G3-1 SH1-4 1B		4	0	2	2	0	2	3												
Rico Rossy, R OBP: 0.389, SLG: 0.533					1-2 G1-3		0-0 G5-3	3-2 G1-3	0-0 SH1-4	3	0	0	0	0	0	0												
Inning Stats	R: 0 E: 0 K: 0 S: 9	H: 0 LOB: 1 BB: 1 P: 20	R: 0 E: 0 K: 1 S: 8	H: 0 LOB: 1 BB: 1 P: 15	R: 0 E: 0 K: 1 S: 12	H: 1 LOB: 0 BB: 0 P: 21	R: 0 E: 0 K: 1 S: 13	H: 2 LOB: 2 BB: 0 P: 18	R: 5 E: 0 K: 1 S: 19	H: 5 LOB: 2 BB: 2 P: 31	R: 3 E: 0 K: 0 S: 20	H: 3 LOB: 2 BB: 1 P: 37	R: 0 E: 0 K: 1 S: 8	H: 1 LOB: 1 BB: 0 P: 11	R: 0 E: 0 K: 0 S: 6	H: 0 LOB: 0 BB: 1 P: 14		1B: 8 2B: 1 3B: 1 HR: 2	SF: 0 SAC: 1 DP: 1 HBP: 1	WP: 0 PB: 1 SB: 0 CS: 0	PA: 41							
PITCHER	IP	WLS	BF	H	R	ER	SO	BB	IBB	HBP	BLK	WP	HR	S	P	ERA	WHIP											
Omar Olivares, R ERA: 3.82	(1, 1)	5.1	L	29	9	7	7	4	4	0	1	0	0	1	20	33	5.40	2.400										
Pep Harris, R ERA: 5.31	(6, 1)	1.2		9	3	1	1	1	1	0	0	0	0	1	2	0.00	0.000											
Mike Holtz, L ERA: 0.14	(8, 1)	0.1		1	0	0	0	0	0	0	0	0	0	1	2	0.00	0.000											
Shigetoshi Hasegawa, R ERA: 3.52	(8, 1)	0.2		2	0	0	0	0	1	0	0	0	0	5	12	0.00	1.500											

Anaheim Angels @ Seattle Mariners
The Kingdome, Seattle, WA
Thu Jul 09 1998, 10:05 PM EDT
Att: 24,210 - Dome - 72 F

AB 35
R 6
H 10
RBI 5
BB 5
SO 7
LOB 16



Anaheim Angels @ Seattle Mariners
The Kingdome, Seattle, WA
Thu Jul 09 1998, 10:05 PM EDT
Att: 24,210 - Dome - 72 F

AB 33
R 8
H 12
RBI 8
BB 6
SO 5
LOB 18



Batter	1	2	3	4	5	6	7	8	9	10	11	AB	R	H	RBI	BB	SO	LOB								
Darin Erstad, L OBP: 0.365, SLG: 0.562 (1, 7)	0-1 S 1B	1-3 K			2-1 G3		1-2 HR		1-2 F7		0-1 SH PB 1B G4-3	5	2	2	1	0	1	3								
Dave Hollins, S OBP: 0.337, SLG: 0.389 Craig Shipley, R OBP: 0.292, SLG: 0.318 (1, 5)	0-1 S 1B		0-1 G5-3		0-0 G6-3		4-2 E BB		4-1 BB BB BB		0-3 K	4	1	1	0	2	1	3								
Jim Edmonds, L OBP: 0.386, SLG: 0.524 (1, 8)	1-3 K		1-1 G3			0-0 16 1B 2B	1-1 E7		3-2 F7		1-2 G4-3 PB 1B	6	1	2	1	0	1	3								
Tim Salmon, R OBP: 0.417, SLG: 0.522 Phil Nevin, R OBP: 0.344, SLG: 0.427 (11, PR)	3-3 K		2-0 G5-3			0-1 G5-3	4-2 BB		0-0 G6-3		4-0 3-H G4-3 1B 1-2 2-3 3-H IBB	4	0	0	0	2	1	4								
Cecil Fielder, R OBP: 0.334, SLG: 0.428 (1, 3)	1-0 G6-3			1-3 K		0-0 P4	2-3 K				0-1 G4-3	6	0	0	1	0	3	7								
16 Garnet Anderson, L OBP: 0.336, SLG: 0.486 (1, 9)		4-1 FC4-6 1B BB		2-1 G4-3		0-2 2-H 1B		1-0 SH5-3 2B		0-1 G6-3	5	0	2	1	1	1	1	3								
Matt Walbeck, S OBP: 0.311, SLG: 0.373 (1, 2)		0-0 FC4-6 1B		3-1 G1-3		2-1 F9		0-0 SH5-3		2-1 2B		4	0	2	0	0	0	1								
11 Justin Baughman, R OBP: 0.273, SLG: 0.345 Orlando Palmeiro, L OBP: 0.441, SLG: 0.516 Norberto Martin, R OBP: 0.231, SLG: 0.254 (10, PH)		0-3 K			0-1 S 2B		2-3 K		2-3 K		0-0 G4-3	4	0	1	0	0	3	3								
Gary Disarcina, R OBP: 0.344, SLG: 0.433 (1, 6)		1-2 FC4-6			2-3 K		0-1 L5		0-0 G6-3		2-2 SH 1B	5	1	1	0	0	1	4								
Inning Stats	R: 0 E: 0 K: 2 S: 11	H: 2 LOB: 2 BB: 0 P: 16	R: 0 E: 0 K: 2 S: 13	H: 1 LOB: 2 BB: 1 P: 19	R: 0 E: 0 K: 0 S: 5	H: 0 LOB: 0 BB: 0 P: 8	R: 0 E: 0 K: 1 S: 7	H: 0 LOB: 0 BB: 0 P: 13	R: 0 E: 0 K: 1 S: 8	H: 1 LOB: 1 BB: 0 P: 12	R: 1 E: 0 K: 0 S: 9	H: 2 LOB: 1 BB: 0 P: 11	R: 2 E: 1 K: 2 S: 18	H: 1 LOB: 2 BB: 2 P: 32	R: 0 E: 0 K: 1 S: 8	H: 1 LOB: 1 BB: 1 P: 10	R: 0 E: 0 K: 0 S: 8	H: 0 LOB: 1 BB: 1 P: 16	R: 0 E: 0 K: 1 S: 10	H: 1 LOB: 1 BB: 0 P: 14	R: 2 E: 1 K: 2 S: 16	H: 2 LOB: 3 BB: 1 P: 24	1B: 6 2B: 4 3B: 0 HR: 1	SF: 0 SAC: 2 DP: 0 HBP: 0	WP: 0 PB: 1 SB: 3 CS: 0	PA: 51

PITCHER	IP	WLS	BF	H	R	ER	SO	BB	IBB	HBP	BLK	WP	HR	S	P	ERA	WHIP
Jamie Moyer, L ERA: 3.56 (1, 1)	8.0		36	8	3	0	9	3	0	0	0	0	1	79	121	2.25	1.375
39 Greg McCarthy, L ERA: 1.13 (9, 1)	0.2		3	0	0	0	0	1	0	0	0	0	0	7	15	0.00	1.500
Mike Timlin, R ERA: 3.35 (9, 1)	1.1		5	1	0	0	1	0	0	0	0	0	0	11	15	0.00	0.750
31 Bobby Ayala, R ERA: 7.05 (11, 1)	0.2	L	6	2	2	0	1	0	1	0	0	0	0	13	20	0.00	3.000
Paul Spoljaric, L ERA: 5.79 (11, 1)	0.1		1	0	0	0	1	0	0	0	0	0	0	3	4	0.00	0.000

TOP

Anaheim Angels @ Seattle Mariners
The Kingdom, Seattle, WA

Fri Jul 10 1998, 10:05 PM EDT
Att: 28,689 - Dome - 72 F

livebaseballscorecards.com

AB 44
R 5
H 11
RBI 4
BB 5
SO 12
LOB 32

Batter	1	2	3	4	5	6	7	8	9	10	11	AB	R	H	RBI	BB	SO	LOB						
Rich Amaral, R OBP: 0.298, SLG: 0.326 Joey Coza, S OBP: 0.354, SLG: 0.363 (10, 4)	3-2 E4 G3-1 1B G6-3	2-2 F8		1-2 BB 1B		1-1 G5-3			1-0 L6		1-1 L4	4	1	1	0	0	0	1						
Alex Rodriguez, R OBP: 0.360, SLG: 0.576 (1, 6)	1-2 G6-3		3-1 F7	4-1 BB		0-0 G4-3			0-1 F8		3-3 K	5	0	0	1	1	1	1						
Ken Griffey Jr., L OBP: 0.384, SLG: 0.686 (1, 8)	1-2 G3-1		4-1 S BB	1-3 K			0-2 HR		4-0 IBB		2-1 FC5-4 HBP	3	1	1	1	2	1	4						
Edgar Martinez, R OBP: 0.405, SLG: 0.528 (1, 10)	4-1 1B BB		3-2 F8		4-1 1B BB		4-2 G6-3 BB		1-3 K		0-0 FC5-4	3	0	0	0	3	1	3						
David Segui, S OBP: 0.389, SLG: 0.544 (1, 3)	0-0 1B		1-2 L5		1-0 1B		2-2 G6-3				0-0 SH1-3 1B	5	0	3	1	0	0	2						
Jay Buhner, R OBP: 0.333, SLG: 0.387 (1, 9)	2-3 K				0-0 F8		2-3 K		1-0 F7		0-0 SH1-3	4	0	0	0	0	2	4						
Russ Davis, R OBP: 0.306, SLG: 0.453 Rob Ducey, L OBP: 0.320, SLG: 0.381 (8, 7)		2-3 K			2-2 1B BB 1B		2-0 F8		2-3 K		4-0 G1-3 IBB	3	1	1	0	0	1	2						
Dan Wilson, R OBP: 0.304, SLG: 0.367 (1, 2)		1-1 F8			0-0 BB 1B 1B		3-3 K		0-0 F9		3-2 G1-3	5	0	1	0	0	1	4						
Rico Rossy, R OBP: 0.348, SLG: 0.450 (1, 5)		1-1 1B			0-0 F8		1-3 K		2-2 G4-3		3-2 P4	5	0	1	0	0	1	4						
Inning Stats	R: 1 E: 1 K: 1 S: 15	H: 1 LOB: 2 BB: 1 P: 26	R: 0 E: 0 K: 1 S: 12	H: 1 LOB: 1 BB: 0 P: 18	R: 0 E: 0 K: 0 S: 9	H: 0 LOB: 1 BB: 1 P: 20	R: 1 E: 0 K: 1 S: 14	H: 3 LOB: 3 BB: 1 P: 22	R: 0 E: 0 K: 2 S: 9	H: 0 LOB: 0 BB: 0 P: 8	R: 1 E: 0 K: 0 S: 9	H: 1 LOB: 0 BB: 2 P: 16	R: 0 E: 0 K: 1 S: 8	H: 0 LOB: 0 BB: 0 P: 12	R: 0 E: 0 K: 1 S: 6	H: 0 LOB: 1 BB: 1 P: 12	R: 0 E: 0 K: 0 S: 8	H: 1 LOB: 2 BB: 1 P: 18	R: 0 E: 0 K: 1 S: 8	H: 0 LOB: 1 BB: 0 P: 14	1B: 7 2B: 0 3B: 0 HR: 1	SF: 0 SAC: 1 DP: 1 HBP: 1	WP: 0 PB: 0 SB: 1 CS: 0	PA: 49

PITCHER	IP	WLS	BF	H	R	ER	SO	BB	IBB	HBP	BLK	WP	HR	S	P	ERA	WHIP
Chuck Finley, L ERA: 3.15 (1, 1)	6.0		31	7	3	2	6	5	0	0	0	0	1	70	124	3.00	2.000
Rich DeLucia, R ERA: 4.76 (7, 1)	3.1		12	1	0	0	2	0	2	0	0	0	0	20	37	0.00	0.300
Troy Percival, R ERA: 2.84 (10, 1)	1.2	W	6	0	0	0	1	0	0	1	0	0	0	14	26	0.00	0.000

BOTTOM

Anaheim Angels @ Seattle Mariners
The Kingdom, Seattle, WA

Fri Jul 10 1998, 10:05 PM EDT
Att: 28,689 - Dome - 72 F

livebaseballscorecards.com

AB 40
R 3
H 8
RBI 3
BB 7
SO 9
LOB 25

Batter	1	2	3	4	5	6	7	8	9	AB	R	H	RBI	BB	SO	LOB	TOP					
Darin Erstad, L (1, 7) OBP: 0.364, SLG: 0.558	G3		FC4-6 BB		K			E1 PB 1B		3	0	0	0	1	1	0						
Craig Shipley, R (1, 5) OBP: 0.289, SLG: 0.314	K		FC4-6 1-2			K		1-2 PB 1B		4	0	1	0	0	2	1						
Jim Edmonds, L (1, 8) OBP: 0.367, SLG: 0.523	1B			FC1-6 BB		K		K		3	0	1	0	1	2	2						
Tim Salmon, R (1, 10) OBP: 0.414, SLG: 0.517	K			FC1-6 1B 1-2				L7		4	0	1	0	0	1	4						
Cecil Fielder, R (1, 3) OBP: 0.336, SLG: 0.429 Matt Walbeck, S (9, PR) OBP: 0.311, SLG: 0.373		K				K			G5-4-3 1B	4	0	2	0	0	2	1						
Phil Nevin, R (1, 2) OBP: 0.335, SLG: 0.415		K				K				0	0	0	0	0	0	0						
Damon Mashore, R (1, 9) OBP: 0.318, SLG: 0.357		K								4	0	0	0	0	3	3						
11 Justin Baughman, R (1, 4) OBP: 0.267, SLG: 0.338			P9							3	0	0	0	0	2	0						
Gary Disarcina, R (1, 6) OBP: 0.341, SLG: 0.429			G6-3			G1-3				3	0	0	0	0	0	0						
Inning Stats	R: 0 H: 1 E: 0 K: 2 S: 10	H: 1 LOB: 1 BB: 0 P: 14	R: 0 H: 0 E: 0 K: 3 S: 11	LOB: 0 BB: 0 P: 16	R: 0 H: 0 E: 0 K: 0 S: 9	LOB: 1 BB: 1 P: 14	R: 0 H: 1 E: 0 K: 2 S: 12	LOB: 0 BB: 0 P: 18	R: 0 H: 0 E: 0 K: 2 S: 9	LOB: 0 BB: 0 P: 15	R: 0 H: 1 E: 0 K: 3 S: 12	LOB: 1 BB: 0 P: 19	R: 0 H: 0 E: 0 K: 2 S: 11	LOB: 0 BB: 0 P: 15	R: 0 H: 1 E: 1 K: 1 S: 11	LOB: 2 BB: 0 P: 15	R: 0 H: 1 E: 0 K: 0 S: 8	LOB: 1 BB: 0 P: 11	1B: 5 2B: 0 3B: 0 HR: 0	SF: 0 SAC: 0 DP: 1 HBP: 0	WP: 0 PB: 1 SB: 1 CS: 0	PA: 34
PITCHER Randy Johnson, L (1, 1) ERA: 4.73	IP: 9.0 WLS: W BF: 34 H: 5 R: 0 ER: 0 SO: 15 BB: 2 IBB: 0 HBP: 0 BLK: 0 WP: 0 HR: 0 S: 93 P: 137 ERA: 0.00 WHIP: 0.778															PITCHER						

Anaheim Angels @ Seattle Mariners
The Kingdome, Seattle, WA
Sat Jul 11 1998, 6:33 AM EDT
Att: 35,788 - Dome - 72 F

AB 32
R 0
H 5
RBI 0
BB 2
SO 15
LOB 14



Batter	1	2	3	4	5	6	7	8	9	AB	R	H	RBI	BB	SO	LOB	BOTTOM			
Rich Amaral, R (1, 3) OBP: 0.296, SLG: 0.316	K		K			L8	WP BB			3	0	0	0	1	2	1				
Joey Cora, S (1, 4) OBP: 0.353, SLG: 0.361	K					BB 1B BB	K			4	1	1	0	0	3	2				
Ken Griffey Jr., L (1, 8) OBP: 0.385, SLG: 0.682	K					BB 1B BB				2	1	0	0	2	2	0				
Alex Rodriguez, R (1, 6) OBP: 0.359, SLG: 0.573		F8			G5-3	1B BB	G3			3	0	0	0	1	0	3				
Edgar Martinez, R (1, 10) OBP: 0.404, SLG: 0.524		F8			G4-3	BB 1B	G6-3			4	0	1	2	0	0	0				
Jay Buhner, R (1, 9) OBP: 0.330, SLG: 0.375 Rob Ducey, L (9, 9) OBP: 0.320, SLG: 0.381		K			F7	FC6-4 BB	P9			3	0	0	0	1	1	0				
Shane Monahan, L (1, 7) OBP: 0.500, SLG: 0.625			G4-1 FC4-2 2B			1B	FC6-4 1-2	G1-3		4	0	2	0	0	0	3				
Rico Rossy, R (1, 5) OBP: 0.346, SLG: 0.409			G4-1			F8				2	0	0	0	1	0	2				
John Marzano, R (1, 2) OBP: 0.280, SLG: 0.289			FC4-2			G5-3	SH3-4 BB			2	0	0	0	0	0	1				
Inning Stats	R: 0 H: 0 E: 0 K: 3 S: 13	H: 0 LOB: 0 BB: 0 P: 20	R: 0 H: 0 E: 0 K: 1 S: 9	LOB: 0 BB: 0 P: 14	R: 0 H: 1 E: 0 K: 1 S: 12	LOB: 1 BB: 0 P: 18	R: 0 H: 0 E: 0 K: 2 S: 9	LOB: 0 BB: 0 P: 15	R: 0 H: 1 E: 0 K: 0 S: 12	LOB: 1 BB: 0 P: 17	R: 2 H: 2 E: 0 K: 0 S: 11	LOB: 3 BB: 3 P: 26	R: 0 H: 0 E: 0 K: 1 S: 10	LOB: 0 BB: 3 P: 26	R: 0 H: 0 E: 0 K: 0 S: 7	LOB: 0 BB: 0 P: 12	1B: 3 2B: 1 3B: 0 HR: 0	SF: 0 SAC: 1 DP: 0 HBP: 0	WP: 1 PB: 0 SB: 0 CS: 0	PA: 34
PITCHER Steve Sparks, R (1, 1) ERA: 4.06 Greg Cadaret, L (7, 1) ERA: 4.98 Pep Harris, R (7, 1) ERA: 4.98	IP: 6.1 WLS: L BF: 28 H: 4 R: 2 ER: 2 SO: 7 BB: 5 IBB: 0 HBP: 0 BLK: 0 WP: 0 HR: 0 S: 70 P: 122 ERA: 2.84 WHIP: 1.421															PITCHER				

Anaheim Angels @ Seattle Mariners
The Kingdome, Seattle, WA
Sat Jul 11 1998, 6:33 AM EDT
Att: 35,788 - Dome - 72 F

AB 27
R 2
H 4
RBI 2
BB 6
SO 8
LOB 12



Batter	1	2	3	4	5	6	7	8	9	AB	R	H	RBI	BB	SO	LOB	TOP				
Darin Erstad, L (1, 3) OBP: 0.367, SLG: 0.561	0-1 FC1-6 G6-3 1B	1-1 HR 2B		1-0 G6-3		1-0 S 1B		3-3 K		5	2	3	2	0	1	3					
Dave Hollins, S (1, 5) OBP: 0.341, SLG: 0.401	1-2 FC1-6 1B	1-0 HR		0-1 G3-1		2-2 G6-3		4-1 16 CS E BB		4	1	2	3	1	0	2					
Jim Edmonds, L (1, 8) OBP: 0.362, SLG: 0.515	0-0 FC1-6 G6-3 1B	2-1 F7		2-1 G5-3		1-3 K		0-1 E4		5	0	0	0	0	1	3					
Cecil Fielder, R (1, 10) OBP: 0.332, SLG: 0.422	3-2 G6-3	3-2 P3		1-3 K		2-3 K		2-3 K		5	0	0	1	0	3	3					
16 Garret Anderson, L (1, 9) OBP: 0.334, SLG: 0.485	0-1 P9		2-0 G4-3		3-2 2B		2-0 G4-3		1-2 P2		5	0	1	0	0	3					
Matt Walbeck, S (1, 2) OBP: 0.314, SLG: 0.369		4-0 SH2-4 1B BB		0-0 F8		3-2 F7		4-1 SH5-4 WP G6-3 BB		2	2	0	0	2	0	1					
Orlando Palmeiro, L (1, 7) OBP: 0.459, SLG: 0.529		1-1 1B SH2-4 1B		1-2 P6		3-1 G4-3 1B G6-3		1-0 SH5-4		3	2	2	0	0	0	0					
Norberto Martin, R (1, 4) OBP: 0.235, SLG: 0.257		0-1 SH2-4		1-2 G6-3 G5-3 1B		0-0 G6-3		4-2 G6-3 BB		2	0	1	0	0	0	1					
Tim Salmon, R (8, PH) OBP: 0.416, SLG: 0.517		1-2 2-3				1-2 G6-3				0	0	0	0	1	0	0					
11 Justin Baughman, R (8, FR) OBP: 0.267, SLG: 0.338		3-2 2B HR 1B		1-0 G5-3		2-0 G4-3		0-2 G6-3		4	1	1	2	0	0	3					
Gary Disarcina, R (1, 6) OBP: 0.340, SLG: 0.427										4	1	1	2	0	0	3					
Inning Stats	R: 1 E: 0 K: 0 S: 11	H: 2 LOB: 1 BB: 0 P: 15	R: 5 E: 0 K: 0 S: 16	H: 4 LOB: 0 BB: 1 P: 31	R: 0 E: 0 K: 0 S: 5	H: 0 LOB: 0 BB: 0 P: 8	R: 0 E: 0 K: 0 S: 7	H: 1 LOB: 1 BB: 0 P: 10	R: 0 E: 0 K: 1 S: 12	H: 1 LOB: 1 BB: 0 P: 21	R: 0 E: 0 K: 2 S: 7	H: 0 LOB: 2 BB: 0 P: 12	R: 1 E: 0 K: 1 S: 10	H: 0 LOB: 1 BB: 2 P: 22	R: 0 E: 1 K: 1 S: 9	H: 0 LOB: 1 BB: 1 P: 16	1B: 7 2B: 2 3B: 0 HR: 1	SF: 0 SAC: 2 DP: 0 HBP: 0	WP: 1 PB: 0 SB: 1 CS: 1	PA: 41	
PITCHER	IP WLS BF H R ER SO BB IBB HBP BLK WP HR S P ERA WHIP	IP WLS BF H R ER SO BB IBB HBP BLK WP HR S P ERA WHIP	IP WLS BF H R ER SO BB IBB HBP BLK WP HR S P ERA WHIP	IP WLS BF H R ER SO BB IBB HBP BLK WP HR S P ERA WHIP	IP WLS BF H R ER SO BB IBB HBP BLK WP HR S P ERA WHIP	IP WLS BF H R ER SO BB IBB HBP BLK WP HR S P ERA WHIP	IP WLS BF H R ER SO BB IBB HBP BLK WP HR S P ERA WHIP	IP WLS BF H R ER SO BB IBB HBP BLK WP HR S P ERA WHIP	IP WLS BF H R ER SO BB IBB HBP BLK WP HR S P ERA WHIP	IP WLS BF H R ER SO BB IBB HBP BLK WP HR S P ERA WHIP	IP WLS BF H R ER SO BB IBB HBP BLK WP HR S P ERA WHIP	IP WLS BF H R ER SO BB IBB HBP BLK WP HR S P ERA WHIP	IP WLS BF H R ER SO BB IBB HBP BLK WP HR S P ERA WHIP	IP WLS BF H R ER SO BB IBB HBP BLK WP HR S P ERA WHIP	IP WLS BF H R ER SO BB IBB HBP BLK WP HR S P ERA WHIP	IP WLS BF H R ER SO BB IBB HBP BLK WP HR S P ERA WHIP	IP WLS BF H R ER SO BB IBB HBP BLK WP HR S P ERA WHIP	IP WLS BF H R ER SO BB IBB HBP BLK WP HR S P ERA WHIP	IP WLS BF H R ER SO BB IBB HBP BLK WP HR S P ERA WHIP	IP WLS BF H R ER SO BB IBB HBP BLK WP HR S P ERA WHIP	IP WLS BF H R ER SO BB IBB HBP BLK WP HR S P ERA WHIP

Anaheim Angels @ Seattle Mariners
The Kingdome, Seattle, WA
Sun Jul 12 1998, 6:33 AM EDT
Att: 32,797 - Dome - 72 F

AB	35
R	8
H	10
RBI	8
BB	4
SO	5
LOB	19



Batter	1	2	3	4	5	6	7	8	9	AB	R	H	RBI	BB	SO	LOB	BOTTOM				
Joey Cora, S (1, 4) OBP: 0.356, SLG: 0.376	0-0 SH1-3 SF8 2B		0-0 1B		0-1 L5		2-1 HR		0-3 K		5	2	3	1	0	1	0				
Alex Rodriguez, R (1, 6) OBP: 0.355, SLG: 0.569	0-0 SH1-3		0-0 SF8		2-0 L5		3-3 K		0-2 G3-1		3	0	0	1	0	1	0				
Ken Griffey Jr., L (1, 8) OBP: 0.390, SLG: 0.682	4-0 BB		1-1 1B		0-0 S 1B		4-2 BB		2-0 P9		3	0	2	0	2	0	0				
Edgar Martinez, R (1, 10) OBP: 0.402, SLG: 0.521	0-0 SF8		1-3 K		3-1 F8		4-0 SAFE		1-2 BB		2	0	0	1	1	1	3				
David Segui, S (1, 3) OBP: 0.384, SLG: 0.538	1-2 F7		1-1 P6		0-0 P4		2-3 K				4	0	0	0	0	1	5				
Jay Buhner, R (1, 9) OBP: 0.328, SLG: 0.400		0-0 P4		2-3 K		1-0 HR		0-3 K		4	1	1	1	0	2	0					
Dan Wilson, R (1, 2) OBP: 0.303, SLG: 0.376		1-1 G6-3		2-2 HR		1-2 G5-3		0-1 G6-3		4	1	1	1	0	0	0					
Shane Monahan, L (1, 7) OBP: 0.417, SLG: 0.500		1-1 F7		0-2 G4-3		0-2 G5-3		1-1 1B		4	0	1	0	0	0	0					
Rico Rossy, R (1, 5) OBP: 0.345, SLG: 0.440			1-0 1B SF8 2B		0-1 G5-3		1-1 F9		3-3 K		3	1	1	0	0	0	0				
Rob Ducey, L (8, PH) OBP: 0.320, SLG: 0.381										0	0	0	0	0	0	0	0				
Rickey Cradle, R (8, PH) OBP: 0.250, SLG: 0.143										1	0	0	0	0	1	1					
Charles Gipson, R (8, 5) OBP: 0.320, SLG: 0.238										0	0	0	0	0	0	0					
Inning Stats	R: 1 E: 0 K: 0 S: 6	H: 1 LOB: 1 BB: 1 P: 11	R: 0 E: 0 K: 0 S: 5	H: 0 LOB: 0 BB: 0 P: 7	R: 1 E: 0 K: 1 S: 10	H: 3 LOB: 2 BB: 0 P: 14	R: 1 E: 0 K: 1 S: 15	H: 1 LOB: 0 BB: 0 P: 19	R: 0 E: 0 K: 0 S: 6	H: 1 LOB: 1 BB: 0 P: 11	R: 1 E: 0 K: 2 S: 14	H: 1 LOB: 2 BB: 2 P: 30	R: 0 E: 0 K: 2 S: 11	H: 1 LOB: 1 BB: 0 P: 15	R: 0 E: 0 K: 1 S: 8	H: 0 LOB: 0 BB: 0 P: 10	1B: 4 2B: 2 3B: 0 HR: 3	SF: 2 SAC: 1 DP: 0 HBP: 0	WP: 0 PB: 0 SB: 1 CS: 0	PA: 39	
PITCHER	IP WLS BF H R ER SO BB IBB HBP BLK WP HR S P ERA WHIP	IP WLS BF H R ER SO BB IBB HBP BLK WP HR S P ERA WHIP	IP WLS BF H R ER SO BB IBB HBP BLK WP HR S P ERA WHIP	IP WLS BF H R ER SO BB IBB HBP BLK WP HR S P ERA WHIP	IP WLS BF H R ER SO BB IBB HBP BLK WP HR S P ERA WHIP	IP WLS BF H R ER SO BB IBB HBP BLK WP HR S P ERA WHIP	IP WLS BF H R ER SO BB IBB HBP BLK WP HR S P ERA WHIP	IP WLS BF H R ER SO BB IBB HBP BLK WP HR S P ERA WHIP	IP WLS BF H R ER SO BB IBB HBP BLK WP HR S P ERA WHIP	IP WLS BF H R ER SO BB IBB HBP BLK WP HR S P ERA WHIP	IP WLS BF H R ER SO BB IBB HBP BLK WP HR S P ERA WHIP	IP WLS BF H R ER SO BB IBB HBP BLK WP HR S P ERA WHIP	IP WLS BF H R ER SO BB IBB HBP BLK WP HR S P ERA WHIP	IP WLS BF H R ER SO BB IBB HBP BLK WP HR S P ERA WHIP	IP WLS BF H R ER SO BB IBB HBP BLK WP HR S P ERA WHIP	IP WLS BF H R ER SO BB IBB HBP BLK WP HR S P ERA WHIP	IP WLS BF H R ER SO BB IBB HBP BLK WP HR S P ERA WHIP	IP WLS BF H R ER SO BB IBB HBP BLK WP HR S P ERA WHIP	IP WLS BF H R ER SO BB IBB HBP BLK WP HR S P ERA WHIP	IP WLS BF H R ER SO BB IBB HBP BLK WP HR S P ERA WHIP	IP WLS BF H R ER SO BB IBB HBP BLK WP HR S P ERA WHIP

Anaheim Angels @ Seattle Mariners
The Kingdome, Seattle, WA
Sun Jul 12 1998, 6:33 AM EDT
Att: 32,797 - Dome - 72 F


AB	33
R	5
H	9
RBI	5
BB	3
SO	7
LOB	9




Batter	1	2	3	4	5	6	7	8	9	AB	R	H	RBI	BB	SO	LOB	TOP					
Darin Erstad, L (1, 7) OBP: 0.366, SLG: 0.558	1-3 K		2-2 P6		0-3 K			1-0 E 1B		4	0	1	0	0	2	1	Anaheim Angels @ Oakland Athletics Network Associates Coliseum, Oakland, CA Mon Jul 13 1998, 10:05 PM EDT Att: 8,401 - Unknown - 64 F livebaseballscorecards.com					
Dave Hollins, S (1, 5) OBP: 0.337, SLG: 0.395	0-0 F8		0-0 F8		2-1 G1-6-3 1-2f			0-0 P3		4	0	0	0	0	0	2						
Jim Edmonds, L (1, 8) OBP: 0.361, SLG: 0.515	1-2 P6		3-2 2B		1-0 F7			1-2 P7		4	0	1	0	0	0	1						
Tim Salmon, R (1, 10) OBP: 0.418, SLG: 0.514		0-0 1B 16 2B	4-1 BB		0-0 F9			2-0 E5		3	1	1	0	1	0	1						
Cecil Fielder, R (1, 3) OBP: 0.331, SLG: 0.420		2-0 16 2B G3 1B	0-1 F8		0-1 G6-3			1-2 F8		4	1	1	0	0	0	4						
16 Garret Anderson, L (1, 9) OBP: 0.339, SLG: 0.493		2-2 G3 FC1-2 2B	4-2 BB					1-2 G3-1 2B		3	0	2	1	1	0	0						
Matt Walbeck, S (1, 2) OBP: 0.308, SLG: 0.362		1-2 G3	0-2 G3-6-3 1-2f		2-2 F8			2-2 G3-1		4	0	0	1	0	0	3						
11 Justin Baughman, R (1, 4) OBP: 0.268, SLG: 0.338 Otiendo Palmeiro, L (9, PH) OBP: 0.447, SLG: 0.514		2-3 3-H FC1-2 S 2B	1-1 G6-3		0-1 G6-3			0-1 G3		3	0	1	0	0	0	1						
Gary Disarcina, R (1, 6) OBP: 0.339, SLG: 0.424		1-2 G3-1	0-0 G1-6-3 1B		2-2 G5-3			0-0 G6-3		4	0	1	0	0	0	3						
Inning Stats	R: 0 E: 0 K: 1 S: 7	H: 0 LOB: 0 BB: 0 P: 9	R: 2 E: 0 K: 0 S: 12	H: 3 LOB: 1 BB: 0 P: 20	R: 0 E: 0 K: 0 S: 11	H: 1 LOB: 2 BB: 1 P: 20	R: 0 E: 0 K: 0 S: 9	H: 0 LOB: 0 BB: 1 P: 14	R: 0 E: 0 K: 1 S: 6	H: 1 LOB: 0 BB: 0 P: 8	R: 0 E: 0 K: 0 S: 4	H: 0 LOB: 0 BB: 0 P: 5	R: 0 E: 0 K: 0 S: 9	H: 1 LOB: 1 BB: 0 P: 14	R: 0 E: 1 K: 0 S: 10	H: 1 LOB: 2 BB: 0 P: 15	R: 0 E: 0 K: 0 S: 10	H: 1 LOB: 1 BB: 0 P: 13	1B: 5 2B: 3 3B: 0 HR: 0	SF: 0 SAC: 0 DP: 2 HBP: 0	WP: 0 PB: 0 SB: 1 CS: 0	PA: 36
PITCHER	IP WLS BF H R ER SO BB IBB HBP BLK WP HR S P ERA WHIP	IP WLS BF H R ER SO BB IBB HBP BLK WP HR S P ERA WHIP																				
Mike Oquist, R (1, 1) ERA: 5.47	7.0	W	28	7	2	2	2	2	0	0	0	0	0	0	0	0	2.57	1.286				
Mike Mohler, L (8, 1) ERA: 4.55	0.2		2	0	0	0	0	0	0	0	0	0	0	0	0	0	0.00	0.000				
Mike Fetters, R (8, 1) ERA: 3.63	0.1		2	0	0	0	0	0	0	0	0	0	0	0	0	0	0.00	0.000				
Billy Taylor, R (9, 1) ERA: 3.75	1.0	S	4	1	0	0	0	0	0	0	0	0	0	0	0	0	0.00	1.000				

Batter	1	2	3	4	5	6	7	8	9	AB	R	H	RBI	BB	SO	LOB	BOTTOM					
Rickey Henderson, R (1, 8) OBP: 0.365, SLG: 0.347	0-0 P8		3-3 K		1-2 G5-3	3-2 G3-1				4	0	0	0	0	1	1	Anaheim Angels @ Oakland Athletics Network Associates Coliseum, Oakland, CA Mon Jul 13 1998, 10:05 PM EDT Att: 8,401 - Unknown - 64 F livebaseballscorecards.com					
Bjo Roberts, S (1, 4) OBP: 0.375, SLG: 0.370	2-2 F8		3-2 1B		4-2 1B HR BB	0-0 G6-4-3 1B				3	1	2	0	1	0	0						
Ben Grieve, L (1, 9) OBP: 0.408, SLG: 0.500	0-0 G1-3		2-0 L8		0-0 1B HR	1-2 1B				4	1	1	0	0	0	2						
Kevin Mitchell, R (1, 10) OBP: 0.306, SLG: 0.382		4-1 2B BB	3-2 F9		0-0 1B HR	2-0 F9				3	1	1	3	1	0	0						
Jason Giambi, L (1, 3) OBP: 0.370, SLG: 0.460 Jack Voigt, R (8, PR) OBP: 0.216, SLG: 0.250		0-0 1B 2B	0-1 G4-3		0-0 F7			1-0 S 1B		4	0	2	0	0	0	0						
Mike Blowers, R (1, 5) OBP: 0.295, SLG: 0.390		2-3 K	2-1 2B 3B		2-0 1B 2B			1-2 L9		4	2	2	0	0	1	3						
Brian Leshar, R (1, 7) OBP: 0.167, SLG: 0.333 Ryan Christenson, R (9, 8) OBP: 0.339, SLG: 0.377		2-3 K	0-2 2B		3-2 K			2-2 G5-3		4	0	1	1	0	2	4						
Miguel Tejada, R (1, 6) OBP: 0.303, SLG: 0.360		3-1 L6	0-0 F7		1-2 K			2-2 G5-3		4	0	0	0	0	1	6						
A.J. Hinch, R (1, 2) OBP: 0.291, SLG: 0.320			0-0 G4-3		1-0 F9	0-2 S 1B				3	0	1	1	0	0	0						
Inning Stats	R: 0 E: 0 K: 0 S: 5	H: 0 LOB: 0 BB: 0 P: 7	R: 0 E: 0 K: 2 S: 12	H: 1 LOB: 2 BB: 1 P: 23	R: 0 E: 0 K: 1 S: 8	H: 1 LOB: 1 BB: 0 P: 16	R: 1 E: 0 K: 0 S: 12	H: 2 LOB: 1 BB: 0 P: 17	R: 3 E: 0 K: 0 S: 9	H: 2 LOB: 0 BB: 1 P: 15	R: 1 E: 0 K: 2 S: 15	H: 2 LOB: 1 BB: 0 P: 24	R: 0 E: 0 K: 0 S: 3	H: 1 LOB: 0 BB: 0 P: 6	R: 0 E: 0 K: 0 S: 10	H: 1 LOB: 2 BB: 0 P: 16	R: 0 E: 0 K: 0 S: 10	H: 1 LOB: 0 BB: 0 P: 16	1B: 5 2B: 3 3B: 1 HR: 1	SF: 0 SAC: 0 DP: 1 HBP: 0	WP: 0 PB: 0 SB: 2 CS: 0	PA: 35
PITCHER	IP WLS BF H R ER SO BB IBB HBP BLK WP HR S P ERA WHIP	IP WLS BF H R ER SO BB IBB HBP BLK WP HR S P ERA WHIP																				
Jarrod Washburn, L (1, 1) ERA: 4.06	6.0	L	28	8	5	5	5	2	0	0	0	0	0	0	0	0	7.50	1.667				
Allen Watson, L (7, 1) ERA: 7.39	2.0		7	2	0	0	0	0	0	0	0	0	0	0	0	0	0.00	1.000				



Batter	1	2	3	4	5	6	7	8	9	AB	R	H	RBI	BB	SO	LOB	TOP										
Darin Erstad, L (1, 7) OBP: 0.366, SLG: 0.554	L1		G5-3 1B BB		G4-3		S BB		FC4-6 F8	3	0	0	0	2	0	1	Anaheim Angels @ Oakland Athletics Network Associates Coliseum, Oakland, CA Tue Jul 14 1998, 6:33 AM EDT Att: 10,231 - Sunny - 64 F livebaseballscores.com										
Dave Hollins, S (1, 5) OBP: 0.335, SLG: 0.392	G6-3		G5-3 1B		G1-3		G3		L4	5	0	1	0	0	0	2											
Jim Edmonds, L (1, 8) OBP: 0.361, SLG: 0.513			K						F8	5	1	2	0	0	2	3											
Tim Salmon, R (1, 10) OBP: 0.419, SLG: 0.516			G5-3						1B SF8 16 2B	3	1	1	0	1	0	2											
Cecil Fielder, R (1, 3) OBP: 0.330, SLG: 0.419	FC5-4		K						SF8	3	0	1	1	0	1	4											
16 Garrett Anderson, L (1, 9) OBP: 0.341, SLG: 0.499										4	0	2	1	0	0	0											
Phil Nevin, R (1, 2) OBP: 0.327, SLG: 0.403	G4-3								K	4	0	0	0	0	1	3											
Norberto Martin, R (1, 4) OBP: 0.237, SLG: 0.253										2	0	0	0	1	1	0											
Otlando Palmeiro, L (8, PH) OBP: 0.436, SLG: 0.500										1	0	0	0	0	0	1											
Craig Shipley, R (8, 4) OBP: 0.269, SLG: 0.314										0	0	0	0	0	0	0											
Gary Disarcina, R (1, 6) OBP: 0.337, SLG: 0.422	L9								FC4-6 1B	4	0	1	0	0	0	1											
Inning Stats	R: 0 E: 0 K: 0 S: 15	H: 1 LOB: 2 BB: 1 P: 25	R: 0 E: 0 K: 0 S: 6	H: 0 LOB: 1 BB: 1 P: 14	R: 0 E: 0 K: 2 S: 10	H: 1 LOB: 2 BB: 1 P: 16	R: 0 E: 0 K: 0 S: 6	H: 0 LOB: 0 BB: 0 P: 8	R: 0 E: 0 K: 1 S: 13	H: 2 LOB: 2 BB: 0 P: 20	R: 0 E: 0 K: 1 S: 11	H: 0 LOB: 1 BB: 1 P: 19	R: 2 E: 0 K: 1 S: 16	H: 3 LOB: 1 BB: 0 P: 23	R: 0 E: 0 K: 0 S: 9	H: 1 LOB: 1 BB: 0 P: 15		1B: 5 2B: 3 3B: 0 HR: 0	SF: 1 SAC: 0 DP: 0 HBP: 0	WP: 0 PA: 39 PB: 0 SB: 1 CS: 0							
PITCHER	IP	WLS	BF	H	R	ER	SO	BB	IBB	HBP	BLK	WP	HR	S	P	ERA	WHIP										
Kenny Rogers, L (1, 1) ERA: 2.92	6.0	W	25	4	0	0	3	3	0	0	0	0	0	55	88	0.00	1.167										
T.J. Mathews, R (7, 1) ERA: 5.95	1.1		7	2	2	2	1	1	0	0	0	0	0	19	30	13.50	2.250										
Buddy Groom, L (8, 1) ERA: 5.2	0.0		1	1	0	0	0	0	0	0	0	0	0	2	2	∞	∞										
Tim Worrell, R (8, 1) ERA: 5.85	0.2		3	1	0	0	1	0	0	0	0	0	0	8	13	0.00	1.500										
Mike Mohler, L (9, 1) ERA: 4.41	1.0		3	0	0	0	0	0	0	0	0	0	0	7	12	0.00	0.000										

Batter	1	2	3	4	5	6	7	8	9	AB	R	H	RBI	BB	SO	LOB	BOTTOM										
Rickey Henderson, R (1, 7) OBP: 0.365, SLG: 0.346	E S 1B	G1-3		G3-6-1 1B BB		K	K			4	1	1	0	1	2	2	Anaheim Angels @ Oakland Athletics Network Associates Coliseum, Oakland, CA Tue Jul 14 1998, 6:33 AM EDT Att: 10,231 - Sunny - 64 F livebaseballscores.com										
Bip Roberts, S (1, 4) OBP: 0.376, SLG: 0.377	G5-3	G6-3		G3-6-1 1B		G6-3 E 2B			F9	5	1	2	0	0	0	2											
Rafael Bourimigal, R (9, 4) OBP: 0.263, SLG: 0.311										0	0	0	0	0	0	0											
Ben Grieve, L (1, 9) OBP: 0.405, SLG: 0.494	E6 1B			G3-6-1 1B		G6-3			G3	4	2	0	0	1	0	4											
Matt Stairs, L (1, 10) OBP: 0.403, SLG: 0.544	BB SF8 1B			F4		E5			G3	5	1	2	2	0	0	1											
Jason Giambi, L (1, 3) OBP: 0.371, SLG: 0.459										3	0	1	1	1	1	1											
Jack Voigt, R (9, 3) OBP: 0.216, SLG: 0.250	1-2 2-H 1B									0	0	0	0	0	0	0											
Mike Blowers, R (1, 5) OBP: 0.298, SLG: 0.387										2	0	0	0	2	0	2											
Miguel Tejada, R (1, 6) OBP: 0.302, SLG: 0.359	SF8									3	0	1	1	0	1	1											
Ryan Christenson, R (1, 8) OBP: 0.337, SLG: 0.369	F7									3	0	0	0	1	1	3											
A.J. Hinch, R (1, 2) OBP: 0.295, SLG: 0.324										4	1	2	0	0	0	3											
Inning Stats	R: 3 E: 1 K: 0 S: 21	H: 3 LOB: 2 BB: 1 P: 32	R: 2 E: 1 K: 1 S: 10	H: 2 LOB: 1 BB: 1 P: 21	R: 0 E: 0 K: 0 S: 9	H: 1 LOB: 1 BB: 0 P: 14	R: 0 E: 0 K: 0 S: 7	H: 1 LOB: 1 BB: 1 P: 15	R: 0 E: 0 K: 0 S: 9	H: 0 LOB: 2 BB: 2 P: 22	R: 1 E: 0 K: 1 S: 11	H: 1 LOB: 2 BB: 1 P: 20	R: 0 E: 0 K: 3 S: 12	H: 1 LOB: 0 BB: 0 P: 20	R: 0 E: 0 K: 0 S: 10	H: 0 LOB: 0 BB: 0 P: 17		1B: 8 2B: 1 3B: 0 HR: 0	SF: 1 SAC: 0 DP: 1 HBP: 0	WP: 1 PA: 40 PB: 0 SB: 1 CS: 0							
PITCHER	IP	WLS	BF	H	R	ER	SO	BB	IBB	HBP	BLK	WP	HR	S	P	ERA	WHIP										
Omar Olivares, R (1, 1) ERA: 3.97	3.0	L	20	7	5	3	1	3	0	0	0	0	0	10	23	0.00	1.200										
Greg Cadaret, L (4, 1) ERA: 4.33	1.2		6	0	0	0	0	2	0	0	0	0	0	13	25	0.00	0.750										
Pep Harris, R (5, 1) ERA: 4.7	1.1		7	1	1	0	1	0	1	0	0	0	0	12	20	0.00	1.000										
Rich DeLucia, R (7, 1) ERA: 4.67	1.0		4	1	0	0	3	0	0	0	0	0	0	10	17	0.00	0.000										
Allen Watson, L (8, 1) ERA: 7.26	1.0		3	0	0	0	0	0	0	0	0	0	0	10	17	0.00	0.000										

Batter	1	2	3	4	5	6	7	8	9	AB	R	H	RBI	BB	SO	LOB	TOP										
Randy Winn, S OBP: 0.375, SLG: 0.359 (1, 8)										5	0	2	0	0	2	0											
Miguel Cairo, R OBP: 0.322, SLG: 0.391 (1, 4)										4	0	2	0	0	0	1											
Quinton McCracken, S OBP: 0.331, SLG: 0.421 (1, 7)										4	1	0	0	0	2	4											
Bobby Smith, R OBP: 0.359, SLG: 0.442 (1, 5)										3	1	1	1	1	1	1											
Aaron Ledesma, R OBP: 0.352, SLG: 0.388 (1, 6)										4	0	1	0	0	1	4											
Paul Sorrento, L OBP: 0.307, SLG: 0.453 (1, 3)										3	0	0	1	0	1	4											
Bubba Trammell, R OBP: 0.313, SLG: 0.393 (1, 10)										4	0	2	0	0	1	1											
Mike Kelly, R OBP: 0.295, SLG: 0.361 (1, 9)										3	0	0	0	1	1	1											
Mike DiFelice, R OBP: 0.274, SLG: 0.338 Wade Boggs, L OBP: 0.356, SLG: 0.409 (9, PH)										3	0	0	0	0	1	2											
Inning Stats	R: 0 E: 0 K: 2 S: 8	H: 1 LOB: 1 BB: 0 P: 10	R: 0 E: 0 K: 1 S: 7	H: 1 LOB: 1 BB: 0 P: 10	R: 0 E: 0 K: 0 S: 9	H: 0 LOB: 0 BB: 0 P: 13	R: 2 E: 1 K: 1 S: 16	H: 2 LOB: 2 BB: 1 P: 30	R: 0 E: 0 K: 2 S: 6	H: 0 LOB: 0 BB: 0 P: 8	R: 0 E: 0 K: 0 S: 6	H: 1 LOB: 0 BB: 0 P: 9	R: 0 E: 0 K: 3 S: 14	H: 1 LOB: 1 BB: 0 P: 17	R: 0 E: 0 K: 1 S: 8	H: 0 LOB: 0 BB: 0 P: 11	1B: 6 2B: 2 3B: 0 HR: 0	SF: 1 SAC: 0 DP: 0 HBP: 0	WP: 0 PB: 0 SB: 3 CS: 1	PA: 38							
PITCHER	IP	WLS	BF	H	R	ER	SO	BB	IBB	HBP	BLK	WP	HR	S	P	ERA	WHIP										
Chuck Finley, L ERA: 3.06	(1, 1)	4.0	19	5	2	0	4	1	0	0	0	0	0	44	70	0.00	1.500										
Shigetoshi Hasegawa, R ERA: 3.38	(5, 1)	3.1	W	13	3	0	3	1	0	0	0	0	0	34	53	0.00	1.200										
Greg Cadaret, L ERA: 4.28	(8, 1)	0.1	S	1	0	0	1	0	0	0	0	0	0	3	4	0.00	0.000										
Troy Percival, R ERA: 2.68	(8, 1)	1.1	S	4	0	0	2	0	0	0	0	0	0	12	15	0.00	0.000										

Tampa Bay Devil Rays @ Anaheim Angels
Edison International Field, Anaheim, CA
Wed Jul 15 1998, 10:05 PM EDT
Att: 19,681 - Unknown - 77 F

AB	34
R	2
H	8
RBI	2
BB	2
SO	10
LOB	18



Batter	1	2	3	4	5	6	7	8	9	AB	R	H	RBI	BB	SO	LOB	BOTTOM										
Darin Erstad, L OBP: 0.365, SLG: 0.551 (1, 7)										4	1	1	0	0	0	1											
Dave Hollins, S OBP: 0.334, SLG: 0.391 Craig Shipley, R OBP: 0.289, SLG: 0.314 (1, 5)										4	1	1	0	0	1	2											
Jim Edmonds, L OBP: 0.358, SLG: 0.507 (1, 8)										4	0	0	0	0	1	2											
Tim Salmon, R OBP: 0.416, SLG: 0.516 (1, 10)										4	1	1	1	0	1	1											
Cecil Fielder, R OBP: 0.334, SLG: 0.430 (1, 3)										3	1	2	2	1	0	0											
16 Garret Anderson, L OBP: 0.345, SLG: 0.500 (1, 9)										3	0	2	1	1	0	0											
Matt Walbeck, S OBP: 0.303, SLG: 0.355 (1, 2)										4	0	0	0	0	1	6											
11 Justin Baughman, R OBP: 0.261, SLG: 0.329 (1, 4)										4	0	0	0	0	0	1											
Gary Disarcina, R OBP: 0.334, SLG: 0.418 (1, 6)										3	0	0	0	0	1	2											
Inning Stats	R: 2 E: 0 K: 2 S: 21	H: 3 LOB: 2 BB: 1 P: 33	R: 0 E: 0 K: 0 S: 6	H: 0 LOB: 0 BB: 0 P: 8	R: 0 E: 0 K: 0 S: 8	H: 0 LOB: 0 BB: 0 P: 14	R: 1 E: 0 K: 1 S: 15	H: 2 LOB: 1 BB: 0 P: 19	R: 1 E: 1 K: 0 S: 11	H: 2 LOB: 3 BB: 1 P: 19	R: 0 E: 1 K: 0 S: 7	H: 0 LOB: 1 BB: 0 P: 12	R: 0 E: 0 K: 2 S: 10	H: 0 LOB: 0 BB: 0 P: 17	R: 0 E: 0 K: 0 S: 3	H: 0 LOB: 0 BB: 0 P: 4	1B: 5 2B: 1 3B: 0 HR: 1	SF: 0 SAC: 0 DP: 0 HBP: 0	WP: 0 PB: 0 SB: 1 CS: 0	PA: 35							
PITCHER	IP	WLS	BF	H	R	ER	SO	BB	IBB	HBP	BLK	WP	HR	S	P	ERA	WHIP										
Wilson Alvarez, L ERA: 4.57	(1, 1)	4.2	L	24	7	4	3	3	0	0	0	0	0	22	37	0.00	1.929										
Rick White, R ERA: 3.53	(5, 1)	3.1	11	0	0	0	2	0	0	0	0	0	0	22	37	0.00	0.000										

Tampa Bay Devil Rays @ Anaheim Angels
Edison International Field, Anaheim, CA
Wed Jul 15 1998, 10:05 PM EDT
Att: 19,681 - Unknown - 77 F

AB	33
R	4
H	7
RBI	4
BB	2
SO	5
LOB	15



Batter	1	2	3	4	5	6	7	8	9	AB	R	H	RBI	BB	SO	LOB	TOP					
Randy Winn, S OBP: 0.376, SLG: 0.355 (1, 8)										4	1	1	0	1	0	4	Tampa Bay Devil Rays @ Anaheim Angels Edison International Field, Anaheim, CA Thu Jul 16 1998, 10:05 PM EDT Att: 24,085 - Unknown - 85 F					
Wade Boggs, L OBP: 0.361, SLG: 0.415 (1, 5)										4	1	2	0	1	0	2						
Quinton McCracken, S OBP: 0.332, SLG: 0.419 (1, 7)										4	1	1	1	1	0	0						
Dave Martinez, L OBP: 0.334, SLG: 0.322 Mike Kelly, R OBP: 0.295, SLG: 0.361 (9, 9)										5	1	2	0	0	1	2						
Bubba Trammell, R OBP: 0.324, SLG: 0.406 (1, 10)										4	1	1	1	1	0	4						
Paul Sorrento, L OBP: 0.312, SLG: 0.462 (1, 3)										3	2	1	2	2	0	2						
Miguel Cairo, R OBP: 0.320, SLG: 0.385 (1, 4)										4	0	0	1	1	1	4						
John Flaherty, R OBP: 0.253, SLG: 0.258 (1, 2)										5	1	1	0	0	1	4						
Aaron Ledesma, R OBP: 0.365, SLG: 0.400 (1, 6)										4	0	3	3	0	0	0						
Inning Stats	R: 5 E: 0 K: 2 S: 18	H: 2 LOB: 2 BB: 4 P: 41	R: 0 E: 0 K: 0 S: 11	H: 2 LOB: 3 BB: 2 P: 24	R: 0 E: 0 K: 0 S: 8	H: 2 LOB: 2 BB: 0 P: 12	R: 0 E: 0 K: 0 S: 8	H: 0 LOB: 1 BB: 1 P: 14	R: 1 E: 0 K: 1 S: 17	H: 2 LOB: 1 BB: 0 P: 28	R: 0 E: 0 K: 0 S: 6	H: 0 LOB: 0 BB: 0 P: 7	R: 1 E: 0 K: 0 S: 8	H: 1 LOB: 0 BB: 0 P: 11	R: 0 E: 0 K: 0 S: 7	H: 1 LOB: 1 BB: 0 P: 11	R: 1 E: 0 K: 0 S: 8	H: 2 LOB: 1 BB: 0 P: 12	1B: 7 2B: 4 3B: 0 HR: 1	SF: 0 SAC: 0 DP: 1 HBP: 0	WP: 1 PB: 1 SB: 1 CS: 0	PA: 44
PITCHER	IP	WLS	BF	H	R	ER	SO	BB	IBB	HBP	BLK	WP	HR	S	P	ERA	WHIP					
Steve Sparks, R ERA: 5.12 (1, 1)	1.0	L	12	3	5	5	2	5	0	0	0	0	0	22	51	45.00	8.000					
Allen Watson, L ERA: 8.91 (2, 1)	4.0		17	5	1	1	1	2	0	0	0	0	0	40	68	2.25	1.750					
Pep Harris, R ERA: 4.67 (6, 1)	4.0		15	4	2	2	0	0	0	0	0	1	1	29	41	4.50	1.000					

Batter	1	2	3	4	5	6	7	8	9	AB	R	H	RBI	BB	SO	LOB	BOTTOM					
Darin Erstad, L OBP: 0.364, SLG: 0.548 (1, 7)										4	0	1	0	0	1	0	Tampa Bay Devil Rays @ Anaheim Angels Edison International Field, Anaheim, CA Thu Jul 16 1998, 10:05 PM EDT Att: 24,085 - Unknown - 85 F					
Dave Hollins, S OBP: 0.333, SLG: 0.387 (1, 5)										3	0	0	0	1	0	0						
Jim Edmonds, L OBP: 0.357, SLG: 0.503 (1, 8)										3	0	0	0	1	1	2						
Tim Salmon, R OBP: 0.414, SLG: 0.509 (1, 10)										3	0	0	0	1	0	1						
Cecil Fielder, R OBP: 0.331, SLG: 0.425 (1, 3)										4	0	0	0	0	0	2						
16 Garret Anderson, L OBP: 0.344, SLG: 0.497 (1, 9)										4	1	1	0	0	0	0						
Phil Nevin, R OBP: 0.327, SLG: 0.401 (1, 2)										3	0	1	0	0	0	0						
11 Justin Baughman, R OBP: 0.256, SLG: 0.322 (1, 4)										3	0	0	0	0	0	1						
Gary Disarcina, R OBP: 0.331, SLG: 0.414 (1, 6)										3	0	0	0	0	1	2						
Inning Stats	R: 0 E: 0 K: 0 S: 8	H: 0 LOB: 1 BB: 1 P: 15	R: 1 E: 1 K: 0 S: 14	H: 2 LOB: 1 BB: 0 P: 22	R: 0 E: 0 K: 0 S: 9	H: 1 LOB: 2 BB: 2 P: 22	R: 0 E: 0 K: 0 S: 6	H: 0 LOB: 0 BB: 0 P: 11	R: 0 E: 0 K: 1 S: 7	H: 0 LOB: 0 BB: 0 P: 9	R: 0 E: 0 K: 0 S: 4	H: 0 LOB: 0 BB: 0 P: 6	R: 0 E: 1 K: 0 S: 5	H: 0 LOB: 1 BB: 0 P: 8	R: 0 E: 0 K: 2 S: 9	H: 0 LOB: 0 BB: 0 P: 16	R: 0 E: 0 K: 0 S: 6	H: 0 LOB: 0 BB: 0 P: 10	1B: 3 2B: 1 3B: 0 HR: 0	SF: 0 SAC: 0 DP: 1 HBP: 0	WP: 0 PB: 0 SB: 1 CS: 0	PA: 33
PITCHER	IP	WLS	BF	H	R	ER	SO	BB	IBB	HBP	BLK	WP	HR	S	P	ERA	WHIP					
Rolando Arroyo, R ERA: 2.87 (1, 1)	7.0	W	27	3	1	0	1	3	0	0	0	0	0	53	93	0.00	0.857					
Jim Mecir, R ERA: 3.12 (8, 1)	1.0		3	0	0	0	2	0	0	0	0	0	0	9	16	0.00	0.000					
Roberto Hernandez, R ERA: 4.33 (9, 1)	1.0		3	0	0	0	0	0	0	0	0	0	0	6	10	0.00	0.000					



Batter	1	2	3	4	5	6	7	8	9	AB	R	H	RBI	BB	SO	LOB	TOP										
Roberto Alomar, S OBP: 0.368, SLG: 0.441 (1, 4)	F8	CS	FC4-6 1B		G6-3		BB		BLK 2B	4	0	2	0	1	0	1	Baltimore Orioles @ Anaheim Angels Edison International Field, Anaheim, CA Fri Jul 17 1998, 10:05 PM EDT Att: 34,618 - Unknown - 86 F livebaseballscorecards.com										
Brady Anderson, L OBP: 0.321, SLG: 0.401 (1, 8)	G6-3		FC4-6 2B		K		F8		CS BB	4	1	0	0	1	1	2											
Eric Davis, R OBP: 0.370, SLG: 0.543 (1, 10)	PB 2B		K				F8 BB BB		HR 1B	3	2	2	0	2	1	1											
Rafael Palmeiro, L OBP: 0.393, SLG: 0.595 (1, 3)	BB 2H 1B						F8 BB		HR 1H 1B	4	1	3	4	1	1	2											
B.J. Surhoff, L OBP: 0.345, SLG: 0.496 (1, 7)							F8		K2-3	3	0	0	0	1	1	3											
Cal Ripken Jr., R OBP: 0.325, SLG: 0.362 (1, 5)	G1-3				G4-3		K			4	0	1	0	0	1	4											
Joe Carter, R OBP: 0.290, SLG: 0.427 Rich Becker, L OBP: 0.321, SLG: 0.321 (8, 9)			F8		P4		F7		K	4	0	0	0	0	1	3											
23 Chris Hoiles, R OBP: 0.337, SLG: 0.390 (1, 2)			CS 1B		K				K	4	0	1	0	0	2	1											
Mike Bordick, R OBP: 0.316, SLG: 0.380 (1, 6)			F9				G6-3 BB		F7	3	0	0	0	1	0	1											
Inning Stats	R: 1 E: 0 K: 0 S: 11	H: 2 LOB: 2 BB: 1 P: 22	R: 0 E: 0 K: 0 S: 10	H: 1 LOB: 0 BB: 0 P: 16	R: 1 E: 0 K: 1 S: 12	H: 2 LOB: 1 BB: 0 P: 15	R: 0 E: 0 K: 1 S: 8	H: 0 LOB: 0 BB: 0 P: 12	R: 0 E: 0 K: 1 S: 6	H: 0 LOB: 0 BB: 1 P: 11	R: 0 E: 0 K: 0 S: 12	H: 0 LOB: 1 BB: 1 P: 25	R: 0 E: 0 K: 0 S: 10	H: 0 LOB: 1 BB: 1 P: 19	R: 2 E: 0 K: 3 S: 13	H: 3 LOB: 1 BB: 0 P: 20		R: 0 E: 0 K: 1 S: 9	H: 1 LOB: 2 BB: 2 P: 19	1B: 4 2B: 4 3B: 0 HR: 1	SF: 0 SAC: 0 DP: 1 HBP: 0	WP: 0 PB: 1 SB: 1 CS: 2	PA: 41				
PITCHER	IP	WLS	BF	H	R	ER	SO	BB	IBB	HBP	BLK	WP	HR	S	P	ERA	WHIP										
Jason Dickson, R ERA: 5.87 (1, 1)	6.2	L	28	5	2	2	4	5	0	0	0	0	0	66	114	2.70	1.500										
Greg Cadaret, L ERA: 4.82 (7, 1)	0.2		5	3	2	2	1	0	0	0	0	0	1	10	17	27.00	4.500										
Rich DeLucia, R ERA: 4.53 (8, 1)	1.1		6	1	0	0	2	2	0	0	1	0	0	12	25	0.00	2.250										
Mike Holtz, L ERA: 6.04 (9, 1)	0.1		1	0	0	0	1	0	0	0	0	0	0	3	3	0.00	0.000										

Batter	1	2	3	4	5	6	7	8	9	AB	R	H	RBI	BB	SO	LOB	BOTTOM										
Darin Erstad, L OBP: 0.361, SLG: 0.542 (1, 7)	K		G4-3			G3		G4-3		4	0	0	0	0	1	1	Baltimore Orioles @ Anaheim Angels Edison International Field, Anaheim, CA Fri Jul 17 1998, 10:05 PM EDT Att: 34,618 - Unknown - 86 F livebaseballscorecards.com										
Dave Hollins, S OBP: 0.335, SLG: 0.387 (1, 5)	K		G3			S 1B		1B BB		3	0	1	1	1	1	0											
Jim Edmonds, L OBP: 0.355, SLG: 0.499 (1, 8)	BB 1B				G4-3	F7		P6		3	0	0	0	1	0	2											
Tim Salmon, R OBP: 0.419, SLG: 0.511 (1, 10)					K		FC5-4 BB		BB 1B	3	0	2	0	1	1	0											
Cecil Fielder, R OBP: 0.330, SLG: 0.421 11 Justin Baughman, R OBP: 0.256, SLG: 0.322 (9, 4)	G3-1				F9	FC5-4		BB		3	0	0	0	1	0	4											
16 Garret Anderson, L OBP: 0.343, SLG: 0.494 (1, 9)		L6				F7		G6-3 1B		4	0	1	0	0	1	3											
Phil Nevin, R OBP: 0.321, SLG: 0.393 Orlando Palmeiro, L OBP: 0.450, SLG: 0.514 (9, PH)		F8				K		G6-3		3	0	0	0	0	1	1											
Norberto Martin, R OBP: 0.232, SLG: 0.248 (9, 7)					G4-3	P6		F8		1	0	0	0	0	1	1											
Matt Walbeck, S OBP: 0.302, SLG: 0.353 (9, PH)										1	0	0	0	0	1	1											
Gary Disarcina, R OBP: 0.330, SLG: 0.412 (1, 6)					F8		G3 1B		F8	4	1	1	0	0	0	2											
Inning Stats	R: 0 E: 0 K: 2 S: 11	H: 1 LOB: 2 BB: 1 P: 21	R: 0 E: 0 K: 0 S: 12	H: 0 LOB: 0 BB: 0 P: 18	R: 0 E: 0 K: 1 S: 6	H: 0 LOB: 0 BB: 0 P: 7	R: 0 E: 0 K: 1 S: 6	H: 0 LOB: 0 BB: 0 P: 9	R: 0 E: 0 K: 0 S: 7	H: 2 LOB: 2 BB: 1 P: 18	R: 0 E: 0 K: 0 S: 10	H: 1 LOB: 1 BB: 0 P: 17	R: 0 E: 0 K: 1 S: 12	H: 1 LOB: 3 BB: 2 P: 23	R: 0 E: 0 K: 1 S: 9	H: 1 LOB: 0 BB: 0 P: 12	1B: 6 2B: 0 3B: 0 HR: 0	SF: 0 SAC: 0 DP: 1 HBP: 0	WP: 0 PB: 0 SB: 2 CS: 0	PA: 36							
PITCHER	IP	WLS	BF	H	R	ER	SO	BB	IBB	HBP	BLK	WP	HR	S	P	ERA	WHIP										
Doug Drabek, R ERA: 6.93 (1, 1)	5.1	W	20	3	1	1	4	1	0	0	0	0	0	47	78	1.69	0.750										
Norm Charlton, L ERA: 7.22 (6, 1)	0.1		1	0	0	0	0	0	0	0	0	0	0	1	4	0.00	0.000										
Pete Smith, R ERA: 5.64 (6, 1)	1.1		6	1	0	0	0	1	0	0	0	0	0	12	23	0.00	1.500										
Jesse Orosco, L ERA: 2.94 (8, 1)	0.2		4	1	0	0	0	1	0	0	0	0	0	6	11	0.00	3.000										
Armando Benitez, R ERA: 3.98 (8, 1)	1.1	S	5	1	0	0	2	1	0	0	0	0	0	15	24	0.00	1.500										

Batter	1	2	3	4	5	6	7	8	9	AB	R	H	RBI	BB	SO	LOB	TOP								
Roberto Alomar, S (1, 4) OBP: 0.369, SLG: 0.443 Mike Bordick, R (7, 6) OBP: 0.318, SLG: 0.386	1-0 FC1-5-4 2B	1-0 S HBP		3-3 K			0-0 F7		2-2 2B	3	1	1	0	0	1	0									
Eric Davis, R (1, 8) OBP: 0.367, SLG: 0.536	2-2 FC1-5-4 1B	3-3 K			1-2 F9		3-3 K		1-2 G1-3-2	5	0	1	0	0	2	3									
Rafael Palmeiro, L (1, 3) OBP: 0.389, SLG: 0.589	3-2 FC1-5-4 2B FC4-6 1-2 3-H	2-3 K			2-0 G3		0-1 G1-3			4	1	0	1	0	1	2									
Joe Carter, R (1, 9) OBP: 0.293, SLG: 0.430	1-1 FC4-6 2B			2-2 F7			4-2 BB		3-2 G6-3	3	0	1	0	1	0	0									
23 Chris Hoiles, R (1, 10) OBP: 0.340, SLG: 0.386	4-2 FC4-6 BB			4-2 FC5-4 BB			0-0 F8		1-0 G6-3	2	0	0	0	2	0	1									
B.J. Surhoff, L (1, 7) OBP: 0.344, SLG: 0.491	1-2 FC4-6 BB 1-2 2-3 3-H			3-2 F8			1-1 G6-3		4-2 BB	3	0	0	1	1	0	3									
Cal Ripken Jr., R (1, 5) OBP: 0.324, SLG: 0.359	1-2 BB			0-1 FC5-4 1-2			1-1 G6-3		1-1 F7	3	0	0	0	1	0	2									
Lenny Webster, R (1, 2) OBP: 0.301, SLG: 0.457	0-0 F8			2-3 K			0-1 HR		0-2 G1-3	4	1	1	1	0	1	3									
Jeff Reboulet, R (1, 6) OBP: 0.361, SLG: 0.311		0-3 K		2-2 G5-3			1-3 K		4-2 2B G1-3-2 BB	3	0	0	0	0	2	0									
Rich Becker, L (9, PH) OBP: 0.325, SLG: 0.321										0	0	0	0	1	0	0									
Inning Stats	R: 2 E: 0 K: 0 S: 18	H: 3 LOB: 3 BB: 2 P: 34	R: 0 E: 0 K: 3 S: 11	H: 0 LOB: 1 BB: 0 P: 17	R: 0 E: 0 K: 0 S: 18	H: 0 LOB: 1 BB: 1 P: 27	R: 0 E: 0 K: 2 S: 9	H: 0 LOB: 0 BB: 0 P: 16	R: 0 E: 0 K: 0 S: 8	H: 0 LOB: 1 BB: 1 P: 15	R: 1 E: 0 K: 1 S: 9	H: 1 LOB: 0 BB: 0 P: 12	R: 0 E: 0 K: 1 S: 6	H: 0 LOB: 0 BB: 0 P: 9	R: 0 E: 0 K: 0 S: 9	H: 0 LOB: 1 BB: 1 P: 18	R: 0 E: 0 K: 0 S: 13	H: 1 LOB: 1 BB: 1 P: 20	1B: 1 2B: 4 3B: 0 HR: 1	SF: 0 SAC: 0 DP: 1 HBP: 1	WP: 0 PB: 0 SB: 1 CS: 0	PA: 38			
PITCHER	IP	WLS	BF	H	R	ER	SO	BB	IBB	HBP	BLK	WP	HR	S	P	ERA	WHIP								
Jarrod Washburn, L (1, 1) ERA: 4.13	5.2	W	26	4	3	3	5	4	0	1	0	0	1	70	117	4.76	1.412								
Shigetoshi Hasegawa, R (6, 1) ERA: 3.25	2.1		8	0	0	0	2	1	0	0	0	0	0	18	31	0.00	0.429								
Rich DeLucia, R (9, 1) ERA: 4.5	0.1		3	1	0	0	0	1	0	0	0	0	0	10	16	0.00	6.000								
Troy Percival, R (9, 1) ERA: 2.63	0.2		1	0	0	0	0	0	0	0	0	0	0	3	4	0.00	0.000								

Baltimore Orioles @ Anaheim Angels
Edison International Field, Anaheim, CA
Sat Jul 18 1998, 10:05 PM EDT
Att: 37,806 - Cloudy - 78 F

AB 31
R 3
H 5
RBI 3
BB 6
SO 7
LOB 14



Batter	1	2	3	4	5	6	7	8	9	AB	R	H	RBI	BB	SO	LOB	BOTTOM								
Orlando Palmeiro, L (1, 7) OBP: 0.467, SLG: 0.571	2-2 BB 1B		0-1 P5	1-2 F4-3		1-1 1-H 1B		0-0 2B		5	1	3	0	0	0	1									
Dave Hollins, S (1, 5) OBP: 0.337, SLG: 0.389 Craig Shipley, R (8, 5) OBP: 0.299, SLG: 0.338	1-0 F9		0-1 1B		0-0 G1		4-2 1B WP BB	0-1 2B		3	2	1	0	1	0	1									
Darin Erstad, L (1, 3) OBP: 0.363, SLG: 0.542	4-1 BB		0-0 CS 1B		3-2 F9		3-2 WP SF8 1B	0-1 F8		4	1	2	1	1	0	1									
Tim Salmon, R (1, 10) OBP: 0.418, SLG: 0.511	3-1 F9		2-3 K		2-0 1B		4-2 SF8 WP BB	1-1 F8		4	1	1	0	1	1	4									
Jim Edmonds, L (1, 8) OBP: 0.359, SLG: 0.500	1-0 F8		1-1 CS		1-1 11 BB 2B 1B		4-0 11 S BB			3	1	2	1	1	0	2									
16 Garret Anderson, L (1, 9) OBP: 0.342, SLG: 0.494		1-2 E7 11 SF9 2B		1-1 F7		2-3 K		1-2 2-3 3-H BB		4	1	1	0	0	2	5									
Matt Walbeck, S (1, 2) OBP: 0.301, SLG: 0.353		0-0 G4-3		0-1 F9		2-0 FC4-6 1B		1-2 SF8		3	0	1	1	0	0	2									
11 Justin Baughman, R (1, 4) OBP: 0.256, SLG: 0.318		0-0 SF9		4-0 2B BB		2-2 F7		2-3 3-H K		2	1	0	1	1	1	3									
Gary Disarcina, R (1, 6) OBP: 0.329, SLG: 0.413		3-H F9		1-2 2B		1-2 FC4-6 1B		0-2 F8		4	0	1	2	0	0	1									
Inning Stats	R: 0 E: 0 K: 0 S: 8	H: 1 LOB: 2 BB: 1 P: 19	R: 1 E: 1 K: 0 S: 8	H: 1 LOB: 0 BB: 0 P: 12	R: 1 E: 0 K: 1 S: 10	H: 2 LOB: 0 BB: 0 P: 12	R: 2 E: 0 K: 0 S: 12	H: 2 LOB: 1 BB: 1 P: 20	R: 1 E: 0 K: 1 S: 10	H: 2 LOB: 1 BB: 0 P: 19	R: 0 E: 0 K: 0 S: 12	H: 2 LOB: 2 BB: 0 P: 19	R: 2 E: 0 K: 2 S: 18	H: 1 LOB: 2 BB: 3 P: 37	R: 1 E: 0 K: 0 S: 10	H: 2 LOB: 1 BB: 0 P: 13	1B: 7 2B: 5 3B: 1 HR: 0	SF: 2 SAC: 0 DP: 0 HBP: 0	WP: 1 PB: 0 SB: 3 CS: 1	PA: 41					
PITCHER	IP	WLS	BF	H	R	ER	SO	BB	IBB	HBP	BLK	WP	HR	S	P	ERA	WHIP								
Nerio Rodriguez, R (1, 1) ERA: 7.88	3.2	L	18	6	4	4	4	1	0	0	0	0	0	13	23	6.75	1.500								
Doug Johns, L (4, 1) ERA: 4.57	1.1		6	2	1	1	1	0	0	0	0	0	0	20	38	18.00	5.000								
Alan Mills, R (6, 1) ERA: 4.03	1.0		7	3	2	2	0	2	0	0	0	0	0	3	8	0.00	3.000								
Norm Charlton, L (7, 1) ERA: 7.15	0.1		2	0	0	0	1	1	0	0	0	1	0	3	8	0.00	3.000								
Aramando Benitez, R (7, 1) ERA: 3.92	0.2		2	0	0	0	1	0	0	0	0	0	0	7	10	0.00	0.000								

Baltimore Orioles @ Anaheim Angels
Edison International Field, Anaheim, CA
Sat Jul 18 1998, 10:05 PM EDT
Att: 37,806 - Cloudy - 78 F

AB 33
R 8
H 13
RBI 7
BB 5
SO 4
LOB 20



Batter	1	2	3	4	5	6	7	8	9	AB	R	H	RBI	BB	SO	LOB	TOP								
Rich Becker, L OBP: 0.333, SLG: 0.326 (1, 9)	G1		1B						P5	4	1	2	0	1	0	1	Baltimore Orioles @ Anaheim Angels Edison International Field, Anaheim, CA Sun Jul 19 1998, 10:05 PM EDT Att: 38,840 - Cloudy - 84 F								
Brady Anderson, L OBP: 0.325, SLG: 0.400 (1, 8)	1B		G4-6-3 BB			G4-3			BB BB 1B BB	3	1	1	0	2	1	2									
Eric Davis, R OBP: 0.371, SLG: 0.560 (1, 10)	K		G4-6-3 1-2						BB BB 1B BB	4	3	2	3	1	1	3									
Rafael Palmeiro, L OBP: 0.390, SLG: 0.584 (1, 3)	F7								BB BB 1B BB	3	0	0	1	2	0	1									
Cal Ripken Jr., R OBP: 0.323, SLG: 0.357 (1, 5)									BB BB 1B BB	5	0	1	2	0	2	0									
B.J. Surhoff, L OBP: 0.345, SLG: 0.489 (1, 7)									BB BB 1B BB	4	1	1	0	1	0	2									
23 Chris Hoiles, R OBP: 0.343, SLG: 0.394 (1, 2)									BB BB 1B BB	4	0	2	1	0	2	1									
Jeff Reboulet, R OBP: 0.355, SLG: 0.297 (1, 4)									BB BB SH3 BB BB	3	1	0	0	1	2	2									
Mike Bordick, R OBP: 0.315, SLG: 0.382 (1, 6)									SH3	3	0	0	0	0	1	0									
Inning Stats	R: 0 E: 0 K: 1 S: 11	H: 1 LOB: 1 BB: 0 P: 16	R: 0 E: 0 K: 2 S: 9	H: 1 LOB: 1 BB: 0 P: 12	R: 0 E: 0 K: 0 S: 3	H: 1 LOB: 1 BB: 1 P: 7	R: 0 E: 0 K: 2 S: 10	H: 1 LOB: 1 BB: 0 P: 16	R: 0 E: 0 K: 1 S: 11	H: 1 LOB: 1 BB: 0 P: 14	R: 2 E: 0 K: 0 S: 12	H: 2 LOB: 1 BB: 1 P: 21	R: 2 E: 0 K: 1 S: 15	H: 1 LOB: 0 BB: 2 P: 30	R: 0 E: 0 K: 1 S: 5	H: 0 LOB: 0 BB: 0 P: 5	R: 3 E: 0 K: 0 S: 10	H: 1 LOB: 2 BB: 4 P: 28	1B: 6 2B: 1 3B: 0 HR: 2	SF: 0 SAC: 1 DP: 1 HBP: 0	WP: 0 PB: 0 SB: 1 CS: 1	PA: 43			
PITCHER	IP	WLS	BF	H	R	ER	SO	BB	IBB	HBP	BLK	WP	HR	S	P	ERA	WHIP								
Omar Olivares, R ERA: 3.98 (1, 1)	6.1		28	7	3	3	7	3	0	0	0	0	1	60	95	4.26	1.579								
Greg Cadaret, L ERA: 5.08 (7, 1)	0.1		3	1	1	1	1	1	0	0	0	0	1	8	17	27.00	6.000								
Pep Harris, R ERA: 4.45 (7, 1)	1.1		3	0	0	0	1	0	0	0	0	0	0	8	9	0.00	0.000								
Troy Percival, R ERA: 3.24 (9, 1)	0.2	L	7	1	3	3	0	4	0	0	0	0	0	9	27	40.50	7.500								
Mike Holtz, L ERA: 5.99 (9, 1)	0.1		1	0	0	0	0	0	0	0	0	0	0	1	1	0.00	0.000								

Batter	1	2	3	4	5	6	7	8	9	AB	R	H	RBI	BB	SO	LOB	BOTTOM								
Darin Erstad, L OBP: 0.365, SLG: 0.545 (1, 7)	G4-3 1B		2B						CI G2-3 16 3B 1B	3	1	2	1	0	0	1	Baltimore Orioles @ Anaheim Angels Edison International Field, Anaheim, CA Sun Jul 19 1998, 10:05 PM EDT Att: 38,840 - Cloudy - 84 F								
Jim Edmonds, L OBP: 0.356, SLG: 0.497 (1, 8)	G4-3 1-2		G3						G2-3 16 3B 1B	4	1	1	1	0	0	2									
Tim Salmon, R OBP: 0.413, SLG: 0.502 (1, 10)	G5-3								G2-3 16 3B 1B	4	0	0	0	0	1	2									
Cecil Fielder, R OBP: 0.327, SLG: 0.416 (1, 3)									G2-3 16 3B 1B	4	0	0	0	0	1	2									
16 Garret Anderson, L OBP: 0.341, SLG: 0.497 (1, 9)									G2-3 16 3B 1B	4	0	0	0	0	1	0									
Matt Walbeck, S OBP: 0.300, SLG: 0.348 (1, 2)									G2-3 16 3B 1B	3	0	0	0	1	2	1									
Craig Shipley, R OBP: 0.309, SLG: 0.347 (1, 5)									G2-3 16 3B 1B	4	0	2	0	0	1	1									
11 Justin Baughman, R OBP: 0.252, SLG: 0.312 (1, 4)									G2-3 16 3B 1B	3	1	0	0	0	0	2									
Otando Palmeiro, L OBP: 0.457, SLG: 0.558 (9, PH)									G2-3 16 3B 1B	1	0	0	0	0	0	1									
Gary Disarcina, R OBP: 0.329, SLG: 0.412 (1, 6)									G2-3 16 3B 1B	3	1	1	0	0	0	2									
Inning Stats	R: 0 E: 0 K: 0 S: 7	H: 1 LOB: 0 BB: 0 P: 12	R: 0 E: 0 K: 3 S: 9	H: 0 LOB: 0 BB: 0 P: 9	R: 1 E: 1 K: 0 S: 6	H: 1 LOB: 1 BB: 0 P: 8	R: 0 E: 0 K: 0 S: 7	H: 0 LOB: 0 BB: 0 P: 13	R: 0 E: 0 K: 1 S: 11	H: 1 LOB: 0 BB: 0 P: 16	R: 3 E: 1 K: 1 S: 19	H: 3 LOB: 1 BB: 0 P: 26	R: 0 E: 0 K: 0 S: 5	H: 1 LOB: 1 BB: 0 P: 8	R: 0 E: 0 K: 0 S: 4	H: 0 LOB: 0 BB: 0 P: 6	R: 0 E: 0 K: 1 S: 14	H: 0 LOB: 1 BB: 1 P: 24	1B: 5 2B: 1 3B: 1 HR: 0	SF: 0 SAC: 0 DP: 1 HBP: 0	WP: 0 PB: 0 SB: 2 CS: 1	PA: 35			
PITCHER	IP	WLS	BF	H	R	ER	SO	BB	IBB	HBP	BLK	WP	HR	S	P	ERA	WHIP								
35 Mike Mussina, R ERA: 3.62 (1, 1)	6.2		27	7	4	2	5	0	0	0	0	0	0	7	12	0.00	1.050								
Jesse Orosco, L ERA: 2.5 (7, 1)	1.2	W	5	0	0	0	0	0	0	0	0	0	0	7	12	0.00	0.000								
Armando Benitez, R ERA: 3.86 (9, 1)	0.2		3	0	0	0	1	1	0	0	0	0	0	12	20	0.00	1.500								



Batter	1	2	3	4	5	6	7	8	9	AB	R	H	RBI	BB	SO	LOB	TOP											
Darin Erstad, L OBP: 0.361, SLG: 0.538	F7		G3		G4-3		P2		K	5	0	0	0	0	1	3												
Craig Shipley, R OBP: 0.306, SLG: 0.342	G4-3			FC4-6 1B		G5-3	F8			4	0	1	0	0	0	2												
Jim Edmonds, L OBP: 0.357, SLG: 0.495	K			FC4-6 BB 1B 1-2		F8		16 G4-3 E 1B		4	0	1	0	0	1	1												
Tim Salmon, R OBP: 0.414, SLG: 0.500		F9		BB 1B 1-2				FC5 16 G4-3 1B		3	0	1	0	1	0	1												
Cecil Fielder, R OBP: 0.326, SLG: 0.413	K			16 G4-6-3 BB		F9		P3		3	0	0	0	1	1	3												
16 Garret Anderson, L OBP: 0.340, SLG: 0.495	K			16 G4-6-3 BB				G4-3		4	1	1	0	0	1	5												
Matt Walbeck, S OBP: 0.299, SLG: 0.347			F7		F9		11 1B 1B	P3		4	0	1	0	0	0	2												
11 Justin Baughman, R OBP: 0.259, SLG: 0.314			F8							2	1	1	1	1	0	0												
Otlando Palmeiro, L OBP: 0.447, SLG: 0.545					E SF8 BB					0	0	0	0	0	0	0												
Norberto Martin, R OBP: 0.232, SLG: 0.248								K		1	0	0	0	0	1	0												
Gary Disarcina, R OBP: 0.329, SLG: 0.412				BLK 1B		SF8		F7		3	0	1	1	0	0	2												
Inning Stats	R: 0 E: 0 K: 1 S: 7	H: 0 LOB: 0 BB: 0 P: 11	R: 0 E: 0 K: 2 S: 9	H: 0 LOB: 0 BB: 0 P: 15	R: 0 E: 0 K: 0 S: 8	H: 1 LOB: 1 BB: 0 P: 11	R: 0 E: 0 K: 0 S: 8	H: 2 LOB: 2 BB: 1 P: 19	R: 1 E: 0 K: 0 S: 8	H: 0 LOB: 0 BB: 1 P: 19	R: 0 E: 0 K: 0 S: 9	H: 0 LOB: 1 BB: 1 P: 14	R: 1 E: 0 K: 0 S: 16	H: 3 LOB: 2 BB: 0 P: 26	R: 0 E: 1 K: 0 S: 14	H: 1 LOB: 2 BB: 0 P: 23	R: 0 E: 0 K: 2 S: 9	H: 0 LOB: 0 BB: 0 P: 11	1B: 7 2B: 0 3B: 0 HR: 0	SF: 1 SAC: 0 DP: 1 HBP: 0	WP: 0 PB: 0 SB: 2 CS: 0	PA: 37						
PITCHER	IP	WLS	BF	H	R	ER	SO	BB	IBB	HBP	BLK	WP	HR	S	P	ERA	WHIP											
LaTroy Hawkins, R ERA: 5.16	(1, 1)	6.0	W	25	5	2	1	3	3	0	0	1	0	0	56	100	1.50	1.333										
Mike Trombley, R ERA: 3.11	(7, 1)	1.0		4	1	0	0	0	0	0	0	0	0	9	15	0.00	1.000											
Greg Swindell, L ERA: 3.48	(8, 1)	1.0	S	5	1	0	0	0	0	0	0	0	0	14	23	0.00	1.000											
Rick Aguilera, R ERA: 4.04	(9, 1)	1.0	S	3	0	0	0	2	0	0	0	0	0	9	11	0.00	0.000											

Anaheim Angels @ Minnesota Twins
Hubert H. Humphrey Metrodome, Minneapolis, MN

Tue Jul 21 1998, 8:05 PM EDT
Att: 11,869 - Dome - 72 F

AB 33
R 2
H 7
RBI 2
BB 3
SO 5
LOB 19



Batter	1	2	3	4	5	6	7	8	9	AB	R	H	RBI	BB	SO	LOB	BOTTOM											
Otis Nixon, S OBP: 0.338, SLG: 0.297	2B 1B		1B SF9 1B		E 2B BB		P6			3	2	2	0	1	0	0												
Matt Lawton, L OBP: 0.394, SLG: 0.486	F8		P4		E4 2B		F9 2B			4	1	1	0	0	0	3												
Paul Molitor, R OBP: 0.331, SLG: 0.356	2B		1B		G5-3 1H 3H 2B		F9			4	1	3	2	0	0	1												
Marty Cordova, R OBP: 0.348, SLG: 0.410	K		SF9		G5-3		F8			3	0	0	1	0	1	4												
Ron Coomer, R OBP: 0.307, SLG: 0.437	G6-3		CS		SF9					3	0	2	1	0	0	2												
Denny Hocking, S OBP: 0.280, SLG: 0.277			1B							0	0	0	0	0	0	0												
David Ortiz, L OBP: 0.394, SLG: 0.543		L9	CS	G3-1	G3			G4-6-3 1B		4	0	0	0	0	0	1												
Terry Steinbach, R OBP: 0.319, SLG: 0.409		FC4-6 BB		F7		F9		P4		3	0	0	0	1	0	1												
Todd Walker, L OBP: 0.372, SLG: 0.485		FC4-6 FC4 1-2		S 1B		G4-6-3 1B				3	0	2	0	0	0	1												
Brent Gates, S OBP: 0.316, SLG: 0.305		FC4		F9						0	0	0	0	0	0	0												
Pat Meares, R OBP: 0.288, SLG: 0.368				F9		G4-6-3				3	0	0	0	0	0	3												
Inning Stats	R: 0 E: 0 K: 1 S: 13	H: 2 LOB: 2 BB: 0 P: 16	R: 0 E: 0 K: 0 S: 10	H: 0 LOB: 1 BB: 1 P: 18	R: 1 E: 0 K: 0 S: 8	H: 3 LOB: 1 BB: 0 P: 13	R: 0 E: 0 K: 0 S: 10	H: 1 LOB: 1 BB: 0 P: 15	R: 3 E: 0 K: 0 S: 10	H: 1 LOB: 0 BB: 1 P: 21	R: 0 E: 0 K: 0 S: 4	H: 1 LOB: 0 BB: 0 P: 9	R: 0 E: 0 K: 0 S: 12	H: 1 LOB: 1 BB: 0 P: 16	R: 0 E: 0 K: 0 S: 6	H: 1 LOB: 1 BB: 0 P: 9	R: 0 E: 0 K: 0 S: 6	H: 0 LOB: 0 BB: 0 P: 9	1B: 7 2B: 3 3B: 0 HR: 0	SF: 2 SAC: 0 DP: 2 HBP: 0	WP: 0 PB: 0 SB: 1 CS: 1	PA: 35						
PITCHER	IP	WLS	BF	H	R	ER	SO	BB	IBB	HBP	BLK	WP	HR	S	P	ERA	WHIP											
Allen Watson, L ERA: 6.64	(1, 1)	5.0	L	24	7	4	2	4	2	0	0	0	0	0	51	83	3.60	1.800										
Rich DeLucia, R ERA: 4.31	(6, 1)	2.0		8	3	0	0	0	0	0	0	0	0	17	26	0.00	1.500											
Mike Holtz, L ERA: 5.79	(8, 1)	0.2		1	0	0	0	0	0	0	0	0	0	2	4	0.00	0.000											
Pep Harris, R ERA: 4.4	(8, 1)	0.1		1	0	0	0	0	0	0	0	0	0	3	4	0.00	0.000											

Anaheim Angels @ Minnesota Twins
Hubert H. Humphrey Metrodome, Minneapolis, MN

Tue Jul 21 1998, 8:05 PM EDT
Att: 11,869 - Dome - 72 F

AB 30
R 4
H 10
RBI 4
BB 2
SO 1
LOB 16



Batter	1	2	3	4	5	6	7	8	9	AB	R	H	RBI	BB	SO	LOB	TOP				
Jim Edmonds, L (1, 8) OBP: 0.358, SLG: 0.496	F7		G3 SH1-4 2B		G5-3		G3 1B		G3-1	5	2	2	0	0	0	0					
11 Justin Baughman, R (1, 4) OBP: 0.285, SLG: 0.319	P6		SH1-4		G3		G3 1B		G3 BB 1B	4	1	2	1	0	0	0					
Darin Erstad, L (1, 7) OBP: 0.357, SLG: 0.532	F7		G3		K		P6 1B		P2	5	0	0	1	0	1	2					
Tim Salmon, R (1, 10) OBP: 0.414, SLG: 0.496		L6 F8 16 1B SF7	L6			K	L6		L6 BB	4	2	1	0	1	1	1					
16 Garret Anderson, L (1, 9) OBP: 0.344, SLG: 0.497		1B 1B		FC4-6 BB	G4-3		F9		BB	4	0	2	2	1	0	0					
Cecil Fielder, R (1, 3) OBP: 0.330, SLG: 0.415 Norberto Martin, R (8, PR) OBP: 0.231, SLG: 0.247 (8, 5)	F8		FC4-6 1B		1B BB		G5-3 1B		L1	3	0	2	0	1	0	2					
Craig Shiple, R (1, 5) OBP: 0.303, SLG: 0.341 (8, 3)	SF7		FC4-6 G1-3		1B		G5-3			3	0	1	1	0	0	3					
Phil Nevin, R (1, 2) OBP: 0.325, SLG: 0.396	1B		G1-3		FC5-4		FC5-4		FC6-4 1B	4	0	2	0	0	0	4					
Gary Disarcina, R (1, 6) OBP: 0.328, SLG: 0.408	P4		G1-3				CS HBP		FC6-4	3	0	0	0	0	0	7					
Inning Stats	R: 0 E: 0 K: 0 S: 5	H: 0 LOB: 0 BB: 0 P: 9	R: 1 E: 0 K: 0 S: 13	H: 3 LOB: 2 BB: 0 P: 16	R: 1 E: 0 K: 0 S: 14	H: 1 LOB: 0 BB: 0 P: 21	R: 0 E: 0 K: 0 S: 13	H: 1 LOB: 2 BB: 1 P: 20	R: 0 E: 0 K: 1 S: 13	H: 1 LOB: 1 BB: 1 P: 20	R: 1 E: 0 K: 0 S: 13	H: 2 LOB: 1 BB: 0 P: 20	R: 0 E: 0 K: 0 S: 12	H: 2 LOB: 3 BB: 0 P: 15	R: 2 E: 0 K: 0 S: 8	H: 2 LOB: 1 BB: 1 P: 13	1B: 10 2B: 2 3B: 0 HR: 0	SF: 1 2B: 2 3B: 0 HBP: 1	WP: 1 PB: 0 SB: 0 CS: 1	PA: 42	
PITCHER	IP	WLS	BF	H	R	ER	SO	BB	IBB	HBP	BLK	WP	HR	S	P	ERA	WHIP				
Brad Radke, R (1, 1) ERA: 3.29	6.1		29	8	3	3	2	2	0	1	0	1	0	75	110	4.26	1.579				
Eddie Guardado, L (7, 1) ERA: 3.72	1.0		3	0	0	0	0	0	0	0	0	0	0	8	10	0.00	0.000				
Hector Carrasco, R (8, 1) ERA: 4.37	0.2		4	2	0	0	0	0	0	0	0	0	0	8	10	0.00	3.000				
Greg Swindell, L (9, 1) ERA: 3.71	1.0	L	6	2	2	2	0	1	0	0	0	0	0	8	13	18.00	3.000				

Anaheim Angels @ Minnesota Twins
Hubert H. Humphrey Metrodome, Minneapolis, MN

AB 36
R 5
H 12
RBI 5
BB 3
SO 2
LOB 20



Wed Jul 22 1998, 8:05 PM EDT
Att: 10,484 - Dome - 72 F

Batter	1	2	3	4	5	6	7	8	9	AB	R	H	RBI	BB	SO	LOB	BOTTOM				
Otis Nixon, S (1, 8) OBP: 0.340, SLG: 0.300	K		CS 1B		G4-3			WP 1B		4	0	2	0	0	1	0					
Matt Lawton, L (1, 9) OBP: 0.385, SLG: 0.484	CS BB		1B BB		K			K		2	0	0	0	2	2	1					
Paul Molitor, R (1, 10) OBP: 0.333, SLG: 0.355	G1-3		1B		F7		G6-3 IBB		G6-3	3	0	1	0	1	0	1					
Marty Cordova, R (1, 7) OBP: 0.347, SLG: 0.405		PB S 1B HBP	K		G5-3		G6-3		G6-3	3	1	0	0	0	1	4					
David Ortiz, L (1, 3) OBP: 0.374, SLG: 0.526	L8		G3		G6-3				F8	4	0	0	0	0	0	3					
Ron Coomer, R (1, 5) OBP: 0.309, SLG: 0.436	K		G6-3		G6-4-3 1B		WP DI BB			3	1	1	0	1	1	1					
Todd Walker, L (1, 4) OBP: 0.374, SLG: 0.486	2B 1B		K		K		G6-4-3 1B		K	4	1	2	1	0	2	1					
Terry Steinbach, R (1, 2) OBP: 0.318, SLG: 0.411	2B		K		K		G6-4-3		K	4	0	1	1	0	2	2					
Pat Meares, R (1, 6) OBP: 0.286, SLG: 0.365	G5-3		K		K		G4-1			3	0	0	0	0	1	1					
Inning Stats	R: 0 E: 0 K: 1 S: 9	H: 0 LOB: 1 BB: 1 P: 17	R: 2 E: 0 K: 1 S: 9	H: 2 LOB: 1 BB: 0 P: 16	R: 0 E: 0 K: 1 S: 11	H: 2 LOB: 2 BB: 1 P: 17	R: 0 E: 0 K: 2 S: 9	H: 0 LOB: 0 BB: 0 P: 13	R: 0 E: 0 K: 2 S: 8	H: 0 LOB: 0 BB: 0 P: 15	R: 1 E: 0 K: 0 S: 7	H: 2 LOB: 0 BB: 0 P: 8	R: 0 E: 0 K: 1 S: 8	H: 1 LOB: 1 BB: 1 P: 16	R: 0 E: 0 K: 2 S: 18	H: 0 LOB: 1 BB: 1 P: 26	1B: 6 2B: 1 3B: 0 HR: 0	SF: 0 2B: 1 3B: 0 HBP: 1	WP: 2 PB: 1 SB: 1 CS: 2	PA: 35	
PITCHER	IP	WLS	BF	H	R	ER	SO	BB	IBB	HBP	BLK	WP	HR	S	P	ERA	WHIP				
Steve Sparks, R (1, 1) ERA: 4.95	7.0		27	6	3	3	7	2	0	1	0	0	0	61	101	3.86	1.143				
Mike Holtz, L (8, 1) ERA: 5.7	0.1		2	1	0	0	1	0	0	0	0	1	0	5	9	0.00	3.000				
Shigetoshi Hasegawa, R (8, 1) ERA: 3.21	0.2	W	2	0	0	0	0	0	1	0	0	0	0	3	7	0.00	0.000				
Troy Percival, R (9, 1) ERA: 3.16	1.0	S	4	0	0	0	2	1	0	0	0	1	0	18	26	0.00	1.000				

Anaheim Angels @ Minnesota Twins
Hubert H. Humphrey Metrodome, Minneapolis, MN

AB 30
R 3
H 7
RBI 2
BB 4
SO 10
LOB 14



Wed Jul 22 1998, 8:05 PM EDT
Att: 10,484 - Dome - 72 F

Batter	1	2	3	4	5	6	7	8	9	10	AB	R	H	RBI	BB	SO	LOB	TOP				
Jim Edmonds, L OBP: 0.356, SLG: 0.492				F8	G4-3			F8			5	0	1	2	0	1	1	Anaheim Angels @ Minnesota Twins Hubert H. Humphrey Metrodome, Minneapolis, MN Thu Jul 23 1998, 4:33 AM EDT Att. 18,059 - Dome - 72 F				
11 Justin Baughman, R OBP: 0.278, SLG: 0.321											2	0	1	0	2	0	0					
Dave Hollins, S OBP: 0.338, SLG: 0.388											1	0	0	0	0	1	2					
Norberto Martin, R OBP: 0.231, SLG: 0.247											0	0	0	0	0	0	0					
Darin Erstad, L OBP: 0.356, SLG: 0.528				F7				F8		P5	5	0	1	0	0	1	3					
Cecil Fielder, R OBP: 0.333, SLG: 0.419				L8							4	2	2	0	1	0	1					
Tim Salmon, R OBP: 0.413, SLG: 0.498											5	1	2	1	0	2	2					
16 Garret Anderson, L OBP: 0.347, SLG: 0.595											4	2	2	1	1	1	0					
Craig Shipley, R OBP: 0.309, SLG: 0.345											5	0	2	1	0	1	0					
Phil Nevin, R OBP: 0.326, SLG: 0.414											3	1	1	1	0	1	0					
Matt Walbeck, S OBP: 0.297, SLG: 0.344											2	0	0	0	0	0	6					
Gary Disarcina, R OBP: 0.326, SLG: 0.405				F8				G6-3		G6-3	5	0	1	0	0	1	6					
Inning Stats	R: 0 E: 0 K: 2 S: 9	H: 1 LOB: 0 BB: 0 P: 14	R: 0 E: 0 K: 2 S: 9	H: 0 LOB: 0 BB: 0 P: 13	R: 0 E: 0 K: 2 S: 7	H: 0 LOB: 0 BB: 0 P: 10	R: 0 E: 0 K: 0 S: 6	H: 0 LOB: 1 BB: 1 P: 14	R: 2 E: 0 K: 1 S: 14	H: 3 LOB: 1 BB: 0 P: 19	R: 0 E: 0 K: 0 S: 5	H: 0 LOB: 0 BB: 0 P: 9	R: 0 E: 0 K: 0 S: 10	H: 0 LOB: 1 BB: 1 P: 16	R: 3 E: 0 K: 2 S: 28	H: 5 LOB: 2 BB: 0 P: 40	R: 1 E: 0 K: 0 S: 12	H: 3 LOB: 3 BB: 1 P: 18	1B: 9 2B: 2 3B: 0 HR: 2	SF: 0 SAC: 0 DP: 1 HBP: 0	WP: 0 PB: 0 SB: 0 CS: 1	PA: 45
PITCHER	IP	WLS	BF	H	R	ER	SO	BB	IBB	HBP	BLK	WP	HR	S	P	ERA	WHIP					
Eric Milton, L ERA: 4.62	7.0		26	5	2	2	7	2	0	0	0	0	2	56	90	2.57	1.000					
Mike Trombley, R ERA: 3.08	0.2		3	0	0	0	0	1	0	0	0	0	0	9	15	0.00	1.500					
Eddie Guardado, L ERA: 3.68	0.1		1	0	0	0	0	0	0	0	0	0	0	1	1	0.00	0.000					
Rick Aguilera, R ERA: 4.5	1.0		8	5	3	3	2	0	0	0	0	0	0	28	40	27.00	5.000					
Hector Carrasco, R ERA: 4.5	1.0	L	7	3	1	1	0	0	1	0	0	0	0	12	18	9.00	3.000					

Batter	1	2	3	4	5	6	7	8	9	10	AB	R	H	RBI	BB	SO	LOB	BOTTOM						
Otis Nixon, S OBP: 0.338, SLG: 0.306	G6-3			G4-3				G1-3			5	1	1	0	0	1	1	Anaheim Angels @ Minnesota Twins Hubert H. Humphrey Metrodome, Minneapolis, MN Thu Jul 23 1998, 4:33 AM EDT Att. 18,059 - Dome - 72 F						
Brent Gates, S OBP: 0.317, SLG: 0.304	G3							G3			4	0	1	1	0	1	0							
Terry Steinbach, R OBP: 0.317, SLG: 0.409											1	0	0	0	0	0	0							
Matt Lawton, L OBP: 0.363, SLG: 0.478	G4-3		L3					G6-3		F7	4	0	0	0	1	0	1							
Paul Molitor, R OBP: 0.334, SLG: 0.356		L5		F9				F8			5	0	2	0	0	0	0							
David Ortiz, L OBP: 0.369, SLG: 0.511								G3-1		F7	4	1	0	0	1	1	3							
Alex Ochoa, R OBP: 0.282, SLG: 0.353											4	2	3	0	0	0	2							
Orlando Merced, S OBP: 0.345, SLG: 0.422											1	0	0	0	0	1	1							
Todd Walker, L OBP: 0.378, SLG: 0.490											3	1	2	1	1	0	0							
Denny Hocking, S OBP: 0.280, SLG: 0.277											0	0	0	0	0	0	0							
Pat Meares, R OBP: 0.285, SLG: 0.363	G1-3										4	0	1	1	0	1	3							
Javier Valentin, S OBP: 0.236, SLG: 0.290			G4-3								3	0	0	1	0	1	1							
Ron Coomer, R OBP: 0.308, SLG: 0.435											1	0	0	0	0	0	0							
Inning Stats	R: 0 E: 0 K: 0 S: 7	H: 0 LOB: 0 BB: 0 P: 13	R: 0 E: 0 K: 1 S: 16	H: 2 LOB: 2 BB: 0 P: 21	R: 1 E: 0 K: 0 S: 6	H: 2 LOB: 0 BB: 0 P: 8	R: 3 E: 1 K: 0 S: 11	H: 2 LOB: 1 BB: 2 P: 22	R: 0 E: 0 K: 1 S: 11	H: 1 LOB: 2 BB: 1 P: 22	R: 0 E: 0 K: 2 S: 7	H: 0 LOB: 0 BB: 0 P: 9	R: 0 E: 0 K: 0 S: 8	H: 0 LOB: 0 BB: 0 P: 15	R: 1 E: 0 K: 0 S: 10	H: 2 LOB: 1 BB: 0 P: 13	R: 0 E: 0 K: 1 S: 6	H: 0 LOB: 0 BB: 0 P: 10	R: 0 E: 0 K: 1 S: 13	H: 1 LOB: 1 BB: 0 P: 16	1B: 6 2B: 4 3B: 1 HR: 0	SF: 0 SAC: 0 DP: 1 HBP: 0	WP: 0 PB: 0 SB: 0 CS: 0	PA: 42
PITCHER	IP	WLS	BF	H	R	ER	SO	BB	IBB	HBP	BLK	WP	HR	S	P	ERA	WHIP							
Jason Dickson, R ERA: 5.78	7.2		34	9	5	4	4	2	1	0	0	0	0	75	122	4.70	1.435							
Greg Cadaret, L ERA: 4.91	1.0		3	0	0	0	1	0	0	0	0	0	0	6	9	0.00	0.000							
Pep Harris, R ERA: 4.34	0.1	W	1	0	0	0	0	0	0	0	0	0	0	1	2	0.00	0.000							
Troy Percival, R ERA: 3.09	1.0	S	4	1	0	0	1	0	0	0	0	0	0	13	16	0.00	1.000							

Anaheim Angels @ Minnesota Twins
Hubert H. Humphrey Metrodome, Minneapolis, MN
Thu Jul 23 1998, 4:33 AM EDT
Att. 18,059 - Dome - 72 F

AB 41
R 6
H 13
RBI 6
BB 4
SO 9
LOB 21



Anaheim Angels @ Minnesota Twins
Hubert H. Humphrey Metrodome, Minneapolis, MN
Thu Jul 23 1998, 4:33 AM EDT
Att. 18,059 - Dome - 72 F

AB 39
R 5
H 10
RBI 4
BB 3
SO 6
LOB 12



Batter	1	2	3	4	5	6	7	8	9	AB	R	H	RBI	BB	SO	LOB	TOP								
Jim Edmonds, L OBP: 0.355, SLG: 0.490 (1, 8)										4	1	1	0	0	0	4	Anaheim Angels @ Kansas City Royals Kauffman Stadium, Kansas City, MO Fri Jul 24, 1998, 7:05 PM CDT Att: 18,151 - Unknown - 73 F								
Dave Hollins, S OBP: 0.333, SLG: 0.384 Craig Shipley, R OBP: 0.316, SLG: 0.345 (1, 5) (7, 5)										3	0	0	0	0	0	2									
Darin Erstad, L OBP: 0.357, SLG: 0.528 (1, 7)										4	1	2	1	0	1	1									
Cecil Fielder, R OBP: 0.333, SLG: 0.425 (1, 3)										4	1	1	2	0	1	2									
Tim Salmon, R OBP: 0.408, SLG: 0.490 (1, 10)										4	0	0	0	0	2	0									
16 Garret Anderson, L OBP: 0.346, SLG: 0.503 (1, 9)										4	0	1	0	0	1	0									
Matt Walbeck, S OBP: 0.296, SLG: 0.346 (1, 2)										4	0	1	0	0	2	1									
Norberto Martin, R OBP: 0.233, SLG: 0.243 (1, 4)										2	0	0	0	1	0	0									
Gary Disarcina, R OBP: 0.329, SLG: 0.407 (1, 6)										3	0	2	0	0	0	2									
Inning Stats	R: 1 E: 0 K: 0 S: 5	H: 2 LOB: 0 BB: 0 P: 9	R: 0 E: 0 K: 2 S: 7	H: 0 LOB: 0 BB: 0 P: 12	R: 0 E: 0 K: 0 S: 7	H: 1 LOB: 1 BB: 0 P: 12	R: 0 E: 0 K: 0 S: 5	H: 0 LOB: 0 BB: 0 P: 11	R: 0 E: 0 K: 0 S: 10	H: 1 LOB: 2 BB: 1 P: 20	R: 2 E: 0 K: 0 S: 10	H: 3 LOB: 1 BB: 0 P: 14	R: 0 E: 0 K: 0 S: 6	H: 1 LOB: 0 BB: 0 P: 8	R: 0 E: 0 K: 2 S: 9	H: 0 LOB: 1 BB: 1 P: 16	R: 0 E: 0 K: 3 S: 9	H: 0 LOB: 0 BB: 0 P: 13	1B: 6 2B: 2 3B: 0 HR: 1	SF: 0 SAC: 0 DP: 3 HBP: 0	WP: 0 PB: 0 SB: 2 CS: 1	PA: 34			
PITCHER	IP	WLS	BF	H	R	ER	SO	BB	IBB	HBP	BLK	WP	HR	S	P	ERA	WHIP								
Hipolito Pichardo, R ERA: 5.25 Matt Whisenant, L ERA: 4.34 Jeff Montgomery, R ERA: 5.5	(1, 1) (7, 1) (9, 1)	6.1 1.2 1.0	W 4 S	27 4 3	8 0 0	3 0 0	2 2 3	1 1 0	0 0 0	0 0 0	0 0 0	0 0 0	1 0 0	1 10 9	49 17 13	85 0.00 0.00	4.26 0.600 0.000								

Batter	1	2	3	4	5	6	7	8	9	AB	R	H	RBI	BB	SO	LOB	BOTTOM								
Johnny Damon, L OBP: 0.332, SLG: 0.416 (1, 9) (8, 7)										3	1	0	1	1	1	2	Anaheim Angels @ Kansas City Royals Kauffman Stadium, Kansas City, MO Fri Jul 24, 1998, 7:05 PM CDT Att: 18,151 - Unknown - 73 F								
Jermaine Allensworth, R OBP: 0.367, SLG: 0.412 (1, 8)										2	0	0	0	2	1	1									
Jose Offerman, S OBP: 0.387, SLG: 0.416 (1, 4)										2	0	1	0	1	1	2									
Dean Palmer, R OBP: 0.324, SLG: 0.507 (1, 5)										4	0	0	0	0	0	5									
Jeff King, R OBP: 0.333, SLG: 0.462 (1, 3)										3	1	1	1	1	0	3									
Shane Mack, R OBP: 0.360, SLG: 0.477 Jeff Conine, R OBP: 0.319, SLG: 0.458 (1, 7) (8, 9)										4	1	1	0	0	0	5									
Terry Pendleton, S OBP: 0.324, SLG: 0.340 (1, 10)										2	0	0	1	1	1	1									
29 Mike Sweeney, R OBP: 0.301, SLG: 0.354 (1, 2)										4	1	1	1	0	0	1									
Mendy López, R OBP: 0.324, SLG: 0.391 (1, 6)										4	0	2	0	0	1	0									
Inning Stats	R: 1 E: 1 K: 0 S: 7	H: 1 LOB: 2 BB: 2 P: 18	R: 0 E: 0 K: 0 S: 8	H: 0 LOB: 1 BB: 1 P: 16	R: 0 E: 0 K: 0 S: 8	H: 0 LOB: 1 BB: 1 P: 17	R: 3 E: 0 K: 1 S: 19	H: 4 LOB: 2 BB: 1 P: 28	R: 0 E: 0 K: 0 S: 6	H: 0 LOB: 1 BB: 1 P: 13	R: 0 E: 0 K: 2 S: 10	H: 1 LOB: 1 BB: 0 P: 15	R: 0 E: 0 K: 0 S: 12	H: 0 LOB: 1 BB: 0 P: 20	R: 0 E: 0 K: 2 S: 8	H: 0 LOB: 0 BB: 0 P: 10	1B: 4 2B: 3 3B: 0 HR: 0	SF: 1 SAC: 0 DP: 2 HBP: 1	WP: 1 PB: 0 SB: 3 CS: 0	PA: 36					
PITCHER	IP	WLS	BF	H	R	ER	SO	BB	IBB	HBP	BLK	WP	HR	S	P	ERA	WHIP								
Chuck Finley, L ERA: 3.13 Shigetoshi Hasegawa, R ERA: 3.34 Rich DeLucia, R ERA: 4.14	(1, 1) (4, 1) (7, 1)	3.0 3.0 2.0	L	14 15 7	4 2 0	2 2 0	2 3 2	4 2 0	0 0 0	0 0 1	0 0 0	0 0 0	0 0 0	0 34 20	52 55 30	6.00 6.00 0.000	2.000 2.000 0.000								

AB	32
R	3
H	8
RBI	3
BB	2
SO	7
LOB	12



Batter	1	2	3	4	5	6	7	8	9	AB	R	H	RBI	BB	SO	LOB	TOP										
Jim Edmonds, L (1, 8) OBP: 0.358, SLG: 0.495	P7			0-1 2B	4-2 3B BB		1-3 K		3-2 2B	4	1	2	0	1	1	0	Anaheim Angels @ Kansas City Royals Kauffman Stadium, Kansas City, MO Sat Jul 25 1998, 7:05 PM CDT Att: 28,428 - Cloudy - 70 F										
Craig Shipley, R (1, 5) OBP: 0.310, SLG: 0.359	L8			0-0 P1	2-2 3B 1-H 2-H 3-H		2-2 F9		2-3 K	5	0	1	3	0	1	2											
Darin Erstad, L (1, 7) OBP: 0.355, SLG: 0.523	L7			0-0 P6	K		1-2 G1-3		4-0 IBB	4	0	0	0	1	1	2											
Cecil Fielder, R (1, 3) OBP: 0.332, SLG: 0.423 Gary Disarcina, R (8, PR) OBP: 0.326, SLG: 0.406	P6			0-3 K			1-2 G4-3		0-1 1B 16 FC4-2-5	4	0	1	0	0	1	1											
Tim Salmon, R (1, 10) OBP: 0.413, SLG: 0.494	L9				0-0 1B 16		1-0 1B		0-1 1B 16 FC4-2-5	4	3	3	0	0	0	0											
16 Garret Anderson, L (1, 9) OBP: 0.347, SLG: 0.503	K				1-1 1B 3B		1-1 1B		2-1 FC4-2-5 11 BB	4	1	2	0	0	1	2											
Matt Walbeck, S (1, 2) Phil Nevin, R (9, 2) OBP: 0.326, SLG: 0.414				1-0 G4-3			1-2 1B 3B BB		1-2 BB 1B	3	1	2	2	1	0	0											
11 Justin Baughman, R (1, 4) OBP: 0.270, SLG: 0.315				0-0 G3			1-2 1B 3B BB		1-2 BB	0	0	0	0	0	0	0											
Norberto Martin, R (1, 6) OBP: 0.227, SLG: 0.237	F9			2-1 F9			1-0 F9		1-0 SF7-5-4-5	3	0	0	1	0	1	4											
				2-2 G1-3			0-0 P6		2-2 G1-3	4	0	0	0	0	0	4											
Inning Stats	R: 0 H: 0 E: 0 K: 0 S: 8	H: 0 LOB: 0 BB: 0 P: 14	R: 0 H: 0 E: 0 K: 1 S: 10	H: 0 LOB: 0 BB: 0 P: 15	R: 0 H: 0 E: 0 K: 0 S: 4	H: 0 LOB: 0 BB: 0 P: 7	R: 0 H: 1 E: 0 K: 1 S: 7	H: 1 LOB: 1 BB: 0 P: 7	R: 4 H: 4 E: 0 K: 2 S: 22	H: 4 LOB: 1 BB: 1 P: 35	R: 1 H: 3 E: 0 K: 0 S: 11	H: 3 LOB: 2 BB: 0 P: 16	R: 0 H: 0 E: 0 K: 1 S: 9	H: 0 LOB: 0 BB: 0 P: 13	R: 1 H: 2 E: 0 K: 0 S: 13	H: 2 LOB: 1 BB: 1 P: 20	R: 0 H: 1 E: 0 K: 2 S: 12	H: 1 LOB: 2 BB: 1 P: 24	1B: 7 2B: 4 3B: 1 HR: 0	SF: 1 SAC: 0 DP: 1 HBP: 0	WP: 0 PB: 0 SB: 0 CS: 0	PA: 40					
PITCHER	IP WLS BF H R ER SO BB IBB HBP BLK WP HR S P ERA WHIP	IP WLS BF H R ER SO BB IBB HBP BLK WP HR S P ERA WHIP																									
Tim Belcher, R (1, 1) ERA: 4.37	7.0 L 32 10 6 6 5	0.1 2 0 0 0 0	1.2 6 1 0 0 2	0 1 0 0 0 0	0 0 0 0 0 0	0 0 0 0 0 0	0 0 0 0 0 0	0 0 0 0 0 0	0 0 0 0 0 0	8 14 0.00 3.000	13 26 0.00 0.600																
Matt Whisenant, L (8, 1) ERA: 4.3																											
Scott Service, R (8, 1) ERA: 3.61																											

AB	36
R	6
H	11
RBI	6
BB	3
SO	7
LOB	17



Batter	1	2	3	4	5	6	7	8	9	AB	R	H	RBI	BB	SO	LOB	BOTTOM											
Jermaine Allensworth, R (1, 8) OBP: 0.369, SLG: 0.411 Hal Morris, L (9, PH) OBP: 0.364, SLG: 0.422	G4-3 SF8 BB			0-0 G4-3 1B		2-1 P6		0-0 G4-3		1-2 L8	3	1	1	0	1	0	4											
Jose Offerman, S (1, 4) OBP: 0.386, SLG: 0.415	G4-3			3-2 G4-3		0-0 1B		2-2 G4-3		4	0	1	1	0	0	2												
Shane Mack, R (1, 7) OBP: 0.353, SLG: 0.470	SF8			1-2 P4		3-H K		1-2 G6-3		3	0	0	1	0	1	2												
Dean Palmer, R (1, 10) OBP: 0.326, SLG: 0.516	K			0-0 HR		2-2 1B 29		0-3 K		4	2	2	1	0	2	0												
Jeff King, R (1, 3) OBP: 0.329, SLG: 0.457				1-1 P4		0-0 P4		0-0 P5		4	0	0	0	0	1	1												
Jeff Conine, R (1, 9) OBP: 0.318, SLG: 0.454	F8			0-0 P6		3-2 1B 29		3-0 F8		4	0	1	0	0	0	0												
Terry Pendleton, S (1, 5) OBP: 0.313, SLG: 0.327	F9			0-0 F9		1-1 F7		0-0 F8		4	0	0	0	0	0	2												
29 Mike Sweeney, R (1, 2) OBP: 0.311, SLG: 0.387				1-0 HR		0-0 1B SH1-4		2-0 1B BB		4	2	3	2	0	0	0												
Mendy López, R (1, 6) OBP: 0.319, SLG: 0.385 Larry Sutton, L (6, PH) OBP: 0.297, SLG: 0.335 Luis Rivera, R (7, 6) OBP: 0.333, SLG: 0.320 Johnny Damon, L (9, PH) OBP: 0.331, SLG: 0.415	L8			1-0 L8		1-0 SH1-4		4-0 BB		3-2 G3	1	0	0	0	0	0												
Inning Stats	R: 1 H: 0 E: 0 K: 1 S: 9	H: 0 LOB: 0 BB: 1 P: 19	R: 0 H: 0 E: 0 K: 1 S: 6	H: 0 LOB: 0 BB: 0 P: 11	R: 1 H: 2 E: 0 K: 0 S: 9	H: 2 LOB: 1 BB: 0 P: 15	R: 1 H: 1 E: 0 K: 0 S: 6	H: 1 LOB: 0 BB: 0 P: 10	R: 1 H: 2 E: 0 K: 1 S: 9	H: 2 LOB: 3 BB: 1 P: 23	R: 0 H: 0 E: 0 K: 1 S: 9	H: 0 LOB: 0 BB: 0 P: 12	R: 0 H: 0 E: 0 K: 0 S: 3	H: 0 LOB: 0 BB: 0 P: 6	R: 0 H: 0 E: 0 K: 0 S: 9	H: 0 LOB: 0 BB: 0 P: 15	1B: 5 2B: 1 3B: 0 HR: 2	SF: 1 SAC: 1 DP: 0 HBP: 0	WP: 0 PB: 0 SB: 1 CS: 0	PA: 37								
PITCHER	IP WLS BF H R ER SO BB IBB HBP BLK WP HR S P ERA WHIP	IP WLS BF H R ER SO BB IBB HBP BLK WP HR S P ERA WHIP																										
Jarrod Washburn, L (1, 1) ERA: 4.38	5.0 W 13 3 1 1 1	3.0 W 13 3 1 1 1	0.2 2 0 0 0 0	0 0 0 0 0 0	0 0 0 0 0 0	0 0 0 0 0 0	0 0 0 0 0 0	0 0 0 0 0 0	0 0 0 0 0 0	23 41 3.00 1.333	6 11 0.00 0.000	3 4 0.00 0.000																
Pep Harris, R (6, 1) ERA: 4.22																												
Rich DeLucia, R (9, 1) ERA: 4.09																												
Mike Holtz, L (9, 1) ERA: 5.63																												

AB	33
R	5
H	8
RBI	5
BB	2
SO	4
LOB	11



Batter	1	2	3	4	5	6	7	8	9	AB	R	H	RBI	BB	SO	LOB	TOP							
11 Justin Baughman, R (1.4) OBP: 0.275, SLG: 0.320 Darin Erstad, L (8, PH) OBP: 0.357, SLG: 0.523 (8, 7)	0-3 K		2-1 1B	1-2 G3		0-2 1B		4-2 BB		4	0	2	2	0	1	2	Anaheim Angels @ Kansas City Royals Kauffman Stadium, Kansas City, MO Sun Jul 26 1998, 3:33 AM CDT Att: 20,702 - Cloudy - 67 F							
Jim Edmonds, L (1.8) OBP: 0.357, SLG: 0.492 Orlando Palmeiro, L (6, 8) OBP: 0.439, SLG: 0.533	1-3 K		3-1 1B		1-3 K	3-2 G4-3		2-2 G6-4-3		4	0	1	0	0	2	1								
Cecil Fielder, R (1.3) OBP: 0.337, SLG: 0.425	4-2 BB		0-3 K		1-2 1B		4-1 BB		1-1 G6-3 16 SF9 WP	3	1	2	0	2	1	2								
Tim Salmon, R (1.10) OBP: 0.406, SLG: 0.484	0-1 F7		2-1 P3		2-2 F4		2-2 F9		2-1 G6-3	5	0	0	0	0	0	6								
16 Garret Anderson, L (1.9) OBP: 0.346, SLG: 0.500		3-2 2B G4-3 1B	1-1 G4-3		1-2 F8		0-1 FC5-4		2-2 SF9	4	1	1	1	0	0	4								
Craig Shipley, R (1.5) OBP: 0.324, SLG: 0.381		0-0 G4-3 2B		0-2 G6-3		0-2 G3 1B 1B		1-0 G1-3		3-1 1B	5	1	3	0	0	1								
Phil Nevin, R (1.2) OBP: 0.322, SLG: 0.404		0-0 G4-3		4-1 FC4-6 BB		2-2 F4		1-1 F9		1-1 F6-4	4	0	0	1	1	0		3						
Norberto Martin, R (1.7) OBP: 0.240, SLG: 0.250 (8, 4)		2-3 3-H 1-2 G1-3		1-0 FC4-6 1B		0-1 G3 1B 1B		0-0 1B		4	1	3	0	0	0	1								
Gary Disarcina, R (1.6) OBP: 0.327, SLG: 0.404		0-0 G6-3		1-0 FC4-6 1B		1-0 G3		2-0 BB		4	0	1	0	0	0	5								
Inning Stats	R: 0 E: 0 K: 2 S: 10	H: 0 LOB: 1 BB: 1 P: 15	R: 1 E: 0 K: 0 S: 11	H: 2 LOB: 1 BB: 0 P: 15	R: 0 E: 0 K: 1 S: 11	H: 2 LOB: 2 BB: 0 P: 19	R: 0 E: 0 K: 0 S: 9	H: 1 LOB: 2 BB: 1 P: 16	R: 0 E: 0 K: 1 S: 13	H: 1 LOB: 1 BB: 0 P: 18	R: 2 E: 0 K: 0 S: 17	H: 3 LOB: 1 BB: 0 P: 22	R: 0 E: 0 K: 0 S: 8	H: 0 LOB: 1 BB: 1 P: 15	R: 0 E: 0 K: 0 S: 9	H: 2 LOB: 2 BB: 0 P: 18		R: 1 E: 0 K: 0 S: 11	H: 2 LOB: 1 BB: 0 P: 18	1B: 12 2B: 1 3B: 0 HR: 0	SF: 1 SAC: 0 DP: 1 HBP: 0	WP: 1 PB: 0 SB: 0 CS: 0	PA: 43	
PITCHER	IP	WLS	BF	H	R	ER	SO	BB	IBB	HBP	BLK	WP	HR	S	P	ERA	WHIP							
50 José Rosado, L (1.1) ERA: 4.04	6.0	W	29	9	3	3	4	2	0	0	0	0	0	71	105	4.50	1.833							
Ricky Bones, R (7.1) ERA: 2.55	1.0		4	0	0	0	0	1	0	0	0	0	0	8	15	0.00	1.000							
Jim Pittsley, R (8.1) ERA: 6.62	2.0		10	4	1	1	0	1	0	0	0	1	0	20	36	4.50	2.500							

Batter	1	2	3	4	5	6	7	8	9	AB	R	H	RBI	BB	SO	LOB	BOTTOM							
Johnny Damon, L (1.8) OBP: 0.332, SLG: 0.415 (5, 7)	1-0 P6		2-2 G1-6-3 1B			2-3 K		1-0 G4-3		5	0	2	1	0	1	0	Anaheim Angels @ Kansas City Royals Kauffman Stadium, Kansas City, MO Sun Jul 26 1998, 3:33 AM CDT Att: 20,702 - Cloudy - 67 F							
Jose Offerman, S (1.4) OBP: 0.390, SLG: 0.421	1-1 1B	4-1 1 SAFE G1-6-3 BB	0-0 1B			1-0 1B		0-3 K		4	2	3	1	1	1	0								
Hal Morris, L (1.3) OBP: 0.361, SLG: 0.418	2-1 1B	0-0 G1-6-3	0-0 G6-3			3-2 G6-3		2-1 G6-3		5	1	1	0	0	0	5								
Dean Palmer, R (1.5) OBP: 0.327, SLG: 0.515	2-1 1B	0-1 F9			0-0 G6-3		2-1 1B			4	1	2	2	0	0	1								
Terry Pendleton, S (1.10) OBP: 0.319, SLG: 0.333	0-0 2B		1-2 G4-3		1-2 G5-3		0-0 1B			4	1	2	1	0	0	0								
Jeff Conine, R (1.9) OBP: 0.318, SLG: 0.457 Jermaine Allensworth, R (5, 8) OBP: 0.367, SLG: 0.499	3-2 1B		0-1 E6 F8 1B		2-3 K		0-3 K			3	2	1	2	0	1	0								
Larry Sutton, L (1.7) OBP: 0.296, SLG: 0.333 (5, 9)	2-2 WP		3-1 F8		2-2 F8		1-0 F9			4	0	1	1	0	0	1								
29 Mike Sweeney, R (1.2) OBP: 0.310, SLG: 0.380	0-0 P4		4-0 1B 1B BB		0-2 G5-3		2-1 F9			3	1	0	0	1	0	1								
Mendy López, R (1.6) OBP: 0.315, SLG: 0.377	2-1 G6-3		0-0 1B 1B		2-2 F4		1-0 F8			4	1	1	1	0	0	1								
Inning Stats	R: 5 E: 0 K: 0 S: 17	H: 6 LOB: 1 BB: 0 P: 30	R: 0 E: 0 K: 0 S: 6	H: 1 LOB: 1 BB: 1 P: 12	R: 3 E: 1 K: 0 S: 18	H: 3 LOB: 2 BB: 1 P: 30	R: 0 E: 0 K: 1 S: 8	H: 0 LOB: 0 BB: 0 P: 11	R: 0 E: 0 K: 2 S: 10	H: 0 LOB: 0 BB: 0 P: 14	R: 1 E: 0 K: 2 S: 13	H: 3 LOB: 2 BB: 0 P: 21	R: 0 E: 0 K: 0 S: 4	H: 0 LOB: 0 BB: 0 P: 8	R: 0 E: 0 K: 1 S: 6	H: 0 LOB: 0 BB: 0 P: 9		R: 0 E: 0 K: 1 S: 6	H: 0 LOB: 0 BB: 0 P: 9	1B: 11 2B: 2 3B: 0 HR: 0	SF: 0 SAC: 0 DP: 1 HBP: 0	WP: 1 PB: 0 SB: 1 CS: 0	PA: 39	
PITCHER	IP	WLS	BF	H	R	ER	SO	BB	IBB	HBP	BLK	WP	HR	S	P	ERA	WHIP							
Omar Olivares, R (1.1) ERA: 4.27	3.0	L	21	10	8	5	0	2	0	0	0	0	0	41	72	15.00	4.000							
Steve Sparks, R (4.1) ERA: 4.81	3.0		12	3	1	1	3	0	0	0	0	0	0	31	46	3.00	1.000							
Greg Cadaret, L (7.1) ERA: 4.6	2.0		6	0	0	0	1	0	0	0	0	0	0	10	17	0.00	0.000							



Batter	1	2	3	4	5	6	7	8	9	AB	R	H	RBI	BB	SO	LOB	TOP								
Jim Edmonds, L (1, 8) OBP: 0.397, SLG: 0.491	G3-1		FC4-6 1B HBP	1B	2-1 1B		G1-3		L5	5	1	2	0	0	0	1									
Craig Shipley, R (1, 5) OBP: 0.318, SLG: 0.366	G6-3		FC4-6 HBP		F8		G1-3		G1-3	4	0	0	0	0	0	2									
Darin Erstad, L (1, 7) (8, 3)	G3		FC4-6 1B 2B		L3-1		G6-3			4	1	0	0	0	0	2									
Cecil Fielder, R (1, 3) Otiando Palmeiro, L (8, 7) OBP: 0.438, SLG: 0.533		4-1 HR BB	2B 1B		F9			2-1 HR		3	2	2	1	0	0										
Tim Salmon, R (1, 10) OBP: 0.407, SLG: 0.500		0-0 HR	1B 2B		G1-3			G6-3		4	1	2	3	0	0	0									
16 Garret Anderson, L (1, 9) OBP: 0.347, SLG: 0.501	G3-1		IBB		G6-3		G6-3		K	3	0	1	0	1	1	0									
Phil Nevin, R (1, 2) OBP: 0.320, SLG: 0.419		HR	G6-4-3		G6-3			G6-3		4	1	1	1	0	1	4									
Norberto Martin, R (1, 4) OBP: 0.234, SLG: 0.244		K			F7		G6-3		G5-3	4	0	0	0	0	1	1									
Gary Disarcina, R (1, 6) OBP: 0.326, SLG: 0.402	G5-3				F9		G4-3		1B	4	0	1	0	0	0	1									
Inning Stats	R: 0 H: 0 E: 0 K: 0 S: 9	H: 0 LOB: 0 BB: 0 P: 13	R: 3 H: 2 E: 0 K: 1 S: 10	H: 2 LOB: 0 BB: 1 P: 17	R: 2 H: 3 E: 0 K: 0 S: 14	H: 1 LOB: 1 BB: 0 P: 10	R: 0 H: 0 E: 0 K: 0 S: 7	H: 1 LOB: 0 BB: 0 P: 12	R: 0 H: 0 E: 0 K: 0 S: 6	R: 1 H: 1 E: 0 K: 2 S: 10	H: 1 LOB: 0 BB: 0 P: 17	R: 0 H: 1 E: 0 K: 0 S: 7	H: 1 LOB: 1 BB: 0 P: 11	1B: 4 2B: 2 3B: 0 HR: 3	SF: 0 SAC: 0 DP: 1 HBP: 1	WP: 0 PB: 0 SB: 1 CS: 0	PA: 38								
PITCHER	IP	WLS	BF	H	R	ER	SO	BB	IBB	HBP	BLK	WP	HR	S	P	ERA	WHIP								
Pat Rapp, R (1, 1) ERA: 4.92	6.0	L	27	7	5	5	1	1	1	1	0	0	2	54	95	7.50	1.333								
Chris Haney, L (7, 1) ERA: 7.55	3.0		11	2	1	1	2	0	0	0	0	0	1	23	41	3.00	0.667								

Anaheim Angels @ Kansas City Royals
Kauffman Stadium, Kansas City, MO
Mon Jul 27 1998, 7:05 PM CDT
Att: 17,252 - Cloudy - 72 F

AB	35
R	6
H	9
RBI	6
BB	2
SO	3
LOB	11



livebaseballscorecards.com

Batter	1	2	3	4	5	6	7	8	9	AB	R	H	RBI	BB	SO	LOB	BOTTOM								
Johnny Damon, L (1, 9) OBP: 0.331, SLG: 0.412	2B BB		F8		K			F7		3	0	0	0	1	1	0									
Jermaine Allensworth, R (1, 8) OBP: 0.366, SLG: 0.465	K		F8			4-0 S BB		G5-3		3	0	0	0	1	1	1									
Jose Offerman, S (1, 4) OBP: 0.394, SLG: 0.425	0-0				3-2 2B 1B			F8		3	1	2	0	1	0	1									
Dean Palmer, R (1, 5) OBP: 0.327, SLG: 0.515	1-3				1-0 1-H 2B			P3		4	0	1	1	0	1	4									
Jeff King, R (1, 3) OBP: 0.329, SLG: 0.454	G5-3				4-2 L3 BB			F7		3	0	0	0	1	0	3									
Shane Mack, R (1, 7) OBP: 0.347, SLG: 0.460			K		3-3 K			G1-3		4	0	0	0	0	3	2									
Terry Pendleton, S (1, 10) OBP: 0.317, SLG: 0.339			F7		L3			G4-3		4	0	1	0	0	0	2									
Sal Fasano, R (1, 2) OBP: 0.310, SLG: 0.335			F4							2	0	0	0	0	0	0									
Hal Morris, L (9, PH) OBP: 0.360, SLG: 0.417					G5-3					1	0	0	0	0	0	1									
Mendy López, R (1, 6) OBP: 0.303, SLG: 0.361			G5-3					G4-3		3	0	0	0	0	0	1									
					G5-3			HBP																	
								F6-4																	
Inning Stats	R: 0 H: 1 E: 0 K: 2 S: 15	H: 0 LOB: 2 BB: 1 P: 22	R: 0 H: 0 E: 0 K: 1 S: 6	H: 0 LOB: 0 BB: 0 P: 10	R: 0 H: 0 E: 0 K: 0 S: 5	H: 0 LOB: 0 BB: 0 P: 8	R: 1 H: 2 E: 0 K: 1 S: 17	H: 2 LOB: 1 BB: 1 P: 28	R: 0 H: 0 E: 0 K: 1 S: 9	H: 0 LOB: 0 BB: 0 P: 12	R: 0 H: 0 E: 0 K: 0 S: 7	H: 0 LOB: 1 BB: 0 P: 12	R: 0 H: 0 E: 0 K: 0 S: 12	H: 0 LOB: 1 BB: 1 P: 22	R: 0 H: 1 E: 0 K: 1 S: 15	H: 1 LOB: 0 BB: 0 P: 26	1B: 1 2B: 4 3B: 0 HR: 0	SF: 0 SAC: 0 DP: 1 HBP: 1	WP: 0 PB: 0 SB: 1 CS: 0	PA: 35					
PITCHER	IP	WLS	BF	H	R	ER	SO	BB	IBB	HBP	BLK	WP	HR	S	P	ERA	WHIP								
Allen Watson, L (1, 1) ERA: 9.25	5.1	W	21	3	1	1	5	3	0	0	0	0	0	56	91	1.69	1.125								
Shigetoshi Hasegawa, R (6, 1) ERA: 3.16	3.2	S	14	1	0	0	1	1	0	1	0	0	0	39	65	0.00	0.545								

Anaheim Angels @ Kansas City Royals
Kauffman Stadium, Kansas City, MO
Mon Jul 27 1998, 7:05 PM CDT
Att: 17,252 - Cloudy - 72 F

AB	30
R	1
H	4
RBI	1
BB	4
SO	6
LOB	15



livebaseballscorecards.com

Batter	1	2	3	4	5	6	7	8	9	AB	R	H	RBI	BB	SO	LOB	TOP									
Chuck Knoblauch , R (1,4) OBP: 0.371, SLG: 0.387	0-1 F9	4-2 BB		0-2 F9		2-2 E6 FC4-6		0-0 F8		4	0	0	1	1	0	3	<p>New York Yankees @ Anaheim Angels Edison International Field, Anaheim, CA</p> <p>Tue Jul 28 1998, 10:05 PM EDT Att: 36,241 - Unknown - 85 F</p> <p>livebaseballscores.com</p>									
2 Derek Jeter , R (1,6) OBP: 0.373, SLG: 0.480	1-0 HR	3-3 K		3-2 CS 1B		1-0 FC4-6 E		3-1 F9		5	2	2	2	0	1	5										
Paul O'Neill , L (1,9) OBP: 0.365, SLG: 0.495	0-0 G4-6-3 1B	0-0 SF8		3-2 CS 1-2	0-0 F7	0-0 E 1B		2-0 F8		4	0	2	2	0	0	0										
Bernie Williams , S (1,8) OBP: 0.454, SLG: 0.614	3-1 G4-6-3 1-2	1-1 F8		1-1 HR	2-0 HR	3-2 E2 1B		1-1 F8		5	1	2	2	0	0	3										
Tino Martinez , L (1,3) OBP: 0.352, SLG: 0.463		1-2 HR 1B	0-0 F8		1-1 2-4 1B	1-1 P5		0-1 G6-3		5	1	2	0	0	0	2										
Darryl Strawberry , L (1,10) OBP: 0.389, SLG: 0.569 Shane Spencer , R (9,PH) OBP: 0.125, SLG: 0.143		1-0 HR	2-3 K		3-3 K		4-2 BB	1-2 1B		3	1	1	2	1	2	1										
Chad Curtis , R (1,7) OBP: 0.370, SLG: 0.384		1-0 SH BB 1B	2-2 P4		1-0 2-4 1-2	1-1 E5 1B FC4-6	0-2 F8	2-3 K	2-3 K	5	2	1	0	0	1	2										
Scott Brosius , R (1,5) OBP: 0.374, SLG: 0.436		1-0 BB SH SF8 1B		0-2 2 1B		0-0 F8	2-3 K			4	1	2	0	0	1	2										
Joe Girardi , R (1,2) OBP: 0.306, SLG: 0.355		0-0 SH BB		2-0 F9		1-0 FC4-6 E 1B	1-3 K			3	1	1	0	0	1	2										
Inning Stats	R: 1 E: 0 K: 0 S: 6	H: 2 LOB: 0 BB: 0 P: 10	R: 4 E: 0 K: 1 S: 17	H: 4 LOB: 2 BB: 1 P: 28	R: 0 E: 0 K: 1 S: 8	H: 0 LOB: 0 BB: 0 P: 12	R: 0 E: 0 K: 0 S: 14	H: 2 LOB: 1 BB: 0 P: 21	R: 1 E: 0 K: 1 S: 7	H: 2 LOB: 1 BB: 0 P: 14	R: 3 E: 3 K: 0 S: 17	H: 3 LOB: 2 BB: 0 P: 26	R: 0 E: 0 K: 2 S: 13	H: 0 LOB: 1 BB: 1 P: 20	R: 0 E: 0 K: 0 S: 4	H: 0 LOB: 0 BB: 0 P: 9		R: 0 E: 0 K: 1 S: 12	H: 1 LOB: 1 BB: 0 P: 16	1B: 11 2B: 0 3B: 0 HR: 3	SF: 1 SAC: 1 DP: 1 HBP: 0	WP: 0 PB: 0 SB: 0 CS: 1	PA: 44			
PITCHER	IP	WLS	BF	H	R	ER	SO	BB	IBB	HBP	BLK	WP	HR	S	P	ERA		WHIP								
Jason Dickson , R (1,1) ERA: 6.0	5.1	L	28	11	8	6	3	1	0	0	0	0	3	56	91	10.12		2.250								
Pep Harris , R (6,1)	0.1		2	0	0	0	0	0	0	0	0	0	0	4	7	0.00	0.000									
Greg Cadaret , L (6,1) ERA: 4.15	3.1		14	3	1	0	3	1	0	0	0	0	0	38	58	0.00	1.200									

Batter	1	2	3	4	5	6	7	8	9	AB	R	H	RBI	BB	SO	LOB	BOTTOM									
Jim Edmonds , L (1,8) OBP: 0.356, SLG: 0.488	0-3 K		0-0 E 1B		2-1 G4-3		1-2 FC5-4 1-2		2-1 G1-3	5	1	1	0	0	1	3	<p>New York Yankees @ Anaheim Angels Edison International Field, Anaheim, CA</p> <p>Tue Jul 28 1998, 10:05 PM EDT Att: 36,241 - Unknown - 85 F</p> <p>livebaseballscores.com</p>									
Dave Hollins , S (1,5) OBP: 0.332, SLG: 0.386 Craig Shipley , R (8,5) OBP: 0.318, SLG: 0.366	2-2 F7-4 2B		0-2 P5		2-2 G5-3		1-3 K			4	0	1	0	0	1	2										
Darin Erstad , L (1,7) OBP: 0.357, SLG: 0.522	4-2 BB		1-1 E8 1H 1B		0-1 E 16 2B		1-1 F8			3	1	2	0	1	0	0										
Cecil Fielder , R (1,3) OBP: 0.338, SLG: 0.431	0-1 F7-4 2-3		3-2 G4-3		3-1 G6-3		2-2 F8			4	0	0	0	0	0	4										
Tim Salmon , R (1,10) OBP: 0.408, SLG: 0.510		0-0 HR		0-0 F7		4-1 E 16 FC3-6 BB		2-2 G4-3		3	1	1	1	1	0	0										
16 Garret Anderson , L (1,9) OBP: 0.346, SLG: 0.499		1-2 F7		0-3 K		0-0 FC3-6 1-2 2H		1-0 E 11 G5-3 1B		4	0	1	0	0	1	1										
Matt Walbeck , S (1,2) OBP: 0.306, SLG: 0.354		1-3 K		1-1 HBP		1-3 K		2-2 E 11 G5-3 1B		3	0	1	0	0	2	1										
11 Justin Baughman , R (1,4) OBP: 0.269, SLG: 0.313		2-2 G4-3		0-3 K		2-2 F8		2-1 E 11 G5-3 1B		4	0	0	0	0	1	3										
Gary Disarcina , R (1,6) OBP: 0.325, SLG: 0.401			1-0 F9		0-1 G5-3		0-0 FC5-4 1B		2-3 K	4	0	1	0	0	1	2										
Inning Stats	R: 0 E: 0 K: 1 S: 11	H: 1 LOB: 1 BB: 1 P: 17	R: 1 E: 0 K: 1 S: 10	H: 1 LOB: 0 BB: 0 P: 14	R: 1 E: 1 K: 0 S: 11	H: 2 LOB: 1 BB: 0 P: 16	R: 0 E: 0 K: 2 S: 8	H: 0 LOB: 1 BB: 0 P: 9	R: 0 E: 0 K: 1 S: 7	H: 0 LOB: 0 BB: 0 P: 11	R: 1 E: 1 K: 1 S: 9	H: 1 LOB: 1 BB: 1 P: 17	R: 0 E: 0 K: 1 S: 10	H: 1 LOB: 1 BB: 0 P: 14	R: 0 E: 0 K: 0 S: 8	H: 0 LOB: 0 BB: 0 P: 13		R: 0 E: 0 K: 1 S: 12	H: 2 LOB: 2 BB: 0 P: 20	1B: 5 2B: 3 3B: 0 HR: 1	SF: 0 SAC: 0 DP: 1 HBP: 1	WP: 0 PB: 0 SB: 0 CS: 0	PA: 37			
PITCHER	IP	WLS	BF	H	R	ER	SO	BB	IBB	HBP	BLK	WP	HR	S	P	ERA		WHIP								
David Cone , R (1,1) ERA: 3.33	7.0	W	29	6	3	1	6	2	0	1	0	0	0	66	98	1.29		1.143								
Mike Stanton , L (8,1) ERA: 5.7	2.0		8	2	0	0	1	0	0	0	0	0	0	20	33	0.00	1.000									

Batter	1	2	3	4	5	6	7	8	9	AB	R	H	RBI	BB	SO	LOB	TOP								
Chuck Knoblauch, R (1,4) OBP: 0.367, SLG: 0.383	L4		F8			F7		K		4	0	0	0	0	1	1	New York Yankees @ Anaheim Angels Edison International Field, Anaheim, CA Wed Jul 29 1998, 10:05 PM EDT Att: 38,829 - Unknown - 77 F								
2 Derek Jeter, R (1,6) OBP: 0.374, SLG: 0.488	G4-3		HR			K		K	2B 1B	4	2	2	1	0	1	0									
Paul O'Neill, L (1,9) OBP: 0.366, SLG: 0.498	1B		G3			K		K	1-H 2B	4	0	2	2	0	1	0									
Bernie Williams, S (1,8) OBP: 0.448, SLG: 0.604	G3-1				F7		K	G4-3		4	0	0	0	0	1	2									
Tino Martinez, L (1,3)		G4-3		G4-3			HR		1B	4	1	2	1	0	0	0									
Darryl Strawberry, L (1,10) OBP: 0.378, SLG: 0.577		HR		K			K		K	4	1	1	1	0	3	1									
20 Jorge Posada, S (1,2) OBP: 0.372, SLG: 0.490		F8			F8			F7		4	0	0	0	0	0	1									
Chad Curtis, R (1,7) OBP: 0.369, SLG: 0.380		G6-3			G3			F8	2B BB	3	1	0	0	1	0	1									
Scott Brosius, R (1,5) OBP: 0.371, SLG: 0.432			G1-3		G5-3			K		3	0	0	0	0	1	1									
Inning Stats	R: 0 E: 0 K: 0 S: 11	H: 1 LOB: 1 BB: 0 P: 18	R: 1 E: 0 K: 0 S: 9	H: 1 LOB: 0 BB: 0 P: 14	R: 1 E: 0 K: 0 S: 9	H: 1 LOB: 0 BB: 0 P: 12	R: 0 E: 0 K: 1 S: 9	H: 0 LOB: 0 BB: 0 P: 14	R: 0 E: 0 K: 2 S: 6	H: 0 LOB: 0 BB: 0 P: 9	R: 0 E: 0 K: 2 S: 11	H: 0 LOB: 0 BB: 0 P: 15	R: 1 E: 0 K: 2 S: 12	H: 1 LOB: 0 BB: 0 P: 18	R: 2 E: 0 K: 2 S: 14	H: 2 LOB: 1 BB: 1 P: 28	R: 0 E: 0 K: 1 S: 13	H: 1 LOB: 1 BB: 0 P: 20	1B: 3 2B: 1 3B: 0 HR: 3	SF: 0 SAC: 0 DP: 0 HBP: 0	WP: 0 PB: 0 SB: 1 CS: 0	PA: 35			
PITCHER	IP	WLS	BF	H	R	ER	SO	BB	IBB	HBP	BLK	WP	HR	S	P	ERA	WHIP								
Steve Sparks, R (1,1) ERA: 4.95	7.2	W	29	5	5	5	7	1	0	0	0	0	3	77	119	5.87	0.783								
Mike Holtz, L (8,1) ERA: 5.55	0.1		2	1	0	0	0	0	0	0	0	0	0	4	9	0.00	3.000								
Troy Percival, R (9,1) ERA: 3.02	1.0		4	1	0	0	1	0	0	0	0	0	0	13	20	0.00	1.000								

Batter	1	2	3	4	5	6	7	8	9	AB	R	H	RBI	BB	SO	LOB	BOTTOM									
Orlando Palmeiro, L (1,7) OBP: 0.472, SLG: 0.580	L6		FC1-6	1B	1B		G4-3			5	1	4	2	0	0	0	New York Yankees @ Anaheim Angels Edison International Field, Anaheim, CA Wed Jul 29 1998, 10:05 PM EDT Att: 38,829 - Unknown - 77 F									
Jim Edmonds, L (1,8) OBP: 0.354, SLG: 0.484	L6		K	S	K		K			5	1	1	1	0	3	4										
Darin Erstad, L (1,3) OBP: 0.357, SLG: 0.520	G4-3		FC1-6	1B	F7			16 G4-6-3		5	1	2	1	0	0	3										
Tim Salmon, R (1,10) OBP: 0.411, SLG: 0.522		16 2B	G5-3	1B	HR		F9	F8		5	2	3	2	0	0	2										
16 Garret Anderson, L (1,9) OBP: 0.352, SLG: 0.508		1B		2B			11 FC6-4	G4-6-3		5	2	4	0	0	0	1										
Dave Hollins, S (1,5) OBP: 0.334, SLG: 0.390		11 G6-3					1B			4	1	2	2	0	1	3										
Craig Shipley, R (7,5) OBP: 0.318, SLG: 0.366		11 G6-3		K			F9			0	0	0	0	0	0	0										
Phil Nevin, R (1,2) OBP: 0.314, SLG: 0.409		K			G5-3		P5			4	0	0	0	0	2	6										
11 Justin Baughman, R (1,4) OBP: 0.274, SLG: 0.317		G6-3		1B	1B		FC6-4			4	1	2	1	0	0	3										
Gary Disarcina, R (1,6) OBP: 0.324, SLG: 0.399		P4		1B	F9			G5-3		4	1	1	1	0	0	2										
Inning Stats	R: 0 E: 0 K: 0 S: 6	H: 3 LOB: 1 BB: 0 P: 28	R: 2 E: 0 K: 1 S: 16	H: 3 LOB: 1 BB: 0 P: 28	R: 0 E: 0 K: 1 S: 12	H: 1 LOB: 1 BB: 0 P: 18	R: 8 E: 0 K: 2 S: 29	H: 9 LOB: 1 BB: 0 P: 41	R: 0 E: 0 K: 1 S: 13	H: 2 LOB: 2 BB: 0 P: 16	R: 0 E: 0 K: 1 S: 7	H: 0 LOB: 0 BB: 0 P: 9	R: 0 E: 0 K: 1 S: 4	H: 1 LOB: 0 BB: 0 P: 5	1B: 14 2B: 5 3B: 0 HR: 1	SF: 0 SAC: 0 DP: 2 HBP: 0		WP: 0 PB: 0 SB: 3 CS: 0	PA: 41							
PITCHER	IP	WLS	BF	H	R	ER	SO	BB	IBB	HBP	BLK	WP	HR	S	P	ERA		WHIP								
Orlando Hernandez, R (1,1) ERA: 3.68	3.1	L	22	13	10	10	3	0	0	0	0	0	0	53	82	27.00		3.900								
Darren Holmes, R (4,1) ERA: 4.05	2.2		13	5	0	0	2	0	0	0	0	0	0	36	52	0.00		1.875								
Graeme Lloyd, L (7,1) ERA: 1.9	1.0		3	0	0	0	1	0	0	0	0	0	0	7	9	0.00		0.000								
52 Mike Buddie, R (8,1) ERA: 4.26	1.0		3	1	0	0	0	0	0	0	0	0	0	4	5	0.00		1.000								

Batter	1	2	3	4	5	6	7	8	9	10	AB	R	H	RBI	BB	SO	LOB							
Chuck Knoblauch, R OBP: 0.363, SLG: 0.378	G6-3		F9		K		P4		P3		5	0	0	0	0	1	3							
2 Derek Jeter, R OBP: 0.375, SLG: 0.486	E5		BB 1B		F7		K			BB 1B BB	4	1	1	0	1	1	1							
Paul O'Neill, L OBP: 0.368, SLG: 0.496										BB BB BB	3	1	1	0	2	2	1							
Bernie Williams, S OBP: 0.450, SLG: 0.600	P3						E5			BB BB BB	2	1	0	0	3	0	2							
Tino Martinez, L OBP: 0.354, SLG: 0.471	G3									BB BB BB	5	0	2	2	0	2	6							
Tim Lincecum, S OBP: 0.379, SLG: 0.373		F8								BB BB BB	4	0	0	0	1	1	3							
Shane Spencer, R OBP: 0.182, SLG: 0.111		F9								BB BB BB	2	0	0	0	1	1	0							
Darryl Strawberry, L OBP: 0.391, SLG: 0.577										BB BB BB	0	0	0	0	1	0	0							
Chad Curtis, R OBP: 0.368, SLG: 0.380										BB BB BB	0	0	0	1	0	0	0							
Scott Brosius, R OBP: 0.367, SLG: 0.427		P4					G4-3			BB BB BB	4	0	0	0	0	1	4							
Joe Girardi, R OBP: 0.308, SLG: 0.355										BB BB BB	3	0	1	0	0	0	0							
20 Jorge Posada, S OBP: 0.369, SLG: 0.466										BB BB BB	2	0	0	0	0	1	4							
Inning Stats	R: 0 E: 1 K: 0 S: 9	H: 0 LOB: 2 BB: 1 P: 17	R: 0 E: 0 K: 0 S: 4	H: 0 LOB: 0 BB: 0 P: 6	R: 0 E: 0 K: 1 S: 14	H: 2 LOB: 3 BB: 1 P: 25	R: 0 E: 0 K: 2 S: 11	H: 0 LOB: 0 BB: 0 P: 14	R: 0 E: 0 K: 2 S: 12	H: 1 LOB: 1 BB: 0 P: 18	R: 0 E: 0 K: 1 S: 9	H: 1 LOB: 2 BB: 2 P: 18	R: 0 E: 0 K: 1 S: 6	H: 0 LOB: 0 BB: 0 P: 10	R: 0 E: 0 K: 0 S: 8	H: 0 LOB: 2 BB: 1 P: 15	R: 3 E: 0 K: 1 S: 18	H: 1 LOB: 2 BB: 4 P: 39	1B: 5 2B: 1 3B: 0 HR: 0	SF: 1 SAC: 1 DP: 1 HBP: 0	WP: 0 PB: 0 SB: 2 CS: 2	PA: 45		
PITCHER	IP	WLS	BF	H	R	ER	SO	BB	IBB	HBP	BLK	WP	HR	S	P	ERA	WHIP							
Chuck Finley, L ERA: 2.96	8.0		33	4	0	0	9	4	0	0	0	0	0	8	15	0.00	1.000							
Troy Percival, R ERA: 2.96	1.0		4	0	0	0	1	0	0	0	0	0	0	6	18	∞	∞							
Rich DeLucia, R ERA: 4.82	0.0	L	3	0	3	3	0	3	0	0	0	0	0	3	3	∞	∞							
Mike Holtz, L ERA: 5.55	0.0		1	1	0	0	0	0	0	0	0	0	0	3	3	∞	∞							
Shigetoshi Hasegawa, R ERA: 5.12	1.0		4	0	0	0	1	1	0	0	0	0	0	9	18	0.00	1.000							

TOP

New York Yankees @ Anaheim Angels
Edison International Field, Anaheim, CA

Thu Jul 30 1998, 10:05 PM EDT
Att: 42,915 - Unknown - 76 F

AB	34
R	3
H	5
RBI	3
BB	9
SO	10
LOB	24

Batter	1	2	3	4	5	6	7	8	9	10	AB	R	H	RBI	BB	SO	LOB							
11 Justin Baughman, R OBP: 0.273, SLG: 0.315	G6-3						G1-6-3				4	0	1	0	0	1	2							
Darin Erstad, L OBP: 0.358, SLG: 0.516											4	0	0	0	1	1	2							
Cecil Fielder, R OBP: 0.339, SLG: 0.430											5	0	2	0	0	0	2							
Tim Salmon, R OBP: 0.408, SLG: 0.515											4	0	0	0	1	2	1							
Dave Hollins, S OBP: 0.337, SLG: 0.391											2	0	1	0	1	1	2							
Craig Shipley, R OBP: 0.313, SLG: 0.359											2	0	0	0	0	0	0							
16 Garret Anderson, L OBP: 0.354, SLG: 0.509											5	0	3	0	0	0	3							
Matt Walbeck, S OBP: 0.303, SLG: 0.350											3	0	0	0	0	0	0							
Jim Edmonds, L OBP: 0.353, SLG: 0.483											1	0	0	0	0	0	2							
Phil Nevin, R OBP: 0.317, SLG: 0.412											1	0	1	0	0	0	0							
Norberto Martin, R OBP: 0.236, SLG: 0.246											3	0	1	0	0	0	0							
Orlando Palmeiro, L OBP: 0.495, SLG: 0.558											2	0	0	0	0	0	2							
Gary Disarcina, R OBP: 0.329, SLG: 0.401											3	0	2	0	1	0	0							
Inning Stats	R: 0 E: 0 K: 2 S: 14	H: 1 LOB: 2 BB: 1 P: 27	R: 0 E: 0 K: 0 S: 10	H: 1 LOB: 0 BB: 0 P: 12	R: 0 E: 0 K: 1 S: 9	H: 0 LOB: 0 BB: 0 P: 10	R: 0 E: 0 K: 0 S: 6	H: 0 LOB: 1 BB: 1 P: 12	R: 0 E: 0 K: 0 S: 7	H: 1 LOB: 1 BB: 1 P: 13	R: 0 E: 0 K: 1 S: 13	H: 2 LOB: 2 BB: 0 P: 23	R: 0 E: 0 K: 0 S: 11	H: 2 LOB: 2 BB: 0 P: 16	R: 0 E: 1 K: 1 S: 11	H: 1 LOB: 2 BB: 0 P: 17	R: 0 E: 0 K: 0 S: 8	H: 1 LOB: 2 BB: 1 P: 16	R: 0 E: 0 K: 0 S: 11	H: 2 LOB: 2 BB: 0 P: 15	1B: 11 2B: 0 3B: 0 HR: 0	SF: 0 SAC: 1 DP: 0 HBP: 0	WP: 1 PB: 0 SB: 0 CS: 0	PA: 44
PITCHER	IP	WLS	BF	H	R	ER	SO	BB	IBB	HBP	BLK	WP	HR	S	P	ERA	WHIP							
Andy Pettitte, L ERA: 3.54	7.0		29	7	0	0	4	3	0	0	0	1	0	70	113	0.00	1.429							
Ramiro Mendoza, R ERA: 3.47	2.0	W	10	2	0	0	1	0	1	0	0	0	0	19	33	0.00	1.000							
42 Mariano Rivera, R ERA: 1.34	1.0	S	5	2	0	0	0	0	0	0	0	0	0	11	15	0.00	2.000							

BOTTOM

New York Yankees @ Anaheim Angels
Edison International Field, Anaheim, CA

Thu Jul 30 1998, 10:05 PM EDT
Att: 42,915 - Unknown - 76 F

AB	39
R	0
H	11
RBI	0
BB	4
SO	5
LOB	16

Batter	1	2	3	4	5	6	7	8	9	AB	R	H	RBI	BB	SO	LOB	TOP			
Darren Lewis, R OBP: 0.367, SLG: 0.386 (1, 8)	G1-3		K					G4-3	K	4	0	0	1	1	2	2				
John Valentin, R OBP: 0.347, SLG: 0.450 (1, 5)	FC6-4 1B BB		G5-3					2-3 3-H 4-2	1B HR BB	2	1	0	0	2	1	1				
Mo Vaughn, L OBP: 0.398, SLG: 0.587 (1, 10)	1-0 FC6-4 1-2 1B			4-0 FC6-4 BB				0-0 1-2 HR 1B		3	1	2	1	1	1	1				
Nomar Garciaparra, R OBP: 0.367, SLG: 0.588 (1, 6)	FC6-4 1-2 2-3			0-2 FC6-4 G3-6 1-2f				3-2 G5-3 1-H 2-H HR		4	1	1	3	0	0	3				
Troy O'Leary, L OBP: 0.305, SLG: 0.487 (1, 7)	3-1 G3			0-0 G3-6 1-2f				3-2 F7 0-3 K		4	0	0	0	0	1	4				
Mike Stanley, R OBP: 0.355, SLG: 0.474 (1, 3)		0-0 G5-3			4-1 FC4-6 BB			2-1 P4	2-0 HR 2B	3	1	1	0	1	0	0				
Darren Bragg, L OBP: 0.362, SLG: 0.455 (1, 9)	1-1 F8			0-1 FC4-6 G6-3 1-2f				1-0 F7	1-3 K	4	0	0	0	0	1	2				
Scott Hatteberg, L OBP: 0.362, SLG: 0.455 (8, PR)	0-2 G1-3			0-1 G6-3 1-2f				4-2 2B G4-3 BB	1-0 2-H HR	2	0	0	0	1	0	1				
Donnie Sadler, R OBP: 0.220, SLG: 0.348 (8, 2)										0	1	0	0	0	0	0				
Jason Varitek, S OBP: 0.308, SLG: 0.382 (8, 2)										1	1	1	2	0	0	0				
Mike Benjamin, R OBP: 0.327, SLG: 0.380 (1, 4)				0-3 K				3-3 K2-3	0-0 G4-3 1-3 1B 2B	4	1	1	0	0	3	0				
Inning Stats	R: 0 E: 0 K: 0 S: 9	H: 1 LOB: 2 BB: 1 P: 20	R: 0 E: 0 K: 0 S: 6	H: 0 LOB: 0 BB: 0 P: 7	R: 0 E: 0 K: 2 S: 7	H: 0 LOB: 0 BB: 0 P: 9	R: 0 E: 0 K: 0 S: 5	H: 0 LOB: 0 BB: 1 P: 9	R: 0 E: 0 K: 3 S: 13	H: 0 LOB: 1 BB: 1 P: 24	R: 0 E: 0 K: 0 S: 8	H: 0 LOB: 0 BB: 0 P: 16	R: 5 E: 0 K: 1 S: 16	H: 3 LOB: 1 BB: 2 P: 26	R: 2 E: 0 K: 3 S: 12	H: 2 LOB: 0 BB: 0 P: 18	1B: 2 2B: 2 3B: 0 HR: 2	SF: 0 SAC: 0 DP: 2 HBP: 0	WP: 0 PB: 0 SB: 1 CS: 1	PA: 37
PITCHER	IP WLS BF H R ER SO BB IBB HBP BLK WP HR S P ERA WHIP																			
Omar Olivares, R ERA: 4.22 (8, 1)	7.2 L 29 2 3 3 5 6 0 0 0 0 0 0 64 114 3.52 1.043																			
Greg Cadaret, L ERA: 4.41 (8, 1)	0.0 0 1 1 0 0 0 0 0 0 0 0 0 1 1 1 1 1 1 1 1 1																			
Shigetoshi Hasegawa, R ERA: 3.23 (8, 1)	0.1 2 1 2 2 1 0 0 0 0 0 0 1 4 5 54.00 3.000																			
Rich DeLucia, R ERA: 4.88 (9, 1)	1.0 5 2 2 2 3 0 0 0 0 0 0 1 12 18 18.00 2.000																			

Boston Red Sox @ Anaheim Angels
Edison International Field, Anaheim, CA
Fri Jul 31 1998, 10:05 PM EDT
Att: 43,390 - Unknown - 76 F

AB 31
R 7
H 6
RBI 7
BB 6
SO 9
LOB 14



Batter	1	2	3	4	5	6	7	8	9	AB	R	H	RBI	BB	SO	LOB	BOTTOM					
Darin Erstad, L OBP: 0.397, SLG: 0.514 (1, 7)	F7		G4-3					G1-3 1B 1-2 BB		3	0	1	0	1	0	0						
Jim Edmonds, L OBP: 0.354, SLG: 0.483 (1, 8)	F7		L3					1-1 G1-3 1-2 2-H 1B		4	0	2	1	0	0	0						
Tim Salmon, R OBP: 0.403, SLG: 0.507 (1, 10)	G5-3			2-1 P3				3-2 G1-3 1-2 2-3		4	0	0	0	0	0	4						
Cecil Fielder, R OBP: 0.336, SLG: 0.426 (1, 3)		0-2 E6 2B		0-2 F8				1-3 K		4	1	0	0	0	1	4						
16 Garret Anderson, L OBP: 0.353, SLG: 0.506 (1, 9)		0-1 G4-3		1-1 F7				0-2 G5-3		4	0	1	0	0	0	3						
Troy Glaus, R OBP: 0.250, SLG: 0.500 (1, 5)		3-1 2-H 2B			2-0 F7			2-2 FC5-4 1B 1-2f		4	0	1	1	0	0	1						
Phil Nevin, R OBP: 0.321, SLG: 0.411 (1, 2)		3-2 G6-3			1-1 G6-3			2-2 11 G5-4-3 1B		3	0	1	0	1	0	1						
11 Justin Baughman, R OBP: 0.268, SLG: 0.309 (1, 4)		1-1 G5-3			2-0 P6			1-0 G5-4-3 1-2f		4	0	0	0	0	1	4						
Gary Disarcina, R OBP: 0.328, SLG: 0.399 (1, 6)			2-1 G5-3					2-1 BB 1B 1B	2-3 K	4	1	1	0	0	1	1						
Inning Stats	R: 0 E: 0 K: 0 S: 4	H: 0 LOB: 0 BB: 0 P: 7	R: 1 E: 1 K: 0 S: 14	H: 1 LOB: 1 BB: 0 P: 21	R: 0 E: 0 K: 0 S: 5	H: 0 LOB: 0 BB: 0 P: 9	R: 0 E: 0 K: 0 S: 10	H: 0 LOB: 0 BB: 0 P: 13	R: 0 E: 0 K: 0 S: 4	H: 0 LOB: 0 BB: 0 P: 9	R: 0 E: 0 K: 0 S: 10	H: 2 LOB: 2 BB: 0 P: 14	R: 0 E: 0 K: 0 S: 10	H: 2 LOB: 1 BB: 0 P: 16	R: 1 E: 0 K: 1 S: 17	H: 2 LOB: 2 BB: 1 P: 28	R: 0 E: 0 K: 2 S: 12	H: 0 LOB: 1 BB: 1 P: 19	1B: 6 2B: 1 3B: 0 HR: 0	SF: 0 SAC: 0 DP: 1 HBP: 0	WP: 1 PB: 0 SB: 0 CS: 0	PA: 36
PITCHER	IP WLS BF H R ER SO BB IBB HBP BLK WP HR S P ERA WHIP																					
Bret Saberhagen, R ERA: 4.27 (8, 1)	7.0 W 26 5 1 0 0 0 0 0 0 0 0 57 89 0.00 0.714																					
David West, L ERA: 10.8 (8, 1)	0.0 3 2 1 1 0 1 0 0 0 0 0 0 5 12 10.80 1.800																					
Dennis Eckersley, R ERA: 6.65 (8, 1)	0.2 2 0 0 0 1 0 0 0 0 0 0 9 13 0.00 0.000																					
Tom Gordon, R ERA: 2.83 (8, 1)	1.1 S 5 0 0 0 2 1 0 0 0 0 1 0 15 22 0.00 0.750																					

Boston Red Sox @ Anaheim Angels
Edison International Field, Anaheim, CA
Fri Jul 31 1998, 10:05 PM EDT
Att: 43,390 - Unknown - 76 F

AB 34
R 2
H 7
RBI 2
BB 2
SO 3
LOB 18



Batter	1	2	3	4	5	6	7	8	9	AB	R	H	RBI	BB	SO	LOB	TOP					
Darren Lewis, R OBP: 0.367, SLG: 0.385 (1, 9)										4	1	1	1	1	0	2						
John Valentin, R OBP: 0.347, SLG: 0.446 (1, 5)										3	2	0	0	2	1	2						
Mo Vaughn, L OBP: 0.398, SLG: 0.586 (1, 10)										4	1	1	1	1	1	4						
Nomar Garciaparra, R OBP: 0.368, SLG: 0.585 (1, 6)										4	0	1	2	1	0	2						
Mike Stanley, R OBP: 0.353, SLG: 0.470 (1, 3)										3	1	0	1	1	1	2						
Damon Buford, R OBP: 0.357, SLG: 0.529 (1, 8)										5	1	1	2	0	1	2						
Troy O'Leary, L OBP: 0.306, SLG: 0.493 (1, 7)										3	2	1	1	1	1	0						
Mike Benjamin, R OBP: 0.330, SLG: 0.394 (1, 4)										4	2	2	2	0	0	0						
Jason Varitek, S OBP: 0.319, SLG: 0.392 (1, 2)										4	1	3	0	0	0	0						
Inning Stats	R: 0 E: 0 K: 0 S: 13	H: 0 LOB: 1 BB: 2 P: 24	R: 0 E: 0 K: 2 S: 9	H: 0 LOB: 0 BB: 0 P: 14	R: 0 E: 0 K: 0 S: 6	H: 0 LOB: 0 BB: 0 P: 10	R: 2 E: 1 K: 0 S: 9	H: 2 LOB: 0 BB: 0 P: 17	R: 2 E: 0 K: 1 S: 13	H: 2 LOB: 1 BB: 1 P: 23	R: 2 E: 0 K: 0 S: 9	H: 1 LOB: 0 BB: 1 P: 15	R: 0 E: 0 K: 1 S: 11	H: 1 LOB: 1 BB: 0 P: 14	R: 0 E: 0 K: 1 S: 6	H: 0 LOB: 0 BB: 0 P: 10	R: 5 E: 0 K: 0 S: 22	H: 4 LOB: 1 BB: 3 P: 43	1B: 6 2B: 2 3B: 0 HR: 3	SF: 1 SAC: 0 DP: 3 HBP: 0	WP: 0 PB: 0 SB: 1 CS: 0	PA: 42
PITCHER	IP WLS BF H R ER SO BB IBB HBP BLK WP HR S P ERA WHIP																					
Allen Watson, L (1, 1)	5.2 L 25 5 6 5 3 4 0 0 0 0 2 58 102 7.94 1.588																					
Pep Harris, R (6, 1)	2.1 13 5 5 5 2 1 0 0 0 0 1 28 44 19.29 2.571																					
Mike Holtz, L (9, 1)	1.0 4 0 0 0 0 2 0 0 0 0 0 12 24 0.00 2.000																					

Boston Red Sox @ Anaheim Angels
Edison International Field, Anaheim, CA
Sat Aug 01 1998, 6:33 AM EDT
Att: 29,893 - Sunny - 85 F

AB 34
R 11
H 10
RBI 10
BB 7
SO 5
LOB 14



Batter	1	2	3	4	5	6	7	8	9	AB	R	H	RBI	BB	SO	LOB	BOTTOM					
Darin Erstad, L OBP: 0.356, SLG: 0.512 (1, 7)										4	1	1	0	0	0	2						
Jim Edmonds, L OBP: 0.356, SLG: 0.489 (1, 8)										3	1	1	1	1	0	2						
Dave Hollins, S OBP: 0.334, SLG: 0.387 Orlando Palmeiro, L OBP: 0.464, SLG: 0.566 (1, 3)										3	0	0	0	0	0	2						
Cecil Fielder, R OBP: 0.335, SLG: 0.423 (1, 10)										3	0	0	0	1	2	2						
16 Garret Anderson, L OBP: 0.350, SLG: 0.501 (1, 9)										4	0	0	0	0	1	3						
Troy Glaus, R OBP: 0.250, SLG: 0.375 (1, 5)										4	0	1	0	0	1	3						
Craig Shiple, R OBP: 0.302, SLG: 0.346 (1, 4)										4	0	0	0	0	1	2						
Matt Walbeck, S OBP: 0.303, SLG: 0.347 Tim Salmon, R OBP: 0.402, SLG: 0.555 (9, PH)										2	0	0	0	1	1	1						
Gary Disarcina, R OBP: 0.330, SLG: 0.401 (1, 6)										4	1	2	0	0	1	0						
Inning Stats	R: 0 E: 0 K: 0 S: 6	H: 0 LOB: 0 BB: 0 P: 8	R: 0 E: 0 K: 1 S: 7	H: 0 LOB: 1 BB: 1 P: 13	R: 0 E: 0 K: 0 S: 10	H: 1 LOB: 2 BB: 1 P: 15	R: 0 E: 0 K: 1 S: 8	H: 0 LOB: 0 BB: 0 P: 12	R: 0 E: 0 K: 2 S: 8	H: 0 LOB: 0 BB: 0 P: 11	R: 1 E: 0 K: 0 S: 10	H: 1 LOB: 0 BB: 0 P: 15	R: 0 E: 0 K: 1 S: 12	H: 1 LOB: 1 BB: 0 P: 17	R: 2 E: 0 K: 2 S: 17	H: 3 LOB: 2 BB: 1 P: 27	R: 0 E: 0 K: 0 S: 5	H: 0 LOB: 0 BB: 0 P: 9	1B: 5 2B: 0 3B: 0 HR: 1	SF: 0 SAC: 0 DP: 0 HBP: 0	WP: 0 PB: 0 SB: 0 CS: 0	PA: 36
PITCHER	IP WLS BF H R ER SO BB IBB HBP BLK WP HR S P ERA WHIP																					
Pedro Martinez, R (1, 1)	7.0 W 30 6 3 3 3 0 0 0 0 0 0 71 109 3.86 1.286																					
Derek Lowe, R (8, 1)	2.0 S 6 0 0 0 2 0 0 0 0 0 0 12 18 0.00 0.000																					


Boston Red Sox @ Anaheim Angels
Edison International Field, Anaheim, CA
Sat Aug 01 1998, 6:33 AM EDT
Att: 29,893 - Sunny - 85 F

AB 33
R 3
H 6
RBI 3
BB 3
SO 7
LOB 17




Batter	1	2	3	4	5	6	7	8	9	AB	R	H	RBI	BB	SO	LOB	TOP						
Kenny Lofton, L (1, 8) OBP: 0.363, SLG: 0.414	F8					1B	F8		G5-3	3	1	1	0	1	0	0	Cleveland Indians @ Anaheim Angels Edison International Field, Anaheim, CA Mon Aug 03 1998, 10:05 PM EDT Att: 25,339 - Unknown - 81 F						
Richie Sexson, R (9, PH) OBP: 0.200, SLG: 0.267			BB			2B				1	0	0	1	0	0	1							
Omar Vizquel, S (1, 6) OBP: 0.353, SLG: 0.355	P4					2B	G1-3		K	5	1	1	0	0	1	3							
David Justice, L (1, 10) OBP: 0.357, SLG: 0.489	HR					1B			K	4	1	2	2	0	1	2							
Jim Thome, L (1, 3) OBP: 0.420, SLG: 0.621	G4-3					K			1B	4	0	1	0	0	1	2							
Manny Ramirez, R (1, 9) OBP: 0.364, SLG: 0.546									F7	4	0	2	1	0	0	1							
Mark Whiten, S (1, 7) OBP: 0.380, SLG: 0.444									F9	3	0	0	0	1	1	1							
Sandy Alomar Jr., R (1, 2) OBP: 0.287, SLG: 0.376										3	1	0	0	1	1	3							
David Bell, R (1, 5) OBP: 0.314, SLG: 0.442				L6					F7	4	0	0	0	0	0	4							
Enrique Wilson, S (1, 4) OBP: 0.467, SLG: 0.643									G5-3	4	0	2	0	0	0	0							
Inning Stats	R: 1 E: 0 K: 0 S: 10	H: 1 LOB: 0 BB: 0 P: 18	R: 0 E: 0 K: 0 S: 8	H: 1 LOB: 0 BB: 0 P: 10	R: 0 E: 0 K: 1 S: 11	H: 1 LOB: 2 BB: 1 P: 20	R: 0 E: 0 K: 1 S: 8	H: 0 LOB: 0 BB: 0 P: 13	R: 0 E: 0 K: 0 S: 9	H: 0 LOB: 0 BB: 0 P: 11	R: 2 E: 0 K: 2 S: 18	H: 4 LOB: 3 BB: 1 P: 31	R: 0 E: 0 K: 0 S: 7	H: 0 LOB: 0 BB: 0 P: 11	R: 0 E: 0 K: 1 S: 9	H: 1 LOB: 1 BB: 0 P: 14	R: 1 E: 0 K: 1 S: 10	H: 1 LOB: 1 BB: 1 P: 20	1B: 5 2B: 3 3B: 0 HR: 1	SF: 0 SAC: 0 DP: 0 HBP: 0	WP: 0 PB: 0 SB: 0 CS: 0	PA: 38	
PITCHER	IP	WLS	BF	H	R	ER	SO	BB	IBB	HBP	BLK	WP	HR	S	P	ERA	WHIP						
Steve Sparks, R (1, 1) ERA: 4.96	5.1	W	24	7	3	3	2	2	0	0	0	0	1	58	95	5.06	1.688						
Pep Harris, R (6, 1) ERA: 4.95	1.2		5	0	0	0	1	0	0	0	0	0	0	13	19	0.00	0.000						
Trevor Wilson, L (8, 1) ERA: 4.5	2.0		9	2	1	1	2	1	0	0	0	0	0	19	34	4.50	1.500						
Orlando Palmeiro, L (1, 7) OBP: 0.435, SLG: 0.517	1B	G6-3															4	1	0	1	1	0	1
Randy Velarde, R (1, 4) OBP: 0.636, SLG: 1.300																	5	2	3	1	0	1	0
Norberto Martin, R (9, 4) OBP: 0.236, SLG: 0.246	2B																0	0	0	0	0	0	0
Darin Erstad, L (1, 3) OBP: 0.361, SLG: 0.513																	3	1	2	1	1	0	1
Dave Hollins, S (7, PR) OBP: 0.335, SLG: 0.384																	1	1	0	0	0	0	0
Tim Salmon, R (1, 10) OBP: 0.398, SLG: 0.507	G5-3																4	1	1	4	0	0	3
Jim Edmonds, L (1, 8) OBP: 0.359, SLG: 0.494	K																3	2	2	0	1	1	1
16 Garret Anderson, L (1, 9) OBP: 0.352, SLG: 0.510	G4-3																4	1	1	1	0	0	3
Troy Glaus, R (1, 5) OBP: 0.313, SLG: 0.429																	2	1	1	3	1	1	0
Phil Nevin, R (1, 2) OBP: 0.313, SLG: 0.394																	3	1	0	0	1	1	2
Gary Disarcina, R (1, 6) OBP: 0.327, SLG: 0.396																	3	0	0	0	0	1	2
Inning Stats	R: 2 E: 0 K: 1 S: 12	H: 2 LOB: 1 BB: 1 P: 22	R: 5 E: 0 K: 0 S: 15	H: 3 LOB: 1 BB: 3 P: 30	R: 0 E: 0 K: 2 S: 9	H: 0 LOB: 0 BB: 0 P: 11	R: 0 E: 0 K: 0 S: 11	H: 1 LOB: 1 BB: 0 P: 13	R: 1 E: 0 K: 0 S: 11	H: 1 LOB: 0 BB: 0 P: 14	R: 0 E: 0 K: 1 S: 8	H: 0 LOB: 0 BB: 0 P: 10	R: 3 E: 0 K: 0 S: 12	H: 3 LOB: 2 BB: 1 P: 20	R: 0 E: 0 K: 1 S: 8	H: 0 LOB: 0 BB: 0 P: 12	1B: 3 2B: 6 3B: 0 HR: 1	SF: 1 SAC: 1 DP: 0 HBP: 0	WP: 0 PB: 0 SB: 0 CS: 0	PA: 39			
PITCHER	IP	WLS	BF	H	R	ER	SO	BB	IBB	HBP	BLK	WP	HR	S	P	ERA	WHIP						
Jaret Wright, R (1, 1) ERA: 4.95	2.0	L	15	5	7	7	1	4	0	0	0	0	0	46	61	8.31	1.385						
Steve Karsay, R (3, 1) ERA: 9.0	4.1		19	5	4	4	3	1	0	0	0	0	0	5	7	0.00	0.000						
Doug Jones, R (7, 1) ERA: 4.88	0.2		2	0	0	0	0	0	0	0	0	0	0	8	12	0.00	0.000						
Ron Villone, L (8, 1) ERA: 5.09	1.0		3	0	0	0	1	0	0	0	0	0	0	8	12	0.00	0.000						


AB 35
R 4
H 9
RBI 4
BB 3
SO 5
LOB 17




AB 32
R 11
H 10
RBI 11
BB 5
SO 5
LOB 13



WP: 0
PB: 0
SB: 0
CS: 0

Batter	1	2	3	4	5	6	7	8	9	AB	R	H	RBI	BB	SO	LOB	TOP										
Kenny Lofton, L OBP: 0.363, SLG: 0.413 (1, 8)	G3		S 1B		F9		K			4	1	1	0	0	1	1	Cleveland Indians @ Anaheim Angels Edison International Field, Anaheim, CA Tue Aug 04 1998, 10:05 PM EDT Att: 29,916 - Unknown - 82 F										
Omar Vizquel, S OBP: 0.354, SLG: 0.355 (1, 6)	HR		K		G3			G4-6-3		3	1	1	0	1	1	1											
Manny Ramirez, R OBP: 0.368, SLG: 0.563 (1, 9)	HR		WP G3					G4-6-3		4	2	3	4	0	0	1											
Jim Thome, L OBP: 0.416, SLG: 0.615 (1, 3)	F7		G3					K		4	0	0	0	0	1	1											
Travis Fryman, R OBP: 0.334, SLG: 0.512 (1, 5)	F9		F9						F8	4	0	0	0	0	0	1											
Mark Whiten, S OBP: 0.383, SLG: 0.441 (1, 7)									K	3	0	1	0	1	2	0											
David Justice, L OBP: 0.353, SLG: 0.484 (1, 10)									K	4	0	0	0	0	1	2											
Sandy Alomar Jr., R OBP: 0.287, SLG: 0.376 (1, 2)										3	0	1	0	0	0	0											
Enrique Wilson, S OBP: 0.444, SLG: 0.588 (1, 4)										3	0	1	0	0	0	1											
Inning Stats	R: 2 E: 0 K: 0 S: 13	H: 2 LOB: 0 BB: 0 P: 21	R: 0 E: 0 K: 0 S: 8	H: 2 LOB: 1 BB: 0 P: 9	R: 1 E: 0 K: 1 S: 16	H: 2 LOB: 1 BB: 0 P: 26	R: 0 E: 0 K: 0 S: 7	H: 0 LOB: 0 BB: 1 P: 17	R: 0 E: 0 K: 0 S: 6	H: 0 LOB: 0 BB: 0 P: 8	R: 1 E: 0 K: 1 S: 9	H: 1 LOB: 0 BB: 0 P: 12	R: 0 E: 0 K: 1 S: 9	H: 1 LOB: 1 BB: 0 P: 15	R: 0 E: 0 K: 2 S: 11	H: 0 LOB: 0 BB: 0 P: 20		R: 0 E: 0 K: 2 S: 11	H: 0 LOB: 0 BB: 0 P: 16	1B: 6 2B: 0 3B: 0 HR: 2	SF: 0 SAC: 0 DP: 2 HBP: 0	WP: 1 PB: 0 SB: 3 CS: 1	PA: 34				
PITCHER	IP	WLS	BF	H	R	ER	SO	BB	IBB	HBP	BLK	WP	HR	S	P	ERA	WHIP										
Chuck Finley, L ERA: 3.06	7.0		28	8	4	4	3	1	0	0	0	1	2	68	108	5.14	1.286										
Shigetoshi Hasegawa, R ERA: 3.1	1.0	W	3	0	0	0	1	1	0	0	0	0	0	11	20	0.00	1.000										
Troy Percival, R ERA: 2.89	1.0	S	3	0	0	0	2	0	0	0	0	0	0	11	16	0.00	0.000										

Batter	1	2	3	4	5	6	7	8	9	AB	R	H	RBI	BB	SO	LOB	BOTTOM										
Orlando Palmeiro, L OBP: 0.418, SLG: 0.492 (1, 7)	F7		1B		F9		F9		G4-3	5	0	1	0	0	0	2	Cleveland Indians @ Anaheim Angels Edison International Field, Anaheim, CA Tue Aug 04 1998, 10:05 PM EDT Att: 29,916 - Unknown - 82 F										
Randy Velarde, R OBP: 0.533, SLG: 1.000 (1, 4)	P6		F7				G1-3			3	0	0	0	1	0	1											
16 Garret Anderson, L OBP: 0.351, SLG: 0.507 (1, 9)	1B		K				P5		F7	4	0	1	0	0	1	3											
Tim Salmon, R OBP: 0.404, SLG: 0.524 (1, 10)	1B									4	2	4	1	0	0	0											
Jim Edmonds, L OBP: 0.359, SLG: 0.491 (1, 8)	F8		G4-3		F7			FC6-4		3	0	0	0	1	0	3											
Dave Hollins, S OBP: 0.337, SLG: 0.384 (1, 3)								FC6-4		3	1	1	0	1	1	2											
Troy Glaus, R OBP: 0.300, SLG: 0.389 (1, 5)										4	1	1	0	0	1	3											
Matt Walbeck, S OBP: 0.303, SLG: 0.351 (1, 2)										3	1	1	2	0	1	0											
Gary Disarcina, R OBP: 0.331, SLG: 0.399 (1, 6)										4	0	3	2	0	0	0											
Inning Stats	R: 0 E: 0 K: 0 S: 13	H: 2 LOB: 2 BB: 0 P: 20	R: 0 E: 0 K: 1 S: 9	H: 0 LOB: 0 BB: 1 P: 17	R: 0 E: 0 K: 1 S: 10	H: 1 LOB: 1 BB: 0 P: 14	R: 1 E: 0 K: 2 S: 11	H: 1 LOB: 0 BB: 0 P: 13	R: 0 E: 0 K: 0 S: 9	H: 1 LOB: 2 BB: 1 P: 15	R: 3 E: 0 K: 0 S: 11	H: 4 LOB: 1 BB: 0 P: 15	R: 0 E: 0 K: 0 S: 10	H: 1 LOB: 2 BB: 1 P: 20	R: 1 E: 0 K: 0 S: 9	H: 2 LOB: 0 BB: 0 P: 12		1B: 10 2B: 1 3B: 0 HR: 1	SF: 0 SAC: 1 DP: 1 HBP: 0	WP: 0 PB: 0 SB: 0 CS: 0	PA: 37						
PITCHER	IP	WLS	BF	H	R	ER	SO	BB	IBB	HBP	BLK	WP	HR	S	P	ERA	WHIP										
Dave Burba, R ERA: 3.81	5.0		21	5	3	3	0	1	0	0	0	0	0	21	35	13.50	3.000										
Steve Reed, R ERA: 1.69	2.0		12	5	3	3	0	1	0	0	0	0	0	21	35	13.50	3.000										
Doug Jones, R ERA: 4.95	1.0	L	4	2	1	1	0	0	0	0	0	0	0	9	12	9.00	2.000										

Batter	1	2	3	4	5	6	7	8	9	AB	R	H	RBI	BB	SO	LOB	TOP					
Kenny Lofton, L OBP: 0.365, SLG: 0.416 (1, 8)	G4-3		1B							4	0	2	2	1	0	0	Cleveland Indians @ Anaheim Angels Edison International Field, Anaheim, CA Wed Aug 05 1998, 6:33 AM EDT Att: 43,104 - Sunny - 88 F					
Omar Vizquel, S OBP: 0.350, SLG: 0.351 (1, 6)	F9		L3							5	0	0	0	0	0	3						
David Justice, L OBP: 0.354, SLG: 0.482 (1, 10)	G3		BB							4	0	1	0	1	0	0						
Jim Thome, L OBP: 0.420, SLG: 0.617 (9, PR) Richie Sexson, R OBP: 0.290, SLG: 0.267 (9, 3)		FC6	BB	1-2	BB					2	0	1	0	3	0	1						
Manny Ramirez, R OBP: 0.368, SLG: 0.568 (1, 9)		K	F8							5	2	2	2	0	1	5						
Mark Whiten, S OBP: 0.384, SLG: 0.436 (1, 7)	L4				G4-3					4	1	1	0	1	1	2						
Travis Fryman, R OBP: 0.335, SLG: 0.511 (1, 5)	FC6				FC5-4					5	1	2	1	0	1	4						
Pat Borders, R OBP: 0.300, SLG: 0.283 (1, 2)			SH5-3	1B	FC5-4					4	1	1	0	0	2	3						
Enrique Wilson, S OBP: 0.381, SLG: 0.500 (1, 4)			SH5-3		P5					3	0	0	1	0	1	2						
Inning Stats	R: 0 E: 0 K: 0 S: 6	H: 0 LOB: 0 BB: 0 P: 10	R: 0 E: 0 K: 1 S: 9	H: 0 LOB: 1 BB: 1 P: 16	R: 1 E: 0 K: 0 S: 12	H: 3 LOB: 3 BB: 1 P: 23	R: 0 E: 0 K: 0 S: 7	H: 1 LOB: 1 BB: 0 P: 10	R: 0 E: 0 K: 0 S: 12	H: 0 LOB: 1 BB: 1 P: 21	R: 3 E: 0 K: 0 S: 14	H: 4 LOB: 1 BB: 0 P: 22	R: 0 E: 0 K: 1 S: 10	H: 0 LOB: 2 BB: 2 P: 20	R: 0 E: 0 K: 2 S: 10	H: 0 LOB: 1 BB: 1 P: 19	R: 2 E: 1 K: 2 S: 20	H: 2 LOB: 1 BB: 0 P: 29	1B: 7 2B: 2 3B: 0 HR: 1	SF: 0 SAC: 2 DP: 0 HBP: 0	WP: 1 PB: 0 CS: 1	PA: 44
PITCHER	IP	WLS	BF	H	R	ER	SO	BB	IBB	HBP	BLK	WP	HR	S	P	ERA	WHIP					
Omar Olivares, R ERA: 4.31 (1, 1)	5.2		28	8	4	4	1	3	0	0	0	0	0	59	100	6.35	1.941					
Greg Cadaret, L ERA: 4.21 (6, 1)	0.2		3	0	0	0	0	1	0	0	0	0	0	5	11	0.00	1.500					
Rich DeLucia, R ERA: 4.73 (7, 1)	1.2		7	0	0	0	3	2	0	0	0	0	0	16	30	0.00	1.200					
Troy Percival, R ERA: 3.21 (9, 1)	1.0	L	6	2	2	2	2	0	0	0	0	1	1	20	29	18.00	2.000					

AB 36
R 6
H 10
RBI 6
BB 6
SO 6
LOB 20



Batter	1	2	3	4	5	6	7	8	9	AB	R	H	RBI	BB	SO	LOB	BOTTOM					
Orlando Palmeiro, L OBP: 0.403, SLG: 0.485 (1, 7)	G5-3	G3-1		1B						5	0	1	0	0	1	2	Cleveland Indians @ Anaheim Angels Edison International Field, Anaheim, CA Wed Aug 05 1998, 6:33 AM EDT Att: 43,104 - Sunny - 88 F					
Randy Velarde, R OBP: 0.450, SLG: 0.778 (1, 4)	K		K	2H	1B					5	0	1	0	0	4	0						
16 Garret Anderson, L OBP: 0.350, SLG: 0.506 (1, 9)			G6-3							5	0	1	0	0	0	0						
Tim Salmon, R OBP: 0.410, SLG: 0.545 (1, 10) Norberto Martin, R OBP: 0.236, SLG: 0.246 (9, PR)			2B							4	2	3	1	1	1	0						
Jim Edmonds, L OBP: 0.359, SLG: 0.487 (1, 8)	BB		3B							0	0	0	0	0	0	0						
Jim Edmonds, L OBP: 0.359, SLG: 0.487 (1, 8)	L6		2B							3	1	0	0	2	0	2						
Dave Hollins, S OBP: 0.340, SLG: 0.396 (1, 3)		2B	SF7	BB	1H	2B				4	2	2	3	1	0	3						
Troy Glaus, R OBP: 0.333, SLG: 0.455 (1, 5)		F8	P4							4	0	2	0	0	0	1						
Matt Walbeck, S OBP: 0.299, SLG: 0.347 (1, 2)		SF7								3	0	0	1	0	3	1						
Gary Disarcina, R OBP: 0.330, SLG: 0.401 (1, 6)		F8								4	0	1	0	0	0	2						
Inning Stats	R: 0 E: 0 K: 1 S: 13	H: 1 LOB: 2 BB: 1 P: 23	R: 1 E: 0 K: 0 S: 8	H: 1 LOB: 1 BB: 1 P: 16	R: 2 E: 0 K: 1 S: 12	H: 2 LOB: 1 BB: 1 P: 20	R: 0 E: 0 K: 1 S: 10	H: 2 LOB: 2 BB: 0 P: 16	R: 0 E: 0 K: 2 S: 10	H: 0 LOB: 0 BB: 0 P: 11	R: 1 E: 0 K: 2 S: 10	H: 2 LOB: 1 BB: 0 P: 15	R: 1 E: 0 K: 1 S: 8	H: 1 LOB: 0 BB: 0 P: 14	R: 0 E: 0 K: 1 S: 12	H: 1 LOB: 1 BB: 0 P: 19	R: 0 E: 1 K: 1 S: 15	H: 1 LOB: 3 BB: 1 P: 30	1B: 3 2B: 5 3B: 1 HR: 2	SF: 1 SAC: 0 DP: 0 HBP: 0	WP: 0 PB: 0 CS: 0	PA: 42
PITCHER	IP	WLS	BF	H	R	ER	SO	BB	IBB	HBP	BLK	WP	HR	S	P	ERA	WHIP					
Bartolo Colon, R ERA: 3.03 (1, 1)	6.0		28	8	4	4	6	3	0	0	0	0	0	60	101	6.00	1.833					
Paul Shuey, R ERA: 2.26 (7, 1)	2.0	W	8	2	1	1	2	0	0	0	0	0	1	20	33	4.50	1.000					
Michael Jackson, R ERA: 2.15 (9, 1)	0.2		4	1	0	0	1	0	0	0	0	0	0	11	21	0.00	1.500					
Paul Assenmacher, L ERA: 3.19 (9, 1)	0.1	S	2	0	0	0	0	1	0	0	0	0	0	4	9	0.00	3.000					

AB 37
R 5
H 11
RBI 5
BB 4
SO 9
LOB 11



Batter	1	2	3	4	5	6	7	8	9	AB R H RBI BB SO LOB	TOP									
Randy Velarde, R (1, 4) OBP: 0.440, SLG: 0.739	1-1 2B	3-2 16 PB 16 2B 1B			0-0 P8		2-2 F7		0-3 K	5 1 2 2 0 1 1	Anaheim Angels @ Chicago White Sox Comiskey Park, Chicago, IL Sat Aug 08 1998, 4:33 AM EDT Cloudy - 81 F AB 35 R 5 H 9 RBI 5 BB 4 SO 7 LOB 14									
16 Garret Anderson, L (1, 9) OBP: 0.348, SLG: 0.595	2-3 K	1-1 1-H 2B			1-1 P2		0-1 F7		2-1 G6-3	5 0 1 1 0 1 2										
Tim Salmon, R (1, 10) OBP: 0.407, SLG: 0.539	2-3 K	0-0 L3			1-0 1B			2-0 L7	1-2 G6-3	5 0 1 0 0 1 2										
Troy Glaus, R (1, 5) OBP: 0.357, SLG: 0.417	4-0 BB				1-0 F7			4-2 HR BB		2 1 0 0 2 0 1										
Jim Edmonds, L (1, 8) OBP: 0.358, SLG: 0.492	3-3 K				2-2 G4-3			1-0 HR		4 1 1 2 0 2 2										
Dave Hollins, S (1, 3) OBP: 0.337, SLG: 0.392		1-1 G5-3			1-1 F8			2-3 K		4 0 0 0 0 1 0										
Todd Greene, R (1, 7) OBP: 0.750, SLG: 1.000 Orlando Palmeiro, L (8, PR) OBP: 0.403, SLG: 0.485		0-0 1B 1B 2B			0-0 G5-4-3 1B			1-0 BB 1B		4 1 3 0 0 0 0 0 0 0 0 0 0 0										
Matt Walbeck, S (1, 2) OBP: 0.305, SLG: 0.348		2-0 G5-3 1B 1B			0-0 G5-4-3 1-2		4-2 BB	4-0 1-2 BB		2 1 1 0 2 0 1										
Gary Disarcina, R (1, 6) OBP: 0.327, SLG: 0.396		0-1 G5-3			2-2 L4		0-1 F8	3-3 K		4 0 0 0 0 1 5										
Inning Stats	R: 0 E: 0 K: 3 S: 13	H: 1 LOB: 2 BB: 1 P: 25	R: 3 E: 0 K: 0 S: 13	H: 4 LOB: 1 BB: 0 P: 20	R: 0 E: 0 K: 0 S: 7	H: 0 LOB: 0 BB: 0 P: 12	R: 0 E: 0 K: 0 S: 6	H: 1 LOB: 0 BB: 0 P: 8	R: 0 E: 0 K: 1 S: 9	H: 0 LOB: 0 BB: 0 P: 14		R: 0 E: 0 K: 0 S: 12	H: 0 LOB: 1 BB: 1 P: 18	R: 2 E: 0 K: 2 S: 14	H: 2 LOB: 2 BB: 2 P: 31	R: 0 E: 0 K: 1 S: 8	H: 0 LOB: 0 BB: 0 P: 11	1B: 5 2B: 3 3B: 0 HR: 1	SF: 0 SAC: 0 DP: 1 HBP: 0	WP: 0 PB: 1 SB: 0 CS: 0
PITCHER	IP WLS BF H R ER SO BB IBB HBP BLK WP HR S P ERA WHIP											IP WLS BF H R ER SO BB IBB HBP BLK WP HR S P ERA WHIP								
Mike Siroka, L (1, 1) ERA: 4.85	7.1 W 32 8 5 4 4 3 0 0 0 0 1 71 118 4.91 1.500																			
Bob Howry, R (8, 1) ERA: 3.25	0.1 3 1 0 0 1 1 0 0 0 0 0 5 12 0.00 6.000																			
41 Bill Simas, R (8, 1) ERA: 2.54	1.1 S 4 0 0 0 2 0 0 0 0 0 0 0 11 17 0.00 0.000																			

Batter	1	2	3	4	5	6	7	8	9	AB R H RBI BB SO LOB	BOTTOM									
Ray Durham, S (1, 4) OBP: 0.364, SLG: 0.465	1-0 L8		4-2 1B 2B BB	1-1 P3			3-1 F9			3 1 0 0 1 0 0	Anaheim Angels @ Chicago White Sox Comiskey Park, Chicago, IL Sat Aug 08 1998, 4:33 AM EDT Cloudy - 81 F AB 31 R 7 H 8 RBI 7 BB 3 SO 4 LOB 5									
Mike Canuso, S (1, 6) OBP: 0.328, SLG: 0.402	0-1 P4		0-0 2B 1B		0-3 K		1-0 F S 2B 1B			4 2 2 0 0 1 0										
Frank Thomas, R (1, 10) OBP: 0.375, SLG: 0.452	0-1 F9		0-0 SF9		3-0 L1-3		1-1 1-H 2B			3 0 1 2 0 0 0										
Albert Belle, R (1, 7) OBP: 0.378, SLG: 0.621		0-0 F8	1-0 3-H 1-H 2-H 2B 2B		4-2 BB		4-1 BB			2 1 1 2 2 0 0										
Robin Ventura, L (1, 5) OBP: 0.344, SLG: 0.415		0-0 G3-1	3-1 25 1B 2B		1-2 P7		2-0 F8			4 1 1 1 0 0 3										
25 Jeff Abbott, R (1, 8) OBP: 0.328, SLG: 0.508 Mike Cameron, R (8, 8) OBP: 0.284, SLG: 0.308		1-0 L4	2-0 2-H 1B			1-3 K		2-3 K		3 0 1 1 0 1 0 1 0 0 0 0 1 0										
Greg Norton, S (1, 3) OBP: 0.279, SLG: 0.420			2B 1B G4-3			3-2 F9		0-0 G4-3		4 1 1 0 0 0 1										
Magglio Ordonez, R (1, 9) OBP: 0.323, SLG: 0.420			1B SF9 2B G4-3		0-0 G6-3		3-1 P4		0-0 G6-3	4 1 1 0 0 0 0										
Robert Machado, R (1, 2) OBP: 0.250, SLG: 0.320			1-1 G6-3		0-0 G5-3		1-3 K			3 0 0 1 0 1 1										
Inning Stats	R: 0 E: 0 K: 0 S: 5	H: 0 LOB: 0 BB: 0 P: 6	R: 0 E: 0 K: 0 S: 3	H: 0 LOB: 0 BB: 0 P: 4	R: 6 E: 0 K: 0 S: 17	H: 6 LOB: 1 BB: 1 P: 30	R: 0 E: 0 K: 0 S: 4	H: 0 LOB: 0 BB: 0 P: 5	R: 0 E: 0 K: 1 S: 11	H: 0 LOB: 1 BB: 1 P: 19		R: 0 E: 0 K: 1 S: 9	H: 0 LOB: 0 BB: 0 P: 16	R: 1 E: 0 K: 1 S: 10	H: 2 LOB: 2 BB: 1 P: 22	R: 0 E: 0 K: 1 S: 5	H: 0 LOB: 0 BB: 0 P: 7	1B: 4 2B: 4 3B: 0 HR: 0	SF: 1 SAC: 0 DP: 0 HBP: 0	WP: 0 PB: 0 SB: 1 CS: 0
PITCHER	IP WLS BF H R ER SO BB IBB HBP BLK WP HR S P ERA WHIP											IP WLS BF H R ER SO BB IBB HBP BLK WP HR S P ERA WHIP								
Jason Dickson, R (1, 1) ERA: 6.47	3.0 L 16 6 6 6 0 1 0 0 0 0 0 0 25 40 18.00 2.333																			
Allen Watson, L (4, 1) ERA: 8.24	1.2 5 0 0 0 1 0 0 0 0 0 0 8 12 0.00 0.000																			
Rich DeLucia, R (5, 1) ERA: 4.72	2.0 10 2 1 1 2 2 0 0 0 0 0 0 25 47 4.50 2.000																			
Trevor Wilson, L (7, 1) ERA: 3.86	0.1 1 0 0 0 0 0 0 0 0 0 0 1 3 0.00 0.000																			
Pep Harris, R (8, 1) ERA: 4.82	1.0 3 0 0 0 1 0 0 0 0 0 0 5 7 0.00 0.000																			

Batter	1	2	3	4	5	6	7	8	9	AB	R	H	RBI	BB	SO	LOB	TOP										
Orlando Palmeiro, L OBP: 0.403, SLG: 0.472	3-2 G4-3	3-2 L7			1-1 F8		1-2 G5-4-3 1B		4-1 IBB	4	0	1	0	1	0	2											
Randy Velarde, R OBP: 0.400, SLG: 0.630	2-2 F8	2-2 G1-3			4-2 WP G3 BB		0-1 G5-4-3		3-2 G6-3	4	0	0	0	1	0	5											
16 Garret Anderson, L OBP: 0.347, SLG: 0.502	0-0 BB 1B		3-1 G4-3		0-0 G3		1-2 G3			4	0	1	0	0	0	1											
Tim Salmon, R OBP: 0.405, SLG: 0.533	4-2 BB 1B		1-3 K		2-1 G6-3			2-0 G6-3		3	0	0	0	1	1	1											
Jim Edmonds, L OBP: 0.357, SLG: 0.490	0-3 K		1-1 F7		2-2 SH5-4 SF8 1B			3-3 K		4	1	1	0	0	2	2											
Troy Glaus, R OBP: 0.313, SLG: 0.357		1-1 F8		0-0 G5-3		2-2 E6 SF8 SH5-4		2-3 K		4	0	0	0	0	1	1											
Craig Shipley, R OBP: 0.317, SLG: 0.387		2-1 1B 1B		0-0 HR		0-0 SH5-4		0-2 F9		3	2	2	1	0	0	0											
Phil Nevin, R OBP: 0.312, SLG: 0.393		2-0 1B 1B		0-2 P4		3-2 SF8		2-3 K		3	0	1	1	0	1	0											
Gary Disarcina, R OBP: 0.328, SLG: 0.400		0-1 1B		0-0 F9		2-3 3-H F9		0-1 F9		4	0	2	1	0	0	1											
Inning Stats	R: 0 E: 0 K: 1 S: 14	H: 1 LOB: 2 BB: 1 P: 23	R: 1 E: 0 K: 0 S: 15	H: 3 LOB: 2 BB: 0 P: 25	R: 0 E: 0 K: 1 S: 7	H: 0 LOB: 0 BB: 0 P: 12	R: 1 E: 0 K: 0 S: 7	H: 1 LOB: 1 BB: 0 P: 7	R: 0 E: 0 K: 0 S: 7	H: 0 LOB: 1 BB: 1 P: 14	R: 1 E: 1 K: 0 S: 13	H: 1 LOB: 1 BB: 0 P: 20	R: 0 E: 0 K: 0 S: 10	H: 1 LOB: 0 BB: 0 P: 12	R: 0 E: 0 K: 2 S: 7	H: 0 LOB: 0 BB: 0 P: 14	R: 0 E: 0 K: 1 S: 13	H: 1 LOB: 2 BB: 1 P: 22	1B: 6 2B: 1 3B: 0 HR: 1	SF: 1 SAC: 1 DP: 1 HBP: 0	WP: 1 PB: 0 CS: 0	PA: 38					
PITCHER	IP	WLS	BF	H	R	ER	SO	BB	IBB	HBP	BLK	WP	HR	S	P	ERA	WHIP										
Jaime Navarro, R ERA: 5.97	(1, 1)	6.0	27	6	3	2	2	2	0	0	0	1	1	63	101	3.00	1.333										
Keith Foulke, R ERA: 3.9	(7, 1)	2.2	10	2	0	0	3	0	1	0	0	0	0	26	41	0.00	0.750										
Chad Bradford, R ERA: 2.45	(9, 1)	0.1	W	1	0	0	0	0	0	0	0	0	0	4	7	0.00	0.000										

Anaheim Angels @ Chicago White Sox
Comiskey Park, Chicago, IL
Sat Aug 08 1998, 8:05 PM EDT
Att: 24,073 - Cloudy - 80 F

AB 33
R 3
H 8
RBI 3
BB 3
SO 5
LOB 13



Batter	1	2	3	4	5	6	7	8	9	AB	R	H	RBI	BB	SO	LOB	BOTTOM										
Ray Durham, S OBP: 0.363, SLG: 0.464	2-0 F8		2-0 WP G1-3 1B	1-3 K			1-0 G4-3			4	0	1	0	0	1	1											
Chris Snopce, R OBP: 0.303, SLG: 0.259	2-2 WP PB 1B		0-1 G1-3		0-1 F9		2-1 G5-3			4	0	1	0	0	0	1											
Frank Thomas, R OBP: 0.372, SLG: 0.448	2-2 F9		1-1 P4		1-2 F8		1-2 L7			4	0	0	0	0	0	2											
Albert Belle, R OBP: 0.377, SLG: 0.617	1-0 G4-3		2-3 K		1-3 K			4-2 HBP SH1-3 BB		3	0	0	0	1	2	2											
Robin Ventura, L OBP: 0.344, SLG: 0.414		2-0 1B 2B 1B		3-1 G3		0-1 G4-3		0-1 SH1-3		3	1	1	0	0	0	0											
Greg Norton, S OBP: 0.294, SLG: 0.424		0-1 1B 2B 1B		4-2 1B 3B BB		4-1 BB BB		4-0 HBP IBB		1	1	1	0	3	0	0											
Magglio Ordonez, R OBP: 0.330, SLG: 0.426		1-1 1H 2H FC3-2 2B		1-1 1B 2B 1B		4-2 1B BB		2-2 G6-3 HBP		2	1	2	1	1	0	0											
Chad Kreuter, S OBP: 0.368, SLG: 0.320		1-1 FC3-2 PB		2-1 1B 3B		2-0 1B BB		1-0 G6-3		4	0	2	2	0	0	4											
Mike Cameron, R OBP: 0.283, SLG: 0.316		3-H L1		1-0 K		2-2 P3		2-0 HR		4	1	1	1	0	1	4											
Inning Stats	R: 0 E: 0 K: 0 S: 8	H: 1 LOB: 1 BB: 0 P: 15	R: 1 E: 0 K: 0 S: 8	H: 3 LOB: 1 BB: 0 P: 13	R: 0 E: 0 K: 1 S: 8	H: 1 LOB: 1 BB: 0 P: 13	R: 2 E: 0 K: 2 S: 15	H: 2 LOB: 1 BB: 1 P: 29	R: 0 E: 0 K: 1 S: 10	H: 0 LOB: 0 BB: 0 P: 12	R: 0 E: 0 K: 0 S: 10	H: 1 LOB: 2 BB: 2 P: 22	R: 0 E: 0 K: 0 S: 9	H: 0 LOB: 0 BB: 0 P: 13	R: 0 E: 0 K: 0 S: 8	H: 0 LOB: 2 BB: 2 P: 19	R: 1 E: 0 K: 0 S: 1	H: 1 LOB: 0 BB: 0 P: 3	1B: 6 2B: 1 3B: 1 HR: 1	SF: 0 SAC: 1 DP: 1 HBP: 1	WP: 2 PB: 2 CS: 0	PA: 36					
PITCHER	IP	WLS	BF	H	R	ER	SO	BB	IBB	HBP	BLK	WP	HR	S	P	ERA	WHIP										
Steve Sparks, R ERA: 4.85	(1, 1)	7.0	31	8	3	3	4	4	0	0	0	0	0	71	124	3.86	1.714										
Greg Cadaret, L ERA: 4.17	(8, 1)	0.1	1	0	0	0	0	0	0	0	0	0	0	2	2	0.00	0.000										
Shigetoshi Hasegawa, R ERA: 3.19	(8, 1)	0.2	L	4	1	1	1	0	0	1	1	0	0	1	4	13.50	1.500										

Anaheim Angels @ Chicago White Sox
Comiskey Park, Chicago, IL
Sat Aug 08 1998, 8:05 PM EDT
Att: 24,073 - Cloudy - 80 F

AB 29
R 4
H 9
RBI 4
BB 5
SO 4
LOB 14



Batter	1	2	3	4	5	6	7	8	9	AB R H RBI BB SO LOB	TOP									
Orlando Palmeiro, L OBP: 0.415, SLG: 0.467 (1, 7)										3 1 1 1 2 0 1	Anaheim Angels @ Chicago White Sox Comiskey Park, Chicago, IL Sun Aug 09 1998, 4:33 AM EDT Att: 16,805 - Overcast - 83 F									
Randy Velarde, R OBP: 0.371, SLG: 0.594 (1, 4)										5 1 1 0 0 1 5										
16 Garret Anderson, L OBP: 0.345, SLG: 0.501 (1, 9)										5 1 1 1 0 1 1										
Tim Salmon, R OBP: 0.408, SLG: 0.548 (1, 10)										5 2 3 3 0 0 0										
Jim Edmonds, L OBP: 0.360, SLG: 0.491 (1, 8)										5 2 3 1 0 0 1										
Dave Hollins, S OBP: 0.334, SLG: 0.388 (1, 3)										3 0 0 0 0 1 2 1 1 0 0 1 0 1										
Craig Shipley, R OBP: 0.320, SLG: 0.384 (6, 3)										5 1 2 1 0 2 1										
Troy Glaus, R OBP: 0.324, SLG: 0.364 (1, 5)										4 0 1 1 1 0 0										
Matt Walbeck, S OBP: 0.307, SLG: 0.350 (1, 2)										3 0 1 1 1 2 2										
Gary Disarcina, R OBP: 0.332, SLG: 0.402 (1, 6)										3 0 1 1 2 1 2										
Inning Stats	R: 2 H: 3 E: 0 K: 0 S: 18	H: 3 LOB: 1 BB: 0 P: 30	R: 0 H: 1 E: 0 K: 0 S: 12	H: 1 LOB: 1 BB: 0 P: 18	R: 4 H: 4 E: 0 K: 2 S: 29	H: 4 LOB: 3 BB: 3 P: 45	R: 1 H: 1 E: 0 K: 0 S: 15	H: 1 LOB: 0 BB: 0 P: 24	R: 0 H: 0 E: 0 K: 1 S: 13	H: 0 LOB: 0 BB: 0 P: 17	R: 0 H: 0 E: 0 K: 1 S: 8	H: 1 LOB: 1 BB: 0 P: 15	R: 0 H: 0 E: 0 K: 0 S: 6	H: 0 LOB: 1 BB: 2 P: 15	R: 2 H: 3 E: 0 K: 1 S: 20	H: 3 LOB: 2 BB: 1 P: 32	1B: 7 2B: 5 3B: 0 HR: 1	SF: 0 SAC: 0 DP: 1 HBP: 0	WP: 1 PB: 0 SB: 1 CS: 0	PA: 45
PITCHER	IP WLS BF H R ER SO BB IBB HBP BLK WP HR S P ERA WHIP											IP WLS BF H R ER SO BB IBB HBP BLK WP HR S P ERA WHIP								
James Baldwin, R ERA: 6.05 (1, 1)	2.2 L 17 8 6 6 2 1 0 0 0 0 0 0 51 77 20.25 3.375																			
Carlos Castillo, R ERA: 4.5 (3, 1)	3.1 13 1 1 1 2 2 0 0 0 0 1 44 71 2.70 0.900																			
Scott Eyre, L ERA: 5.34 (7, 1)	2.0 8 1 0 0 1 2 0 0 0 1 0 16 30 0.00 1.500																			
Chad Bradford, R ERA: 5.79 (9, 1)	1.0 7 3 2 2 1 1 0 0 0 0 0 20 32 18.00 4.000																			

Batter	1	2	3	4	5	6	7	8	9	AB R H RBI BB SO LOB	BOTTOM											
Ray Durham, S OBP: 0.366, SLG: 0.463 (1, 4)											3 0 1 0 2 0 1	Anaheim Angels @ Chicago White Sox Comiskey Park, Chicago, IL Sun Aug 09 1998, 4:33 AM EDT Att: 16,805 - Overcast - 83 F										
Chris Snopce, R OBP: 0.294, SLG: 0.250 (1, 6)										4 0 0 0 0 1 4												
Frank Thomas, R OBP: 0.369, SLG: 0.443 (1, 10)										4 0 0 0 0 1 2												
Albert Belle, R OBP: 0.376, SLG: 0.614 (1, 7)										4 0 1 0 0 2 1												
Robin Ventura, L OBP: 0.347, SLG: 0.414 (1, 5)										2 0 1 0 2 0 0												
Wil Cordero, R OBP: 0.306, SLG: 0.439 (1, 3)										4 0 0 0 0 0 5												
Magglio Ordonez, R OBP: 0.327, SLG: 0.421 (1, 9)										4 0 0 0 0 0 1												
Mike Cameron, R OBP: 0.286, SLG: 0.317 (1, 8)										3 0 1 0 1 0 1												
Robert Machado, R OBP: 0.219, SLG: 0.276 (1, 2)										4 0 0 0 0 0 2												
Inning Stats	R: 0 H: 1 E: 1 K: 0 S: 13	H: 1 LOB: 3 BB: 1 P: 24	R: 0 H: 0 E: 0 K: 1 S: 8	H: 0 LOB: 2 BB: 2 P: 19	R: 0 H: 1 E: 0 K: 1 S: 12	H: 1 LOB: 1 BB: 0 P: 20	R: 0 H: 0 E: 0 K: 0 S: 4	H: 0 LOB: 0 BB: 0 P: 5	R: 0 H: 1 E: 0 K: 1 S: 11	H: 1 LOB: 1 BB: 0 P: 16	R: 0 H: 0 E: 0 K: 0 S: 9		H: 0 LOB: 1 BB: 1 P: 18	R: 0 H: 0 E: 0 K: 1 S: 13	H: 0 LOB: 0 BB: 0 P: 23	R: 0 H: 0 E: 0 K: 0 S: 5	H: 0 LOB: 0 BB: 0 P: 9	R: 0 H: 1 E: 0 K: 0 S: 8	H: 1 LOB: 1 BB: 0 P: 13	1B: 4 2B: 0 3B: 0 HR: 0	SF: 0 SAC: 0 DP: 0 HBP: 0	WP: 0 PB: 0 SB: 1 CS: 0
PITCHER	IP WLS BF H R ER SO BB IBB HBP BLK WP HR S P ERA WHIP											IP WLS BF H R ER SO BB IBB HBP BLK WP HR S P ERA WHIP										
Chuck Finley, L ERA: 2.93 (1, 1)	7.0 W 30 3 0 0 4 5 0 0 0 0 0 0 70 125 0.00 1.143																					
Pep Harris, R ERA: 4.59 (8, 1)	2.0 7 1 0 0 0 0 0 0 0 0 0 0 13 22 0.00 0.500																					

Batter	1	2	3	4	5	6	7	8	9	AB	R	H	RBI	BB	SO	LOB	TOP					
Orlando Palmeiro, L OBP: 0.402, SLG: 0.450	F7			FC6-2		F7		G6-3		5	0	1	2	0	0	2						
Randy Velarde, R OBP: 0.350, SLG: 0.541	K	F9		G6-3					L4	5	0	1	0	0	1	2						
16 Garret Anderson, L OBP: 0.344, SLG: 0.500	G3		F7			P3			L7	5	0	1	0	0	0	1						
Tim Salmon, R OBP: 0.408, SLG: 0.548		1B	K			FC1-2		G6-3	G5-3	5	2	2	0	0	1	0						
Jim Edmonds, L OBP: 0.361, SLG: 0.491		2B		FC1-2				F8		4	1	2	0	0	0	2						
Troy Glaus, R OBP: 0.317, SLG: 0.351		P3	P3					F8		4	0	1	1	0	0	3						
Chris Pritchett, L OBP: 0.250, SLG: 0.250	L3			E		FC3-6		G4-3		4	1	1	0	0	0	4						
Matt Walbeck, S OBP: 0.310, SLG: 0.350		2B	E5	K				K		3	1	1	0	1	2	2						
Gary Disarcina, R OBP: 0.334, SLG: 0.407		1B	SH1-3			F9				3	1	2	2	0	0	0						
Inning Stats	R: 0 E: 0 K: 1 S: 9	H: 0 LOB: 0 BB: 0 P: 15	R: 4 E: 0 K: 0 S: 25	H: 4 LOB: 1 BB: 1 P: 44	R: 0 E: 0 K: 1 S: 10	H: 1 LOB: 1 BB: 0 P: 14	R: 1 E: 1 K: 0 S: 8	H: 2 LOB: 1 BB: 0 P: 13	R: 1 E: 0 K: 1 S: 13	H: 3 LOB: 2 BB: 0 P: 19	R: 0 E: 0 K: 0 S: 8	H: 1 LOB: 1 BB: 0 P: 13	R: 0 E: 0 K: 0 S: 5	H: 0 LOB: 0 BB: 0 P: 9	R: 0 E: 0 K: 1 S: 7	H: 1 LOB: 1 BB: 0 P: 8	R: 0 E: 0 K: 0 S: 5	H: 0 LOB: 0 BB: 0 P: 9	1B: 9 2B: 3 3B: 0 HR: 0	SF: 0 SAC: 1 DP: 0 HBP: 0	WP: 0 PB: 0 SB: 2 CS: 0	PA: 40
PITCHER	IP	WLS	BF	H	R	ER	SO	BB	IBB	HBP	BLK	WP	HR	S	P	ERA	WHIP					
Frank Castillo, R ERA: 7.8	(1, 1)	7.0	L	33	11	6	6	3	1	0	0	0	0	78	127	7.71	1.714					
Dean Crow, R ERA: 3.16	(8, 1)	2.0		7	1	0	0	1	0	0	0	0	0	12	17	0.00	0.500					

Anaheim Angels @ Detroit Tigers
Tiger Stadium, Detroit, MI
Mon Aug 10 1998, 7:05 PM EDT
Att: 15,928 - Cloudy - 84 F

AB 38
R 6
H 12
RBI 5
BB 1
SO 4
LOB 16



Batter	1	2	3	4	5	6	7	8	9	AB	R	H	RBI	BB	SO	LOB	BOTTOM					
Luis Gonzalez, L OBP: 0.352, SLG: 0.479	HR		G3-1							4	2	3	2	0	0	0						
Joe Randa, R OBP: 0.310, SLG: 0.320	F8				1B			G4-3		3	0	0	0	1	0	1						
Bobby Higginson, L OBP: 0.377, SLG: 0.525	G4-3		K							4	0	0	0	0	2	1						
Tony Clark, S OBP: 0.359, SLG: 0.520	K			K						2	0	0	0	2	2	0						
Damon Easley, R OBP: 0.340, SLG: 0.498		G1-3		G6-3				L8		3	0	0	0	1	0	1						
Gerónimo Berroa, R OBP: 0.324, SLG: 0.327		G6-3						F8		4	0	1	0	0	0	3						
Gabe Alvarez, R OBP: 0.306, SLG: 0.408		1B		P4						3	0	0	0	1	2	3						
Paul Bako, L OBP: 0.333, SLG: 0.357					L9-3			G5-3		4	0	2	0	0	1	0						
Brian Hunter, R OBP: 0.285, SLG: 0.316			K		L9-3			G6-3		4	0	0	0	0	2	1						
Inning Stats	R: 1 E: 0 K: 1 S: 10	H: 1 LOB: 0 BB: 0 P: 17	R: 0 E: 0 K: 0 S: 9	H: 1 LOB: 2 BB: 1 P: 16	R: 0 E: 0 K: 2 S: 13	H: 0 LOB: 1 BB: 1 P: 24	R: 0 E: 0 K: 1 S: 8	H: 1 LOB: 1 BB: 0 P: 13	R: 0 E: 0 K: 0 S: 9	H: 2 LOB: 1 BB: 0 P: 14	R: 0 E: 0 K: 2 S: 8	H: 0 LOB: 2 BB: 2 P: 21	R: 1 E: 0 K: 0 S: 11	H: 1 LOB: 0 BB: 0 P: 17	R: 0 E: 0 K: 0 S: 9	H: 0 LOB: 1 BB: 1 P: 21	R: 0 E: 0 K: 3 S: 12	H: 0 LOB: 0 BB: 0 P: 20	1B: 4 2B: 1 3B: 0 HR: 2	SF: 0 SAC: 0 DP: 1 HBP: 0	WP: 0 PB: 0 SB: 0 CS: 0	PA: 36
PITCHER	IP	WLS	BF	H	R	ER	SO	BB	IBB	HBP	BLK	WP	HR	S	P	ERA	WHIP					
Omar Olivares, R ERA: 4.27	(1, 1)	7.0	W	29	6	2	2	6	4	0	0	0	0	0	0	2.57	1.429					
Greg Cadaret, L ERA: 4.14	(8, 1)	0.1		2	0	0	0	0	1	0	0	0	0	4	11	0.00	3.000					
Shigetoshi Hasegawa, R ERA: 3.16	(8, 1)	0.2		2	0	0	0	0	0	0	0	0	0	5	10	0.00	0.000					
Troy Percival, R ERA: 3.14	(9, 1)	1.0		3	0	0	0	3	0	0	0	0	0	12	20	0.00	0.000					

Anaheim Angels @ Detroit Tigers
Tiger Stadium, Detroit, MI
Mon Aug 10 1998, 7:05 PM EDT
Att: 15,928 - Cloudy - 84 F

AB 31
R 2
H 6
RBI 2
BB 5
SO 9
LOB 10



Batter	1	2	3	4	5	6	7	8	9	10	11	AB	R	H	RBI	BB	SO	LOB	TOP				
Orlando Palmeiro, L OBP: 0.398, SLG: 0.435	(1, 7) CFC 0-3 K		3-2 P5			4-1 BB	0-1 FC6		2-0 F8		1-1 1B	5	0	1	1	1	1	4					
Randy Velarde, R OBP: 0.311, SLG: 0.476	(1, 4) BXS 1-0 G6-3		3-0 L5			2-3 K		1-1 F9		0-3 K		5	0	0	0	0	2	2					
16 Garret Anderson, L OBP: 0.345, SLG: 0.498	(1, 9) BFCB 4-1 CS BB				1-1 L8			2-3 K		1-1 G4-3		4	0	1	0	1	1	1					
Tim Salmon, R OBP: 0.405, SLG: 0.541	(1, 10) CB 2-1 CS 1-2	2-2 P4			1-1 P3			4-1 HR BB		1-0 FC5-4 1B		4	2	0	0	1	1	1					
Jim Edmonds, L OBP: 0.363, SLG: 0.500	(1, 8) BFCB 1-2 G3				1-1 F9			2-1 HR BB		4-1 1B BB		4	2	2	2	1	0	0					
Todd Greene, R OBP: 0.714, SLG: 0.857	(1, 3) X 0-0 FC5-4 1B				3-3 K			0-1 G3 1B		2-2 S 1B		3	0	2	0	0	1	0					
Chris Pritchett, L OBP: 0.400, SLG: 0.400	(7, PR) (7, 3) 0-0 FC5-4 1B							0-1 G3 1B		1-3 2H 1B		1	0	1	0	0	0	0					
Craig Shipley, R OBP: 0.317, SLG: 0.381	(11, PH) (11, 3) 0-0 FC5-4 1B							1-2 F8		3-1 P3		1	1	0	0	0	0	0					
Troy Glaus, R OBP: 0.304, SLG: 0.317	(1, 5) X 0-0 FC5-4 1-2				2-1 F8			1-2 F8		1-2 P3		4	0	0	0	1	0	4					
Matt Walbeck, S OBP: 0.313, SLG: 0.354	(1, 2) BFCB 2-1 G4-3 2B				1-2 P3			1-1 G3		4-2 G6-3 BB		3	0	1	0	1	0	1					
Reggie Williams, S OBP: 0.310, SLG: 0.391	(9, PR) (9, 2) 0-0 G4-3 2B							1-3 G3		1-3 G6-3 BB		0	0	0	0	0	0	0					
Phil Nevin, R OBP: 0.310, SLG: 0.391	(9, 2) X 0-0 G4-3 2B							0-1 P6		0-2 G6-3 BB		1	0	0	0	0	0	2					
Gary Disarcina, R OBP: 0.333, SLG: 0.403	(1, 6) X 0-0 G4-3 2-3							0-1 P6		0-2 G6-3 BB		4	0	0	0	1	0	4					
Inning Stats	R: 0 E: 0 K: 1 S: 6	H: 0 LOB: 0 BB: 1 P: 13	R: 0 E: 0 K: 0 S: 9	H: 1 LOB: 1 BB: 0 P: 12	R: 0 E: 0 K: 0 S: 7	H: 1 LOB: 1 BB: 0 P: 15	R: 0 E: 0 K: 0 S: 6	H: 0 LOB: 0 BB: 0 P: 9	R: 0 E: 0 K: 2 S: 9	H: 0 LOB: 1 BB: 1 P: 17	R: 2 E: 0 K: 0 S: 14	H: 2 LOB: 2 BB: 2 P: 25	R: 1 E: 0 K: 0 S: 11	H: 2 LOB: 2 BB: 1 P: 23	R: 0 E: 0 K: 0 S: 7	H: 0 LOB: 1 BB: 1 P: 13	R: 0 E: 0 K: 2 S: 9	H: 0 LOB: 0 BB: 0 P: 13	1B: 5 2B: 2 3B: 0 HR: 1	SF: 0 SAC: 0 DP: 1 HBP: 0	WP: 0 PB: 0 SB: 1 CS: 1	PA: 47	
PITCHER	IP 7.2	WLS 1.1	BF 33	H 6	R 3	ER 3	SO 4	BB 5	IBB 0	HBP 0	BLK 0	WP 0	HR 1	S 68	P 123	ERA 3.58	WHIP 1.435						
Brian Moehler, R ERA: 3.58	(1, 1)																						
Matt Anderson, R ERA: 1.99	(8, 1)	1.1	4	0	0	0	0	1	0	0	0	0	0	9	18	0.00	0.750						
Todd Jones, R ERA: 4.26	(10, 1)	1.0	3	0	0	0	2	0	0	0	0	0	0	9	13	0.00	0.000						
44 Sean Runyan, L ERA: 3.24	(11, 1)	0.0	L	2	1	2	0	0	0	0	0	0	0	5	10	∞	∞						
Doug Bochler, R ERA: 5.29	(11, 1)	1.0	4	1	0	0	0	1	0	0	0	0	0	7	14	0.00	2.000						

Anaheim Angels @ Detroit Tigers
Tiger Stadium, Detroit, MI
Tue Aug 11 1998, 7:05 PM EDT
Att: 13,010 - Cloudy - 77 F

AB 39
R 5
H 8
RBI 4
BB 7
SO 6
LOB 19



Batter	1	2	3	4	5	6	7	8	9	10	11	AB	R	H	RBI	BB	SO	LOB	BOTTOM				
Brian Hunter, R OBP: 0.289, SLG: 0.316	(1, 8) BFMH 2-2 G4-3 HBP		1-2 SAFE G5-3					1-3 S BB		0-1 G3 S 2B 1B		3	1	1	0	1	1	1					
Damion Easley, R OBP: 0.339, SLG: 0.495	(1, 4) CFCX 0-2 G4-3		3-1 F9					1-2 G5-3		2-2 G3		5	0	1	1	0	0	5					
Bobby Higginson, L OBP: 0.376, SLG: 0.522	(1, 9) FFB 2-3 K					2-3 K		1-0 F8		2-3 K		5	0	1	0	0	3	2					
Tony Clark, S OBP: 0.357, SLG: 0.518	(1, 3) CFCB 3-1 F8					1-3 K		2-3 K		0-0 K		5	0	1	1	0	3	3					
Luis Gonzalez, L OBP: 0.351, SLG: 0.474	(1, 7) CFCB 2-3 K					1-2 G6-3		0-1 G4-3		2-3 K		4	1	0	0	1	2	1					
Geronimo Berroa, R OBP: 0.321, SLG: 0.323	(1, 10) CFCB 1-3 K							2-0 G4-3 G5-3 E 1B		1-1 G4-3		5	1	1	0	0	1	1					
Gabe Alvarez, R OBP: 0.299, SLG: 0.397	(1, 5) CFCB 3-3 K							1-0 G5-3		0-1 G4-3		4	0	0	0	2	1						
Frank Catalanotto, L OBP: 0.281, SLG: 0.365	(11, PH) (11, 5) 3-3 K							1-2 G5-3		2-3 K		1	0	0	0	0	0	1					
Paul Bako, L OBP: 0.326, SLG: 0.351	(1, 2) BFCB 3-1 G5-3							2-1 G4-3		2-2 G3		4	0	0	1	0	1	1					
Deivi Cruz, R OBP: 0.276, SLG: 0.318	(1, 6) CFCB 1-2 G5-3							1-0 E6		1-1 1B G3 1B		4	1	2	0	0	1	0					
Trey Beamon, L OBP: 0.410, SLG: 0.441	(11, PH) (11, 6) 1-2 G5-3 1B							3H WP S				1	0	0	0	0	1	1					
Inning Stats	R: 0 E: 0 K: 1 S: 12	H: 0 LOB: 1 BB: 0 P: 19	R: 0 E: 0 K: 3 S: 10	H: 0 LOB: 0 BB: 0 P: 16	R: 0 E: 0 K: 0 S: 10	H: 1 LOB: 1 BB: 0 P: 20	R: 0 E: 0 K: 2 S: 9	H: 0 LOB: 0 BB: 0 P: 13	R: 1 E: 1 K: 0 S: 11	H: 1 LOB: 2 BB: 1 P: 22	R: 0 E: 0 K: 2 S: 16	H: 3 LOB: 3 BB: 0 P: 22	R: 0 E: 0 K: 0 S: 7	H: 0 LOB: 0 BB: 0 P: 10	R: 0 E: 0 K: 3 S: 12	H: 2 LOB: 2 BB: 0 P: 21	R: 1 E: 1 K: 1 S: 17	H: 0 LOB: 1 BB: 1 P: 26	1B: 6 2B: 1 3B: 0 HR: 0	SF: 1 SAC: 0 DP: 0 HBP: 1	WP: 2 PB: 0 SB: 4 CS: 0	PA: 45	
PITCHER	IP 7.1	WLS 0.2	BF 29	H 4	R 3	ER 2	SO 9	BB 1	IBB 0	HBP 0	BLK 0	WP 1	HR 0	S 77	P 126	ERA 2.46	WHIP 0.682						
Jeff Juden, R ERA: 5.38	(1, 1)																						
Trevor Wilson, L ERA: 3.0	(8, 1)	0.2	3	1	0	0	2	0	0	0	0	0	0	8	12	0.00	1.500						
Rich DeLucia, R ERA: 4.56	(9, 1)	1.2	6	1	0	0	2	0	0	0	0	0	0	14	23	0.00	0.600						
Greg Cadaret, L ERA: 4.14	(10, 1)	0.0	1	1	0	0	0	0	0	0	0	0	0	1	3	∞	∞						
Mike Fetters, R ERA: 3.97	(10, 1)	0.1	W	1	0	0	0	1	0	0	0	1	0	4	5	0.00	0.000						

Anaheim Angels @ Detroit Tigers
Tiger Stadium, Detroit, MI
Tue Aug 11 1998, 7:05 PM EDT
Att: 13,010 - Cloudy - 77 F

AB 41
R 4
H 7
RBI 3
BB 2
SO 15
LOB 17



Batter	1	2	3	4	5	6	7	8	9	AB	R	H	RBI	BB	SO	LOB	TOP				
Reggie Williams, S (1, 7) OBP: 0.750, SLG: 0.750	0-1 16 CS HBP 1B		3-2 1B		1-2 BB 1B		1-3 K			4	0	3	0	0	1	0	Anaheim Angels @ Detroit Tigers Tiger Stadium, Detroit, MI Wed Aug 12 1998, 7:05 PM EDT Att: 12,485 - Unknown - 78 F				
Randy Velarde, R (1, 4) OBP: 0.305, SLG: 0.444	2-0 16 CS HBP		1-3 K		0-3 SAFE K		1-0 G6-3			3	0	0	0	0	2	2					
16 Garret Anderson, L (1, 9) OBP: 0.342, SLG: 0.493	3-3 K			1-2 SAFE F8	3-2 SAFE F7			2-0 G6-3		4	0	0	0	0	1	3					
Tim Salmon, R (1, 10) OBP: 0.406, SLG: 0.539	3-3 K			0-0 G3 2B 1B	4-0 BB 1-2 BB			1-0 F8		3	1	1	0	1	1	1					
Jim Edmonds, L (1, 8) OBP: 0.360, SLG: 0.496		1-2 F7		1-2 G3	2-0 F8			2-1 G4-3		4	0	0	0	0	0	3					
Chris Pritchett, L (1, 3) OBP: 0.444, SLG: 0.375		3-2 L8		4-1 2B E BB		1-2 G5-3		1-2 G6-4-3 1B		3	1	1	0	1	0	0					
Craig Shipley, R (1, 5) OBP: 0.315, SLG: 0.385		0-3 K		0-1 E 2B		1-0 G6-3		2-2 G6-4-3 1-2 1B		4	1	1	1	0	1	1					
Phil Nevin, R (1, 2) OBP: 0.309, SLG: 0.388			2-2 F9	1-1 E7 1B		2-1 F9		1-3 K		4	0	1	2	0	1	0					
Gary Disarcina, R (1, 6) OBP: 0.330, SLG: 0.400			1-2 G4-3	1-2 G6-3		0-0 F8				3	0	0	0	0	0	1					
Inning Stats	R: 0 E: 0 K: 2 S: 10	H: 1 LOB: 1 BB: 0 P: 18	R: 0 E: 0 K: 1 S: 13	H: 0 LOB: 0 BB: 0 P: 17	R: 0 E: 0 K: 1 S: 12	H: 1 LOB: 1 BB: 0 P: 19	R: 3 E: 1 K: 0 S: 16	H: 3 LOB: 1 BB: 1 P: 24	R: 0 E: 0 K: 0 S: 6	H: 0 LOB: 0 BB: 0 P: 10	R: 0 E: 0 K: 1 S: 5	H: 0 LOB: 0 BB: 0 P: 7	R: 0 E: 0 K: 0 S: 4	H: 0 LOB: 0 BB: 0 P: 9	R: 0 E: 0 K: 1 S: 11	H: 1 LOB: 0 BB: 0 P: 15		1B: 6 2B: 2 3B: 0 HR: 0	SF: 0 SAC: 0 DP: 2 HBP: 1	WP: 0 PB: 0 SB: 0 CS: 2	PA: 35
PITCHER	IP	WLS	BF	H	R	ER	SO	BB	IBB	HBP	BLK	WP	HR	S	P	ERA	WHIP				
Seth Greisinger, R (1, 1) ERA: 5.61	7.0	L	29	6	3	3	6	2	0	1	0	0	0	75	118	3.86	1.143				
44 Sean Runyan, L (8, 1) ERA: 3.16	1.0		4	1	0	0	0	0	0	0	0	0	0	8	14	0.00	1.000				
Matt Anderson, R (9, 1) ERA: 1.9	1.0		2	0	0	0	1	0	0	0	0	0	0	7	10	0.00	0.000				

AB	32
R	3
H	7
RBI	3
BB	2
SO	7
LOB	11



Batter	1	2	3	4	5	6	7	8	9	AB	R	H	RBI	BB	SO	LOB	BOTTOM					
Brian Hunter, R (1, 8) OBP: 0.292, SLG: 0.322	1-2 G4-3 2B		1-3 K			1-0 1B		2-2 1B		4	1	3	0	0	1	0	Anaheim Angels @ Detroit Tigers Tiger Stadium, Detroit, MI Wed Aug 12 1998, 7:05 PM EDT Att: 12,485 - Unknown - 78 F					
Bobby Higginson, L (1, 9) OBP: 0.377, SLG: 0.521	0-0 G4-3		4-0 CS BB		0-1 SAFE L9		0-1 G6-4-3 1B			3	0	1	0	1	0	2						
Damion Easley, R (1, 4) OBP: 0.338, SLG: 0.492	0-0 G4-3		0-1 SAFE SAFE CS	3-2 G6-3		2-0 SAFE SAFE G6-4-3 1B		0-1 G6-4-3 1-2 1B		4	0	1	1	0	0	2						
Tony Clark, S (1, 10) OBP: 0.354, SLG: 0.514	3-H 1-2 G5-3		0-1 G1-3		0-1 G6-4-3		0-1 G6-4-3		1-3 K	4	0	0	0	0	1	2						
Luis Gonzalez, L (1, 7) OBP: 0.348, SLG: 0.470		2-3 K		3-1 F9		2-0 G3		2-3 K		4	0	0	0	0	2	0						
Frank Catalanotto, L (1, 3) OBP: 0.297, SLG: 0.407		1-2 HR		0-0 L7		2-1 G5-3 1B		0-1 1B		4	1	3	1	0	0	0						
Gabe Alvarez, R (1, 5) OBP: 0.298, SLG: 0.400		3-3 K		3-2 G4-3 2B		0-2 SAFE SAFE G5-3		1-3 K		4	0	1	0	0	2	2						
Joe Siddall, L (1, 2) OBP: 0.267, SLG: 0.500		1-1 F9		1-2 G4-3		0-1 P3				3	0	0	0	0	0	2						
Deivi Cruz, R (1, 6) OBP: 0.274, SLG: 0.315			1-3 K		2-0 G6-3			1-1 G6-3		3	0	0	0	0	1	1						
Inning Stats	R: 1 E: 0 K: 0 S: 9	H: 1 LOB: 0 BB: 0 P: 11	R: 1 E: 0 K: 2 S: 15	H: 1 LOB: 0 BB: 0 P: 22	R: 0 E: 0 K: 2 S: 7	H: 0 LOB: 0 BB: 1 P: 13	R: 0 E: 0 K: 0 S: 7	H: 0 LOB: 0 BB: 0 P: 13	R: 0 E: 0 K: 0 S: 9	H: 1 LOB: 1 BB: 0 P: 15	R: 0 E: 0 K: 0 S: 6	H: 2 LOB: 1 BB: 0 P: 9	R: 0 E: 0 K: 0 S: 8	H: 1 LOB: 1 BB: 0 P: 12	R: 0 E: 0 K: 0 S: 9	H: 2 LOB: 1 BB: 0 P: 12		R: 0 E: 0 K: 3 S: 12	H: 1 LOB: 1 BB: 0 P: 16	1B: 6 2B: 2 3B: 0 HR: 1	SF: 0 SAC: 0 DP: 2 HBP: 0	WP: 0 PB: 0 SB: 0 CS: 1
PITCHER	IP	WLS	BF	H	R	ER	SO	BB	IBB	HBP	BLK	WP	HR	S	P	ERA	WHIP					
Steve Sparks, R (1, 1) ERA: 4.62	7.1	W	28	7	2	2	4	1	0	0	0	0	0	66	103	2.46	1.091					
Trevor Wilson, L (8, 1) ERA: 3.0	0.0		1	1	0	0	0	0	0	0	0	0	0	2	2	∞	∞					
Pep Harris, R (8, 1) ERA: 4.5	0.2		1	0	0	0	0	0	0	0	0	0	0	2	2	0.00	0.000					
Troy Percival, R (9, 1) ERA: 3.02	1.0	S	4	1	0	0	3	0	0	0	0	0	0	12	16	0.00	1.000					

AB	33
R	2
H	9
RBI	2
BB	1
SO	7
LOB	11



Batter	1	2	3	4	5	6	7	8	9	AB	R	H	RBI	BB	SO	LOB	TOP								
Orlando Palmeiro, L (1,7) OBP: 0.417, SLG: 0.466	2-1 F9 16 1B 2B		1-0 L4-3 1B		2-2 1B		0-2 1B 1-H 2-H 2B		2-2 HBP	3	1	3	0	0	0	0	Anaheim Angels @ Toronto Blue Jays SkyDome, Toronto, ON Thu Aug 13 1998, 7:05 PM EDT Att: 26,481 - Unknown - 79 F								
Todd Greene, R (7,PH) OBP: 0.750, SLG: 1.000			1-2 L4-3		0-2 1B		2-2 F8		2-3 K	5	0	1	0	0	1	5									
Reggie Williams, S (7,PH) OBP: 0.750, SLG: 0.750			1-2 1-2		1-2 16 G1-6-3 1B																				
Craig Shipley, R (9,PH) OBP: 0.300, SLG: 0.385																									
Randy Velarde, R (1,4) OBP: 0.295, SLG: 0.420	0-1 F9 2-3		1-2 1-2		1-2 1B		2-2 F8		2-3 K	3	0	1	1	1	0	3									
16 Garret Anderson, L (1,9) OBP: 0.343, SLG: 0.492	2-1 FC6-4 1B		4-1 BB		1-2 1-2		0-1 G6-3			4	0	0	0	0	1	2									
Tim Salmon, R (1,10) OBP: 0.402, SLG: 0.533	2-1 FC6-4 BB		3-3 K		1-1 F9		3-2 F9			3	0	0	0	1	1	0									
Jim Edmonds, L (1,8) OBP: 0.359, SLG: 0.492	4-0 BB		0-2 G6-3		2-2 F8		3-3 K			3	0	0	0	1	1	0									
Troy Glaus, R (1,5) OBP: 0.300, SLG: 0.295	2-3 K		4-0 BB		3-2 F9		0-3 K			3	0	0	0	1	2	2									
Chris Pritchett, L (1,3) OBP: 0.385, SLG: 0.333		2-3 K		0-3 K			0-0 F8		2-1 SH1-4 1B	4	0	1	0	0	2	1									
Matt Walbeck, S (1,2) OBP: 0.316, SLG: 0.355		4-2 G6-3 BB		1 SAFE 2-2 G4-3			2-2 1B 2B 1B		2-0 SH1-4	2	1	1	0	1	0	1									
Gary Disarcina, R (1,6) OBP: 0.329, SLG: 0.398		1-0 G6-3		0-1 F9			1-2 1B 2B 1B		1-2 P3	4	1	1	0	0	0	2									
Inning Stats	R: 1 E: 0 K: 1 S: 11	H: 2 LOB: 2 BB: 1 P: 23	R: 0 E: 0 K: 1 S: 7	H: 0 LOB: 0 BB: 1 P: 14	R: 0 E: 0 K: 1 S: 11	H: 1 LOB: 1 BB: 1 P: 20	R: 0 E: 0 K: 1 S: 10	H: 0 LOB: 1 BB: 1 P: 16	R: 0 E: 0 K: 0 S: 11	H: 2 LOB: 1 BB: 0 P: 14	R: 0 E: 0 K: 0 S: 11	H: 0 LOB: 0 BB: 0 P: 17	R: 2 E: 0 K: 0 S: 17	H: 3 LOB: 1 BB: 0 P: 22	R: 0 E: 0 K: 2 S: 11	H: 0 LOB: 0 BB: 0 P: 17	R: 0 E: 0 K: 1 S: 11	H: 1 LOB: 2 BB: 0 P: 20	1B: 7 2B: 3 3B: 0 HR: 0	SF: 0 SAC: 1 DP: 3 HBP: 1	WP: 0 PB: 0 SB: 0 CS: 0	PA: 38			
PITCHER	IP	WLS	BF	H	R	ER	SO	BB	IBB	HBP	BLK	WP	HR	S	P	ERA	WHIP								
Woody Williams, R (1,1) ERA: 4.4	6.1		27	7	3	3	4	4	0	0	0	0	0	70	116	4.26	1.737								
Steve Sinclair, L (7,1) ERA:	0.2		3	1	0	0	0	0	0	0	0	0	0	8	10	0.00	1.500								
Bill Risley, R (8,1) ERA: 4.76	1.0	W	3	0	0	0	2	0	0	0	0	0	0	11	17	0.00	0.000								
Paul Quantrill, R (9,1) ERA: 2.52	0.2		3	1	0	0	0	0	0	0	0	0	0	6	11	0.00	1.500								
Dan Plesac, L (9,1) ERA: 3.67	0.1	S	2	0	0	0	1	0	0	1	0	0	0	5	9	0.00	0.000								

Batter	1	2	3	4	5	6	7	8	9	AB	R	H	RBI	BB	SO	LOB	BOTTOM								
Shannon Stewart, R (1,7) OBP: 0.375, SLG: 0.374	1-1 HR 1B		0-1 G3 2B		1-1 G5-4-3			0-2 F7		4	1	2	0	0	0	1	Anaheim Angels @ Toronto Blue Jays SkyDome, Toronto, ON Thu Aug 13 1998, 7:05 PM EDT Att: 26,481 - Unknown - 79 F								
Shawn Green, L (1,9) OBP: 0.335, SLG: 0.469	3-2 HR		1-0 G3		1-1 G3-1		1-0 1B 2B		1-1 1B 2B	4	2	2	2	0	0	1									
Jose Canseco, R (1,10) OBP: 0.330, SLG: 0.523	0-0 G6-3		2-3 K		1-3 K		1-2 1B 2B		2-3 1B	4	1	1	0	0	2	1									
Carlos Delgado, L (1,3) OBP: 0.384, SLG: 0.581	3-3 K		2-2 G4-3		4-2 BB		1-0 1B HBP		1-1 1B	2	0	0	0	1	1	1									
José Cruz Jr., S (1,8) OBP: 0.336, SLG: 0.369	1-1 G6-3			3-2 P3		2-0 P4		1-1 1B	4	0	1	2	0	0	0	1									
Tony Fernandez, S (1,5) OBP: 0.380, SLG: 0.431		3-1 1B		1-0 L7		1-0 F8				3	0	1	0	0	0	0									
Mark Dalessandro, R (1,2) OBP: 0.295, SLG: 0.458		1-3 K		0-0 F9		2-2 F9		2-2 F9		3	0	0	0	0	1	1									
Craig Grebeck, R (1,4) OBP: 0.371, SLG: 0.408		0-0 F9			1-3 K		3-2 F8			3	0	0	0	0	1	1									
Alex Gonzalez, R (1,6) OBP: 0.285, SLG: 0.367		3-2 F9			2-2 G5-4-3 1B		2-2 G5-3			3	0	1	0	0	0	1									
Inning Stats	R: 2 E: 0 K: 1 S: 12	H: 2 LOB: 0 BB: 0 P: 20	R: 0 E: 0 K: 1 S: 11	H: 1 LOB: 0 BB: 0 P: 18	R: 0 E: 0 K: 1 S: 11	H: 1 LOB: 0 BB: 0 P: 16	R: 0 E: 0 K: 0 S: 6	H: 0 LOB: 0 BB: 0 P: 10	R: 0 E: 0 K: 1 S: 10	H: 1 LOB: 0 BB: 0 P: 14	R: 0 E: 0 K: 1 S: 12	H: 0 LOB: 1 BB: 1 P: 20	R: 0 E: 0 K: 0 S: 7	H: 0 LOB: 0 BB: 0 P: 13	R: 2 E: 0 K: 0 S: 14	H: 3 LOB: 2 BB: 0 P: 20	R: 0 E: 0 K: 1 S: 11	H: 1 LOB: 2 BB: 0 P: 20	1B: 5 2B: 2 3B: 0 HR: 1	SF: 0 SAC: 0 DP: 1 HBP: 1	WP: 0 PB: 0 SB: 1 CS: 0	PA: 32			
PITCHER	IP	WLS	BF	H	R	ER	SO	BB	IBB	HBP	BLK	WP	HR	S	P	ERA	WHIP								
Chuck Finley, L (1,1) ERA: 2.91	7.0		26	5	2	2	5	1	0	0	0	0	0	69	111	2.57	0.857								
Pep Harris, R (8,1) ERA: 4.65	0.2		3	1	1	1	0	0	0	0	0	0	0	9	12	13.50	1.500								
Shigetoshi Hasegawa, R (8,1) ERA: 3.28	0.0	L	1	1	0	0	0	0	0	0	0	0	0	3	4	*	*								
Greg Cadaret, L (8,1) ERA: 4.14	0.0		1	0	0	0	0	0	0	1	0	0	0	0	1	*	*								
Mike Fetters, R (8,1) ERA: 3.84	0.1		1	1	1	1	0	0	0	0	0	0	0	2	3	27.00	3.000								

AB 32
R 3
H 9
RBI 3
BB 4
SO 7
LOB 16



AB 30
R 4
H 8
RBI 4
BB 1
SO 5
LOB 8




WP: 0
PB: 0
SB: 1
CS: 0

Batter	1	2	3	4	5	6	7	8	9	AB	R	H	RBI	BB	SO	LOB	TOP				
Ray Durham, S OBP: 0.372, SLG: 0.479	1-1 F8		3-1 1B		2-1 F7		1-1 FC3-6		1-2 F8	5	0	1	0	0	0	2					
Mike Caruso, S OBP: 0.332, SLG: 0.403	1-0 1B		0-2 G6-3		1-0 1B		0-2 F8			4	0	2	0	0	0	3					
Frank Thomas, R OBP: 0.369, SLG: 0.455	0-2 F9			0-0 HR	1-0 L9			1-0 P3		4	1	1	1	0	0	2					
Albert Belle, R OBP: 0.375, SLG: 0.614	1-0 PO	3-2 F7		0-1 HR		0-1 L9		4-2 BB		3	1	1	1	1	0	0					
Robin Ventura, L OBP: 0.340, SLG: 0.415		2-1 G3-1		3-2 F7		2-0 L4		2-3 K		4	0	0	0	0	1	1					
Greg Norton, S OBP: 0.308, SLG: 0.437		3-3 K		0-2 G6-3	2B	0-0 2B		0-0 P5		4	0	2	0	0	1	1					
Magglio Ordonez, R OBP: 0.327, SLG: 0.425			3-1 G6-3	0-0 G6-3		2-3 K			0-0 P4	4	0	0	0	0	1	2					
25 Jeff Abbott, R OBP: 0.307, SLG: 0.465			1-1 G5-3	1-1 G1-6-3			1-0 G5-3		2-2 1B	4	0	1	0	0	0	1					
Robert Machado, R OBP: 0.292, SLG: 0.422			1-1 1B		0-3 K		1-1 FC3-6		1-0 F7	4	0	2	0	0	1	1					
Inning Stats	R: 0 E: 0 K: 0 S: 6	H: 1 LOB: 0 BB: 0 P: 9	R: 0 E: 0 K: 1 S: 10	H: 0 LOB: 0 BB: 0 P: 18	R: 0 E: 0 K: 0 S: 11	H: 2 LOB: 2 BB: 0 P: 19	R: 2 E: 0 K: 0 S: 15	H: 3 LOB: 1 BB: 0 P: 19	R: 0 E: 0 K: 1 S: 7	H: 1 LOB: 1 BB: 0 P: 11	R: 0 E: 0 K: 0 S: 8	H: 1 LOB: 1 BB: 0 P: 11	R: 0 E: 0 K: 1 S: 8	H: 0 LOB: 1 BB: 1 P: 15	R: 0 E: 0 K: 0 S: 8	H: 1 LOB: 1 BB: 0 P: 12	1B: 6 2B: 2 3B: 0 HR: 2	SF: 0 SAC: 0 DP: 0 HBP: 0	WP: 0 PB: 0 SB: 0 CS: 0	PA: 38	
PITCHER	IP	WLS	BF	H	R	ER	SO	BB	IBB	HBP	BLK	WP	HR	S	P	ERA	WHIP				
Steve Sparks, R ERA: 4.45	7.0	W	29	9	2	2	3	0	0	0	0	0	2	64	98	2.57	1.286				
Shigetoshi Hasegawa, R ERA: 3.23	2.0		8	1	0	0	1	1	0	0	0	0	0	16	27	0.00	1.000				

Chicago White Sox @ Anaheim Angels
Edison International Field, Anaheim, CA
Mon Aug 17 1998, 10:05 PM EDT
Att: 22,174 - Unknown - 73 F


AB 36
R 2
H 10
RBI 2
BB 1
SO 4
LOB 13



Batter	1	2	3	4	5	6	7	8	9	AB	R	H	RBI	BB	SO	LOB	BOTTOM				
Orlando Palmeiro, L OBP: 0.416, SLG: 0.456	2-1 G6-3		0-0 F8	1-2 G6-3		2-0 CS				4	0	1	0	0	0	1					
Randy Velarde, R OBP: 0.319, SLG: 0.377	0-3 K		1-2 G6-3	4-2 BB		3-2 F9				3	0	0	0	1	1	1					
16 Garret Anderson, L OBP: 0.340, SLG: 0.482	0-2 F7		2-0 1B	0-2 G4-3			0-2 G5-3			4	1	1	0	0	0	1					
Tim Salmon, R OBP: 0.410, SLG: 0.553		2-2 G3-1	2-0 L9		1-3 K		0-0 2B			4	1	2	0	0	1	1					
Jim Edmonds, L OBP: 0.357, SLG: 0.488		1-2 E4	0-0 G3-1	1-3 HR	2-0 G4-3		1-2 G3-1			4	2	1	0	0	0	2					
Troy Glaus, R OBP: 0.279, SLG: 0.328		2-0 G3-1	4-0 2B	1-3 2B	0-1 1B		2-0 G6-3			3	2	1	1	1	0	2					
Chris Pritchett, L OBP: 0.360, SLG: 0.500		2-0 G4-3	2-1 2B	1-1 FC6-4			0-1 G4-3			4	0	2	4	0	0	1					
Phil Nevin, R OBP: 0.306, SLG: 0.395		2-0 HR	0-2 F9	1-2 FC6-4			0-1 G6-3			4	1	1	2	0	0	2					
Gary Disarcina, R OBP: 0.328, SLG: 0.400		1-0 2B		0-1 G6-3		2-2 G6-3				4	0	1	0	0	0	0					
Inning Stats	R: 0 E: 0 K: 1 S: 8	H: 0 LOB: 0 BB: 0 P: 10	R: 3 E: 1 K: 0 S: 11	H: 3 LOB: 1 BB: 0 P: 21	R: 3 E: 0 K: 0 S: 11	H: 3 LOB: 1 BB: 1 P: 22	R: 0 E: 0 K: 0 S: 12	H: 0 LOB: 1 BB: 1 P: 17	R: 1 E: 0 K: 1 S: 11	H: 2 LOB: 1 BB: 0 P: 16	R: 0 E: 0 K: 0 S: 7	H: 1 LOB: 0 BB: 0 P: 14	R: 0 E: 0 K: 0 S: 8	H: 1 LOB: 1 BB: 0 P: 11	R: 0 E: 0 K: 0 S: 5	H: 0 LOB: 0 BB: 0 P: 5	1B: 5 2B: 4 3B: 0 HR: 1	SF: 0 SAC: 0 DP: 0 HBP: 0	WP: 0 PB: 0 SB: 0 CS: 1	PA: 36	
PITCHER	IP	WLS	BF	H	R	ER	SO	BB	IBB	HBP	BLK	WP	HR	S	P	ERA	WHIP				
Jim Parque, L ERA: 5.32	6.0	L	29	9	7	4	2	2	0	0	0	0	0	10	13	0.00	0.750				
Bryan Ward, L ERA: 3.77	1.1		5	1	0	0	0	0	0	0	0	0	0	3	3	0.00	0.000				
Chad Bradford, R ERA: 3.24	0.2		2	0	0	0	0	0	0	0	0	0	0	3	3	0.00	0.000				

Chicago White Sox @ Anaheim Angels
Edison International Field, Anaheim, CA
Mon Aug 17 1998, 10:05 PM EDT
Att: 22,174 - Unknown - 73 F

AB 34
R 7
H 10
RBI 7
BB 2
SO 2
LOB 11



Batter	1	2	3	4	5	6	7	8	9	AB	R	H	RBI	BB	SO	LOB	TOP					
Ray Durham, S OBP: 0.375, SLG: 0.480	F9		BB		F9		E 2B 1B		G4-3 SH FC1-2 1B	4	1	2	1	1	0	1						
Mike Caruso, S OBP: 0.326, SLG: 0.398	K		F7			F9	K2-3		SH G4-3	4	0	0	0	0	2	4						
Frank Thomas, R OBP: 0.369, SLG: 0.452	P4			1B BB		K	2B BB		G4-3	3	0	0	0	2	1	2						
Albert Belle, R OBP: 0.377, SLG: 0.621		F7		K		HR	2B		SH IBB	4	1	2	3	1	1	1						
Robin Ventura, L OBP: 0.341, SLG: 0.417	G4-3		G6-4-3 1B		2B	F9	2B		P5	5	0	2	0	0	0	5						
Wil Cordero, R OBP: 0.300, SLG: 0.425	G1-3		G6-4-3 1-2		K			G6-3	FC1-2 3-H	5	0	0	0	0	1	6						
Magglio Ordonez, R OBP: 0.327, SLG: 0.423			E5 FC6-4		F8		SH5-4 1B		F8	4	1	1	0	0	0	0						
Chad Kreuter, S OBP: 0.369, SLG: 0.330			K			SH5-4				3	0	2	0	0	1	1						
Mike Cameron, R OBP: 0.283, SLG: 0.314			FC6-4 S		K		E 1B 2B BB		P5	3	1	0	0	1	1	3						
Inning Stats	R: 0 E: 0 K: 1 S: 7	H: 0 LOB: 0 BB: 0 P: 11	R: 0 E: 0 K: 0 S: 6	H: 0 LOB: 0 BB: 0 P: 10	R: 0 E: 1 K: 1 S: 13	H: 0 LOB: 2 BB: 1 P: 23	R: 0 E: 0 K: 1 S: 13	H: 1 LOB: 1 BB: 1 P: 22	R: 0 E: 0 K: 1 S: 9	H: 1 LOB: 1 BB: 0 P: 14	R: 1 E: 0 K: 2 S: 14	H: 2 LOB: 1 BB: 0 P: 23	R: 3 E: 1 K: 1 S: 15	H: 3 LOB: 2 BB: 2 P: 29	R: 0 E: 0 K: 0 S: 10	H: 1 LOB: 1 BB: 0 P: 18	R: 0 E: 0 K: 0 S: 10	H: 1 LOB: 3 BB: 1 P: 17	1B: 6 2B: 2 3B: 0 HR: 1	SF: 0 SAC: 2 DP: 1 HBP: 0	WP: 0 PB: 0 SB: 1 CS: 0	PA: 42
PITCHER	IP	WLS	BF	H	R	ER	SO	BB	IBB	HBP	BLK	WP	HR	S	P	ERA	WHIP					
Chuck Finley, L ERA: 3.01	6.2	L	30	6	4	4	7	4	0	0	0	0	1	72	122	5.40	1.500					
Mike Fetters, R ERA: 3.93	1.1		6	2	0	0	0	0	0	0	0	0	0	15	28	0.00	1.500					
Rich DeLucia, R ERA: 4.35	0.1		4	1	0	0	0	0	1	0	0	0	0	5	11	0.00	3.000					
Trevor Wilson, L ERA: 2.25	0.1		1	0	0	0	0	0	0	0	0	0	0	3	4	0.00	0.000					
Pep Harris, R ERA: 4.5	0.1		1	0	0	0	0	0	0	0	0	0	0	2	2	0.00	0.000					

Chicago White Sox @ Anaheim Angels
Edison International Field, Anaheim, CA
Tue Aug 18 1998, 10:05 PM EDT
Att: 26,160 - Unknown - 77 F

AB	35
R	4
H	9
RBI	4
BB	5
SO	7
LOB	23

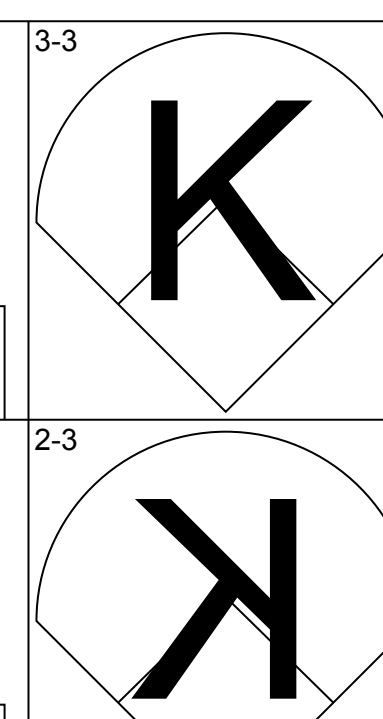
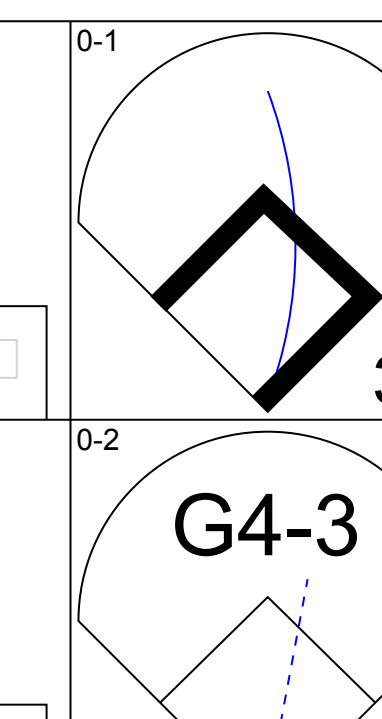
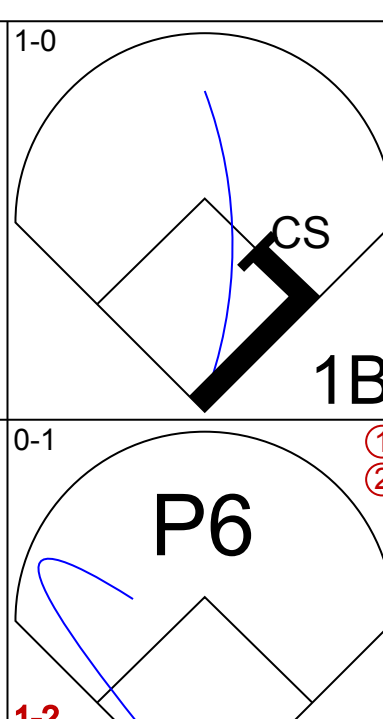
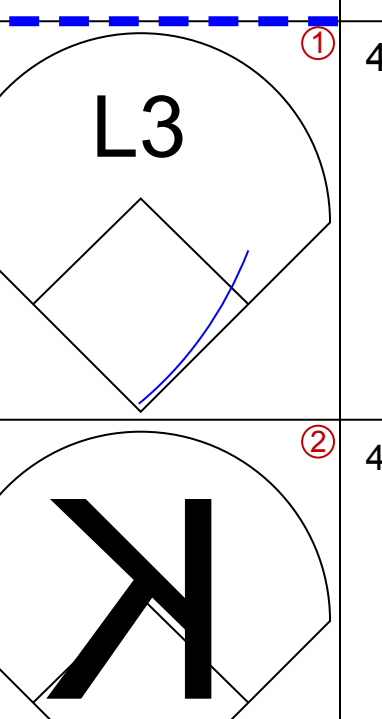
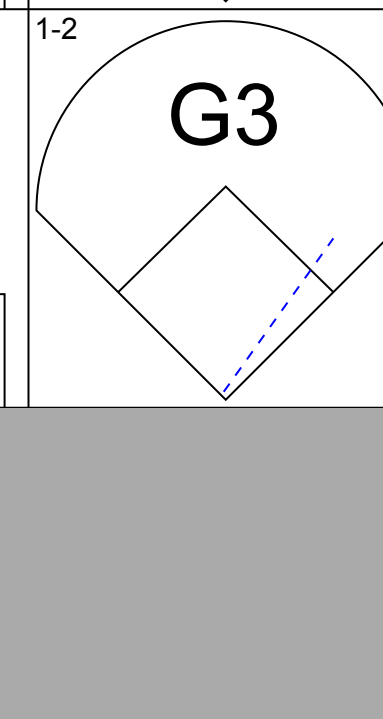

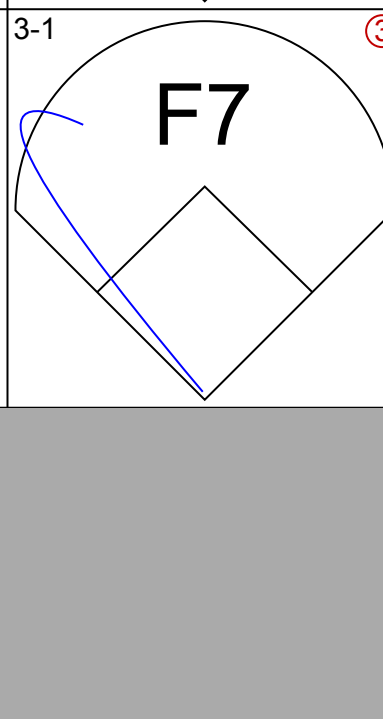
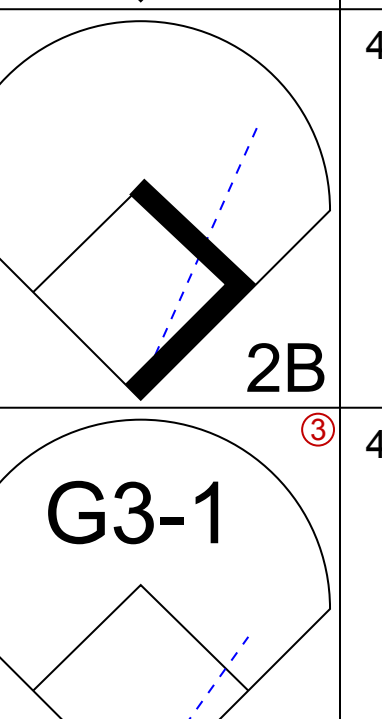

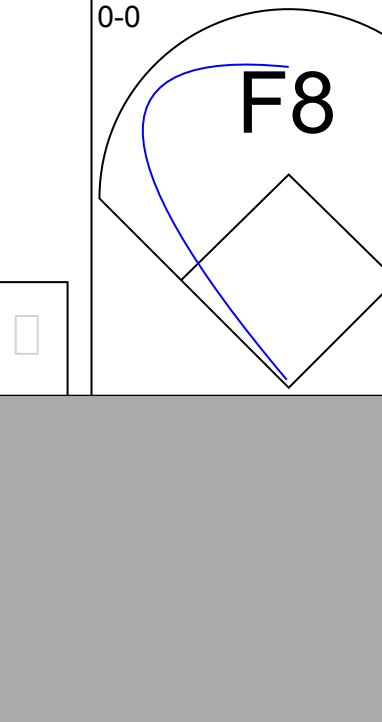


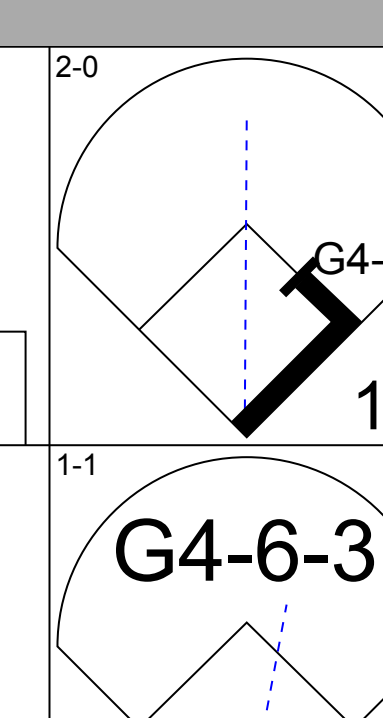
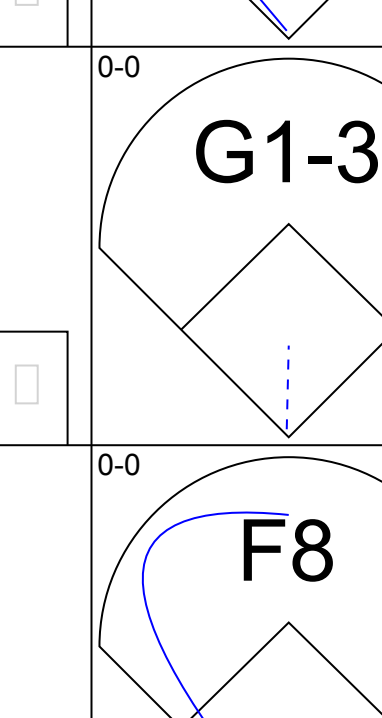
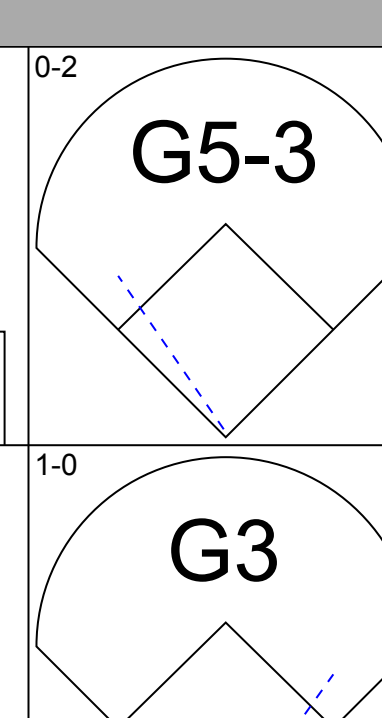
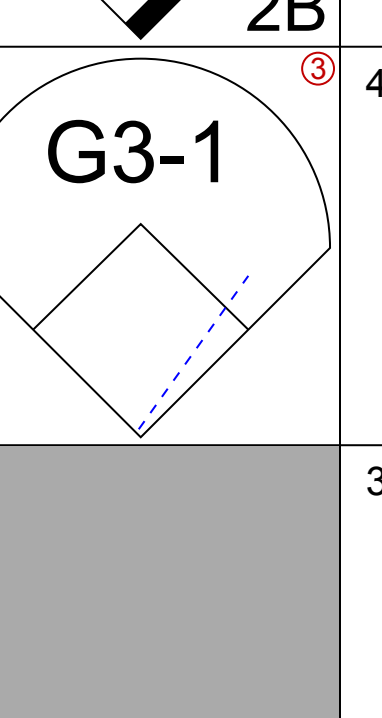
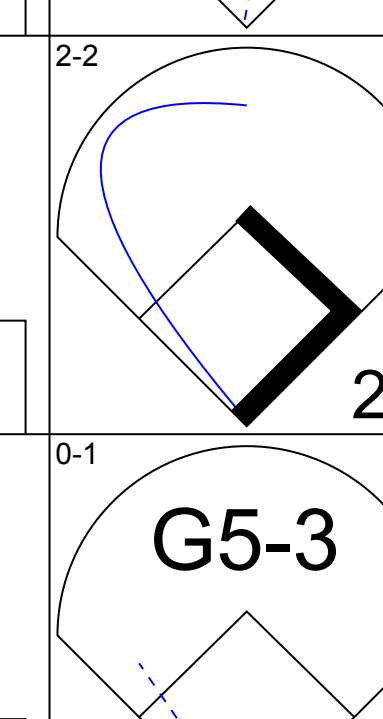

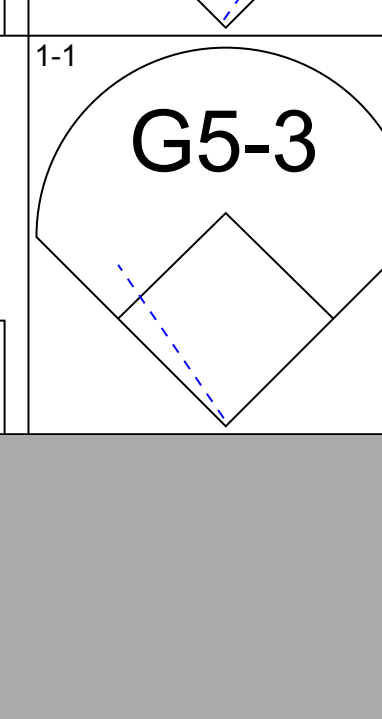

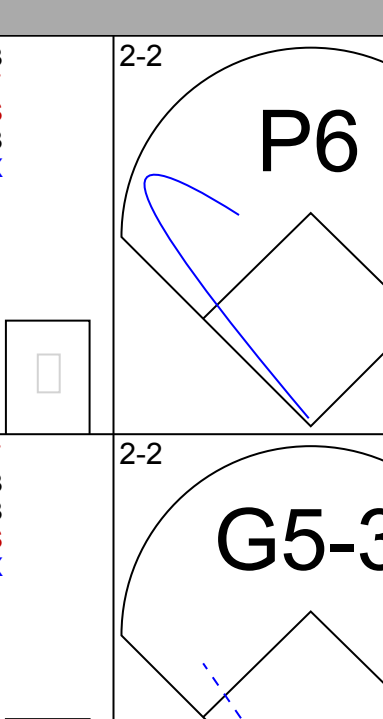

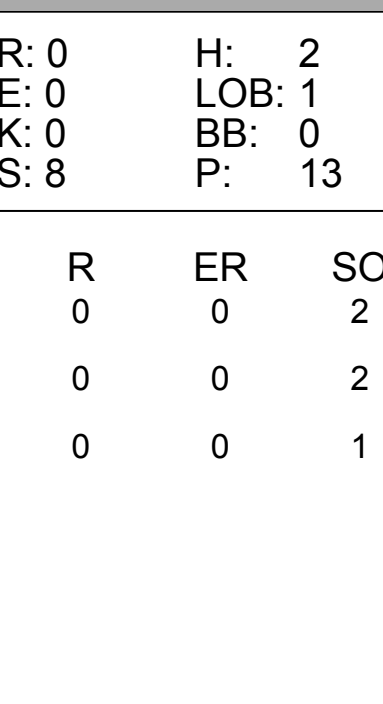
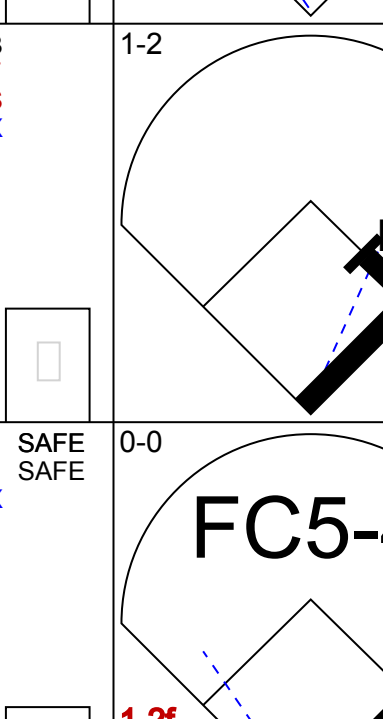
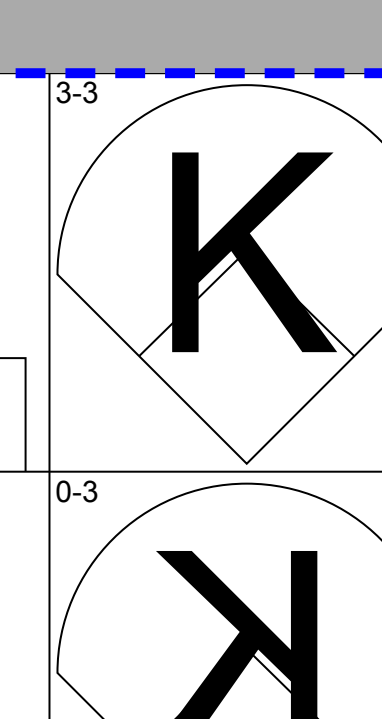
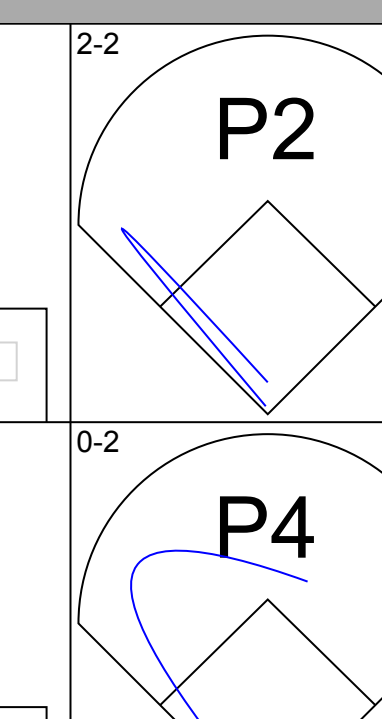
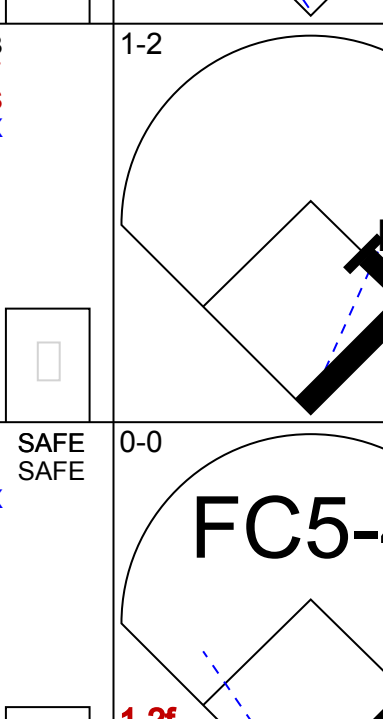
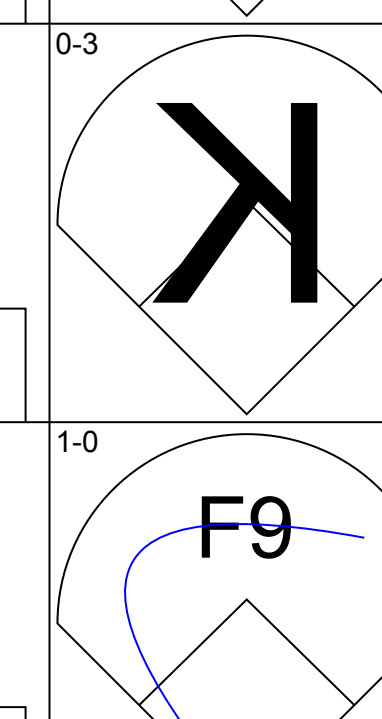
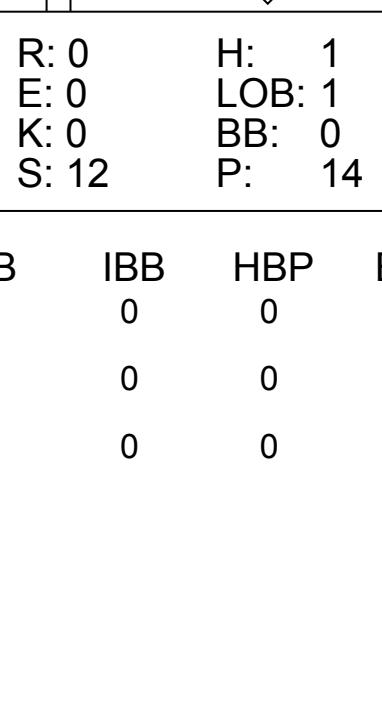
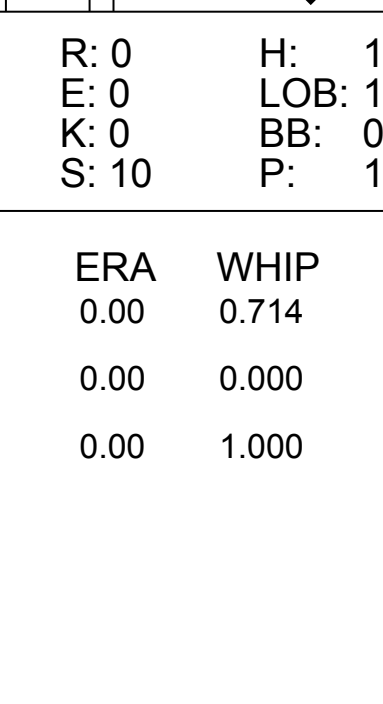
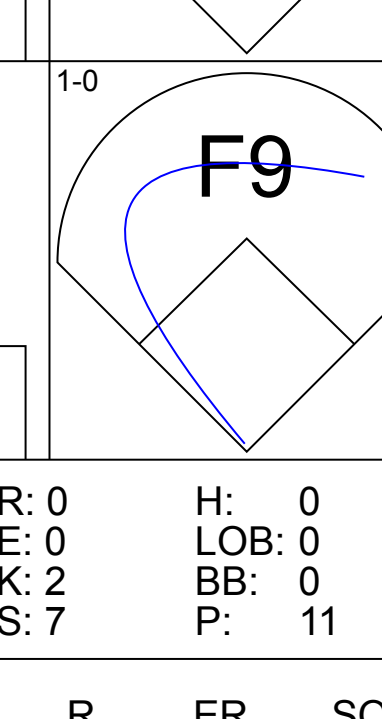


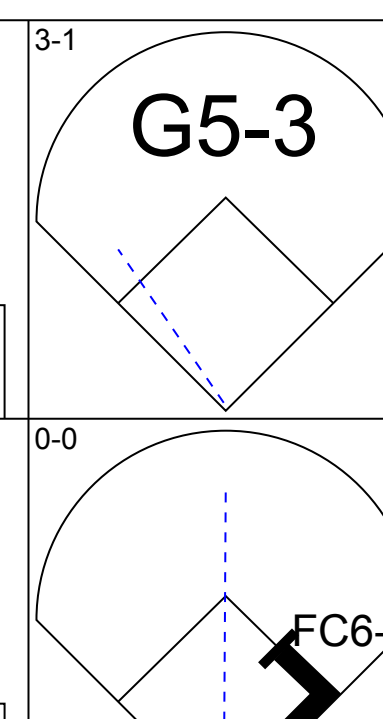
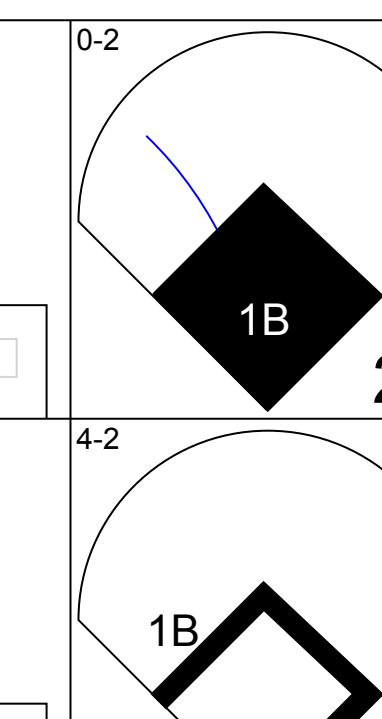


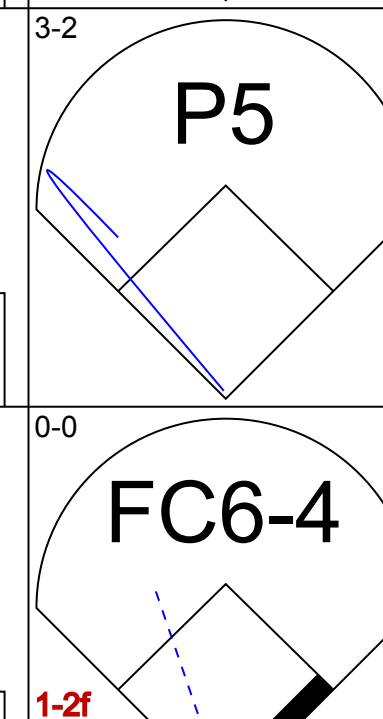
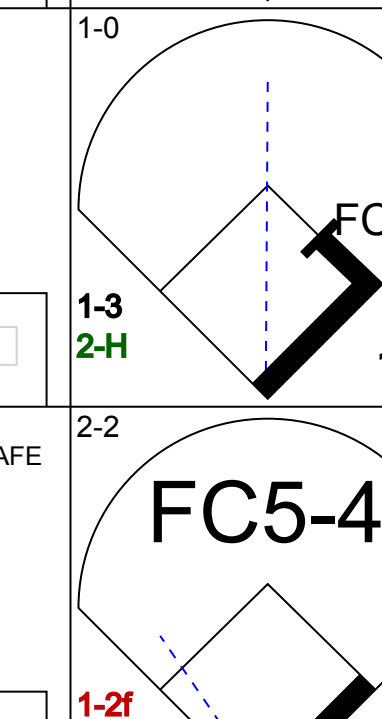
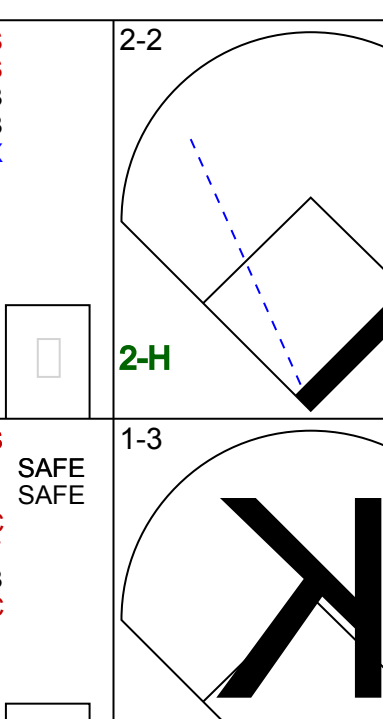
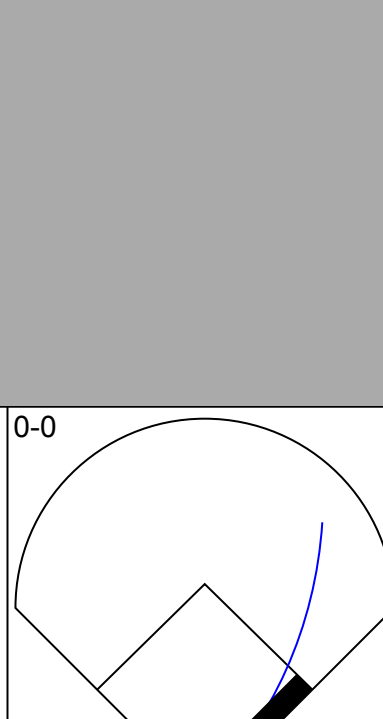
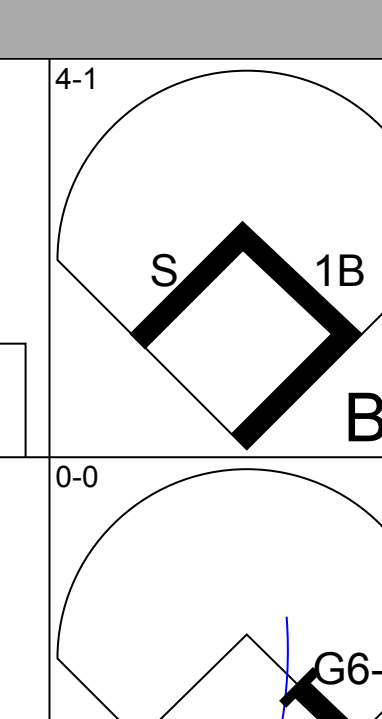


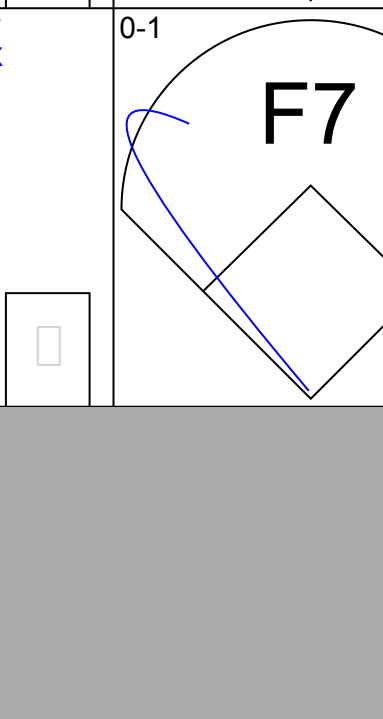
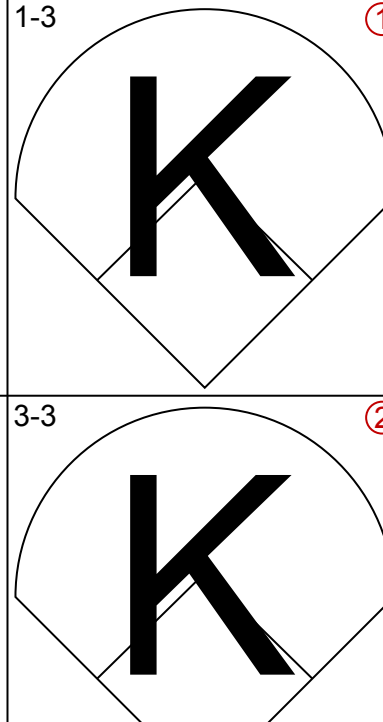
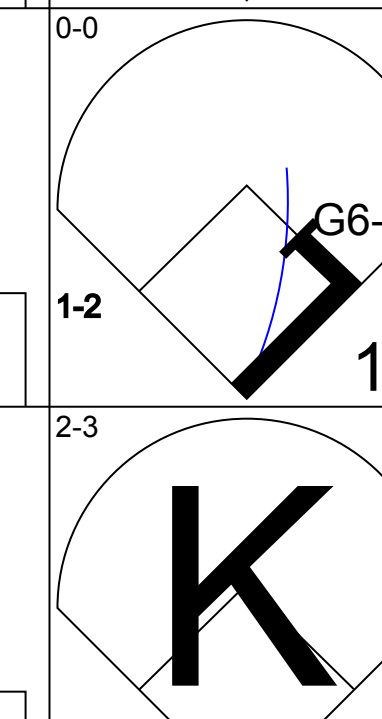

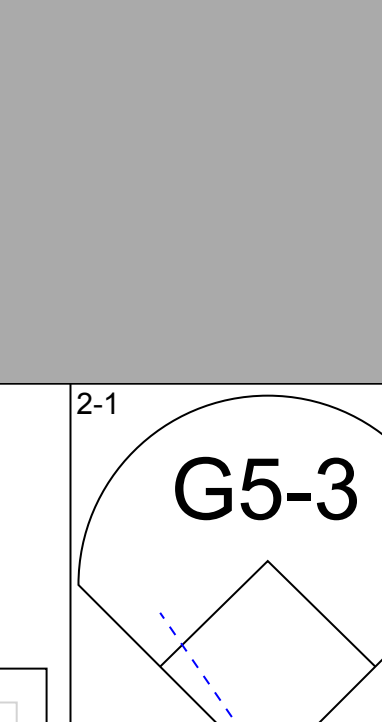


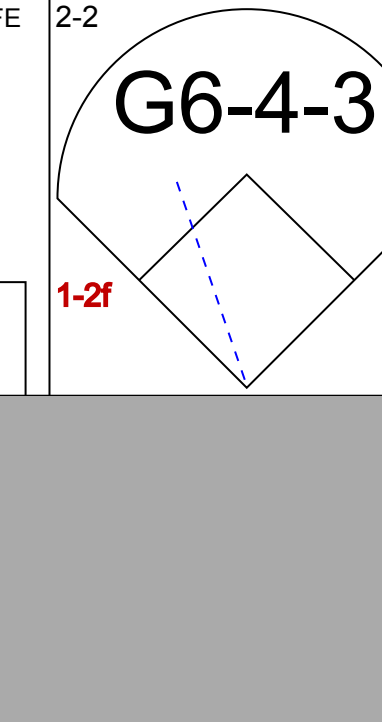
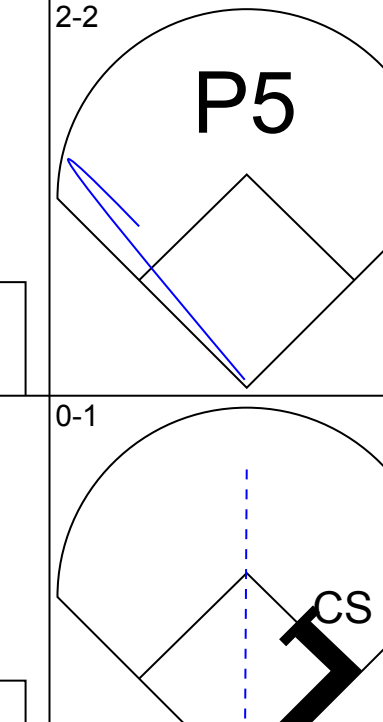
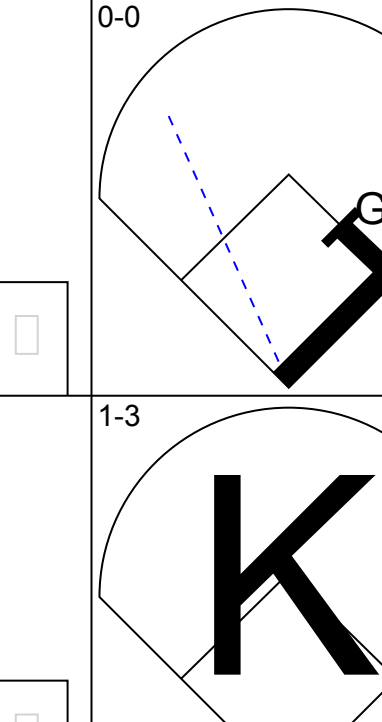


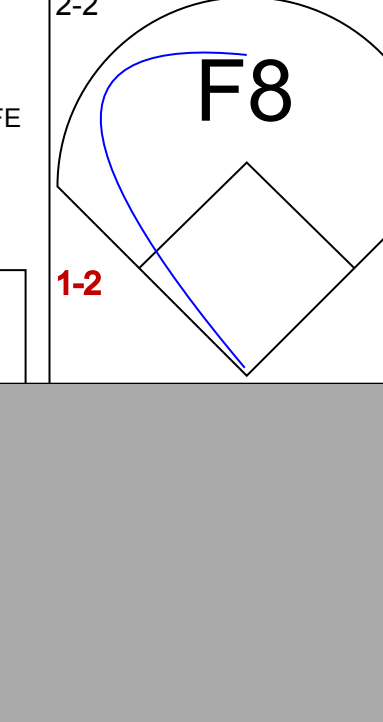
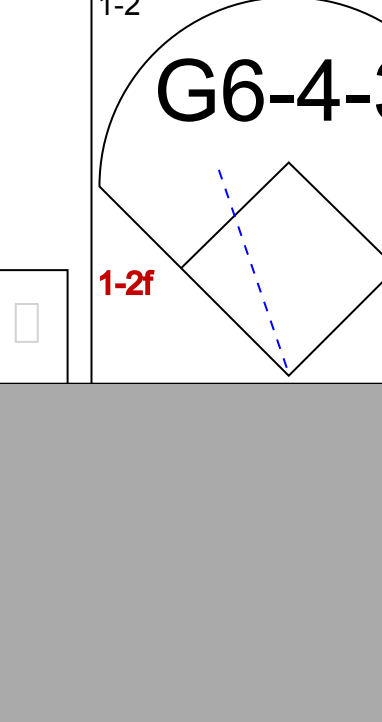
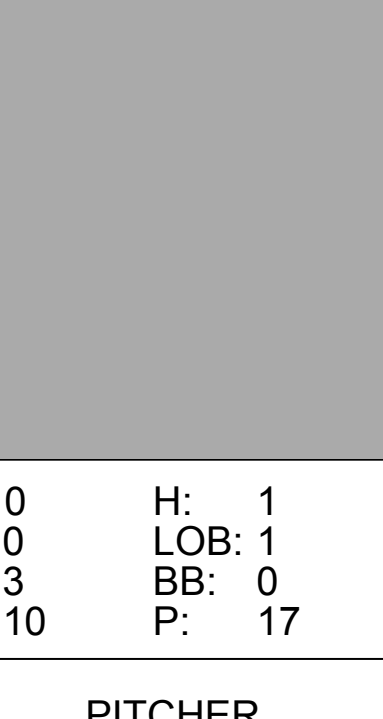
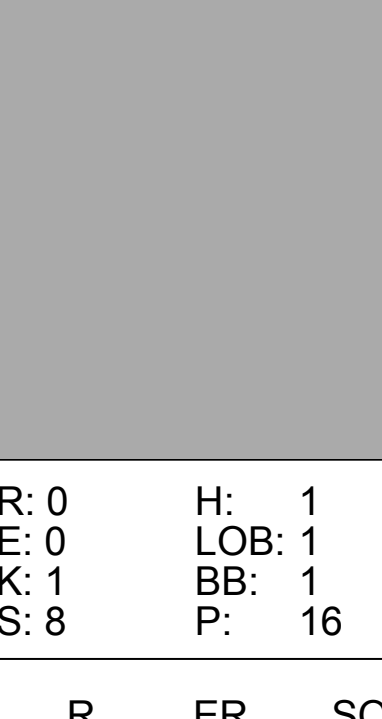

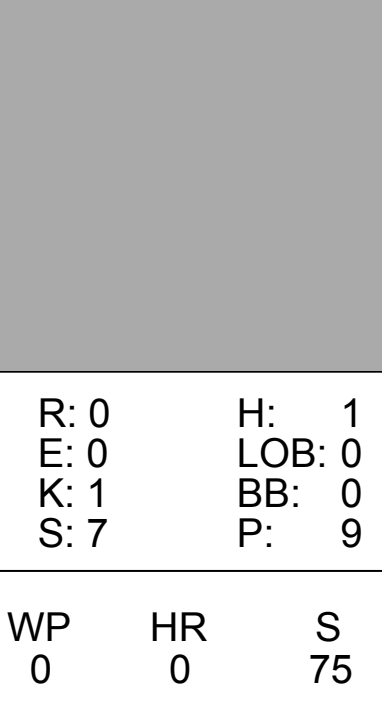




Batter	1	2	3	4	5	6	7	8	9	AB	R	H	RBI	BB	SO	LOB	BOTTOM					
Orlando Palmeiro, L OBP: 0.407, SLG: 0.444	G4-3		16 K 1B		K		K		F7	5	0	1	0	0	2	0						
Randy Velarde, R OBP: 0.315, SLG: 0.359			F8			K			P5	3	0	0	0	1	2	1						
Todd Greene, R OBP: 0.526, SLG: 0.611	16 2B BB					K				1	0	0	0	0	0	0						
16 Garret Anderson, L OBP: 0.341, SLG: 0.483			K			F7		BB BB 1B	F7	5	1	2	0	0	1	1						
Tim Salmon, R OBP: 0.413, SLG: 0.560					G4-3 SF8 2B	BB 2B			F7	3	1	2	0	1	0	1						
Jim Edmonds, L OBP: 0.359, SLG: 0.486	G4-6-3		G4-3		G4-3	BB IBB		BB BB		2	0	0	0	2	0	4						
Troy Glaus, R OBP: 0.276, SLG: 0.317			L6		SF8				K	2	0	0	1	1	1	2						
Chris Pritchett, L OBP: 0.379, SLG: 0.481					F7		G3			3	0	1	0	1	0	3						
Matt Walbeck, S OBP: 0.318, SLG: 0.362			1B						BB BB	3	1	1	2	1	1	1						
Gary Disarcina, R OBP: 0.325, SLG: 0.396			G1-3		G1-3		G6-3		L4	4	0	0	0	0	0	4						
Inning Stats	R: 0 E: 0 K: 0 S: 11	H: 1 LOB: 2 BB: 2 P: 24	R: 0 E: 0 K: 1 S: 9	H: 1 LOB: 0 BB: 0 P: 13	R: 0 E: 0 K: 1 S: 8	H: 1 LOB: 0 BB: 0 P: 13	R: 1 E: 0 K: 0 S: 6	H: 1 LOB: 0 BB: 0 P: 8	R: 0 E: 0 K: 1 S: 6	H: 0 LOB: 0 BB: 0 P: 8	R: 0 E: 0 K: 1 S: 20	H: 1 LOB: 3 BB: 2 P: 36	R: 1 E: 0 K: 2 S: 15	H: 1 LOB: 0 BB: 0 P: 20	R: 1 E: 0 K: 1 S: 13	H: 1 LOB: 3 BB: 3 P: 32	R: 0 E: 0 K: 0 S: 5	H: 0 LOB: 0 BB: 0 P: 9	1B: 3 2B: 3 3B: 0 HR: 1	SF: 1 SAC: 0 DP: 1 HBP: 0	WP: 0 PB: 0 SB: 0 CS: 0	PA: 39
PITCHER	IP	WLS	BF	H	R	ER	SO	BB	IBB	HBP	BLK	WP	HR	S	P	ERA	WHIP					
John Snyder, R ERA: 5.25	6.0	W	25	5	1	1	4	3	1	0	0	0	0	60	102	1.50	1.333					
Keith Foulke, R ERA: 3.79	1.0		4	1	1	1	2	0	0	0	0	0	1	15	20	9.00	1.000					
Bob Howry, R ERA: 3.06	0.2		5	1	1	1	1	2	0	0	0	0	0	8	21	13.50	4.500					
41 Bill Simas, R ERA: 2.45	1.1	S	5	0	0	0	0	1	0	0	0	0	0	10	20	0.00	0.750					

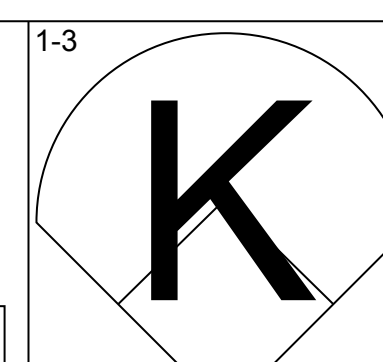
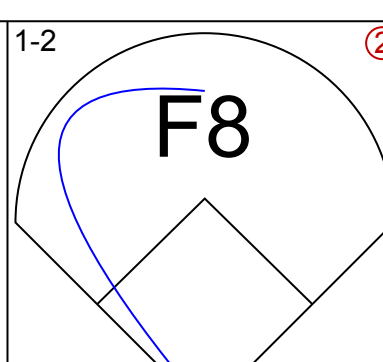
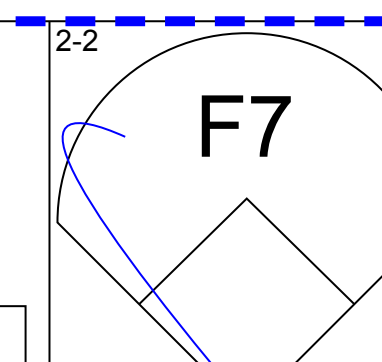
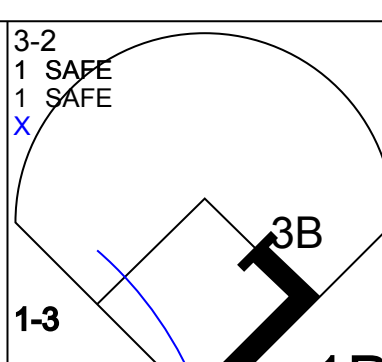
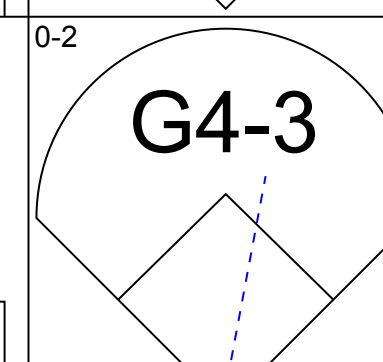
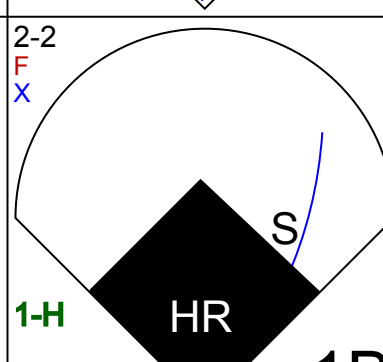
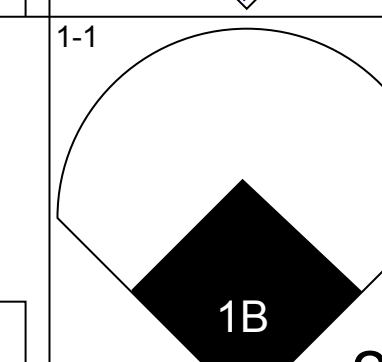
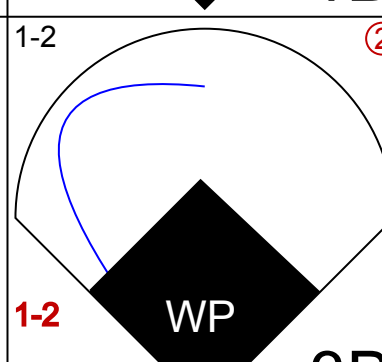
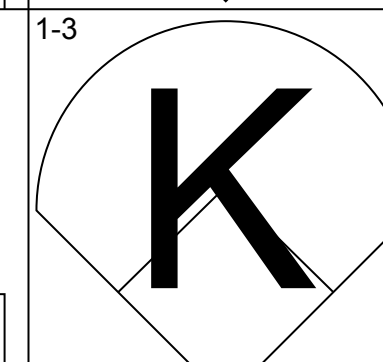
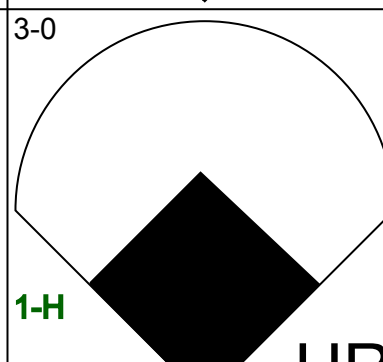
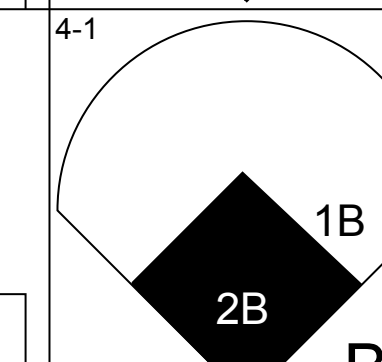
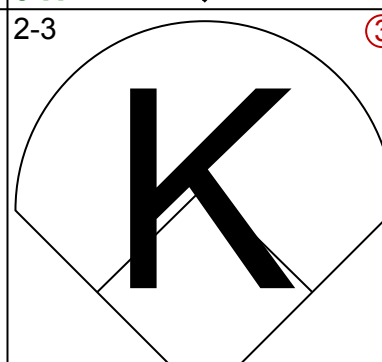
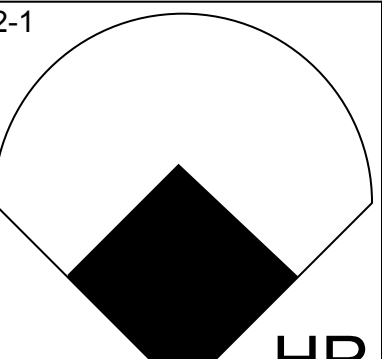
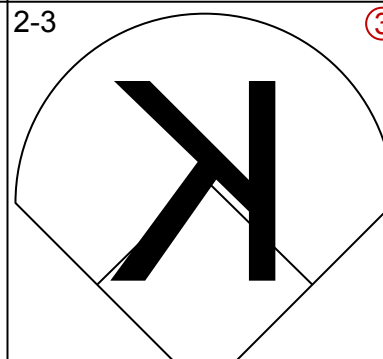
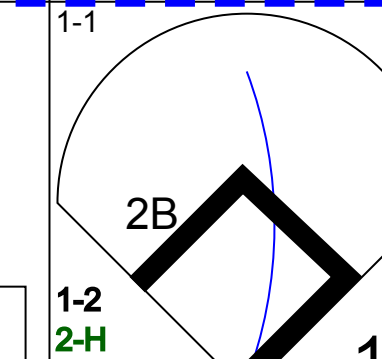

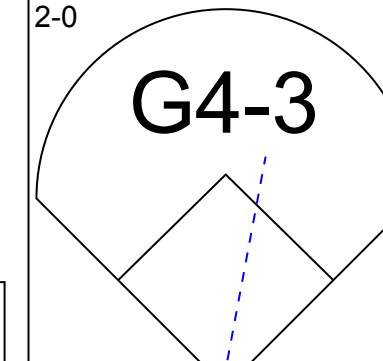
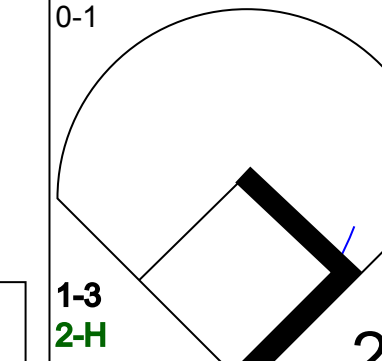

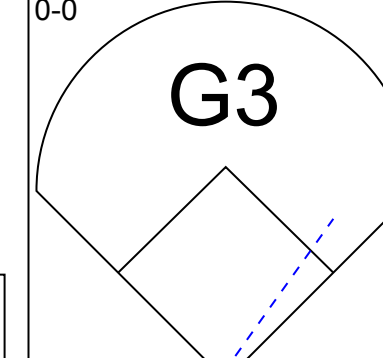
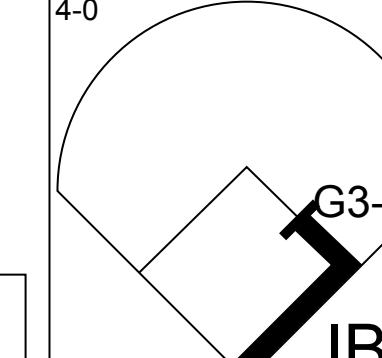


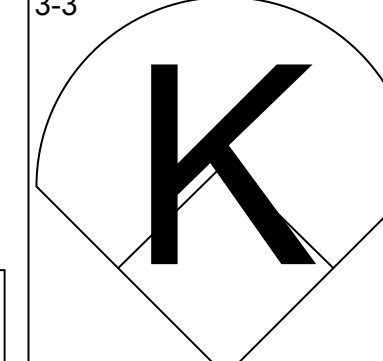
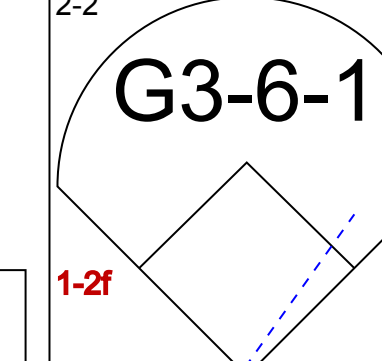

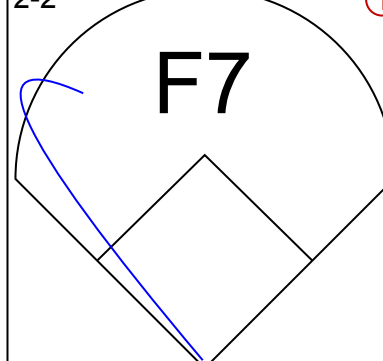

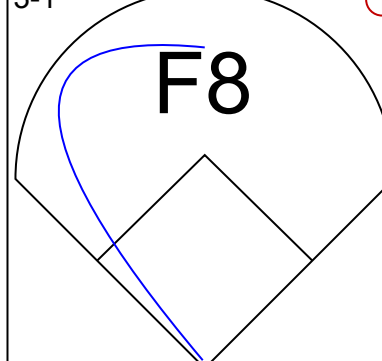
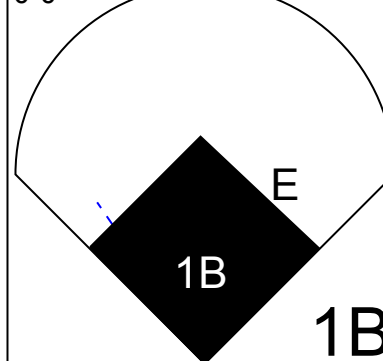

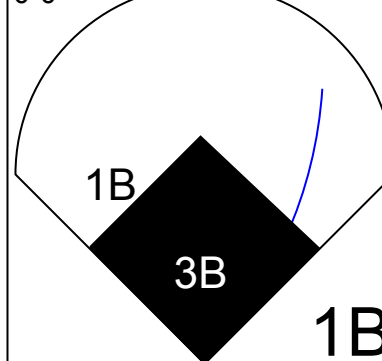
Chicago White Sox @ Anaheim Angels
Edison International Field, Anaheim, CA
Tue Aug 18 1998, 10:05 PM EDT
Att: 26,160 - Unknown - 77 F

AB	31
R	3
H	7
RBI	3
BB	7
SO	7
LOB	17



Batter	1	2	3	4	5	6	7	8	9	AB	R	H	RBI	BB	SO	LOB	TOP										
Brian Hunter, R OBP: 0.297, SLG: 0.333 (1, 8)										4	0	2	0	0	1	0	Detroit Tigers @ Anaheim Angels Edison International Field, Anaheim, CA Wed Aug 19 1998, 10:05 PM EDT Att: 21,841 - Unknown - 76 F										
Frank Catalanotto, L OBP: 0.313, SLG: 0.450 (1, 4)										4	0	0	0	0	2	2											
Bobby Higginson, L OBP: 0.374, SLG: 0.514 (1, 9)										4	0	1	0	0	0	0											
Tony Clark, S OBP: 0.353, SLG: 0.502 (1, 3)										4	0	1	0	0	0	1											
Luis Gonzalez, L OBP: 0.341, SLG: 0.462 (1, 10)										3	0	0	0	0	0	1											
Juan Encarnacion, R OBP: 0.429, SLG: 0.500 (1, 7)										3	0	1	0	0	0	0											
Gabe Alvarez, R OBP: 0.303, SLG: 0.395 (1, 5)										3	0	0	0	0	1	1											
Joe Siddall, L OBP: 0.238, SLG: 0.400 (1, 2)										3	0	1	0	0	1	0											
Deivi Cruz, R OBP: 0.292, SLG: 0.357 (1, 6)										3	0	0	0	0	0	1											
Inning Stats	R: 0 E: 0 K: 2 S: 10	H: 0 LOB: 0 BB: 0 P: 16	R: 0 E: 0 K: 0 S: 8	H: 2 LOB: 1 BB: 0 P: 13	R: 0 E: 0 K: 0 S: 12	H: 1 LOB: 1 BB: 0 P: 14	R: 0 E: 0 K: 0 S: 5	H: 0 LOB: 0 BB: 0 P: 6	R: 0 E: 0 K: 0 S: 10	H: 1 LOB: 0 BB: 0 P: 15	R: 0 E: 0 K: 0 S: 5	H: 1 LOB: 0 BB: 0 P: 9	R: 0 E: 0 K: 0 S: 6	H: 0 LOB: 0 BB: 0 P: 8	R: 0 E: 0 K: 2 S: 7	H: 0 LOB: 0 BB: 0 P: 11	R: 0 E: 0 K: 1 S: 9	H: 1 LOB: 1 BB: 0 P: 10	1B: 3 2B: 2 3B: 1 HR: 0	SF: 0 SAC: 0 DP: 1 HBP: 0	WP: 0 PB: 0 SB: 0 CS: 1	PA: 31					
PITCHER	IP	WLS	BF	H	R	ER	SO	BB	IBB	HBP	BLK	WP	HR	S	P	ERA	WHIP										
Jack McDowell, R ERA: 4.05 (1, 1)	7.0	W	24	5	0	0	2	0	0	0	0	0	0	56	81	0.00	0.714										
Shigetoshi Hasegawa, R ERA: 3.19 (8, 1)	1.0		3	0	0	0	2	0	0	0	0	0	0	7	11	0.00	0.000										
Troy Percival, R ERA: 2.91 (9, 1)	1.0	S	4	1	0	0	1	0	0	0	0	0	0	9	10	0.00	1.000										

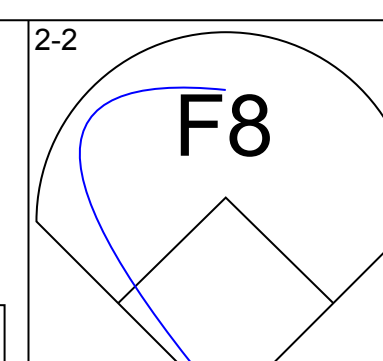
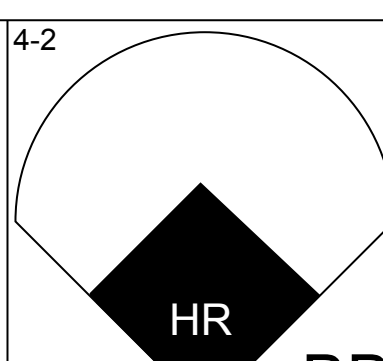

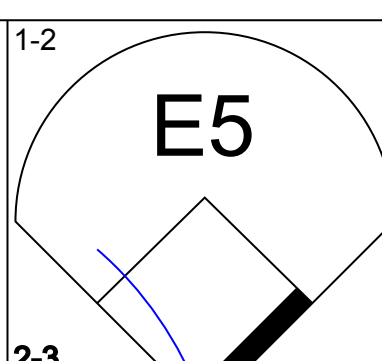
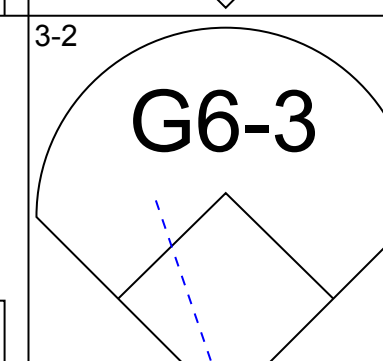
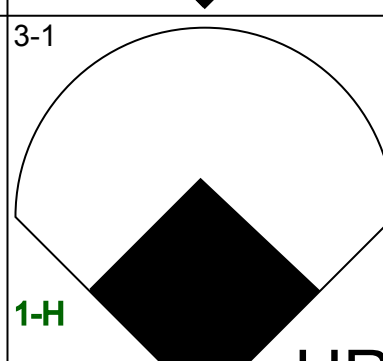
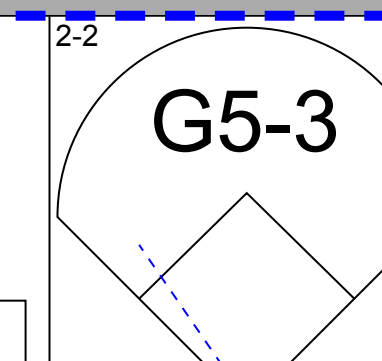
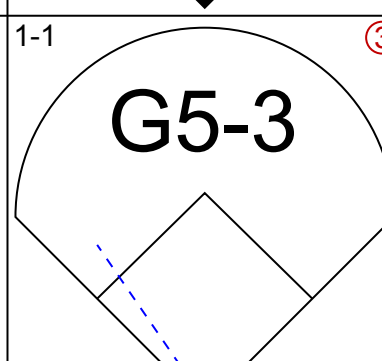
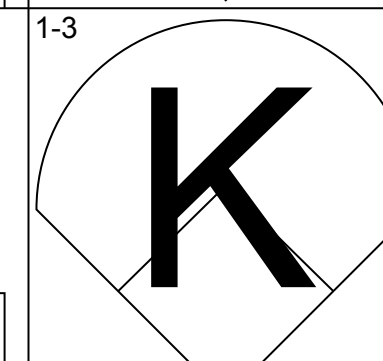
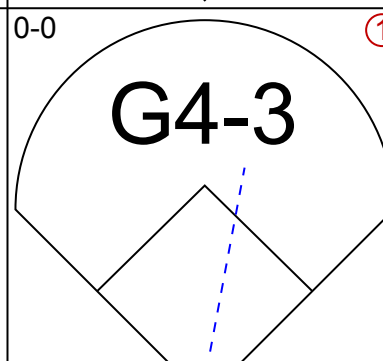
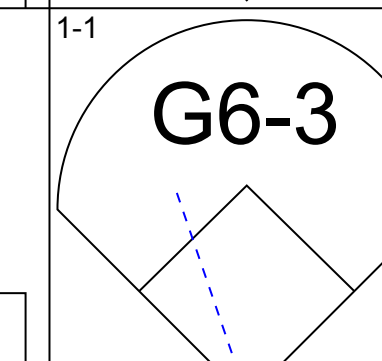
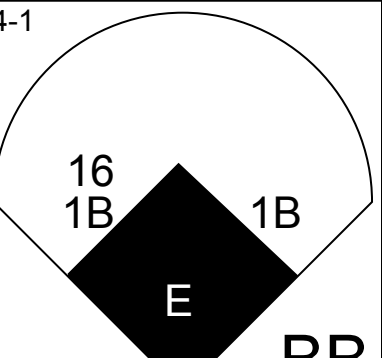
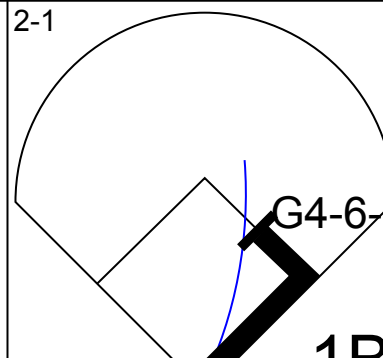
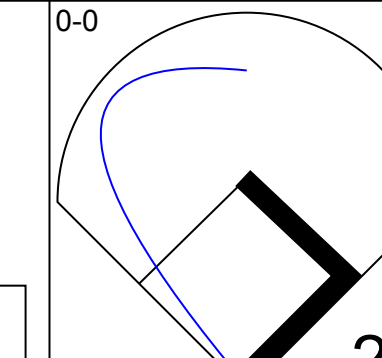
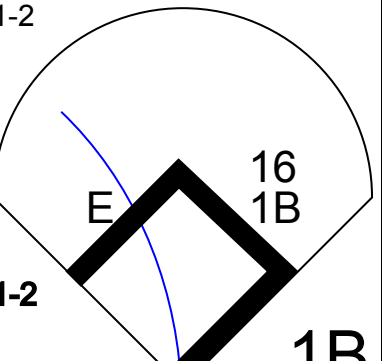
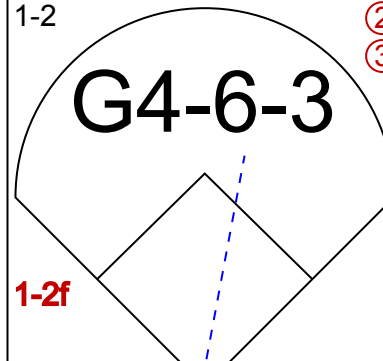
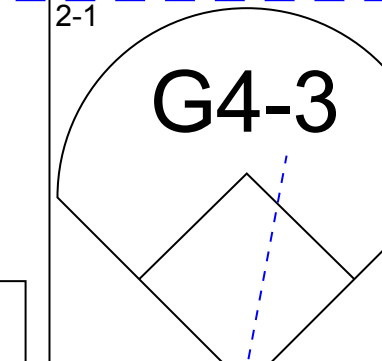

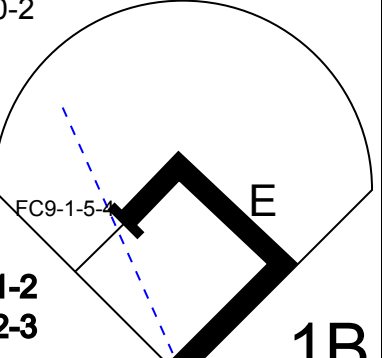

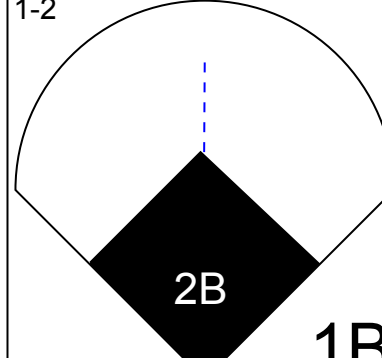
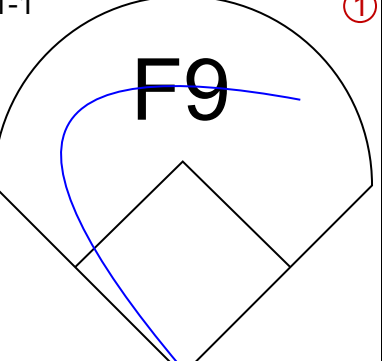

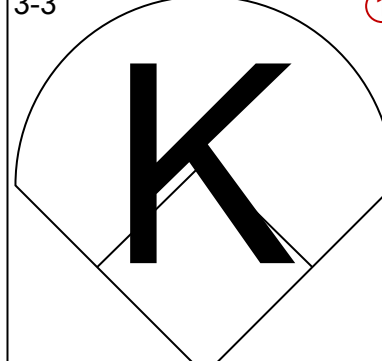
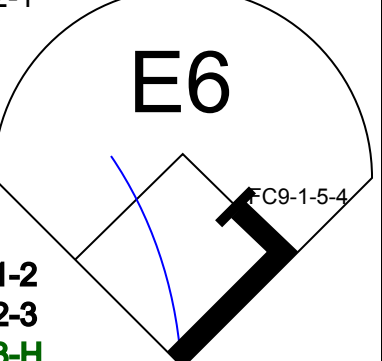

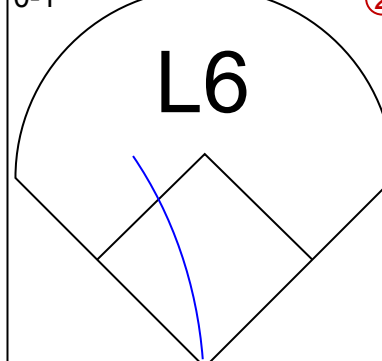
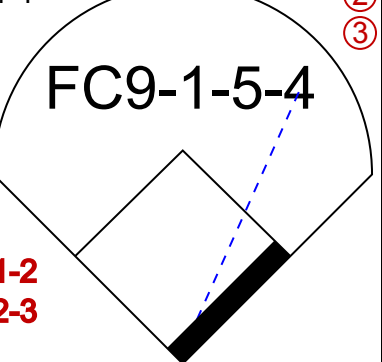

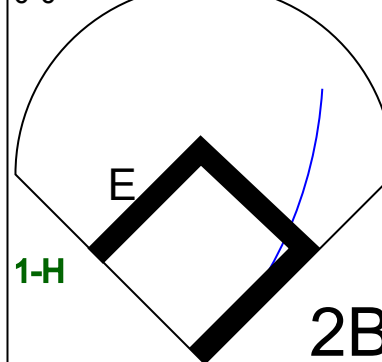
Batter	1	2	3	4	5	6	7	8	9	AB	R	H	RBI	BB	SO	LOB	BOTTOM										
Reggie Williams, S OBP: 0.600, SLG: 0.615 (1, 9)										4	1	2	1	0	0	0	Detroit Tigers @ Anaheim Angels Edison International Field, Anaheim, CA Wed Aug 19 1998, 10:05 PM EDT Att: 21,841 - Unknown - 76 F										
Randy Velarde, R OBP: 0.338, SLG: 0.364 (1, 4)										2	0	1	0	2	1	1											
Darin Erstad, L OBP: 0.363, SLG: 0.513 (1, 3)										4	0	2	1	0	0	2											
Tim Salmon, R OBP: 0.412, SLG: 0.556 (1, 10)										4	0	1	0	0	1	5											
Todd Greene, R OBP: 0.500, SLG: 0.571 (1, 7)										3	0	1	0	0	1	1											
Orlando Palmeiro, L OBP: 0.407, SLG: 0.444 (7, 7)										0	0	0	0	0	0	0											
Craig Shipley, R OBP: 0.331, SLG: 0.393 (8, PH)										1	0	0	0	0	0	2											
16 Garret Anderson, L OBP: 0.341, SLG: 0.483 (9, 9)										0	0	0	0	0	0	0											
Jim Edmonds, L OBP: 0.358, SLG: 0.485 (1, 8)										3	0	1	0	0	2	2											
Troy Glaus, R OBP: 0.287, SLG: 0.303 (1, 5)										3	0	0	0	0	1	3											
Phil Nevin, R OBP: 0.302, SLG: 0.389 (1, 2)										3	0	0	0	0	0	0											
Gary Disarcina, R OBP: 0.325, SLG: 0.398 (1, 6)										3	1	1	0	0	0	0											
Inning Stats	R: 0 E: 0 K: 0 S: 7	H: 1 LOB: 1 BB: 0 P: 13	R: 0 E: 0 K: 0 S: 8	H: 1 LOB: 0 BB: 0 P: 12	R: 1 E: 0 K: 0 S: 14	H: 2 LOB: 2 BB: 1 P: 24	R: 0 E: 0 K: 1 S: 7	H: 1 LOB: 0 BB: 0 P: 9	R: 1 E: 0 K: 1 S: 13	H: 2 LOB: 1 BB: 0 P: 17	R: 0 E: 0 K: 3 S: 10	H: 1 LOB: 1 BB: 0 P: 17	R: 0 E: 0 K: 0 S: 8	H: 0 LOB: 0 BB: 0 P: 10	R: 0 E: 0 K: 1 S: 8	H: 1 LOB: 1 BB: 1 P: 16	1B: 7 2B: 2 3B: 0 HR: 0	SF: 0 SAC: 0 DP: 2 HBP: 0	WP: 0 PB: 0 SB: 1 CS: 1	PA: 32							
PITCHER	IP	WLS	BF	H	R	ER	SO	BB	IBB	HBP	BLK	WP	HR	S	P	ERA	WHIP										
Justin Thompson, L ERA: 3.55 (1, 1)	8.0	L	32	9	2	2	6	2	0	0	0	0	0	75	118	2.25	1.375										

Batter	1	2	3	4	5	6	7	8	9	AB	R	H	RBI	BB	SO	LOB	TOP					
Shannon Stewart, R OBP: 0.374, SLG: 0.382 (1, 7)										5	0	1	0	0	2	2						
Shawn Green, L OBP: 0.336, SLG: 0.485 (1, 9)										5	3	3	2	0	0	0						
Jose Canseco, R OBP: 0.328, SLG: 0.528 (1, 10)										4	2	1	2	1	3	0						
Carlos Delgado, L OBP: 0.386, SLG: 0.598 (1, 3)										4	2	3	3	0	1	0						
Jose Cruz Jr., S OBP: 0.343, SLG: 0.403 (1, 8)										4	0	1	1	0	1	0						
Tony Fernandez, S OBP: 0.371, SLG: 0.430 (1, 5)										2	0	0	0	2	0	0						
Darrin Fletcher, L OBP: 0.333, SLG: 0.415 (1, 2)										4	0	0	0	0	2	4						
Craig Grebeck, R OBP: 0.356, SLG: 0.392 (1, 4)										4	0	0	0	0	1	1						
Alex Gonzalez, R OBP: 0.288, SLG: 0.364 (1, 6)										3	2	2	0	1	0	1						
Inning Stats	R: 0 E: 0 K: 2 S: 11	H: 0 LOB: 0 BB: 0 P: 13	R: 1 E: 0 K: 1 S: 8	H: 1 LOB: 0 BB: 0 P: 14	R: 3 E: 1 K: 1 S: 19	H: 3 LOB: 0 BB: 0 P: 29	R: 0 E: 0 K: 1 S: 5	H: 0 LOB: 0 BB: 0 P: 10	R: 0 E: 0 K: 2 S: 9	H: 0 LOB: 0 BB: 1 P: 15	R: 1 E: 0 K: 0 S: 11	H: 1 LOB: 1 BB: 1 P: 17	R: 0 E: 0 K: 0 S: 5	H: 0 LOB: 1 BB: 1 P: 12	R: 2 E: 0 K: 0 S: 16	H: 3 LOB: 2 BB: 2 P: 30	R: 2 E: 0 K: 1 S: 13	H: 3 LOB: 0 BB: 0 P: 22	1B: 5 2B: 2 HR: 3	SF: 0 SAC: 0 DP: 1	WP: 1 PB: 0 SB: 1 CS: 1	PA: 39
PITCHER	IP	WLS	BF	H	R	ER	SO	BB	IBB	HBP	BLK	WP	HR	S	P	ERA	WHIP					
Jeff Juden, R ERA: 5.54 (1, 1)	7.0	L	27	5	5	5	9	2	0	0	0	0	3	68	110	6.43	1.000					
Pep Harris, R ERA: 4.87 (8, 1)	0.1		3	1	2	2	0	1	0	0	0	0	0	8	15	54.00	6.000					
Trevor Wilson, L ERA: 1.93 (8, 1)	0.2		4	2	0	0	0	0	1	0	0	0	0	8	15	0.00	3.000					
Mike Fetters, R ERA: 4.21 (9, 1)	1.0		5	3	2	2	1	0	0	0	0	1	0	13	22	18.00	3.000					

Toronto Blue Jays @ Anaheim Angels
Edison International Field, Anaheim, CA
Fri Aug 21 1998, 10:05 PM EDT
Att: 36,052 - Unknown - 82 F

AB 35
R 9
H 11
RBI 8
BB 4
SO 10
LOB 8



Batter	1	2	3	4	5	6	7	8	9	AB	R	H	RBI	BB	SO	LOB	BOTTOM					
Orlando Palmeiro, L OBP: 0.398, SLG: 0.417 (1, 7)										3	1	0	0	2	0	1						
Randy Velarde, R OBP: 0.356, SLG: 0.405 (1, 4)										5	1	1	2	0	0	3						
Darin Erstad, L OBP: 0.362, SLG: 0.512 (1, 3)										4	0	0	0	0	1	1						
Tim Salmon, R OBP: 0.416, SLG: 0.562 (1, 10)										3	1	2	0	1	1	1						
Jim Edmonds, L OBP: 0.357, SLG: 0.481 (1, 8)										4	0	1	0	0	0	2						
16 Garret Anderson, L OBP: 0.344, SLG: 0.489 (1, 9)										4	1	3	0	0	0	0						
Troy Glaus, R OBP: 0.274, SLG: 0.320 (1, 5)										4	0	0	0	0	2	5						
Matt Walbeck, S OBP: 0.316, SLG: 0.356 (1, 2)										3	0	0	1	1	0	4						
Gary Disarcina, R OBP: 0.328, SLG: 0.403 (1, 6)										4	0	1	1	0	0	5						
Inning Stats	R: 0 E: 0 K: 1 S: 13	H: 2 LOB: 2 BB: 1 P: 22	R: 2 E: 0 K: 0 S: 11	H: 2 LOB: 0 BB: 1 P: 21	R: 0 E: 0 K: 1 S: 8	H: 1 LOB: 0 BB: 0 P: 9	R: 0 E: 0 K: 1 S: 11	H: 0 LOB: 0 BB: 1 P: 15	R: 0 E: 0 K: 0 S: 6	H: 0 LOB: 0 BB: 0 P: 8	R: 0 E: 0 K: 0 S: 5	H: 0 LOB: 1 BB: 1 P: 11	R: 0 E: 0 K: 0 S: 9	H: 1 LOB: 1 BB: 0 P: 14	R: 1 E: 1 K: 1 S: 14	H: 2 LOB: 2 BB: 0 P: 20	1B: 5 2B: 2 HR: 1	SF: 0 SAC: 0 DP: 3	WP: 0 PB: 0 SB: 0 CS: 0	PA: 38		
PITCHER	IP	WLS	BF	H	R	ER	SO	BB	IBB	HBP	BLK	WP	HR	S	P	ERA	WHIP					
Chris Carpenter, R ERA: 4.78 (1, 1)	7.0	W	28	5	3	3	3	4	0	0	0	0	0	7	10	0.00	1.500					
Carlos Almanzar, R ERA: 5.74 (8, 1)	0.2		3	1	0	0	0	0	0	0	0	0	0	5	8	27.00	3.000					
Dan Plesac, L ERA: 3.8 (8, 1)	0.1		2	1	1	1	0	0	0	0	0	0	0	11	16	0.00	1.000					
Paul Quantrill, R ERA: 2.4 (9, 1)	1.0		5	1	0	0	1	0	0	0	0	0	0	11	16	0.00	1.000					

Toronto Blue Jays @ Anaheim Angels
Edison International Field, Anaheim, CA
Fri Aug 21 1998, 10:05 PM EDT
Att: 36,052 - Unknown - 82 F

AB 34
R 4
H 8
RBI 4
BB 4
SO 4
LOB 22



Batter	1	2	3	4	5	6	7	8	9	AB	R	H	RBI	BB	SO	LOB	TOP										
Shannon Stewart, R (1, 7) OBP: 0.377, SLG: 0.382	2-1 F9	2-1 HBP		1-2 G3		4-2 BB		1-0 DI	3 0 1 0 1 0 0								Toronto Blue Jays @ Anaheim Angels Edison International Field, Anaheim, CA Sat Aug 22 1998, 10:05 PM EDT Att: 42,882 - Unknown - 84 F livebaseballscorecards.com										
Shawn Green, L (1, 9) OBP: 0.333, SLG: 0.480	3-3 K	2-3 K			2-0 G6-3	1-2 L3		2-3 K	5 0 0 0 0 3 6																		
Jose Canseco, R (1, 10) OBP: 0.327, SLG: 0.523	4-1 1B BB		3-3 K		3-1 P6		1-2 G3	1-2 G6-3	4 0 0 0 1 1 1																		
Carlos Delgado, L (1, 3) OBP: 0.389, SLG: 0.598	3-2 1B		4-2 1B 1B BB		3-2 1B		2-2 F8		3 0 2 0 1 0 0																		
Jose Cruz Jr., S (1, 8) OBP: 0.342, SLG: 0.401	0-0 G3-1		0-0 1B		1-3 K		1-1 F8		4 0 1 0 0 1 3																		
Tony Fernandez, S (1, 5) OBP: 0.373, SLG: 0.434		1-2 2B	1-2 G1-6-3 1B		0-0 G4-3		1-3 K		4 1 2 0 0 1 0																		
Darrin Fletcher, L (1, 2) OBP: 0.332, SLG: 0.416		2-0 2B	1-1 G1-6-3 1B		1-2 G1-3		1-0 F8		4 0 1 1 0 0 3																		
Craig Grebeck, R (1, 4) OBP: 0.349, SLG: 0.384		1-2 L4		1-2 G3-1		2-3 K 1B	0-2 G4-3		4 0 0 0 0 1 1																		
Alex Gonzalez, R (1, 6) OBP: 0.287, SLG: 0.363		2-3 K		0-3 K		0-0 BB 1B		0-1 G6-3	4 0 1 0 0 2 1																		
Inning Stats	R: 0 E: 0 K: 1 S: 11	H: 1 LOB: 2 BB: 1 P: 22	R: 1 E: 0 K: 2 S: 16	H: 2 LOB: 2 BB: 0 P: 26	R: 0 E: 0 K: 1 S: 12	H: 2 LOB: 2 BB: 1 P: 21	R: 0 E: 0 K: 1 S: 9	H: 0 LOB: 0 BB: 0 P: 11	R: 0 E: 0 K: 1 S: 9	H: 1 LOB: 3 BB: 1 P: 18	R: 0 E: 0 K: 0 S: 10	H: 0 LOB: 0 BB: 0 P: 14	R: 0 E: 0 K: 1 S: 7	H: 0 LOB: 0 BB: 0 P: 9	R: 0 E: 0 K: 1 S: 9	H: 1 LOB: 1 BB: 0 P: 13	1B: 6 2B: 2 3B: 0 HR: 0	SF: 0 SAC: 0 DP: 1 HBP: 1	WP: 0 PB: 1 SB: 0 CS: 0	PA: 39							
PITCHER	IP	WLS	BF	H	R	ER	SO	BB	IBB	HBP	BLK	WP	HR	S	P	ERA	WHIP										
Steve Sparks, R (1, 1) ERA: 4.2	7.0	W	32	7	1	1	7	3	0	1	0	0	0	82	135	1.29	1.429										
Shigetoshi Hasegawa, R (8, 1) ERA: 3.11	2.0	S	7	1	0	0	2	0	0	0	0	0	0	16	22	0.00	0.500										

Batter	1	2	3	4	5	6	7	8	9	AB	R	H	RBI	BB	SO	LOB	BOTTOM										
Reggie Williams, S (1, 8) OBP: 0.550, SLG: 0.500	4-2 S 1B BB		2-3 K		2-3 K		3-3 K		3 1 0 0 1 3 1								Toronto Blue Jays @ Anaheim Angels Edison International Field, Anaheim, CA Sat Aug 22 1998, 10:05 PM EDT Att: 42,882 - Unknown - 84 F livebaseballscorecards.com										
Randy Velarde, R (1, 4) OBP: 0.383, SLG: 0.410	3-2 G6-3 1B 1B		3-3 K		3-2 CI 1B		0-3 K		4 0 2 2 0 2 0																		
Darin Erstad, L (1, 3) OBP: 0.362, SLG: 0.513	1-2 G6-3		0-2 L4		0-0 CI		1-2 1B	2-1 HR 2B	3 1 1 0 0 0 1																		
Tim Salmon, R (1, 10) OBP: 0.417, SLG: 0.569	4-1 BB		2-3 K		0-3 K		0-0 HR 2B	2-1 G3	3 1 1 2 1 2 2																		
16 Garret Anderson, L (1, 9) OBP: 0.342, SLG: 0.485	1-3 K		1-2 G3		1-2 P5		1-2 G3	2-1 G3	4 0 0 0 0 1 2																		
Todd Greene, R (1, 7) OBP: 0.500, SLG: 0.560	3-3 K		0-0 1B		1-0 1B		4-1 S 1B BB		3 0 2 0 0 1 2																		
Orlando Palmeiro, L (6, PR) OBP: 0.403, SLG: 0.417									0 1 0 0 1 0 0																		
Troy Glaus, R (1, 5) OBP: 0.273, SLG: 0.316		2-1 F7		0-0 F8		1-0 F7		3-2 1B	4 0 1 1 0 0 2																		
Phil Nevin, R (1, 2) OBP: 0.296, SLG: 0.381		2-0 G6-3		1-3 K		0-1 F9		2-3 K	4 0 0 0 0 2 2																		
Gary Disarcina, R (1, 6) OBP: 0.327, SLG: 0.404		1-1 F8		2-0 1B 2B		3-3 K		2-2 G5-3	4 1 1 0 0 1 1																		
Inning Stats	R: 1 E: 0 K: 2 S: 18	H: 1 LOB: 2 BB: 2 P: 34	R: 0 E: 0 K: 0 S: 5	H: 0 LOB: 0 BB: 0 P: 10	R: 0 E: 0 K: 2 S: 10	H: 0 LOB: 0 BB: 0 P: 15	R: 0 E: 0 K: 1 S: 9	H: 1 LOB: 1 BB: 0 P: 12	R: 1 E: 1 K: 3 S: 15	H: 2 LOB: 2 BB: 0 P: 23	R: 0 E: 0 K: 0 S: 7	H: 1 LOB: 1 BB: 0 P: 10	R: 0 E: 0 K: 3 S: 12	H: 0 LOB: 0 BB: 0 P: 18	R: 3 E: 0 K: 1 S: 17	H: 3 LOB: 1 BB: 1 P: 32	1B: 5 2B: 2 3B: 0 HR: 1	SF: 0 SAC: 0 DP: 0 HBP: 0	WP: 0 PB: 1 SB: 2 CS: 0	PA: 36							
PITCHER	IP	WLS	BF	H	R	ER	SO	BB	IBB	HBP	BLK	WP	HR	S	P	ERA	WHIP										
Kelvin Escobar, R (1, 1) ERA: 5.35	7.0	L	29	5	2	2	11	2	0	0	0	0	0	76	122	2.57	1.000										
Steve Sinclair, L (8, 1) ERA: 2.0	0.0		1	1	1	1	0	0	0	0	0	0	0	2	4	∞	∞										
Bill Risley, R (8, 1) ERA: 5.4	1.0		6	2	2	2	1	1	0	0	0	0	1	15	28	18.00	3.000										

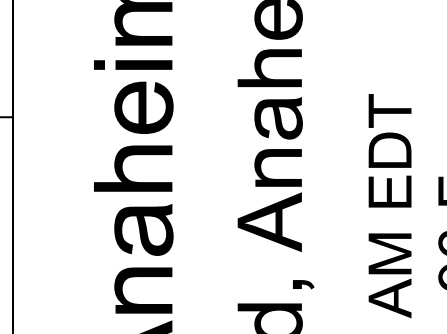
Batter	1	2	3	4	5	6	7	8	9	AB	R	H	RBI	BB	SO	LOB	TOP								
Shannon Stewart, R (1, 7) OBP: 0.374, SLG: 0.379										3	0	0	0	0	2	1	Toronto Blue Jays @ Anaheim Angels Edison International Field, Anaheim, CA Sun Aug 23 1998, 6:33 AM EDT Att: 34,142 - Sunny - 96 F								
Shawn Green, L (1, 9) OBP: 0.330, SLG: 0.476										4	0	0	0	0	3	2									
Jose Canseco, R (1, 10) OBP: 0.326, SLG: 0.520										3	0	0	0	1	2	2									
Carlos Delgado, L (1, 3) OBP: 0.388, SLG: 0.594										3	0	0	0	1	1	1									
Juan Samuel, R (9, PR) OBP: 0.296, SLG: 0.286										0	0	0	0	0	0	0									
José Cruz Jr., S (1, 8) OBP: 0.341, SLG: 0.402										4	1	1	0	0	1	1									
Tony Fernandez, S (1, 5) OBP: 0.371, SLG: 0.432										4	1	1	0	0	0	2									
Mark Dalesandro, R (1, 2) OBP: 0.303, SLG: 0.453										3	0	1	1	0	0	1									
Craig Grebeck, R (1, 4) OBP: 0.349, SLG: 0.383										3	0	1	0	0	0	2									
Alex Gonzalez, R (1, 6) OBP: 0.290, SLG: 0.368										3	0	2	1	0	0	0									
Inning Stats	R: 0 E: 0 K: 2 S: 10	H: 0 LOB: 1 BB: 1 P: 19	R: 1 E: 0 K: 0 S: 7	H: 2 LOB: 0 BB: 0 P: 9	R: 0 E: 0 K: 0 S: 6	H: 0 LOB: 0 BB: 0 P: 8	R: 0 E: 0 K: 0 S: 7	H: 0 LOB: 0 BB: 0 P: 13	R: 1 E: 0 K: 1 S: 15	H: 2 LOB: 1 BB: 0 P: 25	R: 0 E: 0 K: 3 S: 9	H: 0 LOB: 0 BB: 0 P: 12	R: 0 E: 0 K: 0 S: 5	H: 0 LOB: 0 BB: 0 P: 8	R: 0 E: 0 K: 2 S: 12	H: 2 LOB: 2 BB: 0 P: 18	R: 0 E: 0 K: 1 S: 9	H: 0 LOB: 1 BB: 1 P: 14	1B: 4 2B: 2 3B: 0 HR: 0	SF: 0 SAC: 1 DP: 1 HBP: 0	WP: 0 PB: 0 SB: 0 CS: 1	PA: 33			
PITCHER	IP	WLS	BF	H	R	ER	SO	BB	IBB	HBP	BLK	WP	HR	S	P	ERA	WHIP								
Chuck Finley, L (1, 1) ERA: 2.98	7.2	W	29	6	2	2	7	1	0	0	0	0	0	68	108	2.35	0.913								
Troy Percival, R (8, 1) ERA: 2.83	1.1	S	4	0	0	0	2	1	0	0	0	0	0	12	18	0.00	0.750								

Batter	1	2	3	4	5	6	7	8	9	AB	R	H	RBI	BB	SO	LOB	BOTTOM								
Orlando Palmeiro, L (1, 8) OBP: 0.391, SLG: 0.403										4	0	0	0	0	0	2	Toronto Blue Jays @ Anaheim Angels Edison International Field, Anaheim, CA Sun Aug 23 1998, 6:33 AM EDT Att: 34,142 - Sunny - 96 F								
Randy Velarde, R (1, 4) OBP: 0.388, SLG: 0.432										3	0	1	2	1	0	0									
Darin Erstad, L (1, 3) OBP: 0.361, SLG: 0.509										3	0	0	0	1	1	2									
Tim Salmon, R (1, 10) OBP: 0.417, SLG: 0.566										2	0	0	0	2	1	1									
16 Garret Anderson, L (1, 9) OBP: 0.342, SLG: 0.484										3	1	1	0	0	0	2									
Todd Greene, R (1, 7) OBP: 0.483, SLG: 0.536										3	0	1	0	0	0	2									
Reggie Williams, S (8, 8) OBP: 0.571, SLG: 0.529										1	0	1	0	0	0	0									
Troy Glaus, R (1, 5) OBP: 0.272, SLG: 0.305										3	0	0	0	1	1	3									
Matt Walbeck, S (1, 2) OBP: 0.315, SLG: 0.356										3	1	1	1	0	2	1									
Norberto Martin, R (1, 6) OBP: 0.232, SLG: 0.241										3	1	0	0	0	0	3									
Gary Disarcina, R (9, 6) OBP: 0.327, SLG: 0.404										0	0	0	0	0	0	0									
Inning Stats	R: 0 E: 0 K: 0 S: 6	H: 0 LOB: 0 BB: 0 P: 8	R: 1 E: 0 K: 1 S: 11	H: 2 LOB: 1 BB: 1 P: 22	R: 0 E: 0 K: 0 S: 17	H: 0 LOB: 2 BB: 2 P: 28	R: 0 E: 0 K: 1 S: 10	H: 0 LOB: 0 BB: 0 P: 14	R: 0 E: 0 K: 0 S: 9	H: 0 LOB: 0 BB: 0 P: 13	R: 0 E: 0 K: 1 S: 8	H: 0 LOB: 2 BB: 2 P: 22	R: 2 E: 1 K: 1 S: 12	H: 2 LOB: 1 BB: 0 P: 20	R: 0 E: 0 K: 1 S: 10	H: 1 LOB: 1 BB: 0 P: 14	1B: 4 2B: 0 3B: 1 HR: 0	SF: 1 SAC: 1 DP: 0 HBP: 0	WP: 0 PB: 0 SB: 0 CS: 0	PA: 35					
PITCHER	IP	WLS	BF	H	R	ER	SO	BB	IBB	HBP	BLK	WP	HR	S	P	ERA	WHIP								
Woody Williams, R (1, 1) ERA: 4.54	6.0	L	25	2	1	1	3	5	0	0	0	0	0	61	107	1.50	1.167								
Carlos Almanzar, R (7, 1) ERA: 6.19	0.1	L	4	2	2	1	0	0	0	0	0	0	0	8	15	27.00	6.000								
Paul Quantrill, R (7, 1) ERA: 2.34	1.2		6	1	0	0	2	0	0	0	0	0	0	14	19	0.00	0.600								

AB 30
R 2
H 6
RBI 2
BB 2
SO 9
LOB 12



AB 28
R 3
H 5
RBI 3
BB 5
SO 5
LOB 16



Batter	1	2	3	4	5	6	7	8	9	AB	R	H	RBI	BB	SO	LOB	TOP								
Reggie Williams, S OBP: 0.480, SLG: 0.429	F8		FC6-4			G1-6-3	F8		SH2-4	4	0	0	0	0	0	2	Anaheim Angels @ New York Yankees Yankee Stadium, Bronx, NY Mon Aug 24 1998, 7:05 PM EDT Att: 19,297 - Cloudy - 82 F								
Randy Velarde, R OBP: 0.390, SLG: 0.447	FC3-6 1B		FC6-4			1B	BB 1B		BB 1B	4	1	3	1	1	0	1									
Darin Erstad, L OBP: 0.361, SLG: 0.507	FC3-6 1-2			K		G1-3	BB 1B		G2-3 1B	4	0	1	1	1	1	2									
Tim Salmon, R OBP: 0.420, SLG: 0.568	FC4-6 1-2			F7			BB 2B		G2-3 1B	4	1	2	1	1	0	1									
Todd Greene, R OBP: 0.424, SLG: 0.469 Orlando Palmeiro, L OBP: 0.369, SLG: 0.400		K		P1			F7		G2-3	4	0	0	0	0	2	4									
16 Garret Anderson, L OBP: 0.340, SLG: 0.487	F7				G4-3		HR		G1-6-3	5	1	1	2	0	0	2									
Troy Glaus, R OBP: 0.271, SLG: 0.302	K				G6-3		2B 2B 1B		G5-3	4	1	1	0	0	1	0									
Phil Nevin, R OBP: 0.296, SLG: 0.383			G6-3		F8		2B 2B		L7	4	1	1	0	0	0	0									
Gary Disarcina, R OBP: 0.331, SLG: 0.409			FC6-4 1B			L5	F8 1B 2B		SH2-4 1B	4	2	3	2	0	0	0									
Inning Stats	R: 0 E: 0 K: 0 S: 5	H: 1 LOB: 1 BB: 0 P: 9	R: 0 E: 0 K: 2 S: 12	H: 0 LOB: 0 BB: 0 P: 16	R: 0 E: 0 K: 1 S: 11	H: 1 LOB: 1 BB: 0 P: 16	R: 0 E: 0 K: 1 S: 9	H: 0 LOB: 0 BB: 0 P: 13	R: 0 E: 0 K: 0 S: 8	H: 0 LOB: 0 BB: 0 P: 13	R: 0 E: 0 K: 1 S: 7	H: 1 LOB: 1 BB: 0 P: 12	R: 5 E: 0 K: 1 S: 20	H: 6 LOB: 3 BB: 2 P: 28	R: 0 E: 0 K: 0 S: 5	H: 0 LOB: 0 BB: 0 P: 7	R: 2 E: 0 K: 0 S: 13	H: 3 LOB: 2 BB: 1 P: 25	1B: 8 2B: 3 HR: 1	SF: 0 SAC: 1 DP: 0 HBP: 0	WP: 0 PB: 0 CS: 0	PA: 42			
PITCHER	IP	WLS	BF	H	R	ER	SO	BB	IBB	HBP	BLK	WP	HR	S	P	ERA	WHIP								
Andy Pettitte, L ERA: 3.82	8.0	L	35	9	5	5	4	2	0	0	0	0	1	77	114	5.62	1.375								
52 Mike Buddie, R ERA: 5.4	0.1		5	3	2	2	0	1	0	0	0	0	0	8	16	54.00	12.000								
Graeme Lloyd, L ERA: 1.53	0.2		2	0	0	0	0	0	0	0	0	0	0	5	9	0.00	0.000								

Batter	1	2	3	4	5	6	7	8	9	AB	R	H	RBI	BB	SO	LOB	BOTTOM								
Chuck Knoblauch, R OBP: 0.355, SLG: 0.406	L8			HBP				G4-3		3	0	1	0	0	0	0	Anaheim Angels @ New York Yankees Yankee Stadium, Bronx, NY Mon Aug 24 1998, 7:05 PM EDT Att: 19,297 - Cloudy - 82 F								
2 Derek Jeter, R OBP: 0.386, SLG: 0.489	F8			G5-3	G2		FC5-4 BB			3	0	0	0	1	0	2									
Paul O'Neill, L OBP: 0.365, SLG: 0.489	G6-3			BB		K	K			3	0	0	0	1	2	1									
Bernie Williams, S OBP: 0.431, SLG: 0.592	F7			F7		F8	FC5-4 1-2			4	0	0	0	0	0	3									
Tino Martinez, L OBP: 0.369, SLG: 0.508	P2			F7		FC6-4 1B		G1		4	0	1	0	0	0	2									
Chili Davis, S OBP: 0.450, SLG: 0.323	G1				G4-3 2B 1B	FC6-4 1-2		K		4	1	1	0	0	1	1									
Chad Curtis, R OBP: 0.360, SLG: 0.375			G6-3		G4-3		G4-3		1B BB	3	1	0	0	1	0	1									
Scott Brosius, R OBP: 0.368, SLG: 0.467			F9		1B 2B		G4-6-3 1B		E5 1B	4	1	3	1	0	0	0									
Joe Girardi, R OBP: 0.321, SLG: 0.388 20 Jorge Posada, S OBP: 0.360, SLG: 0.498	F9				CS 1B		G4-6-3		G1-3	3	0	1	1	0	0	1									
Inning Stats	R: 0 E: 0 K: 0 S: 5	H: 0 LOB: 0 BB: 0 P: 6	R: 0 E: 0 K: 0 S: 6	H: 0 LOB: 0 BB: 0 P: 9	R: 0 E: 0 K: 0 S: 5	H: 0 LOB: 0 BB: 0 P: 7	R: 0 E: 0 K: 0 S: 7	H: 0 LOB: 2 BB: 1 P: 15	R: 2 E: 0 K: 1 S: 10	H: 4 LOB: 1 BB: 0 P: 17	R: 0 E: 0 K: 1 S: 10	H: 1 LOB: 1 BB: 0 P: 15	R: 0 E: 0 K: 0 S: 7	H: 1 LOB: 0 BB: 0 P: 9	R: 0 E: 0 K: 1 S: 13	H: 0 LOB: 1 BB: 1 P: 25	R: 1 E: 1 K: 1 S: 11	H: 1 LOB: 1 BB: 1 P: 20	1B: 5 2B: 2 HR: 0	SF: 0 SAC: 0 DP: 1 HBP: 1	WP: 1 PB: 0 CS: 1	PA: 36			
PITCHER	IP	WLS	BF	H	R	ER	SO	BB	IBB	HBP	BLK	WP	HR	S	P	ERA	WHIP								
Jack McDowell, R ERA: 3.98	7.0	W	27	6	2	2	1	1	0	1	0	0	0	50	78	2.57	1.000								
Rich DelLucia, R ERA: 4.28	1.0		4	0	0	0	1	1	0	0	0	0	0	13	25	0.00	1.000								
Shigetoshi Hasegawa, R ERA: 3.97	1.0		5	1	1	0	1	1	0	0	0	0	0	11	20	0.00	2.000								

Batter	1	2	3	4	5	6	7	8	9	AB	R	H	RBI	BB	SO	LOB	TOP					
Orlando Palmeiro, L (1.7) OBP: 0.384, SLG: 0.395	L6		SH1-3			G5-4-3 1B	G3		F7								4 0 1 0 0 0 2					
Randy Velarde, R (1.4) OBP: 0.390, SLG: 0.432	BB		G6-3			G5-4-3 1-2			K								3 1 0 1 2 1 1					
Darin Erstad, L (1.3) OBP: 0.362, SLG: 0.508	F7		P2			L6			F9 16 1B								5 1 2 1 0 0 1					
Tim Salmon, R (1.10) OBP: 0.415, SLG: 0.560	K					F8			G4-3								5 0 0 0 0 2 3					
16 Garret Anderson, L (1.9) OBP: 0.343, SLG: 0.486			K			E BB BB			G4-3								3 2 1 1 1 1 0					
Jim Edmonds, L (1.8) OBP: 0.361, SLG: 0.484	K					E BB											4 2 3 0 1 1 0					
Troy Glaus, R (1.5) OBP: 0.287, SLG: 0.322						E6			F8								4 0 2 3 1 0 3					
Matt Walbeck, S (1.2) OBP: 0.316, SLG: 0.357	P5					K			F8								5 0 2 1 0 1 5					
Gary Disarcina, R (1.6) OBP: 0.330, SLG: 0.410						SH1-3 G6-3 2B			K								4 1 1 0 0 1 7					
Inning Stats	R: 0 E: 0 K: 1 S: 10	H: 0 LOB: 1 BB: 1 P: 19	R: 0 E: 0 K: 2 S: 10	H: 0 LOB: 1 BB: 1 P: 17	R: 1 E: 0 K: 0 S: 7	H: 1 LOB: 0 BB: 0 P: 12	R: 0 E: 1 K: 1 S: 12	H: 0 LOB: 3 BB: 0 P: 25	R: 0 E: 0 K: 0 S: 7	H: 1 LOB: 0 BB: 0 P: 12	R: 2 E: 0 K: 1 S: 15	H: 3 LOB: 2 BB: 0 P: 23	R: 4 E: 1 K: 0 S: 27	H: 5 LOB: 1 BB: 1 P: 43	R: 0 E: 0 K: 2 S: 10	H: 1 LOB: 1 BB: 0 P: 11	R: 0 E: 0 K: 0 S: 13	H: 1 LOB: 1 BB: 0 P: 15	1B: 9 2B: 3 3B: 0 HR: 0	SF: 0 SAC: 1 DP: 2 HBP: 1	WP: 0 PB: 0 SB: 1 CS: 0	PA: 44
PITCHER	IP	WLS	BF	H	R	ER	SO	BB	IBB	HBP	BLK	WP	HR	S	P	ERA	WHIP					
Hideki Irabu, R (1.1) ERA: 3.58	6.0		29	5	4	4	5	5	0	1	0	0	0	62	113	6.00	1.667					
Mike Stanton, L (7.1) ERA: 6.41	0.1	L	4	3	1	1	0	0	0	0	0	0	0	20	28	27.00	9.000					
52 Mike Buddie, R (7.1) ERA: 5.14	1.2		7	3	2	2	2	0	0	0	0	0	0	16	21	10.80	1.800					
42 Mariano Rivera, R (9.1) ERA: 1.44	1.0		4	1	0	0	0	0	0	0	0	0	0	13	15	0.00	1.000					

Anaheim Angels @ New York Yankees
Yankee Stadium, Bronx, NY
Tue Aug 25 1998, 7:05 PM EDT
Att: 30,422 - Cloudy - 82 F

livebaseballscores.com

AB 37
R 7
H 12
RBI 7
BB 5
SO 7
LOB 22



Batter	1	2	3	4	5	6	7	8	9	AB	R	H	RBI	BB	SO	LOB	BOTTOM					
Chuck Knoblauch, R (1.4) OBP: 0.356, SLG: 0.406	F8 2 G1-3 1B					G5-4-3 1-2			F7								5 1 2 0 1 0 3					
2 Derek Jeter, R (1.6) OBP: 0.385, SLG: 0.491	G1-3					G5-4-3 1B			G1-3								6 1 4 0 0 0 4					
Paul O'Neill, L (1.9) OBP: 0.366, SLG: 0.494	F8					K			F8								5 1 2 3 0 1 4					
Bernie Williams, S (1.8) OBP: 0.433, SLG: 0.595	2B 1B					K			K								5 2 3 1 0 2 4					
Tino Martinez, L (1.3) OBP: 0.369, SLG: 0.511						K			G4-3								5 0 2 1 0 1 3					
Darryl Strawberry, L (1.10) OBP: 0.371, SLG: 0.570	K					K											3 0 0 0 0 3 2					
Chili Davis, S (7. PH) OBP: 0.476, SLG: 0.344																	1 0 1 1 1 0 0					
Homer Bush, R (9. PR) OBP: 0.364, SLG: 0.395																	0 0 0 0 0 0 0					
20 Jorge Posada, S (1.2) OBP: 0.360, SLG: 0.498																	4 0 1 0 1 1 2					
Chad Curtis, R (1.7) OBP: 0.357, SLG: 0.371																	4 0 0 0 0 2 4					
Tim Lincecum, S (9. PH) OBP: 0.402, SLG: 0.359																	0 0 0 0 1 0 0					
Scott Brosius, R (1.5) OBP: 0.369, SLG: 0.466	K								F7								5 1 2 0 0 1 2					
Inning Stats	R: 2 E: 0 K: 1 S: 16	H: 3 LOB: 1 BB: 0 P: 27	R: 0 E: 0 K: 1 S: 11	H: 0 LOB: 0 BB: 0 P: 19	R: 2 E: 0 K: 1 S: 19	H: 4 LOB: 2 BB: 1 P: 32	R: 0 E: 0 K: 1 S: 13	H: 2 LOB: 0 BB: 0 P: 21	R: 0 E: 0 K: 3 S: 14	H: 1 LOB: 1 BB: 0 P: 23	R: 0 E: 0 K: 1 S: 11	H: 2 LOB: 1 BB: 0 P: 19	R: 1 E: 0 K: 0 S: 14	H: 2 LOB: 1 BB: 0 P: 19	R: 1 E: 0 K: 1 S: 15	H: 3 LOB: 2 BB: 0 P: 24	R: 0 E: 0 K: 1 S: 15	H: 0 LOB: 3 BB: 3 P: 28	1B: 12 2B: 4 3B: 0 HR: 1	SF: 0 SAC: 0 DP: 1 HBP: 0	WP: 1 PB: 0 SB: 2 CS: 1	PA: 47
PITCHER	IP	WLS	BF	H	R	ER	SO	BB	IBB	HBP	BLK	WP	HR	S	P	ERA	WHIP					
Omar Olivares, R (1.1) ERA: 4.17	3.1		20	9	4	4	3	1	0	0	0	0	0	54	91	10.80	3.000					
Allen Watson, L (4.1) ERA: 6.11	3.0	W	12	4	1	1	5	0	0	0	1	0	0	34	55	3.00	1.333					
Pep Harris, R (7.1) ERA: 4.96	1.0		6	3	1	1	1	0	0	0	0	0	0	17	24	9.00	3.000					
Trevor Wilson, L (8.1) ERA: 1.93	0.0		1	1	0	0	0	0	0	0	0	0	0	1	3	∞	∞					
Troy Percival, R (8.1) ERA: 2.75	1.2	S	8	0	0	0	2	3	0	0	0	0	0	22	39	0.00	1.800					

Anaheim Angels @ New York Yankees
Yankee Stadium, Bronx, NY
Tue Aug 25 1998, 7:05 PM EDT
Att: 30,422 - Cloudy - 82 F

livebaseballscores.com

AB 43
R 6
H 17
RBI 6
BB 4
SO 11
LOB 28



Batter	1	2	3	4	5	6	7	8	9	AB R H RBI BB SO LOB	TOP											
Reggie Williams, S (1, 7) OBP: 0.500, SLG: 0.542	F7			G4-3 S BB	0-2 HR		4-2 FC4-6 BB		F7	3 1 1 2 2 0 0	Anaheim Angels @ New York Yankees Yankee Stadium, Bronx, NY Wed Aug 26 1998, 3:33 AM EDT Att: 20,077 - Cloudy - 86 F											
Randy Velarde, R (1, 4) OBP: 0.373, SLG: 0.409	K			1-3 K	1-3 K		0-2 F7		G2	5 0 0 0 0 3 2												
Darin Erstad, L (1, 3) OBP: 0.361, SLG: 0.508	F7			0-1 G4-3		1-2 2B	1-0 FC4-6 FC6			4 1 1 0 0 0 2												
Tim Salmon, R (1, 10) OBP: 0.416, SLG: 0.561		3-3 K		4-1 BB		3-2 16 1B 2B	1-0 FC6			3 1 1 1 1 1 1												
16 Garret Anderson, L (1, 9) OBP: 0.344, SLG: 0.486		0-0 G4-6-3 1B		2-3 K		0-2 FC6-4 1B		0-0 G4-3		4 0 2 1 0 1 2												
Jim Edmonds, L (1, 8) OBP: 0.360, SLG: 0.482		2-2 G4-6-3 1-2f			1-2 2B	1-3 K		0-3 K		4 1 1 0 0 2 2												
Troy Glaus, R (1, 5) OBP: 0.286, SLG: 0.330			3-3 K		1-3 K	1-0 FC6-4 1B		2-2 2B		4 1 1 0 0 2 2												
Matt Walbeck, S (1, 2) OBP: 0.316, SLG: 0.355			3-2 F8		2-3 K	0-0 WP 1B		3-3 K		4 0 1 1 0 2 2												
Gary Disarcina, R (1, 6) OBP: 0.329, SLG: 0.411			1-1 F7		0-0 HR	2-2 G6-3		0-1 G6-3		4 1 1 1 0 0 1												
Inning Stats	R: 0 E: 0 K: 1 S: 9	H: 0 LOB: 0 BB: 0 P: 15	R: 0 E: 0 K: 1 S: 9	H: 1 LOB: 0 BB: 0 P: 14	R: 0 E: 0 K: 1 S: 10	H: 0 LOB: 2 BB: 0 P: 17	R: 0 E: 0 K: 2 S: 11	H: 0 LOB: 2 BB: 2 P: 22	R: 3 E: 0 K: 3 S: 19	H: 3 LOB: 0 BB: 0 P: 24	R: 3 E: 1 K: 1 S: 19	H: 4 LOB: 1 BB: 0 P: 27	R: 0 E: 0 K: 0 S: 11	H: 0 LOB: 1 BB: 0 P: 16	R: 0 E: 0 K: 2 S: 11	H: 1 LOB: 1 BB: 0 P: 16	R: 0 E: 0 K: 0 S: 6	H: 0 LOB: 0 BB: 0 P: 9	1B: 4 2B: 4 3B: 0 HR: 1	SF: 0 SAC: 0 DP: 1 HBP: 0	WP: 1 PB: 0 SB: 1 CS: 0	PA: 38
PITCHER	IP WLS BF H R ER SO BB IBB HBP BLK WP HR S P ERA WHIP											PITCHER	IP WLS BF H R ER SO BB IBB HBP BLK WP HR S P ERA WHIP									
Ryan Bradley, R (1, 1) ERA: 9.39	5.0 L 23 7 6 5 8 2 0 0 0 0 0 1 67 105 9.00 1.800																					
Graeme Lloyd, L (6, 1) ERA: 1.44	2.0 8 1 0 0 1 1 0 0 0 0 1 0 21 30 0.00 1.000																					
Mike Stanton, L (8, 1) ERA: 6.21	2.0 7 1 0 0 2 0 0 0 0 0 0 0 17 25 0.00 0.500																					

Batter	1	2	3	4	5	6	7	8	9	AB R H RBI BB SO LOB	BOTTOM											
Chuck Knoblauch, R (1, 4) OBP: 0.357, SLG: 0.405	G6-3		4-1 2 F9 2 S 2B BB		2-1 F9		1-2 2 1B 1B		F8	4 1 1 1 1 0 1	Anaheim Angels @ New York Yankees Yankee Stadium, Bronx, NY Wed Aug 26 1998, 3:33 AM EDT Att: 20,077 - Cloudy - 86 F											
2 Derek Jeter, R (1, 6) OBP: 0.388, SLG: 0.488	G6-3		2-0 F9		2-3 K		1-3 2-2 1B		K	5 0 1 1 0 2 2												
Paul O'Neill, L (1, 9) OBP: 0.367, SLG: 0.495		4-0 BB	3-1 F8 2B		0-3 K		3-2 F8			3 0 1 1 1 1 2												
Bernie Williams, S (1, 8) OBP: 0.429, SLG: 0.589	F9		3-1 F8		2-3 K		3-2 G3			4 0 0 0 0 1 4												
Tino Martinez, L (1, 3) OBP: 0.368, SLG: 0.516		2-2 HR	1-3 K		1-0 F7		2-1 P6			4 1 1 1 0 1 1												
Tim Lincecum, S (1, 10) OBP: 0.397, SLG: 0.393		3-3 K		0-0 G1-3		3-2 F8		2-3 K		4 0 0 0 0 2 0												
Chad Curtis, R (1, 7) OBP: 0.361, SLG: 0.370		4-1 S BB		4-1 WP BB			4-1 20 BB 1B BB		F7	1 1 0 0 3 0 0												
Scott Brosius, R (1, 5) OBP: 0.366, SLG: 0.462		1-2 K		1-3 K		1-3 K		2-3 K		4 0 0 0 0 4 3												
Joe Girardi, R (1, 2) OBP: 0.318, SLG: 0.385		1-1 F9		1-1 F7		4-1 1B 2 1B BB		3-2 K		2 0 0 0 0 0 2												
20 Jorge Posada, S (7, PH) OBP: 0.364, SLG: 0.500										1 1 1 0 1 0 0												
Inning Stats	R: 0 E: 0 K: 0 S: 6	H: 0 LOB: 1 BB: 1 P: 11	R: 1 E: 0 K: 2 S: 12	H: 1 LOB: 1 BB: 1 P: 24	R: 1 E: 0 K: 1 S: 10	H: 1 LOB: 1 BB: 1 P: 22	R: 0 E: 0 K: 1 S: 7	H: 0 LOB: 1 BB: 1 P: 13	R: 0 E: 0 K: 2 S: 8	H: 0 LOB: 0 BB: 0 P: 12	R: 0 E: 0 K: 1 S: 9	H: 0 LOB: 0 BB: 0 P: 15	R: 2 E: 0 K: 1 S: 20	H: 2 LOB: 2 BB: 2 P: 35	R: 0 E: 0 K: 1 S: 7	H: 0 LOB: 0 BB: 0 P: 13	R: 0 E: 0 K: 2 S: 16	H: 1 LOB: 1 BB: 0 P: 22	1B: 3 2B: 1 3B: 0 HR: 1	SF: 0 SAC: 0 DP: 0 HBP: 0	WP: 1 PB: 0 SB: 2 CS: 0	PA: 38
PITCHER	IP WLS BF H R ER SO BB IBB HBP BLK WP HR S P ERA WHIP											PITCHER	IP WLS BF H R ER SO BB IBB HBP BLK WP HR S P ERA WHIP									
Jeff Juden, R (1, 1) ERA: 5.54	6.1 W 28 3 4 4 8 6 0 0 0 0 0 1 61 116 5.68 1.421																					
Rich DeLuca, R (7, 1) ERA: 4.16	1.2 6 1 0 0 1 0 0 0 0 0 0 0 18 29 0.00 0.600																					
Troy Percival, R (9, 1) ERA: 2.7	1.0 S 4 1 0 0 2 0 0 0 0 0 0 0 16 22 0.00 1.000																					

Batter	1	2	3	4	5	6	7	8	9	AB	R	H	RBI	BB	SO	LOB	TOP					
Jim Edmonds, L (1, 8) OBP: 0.362, SLG: 0.495	F7		HR		FC3-6 1B		HR		K	5	2	3	3	0	1	0	Anaheim Angels @ New York Yankees Yankee Stadium, Bronx, NY Wed Aug 26 1998, 7:05 PM EDT Att: 28,837 - Cloudy - 81 F					
Norberto Martin, R (1, 4) OBP: 0.242, SLG: 0.251	WP 1B		1B		FC3-6		G6-3		1B 1B	5	1	3	0	0	0	2						
Darin Erstad, L (1, 3) OBP: 0.361, SLG: 0.509	K		L6		G4-3			1B 2B	5	1	2	1	0	1	4							
Tim Salmon, R (1, 10) OBP: 0.415, SLG: 0.561	F9			2B		P6		2B 16 G6-3 1B	5	1	2	1	0	0	2							
Todd Greene, R (1, 7) OBP: 0.405, SLG: 0.472 Reggie Williams, S (8, PR) OBP: 0.500, SLG: 0.542	F8		G6-3		G5-3			16 G6-3 2B	4	0	1	0	0	0	0	1						
16 Garret Anderson, L (1, 9) OBP: 0.341, SLG: 0.482	G3		P6		L4			G6-3	4	0	0	1	0	0	2							
Troy Glaus, R (1, 5) OBP: 0.284, SLG: 0.327	F8		F7				FC6-4 1B	K	4	0	1	0	0	1	3							
Phil Nevin, R (1, 2) OBP: 0.292, SLG: 0.378 Orlando Palmeiro, L (8, PH) OBP: 0.381, SLG: 0.392 Matt Walbeck, S (8, 2) OBP: 0.316, SLG: 0.355			G5-3		K		P4	F8	3	0	0	0	0	0	1							
Gary Disarcina, R (1, 6) OBP: 0.329, SLG: 0.410	F7		F7		FC3-6 1B		FC6-4 HR	F9	4	1	1	0	0	0	1							
Inning Stats	R: 0 E: 0 K: 1 S: 9	H: 1 LOB: 1 BB: 0 P: 12	R: 0 E: 0 K: 0 S: 4	H: 0 LOB: 0 BB: 0 P: 4	R: 1 E: 0 K: 0 S: 19	H: 2 LOB: 1 BB: 0 P: 25	R: 0 E: 0 K: 0 S: 11	H: 1 LOB: 1 BB: 0 P: 16	R: 0 E: 0 K: 1 S: 11	H: 2 LOB: 2 BB: 0 P: 15	R: 0 E: 0 K: 0 S: 9	H: 0 LOB: 0 BB: 0 P: 10	R: 2 E: 0 K: 0 S: 10	H: 2 LOB: 0 BB: 0 P: 18	R: 2 E: 0 K: 1 S: 16	H: 3 LOB: 2 BB: 0 P: 23		R: 1 E: 0 K: 1 S: 25	H: 2 LOB: 1 BB: 0 P: 34	1B: 8 2B: 3 3B: 0 HR: 2	SF: 0 SAC: 0 DP: 0 HBP: 0	WP: 1 PB: 0 SB: 1 CS: 0
PITCHER	IP	WLS	BF	H	R	ER	SO	BB	IBB	HBP	BLK	WP	HR	S	P	ERA	WHIP					
David Wells, L (1, 1) ERA: 3.38 42 Mariano Rivera, R (8, 1) ERA: 1.56	7.0		31	10	5	5	2	0	0	0	0	1	2	76	106	6.43	1.429					
42 Mariano Rivera, R (8, 1) ERA: 1.56	2.0	W	9	3	1	1	2	0	0	0	0	0	0	38	51	4.50	1.500					

AB	40
R	6
H	13
RBI	6
BB	0
SO	4
LOB	18



Batter	1	2	3	4	5	6	7	8	9	AB	R	H	RBI	BB	SO	LOB	BOTTOM					
Homer Bush, R (1, 4) OBP: 0.388, SLG: 0.468	P4		FC4 BB		HR		FC1-6 1B		G5-3	4	1	2	3	1	0	1	Anaheim Angels @ New York Yankees Yankee Stadium, Bronx, NY Wed Aug 26 1998, 7:05 PM EDT Att: 28,837 - Cloudy - 81 F					
2 Derek Jeter, R (1, 6) OBP: 0.388, SLG: 0.489	F9		K		2B		FC1-6 S		1B	5	1	2	1	0	1	3						
Paul O'Neill, L (1, 9) OBP: 0.366, SLG: 0.495	G4-3		FC4		G4-3 2B		K1-2			4	1	1	1	0	1	3						
Bernie Williams, S (1, 8) OBP: 0.425, SLG: 0.583	G1-3			K	G4-3		K			4	0	0	0	0	2	2						
Tino Martinez, L (1, 3) OBP: 0.368, SLG: 0.512	PB BB		G4-3		K2-3			G3	3	0	0	0	1	1	0							
Chili Davis, S (1, 10) OBP: 0.467, SLG: 0.324 Tim Raines, S (8, PH) OBP: 0.396, SLG: 0.392	K		G6-3				20 L1-3 BB	G4-3	2	0	0	0	1	1	1							
Daryl Strawberry, L (1, 7) OBP: 0.369, SLG: 0.563 Chad Curtis, R (7, 7) OBP: 0.360, SLG: 0.369	F7				K		P5	F7	3	0	0	0	0	1	2							
20 Jorge Posada, S (1, 2) OBP: 0.366, SLG: 0.502	F8				1B HR		L1-3		2 SH3-4 1B BB	3	2	1	0	1	0	1						
Scott Brosius, R (1, 5) OBP: 0.369, SLG: 0.465	WP 1B				HR		2 M 1B BB	SH3-4	2	2	2	0	1	0	0							
Inning Stats	R: 0 E: 0 K: 0 S: 7	H: 0 LOB: 0 BB: 0 P: 11	R: 0 E: 0 K: 1 S: 8	H: 0 LOB: 1 BB: 1 P: 14	R: 0 E: 0 K: 1 S: 10	H: 1 LOB: 1 BB: 1 P: 15	R: 0 E: 0 K: 1 S: 7	H: 0 LOB: 0 BB: 0 P: 13	R: 5 E: 0 K: 2 S: 20	H: 5 LOB: 0 BB: 0 P: 30	R: 0 E: 0 K: 0 S: 7	H: 0 LOB: 0 BB: 1 P: 14	R: 1 E: 1 K: 2 S: 13	H: 1 LOB: 1 BB: 1 P: 19	R: 0 E: 0 K: 0 S: 4	H: 0 LOB: 0 BB: 0 P: 8		R: 1 E: 0 K: 0 S: 6	H: 1 LOB: 1 BB: 1 P: 13	1B: 4 2B: 4 3B: 0 HR: 1	SF: 0 SAC: 1 DP: 1 HBP: 0	WP: 1 PB: 2 SB: 1 CS: 0
PITCHER	IP	WLS	BF	H	R	ER	SO	BB	IBB	HBP	BLK	WP	HR	S	P	ERA	WHIP					
Steve Sparks, R (1, 1) ERA: 4.31 Mike Fetters, R (7, 1) ERA: 4.22 Shigetoshi Hasegawa, R (8, 1) ERA: 3.06	6.0		26	6	5	4	5	3	0	0	0	0	0	17	31	4.50	1.500					
Shigetoshi Hasegawa, R (8, 1) ERA: 3.06	0.2	L	3	1	0	0	0	0	0	0	0	0	0	6	9	0.00	1.500					

AB	32
R	7
H	8
RBI	5
BB	5
SO	7
LOB	13



Batter	1	2	3	4	5	6	7	8	9	10	11	AB	R	H	RBI	BB	SO	LOB	TOP					
Orlando Palmeiro, L (1.7) Phil Nevin, R (9.2) OBP: 0.398, SLG: 0.398 OBP: 0.291, SLG: 0.376	F8		1B BB			WP SF8 BB	G1-6-3 1B		FC4-6 2H 1B		K	3	1	2	1	2	0	0						
Randy Velarde, R (1.4) OBP: 0.379, SLG: 0.408	F8		1-2 2H 1B			SF8 WP 2B BB	G1-6-3		FC4-6 1B		F9	5	1	2	1	1	0	2						
Darin Erstad, L (1.3) OBP: 0.389, SLG: 0.504	G6-3		F8			SF8 2B BB		L7	FC4-6 2H 1B		K	5	1	0	0	1	1	4						
Tim Salmon, R (1.10) OBP: 0.413, SLG: 0.558	G6-3					SF8		16 G3 BB 1B	K			4	0	1	1	0	2	2						
Jim Edmonds, L (1.8) OBP: 0.363, SLG: 0.495	K					1-2 2-3 3-H 0-1		16 G3 BB 1B			F7	4	0	1	2	1	1	0						
16 Garret Anderson, L (1.9) OBP: 0.338, SLG: 0.476	P6					G3		G3			K	5	0	0	0	0	1	3						
Troy Glaus, R (1.5) OBP: 0.289, SLG: 0.330						F9		K			1B	5	1	2	0	0	2	3						
Matt Walbeck, S (1.2) Reggie Williams, S (9. PR) OBP: 0.516, SLG: 0.560 (9.7)	F8					P6		1B G5-3 1B			FC4-6 1B	4	0	2	0	0	0	1						
Gary Disarcina, R (1.6) OBP: 0.326, SLG: 0.406	G5-3					G3		G5-3			SH1-3 1B FC4-6	4	0	0	0	0	0	4						
Inning Stats	R: 0 E: 0 K: 0 S: 8	H: 0 LOB: 0 BB: 0 P: 13	R: 0 E: 0 K: 1 S: 9	H: 0 LOB: 0 BB: 0 P: 13	R: 1 E: 1 K: 0 S: 17	H: 2 LOB: 2 BB: 1 P: 27	R: 0 E: 0 K: 1 S: 8	H: 0 LOB: 0 BB: 0 P: 13	R: 0 E: 0 K: 0 S: 16	H: 0 LOB: 0 BB: 0 P: 21	R: 3 E: 0 K: 1 S: 12	H: 1 LOB: 1 BB: 3 P: 28	R: 0 E: 0 K: 1 S: 10	H: 1 LOB: 2 BB: 2 P: 17	R: 1 E: 0 K: 1 S: 11	H: 3 LOB: 2 BB: 0 P: 17	R: 0 E: 0 K: 1 S: 11	H: 2 LOB: 2 BB: 0 P: 17	R: 0 E: 0 K: 2 S: 8	H: 0 LOB: 0 BB: 0 P: 9	1B: 10 2B: 1 3B: 0 HR: 0	SF: 1 SAC: 1 DP: 1 HBP: 0	WP: 1 PB: 0 SB: 1 CS: 0	PA: 48
PITCHER	IP WLS BF H R ER SO BB IBB HBP BLK WP HR S P ERA WHIP	IP WLS BF H R ER SO BB IBB HBP BLK WP HR S P ERA WHIP																						
David Cone, R ERA: 3.67	5.1	0.1	1	0	0	0	0	0	0	0	0	0	0	1	1	0.00	0.000							
Graeme Lloyd, L ERA: 1.42	6.1	2.2	14	6	1	1	2	1	0	0	0	0	0	29	44	3.38	2.625							
Ramiro Mendoza, R ERA: 3.3	6.1	1.2	7	2	0	0	2	0	0	0	0	0	0	15	24	0.00	1.200							
Mike Stanton, L ERA: 6.05	9.1	1.0	W	3	0	0	0	2	0	0	0	0	0	8	9	0.00	0.000							
Jay Tessmer, R ERA:	11.1																							

Anaheim Angels @ New York Yankees
Yankee Stadium, Bronx, NY
Thu Aug 27 1998, 7:05 PM EDT
Alt. 29,213 - Overcast - 79 F

AB 41
R 5
H 11
RBI 5
BB 5
SO 8
LOB 19



Batter	1	2	3	4	5	6	7	8	9	10	11	AB	R	H	RBI	BB	SO	LOB	BOTTOM							
Chuck Knoblauch, R (1.4) OBP: 0.358, SLG: 0.406	CS 1B		F8			FC3-6 BB	SF8 1B	SF8		F8		4	1	2	1	1	0	1								
2 Derek Jeter, R (1.6) OBP: 0.392, SLG: 0.490	G5-3 CS BB					G6-4-3 1B	FC3-6 WP 1B	E1 1B			G1-3 2B BB	3	1	2	0	3	0	2								
Tim Lincecum, S (1.7) OBP: 0.395, SLG: 0.388						G6-4-3	WP 1B	K		F7		5	0	1	1	1	1	6								
Bernie Williams, S (1.8) OBP: 0.426, SLG: 0.582	G5-3					HR BB	K			L7		4	1	1	1	2	1	4								
Chili Davis, S (1.10) Paul O'Neill, L (7. PH) OBP: 0.385, SLG: 0.494	G6-3					HR	IBB					3	1	2	2	0	0	0								
Chad Curtis, R (1.9) OBP: 0.360, SLG: 0.368	K					HR				F8		4	0	1	0	1	1	2								
Luis Sojo, R (1.3) Tino Martinez, L (6. PH) (7.3) OBP: 0.269, SLG: 0.276 OBP: 0.367, SLG: 0.510	G5-3					G6-3		K			G6-3	2	0	0	0	0	0	1								
Joe Girardi, R (1.2) OBP: 0.320, SLG: 0.390	L8					FC3-6 1B 2B	FC4 BB	E3 SF8 SH1-3		G4-3 1B		5	1	2	0	0	0	3								
Homer Bush, R (1.5) Scott Brosius, R (8. PH) (9.5) OBP: 0.369, SLG: 0.440 OBP: 0.369, SLG: 0.463	F8					K	K			SH1-3		3	0	0	0	0	2	3								
Inning Stats	R: 0 E: 0 K: 0 S: 9	H: 1 LOB: 1 BB: 2 P: 22	R: 0 E: 0 K: 1 S: 10	H: 0 LOB: 0 BB: 0 P: 14	R: 0 E: 0 K: 0 S: 6	H: 0 LOB: 0 BB: 0 P: 9	R: 2 E: 0 K: 0 S: 12	H: 3 LOB: 1 BB: 1 P: 21	R: 1 E: 0 K: 2 S: 11	H: 2 LOB: 2 BB: 1 P: 22	R: 0 E: 0 K: 2 S: 14	H: 1 LOB: 2 BB: 1 P: 19	R: 1 E: 1 K: 1 S: 11	H: 2 LOB: 2 BB: 1 P: 20	R: 1 E: 1 K: 0 S: 14	H: 0 LOB: 0 BB: 2 P: 26	R: 0 E: 0 K: 1 S: 6	H: 0 LOB: 0 BB: 0 P: 8	R: 0 E: 0 K: 0 S: 11	H: 1 LOB: 1 BB: 0 P: 16	R: 1 E: 0 K: 0 S: 4	H: 1 LOB: 1 BB: 1 P: 11	1B: 7 2B: 3 3B: 0 HR: 1	SF: 2 SAC: 1 DP: 2 HBP: 0	WP: 1 PB: 0 SB: 1 CS: 2	PA: 49
PITCHER	IP WLS BF H R ER SO BB IBB HBP BLK WP HR S P ERA WHIP	IP WLS BF H R ER SO BB IBB HBP BLK WP HR S P ERA WHIP																								
Chuck Finley, L ERA: 3.04	5.0	1.1	7	2	1	3	3	0	0	0	0	0	0	18	25	6.75	1.500									
Pep Harris, R ERA: 5.01	6.1	0.1	1	0	0	0	0	0	0	0	0	0	0	1	1	0.00	0.000									
Trevor Wilson, L ERA: 1.8	7.1	1.0	6	0	1	0	0	2	0	0	0	0	0	15	29	0.00	2.000									
Rich DeLuca, R ERA: 4.1	8.1	2.1	8	1	0	0	1	0	0	0	0	0	0	18	26	0.00	0.429									
Shigetoshi Hasegawa, R ERA: 2.96	8.1																									

Anaheim Angels @ New York Yankees
Yankee Stadium, Bronx, NY
Thu Aug 27 1998, 7:05 PM EDT
Alt. 29,213 - Overcast - 79 F

AB 37
R 6
H 11
RBI 6
BB 9
SO 7
LOB 25



Batter	1	2	3	4	5	6	7	8	9	AB	R	H	RBI	BB	SO	LOB	TOP								
Jim Edmonds, L OBP: 0.363, SLG: 0.493 (1, 8)	G4-3		SAFE 3-1 BB BB 1 SAFE X			G3		F8		4	1	1	0	1	0	2	Anaheim Angels @ Boston Red Sox Fenway Park, Boston, MA Fri Aug 28 1998, 7:05 PM EDT Att: 32,470 - Cloudy - 73 F								
Randy Velarde, R OBP: 0.380, SLG: 0.396 (1, 4)			1-2 1B			BB 1B BB		L7		3	1	0	1	2	1	2									
Darin Erstad, L OBP: 0.360, SLG: 0.502 (1, 3)	F7					BB 1B BB		L4		4	2	1	1	1	0	1									
Tim Salmon, R OBP: 0.415, SLG: 0.559 (1, 10)						BB 1B BB		K		5	1	3	1	0	2	0									
Todd Greene, R OBP: 0.390, SLG: 0.450 Orlando Palmeiro, L OBP: 0.400, SLG: 0.403 (1, 7) (7, 7)						BB 1B BB		16 1B		4	0	1	2	0	2	3									
16 Garrett Anderson, L OBP: 0.339, SLG: 0.476 (1, 9)						BB 1B BB		1B		4	0	1	0	1	1	2									
Troy Glaus, R OBP: 0.294, SLG: 0.333 (1, 5)						BB 1B BB		1B		5	1	2	1	0	2	2									
Phil Nevin, R OBP: 0.294, SLG: 0.379 (1, 2)						BB 1B BB		K		4	1	2	0	0	0	2									
Gary Disarcina, R OBP: 0.327, SLG: 0.406 (1, 6)						BB 1B BB		CS 1B		3	0	1	0	1	0	3									
Inning Stats	R: 0 E: 0 K: 0 S: 7	H: 0 LOB: 0 BB: 1 P: 14	R: 0 E: 0 K: 1 S: 7	H: 1 LOB: 0 BB: 0 P: 12	R: 0 E: 0 K: 1 S: 12	H: 1 LOB: 2 BB: 1 P: 23	R: 0 E: 0 K: 2 S: 9	H: 0 LOB: 0 BB: 0 P: 15	R: 5 E: 0 K: 1 S: 20	H: 4 LOB: 2 BB: 3 P: 38	R: 0 E: 0 K: 0 S: 11	H: 1 LOB: 1 BB: 0 P: 14	R: 2 E: 1 K: 1 S: 15	H: 3 LOB: 2 BB: 1 P: 27	R: 0 E: 0 K: 0 S: 8	H: 1 LOB: 0 BB: 0 P: 11		R: 0 E: 0 K: 2 S: 15	H: 2 LOB: 2 BB: 0 P: 20	1B: 13 2B: 1 3B: 0 HR: 0	SF: 0 SAC: 0 DP: 1 HBP: 0	WP: 0 PB: 0 SB: 0 CS: 3	PA: 43		
PITCHER	IP	WLS	BF	H	R	ER	SO	BB	IBB	HBP	BLK	WP	HR	S	P	ERA	WHIP								
Steve Avery, L ERA: 5.38 (1, 1)	4.2	L	21	4	5	5	5	0	0	0	0	0	0	50	96	9.64	1.929								
Derek Lowe, R ERA: 4.32 (5, 1)	2.1		14	6	2	1	1	0	1	0	0	0	0	31	47	3.86	2.571								
Dennis Eckersley, R ERA: 5.34 (8, 1)	1.0		3	1	0	0	0	0	0	0	0	0	0	8	11	0.00	1.000								
Greg Swindell, L ERA: 3.65 (9, 1)	1.0		5	2	0	0	2	0	0	0	0	0	0	15	20	0.00	2.000								

Batter	1	2	3	4	5	6	7	8	9	AB	R	H	RBI	BB	SO	LOB	BOTTOM								
Darren Lewis, R OBP: 0.350, SLG: 0.365 (1, 8)	G6-3	FC6-4								5	0	1	0	0	2	4	Anaheim Angels @ Boston Red Sox Fenway Park, Boston, MA Fri Aug 28 1998, 7:05 PM EDT Att: 32,470 - Cloudy - 73 F								
John Valentin, R OBP: 0.352, SLG: 0.447 (1, 5)										4	1	1	1	1	1	0									
Mo Vaughn, L OBP: 0.396, SLG: 0.595 (1, 3)										5	2	3	2	0	0	2									
Nomar Garciaparra, R OBP: 0.366, SLG: 0.581 (1, 6)										5	0	1	0	0	0	2									
Troy O'Leary, L OBP: 0.314, SLG: 0.482 (1, 7)										4	0	1	2	1	0	1									
Mike Stanley, R OBP: 0.385, SLG: 0.495 Donnie Sadler, R OBP: 0.308, SLG: 0.463 (1, 10) (9, PR)										4	0	1	0	1	1	2									
Darren Bragg, L OBP: 0.374, SLG: 0.460 30 Keith Mitchell, R OBP: 0.357, SLG: 0.250 (1, 9) (8, PH) (9, 9)										2	1	1	0	1	0	1									
Scott Hatteberg, L OBP: 0.370, SLG: 0.462 Jason Varitek, S OBP: 0.322, SLG: 0.393 (1, 2) (8, PH) (9, 2)										3	1	2	0	0	0	1									
Mike Benjamin, R OBP: 0.319, SLG: 0.375 (1, 4)										2	1	1	1	1	0	0									
Inning Stats	R: 0 E: 0 K: 1 S: 8	H: 1 LOB: 1 BB: 0 P: 13	R: 0 E: 0 K: 1 S: 12	H: 1 LOB: 2 BB: 2 P: 24	R: 1 E: 0 K: 0 S: 12	H: 2 LOB: 1 BB: 0 P: 18	R: 2 E: 0 K: 0 S: 11	H: 4 LOB: 1 BB: 0 P: 16	R: 0 E: 0 K: 0 S: 6	H: 0 LOB: 0 BB: 1 P: 9	R: 0 E: 0 K: 1 S: 10	H: 0 LOB: 0 BB: 0 P: 14	R: 0 E: 0 K: 0 S: 13	H: 1 LOB: 2 BB: 1 P: 25	R: 3 E: 0 K: 2 S: 18	H: 3 LOB: 2 BB: 2 P: 36		1B: 8 2B: 4 3B: 0 HR: 0	SF: 0 SAC: 1 DP: 2 HBP: 0	WP: 0 PB: 0 SB: 0 CS: 0	PA: 43				
PITCHER	IP	WLS	BF	H	R	ER	SO	BB	IBB	HBP	BLK	WP	HR	S	P	ERA	WHIP								
Ken Hill, R ERA: 5.1 (1, 1)	6.0	W	27	8	3	3	2	3	0	0	0	0	0	55	89	4.50	1.833								
Allen Watson, L ERA: 5.99 (7, 1)	1.2		7	1	0	0	1	1	0	0	0	0	0	20	35	0.00	1.200								
Pep Harris, R ERA: 4.98 (8, 1)	0.1		1	0	0	0	0	0	0	0	0	0	0	3	4	0.00	0.000								
Troy Percival, R ERA: 3.12 (9, 1)	1.0		8	3	3	3	2	1	1	0	0	0	0	18	36	27.00	4.000								

Batter	1	2	3	4	5	6	7	8	9	AB	R	H	RBI	BB	SO	LOB	TOP			
Gregg Jefferies, S OBP: 0.331, SLG: 0.400 (1, 7)	G4-3		1B		G3			G4-3		4	0	1	0	0	0	0				
Norberto Martin, R OBP: 0.242, SLG: 0.251 (1, 4)	G4-6-3		K		F8			K		4	0	1	0	0	2	1				
Darin Erstad, L OBP: 0.359, SLG: 0.500 (1, 3)	G4-6-3		1B		G4-3			K		4	0	1	0	0	1	1				
Tim Salmon, R OBP: 0.416, SLG: 0.557 (1, 10)		16 1B	G6-3		1B			F8		3	1	1	0	1	0	2				
Jim Edmonds, L OBP: 0.362, SLG: 0.491 (1, 8)	F7				K			G4-3		2	0	0	0	0	1	1				
Orlando Palmeiro, L OBP: 0.454, SLG: 0.408 (4, 8)										1	0	1	0	0	0	0				
Todd Greene, R OBP: 0.381, SLG: 0.439 (9, PH)										1	0	0	0	0	0	0				
16 Garret Anderson, L OBP: 0.338, SLG: 0.474 (1, 9)	F7-4		1B		L6			F8		4	0	1	0	0	0	2				
Troy Glaus, R OBP: 0.295, SLG: 0.333 (1, 5)	1B				K					3	0	1	1	0	2	0				
Matt Walbeck, S OBP: 0.315, SLG: 0.354 (1, 2)	F7-4				G3			G3		3	0	0	0	0	0	2				
Gary Disarcina, R OBP: 0.325, SLG: 0.403 (1, 6)			F8		K			K		3	0	0	0	0	2	0				
Inning Stats	R: 0 E: 0 K: 0 S: 5	H: 1 LOB: 0 BB: 0 P: 7	R: 1 E: 0 K: 0 S: 10	H: 3 LOB: 1 BB: 0 P: 16	R: 0 E: 0 K: 1 S: 9	H: 2 LOB: 2 BB: 0 P: 13	R: 0 E: 0 K: 2 S: 9	H: 0 LOB: 0 BB: 0 P: 13	R: 0 E: 0 K: 1 S: 8	H: 1 LOB: 2 BB: 1 P: 18	R: 0 E: 0 K: 2 S: 10	H: 0 LOB: 0 BB: 0 P: 13	R: 0 E: 0 K: 2 S: 10	H: 0 LOB: 0 BB: 0 P: 15	R: 0 E: 0 K: 0 S: 9	H: 0 LOB: 0 BB: 0 P: 14	1B: 7 2B: 1 3B: 0 HR: 0	SF: 0 SAC: 0 DP: 2 HBP: 0	WP: 0 PB: 0 SB: 0 CS: 0	PA: 33
PITCHER	IP	WLS	BF	H	R	ER	SO	BB	IBB	HBP	BLK	WP	HR	S	P	ERA	WHIP			
Pedro Martinez, R ERA: 2.67 (1, 1)	8.0	W	30	7	1	1	8	1	0	0	0	0	0	71	108	1.12	1.000			
Greg Swindell, L ERA: 3.6 (9, 1)	1.0		3	0	0	0	0	0	0	0	0	0	0	9	14	0.00	0.000			

Anaheim Angels @ Boston Red Sox
Fenway Park, Boston, MA
Sat Aug 29 1998, 7:05 PM EDT
Att: 32,519 - Overcast - 78 F

AB 32
R 1
H 7
RBI 1
BB 1
SO 8
LOB 9



Batter	1	2	3	4	5	6	7	8	9	AB	R	H	RBI	BB	SO	LOB	BOTTOM			
Darren Lewis, R OBP: 0.349, SLG: 0.364 (1, 8)	F8		F8	2B			P6			4	1	1	0	0	0	0				
John Valentin, R OBP: 0.353, SLG: 0.455 (1, 5)	K		HR	2B			P4			4	1	2	2	0	1	0				
Mo Vaughn, L OBP: 0.395, SLG: 0.591 (1, 10)	F7		HR	BB			F7			3	1	0	0	1	0	1				
Nomar Garciaparra, R OBP: 0.365, SLG: 0.578 (1, 6)	2B	SF8	F7		G6-3			K		4	1	1	0	0	1	1				
Troy O'Leary, L OBP: 0.315, SLG: 0.490 (1, 7)	SF8	2B	HR		K			G3-1		4	2	2	2	0	1	0				
Mike Stanley, R OBP: 0.364, SLG: 0.494 (1, 3)	SF8		1B		K			F8		3	0	1	1	0	1	0				
Darren Bragg, L OBP: 0.374, SLG: 0.462 (1, 9)	2B	L4			P6					3	0	1	1	0	0	1				
Scott Hatteberg, L OBP: 0.367, SLG: 0.457 (1, 2)	F9				G4-3			G4-3		3	0	0	0	0	0	1				
Mike Benjamin, R OBP: 0.316, SLG: 0.371 (1, 4)	G4-3				G6-3			K		3	0	0	0	0	1	1				
Inning Stats	R: 0 E: 0 K: 1 S: 6	H: 0 LOB: 0 BB: 0 P: 10	R: 2 E: 0 K: 0 S: 11	H: 3 LOB: 1 BB: 0 P: 15	R: 3 E: 0 K: 0 S: 13	H: 3 LOB: 1 BB: 1 P: 25	R: 1 E: 0 K: 0 S: 9	H: 2 LOB: 1 BB: 0 P: 15	R: 0 E: 0 K: 2 S: 11	H: 0 LOB: 0 BB: 0 P: 14	R: 0 E: 0 K: 1 S: 7	H: 0 LOB: 0 BB: 0 P: 9	R: 0 E: 0 K: 0 S: 5	H: 0 LOB: 0 BB: 0 P: 6	R: 0 E: 0 K: 1 S: 6	H: 0 LOB: 0 BB: 0 P: 8	1B: 3 2B: 3 3B: 0 HR: 2	SF: 1 SAC: 0 DP: 0 HBP: 0	WP: 0 PB: 0 SB: 0 CS: 0	PA: 33
PITCHER	IP	WLS	BF	H	R	ER	SO	BB	IBB	HBP	BLK	WP	HR	S	P	ERA	WHIP			
Jack McDowell, R ERA: 4.45 (1, 1)	3.0	L	16	6	5	5	1	0	0	0	0	0	0	30	50	15.00	2.333			
Omar Olivares, R ERA: 4.1 (4, 1)	5.0		17	2	1	1	4	0	0	0	0	0	0	38	52	1.80	0.400			

Anaheim Angels @ Boston Red Sox
Fenway Park, Boston, MA
Sat Aug 29 1998, 7:05 PM EDT
Att: 32,519 - Overcast - 78 F

AB 31
R 6
H 8
RBI 6
BB 1
SO 5
LOB 5



Batter	1	2	3	4	5	6	7	8	9	AB	R	H	RBI	BB	SO	LOB	TOP			
Orlando Palmeiro, L OBP: 0.404, SLG: 0.403 (1, 8)	G3-1		PB 1B BB	K		F7		1B		4	1	1	0	1	1	2				
Randy Velarde, R OBP: 0.373, SLG: 0.381 (1, 4)	F8		1B 1B 2B BB	F8		K		G5-3		4	1	0	0	1	1	4				
Darin Erstad, L OBP: 0.359, SLG: 0.499 (1, 3)	G6-3		1B 2B 1B	2H 1B		F7		G4-3		5	1	2	1	0	0	0				
Tim Salmon, R OBP: 0.414, SLG: 0.552 (1, 10)		G5-3	2B 16 G4-3 1B	K		G5-3		P2		5	1	1	1	0	1	1				
Gregg Jefferies, S OBP: 0.333, SLG: 0.404 Jim Edmonds, L OBP: 0.362, SLG: 0.491 (1, 7) (9, 8)	16 HR 1B		16 G4-3 2B	F8		K		16 1B		5	1	3	2	0	1	0				
16 Garret Anderson, L OBP: 0.340, SLG: 0.481 (1, 9)	1H HR		G4-3	K		K		G5-3 1B	BB 1B	5	2	3	3	0	1	1				
Troy Glaus, R OBP: 0.299, SLG: 0.325 (1, 5)	BB		G6-3	K		K		G5-3	BB 1B	3	0	0	0	2	1	2				
Phil Nevin, R OBP: 0.288, SLG: 0.370 (1, 2)	K		G5-3	K		K		G6-3	K	5	0	0	0	0	3	6				
Gary Disarcina, R OBP: 0.327, SLG: 0.403 (1, 6)	P8			WP 1B HBP		E6		1B		3	1	1	1	0	0	1				
Inning Stats	R: 0 E: 0 K: 0 S: 7	H: 0 LOB: 0 BB: 0 P: 10	R: 2 E: 0 K: 1 S: 13	H: 2 LOB: 1 BB: 1 P: 19	R: 4 E: 0 K: 0 S: 16	H: 3 LOB: 1 BB: 2 P: 32	R: 1 E: 0 K: 2 S: 11	H: 1 LOB: 1 BB: 0 P: 16	R: 0 E: 0 K: 2 S: 10	H: 0 LOB: 0 BB: 0 P: 14	R: 0 E: 0 K: 1 S: 10	H: 0 LOB: 0 BB: 0 P: 13	R: 1 E: 0 K: 0 S: 13	H: 3 LOB: 2 BB: 0 P: 20	R: 0 E: 0 K: 1 S: 8	H: 2 LOB: 3 BB: 1 P: 16	1B: 9 2B: 1 3B: 0 HR: 1	SF: 0 SAC: 0 DP: 0 HBP: 1	WP: 1 PB: 2 SB: 0 CS: 0	PA: 44
PITCHER	IP	WLS	BF	H	R	ER	SO	BB	IBB	HBP	BLK	WP	HR	S	P	ERA	WHIP			
49 Tim Wakefield, R ERA: 4.44	3.2	L	21	6	7	7	2	3	0	1	0	1	1	44	73	17.18	2.455			
John Wasdin, R ERA: 4.54	2.1		8	0	0	0	5	0	0	0	0	0	0	27	35	0.00	0.000			
Greg Swindell, L ERA: 3.67	1.0		4	1	1	1	1	0	0	0	0	0	0	13	16	9.00	1.000			
Derek Lowe, R ERA: 4.28	1.0		5	2	0	0	0	0	0	0	0	0	0	10	17	0.00	2.000			
Tom Gordon, R ERA: 2.69	1.0		6	2	0	0	1	1	0	0	0	0	0	8	16	0.00	3.000			

Anaheim Angels @ Boston Red Sox
Fenway Park, Boston, MA
Sun Aug 30 1998, 3:33 AM EDT
Att: 31,476 - Sunny - 83 F

AB 39
R 8
H 11
RBI 8
BB 4
SO 9
LOB 17



Batter	1	2	3	4	5	6	7	8	9	AB	R	H	RBI	BB	SO	LOB	BOTTOM					
Darren Lewis, R OBP: 0.349, SLG: 0.367 (1, 8)	HR 3B		G5-3		G6-3 HR BB		G4-3		K	4	2	1	0	1	1	3						
John Valentin, R OBP: 0.352, SLG: 0.460 (1, 5)	HR		P5		G6-3		K			4	1	1	2	0	1	4						
Mo Vaughn, L OBP: 0.394, SLG: 0.594 (1, 10)	P6		K		HR		G4-3			4	1	1	3	0	1	1						
Nomar Garciaparra, R OBP: 0.366, SLG: 0.586 (1, 6)	L9			HR	G5-3		G4-3		2B	4	1	2	1	0	0	0						
Troy O'Leary, L OBP: 0.315, SLG: 0.488 (1, 7)	K			G1-6-3 1B		G3		P3		4	0	1	0	0	1	1						
Mike Stanley, R OBP: 0.361, SLG: 0.490 (1, 3)	G1-3			P7		F8		K		4	0	0	0	0	1	2						
Darren Bragg, L OBP: 0.370, SLG: 0.457 (1, 9)	K			G1-6-3		K		K		4	0	0	0	0	3	1						
Scott Hatteberg, L OBP: 0.371, SLG: 0.462 (1, 2)	K				FC6-4 BB		G4-3 BLK 1B		2B	3	0	2	0	1	1	0						
Mike Benjamin, R OBP: 0.316, SLG: 0.369 Orlando Merced, S OBP: 0.336, SLG: 0.404 (1, 4) (9, PH)					G5-3 HBP		B3		P6	2	1	0	0	0	0	2						
Inning Stats	R: 2 E: 0 K: 1 S: 15	H: 2 LOB: 0 BB: 0 P: 26	R: 0 E: 0 K: 2 S: 13	H: 0 LOB: 0 BB: 0 P: 17	R: 0 E: 0 K: 1 S: 8	H: 0 LOB: 1 BB: 0 P: 15	R: 1 E: 0 K: 0 S: 6	H: 2 LOB: 0 BB: 0 P: 9	R: 3 E: 0 K: 0 S: 17	H: 1 LOB: 0 BB: 2 P: 34	R: 0 E: 0 K: 1 S: 7	H: 0 LOB: 0 BB: 0 P: 10	R: 0 E: 0 K: 1 S: 9	H: 1 LOB: 1 BB: 0 P: 12	R: 0 E: 0 K: 1 S: 11	H: 1 LOB: 1 BB: 0 P: 17	R: 0 E: 0 K: 2 S: 11	H: 1 LOB: 1 BB: 0 P: 15	1B: 2 2B: 2 3B: 1 HR: 3	SF: 0 SAC: 0 DP: 1 HBP: 1	WP: 0 PB: 0 SB: 0 CS: 0	PA: 37
PITCHER	IP	WLS	BF	H	R	ER	SO	BB	IBB	HBP	BLK	WP	HR	S	P	ERA	WHIP					
Jeff Juden, R ERA: 5.71	4.2		21	5	6	6	4	2	0	1	0	0	0	54	93	11.57	1.500					
Shigetoshi Hasegawa, R ERA: 2.85	3.1	W	12	2	0	0	3	0	0	0	1	0	0	32	47	0.00	0.600					
Troy Percival, R ERA: 3.07	1.0	S	4	1	0	0	2	0	0	0	0	0	0	11	15	0.00	1.000					

Anaheim Angels @ Boston Red Sox
Fenway Park, Boston, MA
Sun Aug 30 1998, 3:33 AM EDT
Att: 31,476 - Sunny - 83 F

AB 34
R 6
H 8
RBI 6
BB 2
SO 9
LOB 15




Batter	1	2	3	4	5	6	7	8	9	AB	R	H	RBI	BB	SO	LOB	TOP								
Gregg Jefferies, S (1, 7) OBP: 0.334, SLG: 0.406	1-1 G4-3		1-2 E7 1B 2B			1-0 G6-3			3-2 G4-6-3	5	1	2	2	0	0	1									
Randy Velarde, R (1, 4) OBP: 0.382, SLG: 0.367 Chris Pritchett, L (9, PH) OBP: 0.367, SLG: 0.464 Norberto Martin, R (9, 4) OBP: 0.242, SLG: 0.251	2-3 K		3-3 K			3-3 K			1-1 P5	4	0	0	0	0	0	3	1								
Darin Erstad, L (1, 3) OBP: 0.358, SLG: 0.497	1-1 G6-3		1-1 HR 1B			2-1 G4-3			1-0 P6	4	1	1	1	0	0	0									
Tim Salmon, R (1, 10) OBP: 0.414, SLG: 0.559		1-2 G6-3	3-1 HR			3-2 2B 16 SF7 1B			2-3 K	4	2	2	2	0	1	0									
Jim Edmonds, L (1, 8) OBP: 0.363, SLG: 0.492	4-1 16 1B BB		0-1 L7			1-1 HBP 1B 2B			1-3 K	3	1	1	0	1	1	0									
16 Garrett Anderson, L (1, 9) OBP: 0.340, SLG: 0.480	3-2 1B			2-1 F8		0-0 SF7			1-2 G1-3	3	0	1	1	0	0	0									
Troy Glaus, R (1, 5) OBP: 0.298, SLG: 0.316	1-3 K			2-2 F7		3-H HBP 1B BB			2-3 K	3	1	0	0	1	2	2									
Matt Walbeck, S (1, 2) OBP: 0.314, SLG: 0.352	1-3 K			2-2		2-3 K			1-1 P6	4	0	1	0	0	2	4									
Gary Disarcina, R (1, 6) OBP: 0.328, SLG: 0.401			2-2 G5-3		0-0 F8	1-0 1B HBP			2-0 G4-6-3 HBP	2	0	0	0	0	0	1									
Inning Stats	R: 0 E: 0 K: 1 S: 7	H: 0 LOB: 0 BB: 0 P: 11	R: 0 E: 0 K: 2 S: 16	H: 1 LOB: 2 BB: 1 P: 26	R: 3 E: 1 K: 1 S: 17	H: 3 LOB: 0 BB: 0 P: 27	R: 0 E: 0 K: 0 S: 9	H: 1 LOB: 1 BB: 0 P: 15	R: 0 E: 0 K: 1 S: 14	H: 0 LOB: 0 BB: 0 P: 12	R: 3 E: 0 K: 1 S: 14	H: 3 LOB: 2 BB: 1 P: 26	R: 0 E: 0 K: 2 S: 16	H: 0 LOB: 0 BB: 0 P: 9	R: 0 E: 0 K: 2 S: 9	H: 0 LOB: 1 BB: 0 P: 13	R: 0 E: 0 K: 0 S: 7	H: 0 LOB: 1 BB: 0 P: 14	1B: 5 2B: 2 3B: 0 HR: 1	SF: 1 SAC: 0 DP: 0 HBP: 2	WP: 0 PB: 0 SB: 0 CS: 0	PA: 38			
PITCHER	IP	WLS	BF	H	R	ER	SO	BB	IBB	HBP	BLK	WP	HR	S	P	ERA	WHIP								
Jaret Wright, R (1, 1) ERA: 4.94	5.2		27	7	6	6	6	2	0	0	0	0	1	69	115	9.53	1.588								
Chad Ogea, R (6, 1) ERA: 5.44	1.1		4	1	0	0	1	0	0	0	0	0	0	6	11	0.00	0.750								
Jim Poole, L (8, 1) ERA: 5.14	0.2		2	0	0	0	1	0	0	0	0	0	0	6	8	0.00	0.000								
Steve Reed, R (8, 1) ERA: 2.83	1.1	W	5	0	0	0	1	0	0	1	0	0	0	10	19	0.00	0.000								

Anaheim Angels @ Cleveland Indians
Jacobs Field, Cleveland, OH
Tue Sep.01 1998, 7:05 PM EDT
Att: 43,184 - Cloudy - 73 F

livebaseballscorecards.com

AB 33
R 6
H 8
RBI 6
BB 2
SO 9
LOB 10




Batter	1	2	3	4	5	6	7	8	9	AB	R	H	RBI	BB	SO	LOB	BOTTOM								
Kenny Lofton, L (1, 8) OBP: 0.366, SLG: 0.417	0-1 G4-3	1-1 G4-3		1-2 G1-3		2-2 G3		4-2 CS BB		4	0	0	0	1	0	4									
Joey Cora, S (1, 4) OBP: 0.361, SLG: 0.383	2-1 F9		2-2 G3		0-2 E 1B	1-2 L6		2-2 F8		5	1	1	0	0	0	3									
Travis Fryman, R (1, 5) OBP: 0.338, SLG: 0.497	3-2 CS 1B		2-2 G6-3		2-3 K	1-1 BB 1B		3-3 K		5	1	2	0	0	2	3									
Manny Ramirez, R (1, 9) OBP: 0.379, SLG: 0.583	1-2 CS	1-3 K	1-3 K		0-0 E8 1B	4-2 BB 1B		1-2 BB	1-2 FC1-5 1B	4	0	2	0	1	2	0									
Cecil Fielder, R (1, 10) OBP: 0.329, SLG: 0.410 David Justice, L (7, PH) OBP: 0.368, SLG: 0.477		1-2 1B 2B 1B		0-1 G4-3	2-2 BB HBP	1-2 BB		1-2 1B	1-0 FC1-5 1B	2	1	1	0	0	0	0									
Richie Sexson, R (1, 3) OBP: 0.413, SLG: 0.667		0-2 2B SF8 1B		3-2 HBP FC5 1B	4-2 G4-6-3 BB	1-1 B3		0-0 FC1-5 1B	4-2 2-3F 1B	4	2	2	0	1	0	4									
Mark Whiten, S (1, 7) OBP: 0.394, SLG: 0.446		3-2 2B 2B		0-0 FC5 HBP 1B	0-2 G4-6-3	3-3 K		1-2 2B 1B	1-2 1B	5	1	3	2	0	1	5									
Einar Diaz, R (1, 2) OBP: 0.500, SLG: 0.500 Jeff Branson, L (7, PH) OBP: 0.229, SLG: 0.309 Sandy Alomar Jr., R (8, 2) OBP: 0.271, SLG: 0.351		SF8		1-2 FC5 HBP	1-2 FC5 HBP	1-2 G5-3		2-3 K	1-2 2B 1B	1	0	0	1	0	0	0									
Omar Vizquel, S (1, 6) OBP: 0.353, SLG: 0.360		3-H 2B		0-0 FC5	0-0 FC5	0-0 G3 1B		0-1 F8 BB 1B		4	0	3	2	0	0	2									
Inning Stats	R: 0 E: 0 K: 0 S: 9	H: 1 LOB: 0 BB: 0 P: 15	R: 3 E: 0 K: 1 S: 20	H: 4 LOB: 1 BB: 0 P: 26	R: 0 E: 0 K: 1 S: 10	H: 0 LOB: 0 BB: 0 P: 15	R: 1 E: 0 K: 0 S: 14	H: 2 LOB: 2 BB: 0 P: 19	R: 1 E: 0 K: 1 S: 15	H: 2 LOB: 2 BB: 1 P: 23	R: 0 E: 0 K: 0 S: 10	H: 1 LOB: 1 BB: 0 P: 14	R: 1 E: 0 K: 2 S: 16	H: 2 LOB: 2 BB: 1 P: 28	R: 0 E: 0 K: 1 S: 12	H: 1 LOB: 1 BB: 1 P: 21	R: 1 E: 0 K: 0 S: 8	H: 3 LOB: 2 BB: 0 P: 11	1B: 14 2B: 2 3B: 0 HR: 0	SF: 1 SAC: 0 DP: 1 HBP: 2	WP: 0 PB: 0 SB: 1 CS: 2	PA: 44			
PITCHER	IP	WLS	BF	H	R	ER	SO	BB	IBB	HBP	BLK	WP	HR	S	P	ERA	WHIP								
Chuck Finley, L (1, 1) ERA: 3.2	4.1		24	9	5	5	3	1	0	0	0	0	0	17	26	5.40	1.800								
Pep Harris, R (5, 1) ERA: 4.99	1.2		7	2	1	1	0	1	0	0	0	0	0	3	4	∞	∞								
Mike Holtz, L (7, 1) ERA: 5.33	0.0		1	1	0	0	0	0	0	0	0	0	0	3	4	∞	∞								
Rich DeLucia, R (7, 1) ERA: 4.11	2.0	L	8	2	1	1	3	1	0	0	0	0	0	24	40	4.50	1.500								
Allen Watson, L (9, 1) ERA: 5.99	0.0		1	1	0	0	0	0	0	0	0	0	0	1	2	∞	∞								
PITCHER	IP	WLS	BF	H	R	ER	SO	BB	IBB	HBP	BLK	WP	HR	S	P	ERA	WHIP								
Omar Olivares, R (9, 1) ERA: 4.09	0.1		2	1	0	0	0	0	0	0	0	0	0	4	5	0.00	3.000								

Anaheim Angels @ Cleveland Indians
Jacobs Field, Cleveland, OH
Tue Sep.01 1998, 7:05 PM EDT
Att: 43,184 - Cloudy - 73 F

livebaseballscorecards.com

AB 37
R 7
H 16
RBI 6
BB 3
SO 6
LOB 23



Batter	1	2	3	4	5	6	7	8	9	AB	R	H	RBI	BB	SO	LOB	TOP					
Jim Edmonds, L (1, 8) <small>OBP: 0.364, SLG: 0.498</small>										6	3	3	3	0	0	2	Anaheim Angels @ Cleveland Indians Jacobs Field, Cleveland, OH Wed Sep 02 1998, 7:05 PM EDT Att: 43,200 - Cloudy - 70 F					
Randy Velarde, R (1, 4) 13 Justin Baughman, R (8, 4) <small>OBP: 0.269, SLG: 0.314</small>										6	4	4	2	0	1	2						
Darin Erstad, L (1, 3) Chris Pritchett, L (1, PR) <small>OBP: 0.400, SLG: 0.576</small>										1	0	1	2	0	0	0						
Tim Salmon, R (1, 10) Todd Greene, R (7, PH) <small>OBP: 0.336, SLG: 0.429</small>										3	1	1	0	1	0	2						
Gregg Jefferies, S (1, 7) Reggie Williams, S (7, 7) <small>OBP: 0.500, SLG: 0.538</small>										5	0	4	3	0	0	2						
16 Garret Anderson, L (1, 9) <small>OBP: 0.339, SLG: 0.477</small>										4	1	0	0	1	0	7						
Norberto Martin, R (1, 5) <small>OBP: 0.241, SLG: 0.250</small>										5	0	1	1	0	0	8						
Phil Nevin, R (1, 2) Charlie O'Brien, R (8, 2) <small>OBP: 0.290, SLG: 0.375</small>										5	1	2	1	0	2	1						
Gary Disarcina, R (1, 6) <small>OBP: 0.329, SLG: 0.401</small>										5	1	2	0	0	2	1						
Inning Stats	R: 2 E: 0 K: 0 S: 16	H: 4 LOB: 3 BB: 0 P: 21	R: 5 E: 1 K: 0 S: 21	H: 6 LOB: 1 BB: 0 P: 32	R: 0 E: 0 K: 1 S: 7	H: 0 LOB: 0 BB: 0 P: 13	R: 0 E: 0 K: 0 S: 10	H: 1 LOB: 3 BB: 2 P: 22	R: 2 E: 0 K: 1 S: 12	H: 2 LOB: 1 BB: 0 P: 16	R: 2 E: 0 K: 0 S: 10	H: 3 LOB: 1 BB: 0 P: 22	R: 0 E: 0 K: 1 S: 12	H: 2 LOB: 2 BB: 0 P: 15	R: 0 E: 0 K: 1 S: 5	H: 0 LOB: 0 BB: 0 P: 9		1B: 14 2B: 4 3B: 1 HR: 2	SF: 0 SAC: 0 DP: 0 HBP: 0	WP: 0 PB: 0 SB: 0 CS: 0	PA: 50	
PITCHER	IP: 1.0 WLS: L BF: 12 ERA: 3.64	H: 9 R: 7 ER: 7 SO: 2	H: 4 R: 2 ER: 2 SO: 2	H: 2 R: 2 ER: 1 SO: 1	H: 1 R: 0 ER: 0 SO: 0	H: 0 R: 0 ER: 0 SO: 0	H: 1 R: 1 ER: 0 SO: 0	H: 3 R: 0 ER: 0 SO: 0	H: 3 R: 0 ER: 0 SO: 0	H: 3 R: 1 ER: 0 SO: 0	H: 2 R: 0 ER: 0 SO: 0	H: 2 R: 0 ER: 0 SO: 0	H: 2 R: 0 ER: 0 SO: 0	H: 0 R: 0 ER: 0 SO: 0	H: 0 R: 0 ER: 0 SO: 0	H: 0 R: 0 ER: 0 SO: 0	ERA: 63.00 WHIP: 9.000	ERA: 4.50 WHIP: 1.250	ERA: 18.00 WHIP: 3.500	ERA: 0.00 WHIP: 2.000	ERA: 0.00 WHIP: 0.000	
Kenny Lofton, L (1, 8) Mark Whiten, S (7, 8) <small>OBP: 0.367, SLG: 0.419</small>										3	2	1	0	1	0	0	Anaheim Angels @ Cleveland Indians Jacobs Field, Cleveland, OH Wed Sep 02 1998, 7:05 PM EDT Att: 43,200 - Cloudy - 70 F					
Joey Cora, S (1, 4) <small>OBP: 0.362, SLG: 0.382</small>									4	1	1	1	1	0	1							
David Justice, L (1, 10) <small>OBP: 0.368, SLG: 0.475</small>									4	0	1	0	1	0	1							
Manny Ramirez, R (1, 9) <small>OBP: 0.380, SLG: 0.588</small>									5	1	2	1	0	2	2							
Travis Fryman, R (1, 5) Jeff Branson, L (8, 5) <small>OBP: 0.229, SLG: 0.309</small>									3	1	2	2	1	0	2							
Brian Giles, L (1, 7) <small>OBP: 0.408, SLG: 0.486</small>									3	0	1	1	1	1	1							
Richie Sexson, R (1, 3) <small>OBP: 0.407, SLG: 0.647</small>									3	0	0	0	0	1	4							
Sandy Alomar Jr., R (1, 2) Einar Diaz, R (8, 2) <small>OBP: 0.269, SLG: 0.348</small>									3	0	0	0	0	0	2							
Omar Vizquel, S (1, 6) Enrique Wilson, S (7, 6) <small>OBP: 0.351, SLG: 0.357</small>									3	0	0	0	0	0	0							
Inning Stats	R: 1 E: 0 K: 0 S: 11	H: 1 LOB: 2 BB: 2 P: 23	R: 0 E: 0 K: 1 S: 7	H: 0 LOB: 0 BB: 0 P: 9	R: 0 E: 0 K: 0 S: 13	H: 0 LOB: 1 BB: 1 P: 21	R: 0 E: 0 K: 1 S: 9	H: 1 LOB: 2 BB: 0 P: 15	R: 2 E: 0 K: 0 S: 23	H: 4 LOB: 3 BB: 1 P: 38	R: 0 E: 0 K: 0 S: 4	H: 0 LOB: 0 BB: 0 P: 8	R: 2 E: 0 K: 1 S: 16	H: 2 LOB: 1 BB: 1 P: 25	R: 0 E: 0 K: 0 S: 9	H: 0 LOB: 0 BB: 0 P: 16		R: 0 E: 0 K: 1 S: 9	H: 0 LOB: 0 BB: 0 P: 15	1B: 5 2B: 2 3B: 0 HR: 1	SF: 0 SAC: 0 DP: 0 HBP: 1	WP: 0 PB: 1 SB: 1 CS: 0
Steve Sparks, R (1, 1) Mike Fetters, R (7, 1) <small>ERA: 4.47</small>	IP: 6.2 WLS: W BF: 33	H: 8 R: 5 ER: 5 SO: 2	H: 0 R: 0 ER: 0 SO: 2	H: 0 R: 0 ER: 0 SO: 2	H: 1 R: 0 ER: 0 SO: 0	H: 1 R: 0 ER: 0 SO: 0	H: 1 R: 0 ER: 0 SO: 0	H: 2 R: 0 ER: 0 SO: 0	H: 2 R: 0 ER: 0 SO: 0	H: 2 R: 0 ER: 0 SO: 0	H: 1 R: 0 ER: 0 SO: 0	H: 1 R: 0 ER: 0 SO: 0	H: 1 R: 0 ER: 0 SO: 0	H: 1 R: 0 ER: 0 SO: 0	H: 0 R: 0 ER: 0 SO: 0	H: 0 R: 0 ER: 0 SO: 0	ERA: 6.75 WHIP: 1.950	ERA: 0.00 WHIP: 0.000				

Batter	1	2	3	4	5	6	7	8	9	AB	R	H	RBI	BB	SO	LOB	TOP				
Johnny Damon, L (1, 8) OBP: 0.343, SLG: 0.429	1-1 F7			2-2 2B	1-0 G6-3			1-0 E4	0-0 S	5	2	2	1	0	0	1	Kansas City Royals @ Anaheim Angels Edison International Field, Anaheim, CA Fri Sep 04 1998, 10:05 PM EDT Att: 33,832 - Cloudy - 75 F				
Jeremy Giambi, L (1, 10) OBP: 0.300, SLG: 0.444	1-0 P6			0-0 2B	1-2 G1-3			0-0 G5-3	3-3 K	3	1	1	0	0	0	1					
Scott Leius, R (8, PH) OBP: 0.231, SLG: 0.200				1-3 2B				1-2 2-3		2	0	0	0	0	1	3					
Jose Offerman, S (1, 4) OBP: 0.403, SLG: 0.438	3-3 K			3-3 K			2-3 K	1-1 F7	0-0 F9	5	0	0	0	0	3	6					
Dean Palmer, R (1, 5) OBP: 0.330, SLG: 0.517		4-2 CS BB		0-0 2B			1-0 F8	1-2 2H		3	0	2	3	1	0	0					
Jeff King, R (1, 3) OBP: 0.323, SLG: 0.452		2-2 G4-3		4-1 2B			1-3 K	0-0 F8		1	0	0	0	1	0	1					
Jeff Conine, R (5, 3) OBP: 0.311, SLG: 0.428		1-2								2	0	0	0	0	1	1					
Hal Morris, L (1, 7) OBP: 0.342, SLG: 0.390	0-0 F7			2-3 K						4	1	2	0	0	1	2					
Larry Sutton, L (1, 9) OBP: 0.310, SLG: 0.348			1-0 CS 1B	1-2 F7			2-2 F9-6	1-2	1-0 SH1-4	3	0	1	0	0	0	3					
29 Mike Sweeney, R (1, 2) OBP: 0.319, SLG: 0.391			0-1 F9		0-0 G6-3 SH5-3 1B			4-0 BB	2-0 1B	3	1	2	0	1	0	1					
Mendy López, R (1, 6) OBP: 0.281, SLG: 0.302			0-2 F9		0-0 SH5-3			0-3 K	3-2 S 1B	2	0	0	0	0	1	2					
Terry Pendleton, S (9, PH) OBP: 0.293, SLG: 0.315			1-2		1-2			1-2 3H	1-2 1B	1	0	1	1	0	0	0					
Shane Halter, R (9, PR) OBP: 0.269, SLG: 0.320										0	0	0	0	0	0	0					
Inning Stats	R: 0 E: 0 K: 1 S: 7	H: 0 LOB: 0 BB: 0 P: 12	R: 0 E: 0 K: 0 S: 6	H: 0 LOB: 0 BB: 1 P: 12	R: 0 E: 0 K: 0 S: 6	H: 1 LOB: 0 BB: 0 P: 7	R: 2 E: 0 K: 2 S: 15	H: 3 LOB: 2 BB: 1 P: 27	R: 0 E: 0 K: 0 S: 6	H: 0 LOB: 0 BB: 0 P: 11	R: 0 E: 0 K: 1 S: 10	H: 1 LOB: 1 BB: 1 P: 16	R: 1 E: 1 K: 0 S: 10	H: 1 LOB: 1 BB: 0 P: 13	R: 2 E: 0 K: 1 S: 14	H: 4 LOB: 3 BB: 0 P: 25	1B: 9 2B: 3 3B: 0 HR: 0	SF: 0 SAC: 2 DP: 1 HBP: 0	WP: 0 PB: 0 SB: 2 CS: 2	PA: 39	
PITCHER	IP	WLS	BF	H	R	ER	SO	BB	IBB	HBP	BLK	WP	HR	S	P	ERA	WHIP				
Ken Hill, R (1, 1) ERA: 4.91	7.0		27	6	2	2	6	3	0	0	0	0	0	57	93	2.57	1.286				
Trevor Wilson, L (8, 1) ERA: 1.8	0.0		1	0	1	0	0	0	0	0	0	0	0	1	2	∞	∞				
Shigetoshi Hasegawa, R (8, 1) ERA: 2.82	1.0		4	1	0	0	0	0	0	0	0	0	0	9	11	0.00	1.000				
Mike Holtz, L (9, 1) ERA: 5.61	0.1	L	2	1	1	1	0	0	0	0	0	0	0	3	6	27.00	3.000				
Troy Percival, R (9, 1) ERA: 3.19	0.2		5	3	1	1	1	0	0	0	0	0	0	11	19	13.50	4.500				

Batter	1	2	3	4	5	6	7	8	9	AB	R	H	RBI	BB	SO	LOB	BOTTOM					
Jim Edmonds, L (1, 8) OBP: 0.368, SLG: 0.499	2-2 1B		4-2 1B BB		4-1 16 E BB		2-3 K		1-2 G5-4-3 1B	3	1	2	0	2	1	0	Kansas City Royals @ Anaheim Angels Edison International Field, Anaheim, CA Fri Sep 04 1998, 10:05 PM EDT Att: 33,832 - Cloudy - 75 F					
Randy Velarde, R (1, 4) OBP: 0.383, SLG: 0.415	2-0 F8		3-0 1B		4-1 16 E BB		4-0 1B BB		2-1 G5-4-3 1-2	3	1	1	0	2	0	2						
16 Garret Anderson, L (1, 9) OBP: 0.336, SLG: 0.472	1-3 K		0-3 K		2-1 E6		1-3 K		0-1 G4-3	5	0	0	0	0	3	5						
Tim Salmon, R (1, 10) OBP: 0.416, SLG: 0.556	2-3 K			4-0 G6-4-3 BB	2-1 F9		0-0 1B		2H 1B	3	0	1	1	1	1	3						
Gregg Jefferies, S (1, 7) OBP: 0.338, SLG: 0.411		1-0 G5-3		2-3 K		1-1 G3		0-0 1B		4	0	1	0	0	1	1						
Orlando Palmeiro, L (8, 7) OBP: 0.404, SLG: 0.403							1-2 1B			0	0	0	0	0	0	0						
Chris Pritchett, L (1, 3) OBP: 0.395, SLG: 0.556		1-0 G4-1		2-2 G6-4-3		2-1 1B		2-0 F7		3	0	1	0	0	0	1						
Todd Greene, R (7, PH) OBP: 0.378, SLG: 0.419				1-2						1	0	0	0	0	0	2						
Craig Shipley, R (8, 3) OBP: 0.331, SLG: 0.393							1B			0	0	0	0	0	0	0						
Troy Glaus, R (1, 5) OBP: 0.296, SLG: 0.314		1-1 F9			0-0 BB 16 E S 1B		0-0 P3		2-3 K	4	1	1	0	0	1	1						
Charlie O'Brien, R (1, 2) OBP: 0.304, SLG: 0.389			1-2 G4-3		1-2 F9		1-1 1B		2-3 K	3	0	1	0	0	0	1						
Reggie Williams, S (8, PH) OBP: 0.485, SLG: 0.519							1-2 1B			1	0	0	0	0	1	0						
Matt Walbeck, S (9, 2) OBP: 0.314, SLG: 0.352										0	0	0	0	0	0	0						
Gary Disarcina, R (1, 6) OBP: 0.326, SLG: 0.398			1-0 P3		1-1 F7		1-0 P4		1-2 L6	4	0	0	0	0	0	3						
Inning Stats	R: 0 E: 0 K: 2 S: 10	H: 1 LOB: 1 BB: 0 P: 17	R: 0 E: 0 K: 0 S: 4	H: 0 LOB: 0 BB: 0 P: 7	R: 0 E: 0 K: 1 S: 11	H: 1 LOB: 2 BB: 1 P: 20	R: 0 E: 0 K: 1 S: 7	H: 0 LOB: 0 BB: 1 P: 15	R: 2 E: 1 K: 0 S: 12	H: 1 LOB: 2 BB: 2 P: 26	R: 0 E: 0 K: 0 S: 8	H: 2 LOB: 2 BB: 0 P: 13	R: 1 E: 0 K: 2 S: 9	H: 2 LOB: 2 BB: 1 P: 18	R: 0 E: 0 K: 2 S: 10	H: 0 LOB: 0 BB: 0 P: 15	R: 0 E: 0 K: 0 S: 7	H: 1 LOB: 0 BB: 0 P: 10	1B: 8 2B: 0 3B: 0 HR: 0	SF: 0 SAC: 0 DP: 2 HBP: 0	WP: 0 PB: 0 SB: 2 CS: 0	PA: 39
PITCHER	IP	WLS	BF	H	R	ER	SO	BB	IBB	HBP	BLK	WP	HR	S	P	ERA	WHIP					
Pat Rapp, R (1, 1) ERA: 4.98	6.0		27	5	2	0	4	4	0	0	0	0	0	6	13	13.50	1.500					
Chris Haney, L (7, 1) ERA: 7.03	0.2		3	0	1	1	2	1	0	0	0	0	0	2	2	∞	∞					
47 Brian Bevil, R (7, 1) ERA: 5.2	0.0		2	2	0	0	0	0	0	0	0	0	0	2	2	∞	∞					
Allen McDill, L (7, 1) ERA:	0.1		1	0	0	0	0	0	0	0	0	0	0	1	3	0.00	0.000					
Ricky Bones, R (8, 1) ERA: 3.35	1.0	W	3	0	0	0	2	0	0	0	0	0	0	10	15	0.00	0.000					



Batter	1	2	3	4	5	6	7	8	9	AB	R	H	RBI	BB	SO	LOB	TOP										
Johnny Damon, L OBP: 0.340, SLG: 0.426	G4-3		F7			F9		L6		4	0	0	0	0	0	0	Kansas City Royals @ Anaheim Angels Edison International Field, Anaheim, CA Sat Sep 05 1998, 10:05 PM EDT Att: 37,217 - Cloudy - 76 F										
Jeremy Giambi, L OBP: 0.357, SLG: 0.417	G5-3 1B		K			P3		BB		3	0	1	0	1	1	0											
Jose Offerman, S OBP: 0.402, SLG: 0.436	G5-3							K		4	0	1	0	0	2	2											
Dean Palmer, R OBP: 0.329, SLG: 0.521	F8									4	1	1	1	0	1	2											
Larry Sutton, L OBP: 0.306, SLG: 0.344										4	0	0	0	0	1	0											
Jeff Conine, R OBP: 0.314, SLG: 0.432										4	0	2	0	0	2	0											
Hal Morris, L OBP: 0.342, SLG: 0.389										3	0	1	0	0	0	1											
29 Mike Sweeney, R OBP: 0.315, SLG: 0.386										3	0	0	0	0	0	3											
Mendy López, R OBP: 0.278, SLG: 0.298										2	0	0	0	0	1	0											
Terry Pendleton, S OBP: 0.291, SLG: 0.313										1	0	0	0	0	1	0											
Shane Halter, R OBP: 0.269, SLG: 0.320										0	0	0	0	0	0	0											
Inning Stats	R: 0 E: 0 K: 0 S: 13	H: 1 LOB: 1 BB: 0 P: 20	R: 0 E: 0 K: 0 S: 13	H: 1 LOB: 1 BB: 0 P: 20	R: 0 E: 0 K: 2 S: 10	H: 0 LOB: 0 BB: 0 P: 15	R: 0 E: 0 K: 1 S: 12	H: 1 LOB: 0 BB: 0 P: 15	R: 0 E: 0 K: 1 S: 5	H: 0 LOB: 0 BB: 0 P: 8	R: 0 E: 0 K: 0 S: 6	H: 0 LOB: 0 BB: 0 P: 11	R: 1 E: 0 K: 1 S: 16	H: 3 LOB: 2 BB: 0 P: 24	R: 0 E: 0 K: 2 S: 8	H: 0 LOB: 1 BB: 1 P: 14	R: 0 E: 0 K: 2 S: 9	H: 0 LOB: 0 BB: 0 P: 14	1B: 4 2B: 1 3B: 0 HR: 1	SF: 0 SAC: 0 DP: 0 HBP: 0	WP: 0 PB: 0 SB: 0 CS: 1	PA: 33					
PITCHER	IP	WLS	BF	H	R	ER	SO	BB	IBB	HBP	BLK	WP	HR	S	P	ERA	WHIP										
Jack McDowell, R ERA: 4.12	(1, 1)	6.2	W	25	6	1	1	5	0	0	0	0	1	71	106	1.35	0.900										
Pep Harris, R ERA: 4.95	(7, 1)	1.1		5	0	0	0	2	1	0	0	0	0	12	21	0.00	0.750										
Rich DeLucia, R ERA: 4.05	(9, 1)	1.0	S	3	0	0	0	2	0	0	0	0	0	9	14	0.00	0.000										

Batter	1	2	3	4	5	6	7	8	9	AB	R	H	RBI	BB	SO	LOB	BOTTOM										
Gregg Jefferies, S OBP: 0.341, SLG: 0.414	FC5-4 1B									4	0	3	1	0	0	0	Kansas City Royals @ Anaheim Angels Edison International Field, Anaheim, CA Sat Sep 05 1998, 10:05 PM EDT Att: 37,217 - Cloudy - 76 F										
Reggie Williams, S OBP: 0.485, SLG: 0.519										0	0	0	0	0	0	0											
Randy Velarde, R OBP: 0.386, SLG: 0.413	FC5-4 1B									3	0	1	0	1	0	3											
Jim Edmonds, L OBP: 0.367, SLG: 0.499	G4-6-3									4	0	1	0	0	1	3											
Tim Salmon, R OBP: 0.414, SLG: 0.552										3	0	0	0	1	2	2											
16 Garret Anderson, L OBP: 0.335, SLG: 0.471										4	0	1	0	0	2	5											
Chris Pritchett, L OBP: 0.390, SLG: 0.538										3	1	1	0	0	1	1											
Todd Greene, R OBP: 0.370, SLG: 0.409										1	0	0	0	0	1	3											
Craig Shipley, R OBP: 0.331, SLG: 0.393										0	0	0	0	0	0	0											
Matt Walbeck, S OBP: 0.314, SLG: 0.352										3	1	1	0	0	0	0											
Troy Glaus, R OBP: 0.290, SLG: 0.306										3	0	0	0	0	3	2											
Gary Disarcina, R OBP: 0.326, SLG: 0.397										3	0	1	1	0	0	0											
Inning Stats	R: 0 E: 0 K: 0 S: 10	H: 1 LOB: 0 BB: 0 P: 14	R: 0 E: 0 K: 1 S: 6	H: 0 LOB: 0 BB: 0 P: 8	R: 0 E: 0 K: 1 S: 7	H: 0 LOB: 0 BB: 0 P: 13	R: 0 E: 0 K: 2 S: 14	H: 2 LOB: 2 BB: 0 P: 21	R: 2 E: 0 K: 1 S: 12	H: 4 LOB: 1 BB: 0 P: 18	R: 0 E: 0 K: 1 S: 11	H: 1 LOB: 1 BB: 0 P: 18	R: 0 E: 0 K: 1 S: 7	H: 0 LOB: 0 BB: 0 P: 12	R: 0 E: 0 K: 3 S: 17	H: 1 LOB: 3 BB: 2 P: 31	1B: 8 2B: 1 3B: 0 HR: 0	SF: 0 SAC: 0 DP: 2 HBP: 0	WP: 0 PB: 0 SB: 0 CS: 0	PA: 33							
PITCHER	IP	WLS	BF	H	R	ER	SO	BB	IBB	HBP	BLK	WP	HR	S	P	ERA	WHIP										
Brian Barber, R ERA: 4.91	(1, 1)	7.0	L	27	8	2	2	7	0	0	0	0	0	67	104	2.57	1.143										
Scott Service, R ERA: 3.15	(8, 1)	0.0		2	1	0	0	0	1	0	0	0	0	6	12	∞	∞										
Matt Whisenant, L ERA: 5.02	(8, 1)	1.0		4	0	0	0	3	1	0	0	0	0	11	19	0.00	1.000										

Batter	1	2	3	4	5	6	7	8	9	AB	R	H	RBI	BB	SO	LOB	TOP				
Otis Nixon, S <small>OBP: 0.359, SLG: 0.339</small> 										5	1	2	0	0	1	2					
Brent Gates, S <small>OBP: 0.325, SLG: 0.311</small> 										5	0	0	0	0	1	3					
Paul Molitor, R <small>OBP: 0.331, SLG: 0.371</small> 										4	1	1	1	1	0	2					
Matt Lawton, L <small>OBP: 0.386, SLG: 0.479</small> 										3	0	1	0	1	0	2					
Marty Cordova, R <small>OBP: 0.337, SLG: 0.388</small> 										4	0	0	0	0	0	4					
Todd Walker, L <small>OBP: 0.375, SLG: 0.485</small> Denny Hocking, S <small>OBP: 0.246, SLG: 0.230</small>										4	0	1	0	0	0	0					
Terry Steinbach, R <small>OBP: 0.314, SLG: 0.417</small> 										4	2	2	2	0	0	1					
David Ortiz, L <small>OBP: 0.371, SLG: 0.442</small> Ron Coomer, R <small>OBP: 0.297, SLG: 0.407</small>										2	1	1	0	1	0	0					
Pat Meares, R <small>OBP: 0.300, SLG: 0.373</small> 										4	0	2	1	0	0	1					
Inning Stats	R: 1 E: 0 K: 0 S: 9	H: 1 LOB: 1 BB: 1 P: 20	R: 0 E: 0 K: 0 S: 8	H: 0 LOB: 1 BB: 1 P: 15	R: 0 E: 0 K: 0 S: 9	H: 1 LOB: 2 BB: 1 P: 15	R: 1 E: 0 K: 1 S: 10	H: 3 LOB: 1 BB: 0 P: 11	R: 0 E: 0 K: 0 S: 8	H: 1 LOB: 1 BB: 0 P: 11	R: 1 E: 0 K: 1 S: 11	H: 1 LOB: 0 BB: 0 P: 15	R: 1 E: 0 K: 0 S: 6	H: 1 LOB: 0 BB: 0 P: 8	R: 0 E: 0 K: 0 S: 8	H: 1 LOB: 1 BB: 0 P: 12	1B: 6 2B: 1 3B: 0 HR: 3	SF: 0 SAC: 0 DP: 0 HBP: 0	WP: 1 PB: 0 SB: 2 CS: 0	PA: 39	
PITCHER	IP WLS BF H R ER SO BB IBB HBP BLK WP HR S P ERA WHIP	6.0 L 27 7 3 3 1 3 0 0 0 0 1 1 49 83 4.50 1.667	7.1 1.2 7 2 2 2 1 0 0 0 0 0 2 15 19 10.80 1.200	8.1 1.1 5 1 0 0 0 0 0 0 0 0 0 10 16 0.00 0.750																	

Minnesota Twins @ Anaheim Angels
Edison International Field, Anaheim, CA
Tue Sep 08 1998, 10:05 PM EDT
Att: 20,444 - Unknown - 75 F

AB 36
R 5
H 10
RBI 4
BB 3
SO 2
LOB 15



Batter	1	2	3	4	5	6	7	8	9	AB	R	H	RBI	BB	SO	LOB	BOTTOM					
Jim Edmonds, L <small>OBP: 0.369, SLG: 0.500</small> 										4	0	3	0	0	0	0						
Randy Velarde, R <small>OBP: 0.386, SLG: 0.397</small> 										3	0	0	0	1	1	2						
16 Garret Anderson, L <small>OBP: 0.334, SLG: 0.468</small> 										4	0	0	0	0	0	3						
Tim Salmon, R <small>OBP: 0.414, SLG: 0.548</small> 										4	0	1	0	0	2	1						
Gregg Jefferies, S <small>OBP: 0.339, SLG: 0.411</small> Reggie Williams, S <small>OBP: 0.500, SLG: 0.536</small>										3	0	1	0	0	1	1						
Chris Pritchett, L <small>OBP: 0.400, SLG: 0.535</small> Todd Greene, R <small>OBP: 0.362, SLG: 0.400</small>										3	0	1	0	0	1	2						
Troy Glaus, R <small>OBP: 0.282, SLG: 0.297</small> 										4	0	0	0	0	1	4						
Phil Nevin, R <small>OBP: 0.291, SLG: 0.374</small> 										3	0	1	0	0	1	1						
Gary Disarcina, R <small>OBP: 0.322, SLG: 0.392</small> 										3	0	0	0	0	2							
Inning Stats	R: 0 E: 0 K: 1 S: 13	H: 1 LOB: 1 BB: 1 P: 21	R: 0 E: 0 K: 2 S: 13	H: 1 LOB: 0 BB: 0 P: 19	R: 0 E: 1 K: 0 S: 9	H: 1 LOB: 1 BB: 0 P: 15	R: 0 E: 0 K: 2 S: 12	H: 1 LOB: 1 BB: 0 P: 19	R: 0 E: 0 K: 0 S: 7	H: 0 LOB: 0 BB: 0 P: 12	R: 0 E: 0 K: 2 S: 8	H: 0 LOB: 0 BB: 0 P: 12	R: 0 E: 0 K: 0 S: 17	H: 2 LOB: 2 BB: 0 P: 25	R: 0 E: 0 K: 0 S: 7	H: 1 LOB: 0 BB: 0 P: 11	R: 0 E: 0 K: 1 S: 9	H: 1 LOB: 1 BB: 0 P: 14	1B: 7 2B: 1 3B: 0 HR: 0	SF: 0 SAC: 0 DP: 1 HBP: 0	WP: 0 PB: 0 SB: 1 CS: 2	PA: 34
PITCHER	IP WLS BF H R ER SO BB IBB HBP BLK WP HR S P ERA WHIP	7.0 W 27 6 0 0 0 1 0 0 0 0 0 0 79 123 0.00 1.000	8.1 2.0 7 2 0 0 1 0 0 0 0 0 0 16 25 0.00 1.000																			

Minnesota Twins @ Anaheim Angels
Edison International Field, Anaheim, CA
Tue Sep 08 1998, 10:05 PM EDT
Att: 20,444 - Unknown - 75 F

AB 33
R 0
H 8
RBI 0
BB 1
SO 8
LOB 17



Batter	1	2	3	4	5	6	7	8	9	AB	R	H	RBI	BB	SO	LOB	TOP				
Otis Nixon, S (1, 8) <small>OBP: 0.357, SLG: 0.337</small> Alex Ochoa, R (5, 7) <small>OBP: 0.290, SLG: 0.353</small>	G6-3	G1-3		G6-4-3			2B	3B		3	0	0	0	0	0	4					
Pat Meares, R (1, 6) <small>OBP: 0.298, SLG: 0.371</small> Denny Hocking, S (5, 6) <small>OBP: 0.249, SLG: 0.240</small>	P3		G5-3		F9		1B	G1-3		3	0	0	0	0	0	0					
Matt Lawton, L (1, 9) <small>OBP: 0.386, SLG: 0.484</small> Corey Koskie, L (6, 5)	HR		G4-3		G4-3		K	K		3	1	1	1	0	0	0					
Paul Molitor, R (1, 10) <small>OBP: 0.330, SLG: 0.369</small>	G1-3		E6		1B		G4-3	G6-3		5	0	1	0	0	0	2					
Todd Walker, L (1, 4) <small>OBP: 0.377, SLG: 0.485</small>		1B			F9		1B			4	1	2	1	1	1	1					
Ron Coomer, R (1, 5) <small>OBP: 0.297, SLG: 0.406</small> Marty Cordova, R (6, 7) <small>OBP: 0.335, SLG: 0.386</small>	FC3-6		G5-3			L4	K	P4		3	0	1	0	0	0	2					
David Ortiz, L (1, 3) <small>OBP: 0.372, SLG: 0.453</small>	SF9						HR	K		3	2	1	2	1	2	0					
Terry Steinbach, R (1, 2) <small>OBP: 0.317, SLG: 0.420</small> A.J. Pierzynski, L (5, 2)	FC3-6					G4-3		BB		2	0	2	0	0	0	0					
Chris Latham, S (1, 7) <small>OBP: 0.283, SLG: 0.132</small>	FC3-6							BB		3	1	1	0	1	1	2					
Inning Stats	R: 1 E: 0 K: 0 S: 14	H: 1 LOB: 0 BB: 0 P: 20	R: 1 E: 0 K: 0 S: 11	H: 3 LOB: 2 BB: 0 P: 22	R: 0 E: 1 K: 0 S: 6	H: 0 LOB: 2 BB: 1 P: 11	R: 0 E: 0 K: 1 S: 10	H: 2 LOB: 1 BB: 0 P: 16	R: 0 E: 0 K: 1 S: 9	H: 1 LOB: 0 BB: 0 P: 11	R: 2 E: 0 K: 2 S: 11	H: 3 LOB: 1 BB: 0 P: 19	R: 3 E: 0 K: 1 S: 11	H: 1 LOB: 1 BB: 2 P: 23	R: 0 E: 0 K: 2 S: 8	H: 0 LOB: 0 BB: 0 P: 11	1B: 7 2B: 2 3B: 1 HR: 2	SF: 1 SAC: 0 DP: 1 HBP: 1	WP: 0 PB: 0 SB: 0 CS: 0	PA: 43	
PITCHER	IP	WLS	BF	H	R	ER	SO	BB	IBB	HBP	BLK	WP	HR	S	P	ERA	WHIP				
Ken Hill, R (1, 1) ERA: 5.03	1.1		8	4	2	2	0	0	0	0	0	0	1	21	34	13.50	3.000				
Omar Olivares, R (2, 1) ERA: 4.0	4.2	W	19	4	1	1	2	1	0	0	0	0	1	35	56	1.93	1.071				
Shigetoshi Hasegawa, R (7, 1) ERA: 2.95	1.0		6	3	2	2	2	0	0	0	0	0	0	11	19	18.00	3.000				
Trevor Wilson, L (8, 1) ERA: 5.4	0.0		2	0	2	2	0	1	0	1	0	0	0	2	7	=	=				
Pep Harris, R (8, 1) ERA: 4.94	1.0		5	1	1	1	1	1	0	0	0	0	0	9	16	9.00	2.000				
PITCHER	IP	WLS	BF	H	R	ER	SO	BB	IBB	HBP	BLK	WP	HR	S	P	ERA	WHIP				
Troy Percival, R (9, 1) ERA: 3.13	1.0	S	3	0	0	0	2	0	0	0	0	0	0	8	11	0.00	0.000				

Minnesota Twins @ Anaheim Angels
Edison International Field, Anaheim, CA
Wed Sep 09 1998, 10:05 PM EDT
Att: 20,070 - Overcast - 72 F

AB	38
R	8
H	12
RBI	8
BB	3
SO	7
LOB	15



Batter	1	2	3	4	5	6	7	8	9	AB	R	H	RBI	BB	SO	LOB	BOTTOM				
Orlando Palmeiro, L (1, 7) <small>OBP: 0.409, SLG: 0.411</small> Reggie Williams, S (8, PH) <small>OBP: 0.514, SLG: 0.536</small>	2B	G5-3	2B		G4-6-3			CS		3	1	2	2	1	0	2					
Randy Velarde, R (1, 4) <small>OBP: 0.380, SLG: 0.389</small>	G5-3		1B		G4-6-3			F8		5	1	1	0	0	0	5					
Jim Edmonds, L (1, 8) <small>OBP: 0.369, SLG: 0.501</small>	K		HR		K			E6		5	2	2	3	0	2	2					
Tim Salmon, R (1, 10) <small>OBP: 0.414, SLG: 0.553</small>	G5-3		HR		L6			K		4	1	1	2	1	1	3					
16 Garret Anderson, L (1, 9) <small>OBP: 0.337, SLG: 0.470</small>		FC5-4	1B		K			K		4	1	3	1	0	1	0					
Chris Pritchett, L (1, 3) <small>OBP: 0.388, SLG: 0.511</small>		FC5-4	1B		K			K		4	2	1	0	0	1	3					
Craig Shiple, R (1, 5) <small>OBP: 0.321, SLG: 0.380</small>	G6-3		SH2-4		F9			G6-3		3	0	1	0	0	0	0					
Charlie O'Brien, R (1, 2) <small>OBP: 0.308, SLG: 0.388</small>	G6-3		1B		G5-3			P6		3	1	1	0	1	0	0					
Gary Disarcina, R (1, 6) <small>OBP: 0.322, SLG: 0.391</small>	G6-3		1B		F8			F8		4	1	1	2	0	0	2					
Inning Stats	R: 0 E: 0 K: 1 S: 10	H: 1 LOB: 1 BB: 0 P: 18	R: 1 E: 0 K: 0 S: 12	H: 3 LOB: 2 BB: 0 P: 21	R: 9 E: 2 K: 0 S: 23	H: 9 LOB: 2 BB: 2 P: 46	R: 0 E: 0 K: 0 S: 4	H: 0 LOB: 0 BB: 0 P: 6	R: 0 E: 0 K: 2 S: 8	H: 0 LOB: 0 BB: 0 P: 13	R: 0 E: 0 K: 0 S: 8	H: 0 LOB: 0 BB: 0 P: 15	R: 0 E: 1 K: 1 S: 9	H: 0 LOB: 2 BB: 1 P: 18	1B: 10 2B: 3 3B: 0 HR: 1	SF: 0 SAC: 1 DP: 2 HBP: 0	WP: 0 PB: 0 SB: 0 CS: 1	PA: 40			
PITCHER	IP	WLS	BF	H	R	ER	SO	BB	IBB	HBP	BLK	WP	HR	S	P	ERA	WHIP				
Frankie Rodriguez, R (1, 1) ERA: 6.68	2.0	L	15	9	6	6	1	0	0	0	0	0	0	0	0	30	53	27.00	4.500		
Dan Serafini, L (3, 1) ERA: 5.99	1.0		9	4	4	4	0	1	1	0	0	0	0	15	32	36.00	5.000				
Todd Ritchie, R (4, 1) ERA: 7.15	1.0		3	0	0	0	0	0	0	0	0	0	0	4	6	0.00	0.000				
Travis Miller, L (5, 1) ERA: 5.87	2.0		6	0	0	0	3	1	0	0	0	0	0	13	22	0.00	0.500				
23 Benji Sampson, L (7, 1) ERA:	1.0		3	0	0	0	0	0	0	0	0	0	0	8	15	0.00	0.000				
PITCHER	IP	WLS	BF	H	R	ER	SO	BB	IBB	HBP	BLK	WP	HR	S	P	ERA	WHIP				
Travis Baptist, L (8, 1) ERA: 7.4	0.1		3	0	0	0	0	1	0	0	0	0	0	6	12	0.00	3.000				
Hector Carrasco, R (8, 1) ERA: 4.11	0.2		1	0	0	0	1	0	0	0	0	0	0	3	6	0.00	0.000				

Minnesota Twins @ Anaheim Angels
Edison International Field, Anaheim, CA
Wed Sep 09 1998, 10:05 PM EDT
Att: 20,070 - Overcast - 72 F

AB	35
R	10
H	13
RBI	10
BB	4
SO	5
LOB	17



Batter	1	2	3	4	5	6	7	8	9	AB	R	H	RBI	BB	SO	LOB	TOP			
Gregg Jefferies, S OBP: 0.338, SLG: 0.410 Reggie Williams, S OBP: 0.514, SLG: 0.536	G6-3		1B		G6-3		G4-6-3			4	1	1	0	0	0	1	Anaheim Angels @ Baltimore Orioles Oriole Park at Camden Yards, Baltimore, MD Fri Sep 11 1998, 7:05 PM EDT Att: 46,832 - Cloudy - 88 F			
Randy Velarde, R OBP: 0.383, SLG: 0.388	K		1B		G1-3			G6-4-3 BB	3	1	1	0	1	1	0					
Jim Edmonds, L OBP: 0.368, SLG: 0.499	G3		1B		P5			G6-4-3	4	0	1	2	0	0	1					
Tim Salmon, R OBP: 0.412, SLG: 0.550		K	1B			K		G5-3	4	0	1	1	0	2	0					
16 Garret Anderson, L OBP: 0.336, SLG: 0.468 Orlando Palmeiro, L OBP: 0.410, SLG: 0.413	F9		G1-3			G6-3		G5-4-3 1B	2	0	0	0	0	0	2					
Chris Pritchett, L OBP: 0.396, SLG: 0.510	G5-3				G3			G5-4-3 1B	4	0	2	0	0	0	0					
Matt Walbeck, S OBP: 0.310, SLG: 0.346			F8		G6-3			G5-4-3	4	0	0	0	0	0	3					
Craig Shipley, R OBP: 0.322, SLG: 0.379 Mark Johnson, L (9, PH)			K					G6-3	3	0	1	0	0	1	0					
Gary Disarcina, R OBP: 0.324, SLG: 0.392			1B		F8			G6-3	1	0	0	0	0	0	1					
			1B					G4-6-3 BB	2	1	1	0	1	0	1					
Inning Stats	R: 0 E: 0 K: 1 S: 7	H: 0 LOB: 0 BB: 0 P: 9	R: 0 E: 0 K: 1 S: 9	H: 0 LOB: 0 BB: 0 P: 13	R: 3 E: 0 K: 1 S: 15	H: 5 LOB: 2 BB: 0 P: 21	R: 0 E: 0 K: 0 S: 9	H: 1 LOB: 1 BB: 0 P: 13	R: 0 E: 0 K: 0 S: 6	H: 0 LOB: 0 BB: 0 P: 9	R: 0 E: 0 K: 0 S: 4	H: 0 LOB: 0 BB: 1 P: 9	R: 0 E: 0 K: 0 S: 6	H: 0 LOB: 0 BB: 1 P: 11	R: 0 E: 0 K: 0 S: 8	H: 2 LOB: 1 BB: 0 P: 13	1B: 9 2B: 0 3B: 0 HR: 0	SF: 0 SAC: 0 DP: 3 HBP: 0	WP: 0 PB: 0 SB: 1 CS: 0	PA: 35
PITCHER Scott Erickson, R ERA: 4.04	IP: 9.0 WLS: W BF: 35 H: 9 R: 3 ER: 3 SO: 4 BB: 2 IBB: 0 HBP: 0 BLK: 0 WP: 0 HR: 0 S: 78 P: 119 ERA: 3.00 WHIP: 1.222															PITCHER				

Batter	1	2	3	4	5	6	7	8	9	AB	R	H	RBI	BB	SO	LOB	BOTTOM			
Roberto Alomar, S OBP: 0.350, SLG: 0.420	G4-3		F8		G5-3			F9		5	1	1	1	0	0	1	Anaheim Angels @ Baltimore Orioles Oriole Park at Camden Yards, Baltimore, MD Fri Sep 11 1998, 7:05 PM EDT Att: 46,832 - Cloudy - 88 F			
Brady Anderson, L OBP: 0.361, SLG: 0.418	G6-4-3 1B		HR			P5		G5-3	3	2	1	0	1	0	0					
Eric Davis, R OBP: 0.362, SLG: 0.595 Rich Becker, L OBP: 0.344, SLG: 0.335	G6-4-3		HR			K			4	1	2	5	0	1	1					
Rafael Palmeiro, L OBP: 0.378, SLG: 0.578			HR			1B			0	0	0	0	0	0	0					
Cal Ripken Jr., R OBP: 0.339, SLG: 0.397			HR			1B			4	1	4	2	0	0	0					
Lyle Mouton, R OBP: 0.296, SLG: 0.462 B.J. Surhoff, L OBP: 0.329, SLG: 0.441	K		G6-3			1B		G3-1	3	0	1	0	0	1	3					
Lenny Webster, R OBP: 0.302, SLG: 0.424			K			2B			1	0	0	0	0	0	0					
Jerry Hairston, R Jeff Reboulet, R OBP: 0.360, SLG: 0.336	F7		K			2B		F8	3	1	0	0	0	1	3					
Jerry Hairston, R Jeff Reboulet, R OBP: 0.360, SLG: 0.336	G6-3				G5-3				3	1	0	0	0	0	4					
Mike Bordick, R OBP: 0.326, SLG: 0.401			HR			1B			1	0	0	0	0	0	0					
					F8			F8	4	1	1	0	0	0	2					
Inning Stats	R: 0 E: 0 K: 0 S: 5	H: 1 LOB: 0 BB: 0 P: 7	R: 0 E: 0 K: 1 S: 11	H: 2 LOB: 2 BB: 0 P: 19	R: 4 E: 0 K: 1 S: 17	H: 4 LOB: 1 BB: 1 P: 31	R: 0 E: 0 K: 0 S: 9	H: 0 LOB: 0 BB: 0 P: 14	R: 0 E: 0 K: 0 S: 9	H: 1 LOB: 1 BB: 0 P: 13	R: 4 E: 0 K: 0 S: 16	H: 4 LOB: 2 BB: 1 P: 28	R: 0 E: 0 K: 0 S: 5	H: 0 LOB: 0 BB: 0 P: 8	R: 0 E: 0 K: 0 S: 7	H: 0 LOB: 0 BB: 0 P: 10	1B: 7 2B: 3 3B: 0 HR: 2	SF: 0 SAC: 0 DP: 1 HBP: 1	WP: 0 PB: 0 SB: 0 CS: 0	PA: 38
PITCHER Chuck Finley, L ERA: 3.34 Mike Fetters, R ERA: 4.15 Jason Dickson, R ERA: 6.36	IP: 5.2 WLS: L BF: 29 H: 10 R: 8 ER: 8 SO: 3 BB: 2 IBB: 0 HBP: 0 BLK: 0 WP: 0 HR: 2 S: 60 P: 103 ERA: 12.71 WHIP: 2.118															PITCHER				

AB	33
R	3
H	9
RBI	3
BB	2
SO	4
LOB	9



Batter	1	2	3	4	5	6	7	8	9	AB	R	H	RBI	BB	SO	LOB	TOP										
Gregg Jefferies, S (1, 7) OBP: 0.336, SLG: 0.406 Reggie Williams, S (8, 7) OBP: 0.514, SLG: 0.536	G1-3		F8	L8			G5-4-3			4	0	0	0	0	0	3											
Randy Velarde, R (1, 4) OBP: 0.386, SLG: 0.391	1B		1B				G5-3	G5-3		4	0	2	0	0	0	0											
Jim Edmonds, L (1, 8) OBP: 0.366, SLG: 0.495	K		P5				G3-1	G3		4	0	0	0	0	1	2											
Tim Salmon, R (1, 10) OBP: 0.409, SLG: 0.544	K		F9				F8	F9		4	0	0	0	0	1	2											
16 Garret Anderson, L (1, 9) OBP: 0.338, SLG: 0.470									G3	4	0	3	0	0	0	0											
Chris Pritchett, L (1, 3) OBP: 0.393, SLG: 0.500 Todd Greene, R (9, PH) OBP: 0.354, SLG: 0.391 Mark Johnson, L (9, 3)									K	3	1	1	0	0	0	2											
Norberto Martin, R (1, 5) OBP: 0.241, SLG: 0.250									G6-3	4	1	1	0	0	0	2											
Phil Nevin, R (1, 2) OBP: 0.291, SLG: 0.374										3	0	1	0	0	0	3											
Gary Disarcina, R (1, 6) OBP: 0.322, SLG: 0.389										3	0	0	0	0	0	3											
Inning Stats	R: 0 E: 0 K: 2 S: 13	H: 1 LOB: 1 BB: 0 P: 20	R: 1 E: 1 K: 0 S: 7	H: 2 LOB: 1 BB: 0 P: 9	R: 0 E: 0 K: 0 S: 7	H: 1 LOB: 1 BB: 0 P: 10	R: 1 E: 1 K: 0 S: 22	H: 2 LOB: 2 BB: 0 P: 34	R: 0 E: 0 K: 0 S: 9	H: 0 LOB: 0 BB: 0 P: 14	R: 0 E: 0 K: 0 S: 5	H: 1 LOB: 0 BB: 0 P: 6	R: 0 E: 0 K: 0 S: 6	H: 1 LOB: 0 BB: 0 P: 11	R: 0 E: 0 K: 0 S: 7	H: 0 LOB: 0 BB: 0 P: 10	R: 0 E: 0 K: 1 S: 7	H: 0 LOB: 0 BB: 0 P: 10	1B: 8 2B: 0 3B: 0 HR: 0	SF: 0 SAC: 0 DP: 2 HBP: 0	WP: 1 PB: 0 SB: 0 CS: 0	PA: 34					
PITCHER	IP	WLS	BF	H	R	ER	SO	BB	IBB	HBP	BLK	WP	HR	S	P	ERA	WHIP										
35 Mike Mussina, R (1, 1) ERA: 3.3	8.0		31	8	2	0	2	0	0	0	0	1	0	76	115	0.00	1.000										
Jesse Orosco, L (9, 1) ERA: 2.96	0.1		1	0	0	0	0	0	0	0	0	0	0	1	1	0.00	0.000										
Alan Mills, R (9, 1) ERA: 3.48	0.2	W	2	0	0	0	1	0	0	0	0	0	0	6	9	0.00	0.000										

Anaheim Angels @ Baltimore Orioles
Oriole Park at Camden Yards, Baltimore, MD

Sat Sep 12 1998, 3:33 AM EDT
Att: 48,038 - Sunny - 92 F



AB 34
R 2
H 8
RBI 0
BB 0
SO 3
LOB 17

Batter	1	2	3	4	5	6	7	8	9	AB	R	H	RBI	BB	SO	LOB	BOTTOM										
Roberto Alomar, S (1, 4) OBP: 0.352, SLG: 0.424	L7						G1-3		F7	5	0	3	0	0	0	0											
Brady Anderson, L (1, 8) OBP: 0.361, SLG: 0.416	L7		F7				G3		S	4	1	1	0	1	0	2											
Eric Davis, R (1, 9) OBP: 0.386, SLG: 0.595	BB		K						1B	3	0	2	1	2	1	1											
Rafael Palmeiro, L (1, 3) OBP: 0.377, SLG: 0.575	BB		L3				F7		F8	3	0	0	0	1	0	5											
Calvin Pickering, L (1, 10) Harold Baines, L (8, PH) OBP: 0.366, SLG: 0.458	K						K		K	3	0	0	0	0	3	2											
Cal Ripken Jr., R (1, 5) OBP: 0.338, SLG: 0.396 Gene Kingsale, S (8, FR) Jeff Reboulet, R (9, 5) OBP: 0.360, SLG: 0.336			P2				G6-3		1B	4	0	1	0	0	0	0											
B.J. Surhoff, L (1, 7) OBP: 0.330, SLG: 0.440			G6-3						P7	2	0	0	0	2	0	2											
23 Chris Hoiles, R (1, 2) OBP: 0.363, SLG: 0.482 Rich Becker, L (9, PH) OBP: 0.347, SLG: 0.338			G1-3				G5-3		K	3	0	0	0	0	1	2											
Mike Bordick, R (1, 6) OBP: 0.326, SLG: 0.407			F8				P5		F8	4	1	1	2	0	0	1											
Inning Stats	R: 0 E: 0 K: 1 S: 10	H: 1 LOB: 2 BB: 2 P: 22	R: 0 E: 0 K: 0 S: 10	H: 0 LOB: 1 BB: 1 P: 17	R: 0 E: 0 K: 1 S: 9	H: 1 LOB: 1 BB: 0 P: 14	R: 0 E: 0 K: 1 S: 8	H: 0 LOB: 0 BB: 0 P: 11	R: 0 E: 0 K: 0 S: 15	H: 1 LOB: 3 BB: 2 P: 32	R: 0 E: 0 K: 2 S: 11	H: 0 LOB: 0 BB: 1 P: 18	R: 0 E: 0 K: 0 S: 6	H: 0 LOB: 0 BB: 0 P: 11	R: 0 E: 0 K: 1 S: 9	H: 2 LOB: 2 BB: 0 P: 16	R: 3 E: 0 K: 0 S: 15	H: 4 LOB: 1 BB: 0 P: 24	1B: 7 2B: 1 3B: 0 HR: 1	SF: 0 SAC: 0 DP: 0 HBP: 0	WP: 0 PB: 1 SB: 1 CS: 0	PA: 39					
PITCHER	IP	WLS	BF	H	R	ER	SO	BB	IBB	HBP	BLK	WP	HR	S	P	ERA	WHIP										
Steve Sparks, R (1, 1) ERA: 4.18	7.2		33	5	0	0	6	6	0	0	0	0	0	2	3	0.00	1.435										
Mike Holtz, L (8, 1) ERA: 5.54	0.1		1	0	0	0	0	0	0	0	0	0	0	2	3	0.00	0.000										
Troy Percival, R (9, 1) ERA: 3.56	0.1	L	5	4	3	3	0	0	0	0	0	0	1	15	24	81.00	12.000										

Anaheim Angels @ Baltimore Orioles
Oriole Park at Camden Yards, Baltimore, MD

Sat Sep 12 1998, 3:33 AM EDT
Att: 48,038 - Sunny - 92 F



AB 33
R 3
H 9
RBI 3
BB 6
SO 6
LOB 16

Batter	1	2	3	4	5	6	7	8	9	AB	R	H	RBI	BB	SO	LOB	TOP								
Jim Edmonds, L (1, 8) OBP: 0.368, SLG: 0.501	3-2 HR	4-1 IBB			1-3 K	2-2 E5 1B		0-3 K		4	1	2	2	1	2	0	Anaheim Angels @ Baltimore Orioles Oriole Park at Camden Yards, Baltimore, MD Sun Sep 13 1998, 3:33 AM EDT Att: 48,013 - Cloudy - 89 F								
Randy Velarde, R (1, 4) OBP: 0.392, SLG: 0.397	0-1 E6 F8 16 S	2-2 G6-3			1-2 16 2B	4-2 BB		4-2 BB		3	1	1	0	2	0	3									
16 Garret Anderson, L (1, 9) OBP: 0.337, SLG: 0.469	0-3 K		1-1 F8		1-1 HR 2B	0-3 K		0-0 FC4-6 FC6-4		5	1	1	1	0	2	4									
Tim Salmon, R (1, 10) OBP: 0.409, SLG: 0.549	1-2 F8		1-0 G6-3		0-0 HR		4-0 BB 2B	1-1 FC6-4		4	2	1	2	1	0	2									
Gregg Jefferies, S (1, 7) OBP: 0.333, SLG: 0.403	3-1 F9		0-0 G6-3		0-0 F7		3-1 P4		3-3 K	4	0	0	0	0	0	2									
Reggie Williams, S (7, 7) OBP: 0.500, SLG: 0.517										1	0	0	0	0	1	0									
Chris Pritchett, L (1, 3) OBP: 0.407, SLG: 0.491		4-0 G5-3 1B BB		4-1 BB	2-3 K		1-1 F8		3-3 K	1	0	0	0	2	1	0									
Todd Greene, R (7, PH) OBP: 0.347, SLG: 0.383										1	0	0	0	0	0	1									
Mark Johnson, L (7, 3) OBP: 0.347, SLG: 0.383										1	0	0	0	0	1	0									
Troy Glaus, R (1, 5) OBP: 0.293, SLG: 0.311		0-1 G5-3 1B		2-2 L6	0-1 G4-3 E 2B	4-2 BB		1-3 K		4	2	2	0	1	1	1									
Charlie O'Brien, R (1, 2) OBP: 0.303, SLG: 0.382										3	0	0	0	0	2	4									
Craig Shipley, R (7, PH) OBP: 0.326, SLG: 0.391										1	0	1	2	0	0	0									
Matt Walbeck, S (7, 2) OBP: 0.310, SLG: 0.346										0	0	0	0	0	0	0									
Gary Disarcina, R (1, 6) OBP: 0.320, SLG: 0.386		1-2 G5-3		0-0 F9	1-2 G4-3	2-2 F9				4	0	0	0	0	0	5									
Inning Stats	R: 1 E: 1 K: 1 S: 13	H: 1 LOB: 1 BB: 0 P: 20	R: 0 E: 0 K: 1 S: 14	H: 1 LOB: 3 BB: 2 P: 26	R: 0 E: 0 K: 0 S: 4	H: 0 LOB: 0 BB: 0 P: 6	R: 0 E: 0 K: 0 S: 9	H: 0 LOB: 1 BB: 1 P: 17	R: 3 E: 0 K: 2 S: 17	H: 3 LOB: 0 BB: 0 P: 22	R: 1 E: 1 K: 2 S: 18	H: 2 LOB: 2 BB: 1 P: 25	R: 2 E: 0 K: 0 S: 10	H: 1 LOB: 1 BB: 2 P: 24	R: 0 E: 0 K: 1 S: 8	H: 0 LOB: 1 BB: 1 P: 13	R: 0 E: 0 K: 3 S: 10	H: 0 LOB: 0 BB: 0 P: 17	1B: 2 2B: 4 3B: 0 HR: 2	SF: 0 SAC: 0 DP: 0 HBP: 0	WP: 0 PB: 0 SB: 1 CS: 0	PA: 43			
PITCHER	IP	WLS	BF	H	R	ER	SO	BB	IBB	HBP	BLK	WP	HR	S	P	ERA	WHIP								
Rocky Coppinger, R (1, 1) ERA: 4.7	5.0		24	5	4	4	4	2	1	0	0	0	2	57	91	7.20	1.400								
Arthur Rhodes, L (6, 1) ERA: 3.29	1.0	W	7	2	2	2	2	2	0	0	0	0	0	18	29	18.00	4.000								
Jimmy Key, L (7, 1) ERA: 4.14	1.0		5	1	1	1	0	1	0	0	0	0	0	10	20	9.00	2.000								
Jesse Orosco, L (8, 1) ERA: 2.91	1.0		4	0	0	0	1	1	0	0	0	0	0	8	13	0.00	1.000								
Amando Benitez, R (9, 1) ERA: 3.74	1.0		3	0	0	0	3	0	0	0	0	0	0	10	17	0.00	0.000								

Batter	1	2	3	4	5	6	7	8	9	AB	R	H	RBI	BB	SO	LOB	BOTTOM								
Roberto Alomar, S (1, 4) OBP: 0.354, SLG: 0.423	1-0 G4-3		0-0 E 2B	3-2 G1-3		4-2 G6-3 BB	4-1 BB			3	1	1	0	2	0	0	Anaheim Angels @ Baltimore Orioles Oriole Park at Camden Yards, Baltimore, MD Sun Sep 13 1998, 3:33 AM EDT Att: 48,013 - Cloudy - 89 F								
Brady Anderson, L (1, 8) OBP: 0.360, SLG: 0.421	2-1 P7		0-1 E3 2B	3-2 HR		0-0 G6-3	2-3 K			5	2	1	1	0	1	4									
Eric Davis, R (1, 9) OBP: 0.387, SLG: 0.592	3-3 K		4-2 2B	1-1 G6-3		4-2 BB	0-0 1B FC4-2 1B			2	1	0	0	2	1	0									
Rich Becker, L (7, PR) OBP: 0.347, SLG: 0.338			1-2 G6-3 BB			1-2 BB	0-0 1B FC4-2 1B			0	1	0	0	0	0	0									
Lenny Webster, R (8, PH) OBP: 0.304, SLG: 0.426			1-2 G6-3 BB			1-2 BB	0-0 1B FC4-2 1B			1	0	1	0	0	0	0									
Harold Baines, L (1, 10) OBP: 0.375, SLG: 0.469		0-1 1B	1-1 G6-3 2B	0-0 1B		1-2 BB	2-2 FC4-2 1B			4	2	4	2	0	0	0									
Ryan Minor, R (8, PH) OBP: 1.000, SLG: 1.000			1-3 2H 3H	2B		1-2 1B	1-2 BB			1	1	1	0	0	0	0									
Rafael Palmeiro, L (1, 3) OBP: 0.380, SLG: 0.580		2-2 2B	4-0 G6-3 2B	2-3 K		1-0 1B	0-0 BB FC4-2 1B			4	2	3	1	1	1	1									
Cal Ripken Jr., R (1, 5) OBP: 0.336, SLG: 0.392		1-2 G2	2-1 G6-3		1-0 G5-3	1-0 G3	3-2 FC4-2 BB			5	0	0	1	0	0	9									
B.J. Surhoff, L (1, 7) OBP: 0.332, SLG: 0.441		4-2 BB	0-0 2B		0-1 P6	4-0 1B PB IBB	0-0 P3			3	1	1	2	2	0	3									
23 Chris Hoiles, R (1, 2) OBP: 0.362, SLG: 0.476		0-2 F4	4-2 G5-4-3 BB		1-2 G6-3	1-3 K	4-2 BB			3	0	0	0	1	1	5									
Willie Greene, L (8, PH) OBP: 0.372, SLG: 0.434										0	0	0	1	1	0	0									
Lyle Mouton, R (8, PR) OBP: 0.296, SLG: 0.462										0	0	0	0	0	0	0									
Mike Bordick, R (1, 6) OBP: 0.326, SLG: 0.406						0-0 F7	0-0 PB 1B			4	1	1	2	1	0	5									
Inning Stats	R: 0 E: 0 K: 1 S: 6	H: 0 LOB: 0 BB: 0 P: 12	R: 0 E: 0 K: 0 S: 13	H: 2 LOB: 1 BB: 1 P: 20	R: 0 E: 1 K: 0 S: 18	H: 3 LOB: 4 BB: 1 P: 37	R: 1 E: 0 K: 1 S: 12	H: 2 LOB: 1 BB: 0 P: 21	R: 0 E: 0 K: 0 S: 7	H: 0 LOB: 0 BB: 1 P: 11	R: 4 E: 0 K: 2 S: 17	H: 3 LOB: 2 BB: 3 P: 35	R: 1 E: 0 K: 0 S: 19	H: 3 LOB: 3 BB: 1 P: 29	1B: 8 2B: 4 3B: 0 HR: 1	SF: 0 SAC: 0 DP: 2 HBP: 0	WP: 0 PB: 1 SB: 1 CS: 0	PA: 45							
PITCHER	IP	WLS	BF	H	R	ER	SO	BB	IBB	HBP	BLK	WP	HR	S	P	ERA	WHIP								
Jack McDowell, R (1, 1) ERA: 4.66	2.1		17	5	6	5	1	4	1	0	0	0	1	37	66	9.82	1.636								
Jarrod Washburn, L (3, 1) ERA: 4.68	3.2	L	15	4	5	4	1	2	0	0	0	0	0	6	16	0.00	3.000								
Pep Harris, R (7, 1) ERA: 4.88	0.2		5	1	0	0	1	1	1	0	0	0	0	3	5	0.00	0.000								
Mike Holtz, L (7, 1) ERA: 5.47	0.1		1	0	0	0	1	0	0	0	0	0	0	3	5	0.00	0.000								
Allen Watson, L (8, 1) ERA: 6.18	0.0		3	3	1	1	0	0	0	0	0	0	0	6	8	∞	∞								

Batter	1	2	3	4	5	6	7	8	9	AB	R	H	RBI	BB	SO	LOB	TOP
Gregg Jefferies, S (1, 3) OBP: 0.333, SLG: 0.402 Chris Pritchett, L (8, PR) OBP: 0.400, SLG: 0.482 (8, 3)	F9		G5-3			G1-3		BB 1B	K	4	0	1	0	0	0	0	
Randy Velarde, R (1, 4) OBP: 0.386, SLG: 0.386	K		K			E6		1B SF8 BB	K	4	1	0	0	1	3	2	
Tim Salmon, R (1, 10) OBP: 0.411, SLG: 0.549	BB 1B				1B 1B	E6 FC6-4		2B 1B	G6-3	5	1	3	1	0	0	3	
Jim Edmonds, L (1, 8) OBP: 0.369, SLG: 0.501	BB				16 G4-6-3 1B	K		SF8		2	0	1	1	1	1	2	
Todd Greene, R (1, 7) OBP: 0.340, SLG: 0.392 Reggie Williams, S (8, PR) OBP: 0.500, SLG: 0.517 (8, 7)	F8				P4	FC6-4		3-H 1-H 16 E 2B		4	0	1	1	0	0	6	
16 Garrett Anderson, L (1, 9) OBP: 0.337, SLG: 0.470		G4-3			G4-6-3			F8	E7	4	0	1	1	0	0	2	
Troy Glaus, R (1, 5) OBP: 0.287, SLG: 0.304 Orlando Palmeiro, L (8, PH) OBP: 0.407, SLG: 0.410 Craig Shipley, R (8, 5) OBP: 0.326, SLG: 0.391	K					K		F9	P6	3	0	0	0	0	2	0	
Matt Walbeck, S (1, 2) OBP: 0.309, SLG: 0.348	F9					L6		K2-3	1B 2B	4	0	1	0	0	1	0	
Gary Disarcina, R (1, 6) OBP: 0.319, SLG: 0.385			G6-3			G3		G4-3	2-3 1B	4	0	1	0	0	0	0	
Inning Stats	R: 0 H: 1 E: 0 K: 1 S: 11	H: 0 R: 0 ER: 0 LOB: 0 S: 6	H: 0 R: 0 ER: 0 LOB: 0 S: 11	H: 0 R: 0 ER: 0 LOB: 0 S: 14	H: 2 R: 0 ER: 0 LOB: 1 K: 0 BB: 0 S: 7	H: 0 R: 0 ER: 0 LOB: 0 K: 1 BB: 0 S: 8	H: 0 R: 0 ER: 0 LOB: 2 K: 1 BB: 0 S: 10	H: 0 R: 0 ER: 0 LOB: 0 K: 1 BB: 0 S: 9	H: 4 R: 4 ER: 1 LOB: 3 K: 0 BB: 1 S: 16	H: 2 R: 0 ER: 0 LOB: 2 K: 2 BB: 0 S: 17	1B: 6 2B: 3 HR: 0	SF: 1 SAC: 0 DP: 1 HBP: 0	WP: 0 PB: 0 SB: 0 CS: 0	PA: 39			
PITCHER	IP WLS BF H R ER SO BB IBB HBP BLK WP HR S P ERA WHIP																
Wilson Alvarez, L (1, 1) ERA: 4.42	7.1 29 4 2 2 6 2 0 0 0 0 0 0 67 106 2.46 0.818																
Albie Lopez, R (8, 1) ERA: 2.99	0.1 L 3 2 1 1 0 0 0 0 0 0 0 0 6 10 27.00 6.000																
Scott Aldred, L (8, 1) ERA: 3.68	0.0 1 1 1 1 0 0 0 0 0 0 0 0 2 3 ∞ ∞																
Esteban Yan, R (8, 1) ERA: 3.89	1.1 6 2 0 0 2 0 0 0 0 0 0 0 20 30 0.00 1.500																

Anaheim Angels @ Tampa Bay Devil Rays
Tropicana Field, St. Petersburg, FL
Mon Sep 14 1998, 7:05 PM EDT
Att: 24,279 - Dome - 72 F

livebaseballscorecards.com

AB 36
R 4
H 9
RBI 4
BB 2
SO 8
LOB 20



Batter	1	2	3	4	5	6	7	8	9	AB	R	H	RBI	BB	SO	LOB	BOTTOM
Quinton McCracken, S (1, 8) OBP: 0.337, SLG: 0.420 (7, 7)	F7		G3-1					K		4	0	1	0	0	1	2	
Wade Boggs, L (1, 10) OBP: 0.348, SLG: 0.402	2B				G6-3	F8		K		4	0	1	0	0	1	3	
Bobby Smith, R (1, 5) OBP: 0.352, SLG: 0.453	K				K			G4-3	K	4	0	0	0	0	3	3	
Fred McGriff, L (1, 3) OBP: 0.361, SLG: 0.435	G4-3				E 1B BB			G4-3	G4-3	3	2	1	0	1	0	1	
Bubba Trammell, R (1, 7) OBP: 0.344, SLG: 0.562 Mike Kelly, R (6, PR) OBP: 0.287, SLG: 0.401 (7, 9)	G1-3				E5 1B			P6	P6	3	0	1	0	0	0	1	
Paul Sorrento, L (1, 9) OBP: 0.314, SLG: 0.406 Randy Winn, S (6, PR) OBP: 0.350, SLG: 0.393 (7, 8)	K				1B			G4-3	G4-3	3	0	2	2	0	1	0	
Aaron Ledesma, R (1, 6) OBP: 0.345, SLG: 0.389	P3				G6-3			G6-4-3	K	4	0	0	0	0	1	4	
John Flaherty, R (1, 2) OBP: 0.269, SLG: 0.289					P4			L1	P4	4	0	1	0	0	0	0	
Miguel Cairo, R (1, 4) OBP: 0.311, SLG: 0.371					G3-1			G6-3	E4	4	0	0	0	0	1	1	
Inning Stats	R: 0 H: 1 E: 1 K: 3 S: 9	H: 0 R: 0 ER: 0 LOB: 0 S: 5	H: 0 R: 0 ER: 0 LOB: 0 S: 5	H: 0 R: 0 ER: 0 LOB: 0 S: 8	H: 1 R: 1 ER: 1 LOB: 2 K: 1 BB: 1 S: 10	H: 1 R: 0 ER: 0 LOB: 1 K: 0 BB: 0 S: 9	H: 3 R: 0 ER: 0 LOB: 2 K: 0 BB: 0 S: 14	H: 1 R: 0 ER: 0 LOB: 2 K: 3 BB: 0 S: 12	H: 0 R: 0 ER: 0 LOB: 0 K: 0 BB: 0 S: 9	H: 0 R: 0 ER: 0 LOB: 0 K: 2 BB: 0 S: 13	1B: 5 2B: 2 HR: 0	SF: 0 SAC: 0 DP: 1 HBP: 0	WP: 0 PB: 0 SB: 0 CS: 0	PA: 36			
PITCHER	IP WLS BF H R ER SO BB IBB HBP BLK WP HR S P ERA WHIP																
Omar Olivares, R (1, 1) ERA: 3.91	6.0 25 6 2 1 3 1 0 0 0 0 0 0 52 92 1.50 1.167																
Shigetoshi Hasegawa, R (7, 1) ERA: 2.89	2.0 W 8 1 0 0 3 0 0 0 0 0 0 0 21 32 0.00 0.500																
Troy Percival, R (8, 1) ERA: 3.5	1.0 S 3 0 0 0 2 0 0 0 0 0 0 0 13 20 0.00 0.000																

Anaheim Angels @ Tampa Bay Devil Rays
Tropicana Field, St. Petersburg, FL
Mon Sep 14 1998, 7:05 PM EDT
Att: 24,279 - Dome - 72 F

livebaseballscorecards.com

AB 35
R 2
H 7
RBI 2
BB 1
SO 8
LOB 15



Batter	1	2	3	4	5	6	7	8	9	AB	R	H	RBI	BB	SO	LOB	TOP								
Orlando Palmeiro, L (1, 7) OBP: 0.406, SLG: 0.404	G4-3		SH1-3			G5-3	G4-6-3			2	1	0	0	1	0	2	Anaheim Angels @ Tampa Bay Devil Rays Tropicana Field, St. Petersburg, FL Tue Sep 15 1998, 7:05 PM EDT Att: 24,347 - Dome - 72 F livebaseballscorecards.com								
Randy Velarde, R (1, 4) OBP: 0.380, SLG: 0.378 Norberto Martin, R (7, 4) OBP: 0.240, SLG: 0.249	G6-3		G2-3			G5-3		G1-3		3	0	0	0	0	0	2									
Jim Edmonds, L (1, 8) OBP: 0.370, SLG: 0.503			K			E6		F7		4	0	2	0	0	1	1									
Tim Salmon, R (1, 10) OBP: 0.410, SLG: 0.547 Mark Johnson, L (8, PH)					K	G6-3		G4-1		2	0	0	1	0	1	1									
16 Garret Anderson, L (1, 9) OBP: 0.336, SLG: 0.468	P4				G3-1	E4				4	0	1	0	0	0	3									
Chris Pritchett, L (1, 3)		F7			L3	F8				4	0	0	0	0	0	3									
Craig Shipley, R (1, 5) OBP: 0.320, SLG: 0.382 Reggie Williams, S (9, PH) OBP: 0.486, SLG: 0.500		K			G6-3			K		3	0	0	0	0	1	0									
Charlie O'Brien, R (1, 2) OBP: 0.300, SLG: 0.377 Matt Walbeck, S (7, PH) OBP: 0.311, SLG: 0.348		G1-3			G5-3					2	0	0	0	0	0	0									
Gary Disarcina, R (1, 6) OBP: 0.321, SLG: 0.387 13 Justin Baughman, R (8, 6) OBP: 0.269, SLG: 0.314			G2-3		K					3	0	2	0	0	1	0									
			SH1-3							0	0	0	0	0	0	0									
Inning Stats	R: 0 E: 0 K: 0 S: 9	H: 1 LOB: 2 BB: 0 P: 16	R: 0 E: 0 K: 1 S: 8	H: 0 LOB: 0 BB: 0 P: 9	R: 0 E: 0 K: 1 S: 12	H: 1 LOB: 1 BB: 0 P: 14	R: 0 E: 0 K: 1 S: 6	H: 0 LOB: 0 BB: 0 P: 9	R: 0 E: 0 K: 1 S: 5	H: 0 LOB: 0 BB: 0 P: 7	R: 1 E: 2 K: 0 S: 14	H: 1 LOB: 2 BB: 1 P: 22	R: 0 E: 0 K: 0 S: 9	H: 1 LOB: 1 BB: 1 P: 15	R: 0 E: 0 K: 0 S: 5	H: 0 LOB: 0 BB: 0 P: 6	R: 0 E: 0 K: 1 S: 13	H: 1 LOB: 0 BB: 0 P: 19	1B: 4 2B: 1 3B: 0 HR: 0	SF: 0 SAC: 1 DP: 2 HBP: 1	WP: 0 PB: 0 SB: 0 CS: 0	PA: 34			
PITCHER	IP	WLS	BF	H	R	ER	SO	BB	IBB	HBP	BLK	WP	HR	S	P	ERA	WHIP								
Rolando Arrojo, R (1, 1) ERA: 3.54	7.0	W	28	4	1	0	4	2	0	1	0	0	0	63	92	0.00	0.857								
Jim Mecir, R (8, 1) ERA: 3.28	1.0		3	0	0	0	0	0	0	0	0	0	0	5	6	0.00	0.000								
Rick White, R (9, 1) ERA: 4.03	1.0		3	1	0	0	1	0	0	0	0	0	0	13	19	0.00	1.000								

Batter	1	2	3	4	5	6	7	8	9	AB	R	H	RBI	BB	SO	LOB	BOTTOM								
Quinton McCracken, S (1, 8) OBP: 0.337, SLG: 0.419	F8		F8			FC5-4		G1-3		5	1	2	1	0	0	0	Anaheim Angels @ Tampa Bay Devil Rays Tropicana Field, St. Petersburg, FL Tue Sep 15 1998, 7:05 PM EDT Att: 24,347 - Dome - 72 F livebaseballscorecards.com								
Wade Boggs, L (1, 10) OBP: 0.351, SLG: 0.403		FC3-6	F7			FC5-4		G5-3		4	1	2	2	1	0	0									
Bobby Smith, R (1, 5) OBP: 0.353, SLG: 0.449						FC5-4				3	0	0	0	2	1	4									
Fred McGriff, L (1, 3) OBP: 0.359, SLG: 0.432		FC3-6			G3					4	0	0	0	0	2	6									
Paul Sorrento, L (1, 9) OBP: 0.314, SLG: 0.406 Mike Kelly, R (6, PR) OBP: 0.286, SLG: 0.399			G4-3		P5					3	0	1	0	0	0	2									
Aaron Ledesma, R (1, 6) OBP: 0.347, SLG: 0.395			P3		P3					4	1	2	1	0	0	1									
Rich Butler, L (1, 7) OBP: 0.283, SLG: 0.369			F7							4	2	2	2	0	0	1									
John Flaherty, R (1, 2) OBP: 0.272, SLG: 0.287			K							2	1	0	0	1	1	1									
Miguel Cairo, R (1, 4) OBP: 0.311, SLG: 0.372			G6-3							4	1	1	0	0	0	3									
Inning Stats	R: 1 E: 0 K: 0 S: 9	H: 0 LOB: 1 BB: 2 P: 21	R: 0 E: 0 K: 1 S: 7	H: 0 LOB: 0 BB: 0 P: 10	R: 0 E: 0 K: 0 S: 8	H: 0 LOB: 0 BB: 0 P: 13	R: 0 E: 0 K: 0 S: 6	H: 0 LOB: 1 BB: 1 P: 12	R: 3 E: 1 K: 1 S: 12	H: 4 LOB: 1 BB: 0 P: 16	R: 4 E: 0 K: 1 S: 21	H: 5 LOB: 2 BB: 1 P: 38	R: 0 E: 0 K: 0 S: 11	H: 1 LOB: 2 BB: 0 P: 16	R: 0 E: 0 K: 1 S: 10	H: 0 LOB: 0 BB: 0 P: 17	1B: 7 2B: 2 3B: 0 HR: 1	SF: 0 SAC: 0 DP: 0 HBP: 1	WP: 2 PB: 0 SB: 1 CS: 0	PA: 39					
PITCHER	IP	WLS	BF	H	R	ER	SO	BB	IBB	HBP	BLK	WP	HR	S	P	ERA	WHIP								
Jeff Juden, R (1, 1) ERA: 5.8	5.0	L	24	6	7	6	2	3	0	0	0	1	1	10	21	0.00	9.000								
Mike Fetters, R (6, 1) ERA: 4.45	0.1		4	2	0	0	0	1	0	0	0	1	1	10	21	0.00	9.000								
Allen Watson, L (6, 1) ERA: 6.14	0.2		3	1	1	1	1	0	0	0	0	0	0	6	10	13.50	1.500								
Jason Dickson, R (7, 1) ERA: 6.31	1.0		5	1	0	0	0	0	0	1	0	0	0	11	16	0.00	1.000								
Trevor Wilson, L (8, 1) ERA: 4.5	1.0		3	0	0	0	1	0	0	0	0	0	0	10	17	0.00	0.000								

Batter	1	2	3	4	5	6	7	8	9	AB	R	H	RBI	BB	SO	LOB	TOP								
Gregg Jefferies, S (1, 7) OBP: 0.335, SLG: 0.413	2-1 2B		3-2 2B		0-1 HR		3-3 K		1-0 F7	5	1	3	1	0	1	3									
Randy Velarde, R (1, 4) OBP: 0.374, SLG: 0.371	0-0 P9		2-0 G6-3		2-3 K			1-2 P4		3	0	0	0	0	1	2									
Orlando Palmeiro, L (8, PH) OBP: 0.434, SLG: 0.451										1	0	0	0	0	0	0									
Norberto Martin, R (8, 4) OBP: 0.240, SLG: 0.249										0	0	0	0	0	0	0									
Jim Edmonds, L (1, 8) OBP: 0.369, SLG: 0.500	2-3 K			4-1 16 FC5-4 BB		0-0 L7		2-2 P5		3	0	0	0	1	1										
Tim Salmon, R (1, 10) OBP: 0.407, SLG: 0.542	1-0 F8			2-2 P3		2-1 F9		1-0 G6-3		4	0	0	0	0	2										
16 Garret Anderson, L (1, 9) OBP: 0.334, SLG: 0.465		2-3 K		0-2 1B FC5-4		1-1 P6			2-1 G1-6-3	4	0	0	0	0	1										
Mark Johnson, L (1, 3) OBP: 0.143, SLG: 0.143		3-2 L3		3-2 1B			1-3 K		2-3 K HR	4	1	1	0	0	2	0									
Matt Walbeck, S (1, 2) OBP: 0.311, SLG: 0.356		1-1 F8		0-3 K			1-3 K		1-1 K HR	4	1	1	2	0	2	2									
Craig Shipley, R (1, 5) OBP: 0.315, SLG: 0.377			1-0 P4		0-0 G1-3		1-0 2B		0-3 K	2	0	0	0	0	0	0									
Chris Pritchett, L (7, PH) OBP: 0.365, SLG: 0.459										1	0	1	0	0	0	0									
Troy Glaus, R (7, 5) OBP: 0.287, SLG: 0.304										0	0	0	0	0	0	0									
Darin Erstad, L (9, PH) OBP: 0.359, SLG: 0.497										1	0	0	0	0	1	0									
Gary Disarcina, R (1, 6) OBP: 0.322, SLG: 0.390			1-1 G5-3		0-1 P6		2-2 2B		0-0 1B	4	0	2	0	0	0	0									
Inning Stats	R: 0 E: 0 K: 1 S: 9	H: 1 LOB: 1 BB: 0 P: 14	R: 0 E: 0 K: 1 S: 10	H: 0 LOB: 1 BB: 0 P: 16	R: 0 E: 0 K: 0 S: 7	H: 1 LOB: 1 BB: 0 P: 14	R: 0 E: 0 K: 1 S: 14	H: 1 LOB: 2 BB: 1 P: 23	R: 1 E: 0 K: 0 S: 8	H: 1 LOB: 0 BB: 0 P: 10	R: 0 E: 0 K: 0 S: 5	H: 0 LOB: 0 BB: 0 P: 8	R: 0 E: 0 K: 3 S: 15	H: 2 LOB: 2 BB: 0 P: 23	R: 0 E: 0 K: 0 S: 8	H: 0 LOB: 0 BB: 0 P: 12	R: 2 E: 0 K: 2 S: 16	H: 2 LOB: 1 BB: 0 P: 22	1B: 3 2B: 3 3B: 0 HR: 2	SF: 0 SAC: 0 DP: 0 HBP: 0	WP: 1 PB: 0 SB: 0 CS: 0	PA: 37			
PITCHER	IP	WLS	BF	H	R	ER	SO	BB	IBB	HBP	BLK	WP	HR	S	P	ERA	WHIP								
Todd Stottlemire, R (1, 1) ERA: 3.88	8.0	W	31	6	1	1	7	1	0	0	0	0	1	76	120	1.12	0.875								
John Wetteland, R (9, 1) ERA: 2.02	1.0		6	2	2	2	2	0	0	0	0	1	1	16	22	18.00	2.000								

Anaheim Angels @ Texas Rangers
The Ballpark at Arlington, Arlington, TX
Wed Sep 16 1998, 8:05 PM EDT
Att: 37,481 - Cloudy - 77 F

AB 36
R 3
H 8
RBI 3
BB 1
SO 9
LOB 11



Batter	1	2	3	4	5	6	7	8	9	AB	R	H	RBI	BB	SO	LOB	BOTTOM								
Mark McLemore, S (1, 4) OBP: 0.382, SLG: 0.333	1-1 L8			4-2 29 G4-3 BB		1-1 P3		4-2 BB		2	0	0	0	3	0	0									
Roberto Kelly, R (1, 8) OBP: 0.340, SLG: 0.537	2-1 P3		0-0 FC5-4 BB		2-3 K		2-3 K		2-3 K	4	0	0	1	0	2	4									
Luis Alicea, S (8, PH) OBP: 0.374, SLG: 0.425										1	0	0	0	0	1	2									
Tom Goodwin, L (9, 8) OBP: 0.390, SLG: 0.333										0	0	0	0	0	0	0									
29 Rusty Greer, L (1, 7) OBP: 0.389, SLG: 0.447	4-1 BB		1-3 K		1-1 G4-3		2-2 G4-6-3 1B			3	0	1	0	1	1	4									
Juan Gonzalez, R (1, 9) OBP: 0.364, SLG: 0.624	2-3 K			2-2 P7		0-0 G4-3		1-2 G4-6-3 1B		4	0	1	0	0	1	1									
Will Clark, L (1, 10) OBP: 0.388, SLG: 0.515		1-1 HR		4-1 G1-3		4-1 FC5-4 BB		3-2 G4-6-3		3	1	1	1	1	0	2									
Ivan Rodriguez, R (1, 2) OBP: 0.383, SLG: 0.516		0-0 2B		4-1 FC6-4 BB		0-2 FC5-4 2B		0-3 K		3	2	1	0	1	1	2									
Todd Zeile, R (1, 5) OBP: 0.337, SLG: 0.421		1-3 K		2-0 FC6-4		3-1 2B		1-2 1B		4	0	2	1	0	1	2									
Mike Simms, R (1, 3) OBP: 0.379, SLG: 0.614		1-0 2B		1-0 2B		0-3 K		2-3 K		3	1	2	0	0	1	1									
Lee Stevens, L (8, PH) OBP: 0.315, SLG: 0.476		1-3 2B		1-3 2B						1	0	0	0	0	1	1									
Royce Clayton, R (1, 6) OBP: 0.310, SLG: 0.360		2-1 S FC5-4 2B		2-2 BB 1B		2-2 G6-3		3-3 K		4	1	2	2	0	1	1									
Inning Stats	R: 0 E: 0 K: 1 S: 10	H: 0 LOB: 1 BB: 1 P: 19	R: 4 E: 0 K: 2 S: 14	H: 4 LOB: 1 BB: 1 P: 24	R: 0 E: 0 K: 0 S: 8	H: 0 LOB: 1 BB: 1 P: 17	R: 0 E: 0 K: 1 S: 12	H: 2 LOB: 2 BB: 1 P: 22	R: 1 E: 0 K: 0 S: 10	H: 1 LOB: 1 BB: 1 P: 17	R: 0 E: 0 K: 1 S: 9	H: 0 LOB: 0 BB: 0 P: 14	R: 0 E: 0 K: 1 S: 14	H: 2 LOB: 1 BB: 0 P: 19	R: 0 E: 0 K: 3 S: 15	H: 1 LOB: 2 BB: 1 P: 27	1B: 5 2B: 4 3B: 0 HR: 1	SF: 0 SAC: 0 DP: 2 HBP: 0	WP: 0 PB: 0 SB: 2 CS: 0	PA: 38					
PITCHER	IP	WLS	BF	H	R	ER	SO	BB	IBB	HBP	BLK	WP	HR	S	P	ERA	WHIP								
Chuck Finley, L (1, 1) ERA: 3.44	6.2	L	32	9	5	5	6	5	0	0	0	0	0	72	127	6.75	2.100								
Rich DeLucia, R (7, 1) ERA: 3.91	1.1		6	1	0	0	4	1	0	0	0	0	0	20	32	0.00	1.500								

Anaheim Angels @ Texas Rangers
The Ballpark at Arlington, Arlington, TX
Wed Sep 16 1998, 8:05 PM EDT
Att: 37,481 - Cloudy - 77 F

AB 32
R 5
H 10
RBI 5
BB 6
SO 10
LOB 20



Batter	1	2	3	4	5	6	7	8	9	AB	R	H	RBI	BB	SO	LOB	TOP								
Shane Monahan, L (1,7) OBP: 0.274, SLG: 0.355										5	1	2	0	0	1	0									
Alex Rodriguez, R (1,6) OBP: 0.338, SLG: 0.557										4	2	3	1	0	0	0									
Ken Griffey Jr., L (1,8) OBP: 0.369, SLG: 0.611										3	0	1	2	1	0	2									
Edgar Martinez, R (1,10) OBP: 0.421, SLG: 0.556										3	0	2	0	1	1	2									
Raul Ibanez, L (1,3) Charles Gipson, R (8,PH) OBP: 0.312, SLG: 0.444 OBP: 0.283, SLG: 0.220										3	0	0	0	0	0	5									
Russ Davis, R (1,5) OBP: 0.304, SLG: 0.443										4	0	0	0	0	1	2									
Ryan Radmanovich, L (1,9) OBP: 0.209, SLG: 0.302										4	0	0	0	0	2	0									
John Marzano, R (1,2) Rob Ducey, L (9,PH) OBP: 0.317, SLG: 0.388 OBP: 0.333, SLG: 0.403										3	0	0	0	0	0	0									
Rico Rossy, R (1,4) David Segui, S (9,PH) OBP: 0.250, SLG: 0.284 OBP: 0.357, SLG: 0.486										3	0	0	0	0	0	0									
Inning Stats	R: 1 E: 0 K: 1 S: 12	H: 2 LOB: 1 BB: 0 P: 19	R: 0 E: 0 K: 1 S: 6	H: 0 LOB: 0 BB: 0 P: 10	R: 2 E: 1 K: 1 S: 13	H: 3 LOB: 2 BB: 1 P: 21	R: 0 E: 0 K: 0 S: 6	H: 0 LOB: 0 BB: 0 P: 8	R: 0 E: 0 K: 0 S: 8	H: 1 LOB: 2 BB: 1 P: 16	R: 0 E: 0 K: 0 S: 6	H: 0 LOB: 0 BB: 0 P: 11	R: 0 E: 0 K: 1 S: 11	H: 2 LOB: 0 BB: 0 P: 15	R: 0 E: 0 K: 1 S: 10	H: 0 LOB: 0 BB: 0 P: 14	R: 0 E: 0 K: 1 S: 6	H: 0 LOB: 0 BB: 0 P: 11	1B: 6 2B: 1 3B: 0 HR: 1	SF: 0 SAC: 0 DP: 0 HBP: 0	WP: 0 PB: 0 SB: 0 CS: 0	PA: 37			
PITCHER	IP	WLS	BF	H	R	ER	SO	BB	IBB	HBP	BLK	WP	HR	S	P	ERA	WHIP								
Jack McDowell, R (1,1) ERA: 4.63	6.1	W	29	8	3	3	3	2	0	0	0	0	1	56	91	4.26	1.579								
Mike Holtz, L (7,1) ERA: 5.14	0.2		2	0	0	0	1	0	0	0	0	0	0	6	9	0.00	0.000								
Mike Fetters, R (8,1) ERA: 4.37	1.0	S	3	0	0	0	1	0	0	0	0	0	0	10	14	0.00	0.000								
Troy Percival, R (9,1) ERA: 3.38	1.0	S	3	0	0	0	1	0	0	0	0	0	0	6	11	0.00	0.000								

Seattle Mariners @ Anaheim Angels
Edison International Field, Anaheim, CA
Sat Sep 19 1998, 10:05 PM EDT
Att: 42,833 - Unknown - 73 F

livebaseballscorecards.com

AB 35
R 3
H 8
RBI 3
BB 2
SO 6
LOB 11

Batter	1	2	3	4	5	6	7	8	9	AB	R	H	RBI	BB	SO	LOB	BOTTOM								
Gregg Jefferies, S (1,7) Reggie Williams, S (7,7) OBP: 0.333, SLG: 0.412 OBP: 0.474, SLG: 0.484										3	1	1	0	0	0	0									
Randy Velarde, R (1,4) OBP: 0.385, SLG: 0.395										3	0	2	2	1	0	0									
Jim Edmonds, L (1,8) OBP: 0.370, SLG: 0.510										4	0	0	0	0	2	2									
Tim Salmon, R (1,10) OBP: 0.407, SLG: 0.538										3	2	1	0	1	1	1									
16 Garret Anderson, L (1,9) OBP: 0.332, SLG: 0.461										4	0	1	1	0	0	1									
Chris Pritchett, L (1,3) Todd Greene, R (6,PH) Mark Johnson, L (7,3) OBP: 0.352, SLG: 0.418 OBP: 0.333, SLG: 0.385 OBP: 0.111, SLG: 0.111										2	0	0	0	0	0	1									
Matt Walbeck, S (1,2) OBP: 0.314, SLG: 0.359										3	1	2	1	0	0	0									
Troy Glaus, R (1,5) OBP: 0.289, SLG: 0.306										3	1	2	1	0	1	2									
Gary Disarcina, R (1,6) OBP: 0.321, SLG: 0.385										3	0	0	0	0	0	4									
Inning Stats	R: 0 E: 0 K: 0 S: 11	H: 1 LOB: 1 BB: 0 P: 15	R: 0 E: 0 K: 0 S: 6	H: 0 LOB: 0 BB: 0 P: 10	R: 2 E: 0 K: 0 S: 9	H: 3 LOB: 0 BB: 0 P: 16	R: 1 E: 0 K: 1 S: 10	H: 3 LOB: 2 BB: 0 P: 14	R: 0 E: 0 K: 1 S: 8	H: 0 LOB: 0 BB: 1 P: 15	R: 2 E: 0 K: 1 S: 15	H: 2 LOB: 1 BB: 1 P: 26	R: 0 E: 0 K: 2 S: 8	H: 0 LOB: 0 BB: 0 P: 11	R: 0 E: 0 K: 2 S: 10	H: 0 LOB: 0 BB: 0 P: 13	1B: 7 2B: 2 3B: 0 HR: 0	SF: 0 SAC: 0 DP: 0 HBP: 0	WP: 2 PB: 0 SB: 1 CS: 0	PA: 33					
PITCHER	IP	WLS	BF	H	R	ER	SO	BB	IBB	HBP	BLK	WP	HR	S	P	ERA	WHIP								
Mac Suzuki, R (1,1) ERA: 4.84	4.0		18	7	3	3	1	0	0	0	0	0	0	36	55	6.75	1.750								
Paul Spoljaric, L (5,1) ERA: 5.5	2.0	L	9	2	2	2	2	2	0	0	0	2	0	23	41	9.00	2.000								
31 Bobby Ayala, R (7,1) ERA: 6.96	2.0		6	0	0	0	4	0	0	0	0	0	0	18	24	0.00	0.000								

Seattle Mariners @ Anaheim Angels
Edison International Field, Anaheim, CA
Sat Sep 19 1998, 10:05 PM EDT
Att: 42,833 - Unknown - 73 F

livebaseballscorecards.com

AB 31
R 5
H 9
RBI 5
BB 2
SO 7
LOB 12

Batter	1	2	3	4	5	6	7	8	9	AB	R	H	RBI	BB	SO	LOB	TOP					
Tom Goodwin, L (1, 8) OBP: 0.374, SLG: 0.329	4-0 G3 29 SF9 BB		3-3 K		3-1 P6		2-1 E4 SF8		1-2 F9 29 SF8 2B	4	2	1	0	1	1	2						
Mark McLemore, S (1, 4) OBP: 0.373, SLG: 0.322	3-1 G3		0-3 K		1-0 G3		3-1 SF8		2-1 F9	4	0	0	1	0	1	2						
29 Rusty Greer, L (1, 7) OBP: 0.384, SLG: 0.450	2-2 SF9		1-1 G1-3		2-1 F7		3-1 F9		3-2 SF8	3	0	0	2	0	0	2						
Juan Gonzalez, R (1, 9) OBP: 0.365, SLG: 0.629	2-2 F4			0-1 P3		3-2 F7		4-1 E S 1B BB	3	1	0	0	2	0	0							
Will Clark, L (1, 3) OBP: 0.384, SLG: 0.507		3-2 F9		2-1 F9 1B 2B		2-1 G4-3		0-0 F9	5	1	1	0	0	0	2							
Ivan Rodriguez, R (1, 2) OBP: 0.381, SLG: 0.512		2-2 G4-3		0-0 F9		2-2 G4-3		3-2 H S 1B	4	1	1	1	0	0	1							
Lee Stevens, L (1, 10) 18 Milt Cuyler, S (7, PR) Luis Alicaia, S (8, PH) OBP: 0.375, SLG: 0.433		1-1 BB 1B		4-2 BB		2-1 FC1-5 2B		1-3 K	2	0	2	0	1	0	0		AB 32					
Todd Zeile, R (1, 5) OBP: 0.344, SLG: 0.435		4-0 BB		3-1 BB		4-2 E FC1-5 SF8 BB		1-2 K	2	2	2	3	2	0	0		R 7					
Royce Clayton, R (1, 6) OBP: 0.315, SLG: 0.361		0-1 G1-3		0-0 F9		1-0 FC1-5 SF8 E		0-0 G4-3	3	2	2	3	2	0	0		H 7					
Inning Stats	R: 1 E: 0 K: 0 S: 8	H: 0 LOB: 0 BB: 1 P: 19	R: 0 E: 0 K: 0 S: 12	H: 1 LOB: 2 BB: 1 P: 22	R: 0 E: 0 K: 2 S: 9	H: 0 LOB: 0 BB: 0 P: 12	R: 1 E: 0 K: 0 S: 10	H: 2 LOB: 2 BB: 1 P: 19	R: 0 E: 0 K: 0 S: 5	H: 0 LOB: 0 BB: 0 P: 11	R: 0 E: 0 K: 0 S: 8	H: 0 LOB: 0 BB: 0 P: 15	R: 1 E: 1 K: 0 S: 11	H: 1 LOB: 2 BB: 1 P: 25	R: 3 E: 0 K: 1 S: 17	H: 2 LOB: 0 BB: 1 P: 28	R: 1 E: 0 K: 0 S: 15	H: 1 LOB: 1 BB: 1 P: 28	1B: 3 2B: 3 3B: 0 HR: 1	SF: 3 SAC: 0 DP: 0 HBP: 0	WP: 0 PB: 0 SB: 3 CS: 0	PA: 41
PITCHER	IP	WLS	BF	H	R	ER	SO	BB	IBB	HBP	BLK	WP	HR	S	P	ERA	WHIP					
Ken Hill, R (1, 1) ERA: 4.98	6.1	L	28	4	3	2	2	4	0	0	0	0	0	59	114	2.84	1.263					
Pep Harris, R (7, 1) ERA: 4.55	0.1		1	0	0	0	0	0	0	0	0	0	0	2	5	0.00	0.000					
Mike Holtz, L (7, 1) ERA: 5.02	0.1		1	0	0	0	0	0	0	0	0	0	0	2	4	0.00	0.000					
Troy Percival, R (8, 1) ERA: 3.68	1.0		6	2	3	3	1	1	0	0	0	0	1	17	28	27.00	3.000					
Rich DeLucia, R (9, 1) ERA: 4.27	0.2		4	1	1	1	0	1	0	0	0	0	0	12	22	13.50	3.000					

Texas Rangers @ Anaheim Angels
Edison International Field, Anaheim, CA
Wed Sep 23 1998, 10:05 PM EDT
Att: 42,776 - Unknown - 69 F

AB 32
R 7
H 7
RBI 7
BB 6
SO 3
LOB 16



Batter	1	2	3	4	5	6	7	8	9	AB	R	H	RBI	BB	SO	LOB	BOTTOM							
16 Garret Anderson, L (1, 9) OBP: 0.329, SLG: 0.456	1-2 F8		1-0 FC4-6 FC6-4			3-1 G4-3			0-2 G6-3	4	0	0	0	0	0	1								
Randy Velarde, R (1, 4) OBP: 0.388, SLG: 0.393	3-2 F7		1-0 FC6-4			2-1 F9			3-3 K	4	0	0	0	0	1	1								
Jim Edmonds, L (1, 8) OBP: 0.367, SLG: 0.503	2-3 K			1-3 K			3-1 G3		1-2 BB 1B	4	0	1	0	0	2	0								
Tim Salmon, R (1, 10) OBP: 0.408, SLG: 0.532		2-3 K		1-0 F7			1-0 F8		2-2 BB 1B	4	0	1	0	0	1	0								
Darin Erstad, L (1, 3) OBP: 0.356, SLG: 0.490 Chris Pritchett, L (7, PR) OBP: 0.329, SLG: 0.389		1-0 P6		1-2 G3			4-2 BB		1-3 K	2	0	0	0	1	0	0								
Todd Greene, R (1, 7) OBP: 0.311, SLG: 0.356 Reggie Williams, S (8, 7) OBP: 0.487, SLG: 0.484		1-2 G6-3			0-3 K		1-0 K		0-3 K	3	0	0	0	0	2	1								
Chad Kreuter, S (1, 2) OBP: 0.346, SLG: 0.325 Orlando Palmeiro, L (8, PH) OBP: 0.395, SLG: 0.389 Matt Walbeck, S (9, 2) OBP: 0.309, SLG: 0.353			2-1 BB 2B		2-3 K			1-0 B5-3	1	2	1	1	0	0	1	0	AB 31							
Craig Shipley, R (1, 5) OBP: 0.312, SLG: 0.371 Gregg Jefferies, S (8, PH) OBP: 0.333, SLG: 0.411 Norberto Martin, R (9, 5) OBP: 0.237, SLG: 0.246			0-0 BB 2B		0-0 G6-3			2-2 F9	2	2	0	1	1	0	0	0	RBI 1							
Gary Disarcina, R (1, 6) OBP: 0.318, SLG: 0.379			1-1 L6			1-1 P4		2-3 K	3	3	0	0	0	0	1	1	BB 1							
Inning Stats	R: 0 E: 0 K: 1 S: 11	H: 0 LOB: 0 BB: 0 P: 17	R: 0 E: 0 K: 1 S: 7	H: 0 LOB: 0 BB: 0 P: 11	R: 1 E: 0 K: 0 S: 7	H: 2 LOB: 1 BB: 0 P: 12	R: 0 E: 0 K: 1 S: 8	H: 0 LOB: 0 BB: 0 P: 11	R: 0 E: 0 K: 2 S: 9	H: 0 LOB: 0 BB: 0 P: 13	R: 0 E: 0 K: 0 S: 6	H: 0 LOB: 0 BB: 0 P: 12	R: 0 E: 0 K: 1 S: 10	H: 0 LOB: 1 BB: 1 P: 18	R: 0 E: 0 K: 1 S: 10	H: 0 LOB: 0 BB: 0 P: 15	R: 0 E: 0 K: 2 S: 18	H: 2 LOB: 2 BB: 0 P: 25	R: 0 E: 0 K: 2 S: 15	H: 2 LOB: 0 BB: 0 P: 25	1B: 3 2B: 1 3B: 0 HR: 0	SF: 0 SAC: 0 DP: 0 HBP: 0	WP: 0 PB: 0 SB: 0 CS: 0	PA: 32
PITCHER	IP	WLS	BF	H	R	ER	SO	BB	IBB	HBP	BLK	WP	HR	S	P	ERA	WHIP							
John Burkett, R (1, 1) ERA: 5.68	8.0	W	27	2	1	1	7	1	0	0	0	0	0	68	109	1.12	0.375							
John Wetteland, R (9, 1) ERA: 1.92	1.0		5	2	0	0	2	0	0	0	0	0	0	18	25	0.00	2.000							

Texas Rangers @ Anaheim Angels
Edison International Field, Anaheim, CA
Wed Sep 23 1998, 10:05 PM EDT
Att: 42,776 - Unknown - 69 F

AB 31
R 1
H 4
RBI 1
BB 1
SO 9
LOB 6



Batter	1	2	3	4	5	6	7	8	9	AB	R	H	RBI	BB	SO	LOB	TOP										
Orlando Palmeiro, L OBP: 0.389, SLG: 0.381 (1, 7)	2-1 G4-3		0-1 SAFE SAFE L5-3		3-2 F7			0-0 SH5-4		3	0	0	0	0	0	2											
Randy Velarde, R OBP: 0.388, SLG: 0.391 (1, 4)	0-1 L9		3-1 G6-3		2-1 G6-3			4-2 1B 2-3 BB		3	0	0	0	1	0	1											
Jim Edmonds, L OBP: 0.367, SLG: 0.506 (1, 8)	0-1 L7			1-0 HR		0-2 F8		0-0 1B 1-3 2-3 1B		4	1	2	2	0	0	0											
Todd Greene, R OBP: 0.274, SLG: 0.352 (1, 10)		0-0 G6-3		1-3 K2-3		2-2 F7		2-3 K		4	0	0	0	0	2	2											
16 Garret Anderson, L OBP: 0.326, SLG: 0.451 (1, 9)		0-3 K		0-0 G5-3 1B		0-0 G3-1		2-1 G4-3		4	0	1	0	0	1	2											
Chris Pritchett, L OBP: 0.338, SLG: 0.434 (1, 3)		2-2 HR		2-1 SAFE G5-3		3-2 G6-3		0-0 FC6-5 S 1B		4	1	2	1	0	0	1											
Troy Glaus, R OBP: 0.287, SLG: 0.298 (1, 5)		0-0 1B		0-1 F8		2-0 G6-3		3-2 SAFE F8		4	0	1	0	0	0	2											
Phil Nevin, R OBP: 0.291, SLG: 0.371 (1, 2)		0-2 SAFE P3			0-0 F8		0-1 G6-3	3-0 FC6-5	1-3	4	0	0	0	0	0	2											
13 Justin Baughman, R OBP: 0.277, SLG: 0.327 (1, 6)			1-1 L5-3 1B		2-2 2B			1-1 WP SH5-4 1B 1B	0-0 G3-1	4	1	3	0	0	0	1											
Inning Stats	R: 0 E: 0 K: 0 S: 6	H: 0 LOB: 0 BB: 0 P: 8	R: 1 E: 0 K: 1 S: 11	H: 2 LOB: 1 BB: 0 P: 13	R: 0 E: 0 K: 0 S: 6	H: 1 LOB: 0 BB: 0 P: 10	R: 1 E: 0 K: 1 S: 9	H: 2 LOB: 1 BB: 0 P: 13	R: 0 E: 0 K: 0 S: 13	H: 0 LOB: 0 BB: 0 P: 10	R: 0 E: 0 K: 0 S: 8	H: 0 LOB: 0 BB: 0 P: 13	R: 1 E: 0 K: 1 S: 12	H: 2 LOB: 2 BB: 1 P: 21	R: 0 E: 0 K: 0 S: 6	H: 1 LOB: 1 BB: 0 P: 12	1B: 6 2B: 2 3B: 0 HR: 2	SF: 0 SAC: 1 DP: 1 HBP: 0	WP: 1 PB: 0 SB: 1 CS: 0	PA: 36							
PITCHER	IP	WLS	BF	H	R	ER	SO	BB	IBB	HBP	BLK	WP	HR	S	P	ERA	WHIP										
Gil Heredia, R ERA: 2.74 (1, 1)	7.0		26	6	2	2	2	0	0	0	0	0	2	61	87	2.57	0.857										
Tim Worrell, R ERA: 5.24 (8, 1)	0.2		5	2	1	1	1	1	0	0	0	1	0	10	17	13.50	4.500										
Mike Mohler, L ERA: 5.16 (8, 1)	0.1		2	1	0	0	0	0	0	0	0	0	0	3	5	0.00	3.000										
T.J. Mathews, R ERA: 4.88 (9, 1)	1.0	W	3	0	0	0	0	0	0	0	0	0	0	5	11	0.00	0.000										

Anaheim Angels @ Oakland Athletics
Network Associates Coliseum, Oakland, CA
Sat Sep 26 1998, 6:33 AM EDT
Att: 22,661 - Cloudy - 62 F

AB 34
R 3
H 9
RBI 3
BB 1
SO 3
LOB 13



Batter	1	2	3	4	5	6	7	8	9	AB	R	H	RBI	BB	SO	LOB	BOTTOM										
Rickey Henderson, R OBP: 0.377, SLG: 0.348 (1, 7)	4-2 FC3-6 1B BB		4-0 S S BB		3-2 SAFE SAFE CS 1B		3-2 PO 1B		2-2 1-2 2-H 1B	3	0	3	1	2	0	0											
Ryan Christenson, R OBP: 0.324, SLG: 0.372 (1, 8)	2-1 SAFE SAFE FC3-6 1B		1-2 G1-3		4-2 SAFE SAFE 1-2 BB		2-1 PO	2-1 L5		3	0	1	0	1	0	1											
Jason Giambi, L OBP: 0.383, SLG: 0.490 (1, 3)	1-0 SAFE FC3-6 L3		1-2 3-H 2-3 K		0-3 K			1-2 G6-3		4	0	0	0	0	2	5											
Matt Stairs, L OBP: 0.371, SLG: 0.511 (1, 10)	1-2 L3		1-1 L9		0-0 G6-3			3-3 K		4	0	0	0	0	1	3											
Ben Grieve, L OBP: 0.387, SLG: 0.457 (1, 9)		2-3 K		1-0 F9		1-3 K		2-3 K		4	0	0	0	0	3	0											
Scott Spiezio, S OBP: 0.333, SLG: 0.379 (1, 4)		1-1 G3		1-1 G4-3		4-2 BB		1-2 E6 3 1B		3	0	0	0	1	0	0											
Jason McDonald, S OBP: 0.363, SLG: 0.324 (9, FR)										0	1	0	0	0	0	0											
Miguel Tejada, R OBP: 0.300, SLG: 0.387 (1, 6)		2-3 K		0-0 F9		1-1 F9		1-3 K		4	0	0	0	0	2	2											
3 Eric Chavez, L OBP: 0.362, SLG: 0.455 (1, 5)			3-1 E 1B		3-1 F7		3-1 G1-3		1-1 S 1B 1B	4	2	2	1	0	0	0											
A.J. Hinch, R OBP: 0.298, SLG: 0.343 Mike Macfarlane, R OBP: 0.291, SLG: 0.394 (9, PH)			1-2 E6 E 2B		4-1 1B HBP		0-2 G1-3		3-H 4-0 1B	2	1	1	1	0	0	0											
Inning Stats	R: 0 E: 0 K: 0 S: 9	H: 1 LOB: 1 BB: 1 P: 17	R: 0 E: 0 K: 2 S: 8	H: 0 LOB: 0 BB: 0 P: 13	R: 2 E: 1 K: 1 S: 15	H: 2 LOB: 1 BB: 1 P: 27	R: 0 E: 0 K: 0 S: 4	H: 0 LOB: 0 BB: 0 P: 6	R: 0 E: 0 K: 1 S: 12	H: 1 LOB: 2 BB: 1 P: 26	R: 0 E: 0 K: 1 S: 8	H: 0 LOB: 0 BB: 1 P: 14	R: 0 E: 0 K: 0 S: 9	H: 1 LOB: 0 BB: 0 P: 17	R: 0 E: 0 K: 1 S: 9	H: 0 LOB: 0 BB: 0 P: 15	R: 2 E: 2 K: 2 S: 14	H: 2 LOB: 2 BB: 1 P: 25	1B: 6 2B: 2 3B: 0 HR: 0	SF: 0 SAC: 0 DP: 1 HBP: 1	WP: 0 PB: 0 SB: 3 CS: 1	PA: 38					
PITCHER	IP	WLS	BF	H	R	ER	SO	BB	IBB	HBP	BLK	WP	HR	S	P	ERA	WHIP										
Steve Sparks, R ERA: 4.34 (1, 1)	7.0		28	5	2	1	5	4	0	1	0	0	0	65	120	1.29	1.286										
Trevor Wilson, L ERA: 3.52 (8, 1)	1.0		3	0	0	0	1	0	0	0	0	0	0	9	15	0.00	0.000										
Troy Percival, R ERA: 3.65 (9, 1)	0.2	L	6	2	2	0	2	1	0	0	0	0	0	14	25	0.00	4.500										

Anaheim Angels @ Oakland Athletics
Network Associates Coliseum, Oakland, CA
Sat Sep 26 1998, 6:33 AM EDT
Att: 22,661 - Cloudy - 62 F

AB 31
R 4
H 7
RBI 3
BB 5
SO 8
LOB 11



Batter	1	2	3	4	5	6	7	8	9	AB	R	H	RBI	BB	SO	LOB	TOP										
Orlando Palmeiro, L (1, 7) OBP: 0.395, SLG: 0.388	1-2 1B		1-0 F8		3-2 G1-3		0-1 2B		0-0 1B	5	2	3	0	0	0	0	Anaheim Angels @ Oakland Athletics Network Associates Coliseum, Oakland, CA Sun Sep 27 1998, 6:33 AM EDT Att: 22,819 - Cloudy - 63 F										
Randy Velarde, R (1, 4) OBP: 0.375, SLG: 0.404	0-2 1B		2-0 1B		1-0 F9		1-0 2B			4	0	3	2	0	0	0											
Jim Edmonds, L (1, 8) OBP: 0.368, SLG: 0.506	1-2 1B		3-1 F7		0-0 1B		1-3 K			4	0	2	1	0	1	2											
Mark Johnson, L (1, 10) OBP: 0.071, SLG: 0.071 Reggie Williams, S (8, PH) OBP: 0.477, SLG: 0.472	1-2 L7		0-3 K		3-2 F8		1-1 1B			3	0	0	0	0	1	4											
16 Garret Anderson, L (1, 9) OBP: 0.325, SLG: 0.455	0-0 F8			1-1 HR		2-3 K		0-1 F7		4	1	1	1	0	1	4											
Chris Pritchett, L (1, 3) OBP: 0.321, SLG: 0.413	1-0 P6		1-2 G3		2-3 K		1-3 K			4	0	0	0	0	2	4											
Chad Kreuter, S (1, 2) OBP: 0.343, SLG: 0.321 Bengie Molina, R (8, PH) OBP: 0.280, SLG: 0.291		0-3 K	1-3 K		0-2 G5-3		0-0 G5-3			3	0	0	0	0	2	0											
Troy Glaus, R (1, 5) OBP: 0.280, SLG: 0.291		2-3 K	0-0 F8		1-2 G6-3		3-3 K			4	0	0	0	0	2	0											
Gary Disarcina, R (1, 6) OBP: 0.321, SLG: 0.385	1-1 L8		3-2 G6-3		0-0 1B		0-2 G6-3			4	1	1	0	0	0	0											
Inning Stats	R: 1 E: 0 K: 0 S: 14	H: 3 LOB: 2 BB: 0 P: 18	R: 0 E: 0 K: 2 S: 8	H: 0 LOB: 0 BB: 0 P: 11	R: 0 E: 0 K: 1 S: 7	H: 1 LOB: 1 BB: 0 P: 13	R: 1 E: 0 K: 1 S: 10	H: 1 LOB: 0 BB: 0 P: 13	R: 0 E: 0 K: 0 S: 7	H: 0 LOB: 0 BB: 0 P: 14	R: 0 E: 0 K: 2 S: 14	H: 1 LOB: 1 BB: 0 P: 21	R: 2 E: 0 K: 1 S: 13	H: 3 LOB: 1 BB: 0 P: 16	R: 0 E: 0 K: 1 S: 8	H: 1 LOB: 1 BB: 0 P: 10		R: 0 E: 0 K: 1 S: 8	H: 1 LOB: 1 BB: 0 P: 11	1B: 9 2B: 3 3B: 0 HR: 1	SF: 0 SAC: 0 DP: 0 HBP: 0	WP: 0 PB: 0 SB: 1 CS: 1	PA: 37				
PITCHER	IP	WLS	BF	H	R	ER	SO	BB	IBB	HBP	BLK	WP	HR	S	P	ERA	WHIP										
Jay Witasick, R (1, 1) ERA: 6.33	6.2	L	29	9	4	4	6	0	0	0	0	0	1	70	102	5.40	1.350										
Buddy Groom, L (7, 1) ERA: 4.24	1.1		5	1	0	0	2	0	0	0	0	0	0	11	14	0.00	0.750										
Billy Taylor, R (9, 1) ERA: 3.58	1.0		3	1	0	0	1	0	0	0	0	0	0	8	11	0.00	1.000										

AB	37
R	4
H	11
RBI	4
BB	0
SO	9
LOB	15



Batter	1	2	3	4	5	6	7	8	9	AB	R	H	RBI	BB	SO	LOB	BOTTOM										
Rickey Henderson, R (1, 7) OBP: 0.376, SLG: 0.347 Jason McDonald, S (4, 7) OBP: 0.359, SLG: 0.320	2-1 L9		2-2 L7		3-2 F9		0-0 G3			2	0	0	0	0	0	0	Anaheim Angels @ Oakland Athletics Network Associates Coliseum, Oakland, CA Sun Sep 27 1998, 6:33 AM EDT Att: 22,819 - Cloudy - 63 F										
Ryan Christenson, R (1, 8) OBP: 0.321, SLG: 0.368	1-2 F8		2-2 F9		1-3 K		0-0 F9			4	0	0	0	0	1	0											
Jason Giambi, L (1, 3) OBP: 0.384, SLG: 0.489	1-0 HBP		0-2 L8		0-1 G4-3		2-1 1B			3	0	1	0	0	0	0											
Matt Stairs, L (1, 10) OBP: 0.370, SLG: 0.511	2-3 K		1-1 P7		2-0 2B		1-0 P3			4	1	1	0	0	1	2											
Mike Blowers, R (1, 5) OBP: 0.302, SLG: 0.386 3 Eric Chavez, L (9, PH) OBP: 0.354, SLG: 0.444		0-0 G4-3 CS	2-1 G6-3		2-3 K		1-2 F9			3	1	1	0	0	1	1											
Ben Grievie, L (1, 9) OBP: 0.386, SLG: 0.458		2-0 G4-3		2-3 K		1-0 2B				3	0	1	1	0	1	1											
Scott Spiezio, S (1, 4) OBP: 0.333, SLG: 0.377		4-0 CS BB		1-1 G4-3		2-2 L8				2	0	0	0	1	0	1											
Miguel Tejada, R (1, 6) OBP: 0.298, SLG: 0.384		0-0 L4		2-3 K		2-2 P9				3	0	0	0	0	1	2											
A.J. Hinch, R (1, 2) OBP: 0.296, SLG: 0.341 Bip Roberts, S (8, PH) OBP: 0.344, SLG: 0.336 Mike Macfarlane, R (9, 2) OBP: 0.291, SLG: 0.394		1-2 CS	1-1 F8		1-0 P3		0-2 G4-3			2	0	0	0	0	0	0											
Inning Stats	R: 0 E: 0 K: 1 S: 8	H: 0 LOB: 1 BB: 0 P: 14	R: 1 E: 0 K: 0 S: 5	H: 1 LOB: 0 BB: 1 P: 12	R: 0 E: 0 K: 0 S: 8	H: 0 LOB: 0 BB: 0 P: 13	R: 0 E: 0 K: 2 S: 7	H: 0 LOB: 0 BB: 0 P: 10	R: 0 E: 0 K: 0 S: 8	H: 0 LOB: 0 BB: 0 P: 13	R: 0 E: 0 K: 1 S: 10	H: 0 LOB: 0 BB: 0 P: 15	R: 1 E: 0 K: 1 S: 10	H: 2 LOB: 1 BB: 0 P: 17	R: 0 E: 0 K: 0 S: 7	H: 0 LOB: 0 BB: 0 P: 9		R: 0 E: 0 K: 0 S: 7	H: 1 LOB: 1 BB: 0 P: 11	1B: 1 2B: 3 3B: 0 HR: 0	SF: 0 SAC: 0 DP: 0 HBP: 1	WP: 0 PB: 0 SB: 0 CS: 2	PA: 33				
PITCHER	IP	WLS	BF	H	R	ER	SO	BB	IBB	HBP	BLK	WP	HR	S	P	ERA	WHIP										
Jarrod Washburn, L (1, 1) ERA: 4.62	6.2	W	24	3	2	2	5	1	0	1	0	0	0	53	89	2.70	0.600										
Pep Harris, R (7, 1) ERA: 4.35	1.2		6	1	0	0	0	0	0	0	0	0	0	13	19	0.00	0.600										
Mike Holtz, L (9, 1) ERA: 4.75	0.1		1	0	0	0	0	0	0	0	0	0	0	1	2	0.00	0.000										
Shigetoshi Hasegawa, R (9, 1) ERA: 3.14	0.1	S	1	0	0	0	0	0	0	0	0	0	0	3	4	0.00	0.000										

