

Anaheim Angels - 1999

Batter	1	2	3	4	5	6	7	8	9	AB	R	H	RBI	BB	SO	LOB	TOP					
Kenny Lofton, L (1, 8) OBP: 0.600, SLG: 1.000	4-1 BB BB		2-2 HR 3B		2-1 E 1B	2-1 G3		0-0 FC1-2		4	2	2	0	1	0	3						
Omar Vizquel, S (1, 6) OBP: 0.400, SLG: 1.000	3-2 F8		0-0 HR		1-0 E9 F8 1B	2-3 K		1-1 F7		5	2	2	3	0	1	4						
Roberto Alomar, S (1, 4) OBP: 0.400, SLG: 0.250	4-1 BB		0-1 G6-3		2-1 F8		1-1 F8		1-1 G4-3	4	0	0	0	1	0	1						
Jim Thome, L (1, 3) OBP: 0.400, SLG: 0.250	0-1 P5		1-3 K		4-1 BLK 1B BB		0-1 FC5-4 1B		1-0 P6	4	0	1	0	1	1	2						
Manny Ramirez, R (1, 9) OBP: 0.200, SLG: 0.200	0-1 G4-3		2-2 G3		1-1 BLK 1B		0-0 P4		0-3 K	5	0	1	1	0	1	3						
David Justice, L (1, 7) Richie Sexson, R (2, 7)		0-2 F7		1-2 G6-3		1-3 K		1-2 FC5-4		1	0	0	0	0	0	0						
Travis Fryman, R (1, 5)		3-1 P5		2-0 F8		2-2 F9		2-0 G5-3		4	0	0	0	0	0	2						
Wil Cordero, R (1, 10) Jolbert Cabrera, R (8, PR)		4-0 BB		3-3 K		1-0 SH1-3 2B		0-2 FC1-2 1B		3	0	2	0	1	1	0						
Sandy Alomar Jr., R (1, 2) OBP: 0.667, SLG: 0.667		1-3 K		2-2 1B 1B		0-1 SH1-3		1-0 FC1-2 1B		3	1	2	0	0	1	1						
Inning Stats	R: 0 E: 0 K: 0 S: 12	H: 0 LOB: 2 BB: 2 P: 23	R: 0 E: 0 K: 1 S: 8	H: 0 LOB: 1 BB: 1 P: 16	R: 2 E: 0 K: 1 S: 12	H: 2 LOB: 0 BB: 0 P: 17	R: 0 E: 0 K: 1 S: 7	H: 0 LOB: 0 BB: 0 P: 13	R: 3 E: 1 K: 1 S: 17	H: 4 LOB: 2 BB: 1 P: 32	R: 0 E: 0 K: 0 S: 8	H: 1 LOB: 1 BB: 0 P: 13	R: 0 E: 0 K: 0 S: 8	H: 1 LOB: 1 BB: 0 P: 10	R: 0 E: 1 K: 0 S: 9	H: 2 LOB: 2 BB: 0 P: 13	R: 0 E: 0 K: 1 S: 6	H: 0 LOB: 0 BB: 0 P: 8	1B: 7 2B: 1 3B: 1 HR: 1	SF: 0 SAC: 1 DP: 0 HBP: 0	WP: 0 PB: 0 SB: 0 CS: 0	PA: 41
PITCHER	IP	WLS	BF	H	R	ER	SO	BB	IBB	HBP	BLK	WP	HR	S	P	ERA	WHIP					
Tim Belcher, R (1, 1) ERA: 10.38	4.1		23	6	5	5	3	4	0	0	0	0	1	50	92	10.38	2.308					
Mark Petkovsek, R (5, 1) ERA:	3.0		13	4	0	0	2	0	0	0	1	0	0	28	41	0.00	1.333					
Mike Holtz, L (8, 1) ERA:	0.2	W	2	0	0	0	0	0	0	0	0	0	0	3	4	0.00	0.000					
Troy Percival, R (9, 1) ERA:	1.0	S	3	0	0	0	1	0	0	0	0	0	0	6	8	0.00	0.000					

Cleveland Indians @ Anaheim Angels
Edison International Field, Anaheim, CA
Tue Apr 06 1999, 10:05 PM EDT
Att: 39,936 - Cloudy - 54 F

AB 36
R 5
H 10
RBI 4
BB 4
SO 6
LOB 19



Batter	1	2	3	4	5	6	7	8	9	AB	R	H	RBI	BB	SO	LOB	BOTTOM					
Darin Erstad, L (1, 7)	4-2 L7-4 1B BB		0-1 G6-3		2-1 L6		1-2 SF7			2	0	0	2	1	0	1						
Randy Velarde, R (1, 4) OBP: 0.500, SLG: 0.333	0-0 1B		0-1 F8		0-2 G6-3		2-3 S IBB			3	0	1	0	1	0	1						
Mo Vaughn, L (1, 3) Jeff Huson, L (6, 3)	2-2 F7		0-0 F7			0-2 P6		2-2 FC5-2		2	0	0	0	0	0	3						
Tim Salmon, R (1, 9) OBP: 0.500, SLG: 1.250	1-0 L7-4				3-2 HR		3-2 F7		2-2 16 1B	4	1	2	1	0	0	2						
16 Garret Anderson, L (1, 8) OBP: 0.500, SLG: 1.250		0-1 G5-3		0-0 HR		2-2 L8		2-2 2B 1B		4	2	2	1	0	0	0						
Todd Greene, R (1, 10)		2-1 G5-3		2-3 K			0-2 K		2-1 L5	4	0	0	0	0	2	1						
Troy Glaus, R (1, 5) OBP: 0.500, SLG: 0.750		0-1 G5-3		2-1 L9			1-1 1B 1B		2-2 2B	4	1	2	1	0	0	0						
Matt Walbeck, S (1, 2) OBP: 0.500, SLG: 0.500			1-1 1B G6-3 1B		1-3 K		0-0 1B SF7 1B		2-0 F7	4	2	2	0	0	1	1						
Andy Sheets, R (1, 6) OBP: 0.667, SLG: 0.667			3-2 1B G6-3 1B		0-3 K		1-1 SF7 FC5-2 1B			3	0	2	1	0	1	0						
Inning Stats	R: 0 E: 0 K: 0 S: 9	H: 1 LOB: 1 BB: 1 P: 16	R: 0 E: 0 K: 0 S: 6	H: 0 LOB: 0 BB: 0 P: 8	R: 1 E: 0 K: 0 S: 10	H: 2 LOB: 1 BB: 0 P: 14	R: 2 E: 0 K: 2 S: 13	H: 2 LOB: 0 BB: 0 P: 21	R: 0 E: 0 K: 0 S: 10	H: 0 LOB: 0 BB: 0 P: 10	R: 0 E: 0 K: 0 S: 10	H: 0 LOB: 0 BB: 0 P: 15	R: 2 E: 0 K: 1 S: 17	H: 3 LOB: 2 BB: 1 P: 26	R: 1 E: 0 K: 0 S: 14	H: 3 LOB: 1 BB: 0 P: 24	1B: 8 2B: 2 3B: 0 HR: 2	SF: 1 SAC: 0 DP: 1 HBP: 0	WP: 0 PB: 0 SB: 1 CS: 0	PA: 35		
PITCHER	IP	WLS	BF	H	R	ER	SO	BB	IBB	HBP	BLK	WP	HR	S	P	ERA	WHIP					
Jaret Wright, R (1, 1) ERA: 7.11	6.1		27	8	5	5	4	1	0	0	0	0	0	64	94	7.11	1.421					
Ricardo Rincon, L (7, 1) ERA:	0.2	B	3	0	0	0	0	0	1	0	0	0	0	9	16	0.00	0.000					
Steve Karsay, R (8, 1) ERA: 9.0	1.0	L	5	3	1	1	0	0	0	0	0	0	0	14	24	9.00	3.000					

Cleveland Indians @ Anaheim Angels
Edison International Field, Anaheim, CA
Tue Apr 06 1999, 10:05 PM EDT
Att: 39,936 - Cloudy - 54 F

AB 32
R 6
H 11
RBI 6
BB 2
SO 4
LOB 11



Batter	1	2	3	4	5	6	7	8	9	AB	R	H	RBI	BB	SO	LOB	TOP									
Kenny Lofton, L OBP: 0.500, SLG: 0.889 Jolbert Cabrera, R (9, PH) (9, 8)	1-1 F8	3-2 E6 1B		0-0 2B		1-3 K		2-2 1B 2B	0-3 K	5	2	2	0	0	1	1										
Omar Vizquel, S OBP: 0.500, SLG: 0.800 Enrique Wilson, S (9, PH) (9, 6)	2-0 2B 1B	3-2 1B		2-1 F8		0-1 G4-3		1-1 2B 1B	1-2 F8	5	2	3	4	0	0	2										
Roberto Alomar, S OBP: 0.200, SLG: 0.222	3-2 P5	1-1 G1-3			3-2 P4			1-2 1B 2B		5	1	1	0	0	0	2										
Manny Ramirez, R OBP: 0.400, SLG: 0.250	4-0 2B BB			2-2 G4-3		4-2 BB 1B		0-0 G3 1B		3	1	1	2	2	0	0										
Jim Thome, L OBP: 0.600, SLG: 0.571	1-0 2B			1-1 G5-4-3 1B		4-2 1B BB		0-1 G3		3	0	2	1	2	0	1										
Wil Cordero, R OBP: 0.444, SLG: 0.429	3-3 K			1-1 G5-4-3 1-2f		2-3 K		2-2 FC6-4 HBP		4	0	0	0	0	2	6										
Travis Fryman, R OBP: 0.333, SLG: 0.143		0-1 P3		4-1 FC5-4 BB		0-1 FC4-6 1B				3	1	1	1	2	1	2										
Richie Sexson, R OBP: 0.250, SLG: 0.250		2-0 1B		0-1 FC5-4 2B 1-2f		0-1 FC4-6 1-2f		3-1 FC4-6 1B	1-3 K	5	1	2	0	0	1	3										
Sandy Alomar Jr., R OBP: 0.375, SLG: 0.375		2-1 F7		0-3 K		3-2 F9		1-0 FC4-6 2B 1-2f 3-H	0-0 1B	5	1	1	1	0	1	3										
Inning Stats	R: 1 E: 0 K: 1 S: 11	H: 2 LOB: 2 BB: 1 P: 25	R: 2 E: 1 K: 0 S: 13	H: 2 LOB: 1 BB: 0 P: 24	R: 0 E: 0 K: 0 S: 10	H: 1 LOB: 0 BB: 0 P: 14	R: 0 E: 0 K: 1 S: 11	H: 1 LOB: 2 BB: 1 P: 17	R: 1 E: 0 K: 1 S: 18	H: 1 LOB: 0 BB: 2 P: 31	R: 0 E: 0 K: 0 S: 6	H: 0 LOB: 1 BB: 1 P: 13	R: 0 E: 0 K: 0 S: 6	H: 0 LOB: 1 BB: 1 P: 13	R: 5 E: 0 K: 1 S: 23	H: 5 LOB: 2 BB: 1 P: 39	R: 0 E: 0 K: 2 S: 10	H: 1 LOB: 1 BB: 0 P: 12	1B: 9 2B: 4 3B: 0 HR: 0	SF: 0 SAC: 0 DP: 1 HBP: 1	WP: 0 PB: 0 SB: 2 CS: 0	PA: 47				
PITCHER	IP	WLS	BF	H	R	ER	SO	BB	IBB	HBP	BLK	WP	HR	S	P	ERA	WHIP									
Ken Hill, R ERA: 4.15	(1, 1)	4.1	L	23	6	4	2	2	4	0	0	0	0	0	55	101	4.15	2.308								
Al Levine, R ERA:	(5, 1)	2.2		10	1	0	0	2	1	0	0	0	0	0	23	36	0.00	0.750								
Scott Schoeneweis, L ERA: 135.9	(8, 1)	0.1		6	4	5	5	0	1	0	0	0	0	15	27	135.00	15.000									
Mike Magnante, L ERA:	(8, 1)	1.2		8	2	0	0	3	0	0	1	0	0	0	18	24	0.00	1.200								

Cleveland Indians @ Anaheim Angels
Edison International Field, Anaheim, CA
Wed Apr 07 1999, 10:35 PM EDT
Att: 21,689 - Cloudy - 58 F

AB 40
R 9
H 13
RBI 9
BB 6
SO 7
LOB 22



Batter	1	2	3	4	5	6	7	8	9	AB	R	H	RBI	BB	SO	LOB	BOTTOM									
Orlando Palmeiro, L (1, 7)	1-3 K F8 1B		0-3 K		3-2 G6-3			0-3 K		4	1	0	0	0	3	1										
Randy Velarde, R OBP: 0.500, SLG: 0.429	1-3 K		1-2 CS 1B			1-3 K		0-1 DI 1B		4	0	2	0	0	2	1										
Darin Erstad, L (1, 3)	0-1 F8		2-3 K			0-0 G3-1		3-1 G3-1		4	0	0	0	0	1	3										
Tim Salmon, R OBP: 0.500, SLG: 0.857	1-0 FC5-4 1B		2-0 CS		1-3 K		4-2 BB		0-0 F8	3	0	1	1	1	1	0										
16 Garret Anderson, L OBP: 0.250, SLG: 0.625	1-1 FC5-4			0-0 F7		0-0 G4-3		3-2 F7		4	0	0	0	0	0	2										
Todd Greene, R OBP: 0.250, SLG: 0.143		2-0 1B		3-3 K			1-0 F9		4-2 BB	3	0	1	0	1	1	0										
Troy Glaus, R OBP: 0.375, SLG: 0.429		1-3 K			4-1 WP G4-3 BB		0-2 G5-3		0-0 P3	3	0	0	0	1	1	2										
Matt Walbeck, S OBP: 0.286, SLG: 0.286		2-3 K			3-1 G4-3		0-0 G4-3			3	0	0	0	0	1	2										
Andy Sheets, R OBP: 0.333, SLG: 0.333		0-1 F8			2-3 K2-3			2-3 K		3	0	0	0	0	2	2										
Inning Stats	R: 1 E: 1 K: 2 S: 11	H: 1 LOB: 1 BB: 0 P: 15	R: 0 E: 0 K: 2 S: 9	H: 1 LOB: 0 BB: 0 P: 14	R: 0 E: 0 K: 2 S: 9	H: 1 LOB: 0 BB: 0 P: 14	R: 0 E: 0 K: 2 S: 7	H: 0 LOB: 0 BB: 0 P: 11	R: 0 E: 0 K: 1 S: 9	H: 0 LOB: 1 BB: 1 P: 21	R: 0 E: 0 K: 1 S: 9	H: 0 LOB: 1 BB: 1 P: 14	R: 0 E: 0 K: 0 S: 5	H: 0 LOB: 0 BB: 0 P: 6	R: 0 E: 0 K: 2 S: 10	H: 1 LOB: 1 BB: 0 P: 15	R: 0 E: 0 K: 0 S: 7	H: 0 LOB: 1 BB: 1 P: 14	1B: 4 2B: 0 3B: 0 HR: 0	SF: 0 SAC: 0 DP: 0 HBP: 0	WP: 1 PB: 0 SB: 0 CS: 1	PA: 35				
PITCHER	IP	WLS	BF	H	R	ER	SO	BB	IBB	HBP	BLK	WP	HR	S	P	ERA	WHIP									
Dave Burba, R ERA:	(1, 1)	6.0	W	23	3	1	0	10	2	0	0	0	0	0	54	89	0.00	0.833								
Steve Reed, R ERA:	(7, 1)	2.0	H	7	1	0	0	2	0	0	0	0	0	15	21	0.00	0.500									
Michael Jackson, R ERA:	(9, 1)	1.0		4	0	0	0	0	1	0	0	0	0	7	14	0.00	1.000									

Cleveland Indians @ Anaheim Angels
Edison International Field, Anaheim, CA
Wed Apr 07 1999, 10:35 PM EDT
Att: 21,689 - Cloudy - 58 F

AB 31
R 1
H 4
RBI 1
BB 3
SO 12
LOB 13



Batter	1	2	3	4	5	6	7	8	9	AB	R	H	RBI	BB	SO	LOB	TOP							
Orlando Palmeiro, L OBP: 0.083, SLG: 0.333 (1, 7)										4	1	1	1	0	0	3								
Randy Velarde, R OBP: 0.412, SLG: 0.400 (1, 4)										5	2	2	1	0	1	1								
Darin Erstad, L OBP: 0.235, SLG: 0.333 (1, 3)										5	1	2	0	0	1	1								
Tim Salmon, R OBP: 0.412, SLG: 0.813 (1, 9)										5	1	2	2	0	2	3								
16 Garret Anderson, L OBP: 0.118, SLG: 0.294 (1, 8)										5	0	0	0	0	2	4								
Troy Glas, R OBP: 0.429, SLG: 0.769 (1, 5)										4	1	2	2	0	0	0								
Todd Greene, R OBP: 0.200, SLG: 0.357 (1, 10)										4	1	1	2	0	0	2								
Charlie O'Brien, R (1, 2)										4	0	0	0	0	0	1								
Andy Sheets, R OBP: 0.500, SLG: 0.545 (1, 6)										3	1	2	0	1	1	0								
Inning Stats	R: 1 E: 0 K: 1 S: 13	H: 2 LOB: 1 BB: 0 P: 20	R: 2 E: 0 K: 1 S: 12	H: 2 LOB: 0 BB: 0 P: 18	R: 2 E: 0 K: 0 S: 12	H: 3 LOB: 1 BB: 0 P: 19	R: 0 E: 0 K: 1 S: 12	H: 1 LOB: 1 BB: 0 P: 14	R: 0 E: 0 K: 2 S: 9	H: 0 LOB: 0 BB: 0 P: 14	R: 0 E: 0 K: 0 S: 6	H: 0 LOB: 0 BB: 0 P: 8	R: 3 E: 0 K: 0 S: 13	H: 3 LOB: 0 BB: 0 P: 18	R: 0 E: 1 K: 0 S: 5	H: 0 LOB: 2 BB: 1 P: 12	R: 0 E: 0 K: 2 S: 11	H: 1 LOB: 1 BB: 0 P: 18	1B: 4 2B: 5 3B: 0 HR: 3	SF: 0 SAC: 1 DP: 0 HBP: 0	WP: 0 PB: 0 SB: 0 CS: 0	PA: 41		
PITCHER	IP	WLS	BF	H	R	ER	SO	BB	IBB	HBP	BLK	WP	HR	S	P	ERA	WHIP							
John Burkett, R ERA: 16.88 (1, 1)	2.2	L	15	7	5	5	2	0	0	0	0	0	2	34	53	16.88	2.625							
Esteban Loaiza, R ERA: 8.53 (3, 1)	4.1		17	4	3	3	3	0	0	0	0	0	1	43	58	6.23	0.923							
Mike Munoz, L ERA: (8, 1)	2.0		9	1	0	0	2	1	0	0	0	0	0	16	30	0.00	1.000							

Anaheim Angels @ Texas Rangers
The Ballpark at Arlington, Arlington, TX
Fri Apr 09 1999, 8:35 PM EDT
Att: 31,633 - Unknown - 80 F

AB 39
R 8
H 12
RBI 8
BB 1
SO 7
LOB 15



Batter	1	2	3	4	5	6	7	8	9	AB	R	H	RBI	BB	SO	LOB	BOTTOM							
Mark McLemore, S OBP: 0.500, SLG: 0.750 (1, 4)										4	1	2	0	0	2	0								
Ivan Rodriguez, R OBP: 0.389, SLG: 0.529 (1, 2)										4	1	2	1	0	1	3								
29 Rusty Greer, L OBP: 0.389, SLG: 0.438 (1, 7)										3	0	1	1	1	0	1								
Juan Gonzalez, R OBP: 0.444, SLG: 0.471 (1, 9)										4	0	1	1	0	0	2								
Rafael Palmeiro, L OBP: 0.294, SLG: 0.467 (1, 10)										4	0	0	0	0	1	2								
Todd Zeile, R OBP: 0.529, SLG: 0.867 (1, 5)										4	1	1	1	0	1	2								
Roberto Kelly, R OBP: 0.571, SLG: 1.000 (1, 8)										3	0	2	0	0	0	0								
Tom Goodwin, L OBP: 0.200, SLG: 0.300 (9, PH)										1	0	0	0	0	1	0								
Lee Stevens, L OBP: 0.412, SLG: 0.667 (1, 3)										4	0	0	0	0	1	2								
Jon Shave, R OBP: 0.333, SLG: 0.333 (1, 6)										3	1	1	0	0	0	0								
Luis Alicea, S OBP: 0.286, SLG: 0.091 (9, PH)										1	0	0	0	0	1	0								
Inning Stats	R: 0 E: 0 K: 1 S: 9	H: 1 LOB: 1 BB: 1 P: 18	R: 1 E: 0 K: 0 S: 13	H: 2 LOB: 0 BB: 0 P: 19	R: 2 E: 0 K: 1 S: 14	H: 4 LOB: 2 BB: 0 P: 18	R: 0 E: 0 K: 1 S: 6	H: 0 LOB: 0 BB: 0 P: 9	R: 1 E: 1 K: 1 S: 11	H: 1 LOB: 0 BB: 0 P: 14	R: 0 E: 0 K: 1 S: 8	H: 1 LOB: 1 BB: 0 P: 13	R: 0 E: 0 K: 1 S: 7	H: 1 LOB: 1 BB: 0 P: 9	R: 0 E: 0 K: 0 S: 9	H: 0 LOB: 0 BB: 0 P: 17	R: 0 E: 0 K: 2 S: 10	H: 0 LOB: 0 BB: 0 P: 15	1B: 7 2B: 1 3B: 0 HR: 2	SF: 0 SAC: 0 DP: 1 HBP: 0	WP: 1 PB: 0 SB: 1 CS: 0	PA: 37		
PITCHER	IP	WLS	BF	H	R	ER	SO	BB	IBB	HBP	BLK	WP	HR	S	P	ERA	WHIP							
Chuck Finley, L ERA: 6.0 (1, 1)	6.0	W	26	9	4	4	5	1	0	0	0	0	2	61	91	6.00	1.667							
Mark Petkovsek, R ERA: (7, 1)	2.0		7	1	0	0	1	0	0	0	0	0	0	16	26	0.00	0.500							
Troy Percival, R ERA: (9, 1)	1.0		3	0	0	0	2	0	0	0	0	0	0	10	15	0.00	0.000							

Anaheim Angels @ Texas Rangers
The Ballpark at Arlington, Arlington, TX
Fri Apr 09 1999, 8:35 PM EDT
Att: 31,633 - Unknown - 80 F

AB 35
R 4
H 10
RBI 4
BB 1
SO 8
LOB 12



Batter	1	2	3	4	5	6	7	8	9	AB	R	H	RBI	BB	SO	LOB	TOP										
Orlando Palmeiro, L OBP: 0.167, SLG: 0.333 (1, 7)	1-2 G3-6-3 1B	1-0		2-2 F8		0-0 F7	2-2 F8		3-2 G6-3	6	1	2	1	0	0	3											
Randy Velarde, R OBP: 0.476, SLG: 0.476 (1, 4)	0-1 G3-6-3 1B	1-3 3-H		3-2		0-1 16 WP 16 G3 1B	1-1		0-1 G1-3	6	1	4	2	0	1	2											
Darin Erstad, L OBP: 0.227, SLG: 0.350 (1, 3)	2-1 G3-6-3 1B			2-2 F8 16 SF7 2B		2-2 G3	1-1 F8			5	1	1	0	0	0	5											
Tim Salmon, R OBP: 0.455, SLG: 0.737 (1, 9)	4-2 16 CS BB			0-0 F8		0-1 16 1B	4-2 16 WP 16 1B		0-2 G4-3	3	2	1	0	2	0	1											
16 Garret Anderson, L OBP: 0.273, SLG: 0.429 (1, 8)	SAFE CS	3-2 BB G3-6-3 1B	1-0	2-0 SF7		0-0 1B	2-0 2B 1B		0-0 G6-3 1B	4	2	4	3	0	0	0											
Troy Glaus, R OBP: 0.421, SLG: 0.722 (1, 5)		0-2 G3-6-3 BB 1B	3-0 G4-3		0-3 K	3-1 2B			2-1 G6-3	5	1	2	0	0	1	3											
Todd Greene, R OBP: 0.300, SLG: 0.389 (1, 10)		4-1 G3-6-3 BB		3-3 K		0-0 1B	0-3 K		0-1 2-H 1B	4	0	2	2	1	2	2											
Matt Walbeck, S OBP: 0.333, SLG: 0.333 (1, 2)		2-2 G3-6-3		0-1 1B		2-3 K			1-1 1B	5	1	2	0	0	1	5											
Andy Sheets, R OBP: 0.471, SLG: 0.467 (1, 6)		4-0 1B BB		0-0 1B		0-0 G4-3			1-2 L8	4	1	1	0	1	0	3											
Inning Stats	R: 1 E: 0 K: 0 S: 16	H: 2 LOB: 0 BB: 1 P: 26	R: 2 E: 0 K: 1 S: 12	H: 3 LOB: 2 BB: 2 P: 25	R: 1 E: 0 K: 0 S: 4	H: 1 LOB: 0 BB: 0 P: 10	R: 2 E: 0 K: 1 S: 16	H: 3 LOB: 1 BB: 0 P: 26	R: 1 E: 0 K: 2 S: 15	H: 3 LOB: 2 BB: 1 P: 26	R: 0 E: 0 K: 0 S: 12	H: 2 LOB: 1 BB: 0 P: 18	R: 1 E: 0 K: 0 S: 9	H: 2 LOB: 0 BB: 0 P: 12	R: 0 E: 0 K: 0 S: 9	H: 0 LOB: 0 BB: 0 P: 14	1B: 17 2B: 2 3B: 0 HR: 0	SF: 1 SAC: 0 DP: 2 HBP: 0	WP: 1 PB: 0 SB: 0 CS: 1	PA: 48							
PITCHER	IP	WLS	BF	H	R	ER	SO	BB	IBB	HBP	BLK	WP	HR	S	P	ERA	WHIP										
Rick Helling, R ERA: 14.85 (1, 1)	3.2	L	20	9	6	6	2	3	0	0	0	0	0	45	82	14.73	3.273										
Mike Morgan, R ERA: 1.29 (4, 1)	1.1		7	3	1	1	2	0	0	0	0	0	0	15	19	6.75	2.250										
Eric Gunderson, L ERA: 7.71 (6, 1)	2.0		12	5	2	2	1	1	0	0	0	1	0	27	44	9.00	3.000										
Danny Patterson, R ERA: 3.86 (8, 1)	1.0		5	2	1	1	0	0	0	0	0	0	0	9	12	9.00	2.000										
Mike Munoz, L ERA: (9, 1)	1.0		3	0	0	0	0	0	0	0	0	0	0	9	14	0.00	0.000										

Anaheim Angels @ Texas Rangers
The Ballpark at Arlington, Arlington, TX
Sat Apr 10 1999, 8:35 PM EDT
Att: 37,974 - Cloudy - 76 F

AB	42
R	10
H	19
RBI	8
BB	4
SO	5
LOB	24



Batter	1	2	3	4	5	6	7	8	9	AB	R	H	RBI	BB	SO	LOB	BOTTOM										
Tom Goodwin, L OBP: 0.214, SLG: 0.286 (1, 8)	1-2 G6-3			1-0 29 G3-1 1B		1-1 L9			2-2 G1-3	4	0	1	0	0	0	1											
Mark McLemore, S OBP: 0.250, SLG: 0.375 (1, 4)	2-2 G1-3			3-1 SAFE SAFE SAFE L9		3-1 G1-3			0-0 F8	4	0	0	0	0	0	2											
29 Rusty Greer, L OBP: 0.353, SLG: 0.368 Gregg Zaun, S (1, 7) (8, 2)	0-2 P5			3-2 G3-1		2-2 F7			1-0 F9	3	0	0	0	0	0	1											
Juan Gonzalez, R OBP: 0.381, SLG: 0.400 Roberto Kelly, R OBP: 0.571, SLG: 1.000 (1, 9) (8, 9)		3-2 L8		1-3 K		1-3 K				3	0	0	0	0	2	1											
Rafael Palmeiro, L OBP: 0.300, SLG: 0.444 (1, 10)		2-1 F8				2-2 G4-6-3 1B			1-1 P7	3	0	1	0	0	0	0											
Ivan Rodriguez, R OBP: 0.350, SLG: 0.474 Scarborough Green, S (1, 2) (8, 7)		0-1 G6-3				0-1 G4-6-3			0-0 L7	2	0	0	0	0	0	1											
Todd Zeile, R OBP: 0.500, SLG: 0.765 (1, 5)				0-2 G1-3		3-1 G1-3			4-0 BB	2	0	0	0	1	0	0											
Lee Stevens, L OBP: 0.350, SLG: 0.556 (1, 3)				1-0 G3					2-3 G6-3	3	0	0	0	0	1	1											
Jon Shave, R OBP: 0.333, SLG: 0.333 (1, 6)				1-0 G1-3					0-0 F8	3	0	1	0	0	0	1											
Inning Stats	R: 0 E: 0 K: 0 S: 9	H: 0 LOB: 0 BB: 0 P: 12	R: 0 E: 0 K: 0 S: 7	H: 0 LOB: 0 BB: 0 P: 12	R: 0 E: 0 K: 0 S: 5	H: 0 LOB: 0 BB: 0 P: 7	R: 0 E: 0 K: 1 S: 11	H: 1 LOB: 1 BB: 0 P: 19	R: 0 E: 0 K: 0 S: 7	H: 1 LOB: 0 BB: 0 P: 12	R: 0 E: 0 K: 0 S: 9	H: 1 LOB: 1 BB: 0 P: 17	R: 0 E: 0 K: 1 S: 8	H: 0 LOB: 0 BB: 0 P: 12	R: 0 E: 0 K: 1 S: 5	H: 0 LOB: 1 BB: 1 P: 11	R: 0 E: 0 K: 0 S: 5	H: 0 LOB: 0 BB: 0 P: 8	1B: 3 2B: 0 3B: 0 HR: 0	SF: 0 SAC: 0 DP: 1 HBP: 0	WP: 0 PB: 0 SB: 0 CS: 0	PA: 30					
PITCHER	IP	WLS	BF	H	R	ER	SO	BB	IBB	HBP	BLK	WP	HR	S	P	ERA	WHIP										
Omar Olivares, R ERA: (1, 1)	7.1	W	25	3	0	0	2	1	0	0	0	0	0	57	96	0.00	0.545										
Mike Magnante, L ERA: (8, 1)	0.2		2	0	0	0	1	0	0	0	0	0	0	4	6	0.00	0.000										
Shigetoshi Hasegawa, R ERA: 6.0 (9, 1)	1.0		3	0	0	0	0	0	0	0	0	0	0	5	8	0.00	0.000										

Anaheim Angels @ Texas Rangers
The Ballpark at Arlington, Arlington, TX
Sat Apr 10 1999, 8:35 PM EDT
Att: 37,974 - Cloudy - 76 F

AB	29
R	0
H	3
RBI	0
BB	1
SO	3
LOB	8



Batter	1	2	3	4	5	6	7	8	9	AB	R	H	RBI	BB	SO	LOB	TOP										
Orlando Palmeiro, L OBP: 0.174, SLG: 0.304	1-1 G5-3		3-2 E6 3B		3-2 P6	1-1 1B			1-2 G4-3	5	1	1	0	0	0	0											
Randy Velarde, R OBP: 0.464, SLG: 0.538	0-3 K		0-0 3B		0-2 G6-3 1B	0-0 FC5			2-3 K	5	0	2	1	0	2	2											
Darin Erstad, L OBP: 0.259, SLG: 0.304	4-1 FC5-4 BB		1-3 K		2-2 G6-3 1-2		2-1 F8		4-2 DI BB	3	0	0	0	2	1	2											
Tim Salmon, R OBP: 0.407, SLG: 0.609	2-0 FC5-4 1-2		3-3 K		4-1 BB		3-1 G5-3		0-2 F8	4	0	0	0	1	1	3											
16 Garret Anderson, L OBP: 0.269, SLG: 0.375		0-3 K2-3			2-3 K					3	0	0	0	1	3	2											
Troy Glaus, R OBP: 0.435, SLG: 0.864		0-1 WP 2B			1-0 HR				0-1 F9	4	2	2	1	0	1	2											
Chris Pritchett, L (1, 10)		3-2 E6 2-3			0-3 K2-3				2-1 G6-3	4	0	0	0	0	1	1											
Matt Walbeck, S OBP: 0.313, SLG: 0.267		1-3 K			0-1 G4-3				4-1 BB	3	0	0	0	1	1	2											
Andy Sheets, R OBP: 0.429, SLG: 0.421		0-3 K			1-3 K				0-1 G5-3	4	0	1	0	0	2	2											
Inning Stats	R: 0 E: 0 K: 1 S: 7	H: 0 LOB: 1 BB: 1 P: 14	R: 1 E: 1 K: 3 S: 15	H: 1 LOB: 1 BB: 0 P: 19	R: 1 E: 1 K: 3 S: 23	H: 1 LOB: 2 BB: 1 P: 35	R: 0 E: 0 K: 1 S: 10	H: 0 LOB: 0 BB: 0 P: 13	R: 0 E: 0 K: 1 S: 14	H: 1 LOB: 2 BB: 1 P: 25	R: 1 E: 0 K: 1 S: 13	H: 3 LOB: 2 BB: 0 P: 19	R: 0 E: 0 K: 1 S: 7	H: 0 LOB: 0 BB: 0 P: 14	R: 0 E: 0 K: 0 S: 7	H: 0 LOB: 1 BB: 1 P: 13	R: 0 E: 0 K: 1 S: 13	H: 0 LOB: 1 BB: 1 P: 20	1B: 3 2B: 1 3B: 1 HR: 1	SF: 0 SAC: 0 DP: 0 HBP: 0	WP: 1 PB: 0 SB: 0 CS: 0	PA: 40					
PITCHER	IP	WLS	BF	H	R	ER	SO	BB	IBB	HBP	BLK	WP	HR	S	P	ERA	WHIP										
Aaron Sele, R ERA: 0.71	5.2	W	27	5	3	1	10	3	0	0	0	1	1	79	121	1.59	1.412										
Mike Munoz, L ERA	0.0		1	1	0	0	0	0	0	0	0	0	0	2	3	∞	∞										
Tim Crabtree, R ERA: 8.1	2.1	H	8	0	0	0	1	1	0	0	0	0	0	15	28	0.00	0.429										
John Wetteland, R ERA	1.0	S	4	0	0	0	1	1	0	0	0	0	0	13	20	0.00	1.000										

Anaheim Angels @ Texas Rangers
The Ballpark at Arlington, Arlington, TX
Sun Apr 11 1999, 7:05 PM EDT
Att: 23,175 - Cloudy - 77 F

AB 35
R 3
H 6
RBI 2
BB 5
SO 12
LOB 16



Batter	1	2	3	4	5	6	7	8	9	AB	R	H	RBI	BB	SO	LOB	BOTTOM										
Tom Goodwin, L OBP: 0.263, SLG: 0.389	3-2 3B		1-2 FC6-4		2-2 G5-3				3-3 K	4	1	1	0	1	1	4											
Mark McLemore, S OBP: 0.385, SLG: 0.583	1-1 29 SF8 3B		4-2 29 G4-6-3 BB		1-1 G5-4-3 29 1B			0-0 P5	2-0 G6-3	4	1	2	1	1	0	2											
29 Rusty Greer, L OBP: 0.320, SLG: 0.364	1-0 SF8		0-0 G4-6-3		2-0 G5-4-3 1B			3-2 F7		3	0	1	1	0	0	2											
Juan Gonzalez, R OBP: 0.400, SLG: 0.458	2-2 1B 2B		0-1 1B 1B		1-0 G5-4-3			1-0 F8		4	2	2	0	0	0	2											
Rafael Palmeiro, L OBP: 0.333, SLG: 0.455	1-0 2B 1B		2-2 1B FC4-6 1B		0-3 K			2-1 G1-3		4	1	2	1	0	1	1											
Ivan Rodriguez, R OBP: 0.333, SLG: 0.435	1-0 F8		1-2 FC4-6 1B		1-0 E7 G4-3 1B			2-1 G6-3		4	1	1	0	0	0	1											
Todd Zeile, R OBP: 0.500, SLG: 0.762	1-1 2B		1-2 FC4-6 1B		1-1 G4-3			2-1 G4-3		4	0	2	1	0	0	1											
Lee Stevens, L OBP: 0.333, SLG: 0.476	0-0 G3		1-2 FC4-6 FC6-4		4-1 G5-3 1B			2-1 G1-3		3	0	0	1	1	0	4											
Jon Shave, R OBP: 0.308, SLG: 0.308			0-1 F8		2-2 G5-3 1B				0-0 G5-3	4	0	1	1	0	1	2											
Inning Stats	R: 3 E: 0 K: 0 S: 14	H: 5 LOB: 2 BB: 0 P: 24	R: 0 E: 0 K: 0 S: 6	H: 0 LOB: 1 BB: 2 P: 14	R: 2 E: 0 K: 1 S: 22	H: 4 LOB: 2 BB: 0 P: 31	R: 0 E: 0 K: 1 S: 7	H: 2 LOB: 1 BB: 0 P: 11	R: 1 E: 1 K: 0 S: 11	H: 1 LOB: 1 BB: 1 P: 21	R: 0 E: 0 K: 0 S: 6	H: 0 LOB: 0 BB: 0 P: 12	R: 0 E: 0 K: 0 S: 6	H: 0 LOB: 0 BB: 0 P: 12	R: 0 E: 0 K: 1 S: 5	H: 0 LOB: 0 BB: 0 P: 10	R: 0 E: 0 K: 1 S: 5	H: 0 LOB: 0 BB: 0 P: 10	1B: 8 2B: 2 3B: 2 HR: 0	SF: 1 SAC: 0 DP: 2 HBP: 0	WP: 0 PB: 0 SB: 1 CS: 0	PA: 38					
PITCHER	IP	WLS	BF	H	R	ER	SO	BB	IBB	HBP	BLK	WP	HR	S	P	ERA	WHIP										
Tim Lincecum, R ERA: 12.27	3.0	L	21	11	5	5	1	2	0	0	0	0	0	45	75	15.00	4.333										
Al Levine, R ERA	4.0		14	1	1	0	1	1	0	0	0	0	0	27	50	0.00	0.500										
Scott Schoeneweis, L ERA: 13.5	1.0		3	0	0	0	1	0	0	0	0	0	0	5	10	0.00	0.000										

Anaheim Angels @ Texas Rangers
The Ballpark at Arlington, Arlington, TX
Sun Apr 11 1999, 7:05 PM EDT
Att: 23,175 - Cloudy - 77 F

AB 34
R 6
H 12
RBI 6
BB 3
SO 3
LOB 19



Batter	1	2	3	4	5	6	7	8	9	AB	R	H	RBI	BB	SO	LOB	TOP					
Jeff Huson, L OBP: 0.125, SLG: 0.125	G4-3		F9				F9		G4-3	5	0	1	0	0	0	3						
Randy Velarde, R OBP: 0.421, SLG: 0.500	K			G4-3	P8			G5-3		4	0	0	0	0	1	2						
Darin Erstad, L OBP: 0.297, SLG: 0.344	P7			K		L9		G4-3		4	0	0	0	0	1	0						
Tim Salmon, R OBP: 0.500, SLG: 0.700						G1-3				2	1	1	0	2	0	0						
16 Garret Anderson, L OBP: 0.286, SLG: 0.406	FC5-4			E9		G6-3				4	0	2	0	0	0	1						
Troy Glas, R OBP: 0.469, SLG: 0.903	G6-4-3			G5-3			G6-3			4	0	1	1	0	0	3						
Todd Greene, R OBP: 0.321, SLG: 0.462			G4-3				G6-3		F7	4	1	2	0	0	0	2						
Matt Walbeck, S OBP: 0.350, SLG: 0.278			G4-3			F8				3	0	1	0	0	0	2						
Otlando Palmeiro, L OBP: 0.207, SLG: 0.310										0	0	0	0	0	0	0						
Andy Sheets, R OBP: 0.400, SLG: 0.429			G4-3			F9			G6-3	4	0	1	1	0	0	2						
Inning Stats	R: 0 E: 0 K: 1 S: 7	H: 0 LOB: 0 BB: 0 P: 10	R: 0 E: 0 K: 0 S: 8	H: 0 LOB: 0 BB: 1 P: 14	R: 1 E: 0 K: 0 S: 6	H: 1 LOB: 0 BB: 0 P: 8	R: 0 E: 1 K: 1 S: 13	H: 1 LOB: 2 BB: 1 P: 26	R: 0 E: 0 K: 0 S: 6	H: 0 LOB: 0 BB: 0 P: 8	R: 0 E: 0 K: 0 S: 8	H: 2 LOB: 2 BB: 0 P: 21	R: 0 E: 0 K: 0 S: 8	H: 2 LOB: 2 BB: 0 P: 10	R: 1 E: 0 K: 0 S: 14	H: 3 LOB: 2 BB: 0 P: 21	R: 0 E: 0 K: 0 S: 12	H: 0 LOB: 1 BB: 0 P: 18	1B: 7 2B: 2 3B: 0 HR: 0	SF: 0 SAC: 0 DP: 1 HBP: 1	WP: 0 PB: 0 SB: 0 CS: 1	PA: 37
PITCHER	IP	WLS	BF	H	R	ER	SO	BB	IBB	HBP	BLK	WP	HR	S	P	ERA	WHIP					
Mike Oquist, R ERA: 1.5	(1, 1)	6.0	W	23	4	1	1	2	2	0	0	0	0	53	87	1.50	1.000					
Doug Jones, R ERA: 1.42	(7, 1)	2.0	H	11	5	1	1	0	0	0	0	0	0	22	31	4.50	2.500					
Billy Taylor, R ERA: 3.0	(9, 1)	1.0	S	3	0	0	0	0	0	0	1	0	0	12	18	0.00	0.000					

Anaheim Angels @ Oakland Athletics
Network Associates Coliseum, Oakland, CA
Tue Apr 13 1999, 10:05 PM EDT
Att. 5,377 - Unknown - 73 F

AB 34
R 2
H 9
RBI 2
BB 2
SO 2
LOB 15



Batter	1	2	3	4	5	6	7	8	9	AB	R	H	RBI	BB	SO	LOB	BOTTOM				
Tony Phillips, S OBP: 0.306, SLG: 0.533	1B	G3		G3-1		K				3	1	0	0	1	1	1					
Jason McDonald, S OBP: 0.417, SLG: 0.364	PB			K			F8			4	1	2	0	0	1	0					
Jason Giambi, L OBP: 0.303, SLG: 0.179	K	G3			F7		P6			4	0	0	0	0	1	3					
Matt Stairs, L OBP: 0.286, SLG: 0.385	WP				E6		G3			4	1	2	2	0	0	0					
John Jaha, R OBP: 0.296, SLG: 0.522	WP			K				F9		3	0	1	0	1	1	1					
Ben Grievie, L OBP: 0.208, SLG: 0.261									F8	3	0	1	0	1	1	2					
Jorge Velandia, R										0	0	0	0	0	0	0					
3 Eric Chavez, L OBP: 0.238, SLG: 0.250	P5				P6				G4-3	4	0	0	0	0	0	4					
Mike Macfarlane, R OBP: 0.250, SLG: 0.273	F8				K2-3					3	0	1	0	0	1	4					
Miguel Tejada, R OBP: 0.407, SLG: 0.520		G6-3								3	0	0	0	0	1	1					
Inning Stats	R: 3 E: 1 K: 1 S: 20	H: 3 LOB: 2 BB: 2 P: 39	R: 0 E: 0 K: 0 S: 8	H: 1 LOB: 1 BB: 0 P: 16	R: 0 E: 0 K: 2 S: 16	H: 2 LOB: 2 BB: 0 P: 22	R: 0 E: 0 K: 2 S: 10	H: 0 LOB: 0 BB: 0 P: 16	R: 0 E: 1 K: 1 S: 10	H: 0 LOB: 2 BB: 1 P: 20	R: 0 E: 0 K: 1 S: 10	H: 1 LOB: 1 BB: 0 P: 18	R: 0 E: 0 K: 0 S: 8	H: 0 LOB: 0 BB: 0 P: 12	R: 0 E: 0 K: 0 S: 10	H: 0 LOB: 0 BB: 0 P: 16	1B: 7 2B: 1 3B: 0 HR: 0	SF: 0 SAC: 0 DP: 1 HBP: 0	WP: 2 PB: 1 SB: 0 CS: 1	PA: 34	
PITCHER	IP	WLS	BF	H	R	ER	SO	BB	IBB	HBP	BLK	WP	HR	S	P	ERA	WHIP				
Steve Sparks, R ERA: 7.2	(1, 1)	6.0	L	28	7	3	2	7	3	0	0	0	0	74	131	3.00	1.667				
Scott Schoeneweis, L ERA: 8.44	(7, 1)	2.0		6	0	0	0	0	0	0	0	0	0	18	28	0.00	0.000				

Anaheim Angels @ Oakland Athletics
Network Associates Coliseum, Oakland, CA
Tue Apr 13 1999, 10:05 PM EDT
Att. 5,377 - Unknown - 73 F

AB 31
R 3
H 7
RBI 2
BB 3
SO 7
LOB 16



Batter	1	2	3	4	5	6	7	8	9	AB	R	H	RBI	BB	SO	LOB	TOP								
Orlando Palmeiro, L OBP: 0.257, SLG: 0.371	1-1 F9	0-0 1B		2-2 P4		1-0 HR HBP 1B	1-2 1B 2B		0-1 F7	6	2	3	0	0	0	0									
Randy Velarde, R OBP: 0.413, SLG: 0.465 Jeff Huson, L OBP: 0.182, SLG: 0.182	0-0 G4-3 2B 1B	0-1 F7		1-0 F8		1-0 HR HBP	1-1 G6-3 1B 1B		0-1 G4-3	3	2	1	0	0	0	1									
Darin Erstad, L OBP: 0.362, SLG: 0.405	3-2 G4-3		1-0 BB 1B	1-2 G6-3		2-3 K	0-0 G6-3 1B		2-0 BB 1B	6	1	3	1	0	1	4									
Tim Salmon, R OBP: 0.500, SLG: 0.816	0-0 16 1B 2H 2B		4-2 16 1B BB		0-0 HR	0-0 HR	0-0 G6-3		4-1 BB	4	3	3	6	2	0	2									
16 Garret Anderson, L OBP: 0.311, SLG: 0.390	0-0 HBP 2-3 1B		0-1 1B G6-3 1B	1-2 2H G6-3 1B		1-0 G6-3	4-2 BB 1B BB		0-0 G1	5	2	2	1	1	0	3									
Troy Glas, R OBP: 0.488, SLG: 0.806	3-2 HBP 1-2 HBP		3-2 F7 G6-3 1B	0-0 G5-3		4-1 1B BB			1-3 K	3	0	1	1	1	1	0									
Todd Greene, R OBP: 0.306, SLG: 0.500	0-3 K		1-2 G6-3	1-2 HR		1-2 G6-3	0-0 F7		0-0 P5	5	1	1	2	0	1	6									
Matt Walbeck, S OBP: 0.346, SLG: 0.292		0-3 K	0-0 F7	1-0 G4-3		0-0 G4-3	0-0 1B		1-0 1B	5	0	2	1	0	1	1									
Andy Sheets, R OBP: 0.368, SLG: 0.417	0-1 F9		0-0 F8			0-0 2B F9			0-3 K	5	1	1	0	0	1	4									
Inning Stats	R: 1 E: 0 K: 1 S: 13	H: 3 LOB: 3 BB: 0 P: 20	R: 0 E: 0 K: 1 S: 8	H: 1 LOB: 1 BB: 0 P: 8	R: 3 E: 0 K: 0 S: 14	H: 3 LOB: 1 BB: 1 P: 23	R: 0 E: 0 K: 0 S: 7	H: 0 LOB: 0 BB: 0 P: 11	R: 2 E: 0 K: 0 S: 7	H: 2 LOB: 0 BB: 0 P: 10	R: 5 E: 0 K: 1 S: 15	H: 4 LOB: 2 BB: 2 P: 29	R: 1 E: 0 K: 0 S: 9	H: 3 LOB: 1 BB: 0 P: 11	R: 0 E: 0 K: 2 S: 8	H: 1 LOB: 1 BB: 1 P: 10	R: 0 E: 0 K: 0 S: 8	H: 1 LOB: 2 BB: 1 P: 15	1B: 12 2B: 3 3B: 0 HR: 3	SF: 0 SAC: 0 DP: 1 HBP: 2	WP: 0 PB: 0 SB: 0 CS: 0	PA: 50			
PITCHER	IP WLS BF H R ER SO BB IBB HBP BLK WP HR S P ERA WHIP	4.2 L 25 9 6 6 2 1 0 1 0 0 2 48 70 11.57 2.143	3.1 20 8 6 6 3 2 0 1 0 0 1 33 52 16.20 3.000	1.0 5 1 0 0 0 1 0 0 0 0 0 8 15 0.00 2.000																					

Anaheim Angels @ Oakland Athletics
Network Associates Coliseum, Oakland, CA
Thu Apr 15 1999, 4:05 PM EDT
Att: 7,148 - Cloudy - 76 F

livebaseballscorecards.com

AB 44
R 12
H 18
RBI 12
BB 4
SO 5
LOB 21



Batter	1	2	3	4	5	6	7	8	9	AB	R	H	RBI	BB	SO	LOB	BOTTOM								
Jason McDonald, S OBP: 0.375, SLG: 0.310	2-0 G1-3		3-2 L5			1-3 K		4-1 G5-4-3 BB		3	0	0	0	1	1	0									
Miguel Tejada, R OBP: 0.412, SLG: 0.500 Olmedo Saenz, R OBP: 0.294, SLG: 0.333	0-2 G6-3		0-1 G6-3 1B			1-2 F8		2-0 G5-4-3		3	0	1	0	0	0	0									
Jason Giambi, L OBP: 0.325, SLG: 0.294 Jorge Velandia, R OBP: 0.375, SLG: 0.308	1-2 F9		0-2 G6-3			1-0 HR		2-1 F9		3	1	1	1	0	0	1									
Matt Stairs, L OBP: 0.306, SLG: 0.323		0-1 G4-3		1-3 K		1-2 G4-3		2-3 K		4	0	0	0	0	2	0									
John Jaha, R OBP: 0.353, SLG: 0.586 Tim Raines, S OBP: 0.375, SLG: 0.308		2-0 2B		2-1 F9		3-1 WP 1B		4-1 BB		3	0	2	0	0	0	0									
Ben Griewe, L OBP: 0.188, SLG: 0.200		4-2 G6-4-3 BB		0-1 F9		3-1 G1-3		1-3 K		3	0	0	0	1	1	2									
Scott Spiezio, S OBP: 0.412, SLG: 0.533		2-1 G6-4-3		0-1 F8		0-1 F8		1-2 G4-3 2B		3	0	1	0	0	0	2									
3 Eric Chavez, L OBP: 0.208, SLG: 0.217			0-0 F8			2-1 G5-3		0-0 G4-3		3	0	0	0	0	0	1									
A.J. Hinch, R OBP: 0.158, SLG: 0.278			1-2 G1-6-3			1-2 G5-3		4-0 BB BB		2	0	0	0	1	0	0									
Inning Stats	R: 0 E: 0 K: 0 S: 8	H: 0 LOB: 0 BB: 0 P: 11	R: 0 E: 0 K: 0 S: 7	H: 1 LOB: 1 BB: 1 P: 15	R: 0 E: 0 K: 0 S: 7	H: 0 LOB: 0 BB: 0 P: 11	R: 0 E: 0 K: 1 S: 10	H: 1 LOB: 0 BB: 0 P: 11	R: 0 E: 0 K: 0 S: 6	H: 0 LOB: 0 BB: 0 P: 8	R: 0 E: 0 K: 1 S: 8	H: 0 LOB: 0 BB: 0 P: 12	R: 1 E: 0 K: 0 S: 11	H: 2 LOB: 1 BB: 0 P: 20	R: 0 E: 0 K: 0 S: 6	H: 1 LOB: 2 BB: 2 P: 17	R: 0 E: 0 K: 2 S: 9	H: 0 LOB: 1 BB: 1 P: 18	1B: 2 2B: 2 3B: 0 HR: 1	SF: 0 SAC: 0 DP: 3 HBP: 0	WP: 1 PB: 0 SB: 0 CS: 0	PA: 33			
PITCHER	IP WLS BF H R ER SO BB IBB HBP BLK WP HR S P ERA WHIP	7.0 W 24 4 1 1 2 4 1 1 2 4 1 1 2 1.29 0.714	1.0 5 1 0 0 0 2 0 0 0 0 0 6 17 0.00 3.000	1.0 4 0 0 0 0 2 1 0 0 0 0 9 18 0.00 1.000																					

Anaheim Angels @ Oakland Athletics
Network Associates Coliseum, Oakland, CA
Thu Apr 15 1999, 4:05 PM EDT
Att: 7,148 - Cloudy - 76 F

livebaseballscorecards.com

AB 29
R 1
H 5
RBI 1
BB 4
SO 4
LOB 9



Batter	1	2	3	4	5	6	7	8	9	AB	R	H	RBI	BB	SO	LOB	TOP				
David Bell, R OBP: 0.238, SLG: 0.500 (1, 4)										4	0	1	0	0	0	0	Seattle Mariners @ Anaheim Angels Edison International Field, Anaheim, CA Fri Apr 16 1999, 10:05 PM EDT Att: 39,635 - Cloudy - 69 F				
David Segui, S OBP: 0.283, SLG: 0.432 (1, 3)										3	0	0	0	1	0						
Ken Griffey Jr., L OBP: 0.463, SLG: 0.629 (1, 8)										3	1	1	0	1	2						
Edgar Martinez, R OBP: 0.435, SLG: 0.615 (1, 10)										3	1	1	0	1	2						
Butch Huskey, R OBP: 0.393, SLG: 0.679 (1, 7)										4	0	0	0	0	2						
John Mabry, L OBP: 0.250, SLG: 0.419 (1, 9)										3	2	1	3	1	0						
Russ Davis, R OBP: 0.318, SLG: 0.634 (1, 5)										4	1	1	2	0	1						
Dan Wilson, R OBP: 0.333, SLG: 0.259 (1, 2)										4	0	0	0	0	1						
Giomar Guevara, S OBP: 0.250, SLG: 0.417 (1, 6)										2	0	0	0	0	0						
Domingo Cedeno, S OBP: 0.250, SLG: 0.625 (8, PH)										1	0	0	0	0	0						
Inning Stats	R: 0 E: 0 K: 0 S: 12	H: 1 LOB: 1 BB: 0 P: 18	R: 2 E: 0 K: 0 S: 10	H: 1 LOB: 0 BB: 1 P: 18	R: 0 E: 0 K: 1 S: 14	H: 1 LOB: 2 BB: 1 P: 21	R: 0 E: 0 K: 0 S: 5	H: 0 LOB: 0 BB: 0 P: 9	R: 0 E: 0 K: 2 S: 9	H: 1 LOB: 0 BB: 0 P: 13	R: 0 E: 0 K: 1 S: 8	H: 0 LOB: 0 BB: 0 P: 11	R: 0 E: 0 K: 0 S: 6	H: 0 LOB: 0 BB: 0 P: 8	R: 3 E: 0 K: 2 S: 14	H: 1 LOB: 0 BB: 2 P: 30	1B: 2 2B: 2 3B: 0 HR: 2	SF: 0 SAC: 0 DP: 1 HBP: 0	WP: 0 PB: 0 SB: 0 CS: 1	PA: 35	
PITCHER	IP	WLS	BF	H	R	ER	SO	BB	IBB	HBP	BLK	WP	HR	S	P	ERA	WHIP				
Tim Lincecum, R ERA: 7.53 (1, 1)	7.0	W	26	4	2	2	4	2	0	0	0	0	1	63	96	2.57	0.857				
Shigetoshi Hasegawa, R ERA: 6.75 (8, 1)	2.0		9	1	3	3	2	2	0	0	0	0	1	20	38	13.50	1.500				

AB	31
R	5
H	5
RBI	5
BB	4
SO	6
LOB	9



Batter	1	2	3	4	5	6	7	8	9	AB	R	H	RBI	BB	SO	LOB	BOTTOM				
Orlando Palmeiro, L OBP: 0.275, SLG: 0.359 (1, 7)										4	0	1	0	0	0	1	Seattle Mariners @ Anaheim Angels Edison International Field, Anaheim, CA Fri Apr 16 1999, 10:05 PM EDT Att: 39,635 - Cloudy - 69 F				
Randy Velarde, R OBP: 0.392, SLG: 0.438 (1, 4)										5	1	1	0	0	1						
Darin Erstad, L OBP: 0.365, SLG: 0.378 (1, 3)										3	0	0	0	2	2						
Tim Salmon, R OBP: 0.510, SLG: 0.814 (1, 9)										5	2	3	0	0	1						
16 Garret Anderson, L OBP: 0.320, SLG: 0.391 (1, 8)										5	1	2	1	0	0						
Troy Glaus, R OBP: 0.533, SLG: 0.872 (1, 5)										3	2	3	1	0	0						
Todd Greene, R OBP: 0.300, SLG: 0.553 (1, 10)										4	1	1	4	0	2						
Charlie O'Brien, R OBP: 0.071, SLG: 0.071 (1, 2)										4	1	1	1	0	1						
Andy Sheets, R OBP: 0.381, SLG: 0.525 (1, 6)										4	1	2	2	0	1						
Inning Stats	R: 2 E: 0 K: 0 S: 13	H: 4 LOB: 2 BB: 0 P: 21	R: 0 E: 0 K: 1 S: 7	H: 0 LOB: 0 BB: 0 P: 9	R: 0 E: 1 K: 0 S: 7	H: 0 LOB: 1 BB: 0 P: 11	R: 0 E: 0 K: 0 S: 9	H: 1 LOB: 1 BB: 0 P: 15	R: 0 E: 0 K: 3 S: 15	H: 1 LOB: 2 BB: 1 P: 28	R: 3 E: 0 K: 0 S: 15	H: 3 LOB: 1 BB: 0 P: 20	R: 4 E: 0 K: 0 S: 15	H: 4 LOB: 1 BB: 0 P: 26	R: 0 E: 0 K: 0 S: 8	H: 1 LOB: 1 BB: 1 P: 16	1B: 8 2B: 5 3B: 0 HR: 2	SF: 0 SAC: 0 DP: 1 HBP: 2	WP: 0 PB: 0 SB: 0 CS: 0	PA: 41	
PITCHER	IP	WLS	BF	H	R	ER	SO	BB	IBB	HBP	BLK	WP	HR	S	P	ERA	WHIP				
Jamie Moyer, L ERA: 10.42 (1, 1)	6.1	L	34	12	9	9	4	1	0	0	0	0	0	14	28	0.00	1.800				
Melvin Bunch, R ERA: (7, 1)	1.2		7	2	0	0	0	1	0	0	0	0	0	14	28	0.00	1.800				

AB	37
R	9
H	14
RBI	9
BB	2
SO	4
LOB	13



Batter	1	2	3	4	5	6	7	8	9	10	AB	R	H	RBI	BB	SO	LOB	TOP			
David Bell, R OBP: 0.234, SLG: 0.467 (1, 4)	P4		HR		F9		G1-3			F8	5	1	1	0	0	0	0				
David Segui, S OBP: 0.294, SLG: 0.479 (1, 3)	S		F7		F9			F7		HR	4	1	1	1	1	0	1				
Ken Griffey Jr., L OBP: 0.522, SLG: 0.722 (1, 8)	G5-4-3		HR					CS		S	1	1	1	2	4	0	0				
Edgar Martinez, R OBP: 0.392, SLG: 0.545 (1, 10)	G5-4-3		G1-3		F9			SAFE		L4	5	0	0	0	0	1	5				
John Mabry, L OBP: 0.216, SLG: 0.361 (1, 9)		G4-3		P5			F7			F8	5	0	0	0	0	1	1				
Butch Huskey, R OBP: 0.406, SLG: 0.656 (1, 7)	S			WP			G5-3			E6	4	1	2	0	0	0	0				
Russ Davis, R OBP: 0.313, SLG: 0.600 (1, 5)	SAFE			3B			F8			G5-3	4	0	1	0	0	2	2				
Dan Wilson, R OBP: 0.324, SLG: 0.323 (1, 2)		G4-3								G5-3	4	0	1	1	0	1	3				
Domingo Cedenio, S OBP: 0.182, SLG: 0.455 (9, PH)			B2				F9			F9	3	0	0	0	0	1	1				
Tom Lampkin, L OBP: 0.357, SLG: 0.357 (9, PH)											1	0	0	0	0	0	2				
Giomar Guevara, S OBP: 0.250, SLG: 0.417 (9, 6)											0	0	0	0	0	0	0				
Inning Stats	R: 0 E: 0 K: 0 S: 9	H: 0 LOB: 1 BB: 2 P: 18	R: 0 E: 0 K: 1 S: 9	H: 1 LOB: 1 BB: 0 P: 12	R: 2 E: 0 K: 0 S: 11	H: 2 LOB: 0 BB: 0 P: 17	R: 1 E: 0 K: 2 S: 12	H: 2 LOB: 1 BB: 0 P: 21	R: 0 E: 0 K: 0 S: 7	H: 0 LOB: 0 BB: 0 P: 15	R: 0 E: 0 K: 1 S: 7	H: 0 LOB: 0 BB: 0 P: 13	R: 0 E: 0 K: 1 S: 9	H: 0 LOB: 1 BB: 1 P: 14	R: 0 E: 1 K: 0 S: 8	H: 1 LOB: 2 BB: 0 P: 12	R: 1 E: 0 K: 1 S: 6	H: 1 LOB: 1 BB: 1 P: 10	1B: 4 2B: 1 3B: 1 HR: 2	SF: 0 SAC: 0 DP: 2 HBP: 0	WP: 1 PA: 41
PITCHER	IP WLS BF H R ER SO	IP WLS BF H R ER SO	IP WLS BF H R ER SO	IP WLS BF H R ER SO	IP WLS BF H R ER SO	IP WLS BF H R ER SO	IP WLS BF H R ER SO	IP WLS BF H R ER SO	IP WLS BF H R ER SO	IP WLS BF H R ER SO	IP WLS BF H R ER SO	IP WLS BF H R ER SO	IP WLS BF H R ER SO	IP WLS BF H R ER SO	IP WLS BF H R ER SO	IP WLS BF H R ER SO	IP WLS BF H R ER SO	IP WLS BF H R ER SO	ERA WHIP	ERA WHIP	
Ken Hill, R ERA: 5.87 (1, 1)	7.0	0.1	2	0	0	0	1	0	0	0	0	0	1	6	0.00	3.000					
Mike Holtz, L ERA: (8, 1)	1.0	4	1	0	0	1	0	0	0	0	0	6	8	0.00	1.000						
Mark Petkovsek, R ERA: (8, 1)	1.2	L	7	1	1	1	1	0	0	0	0	1	11	17	5.40	1.200					

Seattle Mariners @ Anaheim Angels
Edison International Field, Anaheim, CA
Sat Apr 17 1999, 10:05 PM EDT
Att. 43,752 - Cloudy - 75 F

AB	36
R	4
H	7
RBI	4
BB	5
SO	6
LOB	15



Batter	1	2	3	4	5	6	7	8	9	10	AB	R	H	RBI	BB	SO	LOB	BOTTOM			
Orlando Palmeiro, L OBP: 0.244, SLG: 0.318 (1, 7)	G6-3		G3-1		F8		F8			G4-3	5	0	0	0	0	0	3				
Randy Velarde, R OBP: 0.357, SLG: 0.396 (1, 4)	K		P3		K		P3			F7	5	0	0	0	0	2	1				
Darin Erstad, L OBP: 0.351, SLG: 0.360 (1, 3)	K		K		G6-3					BB	5	0	1	0	0	2	0				
Tim Salmon, R OBP: 0.500, SLG: 0.766 (1, 9)		F7		G6-3			G5-3			G6-3	4	0	1	0	1	0	0				
16 Garret Anderson, L OBP: 0.327, SLG: 0.412 (1, 8)		K		HR			K			K	5	2	2	0	0	3	3				
Troy Glaus, R OBP: 0.520, SLG: 0.814 (1, 5)		E		L3			L3			F9	4	0	1	0	1	1	4				
Todd Greene, R OBP: 0.318, SLG: 0.610 (9, PR)		K		HR			G5-3			G6-3	3	1	1	2	1	1	4				
Jeff Huson, L OBP: 0.182, SLG: 0.182 (9, PR)										SH1-4	0	0	0	0	0	0	0				
Matt Walbeck, S OBP: 0.379, SLG: 0.333 (1, 2)		E8					G6-3			SH1-4	3	0	2	1	0	0	0				
Andy Sheets, R OBP: 0.370, SLG: 0.488 (1, 6)		G5-3		G6-3						G6-3	3	0	0	0	1	0	5				
Inning Stats	R: 0 E: 0 K: 2 S: 10	H: 0 LOB: 0 BB: 0 P: 15	R: 1 E: 1 K: 2 S: 15	H: 2 LOB: 2 BB: 0 P: 20	R: 0 E: 0 K: 1 S: 10	H: 0 LOB: 0 BB: 0 P: 17	R: 2 E: 0 K: 0 S: 11	H: 3 LOB: 1 BB: 0 P: 18	R: 0 E: 0 K: 1 S: 7	H: 1 LOB: 1 BB: 1 P: 11	R: 0 E: 0 K: 0 S: 6	H: 0 LOB: 1 BB: 0 P: 11	R: 0 E: 0 K: 0 S: 11	H: 1 LOB: 1 BB: 0 P: 17	R: 0 E: 0 K: 0 S: 10	H: 0 LOB: 2 BB: 1 P: 17	R: 0 E: 0 K: 2 S: 8	H: 1 LOB: 2 BB: 1 P: 12	1B: 6 2B: 1 3B: 0 HR: 1	SF: 0 SAC: 1 DP: 1 HBP: 0	WP: 1 PA: 42
PITCHER	IP WLS BF H R ER SO	IP WLS BF H R ER SO	IP WLS BF H R ER SO	IP WLS BF H R ER SO	IP WLS BF H R ER SO	IP WLS BF H R ER SO	IP WLS BF H R ER SO	IP WLS BF H R ER SO	IP WLS BF H R ER SO	IP WLS BF H R ER SO	IP WLS BF H R ER SO	IP WLS BF H R ER SO	IP WLS BF H R ER SO	IP WLS BF H R ER SO	IP WLS BF H R ER SO	IP WLS BF H R ER SO	IP WLS BF H R ER SO	IP WLS BF H R ER SO	ERA WHIP	ERA WHIP	
Freddy Garcia, R ERA: 3.54 (9, 1)	8.0	W	4	0	0	0	1	0	0	0	0	0	10	17	0.00	1.000					
Jose Paniagua, R ERA: 1.29 (10, 1)	1.0	S	5	1	0	0	2	1	0	0	0	0	8	12	0.00	2.000					

Seattle Mariners @ Anaheim Angels
Edison International Field, Anaheim, CA
Sat Apr 17 1999, 10:05 PM EDT
Att. 43,752 - Cloudy - 75 F

AB	37
R	3
H	8
RBI	3
BB	4
SO	9
LOB	20



Batter	1	2	3	4	5	6	7	8	9	AB	R	H	RBI	BB	SO	LOB	TOP					
David Bell, R OBP: 0.231, SLG: 0.440 (1, 4)	L8		P3	F7		F7		CS 1B		5	0	1	0	0	0	2						
David Segui, S OBP: 0.266, SLG: 0.434 (1, 3)	G6-3		G3		G4-3	F9		CS	G4-3	5	0	0	0	0	0	1						
Ken Griffey Jr., L OBP: 0.510, SLG: 0.675 (1, 8)	P3		2B HBP		2B 1B	F8			G3	4	2	1	0	0	0	1						
Edgar Martinez, R OBP: 0.411, SLG: 0.583 (1, 10)		K	HR 2B		1B 2B		G4-3			4	2	2	2	1	1	0						
Jay Buhner, R OBP: 0.351, SLG: 0.483 (1, 9)					E6 1B		P4		L4	4	1	1	2	1	0	2						
Butch Huskey, R OBP: 0.417, SLG: 0.722 (1, 7)		BB	HR							4	1	2	2	0	1	1						
Russ Davis, R OBP: 0.288, SLG: 0.551 (1, 5)										4	0	0	0	0	0	3						
Dan Wilson, R OBP: 0.316, SLG: 0.314 (1, 2)										4	1	1	0	0	0	2						
Domingo Cedeño, S OBP: 0.333, SLG: 0.714 (1, 6)										3	1	2	2	1	0	0						
Inning Stats	R: 0 E: 0 K: 0 S: 7	H: 0 LOB: 0 BB: 0 P: 14	R: 0 E: 0 K: 1 S: 9	H: 0 LOB: 1 BB: 1 P: 19	R: 5 E: 0 K: 1 S: 14	H: 4 LOB: 0 BB: 0 P: 25	R: 0 E: 0 K: 0 S: 10	H: 1 LOB: 1 BB: 0 P: 18	R: 2 E: 0 K: 0 S: 12	H: 3 LOB: 1 BB: 1 P: 16	R: 0 E: 0 K: 0 S: 8	H: 0 LOB: 1 BB: 1 P: 15	R: 1 E: 0 K: 0 S: 5	H: 1 LOB: 0 BB: 0 P: 9	R: 0 E: 0 K: 0 S: 4	H: 1 LOB: 0 BB: 0 P: 7	R: 0 E: 0 K: 0 S: 10	H: 0 LOB: 1 BB: 1 P: 16	1B: 5 2B: 2 3B: 0 HR: 3	SF: 0 SAC: 0 DP: 0 HBP: 1	WP: 0 PB: 0 SB: 1 CS: 1	PA: 42
PITCHER	IP	WLS	BF	H	R	ER	SO	BB	IBB	HBP	BLK	WP	HR	S	P	ERA	WHIP					
Steve Sparks, R ERA: 9.42 (1, 1)	4.1	L	24	8	7	7	2	1	0	1	0	0	2	50	89	14.54	2.077					
Scott Schoeneweis, L ERA: 6.75 (5, 1)	2.2		10	1	1	1	0	1	0	0	0	0	1	15	27	3.38	0.750					
Al Levine, R ERA: (8, 1)	1.0		3	1	0	0	0	0	0	0	0	0	0	4	7	0.00	1.000					
Mike Magnante, L ERA: (9, 1)	1.0		4	0	0	0	0	1	0	0	0	0	0	10	16	0.00	1.000					

Seattle Mariners @ Anaheim Angels
Edison International Field, Anaheim, CA
Sun Apr 18 1999, 4:05 PM EDT
Att: 37,465 - Sunny - 80 F

AB	37
R	8
H	10
RBI	8
BB	3
SO	2
LOB	12



Batter	1	2	3	4	5	6	7	8	9	AB	R	H	RBI	BB	SO	LOB	BOTTOM					
Orlando Palmeiro, L OBP: 0.280, SLG: 0.333 (1, 7)	1B FC4-6								F7	4	2	2	0	0	0	1						
Randy Velarde, R OBP: 0.383, SLG: 0.439 (1, 4)	1B FC4-6									4	1	3	1	0	1	1						
Darin Erstad, L OBP: 0.344, SLG: 0.340 (1, 3)	1B FC4-6									3	0	0	1	1	0	2						
Tim Salmon, R OBP: 0.500, SLG: 0.740 (1, 9)	1B G4-3									3	0	1	1	1	0	0						
16 Garret Anderson, L OBP: 0.305, SLG: 0.382 (1, 8)	G4-3									4	0	0	0	0	1	4						
Troy Glaus, R OBP: 0.519, SLG: 0.848 (1, 5)										3	1	1	1	0	1	1						
Todd Greene, R OBP: 0.326, SLG: 0.595 ERA: 6.75 (1, 10)										1	0	0	0	0	0	3						
Tim Lincecum, R OBP: 0.333, SLG: 0.333 (4, PR)										1	0	1	0	0	0	0						
Chris Pritchett, L OBP: 0.200, SLG: 0.200 (9, PH)										1	0	1	0	0	0	0						
Matt Walbeck, S OBP: 0.364, SLG: 0.419 (1, 2)										4	1	1	1	0	1	3						
Andy Sheets, R OBP: 0.347, SLG: 0.457 ERA: 15.75 (1, 6)										3	0	0	0	0	0	1						
Jeff Huson, L OBP: 0.167, SLG: 0.167 (9, PH)										1	0	0	0	0	0	1						
Inning Stats	R: 1 E: 0 K: 0 S: 15	H: 2 LOB: 3 BB: 1 P: 27	R: 1 E: 0 K: 1 S: 12	H: 2 LOB: 0 BB: 0 P: 19	R: 0 E: 0 K: 0 S: 6	H: 0 LOB: 0 BB: 0 P: 10	R: 1 E: 0 K: 0 S: 6	H: 1 LOB: 1 BB: 0 P: 10	R: 2 E: 0 K: 0 S: 14	H: 2 LOB: 1 BB: 1 P: 27	R: 0 E: 0 K: 0 S: 5	H: 1 LOB: 0 BB: 0 P: 7	R: 0 E: 0 K: 2 S: 9	H: 1 LOB: 0 BB: 0 P: 15	R: 0 E: 0 K: 2 S: 11	H: 0 LOB: 0 BB: 0 P: 14	R: 0 E: 0 K: 1 S: 10	H: 1 LOB: 1 BB: 0 P: 15	1B: 7 2B: 1 3B: 0 HR: 2	SF: 0 SAC: 0 DP: 4 HBP: 3	WP: 0 PB: 0 SB: 0 CS: 1	PA: 38
PITCHER	IP	WLS	BF	H	R	ER	SO	BB	IBB	HBP	BLK	WP	HR	S	P	ERA	WHIP					
Brett Hinchliffe, R ERA: 6.75 (1, 1)	3.0		16	5	3	3	1	1	0	2	0	0	2	37	63	9.00	2.000					
John Halama, L ERA: 4.91 (4, 1)	1.2		7	2	2	2	0	1	0	1	0	0	0	13	24	10.80	1.800					
28 Ken Cloude, R ERA: 15.75 (5, 1)	2.1	W	7	2	0	0	0	0	0	0	0	0	0	17	28	0.00	0.857					
Jose Paniagua, R ERA: 1.13 (8, 1)	1.0	H	3	0	0	0	2	0	0	0	0	0	0	11	14	0.00	0.000					
Jose Mesa, R ERA: 12.79 (9, 1)	1.0	S	4	1	0	0	1	0	0	0	0	0	0	10	15	0.00	1.000					

Seattle Mariners @ Anaheim Angels
Edison International Field, Anaheim, CA
Sun Apr 18 1999, 4:05 PM EDT
Att: 37,465 - Sunny - 80 F

AB	32
R	5
H	10
RBI	5
BB	2
SO	4
LOB	17



Batter	1	2	3	4	5	6	7	8	9	AB	R	H	RBI	BB	SO	LOB	TOP					
Orlando Palmeiro, L OBP: 0.291, SLG: 0.358	G4-3			G6-3			1B		G3-1	5	0	2	0	0	0	0						
Randy Velarde, R OBP: 0.375, SLG: 0.426	F9				G5-3		2B			4	0	1	0	0	1	2						
Darin Erstad, L OBP: 0.338, SLG: 0.321	1B			P5	F9		F7			3	1	0	0	1	0	2						
Tim Salmon, R OBP: 0.516, SLG: 0.736	1B			2B	1B		K			3	0	2	1	1	1	2						
16 Garret Anderson, L OBP: 0.317, SLG: 0.407	1B			2B	F9				K	4	0	2	0	0	1	1						
Troy Glaus, R OBP: 0.483, SLG: 0.780	K			K		L7			F8	4	0	0	0	0	2	4						
Todd Greene, R OBP: 0.320, SLG: 0.565				F9	G6-3				F8	4	0	1	0	0	0	2						
Charlie O'Brien, R OBP: 0.059, SLG: 0.059	F8			G4-3					K	3	0	0	0	0	1	1						
Jeff Huson, L OBP: 0.154, SLG: 0.154									K	1	0	0	0	0	1	0						
Andy Sheets, R OBP: 0.321, SLG: 0.420	F8			K					G6-3	4	0	0	0	0	1	1						
Inning Stats	R: 1 E: 0 K: 1 S: 11	H: 2 LOB: 2 BB: 1 P: 27	R: 0 E: 0 K: 1 S: 12	H: 2 LOB: 2 BB: 0 P: 16	R: 0 E: 0 K: 1 S: 11	H: 1 LOB: 2 BB: 1 P: 17	R: 0 E: 0 K: 1 S: 7	H: 0 LOB: 0 BB: 0 P: 11	R: 0 E: 0 K: 0 S: 7	H: 1 LOB: 1 BB: 0 P: 13	R: 0 E: 0 K: 1 S: 7	H: 0 LOB: 0 BB: 0 P: 10	R: 0 E: 0 K: 1 S: 12	H: 2 LOB: 2 BB: 0 P: 20	R: 0 E: 0 K: 1 S: 7	H: 0 LOB: 0 BB: 0 P: 14	R: 0 E: 0 K: 1 S: 11	H: 0 LOB: 0 BB: 0 P: 14	1B: 6 2B: 2 3B: 0 HR: 0	SF: 0 SAC: 0 DP: 0 HBP: 0	WP: 0 PB: 0 SB: 1 CS: 0	PA: 37
PITCHER	IP	WLS	BF	H	R	ER	SO	BB	IBB	HBP	BLK	WP	HR	S	P	ERA	WHIP					
Kelvin Escobar, R ERA: 4.0	6.1	W	29	8	1	1	5	2	0	0	0	0	0	62	107	1.42	1.579					
Dan Plesac, L ERA: 5.4	1.0	H	3	0	0	0	2	0	0	0	0	0	0	8	13	0.00	0.000					
Tom Davey, R ERA: 3.38	1.2		5	0	0	0	1	0	0	0	0	0	0	15	22	0.00	0.000					

Anaheim Angels @ Toronto Blue Jays
SkyDome, Toronto, ON
Tue Apr 20 1999, 7:05 PM EDT
Att: 23,775 - Dome - 72 F

AB 35
R 1
H 8
RBI 1
BB 2
SO 8
LOB 15



Batter	1	2	3	4	5	6	7	8	9	AB	R	H	RBI	BB	SO	LOB	BOTTOM					
Shannon Stewart, R OBP: 0.448, SLG: 0.532	G3		WP		2B	K				3	1	1	0	1	1	1						
José Cruz Jr., S OBP: 0.462, SLG: 0.413	BB		F7		P4		P3			3	0	0	0	1	0	4						
Shawn Green, L OBP: 0.343, SLG: 0.609	K		P5		K		L3			4	0	0	0	0	2	5						
Carlos Delgado, L OBP: 0.381, SLG: 0.604	K			G4-3	2B		K			3	1	0	1	1	2	1						
Tony Fernandez, S OBP: 0.455, SLG: 0.543		K			1B		G1-3			4	0	2	3	0	1	0						
Geronimo Berroa, R	F9			P4	P3		K			4	0	0	0	0	1	2						
Alex Gonzalez, R OBP: 0.393, SLG: 0.455	F9			G5-3		P4		1B		3	0	0	0	1	0	1						
Mike Matheny, R OBP: 0.278, SLG: 0.412					HR	F8		BB		3	2	2	1	0	0	0						
Pat Kelly, R OBP: 0.385, SLG: 0.727			P9		2B				K	4	1	2	0	0	1	2						
Inning Stats	R: 0 E: 0 K: 2 S: 14	H: 0 LOB: 1 BB: 1 P: 22	R: 0 E: 0 K: 1 S: 10	H: 0 LOB: 0 BB: 0 P: 17	R: 1 E: 0 K: 0 S: 12	H: 2 LOB: 1 BB: 0 P: 20	R: 0 E: 0 K: 0 S: 7	H: 1 LOB: 1 BB: 0 P: 10	R: 4 E: 0 K: 1 S: 18	H: 2 LOB: 1 BB: 2 P: 36	R: 0 E: 0 K: 1 S: 14	H: 1 LOB: 1 BB: 0 P: 17	R: 0 E: 0 K: 1 S: 9	H: 0 LOB: 0 BB: 0 P: 13	R: 0 E: 0 K: 2 S: 11	H: 1 LOB: 2 BB: 1 P: 20	1B: 5 2B: 1 3B: 0 HR: 1	SF: 0 SAC: 0 DP: 0 HBP: 1	WP: 1 PB: 0 SB: 1 CS: 0	PA: 36		
PITCHER	IP	WLS	BF	H	R	ER	SO	BB	IBB	HBP	BLK	WP	HR	S	P	ERA	WHIP					
Chuck Finley, L ERA: 7.94	4.2	L	23	5	5	5	4	3	0	1	0	0	0	58	100	9.64	1.714					
Al Levine, R ERA:	1.1		5	1	0	0	1	0	0	0	0	0	0	17	22	0.00	0.750					
Mike Holtz, L ERA:	1.0		3	0	0	0	1	0	0	0	0	0	0	9	13	0.00	0.000					
Shigetoshi Hasegawa, R ERA: 5.87	1.0		5	1	0	0	2	1	0	0	0	0	0	11	20	0.00	2.000					

Anaheim Angels @ Toronto Blue Jays
SkyDome, Toronto, ON
Tue Apr 20 1999, 7:05 PM EDT
Att: 23,775 - Dome - 72 F

AB 31
R 5
H 7
RBI 5
BB 4
SO 8
LOB 16



Batter	1	2	3	4	5	6	7	8	9	AB	R	H	RBI	BB	SO	LOB	TOP										
Orlando Palmeiro, L (1,7) OBP: 0.322, SLG: 0.375										3	1	2	0	1	0	1	Anaheim Angels @ Toronto Blue Jays SkyDome, Toronto, ON Wed Apr 21 1999, 7:05 PM EDT Att: 23,749 - Dome - 72 F										
Randy Velarde, R (1,4) OBP: 0.377, SLG: 0.415										4	0	1	0	0	0	4											
Darin Erstad, L (1,3) OBP: 0.343, SLG: 0.305										3	0	0	0	2	0	4											
Tim Salmon, R (1,9) OBP: 0.507, SLG: 0.702										4	0	1	0	1	2	2											
16 Garret Anderson, L (1,8) OBP: 0.324, SLG: 0.444										4	1	1	2	1	0	3											
Troy Glaus, R (1,5) OBP: 0.460, SLG: 0.745										5	0	1	0	0	1	6											
Chris Pritchett, L (1,10) Todd Greene, R (8,PH) OBP: 0.314, SLG: 0.553										2	0	0	0	1	0	1											
Matt Walbeck, S (1,2) OBP: 0.351, SLG: 0.400										4	0	1	0	0	1	2											
Andy Sheets, R (1,6) OBP: 0.316, SLG: 0.407										4	0	1	0	0	1	1											
Inning Stats	R: 0 E: 0 K: 0 S: 7	H: 1 LOB: 1 BB: 1 P: 15	R: 0 E: 0 K: 0 S: 13	H: 0 LOB: 1 BB: 1 P: 20	R: 0 E: 0 K: 1 S: 11	H: 0 LOB: 1 BB: 0 P: 14	R: 1 E: 0 K: 2 S: 16	H: 2 LOB: 1 BB: 0 P: 26	R: 1 E: 0 K: 0 S: 14	H: 1 LOB: 1 BB: 0 P: 31	R: 0 E: 0 K: 1 S: 10	H: 1 LOB: 1 BB: 0 P: 15	R: 0 E: 0 K: 1 S: 14	H: 1 LOB: 2 BB: 0 P: 22	R: 0 E: 0 K: 0 S: 8	H: 2 LOB: 2 BB: 0 P: 13	R: 0 E: 0 K: 1 S: 11	H: 0 LOB: 1 BB: 1 P: 19	1B: 6 2B: 1 3B: 0 HR: 1	SF: 0 SAC: 1 DP: 1 HBP: 1	WP: 1 PB: 0 SB: 0 CS: 0	PA: 42					
PITCHER	IP	WLS	BF	H	R	ER	SO	BB	IBB	HBP	BLK	WP	HR	S	P	ERA	WHIP										
Chris Carpenter, R (1,1) ERA: 1.69	5.0	W	24	4	2	2	3	5	0	0	0	1	1	61	106	3.60	1.800										
Pete Munro, R (6,1) ERA: 0.93	1.1	H	7	2	0	0	0	0	0	1	0	0	0	17	26	0.00	1.500										
Graeme Lloyd, L (7,1) ERA: 1.04	1.1	H	6	2	0	0	1	0	0	0	0	0	0	13	22	0.00	1.500										
Robert Person, R (8,1) ERA: 4.91	1.1	S	5	0	0	0	1	1	0	0	0	0	0	13	21	0.00	0.750										

Batter	1	2	3	4	5	6	7	8	9	AB	R	H	RBI	BB	SO	LOB	BOTTOM										
Shannon Stewart, R (1,7) OBP: 0.468, SLG: 0.549										4	0	3	0	0	0	1	Anaheim Angels @ Toronto Blue Jays SkyDome, Toronto, ON Wed Apr 21 1999, 7:05 PM EDT Att: 23,749 - Dome - 72 F										
José Cruz Jr., S (1,8) OBP: 0.435, SLG: 0.380										4	0	0	1	0	2	4											
Shawn Green, L (1,9) OBP: 0.352, SLG: 0.591										2	0	0	0	1	0	2											
Carlos Delgado, L (1,3) OBP: 0.373, SLG: 0.571										3	0	0	0	0	1	3											
Tony Fernandez, S (1,5) OBP: 0.458, SLG: 0.560										4	1	2	0	0	0	2											
Willie Greene, L (1,10) OBP: 0.379, SLG: 0.565										4	1	2	2	0	1	1											
Darrin Fletcher, L (1,2) OBP: 0.378, SLG: 0.450										4	0	1	0	0	1	4											
Alex Gonzalez, R (1,6) OBP: 0.385, SLG: 0.458										4	0	1	0	0	0	4											
Pat Kelly, R (1,4) OBP: 0.375, SLG: 0.714										3	1	1	0	0	0	1											
Inning Stats	R: 0 E: 0 K: 1 S: 12	H: 1 LOB: 1 BB: 0 P: 20	R: 0 E: 0 K: 0 S: 6	H: 0 LOB: 0 BB: 0 P: 10	R: 1 E: 0 K: 1 S: 10	H: 2 LOB: 2 BB: 1 P: 16	R: 2 E: 0 K: 0 S: 9	H: 3 LOB: 0 BB: 0 P: 14	R: 0 E: 0 K: 1 S: 13	H: 1 LOB: 1 BB: 0 P: 19	R: 0 E: 0 K: 1 S: 11	H: 1 LOB: 1 BB: 0 P: 19	R: 0 E: 0 K: 1 S: 15	H: 1 LOB: 3 BB: 0 P: 23	R: 0 E: 0 K: 1 S: 15	H: 1 LOB: 0 BB: 0 P: 23	1B: 6 2B: 3 3B: 0 HR: 1	SF: 0 SAC: 0 DP: 1 HBP: 2	WP: 1 PB: 0 SB: 3 CS: 1	PA: 35							
PITCHER	IP	WLS	BF	H	R	ER	SO	BB	IBB	HBP	BLK	WP	HR	S	P	ERA	WHIP										
Omar Olivares, R (1,1) ERA: 1.77	6.0	L	25	8	3	3	3	1	0	0	0	1	0	11	19	0.00	1.000										
Mark Petkovsek, R (7,1) ERA:	1.0		4	1	0	0	1	0	0	0	0	0	0	14	22	0.00	1.500										
Mike Magnante, L (8,1) ERA:	0.2		5	1	0	0	1	0	0	2	0	0	0	1	1	0.00	0.000										
Shigetoshi Hasegawa, R (8,1) ERA: 5.63	0.1		1	0	0	0	0	0	0	0	0	0	0	1	1	0.00	0.000										

AB	34
R	2
H	8
RBI	2
BB	6
SO	5
LOB	24



AB	32
R	3
H	10
RBI	3
BB	1
SO	5
LOB	22



Batter	1	2	3	4	5	6	7	8	9	AB	R	H	RBI	BB	SO	LOB	TOP						
Darin Erstad, L OBP: 0.360, SLG: 0.381	1-3 K	2-0 HR		3-1 2B		4-2 FC4-6 BB			1-0 F9	4	1	2	2	1	1	0	Anaheim Angels @ Toronto Blue Jays SkyDome, Toronto, ON Thu Apr 22 1999, 7:05 PM EDT Att: 28,212 - Dome - 72 F						
Orlando Palmeiro, L OBP: 0.377, SLG: 0.356 Matt Walbeck, S OBP: 0.342, SLG: 0.389	4-0 HR BB	1-2 F9		2-1 G6-3		0-0 FC4-6			0-3 K	3	1	0	0	1	0	2							
Mo Vaughn, L OBP: 0.167, SLG: 0.667	0-0 HR		1-1 L8		1-0 G4-3				1-3 K	4	1	1	2	0	1	0							
Tim Salmon, R OBP: 0.479, SLG: 0.656	0-1 P2		2-3 K		2-3 K				0-0 F9	4	0	0	0	0	2	0							
Troy Glaus, R OBP: 0.478, SLG: 0.759	1-1 2B		3-0 16 2B 1B		4-2 16 HR BB				3-3 K	3	2	2	0	1	1	0							
16 Garrett Anderson, L OBP: 0.333, SLG: 0.507	1-0 P8		1-1 2B		1-2 HR				1-3 K	4	1	2	3	0	1	1							
Todd Greene, R OBP: 0.309, SLG: 0.529		1-2 HR 1B		1-2 F9		2-0 F9			1-0 F9	4	1	1	0	0	0	1							
Randy Velarde, R OBP: 0.356, SLG: 0.391		0-1 G5-3		1-0 L7		1-3 K			1-2 G1-3	4	0	0	0	0	1	1							
Jeff Huson, L OBP: 0.125, SLG: 0.125 Andy Sheets, R OBP: 0.310, SLG: 0.400	1-3 K		1-3 G4-3		0-0 G4-3				3-2 F8	3	0	0	0	0	1	1							
Inning Stats	R: 2 E: 0 K: 1 S: 9	H: 2 LOB: 1 BB: 1 P: 16	R: 2 E: 0 K: 1 S: 12	H: 2 LOB: 0 BB: 0 P: 17	R: 1 E: 0 K: 1 S: 11	H: 2 LOB: 1 BB: 0 P: 19	R: 0 E: 0 K: 0 S: 6	H: 1 LOB: 1 BB: 0 P: 12	R: 2 E: 0 K: 1 S: 12	H: 1 LOB: 0 BB: 1 P: 22	R: 0 E: 0 K: 1 S: 8	H: 0 LOB: 0 BB: 0 P: 12	R: 0 E: 0 K: 1 S: 7	H: 0 LOB: 0 BB: 0 P: 10	R: 0 E: 0 K: 1 S: 9	H: 0 LOB: 0 BB: 0 P: 13	1B: 2 2B: 3 3B: 0 HR: 3	SF: 0 SAC: 0 DP: 0 HBP: 0	WP: 0 PB: 0 SB: 1 CS: 0	PA: 38			
PITCHER	IP WLS BF H R ER SO BB IBB HBP BLK WP HR S P ERA WHIP	4.0 7.08	2.0 9.1	1.1 4.0	0.2 0.0	1.0 0.0	1.0 0.0	0.2 0.0	1.0 0.0	0.1 0.0	0.2 0.0	0.1 0.0	0.1 0.0	0.1 0.0	0.1 0.0	0.1 0.0	0.1 0.0	11.25 2.000	9.00 1.500	0.00 0.000	0.00 0.000	0.00 0.000	0.00 0.000

Batter	1	2	3	4	5	6	7	8	9	AB	R	H	RBI	BB	SO	LOB	BOTTOM					
Shannon Stewart, R OBP: 0.455, SLG: 0.545	3-1 SH1-3 1B 2B		2-0 G6-3	0-2 L9		0-1 G5-3		1-0 SH1-4		4	1	1	0	0	0	0	Anaheim Angels @ Toronto Blue Jays SkyDome, Toronto, ON Thu Apr 22 1999, 7:05 PM EDT Att: 28,212 - Dome - 72 F					
José Cruz Jr., S OBP: 0.432, SLG: 0.404	0-0 SH1-3		4-1 G3 1B BB		0-0 HR 2B	3-1 G4-3		4-2 BB BB		2	1	1	0	2	0	0						
Shawn Green, L OBP: 0.368, SLG: 0.634	1-2 1B		0-1 G3 1B		1-0 HR	1-2 G3		3-3 K		5	1	3	3	0	1	2						
Carlos Delgado, L OBP: 0.361, SLG: 0.533	2-1 F9		1-1 G3		1-1 G3-1		2-0 G3	4-2 BB		4	0	0	0	1	0	3						
Tony Fernandez, S OBP: 0.500, SLG: 0.585	1-0 K		4-2 BB		1-1 HR 1B		0-1 FC3-6 BB	4-2 BB		3	1	3	1	2	0	0						
Willie Greene, L OBP: 0.353, SLG: 0.481		2-3 K2-3	3-3 K		0-0 F8		4-2 FC3-6 BB	1-2 2-3 3-H BB		4	0	0	0	1	2	7						
Darrin Fletcher, L OBP: 0.388, SLG: 0.523		3-1 1B		2-2 L9		2-0 FC3-6		1-2 2-3 BB		4	1	2	2	0	2	2						
Alex Gonzalez, R OBP: 0.362, SLG: 0.429	1-0 F9		0-0 F9		2-1 G6-3		0-2 P8			4	0	0	0	0	3	3						
Pat Kelly, R OBP: 0.450, SLG: 1.056		2-3 K		1-0 HR		2-1 HR		2-2 BB SH1-4 1B		4	3	3	2	0	1	1						
Inning Stats	R: 1 E: 0 K: 0 S: 9	H: 3 LOB: 2 BB: 0 P: 16	R: 0 E: 0 K: 2 S: 13	H: 1 LOB: 1 BB: 0 P: 21	R: 0 E: 0 K: 1 S: 12	H: 1 LOB: 3 BB: 2 P: 26	R: 1 E: 0 K: 0 S: 8	H: 1 LOB: 0 BB: 0 P: 11	R: 4 E: 0 K: 0 S: 10	H: 4 LOB: 0 BB: 0 P: 17	R: 1 E: 0 K: 0 S: 9	H: 1 LOB: 2 BB: 1 P: 17	R: 1 E: 0 K: 1 S: 17	H: 1 LOB: 3 BB: 3 P: 35	R: 0 E: 0 K: 0 S: 9	H: 0 LOB: 2 BB: 1 P: 17	1B: 7 2B: 2 3B: 0 HR: 4	SF: 0 SAC: 2 DP: 0 HBP: 0	WP: 0 PB: 0 SB: 0 CS: 0	PA: 42		
PITCHER	IP WLS BF H R ER SO BB IBB HBP BLK WP HR S P ERA WHIP	4.2 8.53	1.0 4.1	1.0 5.1	0.2 0.0	0.1 0.0	0.1 0.0	0.1 0.0	0.1 0.0	0.1 0.0	0.1 0.0	0.1 0.0	0.1 0.0	0.1 0.0	0.1 0.0	0.1 0.0	11.57 2.571	9.00 1.000	0.00 2.000	13.50 3.000	0.00 3.000	0.00 3.000

Batter	1	2	3	4	5	6	7	8	9	AB	R	H	RBI	BB	SO	LOB	TOP																
Darin Erstad, L (1, 3) OBP: 0.354, SLG: 0.373			G4-3		G4-3			G4-3		4	0	1	0	0	0	0	Anaheim Angels @ Kansas City Royals Kauffman Stadium, Kansas City, MO Fri Apr 23 1999, 7:05 PM CDT Att: 13,209 - Overcast - 54 F																
Matt Walbeck, S (1, 2) OBP: 0.333, SLG: 0.375			F7					G5-3		4	0	1	0	0	1	0																	
Mo Vaughn, L (1, 10) OBP: 0.556, SLG: 0.556 Tim Lincecum, R (9, PR) OBP: 0.333, SLG: 0.333					G1-3					3	0	1	0	1	0	2																	
Tim Salmon, R (1, 9) OBP: 0.481, SLG: 0.635										2	1	0	0	2	0	2																	
Troy Glaus, R (1, 5) OBP: 0.465, SLG: 0.726										4	1	1	0	0	2	6																	
16 Garrett Anderson, L (1, 8) OBP: 0.316, SLG: 0.479										4	1	0	0	0	1	5																	
Todd Greene, R (1, 7) OBP: 0.293, SLG: 0.500 Orlando Palmeiro, L (8, 7) OBP: 0.328, SLG: 0.383										3	0	0	0	0	1	2																	
Randy Velarde, R (1, 4) OBP: 0.351, SLG: 0.384										4	0	1	1	0	0	0																	
Andy Sheets, R (1, 6) OBP: 0.290, SLG: 0.373										4	0	0	0	0	3	2																	
Inning Stats	R: 0 E: 0 K: 1 S: 10	H: 2 LOB: 2 BB: 0 P: 11	R: 0 E: 0 K: 1 S: 7	H: 0 LOB: 0 BB: 0 P: 8	R: 0 E: 0 K: 0 S: 9	H: 0 LOB: 0 BB: 0 P: 14	R: 0 E: 0 K: 2 S: 13	H: 1 LOB: 2 BB: 1 P: 25	R: 0 E: 0 K: 1 S: 7	H: 0 LOB: 0 BB: 0 P: 11	R: 0 E: 0 K: 1 S: 8	H: 0 LOB: 0 BB: 0 P: 9	R: 1 E: 0 K: 0 S: 7	H: 1 LOB: 0 BB: 0 P: 11	R: 0 E: 0 K: 1 S: 12	H: 0 LOB: 0 BB: 0 P: 17		R: 3 E: 1 K: 1 S: 13	H: 2 LOB: 2 BB: 2 P: 26	1B: 5 2B: 1 3B: 0 HR: 0	SF: 0 SAC: 0 DP: 0 HBP: 0	WP: 2 PB: 1 CS: 0	PA: 36										
PITCHER	IP WLS BF H R ER SO BB IBB HBP BLK WP HR S P ERA WHIP																																
50 José Rosado, L (1, 1) ERA: 1.48	7.0	26	4	1	0	6	1	0	0	0	0	1	0	61	89	0.00	0.714																
Matt Whisenant, L (8, 1) ERA: 3.19	1.0	4	0	1	1	1	1	0	0	0	0	0	0	12	21	9.00	1.000																
Jeff Montgomery, R (9, 1) ERA: 6.75	1.0	6	2	2	2	1	1	0	0	0	1	0	13	22	18.00	3.000																	

Batter	1	2	3	4	5	6	7	8	9	AB	R	H	RBI	BB	SO	LOB	BOTTOM															
Carlos Beltrán, S (1, 8) OBP: 0.288, SLG: 0.365			FC4							4	1	1	0	0	2	1	Anaheim Angels @ Kansas City Royals Kauffman Stadium, Kansas City, MO Fri Apr 23 1999, 7:05 PM CDT Att: 13,209 - Overcast - 54 F															
Carlos Febles, R (1, 4) OBP: 0.351, SLG: 0.490										3	0	1	0	1	1	1																
Joe Randa, R (1, 5) OBP: 0.308, SLG: 0.441										4	1	1	0	0	1	2																
29 Mike Sweeney, R (1, 10) OBP: 0.440, SLG: 0.565										4	0	1	2	0	0	2																
Jermaine Dye, R (1, 9) OBP: 0.323, SLG: 0.559										4	0	0	0	0	3	2																
Johnny Damon, L (1, 7) OBP: 0.277, SLG: 0.246										4	0	0	0	0	0	1																
Chad Kreuter, S (1, 2) ERA: 4.76 Scott Pose, L (9, PH) OBP: 0.333, SLG: 0.250										3	0	0	0	0	1	0																
Steve Scarson, R (1, 3) OBP: 0.316, SLG: 0.188										1	0	0	0	2	0	0																
Rey Sanchez, R (1, 6) OBP: 0.276, SLG: 0.382										2	0	0	0	1	0	2																
Inning Stats	R: 0 E: 0 K: 2 S: 11	H: 0 LOB: 0 BB: 0 P: 14	R: 0 E: 0 K: 1 S: 7	H: 0 LOB: 0 BB: 0 P: 10	R: 0 E: 0 K: 0 S: 7	H: 0 LOB: 1 BB: 1 P: 16	R: 0 E: 0 K: 1 S: 10	H: 1 LOB: 1 BB: 0 P: 15	R: 0 E: 0 K: 0 S: 5	H: 0 LOB: 1 BB: 1 P: 11	R: 2 E: 0 K: 1 S: 14	H: 3 LOB: 1 BB: 0 P: 22	R: 0 E: 0 K: 1 S: 5	H: 0 LOB: 0 BB: 1 P: 12	R: 0 E: 0 K: 1 S: 6	H: 0 LOB: 1 BB: 1 P: 12		R: 0 E: 0 K: 1 S: 8	H: 0 LOB: 0 BB: 0 P: 10	1B: 3 2B: 1 3B: 0 HR: 0	SF: 0 SAC: 0 DP: 1 HBP: 0	WP: 0 PB: 0 SB: 2 CS: 0	PA: 34									
PITCHER	IP WLS BF H R ER SO BB IBB HBP BLK WP HR S P ERA WHIP																															
Ken Hill, R (1, 1) ERA: 4.76	7.1	29	4	2	2	7	4	0	0	0	0	0	63	110	2.46	1.091																
Shigetoshi Hasegawa, R (8, 1) ERA: 5.19	0.2	2	0	0	0	0	0	0	0	0	0	0	2	2	0.00	0.000																
Troy Percival, R (9, 1) ERA: 1.5	1.0	3	0	0	0	1	0	0	0	0	0	0	8	10	0.00	0.000																

AB 33
R 4
H 6
RBI 2
BB 3
SO 8
LOB 19



AB 30
R 2
H 4
RBI 2
BB 4
SO 8
LOB 11



Batter	1	2	3	4	5	6	7	8	9	AB	R	H	RBI	BB	SO	LOB	TOP								
Darin Erstad, L (1, 3) OBP: 0.337, SLG: 0.352	1-1 G4-3		0-0 P4		2-2 F9			0-3 K		4	0	0	0	0	1	1	Anaheim Angels @ Kansas City Royals Kauffman Stadium, Kansas City, MO Sat Apr 24 1999, 1:05 PM CDT Att: 15,664 - Cloudy - 51 F								
Matt Walbeck, S (1, 2) OBP: 0.326, SLG: 0.364	1-0 G4-3			2-1 G4-3		0-1 G3		2-1 1B		4	0	1	0	0	0	0									
Mo Vaughn, L (1, 10) OBP: 0.286, SLG: 0.462	0-1 G3-1			0-2 HR		0-0 F8		2-1 F8		4	1	1	0	0	0	1									
Tim Salmon, R (1, 9) OBP: 0.481, SLG: 0.716		3-2 F7		1-0 HR		2-1 HR		2-0 P4		4	2	2	3	0	0	1									
16 Garret Anderson, L (1, 8) OBP: 0.313, SLG: 0.459		2-1 P9		4-2 BB		0-3 K2-3		0-3 K		3	0	0	0	1	2	0									
Troy Glaus, R (1, 5) OBP: 0.440, SLG: 0.682		0-0 F9		0-0 P4			2-0 F9		0-3 K	4	0	0	0	0	1	1									
Randy Velarde, R (1, 4) OBP: 0.358, SLG: 0.390			2-2 G5-3	3-2 G5-3		2-2 1B		0-1 1B		4	0	2	0	0	0	1									
Orlando Palmeiro, L (1, 7) OBP: 0.309, SLG: 0.359			3-2 G4-3		1-2 L7		0-1 F7		0-1 F7	4	0	0	0	0	0	2									
Andy Sheets, R (1, 6) OBP: 0.292, SLG: 0.361			4-0 BB		1-2 P4		0-0 L6			2	0	0	0	1	0	1									
Inning Stats	R: 0 E: 0 K: 0 S: 5	H: 0 LOB: 0 BB: 0 P: 7	R: 0 E: 0 K: 0 S: 6	H: 0 LOB: 0 BB: 0 P: 11	R: 0 E: 0 K: 0 S: 7	H: 0 LOB: 1 BB: 1 P: 16	R: 2 E: 0 K: 0 S: 13	H: 2 LOB: 1 BB: 1 P: 23	R: 0 E: 0 K: 1 S: 10	H: 0 LOB: 0 BB: 0 P: 14	R: 1 E: 0 K: 1 S: 8	H: 1 LOB: 1 BB: 0 P: 10	R: 0 E: 0 K: 0 S: 7	H: 1 LOB: 1 BB: 0 P: 11	R: 0 E: 0 K: 1 S: 8	H: 1 LOB: 1 BB: 0 P: 14	R: 0 E: 0 K: 2 S: 10	H: 1 LOB: 1 BB: 0 P: 10	1B: 4 2B: 0 3B: 0 HR: 2	SF: 0 SAC: 0 DP: 0 HBP: 0	WP: 0 PB: 0 SB: 0 CS: 0	PA: 35			
PITCHER	IP	WLS	BF	H	R	ER	SO	BB	IBB	HBP	BLK	WP	HR	S	P	ERA	WHIP								
Jeff Suppan, R (1, 1) ERA: 4.44	7.0		27	4	3	3	1	2	0	0	0	0	2	56	92	3.86	0.857								
Avin Morman, L (8, 1) ERA:	0.2		3	1	0	0	1	0	0	0	0	0	0	7	11	0.00	1.500								
Jose Santiago, R (8, 1) ERA: 2.57	1.1	W	5	1	0	0	2	0	0	0	0	0	0	11	13	0.00	0.750								

Batter	1	2	3	4	5	6	7	8	9	AB	R	H	RBI	BB	SO	LOB	BOTTOM								
Carlos Beltrán, S (1, 8) OBP: 0.310, SLG: 0.373	3-3 K SH2-3		0-2 1B		2-1 F8	4-2 BB		1-1 FC6 SH3-4 1B		4	0	2	0	1	1	0	Anaheim Angels @ Kansas City Royals Kauffman Stadium, Kansas City, MO Sat Apr 24 1999, 1:05 PM CDT Att: 15,664 - Cloudy - 51 F								
Carlos Febles, R (1, 4) OBP: 0.350, SLG: 0.472	0-0 SH2-3		1 SAFE 2-1 G5-3		4-2 29 E 1B BB	1-3 K		1-0 SH3-4		2	0	0	0	1	1	3									
Joe Randa, R (1, 5) OBP: 0.314, SLG: 0.429	2-3 K			2-0 G6-3	1-0 29 E 1B		1-3 K	4-0 29 FC6 1B		4	0	1	0	1	2	1									
29 Mike Sweeney, R (1, 10) OBP: 0.418, SLG: 0.549	1-3 K			1-1 E6 WP 1B	0-0 E3		3-2 WP SF9 2B	2-2 FC6		5	2	1	1	0	1	5									
Jermaine Dye, R (1, 9) OBP: 0.314, SLG: 0.524		0-0 F9		3-1 P4	0-0 F8		4-2 BB	2-2 G5-3		4	0	0	0	1	0	6									
Johnny Damon, L (1, 7) OBP: 0.290, SLG: 0.237		3-2 G6-3		4-2 1B BB	1-2 F9		4-2 BB			2	1	0	0	2	0	3									
Larry Sutton, L (1, 3) ERA: 6.75		1-2 L7		1-1 1B		1-0 G4-3		0-2 SF9		3	0	1	1	0	0	0									
Scott Leius, R (7, PH) OBP: 0.188, SLG: 0.429				E: 1 LOB: 2 S: 11						0	0	0	1	0	0	0									
Steve Scarsone, R (9, 3) OBP: 0.316, SLG: 0.188				1-3 3-H 1B						0	0	0	0	0	0	0									
Tim Spehr, R (1, 2) OBP: 0.267, SLG: 0.286			2-3 K	1-0 1B	1-2 1B		2-2 F8	0-3 K		4	0	1	1	0	2	2									
Rey Sanchez, R (1, 6) OBP: 0.290, SLG: 0.390			0-0 L3		1-0 F9		0-0 1B	0-1 SH3-4 29 FC6 1B		4	1	2	0	0	0	2									
Inning Stats	R: 0 E: 0 K: 3 S: 11	H: 0 LOB: 1 BB: 0 P: 17	R: 0 E: 0 K: 0 S: 9	H: 0 LOB: 0 BB: 0 P: 13	R: 0 E: 0 K: 1 S: 9	H: 1 LOB: 1 BB: 0 P: 13	R: 2 E: 1 K: 0 S: 11	H: 2 LOB: 2 BB: 1 P: 24	R: 0 E: 0 K: 1 S: 13	H: 1 LOB: 3 BB: 1 P: 19	R: 1 E: 0 K: 2 S: 17	H: 1 LOB: 2 BB: 2 P: 29	R: 1 E: 0 K: 0 S: 12	H: 2 LOB: 2 BB: 1 P: 22	R: 1 E: 0 K: 2 S: 12	H: 2 LOB: 2 BB: 1 P: 22	1B: 7 2B: 1 3B: 0 HR: 0	SF: 1 SAC: 2 DP: 0 HBP: 0	WP: 3 PB: 1 SB: 1 CS: 0	PA: 41					
PITCHER	IP	WLS	BF	H	R	ER	SO	BB	IBB	HBP	BLK	WP	HR	S	P	ERA	WHIP								
Steve Sparks, R (1, 1) ERA: 6.75	5.2		28	5	2	0	4	3	0	0	0	0	0	61	103	0.00	1.412								
Al Levine, R (6, 1) ERA: 1.54	0.2	H	4	1	1	1	2	1	0	0	0	1	0	12	21	13.50	3.000								
Mike Holtz, L (7, 1) ERA:	0.0		1	0	0	0	0	1	0	0	0	0	0	2	6	∞	∞								
Shigetoshi Hasegawa, R (7, 1) ERA: 5.23	1.2	L	8	2	1	1	1	0	1	0	0	0	0	18	28	5.40	1.200								

AB	33
R	3
H	6
RBI	3
BB	2
SO	4
LOB	8



Batter	1	2	3	4	5	6	7	8	9	AB	R	H	RBI	BB	SO	LOB	TOP					
Shannon Stewart, R (1, 7) OBP: 0.440, SLG: 0.494										5	1	2	0	0	2	2						
José Cruz Jr., S (1, 8) OBP: 0.398, SLG: 0.395										5	1	1	2	0	1	1						
Shawn Green, L (1, 9) OBP: 0.356, SLG: 0.613										4	2	2	1	0	0	0						
Carlos Delgado, L (1, 3) OBP: 0.371, SLG: 0.456										4	1	0	0	1	1	0						
Tony Fernandez, S (1, 5) OBP: 0.489, SLG: 0.548										5	1	3	2	0	0	0						
Willie Greene, L (1, 10) OBP: 0.354, SLG: 0.410										2	1	0	0	1	0	3						
Mark Dalesandro, R (7, PH)										2	0	0	0	0	0	0						
Darrin Fletcher, L (1, 2) OBP: 0.350, SLG: 0.500										5	0	2	2	0	1	2						
Alex Gonzalez, R (1, 6) OBP: 0.352, SLG: 0.398										4	1	1	0	1	1	4						
Pat Kelly, R (1, 4) OBP: 0.350, SLG: 0.694										3	2	2	2	1	0	0						
Inning Stats	R: 4 E: 0 K: 1 S: 17	H: 4 LOB: 1 BB: 2 P: 31	R: 0 E: 0 K: 0 S: 4	H: 0 LOB: 0 BB: 0 P: 5	R: 0 E: 0 K: 1 S: 6	H: 1 LOB: 1 BB: 0 P: 10	R: 2 E: 0 K: 1 S: 20	H: 1 LOB: 0 BB: 1 P: 30	R: 1 E: 0 K: 0 S: 11	H: 2 LOB: 2 BB: 0 P: 19	R: 3 E: 1 K: 0 S: 11	H: 3 LOB: 0 BB: 0 P: 17	R: 0 E: 0 K: 1 S: 11	H: 1 LOB: 2 BB: 1 P: 16	R: 0 E: 0 K: 0 S: 6	H: 0 LOB: 0 BB: 0 P: 8	R: 0 E: 0 K: 0 S: 5	H: 1 LOB: 1 BB: 0 P: 8	1B: 7 2B: 5 3B: 0 HR: 1	SF: 1 SAC: 0 DP: 0 HBP: 0	WP: 0 PB: 0 SB: 5 CS: 0	PA: 44
PITCHER	IP WLS BF H R ER SO BB IBB HBP BLK WP HR S P ERA WHIP																					
Omar Olivares, R (1, 1) ERA: 3.7	4.0 L 20 6 6 6 3 3 0 0 0 0 0 1 47 76 13.50 2.250																					
Mike Magnante, L (5, 1) ERA: 3.0	2.0 12 5 4 3 1 0 0 0 0 0 0 0 22 36 13.50 2.500																					
Mark Petkovsek, R (7, 1) ERA: 0.82	2.0 8 1 0 0 2 1 0 0 0 0 0 0 17 24 0.00 1.000																					
Mike Holtz, L (9, 1) ERA:	1.0 4 1 0 0 0 0 0 0 0 0 0 0 5 8 0.00 1.000																					

Toronto Blue Jays @ Anaheim Angels
Edison International Field, Anaheim, CA
Tue Apr 27 1999, 10:05 PM EDT
Att: 17,899 - Cloudy - 60 F

AB 39
R 10
H 13
RBI 9
BB 4
SO 6
LOB 12



Batter	1	2	3	4	5	6	7	8	9	AB	R	H	RBI	BB	SO	LOB	BOTTOM					
Darin Erstad, L (1, 3) OBP: 0.366, SLG: 0.397										3	0	1	0	1	1	0						
Randy Velarde, R (1, 4) OBP: 0.382, SLG: 0.373										2	0	0	0	0	0	0						
Jeff Huson, L (6, PH) (7, 4)										2	0	0	0	0	0	2						
Mo Vaughn, L (1, 10) OBP: 0.364, SLG: 0.474										3	0	0	0	1	0	2						
Tim Salmon, R (1, 9) OBP: 0.456, SLG: 0.653										4	0	1	0	0	1	0						
16 Garret Anderson, L (1, 8) OBP: 0.281, SLG: 0.410										4	0	0	0	0	0	2						
Troy Glaus, R (1, 5) OBP: 0.439, SLG: 0.648										1	0	0	0	1	1	0						
Tim Unroe, R (7, 5) OBP: 0.444, SLG: 0.556										2	0	2	0	0	0	0						
Todd Greene, R (1, 7) OBP: 0.277, SLG: 0.459										4	0	0	0	0	0	3						
Matt Walbeck, S (1, 2) OBP: 0.300, SLG: 0.333										3	0	0	0	0	1	1						
Andy Sheets, R (1, 6) OBP: 0.294, SLG: 0.406										3	1	1	1	0	0	0						
Inning Stats	R: 0 E: 0 K: 1 S: 10	H: 1 LOB: 1 BB: 1 P: 20	R: 0 E: 0 K: 0 S: 6	H: 0 LOB: 0 BB: 1 P: 11	R: 0 E: 0 K: 0 S: 5	H: 0 LOB: 0 BB: 0 P: 10	R: 0 E: 0 K: 0 S: 7	H: 0 LOB: 0 BB: 0 P: 9	R: 0 E: 0 K: 1 S: 5	H: 0 LOB: 0 BB: 0 P: 11	R: 0 E: 0 K: 0 S: 10	H: 1 LOB: 1 BB: 0 P: 16	R: 0 E: 0 K: 0 S: 6	H: 1 LOB: 1 BB: 0 P: 8	R: 1 E: 0 K: 1 S: 14	H: 1 LOB: 1 BB: 1 P: 25	R: 0 E: 0 K: 1 S: 8	H: 1 LOB: 1 BB: 0 P: 12	1B: 3 2B: 1 3B: 0 HR: 1	SF: 0 SAC: 0 DP: 1 HBP: 0	WP: 0 PB: 0 SB: 0 CS: 0	PA: 34
PITCHER	IP WLS BF H R ER SO BB IBB HBP BLK WP HR S P ERA WHIP																					
Pat Hentgen, R (1, 1) ERA: 5.27	7.0 W 25 3 0 0 2 2 0 0 0 0 0 1 49 85 0.00 0.714																					
Steve Sinclair, L (8, 1) ERA: 4.5	2.0 9 2 1 1 2 1 0 0 0 0 0 1 22 37 4.50 1.500																					

Toronto Blue Jays @ Anaheim Angels
Edison International Field, Anaheim, CA
Tue Apr 27 1999, 10:05 PM EDT
Att: 17,899 - Cloudy - 60 F

AB 31
R 1
H 5
RBI 1
BB 3
SO 4
LOB 10



Batter	1	2	3	4	5	6	7	8	9	AB	R	H	RBI	BB	SO	LOB	TOP					
Ray Durham, S OBP: 0.402, SLG: 0.570	G4-3		K		K		G4-3		K	5	0	0	0	0	3	0	Chicago White Sox @ Anaheim Angels Edison International Field, Anaheim, CA Fri Apr 30 1999, 10:05 PM EDT Att: 35,053 - Cloudy - 60 F					
Mike Caruso, S OBP: 0.272, SLG: 0.263	F7		G4-3		G6-3		F8			4	0	1	0	0	0	0						
Frank Thomas, R OBP: 0.511, SLG: 0.606	1B		F8		G6-3		F9			3	0	0	0	1	0	1						
Magglio Ordonez, R OBP: 0.341, SLG: 0.560	1B				14 1B		G6-3			3	1	2	0	1	0	0						
Greg Norton, S OBP: 0.429, SLG: 0.328	F7				G4-3		14 BB			2	0	0	0	2	0	4						
14 Paul Konerko, R OBP: 0.291, SLG: 0.297					1B		G5-3			3	0	1	1	1	0	0						
25 Jeff Abbott, R OBP: 0.213, SLG: 0.214					1B		L7			4	0	0	0	0	2	4						
Brook Fordyce, R OBP: 0.286, SLG: 0.308					1B		G4-3			4	0	1	0	0	1	2						
McKay Christensen, L OBP: 0.318, SLG: 0.385					K		G1-3		B5	4	0	0	0	0	1	3						
Inning Stats	R: 0 E: 0 K: 0 S: 10	H: 1 LOB: 2 BB: 1 P: 23	R: 0 E: 0 K: 0 S: 8	H: 1 LOB: 1 BB: 0 P: 14	R: 0 E: 0 K: 1 S: 7	H: 0 LOB: 0 BB: 0 P: 12	R: 1 E: 0 K: 2 S: 15	H: 2 LOB: 2 BB: 1 P: 29	R: 0 E: 0 K: 1 S: 10	H: 1 LOB: 2 BB: 1 P: 21	R: 0 E: 0 K: 0 S: 5	H: 0 LOB: 0 BB: 0 P: 12	R: 0 E: 0 K: 1 S: 8	H: 0 LOB: 2 BB: 2 P: 18	R: 0 E: 0 K: 2 S: 8	H: 0 LOB: 0 BB: 0 P: 11	1B: 5 2B: 0 3B: 0 HR: 0	SF: 0 SAC: 0 DP: 0 HBP: 0	WP: 0 PB: 0 SB: 2 CS: 0	PA: 37		
PITCHER	IP WLS BF H R ER SO BB IBB HBP BLK WP HR S P ERA WHIP	IP WLS BF H R ER SO BB IBB HBP BLK WP HR S P ERA WHIP	IP WLS BF H R ER SO BB IBB HBP BLK WP HR S P ERA WHIP	IP WLS BF H R ER SO BB IBB HBP BLK WP HR S P ERA WHIP	IP WLS BF H R ER SO BB IBB HBP BLK WP HR S P ERA WHIP	IP WLS BF H R ER SO BB IBB HBP BLK WP HR S P ERA WHIP	IP WLS BF H R ER SO BB IBB HBP BLK WP HR S P ERA WHIP	IP WLS BF H R ER SO BB IBB HBP BLK WP HR S P ERA WHIP	IP WLS BF H R ER SO BB IBB HBP BLK WP HR S P ERA WHIP	IP WLS BF H R ER SO BB IBB HBP BLK WP HR S P ERA WHIP	IP WLS BF H R ER SO BB IBB HBP BLK WP HR S P ERA WHIP	IP WLS BF H R ER SO BB IBB HBP BLK WP HR S P ERA WHIP	IP WLS BF H R ER SO BB IBB HBP BLK WP HR S P ERA WHIP	IP WLS BF H R ER SO BB IBB HBP BLK WP HR S P ERA WHIP	IP WLS BF H R ER SO BB IBB HBP BLK WP HR S P ERA WHIP	IP WLS BF H R ER SO BB IBB HBP BLK WP HR S P ERA WHIP	IP WLS BF H R ER SO BB IBB HBP BLK WP HR S P ERA WHIP	IP WLS BF H R ER SO BB IBB HBP BLK WP HR S P ERA WHIP	IP WLS BF H R ER SO BB IBB HBP BLK WP HR S P ERA WHIP	IP WLS BF H R ER SO BB IBB HBP BLK WP HR S P ERA WHIP	IP WLS BF H R ER SO BB IBB HBP BLK WP HR S P ERA WHIP	IP WLS BF H R ER SO BB IBB HBP BLK WP HR S P ERA WHIP

AB	32
R	1
H	5
RBI	1
BB	5
SO	7
LOB	14



Batter	1	2	3	4	5	6	7	8	9	AB	R	H	RBI	BB	SO	LOB	BOTTOM					
Orlando Palmeiro, L OBP: 0.346, SLG: 0.356	F8		G6-3							2	1	0	0	2	0	0	Chicago White Sox @ Anaheim Angels Edison International Field, Anaheim, CA Fri Apr 30 1999, 10:05 PM EDT Att: 35,053 - Cloudy - 60 F					
Randy Velarde, R OBP: 0.379, SLG: 0.432	G4-3		G1-6-3		G3					3	1	1	0	1	0	1						
Mo Vaughn, L OBP: 0.417, SLG: 0.656	G4-3									3	0	1	0	0	0	1						
Tim Lincecum, R OBP: 0.583, SLG: 0.600					FC6-4		G4-3			0	0	0	0	0	0	0						
Tim Salmon, R OBP: 0.452, SLG: 0.674	F7				FC6-4		G6-3			3	0	1	1	0	0	2						
Darin Erstad, L OBP: 0.355, SLG: 0.402					F8		G6-3			4	0	1	0	0	1	3						
Troy Glaus, R OBP: 0.438, SLG: 0.683					G5-3		P8			4	0	0	0	0	0	4						
16 Garret Anderson, L OBP: 0.294, SLG: 0.468										3	1	1	1	0	1	1						
Todd Greene, R OBP: 0.265, SLG: 0.438										3	0	0	0	0	0	1						
Charlie O'Brien, R OBP: 0.167, SLG: 0.095										0	0	0	0	0	0	0						
Andy Sheets, R OBP: 0.288, SLG: 0.440										3	0	0	0	0	1	0						
Inning Stats	R: 0 E: 0 K: 0 S: 9	H: 1 LOB: 1 BB: 0 P: 13	R: 0 E: 0 K: 1 S: 7	H: 1 LOB: 0 BB: 0 P: 10	R: 0 E: 0 K: 0 S: 5	H: 0 LOB: 0 BB: 0 P: 9	R: 0 E: 0 K: 0 S: 11	H: 1 LOB: 1 BB: 0 P: 16	R: 1 E: 0 K: 0 S: 7	H: 1 LOB: 1 BB: 1 P: 14	R: 0 E: 0 K: 0 S: 7	H: 1 LOB: 1 BB: 0 P: 13	R: 0 E: 0 K: 1 S: 5	H: 0 LOB: 0 BB: 0 P: 9	R: 2 E: 1 K: 1 S: 11	H: 0 LOB: 1 BB: 2 P: 27	1B: 1 2B: 3 3B: 0 HR: 1	SF: 1 SAC: 0 DP: 0 HBP: 1	WP: 0 PB: 0 SB: 0 CS: 0	PA: 33		
PITCHER	IP WLS BF H R ER SO BB IBB HBP BLK WP HR S P ERA WHIP	IP WLS BF H R ER SO BB IBB HBP BLK WP HR S P ERA WHIP	IP WLS BF H R ER SO BB IBB HBP BLK WP HR S P ERA WHIP	IP WLS BF H R ER SO BB IBB HBP BLK WP HR S P ERA WHIP	IP WLS BF H R ER SO BB IBB HBP BLK WP HR S P ERA WHIP	IP WLS BF H R ER SO BB IBB HBP BLK WP HR S P ERA WHIP	IP WLS BF H R ER SO BB IBB HBP BLK WP HR S P ERA WHIP	IP WLS BF H R ER SO BB IBB HBP BLK WP HR S P ERA WHIP	IP WLS BF H R ER SO BB IBB HBP BLK WP HR S P ERA WHIP	IP WLS BF H R ER SO BB IBB HBP BLK WP HR S P ERA WHIP	IP WLS BF H R ER SO BB IBB HBP BLK WP HR S P ERA WHIP	IP WLS BF H R ER SO BB IBB HBP BLK WP HR S P ERA WHIP	IP WLS BF H R ER SO BB IBB HBP BLK WP HR S P ERA WHIP	IP WLS BF H R ER SO BB IBB HBP BLK WP HR S P ERA WHIP	IP WLS BF H R ER SO BB IBB HBP BLK WP HR S P ERA WHIP	IP WLS BF H R ER SO BB IBB HBP BLK WP HR S P ERA WHIP	IP WLS BF H R ER SO BB IBB HBP BLK WP HR S P ERA WHIP	IP WLS BF H R ER SO BB IBB HBP BLK WP HR S P ERA WHIP	IP WLS BF H R ER SO BB IBB HBP BLK WP HR S P ERA WHIP	IP WLS BF H R ER SO BB IBB HBP BLK WP HR S P ERA WHIP	IP WLS BF H R ER SO BB IBB HBP BLK WP HR S P ERA WHIP	IP WLS BF H R ER SO BB IBB HBP BLK WP HR S P ERA WHIP

AB	28
R	3
H	5
RBI	2
BB	3
SO	3
LOB	13



Batter	1	2	3	4	5	6	7	8	9	AB	R	H	RBI	BB	SO	LOB	TOP									
Ray Durham, S OBP: 0.402, SLG: 0.595 (1, 4)	G6-3		K				G5-3		HR	5	1	2	4	0	1	1	Chicago White Sox @ Anaheim Angels Edison International Field, Anaheim, CA Sat May 01 1999, 10:05 PM EDT Att: 35,296 - Unknown - 60 F livebaseballscorecards.com									
Mike Caruso, S OBP: 0.279, SLG: 0.284 (1, 6)	2B		FC4-6			1B		K	F8	5	1	2	0	0	1	2										
Frank Thomas, R OBP: 0.527, SLG: 0.609 Craig Wilson, R OBP: 0.286, SLG: 0.091 (1, 3) (9, 5)	BB		CS		FC4-6		F9		S	3	0	2	0	2	0	1										
Magglio Ordonez, R OBP: 0.345, SLG: 0.544 (1, 9)	K				FC4-6		FC6		G1-6-3	4	0	1	0	1	1	4										
Greg Norton, S OBP: 0.427, SLG: 0.381 (1, 5) (9, 3)	K				G6-3		FC6		HR	5	1	2	2	0	1	5										
Darin Jackson, R OBP: 0.400, SLG: 0.692 (1, 8) (9, 7)		P4				G6-3		FC6		25	2	0	0	0	0	2										
14 Paul Konerko, R OBP: 0.247, SLG: 0.279 (1, 10)		G1-3				L9		G4-3		P5	4	0	0	0	0	4										
25 Jeff Abbott, R OBP: 0.235, SLG: 0.222 Mickey Christensen, L OBP: 0.318, SLG: 0.385 (1, 7) (9, PR) (9, 8)		G6-3				G6-3		G6-3		1B	3	1	1	0	1	0										
Brook Fordyce, R OBP: 0.289, SLG: 0.310 Jeff Liefer, L OBP: 0.345, SLG: 0.333 Mark Johnson, L OBP: 0.276, SLG: 0.200 (1, 2) (9, PH) (9, 2)					FC4-6		K		HR	3	0	1	1	0	1	1										
Inning Stats	R: 0 E: 0 K: 2 S: 19	H: 1 LOB: 2 BB: 1 P: 30	R: 0 E: 0 K: 0 S: 8	H: 0 LOB: 0 BB: 0 P: 10	R: 0 E: 0 K: 1 S: 7	H: 1 LOB: 0 BB: 0 P: 8	R: 0 E: 0 K: 0 S: 7	H: 1 LOB: 0 BB: 0 P: 11	R: 2 E: 0 K: 0 S: 8	H: 2 LOB: 1 BB: 1 P: 15	R: 1 E: 0 K: 0 S: 15	H: 3 LOB: 2 BB: 0 P: 21	R: 0 E: 0 K: 1 S: 6	H: 0 LOB: 0 BB: 0 P: 7	R: 0 E: 0 K: 1 S: 10	H: 1 LOB: 0 BB: 0 P: 13		R: 5 E: 0 K: 0 S: 22	H: 5 LOB: 2 BB: 2 P: 35	1B: 10 2B: 2 3B: 0 HR: 2	SF: 0 SAC: 0 DP: 1 HBP: 0	WP: 0 PB: 0 SB: 2 CS: 2	PA: 42			
PITCHER	IP	WLS	BF	H	R	ER	SO	BB	IBB	HBP	BLK	WP	HR	S	P	ERA	WHIP									
Chuck Finley, L ERA: 6.19 Shigetoshi Hasegawa, R ERA: 4.85 Troy Percival, R ERA: 5.59 Mark Petkovsek, R ERA: 0.75 (1, 1) (8, 1) (9, 1) (9, 1)	7.0		28	8	3	3	4	2	0	0	0	0	0	0	70	102	3.86	1.429								

Batter	1	2	3	4	5	6	7	8	9	AB	R	H	RBI	BB	SO	LOB	BOTTOM								
Orlando Palmeiro, L OBP: 0.360, SLG: 0.364 (1, 7)	WP							F8		4	1	2	0	1	0	1	Chicago White Sox @ Anaheim Angels Edison International Field, Anaheim, CA Sat May 01 1999, 10:05 PM EDT Att: 35,296 - Unknown - 60 F livebaseballscorecards.com								
Randy Velarde, R OBP: 0.389, SLG: 0.465 (1, 4)	1B				G5-3			K		4	1	2	2	1	1	2									
Mo Vaughn, L OBP: 0.390, SLG: 0.583 (1, 10)	P7				G6-3			K		4	1	0	0	1	2	3									
Tim Salmon, R OBP: 0.459, SLG: 0.667 (1, 9)	P6				F9					4	0	2	0	1	0	1									
Darin Erstad, L OBP: 0.348, SLG: 0.392 (1, 3)	1B				K			K		5	1	1	0	0	2	6									
Troy Glaus, R OBP: 0.436, SLG: 0.667 (1, 5)	K							F8		5	1	2	1	0	2	3									
16 Garret Anderson, L OBP: 0.308, SLG: 0.485 (1, 8)		G5-3								5	0	3	2	0	1	1									
Charlie O'Brien, R OBP: 0.143, SLG: 0.080 (1, 2)	K				G4-3			K		4	0	0	0	0	2	4									
Andy Sheets, R OBP: 0.286, SLG: 0.443 (1, 6)					G6-3			F7		4	0	1	0	0	0	2									
Inning Stats	R: 1 E: 0 K: 1 S: 17	H: 3 LOB: 0 BB: 0 P: 29	R: 0 E: 0 K: 1 S: 11	H: 1 LOB: 1 BB: 0 P: 16	R: 1 E: 0 K: 1 S: 7	H: 1 LOB: 0 BB: 0 P: 12	R: 1 E: 0 K: 0 S: 12	H: 3 LOB: 2 BB: 0 P: 16	R: 2 E: 0 K: 0 S: 11	H: 3 LOB: 1 BB: 1 P: 17	R: 0 E: 0 K: 2 S: 15	H: 0 LOB: 3 BB: 3 P: 33	R: 0 E: 0 K: 1 S: 9	H: 1 LOB: 1 BB: 0 P: 14	R: 0 E: 0 K: 2 S: 9	H: 0 LOB: 0 BB: 0 P: 11		R: 0 E: 0 K: 2 S: 15	H: 1 LOB: 1 BB: 0 P: 19	1B: 10 2B: 2 3B: 0 HR: 1	SF: 0 SAC: 0 DP: 1 HBP: 0	WP: 1 PB: 0 SB: 3 CS: 0	PA: 43		
PITCHER	IP	WLS	BF	H	R	ER	SO	BB	IBB	HBP	BLK	WP	HR	S	P	ERA	WHIP								
James Baldwin, R ERA: 6.0 Sean Lowe, R ERA: 1.93 Bryan Ward, L ERA: 7.56 David Lundquist, R ERA: 4.0 Bob Howry, R ERA: 1.6 (1, 1) (5, 1) (6, 1) (7, 1) (9, 1)	4.1		25	11	5	5	3	1	0	0	0	0	0	7	15	0.00	2.000								

Batter	1	2	3	4	5	6	7	8	9	AB	R	H	RBI	BB	SO	LOB	TOP			
Ray Durham, S OBP: 0.386, SLG: 0.568 (1, 4)	G6-3		F7			K		G4-3		4	0	0	0	0	1	1	Chicago White Sox @ Anaheim Angels Edison International Field, Anaheim, CA Sun May 02 1999, 8:05 PM EDT Att: 34,737 - Cloudy - 59 F			
Mike Caruso, S OBP: 0.276, SLG: 0.282 (1, 6)	G6-3			G5-3		E4 1B		F9		4	1	1	0	0	0	1				
Frank Thomas, R OBP: 0.526, SLG: 0.597 (1, 10)	G6-3			G5-4-3 BB					K	3	0	1	1	1	1	0				
Magglio Ordonez, R OBP: 0.341, SLG: 0.530 (1, 9)		G6-4-3 1B		G5-4-3 1-2		G5-3			G1-3	4	0	1	0	0	0	2				
Greg Norton, S OBP: 0.419, SLG: 0.388 (1, 5)	G6-4-3 1-2				G4-3 SF7 2B		G5-3		F7	4	1	1	0	0	0	1				
Jeff Liefer, L OBP: 0.313, SLG: 0.300 (1, 3)	G3				G4-3		F7			3	0	0	0	0	0	1				
Chris Singleton, L OBP: 0.227, SLG: 0.400 (1, 7)					SF7		G4-3			2	1	1	2	0	0	0				
Mark Johnson, L OBP: 0.250, SLG: 0.179 (1, 2)				HR	G4-3			E1 G4-3		3	0	0	0	0	1	0				
McKay Christensen, L OBP: 0.298, SLG: 0.357 (1, 8)			F8			G5-3		F8		3	0	0	0	0	0	1				
Inning Stats	R: 0 E: 0 K: 0 S: 6	H: 0 LOB: 0 BB: 0 P: 11	R: 0 E: 0 K: 0 S: 6	H: 1 LOB: 0 BB: 0 P: 9	R: 1 E: 0 K: 1 S: 11	H: 1 LOB: 0 BB: 0 P: 19	R: 0 E: 0 K: 0 S: 5	H: 0 LOB: 0 BB: 0 P: 10	R: 1 E: 0 K: 1 S: 9	H: 1 LOB: 0 BB: 0 P: 12	R: 0 E: 0 K: 0 S: 5	H: 0 LOB: 0 BB: 0 P: 6	R: 0 E: 1 K: 1 S: 7	H: 0 LOB: 1 BB: 0 P: 13	R: 0 E: 0 K: 1 S: 8	H: 0 LOB: 0 BB: 0 P: 12	1B: 3 2B: 1 3B: 0 HR: 1	SF: 1 SAC: 0 DP: 2 HBP: 0	WP: 0 PB: 0 SB: 0 CS: 0	PA: 32
PITCHER Omar Olivares, R ERA: 3.24 (1, 1)	IP: 9.0 WLS: W BF: 32 H: 5 R: 3 ER: 2 SO: 3 BB: 1 IBB: 0 HBP: 0 BLK: 0 WP: 0 HR: 1 S: 64 P: 102 ERA: 2.00 WHIP: 0.667															PITCHER				

Batter	1	2	3	4	5	6	7	8	9	AB	R	H	RBI	BB	SO	LOB	BOTTOM			
Darin Erstad, L OBP: 0.350, SLG: 0.392 (1, 3)	G4-3		F7			BB SF8 1B		K		5	1	2	0	0	1	0	Chicago White Sox @ Anaheim Angels Edison International Field, Anaheim, CA Sun May 02 1999, 8:05 PM EDT Att: 34,737 - Cloudy - 59 F			
Randy Velarde, R OBP: 0.407, SLG: 0.471 (1, 4)	S 1B		E 1B		SF8 SF9 BB		P4			3	2	2	0	2	0	0				
Mo Vaughn, L OBP: 0.391, SLG: 0.550 (1, 10)	L7		E8 1B		FC6-4 BB		K			4	0	1	0	1	1	4				
Tim Salmon, R OBP: 0.451, SLG: 0.656 (1, 9)	K				SF8 1B		P4			3	0	1	2	0	1	4				
Troy Glaus, R OBP: 0.429, SLG: 0.667 (1, 5)		G3-1	F8		SF9			16 HR 2B		3	1	1	1	0	0	2				
16 Garret Anderson, L OBP: 0.315, SLG: 0.515 (1, 8)		F8			FC6-4 1-2			HR		4	1	2	2	0	0	1				
Tim Lincecum, R OBP: 0.660, SLG: 0.846 Orlando Palmeiro, L OBP: 0.356, SLG: 0.359 (1, 7) (7, 7)					L8		HR	P4		3	1	2	1	0	0	1				
Matt Walbeck, S OBP: 0.317, SLG: 0.309 (1, 2)		F8			F7			K		3	0	0	0	1	1	2				
Andy Sheets, R OBP: 0.276, SLG: 0.427 (1, 6)			G6-3		G6-3		SH3-4 BB	K		3	0	0	0	0	1	1				
Inning Stats	R: 0 E: 0 K: 1 S: 11	H: 1 LOB: 1 BB: 0 P: 15	R: 0 E: 0 K: 0 S: 7	H: 1 LOB: 0 BB: 0 P: 13	R: 1 E: 1 K: 0 S: 10	H: 3 LOB: 2 BB: 0 P: 18	R: 0 E: 0 K: 0 S: 11	H: 1 LOB: 1 BB: 0 P: 18	R: 2 E: 0 K: 1 S: 11	H: 1 LOB: 1 BB: 2 P: 20	R: 1 E: 0 K: 0 S: 11	H: 2 LOB: 3 BB: 2 P: 26	R: 2 E: 0 K: 2 S: 10	H: 2 LOB: 0 BB: 0 P: 14	R: 0 E: 0 K: 1 S: 7	H: 0 LOB: 0 BB: 0 P: 10	1B: 8 2B: 1 3B: 0 HR: 2	SF: 2 SAC: 1 DP: 0 HBP: 0	WP: 0 PB: 0 SB: 1 CS: 0	PA: 39
PITCHER Jim Parque, L ERA: 4.3 Keith Foulke, R ERA: 2.81 (1, 1) (6, 1)	IP: 5.0 WLS: L BF: 26 H: 8 R: 4 ER: 4 SO: 4 BB: 3 IBB: 0 HBP: 0 BLK: 0 WP: 0 HR: 1 S: 52 P: 92 ERA: 7.20 WHIP: 2.200															PITCHER				


AB	30
R	3
H	5
RBI	3
BB	1
SO	3
LOB	7

AB	32
R	6
H	11
RBI	6
BB	4
SO	5
LOB	15

Batter	1	2	3	4	5	6	7	8	9	AB	R	H	RBI	BB	SO	LOB	TOP							
Ray Durham, S OBP: 0.387, SLG: 0.554	4-1 2B SF4 BB		3-2 L6			0-0 1B HR		0-0 FC1-6 1B		0-0 F7							4 2 1 0 1 0 3							
Mike Caruso, S OBP: 0.294, SLG: 0.289	1-2 F8		0-1 F7			0-1 1B HR		0-0 1B		0-0 L3							5 1 2 1 0 0 1							
Frank Thomas, R OBP: 0.515, SLG: 0.600 Jeff Liefer, L OBP: 0.303, SLG: 0.290	2-0 2B					1-2 2-3 1B		0-0 SF8		1-3 K							3 0 1 1 0 1 2 1 0 0 0 0 1 0							
Magglio Ordonez, R OBP: 0.344, SLG: 0.575	1-1 SF4					1-2 G3 14 3B		0-1 HR		1-1 G1-4-3							4 2 2 4 0 0 0							
Greg Norton, S OBP: 0.400, SLG: 0.366	2-1 G3-1					3-2 G3		1-3 K		0-2 F8							4 0 0 0 0 1 2							
14 Paul Konerko, R OBP: 0.247, SLG: 0.306						2-2 G6-3		0-0 G4-3		1-2 G1-3							4 0 1 1 0 0 0							
Chris Singleton, L OBP: 0.231, SLG: 0.417						3-H L4		0-2 F8		0-0 25 G4-3 2B							4 0 1 0 0 0 1							
25 Jeff Abbott, R OBP: 0.255, SLG: 0.306						1-1 F8		0-0 HR		0-1 FC1-6 1B							4 2 2 1 0 0 1							
Brook Fordyce, R OBP: 0.306, SLG: 0.326						0-1 F8		0-1 1B SF8		1-1 FC1-6 1B							4 1 2 0 0 0 1							
Inning Stats	R: 1 E: 0 K: 0 S: 9	H: 1 LOB: 1 BB: 1 P: 19	R: 0 E: 0 K: 0 S: 6	H: 0 LOB: 0 BB: 0 P: 9	R: 0 E: 0 K: 0 S: 7	H: 0 LOB: 0 BB: 0 P: 10	R: 1 E: 0 K: 0 S: 18	H: 2 LOB: 1 BB: 0 P: 28	R: 5 E: 0 K: 1 S: 13	H: 5 LOB: 0 BB: 0 P: 14	R: 1 E: 0 K: 0 S: 12	H: 3 LOB: 2 BB: 0 P: 16	R: 0 E: 0 K: 0 S: 8	H: 0 LOB: 0 BB: 0 P: 10	R: 0 E: 0 K: 0 S: 5	H: 1 LOB: 1 BB: 0 P: 5	R: 0 E: 0 K: 1 S: 6	H: 0 LOB: 0 BB: 0 P: 7	1B: 6 2B: 3 3B: 1 HR: 2	SF: 2 SAC: 0 DP: 0 HBP: 0	WP: 0 PB: 0 SB: 0 CS: 0	PA: 40		
PITCHER	IP WLS BF H R ER SO BB IBB HBP BLK WP HR S P ERA WHIP	4.1 L 22 8 7 7 0 1 0 0 0 0 2 49 75 14.54 2.077	3.2 15 4 1 1 2 0 0 0 0 0 0 0 29 36 2.46 1.091	1.0 3 0 0 0 1 0 0 0 0 0 0 0 6 7 0.00 0.000																				

Chicago White Sox @ Anaheim Angels
Edison International Field, Anaheim, CA
Mon May 03 1999, 4:05 PM EDT
Att: 31,995 - Cloudy - 65 F

AB 37
R 8
H 12
RBI 8
BB 1
SO 3
LOB 11



Batter	1	2	3	4	5	6	7	8	9	AB	R	H	RBI	BB	SO	LOB	BOTTOM							
Orlando Palmeiro, L OBP: 0.352, SLG: 0.366	3-2 F9 G3 2B		1-2 P4			1-2 FC5-4 G4-6-3				1-2 G3							4 1 1 0 0 0 1							
Randy Velarde, R OBP: 0.393, SLG: 0.453	1-2 F9					0-0 G4-6-3				2-3 K							4 0 0 0 0 1 2							
Mo Vaughn, L OBP: 0.380, SLG: 0.523	1-2 G3					0-0 G4-3				0-3 K							4 0 1 1 0 1 0							
Tim Salmon, R OBP: 0.443, SLG: 0.642 Tim Lincecum, R OBP: 0.563, SLG: 0.786	2-1 F8					3-2 F8				0-0 FC6-4 1B							2 0 0 0 0 0 0 1 0 0 0 0 0 1							
Darin Erstad, L OBP: 0.342, SLG: 0.381						1-2 F8				1-1 F8							3 0 0 0 0 0 1							
Troy Glaus, R OBP: 0.417, SLG: 0.645						0-0 G5-3				2-0 G6-3							3 0 0 0 0 0 1							
16 Garret Anderson, L OBP: 0.316, SLG: 0.519						0-0 K				2-0 G1-3							3 0 1 0 0 1 0							
Todd Greene, R OBP: 0.254, SLG: 0.418						2-1 G6-3				0-0 F8							3 0 0 0 0 0 1							
Jeff Huson, L OBP: 0.192, SLG: 0.231						2-3 K				1-2 FC5-4 1B							3 0 1 0 0 1 0							
Inning Stats	R: 1 E: 0 K: 0 S: 11	H: 1 LOB: 0 BB: 0 P: 18	R: 0 E: 0 K: 1 S: 8	H: 0 LOB: 0 BB: 0 P: 15	R: 0 E: 0 K: 1 S: 12	H: 0 LOB: 0 BB: 0 P: 17	R: 0 E: 0 K: 0 S: 7	H: 0 LOB: 0 BB: 0 P: 11	R: 0 E: 0 K: 0 S: 7	H: 1 LOB: 1 BB: 0 P: 8	R: 0 E: 0 K: 0 S: 8	H: 1 LOB: 1 BB: 0 P: 10	R: 0 E: 0 K: 0 S: 5	H: 0 LOB: 0 BB: 0 P: 8	R: 0 E: 0 K: 0 S: 3	H: 0 LOB: 0 BB: 0 P: 5	R: 0 E: 0 K: 2 S: 10	H: 0 LOB: 0 BB: 0 P: 13	1B: 2 2B: 2 3B: 0 HR: 0	SF: 0 SAC: 0 DP: 1 HBP: 0	WP: 0 PB: 0 SB: 0 CS: 0	PA: 30		
PITCHER	IP WLS BF H R ER SO BB IBB HBP BLK WP HR S P ERA WHIP	9.0 W 30 4 1 1 4 0 0 0 0 0 0 71 105 1.00 0.444																						

Chicago White Sox @ Anaheim Angels
Edison International Field, Anaheim, CA
Mon May 03 1999, 4:05 PM EDT
Att: 31,995 - Cloudy - 65 F

AB 30
R 1
H 4
RBI 1
BB 0
SO 4
LOB 7



Batter	1	2	3	4	5	6	7	8	9	AB	R	H	RBI	BB	SO	LOB	TOP				
Darin Erstad, L (1, 7) OBP: 0.328, SLG: 0.389	F7		P5			G4-3		HR		4	1	1	2	0	0	1	Anaheim Angels @ Detroit Tigers Tiger Stadium, Detroit, MI Wed May 05 1999, 7:05 PM EDT Att: 12,676 - Cloudy - 73 F				
Randy Velarde, R (1, 4) OBP: 0.400, SLG: 0.451	K			HR		F7		CS BB		3	1	1	0	1	1	0					
Mo Vaughn, L (1, 3) OBP: 0.397, SLG: 0.560	K			HR		G4-3		K		4	1	1	2	0	2	1					
16 Garret Anderson, L (1, 8) OBP: 0.303, SLG: 0.491		F7		G4-3			L3		G6-3	4	0	0	0	0	0	0					
Troy Glaus, R (1, 5) OBP: 0.397, SLG: 0.604		K		P4			K		K	4	0	0	0	0	3	0					
Todd Greene, R (1, 2) OBP: 0.287, SLG: 0.437		G5-3		P6			S 1B			4	0	2	0	0	0	0					
Charlie O'Brien, R (9, 2) OBP: 0.143, SLG: 0.080										0	0	0	0	0	0	0					
Orlando Palmeiro, L (1, 9) OBP: 0.340, SLG: 0.344			K			G4-3			G1-3	4	0	0	0	0	1	2					
Matt Walbeck, S (1, 10) OBP: 0.343, SLG: 0.377						F7		HR		2	1	1	0	1	0	0					
Andy Sheets, R (1, 6) OBP: 0.255, SLG: 0.393			K			G5-3		L5		3	0	0	0	0	1	2					
Inning Stats	R: 0 E: 0 K: 2 S: 7	H: 0 LOB: 0 BB: 0 P: 11	R: 0 E: 0 K: 1 S: 6	H: 0 LOB: 0 BB: 0 P: 12	R: 0 E: 0 K: 2 S: 8	H: 0 LOB: 1 BB: 1 P: 17	R: 2 E: 0 K: 0 S: 11	H: 2 LOB: 0 BB: 0 P: 18	R: 0 E: 0 K: 0 S: 5	H: 0 LOB: 0 BB: 0 P: 11	R: 0 E: 0 K: 1 S: 10	H: 1 LOB: 1 BB: 0 P: 17	R: 2 E: 0 K: 1 S: 11	H: 2 LOB: 1 BB: 1 P: 24	R: 0 E: 0 K: 1 S: 11	H: 1 LOB: 0 BB: 0 P: 14	1B: 3 2B: 2 3B: 0 HR: 2	SF: 0 SAC: 0 DP: 1 HBP: 0	WP: 0 PB: 0 SB: 1 CS: 1	PA: 34	
PITCHER	IP	WLS	BF	H	R	ER	SO	BB	IBB	HBP	BLK	WP	HR	S	P	ERA	WHIP				
Jeff Weaver, R (1, 1) ERA: 2.48	7.0	L	25	3	2	2	6	1	0	0	0	0	1	54	96	2.57	0.571				
Matt Anderson, R (8, 1) ERA: 2.39	0.1		4	2	2	2	0	1	0	0	0	0	1	7	17	54.00	9.000				
C.J. Nitkowski, L (8, 1) ERA: 5.73	1.0		2	0	0	0	1	0	0	0	0	0	0	6	9	0.00	0.000				
Masao Kida, R (9, 1) ERA: 5.71	0.2		3	1	0	0	1	0	0	0	0	0	0	9	12	0.00	1.500				

Batter	1	2	3	4	5	6	7	8	9	AB	R	H	RBI	BB	SO	LOB	BOTTOM					
Frank Catalanotto, L (1, 4) OBP: 0.367, SLG: 0.512	L7		G4-3			K		F7		4	0	0	0	0	1	0	Anaheim Angels @ Detroit Tigers Tiger Stadium, Detroit, MI Wed May 05 1999, 7:05 PM EDT Att: 12,676 - Cloudy - 73 F					
Damion Easley, R (1, 6) OBP: 0.355, SLG: 0.526	F7		F8			G1-3			G5-3	4	0	0	0	0	0	0						
Bobby Higginson, L (1, 9) OBP: 0.315, SLG: 0.468	G4-3			G1-6-3 BB		G5-3			K	3	0	0	0	1	1	0						
Dean Palmer, R (1, 5) OBP: 0.346, SLG: 0.480		BB FC6-4 1B		G1-6-3 1-2		G5-3			K	4	1	1	0	0	1	1						
Tony Clark, S (1, 3) OBP: 0.274, SLG: 0.343		FC6-4 BB 1B		L7		G4-3				3	0	1	0	0	0	0						
Gabe Kapler, R (1, 8) OBP: 0.375, SLG: 0.444		FC6-4 BB 1B			BB		1B			1	0	1	0	2	0	0						
Juan Encarnacion, R (1, 7) OBP: 0.314, SLG: 0.444		FC6-4 CS			F9		F7			3	0	0	1	0	0	4						
Gregg Jefferies, S (1, 10) OBP: 0.264, SLG: 0.313		G1-3			K				P2	3	0	0	0	0	1	3						
Brad Ausmus, R (1, 2) OBP: 0.284, SLG: 0.362			G5-3		P4				K	3	0	0	0	0	1	1						
Inning Stats	R: 0 E: 0 K: 0 S: 8	H: 0 LOB: 0 BB: 0 P: 13	R: 1 E: 0 K: 0 S: 6	H: 2 LOB: 1 BB: 1 P: 13	R: 0 E: 0 K: 0 S: 5	H: 0 LOB: 0 BB: 0 P: 10	R: 0 E: 0 K: 0 S: 9	H: 0 LOB: 0 BB: 1 P: 14	R: 0 E: 0 K: 1 S: 7	H: 0 LOB: 1 BB: 1 P: 14	R: 0 E: 0 K: 1 S: 6	H: 1 LOB: 1 BB: 0 P: 9	R: 0 E: 0 K: 1 S: 9	H: 0 LOB: 0 BB: 0 P: 18	R: 0 E: 0 K: 1 S: 7	H: 0 LOB: 0 BB: 0 P: 8		R: 0 E: 0 K: 2 S: 9	H: 0 LOB: 0 BB: 0 P: 14	1B: 3 2B: 0 3B: 0 HR: 0	SF: 0 SAC: 0 DP: 1 HBP: 0	WP: 0 PB: 0 SB: 0 CS: 1
PITCHER	IP	WLS	BF	H	R	ER	SO	BB	IBB	HBP	BLK	WP	HR	S	P	ERA	WHIP					
Steve Sparks, R (1, 1) ERA: 4.29	8.0	W	28	3	1	1	3	3	0	0	0	0	0	57	99	1.12	0.750					
Troy Percival, R (9, 1) ERA: 5.06	1.0	S	3	0	0	0	2	0	0	0	0	0	0	9	14	0.00	0.000					

Batter	1	2	3	4	5	6	7	8	9	AB	R	H	RBI	BB	SO	LOB	TOP				
Darin Erstad, L (1, 7) OBP: 0.326, SLG: 0.385	G3		G6-3		FC4		K			4	0	1	0	0	1	2	Anaheim Angels @ Detroit Tigers Tiger Stadium, Detroit, MI Thu May 06 1999, 7:05 PM EDT Att: 12,510 - Cloudy - 66 F				
Jeff Huson, L (1, 4) OBP: 0.172, SLG: 0.207 Tim Unroe, R (8, FH) OBP: 0.476, SLG: 0.611	G5-3		G6-3		L8			P3		3	0	0	0	0	5	1					
Mo Vaughn, L (1, 3) OBP: 0.371, SLG: 0.519	K			G3				K		4	0	0	0	0	3	0					
16 Garret Anderson, L (1, 8) OBP: 0.302, SLG: 0.508		L8		G4-3				G3		4	1	1	1	0	0	0					
Troy Glaus, R (1, 5) OBP: 0.383, SLG: 0.581		G6-3		K				G6-3		4	0	0	0	0	1	0					
Todd Greene, R (1, 10) OBP: 0.291, SLG: 0.486		P6			HR			BB		3	1	2	1	1	0	0					
Orlando Palmeiro, L (1, 9) OBP: 0.337, SLG: 0.340			G4-3		FC4			L8		4	0	1	0	0	1	2					
Charlie O'Brien, R (1, 2) OBP: 0.161, SLG: 0.107 Matt Walbeck, S (9, FH) OBP: 0.336, SLG: 0.371			1B		E3			G4-3		3	0	1	0	0	0	1					
Andy Sheets, R (1, 6) OBP: 0.258, SLG: 0.391			1B		B2			K		3	0	1	0	0	1	2					
Inning Stats	R: 0 E: 0 K: 1 S: 8	H: 0 LOB: 0 BB: 0 P: 14	R: 0 E: 0 K: 0 S: 5	H: 0 LOB: 0 BB: 0 P: 8	R: 0 E: 0 K: 0 S: 13	H: 3 LOB: 2 BB: 0 P: 21	R: 0 E: 0 K: 1 S: 7	H: 0 LOB: 0 BB: 0 P: 7	R: 1 E: 0 K: 0 S: 13	H: 2 LOB: 2 BB: 0 P: 18	R: 1 E: 0 K: 1 S: 10	H: 0 LOB: 0 BB: 0 P: 15	R: 0 E: 0 K: 1 S: 11	H: 0 LOB: 1 BB: 0 P: 13	R: 0 E: 0 K: 2 S: 10	H: 0 LOB: 1 BB: 1 P: 19		1B: 5 2B: 0 3B: 0 HR: 2	SF: 0 SAC: 0 DP: 1 HBP: 0	WP: 0 PB: 0 SB: 0 CS: 0	PA: 35
PITCHER	IP	WLS	BF	H	R	ER	SO	BB	IBB	HBP	BLK	WP	HR	S	P	ERA	WHIP				
Bryce Florie, R (1, 1) ERA: 1.8	5.0	W	20	5	1	1	2	0	0	0	0	0	1	46	68	1.80	1.000				
C.J. Nitkowski, L (6, 1) ERA: 6.35	0.1	H	2	1	1	1	1	0	0	0	0	0	1	5	8	27.00	3.000				
Nelson Cruz, R (6, 1) ERA:	1.1	H	5	1	0	0	1	0	0	0	0	0	0	14	20	0.00	0.750				
44 Sean Runyan, L (7, 1) ERA: 3.38	0.1	H	1	0	0	0	1	0	0	0	0	0	0	4	6	0.00	0.000				
Doug Brocail, R (8, 1) ERA: 3.45	1.0	H	3	0	0	0	1	0	0	0	0	0	0	11	13	0.00	0.000				
PITCHER	IP	WLS	BF	H	R	ER	SO	BB	IBB	HBP	BLK	WP	HR	S	P	ERA	WHIP				
Todd Jones, R (9, 1) ERA: 2.25	1.0	S	4	0	0	0	2	1	0	0	0	0	0	10	19	0.00	1.000				

Batter	1	2	3	4	5	6	7	8	9	AB	R	H	RBI	BB	SO	LOB	BOTTOM				
Frank Catalanotto, L (1, 4) OBP: 0.358, SLG: 0.489	K		P5		2B		G6-4-3			4	0	1	0	0	1	3	Anaheim Angels @ Detroit Tigers Tiger Stadium, Detroit, MI Thu May 06 1999, 7:05 PM EDT Att: 12,510 - Cloudy - 66 F				
Damion Easley, R (1, 6) OBP: 0.388, SLG: 0.560	1B		SF8		1B			1B		3	1	3	1	0	0	0					
Bobby Higginson, L (1, 10) OBP: 0.302, SLG: 0.449	K		K		L4			G1-3		4	0	0	0	0	2	5					
Dean Palmer, R (1, 5) OBP: 0.351, SLG: 0.475	F9			HR	K			1B		3	1	1	0	1	1	3					
Tony Clark, S (1, 3) OBP: 0.273, SLG: 0.340	K		K		G6-3			1B		4	0	1	1	0	2	1					
Gabe Kapler, R (1, 8) OBP: 0.361, SLG: 0.516	G6-3		HR		K			F9		4	1	1	2	0	1	2					
Juan Encarnacion, R (1, 7) OBP: 0.302, SLG: 0.427	G3-1		B1-3		G6-3			K		4	0	0	0	0	1	2					
Karim Garcia, L (1, 9) OBP: 0.283, SLG: 0.386			1B		F7			K		3	1	1	0	0	1	0					
Bill Haselman, R (1, 2) OBP: 0.357, SLG: 0.400			1B		G3-1			G6-4-3		3	0	2	0	0	0	0					
Inning Stats	R: 0 E: 0 K: 2 S: 11	H: 1 LOB: 1 BB: 0 P: 17	R: 0 E: 0 K: 1 S: 9	H: 0 LOB: 0 BB: 0 P: 13	R: 1 E: 0 K: 1 S: 9	H: 2 LOB: 1 BB: 0 P: 15	R: 2 E: 0 K: 1 S: 10	H: 2 LOB: 0 BB: 0 P: 15	R: 0 E: 0 K: 1 S: 7	H: 0 LOB: 0 BB: 0 P: 11	R: 0 E: 0 K: 1 S: 6	H: 1 LOB: 0 BB: 0 P: 9	R: 1 E: 0 K: 1 S: 9	H: 2 LOB: 2 BB: 1 P: 19	R: 0 E: 0 K: 2 S: 10	H: 0 LOB: 1 BB: 1 P: 19		1B: 7 2B: 2 3B: 0 HR: 1	SF: 1 SAC: 0 DP: 1 HBP: 0	WP: 0 PB: 0 SB: 0 CS: 0	PA: 34
PITCHER	IP	WLS	BF	H	R	ER	SO	BB	IBB	HBP	BLK	WP	HR	S	P	ERA	WHIP				
Chuck Finley, L (1, 1) ERA: 5.92	7.1	L	32	10	4	4	8	0	1	0	0	0	0	66	103	4.91	1.364				
Shigetoshi Hasegawa, R (8, 1) ERA: 4.61	0.2		2	0	0	0	1	0	0	0	0	0	0	5	8	0.00	0.000				

Batter	1	2	3	4	5	6	7	8	9	AB	R	H	RBI	BB	SO	LOB	TOP								
Darin Erstad, L (1, 7) OBP: 0.324, SLG: 0.388										4	0	1	0	0	1	2									
Matt Walbeck, S (1, 2) OBP: 0.338, SLG: 0.369										3	0	1	0	0	0	3									
Charlie O'Brien, R (8, PH) OBP: 0.156, SLG: 0.103										1	0	0	0	0	1	0									
Mo Vaughn, L (1, 3) OBP: 0.348, SLG: 0.483										4	0	0	0	0	2	2									
16 Garret Anderson, L (1, 8) OBP: 0.292, SLG: 0.492										4	0	0	0	0	3	3									
Troy Glaus, R (1, 5) OBP: 0.379, SLG: 0.569										4	0	1	0	0	2	0									
Todd Greene, R (1, 10) OBP: 0.289, SLG: 0.487										4	0	1	0	0	3	3									
Orlando Palmeiro, L (1, 9) OBP: 0.333, SLG: 0.337										4	0	1	0	0	1	2									
Andy Sheets, R (1, 6) OBP: 0.250, SLG: 0.379										3	0	0	0	0	3	2									
Jeff Huson, L (1, 4) OBP: 0.188, SLG: 0.219										3	0	1	0	0	1	1									
Inning Stats	R: 0 E: 0 K: 13	H: 1 LOB: 1 BB: 0 P: 19	R: 0 E: 0 K: 2 S: 9	H: 0 LOB: 0 BB: 0 P: 12	R: 0 E: 0 K: 1 S: 6	H: 0 LOB: 0 BB: 0 P: 11	R: 0 E: 1 K: 2 S: 13	H: 2 LOB: 2 BB: 0 P: 23	R: 0 E: 0 K: 1 S: 9	H: 2 LOB: 2 BB: 0 P: 13	R: 0 E: 0 K: 3 S: 10	H: 0 LOB: 0 BB: 0 P: 17	R: 0 E: 0 K: 2 S: 12	H: 1 LOB: 1 BB: 0 P: 18	R: 0 E: 0 K: 2 S: 8	H: 0 LOB: 0 BB: 0 P: 12	R: 0 E: 1 K: 2 S: 10	H: 0 LOB: 1 BB: 0 P: 14	1B: 4 2B: 2 3B: 0 HR: 0	SF: 0 SAC: 0 DP: 0 HBP: 0	WP: 0 PB: 0 SB: 0 CS: 0	PA: 34			
PITCHER	IP	WLS	BF	H	R	ER	SO	BB	IBB	HBP	BLK	WP	HR	S	P	ERA	WHIP								
Pedro Martinez, R (1, 1) ERA: 1.74	8.0	W	30	6	0	0	15	0	0	0	0	0	0	80	125	0.00	0.750								
49 Tim Wakefield, R (9, 1) ERA: 7.43	1.0		4	0	0	0	2	0	0	0	0	0	0	10	14	0.00	0.000								

Anaheim Angels @ Boston Red Sox
Fenway Park, Boston, MA
Fri May 07 1999, 7:05 PM EDT
Att: 32,220 - Cloudy - 56 F

livebaseballscores.com

AB 34
R 0
H 6
RBI 0
BB 0
SO 17
LOB 18

Batter	1	2	3	4	5	6	7	8	9	AB	R	H	RBI	BB	SO	LOB	BOTTOM								
Jose Offerman, S (1, 4) OBP: 0.440, SLG: 0.584										2	1	1	0	2	0	0									
John Valentin, R (1, 5) OBP: 0.281, SLG: 0.402										3	1	1	2	0	1	1									
18 Reggie Jefferson, S (1, 10) OBP: 0.354, SLG: 0.590										4	0	1	0	0	2	2									
Nomar Garciaparra, R (1, 6) OBP: 0.371, SLG: 0.430										4	1	1	0	0	0	2									
Troy O'Leary, L (1, 7) OBP: 0.347, SLG: 0.509										3	1	1	0	1	0	1									
Mike Stanley, R (1, 3) OBP: 0.475, SLG: 0.456										4	0	3	3	0	0	0									
Jason Varitek, S (1, 2) OBP: 0.295, SLG: 0.333										3	0	0	0	1	1	3									
Damon Buford, R (1, 8) OBP: 0.370, SLG: 0.418										4	1	1	0	0	0	2									
Trot Nixon, L (1, 9) OBP: 0.246, SLG: 0.293										4	1	1	0	0	0	1									
Inning Stats	R: 0 E: 0 K: 1 S: 7	H: 0 LOB: 0 BB: 0 P: 10	R: 0 E: 0 K: 0 S: 6	H: 2 LOB: 1 BB: 0 P: 7	R: 2 E: 0 K: 0 S: 16	H: 3 LOB: 1 BB: 1 P: 28	R: 0 E: 0 K: 0 S: 10	H: 0 LOB: 1 BB: 1 P: 18	R: 0 E: 0 K: 1 S: 7	H: 0 LOB: 1 BB: 1 P: 13	R: 2 E: 1 K: 0 S: 19	H: 2 LOB: 1 BB: 0 P: 29	R: 2 E: 0 K: 1 S: 13	H: 3 LOB: 2 BB: 1 P: 27	R: 0 E: 0 K: 1 S: 6	H: 0 LOB: 0 BB: 0 P: 8	R: 0 E: 0 K: 1 S: 6	H: 0 LOB: 0 BB: 0 P: 8	1B: 7 2B: 3 3B: 0 HR: 0	SF: 1 SAC: 0 DP: 1 HBP: 0	WP: 2 PB: 0 SB: 0 CS: 0	PA: 36			
PITCHER	IP	WLS	BF	H	R	ER	SO	BB	IBB	HBP	BLK	WP	HR	S	P	ERA	WHIP								
Omar Olivares, R (1, 1) ERA: 3.52	5.0	L	24	7	4	3	2	3	0	0	0	1	0	56	91	5.40	2.000								
Mike Magnante, L (6, 1) ERA: 3.97	1.1		6	2	2	2	1	0	0	0	0	1	0	16	25	13.50	1.500								
Al Levine, R (7, 1) ERA: 1.76	1.2		6	1	0	0	1	1	0	0	0	0	0	12	24	0.00	1.200								

Anaheim Angels @ Boston Red Sox
Fenway Park, Boston, MA
Fri May 07 1999, 7:05 PM EDT
Att: 32,220 - Cloudy - 56 F

livebaseballscores.com

AB 31
R 6
H 10
RBI 5
BB 4
SO 4
LOB 12

Batter	1	2	3	4	5	6	7	8	9	AB	R	H	RBI	BB	SO	LOB	TOP			
Darin Erstad, L (1,7) OBP: 0.321, SLG: 0.392	P9		2-1 SAFE 2B			2-2 F7		0-1 G4-3		4	0	1	1	0	0	0	Anaheim Angels @ Boston Red Sox Fenway Park, Boston, MA Sat May 08 1999, 1:05 PM EDT Att: 29,385 - Cloudy - 57 F			
Andy Sheets, R (1,6) OBP: 0.240, SLG: 0.364	G6-3		0-3 K			0-3 K		1-3 K		4	0	0	0	0	3	1				
Mo Vaughn, L (1,3) OBP: 0.343, SLG: 0.468	K					2-0 1B			1-3 K	4	0	1	0	0	2	0				
16 Garret Anderson, L (1,8) OBP: 0.284, SLG: 0.476		3-2 F8				0-0 G3-1			3-2 G6-3	4	0	0	0	0	1	1				
Troy Glaus, R (1,5) OBP: 0.367, SLG: 0.549		1-3 K2-3							0-3 K	4	0	0	0	0	2	0				
Todd Greene, R (1,10) OBP: 0.279, SLG: 0.469		0-3 K								3	0	0	0	0	1	0				
Tim Lincecum, R (1,9) OBP: 0.456, SLG: 0.571			0-3 K							3	0	1	0	0	2	0				
Matt Walbeck, S (1,2) OBP: 0.338, SLG: 0.368			0-0 B3-1							3	0	1	0	0	0	1				
Jeff Huson, L (1,4) OBP: 0.200, SLG: 0.206			4-2 2B BB							2	1	0	0	1	0	1				
Inning Stats	R: 0 E: 0 K: 1 S: 6	H: 0 LOB: 0 BB: 0 P: 7	R: 0 E: 0 K: 2 S: 9	H: 0 LOB: 0 BB: 0 P: 13	R: 1 E: 0 K: 2 S: 13	H: 1 LOB: 1 BB: 1 P: 19	R: 0 E: 0 K: 1 S: 10	H: 0 LOB: 0 BB: 0 P: 15	R: 0 E: 0 K: 1 S: 9	H: 1 LOB: 1 BB: 0 P: 13	R: 0 E: 0 K: 0 S: 6	H: 1 LOB: 1 BB: 0 P: 12	R: 0 E: 0 K: 1 S: 7	H: 0 LOB: 0 BB: 0 P: 10	R: 0 E: 0 K: 2 S: 11	H: 0 LOB: 0 BB: 0 P: 15	1B: 3 2B: 1 3B: 0 HR: 0	SF: 0 SAC: 0 DP: 0 HBP: 0	WP: 0 PB: 0 SB: 0 CS: 0	PA: 32
PITCHER	IP WLS BF H R ER SO BB IBB HBP BLK WP HR S P ERA WHIP	6.0 W 22 3 1 1 8 1 0 0 0 0 0 56 80 1.50 0.667	3.0 S 10 1 0 0 3 0 0 0 0 0 0 24 37 0.00 0.333	PITCHER																
57 Juan Pena, R (1,1) ERA: 1.5																				
Derek Lowe, R (7,1) ERA: 5.06																				

AB	31
R	1
H	4
RBI	1
BB	1
SO	11
LOB	4



Batter	1	2	3	4	5	6	7	8	9	AB	R	H	RBI	BB	SO	LOB	BOTTOM			
Jose Offerman, S (1,4) OBP: 0.453, SLG: 0.590	18 G4-6-3 1B		1-1 1B FC5-2			0-0 G3		4-2 FC6-4 BB		4	1	3	2	1	0	0	Anaheim Angels @ Boston Red Sox Fenway Park, Boston, MA Sat May 08 1999, 1:05 PM EDT Att: 29,385 - Cloudy - 57 F			
John Valentin, R (1,5) OBP: 0.286, SLG: 0.411	F9		1-0 FC5-2 18 HBP 1B			0-1 G4-3		1-1 FC6-4		5	0	2	1	0	0	2				
18 Reggie Jefferson, S (1,10) OBP: 0.365, SLG: 0.511	G4-6-3 1-2		1-1 FC5-2 1B HBP			1-0 WP 2B		2-2 G3		3	1	1	0	0	0	2				
Nomar Garciaparra, R (1,6) OBP: 0.366, SLG: 0.422		0-0 2B SF9 1B	0-0 FC5-2 1B			2-2 F8		0-0 F8		4	1	1	0	0	0	4				
Troy O'Leary, L (1,7) OBP: 0.361, SLG: 0.536		3-1 SF9 2B	0-0 1-3 2-H 1B			2-1 1B 2B		3-2 G3		4	1	3	1	0	0	0				
Mike Stanley, R (1,3) OBP: 0.457, SLG: 0.439		1-3 K	2-3 K			3-3 K		4-0 BB		3	0	0	0	1	3	5				
Scott Hatteberg, L (1,2) OBP: 0.500, SLG: 0.250		4-1 FC4-6 BB				2-0 G4-3		3-2 2B 1B		3	1	1	1	1	0	1				
Darren Lewis, R (1,8) OBP: 0.316, SLG: 0.272		0-2 SF9				0-2 L3		0-1 G6-3		3	0	0	1	0	0	1				
Trot Nixon, L (1,9) OBP: 0.246, SLG: 0.306		2-3 3-H FC4-6 1-2				0-0 L9		0-0 F7		4	1	1	0	0	0	2				
Inning Stats	R: 0 E: 0 K: 0 S: 9	H: 1 LOB: 0 BB: 0 P: 11	R: 1 E: 0 K: 1 S: 13	H: 2 LOB: 2 BB: 1 P: 22	R: 1 E: 0 K: 1 S: 9	H: 3 LOB: 0 BB: 0 P: 14	R: 0 E: 0 K: 0 S: 5	H: 0 LOB: 0 BB: 0 P: 7	R: 0 E: 0 K: 0 S: 7	H: 1 LOB: 1 BB: 0 P: 10	R: 4 E: 0 K: 1 S: 23	H: 5 LOB: 1 BB: 0 P: 36	R: 0 E: 0 K: 0 S: 7	H: 0 LOB: 1 BB: 1 P: 17	R: 0 E: 0 K: 0 S: 9	H: 0 LOB: 1 BB: 1 P: 14	1B: 7 2B: 5 3B: 0 HR: 0	SF: 1 SAC: 0 DP: 2 HBP: 1	WP: 1 PB: 0 SB: 0 CS: 0	PA: 38
PITCHER	IP WLS BF H R ER SO BB IBB HBP BLK WP HR S P ERA WHIP	1.1 L 6 1 0 0 0 1 0 0 0 0 0 15 28 0.00 1.500	1.0 L 4 0 0 0 0 1 0 0 0 0 0 9 14 0.00 1.000	PITCHER																
Tim Lincecum, R (1,1) ERA: 9.89																				
Mark Pelkovsek, R (6,1) ERA: 1.26																				
Scott Schoeneweis, L (8,1) ERA: 4.76																				

AB	33
R	6
H	12
RBI	6
BB	3
SO	3
LOB	17



Batter	1	2	3	4	5	6	7	8	9	AB	R	H	RBI	BB	SO	LOB	TOP					
Darin Erstad, L OBP: 0.327, SLG: 0.407 (1, 3)										5	1	2	0	0	2	3	Anaheim Angels @ New York Yankees Yankee Stadium, Bronx, NY Tue May 11 1999, 7:35 PM EDT Att: 25,313 - Unknown - 63 F					
Dave Silvestri, R OBP: 0.125, SLG: 0.250 (8, FH)										4	0	0	0	0	1	6						
Jeff Huson, L OBP: 0.250, SLG: 0.216 (8, 4)										0	1	0	0	1	0	0						
Mo Vaughn, L OBP: 0.354, SLG: 0.514 (1, 10)										5	2	3	4	0	1	3						
Todd Greene, R OBP: 0.295, SLG: 0.477 (1, 2)										3	1	1	1	1	1	0						
16 Garret Anderson, L OBP: 0.308, SLG: 0.526 (1, 8)											5	1	4	2	0	1						
Troy Glas, R OBP: 0.358, SLG: 0.521 (1, 5)											4	1	1	0	1	4						
Tim Unroe, R OBP: 0.414, SLG: 0.500 (1, 9)											5	0	1	1	0	2		4				
Orlando Palmeiro, L OBP: 0.333, SLG: 0.330 (1, 7)											4	1	0	0	1	1		4				
Andy Sheets, R OBP: 0.259, SLG: 0.373 (1, 6)										3	1	2	0	1	1	1						
Inning Stats	R: 3 E: 1 K: 2 S: 19	H: 5 LOB: 2 BB: 0 P: 27	R: 0 E: 0 K: 1 S: 6	H: 1 LOB: 1 BB: 0 P: 10	R: 0 E: 0 K: 1 S: 12	H: 0 LOB: 1 BB: 2 P: 23	R: 3 E: 0 K: 1 S: 21	H: 2 LOB: 0 BB: 1 P: 36	R: 0 E: 0 K: 0 S: 9	H: 1 LOB: 1 BB: 0 P: 15	R: 0 E: 0 K: 0 S: 5	H: 1 LOB: 1 BB: 1 P: 12	R: 2 E: 1 K: 2 S: 20	H: 2 LOB: 1 BB: 0 P: 26	R: 1 E: 0 K: 1 S: 12	H: 1 LOB: 0 BB: 1 P: 20	R: 0 E: 0 K: 1 S: 12	H: 1 LOB: 1 BB: 0 P: 21	1B: 10 2B: 4 3B: 0 HR: 2	SF: 1 SAC: 0 DP: 3 HBP: 0	WP: 0 PB: 0 SB: 1 CS: 0	PA: 44
PITCHER	IP	WLS	BF	H	R	ER	SO	BB	IBB	HBP	BLK	WP	HR	S	P	ERA	WHIP					
Andy Pettitte, L ERA: 5.9	5.0		26	9	6	6	5	3	0	0	0	0	1	67	111	10.80	2.400					
Ramiro Mendoza, R ERA: 3.25	3.0	L	14	4	3	2	3	2	0	0	0	0	1	37	58	6.00	2.000					
Dan Naulty, R ERA: 3.57	1.0		4	1	0	0	1	0	0	0	0	0	0	12	21	0.00	1.000					


Batter	1	2	3	4	5	6	7	8	9	AB	R	H	RBI	BB	SO	LOB	BOTTOM					
Chuck Knoblauch, R OBP: 0.441, SLG: 0.447 (1, 4)											4	1	0	0	0	1	0					
2 Derek Jeter, R OBP: 0.476, SLG: 0.713 (1, 6)											3	2	1	1	1	0	0					
Paul O'Neill, L OBP: 0.375, SLG: 0.478 (1, 9)											5	1	1	1	0	3	2					
Bernie Williams, S OBP: 0.358, SLG: 0.457 (1, 8)											5	0	1	0	0	2	2					
Tino Martinez, L OBP: 0.348, SLG: 0.474 (1, 3)											4	1	1	1	0	0	2					
Chili Davis, S OBP: 0.447, SLG: 0.615 (1, 10)											3	0	2	2	0	0	0					
Shane Spencer, R OBP: 0.375, SLG: 0.571 (1, 7)											3	1	2	1	1	1	1					
20 Jorge Posada, S OBP: 0.316, SLG: 0.318 (1, 2)											4	0	0	0	0	2	5					
Scott Brosius, R OBP: 0.280, SLG: 0.522 (1, 5)											3	1	0	0	1	0	0					
Inning Stats	R: 1 E: 0 K: 1 S: 9	H: 1 LOB: 0 BB: 0 P: 16	R: 0 E: 0 K: 2 S: 13	H: 1 LOB: 1 BB: 0 P: 20	R: 4 E: 0 K: 1 S: 18	H: 2 LOB: 2 BB: 3 P: 44	R: 0 E: 0 K: 0 S: 7	H: 0 LOB: 0 BB: 0 P: 12	R: 1 E: 0 K: 1 S: 10	H: 3 LOB: 2 BB: 0 P: 17	R: 0 E: 0 K: 0 S: 10	H: 0 LOB: 0 BB: 0 P: 15	R: 0 E: 0 K: 1 S: 6	H: 0 LOB: 0 BB: 0 P: 10	R: 1 E: 0 K: 0 S: 6	H: 1 LOB: 0 BB: 0 P: 11	R: 0 E: 0 K: 3 S: 13	H: 0 LOB: 1 BB: 0 P: 17	1B: 4 2B: 2 3B: 0 HR: 2	SF: 1 SAC: 0 DP: 0 HBP: 2	WP: 1 PB: 2 SB: 1 CS: 0	PA: 40
PITCHER	IP	WLS	BF	H	R	ER	SO	BB	IBB	HBP	BLK	WP	HR	S	P	ERA	WHIP					
Steve Sparks, R ERA: 5.12	3.0		17	4	5	5	4	3	0	1	0	0	0	17	40	15.00	2.333					
Mike Magnante, L ERA: 4.05	2.0		9	3	1	1	1	0	0	0	0	0	0	17	29	4.50	1.500					
Mark Petkovsek, R ERA: 1.56	3.0	W	10	1	1	1	1	0	0	0	0	0	1	22	36	3.00	0.333					
Troy Percival, R ERA: 4.5	1.0	S	4	0	0	0	3	0	0	1	0	1	0	13	17	0.00	0.000					


AB 38
R 9
H 14
RBI 8
BB 5
SO 9
LOB 26



AB 34
R 7
H 8
RBI 6
BB 3
SO 9
LOB 12



Batter	1	2	3	4	5	6	7	8	9	AB	R	H	RBI	BB	SO	LOB	TOP										
Darin Erstad, L (1, 3) OBP: 0.316, SLG: 0.393	G1-3		L6		F8		G4-3		G4-3	5	0	0	0	0	0	2	Anaheim Angels @ New York Yankees Yankee Stadium, Bronx, NY Wed May 12 1999, 7:30 PM EDT Att: 23,540 - Unknown - 68 F livebaseballscorecards.com										
Randy Velarde, R (1, 4) OBP: 0.395, SLG: 0.440	P3		F7		P2		BB			3	0	0	0	1	0	0											
Mo Vaughn, L (1, 10) OBP: 0.361, SLG: 0.507	BB		1B		F8		F7			3	0	1	0	1	0	2											
16 Garret Anderson, L (1, 8) OBP: 0.313, SLG: 0.525	1B		1B		K				P4	4	0	2	0	0	1	0											
Troy Glaus, R (1, 5) OBP: 0.355, SLG: 0.508	K		K		BB		BB		F8	3	0	0	0	1	2	4											
Reggie Williams, S (1, 9)					K		G4-3		1B	4	0	1	0	0	1	1											
Orlando Palmeiro, L (1, 7) OBP: 0.339, SLG: 0.330					F7				G1-3	3	1	1	0	1	0	0											
Charlie O'Brien, R (1, 2) OBP: 0.125, SLG: 0.081					L9				G6-3	4	0	0	0	0	2	2											
Andy Sheets, R (1, 6) OBP: 0.259, SLG: 0.377									E5	4	0	1	1	0	2	1											
Inning Stats	R: 0 E: 0 K: 1 S: 15	H: 1 LOB: 2 BB: 1 P: 26	R: 0 E: 0 K: 2 S: 10	H: 1 LOB: 1 BB: 0 P: 15	R: 0 E: 0 K: 1 S: 14	H: 2 LOB: 2 BB: 0 P: 19	R: 0 E: 0 K: 1 S: 10	H: 0 LOB: 0 BB: 0 P: 13	R: 0 E: 0 K: 1 S: 9	H: 0 LOB: 0 BB: 0 P: 14	R: 0 E: 0 K: 1 S: 10	H: 1 LOB: 2 BB: 2 P: 19	R: 0 E: 0 K: 0 S: 4	H: 1 LOB: 1 BB: 0 P: 9	R: 0 E: 1 K: 0 S: 7	H: 0 LOB: 1 BB: 0 P: 11		1B: 5 2B: 1 3B: 0 HR: 0	SF: 0 SAC: 0 DP: 0 HBP: 0	WP: 0 PB: 0 SB: 0 CS: 0	PA: 37						
PITCHER	IP	WLS	BF	H	R	ER	SO	BB	IBB	HBP	BLK	WP	HR	S	P	ERA	WHIP										
David Cone, R (1, 1) ERA: 1.33	7.0	L	30	5	1	1	8	4	0	0	0	0	0	76	124	1.29	1.286										
Tony Fossas, L (8, 1) ERA: 36.0	0.1		1	0	0	0	0	0	0	0	0	0	0	1	2	0.00	0.000										
Jason Grimsley, R (8, 1) ERA: 2.41	1.2		6	1	0	0	0	0	0	0	0	0	0	10	18	0.00	0.600										

Batter	1	2	3	4	5	6	7	8	9	AB	R	H	RBI	BB	SO	LOB	BOTTOM										
Chuck Knoblauch, R (1, 4) OBP: 0.427, SLG: 0.430	G4-3		K2-3		G1-3				P6	4	0	0	0	0	1	2	Anaheim Angels @ New York Yankees Yankee Stadium, Bronx, NY Wed May 12 1999, 7:30 PM EDT Att: 23,540 - Unknown - 68 F livebaseballscorecards.com										
2 Derek Jeter, R (1, 6) OBP: 0.470, SLG: 0.698	L4		K						K	4	0	1	0	0	2	2											
Paul O'Neill, L (1, 9) OBP: 0.371, SLG: 0.466	BB		K						F8	3	0	0	0	1	1	4											
Bernie Williams, S (1, 8) OBP: 0.348, SLG: 0.444	CS		G6-3		F9				P6	4	0	0	0	0	1	1											
Chili Davis, S (1, 10) OBP: 0.441, SLG: 0.598			G6-3		K				K	3	0	0	0	1	2	0											
Tino Martinez, L (1, 3) OBP: 0.346, SLG: 0.467			K						K	4	0	1	0	0	3	2											
Shane Spencer, R (1, 7) OBP: 0.368, SLG: 0.529					1B				K	3	0	1	0	0	2	1											
Scott Brosius, R (1, 5) OBP: 0.269, SLG: 0.500									L5	3	0	0	0	0	1	1											
Joe Girardi, R (1, 2) OBP: 0.265, SLG: 0.340			E5						F8	3	0	0	0	0	0	1											
Inning Stats	R: 0 E: 0 K: 0 S: 10	H: 0 LOB: 0 BB: 1 P: 18	R: 0 E: 0 K: 1 S: 9	H: 0 LOB: 0 BB: 0 P: 15	R: 0 E: 1 K: 4 S: 15	H: 1 LOB: 3 BB: 0 P: 24	R: 0 E: 0 K: 2 S: 11	H: 1 LOB: 1 BB: 0 P: 17	R: 0 E: 0 K: 0 S: 3	H: 0 LOB: 0 BB: 0 P: 4	R: 0 E: 0 K: 2 S: 12	H: 1 LOB: 2 BB: 1 P: 24	R: 0 E: 0 K: 1 S: 10	H: 0 LOB: 0 BB: 0 P: 15	R: 0 E: 0 K: 1 S: 8	H: 0 LOB: 0 BB: 0 P: 14		R: 0 E: 0 K: 2 S: 9	H: 0 LOB: 0 BB: 0 P: 13	1B: 3 2B: 0 3B: 0 HR: 0	SF: 0 SAC: 0 DP: 0 HBP: 0	WP: 2 PB: 0 SB: 1 CS: 1	PA: 34				
PITCHER	IP	WLS	BF	H	R	ER	SO	BB	IBB	HBP	BLK	WP	HR	S	P	ERA	WHIP										
Chuck Finley, L (1, 1) ERA: 4.89	8.0	W	30	3	0	0	11	2	0	0	0	0	0	9	13	0.00	0.625										
Troy Percival, R (9, 1) ERA: 4.15	1.0	S	3	0	0	0	2	0	0	0	0	0	0	9	13	0.00	0.000										

Batter	1	2	3	4	5	6	7	8	9	AB	R	H	RBI	BB	SO	LOB	TOP				
Darin Erstad, L (1, 3) OBP: 0.308, SLG: 0.382	F7		F8		F9		K			4	0	0	0	0	1	3	Anaheim Angels @ New York Yankees Yankee Stadium, Bronx, NY Thu May 13 1999, 7:30 PM EDT Att: 26,702 - Unknown - 63 F				
Randy Velarde, R (1, 4) OBP: 0.391, SLG: 0.433	F8		1B		F8			G1-3		4	0	1	0	0	0	0					
Mo Vaughn, L (1, 10) OBP: 0.368, SLG: 0.545	F8		G4-3			HR		1B	1B	4	1	2	1	0	0	2					
16 Garret Anderson, L (1, 8) OBP: 0.318, SLG: 0.524					F9			K		4	0	2	0	0	1	1					
Tim Lincecum, R (1, 5) OBP: 0.394, SLG: 0.467					F8			F8		4	0	1	0	0	1	2					
Reggie Williams, S (1, 9) OBP: 0.125, SLG: 0.125					K			K		4	0	0	0	0	4	4					
Orlando Palmeiro, L (1, 7) OBP: 0.330, SLG: 0.327										4	1	1	0	0	0	1					
Matt Walbeck, S (1, 2) OBP: 0.346, SLG: 0.375					F9			K		4	0	2	0	0	1	0					
Andy Sheets, R (1, 6) OBP: 0.259, SLG: 0.370					1B	BB		F8		2	0	0	1	1	0	1					
Inning Stats	R: 0 E: 0 K: 0 S: 6	H: 0 LOB: 0 BB: 0 P: 13	R: 0 E: 0 K: 2 S: 11	H: 1 LOB: 1 BB: 0 P: 14	R: 0 E: 0 K: 0 S: 8	H: 1 LOB: 2 BB: 1 P: 18	R: 0 E: 0 K: 1 S: 6	H: 0 LOB: 0 BB: 0 P: 9	R: 0 E: 0 K: 0 S: 12	H: 1 LOB: 1 BB: 0 P: 18	R: 1 E: 0 K: 1 S: 12	H: 2 LOB: 1 BB: 0 P: 19	R: 0 E: 0 K: 2 S: 16	H: 2 LOB: 2 BB: 0 P: 25	R: 0 E: 0 K: 1 S: 9	H: 0 LOB: 0 BB: 0 P: 14	1B: 8 2B: 0 3B: 0 HR: 1	SF: 1 SAC: 0 DP: 0 HBP: 0	WP: 0 PB: 0 CS: 1	PA: 36	
PITCHER	IP	WLS	BF	H	R	ER	SO	BB	IBB	HBP	BLK	WP	HR	S	P	ERA	WHIP				
Hideki Irabu, R (1, 1) ERA: 4.55	7.0	L	28	7	2	2	5	1	0	0	0	0	1	64	104	2.57	1.143				
Mike Stanton, L (8, 1) ERA: 6.92	2.0		8	2	0	0	3	0	0	0	0	0	0	25	39	0.00	1.000				

Batter	1	2	3	4	5	6	7	8	9	AB	R	H	RBI	BB	SO	LOB	BOTTOM				
Chuck Knoblauch, R (1, 4) OBP: 0.419, SLG: 0.414	F9		L9							4	0	0	0	1	0	1	Anaheim Angels @ New York Yankees Yankee Stadium, Bronx, NY Thu May 13 1999, 7:30 PM EDT Att: 26,702 - Unknown - 63 F				
2 Derek Jeter, R (1, 6) OBP: 0.481, SLG: 0.695										2	0	1	0	3	0	0					
Paul O'Neill, L (1, 9) OBP: 0.361, SLG: 0.450										4	0	0	0	0	0	7					
Bernie Williams, S (1, 8) OBP: 0.352, SLG: 0.441										3	0	1	0	1	0	1					
Tino Martinez, L (1, 3) OBP: 0.336, SLG: 0.452										4	0	0	0	0	0	2					
Chili Davis, S (1, 10) OBP: 0.450, SLG: 0.596										2	0	1	0	2	0	0					
Chad Curtis, R (8, FR) OBP: 0.329, SLG: 0.339										0	0	0	0	0	0	0					
Shane Spencer, R (1, 7) OBP: 0.348, SLG: 0.476										4	0	1	0	0	0	3					
Scott Brosius, R (1, 5) OBP: 0.268, SLG: 0.487										4	0	1	0	0	0	4					
20 Jorge Posada, S (1, 2) OBP: 0.313, SLG: 0.329										4	0	1	0	0	1	1					
Inning Stats	R: 0 E: 0 K: 0 S: 7	H: 1 LOB: 1 BB: 0 P: 12	R: 0 E: 0 K: 0 S: 6	H: 0 LOB: 0 BB: 0 P: 10	R: 0 E: 0 K: 0 S: 10	H: 1 LOB: 2 BB: 1 P: 20	R: 0 E: 0 K: 0 S: 7	H: 1 LOB: 1 BB: 0 P: 15	R: 0 E: 0 K: 0 S: 12	H: 0 LOB: 2 BB: 2 P: 21	R: 0 E: 0 K: 0 S: 7	H: 0 LOB: 1 BB: 1 P: 15	R: 0 E: 0 K: 0 S: 11	H: 1 LOB: 2 BB: 1 P: 23	R: 0 E: 0 K: 1 S: 10	H: 0 LOB: 0 BB: 0 P: 17	1B: 5 2B: 1 3B: 0 HR: 0	SF: 0 SAC: 0 DP: 1 HBP: 0	WP: 1 PB: 0 CS: 1	PA: 38	
PITCHER	IP	WLS	BF	H	R	ER	SO	BB	IBB	HBP	BLK	WP	HR	S	P	ERA	WHIP				
Omar Olivares, R (1, 1) ERA: 3.0	6.2	W	29	5	0	0	0	6	0	0	0	0	0	7	14	0.00	3.000				
Scott Schoeneweis, L (7, 1) ERA: 4.12	0.2	H	4	1	0	0	0	1	0	0	0	0	0	7	13	0.00	0.000				
Shigetoshi Hasegawa, R (8, 1) ERA: 3.86	0.2	H	2	0	0	0	0	0	0	0	0	0	0	7	17	0.00	0.000				
Troy Percival, R (9, 1) ERA: 3.86	1.0	S	3	0	0	0	1	0	0	0	0	0	0	10	17	0.00	0.000				

Batter	1	2	3	4	5	6	7	8	9	AB	R	H	RBI	BB	SO	LOB	TOP			
Quinton McCracken, S OBP: 0.297, SLG: 0.314	1-1 BB BB 1B		2-3 K		3-2 F7		0-3 K			4	0	1	0	0	2	1				
Dave Martinez, L OBP: 0.397, SLG: 0.436	4-2 G5-3 BB 1-2 BB		0-1 F7			0-2 F8		2-2 G1-3		3	0	0	0	1	0	0				
Jose Canseco, R OBP: 0.352, SLG: 0.613	0-3 K			0-0 G5-3		1-1 F7		2-2 P3		4	0	0	0	0	1	2				
Fred McGriff, L OBP: 0.420, SLG: 0.669	4-2 1-2 BB			3-2 G6-3		0-0 F7		3-2 G3		3	0	0	0	1	0	0				
Herbert Perry, R OBP: 0.429, SLG: 0.538	2-1 G5-3			4-1 BB BB			0-1 G4-3		0-1 G4-3 SF9 2B	3	1	1	0	1	0	3				
Paul Sorrento, L OBP: 0.400, SLG: 0.481		2-2 G4-3		4-2 1-2 BB		3-2 HR 1B		1-0 G4-3		3	1	1	0	1	0	1				
John Flaherty, R OBP: 0.322, SLG: 0.486		0-1 P6		2-2 G4-3		1-0 HR		2-2 SF9		3	1	1	3	0	0	2				
Aaron Ledesma, R OBP: 0.556, SLG: 0.429		0-3 K			0-1 G5-3		4-1 BB		1-0 1B	3	0	1	0	1	1	0				
Kevin Stocker, S OBP: 0.386, SLG: 0.412			1-2 G6-3		1-3 K		0-0 P3		0-0 F7	4	0	0	0	0	1	2				
Inning Stats	R: 0 E: 0 K: 1 S: 12	H: 1 LOB: 2 BB: 2 P: 23	R: 0 E: 0 K: 1 S: 10	H: 0 LOB: 0 BB: 0 P: 12	R: 0 E: 0 K: 1 S: 10	H: 0 LOB: 0 BB: 0 P: 13	R: 0 E: 0 K: 0 S: 10	H: 0 LOB: 2 BB: 2 P: 23	R: 0 E: 0 K: 1 S: 8	H: 0 LOB: 0 BB: 0 P: 12	R: 2 E: 0 K: 1 S: 14	H: 2 LOB: 1 BB: 1 P: 22	R: 0 E: 0 K: 0 S: 11	H: 0 LOB: 0 BB: 0 P: 18	R: 1 E: 0 K: 0 S: 8	H: 2 LOB: 1 BB: 0 P: 12	1B: 3 2B: 1 3B: 0 HR: 1	SF: 1 SAC: 0 DP: 1 HBP: 0	WP: 0 PB: 0 SB: 0 CS: 0	PA: 36
PITCHER	IP WLS BF H R ER SO BB IBB HBP BLK WP HR S P ERA WHIP																			
Tim Belcher, R ERA: 8.78	(1, 1) 6.1 W 25 3 2 2 4 4 0 0 0 0 1 65 103 2.84 1.105																			
Mike Magnante, L ERA: 3.5	(7, 1) 1.2 H 6 0 0 0 1 1 0 0 0 0 0 16 27 0.00 0.600																			
Al Levine, R ERA: 2.2	(9, 1) 1.0 5 2 1 1 0 0 0 0 0 0 0 8 12 9.00 2.000																			

Tampa Bay Devil Rays @ Anaheim Angels
Edison International Field, Anaheim, CA
Fri May 14, 1999, 10:05 PM EDT
Att: 35,515 - Unknown - 60 F

AB 30
R 3
H 5
RBI 3
BB 5
SO 5
LOB 11



Batter	1	2	3	4	5	6	7	8	9	AB	R	H	RBI	BB	SO	LOB	BOTTOM			
Darin Erstad, L OBP: 0.307, SLG: 0.378	2-1 G3-1		0-0 G6-4-3			0-2 HR 1B	1-0 F7			4	1	1	0	0	0	4				
Randy Velarde, R OBP: 0.401, SLG: 0.434	3-2 L3			3-2 G3-1 16 S 1B		4-2 HR 1B	4-2 BLK 1B			2	2	1	0	2	0	0				
Mo Vaughn, L OBP: 0.374, SLG: 0.580	3-1 F9			3-3 K		1-1 HR	2-1 1B			4	1	2	6	0	1	1				
16 Garret Anderson, L OBP: 0.310, SLG: 0.510		3-3 K		0-2 G3-1		0-1 F7	1-2 P5			4	0	0	0	0	1	2				
Troy Glaus, R OBP: 0.345, SLG: 0.492		1-1 G1-3		2-3 K		0-0 P3	1-1 P6			4	0	0	0	0	1	2				
Matt Walbeck, S OBP: 0.329, SLG: 0.355		1-1 P5			2-0 L6	0-0 G4-3		3-3 K		4	0	0	0	0	1	0				
Orlando Palmeiro, L OBP: 0.397, SLG: 0.345			4-1 SH1-3 BB		2-2 G5-4-3 1B	1-0 1B 1B	2-2 G4-6-3 1B			3	1	3	0	1	0	0				
Reggie Williams, S OBP: 0.182, SLG: 0.182			0-0 SH1-3		0-0 G5-4-3	0-0 BB 1B	0-2 G4-6-3			3	1	1	0	0	0	2				
Andy Sheets, R OBP: 0.277, SLG: 0.382			4-2 G6-4-3 BB			1-1 HR 1B	0-1 BLK BB 1B			2	2	2	1	1	0	0				
Inning Stats	R: 0 E: 0 K: 0 S: 7	H: 0 LOB: 0 BB: 0 P: 15	R: 0 E: 0 K: 1 S: 7	H: 0 LOB: 0 BB: 0 P: 12	R: 0 E: 0 K: 0 S: 5	H: 0 LOB: 1 BB: 2 P: 13	R: 0 E: 0 K: 2 S: 16	H: 1 LOB: 1 BB: 0 P: 24	R: 0 E: 0 K: 0 S: 5	H: 1 LOB: 0 BB: 0 P: 9	R: 4 E: 0 K: 0 S: 14	H: 3 LOB: 0 BB: 1 P: 20	R: 4 E: 0 K: 0 S: 17	H: 4 LOB: 1 BB: 1 P: 26	R: 0 E: 0 K: 1 S: 12	H: 1 LOB: 0 BB: 0 P: 17	1B: 9 2B: 0 3B: 0 HR: 1	SF: 0 SAC: 1 DP: 3 HBP: 0	WP: 0 PB: 0 SB: 1 CS: 0	PA: 35
PITCHER	IP WLS BF H R ER SO BB IBB HBP BLK WP HR S P ERA WHIP																			
Bobby Witt, R ERA: 4.61	(1, 1) 6.0 L 25 6 5 5 3 3 0 0 0 0 0 1 55 95 7.50 1.500																			
Rick White, R ERA: 5.32	(7, 1) 0.1 4 2 0 0 0 1 0 0 0 0 0 0 8 13 0.00 9.000																			
Alan Newman, L ERA:	(7, 1) 1.2 6 2 3 3 1 0 0 0 1 0 0 20 28 16.20 1.200																			

Tampa Bay Devil Rays @ Anaheim Angels
Edison International Field, Anaheim, CA
Fri May 14, 1999, 10:05 PM EDT
Att: 35,515 - Unknown - 60 F

AB 30
R 8
H 10
RBI 7
BB 4
SO 4
LOB 11



Batter	1	2	3	4	5	6	7	8	9	AB	R	H	RBI	BB	SO	LOB	TOP							
Quinton McCracken, S OBP: 0.295, SLG: 0.311 (1, 8) (8, 7)	F7		G4-3		G4-3			SH5-3 2B 1B	CS	4	1	1	0	0	0	0								
Dave Martinez, L OBP: 0.388, SLG: 0.425 (1, 9) (8, 7)	G3		G4-3		P5			SH5-3		3	0	0	0	0	0	0								
Jose Canseco, R OBP: 0.363, SLG: 0.625 (1, 10) (8, 7)	2B			BB FC4 1B		1B SF8 1B		F7		4	2	3	0	0	0	1								
Fred McGriff, L OBP: 0.437, SLG: 0.672 (1, 3) (8, 7)	BB			FC4 BB 1B		G4-6-3 1B		2B IBB		1	0	1	0	3	0	0								
Herbert Perry, R OBP: 0.438, SLG: 0.571 (1, 5) (8, 7)	K			FC4 BB		SF8		2B		2	0	1	2	1	1	2								
Paul Sorrento, L OBP: 0.381, SLG: 0.455 Randy Winn, S OBP: 0.311, SLG: 0.387 (8, PH) (8, 8)		L9		F8		G4-6-3 1B		G4-3		3	0	0	0	0	0	4								
John Flaherty, R OBP: 0.311, SLG: 0.468 (1, 2) (8, 7)	K			FC4					F7	4	0	0	1	0	1	2	AB 30							
Aaron Ledesma, R OBP: 0.385, SLG: 0.273 (1, 4) (8, 7)	K			K					P3	4	0	0	0	0	2	2	R 3							
Kevin Stocker, S OBP: 0.381, SLG: 0.406 (1, 6) (8, 7)			G4-3		P5				CS 1B	4	0	1	0	0	0	0	H 7							
Inning Stats	R: 0 E: 0 K: 1 S: 12	H: 1 LOB: 2 BB: 1 P: 22	R: 0 E: 0 K: 2 S: 9	H: 0 LOB: 0 BB: 0 P: 12	R: 0 E: 0 K: 0 S: 8	H: 0 LOB: 0 BB: 0 P: 14	R: 1 E: 0 K: 1 S: 8	H: 1 LOB: 2 BB: 2 P: 18	R: 0 E: 0 K: 0 S: 10	H: 0 LOB: 0 BB: 0 P: 16	R: 1 E: 0 K: 0 S: 4	H: 2 LOB: 0 BB: 0 P: 5	R: 0 E: 0 K: 0 S: 5	H: 0 LOB: 0 BB: 0 P: 7	R: 1 E: 0 K: 0 S: 6	H: 2 LOB: 2 BB: 1 P: 17	R: 0 E: 0 K: 0 S: 12	H: 1 LOB: 0 BB: 0 P: 19	1B: 5 2B: 2 3B: 0 HR: 0	SF: 1 SAC: 1 DP: 1 HBP: 0	WP: 1 PB: 0 CS: 1	PA: 37		
PITCHER	IP WLS BF H R ER SO BB IBB HBP BLK WP HR S P ERA WHIP	IP WLS BF H R ER SO BB IBB HBP BLK WP HR S P ERA WHIP	IP WLS BF H R ER SO BB IBB HBP BLK WP HR S P ERA WHIP	IP WLS BF H R ER SO BB IBB HBP BLK WP HR S P ERA WHIP	IP WLS BF H R ER SO BB IBB HBP BLK WP HR S P ERA WHIP	IP WLS BF H R ER SO BB IBB HBP BLK WP HR S P ERA WHIP	IP WLS BF H R ER SO BB IBB HBP BLK WP HR S P ERA WHIP	IP WLS BF H R ER SO BB IBB HBP BLK WP HR S P ERA WHIP	IP WLS BF H R ER SO BB IBB HBP BLK WP HR S P ERA WHIP	IP WLS BF H R ER SO BB IBB HBP BLK WP HR S P ERA WHIP	IP WLS BF H R ER SO BB IBB HBP BLK WP HR S P ERA WHIP	IP WLS BF H R ER SO BB IBB HBP BLK WP HR S P ERA WHIP	IP WLS BF H R ER SO BB IBB HBP BLK WP HR S P ERA WHIP	IP WLS BF H R ER SO BB IBB HBP BLK WP HR S P ERA WHIP	IP WLS BF H R ER SO BB IBB HBP BLK WP HR S P ERA WHIP	IP WLS BF H R ER SO BB IBB HBP BLK WP HR S P ERA WHIP	IP WLS BF H R ER SO BB IBB HBP BLK WP HR S P ERA WHIP	IP WLS BF H R ER SO BB IBB HBP BLK WP HR S P ERA WHIP	IP WLS BF H R ER SO BB IBB HBP BLK WP HR S P ERA WHIP					
Ken Hill, R ERA: 3.94 Shigetoshi Hasegawa, R ERA: 3.57 (1, 1) (8, 1)	7.2 L 32 6 3 3 4 3 1 0 0 0 0 0 61 110 3.52 1.174	1.1 S 4 1 0 0 0 0 0 0 0 0 0 0 13 20 0.00 0.750																						

Tampa Bay Devil Rays @ Anaheim Angels
Edison International Field, Anaheim, CA
Sat May 15 1999, 10:05 PM EDT
Att: 36,939 - Overcast - 62 F

AB 30
R 3
H 7
RBI 3
BB 4
SO 4
LOB 13



Batter	1	2	3	4	5	6	7	8	9	AB	R	H	RBI	BB	SO	LOB	BOTTOM						
Darin Erstad, L OBP: 0.305, SLG: 0.375 (1, 3) (8, 7)	G1-3		K		G3-1			G6-3 1B		4	0	1	0	0	1	1							
Randy Velarde, R OBP: 0.397, SLG: 0.424 (1, 4) (8, 7)	G5-3		1B BB			F9		G6-3		3	0	0	0	1	0	2							
Mo Vaughn, L OBP: 0.379, SLG: 0.571 (1, 10) (8, 7)	BB					F7			F7	3	0	1	1	1	0	0							
16 Garret Anderson, L OBP: 0.302, SLG: 0.497 (1, 8) (8, 7)	F7					K2-3			F7	4	0	0	0	0	2	3							
Troy Glaus, R OBP: 0.336, SLG: 0.477 (1, 5) (8, 7)		P3			F9			G6-3		4	0	0	0	0	0	0							
Tim Lincecum, R OBP: 0.381, SLG: 0.424 (1, 9) (8, 7)		K			K					3	0	0	0	0	3	0							
Orlando Palmeiro, L OBP: 0.349, SLG: 0.336 (1, 7) (8, 7)		G3-1			G1-3			G6-3		3	0	0	0	0	0	0							
Matt Walbeck, S OBP: 0.329, SLG: 0.367 (1, 2) (8, 7)					P4			F8		3	0	1	0	0	0	0							
Andy Sheets, R OBP: 0.270, SLG: 0.372 (1, 6) (8, 7)					E6 BB 1B				P3	3	1	0	0	0	1	1							
Inning Stats	R: 0 E: 0 K: 0 S: 9	H: 0 LOB: 0 BB: 0 P: 18	R: 0 E: 0 K: 1 S: 7	H: 0 LOB: 0 BB: 0 P: 13	R: 1 E: 1 K: 2 S: 12	H: 1 LOB: 2 BB: 1 P: 20	R: 0 E: 0 K: 1 S: 7	H: 0 LOB: 0 BB: 0 P: 11	R: 0 E: 0 K: 1 S: 6	H: 0 LOB: 0 BB: 0 P: 7	R: 0 E: 0 K: 1 S: 6	H: 0 LOB: 0 BB: 0 P: 10	R: 0 E: 0 K: 0 S: 7	H: 2 LOB: 1 BB: 0 P: 13	R: 0 E: 0 K: 0 S: 7	H: 0 LOB: 0 BB: 0 P: 11	1B: 2 2B: 1 3B: 0 HR: 0	SF: 0 SAC: 0 DP: 1 HBP: 0	WP: 0 PB: 0 CS: 0	PA: 32			
PITCHER	IP WLS BF H R ER SO BB IBB HBP BLK WP HR S P ERA WHIP	IP WLS BF H R ER SO BB IBB HBP BLK WP HR S P ERA WHIP	IP WLS BF H R ER SO BB IBB HBP BLK WP HR S P ERA WHIP	IP WLS BF H R ER SO BB IBB HBP BLK WP HR S P ERA WHIP	IP WLS BF H R ER SO BB IBB HBP BLK WP HR S P ERA WHIP	IP WLS BF H R ER SO BB IBB HBP BLK WP HR S P ERA WHIP	IP WLS BF H R ER SO BB IBB HBP BLK WP HR S P ERA WHIP	IP WLS BF H R ER SO BB IBB HBP BLK WP HR S P ERA WHIP	IP WLS BF H R ER SO BB IBB HBP BLK WP HR S P ERA WHIP	IP WLS BF H R ER SO BB IBB HBP BLK WP HR S P ERA WHIP	IP WLS BF H R ER SO BB IBB HBP BLK WP HR S P ERA WHIP	IP WLS BF H R ER SO BB IBB HBP BLK WP HR S P ERA WHIP	IP WLS BF H R ER SO BB IBB HBP BLK WP HR S P ERA WHIP	IP WLS BF H R ER SO BB IBB HBP BLK WP HR S P ERA WHIP	IP WLS BF H R ER SO BB IBB HBP BLK WP HR S P ERA WHIP	IP WLS BF H R ER SO BB IBB HBP BLK WP HR S P ERA WHIP	IP WLS BF H R ER SO BB IBB HBP BLK WP HR S P ERA WHIP	IP WLS BF H R ER SO BB IBB HBP BLK WP HR S P ERA WHIP	IP WLS BF H R ER SO BB IBB HBP BLK WP HR S P ERA WHIP				
Tony Saunders, L ERA: 6.69 Roberto Hernandez, R ERA: 3.98 (1, 1) (8, 1)	8.0 W 29 3 1 0 7 2 0 0 0 0 0 0 60 102 0.00 0.625	1.0 S 3 0 0 0 0 0 0 0 0 0 0 0 7 11 0.00 0.000																					

Tampa Bay Devil Rays @ Anaheim Angels
Edison International Field, Anaheim, CA
Sat May 15 1999, 10:05 PM EDT
Att: 36,939 - Overcast - 62 F

AB 30
R 1
H 3
RBI 1
BB 2
SO 7
LOB 7



Batter	1	2	3	4	5	6	7	8	9	AB	R	H	RBI	BB	SO	LOB	TOP								
Quinton McCracken, S OBP: 0.299, SLG: 0.315	(1, 8) 3-3 K	(1, 8) 2-1 CS		(1, 0) G1-3		(1, 2) G6-4-3			(0, 2) G4-3 BB	5	0	2	1	0	1	2									
Dave Martinez, L OBP: 0.443, SLG: 0.496	(1, 9) 3-2 SF7	(1, 9) 0-1 CS	(1, 9) 2-0 PB		(1, 9) 2-2 HR	(1, 9) 0-1 G4-3			(1, 2) G4-3 BB	4	3	3	1	1	0	0									
Jose Canseco, R OBP: 0.359, SLG: 0.636	(1, 10) 1-1 SF7		(1, 3) 1-3 K		(1, 2) HR		(2, 3) K		(2, 1) G4-3	4	1	1	2	0	2	2									
Fred McGriff, L OBP: 0.442, SLG: 0.675	(1, 3) 0-2 1B		(1, 2) 3-H 1B		(4, 1) SF8		(1, 1) G4-3		(3, 3) K	4	2	2	0	1	1	2									
Herbert Perry, R OBP: 0.417, SLG: 0.531	(1, 5) 1-0 2B		(1, 0) 1B		(1, 3) BB		(1, 2) G6-3			4	0	1	1	0	1	2									
Paul Sorrento, L OBP: 0.373, SLG: 0.441	(1, 7) 2-H 1B		(1, 1) P3		(2, 1) K			(0, 0) G3		4	0	1	0	0	1	2									
Randy Winn, S OBP: 0.311, SLG: 0.387	(8, 8) 1-3 K		(1, 3) G1-3		(1, 3) E2					0	0	0	0	0	0	0									
John Flaherty, R OBP: 0.302, SLG: 0.455		(0, 1) P4		(1, 0) F8		(0, 0) SF8		(1, 0) G5-3		3	0	0	1	0	0	0									
Aaron Ledesma, R OBP: 0.353, SLG: 0.333		(0, 0) G4-3		(1, 1) G4-3		(1, 3) K		(0, 1) G6-3		4	0	1	0	0	1	1									
Kevin Stocker, S OBP: 0.385, SLG: 0.418		(0, 1) 1B		(0, 2) G4-3		(0, 1) G6-4-3			(1, 2) F8	4	1	2	0	0	0	1									
Inning Stats	R: 2 H: 3 E: 0 K: 2 S: 15	H: 3 R: 21 ER: 6 LOB: 1 BB: 0 P: 24	R: 1 H: 2 E: 0 K: 0 S: 8	H: 2 R: 10 ER: 6 LOB: 0 BB: 0 P: 10	R: 1 H: 2 E: 0 K: 1 S: 10	H: 2 R: 6 ER: 6 LOB: 1 BB: 0 P: 16	R: 0 H: 1 E: 0 K: 0 S: 7	H: 1 R: 47 ER: 25 LOB: 1 BB: 0 P: 10	R: 3 H: 3 E: 1 K: 2 S: 17	H: 3 R: 70 ER: 0 LOB: 1 BB: 1 P: 28	R: 0 H: 1 E: 0 K: 0 S: 6	H: 1 R: 47 ER: 0 LOB: 0 BB: 0 P: 7	R: 0 H: 0 E: 0 K: 1 S: 8	H: 0 R: 0 ER: 0 LOB: 0 BB: 0 P: 12	R: 0 H: 0 E: 0 K: 0 S: 4	H: 0 R: 0 ER: 0 LOB: 0 BB: 0 P: 5	R: 0 H: 1 E: 0 K: 1 S: 13	H: 1 R: 23 ER: 2 LOB: 2 BB: 1 P: 23	1B: 6 2B: 3 HR: 2	SF: 2 SAC: 0 DP: 1 HBP: 0	WP: 0 PB: 1 CS: 0	PA: 41			
PITCHER	IP	WLS	BF	H	R	ER	SO	BB	IBB	HBP	BLK	WP	HR	S	P	ERA	WHIP								
Steve Sparks, R ERA: 5.91	(1, 1) 4.0	L	21	10	6	6	3	0	0	0	0	0	2	47	70	13.50	2.500								
Scott Schoeneweis, L ERA: 3.74	(5, 1) 2.0		8	2	1	0	2	1	0	0	0	0	0	16	25	0.00	1.500								
Mark Petkovsek, R ERA: 1.4	(7, 1) 2.0		6	0	0	0	1	0	0	0	0	0	0	12	17	0.00	0.000								
Mike Magnante, L ERA: 3.38	(9, 1) 1.0		5	1	0	0	1	1	0	0	0	0	0	13	23	0.00	2.000								

Tampa Bay Devil Rays @ Anaheim Angels
Edison International Field, Anaheim, CA
Sun May 16 1999, 8:05 PM EDT
Att: 35,064 - Unknown - 67 F

AB 36
R 7
H 13
RBI 6
BB 2
SO 7
LOB 12





Batter	1	2	3	4	5	6	7	8	9	AB	R	H	RBI	BB	SO	LOB	BOTTOM								
Darin Erstad, L OBP: 0.308, SLG: 0.372	(1, 3) 1-2 L5		(0, 3) K		(0, 1) E6		(4, 0) BB	(1, 0) F8		4	1	1	0	1	1	3									
Randy Velarde, R OBP: 0.397, SLG: 0.414	(1, 4) 0-2 L4		(4, 2) G4-3		(2, 0) P4		(3, 1) F8		(4, 0) G4-6-3	3	0	0	0	2	0	3									
Mo Vaughn, L OBP: 0.390, SLG: 0.598	(1, 10) 4-2 BB		(1, 1) G4-3		(1, 2) HR		(4, 0) BB		(1, 0) G4-6-3	3	1	1	2	2	0	3									
Todd Greene, R OBP: 0.290, SLG: 0.495	(1, 2) 1-1 F8		(2, 3) K		(1, 3) K		(0, 2) P5		(0, 1) HR	5	1	1	1	0	2	6									
16 Garret Anderson, L OBP: 0.305, SLG: 0.513		(1, 0) G6-3		(0, 0) 1B		(0, 1) G3		(0, 0) HR	(0, 2) E3	5	1	2	1	0	0	0									
Troy Glaus, R OBP: 0.331, SLG: 0.474	(1, 5) 1-2 2B		(1, 2) P6		(1, 2) P6		(2, 3) K		(0, 1) F7	5	0	1	0	0	2	2									
Tim Lincecum, R OBP: 0.341, SLG: 0.395	(1, 9) 0-3 K		(2, 2) G4-3		(1, 3) 1B		(0, 3) K		(1, 1) F7	5	0	1	0	0	2	3									
Dave Silvestri, R OBP: 0.091, SLG: 0.182	(1, 7) 3-2 F9		(3, 2) F9		(1, 0) G4-3		(0, 0) G6-3		(0, 1) 1B	3	0	0	0	0	0	3									
Jeff Huson, L OBP: 0.266, SLG: 0.237	(8, PH) (9, 7)				(1, 2) G4-3					1	0	1	0	0	0	0									
Andy Sheets, R OBP: 0.286, SLG: 0.379	(1, 6)		(4, 1) G4-3		(2, 2) F8		(0, 0) F8		(0, 0) 1B	3	0	2	0	1	0	0									
Inning Stats	R: 0 H: 0 E: 0 K: 0 S: 12	H: 0 R: 29 ER: 2 LOB: 1 BB: 1 P: 18	R: 0 H: 1 E: 0 K: 1 S: 14	H: 1 R: 6 ER: 6 LOB: 1 BB: 0 P: 19	R: 0 H: 0 E: 0 K: 2 S: 11	H: 0 R: 10 ER: 6 LOB: 2 BB: 2 P: 22	R: 0 H: 2 E: 0 K: 0 S: 8	H: 2 R: 74 ER: 25 LOB: 1 BB: 0 P: 12	R: 2 H: 2 E: 1 K: 1 S: 13	H: 2 R: 115 ER: 0 LOB: 0 BB: 0 P: 19	R: 0 H: 0 E: 0 K: 2 S: 12	H: 0 R: 70 ER: 0 LOB: 0 BB: 0 P: 14	R: 0 H: 1 E: 0 K: 0 S: 8	H: 1 R: 47 ER: 0 LOB: 3 BB: 2 P: 19	R: 1 H: 3 E: 0 K: 0 S: 9	H: 3 R: 23 ER: 2 LOB: 2 BB: 0 P: 11	R: 1 H: 1 E: 1 K: 1 S: 10	H: 1 R: 23 ER: 1 LOB: 2 BB: 1 P: 16	1B: 6 2B: 1 3B: 0 HR: 3	SF: 0 SAC: 0 DP: 2 HBP: 0	WP: 1 PB: 0 CS: 0	PA: 43			
PITCHER	IP	WLS	BF	H	R	ER	SO	BB	IBB	HBP	BLK	WP	HR	S	P	ERA	WHIP								
Wilson Alvarez, L ERA: 2.97	(1, 1) 6.2	W	29	6	2	2	6	4	0	0	0	0	1	74	115	2.70	1.500								
Scott Aldred, L ERA: 2.0	(7, 1) 0.0		1	0	0	0	0	1	0	0	0	0	0	4											
Esteban Yan, R ERA: 4.03	(7, 1) 2.0	H	10	4	2	2	0	1	0	0	0	0	2	16	23	9.00	2.500								
Roberto Hernandez, R ERA: 3.92	(9, 1) 0.1		3	0	0	0	1	0	0	0	0	1	0	7	8	0.00	0.000								

Tampa Bay Devil Rays @ Anaheim Angels
Edison International Field, Anaheim, CA
Sun May 16 1999, 8:05 PM EDT
Att: 35,064 - Unknown - 67 F

AB 37
R 4
H 10
RBI 4
BB 6
SO 7
LOB 23



Batter	1	2	3	4	5	6	7	8	9	AB	R	H	RBI	BB	SO	LOB	TOP										
Darin Erstad, L OBP: 0.301, SLG: 0.363	F8		K		G4-6-3			G1-3		4	0	0	0	0	1	3	Anaheim Angels @ Baltimore Orioles Oriole Park at Camden Yards, Baltimore, MD Tue May 18 1999, 7:05 PM EDT Att: 42,830 - Cloudy - 81 F										
Randy Velarde, R OBP: 0.400, SLG: 0.439	G1-3		P4				G3-1	HR		4	1	2	2	0	0	0											
Mo Vaughn, L OBP: 0.385, SLG: 0.578	G1-3						K	G3		3	0	0	0	1	1												
16 Garret Anderson, L OBP: 0.298, SLG: 0.500	G4-3				G1-6-3		G4-3	G4-3		4	0	0	0	0	2												
Todd Greene, R OBP: 0.308, SLG: 0.546		HR							P6		4	1	3	1	0	0											
Troy Glaus, R OBP: 0.329, SLG: 0.464	G1-3						F7	G4-3	HBP		3	0	0	0	1	2											
Orlando Palmeiro, L OBP: 0.340, SLG: 0.328	F7						F7	G4-3			3	0	0	0	1	2											
Charlie O'Brien, R OBP: 0.116, SLG: 0.075	L6						K				3	0	0	0	2	2											
Andy Sheets, R OBP: 0.295, SLG: 0.395					G6-3						3	1	2	0	0	0											
Inning Stats	R: 0 E: 0 K: 0 S: 8	H: 1 LOB: 1 BB: 0 P: 11	R: 1 E: 0 K: 0 S: 9	H: 1 LOB: 0 BB: 0 P: 14	R: 0 E: 0 K: 1 S: 9	H: 0 LOB: 0 BB: 0 P: 13	R: 0 E: 0 K: 1 S: 12	H: 1 LOB: 1 BB: 1 P: 17	R: 0 E: 0 K: 1 S: 15	H: 0 LOB: 0 BB: 0 P: 7	R: 0 E: 0 K: 1 S: 11	H: 1 LOB: 1 BB: 0 P: 13	R: 2 E: 0 K: 0 S: 13	H: 2 LOB: 0 BB: 0 P: 21	R: 0 E: 0 K: 0 S: 7	H: 0 LOB: 0 BB: 0 P: 12		1B: 3 2B: 2 3B: 0 HR: 2	SF: 0 SAC: 0 DP: 3 HBP: 1	WP: 0 PB: 0 SB: 0 CS: 0	PA: 34						
PITCHER	IP	WLS	BF	H	R	ER	SO	BB	IBB	HBP	BLK	WP	HR	S	P	ERA	WHIP										
35 Mike Mussina, R ERA: 4.68	(1, 1)	8.0	W	31	7	3	3	5	2	0	0	0	2	83	119	3.38	1.125										
Mike Timlin, R ERA: 3.14	(9, 1)	1.0	S	3	0	0	0	0	0	0	1	0	0	7	12	0.00	0.000										

Batter	1	2	3	4	5	6	7	8	9	AB	R	H	RBI	BB	SO	LOB	BOTTOM										
Brady Anderson, L OBP: 0.413, SLG: 0.489	G3		G3		G4-3		K			4	1	1	0	0	1	0	Anaheim Angels @ Baltimore Orioles Oriole Park at Camden Yards, Baltimore, MD Tue May 18 1999, 7:05 PM EDT Att: 42,830 - Cloudy - 81 F										
Jeff Reboulet, R OBP: 0.365, SLG: 0.255	G3		P9		G5-3		G6-3			4	0	0	0	0	1												
B.J. Surhoff, L OBP: 0.391, SLG: 0.541	BB		L7				F7			4	0	1	1	0	0												
Albert Belle, R OBP: 0.428, SLG: 0.496	G6-4-3				2B		K	G4-3		2	0	0	0	2	1	0											
Jeff Conine, R OBP: 0.347, SLG: 0.481	G6-4-3		L8		L8		BB	F7		4	1	1	0	0	3												
Cal Ripken Jr., R OBP: 0.288, SLG: 0.408	L8		L7		L7		BB	FC6-4		3	1	1	0	1	1												
Rich Amaral, R OBP: 0.326, SLG: 0.257	G4-3		G4-3		2B		BB	FC6-4		4	1	2	1	0	1												
Mike Bordick, R OBP: 0.331, SLG: 0.353	G6-3		G6-3		F7		2B	2B		3	0	1	2	0	2												
Charles Johnson, R OBP: 0.336, SLG: 0.542							K	G5-3		3	1	1	1	0	1												
Inning Stats	R: 1 E: 0 K: 0 S: 7	H: 2 LOB: 1 BB: 1 P: 16	R: 0 E: 0 K: 0 S: 5	H: 0 LOB: 0 BB: 0 P: 8	R: 1 E: 0 K: 0 S: 13	H: 1 LOB: 0 BB: 0 P: 18	R: 0 E: 0 K: 0 S: 11	H: 1 LOB: 2 BB: 1 P: 23	R: 0 E: 0 K: 1 S: 7	H: 0 LOB: 0 BB: 0 P: 10	R: 3 E: 0 K: 1 S: 13	H: 3 LOB: 1 BB: 1 P: 23	R: 0 E: 0 K: 1 S: 8	H: 0 LOB: 0 BB: 0 P: 12	R: 0 E: 0 K: 0 S: 8		H: 1 LOB: 1 BB: 0 P: 15	1B: 4 2B: 3 3B: 0 HR: 1	SF: 0 SAC: 0 DP: 1 HBP: 0	WP: 0 PB: 0 SB: 0 CS: 0	PA: 34						
PITCHER	IP	WLS	BF	H	R	ER	SO	BB	IBB	HBP	BLK	WP	HR	S	P	ERA	WHIP										
Chuck Finley, L ERA: 5.23	(1, 1)	5.2	L	26	7	5	5	2	3	0	0	0	1	53	94	7.94	1.765										
Mark Petkovsek, R ERA: 1.25	(6, 1)	2.1		8	1	0	0	1	0	0	0	0	0	19	31	0.00	0.429										

Batter	1	2	3	4	5	6	7	8	9	AB	R	H	RBI	BB	SO	LOB	TOP				
Darin Erstad, L (1, 3) OBP: 0.298, SLG: 0.358										5	1	1	0	0	2	1	Anaheim Angels @ Baltimore Orioles Oriole Park at Camden Yards, Baltimore, MD Wed May 19, 1999, 7:05 PM EDT Att: 38,557 - Cloudy - 79 F				
Randy Velarde, R (1, 4) OBP: 0.403, SLG: 0.459										3	1	1	3	1	1	0					
Mo Vaughn, L (1, 10) OBP: 0.370, SLG: 0.553										4	0	0	0	0	0	1					
16 Garret Anderson, L (1, 8) OBP: 0.297, SLG: 0.494										4	0	1	0	0	0	1					
Todd Greene, R (1, 9) OBP: 0.306, SLG: 0.535										4	0	1	0	0	0	1					
Troy Glas, R (1, 5) OBP: 0.327, SLG: 0.458										4	1	1	0	0	0	2					
Orlando Palmeiro, L (1, 7) OBP: 0.350, SLG: 0.328										3	1	1	0	1	0	0					
Matt Walbeck, S (1, 2) OBP: 0.315, SLG: 0.349										4	0	0	0	0	1	4					
Andy Sheets, R (1, 6) OBP: 0.301, SLG: 0.407										4	1	2	2	0	0	0					
Inning Stats	R: 0 E: 0 K: 2 S: 7	H: 0 LOB: 0 BB: 0 P: 10	R: 0 E: 0 K: 0 S: 13	H: 1 LOB: 2 BB: 1 P: 22	R: 3 E: 0 K: 0 S: 10	H: 3 LOB: 0 BB: 0 P: 17	R: 0 E: 0 K: 0 S: 9	H: 0 LOB: 0 BB: 0 P: 15	R: 0 E: 0 K: 0 S: 11	H: 1 LOB: 1 BB: 0 P: 15	R: 0 E: 0 K: 0 S: 7	H: 0 LOB: 0 BB: 0 P: 11	R: 0 E: 0 K: 1 S: 14	H: 0 LOB: 1 BB: 1 P: 18	R: 2 E: 0 K: 1 S: 16	H: 3 LOB: 1 BB: 0 P: 24		1B: 6 2B: 1 3B: 0 HR: 1	SF: 0 SAC: 0 DP: 0 HBP: 0	WP: 0 PB: 0 SB: 0 CS: 0	PA: 37
PITCHER	IP	WLS	BF	H	R	ER	SO	BB	IBB	HBP	BLK	WP	HR	S	P	ERA	WHIP				
Scott Erickson, R (1, 1) ERA: 6.17	7.0		27	5	3	3	2	1	0	0	0	0	1	66	106	3.86	0.857				
Arthur Rhodes, L (8, 1) ERA: 4.84	1.0	H	4	0	0	0	1	1	0	0	0	0	0	14	18	0.00	1.000				
Mike Timlin, R (9, 1) ERA: 4.11	1.0	L	6	3	2	2	1	0	0	0	0	0	0	16	24	18.00	3.000				

Batter	1	2	3	4	5	6	7	8	9	AB	R	H	RBI	BB	SO	LOB	BOTTOM					
Brady Anderson, L (1, 8) OBP: 0.419, SLG: 0.486										3	0	1	0	1	0	4	Anaheim Angels @ Baltimore Orioles Oriole Park at Camden Yards, Baltimore, MD Wed May 19, 1999, 7:05 PM EDT Att: 38,557 - Cloudy - 79 F					
Mike Bordick, R (1, 6) OBP: 0.327, SLG: 0.348										5	0	1	1	0	2	5						
B.J. Surhoff, L (1, 7) OBP: 0.385, SLG: 0.537										5	1	1	0	0	1	3						
Albert Belle, R (1, 9) OBP: 0.427, SLG: 0.493										5	0	2	0	0	0	2						
Rich Amaral, R (9, 9) OBP: 0.326, SLG: 0.257										0	0	0	0	0	0	0						
Harold Baines, L (1, 10) OBP: 0.363, SLG: 0.518										5	0	1	0	0	0	3						
Jeff Conine, R (1, 3) OBP: 0.348, SLG: 0.481										4	1	1	0	1	1	0						
Cal Ripken Jr., R (1, 5) OBP: 0.281, SLG: 0.444										5	1	1	1	0	0	3						
Jeff Reboulet, R (9, PR) OBP: 0.365, SLG: 0.255										0	0	0	0	0	0	0						
Delino DeShields, L (1, 4) OBP: 0.299, SLG: 0.327										2	0	1	0	3	1	1						
Charles Johnson, R (1, 2) OBP: 0.342, SLG: 0.540										4	1	2	1	0	0	2						
Inning Stats	R: 0 E: 0 K: 1 S: 6	H: 1 LOB: 2 BB: 0 P: 12	R: 1 E: 0 K: 0 S: 10	H: 2 LOB: 2 BB: 1 P: 18	R: 1 E: 0 K: 0 S: 10	H: 2 LOB: 0 BB: 0 P: 17	R: 0 E: 0 K: 1 S: 8	H: 1 LOB: 2 BB: 1 P: 14	R: 0 E: 0 K: 0 S: 9	H: 1 LOB: 2 BB: 1 P: 17	R: 1 E: 0 K: 0 S: 8	H: 2 LOB: 2 BB: 1 P: 13	R: 1 E: 0 K: 0 S: 8	H: 2 LOB: 2 BB: 1 P: 17	R: 0 E: 0 K: 1 S: 5	H: 0 LOB: 0 BB: 0 P: 6	R: 0 E: 1 K: 2 S: 11	H: 0 LOB: 1 BB: 0 P: 19	1B: 6 2B: 4 3B: 0 HR: 1	SF: 0 SAC: 0 DP: 1 HBP: 1	WP: 0 PB: 0 SB: 0 CS: 0	PA: 44
PITCHER	IP	WLS	BF	H	R	ER	SO	BB	IBB	HBP	BLK	WP	HR	S	P	ERA	WHIP					
Omar Olivares, R (1, 1) ERA: 3.31	6.2		34	10	4	4	2	4	0	1	0	0	0	54	96	5.40	2.100					
Mike Magnante, L (7, 1) ERA: 3.31	0.1		3	1	0	0	0	1	0	0	0	0	0	5	12	0.00	6.000					
Al Levine, R (8, 1) ERA: 2.08	1.0	W	3	0	0	0	1	0	0	0	0	0	0	5	6	0.00	0.000					
Troy Percival, R (9, 1) ERA: 3.6	1.0	S	4	0	0	0	2	0	0	0	0	0	0	11	19	0.00	0.000					

Batter	1	2	3	4	5	6	7	8	9	AB	R	H	RBI	BB	SO	LOB	TOP					
Darin Erstad, L (1, 7) OBP: 0.296, SLG: 0.353	F9	F9			K		G6-3		K	5	0	1	1	0	2	0	Anaheim Angels @ Baltimore Orioles Oriole Park at Camden Yards, Baltimore, MD Thu May 20 1999, 7:05 PM EDT Att: 38,388 - Unknown - 81 F					
Randy Velarde, R (1, 4) OBP: 0.395, SLG: 0.450	K	F9			K				K	5	0	1	0	0	3	1						
Mo Vaughn, L (1, 10) OBP: 0.366, SLG: 0.541	P5		G1-3						F7	4	0	1	0	0	0	1						
16 Garret Anderson, L (1, 8) OBP: 0.307, SLG: 0.512										4	2	3	0	0	0	1						
Todd Greene, R (1, 9) OBP: 0.321, SLG: 0.567										3	2	2	1	0	0	1						
Orlando Palmeiro, L (8, PR) OBP: 0.350, SLG: 0.328										0	0	0	0	0	0	0						
Chris Pritchett, L (1, 3) OBP: 0.188, SLG: 0.133										3	0	0	0	0	0	3						
Troy Glaus, R (1, 5) OBP: 0.325, SLG: 0.452										2	1	0	1	1	1	0						
Matt Walbeck, S (1, 2) OBP: 0.301, SLG: 0.333										4	0	0	0	0	1	4						
Andy Sheets, R (1, 6) OBP: 0.299, SLG: 0.402										4	1	1	2	0	2	0						
Inning Stats	R: 0 E: 0 K: 1 S: 7	H: 0 LOB: 0 BB: 0 P: 11	R: 4 E: 0 K: 1 S: 20	H: 3 LOB: 1 BB: 1 P: 34	R: 0 E: 0 K: 0 S: 8	H: 1 LOB: 0 BB: 0 P: 12	R: 0 E: 0 K: 2 S: 7	H: 0 LOB: 0 BB: 0 P: 7	R: 0 E: 0 K: 1 S: 15	H: 1 LOB: 0 BB: 0 P: 18	R: 1 E: 0 K: 0 S: 8	H: 1 LOB: 0 BB: 0 P: 11	R: 0 E: 0 K: 1 S: 9	H: 1 LOB: 1 BB: 0 P: 14	R: 1 E: 0 K: 0 S: 9	H: 2 LOB: 1 BB: 0 P: 12	R: 0 E: 0 K: 2 S: 11	H: 0 LOB: 0 BB: 0 P: 19	1B: 6 2B: 2 3B: 0 HR: 1	SF: 1 SAC: 1 DP: 0 HBP: 1	WP: 0 PB: 0 SB: 2 CS: 0	PA: 38
PITCHER	IP	WLS	BF	H	R	ER	SO	BB	IBB	HBP	BLK	WP	HR	S	P	ERA	WHIP					
Jason Johnson, R (1, 1) ERA: 7.5	6.0	L	26	6	5	5	6	1	0	1	0	0	1	65	93	7.50	1.167					
Ricky Bones, R (7, 1) ERA: 3.13	1.2		8	3	1	1	1	0	0	0	0	0	0	16	24	5.40	1.800					
Jesse Orosco, L (8, 1) ERA: 8.18	1.1		4	0	0	0	2	0	0	0	0	0	0	13	21	0.00	0.000					

Batter	1	2	3	4	5	6	7	8	9	AB	R	H	RBI	BB	SO	LOB	BOTTOM					
Brady Anderson, L (1, 8) OBP: 0.420, SLG: 0.482			L8				F7			3	1	1	0	1	0	1	Anaheim Angels @ Baltimore Orioles Oriole Park at Camden Yards, Baltimore, MD Thu May 20 1999, 7:05 PM EDT Att: 38,388 - Unknown - 81 F					
Mike Bordick, R (1, 6) OBP: 0.326, SLG: 0.352			F8							4	1	1	1	0	0	2						
B.J. Surhoff, L (1, 7) OBP: 0.388, SLG: 0.536			G3							4	0	2	1	0	1	1						
Albert Belle, R (1, 9) OBP: 0.423, SLG: 0.482										3	0	0	0	1	0	1						
Harold Baines, L (1, 10) OBP: 0.375, SLG: 0.526										4	1	3	0	0	1	0						
Rich Amaral, R (8, PR) OBP: 0.326, SLG: 0.257										0	0	0	0	0	0	0						
Jeff Conine, R (1, 3) OBP: 0.338, SLG: 0.464										4	0	0	0	0	0	5						
Cal Ripken Jr., R (1, 5) OBP: 0.295, SLG: 0.517										4	1	2	2	0	0	0						
Delino DeShields, L (1, 4) OBP: 0.289, SLG: 0.315										4	0	0	0	0	2	1						
Charles Johnson, R (1, 2) OBP: 0.339, SLG: 0.524										3	0	0	0	1	0	0						
Inning Stats	R: 0 E: 0 K: 1 S: 8	H: 1 LOB: 0 BB: 0 P: 11	R: 1 E: 0 K: 0 S: 11	H: 2 LOB: 1 BB: 0 P: 21	R: 0 E: 0 K: 0 S: 9	H: 0 LOB: 1 BB: 1 P: 17	R: 0 E: 0 K: 0 S: 5	H: 1 LOB: 0 BB: 0 P: 7	R: 3 E: 0 K: 1 S: 12	H: 3 LOB: 1 BB: 1 P: 21	R: 0 E: 0 K: 1 S: 7	H: 0 LOB: 0 BB: 0 P: 10	R: 0 E: 0 K: 1 S: 7	H: 0 LOB: 0 BB: 0 P: 10	R: 0 E: 0 K: 0 S: 7	H: 2 LOB: 2 BB: 1 P: 13	R: 0 E: 0 K: 0 S: 7	H: 0 LOB: 0 BB: 0 P: 9	1B: 6 2B: 3 3B: 0 HR: 1	SF: 0 SAC: 0 DP: 3 HBP: 0	WP: 1 PB: 0 SB: 0 CS: 0	PA: 36
PITCHER	IP	WLS	BF	H	R	ER	SO	BB	IBB	HBP	BLK	WP	HR	S	P	ERA	WHIP					
Tim Lincecum, R (1, 1) ERA: 8.23	7.0	W	28	7	4	4	4	2	0	0	0	0	0	4	6	0.00	3.000					
Scott Schoeneweis, L (8, 1) ERA: 3.68	0.1	H	2	1	0	0	0	0	0	0	0	0	0	4	6	0.00	3.000					
Shigetoshi Hasegawa, R (8, 1) ERA: 0.44	0.2	H	3	1	0	0	0	1	0	0	0	0	0	3	7	0.00	3.000					
Troy Percival, R (9, 1) ERA: 3.38	1.0	S	3	0	0	0	0	0	0	0	0	0	0	7	9	0.00	0.000					



Batter	1	2	3	4	5	6	7	8	9	AB	R	H	RBI	BB	SO	LOB	TOP					
Darin Erstad, L OBP: 0.304, SLG: 0.356 (1, 7)										4	1	2	1	1	1	0	Anaheim Angels @ Tampa Bay Devil Rays Tropicana Field, St. Petersburg, FL Fri May 21 1999, 7:05 PM EDT Att: 18,613 - Dome - 72 F					
Randy Velarde, R OBP: 0.395, SLG: 0.451 (1, 4)										4	1	1	0	1	0	3						
Mo Vaughn, L OBP: 0.368, SLG: 0.563 (1, 10)										5	2	2	3	0	1	5						
Todd Greene, R OBP: 0.325, SLG: 0.569 (7, 2)										5	1	2	0	0	0	3						
16 Garret Anderson, L OBP: 0.309, SLG: 0.506 (1, 8)											4	0	1	0	1	1						
Steve Decker, R OBP: 0.333, SLG: 0.667 (7, PH)											3	0	1	1	0	0						
Chris Pritchett, L OBP: 0.222, SLG: 0.188 (7, 3)											1	1	1	1	0	0						
Troy Glaus, R OBP: 0.130, SLG: 0.440 (9, PH)											4	1	0	0	0	3						
Jeff Huson, L OBP: 0.262, SLG: 0.231 (7, PH)											1	0	0	0	0	1						
Charlie O'Brien, R OBP: 0.352, SLG: 0.331 (7, PH)											3	1	1	0	0	0						
Otlando Palmeiro, L OBP: 0.352, SLG: 0.331 (7, 9)										2	0	1	1	0	0	2						
Andy Sheets, R OBP: 0.303, SLG: 0.402 (1, 6)											5	1	2	1	0	0	1					
Inning Stats	R: 0 E: 0 K: 1 S: 8	H: 1 LOB: 1 BB: 0 P: 18	R: 6 E: 2 K: 0 S: 21	H: 5 LOB: 0 BB: 0 P: 37	R: 0 E: 0 K: 1 S: 7	H: 0 LOB: 0 BB: 0 P: 9	R: 0 E: 0 K: 0 S: 14	H: 0 LOB: 2 BB: 2 P: 25	R: 1 E: 0 K: 1 S: 14	H: 2 LOB: 1 BB: 0 P: 21	R: 0 E: 0 K: 0 S: 9	H: 0 LOB: 0 BB: 0 P: 15	R: 1 E: 0 K: 1 S: 10	H: 2 LOB: 2 BB: 1 P: 18	R: 0 E: 0 K: 1 S: 13	H: 2 LOB: 1 BB: 0 P: 19	R: 1 E: 0 K: 1 S: 16	H: 2 LOB: 1 BB: 0 P: 20	1B: 10 2B: 3 3B: 0 HR: 1	SF: 1 SAC: 0 DP: 1 HBP: 0	WP: 0 PB: 0 SB: 1 CS: 1	PA: 45
PITCHER	IP WLS BF H R ER SO BB IBB HBP BLK WP HR S P ERA WHIP																					
Tony Saunders, L ERA: 6.18 (1, 1)	4.1 24 8 7 1 2 2 0 0 0 0 0 1 54 98 2.08 2.308																					
Rick White, R ERA: 4.56 (5, 1)	1.2 W 5 0 0 0 1 0 0 0 0 0 0 0 19 27 0.00 0.000																					
Scott Aldred, L ERA: 4.22 (7, 1)	0.0 3 2 1 1 0 1 0 0 0 0 0 0 3 10 ∞ ∞																					
Esteban Yan, R ERA: 3.42 (7, 1)	2.0 H 8 2 0 0 2 0 0 0 0 0 0 0 20 27 0.00 1.000																					
Roberto Hernandez, R ERA: 3.97 (9, 1)	1.0 S 5 2 1 1 1 0 0 0 0 0 0 0 16 20 9.00 2.000																					

Batter	1	2	3	4	5	6	7	8	9	AB	R	H	RBI	BB	SO	LOB	BOTTOM			
Quinton McCracken, S OBP: 0.316, SLG: 0.338 (1, 8)										3	1	1	1	1	0	2	Anaheim Angels @ Tampa Bay Devil Rays Tropicana Field, St. Petersburg, FL Fri May 21 1999, 7:05 PM EDT Att: 18,613 - Dome - 72 F			
Dave Martinez, L OBP: 0.418, SLG: 0.496 (1, 9)										5	0	1	2	0	0	4				
Jose Canseco, R OBP: 0.380, SLG: 0.703 (1, 10)										4	2	2	2	1	1	2				
Fred McGriff, L OBP: 0.440, SLG: 0.686 (1, 3)										3	1	0	0	2	1	2				
John Flaherty, R OBP: 0.309, SLG: 0.492 (1, 2)										4	0	1	2	0	0	2				
Wade Boggs, L OBP: 0.316, SLG: 0.325 (1, 5)										4	2	2	0	0	1	0				
Herbert Perry, R OBP: 0.400, SLG: 0.487 (8, 5)										0	0	0	0	0	0	0				
Paul Sorrento, L OBP: 0.354, SLG: 0.443 (1, 7)										3	0	0	0	1	2	1				
Danny Clyburn, R OBP: 0.275, SLG: 0.370 (8, 7)										0	0	0	0	0	0	0				
Miguel Cairo, R OBP: 0.325, SLG: 0.385 (1, 4)										4	2	2	0	0	1	2				
Kevin Stocker, S OBP: 0.399, SLG: 0.424 (1, 6)										3	2	3	2	1	0	0				
Inning Stats	R: 2 E: 0 K: 0 S: 12	H: 1 LOB: 2 BB: 2 P: 25	R: 1 E: 0 K: 1 S: 10	H: 2 LOB: 1 BB: 1 P: 18	R: 1 E: 0 K: 0 S: 6	H: 1 LOB: 0 BB: 0 P: 8	R: 3 E: 0 K: 3 S: 18	H: 3 LOB: 1 BB: 1 P: 28	R: 2 E: 0 K: 0 S: 12	H: 3 LOB: 0 BB: 0 P: 18	R: 0 E: 1 K: 0 S: 5	H: 0 LOB: 2 BB: 0 P: 15	R: 0 E: 0 K: 2 S: 9	H: 0 LOB: 0 BB: 0 P: 14	R: 1 E: 0 K: 0 S: 11	H: 2 LOB: 1 BB: 0 P: 18	1B: 8 2B: 3 3B: 0 HR: 1	SF: 0 SAC: 1 DP: 0 HBP: 0	WP: 1 PB: 0 SB: 1 CS: 2	PA: 41
PITCHER	IP WLS BF H R ER SO BB IBB HBP BLK WP HR S P ERA WHIP																			
Ken Hill, R ERA: 4.91 (1, 1)	3.1 19 4 0 0 0 0 0 0 0 0 0 0 21 34 9.00 2.500																			
Mike Magnante, L ERA: 3.93 (4, 1)	2.0 L 10 4 2 2 2 1 0 0 0 0 0 0 21 34 9.00 2.500																			
Shigetoshi Hasegawa, R ERA: 3.48 (6, 1)	2.1 10 2 1 1 2 0 1 0 0 0 0 0 22 38 3.86 0.857																			
Scott Schoeneweis, L ERA: 3.63 (8, 1)	0.1 1 0 0 0 0 0 0 0 0 0 0 0 1 2 0.00 0.000																			

AB	41
R	9
H	14
RBI	8
BB	3
SO	6
LOB	21



AB	33
R	10
H	12
RBI	9
BB	6
SO	6
LOB	15



Batter	1	2	3	4	5	6	7	8	9	AB	R	H	RBI	BB	SO	LOB	TOP					
Brady Anderson, L (1, 8) OBP: 0.423, SLG: 0.468	2-1 SF8 1B		1-0 2B		3-3 K			1-1 F9		4	1	2	0	0	1	1						
Mike Bordick, R (1, 6) OBP: 0.332, SLG: 0.379	0-0 SF8 2B		2-0 G5-3			1-2 G3-6 1B		2-2 F8		4	0	2	0	0	0	1						
B.J. Surhoff, L (1, 7) OBP: 0.385, SLG: 0.544	0-0 SF8		0-1 G4-3			1-2 G3-6 1-2f		2-1 2B		3	0	1	1	1	0	2						
Albert Belle, R (1, 9) OBP: 0.420, SLG: 0.458	2-3 3-H 2-3 K			1-1 L6		0-0 FC6-4 1B		0-0 F9		4	0	1	0	0	1	2						
Jeff Conine, R (1, 3) OBP: 0.345, SLG: 0.462	0-0 F7			1-2 G5-3		0-0 FC6-4 1-2f			0-0 L4	4	0	0	0	0	0	2						
Will Clark, L (1, 10) OBP: 0.414, SLG: 0.580		3-1 F9		2-1 F7			2-1 G4-3		0-1 G4-3	4	0	0	0	0	0	0						
Cal Ripken Jr., R (1, 5) OBP: 0.289, SLG: 0.472		0-3 K			1-0 L7		0-0 L7		1-1 P3	4	0	0	0	0	1	0						
Delino DeShields, L (1, 4) OBP: 0.307, SLG: 0.358		0-0 F8			0-0 G4-3		4-1 FC6-4 BB			2	0	0	0	1	0	0						
Charles Johnson, R (1, 2) OBP: 0.353, SLG: 0.569			0-1 F9		4-0 BB		2-1 FC6-4 1-2f			2	0	0	0	1	0	1						
Inning Stats	R: 1 E: 0 K: 1 S: 8	H: 2 LOB: 1 BB: 0 P: 12	R: 0 E: 0 K: 1 S: 7	H: 0 LOB: 0 BB: 0 P: 10	R: 0 E: 0 K: 0 S: 6	H: 1 LOB: 1 BB: 0 P: 9	R: 0 E: 0 K: 0 S: 7	H: 0 LOB: 0 BB: 0 P: 11	R: 0 E: 0 K: 1 S: 6	H: 0 LOB: 1 BB: 1 P: 14	R: 0 E: 0 K: 0 S: 8	H: 2 LOB: 1 BB: 0 P: 10	R: 0 E: 0 K: 0 S: 6	H: 0 LOB: 1 BB: 1 P: 14	R: 0 E: 0 K: 0 S: 10	H: 1 LOB: 1 BB: 0 P: 15	R: 0 E: 0 K: 0 S: 5	H: 0 LOB: 0 BB: 0 P: 6	1B: 3 2B: 3 3B: 0 HR: 0	SF: 1 SAC: 0 DP: 1 HBP: 0	WP: 0 PB: 0 SB: 0 CS: 0	PA: 34
PITCHER	IP	WLS	BF	H	R	ER	SO	BB	IBB	HBP	BLK	WP	HR	S	P	ERA	WHIP					
Omar Olivares, R (1, 1) ERA: 3.02	8.0	W	31	6	1	1	3	2	0	0	0	0	0	58	95	1.12	1.000					
Troy Percival, R (9, 1) ERA: 2.84	1.0	S	3	0	0	0	0	0	0	0	0	0	0	5	6	0.00	0.000					

Baltimore Orioles @ Anaheim Angels
Edison International Field, Anaheim, CA
Tue May 25 1999, 10:05 PM EDT
Att: 20,398 - Unknown - 65 F

AB 31
R 1
H 6
RBI 1
BB 2
SO 3
LOB 9



Batter	1	2	3	4	5	6	7	8	9	AB	R	H	RBI	BB	SO	LOB	BOTTOM					
Darin Erstad, L (1, 7) OBP: 0.301, SLG: 0.365	1-0 G4-3		3-1 FC4 1-2f		2-0 G4-3			2-2 HR		4	1	1	1	0	0	1						
Randy Velarde, R (1, 4) OBP: 0.393, SLG: 0.432	3-2 P6			0-1 G5-3		3-2 G5-3		4-2 1B BB		3	0	0	0	1	0	0						
Mo Vaughn, L (1, 10) OBP: 0.385, SLG: 0.553	1-1 F7			0-1 16 HR 1B		1-2 G6-3		0-0 BB 1B		4	1	2	0	0	0	0						
16 Garret Anderson, L (1, 8) OBP: 0.314, SLG: 0.530		0-3 K		0-0 1-H HR		1-1 HR		2-3 K		4	2	2	3	0	2	2						
Todd Greene, R (1, 9) OBP: 0.320, SLG: 0.550		2-3 K		0-0 G1-3		0-3 K		4-2 BB		3	0	0	0	0	2	0						
Orlando Palmeiro, L (8, 9) OBP: 0.349, SLG: 0.323								1-2 BB		0	0	0	0	1	0	0						
Chris Pritchett, L (1, 3) OBP: 0.185, SLG: 0.200		1-0 G1-6-3		2-0 2B			0-0 E1 CS	0-1 L9		4	0	1	0	0	0	3						
Troy Glaus, R (1, 5) OBP: 0.315, SLG: 0.427			0-0 F9	0-3 K2-3			1-2 G5-3 1-2f			3	0	0	0	0	1	2						
Matt Walbeck, S (1, 2) OBP: 0.299, SLG: 0.322			4-0 FC4 BB		3-1 P6		0-1 G1			2	0	0	0	1	0	0						
Andy Sheets, R (1, 6) OBP: 0.289, SLG: 0.383			1-3 K		2-3 K			0-0 G6-3		3	0	0	0	0	2	1						
Inning Stats	R: 0 E: 0 K: 0 S: 6	H: 0 LOB: 0 BB: 0 P: 11	R: 0 E: 0 K: 2 S: 7	H: 0 LOB: 0 BB: 0 P: 10	R: 0 E: 0 K: 1 S: 7	H: 0 LOB: 1 BB: 1 P: 15	R: 2 E: 0 K: 1 S: 10	H: 3 LOB: 1 BB: 0 P: 12	R: 0 E: 0 K: 1 S: 6	H: 0 LOB: 0 BB: 0 P: 13	R: 1 E: 0 K: 1 S: 14	H: 1 LOB: 0 BB: 0 P: 19	R: 0 E: 1 K: 0 S: 7	H: 0 LOB: 0 BB: 0 P: 8	R: 1 E: 0 K: 1 S: 15	H: 2 LOB: 3 BB: 2 P: 27	R: 0 E: 0 K: 1 S: 5	H: 0 LOB: 0 BB: 0 P: 6	1B: 2 2B: 1 3B: 0 HR: 3	SF: 0 SAC: 0 DP: 0 HBP: 0	WP: 0 PB: 0 SB: 0 CS: 1	PA: 33
PITCHER	IP	WLS	BF	H	R	ER	SO	BB	IBB	HBP	BLK	WP	HR	S	P	ERA	WHIP					
Scott Erickson, R (1, 1) ERA: 6.02	7.1	L	30	6	4	4	6	2	0	0	0	0	0	3	64	4.91	1.091					
Jesse Orosco, L (8, 1) ERA: 8.49	0.2		3	0	0	0	1	1	0	0	0	0	0	8	14	0.00	1.500					

Baltimore Orioles @ Anaheim Angels
Edison International Field, Anaheim, CA
Tue May 25 1999, 10:05 PM EDT
Att: 20,398 - Unknown - 65 F

AB 30
R 4
H 6
RBI 4
BB 3
SO 7
LOB 9



Batter	1	2	3	4	5	6	7	8	9	AB	R	H	RBI	BB	SO	LOB	TOP				
Brady Anderson, L (1, 8) OBP: 0.414, SLG: 0.456	F8	G3			G3-1			K		4	0	0	0	0	1	3					
Mike Bordick, R (1, 6) OBP: 0.330, SLG: 0.393	G5-3				P3			L9		4	1	1	1	0	0	1					
B.J. Surhoff, L (1, 7) OBP: 0.377, SLG: 0.532	G3-1				P5			F8		4	0	0	0	0	0	1					
Albert Belle, R (1, 9) OBP: 0.412, SLG: 0.446		L7			G5-3			L5		4	0	0	0	0	0	0					
Harold Baines, L (1, 10) OBP: 0.371, SLG: 0.542 Jeff Conine, R (9, PH) OBP: 0.342, SLG: 0.458					G3			G3-1		3	1	1	1	0	0	0					
Will Clark, L (1, 3) OBP: 0.403, SLG: 0.574								K		4	1	1	0	0	2	0					
Cal Ripken Jr., R (1, 5) OBP: 0.291, SLG: 0.459								G4-3		2	0	0	0	1	0	0					
Delino DeShields, L (1, 4) OBP: 0.300, SLG: 0.349								F9		3	0	0	0	0	0	2					
Charles Johnson, R (1, 2) OBP: 0.360, SLG: 0.568								G5-3		2	0	1	1	1	0	0					
Inning Stats	R: 0 H: 0 E: 0 K: 0 S: 8	H: 0 LOB: 0 BB: 0 P: 11	R: 2 H: 3 E: 0 K: 0 S: 12	H: 3 LOB: 2 BB: 1 P: 23	R: 1 H: 1 E: 0 K: 0 S: 13	H: 1 LOB: 0 BB: 0 P: 20	R: 0 H: 0 E: 0 K: 0 S: 7	H: 0 LOB: 0 BB: 0 P: 12	R: 0 H: 0 E: 0 K: 0 S: 4	H: 0 LOB: 0 BB: 0 P: 5	R: 0 H: 0 E: 0 K: 0 S: 9	H: 0 LOB: 0 BB: 0 P: 13	R: 0 H: 0 E: 0 K: 1 S: 11	H: 0 LOB: 1 BB: 1 P: 17	R: 0 H: 0 E: 0 K: 1 S: 5	H: 0 LOB: 0 BB: 0 P: 5	1B: 1 2B: 1 3B: 0 HR: 2	SF: 0 SAC: 0 DP: 0 HBP: 0	WP: 0 PB: 1 SB: 0 CS: 0	PA: 33	
PITCHER	IP	WLS	BF	H	R	ER	SO	BB	IBB	HBP	BLK	WP	HR	S	P	ERA	WHIP				
Tim Lincecum, R (1, 1) ERA: 7.67	7.0	L	27	4	3	3	1	2	0	0	0	0	2	62	99	3.86	0.857				
Scott Schoeneweis, L (8, 1) ERA: 3.24	2.0	S	6	0	0	0	2	0	0	0	0	0	0	13	15	0.00	0.000				

Baltimore Orioles @ Anaheim Angels
Edison International Field, Anaheim, CA
Wed May 26 1999, 10:35 PM EDT
Att: 22,058 - Cloudy - 67 F

AB 31
R 3
H 4
RBI 3
BB 2
SO 3
LOB 7



Batter	1	2	3	4	5	6	7	8	9	AB	R	H	RBI	BB	SO	LOB	BOTTOM					
Darin Erstad, L (1, 7) OBP: 0.300, SLG: 0.359	F7							F7		3	0	0	0	1	1	0						
Randy Velarde, R (1, 4) OBP: 0.385, SLG: 0.421	G6-3							G3		4	0	0	0	0	0	2						
Mo Vaughn, L (1, 10) OBP: 0.381, SLG: 0.568	K							K		4	1	1	1	0	2	0						
16 Garret Anderson, L (1, 8) OBP: 0.318, SLG: 0.545								P5		4	1	2	1	0	0	0						
Todd Greene, R (1, 9) OBP: 0.311, SLG: 0.532								K		4	0	0	0	0	1	1						
Chris Pritchett, L (1, 3) OBP: 0.167, SLG: 0.179								F7		3	0	0	0	0	1	1						
Troy Glaus, R (1, 5) OBP: 0.309, SLG: 0.419								G6-3		3	0	0	0	0	0	1						
Matt Walbeck, S (1, 2) OBP: 0.300, SLG: 0.323								G3-1		3	0	1	0	0	0	0						
Andy Sheets, R (1, 6) OBP: 0.284, SLG: 0.375								P6		3	0	0	0	0	0	1						
Inning Stats	R: 0 H: 0 E: 0 K: 1 S: 7	H: 0 LOB: 0 BB: 0 P: 10	R: 0 H: 0 E: 0 K: 0 S: 6	H: 0 LOB: 0 BB: 0 P: 9	R: 0 H: 1 E: 0 K: 0 S: 11	H: 1 LOB: 2 BB: 1 P: 20	R: 1 H: 2 E: 0 K: 1 S: 10	H: 2 LOB: 1 BB: 0 P: 12	R: 0 H: 0 E: 0 K: 1 S: 7	H: 0 LOB: 0 BB: 0 P: 11	R: 1 H: 1 E: 0 K: 2 S: 13	H: 1 LOB: 0 BB: 0 P: 17	R: 0 H: 0 E: 0 K: 0 S: 7	H: 0 LOB: 0 BB: 0 P: 10	R: 0 H: 0 E: 0 K: 0 S: 6	H: 0 LOB: 0 BB: 0 P: 10	R: 0 H: 0 E: 0 K: 0 S: 6	H: 0 LOB: 0 BB: 0 P: 7	1B: 2 2B: 0 3B: 0 HR: 2	SF: 0 SAC: 0 DP: 0 HBP: 0	WP: 0 PB: 0 SB: 0 CS: 0	PA: 32
PITCHER	IP	WLS	BF	H	R	ER	SO	BB	IBB	HBP	BLK	WP	HR	S	P	ERA	WHIP					
Sidney Ponson, R (1, 1) ERA: 4.2	8.0	W	29	4	2	2	5	1	0	0	0	0	2	67	99	2.25	0.625					
Arthur Rhodes, L (9, 1) ERA: 4.63	1.0	S	3	0	0	0	0	0	0	0	0	0	0	6	7	0.00	0.000					

Baltimore Orioles @ Anaheim Angels
Edison International Field, Anaheim, CA
Wed May 26 1999, 10:35 PM EDT
Att: 22,058 - Cloudy - 67 F

AB 31
R 2
H 4
RBI 2
BB 1
SO 5
LOB 6



Batter	1	2	3	4	5	6	7	8	9	AB	R	H	RBI	BB	SO	LOB	TOP										
Brady Anderson, L OBP: 0.419, SLG: 0.481	1-1 F8		4-0 BB		1-1 P4		0-1 HR		2-1 2B	4	1	2	4	1	0	0	Baltimore Orioles @ Anaheim Angels Edison International Field, Anaheim, CA Thu May 27 1999, 10:05 PM EDT Att: 24,724 - Cloudy - 75 F										
Mike Bordick, R OBP: 0.327, SLG: 0.388	2-0 P4		0-3 K			3-2 F8	0-0 1B		0-3 K	5	0	1	0	0	2	3											
B.J. Surhoff, L OBP: 0.369, SLG: 0.521	0-3 K			1-1 G6-3		0-0 G6-3	0-1 G6-3			4	0	0	0	0	1	0											
Albert Belle, R OBP: 0.409, SLG: 0.441		3-2 F8		2-2 G5-3		1-1 F9		0-0 L4-6 1B		4	0	1	0	0	0	0											
Harold Baines, L OBP: 0.375, SLG: 0.566 Rich Amaral, R (8, PR) OBP: 0.333, SLG: 0.298		3-3 K		0-0 HR			0-3 K	0-0 1B	0-0 1B	4	1	2	1	0	2	0											
Will Clark, L OBP: 0.409, SLG: 0.569		1-3 K		0-1 1B			0-0 BB 1B	1-0 L7		4	1	2	0	0	1	2											
Cal Ripken Jr., R OBP: 0.289, SLG: 0.449			1-3 K	1-0 L6			0-0 1B	1-0 L4-6		4	1	1	0	0	1	3											
Delino DeShields, L OBP: 0.313, SLG: 0.364			1-1 2B		1-2 G1-3		4-1 HR 1B	0-0 CS 1B		3	1	2	0	1	0	0											
Charles Johnson, R OBP: 0.357, SLG: 0.557			1-2 P5		1-2 G5-3		1-0 HR 1B	2-3 K		4	1	1	1	0	1	2											
Inning Stats	R: 0 E: 0 K: 1 S: 7	H: 0 LOB: 0 BB: 0 P: 10	R: 0 E: 0 K: 2 S: 12	H: 0 LOB: 0 BB: 0 P: 19	R: 0 E: 0 K: 2 S: 12	H: 1 LOB: 2 BB: 1 P: 19	R: 1 E: 0 K: 0 S: 9	H: 2 LOB: 1 BB: 0 P: 13	R: 0 E: 0 K: 0 S: 9	H: 0 LOB: 0 BB: 0 P: 12	R: 5 E: 0 K: 1 S: 12	H: 5 LOB: 0 BB: 1 P: 17	R: 0 E: 0 K: 0 S: 4	H: 2 LOB: 1 BB: 0 P: 6	R: 0 E: 0 K: 2 S: 9	H: 2 LOB: 1 BB: 0 P: 13		1B: 8 2B: 3 3B: 0 HR: 2	SF: 0 SAC: 0 DP: 1 HBP: 0	WP: 0 PB: 0 SB: 0 CS: 1	PA: 38						
PITCHER	IP	WLS	BF	H	R	ER	SO	BB	IBB	HBP	BLK	WP	HR	S	P	ERA	WHIP										
Ken Hill, R ERA: 5.15	6.1	L	27	6	5	5	6	2	0	0	0	0	1	65	98	7.11	1.263										
Mike Magnante, L ERA: 4.26	0.2		3	2	1	1	0	0	0	0	0	0	1	5	5	13.50	3.000										
Al Levine, R ERA: 1.96	1.0		4	2	0	0	0	0	0	0	0	0	0	4	6	0.00	2.000										
Shigetoshi Hasegawa, R ERA: 3.32	1.0		4	2	0	0	2	0	0	0	0	0	0	9	13	0.00	2.000										

AB	36
R	6
H	12
RBI	6
BB	2
SO	8
LOB	10



Batter	1	2	3	4	5	6	7	8	9	AB	R	H	RBI	BB	SO	LOB	BOTTOM										
Orlando Palmeiro, L OBP: 0.358, SLG: 0.323	4-0 FC5-4 BB	1-1 G5-3			4-1 CS BB		0-1 1B		1-2 G4-3	3	0	1	0	2	0	1	Baltimore Orioles @ Anaheim Angels Edison International Field, Anaheim, CA Thu May 27 1999, 10:05 PM EDT Att: 24,724 - Cloudy - 75 F										
Andy Sheets, R OBP: 0.277, SLG: 0.365	1-2 FC5-4 2B	0-3 K			1-3 K		0-3 K			4	1	0	0	0	3	4											
Mo Vaughn, L OBP: 0.391, SLG: 0.615	1-2 BB 1H 2B		1-2 2B		1-1 F7			2-0 HR		4	1	3	2	0	0	0											
16 Garret Anderson, L OBP: 0.322, SLG: 0.547	4-0 BB BB		0-3 K			1-1 F7		0-0 1B		3	1	1	0	1	1	1											
Randy Velarde, R OBP: 0.392, SLG: 0.422	2-1 P3		4-1 G1-6-3 BB			4-1 FC5-4 BB		2-0 F7-3 1B		2	0	1	1	2	0	2											
Darin Erstad, L OBP: 0.299, SLG: 0.354	4-0 BB		2-0 G1-6-3			1-0 L9		0-1 F7-3		3	0	0	0	1	0	4											
Troy Glaus, R OBP: 0.303, SLG: 0.409	3-3 K			0-2 F7		1-1 FC5-4		1-3 K		4	0	0	0	0	2	4											
Jeff Huson, L OBP: 0.260, SLG: 0.234		2-1 G5-3 1B		3-2 L9			2-2 G3		3-2 G4-3	4	0	1	0	0	0	0											
Charlie O'Brien, R OBP: 0.137, SLG: 0.085 Matt Walbeck, S (8, PH) OBP: 0.297, SLG: 0.319		0-1 P3		0-2 L6			2-2 G5-3		0-2 G4-3	3	0	0	0	0	0	1											
Inning Stats	R: 1 E: 0 K: 1 S: 11	H: 1 LOB: 3 BB: 3 P: 30	R: 0 E: 0 K: 1 S: 9	H: 1 LOB: 1 BB: 0 P: 12	R: 0 E: 0 K: 1 S: 8	H: 1 LOB: 1 BB: 1 P: 15	R: 0 E: 0 K: 0 S: 10	H: 0 LOB: 0 BB: 0 P: 13	R: 0 E: 0 K: 1 S: 6	H: 0 LOB: 1 BB: 1 P: 12	R: 0 E: 0 K: 0 S: 6	H: 0 LOB: 1 BB: 1 P: 13	R: 0 E: 0 K: 1 S: 14	H: 1 LOB: 1 BB: 0 P: 18	R: 2 E: 0 K: 1 S: 8	H: 3 LOB: 0 BB: 0 P: 13		R: 0 E: 0 K: 0 S: 10	H: 0 LOB: 0 BB: 0 P: 14	1B: 3 2B: 5 3B: 0 HR: 1	SF: 0 SAC: 0 DP: 3 HBP: 0	WP: 0 PB: 0 SB: 0 CS: 1	PA: 37				
PITCHER	IP	WLS	BF	H	R	ER	SO	BB	IBB	HBP	BLK	WP	HR	S	P	ERA	WHIP										
Juan Guzman, R ERA: 5.23	6.0	W	25	3	1	1	4	6	0	0	0	0	0	50	95	1.50	1.500										
Mike Fetters, R ERA: 5.4	1.0		7	4	2	2	1	0	0	0	0	0	1	17	25	18.00	4.000										
Mike Timlin, R ERA: 4.5	2.0	S	5	0	0	0	1	0	0	0	0	0	0	15	20	0.00	0.000										



Batter	1	2	3	4	5	6	7	8	9	AB	R	H	RBI	BB	SO	LOB	TOP								
Carlos Febles, R OBP: 0.388, SLG: 0.521											5	1	1	0	0	2	0								
Carlos Beltrán, S OBP: 0.322, SLG: 0.470										4	2	1	1	1	1	1	0								
Johnny Damon, L Scott Pose, L OBP: 0.400, SLG: 0.364										4	3	3	1	0	0	0	0								
29 Mike Sweeney, R OBP: 0.398, SLG: 0.524										5	2	2	1	0	0	2	0								
Jermaine Dye, R OBP: 0.376, SLG: 0.582										5	1	2	4	0	1	1	1								
Chad Kreuter, S OBP: 0.373, SLG: 0.406										2	1	0	1	1	1	1	0								
Joe Randa, R OBP: 0.324, SLG: 0.386										4	1	2	1	0	1	0	1								
Scott Leius, R OBP: 0.265, SLG: 0.302										4	0	1	1	0	1	2	0								
Rey Sanchez, R OBP: 0.305, SLG: 0.400										4	0	0	0	0	2	1	0								
Inning Stats	R: 1 E: 0 K: 1 S: 12	H: 1 LOB: 0 BB: 0 P: 21	R: 0 E: 0 K: 3 S: 9	H: 0 LOB: 0 BB: 0 P: 14	R: 0 E: 0 K: 3 S: 13	H: 0 LOB: 0 BB: 0 P: 20	R: 4 E: 1 K: 1 S: 17	H: 4 LOB: 1 BB: 1 P: 31	R: 4 E: 1 K: 0 S: 13	H: 3 LOB: 0 BB: 1 P: 24	R: 0 E: 0 K: 0 S: 5	H: 0 LOB: 0 BB: 0 P: 9	R: 2 E: 1 K: 0 S: 13	H: 4 LOB: 2 BB: 0 P: 21	R: 0 E: 0 K: 1 S: 8	H: 0 LOB: 0 BB: 0 P: 12	R: 0 E: 0 K: 0 S: 8	H: 0 LOB: 0 BB: 0 P: 13	1B: 8 2B: 1 3B: 1 HR: 2	SF: 1 SAC: 0 DP: 0 HBP: 0	WP: 0 PB: 0 SB: 0 CS: 0	PA: 41			
PITCHER	IP	WLS	BF	H	R	ER	SO	BB	IBB	HBP	BLK	WP	HR	S	P	ERA	WHIP								
Chuck Finley, L ERA: 5.15	4.0	L	21	7	8	7	8	2	0	0	0	0	1	56	98	15.75	2.250								
Al Levine, R ERA: 2.53	3.0		14	5	3	2	0	0	0	0	0	0	1	26	42	6.00	1.667								
Mark Petkovsek, R ERA: 1.8	1.0		3	0	0	0	1	0	0	0	0	0	0	8	12	0.00	0.000								
Mike Magnante, L ERA: 4.05	1.0		3	0	0	0	0	0	0	0	0	0	0	8	13	0.00	0.000								

Kansas City Royals @ Anaheim Angels
Edison International Field, Anaheim, CA

AB 38
R 11
H 12
RBI 10
BB 2
SO 9
LOB 6



WP: 0 PA: 41
PB: 0
SB: 0
CS: 0


Batter	1	2	3	4	5	6	7	8	9	AB	R	H	RBI	BB	SO	LOB	BOTTOM								
Darin Erstad, L OBP: 0.297, SLG: 0.350										5	0	1	0	0	0	1	0								
Randy Velarde, R OBP: 0.393, SLG: 0.418										4	1	1	1	1	1	1	1								
Mo Vaughn, L Steve Decker, R OBP: 0.500, SLG: 0.571										4	1	2	1	0	1	3	0								
16 Garret Anderson, L OBP: 0.319, SLG: 0.538										5	0	1	1	0	0	1	0								
Todd Greene, R OBP: 0.307, SLG: 0.516										4	0	0	0	1	2	3	0								
Chris Pritchett, L OBP: 0.235, SLG: 0.344										4	1	3	1	0	0	2	0								
Jeff Huson, L OBP: 0.278, SLG: 0.255										4	1	2	0	0	0	2	0								
Andy Sheets, R OBP: 0.276, SLG: 0.358										3	0	0	0	1	0	3	0								
Charlie O'Brien, R Matt Walbeck, S OBP: 0.294, SLG: 0.316										3	0	0	0	0	0	1	0								
Inning Stats	R: 1 E: 0 K: 1 S: 11	H: 2 LOB: 2 BB: 1 P: 18	R: 1 E: 0 K: 1 S: 16	H: 3 LOB: 2 BB: 0 P: 23	R: 0 E: 0 K: 0 S: 9	H: 2 LOB: 2 BB: 0 P: 14	R: 0 E: 1 K: 0 S: 10	H: 0 LOB: 1 BB: 0 P: 17	R: 1 E: 0 K: 0 S: 13	H: 1 LOB: 0 BB: 0 P: 20	R: 0 E: 0 K: 0 S: 5	H: 0 LOB: 0 BB: 0 P: 9	R: 1 E: 0 K: 0 S: 12	H: 2 LOB: 2 BB: 1 P: 20	R: 0 E: 0 K: 1 S: 7	H: 0 LOB: 1 BB: 1 P: 14	R: 0 E: 0 K: 0 S: 7	H: 0 LOB: 0 BB: 1 P: 13	1B: 8 2B: 0 3B: 0 HR: 2	SF: 0 SAC: 0 DP: 1 HBP: 0	WP: 1 PB: 0 SB: 0 CS: 0	PA: 41			
PITCHER	IP	WLS	BF	H	R	ER	SO	BB	IBB	HBP	BLK	WP	HR	S	P	ERA	WHIP								
Kevin Appier, R ERA: 4.04	6.0	W	28	8	3	3	3	1	0	0	0	0	1	64	101	4.50	1.500								
Jose Santiago, R ERA: 2.5	2.0		10	2	1	1	1	2	0	0	0	1	1	19	34	4.50	2.000								
Jeff Montgomery, R ERA: 4.58	1.0		3	0	0	0	0	1	0	0	0	0	0	7	13	0.00	1.000								


Kansas City Royals @ Anaheim Angels
Edison International Field, Anaheim, CA

AB 37
R 4
H 10
RBI 4
BB 4
SO 4
LOB 18



WP: 1 PA: 41
PB: 0
SB: 0
CS: 0

Batter	1	2	3	4	5	6	7	8	9	AB	R	H	RBI	BB	SO	LOB	TOP
Carlos Febles, R (1,4) OBP: 0.387, SLG: 0.524 Steve Scarosone, R (8,PH) OBP: 0.225, SLG: 0.118	2-1 F9		1-2 F9			1-0 2B		4-1 2B BB	1-3 K	3	0	1	0	0	0	0	Kansas City Royals @ Anaheim Angels Edison International Field, Anaheim, CA Sat May 29 1999, 10:05 PM EDT Att: 29,749 - Cloudy - 64 F AB 33 R 3 H 6 RBI 3 BB 5 SO 4 LOB 13 
Carlos Beltrán, S (1,8) OBP: 0.320, SLG: 0.461	1-1 G4-3		1-0 G4-3			4-2 2B		3-1 F9 BB	0-2 F7	4	0	0	0	1	0	2	
Johnny Damon, L (1,7) OBP: 0.354, SLG: 0.471	4-0 FC5 29 S BB			2-3 K		0-0 F7		1-2 2B		3	0	1	0	1	1	2	
29 Mike Sweeney, R (1,10) OBP: 0.394, SLG: 0.513	4-1 BB			1-3 K		0-0 G1-3		0-2 G1-3		3	0	0	0	1	1	4	
Jermaine Dye, R (1,9) OBP: 0.368, SLG: 0.569	0-2 FC5 2-3f			0-0 G5-3			2-2 P3		0-1 P8	4	0	0	0	0	0	2	
Chad Kreuter, S (1,2) OBP: 0.377, SLG: 0.427		3-1 F8			3-2 G4-3		0-0 2B		0-1 1B 2B	4	1	2	0	0	0	0	
Joe Randa, R (1,5) OBP: 0.322, SLG: 0.383		3-2 F9			2-2 F8		0-0 G1-3		1-1 2B 1B	4	1	1	0	0	0	1	
Larry Sutton, L (1,3) OBP: 0.333, SLG: 0.370		3-1 F8			0-0 F7		2-0 F8		4-2 2B BB	3	1	0	0	1	0	1	
Rey Sanchez, R (1,6) OBP: 0.300, SLG: 0.393 Scott Pose, L (9,PH) OBP: 0.415, SLG: 0.412				3-3 K			0-2 G6-3		0-0 G6-3 1-H 2-H 3-H	3	0	0	0	0	1	0	
Inning Stats	R: 0 H: 0 E: 0 LOB: 2 K: 0 BB: 2 S: 8 P: 19	R: 0 H: 0 E: 0 LOB: 0 K: 0 BB: 0 S: 7 P: 16	R: 0 H: 0 E: 0 LOB: 0 K: 1 BB: 0 S: 8 P: 13	R: 0 H: 0 E: 0 LOB: 0 K: 2 BB: 0 S: 8 P: 11	R: 0 H: 0 E: 0 LOB: 0 K: 0 BB: 0 S: 7 P: 12	R: 0 H: 1 E: 0 LOB: 2 K: 0 BB: 1 S: 8 P: 13	R: 0 H: 1 E: 0 LOB: 1 K: 0 BB: 0 S: 6 P: 10	R: 0 H: 1 E: 0 LOB: 2 K: 1 BB: 1 S: 10 P: 18	R: 3 H: 3 E: 0 LOB: 1 K: 1 BB: 1 S: 16 P: 22	1B: 1 SF: 0 2B: 5 SAC: 0 3B: 0 DP: 0 HR: 0 HBP: 0	WP: 0 PA: 38 PB: 1 SB: 1 CS: 0						
PITCHER	IP WLS BF H R ER SO BB IBB HBP BLK WP HR S P ERA WHIP	PITCHER															
Steve Sparks, R (1,1) ERA: 5.63	8.1 W 35 5 3 3 3 5 0 0 0 0 0 0 70 125 3.24 1.200																
Troy Percival, R (9,1) ERA: 2.75	0.2 S 3 1 0 0 1 0 0 0 0 0 0 0 8 9 0.00 1.500																

Batter	1	2	3	4	5	6	7	8	9	AB	R	H	RBI	BB	SO	LOB	BOTTOM
Darin Erstad, L (1,7) OBP: 0.296, SLG: 0.345	4-1 CS BB		0-0 F9	2-2 FC6-4 1-2f		1-1 G3				3	0	0	0	1	0	3	Kansas City Royals @ Anaheim Angels Edison International Field, Anaheim, CA Sat May 29 1999, 10:05 PM EDT Att: 29,749 - Cloudy - 64 F AB 29 R 4 H 7 RBI 4 BB 6 SO 8 LOB 12 
Randy Velarde, R (1,4) OBP: 0.400, SLG: 0.423	1-1 S 1B		4-1 G4-6-3 BB		2-3 K		1-1 CS 1B			3	0	2	0	1	1	0	
Mo Vaughn, L (1,10) OBP: 0.384, SLG: 0.615	3-3 K		1-0 G4-6-3 1-2f		0-0 G3		3-3 K 1-2			4	0	0	0	0	2	3	
16 Garret Anderson, L (1,8) OBP: 0.318, SLG: 0.530	4-0 IBB			0-2 F8	1-3 K		1-2 L6			3	0	0	0	1	1	0	
Todd Greene, R (1,2) OBP: 0.305, SLG: 0.530	2-3 K			2-0 HR		2-0 G5-3		0-1 G6-3		4	1	1	1	0	1	2	
Chris Pritchett, L (1,3) OBP: 0.237, SLG: 0.314		4-0 BB		3-1 F7		0-0 P5		1-3 K		3	0	0	0	1	1	0	
Jeff Huson, L (1,6) OBP: 0.293, SLG: 0.309		2-2 F9		2-1 S 1B		1-0 E1 HR		2-1 3B		4	2	2	0	0	0	1	
Troy Glaus, R (1,5) OBP: 0.307, SLG: 0.425		2-3 K		4-1 1B BB		2-1 HR		2-2 F9		3	1	1	2	1	1	2	
Orlando Palmeiro, L (1,9) OBP: 0.364, SLG: 0.326		2-3 K		2-2 FC6-4 1-3 2-H 1B		4-1 BB				2	0	1	1	1	1	1	
Inning Stats	R: 0 H: 1 E: 0 LOB: 2 K: 2 BB: 2 S: 10 P: 24	R: 0 H: 0 E: 0 LOB: 1 K: 2 BB: 1 S: 10 P: 20	R: 0 H: 0 E: 0 LOB: 0 K: 0 BB: 1 S: 3 P: 8	R: 2 H: 3 E: 0 LOB: 2 K: 0 BB: 1 S: 16 P: 31	R: 0 H: 0 E: 0 LOB: 0 K: 2 BB: 0 S: 7 P: 10	R: 2 H: 1 E: 1 LOB: 1 K: 0 BB: 1 S: 9 P: 18	R: 0 H: 1 E: 0 LOB: 0 K: 1 BB: 0 S: 9 P: 14	R: 0 H: 1 E: 0 LOB: 1 K: 1 BB: 0 S: 10 P: 15	1B: 4 SF: 0 2B: 0 SAC: 0 3B: 1 DP: 1 HR: 2 HBP: 0	WP: 0 PA: 35 PB: 0 SB: 2 CS: 2							
PITCHER	IP WLS BF H R ER SO BB IBB HBP BLK WP HR S P ERA WHIP	PITCHER															
49 Chris Fussell, R (1,1) ERA: 5.29	5.2 L 26 5 4 2 6 4 1 0 0 0 0 0 12 22 0.00 1.588																
Alvin Morman, L (6,1) ERA: 3.69	1.1 5 1 0 0 1 1 0 0 0 0 0 0 12 22 0.00 1.500																
Orber Moreno, R (8,1) ERA:	1.0 4 1 0 0 1 0 0 0 0 0 0 0 10 15 0.00 1.000																

Batter	1	2	3	4	5	6	7	8	9	AB	R	H	RBI	BB	SO	LOB	TOP					
Carlos Beltrán, S (1, 8) OBP: 0.327, SLG: 0.462	4-1 CS BB		X 0-0 1B			BB 4-0 1-2 1B BB	2-2 G1-3			2	1	1	0	2	0	0						
Joe Randa, R (1, 5) OBP: 0.316, SLG: 0.375	2-3 K		X 0-0 F8			1-3 K	2-0 F8			3	4	0	0	0	0	2	4					
Johnny Damon, L (1, 7) OBP: 0.352, SLG: 0.464	2-0 P6		X 1-0 F8			4-0 2B 1B 1-2 2-3 BB		0-1 F7		1	3	0	0	0	1	0	1					
29 Mike Sweeney, R (1, 10) OBP: 0.402, SLG: 0.519		1-0 FC6-4 1B				1-1 1B		1-1 F8		2	4	0	3	2	0	0	0					
Jermaine Dye, R (1, 9) OBP: 0.366, SLG: 0.579		0-3 K				1-3 K		0-2 F7		3	4	1	1	1	0	2	4					
Larry Sutton, L (1, 3) OBP: 0.320, SLG: 0.353		0-1 FC6-4 1B				1-0 F7		0-1 L3		1	4	0	0	0	0	0	2					
Steve Scarfone, R (1, 4) OBP: 0.233, SLG: 0.135 Scott Pose, L (9, PH) OBP: 0.405, SLG: 0.400		3-1 1B				0-0 P5		1-2 G4-3		2	3	0	1	0	0	0	1					
Tim Spehr, R (1, 2) OBP: 0.352, SLG: 0.457 Chad Kreuter, S (9, PH) OBP: 0.374, SLG: 0.423		0-0 P4				4-2 FC6-4 BB		2-1 G5-3		3	2	0	0	0	1	0	2					
Rey Sanchez, R (1, 6) OBP: 0.293, SLG: 0.383						0-2 G3-1		0-0 FC6-4 BB 29 1B		1	4	1	0	0	0	0	1					
Inning Stats	R: 0 E: 0 K: 1 S: 5	H: 0 LOB: 0 BB: 1 P: 13	R: 0 E: 0 K: 1 S: 9	H: 2 LOB: 2 BB: 0 P: 13	R: 0 E: 0 K: 0 S: 6	H: 1 LOB: 1 BB: 0 P: 7	R: 0 E: 0 K: 1 S: 7	H: 1 LOB: 1 BB: 0 P: 10	R: 2 E: 0 K: 1 S: 8	H: 1 LOB: 2 BB: 3 P: 22	R: 0 E: 0 K: 0 S: 8	H: 0 LOB: 0 BB: 0 P: 11	R: 0 E: 0 K: 0 S: 6	H: 0 LOB: 0 BB: 0 P: 10	R: 1 E: 0 K: 0 S: 11	H: 1 LOB: 0 BB: 0 P: 15	R: 0 E: 0 K: 0 S: 8	H: 0 LOB: 0 BB: 0 P: 11	1B: 5 2B: 0 3B: 0 HR: 1	SF: 0 SAC: 0 DP: 0 HBP: 0	WP: 0 PB: 0 SB: 0 CS: 1	PA: 36
PITCHER	IP	WLS	BF	H	R	ER	SO	BB	IBB	HBP	BLK	WP	HR	S	P	ERA	WHIP					
Omar Olivares, R (1, 1) ERA: 3.06	8.0	W	33	6	3	3	4	4	0	0	0	0	1	60	101	3.38	1.250					
Troy Percival, R (9, 1) ERA: 2.61	1.0	S	3	0	0	0	0	0	0	0	0	0	0	8	11	0.00	0.000					

Kansas City Royals @ Anaheim Angels
Edison International Field, Anaheim, CA
Sun May 30 1999, 8:05 PM EDT
Att: 31,429 - Cloudy - 68 F

AB 32
R 3
H 6
RBI 3
BB 4
SO 4
LOB 15



Batter	1	2	3	4	5	6	7	8	9	AB	R	H	RBI	BB	SO	LOB	BOTTOM				
Darin Erstad, L (1, 7) OBP: 0.295, SLG: 0.357	2-2 HR		X 1-1 P6			2-0 P6		0-1 G4-3		3	4	1	1	1	0	0	1				
Randy Velarde, R (1, 4) OBP: 0.407, SLG: 0.430	1-2 1B		X 3-2 1B			1-2 HR 1B		1-0 F9		1	4	1	3	0	0	0	0				
Mo Vaughn, L (1, 10) OBP: 0.387, SLG: 0.634	3-1 F8		X 3-1 1B			0-1 HR 1B		2-0 G4-3		2	4	1	2	3	0	0	1				
Steve Decker, R (1, 3) OBP: 0.364, SLG: 0.400 Chris Pritchett, L (8, 3) OBP: 0.231, SLG: 0.306	2-1 F9		X 2-2 F8			1-2 F7		2-0 F9		3	3	0	0	0	0	0	3				
16 Garret Anderson, L (1, 8) OBP: 0.313, SLG: 0.522	2-2 G4-3		X 0-0 L9			1-1 G3-1				1	3	0	0	0	0	0	1				
Tim Lincecum, R (1, 9) OBP: 0.319, SLG: 0.386 Orlando Palmeiro, L (7, 9) OBP: 0.364, SLG: 0.326		0-3 K				0-1 P4		0-1 P4		2	3	0	0	0	0	1	0				
Troy Glaus, R (1, 5) OBP: 0.302, SLG: 0.418		0-3 K				3-2 F9		0-1 G6-3		3	3	0	0	0	0	1	0				
Matt Walbeck, S (1, 2) OBP: 0.295, SLG: 0.316		1-0 P3				0-1 HR 1B		2-2 P4		1	3	1	1	0	0	0	0				
Andy Sheets, R (1, 6) OBP: 0.271, SLG: 0.351						0-1 F9		3-2 P4		1	3	0	0	0	0	0	1				
Inning Stats	R: 1 E: 0 K: 0 S: 19	H: 2 LOB: 1 BB: 0 P: 29	R: 0 E: 0 K: 2 S: 7	H: 0 LOB: 0 BB: 0 P: 8	R: 0 E: 0 K: 0 S: 13	H: 2 LOB: 2 BB: 0 P: 22	R: 0 E: 0 K: 0 S: 5	H: 0 LOB: 0 BB: 0 P: 8	R: 3 E: 0 K: 0 S: 16	H: 3 LOB: 0 BB: 0 P: 23	R: 0 E: 0 K: 0 S: 6	H: 0 LOB: 0 BB: 0 P: 7	R: 0 E: 0 K: 0 S: 10	H: 0 LOB: 0 BB: 0 P: 14	R: 0 E: 0 K: 0 S: 3	H: 0 LOB: 0 BB: 0 P: 8	1B: 5 2B: 0 3B: 0 HR: 2	SF: 0 SAC: 0 DP: 0 HBP: 0	WP: 0 PB: 0 SB: 0 CS: 0	PA: 31	
PITCHER	IP	WLS	BF	H	R	ER	SO	BB	IBB	HBP	BLK	WP	HR	S	P	ERA	WHIP				
50 José Rosado, L (1, 1) ERA: 2.59	8.0	L	31	7	4	4	2	0	0	0	0	0	2	79	119	4.50	0.875				

Kansas City Royals @ Anaheim Angels
Edison International Field, Anaheim, CA
Sun May 30 1999, 8:05 PM EDT
Att: 31,429 - Cloudy - 68 F

AB 31
R 4
H 7
RBI 4
BB 0
SO 2
LOB 7



Batter	1	2	3	4	5	6	7	8	9	AB	R	H	RBI	BB	SO	LOB	TOP					
56 Cleatus Davidson, S (1, 6)	G4-3		FC3-6		B5		SH2-3	K		4	0	0	0	0	1	5						
Chad Allen, R (1, 7) Corey Koskie, L (7, PH) OBP: 0.327, SLG: 0.386 OBP: 0.348, SLG: 0.449	P4		K				SF8 1B HBP		G3-1	2	0	0	0	1	1	2						
Brent Gates, S (1, 4) OBP: 0.320, SLG: 0.356	G4-3			1B SF8 BB	K		SF8 1B		K	4	1	1	0	1	2	3						
Marty Cordova, R (1, 10) OBP: 0.383, SLG: 0.477		P4			K		SF8		F8	4	0	1	1	0	1	3						
Ron Coomer, R (1, 5) OBP: 0.331, SLG: 0.518	F9			P6		G6-3			F8	4	0	0	0	0	0	4						
Matt Lawton, L (1, 9) OBP: 0.343, SLG: 0.420	P6			SF8		G4-3			K	3	0	0	1	0	1	0						
Terry Steinbach, R (1, 2) Javier Valentin, S (8, 2) OBP: 0.370, SLG: 0.396 OBP: 0.266, SLG: 0.282			56 FC3-6 BB	G6-3			FC6-4 1B		1B SF7 1B	4	1	3	0	0	0	1						
Doug Mientkiewicz, L (1, 3) OBP: 0.355, SLG: 0.354	P4				BB 1B BB	FC6-4			1B	3	0	1	0	1	0	2						
Tori Hunter, R (1, 8) Todd Walker, L (8, PH) Denny Hocking, S (8, 8) OBP: 0.287, SLG: 0.325 OBP: 0.325, SLG: 0.380 OBP: 0.328, SLG: 0.336									SF7	2	1	2	0	1	0	0						
										0	0	0	1	0	0	0						
										0	0	0	0	0	0	0						
Inning Stats	R: 0 E: 0 K: 0 S: 7	H: 0 LOB: 0 BB: 0 P: 11	R: 0 E: 0 K: 0 S: 7	H: 0 LOB: 0 BB: 0 P: 8	R: 0 E: 0 K: 1 S: 9	H: 1 LOB: 2 BB: 1 P: 18	R: 1 E: 0 K: 0 S: 7	H: 1 LOB: 1 BB: 1 P: 16	R: 0 E: 0 K: 2 S: 14	H: 1 LOB: 3 BB: 2 P: 23	R: 0 E: 0 K: 0 S: 5	H: 1 LOB: 1 BB: 0 P: 6	R: 1 E: 0 K: 0 S: 9	H: 2 LOB: 2 BB: 0 P: 14	R: 1 E: 0 K: 2 S: 13	H: 2 LOB: 1 BB: 0 P: 18	R: 0 E: 0 K: 1 S: 7	H: 0 LOB: 0 BB: 0 P: 9	1B: 8 2B: 0 3B: 0 HR: 0	SF: 3 SAC: 1 DP: 0 HBP: 1	WP: 0 PB: 0 SB: 2 CS: 0	PA: 40
PITCHER	IP	WLS	BF	H	R	ER	SO	BB	IBB	HBP	BLK	WP	HR	S	P	ERA	WHIP					
Tim Belcher, R (1, 1) ERA: 7.08	7.0		32	6	2	2	3	4	0	1	0	0	0	58	96	2.57	1.429					
Shigetoshi Hasegawa, R (8, 1) ERA: 3.42	2.0	L	8	2	1	1	3	0	0	0	0	0	0	20	27	4.50	1.000					

Minnesota Twins @ Anaheim Angels
Edison International Field, Anaheim, CA
Mon May 31 1999, 8:05 PM EDT
Att: 20,466 - Unknown - 73 F

AB 31
R 3
H 8
RBI 3
BB 4
SO 6
LOB 20



Batter	1	2	3	4	5	6	7	8	9	AB	R	H	RBI	BB	SO	LOB	BOTTOM				
Darin Erstad, L (1, 7) OBP: 0.297, SLG: 0.365	F8		1B 3B	K2-3			1B BB		K	4	1	1	0	1	2	1					
Randy Velarde, R (1, 4) OBP: 0.412, SLG: 0.435			16 S 1B		K		1B		K	5	0	3	1	0	2	0					
Mo Vaughn, L (1, 10) OBP: 0.377, SLG: 0.616	K		F9		K		P7			4	0	0	0	0	2	4					
16 Garret Anderson, L (1, 8) OBP: 0.307, SLG: 0.512	L8		L8		G6-3			G4-3		4	0	0	0	0	0	2					
Todd Greene, R (1, 9) OBP: 0.317, SLG: 0.563		HR	FC4-6 BB		G6-3		G4-3	1B 2B		3	1	2	1	1	0	0					
Chris Pritchett, L (1, 3) Steve Decker, R (8, PH) Jeff Huson, L (8, PH) OBP: 0.214, SLG: 0.282 OBP: 0.364, SLG: 0.400 OBP: 0.305, SLG: 0.321	F8		FC4-6		G4-3		G4-3	1B		3	0	0	0	0	0	2					
			1-2					1B		0	0	0	0	0	0	0					
										1	0	1	0	0	0	0					
Troy Glaus, R (1, 5) OBP: 0.306, SLG: 0.420		1B			K		F9			4	0	2	0	0	1	0					
Matt Walbeck, S (1, 2) OBP: 0.294, SLG: 0.324	F7				2B			F8	F7	4	0	1	0	0	0	3					
Andy Sheets, R (1, 6) Orlando Palmeiro, L (8, PH) OBP: 0.286, SLG: 0.344 OBP: 0.351, SLG: 0.324			K		P6		F9		F8	3	0	0	0	0	1	2					
										1	0	0	0	0	0	0					
Inning Stats	R: 0 E: 0 K: 1 S: 8	H: 1 LOB: 1 BB: 0 P: 12	R: 1 E: 0 K: 1 S: 12	H: 2 LOB: 0 BB: 0 P: 21	R: 1 E: 0 K: 0 S: 14	H: 2 LOB: 1 BB: 1 P: 23	R: 0 E: 0 K: 2 S: 15	H: 1 LOB: 0 BB: 0 P: 23	R: 0 E: 0 K: 0 S: 5	H: 0 LOB: 0 BB: 0 P: 8	R: 0 E: 0 K: 0 S: 7	H: 1 LOB: 2 BB: 1 P: 13	R: 0 E: 0 K: 0 S: 9	H: 3 LOB: 2 BB: 0 P: 13	R: 0 E: 0 K: 2 S: 10	H: 0 LOB: 0 BB: 0 P: 15	1B: 6 2B: 2 3B: 1 HR: 1	SF: 0 SAC: 0 DP: 0 HBP: 0	WP: 0 PB: 0 SB: 1 CS: 0	PA: 38	
PITCHER	IP	WLS	BF	H	R	ER	SO	BB	IBB	HBP	BLK	WP	HR	S	P	ERA	WHIP				
LaTroy Hawkins, R (1, 1) ERA: 8.03	7.0		30	7	2	2	6	2	0	0	0	0	0	70	112	2.57	1.286				
Travis Miller, L (8, 1) ERA: 1.69	0.1	H	2	1	0	0	0	0	0	0	0	0	0	2	3	0.00	3.000				
Bob Wells, R (8, 1) ERA: 4.4	0.2	H	3	2	0	0	0	0	0	0	0	0	0	7	10	0.00	3.000				
Mike Trombley, R (9, 1) ERA: 2.23	1.0	S	3	0	0	0	2	0	0	0	0	0	0	10	15	0.00	0.000				

Minnesota Twins @ Anaheim Angels
Edison International Field, Anaheim, CA
Mon May 31 1999, 8:05 PM EDT
Att: 20,466 - Unknown - 73 F

AB 36
R 2
H 10
RBI 2
BB 2
SO 8
LOB 14



Batter	1	2	3	4	5	6	7	8	9	AB	R	H	RBI	BB	SO	LOB	TOP			
Todd Walker, L (1, 4) OBP: 0.319, SLG: 0.372										4	0	0	0	0	2	2	Minnesota Twins @ Anaheim Angels Edison International Field, Anaheim, CA Tue Jun 01 1999, 10:05 PM EDT Att: 17,003 - Cloudy - 62 F			
Denny Hocking, S (1, 6) OBP: 0.333, SLG: 0.351										4	0	2	0	0	0	1				
Ron Coomer, R (1, 5) OBP: 0.324, SLG: 0.506										4	0	0	0	0	1	2				
Matt Lawton, L (1, 7) OBP: 0.337, SLG: 0.411										4	0	0	0	0	0	1				
Marty Cordova, R (1, 10) OBP: 0.385, SLG: 0.484										4	0	2	0	0	1	0				
Corey Koskie, L (1, 9) OBP: 0.355, SLG: 0.481										3	1	1	1	1	1	2				
Tori Hunter, R (1, 8) Brent Gates, S (0, PH) OBP: 0.316, SLG: 0.352										3	0	0	0	0	1	2				
Doug Mientkiewicz, L (1, 3) OBP: 0.355, SLG: 0.349										2	0	0	0	1	0	1				
Javier Valentin, S (1, 2) OBP: 0.268, SLG: 0.274										2	0	0	0	1	0	0				
Inning Stats	R: 0 E: 0 K: 2 S: 9	H: 1 LOB: 1 BB: 0 P: 12	R: 0 E: 0 K: 2 S: 10	H: 1 LOB: 1 BB: 0 P: 16	R: 0 E: 0 K: 0 S: 12	H: 1 LOB: 1 BB: 0 P: 17	R: 0 E: 0 K: 1 S: 8	H: 0 LOB: 1 BB: 1 P: 15	R: 0 E: 0 K: 0 S: 9	H: 1 LOB: 0 BB: 2 P: 7	R: 0 E: 0 K: 0 S: 6	H: 0 LOB: 0 BB: 0 P: 7	R: 0 E: 0 K: 1 S: 8	H: 0 LOB: 0 BB: 0 P: 15	R: 1 E: 0 K: 0 S: 9	H: 1 LOB: 0 BB: 0 P: 16		1B: 2 2B: 2 3B: 0 HR: 1	SF: 0 SAC: 0 DP: 1 HBP: 0	WP: 0 PB: 0 SB: 1 CS: 0
PITCHER	IP WLS BF H R ER SO BB IBB HBP BLK WP HR S P ERA WHIP																			
Ken Hill, R (1, 1) ERA: 4.61	8.2 W 33 5 1 1 6 3 0 0 0 0 1 74 123 1.04 0.923																			
Mark Petkovsek, R (0, 1) ERA: 1.79	0.1 1 0 0 0 0 0 0 0 0 0 0 0 1 1 0.00 0.000																			

Batter	1	2	3	4	5	6	7	8	9	AB	R	H	RBI	BB	SO	LOB	BOTTOM			
Darin Erstad, L (1, 7) OBP: 0.292, SLG: 0.358										4	0	0	0	0	1	1	Minnesota Twins @ Anaheim Angels Edison International Field, Anaheim, CA Tue Jun 01 1999, 10:05 PM EDT Att: 17,003 - Cloudy - 62 F			
Randy Velarde, R (1, 4) OBP: 0.413, SLG: 0.453									4	2	2	1	0	1	0					
Mo Vaughn, L (1, 10) OBP: 0.367, SLG: 0.599									4	0	0	0	0	1	1					
16 Garret Anderson, L (1, 8) OBP: 0.308, SLG: 0.514										3	1	1	1	0	0	0				
Todd Greene, R (1, 9) OBP: 0.318, SLG: 0.558									3	0	1	1	0	0	0	0				
Orlando Palmeiro, L (0, 9) OBP: 0.361, SLG: 0.324									0	0	0	0	0	0	0	0				
Chris Pritchett, L (1, 3) OBP: 0.200, SLG: 0.262									3	0	0	0	0	2	1					
Troy Glaus, R (1, 5) OBP: 0.317, SLG: 0.449									2	2	2	1	1	0	0					
Matt Walbeck, S (1, 2) OBP: 0.286, SLG: 0.314									3	0	0	0	0	1	2					
Andy Sheets, R (1, 6) OBP: 0.267, SLG: 0.352									2	0	1	1	0	0	0					
Inning Stats	R: 0 E: 0 K: 1 S: 6	H: 0 LOB: 0 BB: 0 P: 13	R: 0 E: 0 K: 1 S: 5	H: 0 LOB: 0 BB: 0 P: 7	R: 1 E: 0 K: 0 S: 12	H: 1 LOB: 0 BB: 0 P: 15	R: 2 E: 0 K: 1 S: 12	H: 3 LOB: 1 BB: 0 P: 18	R: 0 E: 0 K: 1 S: 8	H: 1 LOB: 1 BB: 1 P: 13	R: 0 E: 0 K: 1 S: 9	H: 0 LOB: 0 BB: 0 P: 14	R: 1 E: 0 K: 1 S: 7	H: 1 LOB: 0 BB: 0 P: 12	R: 1 E: 0 K: 0 S: 7	H: 1 LOB: 0 BB: 0 P: 12	1B: 2 2B: 4 3B: 0 HR: 2	SF: 1 SAC: 0 DP: 2 HBP: 0	WP: 0 PB: 0 SB: 0 CS: 1	PA: 30
PITCHER	IP WLS BF H R ER SO BB IBB HBP BLK WP HR S P ERA WHIP																			
Mike Lincoln, R (1, 1) ERA: 5.98	3.1 L 14 4 3 3 2 1 0 0 0 0 0 0 21 34 0.00 0.750																			
23 Bert Sampson, L (4, 1) ERA: 7.67	2.2 8 1 0 0 3 1 0 0 0 0 0 2 13 22 10.80 1.200																			
Rob Radlosky, R (7, 1) ERA: 15.43	0.1 1 0 0 0 0 0 0 0 0 0 0 0 1 2 0.00 0.000																			
Gary Rath, L (8, 1) ERA: 13.5																				

AB	31
R	1
H	5
RBI	1
BB	3
SO	6
LOB	11



Batter	1	2	3	4	5	6	7	8	9	AB	R	H	RBI	BB	SO	LOB	TOP										
Tori Hunter, R OBP: 0.277, SLG: 0.312 (1, 8)	F9		G5-3			G6-3		F9		4	0	0	0	0	0	1	Minnesota Twins @ Anaheim Angels Edison International Field, Anaheim, CA Wed Jun 02 1999, 10:35 PM EDT Att: 17,766 - Cloudy - 58 F										
Denny Hocking, S OBP: 0.331, SLG: 0.342 (1, 6)	L9			F9		CS BB		F7		3	0	0	0	1	0	0											
Brent Gates, S OBP: 0.314, SLG: 0.348 (1, 4)	G1-3			G6-4-3 1B		G1-3		K		4	0	1	0	0	1	1											
Marty Cordova, R OBP: 0.383, SLG: 0.475 (1, 10)	F9		G6-4-3			K				3	0	0	0	1	1	1											
Ron Coomer, R OBP: 0.322, SLG: 0.500 (1, 5)	K				K			BB		4	0	1	0	0	2	1											
Matt Lawton, L OBP: 0.332, SLG: 0.404 (1, 9)	G1-3				G3-1		L6			3	0	0	0	0	0	1											
Chad Allen, R OBP: 0.328, SLG: 0.385 (1, 7)			K		2B 1B		F7			3	1	1	0	0	1	1											
Doug Mientkiewicz, L OBP: 0.360, SLG: 0.362 (1, 3)			1B		1-H 2B		P6			3	0	2	1	0	0	0											
Javier Valentin, S OBP: 0.259, SLG: 0.263 (1, 2)	F8				G1-3		K			3	0	0	0	0	1	2											
Inning Stats	R: 0 E: 0 K: 0 S: 8	H: 0 LOB: 0 BB: 0 P: 12	R: 0 E: 0 K: 1 S: 10	H: 0 LOB: 0 BB: 0 P: 16	R: 0 E: 0 K: 1 S: 14	H: 1 LOB: 1 BB: 0 P: 16	R: 0 E: 0 K: 0 S: 5	H: 1 LOB: 0 BB: 0 P: 9	R: 1 E: 0 K: 1 S: 11	H: 2 LOB: 1 BB: 0 P: 17	R: 0 E: 0 K: 0 S: 6	H: 0 LOB: 0 BB: 1 P: 11	R: 0 E: 0 K: 1 S: 14	H: 1 LOB: 1 BB: 0 P: 21	R: 0 E: 0 K: 1 S: 6	H: 0 LOB: 0 BB: 0 P: 7	R: 0 E: 0 K: 1 S: 13	H: 0 LOB: 1 BB: 1 P: 19	1B: 4 2B: 1 3B: 0 HR: 0	SF: 0 SAC: 0 DP: 1 HBP: 0	WP: 0 PB: 0 SB: 0 CS: 1	PA: 32					
PITCHER	IP	WLS	BF	H	R	ER	SO	BB	IBB	HBP	BLK	WP	HR	S	P	ERA	WHIP										
Chuck Finley, L ERA: 4.71 (1, 1)	8.0	W	28	5	1	1	5	1	0	0	0	0	0	74	109	1.12	0.750										
Troy Percival, R ERA: 2.49 (9, 1)	1.0	S	4	0	0	0	1	1	0	0	0	0	0	13	19	0.00	1.000										

Batter	1	2	3	4	5	6	7	8	9	AB	R	H	RBI	BB	SO	LOB	BOTTOM										
Darin Erstad, L OBP: 0.300, SLG: 0.370 (1, 7)	FC6-4 1B				G6-3		CS	SH1-4 1B 2B		4	1	3	0	0	0	1	Minnesota Twins @ Anaheim Angels Edison International Field, Anaheim, CA Wed Jun 02 1999, 10:35 PM EDT Att: 17,766 - Cloudy - 58 F										
Randy Velarde, R OBP: 0.408, SLG: 0.446 (1, 4)	F9		F9		G6-3			SH1-4		3	0	0	0	0	0	2											
Mo Vaughn, L OBP: 0.354, SLG: 0.589 (1, 10)	K		L4			G3		16 G4-3 1B		4	0	1	1	0	1	2											
Jeff Huson, L OBP: 0.305, SLG: 0.321 (6, PR)								3-H 1B		0	0	0	0	0	0	0											
16 Garret Anderson, L OBP: 0.307, SLG: 0.523 (1, 8)	FC6-4			G4-3		HR		G4-3		4	1	1	1	0	0	2											
Todd Greene, R OBP: 0.309, SLG: 0.542 (1, 9)	F9		F7			K		G1-3		4	0	0	0	0	1	1											
Orlando Palmeiro, L OBP: 0.361, SLG: 0.324 (9, 9)						K				0	0	0	0	0	0	0											
Steve Decker, R OBP: 0.429, SLG: 0.417 (1, 3)		BB		2B 1B						2	0	1	0	1	1	0											
Chris Pritchett, L OBP: 0.200, SLG: 0.262 (7, 3)										0	0	0	0	0	0	0											
Troy Glaus, R OBP: 0.317, SLG: 0.453 (1, 5)	L9				2B		G1-3			3	0	1	0	0	0	1											
Charlie O'Brien, R OBP: 0.127, SLG: 0.078 (1, 2)	F7				G4-3			CS 1B		1	0	0	0	0	0	1											
Matt Walbeck, S OBP: 0.289, SLG: 0.318 (3, 2)										2	0	1	0	0	0	2											
Andy Sheets, R OBP: 0.269, SLG: 0.352 (1, 6)	L7					G6-3 1B		P4		3	0	1	0	0	0	1											
Inning Stats	R: 0 E: 0 K: 1 S: 9	H: 1 LOB: 1 BB: 0 P: 12	R: 0 E: 0 K: 0 S: 8	H: 0 LOB: 1 BB: 1 P: 18	R: 0 E: 0 K: 0 S: 7	H: 1 LOB: 1 BB: 0 P: 8	R: 0 E: 0 K: 0 S: 9	H: 2 LOB: 2 BB: 0 P: 13	R: 0 E: 0 K: 0 S: 4	H: 1 LOB: 0 BB: 0 P: 11	R: 1 E: 0 K: 2 S: 14	H: 1 LOB: 0 BB: 0 P: 19	R: 0 E: 0 K: 0 S: 9	H: 1 LOB: 0 BB: 0 P: 11	R: 1 E: 0 K: 0 S: 8	H: 2 LOB: 1 BB: 0 P: 12	R: 0 E: 0 K: 0 S: 13	H: 0 LOB: 1 BB: 1 P: 19	1B: 6 2B: 2 3B: 0 HR: 1	SF: 0 SAC: 1 DP: 1 HBP: 0	WP: 0 PB: 0 SB: 0 CS: 1	PA: 33					
PITCHER	IP	WLS	BF	H	R	ER	SO	BB	IBB	HBP	BLK	WP	HR	S	P	ERA	WHIP										
Brad Radke, R ERA: 3.66 (1, 1)	8.0	L	32	9	2	2	3	1	0	0	0	0	1	68	104	2.25	1.250										

AB	30
R	1
H	5
RBI	1
BB	2
SO	6
LOB	8



AB	30
R	2
H	9
RBI	2
BB	1
SO	3
LOB	13



Batter	1	2	3	4	5	6	7	8	9	AB	R	H	RBI	BB	SO	LOB	TOP										
Randy Velarde, R (1, 4) OBP: 0.389, SLG: 0.415	G4-3		G4-3			G6-3	HBP		BB	3	0	0	0	1	0	1	Anaheim Angels @ San Francisco Giants 3Com Park at Candlestick Point, San Francisco, CA Mon Jun 07 1999, 7:00 PM EDT Att: 13,661 - Unknown - 57 F										
Darin Erstad, L (1, 7) OBP: 0.286, SLG: 0.361	G6-3		F7			G3	G4-3		K	5	0	0	0	0	1	6											
Mo Vaughn, L (1, 3) OBP: 0.348, SLG: 0.549	G1-3			G4-3		G4-3			K	4	0	0	0	0	1	0											
16 Garret Anderson, L (1, 8) OBP: 0.315, SLG: 0.522		G5-3		G1-3			F7	FC6-4 1B		4	0	1	0	0	0	0											
Todd Greene, R (1, 9) OBP: 0.315, SLG: 0.532 Orlando Palmeiro, L (2, 9) OBP: 0.355, SLG: 0.329		2B		G2-3		1B WP	1B	FC6-4		1	0	1	0	0	0	0											
Troy Glaus, R (1, 5) OBP: 0.327, SLG: 0.485	K				F7	1B WP	G4-3	G6-3		4	1	1	0	0	1	2											
Matt Walbeck, S (1, 2) OBP: 0.318, SLG: 0.372	F7				BB	HBP G4-3 1B			BB 1B	3	0	2	0	1	0	1											
Andy Sheets, R (1, 6) OBP: 0.254, SLG: 0.331			G4-3 SH5-4 1B		F8	G4-3			F7	4	0	1	1	0	0	3											
Chuck Finley, L (1, 1) Jeff Huson, L (7, PH) Al Levine, L (7, PH) Reggie Williams, S (9, PH) OBP: 0.167, SLG: 0.167			SH5-4		K	HBP BB			F9	1	0	0	0	0	1	1											
										0	0	0	0	1	0	0											
										1	0	0	0	0	0	1											
Inning Stats	R: 0 E: 0 K: 0 S: 6	H: 0 LOB: 0 BB: 0 P: 11	R: 0 E: 0 K: 1 S: 10	H: 1 LOB: 1 BB: 0 P: 14	R: 0 E: 0 K: 0 S: 7	H: 1 LOB: 1 BB: 0 P: 9	R: 0 E: 0 K: 0 S: 10	H: 0 LOB: 0 BB: 0 P: 13	R: 0 E: 0 K: 1 S: 8	H: 0 LOB: 1 BB: 1 P: 16	R: 0 E: 0 K: 0 S: 9	H: 0 LOB: 0 BB: 0 P: 14	R: 2 E: 0 K: 0 S: 17	H: 3 LOB: 3 BB: 1 P: 31	R: 0 E: 0 K: 1 S: 12	H: 1 LOB: 1 BB: 1 P: 18	R: 0 E: 0 K: 1 S: 12	H: 1 LOB: 2 BB: 1 P: 22	1B: 6 2B: 1 3B: 0 HR: 0	SF: 0 SAC: 1 DP: 0 HBP: 1	WP: 1 PB: 0 SB: 0 CS: 0	PA: 38					
PITCHER	IP	WLS	BF	H	R	ER	SO	BB	IBB	HBP	BLK	WP	HR	S	P	ERA	WHIP										
Russ Ortiz, R (1, 1) ERA: 3.19	6.2	W	27	5	2	2	2	2	0	0	0	1	0	61	98	2.70	1.050										
Jerry Spradlin, R (7, 1) ERA: 5.87	0.0		1	0	0	0	0	0	0	1	0	0	0	2	5	∞	∞										
Rich Rodriguez, L (7, 1) ERA: 3.32	1.1	H	5	1	0	0	1	0	0	0	0	0	0	16	23	0.00	0.750										
Robb Nen, R (9, 1) ERA: 3.24	1.0	S	5	1	0	0	1	1	0	0	0	0	0	12	22	0.00	2.000										

Batter	1	2	3	4	5	6	7	8	9	AB	R	H	RBI	BB	SO	LOB	BOTTOM										
F.P. Santangelo, S (1, 8) OBP: 0.450, SLG: 0.407	CS BB		F7						F7	3	1	1	3	1	0	1	Anaheim Angels @ San Francisco Giants 3Com Park at Candlestick Point, San Francisco, CA Mon Jun 07 1999, 7:00 PM EDT Att: 13,661 - Unknown - 57 F										
Bill Mueller, S (1, 5) OBP: 0.356, SLG: 0.338	K			F9	G1-3				P7	4	0	0	0	0	1	1											
Charlie Hayes, R (1, 3) Robb Nen, R (9, 1) OBP: 0.254, SLG: 0.254	G4-3			K		G6-3			F9	4	0	0	0	0	1	1											
Jeff Kent, R (1, 4) OBP: 0.365, SLG: 0.462		F9			F7	G5-3				3	0	0	0	0	0	0											
Ellis Burks, R (1, 9) J.T. Snow, L (9, 3) OBP: 0.365, SLG: 0.435 OBP: 0.386, SLG: 0.442		G6-3			G5-3	K				3	0	0	0	0	1	0											
Stan Javier, S (1, 7) OBP: 0.381, SLG: 0.432		B2			BB E 1B				2B 1B	3	2	2	0	0	0	0											
Rich Aurilla, R (1, 6) OBP: 0.352, SLG: 0.505			F7		E HR BB				F8	2	1	0	0	1	0	1											
Brent Mayne, L (1, 2) OBP: 0.413, SLG: 0.488			G4-3		E1 HR S				2B	3	1	2	1	0	0	1											
Russ Ortiz, R (1, 1) Jerry Spradlin, S (7, 1) OBP: 0.094, SLG: 0.094			G4-3		K				G4-3	2	0	0	0	0	1	3											
Rich Rodriguez, L (7, 1) Armando Rios, L (7, 9) OBP: 1.000, SLG: 1.000 OBP: 0.349, SLG: 0.438										0	0	0	0	0	0	0											
										0	0	0	0	0	0	0											
										1	0	0	0	0	0	0											
Inning Stats	R: 0 E: 0 K: 1 S: 9	H: 0 LOB: 0 BB: 1 P: 15	R: 0 E: 0 K: 0 S: 3	H: 0 LOB: 0 BB: 0 P: 5	R: 0 E: 0 K: 0 S: 11	H: 1 LOB: 1 BB: 0 P: 18	R: 0 E: 0 K: 1 S: 8	H: 0 LOB: 0 BB: 0 P: 13	R: 4 E: 1 K: 1 S: 20	H: 2 LOB: 0 BB: 1 P: 29	R: 0 E: 0 K: 1 S: 7	H: 0 LOB: 0 BB: 0 P: 10	R: 1 E: 0 K: 0 S: 7	H: 2 LOB: 0 BB: 0 P: 12	R: 0 E: 0 K: 0 S: 7	H: 0 LOB: 0 BB: 0 P: 12	1B: 2 2B: 2 3B: 0 HR: 1	SF: 0 SAC: 0 DP: 0 HBP: 0	WP: 0 PB: 0 SB: 1 CS: 1	PA: 30							
PITCHER	IP	WLS	BF	H	R	ER	SO	BB	IBB	HBP	BLK	WP	HR	S	P	ERA	WHIP										
Chuck Finley, L (1, 1) ERA: 4.35	6.0	L	23	3	4	0	4	2	0	0	0	0	0	14	24	4.50	1.000										
Al Levine, R (7, 1) ERA: 2.55	2.0		7	2	1	1	0	0	0	0	0	0	0	14	24	4.50	1.000										



Batter	1	2	3	4	5	6	7	8	9	AB	R	H	RBI	BB	SO	LOB	TOP										
Randy Velarde, R OBP: 0.382, SLG: 0.407	0-3 K		1-2 F9		0-2 G6-3		3-2 F9			4	0	0	0	0	1	2											
Reggie Williams, S OBP: 0.125, SLG: 0.125	0-0 G6-3			2-2 G5-3		3-2 G5-3		3-2 F9		4	0	0	0	0	0	0											
Mo Vaughn, L OBP: 0.359, SLG: 0.555 Chris Pritchett, L OBP: 0.191, SLG: 0.250	2-1 1B			4-2 G4-6-3 BB		2-2 1B		1-3 K		2	0	2	0	1	0	0											
Todd Greene, R OBP: 0.314, SLG: 0.525 Mike Magnante, L	0-2 G4-3			2-1 G4-6-3		1-0 FC6-4 1B		0-1 G5-3		4	0	1	0	0	0	2											
16 Garret Anderson, L OBP: 0.310, SLG: 0.513		0-0 F8			2-0 G3		1-3 K		1-1 G4-3	4	0	0	0	0	1	2											
Troy Glaus, R OBP: 0.321, SLG: 0.475		2-1 F8			1-3 K 1B 2B		2-1 FC6-4		2-1 G4-3	4	1	0	0	0	1	2											
Tim Lincecum, R OBP: 0.300, SLG: 0.362 Orlando Palmeiro, L OBP: 0.363, SLG: 0.326		2-2 G4-3			0-1 P7		1-0 G5-3		2-2 P3	3	0	0	0	0	0	1											
Andy Sheets, R OBP: 0.260, SLG: 0.333			0-0 G6-3		1-0 2B 1B		4-1 BB			2	1	1	0	1	0	0											
Steve Sparks, R OBP: 0.333, SLG: 0.667 Scott Schoeneweis, L Mark Petkovsek, R Steve Decker, R OBP: 0.429, SLG: 0.417			2-1 G4-3		1-1 2B		1-3 K			3	0	1	2	0	1	1											
Inning Stats	R: 0 E: 0 K: 1 S: 9	H: 1 LOB: 1 BB: 0 P: 11	R: 0 E: 0 K: 0 S: 7	H: 0 LOB: 0 BB: 0 P: 11	R: 0 E: 0 K: 0 S: 6	H: 0 LOB: 0 BB: 0 P: 9	R: 0 E: 0 K: 0 S: 9	H: 0 LOB: 0 BB: 1 P: 17	R: 2 E: 0 K: 1 S: 12	H: 2 LOB: 2 BB: 0 P: 17	R: 0 E: 0 K: 1 S: 8	H: 0 LOB: 1 BB: 1 P: 17	R: 0 E: 0 K: 1 S: 11	H: 0 LOB: 0 BB: 0 P: 15	R: 0 E: 0 K: 0 S: 7	H: 0 LOB: 0 BB: 0 P: 12	1B: 4 2B: 1 3B: 0 HR: 0	SF: 0 SAC: 0 DP: 1 HBP: 0	WP: 1 PB: 0 SB: 0 CS: 0	PA: 34							
PITCHER	IP	WLS	BF	H	R	ER	SO	BB	IBB	HBP	BLK	WP	HR	S	P	ERA	WHIP										
Shawn Estes, L ERA: 5.43	7.0	W	28	5	2	2	4	2	0	0	0	1	0	63	103	2.57	1.000										
John Johnstone, R ERA: 1.71	1.0	H	3	0	0	0	1	0	0	0	0	0	0	11	15	0.00	0.000										
Robb Nen, R ERA: 3.15	1.0		3	0	0	0	0	0	0	0	0	0	0	7	12	0.00	0.000										

Anaheim Angels @ San Francisco Giants
3Com Park at Candlestick Point, San Francisco, CA
Tue Jun 08 1999, 5:00 PM EDT
Att: 11,721 - Sunny - 59 F

AB	32
R	2
H	5
RBI	2
BB	2
SO	5
LOB	10



Batter	1	2	3	4	5	6	7	8	9	AB	R	H	RBI	BB	SO	LOB	BOTTOM										
Marvin Benard, L OBP: 0.339, SLG: 0.379	3-2 F9		1-0 P5		0-1 F8		0-2 G4-3 SH1-4 1B	1-1 E 2B		5	2	2	0	0	0	0											
Bill Mueller, S OBP: 0.363, SLG: 0.351	0-0 WP G4-3 2B		4-1 CS BB		1-2 G6-3		1-0 SH1-4	1-0 G5-3		3	1	1	0	1	0	0											
J.T. Snow, L OBP: 0.382, SLG: 0.434	2-0 G4-3		3-1 L3		4-2 BB		1-1 G4-3	2-2 G4-3		4	0	0	1	1	0	2											
Jeff Kent, R OBP: 0.367, SLG: 0.474	1-2 HR			1-3 K	3-1 G1-3		4-0 1B 1B IBB			3	2	1	1	1	1	1											
Ellis Burks, R OBP: 0.370, SLG: 0.436 Armando Rios, L OBP: 0.357, SLG: 0.446	1-1 1B			4-0 PB 1B BB		0-2 F7	2-1 1B 1B 1B			2	0	1	0	1	0	0											
Stan Javier, S OBP: 0.383, SLG: 0.434	1-1 G4-3			1-0 PB 1B		1-3 K	2-0 1B 1B			4	0	2	1	0	1	1											
Rich Aurilia, R OBP: 0.359, SLG: 0.510		1-1 G6-4-3 1B		0-2 F8		0-1 1B 1B	0-1 1B 1B			4	0	3	1	0	0	2											
Scott Servais, R OBP: 0.336, SLG: 0.440		0-0 G6-4-3		4-2 BB		1-0 1B	1-0 G1-3			3	0	1	0	1	0	3											
Shawn Estes, R OBP: 0.304, SLG: 0.300 John Johnstone, R Charlie Hayes, R Robb Nen, R	1-2 F8		1-2 F8		0-0 F8		1-0 F7	3-3 K		3	0	0	0	0	0	5											
Inning Stats	R: 2 E: 0 K: 0 S: 16	H: 3 LOB: 1 BB: 0 P: 24	R: 0 E: 0 K: 0 S: 6	H: 1 LOB: 0 BB: 0 P: 8	R: 0 E: 0 K: 0 S: 4	H: 0 LOB: 0 BB: 1 P: 12	R: 0 E: 0 K: 1 S: 11	H: 1 LOB: 2 BB: 2 P: 21	R: 0 E: 0 K: 0 S: 15	H: 0 LOB: 1 BB: 1 P: 23	R: 0 E: 0 K: 1 S: 10	H: 2 LOB: 2 BB: 0 P: 13	R: 3 E: 0 K: 0 S: 13	H: 4 LOB: 2 BB: 1 P: 23	R: 1 E: 1 K: 1 S: 9	H: 1 LOB: 0 BB: 0 P: 16	1B: 9 2B: 2 3B: 0 HR: 1	SF: 0 SAC: 1 DP: 1 HBP: 0	WP: 1 PB: 1 SB: 0 CS: 1	PA: 39							
PITCHER	IP	WLS	BF	H	R	ER	SO	BB	IBB	HBP	BLK	WP	HR	S	P	ERA	WHIP										
Steve Sparks, R ERA: 5.45	6.1	L	29	8	3	3	2	4	0	0	0	0	0	5	14	27.00	6.000										
Scott Schoeneweis, L ERA: 4.44	0.1		4	2	1	1	0	0	1	0	0	0	0	4	4	27.00	3.000										
Mark Petkovsek, R ERA: 1.61	1.0		4	1	1	0	1	0	0	0	0	0	0	9	16	0.00	1.000										

Anaheim Angels @ San Francisco Giants
3Com Park at Candlestick Point, San Francisco, CA
Tue Jun 08 1999, 5:00 PM EDT
Att: 11,721 - Sunny - 59 F

AB	33
R	6
H	12
RBI	5
BB	5
SO	3
LOB	14



Batter	1	2	3	4	5	6	7	8	9	AB	R	H	RBI	BB	SO	LOB	TOP										
Orlando Palmeiro, L OBP: 0.370, SLG: 0.322 (1, 9)	4-1 BB		1-2 P2			4-2 1B BB	3-3 K		4-1 BB	2	1	0	0	3	1	1	Anaheim Angels @ San Francisco Giants 3Com Park at Candlestick Point, San Francisco, CA Wed Jun 09 1999, 5:00 PM EDT Att: 17,516 - Sunny - 64 F										
Randy Velarde, R OBP: 0.378, SLG: 0.402 (1, 4)	1-2 P5		1-0 G5-3			2-0 16 F9 1B	1-1 F8		2-1 F8	5	0	1	0	0	0	3											
Mo Vaughn, L OBP: 0.364, SLG: 0.554 Chris Pritchett, L OBP: 0.188, SLG: 0.244 (5, PR) (5, 3)	0-1 F7		1-1 HBP			0-0 S 1B	0-3 K			2	0	1	1	0	0	1											
16 Garret Anderson, L OBP: 0.305, SLG: 0.504 (1, 8)	1-2 G3		0-2 G4-3			0-1 F9	0-2 G3			4	0	0	0	0	0	5											
Troy Glaus, R OBP: 0.324, SLG: 0.473 (1, 5)		2-1 FC3-6 1B				3-3 1B BB	1-2 K		3-2 P6	3	1	1	0	1	1	2											
Darin Erstad, L OBP: 0.289, SLG: 0.361 (1, 7)		2-0 FC3-6				1-1 L1-3 1B	4-0 IBB		2-1 G3-1	3	0	1	0	1	0	1											
Matt Walbeck, S OBP: 0.308, SLG: 0.360 (1, 2)		0-1 P5				0-0 L1-3	0-0 P2		0-0 F9	4	0	0	0	0	0	6											
Jeff Huson, L OBP: 0.308, SLG: 0.311 Andy Sheets, R OBP: 0.294, SLG: 0.337 (9, PH) (9, 6)		2-2 G4-3				2-1 2H 1B	1-3 K		1-1 CS 1B	3	0	1	1	0	1	1											
Tim Belcher, R OBP: 0.200, SLG: 0.400 Reggie Williams, S OBP: 0.118, SLG: 0.118 Troy Percival, R (9, 1)						0-0 F7	1-3 K		2-3 K	3	0	1	0	0	1	1											
Inning Stats	R: 0 E: 0 K: 0 S: 10	H: 0 LOB: 1 BB: 1 P: 16	R: 0 E: 0 K: 0 S: 8	H: 1 LOB: 1 BB: 0 P: 14	R: 0 E: 0 K: 0 S: 9	H: 1 LOB: 2 BB: 0 P: 12	R: 1 E: 0 K: 0 S: 6	H: 2 LOB: 1 BB: 1 P: 13	R: 1 E: 0 K: 1 S: 11	H: 2 LOB: 3 BB: 2 P: 24	R: 0 E: 0 K: 3 S: 17	H: 0 LOB: 0 BB: 0 P: 22	R: 0 E: 0 K: 1 S: 9	H: 0 LOB: 0 BB: 0 P: 10	R: 0 E: 0 K: 0 S: 6	H: 0 LOB: 0 BB: 0 P: 11		R: 0 E: 0 K: 1 S: 8	H: 1 LOB: 1 BB: 1 P: 17	1B: 6 2B: 2 3B: 0 HR: 0	SF: 0 SAC: 0 DP: 1 HBP: 1	WP: 0 PB: 0 SB: 1 CS: 1	PA: 38				
PITCHER	IP	WLS	BF	H	R	ER	SO	BB	IBB	HBP	BLK	WP	HR	S	P	ERA	WHIP										
Chris Brock, R ERA: 4.12 Alan Embree, L ERA: 2.42	(1, 1) (9, 1)	8.0 4	34 1	6 0	2 0	2 0	5 1	3 1	1 0	0 0	0 0	0 0	0 0	76 8	122 17	2.25 0.00	1.125 2.000										

Batter	1	2	3	4	5	6	7	8	9	AB	R	H	RBI	BB	SO	LOB	BOTTOM										
Marvin Benard, L OBP: 0.338, SLG: 0.376 (1, 8)	2-3 K		1-0 1B			1-3 K			1-3 K	4	0	1	0	0	3	0	Anaheim Angels @ San Francisco Giants 3Com Park at Candlestick Point, San Francisco, CA Wed Jun 09 1999, 5:00 PM EDT Att: 17,516 - Sunny - 64 F										
Bill Mueller, S OBP: 0.368, SLG: 0.358 (1, 5)	0-1 G1-3 2B		1-0 1B			0-1 G6-3			0-1 F7	4	1	2	0	0	0	0											
Barry Bonds, L OBP: 0.464, SLG: 0.733 (1, 7)	3-2 G1-3		1-2 G1-3			1-2 F7			3-2 P5	4	0	0	0	0	0	2											
Jeff Kent, R OBP: 0.365, SLG: 0.475 (1, 4)	1-1 WP 2B		2-2 G6-3			3-2 F7			0-2 F8	4	0	1	1	0	0	0											
J.T. Snow, L OBP: 0.376, SLG: 0.426 (1, 3)	2-2 P6		0-0 G5-3			2-2 P6			0-2 G5-3	4	0	0	0	0	0	1											
Stan Javier, S OBP: 0.378, SLG: 0.426 (1, 9)		1-2 G1-3				3-2 E3 HBP			0-0 P5	3	0	0	0	0	0	0											
Rich Aurilia, R OBP: 0.359, SLG: 0.505 (1, 6)		0-1 F7				1-2 HBP			2-2 P4	2	0	0	0	0	0	0											
Brent Mayne, L OBP: 0.404, SLG: 0.476 (1, 2)		0-2 G5-3				0-0 G4-3			0-0 G4-3	3	0	0	0	0	0	2											
Chris Brock, R OBP: 0.185, SLG: 0.154 Armando Rios, L OBP: 0.353, SLG: 0.440 Alan Embree, L (9, 1)			2-2 G6-3			2-2 L3			2-2 F7	2	0	0	0	0	0	0											
Inning Stats	R: 1 E: 0 K: 1 S: 14	H: 2 LOB: 1 BB: 0 P: 22	R: 0 E: 0 K: 0 S: 9	H: 0 LOB: 0 BB: 0 P: 10	R: 0 E: 0 K: 0 S: 9	H: 2 LOB: 1 BB: 0 P: 14	R: 0 E: 0 K: 0 S: 12	H: 0 LOB: 2 BB: 0 P: 18	R: 0 E: 0 K: 1 S: 8	H: 0 LOB: 0 BB: 0 P: 11	R: 0 E: 0 K: 0 S: 11	H: 0 LOB: 0 BB: 0 P: 17	R: 0 E: 0 K: 0 S: 6	H: 0 LOB: 0 BB: 0 P: 8	R: 0 E: 0 K: 1 S: 12	H: 0 LOB: 0 BB: 0 P: 15		R: 0 E: 0 K: 0 S: 9	H: 0 LOB: 0 BB: 0 P: 12	1B: 3 2B: 1 3B: 0 HR: 0	SF: 0 SAC: 0 DP: 0 HBP: 1	WP: 1 PB: 0 SB: 0 CS: 0	PA: 32				
PITCHER	IP	WLS	BF	H	R	ER	SO	BB	IBB	HBP	BLK	WP	HR	S	P	ERA	WHIP										
Tim Belcher, R ERA: 6.57 Troy Percival, R ERA: 2.25	(1, 1) (9, 1)	8.0 S	29 3	4 0	1 0	1 0	3 0	0 0	0 0	0 0	0 0	0 0	0 0	81 9	115 12	1.12 0.00	0.500 0.000										



Batter	1	2	3	4	5	6	7	8	9	AB	R	H	RBI	BB	SO	LOB	TOP								
Tony Womack, L OBP: 0.324, SLG: 0.341 (1, 9)	0-3 K		2-3 K		0-1 G1-3	1-1 SF8		0-0 P7	0-0 FC4-6 1B	5	0	0	1	0	2	1	Arizona Diamondbacks @ Anaheim Angels Edison International Field, Anaheim, CA Fri Jun 11 1999, 10:05 PM EDT Att: 37,042 - Cloudy - 69 F								
Jay Bell, R OBP: 0.380, SLG: 0.608 Hanley Frias, S OBP: 0.333, SLG: 0.143 (9, PH) (9, 4)	0-1 G4-3		0-0 HR		2-2 1B	2-2 1B 3-H 2-H		2-1 G1-3	0-0 FC6-4 1B	5	2	3	2	0	0	0									
Luis Gonzalez, L OBP: 0.438, SLG: 0.635 (1, 10)	0-2 F8		2-2 2B 1B		3-1 F7	4-2 1B BB		4-1 1B 2B BB	1-0 FC6-4 1B	4	1	1	0	2	0	3									
Matt Williams, R OBP: 0.361, SLG: 0.622 Tony Batista, R OBP: 0.335, SLG: 0.396 (9, 6)		1-1 L5	2-1 1-H 2B			HR 1B		1-2 2B 1B		5	2	4	2	0	0	0									
Travis Lee, L OBP: 0.364, SLG: 0.451 (1, 3)	0-0 1B 2B			3-2 G4-3		F7 P7		2-2 1B		5	1	2	2	0	0	3									
Steve Finley, L OBP: 0.341, SLG: 0.550 (1, 8)	0-2 L3			0-0 F7		0-0 HR	1-1 F7	2-0 P7		5	1	1	2	0	0	2									
David Dellucci, L OBP: 0.471, SLG: 0.533 (1, 7)	2-0 2-H 1B			2-2 G4-3		0-0 1B BB SF8 1B	4-2 BB		0-0 G4-3	4	1	2	1	1	0	0									
Andy Fox, L OBP: 0.358, SLG: 0.452 (9, 5)	0-0 L9				3-1 F8	4-1 1B 2B BB	2-2 F7		1-0 HR	4	2	1	1	1	0	2									
Kelly Stinnett, R OBP: 0.257, SLG: 0.406 (1, 2)			2-1 G6-3		2-1 HR	1-2 2B 1B 1B	1-1 P4		3-2 FC4-6 1B	5	2	3	1	0	0	1									
Inning Stats	R: 0 E: 0 K: 1 S: 8	H: 0 LOB: 0 BB: 0 P: 8	R: 1 E: 0 K: 0 S: 8	H: 2 LOB: 1 BB: 0 P: 11	R: 1 E: 0 K: 1 S: 14	H: 3 LOB: 2 BB: 0 P: 22	R: 0 E: 0 K: 0 S: 7	H: 0 LOB: 0 BB: 0 P: 12	R: 1 E: 0 K: 0 S: 12	H: 2 LOB: 1 BB: 0 P: 22	R: 6 E: 0 K: 0 S: 23	H: 6 LOB: 2 BB: 2 P: 40	R: 0 E: 0 K: 0 S: 11	H: 0 LOB: 1 BB: 1 P: 19	R: 2 E: 0 K: 0 S: 11	H: 2 LOB: 1 BB: 1 P: 22		R: 1 E: 0 K: 0 S: 8	H: 3 LOB: 2 BB: 0 P: 13	1B: 10 2B: 4 3B: 0 HR: 4	SF: 1 SAC: 0 DP: 0 HBP: 0	WP: 0 PB: 0 SB: 0 CS: 0	PA: 48		
PITCHER	IP	WLS	BF	H	R	ER	SO	BB	IBB	HBP	BLK	WP	HR	S	P	ERA	WHIP								
Ken Hill, R ERA: 4.87 (1, 1)	5.1	L	24	9	5	5	2	0	0	0	0	0	3	55	84	8.44	1.688								
Mike Magnante, L ERA: 5.24 (6, 1)	0.1		6	3	2	2	0	2	0	0	0	0	0	15	27	54.00	15.000								
Shigetoshi Hasegawa, R ERA: 4.18 (6, 1)	2.1		12	3	4	4	0	2	0	0	0	0	0	24	45	15.43	2.143								
Al Levine, R ERA: 2.81 (9, 1)	1.0		6	3	1	1	0	0	0	0	0	0	1	8	13	9.00	3.000								

Batter	1	2	3	4	5	6	7	8	9	AB	R	H	RBI	BB	SO	LOB	BOTTOM								
Orlando Palmeiro, L OBP: 0.373, SLG: 0.322 (1, 7)	1-2 1B		4-2 1B BB		3-2 G5-3			1-2 F8		3	0	1	0	1	0	1	Arizona Diamondbacks @ Anaheim Angels Edison International Field, Anaheim, CA Fri Jun 11 1999, 10:05 PM EDT Att: 37,042 - Cloudy - 69 F								
Randy Velarde, R OBP: 0.378, SLG: 0.401 Andy Sheets, R OBP: 0.263, SLG: 0.335 (8, PH) (9, 6)	1-1 P4		1-0 1B		1-1 F8			1-1 G4-3		3	0	1	0	0	0	2									
Mo Vaughn, L OBP: 0.356, SLG: 0.541 (1, 10)	0-0 F9		0-1 L8		0-0 G3			0-1 G5-3		4	0	0	0	0	0	3									
16 Garret Anderson, L OBP: 0.300, SLG: 0.496 (1, 8)	0-0 F8		1-1 G3		0-1 G1-3			0-1 G4-3		4	0	0	0	0	0	3									
Todd Greene, R OBP: 0.308, SLG: 0.516 Reggie Williams, S OBP: 0.111, SLG: 0.111 (9, 9)		3-2 G5-3		2-2 G4-3		0-3 K		0-0 G6-3		3	0	0	0	0	1	0									
Darin Erstad, L OBP: 0.292, SLG: 0.363 (1, 3)	1-2 1B			0-2 G1-3			0-3 K	2-1 HR 1B		4	1	2	0	0	1	0									
Troy Glaus, R OBP: 0.328, SLG: 0.488 (1, 5)	1-3 K			3-1 P4			2-0 FC3-6 1B	1-0 HR HR		4	1	2	2	0	1	1									
Matt Walbeck, S OBP: 0.301, SLG: 0.352 Steve Decker, R OBP: 0.467, SLG: 0.538 (9, 2)		1-1 G6-3			3-2 F8		1-2 FC3-6	2-2 2B		3	0	0	0	0	0	2									
Jeff Huson, L OBP: 0.304, SLG: 0.308 (9, 4)			3-1 G3		1-0 G5-3 1B		1-0 G1-3	0-1 F7		4	0	1	0	0	0	2									
Inning Stats	R: 0 E: 0 K: 0 S: 7	H: 1 LOB: 1 BB: 0 P: 9	R: 0 E: 0 K: 1 S: 13	H: 1 LOB: 0 BB: 0 P: 19	R: 0 E: 0 K: 0 S: 10	H: 1 LOB: 1 BB: 1 P: 19	R: 0 E: 0 K: 0 S: 8	H: 0 LOB: 0 BB: 0 P: 13	R: 0 E: 0 K: 1 S: 6	H: 0 LOB: 0 BB: 0 P: 6	R: 0 E: 0 K: 1 S: 8	H: 1 LOB: 1 BB: 0 P: 12	R: 0 E: 0 K: 0 S: 7	H: 0 LOB: 0 BB: 0 P: 9	R: 2 E: 0 K: 0 S: 13	H: 3 LOB: 1 BB: 0 P: 19		1B: 6 2B: 1 3B: 0 HR: 1	SF: 0 SAC: 0 DP: 0 HBP: 0	WP: 0 PB: 0 SB: 0 CS: 0	PA: 36				
PITCHER	IP	WLS	BF	H	R	ER	SO	BB	IBB	HBP	BLK	WP	HR	S	P	ERA	WHIP								
Armando Reynoso, R ERA: 3.92 (1, 1)	8.0	W	30	5	0	0	3	1	0	0	0	0	0	69	105	0.00	0.750								
John Frascatore, R ERA: 4.09 (9, 1)	1.0		6	3	2	2	0	0	0	0	0	0	1	13	19	18.00	3.000								

Batter	1	2	3	4	5	6	7	8	9	10	11	12	13	AB	R	H	RBI	BB	SO	LOB	TOP						
Tony Wornack, L OBP: 0.322, SLG: 0.344 (1, 9)														6	1	2	1	0	0	2							
Jay Bell, R OBP: 0.370, SLG: 0.602 (1, 4)														5	0	0	1	0	3	2							
Luis Gonzalez, L OBP: 0.429, SLG: 0.615 Gregg Olson, R (13, 1)														5	0	0	0	1	1	2							
Matt Williams, R OBP: 0.364, SLG: 0.631 (1, 5)															5	1	2	0	0	1							
Steve Finley, L OBP: 0.341, SLG: 0.540 (13, 8)															5	0	1	0	0	2							
Travis Lee, L OBP: 0.355, SLG: 0.437 (1, 3)															5	0	1	0	0	3							
David Dellucci, L OBP: 0.456, SLG: 0.490 (13, 7)															3	0	0	0	0	1							
Andy Fox, L OBP: 0.360, SLG: 0.443 (1, 6)														4	0	1	1	0	2	2							
Kelly Stinnett, R OBP: 0.271, SLG: 0.409 Hanley Firas, S OBP: 0.333, SLG: 0.111 Damian Miller, R OBP: 0.336, SLG: 0.478 (13, 2)															4	0	2	0	0	3							
Inning Stats	R: 0 E: 0 K: 0 S: 7	H: 1 LOB: 0 BB: 0 P: 13	R: 0 E: 0 K: 1 S: 9	H: 1 LOB: 1 BB: 0 P: 12	R: 0 E: 0 K: 0 S: 5	H: 0 LOB: 0 BB: 0 P: 8	R: 0 E: 0 K: 1 S: 7	H: 0 LOB: 0 BB: 1 P: 14	R: 0 E: 0 K: 1 S: 11	H: 1 LOB: 1 BB: 0 P: 17	R: 0 E: 0 K: 0 S: 10	H: 0 LOB: 0 BB: 0 P: 12	R: 0 E: 0 K: 1 S: 6	H: 1 LOB: 0 BB: 0 P: 9	R: 0 E: 0 K: 1 S: 6	H: 1 LOB: 1 BB: 0 P: 6	R: 0 E: 0 K: 1 S: 5	H: 0 LOB: 0 BB: 0 P: 5	R: 0 E: 0 K: 0 S: 3	H: 0 LOB: 0 BB: 0 P: 3	R: 2 E: 1 K: 1 S: 7	H: 2 LOB: 1 BB: 0 P: 7	1B: 7 2B: 3 3B: 0 HR: 0	SF: 1 SAC: 0 DP: 5 HBP: 4	WP: 1 PB: 0 SB: 0 CS: 0	PA: 48	
PITCHER	IP	WLS	BF	H	R	ER	SO	BB	IBB	HBP	BLK	WP	HR	S	P	ERA	WHIP										
Omar Olivares, R ERA: 3.22 Scott Schmeeweis, L ERA: 4.18 Troy Parfitt, R ERA: 2.08 Mark Petkovsek, R ERA: 1.74 (1, 1) (9, 1) (11, 1) (12, 1)	8.1	32	6	1	1	5	1	0	4	0	0	1	0	72	116	1.08	0.840										

Arizona Diamondbacks @ Anaheim Angels
Edison International Field, Anaheim, CA
Sun Jun 13 1999, 8:05 PM EDT
Att. 29,176 - Unknown - 76 F

AB 42
R 3
H 9
RBI 3
BB 1
SO 8
LOB 18



Batter	1	2	3	4	5	6	7	8	9	10	11	12	13	AB	R	H	RBI	BB	SO	LOB	BOTTOM							
Mike Cotangelo, R OBP: 0.607, SLG: 0.500 Orlando Palmeiro, L OBP: 0.381, SLG: 0.325 (7, 7)														2	0	1	0	1	0	0								
Randy Velarde, R OBP: 0.375, SLG: 0.398 (1, 4)														6	0	0	0	0	3	4								
Mo Vaughn, L OBP: 0.365, SLG: 0.554 Steve Sparks, R OBP: 0.333, SLG: 0.667 Jeff Huson, L OBP: 0.296, SLG: 0.299 (13, PH)														3	0	2	0	2	0	0								
Todd Greene, R OBP: 0.317, SLG: 0.521 16 Garret Anderson, L OBP: 0.293, SLG: 0.484 (8, PH)														4	0	1	0	0	0	5								
Troy Glaus, R OBP: 0.322, SLG: 0.469 (1, 5)														5	0	0	0	1	1	2								
Darin Erstad, L OBP: 0.296, SLG: 0.372 (1, 3)														5	1	2	0	0	1	3								
Matt Walbeck, S OBP: 0.296, SLG: 0.346 (1, 2)														5	0	1	1	0	1	1								
Reggie Williams, S OBP: 0.154, SLG: 0.154 (9, 9)														5	0	2	0	0	1	1								
Andy Sheets, R OBP: 0.259, SLG: 0.324 (1, 6)														3	0	0	0	1	2	1								
Inning Stats	R: 0 E: 0 K: 1 S: 12	H: 2 LOB: 3 BB: 1 P: 23	R: 0 E: 0 K: 1 S: 8	H: 1 LOB: 1 BB: 0 P: 12	R: 0 E: 0 K: 0 S: 8	H: 1 LOB: 1 BB: 1 P: 14	R: 0 E: 0 K: 2 S: 8	H: 0 LOB: 0 BB: 0 P: 11	R: 0 E: 0 K: 0 S: 8	H: 0 LOB: 0 BB: 1 P: 17	R: 1 E: 0 K: 0 S: 13	H: 2 LOB: 1 BB: 1 P: 23	R: 0 E: 0 K: 0 S: 9	H: 1 LOB: 1 BB: 0 P: 16	R: 0 E: 0 K: 1 S: 12	H: 0 LOB: 0 BB: 0 P: 16	R: 0 E: 0 K: 1 S: 5	H: 0 LOB: 2 BB: 1 P: 10	R: 0 E: 0 K: 3 S: 9	H: 0 LOB: 0 BB: 0 P: 9	R: 0 E: 0 K: 1 S: 6	H: 1 LOB: 1 BB: 0 P: 6	R: 0 E: 0 K: 0 S: 3	H: 0 LOB: 0 BB: 0 P: 3	1B: 8 2B: 2 3B: 0 HR: 0	SF: 0 SAC: 1 DP: 3 HBP: 1	WP: 0 PB: 0 SB: 0 CS: 1	PA: 50
PITCHER	IP	WLS	BF	H	R	ER	SO	BB	IBB	HBP	BLK	WP	HR	S	P	ERA	WHIP											
Omar Daal, L ERA: 3.25 Darren Holmes, R ERA: 2.88 Dan Plesac, L ERA: 8.22 Vladimir Nunez, R ERA: 1.69 Gregg Olson, R ERA: 4.7 (1, 1) (8, 1) (10, 1) (11, 1) (13, 1)	7.2	30	7	1	1	4	4	0	0	0	0	0	0	67	121	1.17	1.435											

Arizona Diamondbacks @ Anaheim Angels
Edison International Field, Anaheim, CA
Sun Jun 13 1999, 8:05 PM EDT
Att. 29,176 - Unknown - 76 F

AB 43
R 1
H 9
RBI 1
BB 5
SO 10
LOB 21



Batter	1	2	3	4	5	6	7	8	9	AB	R	H	RBI	BB	SO	LOB	TOP										
Darin Erstad, L OBP: 0.297, SLG: 0.370	G3-1		K				P5			4	0	1	0	0	1	1	Anaheim Angels @ Toronto Blue Jays SkyDome, Toronto, ON Tue Jun 15 1999, 7:05 PM EDT Att: 21,165 - Unknown - 62 F										
Randy Velarde, R OBP: 0.376, SLG: 0.411	1B BB		HR			F9		G6-3		3	1	1	1	1	0	1											
Mo Vaughn, L OBP: 0.363, SLG: 0.547	1-2 1B		K					G4-3	G4-3	4	0	1	0	0	1	0											
Todd Greene, R OBP: 0.310, SLG: 0.509	K		F8					G6-3	F8	4	0	0	0	0	1	2											
16 Garret Anderson, L OBP: 0.289, SLG: 0.476	K			F7				F9		4	0	0	0	0	1	2											
Troy Glaus, R OBP: 0.325, SLG: 0.468		F8		K2-3				1B BB	G1-6-3 1B	3	1	1	0	1	1	0											
Matt Walbeck, S OBP: 0.297, SLG: 0.343		K2-3		F9				G4-6-3 1B	G1-6-3 1-2	4	0	1	0	0	1	1											
Reggie Williams, S OBP: 0.207, SLG: 0.179		S BB			P6			G4-6-3 1B		2	0	1	1	1	0	0											
Andy Sheets, R OBP: 0.255, SLG: 0.319		F8			K			G4-6-3		3	0	0	0	0	1	3											
Inning Stats	R: 0 E: 0 K: 2 S: 11	H: 1 LOB: 2 BB: 1 P: 18	R: 0 E: 0 K: 1 S: 9	H: 0 LOB: 1 BB: 1 P: 17	R: 1 E: 0 K: 2 S: 9	H: 1 LOB: 0 BB: 0 P: 16	R: 0 E: 0 K: 1 S: 5	H: 0 LOB: 0 BB: 0 P: 8	R: 0 E: 0 K: 1 S: 11	H: 1 LOB: 1 BB: 0 P: 17	R: 0 E: 0 K: 0 S: 8	H: 0 LOB: 0 BB: 0 P: 12	R: 1 E: 0 K: 0 S: 11	H: 2 LOB: 1 BB: 1 P: 19	R: 0 E: 0 K: 0 S: 6	H: 0 LOB: 0 BB: 0 P: 7	R: 0 E: 0 K: 0 S: 12	H: 1 LOB: 0 BB: 0 P: 16	1B: 5 2B: 0 3B: 0 HR: 1	SF: 0 SAC: 0 DP: 2 HBP: 0	WP: 0 PB: 0 SB: 1 CS: 0	PA: 34					
PITCHER	IP	WLS	BF	H	R	ER	SO	BB	IBB	HBP	BLK	WP	HR	S	P	ERA	WHIP										
David Wells, L ERA: 5.34	7.0	W	28	5	2	2	7	3	0	0	0	0	1	64	107	2.57	1.143										
John Frascatore, R ERA: 3.97	1.0		3	0	0	0	0	0	0	0	0	0	0	6	7	0.00	0.000										
Paul Quantrill, R ERA:	1.0		3	1	0	0	0	0	0	0	0	0	0	12	16	0.00	1.000										

Batter	1	2	3	4	5	6	7	8	9	AB	R	H	RBI	BB	SO	LOB	BOTTOM										
Shannon Stewart, R OBP: 0.378, SLG: 0.395	G6-3 3B		F8	1-1 1B						4	2	3	0	1	0	1	Anaheim Angels @ Toronto Blue Jays SkyDome, Toronto, ON Tue Jun 15 1999, 7:05 PM EDT Att: 21,165 - Unknown - 62 F										
Tony Batieta, R OBP: 0.337, SLG: 0.416	G6-3		F8							5	2	2	4	0	0	1											
Shawn Green, L OBP: 0.392, SLG: 0.597	F8		G3							5	1	1	0	0	0	1											
Carlos Delgado, L OBP: 0.384, SLG: 0.547	2B BB		1B							3	2	2	2	2	0	0											
Tony Fernandez, S OBP: 0.478, SLG: 0.548	1-1 2B		P4							4	0	2	2	0	0	1											
Willis Oltanez, R OBP: 0.284, SLG: 0.316	1-1 2B									1	1	0	0	0	0	2											
Darin Fletcher, L OBP: 0.355, SLG: 0.577	G3			F7						5	1	1	0	0	0	3											
Geronimo Berroa, R OBP: 0.452, SLG: 0.542		G5-3		G4-3 1B 2B						4	2	3	2	1	0	0											
José Cruz Jr., S OBP: 0.361, SLG: 0.448		G4-3		G4-3						5	1	1	1	0	0	3											
Homer Bush, R OBP: 0.341, SLG: 0.378				BLK 1B 1B						5	1	3	2	0	0	2											
Inning Stats	R: 2 E: 0 K: 0 S: 8	H: 2 LOB: 1 BB: 1 P: 15	R: 0 E: 0 K: 0 S: 9	H: 1 LOB: 0 BB: 0 P: 19	R: 0 E: 0 K: 0 S: 6	H: 1 LOB: 1 BB: 0 P: 8	R: 1 E: 0 K: 0 S: 9	H: 3 LOB: 2 BB: 0 P: 12	R: 1 E: 0 K: 0 S: 6	H: 1 LOB: 0 BB: 0 P: 7	R: 9 E: 0 K: 0 S: 28	H: 9 LOB: 1 BB: 1 P: 44	R: 0 E: 0 K: 0 S: 6	H: 1 LOB: 2 BB: 1 P: 14	R: 0 E: 0 K: 0 S: 13	H: 0 LOB: 1 BB: 1 P: 21	1B: 11 2B: 5 3B: 1 HR: 1	SF: 0 SAC: 0 DP: 0 HBP: 0	WP: 1 PB: 0 SB: 2 CS: 0	PA: 45							
PITCHER	IP	WLS	BF	H	R	ER	SO	BB	IBB	HBP	BLK	WP	HR	S	P	ERA	WHIP										
Tim Lincecum, R ERA: 6.95	5.0	L	26	11	7	7	0	1	0	0	1	0	0	45	74	12.60	2.400										
Al Levine, R ERA: 3.51	0.0		3	2	1	1	0	1	0	0	0	0	0	6	12												
Mike Magnante, L ERA: 5.92	2.0		12	5	5	4	0	1	0	0	0	1	0	21	33	18.00	3.000										
Shigetoshi Hasegawa, R ERA: 4.03	1.0		4	0	0	0	0	1	0	0	0	0	0	13	21	0.00	1.000										

Batter	1	2	3	4	5	6	7	8	9	AB	R	H	RBI	BB	SO	LOB	TOP										
Orlando Palmeiro, L OBP: 0.383, SLG: 0.335 (1, 7)	1-2 1B 2B		3-2 G1-3			2-2 E	0-1 F7			4	1	2	0	0	0	4	Anaheim Angels @ Toronto Blue Jays SkyDome, Toronto, ON Wed Jun 16 1999, 7:05 PM EDT Att: 22,184 - Cloudy - 62 F										
Randy Velarde, R OBP: 0.376, SLG: 0.410 (1, 4)	2-2 G4-6-3 2H 1B		3-2 G4-3		3-2 E4			4-0 BB		3	0	1	2	1	0	2											
Mo Vaughn, L OBP: 0.356, SLG: 0.535 (1, 10)	1-0 G4-6-3 1-2		3-2 G6-3		0-0 F7			1-2 L3 1-2		4	0	0	0	0	0	5											
16 Garret Anderson, L OBP: 0.285, SLG: 0.469 (1, 8)	2-1 G4-3			3-3 K		1-0 F7		0-3 K		4	0	0	0	0	2	0											
Darin Erstad, L OBP: 0.297, SLG: 0.368 (1, 3)		0-1 P7		0-0 BB 1B		2-3 K		0-3 K		4	0	1	0	0	2	0											
Troy Glaus, R OBP: 0.324, SLG: 0.461 (1, 5)		0-3 K		4-0 G6-4-3 1-2 BB		2-1 F8		3-1 F9		3	0	0	0	1	1	0											
Matt Luke, L OBP: 0.333, SLG: 0.333 Reggie Williams, S OBP: 0.207, SLG: 0.179 (7, PR) (7, 9)	2-0 L7		2-2 G6-4-3 1-2		0-1 BLK 1B			1-1 F9		3	0	1	0	0	0	2											
Todd Greene, R OBP: 0.308, SLG: 0.506 (9, PH)			1-2							1	0	0	0	0	0	0											
Steve Decker, R OBP: 0.444, SLG: 0.467 (1, 2)			2-2 G1-3 G4-3 HBP		0-2 P4		1-2 F7 1-2			2	1	0	0	0	0	1											
Jeff Huson, L OBP: 0.297, SLG: 0.300 (1, 6)			2-2 G4-3 G1-3 1-2		0-3 K		0-0 P5			3	0	1	0	0	1	2											
Inning Stats	R: 1 E: 0 K: 0 S: 11	H: 2 LOB: 0 BB: 0 P: 17	R: 0 E: 0 K: 1 S: 6	H: 0 LOB: 0 BB: 0 P: 8	R: 1 E: 0 K: 0 S: 17	H: 1 LOB: 1 BB: 0 P: 28	R: 0 E: 0 K: 1 S: 15	H: 1 LOB: 1 BB: 1 P: 24	R: 0 E: 1 K: 1 S: 14	H: 0 LOB: 2 BB: 0 P: 19	R: 0 E: 0 K: 1 S: 10	H: 1 LOB: 2 BB: 0 P: 11	R: 0 E: 0 K: 1 S: 6	H: 0 LOB: 0 BB: 1 P: 11	R: 0 E: 0 K: 1 S: 7	H: 0 LOB: 0 BB: 0 P: 11	1B: 5 2B: 2 3B: 0 HR: 0	SF: 0 SAC: 0 DP: 3 HBP: 1	WP: 0 PB: 0 SB: 0 CS: 0	PA: 34							
PITCHER	IP	WLS	BF	H	R	ER	SO	BB	IBB	HBP	BLK	WP	HR	S	P	ERA	WHIP										
Joey Hamilton, R ERA: 9.11 (1, 1)	7.0		28	6	2	2	4	1	0	1	1	0	0	79	118	2.57	1.000										
Graeme Lloyd, L ERA: 3.13 (8, 1)	1.0	W	3	0	0	0	1	1	0	0	0	0	0	6	11	0.00	1.000										
Billy Koch, R ERA: 1.66 (9, 1)	1.0	S	3	0	0	0	1	0	0	0	0	0	0	7	11	0.00	0.000										

Batter	1	2	3	4	5	6	7	8	9	AB	R	H	RBI	BB	SO	LOB	BOTTOM										
Shannon Stewart, R OBP: 0.376, SLG: 0.392 (1, 7)	2-3 K		2-2 F8 1-3			3-1 G5-3	1-1 G6-4-3 1B			4	0	1	1	0	1	1	Anaheim Angels @ Toronto Blue Jays SkyDome, Toronto, ON Wed Jun 16 1999, 7:05 PM EDT Att: 22,184 - Cloudy - 62 F										
Tony Batista, R OBP: 0.341, SLG: 0.414 (1, 6)	4-2 BB		1-0 P2			0-2 BB 1B	1-0 G6-4-3 1-2			3	0	1	0	1	0	3											
Shawn Green, L OBP: 0.390, SLG: 0.590 (1, 9)	1-3 K			1-2 L4		4-0 BB 1B		1-0 G3		3	0	0	0	1	1	1											
Carlos Delgado, L OBP: 0.382, SLG: 0.540 (1, 3)	1-2 L4			0-1 G4-3		0-3 K		4-2 BB 1B		3	1	0	0	1	1	3											
Tony Fernandez, S OBP: 0.479, SLG: 0.547 (1, 5)		2-1 G4-3		3-2 1B		3-1 P5		0-0 1B 1-2		4	0	2	0	0	0	2											
Darin Fletcher, L OBP: 0.360, SLG: 0.570 (1, 2)		2-0 F9		1-0 F8			4-1 BB FC5-4	1-0 BB G5-4-3 1B		3	1	1	1	1	0	1											
Geronimo Berroa, R OBP: 0.429, SLG: 0.500 (1, 10)		3-3 K			0-0 F9		0-0 BB FC5-4 1B	2-2 G5-4-3 1-2		4	1	1	0	0	1	2											
José Cruz Jr., S OBP: 0.361, SLG: 0.447 (1, 8)			1-1 G4-3		1-2 G3-1		0-0 BB FC5-4 1B			3	0	1	0	0	0	0											
Homer Bush, R OBP: 0.341, SLG: 0.377 (1, 4)			0-2 F8 S 1B		1-0 F7		0-0 BB FC5-4 1B			3	0	1	1	0	0	2											
Inning Stats	R: 0 E: 0 K: 2 S: 15	H: 0 LOB: 1 BB: 1 P: 23	R: 0 E: 0 K: 1 S: 6	H: 0 LOB: 0 BB: 0 P: 13	R: 0 E: 0 K: 0 S: 11	H: 1 LOB: 1 BB: 0 P: 15	R: 0 E: 0 K: 0 S: 9	H: 1 LOB: 1 BB: 0 P: 14	R: 0 E: 0 K: 1 S: 7	H: 0 LOB: 0 BB: 0 P: 9	R: 0 E: 0 K: 1 S: 11	H: 3 LOB: 1 BB: 1 P: 21	R: 2 E: 0 K: 0 S: 7	H: 3 LOB: 1 BB: 1 P: 13	R: 1 E: 0 K: 0 S: 13	H: 2 LOB: 1 BB: 1 P: 21		1B: 8 2B: 0 3B: 0 HR: 0	SF: 0 SAC: 0 DP: 2 HBP: 0	WP: 0 PB: 0 SB: 1 CS: 0	PA: 34						
PITCHER	IP	WLS	BF	H	R	ER	SO	BB	IBB	HBP	BLK	WP	HR	S	P	ERA	WHIP										
Steve Sparks, R ERA: 5.24 (1, 1)	6.1		28	6	2	2	4	3	0	0	0	0	0	65	106	2.84	1.421										
Scott Schoeneweis, L ERA: 4.34 (7, 1)	1.0	L	5	2	1	1	0	1	0	0	0	0	0	11	18	9.00	3.000										
Mark Petkovsek, R ERA: 1.71 (8, 1)	0.2		1	0	0	0	0	0	0	0	0	0	0	3	5	0.00	0.000										

Batter	1	2	3	4	5	6	7	8	9	AB	R	H	RBI	BB	SO	LOB	TOP				
Orlando Palmeiro, L (1, 7) OBP: 0.380, SLG: 0.333	G3		F8					K		4	0	1	0	0	1	1	Anaheim Angels @ Toronto Blue Jays SkyDome, Toronto, ON Thu Jun 17 1999, 7:05 PM EDT Att: 20,465 - Dome - 72 F				
Randy Velarde, R (1, 4) OBP: 0.376, SLG: 0.411	P5			P4		P4				4	0	1	0	0	0	1					
Mo Vaughn, L (1, 10) OBP: 0.354, SLG: 0.527 Reggie Williams, S (8, PR) OBP: 0.207, SLG: 0.179	G4-3			G4-3		K				3	0	0	0	1	1	1					
16 Garret Anderson, L (1, 8) OBP: 0.280, SLG: 0.462		F7		G4-3			G4-3	FC6		4	0	0	0	0	0	2					
Todd Greene, R (1, 9) OBP: 0.312, SLG: 0.506							F7		G4-3	4	0	2	0	0	0	0					
Darin Erstad, L (1, 3) OBP: 0.296, SLG: 0.366					F8			F7		4	0	1	0	0	1	2					
Troy Glaus, R (1, 5) OBP: 0.327, SLG: 0.462			P6		F9					4	0	2	0	0	0	1					
Matt Walbeck, S (1, 2) OBP: 0.302, SLG: 0.343				G4-3			FC5-4			3	0	1	0	1	0	3					
Jeff Huson, L (1, 6) OBP: 0.289, SLG: 0.292 Andy Sheets, R (8, PH) OBP: 0.254, SLG: 0.317 Matt Luke, L (8, PH) OBP: 0.250, SLG: 0.250			F8			F8		K	K	2	0	0	0	0	0	1					
Inning Stats	R: 0 E: 0 K: 0 S: 6	H: 0 LOB: 0 BB: 0 P: 10	R: 0 E: 0 K: 1 S: 11	H: 1 LOB: 1 BB: 0 P: 17	R: 0 E: 0 K: 0 S: 9	H: 1 LOB: 1 BB: 0 P: 13	R: 0 E: 0 K: 0 S: 5	H: 0 LOB: 0 BB: 0 P: 8	R: 0 E: 0 K: 1 S: 10	H: 1 LOB: 1 BB: 0 P: 9	R: 0 E: 0 K: 0 S: 13	H: 2 LOB: 2 BB: 0 P: 21	R: 0 E: 0 K: 2 S: 12	H: 1 LOB: 2 BB: 1 P: 20	R: 0 E: 0 K: 1 S: 11	H: 1 LOB: 2 BB: 1 P: 22		1B: 7 2B: 2 3B: 0 HR: 0	SF: 0 SAC: 0 DP: 1 HBP: 0	WP: 0 PB: 0 SB: 0 CS: 1	PA: 36
PITCHER	IP	WLS	BF	H	R	ER	SO	BB	IBB	HBP	BLK	WP	HR	S	P	ERA	WHIP				
Kelvin Escobar, R (1, 1) ERA: 5.12	7.0	W	26	6	0	0	2	0	0	0	0	0	0	60	95	0.00	0.857				
Graeme Lloyd, L (8, 1) ERA: 3.03	1.0	H	5	1	0	0	2	1	0	0	0	0	0	12	20	0.00	2.000				
Billy Koch, R (8, 1) ERA: 1.59	1.0	S	5	1	0	0	1	1	0	0	0	0	0	11	22	0.00	2.000				

Batter	1	2	3	4	5	6	7	8	9	AB	R	H	RBI	BB	SO	LOB	BOTTOM				
Shannon Stewart, R (1, 7) OBP: 0.377, SLG: 0.392	S		G3		G6-4-3			F9		3	0	1	0	1	0	1	Anaheim Angels @ Toronto Blue Jays SkyDome, Toronto, ON Thu Jun 17 1999, 7:05 PM EDT Att: 20,465 - Dome - 72 F				
Tony Batieta, R (1, 6) OBP: 0.339, SLG: 0.429	G5-3		P3		G6-3					4	1	1	1	0	0	3					
Shawn Green, L (1, 9) OBP: 0.384, SLG: 0.579	G1-3		G3				K	G5-3		4	0	0	1	0	1	2					
Carlos Delgado, L (1, 3) OBP: 0.377, SLG: 0.532	G3		P5				P6	K		4	0	0	0	0	1	2					
Tony Fernandez, S (1, 5) OBP: 0.481, SLG: 0.559		F7								2	1	1	1	1	0	0					
Darin Fletcher, L (1, 2) OBP: 0.359, SLG: 0.564					G3		L7			3	0	1	0	0	0	1					
Geronimo Berroa, R (1, 10) OBP: 0.395, SLG: 0.452					G6-3			F9		3	0	0	0	0	1	1					
José Cruz Jr., S (1, 8) OBP: 0.357, SLG: 0.441					G3-1			G1-3		3	0	0	0	0	0	1					
Homer Bush, R (1, 4) OBP: 0.348, SLG: 0.379								G1-3		2	1	1	0	1	0	0					
Inning Stats	R: 0 E: 0 K: 0 S: 12	H: 0 LOB: 1 BB: 1 P: 24	R: 0 E: 0 K: 1 S: 9	H: 1 LOB: 1 BB: 0 P: 12	R: 1 E: 0 K: 0 S: 8	H: 1 LOB: 1 BB: 1 P: 16	R: 1 E: 0 K: 0 S: 6	H: 1 LOB: 0 BB: 0 P: 7	R: 0 E: 0 K: 1 S: 12	H: 0 LOB: 1 BB: 1 P: 21	R: 0 E: 0 K: 0 S: 7	H: 0 LOB: 0 BB: 0 P: 14	R: 1 E: 0 K: 1 S: 12	H: 1 LOB: 0 BB: 0 P: 17	1B: 3 2B: 0 3B: 0 HR: 2	SF: 0 SAC: 0 DP: 1 HBP: 0		WP: 0 PB: 0 SB: 2 CS: 0	PA: 31		
PITCHER	IP	WLS	BF	H	R	ER	SO	BB	IBB	HBP	BLK	WP	HR	S	P	ERA	WHIP				
Ken Hill, R (1, 1) ERA: 4.76	7.1	L	29	5	3	3	2	3	0	0	0	0	2	65	114	3.68	1.091				
Mike Magnante, L (8, 1) ERA: 5.76	0.2		2	0	0	0	1	0	0	0	0	0	0	8	9	0.00	0.000				

Batter	1	2	3	4	5	6	7	8	9	AB	R	H	RBI	BB	SO	LOB	TOP					
Reggie Williams, S (1, 7) OBP: 0.188, SLG: 0.161 Tim Unroe, R (8, PH) OBP: 0.300, SLG: 0.362 Jeff Huson, L (8, PH) OBP: 0.286, SLG: 0.288 (8, 6)	G6-3			K			P4	G3		3	0	0	0	0	1	0	Anaheim Angels @ New York Yankees Yankee Stadium, Bronx, NY Fri Jun 18 1999, 7:30 PM EDT Att: 39,996 - Unknown - 68 F					
Randy Velarde, R (1, 4) OBP: 0.375, SLG: 0.406	G6-3			F9			K		3	0	0	0	1	1	0							
Mo Vaughn, L (1, 10) OBP: 0.352, SLG: 0.521	K			L9			1B		4	0	1	0	0	2	1							
Todd Greene, R (1, 9) OBP: 0.311, SLG: 0.500							F9		4	0	1	0	0	0	2							
16 Garret Anderson, L (1, 8) OBP: 0.284, SLG: 0.460									3	0	1	0	1	0	1							
Troy Glaus, R (1, 5) OBP: 0.325, SLG: 0.471									4	1	1	1	0	0	3							
Darin Erstad, L (1, 3) OBP: 0.297, SLG: 0.366									3	0	1	0	0	1	0							
Matt Walbeck, S (1, 2) OBP: 0.296, SLG: 0.336									3	0	0	0	0	0	1							
Andy Sheets, R (1, 6) OBP: 0.251, SLG: 0.314 Matt Luke, L (8, PH) OBP: 0.250, SLG: 0.250 Steve Decker, R (8, PH) OBP: 0.474, SLG: 0.467 Orlando Palmeiro, L (8, PR) OBP: 0.380, SLG: 0.333 (8, 7)									2	0	0	0	0	0	0							
Inning Stats	R: 0 E: 0 K: 1 S: 9	H: 0 LOB: 0 BB: 0 P: 14	R: 0 E: 0 K: 0 S: 6	H: 1 LOB: 0 BB: 0 P: 11	R: 0 E: 0 K: 1 S: 6	H: 0 LOB: 0 BB: 0 P: 11	R: 0 E: 0 K: 1 S: 7	H: 0 LOB: 0 BB: 0 P: 13	R: 0 E: 0 K: 0 S: 8	H: 1 LOB: 0 BB: 0 P: 12	R: 0 E: 0 K: 0 S: 9	H: 0 LOB: 0 BB: 0 P: 13	R: 0 E: 0 K: 1 S: 10	H: 1 LOB: 1 BB: 0 P: 15	R: 1 E: 0 K: 0 S: 9	H: 2 LOB: 3 BB: 1 P: 19		R: 0 E: 0 K: 1 S: 12	H: 0 LOB: 2 BB: 2 P: 23	1B: 4 2B: 0 3B: 0 HR: 1	SF: 0 SAC: 0 DP: 1 HBP: 0	WP: 1 PB: 0 CS: 1
PITCHER	IP WLS BF H R ER SO BB IBB HBP BLK WP HR S P ERA WHIP																					
Andy Pettitte, L (1, 1) ERA: 5.4	7.1 W 25 5 1 1 4 0 0 0 0 0 0 1 59 96 1.23 0.682																					
Jason Grimsley, R (8, 1) ERA: 3.59	0.1 H 1 0 0 0 0 0 0 0 0 0 0 2 4 0.00 0.000																					
Mike Stanton, L (8, 1) ERA: 3.91	0.0 1 0 0 0 0 1 0 0 0 0 0 0 1 5 ∞ 0.00 0.000																					
42 Mariano Rivera, R (8, 1) ERA: 1.35	1.1 S 6 0 0 0 1 2 0 0 0 0 1 0 14 26 0.00 1.500																					

Batter	1	2	3	4	5	6	7	8	9	AB	R	H	RBI	BB	SO	LOB	BOTTOM			
Chuck Knoblauch, R (1, 4) OBP: 0.364, SLG: 0.368	F8									3	1	1	0	1	1	1	Anaheim Angels @ New York Yankees Yankee Stadium, Bronx, NY Fri Jun 18 1999, 7:30 PM EDT Att: 39,996 - Unknown - 68 F			
Bernie Williams, S (1, 8) OBP: 0.401, SLG: 0.458	G3								4	1	1	0	0	0	0					
2 Derek Jeter, R (1, 6) OBP: 0.468, SLG: 0.647	K								3	2	2	1	0	1	0					
Chili Davis, S (1, 10) OBP: 0.418, SLG: 0.524 Tony Tarasco, L (8, PR) OBP: 0.235, SLG: 0.233									2	0	1	0	2	0	1					
Scott Brosius, R (1, 5) OBP: 0.281, SLG: 0.411									4	0	0	0	0	2	5					
Tino Martinez, L (1, 3) OBP: 0.343, SLG: 0.440									4	0	1	1	0	1	3					
Chad Curtis, R (1, 7) OBP: 0.348, SLG: 0.336									4	0	0	0	0	1	3					
Shane Spencer, R (1, 9) OBP: 0.284, SLG: 0.313									3	0	1	0	0	1	0					
Joe Girardi, R (1, 2) OBP: 0.217, SLG: 0.281									3	0	1	0	0	0	1					
Inning Stats	R: 0 E: 0 K: 1 S: 7	H: 0 LOB: 0 BB: 0 P: 11	R: 0 E: 0 K: 1 S: 13	H: 0 LOB: 1 BB: 1 P: 21	R: 0 E: 0 K: 0 S: 7	H: 1 LOB: 0 BB: 1 P: 14	R: 1 E: 1 K: 1 S: 7	H: 1 LOB: 1 BB: 0 P: 13	R: 0 E: 0 K: 0 S: 6	H: 0 LOB: 0 BB: 0 P: 8	R: 2 E: 1 K: 1 S: 21	H: 3 LOB: 1 BB: 0 P: 32	R: 0 E: 0 K: 3 S: 12	H: 1 LOB: 1 BB: 0 P: 17	R: 1 E: 0 K: 0 S: 13	H: 2 LOB: 2 BB: 1 P: 23		1B: 8 2B: 0 3B: 0 HR: 0	SF: 0 SAC: 0 DP: 0 HBP: 1	WP: 0 PB: 0 CS: 2
PITCHER	IP WLS BF H R ER SO BB IBB HBP BLK WP HR S P ERA WHIP																			
Chuck Finley, L (1, 1) ERA: 4.18	7.0 L 28 6 3 2 7 2 0 0 0 0 0 0 73 116 2.57 1.143																			
Shigetoshi Hasegawa, R (8, 1) ERA: 4.25	0.2 4 1 1 1 0 1 0 0 0 0 0 0 10 18 13.50 3.000																			
Scott Schoeneweis, L (8, 1) ERA: 4.3	0.1 2 1 0 0 0 0 0 0 0 0 0 0 3 5 0.00 3.000																			

Batter	1	2	3	4	5	6	7	8	9	AB	R	H	RBI	BB	SO	LOB	TOP										
Orlando Palmeiro, L OBP: 0.378, SLG: 0.327 (1, 7)	4-1 1B BB		1-2 G4-3		2-2 L8		0-2 L8			3	0	0	0	1	0	1	Anaheim Angels @ New York Yankees Yankee Stadium, Bronx, NY Sat Jun 19 1999, 7:05 PM EDT Att: 49,408 - Unknown - 75 F										
Randy Velarde, R OBP: 0.369, SLG: 0.399 (1, 4)	1-3 SAFE		3-1 F8		0-1 L7		2-1 G5-3			4	0	0	0	0	1	2											
Mo Vaughn, L OBP: 0.350, SLG: 0.515 (1, 10)	0-0 1B		1-1 L7		1-1 F8		3-3 K			4	0	1	0	0	1	0											
Todd Greene, R OBP: 0.310, SLG: 0.511 (1, 9)	2-2 F8			1-0 HR		0-1 F8		0-0 G2-3		4	1	1	1	0	0	2											
16 Garret Anderson, L OBP: 0.283, SLG: 0.461 (1, 8)	1-2 G1-3			2-2 G4-3		1-2 2B		1-2 G3-1		4	0	1	0	0	0	2											
Troy Glaus, R OBP: 0.320, SLG: 0.463 (1, 5)		0-0 L8		2-1 F9		0-0 F8		0-1 L7		4	0	0	0	0	0	1											
Darin Erstad, L OBP: 0.296, SLG: 0.362 (1, 3)		4-2 WP S BB		1-1 G5-3		2-1 E4 G3 G4-3		2-1 L7		3	1	0	0	1	0	0											
Matt Walbeck, S OBP: 0.297, SLG: 0.331 (1, 2)		3-2 F7		4-1 G6-3 BB		0-0 G3				2	0	0	0	1	0	2											
Jeff Huson, L OBP: 0.275, SLG: 0.276 (1, 6)		2-2 L8		0-0 G6-3		2-0 G4-3				3	0	0	1	0	0	2											
Inning Stats	R: 0 E: 0 K: 1 S: 12	H: 1 LOB: 2 BB: 1 P: 20	R: 0 E: 0 K: 0 S: 9	H: 0 LOB: 1 BB: 1 P: 18	R: 0 E: 0 K: 0 S: 7	H: 0 LOB: 0 BB: 0 P: 12	R: 1 E: 0 K: 0 S: 8	H: 1 LOB: 1 BB: 1 P: 14	R: 0 E: 0 K: 0 S: 9	H: 0 LOB: 1 BB: 1 P: 15	R: 0 E: 0 K: 0 S: 8	H: 1 LOB: 0 BB: 0 P: 10	R: 1 E: 1 K: 0 S: 8	H: 0 LOB: 0 BB: 0 P: 12	R: 0 E: 0 K: 1 S: 6	H: 0 LOB: 0 BB: 0 P: 11		R: 0 E: 0 K: 0 S: 9	H: 0 LOB: 0 BB: 0 P: 12	1B: 1 2B: 1 3B: 0 HR: 1	SF: 0 SAC: 0 DP: 0 HBP: 0	WP: 1 PB: 0 SB: 1 CS: 0	PA: 34				
PITCHER	IP	WLS	BF	H	R	ER	SO	BB	IBB	HBP	BLK	WP	HR	S	P	ERA	WHIP										
Hideki Irabu, R ERA: 4.52 (1, 1)	7.0	W	28	3	2	1	1	3	0	0	0	1	1	61	101	1.29	0.857										
Ramiro Mendoza, R ERA: 4.43 (8, 1)	2.0	S	6	0	0	0	1	0	0	0	0	0	0	15	23	0.00	0.000										

Batter	1	2	3	4	5	6	7	8	9	AB	R	H	RBI	BB	SO	LOB	BOTTOM										
Chuck Knoblauch, R OBP: 0.365, SLG: 0.369 (1, 4)	1-2 L8		0-2 G6-3	3-2 SAFE BB 1B		1-1 SAFE 2B 2 SF8 1B		1-3 K		5	1	2	0	0	1	0	Anaheim Angels @ New York Yankees Yankee Stadium, Bronx, NY Sat Jun 19 1999, 7:05 PM EDT Att: 49,408 - Unknown - 75 F										
Bernie Williams, S OBP: 0.408, SLG: 0.482 (1, 8)	0-3 K		2-0 2B	4-0 SAFE BB		2-2 SAFE 2 SF8 2B		3-1 HR		4	2	3	2	1	1	0											
2 Derek Jeter, R OBP: 0.464, SLG: 0.641 (1, 6)	1-1 E6		3-1 FC3-6 2B 1B	0-0 P4		0-0 SAFE SF8		0-0 G4-3		4	1	1	2	0	0	3											
Tino Martinez, L OBP: 0.342, SLG: 0.435 (1, 3)	1-0 G4-3		4-0 FC3-6 BB	1-0 P4		2-3 SAFE L7				3	0	0	0	1	0	5											
Paul O'Neill, L OBP: 0.353, SLG: 0.438 (1, 9)		3-2 E8 G3 20 1B S	2-1 FC3-6 2B		0-0 1B		2-2 G6-3			4	1	1	0	0	0	3											
Chili Davis, S OBP: 0.416, SLG: 0.523 (1, 10)	1-2 G3		3-0 SAFE 2B		2-2 SAFE L8		0-0 G3-1			4	0	1	1	0	0	2											
20 Jorge Posada, S OBP: 0.301, SLG: 0.367 (1, 2)		0-0 3-H 1B	0-1 SAFE F7		0-0 SAFE L8		0-1 G5-3			4	0	1	1	0	0	3											
Shane Spencer, R OBP: 0.269, SLG: 0.296 Chad Curtis, R OBP: 0.346, SLG: 0.336 (9, 7)		0-1 SAFE P3		1-3 SAFE K		1-3 SAFE K		2-3 K		4	0	0	0	0	3	2											
Scott Brosius, R OBP: 0.285, SLG: 0.413 (1, 5)		0-1 G1-3		2-0 1B 1B		2-2 SAFE 1B 2B 1B		0-0 L8		4	1	2	0	0	0	1											
Inning Stats	R: 0 E: 1 K: 1 S: 10	H: 0 LOB: 1 BB: 0 P: 13	R: 1 E: 1 K: 0 S: 11	H: 1 LOB: 1 BB: 0 P: 15	R: 2 E: 0 K: 0 S: 11	H: 3 LOB: 2 BB: 1 P: 25	R: 0 E: 0 K: 1 S: 11	H: 2 LOB: 3 BB: 1 P: 22	R: 0 E: 0 K: 1 S: 8	H: 1 LOB: 1 BB: 0 P: 11	R: 2 E: 0 K: 0 S: 16	H: 3 LOB: 1 BB: 0 P: 25	R: 0 E: 0 K: 1 S: 6	H: 0 LOB: 0 BB: 0 P: 8	R: 1 E: 0 K: 1 S: 7	H: 1 LOB: 0 BB: 0 P: 11		R: 0 E: 0 K: 0 S: 9	H: 0 LOB: 0 BB: 0 P: 12	1B: 7 2B: 3 3B: 0 HR: 1	SF: 1 SAC: 0 DP: 0 HBP: 0	WP: 0 PB: 0 SB: 1 CS: 0	PA: 39				
PITCHER	IP	WLS	BF	H	R	ER	SO	BB	IBB	HBP	BLK	WP	HR	S	P	ERA	WHIP										
Omar Olivares, R ERA: 3.45 (1, 1)	5.0	L	29	10	5	4	3	2	0	0	0	0	0	60	100	7.20	2.400										
Mike Magnante, L ERA: 5.33 (6, 1)	2.0		6	0	0	0	1	0	0	0	0	0	0	13	19	0.00	0.000										
Al Levine, R ERA: 3.71 (8, 1)	1.0		4	1	1	1	1	0	0	0	0	0	1	7	11	9.00	1.000										

Batter	1	2	3	4	5	6	7	8	9	AB	R	H	RBI	BB	SO	LOB	TOP																					
Darin Erstad, L (1, 3) OBP: 0.301, SLG: 0.370	F8		P6-4 2B				K			5	0	3	2	0	1	2	Anaheim Angels @ New York Yankees Yankee Stadium, Bronx, NY Sun Jun 20 1999, 1:35 PM EDT Att: 55,626 - Cloudy - 72 F																					
Randy Velarde, R (1, 4) OBP: 0.392, SLG: 0.391	P4		P6-4 2-3f				F9			5	0	0	0	0	0	5																						
Mo Vaughn, L (1, 10) OBP: 0.348, SLG: 0.508	G4-3									3	0	0	0	1	1	0																						
Todd Greene, R (1, 9) OBP: 0.308, SLG: 0.503 Reggie Williams, S (8, PR) OBP: 0.198, SLG: 0.161		G5-3								3	0	0	0	0	0	1																						
16 Garret Anderson, L (1, 8) OBP: 0.290, SLG: 0.463										3	1	2	0	1	0	2																						
Troy Glaus, R (1, 5) OBP: 0.316, SLG: 0.455										4	0	0	0	0	2	6																						
Matt Luke, L (1, 7) Orlando Palmeiro, L (9, 7) OBP: 0.378, SLG: 0.327										4	1	2	2	0	1	0																						
Steve Decker, R (1, 2) OBP: 0.435, SLG: 0.389										3	0	0	0	1	1	1																						
Jeff Huson, L (1, 6) OBP: 0.286, SLG: 0.278										3	2	1	0	1	0	1																						
Inning Stats	R: 0 E: 0 K: 0 S: 3	H: 0 LOB: 0 BB: 0 P: 4	R: 2 E: 0 K: 1 S: 13	H: 2 LOB: 0 BB: 0 P: 18	R: 0 E: 0 K: 0 S: 8	H: 1 LOB: 0 BB: 0 P: 11	R: 0 E: 0 K: 1 S: 10	H: 1 LOB: 1 BB: 0 P: 15	R: 1 E: 0 K: 0 S: 12	H: 2 LOB: 1 BB: 0 P: 15	R: 0 E: 1 K: 0 S: 5	H: 0 LOB: 1 BB: 1 P: 12	R: 0 E: 0 K: 1 S: 12	H: 1 LOB: 2 BB: 1 P: 21	R: 0 E: 0 K: 1 S: 8	H: 0 LOB: 2 BB: 1 P: 14		R: 1 E: 0 K: 0 S: 12	H: 1 LOB: 1 BB: 1 P: 21	1B: 6 2B: 2 3B: 0 HR: 1	SF: 0 SAC: 0 DP: 3 HBP: 1	WP: 0 PB: 1 SB: 3 CS: 0	PA: 38															
PITCHER	IP	WLS	BF	H	R	ER	SO	BB	IBB	HBP	BLK	WP	HR	S	P	ERA	WHIP	PITCHER				IP	WLS	BF	H	R	ER	SO	BB	IBB	HBP	BLK	WP	HR	S	P	ERA	WHIP
David Cone, R (1, 1) ERA: 2.73	8.0	L	33	7	3	2	6	2	1	1	0	0	1	71	110	2.25	1.125																					
42 Mariano Rivera, R (9, 1) ERA: 1.63	1.0	S	5	1	1	1	0	1	0	0	0	0	0	12	21	9.00	2.000																					

AB 33
R 4
H 8
RBI 4
BB 4
SO 6
LOB 18



Batter	1	2	3	4	5	6	7	8	9	AB	R	H	RBI	BB	SO	LOB	BOTTOM																					
Chuck Knoblauch, R (1, 4) OBP: 0.359, SLG: 0.363	K		P6							4	0	0	0	0	1	1	Anaheim Angels @ New York Yankees Yankee Stadium, Bronx, NY Sun Jun 20 1999, 1:35 PM EDT Att: 55,626 - Cloudy - 72 F																					
Bernie Williams, S (1, 8) OBP: 0.408, SLG: 0.492	P6		HR							3	2	1	1	1	0	0																						
2 Derek Jeter, R (1, 6) OBP: 0.465, SLG: 0.638			G4-3							4	0	2	0	0	0	0																						
Tino Martinez, L (1, 3) OBP: 0.344, SLG: 0.434 Clay Bellinger, R (9, PR) OBP: 0.120, SLG: 0.160										3	0	1	1	1	0	0																						
Paul O'Neill, L (1, 9) OBP: 0.352, SLG: 0.436 Tony Tarasco, L (8, 9) OBP: 0.229, SLG: 0.226										0	0	0	0	0	0	0																						
Paul O'Neill, L (1, 9) OBP: 0.352, SLG: 0.436 Tony Tarasco, L (8, 9) OBP: 0.229, SLG: 0.226										3	0	1	0	0	0	2																						
Chili Davis, S (1, 10) OBP: 0.413, SLG: 0.516 Luis Sojo, R (8, PR) OBP: 0.203, SLG: 0.224										3	0	0	0	1	0	1																						
Luis Sojo, R (8, PR) OBP: 0.203, SLG: 0.224										0	0	0	0	0	0	0																						
Scott Brosius, R (1, 5) OBP: 0.284, SLG: 0.409										4	0	1	0	0	0	4																						
Chad Curtis, R (1, 7) OBP: 0.341, SLG: 0.327										3	0	0	0	0	0	1																						
Joe Girardi, R (1, 2) OBP: 0.213, SLG: 0.275 20 Jorge Posada, S (8, PH) OBP: 0.305, SLG: 0.371										2	0	0	0	0	0	1																						
Inning Stats	R: 0 E: 0 K: 1 S: 8	H: 1 LOB: 2 BB: 1 P: 16	R: 0 E: 0 K: 0 S: 6	H: 0 LOB: 0 BB: 0 P: 11	R: 1 E: 0 K: 0 S: 12	H: 1 LOB: 0 BB: 0 P: 18	R: 0 E: 0 K: 0 S: 3	H: 0 LOB: 0 BB: 0 P: 4	R: 0 E: 0 K: 0 S: 6	H: 1 LOB: 0 BB: 0 P: 6	R: 0 E: 0 K: 0 S: 6	H: 0 LOB: 0 BB: 0 P: 7	R: 0 E: 0 K: 0 S: 5	H: 1 LOB: 1 BB: 0 P: 8	R: 0 E: 0 K: 0 S: 11	H: 1 LOB: 0 BB: 0 P: 18	R: 1 E: 0 K: 0 S: 16	H: 2 LOB: 3 BB: 2 P: 29	1B: 6 2B: 1 3B: 0 HR: 1	SF: 0 SAC: 0 DP: 3 HBP: 0	WP: 0 PB: 0 SB: 0 CS: 0	PA: 34																
PITCHER	IP	WLS	BF	H	R	ER	SO	BB	IBB	HBP	BLK	WP	HR	S	P	ERA	WHIP	PITCHER				IP	WLS	BF	H	R	ER	SO	BB	IBB	HBP	BLK	WP	HR	S	P	ERA	WHIP
Tim Lincecum, R (1, 1) ERA: 6.41	8.0	W	28	5	1	1	1	1	0	0	0	0	1	57	88	1.12	0.750																					
Troy Percival, R (9, 1) ERA: 2.33	1.0	S	6	2	1	1	0	2	0	0	0	0	0	16	29	9.00	4.000																					

AB 31
R 2
H 7
RBI 2
BB 3
SO 1
LOB 12



Batter	1	2	3	4	5	6	7	8	9	AB	R	H	RBI	BB	SO	LOB	TOP										
Darin Erstad, L (1, 3) OBP: 0.300, SLG: 0.368	2-2 P5		2-0 P5			0-1 G6-4-3		2-2 3B		4	1	1	1	0	0	1	Anaheim Angels @ Seattle Mariners The Kingdome, Seattle, WA Tue Jun 22 1999, 10:05 PM EDT Att: 26,153 - Dome - 72 F										
Randy Velarde, R (1, 4) OBP: 0.384, SLG: 0.398	2-3 K			4-2 BB		3-2 L5		1-1 1B		3	1	1	1	1	1	0											
Mo Vaughn, L (1, 10) OBP: 0.342, SLG: 0.498	2-3 K			0-0 P5			1-0 L8	3-2 G4-3		4	0	0	0	0	1	2											
16 Garret Anderson, L (1, 8) OBP: 0.293, SLG: 0.467		1-1 F7		1-1 G3			2-1 2B	2-0 1B		4	0	2	1	0	0	1											
Troy Glaus, R (1, 5) OBP: 0.311, SLG: 0.448	2-3 K			1-3 K			1-2 G5-3	3-2 P4		4	0	0	0	0	2	3											
Matt Luke, L (1, 9) OBP: 0.500, SLG: 1.000	0-2 1B				2-0 F8		4-2 BB		1-1 HR	3	1	2	1	1	0	0											
Steve Decker, R (1, 2) OBP: 0.370, SLG: 0.318	0-1 F8				2-3 K		0-1 P3		2-1 G4-3	4	0	0	0	0	1	3											
Orlando Palmeiro, L (1, 7) OBP: 0.370, SLG: 0.319			0-1 F7		1-1 G4-3			2-2 G6-3	1-0 G6-3	4	0	0	0	0	0	0											
Gary Disarcina, R (1, 6) OBP: 0.500, SLG: 0.500			0-0 P2			2-1 G6-4-3		1-0 1B	1-1 F8	2	0	1	0	0	0	0											
Jeff Huson, L (8, PH) OBP: 0.291, SLG: 0.296										2	1	1	0	0	0	0											
Inning Stats	R: 0 E: 0 K: 2 S: 14	H: 0 LOB: 0 BB: 0 P: 20	R: 0 E: 0 K: 1 S: 10	H: 1 LOB: 1 BB: 0 P: 13	R: 0 E: 0 K: 0 S: 4	H: 0 LOB: 0 BB: 0 P: 6	R: 0 E: 0 K: 1 S: 13	H: 0 LOB: 1 BB: 1 P: 19	R: 0 E: 0 K: 1 S: 6	H: 0 LOB: 0 BB: 0 P: 11	R: 0 E: 0 K: 0 S: 7	H: 1 LOB: 0 BB: 0 P: 12	R: 0 E: 0 K: 0 S: 10	H: 1 LOB: 2 BB: 1 P: 18	R: 3 E: 0 K: 0 S: 18	H: 4 LOB: 1 BB: 0 P: 32	R: 1 E: 0 K: 0 S: 7	H: 1 LOB: 0 BB: 0 P: 12	1B: 4 2B: 2 3B: 1 HR: 1	SF: 0 SAC: 0 DP: 1 HBP: 0	WP: 0 PB: 0 SB: 0 CS: 1	PA: 36					
PITCHER	IP	WLS	BF	H	R	ER	SO	BB	IBB	HBP	BLK	WP	HR	S	P	ERA	WHIP										
Freddy Garcia, R (1, 1) ERA: 4.41	7.1	L	29	6	3	3	5	2	0	0	0	0	0	73	114	3.68	1.091										
Jeff Fassero, L (8, 1) ERA: 7.17	0.1		2	1	0	0	0	0	0	0	0	0	0	5	10	0.00	3.000										
2B Ken Cloude, R (8, 1) ERA: 6.95	0.1		1	0	0	0	0	0	0	0	0	0	0	4	7	0.00	0.000										
Allen Watson, L (9, 1) ERA: 4.46	1.0		4	1	1	1	0	0	0	0	0	0	1	7	12	9.00	1.000										

AB	34
R	4
H	8
RBI	4
BB	2
SO	5
LOB	10



Batter	1	2	3	4	5	6	7	8	9	AB	R	H	RBI	BB	SO	LOB	BOTTOM										
Brian Hunter, R (1, 7) OBP: 0.332, SLG: 0.363	2-2 P3		0-0 G6-3			2-1 S BB		4-2 2B		3	1	1	0	1	0	0	Anaheim Angels @ Seattle Mariners The Kingdome, Seattle, WA Tue Jun 22 1999, 10:05 PM EDT Att: 26,153 - Dome - 72 F										
Alex Rodriguez, R (1, 6) OBP: 0.423, SLG: 0.649	0-2 PB		2-2 G1-6-3			0-1 F9		0-2 G4-3		4	0	2	1	0	0	1											
Ken Griffey Jr., L (1, 8) OBP: 0.419, SLG: 0.668	2-3 K			1-0 F8		4-0 S BB		2-2 G4-3		3	0	0	0	1	1	2											
Edgar Martinez, R (1, 10) OBP: 0.447, SLG: 0.537	4-2 BB			4-2 G6-4-3		3-3 K		2-2 G6-3		2	0	0	0	2	1	3											
Butch Huskey, R (1, 3) OBP: 0.384, SLG: 0.575	0-0 F8			2-1 G6-4-3		3-3 K		2-2 L9		4	0	0	0	0	1	6											
Raul Ibanez, L (1, 9) OBP: 0.349, SLG: 0.325		3-1 G6-3			3-3 K		0-0 G1-3		0-3 K	4	0	0	0	0	2	0											
Dan Wilson, R (1, 2) OBP: 0.336, SLG: 0.432		1-0 G5-3			2-1 1B		1-2 2B		1-2 G6-3	3	1	2	0	0	0	0											
Tom Lampkin, L (9, PH) OBP: 0.364, SLG: 0.500										1	0	0	0	0	0	0											
David Bell, R (1, 4) OBP: 0.323, SLG: 0.489		0-1 G4-3			1-1 2B		3-1 G6-3		0-3 K	3	0	1	1	0	0	1											
John Mabry, L (9, PH) OBP: 0.297, SLG: 0.395						2H				1	0	0	0	0	1	0											
Russ Davis, R (1, 5) OBP: 0.276, SLG: 0.471			0-1 F9			1-1 F9		2-2 G5-3		3	0	0	0	0	0	1											
Inning Stats	R: 0 E: 0 K: 1 S: 14	H: 1 LOB: 2 BB: 1 P: 22	R: 0 E: 0 K: 0 S: 5	H: 0 LOB: 0 BB: 0 P: 9	R: 0 E: 0 K: 0 S: 6	H: 0 LOB: 0 BB: 0 P: 8	R: 0 E: 0 K: 0 S: 5	H: 0 LOB: 1 BB: 1 P: 12	R: 1 E: 0 K: 1 S: 9	H: 2 LOB: 0 BB: 0 P: 16	R: 0 E: 0 K: 2 S: 12	H: 1 LOB: 2 BB: 1 P: 24	R: 0 E: 0 K: 0 S: 9	H: 1 LOB: 1 BB: 0 P: 15	R: 1 E: 0 K: 0 S: 18	H: 1 LOB: 1 BB: 1 P: 28	R: 0 E: 0 K: 2 S: 9	H: 0 LOB: 0 BB: 0 P: 10	1B: 3 2B: 3 3B: 0 HR: 0	SF: 0 SAC: 0 DP: 1 HBP: 0	WP: 0 PB: 1 SB: 2 CS: 0	PA: 35					
PITCHER	IP	WLS	BF	H	R	ER	SO	BB	IBB	HBP	BLK	WP	HR	S	P	ERA	WHIP										
Steve Sparks, R (1, 1) ERA: 5.02	3.0		11	1	0	0	1	1	0	0	0	0	0	25	39	0.00	0.667										
Shigetoshi Hasegawa, R (4, 1) ERA: 4.13	3.0		12	3	1	1	3	2	0	0	0	0	0	26	52	3.00	1.667										
Mark Petkovsek, R (7, 1) ERA: 1.87	2.0	W	9	2	1	1	0	1	0	0	0	0	0	27	43	4.50	1.500										
Troy Percival, R (9, 1) ERA: 2.25	1.0	S	3	0	0	0	2	0	0	0	0	0	0	9	10	0.00	0.000										



AB	31
R	2
H	6
RBI	2
BB	4
SO	6
LOB	14

Batter	1	2	3	4	5	6	7	8	9	AB	R	H	RBI	BB	SO	LOB	TOP				
Darin Erstad, L (1, 3) OBP: 0.299, SLG: 0.375	2-2 HR		2-2 G4-3		1-2 F7		2-2 G4-3		1-1 P6	5	1	1	1	0	0	0	Anaheim Angels @ Seattle Mariners The Kingdome, Seattle, WA Wed Jun 23 1999, 10:35 PM EDT Att: 25,087 - Dome - 72 F				
Randy Velarde, R (1, 4) OBP: 0.365, SLG: 0.402	1-0 L8		0-1 G1-3		2-0 2B 1B		1-3 K		0-0 2B	5	0	2	0	0	1	0					
Mo Vaughn, L (1, 10) OBP: 0.343, SLG: 0.498	1-2 1B BB HBP		0-0 G6-3		1-1 2B		1-3 K		3-2 L6	4	0	1	0	0	1	1					
Todd Greene, R (1, 9) OBP: 0.306, SLG: 0.500	2-3 K			1-0 FC3-6 2B	0-3 K			0-0 G6-3	1-0 P6	5	1	1	0	0	2	4					
16 Garret Anderson, L (1, 8) OBP: 0.299, SLG: 0.471	4-2 BB			4-1 FC3-6 BB	2-2 G4-3			2-1 F9 1B 2B		2	1	1	0	2	0	2					
Troy Glaus, R (1, 5) OBP: 0.306, SLG: 0.440	1-3 K			1-3 K		0-0 G1-3		0-0 F9		4	0	0	0	0	2	5					
Matt Luke, L (1, 7) OBP: 0.438, SLG: 0.800		2-3 K		0-0 FC3-6 2B 1-2 2-3	0-2 G3			1-2 1B 1B		4	0	1	1	0	1	2					
Matt Walbeck, S (1, 2) OBP: 0.308, SLG: 0.349		2-1 L6		0-0 2B	2-0 1B			2-2 1B		4	0	3	1	0	0	0					
Gary Disarcina, R (1, 6) OBP: 0.200, SLG: 0.200		0-1 G5-3		0-0 G1-3		2-3 K		1-3 K		3	0	0	0	0	1	3					
Jeff Huson, L (8, PH) OBP: 0.287, SLG: 0.293						0-0 SAFE				1	0	0	0	0	1	2					
Inning Stats	R: 1 E: 0 K: 2 S: 15	H: 1 LOB: 2 BB: 1 P: 26	R: 0 E: 0 K: 1 S: 7	H: 0 LOB: 0 BB: 0 P: 11	R: 0 E: 0 K: 0 S: 7	H: 0 LOB: 0 BB: 0 P: 9	R: 1 E: 0 K: 1 S: 9	H: 2 LOB: 1 BB: 1 P: 15	R: 0 E: 0 K: 1 S: 14	H: 1 LOB: 1 BB: 0 P: 12	R: 0 E: 0 K: 2 S: 9	H: 0 LOB: 0 BB: 0 P: 13	R: 1 E: 0 K: 1 S: 14	H: 3 LOB: 2 BB: 0 P: 20	R: 0 E: 0 K: 0 S: 7	H: 1 LOB: 1 BB: 0 P: 12	1B: 4 2B: 5 3B: 0 HR: 1	SF: 0 SAC: 0 DP: 0 HBP: 1	WP: 0 PB: 0 SB: 0 CS: 0	PA: 40	
PITCHER	IP WLS BF H R ER SO BB IBB HBP BLK WP HR S P ERA WHIP	IP WLS BF H R ER SO BB IBB HBP BLK WP HR S P ERA WHIP	IP WLS BF H R ER SO BB IBB HBP BLK WP HR S P ERA WHIP	IP WLS BF H R ER SO BB IBB HBP BLK WP HR S P ERA WHIP	IP WLS BF H R ER SO BB IBB HBP BLK WP HR S P ERA WHIP	IP WLS BF H R ER SO BB IBB HBP BLK WP HR S P ERA WHIP	IP WLS BF H R ER SO BB IBB HBP BLK WP HR S P ERA WHIP	IP WLS BF H R ER SO BB IBB HBP BLK WP HR S P ERA WHIP	IP WLS BF H R ER SO BB IBB HBP BLK WP HR S P ERA WHIP	IP WLS BF H R ER SO BB IBB HBP BLK WP HR S P ERA WHIP	IP WLS BF H R ER SO BB IBB HBP BLK WP HR S P ERA WHIP	IP WLS BF H R ER SO BB IBB HBP BLK WP HR S P ERA WHIP	IP WLS BF H R ER SO BB IBB HBP BLK WP HR S P ERA WHIP	IP WLS BF H R ER SO BB IBB HBP BLK WP HR S P ERA WHIP	IP WLS BF H R ER SO BB IBB HBP BLK WP HR S P ERA WHIP	IP WLS BF H R ER SO BB IBB HBP BLK WP HR S P ERA WHIP	IP WLS BF H R ER SO BB IBB HBP BLK WP HR S P ERA WHIP	IP WLS BF H R ER SO BB IBB HBP BLK WP HR S P ERA WHIP	IP WLS BF H R ER SO BB IBB HBP BLK WP HR S P ERA WHIP	IP WLS BF H R ER SO BB IBB HBP BLK WP HR S P ERA WHIP	IP WLS BF H R ER SO BB IBB HBP BLK WP HR S P ERA WHIP

AB	37
R	3
H	10
RBI	3
BB	2
SO	9
LOB	19



Batter	1	2	3	4	5	6	7	8	9	AB	R	H	RBI	BB	SO	LOB	BOTTOM				
Brian Hunter, R (1, 7) OBP: 0.330, SLG: 0.361	0-2 G6-3			1-2 F9		1-2 SF8		3-2 E4		4	0	1	3	0	0	1	Anaheim Angels @ Seattle Mariners The Kingdome, Seattle, WA Wed Jun 23 1999, 10:35 PM EDT Att: 25,087 - Dome - 72 F				
Alex Rodriguez, R (1, 6) OBP: 0.411, SLG: 0.632	3-1 G6-3	1-2 2-3 3-H 1B		0-0 F8		3-H F9		0-1 SF8		4	0	0	1	0	0	4					
Ken Griffey Jr., L (1, 8) OBP: 0.415, SLG: 0.659	3-1 P5			3-2 F7		0-1 BB 1B		3-3 K		5	0	1	0	0	1	2					
Edgar Martinez, R (1, 10) OBP: 0.448, SLG: 0.534		2-0 BB 1B 1B		4-2 2B 1B BB		1-0 P5		0-0 G6-3		3	2	1	0	1	0	1					
Butch Huskey, R (1, 3) OBP: 0.386, SLG: 0.569		4-1 1B BB E BB		0-0 F8		4-2 1 SAFE BB		2-1 L6		2	1	0	0	2	0	1					
Charles Gipson, R (8, 9) OBP: 0.357, SLG: 0.462		1-2 E BB		1-2 BB		1-2 BB				0	0	0	0	0	0	0					
John Mabry, L (1, 9) OBP: 0.296, SLG: 0.398		3-2 F7		3-1 1B 2B		0-1 F8		3-1 G4-3		4	1	1	0	0	0	4					
David Bell, R (1, 4) OBP: 0.329, SLG: 0.491		4-0 E 1B 1B BB		0-2 2-H 3-H 1B		2-2 L4		1-2 1B E 1B		3	2	2	2	1	0	2					
Dan Wilson, R (1, 2) OBP: 0.347, SLG: 0.439		3-2 1B E 1B		0-3 K		1-2 1B SF8 1B		2-2 E WP SF8 1B		4	2	3	1	0	1	1					
Russ Davis, R (1, 5) OBP: 0.276, SLG: 0.467		0-0 E5 1B		1-3 K		3-2 1B SAFE		3-3 K		4	0	1	1	0	2	4					
Inning Stats	R: 0 E: 0 K: 0 S: 7	H: 0 LOB: 0 BB: 0 P: 13	R: 3 E: 1 K: 0 S: 15	H: 3 LOB: 2 BB: 2 P: 36	R: 2 E: 0 K: 1 S: 15	H: 2 LOB: 1 BB: 1 P: 25	R: 0 E: 0 K: 1 S: 7	H: 0 LOB: 0 BB: 0 P: 9	R: 0 E: 0 K: 0 S: 10	H: 1 LOB: 2 BB: 1 P: 17	R: 1 E: 0 K: 1 S: 19	H: 2 LOB: 1 BB: 0 P: 27	R: 0 E: 0 K: 0 S: 5	H: 0 LOB: 0 BB: 0 P: 10	R: 2 E: 1 K: 1 S: 19	H: 2 LOB: 1 BB: 0 P: 32	1B: 9 2B: 1 3B: 0 HR: 0	SF: 2 SAC: 0 DP: 1 HBP: 0	WP: 3 PB: 0 SB: 0 CS: 0	PA: 39	
PITCHER	IP WLS BF H R ER SO BB IBB HBP BLK WP HR S P ERA WHIP	IP WLS BF H R ER SO BB IBB HBP BLK WP HR S P ERA WHIP	IP WLS BF H R ER SO BB IBB HBP BLK WP HR S P ERA WHIP	IP WLS BF H R ER SO BB IBB HBP BLK WP HR S P ERA WHIP	IP WLS BF H R ER SO BB IBB HBP BLK WP HR S P ERA WHIP	IP WLS BF H R ER SO BB IBB HBP BLK WP HR S P ERA WHIP	IP WLS BF H R ER SO BB IBB HBP BLK WP HR S P ERA WHIP	IP WLS BF H R ER SO BB IBB HBP BLK WP HR S P ERA WHIP	IP WLS BF H R ER SO BB IBB HBP BLK WP HR S P ERA WHIP	IP WLS BF H R ER SO BB IBB HBP BLK WP HR S P ERA WHIP	IP WLS BF H R ER SO BB IBB HBP BLK WP HR S P ERA WHIP	IP WLS BF H R ER SO BB IBB HBP BLK WP HR S P ERA WHIP	IP WLS BF H R ER SO BB IBB HBP BLK WP HR S P ERA WHIP	IP WLS BF H R ER SO BB IBB HBP BLK WP HR S P ERA WHIP	IP WLS BF H R ER SO BB IBB HBP BLK WP HR S P ERA WHIP	IP WLS BF H R ER SO BB IBB HBP BLK WP HR S P ERA WHIP	IP WLS BF H R ER SO BB IBB HBP BLK WP HR S P ERA WHIP	IP WLS BF H R ER SO BB IBB HBP BLK WP HR S P ERA WHIP	IP WLS BF H R ER SO BB IBB HBP BLK WP HR S P ERA WHIP	IP WLS BF H R ER SO BB IBB HBP BLK WP HR S P ERA WHIP	IP WLS BF H R ER SO BB IBB HBP BLK WP HR S P ERA WHIP



Batter	1	2	3	4	5	6	7	8	9	AB	R	H	RBI	BB	SO	LOB	TOP					
Darin Erstad, L (1, 3) OBP: 0.306, SLG: 0.378	G4-3		HR		1B 16 SF8		G3	HR	FC4-2 HR	3	4	1	1	3	0	0	Anaheim Angels @ Seattle Mariners The Kingdome, Seattle, WA Thu Jun 24 1999, 10:05 PM EDT Att: 26,431 - Dome - 72 F					
Randy Velarde, R (1, 4) OBP: 0.375, SLG: 0.424	F 1B		HR		1B 16 SF8		2B	HR	FC4-2 HR	6	3	5	4	0	0	2						
Mo Vaughn, L (1, 10) OBP: 0.356, SLG: 0.540	E9 1B		F8		1B		2B	HR	HR	6	2	5	6	0	0	0						
Todd Greene, R (1, 9) OBP: 0.299, SLG: 0.487 Andy Sheets, R (8, 6) OBP: 0.250, SLG: 0.313	P6		G1-3		P5		K	F8	G1-3	5	0	0	0	0	1	7						
16 Garret Anderson, L (1, 8) OBP: 0.297, SLG: 0.468	K		G4-3		SF8		K	1B		4	0	1	1	0	2	4						
Troy Glaus, R (1, 5) OBP: 0.308, SLG: 0.437					G5-3					4	0	1	0	1	0	2						
Reggie Williams, S (1, 7) Orlando Palmeiro, L (8, PH) OBP: 0.371, SLG: 0.321		F8			1B					3	0	1	0	0	0	1						
Matt Walbeck, S (1, 2) OBP: 0.305, SLG: 0.340		F7			F8				B1-3	4	1	0	0	1	0	2						
Gary Disarcina, R (1, 6) OBP: 0.125, SLG: 0.125 Matt Luke, L (8, PH) OBP: 0.500, SLG: 0.813		K			L4				2B FC4-2 1B	3	0	0	0	0	1	2						
Inning Stats	R: 0 E: 1 K: 13 S: 13	H: 2 LOB: 2 BB: 0 P: 15	R: 0 E: 0 K: 1 S: 6	H: 0 LOB: 1 BB: 1 P: 14	R: 2 E: 0 K: 0 S: 11	H: 1 LOB: 0 BB: 1 P: 23	R: 0 E: 0 K: 0 S: 10	H: 1 LOB: 1 BB: 0 P: 12	R: 1 E: 0 K: 0 S: 11	H: 2 LOB: 2 BB: 1 P: 19	R: 0 E: 0 K: 2 S: 7	H: 0 LOB: 0 BB: 0 P: 10	R: 0 E: 0 K: 1 S: 11	H: 2 LOB: 0 BB: 0 P: 16	R: 6 E: 0 K: 0 S: 18	H: 5 LOB: 2 BB: 3 P: 36		R: 3 E: 0 K: 0 S: 12	H: 3 LOB: 0 BB: 0 P: 19	1B: 11 2B: 2 3B: 0 HR: 3	SF: 1 SAC: 0 DP: 0 HBP: 0	WP: 1 PB: 0 SB: 0 CS: 0
PITCHER	IP	WLS	BF	H	R	ER	SO	BB	IBB	HBP	BLK	WP	HR	S	P	ERA	WHIP					
Jeff Fassero, L (1, 1) ERA: 6.99	6.0		27	6	3	3	2	3	0	0	0	0	1	58	93	4.50	1.500					
Jose Paniagua, R (7, 1) ERA: 3.53	1.1		9	3	3	3	2	2	0	0	0	1	0	18	33	20.25	3.750					
Jose Mesa, R (8, 1) ERA: 8.01	0.1	L	5	3	3	3	0	1	0	0	0	0	1	6	12	81.00	12.000					
28 Ken Cloude, R (8, 1) ERA: 7.19	1.0		6	3	2	2	0	0	0	0	0	0	0	14	21	18.00	3.000					
Allen Watson, L (9, 1) ERA: 4.64	0.1		2	1	1	1	0	0	0	0	0	0	1	3	5	27.00	3.000					

Batter	1	2	3	4	5	6	7	8	9	AB	R	H	RBI	BB	SO	LOB	BOTTOM					
Brian Hunter, R (1, 7) OBP: 0.327, SLG: 0.357	WP G4-3 1B	SF8		P9		F8			G5-3	3	1	0	1	1	0	2	Anaheim Angels @ Seattle Mariners The Kingdome, Seattle, WA Thu Jun 24 1999, 10:05 PM EDT Att: 26,431 - Dome - 72 F					
Alex Rodriguez, R (1, 6) OBP: 0.416, SLG: 0.650	G4-3 WP 1B	S		HR		F8			G6-3	5	2	3	3	0	0	0						
Ken Griffey Jr., L (1, 8) OBP: 0.410, SLG: 0.650 Raul Ibanez, L (8, 9) OBP: 0.341, SLG: 0.317	K	K		F8		G4-3			F8	4	0	0	0	0	2	3						
Edgar Martinez, R (1, 10) OBP: 0.441, SLG: 0.524	G4-3	K				F9				4	0	0	1	0	2	2						
Butch Huskey, R (1, 3) OBP: 0.381, SLG: 0.561 John Mabry, L (7, 3) OBP: 0.299, SLG: 0.401	K			F8		G6-3			FC5-4 1B	3	0	0	0	0	1	0						
David Bell, R (1, 4) OBP: 0.328, SLG: 0.485	P3			G4-6-3 BB		G6-3			FC5-4 1B	3	0	0	0	1	0	2						
Dan Wilson, R (1, 2) OBP: 0.350, SLG: 0.437		2B 1B BB		G4-6-3		1B			F8	3	1	1	0	1	0	2						
Russ Davis, R (1, 5) OBP: 0.276, SLG: 0.470 David Segui, S (8, PH) OBP: 0.358, SLG: 0.461		1B SF8 2B		F9		K			1B	3	1	1	0	0	1	1						
Charles Gipson, R (1, 9) OBP: 0.412, SLG: 0.500 Tom Lampkin, L (8, PH) OBP: 0.360, SLG: 0.494		1B S		HR		F9			P7	3	2	2	1	0	0	1						
Inning Stats	R: 2 E: 0 K: 2 S: 19	H: 1 LOB: 1 BB: 1 P: 29	R: 3 E: 0 K: 2 S: 20	H: 3 LOB: 1 BB: 1 P: 34	R: 0 E: 0 K: 0 S: 6	H: 0 LOB: 0 BB: 1 P: 14	R: 2 E: 0 K: 0 S: 10	H: 2 LOB: 0 BB: 0 P: 18	R: 0 E: 0 K: 1 S: 9	H: 1 LOB: 1 BB: 0 P: 12	R: 0 E: 0 K: 1 S: 10	H: 0 LOB: 0 BB: 0 P: 17	R: 0 E: 0 K: 0 S: 13	H: 2 LOB: 2 BB: 0 P: 20	R: 0 E: 0 K: 0 S: 7	H: 0 LOB: 0 BB: 0 P: 13		1B: 7 2B: 1 3B: 0 HR: 1	SF: 1 SAC: 0 DP: 1 HBP: 0	WP: 1 PB: 1 SB: 2 CS: 0	PA: 39	
PITCHER	IP	WLS	BF	H	R	ER	SO	BB	IBB	HBP	BLK	WP	HR	S	P	ERA	WHIP					
Chuck Finley, L (1, 1) ERA: 4.56	4.0		21	6	7	6	4	3	0	0	0	0	1	55	95	13.50	2.250					
Shigetoshi Hasegawa, R (5, 1) ERA: 3.86	2.1		8	1	0	0	1	0	0	0	0	0	0	17	23	0.00	0.429					
Scott Schoeneweis, L (7, 1) ERA: 4.2	0.2	W	3	1	0	0	1	0	0	0	0	0	0	9	16	0.00	1.500					
Mark Petkovsek, R (8, 1) ERA: 1.77	2.0	S	7	1	0	0	0	0	0	0	0	0	0	18	29	0.00	0.500					

Anaheim Angels @ Seattle Mariners
 The Kingdome, Seattle, WA
 Thu Jun 24 1999, 10:05 PM EDT
 Att: 26,431 - Dome - 72 F

AB	42
R	12
H	16
RBI	12
BB	6
SO	4
LOB	22



Batter	1	2	3	4	5	6	7	8	9	AB	R	H	RBI	BB	SO	LOB	TOP					
Tony Phillips, S (1, 4) OBP: 0.360, SLG: 0.482	G3		F7						G4-6-3	4	0	1	0	1	0	1	Oakland Athletics @ Anaheim Angels Edison International Field, Anaheim, CA Sat Jun 26 1999, 10:05 PM EDT Att: 29,957 - Unknown - 68 F					
Miguel Tejada, R (1, 6) OBP: 0.341, SLG: 0.438	G6-3		HR				L7			4	1	1	0	0	0	3						
Ben Grieve, L (1, 7) OBP: 0.339, SLG: 0.416	HR		HR		CS		K2-3			3	2	1	1	1	1	1						
Jason Giambi, L (1, 3) OBP: 0.379, SLG: 0.494	F8		HR					F8		3	1	1	3	1	0	0						
John Jaha, R (1, 10) OBP: 0.406, SLG: 0.607 Tim Hudson, R (8, PR) OBP: 1.000, SLG: 1.000			G5-3		G6-4-3					2	0	0	0	2	0	1						
Matt Stairs, L (1, 9) OBP: 0.341, SLG: 0.506										0	0	0	0	0	0	0						
Mike Macfarlane, R (1, 2) A.J. Hinch, R (7, 2) OBP: 0.234, SLG: 0.294										3	0	1	0	1	1	1						
Eric Chavez, L (1, 5) OBP: 0.336, SLG: 0.398										3	0	1	0	1	0	0						
Ryan Christenson, R (1, 8) OBP: 0.255, SLG: 0.247 Tim Raines, S (9, PH) OBP: 0.341, SLG: 0.330										3	0	1	0	0	0	2						
Inning Stats	R: 1 E: 0 K: 0 S: 9	H: 1 LOB: 0 BB: 0 P: 15	R: 0 E: 0 K: 0 S: 8	H: 0 LOB: 2 BB: 3 P: 22	R: 3 E: 0 K: 0 S: 11	H: 3 LOB: 1 BB: 1 P: 21	R: 0 E: 0 K: 0 S: 8	H: 1 LOB: 1 BB: 1 P: 14	R: 0 E: 0 K: 0 S: 5	H: 0 LOB: 0 BB: 1 P: 14	R: 0 E: 0 K: 0 S: 7	H: 0 LOB: 0 BB: 0 P: 10	R: 0 E: 0 K: 1 S: 10	H: 1 LOB: 0 BB: 0 P: 16	R: 0 E: 0 K: 2 S: 11	H: 0 LOB: 1 BB: 1 P: 22		R: 0 E: 0 K: 0 S: 5	H: 1 LOB: 0 BB: 0 P: 8	1B: 4 2B: 2 3B: 0 HR: 2	SF: 0 SAC: 0 DP: 3 HBP: 0	WP: 0 PB: 0 SB: 0 CS: 1
PITCHER	IP	WLS	BF	H	R	ER	SO	BB	IBB	HBP	BLK	WP	HR	S	P	ERA	WHIP					
Tim Lincecum, R (1, 1) ERA: 6.53	4.0	3.1	20	5	4	4	0	5	0	0	0	0	2	36	72	9.00	2.500					
Mike Magnante, L (5, 1) ERA: 5.13	3.1	W	11	1	0	0	1	1	0	0	0	0	0	24	43	0.00	0.600					
Shigetoshi Hasegawa, R (8, 1) ERA: 3.75	0.2	H	3	0	0	0	2	1	0	0	0	0	0	9	19	0.00	1.500					
Troy Percival, R (9, 1) ERA: 2.1	1.0	S	3	1	0	0	0	0	0	0	0	0	0	5	8	0.00	1.000					

AB	30
R	4
H	7
RBI	4
BB	7
SO	3
LOB	14



Batter	1	2	3	4	5	6	7	8	9	AB	R	H	RBI	BB	SO	LOB	BOTTOM				
Darin Erstad, L (1, 7) OBP: 0.313, SLG: 0.383	G4-3		1B						G4-3	5	1	2	0	0	0	1	Oakland Athletics @ Anaheim Angels Edison International Field, Anaheim, CA Sat Jun 26 1999, 10:05 PM EDT Att: 29,957 - Unknown - 68 F				
Randy Velarde, R (1, 4) OBP: 0.372, SLG: 0.420	G6-3		1B							4	0	1	1	0	0	1					
Mo Vaughn, L (1, 3) OBP: 0.352, SLG: 0.527 Reggie Williams, S (7, PR) OBP: 0.200, SLG: 0.176	P5		F8							3	0	0	0	1	1	2					
16 Garret Anderson, L (1, 8) OBP: 0.299, SLG: 0.465										4	2	3	1	0	0	0					
Todd Greene, R (1, 10) OBP: 0.292, SLG: 0.471										4	0	0	0	0	1	4					
Steve Decker, R (1, 2) OBP: 0.387, SLG: 0.360										3	1	1	1	1	1	2					
Troy Glaus, R (1, 5) OBP: 0.303, SLG: 0.431										4	0	0	0	0	2	3					
Orlando Palmeiro, L (1, 9) OBP: 0.376, SLG: 0.326										3	0	2	1	1	0	0					
Gary Disarcina, R (1, 6) OBP: 0.286, SLG: 0.231										3	1	1	1	1	0	2					
Inning Stats	R: 0 E: 0 K: 0 S: 7	H: 0 LOB: 0 BB: 0 P: 12	R: 0 E: 0 K: 1 S: 9	H: 0 LOB: 0 BB: 0 P: 14	R: 1 E: 0 K: 1 S: 12	H: 3 LOB: 2 BB: 0 P: 18	R: 2 E: 0 K: 0 S: 11	H: 3 LOB: 1 BB: 0 P: 15	R: 0 E: 0 K: 1 S: 8	H: 0 LOB: 0 BB: 0 P: 13	R: 0 E: 0 K: 0 S: 10	H: 2 LOB: 2 BB: 2 P: 22	R: 1 E: 0 K: 1 S: 9	H: 2 LOB: 2 BB: 1 P: 19	R: 0 E: 0 K: 1 S: 6	H: 0 LOB: 1 BB: 1 P: 13		1B: 8 2B: 2 3B: 0 HR: 0	SF: 0 SAC: 0 DP: 0 HBP: 0	WP: 1 PB: 0 SB: 0 CS: 0	PA: 37
PITCHER	IP	WLS	BF	H	R	ER	SO	BB	IBB	HBP	BLK	WP	HR	S	P	ERA	WHIP				
Gil Herreria, R (1, 1) ERA: 5.52	5.1	L	24	7	4	4	3	1	0	0	0	0	0	9	23	9.00	2.000				
Brad Rigby, R (6, 1) ERA: 4.3	1.0	L	6	2	1	1	0	0	2	0	0	0	0	1	1	∞	∞				
Buddy Groom, L (7, 1) ERA: 7.45	0.0		1	1	0	0	0	0	0	0	0	0	0	1	1	∞	∞				
Chad Harville, R (7, 1) ERA:	1.2		6	0	0	0	2	1	0	0	0	1	0	11	22	0.00	0.600				

AB	33
R	5
H	10
RBI	5
BB	4
SO	5
LOB	15



Batter	1	2	3	4	5	6	7	8	9	AB	R	H	RBI	BB	SO	LOB	TOP				
Tony Phillips, S OBP: 0.355, SLG: 0.474	F7		L6			G1-3	FC6		P6	5	0	0	0	0	0	3	Oakland Athletics @ Anaheim Angels Edison International Field, Anaheim, CA Sun Jun 27 1999, 8:05 PM EDT Att: 31,782 - Unknown - 72 F livebaseballscores.com				
Miguel Tejada, R OBP: 0.336, SLG: 0.430	F9		G6-3			F8		G1-3	K	5	0	0	0	0	1						
Ben Grieve, L OBP: 0.344, SLG: 0.417				BB				G4-3	F7	4	0	2	0	1	0						
Jason Giambi, L OBP: 0.378, SLG: 0.489	P5					G4-3		L4		3	0	0	0	1	0						
John Jaha, R OBP: 0.403, SLG: 0.598		G5-3	G5-3						K	3	1	0	0	1	1						
Matt Stairs, L OBP: 0.346, SLG: 0.520				HR					L7	3	1	2	1	1	0						
Eric Chavez, L OBP: 0.335, SLG: 0.392									G4-3	3	0	0	0	1	1						
Ryan Christenson, R OBP: 0.297, SLG: 0.245										1	0	0	1	1	0						
Tim Raines, S OBP: 0.346, SLG: 0.346									S	1	1	1	0	0	0						
A.J. Hinch, R OBP: 0.236, SLG: 0.295										3	0	1	0	0	1						
Olmedo Saenz, R OBP: 0.353, SLG: 0.409										1	0	1	1	0	0						
Jorge Velandia, R OBP: 0.207, SLG: 0.241										0	0	0	0	0	0						
Inning Stats	R: 0 E: 0 K: 0 S: 7	H: 0 LOB: 1 BB: 1 P: 17	R: 0 E: 0 K: 1 S: 16	H: 1 LOB: 2 BB: 1 P: 27	R: 0 E: 0 K: 0 S: 13	H: 1 LOB: 2 BB: 1 P: 22	R: 1 E: 0 K: 1 S: 8	H: 1 LOB: 0 BB: 0 P: 14	R: 0 E: 0 K: 0 S: 13	H: 1 LOB: 1 BB: 0 P: 21	R: 0 E: 0 K: 0 S: 6	H: 0 LOB: 0 BB: 0 P: 12	R: 0 E: 0 K: 1 S: 8	H: 0 LOB: 0 BB: 0 P: 11	R: 1 E: 0 K: 1 S: 18	H: 2 LOB: 1 BB: 0 P: 24	1B: 5 2B: 2 3B: 0 HR: 1	SF: 1 SAC: 0 DP: 1 HBP: 0	WP: 0 PB: 0 SB: 1 CS: 0	PA: 39	
PITCHER	IP	WLS	BF	H	R	ER	SO	BB	IBB	HBP	BLK	WP	HR	S	P	ERA	WHIP				
Steve Sparks, R ERA: 4.93	5.0	W	25	4	2	2	2	6	0	0	0	0	1	59	115	3.60	2.000				
Mark Petkovsek, R ERA: 1.53	3.0	H	9	1	0	0	1	0	0	0	0	0	0	20	33	0.00	0.333				
Troy Percival, R ERA: 2.32	1.0	S	5	2	1	1	1	0	0	0	0	0	0	18	24	9.00	2.000				

Oakland Athletics @ Anaheim Angels
Edison International Field, Anaheim, CA
Sun Jun 27 1999, 8:05 PM EDT
Att: 31,782 - Unknown - 72 F

AB 32
R 3
H 7
RBI 3
BB 6
SO 4
LOB 12



Batter	1	2	3	4	5	6	7	8	9	AB	R	H	RBI	BB	SO	LOB	BOTTOM				
Darin Erstad, L OBP: 0.312, SLG: 0.388		L4							L8	4	1	1	0	0	0	1	Oakland Athletics @ Anaheim Angels Edison International Field, Anaheim, CA Sun Jun 27 1999, 8:05 PM EDT Att: 31,782 - Unknown - 72 F livebaseballscores.com				
Randy Velarde, R OBP: 0.377, SLG: 0.423									G6-3	3	1	2	1	1	0						
Mo Vaughn, L OBP: 0.355, SLG: 0.527										4	1	2	0	0	1						
Todd Greene, R OBP: 0.291, SLG: 0.467									L1	4	1	1	1	0	0						
16 Garret Anderson, L OBP: 0.305, SLG: 0.473										4	0	3	1	0	0						
Steve Decker, R OBP: 0.371, SLG: 0.345										4	0	1	0	0	0						
Troy Glaus, R OBP: 0.302, SLG: 0.429										4	0	1	0	0	1						
Reggie Williams, S OBP: 0.205, SLG: 0.184										4	0	1	0	0	1						
Andy Sheets, R OBP: 0.246, SLG: 0.308										3	0	0	0	0	0						
Inning Stats	R: 4 E: 0 K: 1 S: 19	H: 6 LOB: 1 BB: 0 P: 28	R: 0 E: 0 K: 1 S: 10	H: 0 LOB: 1 BB: 1 P: 19	R: 0 E: 0 K: 0 S: 6	H: 2 LOB: 1 BB: 0 P: 10	R: 0 E: 0 K: 0 S: 8	H: 2 LOB: 2 BB: 0 P: 12	R: 0 E: 0 K: 0 S: 4	H: 0 LOB: 0 BB: 0 P: 7	R: 0 E: 0 K: 1 S: 6	H: 0 LOB: 0 BB: 0 P: 10	R: 0 E: 0 K: 0 S: 8	H: 1 LOB: 1 BB: 0 P: 10	R: 0 E: 0 K: 0 S: 12	H: 1 LOB: 1 BB: 0 P: 21		1B: 10 2B: 1 3B: 1 HR: 0	SF: 0 SAC: 0 DP: 1 HBP: 0	WP: 0 PB: 0 SB: 0 CS: 1	PA: 35
PITCHER	IP	WLS	BF	H	R	ER	SO	BB	IBB	HBP	BLK	WP	HR	S	P	ERA	WHIP				
Kenny Rogers, L ERA: 3.86	8.0	L	35	12	4	4	3	1	0	0	0	0	0	73	117	4.50	1.625				

Oakland Athletics @ Anaheim Angels
Edison International Field, Anaheim, CA
Sun Jun 27 1999, 8:05 PM EDT
Att: 31,782 - Unknown - 72 F

AB 34
R 4
H 12
RBI 3
BB 1
SO 3
LOB 12




Batter	1	2	3	4	5	6	7	8	9	AB R H RBI BB SO LOB	TOP											
Mark McLemore, S (1.4) OBP: 0.366, SLG: 0.365	F7		G6-3	K		F8			G5-3 BB	4 0 0 0 1 1 0	Texas Rangers @ Anaheim Angels Edison International Field, Anaheim, CA Mon Jun 28 1999, 10:05 PM EDT Att: 20,539 - Unknown - 72 F livebaseballscorecards.com											
Ivan Rodriguez, R (1.2) OBP: 0.336, SLG: 0.508	HR		F7	G4-3		K2-3			G5-3	5 1 1 0 0 1 1												
29 Rusty Greer, L (1.7) OBP: 0.368, SLG: 0.442	F8		G4-3		F7		F8		F9	5 0 0 0 0 0 2												
Juan Gonzalez, R (1.9) Scarborough Green, S (9.8)	HR			BB 1B	HR		K		K	5 3 3 2 0 2 1 0 0 0 0 0 0 0												
Rafael Palmeiro, L (1.10) OBP: 0.435, SLG: 0.633	G4-3			P5	HR		2B			4 1 2 2 0 0 1												
Todd Zeile, R (1.5) OBP: 0.334, SLG: 0.462		F8		BB 1B	1B		F7			3 1 1 0 1 0 1												
Roberto Kelly, R (1.8) OBP: 0.368, SLG: 0.444 (9.9)		G4-3		HR BB	P4			G6-3		3 1 0 0 1 0 1												
Lee Stevens, L (1.3) OBP: 0.380, SLG: 0.545				HR 1B	K			G6-3		3 1 1 2 1 1 1												
Royce Clayton, R (1.6) OBP: 0.281, SLG: 0.335		F9		HR		K		G4-3		4 1 1 3 0 1 1												
Inning Stats	R: 2 E: 0 K: 0 S: 12	H: 2 LOB: 0 BB: 0 P: 17	R: 0 E: 0 K: 0 S: 10	H: 0 LOB: 1 BB: 1 P: 19	R: 0 E: 0 K: 1 S: 8	H: 0 LOB: 0 BB: 0 P: 14	R: 5 E: 0 K: 1 S: 19	H: 3 LOB: 0 BB: 2 P: 35	R: 2 E: 0 K: 2 S: 12	H: 3 LOB: 1 BB: 0 P: 23	R: 0 E: 0 K: 1 S: 9	H: 0 LOB: 0 BB: 0 P: 12	R: 0 E: 0 K: 1 S: 8	H: 1 LOB: 1 BB: 0 P: 13	R: 0 E: 0 K: 0 S: 6	H: 0 LOB: 0 BB: 0 P: 9	R: 0 E: 0 K: 1 S: 9	H: 0 LOB: 1 BB: 1 P: 19	1B: 5 2B: 1 3B: 0 HR: 3	SF: 0 SAC: 0 DP: 0 HBP: 0	WP: 0 PB: 0 SB: 0 CS: 0	PA: 40
PITCHER	IP WLS BF H R ER SO BB IBB HBP BLK WP HR S P ERA WHIP											PITCHER	IP WLS BF H R ER SO BB IBB HBP BLK WP HR S P ERA WHIP									
Chuck Finley, L (1.1) ERA: 5.17	4.1 L 23 7 9 9 1 3 0 0 0 0 3 55 96 18.69 2.308											Al Levine, R (5.1) ERA: 3.41	4.2 17 2 0 0 5 1 0 0 0 0 0 38 65 0.00 0.643									

Batter	1	2	3	4	5	6	7	8	9	AB R H RBI BB SO LOB	BOTTOM											
Darin Erstad, L (1.7) OBP: 0.314, SLG: 0.389	K		1B		F8					4 0 2 0 0 1 0	Texas Rangers @ Anaheim Angels Edison International Field, Anaheim, CA Mon Jun 28 1999, 10:05 PM EDT Att: 20,539 - Unknown - 72 F livebaseballscorecards.com											
Randy Velarde, R (1.4) OBP: 0.380, SLG: 0.426	G6-3		1B			G6-4-3 1B			G6-3	3 0 2 0 0 0 0 1 0 0 0 0 0 1												
Andy Sheets, R (8.4) OBP: 0.245, SLG: 0.306			1B																			
Mo Vaughn, L (1.3) OBP: 0.351, SLG: 0.520	F9		K			G6-4-3 1-2			G1-6-3 BB	3 0 0 0 0 1 3 0 0 0 0 1 0 0												
Steve Decker, R (8.3) OBP: 0.389, SLG: 0.345																						
16 Garret Anderson, L (1.8) OBP: 0.302, SLG: 0.468		G4-3			F8				G1-6-3 1-2	3 0 0 0 0 0 0 1 0 0 0 0 0 1												
Reggie Williams, S (8.8) OBP: 0.200, SLG: 0.179						F9																
Todd Greene, R (1.10) OBP: 0.295, SLG: 0.481		FC5 G3 1B			G6-3			G5-3		4 1 2 1 0 0 0												
Jeff Huson, L (1.5) OBP: 0.301, SLG: 0.307		G3						G6-3		4 0 1 0 0 0 1												
Matt Walbeck, S (1.2) OBP: 0.292, SLG: 0.325		FC5																				
Bret Hemphill, S (8.2)																						
Orlando Palmeiro, L (1.9) OBP: 0.371, SLG: 0.320			G5-3			P4			G6-3	3 0 0 0 0 0 0												
Gary Disarcina, R (1.6) OBP: 0.235, SLG: 0.188			F9			G5-3			G6-3	3 0 0 0 0 0 0												
Inning Stats	R: 0 E: 0 K: 1 S: 9	H: 0 LOB: 0 BB: 0 P: 14	R: 0 E: 0 K: 0 S: 11	H: 1 LOB: 1 BB: 0 P: 17	R: 0 E: 0 K: 1 S: 15	H: 2 LOB: 2 BB: 0 P: 23	R: 0 E: 0 K: 0 S: 5	H: 1 LOB: 1 BB: 0 P: 9	R: 0 E: 0 K: 0 S: 8	H: 0 LOB: 0 BB: 0 P: 14	R: 0 E: 0 K: 0 S: 6	H: 1 LOB: 0 BB: 0 P: 10	R: 0 E: 0 K: 0 S: 6	H: 0 LOB: 0 BB: 0 P: 7	R: 0 E: 0 K: 0 S: 10	H: 1 LOB: 0 BB: 0 P: 13	R: 1 E: 0 K: 0 S: 11	H: 1 LOB: 0 BB: 1 P: 15	1B: 6 2B: 0 3B: 0 HR: 1	SF: 0 SAC: 0 DP: 2 HBP: 0	WP: 0 PB: 0 SB: 0 CS: 0	PA: 33
PITCHER	IP WLS BF H R ER SO BB IBB HBP BLK WP HR S P ERA WHIP											PITCHER	IP WLS BF H R ER SO BB IBB HBP BLK WP HR S P ERA WHIP									
Mike Morgan, R (1.1) ERA: 5.18	9.0 W 33 7 1 1 2 1 0 0 0 0 1 81 122 1.00 0.889																					

Batter	1	2	3	4	5	6	7	8	9	AB	R	H	RBI	BB	SO	LOB	TOP				
Mark McLemore, S (1, 4) OBP: 0.368, SLG: 0.363	F8		L9			F8		WP HR		4	1	1	0	2	0	2	Texas Rangers @ Anaheim Angels Edison International Field, Anaheim, CA Tue Jun 29 1999, 10:05 PM EDT Att: 22,274 - Unknown - 76 F				
Ivan Rodriguez, R (1, 2) OBP: 0.335, SLG: 0.498	G4-3		F8	G4-3				F9	L9	5	0	0	0	1	0	6					
29 Rusty Greer, L (1, 7) OBP: 0.369, SLG: 0.438			F7							3	1	0	0	2	0	3					
Juan Gonzalez, R (1, 9) OBP: 0.361, SLG: 0.616	L8									4	2	2	3	1	0	1					
Rafael Palmeiro, L (1, 10) OBP: 0.437, SLG: 0.632		K								5	1	3	0	0	1	0					
Todd Zeile, R (1, 5) OBP: 0.339, SLG: 0.465	G6-3									5	0	3	0	0	0	2					
Lee Stevens, L (1, 3) OBP: 0.381, SLG: 0.543										3	0	1	1	1	1	4					
Roberto Kelly, R (1, 8) OBP: 0.362, SLG: 0.435										5	0	1	1	0	0	3					
Royce Clayton, R (1, 6) OBP: 0.284, SLG: 0.343										5	0	2	0	0	0	2					
Inning Stats	R: 0 E: 0 K: 0 S: 7	H: 0 LOB: 1 BB: 1 P: 15	R: 0 E: 0 K: 1 S: 9	H: 1 LOB: 1 BB: 0 P: 14	R: 0 E: 0 K: 0 S: 9	H: 1 LOB: 1 BB: 0 P: 12	R: 2 E: 1 K: 0 S: 15	H: 3 LOB: 3 BB: 2 P: 29	R: 0 E: 0 K: 0 S: 4	H: 2 LOB: 2 BB: 0 P: 10	R: 0 E: 0 K: 0 S: 10	H: 1 LOB: 2 BB: 1 P: 17	R: 3 E: 0 K: 1 S: 21	H: 4 LOB: 2 BB: 1 P: 38	R: 0 E: 0 K: 0 S: 5	H: 0 LOB: 1 BB: 1 P: 12	1B: 11 2B: 1 3B: 0 HR: 1	SF: 1 SAC: 0 DP: 0 HBP: 0	WP: 1 PB: 0 SB: 0 CS: 0	PA: 47	
PITCHER	IP	WLS	BF	H	R	ER	SO	BB	IBB	HBP	BLK	WP	HR	S	P	ERA	WHIP				
Omar Olivares, R (1, 1) ERA: 3.39	5.1	L	27	8	2	2	1	3	0	0	0	0	0	51	83	3.38	2.062				
Shigetoshi Hasegawa, R (6, 1) ERA: 3.79	2.1		11	2	1	1	0	2	0	0	0	1	0	20	38	3.86	1.714				
Scott Schoeneweis, L (8, 1) ERA: 4.65	0.0		1	0	0	0	0	1	0	0	0	0	0	1	5	∞	∞				
Mark Petkovsek, R (8, 1) ERA: 1.8	1.1		8	3	2	2	1	1	0	0	0	0	1	17	32	13.50	3.000				

AB	39
R	5
H	13
RBI	5
BB	7
SO	2
LOB	23



Batter	1	2	3	4	5	6	7	8	9	AB	R	H	RBI	BB	SO	LOB	BOTTOM				
Darin Erstad, L (1, 7) OBP: 0.313, SLG: 0.386	K					K			K	3	0	0	0	1	3	0	Texas Rangers @ Anaheim Angels Edison International Field, Anaheim, CA Tue Jun 29 1999, 10:05 PM EDT Att: 22,274 - Unknown - 76 F				
Randy Velarde, R (1, 4) OBP: 0.375, SLG: 0.420	F9		G4-3			F7			K	4	0	0	0	0	1	2					
Mo Vaughn, L (1, 3) OBP: 0.346, SLG: 0.513	K									3	0	0	0	0	3	0					
16 Garret Anderson, L (1, 8) OBP: 0.299, SLG: 0.463		F8								3	0	0	0	0	2	0					
Todd Greene, R (1, 10) OBP: 0.291, SLG: 0.475		G4-3								3	0	0	0	0	0	0					
Troy Glaus, R (1, 5) OBP: 0.299, SLG: 0.424		G5-3								3	0	0	0	0	0	0					
Matt Walbeck, S (1, 2) OBP: 0.293, SLG: 0.331										3	0	1	0	0	1	0					
Orlando Palmeiro, L (1, 9) OBP: 0.365, SLG: 0.315										3	0	0	0	0	0	1					
Gary Disarcina, R (1, 6) OBP: 0.211, SLG: 0.167										2	0	0	0	0	0	1					
Jeff Huson, L (9, PH) OBP: 0.298, SLG: 0.303										1	0	0	0	0	0	0					
Inning Stats	R: 0 E: 0 K: 2 S: 10	H: 0 LOB: 0 BB: 0 P: 14	R: 0 E: 0 K: 0 S: 6	H: 0 LOB: 0 BB: 0 P: 10	R: 0 E: 0 K: 0 S: 7	H: 1 LOB: 1 BB: 1 P: 14	R: 0 E: 0 K: 2 S: 9	H: 0 LOB: 0 BB: 0 P: 11	R: 0 E: 0 K: 1 S: 6	H: 0 LOB: 0 BB: 0 P: 9	R: 0 E: 0 K: 2 S: 10	H: 0 LOB: 0 BB: 0 P: 15	R: 0 E: 0 K: 1 S: 11	H: 0 LOB: 0 BB: 0 P: 15	R: 0 E: 0 K: 2 S: 9	H: 0 LOB: 0 BB: 0 P: 12	1B: 0 2B: 1 3B: 0 HR: 0	SF: 0 SAC: 0 DP: 0 HBP: 0	WP: 0 PB: 0 SB: 0 CS: 0	PA: 29	
PITCHER	IP	WLS	BF	H	R	ER	SO	BB	IBB	HBP	BLK	WP	HR	S	P	ERA	WHIP				
John Burkett, R (1, 1) ERA: 6.23	7.0	W	23	1	0	0	7	1	0	0	0	0	0	54	82	0.00	0.286				
59 Jeff Zimmerman, R (8, 1) ERA: 9.96	1.0		3	0	0	0	1	0	0	0	0	0	0	11	15	0.00	0.000				
John Wetteland, R (9, 1) ERA: 4.01	1.0		3	0	0	0	2	0	0	0	0	0	0	9	12	0.00	0.000				

AB	28
R	0
H	1
RBI	0
BB	1
SO	10
LOB	4



Batter	1	2	3	4	5	6	7	8	9	AB	R	H	RBI	BB	SO	LOB	TOP					
Darin Erstad, L (1,7) OBP: 0.321, SLG: 0.392			E1 G3 1B			2B		G4-3		5	1	3	2	0	0	1	Anaheim Angels @ Oakland Athletics Network Associates Coliseum, Oakland, CA Sat Jul 03 1999, 9:15 PM EDT Att: 50,916 - Unknown - 65 F livebaseballscorecards.com					
Randy Velarde, R (1,4) OBP: 0.386, SLG: 0.429			G3 1B			K		G5-3		5	1	2	1	0	2	2						
Mo Vaughn, L (1,3) OBP: 0.345, SLG: 0.502			G3 1B			K		G4-3		5	0	2	1	0	1	3						
16 Garret Anderson, L (1,8) OBP: 0.305, SLG: 0.460			G4-6-3 1B			G4-3		G4-3		4	0	1	1	1	0	3						
Todd Greene, R (1,10) OBP: 0.280, SLG: 0.452		P9	P4																			
Jeff Huson, L (6,PH) OBP: 0.290, SLG: 0.295																						
Bret Hemphill, S (1,2) OBP: 0.500, SLG: 0.500		G3	G4-3																			
Troy Glaus, R (1,5) OBP: 0.300, SLG: 0.422		F9																				
Orlando Palmeiro, L (1,9) OBP: 0.372, SLG: 0.332																						
Gary Disarcina, R (1,6) OBP: 0.281, SLG: 0.300																						
Inning Stats	R: 0 E: 0 K: 1 S: 8	H: 2 LOB: 1 BB: 0 P: 8	R: 0 E: 0 K: 0 S: 7	H: 0 LOB: 0 BB: 0 P: 11	R: 2 E: 1 K: 0 S: 17	H: 3 LOB: 3 BB: 1 P: 27	R: 0 E: 0 K: 0 S: 7	H: 0 LOB: 0 BB: 0 P: 10	R: 0 E: 0 K: 2 S: 15	H: 1 LOB: 1 BB: 0 P: 21	R: 5 E: 0 K: 1 S: 23	H: 7 LOB: 2 BB: 0 P: 33	R: 0 E: 0 K: 2 S: 8	H: 0 LOB: 0 BB: 0 P: 9	R: 0 E: 0 K: 0 S: 8	H: 0 LOB: 0 BB: 0 P: 10	R: 0 E: 0 K: 1 S: 7	H: 0 LOB: 0 BB: 0 P: 9	1B: 9 2B: 4 3B: 0 HR: 0	SF: 0 SAC: 0 DP: 1 HBP: 0	WP: 0 PB: 0 SB: 0 CS: 0	PA: 41
PITCHER	IP WLS BF H R ER SO BB IBB HBP BLK WP HR S P ERA WHIP																					
Gil Heredia, R (1,1) ERA: 5.77	5.2 W 28 10 6 6 3 0 0 1 0 0 0 0 0 68 95 9.53 1.765																					
Tim Worrell, R (6,1) ERA: 4.33	1.0 6 3 1 1 2 0 0 0 0 0 0 0 0 14 21 9.00 3.000																					
Buddy Groom, L (7,1) ERA: 7.84	0.1 H 1 0 0 0 1 0 0 0 0 0 0 0 0 3 3 0.00 0.000																					
Brad Rigby, R (8,1) ERA: 4.22	1.0 H 3 0 0 0 0 0 0 0 0 0 0 0 0 8 10 0.00 0.000																					
Billy Taylor, R (9,1) ERA: 2.65	1.0 S 3 0 0 0 1 0 0 0 0 0 0 0 0 7 9 0.00 0.000																					

Batter	1	2	3	4	5	6	7	8	9	AB	R	H	RBI	BB	SO	LOB	BOTTOM			
Tony Phillips, S (1,4) OBP: 0.357, SLG: 0.463			E HBP 1B							3	2	1	0	2	0	1	Anaheim Angels @ Oakland Athletics Network Associates Coliseum, Oakland, CA Sat Jul 03 1999, 9:15 PM EDT Att: 50,916 - Unknown - 65 F livebaseballscorecards.com			
Jorge Velandria, R (8,4) OBP: 0.206, SLG: 0.235			BB 1B							0	0	0	0	0	0	0				
Miguel Tejada, R (1,6) OBP: 0.326, SLG: 0.429			K							5	1	2	2	0	2	3				
Olmedo Saenz, R (1,5) OBP: 0.357, SLG: 0.403			G4-3							3	1	1	1	1	0	2				
John Jaha, R (1,10) OBP: 0.409, SLG: 0.603			HBP 1B							5	1	3	4	0	1	4				
Jason Giambi, L (1,3) OBP: 0.385, SLG: 0.484			G4-3							3	0	0	0	2	1	3				
Tim Raines, S (1,7) OBP: 0.348, SLG: 0.333		CS BB	P4							4	0	0	0	1	0	7				
Ryan Christenson, R (1,8) OBP: 0.279, SLG: 0.270			K							4	2	2	0	0	1	1				
Jason McDonald, S (1,9) OBP: 0.299, SLG: 0.254			L8							3	1	2	0	0	0	0				
A.J. Hinch, R (1,2) OBP: 0.243, SLG: 0.301			HBP BB 1B							3	1	1	0	0	0	2				
Inning Stats	R: 1 E: 0 K: 1 S: 13	H: 2 LOB: 1 BB: 0 P: 22	R: 0 E: 0 K: 1 S: 6	H: 0 LOB: 0 BB: 1 P: 11	R: 1 E: 1 K: 2 S: 16	H: 1 LOB: 3 BB: 1 P: 28	R: 6 E: 1 K: 1 S: 19	H: 4 LOB: 0 BB: 1 P: 31	R: 0 E: 0 K: 0 S: 7	H: 2 LOB: 0 BB: 0 P: 8	R: 0 E: 0 K: 0 S: 12	H: 1 LOB: 2 BB: 2 P: 23	R: 0 E: 0 K: 0 S: 5	H: 1 LOB: 1 BB: 0 P: 6	R: 0 E: 0 K: 0 S: 12	H: 1 LOB: 2 BB: 1 P: 22	1B: 8 2B: 3 3B: 0 HR: 1	SF: 0 SAC: 2 DP: 1 HBP: 1	WP: 0 PB: 0 SB: 0 CS: 2	PA: 42
PITCHER	IP WLS BF H R ER SO BB IBB HBP BLK WP HR S P ERA WHIP																			
Chuck Finley, L (1,1) ERA: 5.52	3.1 L 22 7 8 6 4 3 0 1 0 0 0 0 0 48 83 16.20 3.000																			
Scott Schoeneweis, L (4,1) ERA: 5.24	1.2 6 2 1 1 1 0 0 0 0 0 0 0 0 13 17 5.40 1.200																			
Al Levine, R (6,1) ERA: 3.16	2.2 12 3 0 0 0 2 0 0 0 0 0 0 0 23 40 0.00 1.875																			
Jarrod Washburn, L (8,1) ERA:	0.1 2 0 0 0 0 1 0 0 0 0 0 0 0 6 11 0.00 3.000																			



Batter	1	2	3	4	5	6	7	8	9	AB	R	H	RBI	BB	SO	LOB	TOP		
Darin Erstad, L (1, 8) OBP: 0.322, SLG: 0.390	G5-3		K	SAFE SAFE			K			4	0	1	0	1	2	1	Anaheim Angels @ Oakland Athletics Network Associates Coliseum, Oakland, CA Sun Jul 04 1999, 4:05 PM EDT Att: 19,721 - Unknown - 70 F livebaseballscorecards.com		
Randy Velarde, R (1, 4) OBP: 0.386, SLG: 0.426	G4-3		16 2B	SAFE SAFE	G5-4-3		1B	G6-4-3		4	1	1	0	1	0	5			
Mo Vaughn, L (1, 3) OBP: 0.349, SLG: 0.504	16 1B		K						F8	5	0	3	1	0	1	1			
16 Garret Anderson, L (1, 10) OBP: 0.309, SLG: 0.465	1-2 1B		BB		G1-6-3		P5		HR	5	1	3	1	0	0	3			
Troy Glaus, R (1, 5) OBP: 0.302, SLG: 0.431	K		BB		P4		K		HR	4	1	1	2	1	2	4			
Orlando Palmeiro, L (1, 7) OBP: 0.372, SLG: 0.326		P7				K		BB	K	3	1	0	0	2	2	0			
Reggie Williams, S (1, 9) OBP: 0.212, SLG: 0.265	G6-3		K			K		G4-3	F8	4	0	0	0	1	2	3			
Matt Walbeck, S (1, 2) OBP: 0.297, SLG: 0.325					F9					3	0	1	0	1	1	0			
Gary Disarcina, R (1, 6) OBP: 0.306, SLG: 0.353	FC6-4				1B			G4-3		4	1	2	1	0	0	3			
Inning Stats	R: 0 H: 2 E: 0 K: 1 S: 10	H: 2 LOB: 2 BB: 0 P: 16	R: 0 H: 1 E: 0 K: 0 S: 10	LOB: 1 BB: 0 P: 18	R: 1 H: 2 E: 0 K: 3 S: 18	LOB: 2 BB: 2 P: 30	R: 0 H: 2 E: 0 K: 0 S: 14	H: 2 LOB: 1 BB: 0 P: 20	R: 0 H: 0 E: 0 K: 3 S: 10	LOB: 0 BB: 0 P: 15	R: 1 H: 2 E: 0 K: 2 S: 13	H: 2 LOB: 2 BB: 1 P: 20	R: 1 H: 0 E: 0 K: 0 S: 4	LOB: 2 BB: 4 P: 22	R: 2 H: 2 E: 0 K: 1 S: 8	H: 2 LOB: 0 BB: 0 P: 19	1B: 9 2B: 2 3B: 0 HR: 1	SF: 0 SAC: 0 DP: 3 HBP: 0	WP: 0 PA: 43 PB: 0 SB: 0 CS: 0
PITCHER	IP	WLS	BF	H	R	ER	SO	BB	IBB	HBP	BLK	WP	HR	S	P	ERA	WHIP		
Mike Oquist, R (1, 1) ERA: 4.99	6.0	L	27	9	2	2	7	2	0	0	0	0	0	69	111	3.00	1.833		
Doug Jones, R (7, 1) ERA: 3.41	0.2		4	1	0	0	1	1	0	0	0	0	0	8	14	0.00	3.000		
Chad Harville, R (7, 1) ERA: 7.71	0.1		3	0	1	1	1	2	0	0	0	0	0	5	13	27.00	6.000		
Brad Rigby, R (8, 1) ERA: 4.45	1.1		7	2	2	2	0	1	1	0	0	0	1	6	23	13.50	2.250		
Buddy Groom, L (9, 1) ERA: 7.59	0.2		2	0	0	0	1	0	0	0	0	0	0	4	8	0.00	0.000		

Batter	1	2	3	4	5	6	7	8	9	AB	R	H	RBI	BB	SO	LOB	BOTTOM				
Jason McDonald, S (1, 8) OBP: 0.300, SLG: 0.250	F9					F9				2	0	0	0	1	0	0	Anaheim Angels @ Oakland Athletics Network Associates Coliseum, Oakland, CA Sun Jul 04 1999, 4:05 PM EDT Att: 19,721 - Unknown - 70 F livebaseballscorecards.com				
Tim Raines, S (8, PH) OBP: 0.345, SLG: 0.330										1	0	0	0	0	0	0					
Ryan Christenson, R (9, 8) OBP: 0.278, SLG: 0.270										0	0	0	0	0	0	0					
Miguel Tejada, R (1, 6) OBP: 0.325, SLG: 0.430	F7				G6-4-3	G4-3			F7	4	1	1	0	0	0	1					
Ben Grieve, L (1, 7) OBP: 0.337, SLG: 0.405	G6-3				L7	P5			F7	4	0	0	0	0	0	1					
Jason Giambi, L (1, 3) OBP: 0.389, SLG: 0.488									SF8	2	1	2	1	1	0	0					
John Jaha, R (1, 10) OBP: 0.406, SLG: 0.596									K	4	0	1	0	0	2	2					
Matt Stairs, L (1, 9) OBP: 0.337, SLG: 0.494									K	3	0	0	0	0	1	3					
Ramon Hernandez, R (1, 2) OBP: 0.500, SLG: 0.667									K	3	0	0	0	0	1	3					
3 Eric Chavez, L (1, 5) OBP: 0.330, SLG: 0.398									K	3	0	1	1	0	1	0					
Jorge Velandia, R (1, 4) OBP: 0.194, SLG: 0.222										2	0	0	0	0	0	2					
Tony Phillips, S (8, PH) OBP: 0.356, SLG: 0.461										1	0	0	0	0	0	0					
Inning Stats	R: 0 H: 0 E: 0 K: 0 S: 3	H: 0 LOB: 0 BB: 0 P: 7	R: 0 H: 0 E: 0 K: 0 S: 6	LOB: 0 BB: 1 P: 11	R: 0 H: 0 E: 0 K: 1 S: 8	LOB: 0 BB: 0 P: 11	R: 0 H: 0 E: 0 K: 0 S: 4	H: 0 LOB: 0 BB: 1 P: 9	R: 1 H: 3 E: 0 K: 1 S: 13	LOB: 2 BB: 0 P: 25	R: 0 H: 0 E: 0 K: 0 S: 5	H: 0 LOB: 0 BB: 0 P: 5	R: 0 H: 1 E: 0 K: 1 S: 6	LOB: 1 BB: 0 P: 11	R: 0 H: 0 E: 0 K: 1 S: 9	LOB: 0 BB: 0 P: 13	R: 1 H: 1 E: 0 K: 1 S: 8	H: 1 LOB: 0 BB: 0 P: 13	1B: 4 2B: 1 3B: 0 HR: 0	SF: 1 SAC: 0 DP: 2 HBP: 0	WP: 0 PA: 32 PB: 0 SB: 0 CS: 0
PITCHER	IP	WLS	BF	H	R	ER	SO	BB	IBB	HBP	BLK	WP	HR	S	P	ERA	WHIP				
Omar Olivares, R (1, 1) ERA: 3.27	9.0	W	32	5	2	2	5	2	0	0	0	0	0	62	105	2.00	0.778				

Anaheim Angels @ Oakland Athletics
 Network Associates Coliseum, Oakland, CA
 Sun Jul 04 1999, 4:05 PM EDT
 Att: 19,721 - Unknown - 70 F

AB 36
 R 5
 H 12
 RBI 5
 BB 7
 SO 10
 LOB 20



Anaheim Angels @ Oakland Athletics
 Network Associates Coliseum, Oakland, CA
 Sun Jul 04 1999, 4:05 PM EDT
 Att: 19,721 - Unknown - 70 F


AB 29
 R 2
 H 5
 RBI 2
 BB 2
 SO 5
 LOB 12



Batter	1	2	3	4	5	6	7	8	9	AB	R	H	RBI	BB	SO	LOB	TOP					
Brian Hunter, R OBP: 0.321, SLG: 0.369	P6	1B		P6		G6-4-3				5	0	2	0	0	0	1						
David Bell, R OBP: 0.338, SLG: 0.481	G6-3	P4		G6-3		SF9		K		4	0	0	1	0	1	1						
Ken Griffey Jr., L OBP: 0.412, SLG: 0.636 Charles Gibson, R OBP: 0.450, SLG: 0.556	HR		K	F7		1B		P4		5	1	2	1	0	1	0						
Alex Rodriguez, R OBP: 0.394, SLG: 0.633 Rafael Bourquiel, R OBP: 0.370, SLG: 0.521	HR	1B		HR		F8		HR	1B	5	4	4	2	0	0	2						
Edgar Martinez, R OBP: 0.442, SLG: 0.546	HR		BB	BB		K		HR		4	2	2	4	1	1	0						
David Segui, S OBP: 0.370, SLG: 0.471	1B		BB			L9		L7		4	0	1	0	1	0	0						
John Mabry, L OBP: 0.294, SLG: 0.408	K		K			K		HR		5	1	1	1	0	4	3						
Dan Wilson, R OBP: 0.332, SLG: 0.400		F9	G6-3			1B	BB	K		4	1	1	0	0	1	2						
Russ Davis, R OBP: 0.288, SLG: 0.472	K			HR		1B	BB	G6-4-3		2	1	1	1	2	1	0						
Inning Stats	R: 3 E: 0 K: 1 S: 15	H: 4 LOB: 1 BB: 0 P: 24	R: 0 E: 0 K: 1 S: 9	H: 1 LOB: 1 BB: 0 P: 15	R: 1 E: 0 K: 2 S: 13	H: 1 LOB: 2 BB: 2 P: 25	R: 1 E: 0 K: 0 S: 8	H: 1 LOB: 0 BB: 0 P: 14	R: 1 E: 0 K: 2 S: 10	H: 3 LOB: 2 BB: 1 P: 25	R: 1 E: 0 K: 1 S: 8	H: 1 LOB: 0 BB: 0 P: 13	R: 0 E: 0 K: 1 S: 6	H: 0 LOB: 0 BB: 1 P: 11	R: 2 E: 0 K: 1 S: 11	H: 2 LOB: 0 BB: 0 P: 20	1B: 7 2B: 0 3B: 0 HR: 7	SF: 1 SAC: 0 DP: 1 HBP: 0	WP: 0 PB: 0 SB: 0 CS: 0	PA: 43		
PITCHER	IP	WLS	BF	H	R	ER	SO	BB	IBB	HBP	BLK	WP	HR	S	P	ERA	WHIP					
Shigetoshi Hasegawa, R ERA: 4.25	(1, 1)	2.1	L	15	6	4	3	3	2	0	0	0	0	2	32	51	15.43	3.429				
Jarrod Washburn, L ERA: 9.0	(3, 1)	2.2		13	4	3	3	3	1	0	0	0	0	1	19	34	10.12	1.875				
Al Levine, R ERA: 3.15	(6, 1)	3.0		10	2	1	1	2	1	0	0	0	0	1	11	20	3.00	1.000				
Mike Holtz, L ERA: 6.75	(9, 1)	1.0		5	2	2	2	1	0	0	0	0	0	1	11	20	18.00	2.000				

Seattle Mariners @ Anaheim Angels
Edison International Field, Anaheim, CA
Mon Jul 05 1999, 10:05 PM EDT
Att: 36,987 - Unknown - 78 F

AB 38
R 10
H 14
RBI 10
BB 4
SO 9
LOB 9



Batter	1	2	3	4	5	6	7	8	9	AB	R	H	RBI	BB	SO	LOB	BOTTOM					
Darin Erstad, L OBP: 0.318, SLG: 0.385	K		K		K			F7		4	0	0	0	0	3	0						
Randy Velarde, R OBP: 0.384, SLG: 0.424	G5-3		K			P3		1B		4	0	1	0	0	1	0						
Mo Vaughn, L OBP: 0.355, SLG: 0.502	BB		BB			16 FC4-6 BB		K		1	0	0	0	3	1	1						
16 Garret Anderson, L OBP: 0.306, SLG: 0.459	F8		G1-3			FC4-6		K		4	0	0	0	0	1	3						
Steve Decker, R OBP: 0.395, SLG: 0.324		1B	BB		F8			G5-3		4	0	1	0	0	1	1						
Troy Glaus, R OBP: 0.301, SLG: 0.426		1B	BB		F9			F9		3	0	0	0	1	0	0						
Todd Greene, R OBP: 0.276, SLG: 0.446		K			K			K		3	0	0	0	0	3	2						
Matt Walbeck, S OBP: 0.297, SLG: 0.326					F7			G6-3		3	0	1	0	0	0	0						
Gary Disarcina, R OBP: 0.282, SLG: 0.324		K			L8			F8		3	0	0	0	0	1	2						
Inning Stats	R: 0 E: 0 K: 1 S: 11	H: 0 LOB: 1 BB: 1 P: 16	R: 0 E: 0 K: 2 S: 11	H: 2 LOB: 2 BB: 1 P: 20	R: 0 E: 0 K: 2 S: 11	H: 0 LOB: 1 BB: 1 P: 21	R: 0 E: 0 K: 1 S: 8	H: 0 LOB: 0 BB: 0 P: 13	R: 0 E: 0 K: 1 S: 7	H: 0 LOB: 0 BB: 0 P: 12	R: 0 E: 0 K: 1 S: 11	H: 0 LOB: 1 BB: 1 P: 22	R: 0 E: 0 K: 1 S: 8	H: 0 LOB: 0 BB: 0 P: 11	R: 0 E: 0 K: 1 S: 7	H: 1 LOB: 1 BB: 0 P: 13	R: 0 E: 0 K: 1 S: 7	H: 0 LOB: 0 BB: 0 P: 9	1B: 3 2B: 0 3B: 0 HR: 0	SF: 0 SAC: 0 DP: 0 HBP: 0	WP: 0 PB: 0 SB: 0 CS: 0	PA: 33
PITCHER	IP	WLS	BF	H	R	ER	SO	BB	IBB	HBP	BLK	WP	HR	S	P	ERA	WHIP					
Jeff Fassero, L ERA: 6.67	(1, 1)	8.0	W	30	3	0	10	4	0	0	0	0	0	74	128	0.00	0.875					
Paul Abbott, R ERA: 4.0	(9, 1)	1.0		3	0	0	0	1	0	0	0	0	0	7	9	0.00	0.000					

Seattle Mariners @ Anaheim Angels
Edison International Field, Anaheim, CA
Mon Jul 05 1999, 10:05 PM EDT
Att: 36,987 - Unknown - 78 F

AB 29
R 0
H 3
RBI 0
BB 4
SO 11
LOB 9



Batter	1	2	3	4	5	6	7	8	9	AB	R	H	RBI	BB	SO	LOB	TOP																
Brian Hunter, R OBP: 0.317, SLG: 0.364 (1, 8)										4	0	0	0	0	2	3	Seattle Mariners @ Anaheim Angels Edison International Field, Anaheim, CA Tue Jul 06 1999, 10:05 PM EDT Att: 22,444 - Unknown - 74 F																
David Bell, R OBP: 0.340, SLG: 0.479 (1, 4)										3	1	1	0	1	0	0																	
Ken Griffey Jr., L OBP: 0.408, SLG: 0.628 (1, 10)										4	0	0	0	0	1	4																	
Alex Rodriguez, R OBP: 0.400, SLG: 0.653 (1, 6)										3	1	2	2	1	1	0																	
Butch Huskey, R OBP: 0.362, SLG: 0.521 (1, 7)										4	0	0	0	0	0	1																	
David Segui, S OBP: 0.365, SLG: 0.465 (1, 3)										4	0	0	0	0	1	0																	
John Mabry, L OBP: 0.293, SLG: 0.405 (1, 9)										4	0	1	0	0	2	0																	
Dan Wilson, R OBP: 0.335, SLG: 0.406 (1, 2)										4	0	2	0	0	0	1																	
Russ Davis, R OBP: 0.289, SLG: 0.470 (1, 5)										3	0	1	0	0	0	1																	
Inning Stats	R: 1 E: 0 K: 1 S: 16	H: 2 LOB: 1 BB: 0 P: 27	R: 0 E: 0 K: 0 S: 4	H: 0 LOB: 0 BB: 0 P: 9	R: 0 E: 0 K: 0 S: 6	H: 0 LOB: 0 BB: 0 P: 10	R: 1 E: 0 K: 0 S: 9	H: 1 LOB: 0 BB: 0 P: 15	R: 0 E: 0 K: 2 S: 18	H: 2 LOB: 3 BB: 1 P: 29	R: 0 E: 0 K: 1 S: 7	H: 0 LOB: 0 BB: 0 P: 12	R: 0 E: 0 K: 2 S: 13	H: 1 LOB: 1 BB: 0 P: 19	R: 0 E: 0 K: 0 S: 9	H: 0 LOB: 1 BB: 1 P: 15	R: 0 E: 0 K: 1 S: 10	H: 1 LOB: 1 BB: 0 P: 11	1B: 4 2B: 2 3B: 0 HR: 1	SF: 0 SAC: 0 DP: 0 HBP: 0	WP: 0 PB: 0 SB: 0 CS: 1	PA: 36											
PITCHER	IP WLS BF H R ER SO BB IBB HBP BLK WP HR S P ERA WHIP																																
Mike Fyhrie, R ERA: 2.57 (1, 1)	7.0	28	6	2	2	6	1	0	0	0	0	0	1	73	121	2.57	1.000																
Mark Petkovsek, R ERA: 1.69 (8, 1)	2.0	7	1	0	0	1	1	0	0	0	0	0	0	19	26	0.00	1.000																

AB	33
R	2
H	7
RBI	2
BB	2
SO	7
LOB	10



Batter	1	2	3	4	5	6	7	8	9	AB	R	H	RBI	BB	SO	LOB	BOTTOM																
Darin Erstad, L OBP: 0.322, SLG: 0.388 (1, 7)										3	1	2	3	1	0	1	Seattle Mariners @ Anaheim Angels Edison International Field, Anaheim, CA Tue Jul 06 1999, 10:05 PM EDT Att: 22,444 - Unknown - 74 F																
Randy Velarde, R OBP: 0.388, SLG: 0.425 (1, 4)										4	1	2	0	1	0	2																	
Mo Vaughn, L OBP: 0.350, SLG: 0.494 (1, 3)										4	0	0	0	0	3	5																	
16 Garret Anderson, L OBP: 0.308, SLG: 0.458 (1, 8)										3	1	1	0	1	0	3																	
Troy Glaus, R OBP: 0.304, SLG: 0.425 (1, 5)										3	1	1	1	1	0	1																	
Orlando Palmeiro, L OBP: 0.370, SLG: 0.321 (1, 9)										3	0	0	1	1	1	2																	
Jeff Huson, L OBP: 0.288, SLG: 0.293 (1, 10)										4	1	1	1	0	2	3																	
Matt Walbeck, S OBP: 0.312, SLG: 0.335 (1, 2)										1	2	1	0	3	0	0																	
Gary Disarcina, R OBP: 0.286, SLG: 0.325 (1, 6)										3	1	1	2	0	0	2																	
Inning Stats	R: 0 E: 0 K: 0 S: 10	H: 0 LOB: 1 BB: 1 P: 20	R: 0 E: 0 K: 1 S: 9	H: 0 LOB: 0 BB: 0 P: 13	R: 1 E: 0 K: 1 S: 10	H: 2 LOB: 1 BB: 0 P: 15	R: 0 E: 0 K: 1 S: 9	H: 1 LOB: 0 BB: 0 P: 15	R: 0 E: 0 K: 1 S: 7	H: 0 LOB: 0 BB: 1 P: 17	R: 1 E: 0 K: 1 S: 11	H: 1 LOB: 3 BB: 3 P: 27	R: 0 E: 0 K: 0 S: 6	H: 0 LOB: 0 BB: 1 P: 11	R: 6 E: 0 K: 1 S: 17	H: 5 LOB: 1 BB: 2 P: 34	1B: 8 2B: 1 3B: 0 HR: 0	SF: 1 SAC: 1 DP: 2 HBP: 0	WP: 0 PB: 0 SB: 1 CS: 1	PA: 39													
PITCHER	IP WLS BF H R ER SO BB IBB HBP BLK WP HR S P ERA WHIP																																
Gil Meche, R ERA: 3.18 (1, 1)	5.2	24	4	2	2	5	5	0	0	0	0	0	0	24	46	3.18	1.588																
Frankie Rodriguez, R ERA: 6.56 (6, 1)	2.1	14	5	6	6	1	2	1	0	0	0	0	0	24	46	23.14	3.000																

AB	28
R	8
H	9
RBI	8
BB	8
SO	6
LOB	19



Batter	1	2	3	4	5	6	7	8	9	AB	R	H	RBI	BB	SO	LOB	TOP					
Brian Hunter, R OBP: 0.313, SLG: 0.359 (1, 7)										4	0	0	0	0	2	1						
David Bell, R OBP: 0.342, SLG: 0.479 (1, 4)										4	0	2	0	0	0	0						
Ken Griffey Jr., L OBP: 0.409, SLG: 0.626 (1, 8)										4	1	2	0	0	0	2						
Alex Rodriguez, R OBP: 0.406, SLG: 0.675 (1, 6)										4	1	3	1	0	0	1						
Butch Huskey, R OBP: 0.360, SLG: 0.529 (1, 10)										4	1	1	1	0	1	4						
David Segui, S OBP: 0.364, SLG: 0.462 (1, 3)										4	0	1	1	0	0	1						
Raul Ibanez, L OBP: 0.362, SLG: 0.364 (1, 9)										4	0	3	0	0	0	1						
Dan Wilson, R OBP: 0.329, SLG: 0.399 (1, 2)										4	0	0	0	0	2	4						
Russ Davis, R OBP: 0.289, SLG: 0.469 (1, 5)										3	0	1	0	0	0	2						
Inning Stats	R: 0 E: 0 K: 1 S: 8	H: 1 LOB: 0 BB: 0 P: 12	R: 2 E: 1 K: 0 S: 8	H: 3 LOB: 1 BB: 0 P: 12	R: 0 E: 0 K: 1 S: 5	H: 0 LOB: 0 BB: 0 P: 6	R: 1 E: 0 K: 1 S: 17	H: 2 LOB: 1 BB: 0 P: 24	R: 0 E: 0 K: 0 S: 5	H: 1 LOB: 0 BB: 0 P: 8	R: 0 E: 0 K: 0 S: 7	H: 1 LOB: 0 BB: 0 P: 9	R: 0 E: 0 K: 1 S: 11	H: 2 LOB: 2 BB: 0 P: 15	R: 0 E: 0 K: 0 S: 15	H: 2 LOB: 2 BB: 0 P: 22	R: 0 E: 0 K: 0 S: 7	H: 1 LOB: 0 BB: 0 P: 11	1B: 9 2B: 3 3B: 0 HR: 2	SF: 0 SAC: 0 DP: 4 HBP: 0	WP: 0 PB: 2 SB: 0 CS: 0	PA: 35
PITCHER	IP	WLS	BF	H	R	ER	SO	BB	IBB	HBP	BLK	WP	HR	S	P	ERA	WHIP					
Steve Sparks, R ERA: 4.74 (1, 1)	8.0	W	32	12	3	2	5	0	0	0	0	0	2	76	108	2.25	1.500					
Mike Magnante, L ERA: 4.96 (9, 1)	1.0		3	1	0	0	0	0	0	0	0	0	0	7	11	0.00	1.000					

Seattle Mariners @ Anaheim Angels
Edison International Field, Anaheim, CA
Wed Jul 07 1999, 10:35 PM EDT
Att: 23,623 - Cloudy - 73 F

AB 35
R 3
H 13
RBI 3
BB 0
SO 5
LOB 16



Batter	1	2	3	4	5	6	7	8	9	AB	R	H	RBI	BB	SO	LOB	BOTTOM				
Darin Erstad, L OBP: 0.323, SLG: 0.388 (1, 7)										5	1	2	3	0	0	1					
Randy Velarde, R OBP: 0.385, SLG: 0.421 (1, 4)										5	0	1	0	0	2	2					
Mo Vaughn, L OBP: 0.358, SLG: 0.514 (1, 3)										4	2	3	2	1	0	0					
Jeff Huson, L OBP: 0.288, SLG: 0.293 (9, 3)										0	0	0	0	0	0	0					
16 Garret Anderson, L OBP: 0.312, SLG: 0.463 (1, 8)										5	1	3	0	0	0	4					
Troy Glaus, R OBP: 0.305, SLG: 0.426 (1, 5)										4	1	1	1	0	1	2					
Tim Lincecum, R OBP: 0.309, SLG: 0.353 (1, 10)										4	1	1	1	0	0	2					
Steve Decker, R OBP: 0.362, SLG: 0.289 (1, 2)										4	0	0	0	0	0	4					
Reggie Williams, S OBP: 0.250, SLG: 0.321 (1, 9)										4	2	3	1	0	1	1					
Gary Disarcina, R OBP: 0.304, SLG: 0.341 (1, 6)										4	2	2	2	0	0	1					
Inning Stats	R: 1 E: 0 K: 1 S: 16	H: 2 LOB: 1 BB: 0 P: 23	R: 3 E: 1 K: 0 S: 18	H: 3 LOB: 2 BB: 1 P: 32	R: 0 E: 0 K: 1 S: 8	H: 0 LOB: 0 BB: 0 P: 12	R: 0 E: 0 K: 0 S: 5	H: 0 LOB: 0 BB: 0 P: 8	R: 6 E: 0 K: 0 S: 21	H: 9 LOB: 2 BB: 0 P: 33	R: 0 E: 1 K: 0 S: 6	H: 0 LOB: 0 BB: 0 P: 10	R: 0 E: 0 K: 1 S: 12	H: 1 LOB: 1 BB: 0 P: 17	R: 0 E: 0 K: 1 S: 12	H: 1 LOB: 1 BB: 0 P: 18	1B: 11 2B: 4 3B: 0 HR: 1	SF: 0 SAC: 0 DP: 1 HBP: 2	WP: 2 PB: 1 SB: 0 CS: 0	PA: 42	
PITCHER	IP	WLS	BF	H	R	ER	SO	BB	IBB	HBP	BLK	WP	HR	S	P	ERA	WHIP				
Jamie Moyer, L ERA: 5.05 (1, 1)	4.2	L	26	10	8	7	2	0	0	0	0	0	1	60	93	13.50	2.357				
28 Ken Cloude, R ERA: 7.56 (5, 1)	0.0		4	4	2	2	0	0	0	0	0	0	0	6	10	∞	∞				
Damaso Marte, L ERA: 6.23 (5, 1)	1.1		4	0	0	0	0	0	0	0	0	0	0	8	15	0.00	0.000				
Jose Mesa, R ERA: 6.94 (7, 1)	1.0		4	1	0	0	1	0	0	0	0	1	0	12	17	0.00	1.000				
Jose Paniagua, R ERA: 3.97 (8, 1)	1.0		4	1	0	0	1	0	0	0	0	1	0	12	18	0.00	1.000				

Seattle Mariners @ Anaheim Angels
Edison International Field, Anaheim, CA
Wed Jul 07 1999, 10:35 PM EDT
Att: 23,623 - Cloudy - 73 F


AB 39
R 10
H 16
RBI 10
BB 1
SO 4
LOB 17



Batter	1	2	3	4	5	6	7	8	9	AB	R	H	RBI	BB	SO	LOB	TOP			
Darin Erstad, L (1.7)	G4-3		K	3B		K		S		5	1	2	0	0	2	0	Anaheim Angels @ Colorado Rockies Coors Field, Denver, CO Fri Jul 09 1999, 7:05 PM MDT Att: 44,122 - Cloudy - 78 F			
Randy Velarde, R (1.4)	16 HR		1B	2B		K		L3		5	3	3	1	0	1					
Mo Vaughn, L (1.3)	F8		1B	2B						5	1	2	1	0	0	1				
16 Garret Anderson, L (1.8)	HR		1B	2B						5	1	3	3	0	1	1				
Troy Glaus, R (1.5)	HR		1B	2B						4	2	2	2	1	1	1				
Orlando Palmeiro, L (1.9)	G6-3		1B	2B						4	0	1	1	0	1	2				
Troy Percival, R (9.1)	G6-3		1B	2B						0	0	0	0	0	0	0				
Matt Walbeck, S (1.2)			G1-3					L5		4	0	1	0	0	0	3				
Gary Disarcina, R (1.6)	G6-4-3							G6-3		4	0	0	0	0	1	2				
Chuck Finley, L (1.1)	G6-3									3	0	0	0	0	2	0				
Jarrod Washburn, L (6.1)	G6-3									0	0	0	0	0	0	0				
Mark Petkovsek, R (7.1)										0	0	0	0	0	0	0				
Reggie Williams, S (7.9)										1	1	1	1	0	0	0				
Tim Lincecum, R (9.1)								HR		1	0	0	0	0	1	1				
Inning Stats	R: 3 E: 0 K: 0 S: 11	H: 3 LOB: 0 BB: 0 P: 18	R: 0 E: 0 K: 0 S: 5	H: 1 LOB: 0 BB: 0 P: 9	R: 2 E: 0 K: 1 S: 12	H: 3 LOB: 1 BB: 0 P: 22	R: 2 E: 0 K: 2 S: 16	H: 3 LOB: 1 BB: 0 P: 28	R: 0 E: 0 K: 3 S: 9	H: 0 LOB: 0 BB: 0 P: 13	R: 1 E: 0 K: 1 S: 11	H: 1 LOB: 0 BB: 0 P: 18	R: 1 E: 0 K: 0 S: 13	H: 2 LOB: 1 BB: 0 P: 20	R: 0 E: 0 K: 2 S: 11	H: 1 LOB: 1 BB: 0 P: 18	1B: 8 2B: 2 3B: 1 HR: 4	SF: 0 SAC: 0 DP: 1 HBP: 0	WP: 1 PB: 0 SB: 1 CS: 0	PA: 42
PITCHER	IP WLS BF H R ER SO BB IBB HBP BLK WP HR S P ERA WHIP	PITCHER																		
Darryl Kile, R (1.1)	4.0 L 22 10 7 7 3 1 0 0 0 0 1 2 44 77 15.75 2.750																			
Chuck McElroy, L (5.1)	2.0 7 1 0 0 4 0 0 0 0 0 0 2 26 39 0.00 0.500																			
Mike DeJean, R (7.1)	2.0 9 3 2 2 1 0 0 0 0 0 2 24 38 9.00 1.500																			
Mike Porzio, L (9.1)	0.1 2 1 0 0 0 0 0 0 0 0 0 5 9 0.00 3.000																			
Dave Veres, R (9.1)	0.2 2 0 0 0 2 0 0 0 0 0 0 6 9 0.00 0.000																			
Batter	1	2	3	4	5	6	7	8	9	AB	R	H	RBI	BB	SO	LOB	BOTTOM			
Neftali Feliz, S (1.6)	S		F8		F9	P4		F9		4	1	0	0	1	0	3	Anaheim Angels @ Colorado Rockies Coors Field, Denver, CO Fri Jul 09 1999, 7:05 PM MDT Att: 44,122 - Cloudy - 78 F			
Darryl Hamilton, L (1.8)	F7		1B		HR	G6-3		L6		5	2	2	0	0	0	3				
Larry Walker, L (1.9)	S		BB		HR			1B		3	1	3	1	2	0	0				
Dante Bichette, R (1.7)	K		1B		BB			F8		5	1	2	4	0	1	3				
Vinny Castilla, R (1.5)	L4		1B		HR			F8		4	0	1	0	1	0	2				
17 Todd Helton, L (1.3)	F8		L9		P4			CS		5	1	1	0	0	0	5				
7 Kurt Abbott, R (1.4)	G4-6-3				F8			G4-3		4	0	1	0	0	0	1				
Kirt Manwaring, R (1.2)	G4-6-3				G6-4-3			G4-3		3	0	1	0	1	0	2				
Darryl Kile, R (1.1)			K		G6-4-3					1	0	0	0	0	1	0				
Angel Echeverria, R (4.1)										1	0	0	0	0	0	1				
Chuck McElroy, L (5.1)										0	0	0	0	0	0	0				
Terry Shumpert, R (6.1)										0	0	0	0	0	0	0				
Mike DeJean, R (7.1)										0	0	0	0	0	0	0				
Lenny Harris, L (8.1)										1	0	1	0	0	0	0				
Mike Porzio, L (9.1)										0	0	0	0	0	0	0				
Dave Veres, R (9.1)										0	0	0	0	0	0	0				
Inning Stats	R: 1 E: 0 K: 1 S: 10	H: 1 LOB: 1 BB: 1 P: 22	R: 0 E: 0 K: 0 S: 8	H: 1 LOB: 0 BB: 0 P: 15	R: 1 E: 0 K: 1 S: 16	H: 3 LOB: 3 BB: 1 P: 29	R: 0 E: 0 K: 0 S: 6	H: 0 LOB: 0 BB: 1 P: 10	R: 3 E: 0 K: 0 S: 12	H: 2 LOB: 2 BB: 1 P: 17	R: 0 E: 0 K: 0 S: 11	H: 1 LOB: 1 BB: 0 P: 22	R: 0 E: 0 K: 0 S: 10	H: 2 LOB: 1 BB: 0 P: 16	R: 0 E: 0 K: 0 S: 11	H: 2 LOB: 2 BB: 0 P: 12	1B: 9 2B: 2 3B: 0 HR: 1	SF: 0 SAC: 0 DP: 2 HBP: 1	WP: 0 PB: 0 SB: 2 CS: 1	PA: 43
PITCHER	IP WLS BF H R ER SO BB IBB HBP BLK WP HR S P ERA WHIP	PITCHER																		
Chuck Finley, L (1.1)	5.1 W 27 8 5 5 2 4 0 1 0 0 0 0 6 14 8.44 2.250																			
Jarrod Washburn, L (6.1)	0.2 H 3 0 0 0 0 1 0 0 0 0 0 0 6 14 0.00 1.500																			
Mark Petkovsek, R (7.1)	2.0 H 7 2 1 1 0 0 0 0 0 0 0 0 13 21 4.50 1.000																			
Troy Percival, R (9.1)	1.0 S 5 2 0 0 0 0 0 0 0 0 0 0 11 12 0.00 2.000																			

Batter	1	2	3	4	5	6	7	8	9	AB	R	H	RBI	BB	SO	LOB	TOP		
Darin Erstad, L (1.7)	P4		SF8		G4-3		G1-6-3 BB		F8	3	0	0	1	1	0	0	Anaheim Angels @ Colorado Rockies Coors Field, Denver, CO Sun Jul 11 1999, 1:05 PM MDT Att: 42,585 - Cloudy - 71 F		
Randy Velarde, R (1.4)	CS 1B		G5-3		S 1B		G1-6-3			4	0	2	1	0	0	2			
Mo Vaughn, L (1.3)	K				K		G4-3			3	0	0	0	1	2	2			
Troy Glaus, R (1.5)		F8	L7		F9			F9		4	0	0	0	0	0	3			
16 Garret Anderson, L (1.8)	L4				L9		BB 1B	G4-3		4	0	1	0	0	0	0			
Steve Decker, R (1.2)	G6-3				1B HBP BB		P3	FC6-4 BB		2	0	0	0	2	0	1			
Reggie Williams, S (1.9)										2	1	0	0	1	1	2			
Steve Sparks, R (8.1)			BB 1B SF8 BB		1B HBP		K	FC6-4		0	0	0	0	0	0	0			
Gary Disarcina, R (1.6)									G3-1	2	1	2	0	1	0	0			
Jeff Huson, L (9. PH)			SF8 BB		G6-4-3					1	0	0	0	0	0	0			
Mike Fyhrle, R (1.1)									F7	0	0	0	0	0	0	0			
Scott Schoeneweis, L (1.1)										0	0	0	0	0	0	0			
Ten Lingo, R (1.1)										0	0	0	0	0	0	0			
Andy Sheets, R (1.1)										0	0	0	0	0	0	0			
Al Levine, R (1.1)										0	0	0	0	0	0	0			
Matt Watson, S (1.1)										0	0	0	0	0	0	0			
Shigetoshi Hasegawa, R (1.1)										0	0	0	0	0	0	0			
Dwight Gooden, R (1.1)										0	0	0	0	0	0	0			
Inning Stats	R: 0 E: 0 K: 1 S: 8	H: 1 LOB: 0 BB: 0 P: 13	R: 0 E: 0 K: 0 S: 7	H: 0 LOB: 0 BB: 0 P: 12	R: 2 E: 0 K: 0 S: 18	H: 1 LOB: 2 BB: 3 P: 35	R: 0 E: 0 K: 0 S: 10	H: 1 LOB: 1 BB: 1 P: 20	R: 0 E: 0 K: 2 S: 11	H: 1 LOB: 1 BB: 0 P: 18	R: 0 E: 0 K: 0 S: 8	H: 0 LOB: 0 BB: 1 P: 17	R: 0 E: 0 K: 0 S: 9	H: 0 LOB: 1 BB: 0 P: 15	R: 0 E: 0 K: 0 S: 6	H: 0 LOB: 0 BB: 0 P: 9	1B: 5 2B: 0 3B: 0 HR: 0	SF: 1 SAC: 0 DP: 2 HBP: 1	WP: 0 PA: 37 PB: 0 SB: 1 CS: 1
PITCHER	IP WLS BF H R ER SO BB IBB HBP BLK WP HR S P ERA WHIP																		
Bobby Jones, L (1.1)	3.1	17	3	2	2	1	4	0	1	0	0	0	0	0	42	79	5.40	2.100	
Jerry Dipoto, R (4.1)	2.2	10	2	0	0	3	1	0	0	0	0	0	0	24	36	0.00	1.125		
Chuck McElroy, L (7.1)	2.0	7	0	0	0	0	2	0	0	0	0	0	0	17	32	0.00	1.000		
Dave Veres, R (9.1)	1.0	3	0	0	0	0	0	0	0	0	0	0	0	6	9	0.00	0.000		


Batter	1	2	3	4	5	6	7	8	9	AB	R	H	RBI	BB	SO	LOB	BOTTOM		
Neftali Perez, S (1.6)	BB 1B		L7			G3-1				5	1	2	0	0	1	1	Anaheim Angels @ Colorado Rockies Coors Field, Denver, CO Sun Jul 11 1999, 1:05 PM MDT Att: 42,585 - Cloudy - 71 F		
Jeff Barry, S (1.8)	BB				K		L9		F8	4	1	1	1	1	1	0			
Larry Walker, L (1.9)	BB 1B				G4-3					4	2	2	1	0	0	2			
Dante Bichette, R (1.7)	G5-3				L7		F7			4	1	1	0	0	0	1			
Vinny Castilla, R (1.5)	BB 1B					F9		F8		4	1	1	3	0	1	1			
17 Todd Helton, L (1.3)	F8				P5		FC5-4 BB			2	0	0	0	2	0	1			
7 Kurt Abbott, R (1.4)	G1-3				WP	FC5-4	FC6-4			4	1	3	2	0	0	1			
Kirt Manwaring, R (1.2)	G1-3				K	FC6-4		G4-3		4	0	0	0	0	1	5			
Bobby Jones, R (1.1)										2	1	1	1	0	1	1			
Jerry Dipoto, R (4.1)										0	0	0	0	0	0	0			
Darryl Hamilton, L (6. PH)										0	0	0	0	0	0	0			
Chuck McElroy, L (7.1)										0	0	0	0	0	0	0			
Lenny Harris, L (8. PH)										0	0	0	0	0	0	0			
Dave Veres, R (9.1)										0	0	0	0	0	0	0			
Inning Stats	R: 7 E: 0 K: 0 S: 23	H: 8 LOB: 2 BB: 1 P: 35	R: 0 E: 0 K: 1 S: 10	H: 0 LOB: 0 BB: 0 P: 15	R: 0 E: 0 K: 2 S: 13	H: 1 LOB: 1 BB: 0 P: 23	R: 0 E: 0 K: 1 S: 8	H: 0 LOB: 0 BB: 0 P: 14	R: 0 E: 0 K: 0 S: 7	H: 0 LOB: 0 BB: 1 P: 14	R: 0 E: 0 K: 0 S: 8	H: 0 LOB: 0 BB: 0 P: 11	R: 1 E: 0 K: 0 S: 10	H: 2 LOB: 2 BB: 1 P: 18	R: 0 E: 0 K: 1 S: 7	H: 0 LOB: 0 BB: 0 P: 10	1B: 7 2B: 4 3B: 0 HR: 0	SF: 0 SAC: 0 DP: 0 HBP: 0	WP: 1 PA: 38 PB: 0 SB: 0 CS: 0
PITCHER	IP WLS BF H R ER SO BB IBB HBP BLK WP HR S P ERA WHIP																		
Mike Fyhrle, R (1.1)	0.2	9	6	7	7	0	1	0	0	0	0	0	0	18	29	94.50	10.500		
Scott Schoeneweis, L (1.1)	1.1	6	2	0	0	1	0	0	0	0	0	0	0	15	21	0.00	1.500		
Mike Magnante, L (3.1)	1.0	4	1	0	0	2	0	0	0	0	1	0	0	13	23	0.00	1.000		
Al Levine, R (4.1)	2.0	7	0	0	0	1	1	0	0	0	0	0	0	15	28	0.00	0.500		
Shigetoshi Hasegawa, R (6.1)	2.0	9	2	1	1	0	1	0	0	0	0	0	0	18	29	4.50	1.500		

Batter	1	2	3	4	5	6	7	8	9	AB	R	H	RBI	BB	SO	LOB	TOP																		
Eric Young Sr. R (1,4) OBP: 0.352, SLG: 0.338 Craig Counsell, L (9,4) OBP: 0.223, SLG: 0.191	1-1 G6-3	2-2 G4-3			0-1 F9		0-1 FC3-6 1B			4	0	1	1	0	0	2																			
Todd Hollandsworth L (1,8) OBP: 0.352, SLG: 0.469	1-1 HR	0-1 G4-3			3-1 G6-3		1-0 FC3-6 PO			4	1	1	1	0	0	3																			
Gary Sheffield, R (1,7) OBP: 0.402, SLG: 0.492	3-2 G5-3		1-2 L7		2-0 2B		1 SAFE PO	1-2 FC6-4 1B		4	0	2	1	0	0	0																			
Eric Karros, R (1,3) OBP: 0.345, SLG: 0.533	1-1 E5 22 HBP		0-0 F8		3-H G4-3			0-0 F7		4	0	0	0	0	0	2																			
22 Devon White, S (1,10) OBP: 0.342, SLG: 0.433	2-2 HBP		2-1 G3-1			4-1 BB		1 SAFE F7		2	0	0	0	1	0	1																			
Raul Mondesi, R (1,9) OBP: 0.328, SLG: 0.477	0-0 G3-1			2-3 K		0-0 F8		0-0 FC6-4		4	0	0	0	0	1	4																			
Todd Hundley, S (1,2) OBP: 0.285, SLG: 0.447		4-1 SH3-4 BB G4-3 BB		0-0 G4-3		1 SAFE F7		2-2 G4-3		3	1	0	0	1	0	1	AB 31																		
Adrian Beltré, R (1,5) OBP: 0.372, SLG: 0.455		4-0 G4-3 SH3-4 BB		2-2 K		1 SAFE F7		0-0 K		3	0	0	0	1	2	1	R 3 H 5 RBI 3 BB 3 SO 4 LOB 14																		
Mark Grudzielanek R (1,6) OBP: 0.361, SLG: 0.388	0-1 SH3-4		0-1 SH3-4		1-1 G6-3 2B		0-0 F9		1-3 K2-3	3	1	1	0	0	1	0																			
Inning Stats	R: 1 E: 1 K: 0 S: 12	H: 1 LOB: 2 BB: 0 P: 20	R: 1 E: 0 K: 0 S: 8	H: 0 LOB: 1 BB: 2 P: 18	R: 0 E: 0 K: 0 S: 7	H: 0 LOB: 0 BB: 0 P: 10	R: 0 E: 0 K: 2 S: 11	H: 0 LOB: 0 BB: 0 P: 15	R: 1 E: 0 K: 0 S: 8	H: 2 LOB: 1 BB: 0 P: 15	R: 0 E: 0 K: 0 S: 6	H: 0 LOB: 1 BB: 1 P: 12	R: 0 E: 0 K: 0 S: 4	H: 1 LOB: 0 BB: 0 P: 5	R: 0 E: 0 K: 0 S: 9	H: 1 LOB: 1 BB: 0 P: 11	R: 0 E: 0 K: 0 S: 12	H: 0 LOB: 0 BB: 0 P: 17	1B: 2 2B: 2 3B: 0 HR: 1	SF: 0 SAC: 1 DP: 0 HBP: 1	WP: 0 PB: 0 SB: 0 CS: 0	PA: 37													
PITCHER Omar Olivares, R (1,1) ERA: 3.26	IP 9.0	WLS L	BF 36	H 5	R 3	ER 3	SO 4	BB 3	IBB 0	HBP 1	BLK 0	WP 0	HR 1	S 77	P 123	ERA 3.00	WHIP 0.889	PITCHER	IP 9.0	WLS L	BF 36	H 5	R 3	ER 3	SO 4	BB 3	IBB 0	HBP 1	BLK 0	WP 0	HR 1	S 77	P 123	ERA 3.00	WHIP 0.889

Los Angeles Dodgers @ Anaheim Angels
Edison International Field, Anaheim, CA
Fri Jul 16 1999, 10:05 PM EDT
Att: 43,727 - Unknown - 74 F

AB 31
R 3
H 5
RBI 3
BB 3
SO 4
LOB 14



Batter	1	2	3	4	5	6	7	8	9	AB	R	H	RBI	BB	SO	LOB	BOTTOM																		
Darin Erstad, L (1,7) OBP: 0.321, SLG: 0.385	1-0 F7		0-1 G4-3		2-2 G1-3			1-2 L9		4	0	0	0	0	0	1																			
Randy Velarde, R (1,4) OBP: 0.381, SLG: 0.436	1-0 G6-3		1-3 K			2-2 F7		1-0 G6-3		4	0	0	0	0	1	0																			
Mo Vaughn, L (1,3) OBP: 0.360, SLG: 0.502	4-2 BB			1-3 K		4-2 BB			1-1 G4-3	2	0	0	0	2	1	0																			
16 Garret Anderson, L (1,8) OBP: 0.323, SLG: 0.483	4-1 BB		1-1 F8		2-1 L6			1-0 FC6-4 1B		3	0	1	0	1	0	1																			
Troy Glaus, R (1,5) OBP: 0.309, SLG: 0.446	2-3 K		2-3 K		3-0 P1			1-2 FC6-4 1B		4	0	1	0	0	2	3																			
Orlando Palmeiro, L (1,9) OBP: 0.380, SLG: 0.338		1-1 G4-6-3 1B		2-2 G4-3 1B 2B			1-1 G1-3		0-1 FC6-4	4	1	2	0	0	0	2																			
Jeff Huson, L (1,10) OBP: 0.300, SLG: 0.308 Reggie Williams, S (7,PH) OBP: 0.270, SLG: 0.362		1 SAFE G4-6-3		0-1 G4-3			2-2 K		2-2 G4-3	2	0	0	0	0	0	2	AB 31 R 1 H 5 RBI 1 BB 3 SO 5 LOB 12																		
Matt Walbeck, S (1,2) OBP: 0.306, SLG: 0.333		2-1 F7		1-1 G1-3			3-1 P9			3	0	0	0	0	0	1																			
Gary Disarcina, R (1,6) OBP: 0.292, SLG: 0.300			0-0 L9		2-1 1B			1-2 G3-1		3	0	1	1	0	0	0																			
Inning Stats	R: 0 E: 0 K: 1 S: 12	H: 0 LOB: 2 BB: 2 P: 24	R: 0 E: 0 K: 0 S: 6	H: 1 LOB: 0 BB: 0 P: 9	R: 0 E: 0 K: 1 S: 7	H: 0 LOB: 0 BB: 0 P: 8	R: 0 E: 0 K: 2 S: 12	H: 0 LOB: 0 BB: 0 P: 16	R: 0 E: 0 K: 0 S: 15	H: 2 LOB: 1 BB: 0 P: 22	R: 0 E: 0 K: 0 S: 9	H: 0 LOB: 1 BB: 1 P: 20	R: 0 E: 0 K: 1 S: 7	H: 0 LOB: 0 BB: 0 P: 13	R: 0 E: 0 K: 0 S: 7	H: 0 LOB: 0 BB: 0 P: 10	R: 0 E: 0 K: 0 S: 13	H: 2 LOB: 2 BB: 0 P: 18	1B: 4 2B: 1 3B: 0 HR: 0	SF: 0 SAC: 0 DP: 1 HBP: 0	WP: 0 PB: 0 SB: 0 CS: 0	PA: 34													
PITCHER Ismael Valdez, R (1,1) ERA: 3.29 Onan Masaoka, L (6,1) ERA: 2.53 Mike Maddux, R (8,1) ERA: 3.26 Jeff Shaw, R (9,1) ERA: 2.31	IP 5.0	WLS W	BF 19	H 3	R 1	ER 1	SO 4	BB 2	IBB 0	HBP 0	BLK 0	WP 0	HR 0	S 52	P 79	ERA 1.80	WHIP 1.000	PITCHER	IP 5.0	WLS H	BF 19	H 3	R 0	ER 0	SO 4	BB 2	IBB 0	HBP 0	BLK 0	WP 0	HR 0	S 52	P 79	ERA 1.80	WHIP 1.000

Los Angeles Dodgers @ Anaheim Angels
Edison International Field, Anaheim, CA
Fri Jul 16 1999, 10:05 PM EDT
Att: 43,727 - Unknown - 74 F


AB 31
R 1
H 5
RBI 1
BB 3
SO 5
LOB 12



Batter	1	2	3	4	5	6	7	8	9	AB	R	H	RBI	BB	SO	LOB	TOP								
Craig Counsell, L OBP: 0.230, SLG: 0.202 (1, 4)										5	2	1	0	1	1	2									
Todd Helandsworth, L OBP: 0.345, SLG: 0.456 (1, 7)										5	1	1	0	0	0	2	3								
Gary Sheffield, R OBP: 0.404, SLG: 0.492 (1, 10)										4	2	2	0	1	0	1									
Eric Karros, R OBP: 0.346, SLG: 0.552 (1, 3)										4	2	2	5	0	0	2									
22 Devon White, S OBP: 0.340, SLG: 0.430 Trendad Hubbard, R OBP: 0.440, SLG: 0.471 (1, 8)										4	0	1	1	0	0	1									
Raul Mondesi, R OBP: 0.329, SLG: 0.488 (1, 9)										5	2	2	2	0	1	2									
Dave Hansen, L OBP: 0.454, SLG: 0.474 (1, 5)										4	1	1	1	1	2	1									
Jose Vizcaino, S OBP: 0.289, SLG: 0.283 (1, 6)										4	1	2	0	1	0	1									
Angel Pena, R OBP: 0.277, SLG: 0.370 (1, 2)										4	1	1	4	0	1	1									
Inning Stats	R: 1 E: 0 K: 1 S: 16	H: 2 LOB: 2 BB: 1 P: 26	R: 0 E: 0 K: 13	H: 1 LOB: 1 BB: 0 P: 21	R: 3 E: 1 K: 0 S: 18	H: 4 LOB: 0 BB: 1 P: 26	R: 3 E: 0 K: 1 S: 14	H: 2 LOB: 0 BB: 1 P: 29	R: 3 E: 1 K: 1 S: 21	H: 2 LOB: 1 BB: 1 P: 34	R: 1 E: 0 K: 1 S: 9	H: 1 LOB: 0 BB: 0 P: 19	R: 0 E: 0 K: 10	H: 0 LOB: 0 BB: 0 P: 16	R: 0 E: 0 K: 10	H: 0 LOB: 0 BB: 0 P: 14	R: 2 E: 0 K: 0 S: 11	H: 2 LOB: 1 BB: 1 P: 19	1B: 8 2B: 2 3B: 0 HR: 4	SF: 2 SAC: 0 DP: 0 HBP: 0	WP: 0 PB: 0 SB: 1 CS: 1	PA: 46			
PITCHER	IP	WLS	BF	H	R	ER	SO	BB	IBB	HBP	BLK	WP	HR	S	P	ERA	WHIP								
Steve Sparks, R ERA: 5.17 Scott Schoeneweis, L ERA: 5.59 Shigetoshi Hasegawa, R ERA: 4.27 Mike Magnante, L ERA: 4.5 Jarrod Washburn, L ERA: 9.84	(1, 1)	(4, 1)	(6, 1)	(7, 1)	(9, 1)																				

Los Angeles Dodgers @ Anaheim Angels
Edison International Field, Anaheim, CA
Sat Jul 17 1999, 8:05 PM EDT
Att: 39,808 - Unknown - 87 F


AB 40
R 13
H 14
RBI 13
BB 4
SO 7
LOB 14



Batter	1	2	3	4	5	6	7	8	9	AB	R	H	RBI	BB	SO	LOB	BOTTOM								
Darin Erstad, L OBP: 0.324, SLG: 0.390 (1, 7)										4	2	2	0	1	0	0									
Randy Velarde, R OBP: 0.376, SLG: 0.429 (1, 4)										5	0	0	0	0	0	3									
Mo Vaughn, L OBP: 0.367, SLG: 0.505 (1, 3)										2	1	1	1	3	1	1									
Tim Salmon, R OBP: 0.425, SLG: 0.610 (1, 10)										5	0	0	1	0	1	5									
16 Garret Anderson, L OBP: 0.328, SLG: 0.484 (1, 8)										3	0	2	0	1	1	1									
Troy Glaus, R OBP: 0.308, SLG: 0.443 (1, 5)										4	0	1	1	0	2	2									
Orlando Palmeiro, L OBP: 0.379, SLG: 0.536 (1, 9)										4	0	1	0	0	0	3									
Steve Decker, R OBP: 0.389, SLG: 0.268 Bret Hemphill, S OBP: 0.429, SLG: 0.429 (1, 2)										1	0	0	0	2	1	2									
Gary Disarcina, R OBP: 0.279, SLG: 0.286 Andy Sheets, R OBP: 0.241, SLG: 0.300 (1, 6)										3	0	0	0	0	0	5									
Inning Stats	R: 0 E: 0 K: 1 S: 11	H: 0 LOB: 1 BB: 1 P: 20	R: 0 E: 0 K: 1 S: 9	H: 1 LOB: 2 BB: 1 P: 18	R: 1 E: 0 K: 1 S: 8	H: 1 LOB: 1 BB: 1 P: 15	R: 0 E: 0 K: 0 S: 9	H: 0 LOB: 1 BB: 1 P: 20	R: 0 E: 0 K: 2 S: 13	H: 2 LOB: 2 BB: 0 P: 21	R: 2 E: 0 K: 0 S: 8	H: 3 LOB: 2 BB: 1 P: 22	R: 0 E: 0 K: 0 S: 4	H: 0 LOB: 0 BB: 0 P: 7	R: 0 E: 0 K: 0 S: 2	H: 0 LOB: 0 BB: 1 P: 8	1B: 5 2B: 2 3B: 0 HR: 0	SF: 0 SAC: 0 DP: 1 HBP: 0	WP: 0 PB: 0 SB: 0 CS: 0	PA: 40					
PITCHER	IP	WLS	BF	H	R	ER	SO	BB	IBB	HBP	BLK	WP	HR	S	P	ERA	WHIP								
Chan Ho Park, R ERA: 6.29 Jamie Arnold, R ERA: 4.01	(1, 1)	(7, 1)																							

Los Angeles Dodgers @ Anaheim Angels
Edison International Field, Anaheim, CA
Sat Jul 17 1999, 8:05 PM EDT
Att: 39,808 - Unknown - 87 F

AB 33
R 3
H 7
RBI 3
BB 7
SO 6
LOB 22



Batter	1	2	3	4	5	6	7	8	9	AB	R	H	RBI	BB	SO	LOB	TOP								
Quilvio Veras, S OBP: 0.362, SLG: 0.370	F7	G6-3			FC6-4 1B		2B	E1		5	0	1	0	0	0	3	San Diego Padres @ Anaheim Angels Edison International Field, Anaheim, CA Sun Jul 18 1999, 8:05 PM EDT Att: 37,697 - Unknown - 80 F								
Eric Owens, R OBP: 0.347, SLG: 0.444	BB		F9		1B		1B	G3		4	0	2	0	1	0	2									
Reggie Sanders, R OBP: 0.399, SLG: 0.553	P4		L8		P4		BB		CS	4	0	1	0	1	0	3									
John Vander Wal, L OBP: 0.392, SLG: 0.497 Carlos Baerga, S OBP: 0.296, SLG: 0.344	G4-3		1B		HR		K		P5	3	1	2	1	0	0	1									
Wally Joyner, L OBP: 0.391, SLG: 0.391		G4-3 1B		G4-6-3 1B		G3-1 1B		SF8 1B	BB BB	4	2	4	0	1	0	0									
Dave Magadan, L OBP: 0.388, SLG: 0.382 Ed Giovanola, L OBP: 0.327, SLG: 0.277	G3		G4-6-3		G3-1		BB 1B		BB BB	4	0	1	0	0	0	3									
Ruben Rivera, R OBP: 0.301, SLG: 0.485	G4-3 1B		G6-3		K		E BB		BB BB	2	1	0	0	3	1	1									
Ben Davis, S OBP: 0.301, SLG: 0.364	G4-3				HR		SF8		K	4	1	1	2	0	1	6									
Damian Jackson, R OBP: 0.348, SLG: 0.404					FC6-4 1B		G5-3		F8	4	0	2	2	0	0	2									
Inning Stats	R: 0 E: 0 K: 0 S: 8	H: 0 LOB: 1 BB: 1 P: 16	R: 2 E: 0 K: 0 S: 16	H: 2 LOB: 1 BB: 1 P: 30	R: 0 E: 0 K: 0 S: 5	H: 1 LOB: 0 BB: 0 P: 7	R: 0 E: 0 K: 0 S: 5	H: 1 LOB: 0 BB: 0 P: 10	R: 1 E: 0 K: 0 S: 8	H: 3 LOB: 1 BB: 0 P: 15	R: 1 E: 0 K: 1 S: 9	H: 2 LOB: 1 BB: 0 P: 14	R: 0 E: 0 K: 1 S: 14	H: 2 LOB: 2 BB: 1 P: 25	R: 2 E: 1 K: 0 S: 18	H: 2 LOB: 2 BB: 1 P: 30	R: 0 E: 0 K: 1 S: 12	H: 1 LOB: 3 BB: 3 P: 27	1B: 10 2B: 2 3B: 0 HR: 2	SF: 1 SAC: 0 DP: 1 HBP: 0	WP: 0 PB: 0 SB: 0 CS: 2	PA: 44			
PITCHER	IP	WLS	BF	H	R	ER	SO	BB	IBB	HBP	BLK	WP	HR	S	P	ERA	WHIP								
Mike Fyhrle, R ERA: 9.24	5.0	L	23	9	4	4	0	2	0	0	0	0	2	44	80	7.20	2.200								
Mike Magnante, L ERA: 4.5	2.0		10	4	2	1	2	1	0	0	1	0	0	26	44	4.50	2.500								
Al Levine, R ERA: 2.74	1.0		5	0	0	0	2	1	0	0	0	0	0	13	23	0.00	1.000								
Troy Percival, R ERA: 2.12	1.0		6	1	0	0	1	3	0	0	0	0	0	12	27	0.00	4.000								

Batter	1	2	3	4	5	6	7	8	9	AB	R	H	RBI	BB	SO	LOB	BOTTOM								
Darin Erstad, L OBP: 0.325, SLG: 0.388	SF9 1B		P6		G6-4-3 1B		G4-3		K	4	1	1	0	1	1	2	San Diego Padres @ Anaheim Angels Edison International Field, Anaheim, CA Sun Jul 18 1999, 8:05 PM EDT Att: 37,697 - Unknown - 80 F								
Randy Velarde, R OBP: 0.382, SLG: 0.435	BB 1B		BB 1B		G6-4-3 1B		G3-1		DI 1B	5	0	4	0	0	0	0									
Mo Vaughn, L OBP: 0.362, SLG: 0.498	SF9		F7		G6-4-3		K		F9	4	0	0	1	0	1	4									
Tim Salmon, R OBP: 0.432, SLG: 0.598	BB		K		K		BB		F9	2	0	0	0	3	1	2									
16 Garret Anderson, L OBP: 0.327, SLG: 0.482	P5		G3-1		1B 1B		F7			4	1	1	0	0	0	5									
Troy Glaus, R OBP: 0.307, SLG: 0.439	K				BB		L9		P4	3	0	0	0	1	1	3									
Orlando Palmeiro, L OBP: 0.379, SLG: 0.339		F7		F7		1B 1B		G4-3 WP 1B		4	1	2	0	0	0	1									
Matt Walbeck, S OBP: 0.305, SLG: 0.332		P6		F7		1B 1B		G4-3		4	0	1	1	0	0	2									
Gary Disarcina, R OBP: 0.278, SLG: 0.284		F9		G5-3		1B 1B		K		4	0	1	1	0	1	2									
Inning Stats	R: 1 E: 0 K: 1 S: 15	H: 1 LOB: 2 BB: 2 P: 26	R: 0 E: 0 K: 0 S: 6	H: 0 LOB: 0 BB: 0 P: 7	R: 0 E: 0 K: 0 S: 10	H: 1 LOB: 2 BB: 1 P: 20	R: 0 E: 0 K: 0 S: 10	H: 0 LOB: 1 BB: 1 P: 18	R: 0 E: 0 K: 1 S: 8	H: 4 LOB: 1 BB: 0 P: 15	R: 0 E: 0 K: 1 S: 6	H: 0 LOB: 1 BB: 1 P: 14	R: 0 E: 0 K: 1 S: 8	H: 1 LOB: 1 BB: 0 P: 12	R: 0 E: 0 K: 1 S: 8	H: 1 LOB: 1 BB: 0 P: 11	1B: 10 2B: 0 3B: 0 HR: 0	SF: 1 SAC: 0 DP: 2 HBP: 0	WP: 1 PB: 0 SB: 0 CS: 0	PA: 40					
PITCHER	IP	WLS	BF	H	R	ER	SO	BB	IBB	HBP	BLK	WP	HR	S	P	ERA	WHIP								
Brian Boehringer, R ERA: 2.89	5.0	W	22	4	1	1	2	4	0	0	0	0	0	11	15	18.00	4.000								
Will Cunnane, R ERA: 5.19	1.0	H	6	4	2	2	0	0	0	0	0	0	0	14	26	0.00	1.000								
Donne Wall, R ERA: 2.93	2.0	H	8	1	0	0	2	1	0	0	0	1	0	8	11	0.00	1.000								
Trevor Hoffman, R ERA: 2.9	1.0	S	4	1	0	0	1	0	0	0	0	0	0	8	11	0.00	1.000								



Batter	1	2	3	4	5	6	7	8	9	10	AB	R	H	RBI	BB	SO	LOB	TOP									
Quilvio Veras, S OBP: 0.361, SLG: 0.366 (1,4) X	L7 0-1		K 3-3			K 2-2		SH5-4 0-0		G4-3 4-0	3	1	0	0	1	2	1	San Diego Padres @ Anaheim Angels Edison International Field, Anaheim, CA Mon Jul 19 1999, 10:05 PM EDT Att: 25,217 - Unknown - 73 F									
Eric Owens, R OBP: 0.348, SLG: 0.443 (1,8) X (8,9)	B1-3 0-1		L9 2-1			1B 2-0		1B 1-1		G4-3 0-0	5	0	2	1	0	0	3										
Reggie Sanders, R OBP: 0.397, SLG: 0.548 Ruben Rivera, R OBP: 0.304, SLG: 0.500 (1,9) X (8,8) X	K 1-3			K 2-3		FC6-4 1-2		K 2-3		HR 0-0	4	0	1	0	0	3	1										
Tony Gwynn, L OBP: 0.391, SLG: 0.445 (1,10)		K 3-3		G6-4-3 4-2		1B 2-1		F7 0-0		L9 0-0	4	0	0	0	1	1	4										
Wally Joyner, L OBP: 0.354, SLG: 0.382 (1,3)	G1 1-0		G6-4-3 2-2			F7 0-0		F7 0-0			4	0	0	0	0	0	1										
John Vander Wal, L OBP: 0.356, SLG: 0.494 (1,7)	FC4 4-1			G4-3 1-2		1B 0-1		P7 1-1			3	0	1	0	1	0	0										
Dave Magadan, L OBP: 0.362, SLG: 0.374 Ben Davis, S OBP: 0.301, SLG: 0.364 (1,5) X (10,2) X	FC4 0-1			K 1-3		K 1-3		F7 2-0			4	0	0	0	0	2	2										
Phil Nevin, R OBP: 0.345, SLG: 0.550 Ed Giovanola, L OBP: 0.327, SLG: 0.277 (1,2) X (10, PR) (10,5)			K 0-3		G6-3 2-2		G4-3 1-1			G4-3 0-0	4	0	1	0	0	1	1										
Damian Jackson, R OBP: 0.350, SLG: 0.413 (1,6)			S 1-0		G6-3 2-0		SH5-4 1-1			B1 0-0	4	1	2	0	0	0	1										
Inning Stats	R: 0 E: 0 K: 1 S: 7	H: 0 LOB: 0 BB: 0 P: 8	R: 0 E: 0 K: 1 S: 7	H: 0 LOB: 1 BB: 1 P: 15	R: 0 E: 0 K: 2 S: 9	H: 1 LOB: 1 BB: 0 P: 15	R: 0 E: 0 K: 1 S: 9	H: 0 LOB: 0 BB: 1 P: 17	R: 0 E: 0 K: 1 S: 9	H: 0 LOB: 0 BB: 0 P: 13	R: 0 E: 0 K: 1 S: 8	H: 2 LOB: 2 BB: 0 P: 16	R: 0 E: 0 K: 1 S: 8	H: 1 LOB: 1 BB: 0 P: 10	R: 1 E: 0 K: 1 S: 9	H: 2 LOB: 1 BB: 0 P: 13	R: 0 E: 0 K: 0 S: 4		H: 0 LOB: 0 BB: 0 P: 7	R: 3 E: 0 K: 2 S: 5	H: 2 LOB: 1 BB: 1 P: 9	1B: 4 2B: 3 3B: 0 HR: 1	SF: 0 SAC: 1 DP: 1 HBP: 0	WP: 0 PB: 0 SB: 2 CS: 0	PA: 40		
PITCHER	IP 6.0	WLS B	BF 8	H 3	R 0	ER 0	SO 7	BB 2	IBB 0	HBP 0	BLK 0	WP 0	HR 0	S 49	P 84	ERA 0.00	WHIP 0.833										
Ken Hill, R ERA: 5.23 Mark Petkovsek, R ERA: 1.86 Troy Percival, R ERA: 2.04 Shigetoshi Hasegawa, R ERA: 4.75	(1,1) (7,1) (8,1) (10,1)																										

AB	36
R	4
H	8
RBI	4
BB	3
SO	9
LOB	14



Batter	1	2	3	4	5	6	7	8	9	10	AB	R	H	RBI	BB	SO	LOB	BOTTOM									
Darin Erstad, L OBP: 0.321, SLG: 0.383 (1,7) X	G4-3 1-0		G4-6-3 2-2		G4-6-3 1-2		K 0-0			K2-3 0-3	5	0	0	0	0	2	5	San Diego Padres @ Anaheim Angels Edison International Field, Anaheim, CA Mon Jul 19 1999, 10:05 PM EDT Att: 25,217 - Unknown - 73 F									
Randy Velarde, R OBP: 0.382, SLG: 0.437 (1,4) X	K 2-3			F9 1-1		G6-3 1-2		F8-6 2-1		K 0-3	5	1	2	0	0	2	0										
Mo Vaughn, L OBP: 0.359, SLG: 0.493 (1,3) X	K 1-3			F9 0-0		FC6-4 2-1		F8-6 3-1		G3-1 0-0	5	0	1	0	0	1	2										
Tim Salmon, R OBP: 0.426, SLG: 0.594 (1,9)		F8 1-2		K 1-3		FC6-4 1-0		2B 1-1			4	0	1	0	0	1	2										
16 Garret Anderson, L OBP: 0.329, SLG: 0.483 (1,8)		G6-3 2-0		K 1-2		FC5-4 1-0		2B 4-0			3	0	1	1	1	0	1										
Troy Glaus, R OBP: 0.310, SLG: 0.439 (1,5)		1B 1-2		P2 3-1		FC6-4 1-0		K 2-3			4	0	2	0	0	1	3										
Otlando Palmeiro, L OBP: 0.374, SLG: 0.333 (1,10)		G3 1-2		G4-3 3-2		FC6-4 1-0		L7 2-2			4	0	0	0	0	0	2										
Matt Walbeck, S OBP: 0.313, SLG: 0.333 (1,2)			G4-6-3 4-2		1B 4-0		1B 0-0		G1-3 2-1		2	0	1	0	2	0	0										
Gary Disarcina, R OBP: 0.276, SLG: 0.282 (1,6)			K 2-3		G4-6-3 1-3		F9 0-0		F8 1-1		4	0	1	0	0	1	3										
Inning Stats	R: 0 E: 0 K: 2 S: 7	H: 0 LOB: 0 BB: 0 P: 11	R: 0 E: 0 K: 0 S: 10	H: 1 LOB: 1 BB: 0 P: 15	R: 0 E: 0 K: 1 S: 9	H: 0 LOB: 0 BB: 1 P: 17	R: 1 E: 0 K: 1 S: 11	H: 2 LOB: 1 BB: 0 P: 17	R: 0 E: 0 K: 0 S: 5	H: 1 LOB: 1 BB: 0 P: 12	R: 0 E: 0 K: 1 S: 7	H: 2 LOB: 2 BB: 0 P: 9	R: 0 E: 0 K: 1 S: 9	H: 2 LOB: 2 BB: 1 P: 21	R: 0 E: 0 K: 0 S: 7	H: 0 LOB: 0 BB: 0 P: 12	R: 0 E: 0 K: 2 S: 7		H: 0 LOB: 0 BB: 0 P: 7	1B: 6 2B: 4 3B: 0 HR: 0	SF: 0 SAC: 0 DP: 3 HBP: 0	WP: 0 PB: 0 SB: 0 CS: 0	PA: 39				
PITCHER	IP 7.0	WLS W	BF 8	H 2	R 0	ER 0	SO 2	BB 0	IBB 0	HBP 0	BLK 0	WP 0	HR 0	S 56	P 93	ERA 1.29	WHIP 1.286										
Matt Clement, R ERA: 4.54 Dan Miceli, R ERA: 3.46 Trevor Hoffman, R ERA: 2.83	(1,1) (8,1) (10,1)																										

AB	36
R	1
H	9
RBI	1
BB	3
SO	8
LOB	18



Batter	1	2	3	4	5	6	7	8	9	AB	R	H	RBI	BB	SO	LOB	TOP			
Quilvio Veras, S OBP: 0.358, SLG: 0.366	2-1 F8 2B		1-2 G5-3		2-0 F9		1-0 G6-3		1 SAFE 3-2 G3-1	5	0	1	0	0	0	1	San Diego Padres @ Anaheim Angels Edison International Field, Anaheim, CA Tue Jul 20 1999, 4:05 PM EDT Att: 35,247 - Unknown - 82 F livebaseballscorecards.com			
Tony Gwynn, L OBP: 0.392, SLG: 0.446	0-0 F8 2-3		4-0 BB			1-1 G5-3 2B		1-2 G3	1-3 3-H 2-0 L6	4	0	1	0	1	0	2				
Reggie Sanders, R OBP: 0.395, SLG: 0.542	4-1 FC5 BB		0-0 F9			2-1 G6-3		3-3 K G4-3 2B		3	1	0	0	1	1	2				
Phil Nevin, R OBP: 0.337, SLG: 0.536 Wally Joyner, L OBP: 0.394, SLG: 0.382	3-3 K 1-2		3-3 K			2-0 G5-3 2-3		2-2 G4-3 1-3		4	0	0	0	0	2	5				
Eric Owens, R OBP: 0.353, SLG: 0.447	4-1 BB			1-0 G4-3		4-0 FC5 BB		2-2 S 2B		2	0	1	1	2	0	0				
Ruben Rivera, R OBP: 0.303, SLG: 0.494	2-2 FC5 2-3f			3-2 F7		4-2 BB		3-H 2-3 K		3	0	0	0	1	1	4				
George Arias, R OBP: 0.272, SLG: 0.431 Carlos Baerga, S OBP: 0.306, SLG: 0.364 Ed Giovanola, L OBP: 0.327, SLG: 0.277		3-3 K		0-1 P7		2-2 FC5 2-3f			1-1 1B E 1B	3	0	0	0	0	1	3				
Ben Davis, S OBP: 0.299, SLG: 0.358		0-3 K			2-3 K		3-1 F8		2-2 G3-1 1-3 1B	4	0	1	0	0	2	0				
Damian Jackson, R OBP: 0.346, SLG: 0.407		0-1 P5			1-2 G1-3		1-1 F8		2-3 K	4	0	0	0	0	1	2				
Inning Stats	R: 0 E: 0 K: 1 S: 12	H: 1 LOB: 3 BB: 2 P: 27	R: 0 E: 0 K: 2 S: 9	H: 0 LOB: 0 BB: 0 P: 12	R: 0 E: 0 K: 1 S: 8	H: 0 LOB: 1 BB: 1 P: 16	R: 0 E: 0 K: 0 S: 7	H: 0 LOB: 0 BB: 0 P: 11	R: 0 E: 0 K: 1 S: 7	H: 1 LOB: 3 BB: 2 P: 12	R: 0 E: 0 K: 0 S: 5	H: 0 LOB: 0 BB: 0 P: 10	R: 1 E: 0 K: 2 S: 17	H: 1 LOB: 1 BB: 0 P: 27	R: 1 E: 1 K: 1 S: 16	H: 2 LOB: 1 BB: 0 P: 26		1B: 2 2B: 3 3B: 0 HR: 0	SF: 0 SAC: 0 DP: 0 HBP: 0	WP: 1 PB: 0 SB: 3 CS: 0
PITCHER	IP WLS BF H R ER SO BB IBB HBP BLK WP HR S P ERA WHIP																			
Chuck Finley, L ERA: 5.59	(1, 1) 7.2 0 32 3 1 1 6 5 0 0 0 1 0 73 136 1.17 1.043																			
Mark Petkovsek, R ERA: 1.82	(8, 1) 1.0 L 5 2 1 0 2 0 0 0 0 0 0 0 18 28 0.00 2.000																			
Jarrod Washburn, L ERA: 9.0	(9, 1) 0.1 1 0 0 0 0 0 0 0 0 0 0 0 1 3 0.00 0.000																			

Batter	1	2	3	4	5	6	7	8	9	AB	R	H	RBI	BB	SO	LOB	BOTTOM			
Darin Erstad, L OBP: 0.323, SLG: 0.392	0-0 HR		0-2 F9		1-1 CS 1B			1-0 F7		4	1	2	1	0	0	0	San Diego Padres @ Anaheim Angels Edison International Field, Anaheim, CA Tue Jul 20 1999, 4:05 PM EDT Att: 35,247 - Unknown - 82 F livebaseballscorecards.com			
Randy Velarde, R OBP: 0.376, SLG: 0.432	0-1 G4-3		2-2 G6-3		2-2 G5-3 1-2			2-3 K		4	0	0	0	0	1	1				
Mo Vaughn, L OBP: 0.361, SLG: 0.491	1-0 BB 1B		4-2 BB			1-1 F7		3-2 F8		3	0	1	0	1	0	0				
Tim Salmon, R OBP: 0.421, SLG: 0.578	4-1 BB		3-2 F7			2-1 F8			0-0 G4-3	3	0	0	0	1	0	1				
16 Garret Anderson, L OBP: 0.328, SLG: 0.481	0-3 K			1-2 G6-3		1-0 G3-1			2-0 G6-4-3 1B	4	0	1	0	0	1	2				
Jeff Huson, L OBP: 0.298, SLG: 0.306	0-3 K			0-1 F8			0-0 G4-3 SH3-4 1B		1-0 G6-4-3 1-2f	4	0	1	0	0	1	3				
Orlando Palmeiro, L OBP: 0.375, SLG: 0.539		0-1 G4-3		3-2 2B			1-1 SH3-4			2	0	1	0	0	0	0				
Matt Walbeck, S OBP: 0.309, SLG: 0.328		1-3 K		3-2 P6			0-0 G4-3			3	0	0	0	0	1	2				
Gary Disarcina, R OBP: 0.266, SLG: 0.270		1-1 G6-3			0-3 K		1-2 F8			3	0	0	0	0	1	1				
Inning Stats	R: 1 E: 0 K: 2 S: 11	H: 2 LOB: 2 BB: 1 P: 16	R: 0 E: 0 K: 1 S: 7	H: 0 LOB: 0 BB: 0 P: 9	R: 0 E: 0 K: 0 S: 13	H: 0 LOB: 1 BB: 1 P: 22	R: 0 E: 0 K: 0 S: 12	H: 1 LOB: 0 BB: 0 P: 19	R: 0 E: 0 K: 1 S: 8	H: 1 LOB: 1 BB: 0 P: 11	R: 0 E: 0 K: 0 S: 5	H: 0 LOB: 0 BB: 0 P: 9	R: 0 E: 0 K: 1 S: 10	H: 0 LOB: 0 BB: 0 P: 16	R: 0 E: 0 K: 0 S: 3	H: 1 LOB: 0 BB: 0 P: 6		1B: 4 2B: 1 3B: 0 HR: 1	SF: 0 SAC: 1 DP: 1 HBP: 0	WP: 0 PB: 0 SB: 0 CS: 1
PITCHER	IP WLS BF H R ER SO BB IBB HBP BLK WP HR S P ERA WHIP																			
Andy Ashby, R ERA: 3.0	(1, 1) 8.0 W 30 5 1 1 5 2 0 0 0 0 0 1 74 112 1.12 0.875																			
Trevor Hoffman, R ERA: 2.76	(9, 1) 1.0 S 3 1 0 0 0 0 0 0 0 0 0 0 3 6 0.00 1.000																			

Batter	1	2	3	4	5	6	7	8	9	AB	R	H	RBI	BB	SO	LOB	TOP				
Darin Erstad, L (1, 10) OBP: 0.317, SLG: 0.380										3	0	0	0	1	1	1	Anaheim Angels @ Baltimore Orioles Oriole Park at Camden Yards, Baltimore, MD Fri Jul 23 1999, 7:05 PM EDT Att: 43,945 - Cloudy - 96 F				
Randy Velarde, R (1, 4) OBP: 0.383, SLG: 0.433										4	0	1	0	0	0	1					
Mo Vaughn, L (1, 3) OBP: 0.361, SLG: 0.493										4	0	0	0	0	1	3					
Tim Salmon, R (1, 9) OBP: 0.429, SLG: 0.583										3	0	0	0	1	1	0					
16 Garret Anderson, L (1, 8) OBP: 0.324, SLG: 0.479										4	0	1	0	0	0	2					
Troy Glaus, R (1, 5) OBP: 0.312, SLG: 0.454										4	0	1	0	0	1	1					
Orlando Palmeiro, L (1, 7) OBP: 0.374, SLG: 0.340										4	0	1	0	0	0	2					
Matt Walbeck, S (1, 2) OBP: 0.313, SLG: 0.337										3	0	2	0	0	0	1					
Gary Disarcina, R (1, 6) OBP: 0.273, SLG: 0.268										3	0	0	0	0	1	3					
Inning Stats	R: 0 E: 0 K: 0 S: 9	H: 0 LOB: 2 BB: 2 P: 18	R: 0 E: 0 K: 0 S: 8	H: 1 LOB: 1 BB: 0 P: 10	R: 0 E: 0 K: 0 S: 5	H: 0 LOB: 0 BB: 0 P: 6	R: 0 E: 0 K: 0 S: 11	H: 1 LOB: 1 BB: 0 P: 15	R: 0 E: 0 K: 3 S: 13	H: 2 LOB: 2 BB: 0 P: 21	R: 0 E: 0 K: 1 S: 9	H: 1 LOB: 1 BB: 0 P: 13	R: 0 E: 0 K: 0 S: 10	H: 0 LOB: 0 BB: 0 P: 17	R: 0 E: 0 K: 1 S: 9	H: 0 LOB: 0 BB: 0 P: 11		1B: 6 2B: 0 3B: 0 HR: 0	SF: 0 SAC: 0 DP: 1 HBP: 0	WP: 0 PB: 0 SB: 1 CS: 0	PA: 34
PITCHER	IP	WLS	BF	H	R	ER	SO	BB	IBB	HBP	BLK	WP	HR	S	P	ERA	WHIP				
Juan Guzman, R (1, 1) ERA: 4.21	8.0	W	31	6	0	0	4	2	0	0	0	0	0	74	111	0.00	1.000				
Jesse Orosco, L (9, 1) ERA: 7.2	0.1	H	1	0	0	0	0	0	0	0	0	0	0	2	2	0.00	0.000				
Mike Timlin, R (9, 1) ERA: 4.73	0.2	S	2	0	0	0	1	0	0	0	0	0	0	7	9	0.00	0.000				

Batter	1	2	3	4	5	6	7	8	9	AB	R	H	RBI	BB	SO	LOB	BOTTOM				
Brady Anderson, L (1, 8) OBP: 0.418, SLG: 0.462										3	0	1	0	1	1	0	Anaheim Angels @ Baltimore Orioles Oriole Park at Camden Yards, Baltimore, MD Fri Jul 23 1999, 7:05 PM EDT Att: 43,945 - Cloudy - 96 F				
Mike Bordick, R (1, 6) OBP: 0.330, SLG: 0.381										4	0	1	0	0	1	2					
B.J. Surhoff, L (1, 7) OBP: 0.366, SLG: 0.553										3	0	0	0	0	0	4					
Albert Belle, R (1, 9) OBP: 0.390, SLG: 0.485										4	0	1	0	0	1	4					
Harold Baines, L (1, 10) OBP: 0.409, SLG: 0.635										4	1	1	0	0	1	2					
Will Clark, L (1, 3) OBP: 0.378, SLG: 0.513										3	0	1	0	1	0	0					
Cal Ripken Jr., R (1, 5) OBP: 0.339, SLG: 0.550										3	0	1	1	0	0	0					
Delino DeShields, L (1, 4) OBP: 0.350, SLG: 0.368										3	0	0	0	0	1	3					
Mike Figga, R (1, 2) OBP: 0.229, SLG: 0.265										3	0	1	0	0	0	1					
Inning Stats	R: 0 E: 0 K: 1 S: 16	H: 1 LOB: 2 BB: 0 P: 23	R: 0 E: 0 K: 1 S: 6	H: 0 LOB: 0 BB: 0 P: 7	R: 0 E: 0 K: 1 S: 15	H: 2 LOB: 2 BB: 0 P: 20	R: 1 E: 0 K: 0 S: 10	H: 2 LOB: 1 BB: 0 P: 16	R: 0 E: 0 K: 1 S: 5	H: 0 LOB: 0 BB: 0 P: 6	R: 0 E: 0 K: 0 S: 9	H: 1 LOB: 2 BB: 1 P: 17	R: 0 E: 0 K: 0 S: 7	H: 1 LOB: 2 BB: 1 P: 19	R: 0 E: 0 K: 1 S: 5	H: 0 LOB: 0 BB: 0 P: 6		1B: 6 2B: 1 3B: 0 HR: 0	SF: 1 SAC: 0 DP: 0 HBP: 1	WP: 0 PB: 0 SB: 0 CS: 0	PA: 34
PITCHER	IP	WLS	BF	H	R	ER	SO	BB	IBB	HBP	BLK	WP	HR	S	P	ERA	WHIP				
Jack McDowell, R (1, 1) ERA: 1.99	5.2	L	25	6	1	1	4	1	0	1	0	0	0	60	88	1.59	1.235				
Mike Magnante, L (6, 1) ERA: 4.4	1.0		5	1	0	0	0	1	0	0	0	0	0	6	16	0.00	2.000				
Al Levine, R (7, 1) ERA: 2.72	0.1		1	0	0	0	0	0	0	0	0	0	0	2	4	0.00	0.000				
Mike Holtz, L (8, 1) ERA: 6.1	1.0		3	0	0	0	1	0	0	0	0	0	0	5	6	0.00	0.000				

AB 32
R 0
H 6
RBI 0
BB 2
SO 5
LOB 14



AB 30
R 1
H 7
RBI 1
BB 2
SO 5
LOB 16



Batter	1	2	3	4	5	6	7	8	9	AB	R	H	RBI	BB	SO	LOB	TOP				
Darin Erstad, L (1.7) OBP: 0.318, SLG: 0.380	G5-3		G1-3		G6-3					5	0	2	1	0	0	2	Anaheim Angels @ Baltimore Orioles Oriole Park at Camden Yards, Baltimore, MD Sat Jul 24 1999, 7:05 PM EDT Att: 48,544 - Unknown - 97 F				
Randy Velarde, R (1.4) OBP: 0.383, SLG: 0.436	FC6-4 BB		L8			E4 3B	G6-3		F8	4	1	1	0	1	0	3					
Mo Vaughn, L (1.3) OBP: 0.355, SLG: 0.485	F7		K					P3	L9	5	0	0	0	0	2	3					
Tim Salmon, R (1.9) OBP: 0.417, SLG: 0.565	FC6-4 1-2			G3				K		4	0	0	0	0	2	1					
16 Garret Anderson, L (1.10) OBP: 0.328, SLG: 0.480		G6-3		G6-4-3 1B						3	0	2	0	1	0	0					
Troy Glaus, R (1.5) OBP: 0.312, SLG: 0.450				G6-4-3 1-2			F9		F7	3	0	0	0	1	0	3					
Reggie Williams, S (1.8) OBP: 0.290, SLG: 0.355		G4-3			F8 S BB				HR BB	2	1	0	0	2	1	1					
Matt Walbeck, S (1.2) OBP: 0.313, SLG: 0.333 Charlie O'Brien, R (7.2) OBP: 0.143, SLG: 0.154	F7				K		G6-3 1B BLK BB		HR	2	1	0	0	1	1	2					
Gary Disarcina, R (1.6) OBP: 0.272, SLG: 0.259			L8 G1-3 BB		F8		G6-3		G5-3	3	0	0	0	1	0	2					
Inning Stats	R: 0 E: 0 K: 0 S: 11	H: 0 LOB: 1 BB: 1 P: 17	R: 0 E: 0 K: 0 S: 5	H: 0 LOB: 1 BB: 1 P: 10	R: 0 E: 0 K: 1 S: 9	H: 0 LOB: 1 BB: 1 P: 17	R: 0 E: 0 K: 0 S: 7	H: 1 LOB: 0 BB: 0 P: 12	R: 0 E: 0 K: 1 S: 6	H: 0 LOB: 1 BB: 1 P: 12	R: 1 E: 1 K: 2 S: 15	H: 2 LOB: 1 BB: 0 P: 20	R: 1 E: 0 K: 1 S: 13	H: 1 LOB: 1 BB: 1 P: 23	R: 0 E: 0 K: 1 S: 10	H: 0 LOB: 1 BB: 1 P: 19		R: 2 E: 0 K: 0 S: 13	H: 2 LOB: 1 BB: 1 P: 26	1B: 4 2B: 0 3B: 1 HR: 1	SF: 0 SAC: 0 DP: 1 HBP: 0
PITCHER	IP	WLS	BF	H	R	ER	SO	BB	IBB	HBP	BLK	WP	HR	S	P	ERA	WHIP				
Jason Johnson, R (1.1) ERA: 5.34	7.0	W	29	4	2	2	5	5	0	0	1	0	0	66	111	2.57	1.286				
Arthur Rhodes, L (8.1) ERA: 6.37	1.1		8	2	2	2	1	2	0	0	0	0	1	18	34	13.50	3.000				
Arthur Rhodes, L (9.1) ERA: 6.37	1.1		8	2	2	2	1	2	0	0	0	0	1	18	34	13.50	3.000				
Scott Kamieniecki, R (9.1) ERA: 7.99	0.2		2	0	0	0	0	0	0	0	0	0	0	5	11	0.00	0.000				

AB 32
R 4
H 6
RBI 3
BB 7
SO 6
LOB 17



Batter	1	2	3	4	5	6	7	8	9	AB	R	H	RBI	BB	SO	LOB	BOTTOM				
Brady Anderson, L (1.8) OBP: 0.418, SLG: 0.462	1B 2B		HBP 1B BB		P6	G4-3	F9			4	1	1	0	1	0	4	Anaheim Angels @ Baltimore Orioles Oriole Park at Camden Yards, Baltimore, MD Sat Jul 24 1999, 7:05 PM EDT Att: 48,544 - Unknown - 97 F				
Mike Bordick, R (1.6) OBP: 0.333, SLG: 0.382	K		HBP 1B			K	FC6-4 IBB		G1-3 1B	4	0	2	0	1	2	1					
B.J. Surhoff, L (1.7) OBP: 0.365, SLG: 0.553 Rich Amaral, R (8.7) OBP: 0.380, SLG: 0.409	P2		SF8			S 1B	SF8		G1-3 1B	2	1	1	2	0	0	1					
Albert Belle, R (1.9) OBP: 0.390, SLG: 0.482 Arthur Rhodes, L (9.1) Scott Kamieniecki, R (9.1)	1B		G4-6-3 HBP			P5	FC6-4		P2	4	0	1	1	0	0	5					
Harold Baines, L (1.10) OBP: 0.411, SLG: 0.632 Jeff Conine, R (8.9) OBP: 0.346, SLG: 0.490	G4-3		G4-6-3			1B			G1-3	4	1	2	1	0	0	4					
Will Clark, L (1.3) OBP: 0.379, SLG: 0.522			K			HR			FC6-4 BB	4	1	1	1	1	1	2					
Cal Ripken Jr., R (1.5) OBP: 0.394, SLG: 0.576 Jeff Reboulet, R (9.5) OBP: 0.304, SLG: 0.205	F8					1B			FC6-4	5	2	3	3	0	0	3					
Delino DeShields, L (1.4) OBP: 0.353, SLG: 0.376						K			1B	4	1	2	0	0	1	1					
Charles Johnson, R (1.2) OBP: 0.356, SLG: 0.453 Mike Figga, R (8.2) OBP: 0.229, SLG: 0.265			E BB SF8			F9			1B	4	1	3	0	0	0	1					
Inning Stats	R: 1 E: 0 K: 1 S: 12	H: 2 LOB: 0 BB: 0 P: 19	R: 0 E: 0 K: 1 S: 10	H: 1 LOB: 0 BB: 0 P: 14	R: 1 E: 1 K: 0 S: 10	H: 2 LOB: 1 BB: 1 P: 23	R: 1 E: 0 K: 1 S: 12	H: 2 LOB: 1 BB: 0 P: 20	R: 1 E: 0 K: 1 S: 12	H: 2 LOB: 1 BB: 0 P: 18	R: 2 E: 0 K: 0 S: 17	H: 3 LOB: 2 BB: 1 P: 32	R: 2 E: 0 K: 0 S: 15	H: 3 LOB: 1 BB: 0 P: 26	R: 0 E: 0 K: 0 S: 11	H: 2 LOB: 3 BB: 1 P: 22		1B: 11 2B: 3 3B: 0 HR: 3	SF: 2 SAC: 0 DP: 1 HBP: 1	WP: 0 PA: 43 PB: 0 SB: 1 CS: 0	
PITCHER	IP	WLS	BF	H	R	ER	SO	BB	IBB	HBP	BLK	WP	HR	S	P	ERA	WHIP				
Ken Hill, R (1.1) ERA: 5.33	5.0	L	24	9	4	4	4	1	0	1	0	0	1	10	18	-	-				
Al Levine, R (6.1) ERA: 3.11	0.0		3	3	2	2	0	0	0	0	0	0	1	10	18	-	-				
Mike Magnante, L (6.1) ERA: 4.33	0.2		3	0	0	0	0	0	1	0	0	0	0	5	12	0.00	0.000				
Shigetoshi Hasegawa, R (6.1) ERA: 4.93	1.1		7	3	2	2	0	0	0	0	0	0	1	17	28	13.50	2.250				
Mike Flynne, R (8.1) ERA: 6.76	1.0		6	2	0	0	0	1	0	0	0	0	0	11	22	0.00	3.000				

AB 37
R 8
H 17
RBI 8
BB 3
SO 4
LOB 24



Batter	1	2	3	4	5	6	7	8	9	10	11	AB	R	H	RBI	BB	SO	LOB	TOP								
Orlando Palmeiro, L OBP: 0.372, SLG: 0.339 Reggie Williams, S OBP: 0.266, SLG: 0.349	G1-3	K			1B	G4-3			K			4	1	1	0	0	1	0									
16 Garret Anderson, L OBP: 0.329, SLG: 0.476	BB SF7 1B	F9			1B		G3		K			4	2	1	0	1	1	0									
Randy Velarde, R OBP: 0.388, SLG: 0.445	SF7 1B BB		HR		1B SF7 BB			S BB	K			2	3	1	1	3	1	0									
Mo Vaughn, L OBP: 0.356, SLG: 0.482	1B BB		G5-3		1B	FC5-4 1B			K			4	1	1	2	1	1	1									
Tim Salmon, R OBP: 0.410, SLG: 0.556	SF7		F7		SF7			FC6-4 IBB				2	0	0	2	1	1	0									
Darin Erstad, L OBP: 0.317, SLG: 0.376	1B		F8		FC5-4			FC6-4				5	0	1	1	0	0	3									
Troy Glaus, R OBP: 0.310, SLG: 0.446	1B		L8		G2-3				K			5	0	1	1	0	2	1									
Gary Disarcina, R OBP: 0.258, SLG: 0.244	K		F9		K				K			5	0	0	0	0	3	2									
Charlie O'Brien, R OBP: 0.133, SLG: 0.143 Matt Walbeck, S OBP: 0.311, SLG: 0.332	F7		K		K				K			4	0	0	0	0	2	0									
Inning Stats	R: 3 E: 0 K: 1 S: 15	H: 3 LOB: 2 BB: 2 P: 25	R: 0 E: 0 K: 1 S: 6	H: 0 LOB: 0 BB: 0 P: 10	R: 1 E: 0 K: 0 S: 7	H: 1 LOB: 0 BB: 0 P: 11	R: 0 E: 0 K: 1 S: 6	H: 0 LOB: 0 BB: 0 P: 7	R: 3 E: 0 K: 0 S: 10	H: 2 LOB: 1 BB: 2 P: 22	R: 0 E: 0 K: 1 S: 7	H: 0 LOB: 0 BB: 2 P: 13	R: 0 E: 0 K: 3 S: 9	H: 0 LOB: 0 BB: 0 P: 11	R: 0 E: 0 K: 3 S: 10	H: 0 LOB: 0 BB: 0 P: 16	R: 0 E: 0 K: 1 S: 5	H: 0 LOB: 0 BB: 0 P: 5	R: 0 E: 0 K: 1 S: 5	H: 0 LOB: 0 BB: 0 P: 5	1B: 5 2B: 0 3B: 0 HR: 1	SF: 2 SAC: 0 DP: 0 HBP: 0	WP: 0 PB: 0 SB: 1 CS: 0	PA: 45			
PITCHER	IP WLS BF H R ER SO BB IBB HBP BLK WP HR S P ERA WHIP	4.0 3.0 1.0 1.1 1.2	21 12 3 4 5	5 0 0 0 0	7 0 0 0 0	3 2 0 0 0	3 0 0 0 0	3 0 0 0 0	2 1 0 0 0	1 0 0 0 0	0 0 0 0 0	0 0 0 0 0	0 0 0 0 0	0 0 0 0 0	0 0 0 0 0	0 0 0 0 0	0 0 0 0 0	0 0 0 0 0	0 0 0 0 0	0 0 0 0 0	0 0 0 0 0	0 0 0 0 0	0 0 0 0 0	0 0 0 0 0	0 0 0 0 0	0 0 0 0 0	0 0 0 0 0

Anaheim Angels @ Baltimore Orioles
 Oriole Park at Camden Yards, Baltimore, MD
 Sun Jul 25 1999, 1:35 PM EDT
 Att: 44,724 - Cloudy - 96 F

AB 37
 R 7
 H 6
 RBI 7
 BB 6
 SO 13
 LOB 7



Batter	1	2	3	4	5	6	7	8	9	10	11	AB	R	H	RBI	BB	SO	LOB	BOTTOM								
Rich Amaral, R OBP: 0.368, SLG: 0.394	G5-3	FC1-6-5		F8			1B HR 1B	K		G6-3		6	1	1	0	0	1	4									
Delino DeShields, L OBP: 0.245, SLG: 0.359	G4-3	K			G4-3		1B HR 1B			G3-1		6	1	1	0	0	1	1									
B.J. Surhoff, L OBP: 0.367, SLG: 0.552	HR BB				K		P4			K		4	2	1	0	2	2	2									
Albert Belle, R OBP: 0.399, SLG: 0.512	HR			FC6-4 BB	1B		1H 2H HR			HR		4	3	4	6	1	0	0									
Jeff Conine, R OBP: 0.342, SLG: 0.482	1B			K	P2		L1			K		6	0	1	0	0	2	5									
Will Clark, L OBP: 0.378, SLG: 0.512	G4-3			K			P7					4	0	0	0	2	2	3									
Cal Ripken Jr., R OBP: 0.351, SLG: 0.592		HR		FC6-4			2B			P5		5	1	3	2	0	0	2									
Charles Johnson, R OBP: 0.355, SLG: 0.448 Harold Baines, L OBP: 0.409, SLG: 0.630 Mike Bordick, R OBP: 0.333, SLG: 0.382	FC1-6-4 SH3 BB			G6-3			G5-3			K		3	0	0	0	1	1	1									
Jeff Reboulet, R OBP: 0.305, SLG: 0.202 Brady Anderson, L OBP: 0.417, SLG: 0.461 Mike Figg, R OBP: 0.223, SLG: 0.265	SH3			G6-3			F8			K		2	0	0	0	1	0	1									
Inning Stats	R: 2 E: 0 K: 0 S: 11	H: 2 LOB: 1 BB: 1 P: 24	R: 1 E: 0 K: 1 S: 9	H: 1 LOB: 1 BB: 1 P: 16	R: 0 E: 0 K: 2 S: 11	H: 1 LOB: 2 BB: 1 P: 19	R: 0 E: 0 K: 0 S: 6	H: 0 LOB: 0 BB: 0 P: 8	R: 0 E: 0 K: 1 S: 8	H: 1 LOB: 1 BB: 0 P: 15	R: 3 E: 0 K: 0 S: 14	H: 3 LOB: 0 BB: 0 P: 23	R: 0 E: 0 K: 2 S: 10	H: 0 LOB: 0 BB: 1 P: 19	R: 1 E: 0 K: 2 S: 10	H: 1 LOB: 0 BB: 0 P: 15	R: 0 E: 0 K: 2 S: 7	H: 0 LOB: 2 BB: 1 P: 12	R: 1 E: 0 K: 0 S: 3	H: 1 LOB: 3 BB: 2 P: 12	1B: 5 2B: 2 3B: 0 HR: 4	SF: 0 SAC: 1 DP: 0 HBP: 2	WP: 0 PB: 0 SB: 0 CS: 0	PA: 52			
PITCHER	IP WLS BF H R ER SO BB IBB HBP BLK WP HR S P ERA WHIP	6.0 2.0 2.0 0.1	29 8 9 4	8 1 1 1	5 5 2 0	3 1 0 1	0 0 0 0	0 0 0 0	0 0 0 0	0 0 0 0	0 0 0 0	0 0 0 0	0 0 0 0	0 0 0 0	0 0 0 0	0 0 0 0	0 0 0 0	0 0 0 0	0 0 0 0	0 0 0 0	0 0 0 0	0 0 0 0	0 0 0 0	0 0 0 0	0 0 0 0	0 0 0 0	0 0 0 0

Anaheim Angels @ Baltimore Orioles
 Oriole Park at Camden Yards, Baltimore, MD
 Sun Jul 25 1999, 1:35 PM EDT
 Att: 44,724 - Cloudy - 96 F

AB 42
 R 8
 H 11
 RBI 8
 BB 7
 SO 11
 LOB 23



Batter	1	2	3	4	5	6	7	8	9	AB	R	H	RBI	BB	SO	LOB	TOP					
Orlando Palmeiro, L OBP: 0.371, SLG: 0.335	G6-3		BB		G4-3			G4-3		3	0	0	0	1	0	1	Anaheim Angels @ Tampa Bay Devil Rays Tropicana Field, St. Petersburg, FL Mon Jul 26 1999, 7:05 PM EDT Att: 14,336 - Dome - 72 F livebaseballscorecards.com					
16 Garret Anderson, L OBP: 0.326, SLG: 0.473	G4-3		BB	F8		E3		G3-1	4	0	0	0	0	0	2							
Randy Velarde, R OBP: 0.386, SLG: 0.443	K			G5-3		F8		DI 1B	4	0	1	0	0	1	1							
Mo Vaughn, L OBP: 0.358, SLG: 0.481		L4-3 BB		FC6-4 1B		G4-6-3		K	3	0	1	0	1	1	2							
Tim Salmon, R OBP: 0.400, SLG: 0.538	P4			FC6-4 1-2		G5-3		K	4	0	0	0	0	1	3							
Darin Erstad, L OBP: 0.314, SLG: 0.375	L4-3			F8		G4-3			3	0	0	0	0	0	2							
Troy Glaus, R OBP: 0.310, SLG: 0.445			F8-3 1B		P3		K		3	0	1	0	0	1	0							
Matt Walbeck, S OBP: 0.307, SLG: 0.327			F8-3		F9		G4-3		3	0	0	0	0	0	1							
Gary Disarcina, R OBP: 0.270, SLG: 0.250			BB 1B				F9		2	0	1	0	1	0	0							
Inning Stats	R: 0 E: 0 K: 1 S: 8	H: 0 LOB: 0 BB: 0 P: 13	R: 0 E: 0 K: 0 S: 7	H: 0 LOB: 0 BB: 1 P: 16	R: 0 E: 0 K: 0 S: 8	H: 2 LOB: 2 BB: 1 P: 18	R: 0 E: 0 K: 0 S: 6	H: 1 LOB: 1 BB: 0 P: 8	R: 0 E: 0 K: 0 S: 6	H: 0 LOB: 1 BB: 1 P: 15	R: 0 E: 1 K: 0 S: 9	H: 0 LOB: 0 BB: 0 P: 14	R: 0 E: 0 K: 1 S: 12	H: 0 LOB: 0 BB: 0 P: 19	R: 0 E: 0 K: 0 S: 4	H: 0 LOB: 0 BB: 0 P: 7	R: 0 E: 0 K: 2 S: 12	H: 1 LOB: 1 BB: 0 P: 17	1B: 4 2B: 2 3B: 0 HR: 0	SF: 0 SAC: 0 DP: 3 HBP: 0	WP: 0 PB: 0 SB: 0 CS: 0	PA: 32
PITCHER Bobby Witt, R ERA: 5.22	IP: 9.0 WLS: W BF: 32 H: 4 R: 0 ER: 0 SO: 4 BB: 3 IBB: 0 HBP: 0 BLK: 0 WP: 0 HR: 0 S: 72 P: 127 ERA: 0.00 WHIP: 0.778															PITCHER						

Batter	1	2	3	4	5	6	7	8	9	AB	R	H	RBI	BB	SO	LOB	BOTTOM			
Terrell Lowery, R OBP: 0.436, SLG: 0.571	K		G4-6-3 1B		SH1-3 1B	1-H 2B				4	1	3	1	0	1	0	Anaheim Angels @ Tampa Bay Devil Rays Tropicana Field, St. Petersburg, FL Mon Jul 26 1999, 7:05 PM EDT Att: 14,336 - Dome - 72 F livebaseballscorecards.com			
Dave Martinez, L OBP: 0.373, SLG: 0.429	B1-3		G4-6-3		SH1-3	G5-3			3	0	0	0	0	0	3					
Bubba Trammell, R OBP: 0.366, SLG: 0.500	F9		F8		HR 1B	F7			4	1	1	2	0	0	2					
Fred McGriff, L OBP: 0.425, SLG: 0.616		HR		2B BB	HR	G6-3			3	3	2	3	1	0	0					
John Flaherty, R OBP: 0.325, SLG: 0.424		G6-4-3 1B		G3 2B	CS 1B	K			4	0	3	1	0	1	0					
Wade Boggs, L OBP: 0.354, SLG: 0.357	G6-4-3		G3		FC6 BB	G4-3			3	0	0	0	1	0	2					
Bobby Smith, R OBP: 0.241, SLG: 0.214		S BB		K	FC6	K			3	0	0	0	1	2	2					
Aaron Ledesma, R OBP: 0.301, SLG: 0.301	G4-3		F8		PB 2B BB	G4-3			3	1	0	0	1	0	2					
David Lamb, S OBP: 0.284, SLG: 0.299			G4-6-3 1B		SH1-3 1B	P4		G4-3	4	1	2	0	0	0	1					
Inning Stats	R: 0 E: 0 K: 1 S: 8	H: 0 LOB: 0 BB: 0 P: 10	R: 1 E: 0 K: 0 S: 8	H: 2 LOB: 1 BB: 1 P: 19	R: 0 E: 0 K: 0 S: 7	H: 2 LOB: 1 BB: 0 P: 13	R: 1 E: 0 K: 1 S: 13	H: 1 LOB: 1 BB: 1 P: 20	R: 4 E: 0 K: 0 S: 17	H: 5 LOB: 1 BB: 1 P: 28	R: 1 E: 0 K: 0 S: 13	H: 1 LOB: 1 BB: 1 P: 23	R: 0 E: 0 K: 1 S: 8	H: 0 LOB: 0 BB: 0 P: 13	R: 0 E: 0 K: 1 S: 5	H: 0 LOB: 0 BB: 0 P: 9	1B: 7 2B: 2 3B: 0 HR: 2	SF: 0 SAC: 1 DP: 2 HBP: 0	WP: 0 PB: 1 SB: 1 CS: 1	PA: 36
PITCHER Omar Olivares, R ERA: 4.05 Mike Fyhre, R ERA: 5.66	IP: 4.2 WLS: L BF: 24 H: 10 R: 6 ER: 6 SO: 2 BB: 3 IBB: 0 HBP: 0 BLK: 0 WP: 0 HR: 2 S: 52 P: 89 ERA: 11.57 WHIP: 2.786															PITCHER				

Batter	1	2	3	4	5	6	7	8	9	AB	R	H	RBI	BB	SO	LOB	TOP								
Darin Erstad, L (1, 7) OBP: 0.315, SLG: 0.371										3	0	0	0	1	1	2									
Randy Velarde, R (1, 4) OBP: 0.383, SLG: 0.439										4	0	0	0	0	0	2									
Mo Vaughn, L (1, 3) OBP: 0.365, SLG: 0.483										3	0	1	0	1	1	0									
Tim Salmon, R (1, 10) OBP: 0.385, SLG: 0.507										3	0	0	0	1	0	3									
16 Garret Anderson, L (1, 8) OBP: 0.329, SLG: 0.483										4	1	1	0	0	2	1									
Jeff Huson, L (1, 5) OBP: 0.304, SLG: 0.316										3	0	2	1	0	1	1									
Orlando Palmeiro, L (1, 9) OBP: 0.369, SLG: 0.333										2	0	0	0	0	0	1									
Charlie O'Brien, R (1, 2) OBP: 0.127, SLG: 0.136										3	0	0	0	0	0	2									
Gary Disarcina, R (1, 6) OBP: 0.290, SLG: 0.265										3	0	2	0	0	0	1									
Inning Stats	R: 0 E: 0 K: 0 S: 12	H: 1 LOB: 1 BB: 1 P: 24	R: 0 E: 0 K: 1 S: 8	H: 1 LOB: 1 BB: 0 P: 9	R: 0 E: 0 K: 1 S: 7	H: 0 LOB: 0 BB: 0 P: 10	R: 0 E: 0 K: 1 S: 6	H: 0 LOB: 0 BB: 0 P: 7	R: 0 E: 0 K: 0 S: 5	H: 1 LOB: 1 BB: 0 P: 5	R: 0 E: 0 K: 0 S: 11	H: 0 LOB: 1 BB: 1 P: 20	R: 1 E: 0 K: 0 S: 7	H: 1 LOB: 0 BB: 0 P: 9	R: 0 E: 0 K: 0 S: 7	H: 1 LOB: 0 BB: 0 P: 10	R: 0 E: 0 K: 2 S: 10	H: 0 LOB: 1 BB: 1 P: 16	1B: 4 2B: 1 3B: 1 HR: 0	SF: 1 SAC: 1 DP: 2 HBP: 0	WP: 0 PB: 0 SB: 1 CS: 1	PA: 33			
PITCHER	IP	WLS	BF	H	R	ER	SO	BB	IBB	HBP	BLK	WP	HR	S	P	ERA	WHIP								
Ryan Rupe, R (1, 1) ERA: 4.62	8.0	W	29	6	1	1	3	2	0	0	0	0	0	63	94	1.12	1.000								
Roberto Hernandez, R (9, 1) ERA: 3.29	1.0	S	4	0	0	0	2	1	0	0	0	0	0	10	16	0.00	1.000								

Anaheim Angels @ Tampa Bay Devil Rays
Tropicana Field, St. Petersburg, FL
Wed Jul 28 1999, 7:05 PM EDT
Att: 15,396 - Dome - 72 F

AB 28
R 1
H 6
RBI 1
BB 3
SO 5
LOB 13



Batter	1	2	3	4	5	6	7	8	9	AB	R	H	RBI	BB	SO	LOB	BOTTOM								
Terrell Lowery, R (1, 8) OBP: 0.375, SLG: 0.477										4	0	0	0	0	0	2									
Dave Martinez, L (1, 9) OBP: 0.372, SLG: 0.428										4	0	1	0	0	0	2									
Bubba Trammell, R (1, 7) OBP: 0.379, SLG: 0.529										4	1	2	1	0	0	0									
Fred McGriff, L (1, 3) OBP: 0.431, SLG: 0.619										3	0	1	0	1	1	2									
Bobby Smith, R (8, PR) OBP: 0.242, SLG: 0.217										0	1	0	0	0	0	0									
John Flaherty, R (1, 2) OBP: 0.325, SLG: 0.421										4	0	1	1	0	0	1									
Wade Boggs, L (1, 5) OBP: 0.388, SLG: 0.359										4	1	3	0	0	0	2									
Roberto Hernandez, R (9, 1)										0	0	0	0	0	0	0									
Aaron Ledesma, R (1, 4) OBP: 0.298, SLG: 0.293										3	1	1	0	1	0	3									
Paul Sorrento, L (1, 10) OBP: 0.340, SLG: 0.407										4	0	1	1	0	2	3									
David Lamb, S (1, 6) OBP: 0.294, SLG: 0.312										3	0	1	1	0	1	0									
Inning Stats	R: 0 E: 0 K: 0 S: 9	H: 0 LOB: 0 BB: 0 P: 12	R: 0 E: 0 K: 0 S: 8	H: 1 LOB: 1 BB: 1 P: 15	R: 0 E: 0 K: 2 S: 12	H: 0 LOB: 0 BB: 0 P: 16	R: 0 E: 0 K: 1 S: 7	H: 0 LOB: 0 BB: 0 P: 9	R: 0 E: 0 K: 1 S: 8	H: 1 LOB: 1 BB: 0 P: 11	R: 0 E: 0 K: 0 S: 20	H: 2 LOB: 2 BB: 0 P: 25	R: 2 E: 0 K: 0 S: 18	H: 4 LOB: 2 BB: 0 P: 26	R: 2 E: 0 K: 0 S: 10	H: 3 LOB: 1 BB: 1 P: 20	1B: 9 2B: 1 3B: 0 HR: 1	SF: 0 SAC: 0 DP: 2 HBP: 0	WP: 0 PB: 0 SB: 0 CS: 0	PA: 35					
PITCHER	IP	WLS	BF	H	R	ER	SO	BB	IBB	HBP	BLK	WP	HR	S	P	ERA	WHIP								
Jack McDowell, R (1, 1) ERA: 2.25	6.1	L	26	7	2	2	4	1	0	0	0	0	0	74	101	2.84	1.263								
Mark Petkovsek, R (7, 1) ERA: 2.01	0.1		2	1	0	0	0	0	0	0	0	0	0	7	10	0.00	3.000								
Mike Holtz, L (7, 1) ERA: 6.55	0.1		1	0	0	0	0	0	0	0	0	0	0	1	3	0.00	0.000								
Al Levine, R (8, 1) ERA: 3.5	0.0		3	3	2	2	0	0	0	0	0	0	1	5	7	∞	∞								
Mike Magnante, L (8, 1) ERA: 4.05	1.0		3	0	0	0	0	0	1	0	0	0	0	5	13	0.00	0.000								

Anaheim Angels @ Tampa Bay Devil Rays
Tropicana Field, St. Petersburg, FL
Wed Jul 28 1999, 7:05 PM EDT
Att: 15,396 - Dome - 72 F

AB 33
R 4
H 11
RBI 4
BB 2
SO 4
LOB 15



Batter	1	2	3	4	5	6	7	8	9	AB	R	H	RBI	BB	SO	LOB	TOP				
Jacque Jones, L (1, 8) OBP: 0.352, SLG: 0.474	3-2 G6-3 1B	1-1 CS	1-2 F7		1-1 G6-3			1-1 1B 2B	1-2 F9	5	1	2	0	0	0	2					
Denny Hocking, S (1, 4) OBP: 0.322, SLG: 0.382	1-2 G6-3 1-2f		2-2 G3-1			1-1 G6-4-3 1B		0-0 PB 1B SF7		4	1	2	0	0	0	1					
Matt Lawton, L (1, 9) OBP: 0.362, SLG: 0.397	3-1 S 1B		1-0 F7			4-0 G6-4-3 1-2 BB		0-2 SF7 PB 1-2 1B		3	0	2	1	1	0	0					
Marty Cordova, R (1, 10) OBP: 0.372, SLG: 0.457	4-2 1-2 BB			2-3 K		2-0 G6-4-3 1-2f 2-3		3-3 K		3	0	0	0	1	2	4					
Corey Koskie, L (1, 5) OBP: 0.369, SLG: 0.460 Brent Gates, S (8, PH) OBP: 0.367, SLG: 0.383	3-2 G1-3			3-3 K		1-0 G4-3		2-2 SF7		3	0	0	0	0	1	3					
Ron Coomer, R (1, 3) OBP: 0.372, SLG: 0.439		1-0 1B FC4-6		2-1 L6			2-2 G6-3		1-2 G4-3	4	1	1	0	0	0	1					
Chad Allen, R (1, 7) OBP: 0.339, SLG: 0.403		0-1 BB 1B		1-2 G4-3 1B			4-0 BB BB		2-3 K	3	0	2	0	1	1	0					
Terry Steinbach, R (1, 2) OBP: 0.384, SLG: 0.422		4-2 FC4-6 1-2 BB		0-0 G4-3			4-1 G4-3		4-2 FC4-6 BB	1	0	0	0	3	0	1					
Cristian Guzman, S (1, 6) OBP: 0.276, SLG: 0.287		1-1 FC4-6 1-2f 3-H		1-3 K			1-1 G4-3 1-2f		1-2 FC4-6	4	0	0	1	0	1	5					
Inning Stats	R: 0 E: 0 K: 0 S: 16	H: 2 LOB: 2 BB: 1 P: 30	R: 1 E: 0 K: 0 S: 8	H: 2 LOB: 0 BB: 1 P: 15	R: 0 E: 0 K: 2 S: 7	H: 0 LOB: 0 BB: 0 P: 11	R: 0 E: 0 K: 2 S: 8	H: 0 LOB: 0 BB: 0 P: 15	R: 0 E: 0 K: 1 S: 9	H: 1 LOB: 1 BB: 0 P: 12	R: 0 E: 0 K: 0 S: 4	H: 0 LOB: 1 BB: 1 P: 18	R: 0 E: 0 K: 1 S: 16	H: 3 LOB: 1 BB: 0 P: 23	R: 2 E: 0 K: 1 S: 14	H: 0 LOB: 1 BB: 1 P: 22	1B: 8 2B: 1 3B: 0 HR: 0	SF: 1 SAC: 0 DP: 3 HBP: 0	WP: 0 PB: 1 SB: 1 CS: 1	PA: 38	
PITCHER	IP WLS BF H R ER SO BB IBB HBP BLK WP HR S P ERA WHIP	IP WLS BF H R ER SO BB IBB HBP BLK WP HR S P ERA WHIP	IP WLS BF H R ER SO BB IBB HBP BLK WP HR S P ERA WHIP	IP WLS BF H R ER SO BB IBB HBP BLK WP HR S P ERA WHIP	IP WLS BF H R ER SO BB IBB HBP BLK WP HR S P ERA WHIP	IP WLS BF H R ER SO BB IBB HBP BLK WP HR S P ERA WHIP	IP WLS BF H R ER SO BB IBB HBP BLK WP HR S P ERA WHIP	IP WLS BF H R ER SO BB IBB HBP BLK WP HR S P ERA WHIP	IP WLS BF H R ER SO BB IBB HBP BLK WP HR S P ERA WHIP	IP WLS BF H R ER SO BB IBB HBP BLK WP HR S P ERA WHIP	IP WLS BF H R ER SO BB IBB HBP BLK WP HR S P ERA WHIP	IP WLS BF H R ER SO BB IBB HBP BLK WP HR S P ERA WHIP	IP WLS BF H R ER SO BB IBB HBP BLK WP HR S P ERA WHIP	IP WLS BF H R ER SO BB IBB HBP BLK WP HR S P ERA WHIP	IP WLS BF H R ER SO BB IBB HBP BLK WP HR S P ERA WHIP	IP WLS BF H R ER SO BB IBB HBP BLK WP HR S P ERA WHIP	IP WLS BF H R ER SO BB IBB HBP BLK WP HR S P ERA WHIP	IP WLS BF H R ER SO BB IBB HBP BLK WP HR S P ERA WHIP	IP WLS BF H R ER SO BB IBB HBP BLK WP HR S P ERA WHIP	IP WLS BF H R ER SO BB IBB HBP BLK WP HR S P ERA WHIP	IP WLS BF H R ER SO BB IBB HBP BLK WP HR S P ERA WHIP

Minnesota Twins @ Anaheim Angels
Edison International Field, Anaheim, CA
Fri Jul 30 1999, 10:05 PM EDT
Att: 38,319 - Unknown - 71 F

AB 30
R 3
H 9
RBI 3
BB 6
SO 5
LOB 17



Batter	1	2	3	4	5	6	7	8	9	AB	R	H	RBI	BB	SO	LOB	BOTTOM				
Darin Erstad, L (1, 7) OBP: 0.312, SLG: 0.367	0-1 G4-3		1-1 L5		1-1 F7		1-2 G4-3			4	0	0	0	0	0	1					
Jeff Huson, L (1, 4) OBP: 0.295, SLG: 0.306	0-0 L7		2-0 P3		1-0 P4			1-1 G4-3		4	0	0	0	0	0	1					
Mo Vaughn, L (1, 3) OBP: 0.361, SLG: 0.477	3-3 K			0-2 P6		1-0 G3		0-1 G4-3		4	0	0	0	0	1	0					
Tim Salmon, R (1, 9) OBP: 0.382, SLG: 0.496		4-2 16 G3-6-1 BB		1-0 F7		1-3 K		2-3 K		3	0	0	0	1	2	0					
16 Garret Anderson, L (1, 8) OBP: 0.330, SLG: 0.486		0-0 G3-6-1 1-2f		2-2 1B 1B		1-1 1B 2B			0-2 G4-3	4	0	2	0	0	0	1					
Troy Glaus, R (1, 5) OBP: 0.313, SLG: 0.445		1-2 E5 1B		2-2 1B 1-2 1B		4-1 BB		1-2 1B 2B		3	1	2	0	1	0	0					
Orlando Palmeiro, L (1, 10) OBP: 0.371, SLG: 0.536		0-0 1-2 1B		2-1 G4-3		0-0 F8			3-2 G1-6-3 2-H 1B	4	0	2	1	0	0	4					
Matt Walbeck, S (1, 2) OBP: 0.302, SLG: 0.321		0-0 F7			1-1 F7		0-2 L4		0-0 G1-6-3 1-2f	4	0	0	0	0	0	3					
Gary Disarcina, R (1, 6) OBP: 0.291, SLG: 0.267			1-2 L9		0-0 1B		0-1 G6-3			3	0	1	0	0	0	0					
Inning Stats	R: 0 E: 0 K: 1 S: 6	H: 0 LOB: 0 BB: 0 P: 9	R: 0 E: 1 K: 0 S: 9	H: 1 LOB: 2 BB: 1 P: 14	R: 0 E: 0 K: 0 S: 6	H: 0 LOB: 0 BB: 0 P: 10	R: 0 E: 0 K: 0 S: 13	H: 2 LOB: 2 BB: 0 P: 20	R: 0 E: 0 K: 0 S: 7	H: 1 LOB: 1 BB: 0 P: 9	R: 0 E: 0 K: 1 S: 8	H: 1 LOB: 0 BB: 1 P: 15	R: 0 E: 0 K: 0 S: 8	H: 0 LOB: 0 BB: 0 P: 9	R: 1 E: 0 K: 0 S: 10	H: 2 LOB: 0 BB: 0 P: 14	1B: 5 2B: 2 3B: 0 HR: 0	SF: 0 SAC: 0 DP: 2 HBP: 0	WP: 0 PB: 0 SB: 0 CS: 0	PA: 35	
PITCHER	IP WLS BF H R ER SO BB IBB HBP BLK WP HR S P ERA WHIP	IP WLS BF H R ER SO BB IBB HBP BLK WP HR S P ERA WHIP	IP WLS BF H R ER SO BB IBB HBP BLK WP HR S P ERA WHIP	IP WLS BF H R ER SO BB IBB HBP BLK WP HR S P ERA WHIP	IP WLS BF H R ER SO BB IBB HBP BLK WP HR S P ERA WHIP	IP WLS BF H R ER SO BB IBB HBP BLK WP HR S P ERA WHIP	IP WLS BF H R ER SO BB IBB HBP BLK WP HR S P ERA WHIP	IP WLS BF H R ER SO BB IBB HBP BLK WP HR S P ERA WHIP	IP WLS BF H R ER SO BB IBB HBP BLK WP HR S P ERA WHIP	IP WLS BF H R ER SO BB IBB HBP BLK WP HR S P ERA WHIP	IP WLS BF H R ER SO BB IBB HBP BLK WP HR S P ERA WHIP	IP WLS BF H R ER SO BB IBB HBP BLK WP HR S P ERA WHIP	IP WLS BF H R ER SO BB IBB HBP BLK WP HR S P ERA WHIP	IP WLS BF H R ER SO BB IBB HBP BLK WP HR S P ERA WHIP	IP WLS BF H R ER SO BB IBB HBP BLK WP HR S P ERA WHIP	IP WLS BF H R ER SO BB IBB HBP BLK WP HR S P ERA WHIP	IP WLS BF H R ER SO BB IBB HBP BLK WP HR S P ERA WHIP	IP WLS BF H R ER SO BB IBB HBP BLK WP HR S P ERA WHIP	IP WLS BF H R ER SO BB IBB HBP BLK WP HR S P ERA WHIP	IP WLS BF H R ER SO BB IBB HBP BLK WP HR S P ERA WHIP	IP WLS BF H R ER SO BB IBB HBP BLK WP HR S P ERA WHIP

Minnesota Twins @ Anaheim Angels
Edison International Field, Anaheim, CA
Fri Jul 30 1999, 10:05 PM EDT
Att: 38,319 - Unknown - 71 F

AB 33
R 1
H 7
RBI 1
BB 2
SO 3
LOB 10



Batter	1	2	3	4	5	6	7	8	9	AB	R	H	RBI	BB	SO	LOB	TOP							
Denny Hocking, S OBP: 0.327, SLG: 0.384 (1, 9)										4	2	2	2	1	0	1								
Cristian Guzman, S OBP: 0.275, SLG: 0.289 (1, 6)										5	0	1	0	0	0	3								
Brent Gates, S OBP: 0.364, SLG: 0.376 (1, 4)										4	1	0	0	1	3	2								
Terry Steinbach, R OBP: 0.389, SLG: 0.432 (1, 2)										5	2	3	1	0	0	0								
Ron Coomer, R OBP: 0.309, SLG: 0.442 (1, 5)										4	0	2	1	0	0	2								
Chad Allen, R OBP: 0.338, SLG: 0.401 (1, 7)										4	0	1	1	0	2	2								
Todd Walker, L OBP: 0.347, SLG: 0.441 (1, 10)										4	1	1	0	0	2	1								
Tori Hunter, R OBP: 0.303, SLG: 0.373 Jacque Jones, L OBP: 0.352, SLG: 0.474 (1, 8)										2	2	1	1	1	0	0								
Doug Mientkiewicz, L OBP: 0.337, SLG: 0.332 (1, 3)										3	0	0	0	0	0	1								
Inning Stats	R: 1 E: 0 K: 1 S: 13	H: 2 LOB: 1 BB: 0 P: 21	R: 0 E: 0 K: 1 S: 9	H: 0 LOB: 0 BB: 0 P: 14	R: 0 E: 0 K: 0 S: 12	H: 1 LOB: 1 BB: 0 P: 21	R: 1 E: 0 K: 1 S: 6	H: 2 LOB: 1 BB: 0 P: 11	R: 1 E: 0 K: 0 S: 7	H: 1 LOB: 0 BB: 1 P: 11	R: 0 E: 0 K: 2 S: 11	H: 1 LOB: 1 BB: 0 P: 16	R: 5 E: 1 K: 0 S: 14	H: 4 LOB: 1 BB: 2 P: 27	R: 0 E: 0 K: 1 S: 9	H: 0 LOB: 1 BB: 0 P: 15	R: 0 E: 0 K: 1 S: 7	H: 0 LOB: 0 BB: 0 P: 8	1B: 6 2B: 5 3B: 0 HR: 1	SF: 0 SAC: 1 DP: 2 HBP: 1	WP: 0 PB: 0 SB: 1 CS: 1	PA: 40		
PITCHER	IP WLS BF H R ER SO BB IBB HBP BLK WP HR S P ERA WHIP	IP WLS BF H R ER SO BB IBB HBP BLK WP HR S P ERA WHIP	IP WLS BF H R ER SO BB IBB HBP BLK WP HR S P ERA WHIP	IP WLS BF H R ER SO BB IBB HBP BLK WP HR S P ERA WHIP	IP WLS BF H R ER SO BB IBB HBP BLK WP HR S P ERA WHIP	IP WLS BF H R ER SO BB IBB HBP BLK WP HR S P ERA WHIP	IP WLS BF H R ER SO BB IBB HBP BLK WP HR S P ERA WHIP	IP WLS BF H R ER SO BB IBB HBP BLK WP HR S P ERA WHIP	IP WLS BF H R ER SO BB IBB HBP BLK WP HR S P ERA WHIP	IP WLS BF H R ER SO BB IBB HBP BLK WP HR S P ERA WHIP	IP WLS BF H R ER SO BB IBB HBP BLK WP HR S P ERA WHIP	IP WLS BF H R ER SO BB IBB HBP BLK WP HR S P ERA WHIP	IP WLS BF H R ER SO BB IBB HBP BLK WP HR S P ERA WHIP	IP WLS BF H R ER SO BB IBB HBP BLK WP HR S P ERA WHIP	IP WLS BF H R ER SO BB IBB HBP BLK WP HR S P ERA WHIP	IP WLS BF H R ER SO BB IBB HBP BLK WP HR S P ERA WHIP	IP WLS BF H R ER SO BB IBB HBP BLK WP HR S P ERA WHIP	IP WLS BF H R ER SO BB IBB HBP BLK WP HR S P ERA WHIP	IP WLS BF H R ER SO BB IBB HBP BLK WP HR S P ERA WHIP	IP WLS BF H R ER SO BB IBB HBP BLK WP HR S P ERA WHIP	IP WLS BF H R ER SO BB IBB HBP BLK WP HR S P ERA WHIP	IP WLS BF H R ER SO BB IBB HBP BLK WP HR S P ERA WHIP	IP WLS BF H R ER SO BB IBB HBP BLK WP HR S P ERA WHIP	IP WLS BF H R ER SO BB IBB HBP BLK WP HR S P ERA WHIP

Minnesota Twins @ Anaheim Angels
Edison International Field, Anaheim, CA
Sat Jul 31 1999, 10:05 PM EDT
Att: 37,011 - Unknown - 75 F

livebaseballscorecards.com

AB	35
R	8
H	11
RBI	6
BB	3
SO	7
LOB	12



Batter	1	2	3	4	5	6	7	8	9	AB	R	H	RBI	BB	SO	LOB	BOTTOM							
Darin Erstad, L OBP: 0.311, SLG: 0.366 (1, 7)										4	0	1	0	0	1	1								
Gary Disarcina, R OBP: 0.281, SLG: 0.257 (1, 6)										4	0	0	0	0	0	2								
Mo Vaughn, L OBP: 0.358, SLG: 0.471 (1, 3)										4	0	0	0	0	1	0								
Tim Salmon, R OBP: 0.386, SLG: 0.503 (1, 9)										2	0	1	0	1	0	0								
16 Garret Anderson, L OBP: 0.328, SLG: 0.483 (1, 8)										3	0	0	0	0	0	2								
Troy Glaus, R OBP: 0.311, SLG: 0.441 (1, 5)										3	0	0	0	0	1	2								
Todd Greene, R OBP: 0.273, SLG: 0.441 (1, 10)										3	0	0	0	0	2	1								
Charlie O'Brien, R OBP: 0.136, SLG: 0.145 (1, 2)										3	0	1	0	0	1	0								
Andy Sheets, R OBP: 0.237, SLG: 0.296 (1, 4)										3	0	0	0	0	1	1								
Inning Stats	R: 0 E: 0 K: 1 S: 6	H: 0 LOB: 0 BB: 0 P: 8	R: 0 E: 0 K: 2 S: 11	H: 1 LOB: 0 BB: 0 P: 14	R: 0 E: 0 K: 1 S: 15	H: 1 LOB: 1 BB: 0 P: 22	R: 0 E: 0 K: 1 S: 11	H: 0 LOB: 0 BB: 0 P: 19	R: 0 E: 0 K: 0 S: 10	H: 1 LOB: 0 BB: 0 P: 14	R: 0 E: 0 K: 0 S: 7	H: 0 LOB: 1 BB: 1 P: 14	R: 0 E: 0 K: 1 S: 9	H: 0 LOB: 0 BB: 0 P: 14	R: 0 E: 0 K: 0 S: 9	H: 0 LOB: 0 BB: 0 P: 12	R: 0 E: 0 K: 0 S: 9	H: 0 LOB: 0 BB: 0 P: 12	1B: 2 2B: 2 3B: 0 HR: 0	SF: 0 SAC: 0 DP: 1 HBP: 0	WP: 0 PB: 0 SB: 0 CS: 0	PA: 30		
PITCHER	IP WLS BF H R ER SO BB IBB HBP BLK WP HR S P ERA WHIP	IP WLS BF H R ER SO BB IBB HBP BLK WP HR S P ERA WHIP	IP WLS BF H R ER SO BB IBB HBP BLK WP HR S P ERA WHIP	IP WLS BF H R ER SO BB IBB HBP BLK WP HR S P ERA WHIP	IP WLS BF H R ER SO BB IBB HBP BLK WP HR S P ERA WHIP	IP WLS BF H R ER SO BB IBB HBP BLK WP HR S P ERA WHIP	IP WLS BF H R ER SO BB IBB HBP BLK WP HR S P ERA WHIP	IP WLS BF H R ER SO BB IBB HBP BLK WP HR S P ERA WHIP	IP WLS BF H R ER SO BB IBB HBP BLK WP HR S P ERA WHIP	IP WLS BF H R ER SO BB IBB HBP BLK WP HR S P ERA WHIP	IP WLS BF H R ER SO BB IBB HBP BLK WP HR S P ERA WHIP	IP WLS BF H R ER SO BB IBB HBP BLK WP HR S P ERA WHIP	IP WLS BF H R ER SO BB IBB HBP BLK WP HR S P ERA WHIP	IP WLS BF H R ER SO BB IBB HBP BLK WP HR S P ERA WHIP	IP WLS BF H R ER SO BB IBB HBP BLK WP HR S P ERA WHIP	IP WLS BF H R ER SO BB IBB HBP BLK WP HR S P ERA WHIP	IP WLS BF H R ER SO BB IBB HBP BLK WP HR S P ERA WHIP	IP WLS BF H R ER SO BB IBB HBP BLK WP HR S P ERA WHIP	IP WLS BF H R ER SO BB IBB HBP BLK WP HR S P ERA WHIP	IP WLS BF H R ER SO BB IBB HBP BLK WP HR S P ERA WHIP	IP WLS BF H R ER SO BB IBB HBP BLK WP HR S P ERA WHIP	IP WLS BF H R ER SO BB IBB HBP BLK WP HR S P ERA WHIP	IP WLS BF H R ER SO BB IBB HBP BLK WP HR S P ERA WHIP	IP WLS BF H R ER SO BB IBB HBP BLK WP HR S P ERA WHIP

Minnesota Twins @ Anaheim Angels
Edison International Field, Anaheim, CA
Sat Jul 31 1999, 10:05 PM EDT
Att: 37,011 - Unknown - 75 F

livebaseballscorecards.com

AB	29
R	0
H	3
RBI	0
BB	1
SO	7
LOB	9



Batter	1	2	3	4	5	6	7	8	9	AB	R	H	RBI	BB	SO	LOB	TOP								
Jacque Jones, L (1, 8) OBP: 0.345, SLG: 0.465 Tori Hunter, R (8, PH) OBP: 0.302, SLG: 0.372 (8, 8)	0-3 K		3-2 G3			1-1 G1-3		0-0 E5		3	0	0	0	0	1	0									
Denny Hocking, S (1, 6) OBP: 0.326, SLG: 0.381 (8, 3)	0-1 G6-3			0-2 F7		1-1 FC4-6 HBP		2-2 SF8		2	0	0	1	0	0	0									
Todd Walker, L (1, 4) OBP: 0.344, SLG: 0.436	1-2 G6-3			0-0 G3		1-1 FC4-6 1-2		0-0 G1-3		4	0	0	0	0	0	3									
Terry Steinbach, R (1, 2) OBP: 0.391, SLG: 0.430		0-2 G5-3		4-2 BB			0-0 G6-4-3 1B		1-1 G6-3		3	0	1	0	1	0									
Matt Lawton, L (1, 9) OBP: 0.361, SLG: 0.392		4-1 BB		0-1 G4-3			3-2 G6-4-3 1-2		2-1 G4-3		3	0	0	0	1	0									
Ron Coomer, R (1, 10) OBP: 0.306, SLG: 0.437		1-0 P2			0-2 G3			0-0 G6-3		2-2 P3		4	0	0	0	0									
Corey Koskie, L (1, 5) OBP: 0.364, SLG: 0.453		0-1 L1			1-1 G6-3			0-0 G4-3			3	0	0	0	0	1									
Chad Allen, R (1, 7) OBP: 0.336, SLG: 0.400			2-1 G6-3		1-1 G1-3			1-1 SF8 BB 1B			3	1	1	0	0	0									
Doug Mientkiewicz, L (1, 3) OBP: 0.335, SLG: 0.329 Marty Cordova, R (8, PH) OBP: 0.374, SLG: 0.457 Cristian Guzman, S (8, PH) OBP: 0.275, SLG: 0.289 (8, 6)			0-3 K2-3			0-3 K		4-0 E BB 1-2			2	0	0	0	0	2									
Inning Stats	R: 0 E: 0 K: 1 S: 8	H: 0 LOB: 0 BB: 0 P: 9	R: 0 E: 0 K: 0 S: 7	H: 0 LOB: 1 BB: 1 P: 12	R: 0 E: 0 K: 1 S: 8	H: 0 LOB: 0 BB: 0 P: 13	R: 0 E: 0 K: 0 S: 8	H: 0 LOB: 1 BB: 0 P: 12	R: 0 E: 0 K: 1 S: 7	H: 0 LOB: 0 BB: 0 P: 9	R: 0 E: 0 K: 1 S: 8	H: 0 LOB: 1 BB: 0 P: 11	R: 0 E: 0 K: 0 S: 5	H: 1 LOB: 0 BB: 0 P: 8	R: 1 E: 0 K: 0 S: 8	H: 1 LOB: 2 BB: 1 P: 15	R: 0 E: 0 K: 0 S: 8	H: 0 LOB: 0 BB: 0 P: 13	1B: 2 2B: 0 3B: 0 HR: 0	SF: 1 SAC: 0 DP: 1 HBP: 1	WP: 0 PB: 0 SB: 0 CS: 0	PA: 33			
PITCHER	IP	WLS	BF	H	R	ER	SO	BB	IBB	HBP	BLK	WP	HR	S	P	ERA	WHIP								
Steve Sparks, R (1, 1) ERA: 4.9	8.0	W	30	2	1	0	3	3	0	1	0	0	0	59	89	0.00	0.625								
Troy Percival, R (9, 1) ERA: 2.04	1.0	S	3	0	0	0	0	0	0	0	0	0	0	8	13	0.00	0.000								

Minnesota Twins @ Anaheim Angels
Edison International Field, Anaheim, CA
Sun Aug 01 1999, 8:05 PM EDT
Att: 24,045 - Unknown - 80 F

AB 28
R 1
H 2
RBI 1
BB 3
SO 3
LOB 9



Batter	1	2	3	4	5	6	7	8	9	AB	R	H	RBI	BB	SO	LOB	BOTTOM								
Orlando Palmeiro, L (1, 10) OBP: 0.369, SLG: 0.332	4-2 16 G3 16 S BB		1-3 K			2-1 L7		2-2 F9		3	0	0	0	1	1	0									
Gary Disarcina, R (1, 6) OBP: 0.271, SLG: 0.248	0-3 K		1-2 G5-3			2-1 G6-3		1-1 G6-3		4	0	0	0	0	1	1									
16 Garret Anderson, L (1, 8) OBP: 0.327, SLG: 0.480	2-2 G3 1-3		0-3 K			0-0 G3-1		1-2 2B 1B		4	0	1	0	0	1	1									
Tim Salmon, R (1, 9) OBP: 0.383, SLG: 0.503	3-2 F7			1-1 G5-3		2-1 G6-3		0-1 1-H 2B		4	0	1	0	0	0	1									
Mo Vaughn, L (1, 3) OBP: 0.357, SLG: 0.470		1-2 G1-3		0-0 1B 1B		0-3 K				3	0	1	0	0	1	0									
Darin Erstad, L (1, 7) OBP: 0.314, SLG: 0.376		0-1 S 1B 1B		2-3 K			2-1 HR			3	2	2	1	0	1	1									
Troy Glaus, R (1, 5) OBP: 0.314, SLG: 0.443		1-0 WP 1-H G3-4-3 1B		0-0 1-2 1B			0-3 K			3	0	2	1	0	1	0									
Jeff Huson, L (1, 4) OBP: 0.288, SLG: 0.298		2-1 G3-4-3		1-3 K			1-1 G6-3			3	0	0	0	0	1	3									
Steve Decker, R (1, 2) OBP: 0.406, SLG: 0.320 Charlie O'Brien, R (9, 2) OBP: 0.136, SLG: 0.145		2-1 G6-3 2-3			0-0 G1-3		0-2 P8			3	0	0	0	0	0	1									
Inning Stats	R: 0 E: 0 K: 1 S: 11	H: 0 LOB: 1 BB: 1 P: 20	R: 1 E: 0 K: 0 S: 10	H: 2 LOB: 1 BB: 0 P: 16	R: 0 E: 0 K: 2 S: 10	H: 0 LOB: 0 BB: 0 P: 12	R: 0 E: 0 K: 2 S: 11	H: 2 LOB: 2 BB: 0 P: 15	R: 0 E: 0 K: 0 S: 5	H: 0 LOB: 0 BB: 0 P: 9	R: 0 E: 0 K: 1 S: 6	H: 0 LOB: 0 BB: 0 P: 8	R: 1 E: 0 K: 1 S: 12	H: 1 LOB: 0 BB: 0 P: 15	R: 0 E: 0 K: 0 S: 12	H: 2 LOB: 2 BB: 0 P: 16	1B: 5 2B: 1 3B: 0 HR: 1	SF: 0 SAC: 0 DP: 0 HBP: 0	WP: 1 PB: 0 SB: 2 CS: 0	PA: 31					
PITCHER	IP	WLS	BF	H	R	ER	SO	BB	IBB	HBP	BLK	WP	HR	S	P	ERA	WHIP								
Joe Mays, R (1, 1) ERA: 3.66	8.0	L	31	7	2	2	7	1	0	0	0	1	1	77	111	2.25	1.000								

Minnesota Twins @ Anaheim Angels
Edison International Field, Anaheim, CA
Sun Aug 01 1999, 8:05 PM EDT
Att: 24,045 - Unknown - 80 F

AB 30
R 2
H 7
RBI 2
BB 1
SO 7
LOB 8



Batter	1	2	3	4	5	6	7	8	9	AB	R	H	RBI	BB	SO	LOB	TOP			
Johnny Damon, L (1, 7) OBP: 0.386, SLG: 0.493 Scott Pose, L (7, PH) OBP: 0.422, SLG: 0.368 (7, 7)	E9 1B		F9		F8		FC6-4 1B		1-2 3-H 1B	4	1	1	0	0	0	3				
Carlos Febles, R (1, 4) OBP: 0.350, SLG: 0.427	2-3 FC6-4 1B	G5-3		HR		2-1 G1-6-3 HBP	FC6-4 1B		G4-3	5	2	2	1	0	0	4				
Carlos Beltrán, S (1, 8) OBP: 0.342, SLG: 0.479	FC6-4 2B 1B	HR		1B		F9		G3		4	3	2	1	1	0	1				
29 Mike Sweeney, R (1, 3) OBP: 0.401, SLG: 0.558	FC6-4 HBP	F8		1B		G1-6-3		F8		4	0	1	0	0	0	2				
Jermaine Dye, R (1, 9) OBP: 0.361, SLG: 0.558	FC6-4 2B 1B	HR		1B		G1-6-3 1B	HR	K		4	3	2	4	1	1	2				
Joe Randa, R (1, 5) OBP: 0.380, SLG: 0.519 Jed Hansen, R (9, PR) OBP: 0.317, SLG: 0.314 (9, 5)	E 2B	P3		F8		F8	HR	FC6-4 1B		5	2	3	3	0	0	2				
Jeremy Giambi, L (1, 10) OBP: 0.375, SLG: 0.353	FC6-4 BB		P6	G1-6-3		L5		F8		4	0	0	0	1	0	3				
Chad Kreuter, S (1, 2) OBP: 0.344, SLG: 0.374	FC6-4 1B		F8		K		FC5-4 1B	FC6-4 1B		5	0	2	1	0	1	1				
Rey Sanchez, R (1, 6) OBP: 0.321, SLG: 0.371 Ray Holbert, R (7, PH) OBP: 0.394, SLG: 0.308 (7, 6)	FC6 1B			G6-3		G6-3	FC5-4 1B	FC6-4 1B		3	0	2	0	0	0	0				
Inning Stats	R: 5 E: 2 K: 0 S: 22	H: 5 LOB: 2 BB: 1 P: 34	R: 2 E: 0 K: 0 S: 8	H: 1 LOB: 0 BB: 1 P: 14	R: 0 E: 0 K: 0 S: 8	H: 1 LOB: 1 BB: 0 P: 13	R: 2 E: 0 K: 0 S: 13	H: 4 LOB: 1 BB: 0 P: 19	R: 0 E: 0 K: 1 S: 6	H: 0 LOB: 0 BB: 0 P: 8	R: 2 E: 0 K: 0 S: 11	H: 3 LOB: 2 BB: 1 P: 20	R: 0 E: 0 K: 1 S: 8	H: 0 LOB: 0 BB: 0 P: 10	R: 1 E: 0 K: 0 S: 13	H: 3 LOB: 2 BB: 0 P: 18	1B: 13 2B: 1 3B: 0 HR: 3	SF: 0 SAC: 0 DP: 2 HBP: 2	WP: 0 PB: 0 SB: 0 CS: 0	PA: 47
PITCHER	IP WLS BF H R ER SO	IP WLS BF H R ER SO	IP WLS BF H R ER SO	IP WLS BF H R ER SO	IP WLS BF H R ER SO	IP WLS BF H R ER SO	IP WLS BF H R ER SO	IP WLS BF H R ER SO	IP WLS BF H R ER SO	IP WLS BF H R ER SO	IP WLS BF H R ER SO	IP WLS BF H R ER SO	IP WLS BF H R ER SO	IP WLS BF H R ER SO	IP WLS BF H R ER SO	IP WLS BF H R ER SO	ERA WHIP	ERA WHIP		
Jack McDowell, R (1, 1) ERA: 7.2 Al Levine, R (4, 1) ERA: 3.44 Shigetoshi Hasegawa, R (8, 1) ERA: 4.91 Mike Holtz, L (9, 1) ERA: 7.82	3.0 L 22 10 9 9 0	4.0 16 4 2 2 1	1.0 3 0 0 0 1	1.0 6 3 1 1 0	2.0 L 22 10 9 9 0	4.0 16 4 2 2 1	1.0 3 0 0 0 1	1.0 6 3 1 1 0	2.0 L 22 10 9 9 0	4.0 16 4 2 2 1	1.0 3 0 0 0 1	1.0 6 3 1 1 0	2.0 L 22 10 9 9 0	4.0 16 4 2 2 1	1.0 3 0 0 0 1	1.0 6 3 1 1 0	27.00 4.000	4.50 1.250	0.00 0.000	9.00 3.000

Kansas City Royals @ Anaheim Angels
 Edison International Field, Anaheim, CA
 Mon Aug 02 1999, 10:05 PM EDT
 Att: 17,029 - Cloudy - 80 F

AB 42
R 12
H 17
RBI 11
BB 3
SO 2
LOB 21



Batter	1	2	3	4	5	6	7	8	9	AB	R	H	RBI	BB	SO	LOB	BOTTOM					
Darin Erstad, L (1, 8) OBP: 0.310, SLG: 0.371	G1-3		K		F7		K		FC7-5	5	0	0	0	0	2	7						
Gary Disarcina, R (1, 6) OBP: 0.280, SLG: 0.237	K		B2-3			G5-3	FC5-4		FC1-4-6	5	0	0	0	0	1	5						
Tim Salmon, R (1, 9) OBP: 0.384, SLG: 0.500	F8			G6-3 1B		F7		G4-6-3 1B	F8	5	0	2	0	0	0	2						
Mo Vaughn, L (1, 3) OBP: 0.355, SLG: 0.467 Steve Decker, R (6, 3) OBP: 0.394, SLG: 0.308		G3		G6-3		F8		G4-6-3		2	0	0	0	0	0	1						
Todd Greene, R (1, 7) OBP: 0.277, SLG: 0.442		F8		P3			1B 2B	2B 1B		4	2	2	0	0	0	0						
Jim Edmonds, L (1, 10) OBP: 0.500, SLG: 0.750		G4-3				G4-3		2B 1B	1-H 2B	4	1	2	1	0	0	0						
Troy Glaus, R (1, 5) OBP: 0.316, SLG: 0.449						K		1B 2B	G3-1	4	1	2	2	0	1	1						
Matt Walbeck, S (1, 2) OBP: 0.305, SLG: 0.321				K		E6 WP 1B		FC4-6 1B	FC7-5 1B BB	3	0	1	0	1	1	1						
Andy Sheets, R (1, 4) OBP: 0.247, SLG: 0.301							WP 1B	FC4-6 FC5-4	FC1-4 FC7-5	3	0	2	1	1	0	1						
Inning Stats	R: 0 E: 0 K: 1 S: 7	H: 0 LOB: 0 BB: 0 P: 10	R: 0 E: 0 K: 0 S: 5	H: 0 LOB: 0 BB: 0 P: 8	R: 0 E: 0 K: 2 S: 12	H: 1 LOB: 2 BB: 1 P: 19	R: 0 E: 0 K: 0 S: 4	H: 1 LOB: 0 BB: 0 P: 5	R: 0 E: 0 K: 1 S: 12	H: 1 LOB: 2 BB: 0 P: 16	R: 0 E: 0 K: 0 S: 11	H: 0 LOB: 0 BB: 0 P: 16	R: 3 E: 0 K: 1 S: 15	H: 4 LOB: 1 BB: 0 P: 23	R: 1 E: 0 K: 0 S: 10	H: 3 LOB: 1 BB: 0 P: 16	R: 0 E: 0 K: 0 S: 9	H: 1 LOB: 2 BB: 1 P: 18	1B: 8 2B: 3 3B: 0 HR: 0	SF: 0 SAC: 0 DP: 2 HBP: 0	WP: 1 PB: 0 SB: 0 CS: 0	PA: 39
PITCHER	IP WLS BF H R ER SO	IP WLS BF H R ER SO	IP WLS BF H R ER SO	IP WLS BF H R ER SO	IP WLS BF H R ER SO	IP WLS BF H R ER SO	IP WLS BF H R ER SO	IP WLS BF H R ER SO	IP WLS BF H R ER SO	IP WLS BF H R ER SO	IP WLS BF H R ER SO	IP WLS BF H R ER SO	IP WLS BF H R ER SO	IP WLS BF H R ER SO	IP WLS BF H R ER SO	IP WLS BF H R ER SO	ERA WHIP	ERA WHIP				
50 José Rosado, L (1, 1) ERA: 3.7 Ken Ray, R (8, 1) ERA: 8.74	7.0 W 29 7 3 3 0	2.0 10 4 1 1 0	1.0 4 1 1 0	1.0 4 1 1 0	1.0 4 1 1 0	1.0 4 1 1 0	1.0 4 1 1 0	1.0 4 1 1 0	1.0 4 1 1 0	2.0 10 4 1 1 0	7.0 W 29 7 3 3 0	2.0 10 4 1 1 0	1.0 4 1 1 0	1.0 4 1 1 0	1.0 4 1 1 0	1.0 4 1 1 0	3.86 1.143	4.50 2.500				

Kansas City Royals @ Anaheim Angels
 Edison International Field, Anaheim, CA
 Mon Aug 02 1999, 10:05 PM EDT
 Att: 17,029 - Cloudy - 80 F

AB 37
R 4
H 11
RBI 4
BB 2
SO 5
LOB 19



Batter	1	2	3	4	5	6	7	8	9	AB R H RBI BB SO LOB	TOP										
Johnny Damon, L (1, 7) OBP: 0.384, SLG: 0.490	1-0 F9 G3 1B		1-1 F9		1-1 P7		2-1 P9		1-1 FC4-6 1B 29 2B WP	5 2 1 0 0 0 2	Kansas City Royals @ Anaheim Angels Edison International Field, Anaheim, CA Tue Aug 03 1999, 10:05 PM EDT Att: 18,454 - Unknown - 81 F										
Carlos Febles, R (1, 4) OBP: 0.351, SLG: 0.425	2-2 F9		4-0		1-1 G5-3		2-0 29 WP 2H 1B		1-3 K	4 0 1 1 1 1 2											
Carlos Beltrán, S (1, 8) OBP: 0.343, SLG: 0.477	0-0 G3		0-0 F7		1-1 G3		1-1 29 WP HBP		0-2 29 2B 1B	4 1 1 1 0 0 1											
29 Mike Sweeney, R (1, 3) OBP: 0.399, SLG: 0.556	1-2 F9		2-1 F8			0-0 F7		3-1 G1-3	1-2 2B 2B	5 1 1 2 0 0 3											
Jermaine Dye, R (1, 9) OBP: 0.359, SLG: 0.556		3-3 K		2-1 G4-3 1B 2B		0-0 F9		3-1 G6-3	1-1 E6 2B	5 1 1 0 0 1 1											
Joe Randa, R (1, 5) OBP: 0.380, SLG: 0.519 Ray Holbert, R (9, 5)	2-2 G3		2-2 G4-3		4-1			1-3 K	0-1 2B	4 0 1 1 1 1 1 0 0 0 0 0 0 0											
Jeremy Giambi, L (1, 10) OBP: 0.381, SLG: 0.353	4-1 1B BB		3-2 1B		2-0 L7			2-3 K	4-2 BB	3 0 1 1 2 1 1											
Tim Spehr, R (1, 2) OBP: 0.352, SLG: 0.462	2-2 1B		1-3 K				1-0 E5 SH1-3 1B		K	5 2 2 1 0 2 4											
Rey Sanchez, R (1, 6) OBP: 0.321, SLG: 0.370	2-1 L3		0-1 P8				0-0 SH1-3		0-0 FC4-6 1B	3 0 1 0 0 0 3											
Inning Stats	R: 1 E: 0 K: 0 S: 8	H: 1 LOB: 0 BB: 0 P: 12	R: 0 E: 0 K: 1 S: 17	H: 1 LOB: 2 BB: 1 P: 30	R: 0 E: 0 K: 0 S: 5	H: 0 LOB: 1 BB: 1 P: 12	R: 1 E: 0 K: 1 S: 16	H: 2 LOB: 0 BB: 0 P: 24	R: 0 E: 0 K: 0 S: 6	H: 0 LOB: 0 BB: 0 P: 9	R: 0 E: 0 K: 0 S: 4	H: 0 LOB: 1 BB: 0 P: 10	R: 1 E: 1 K: 0 S: 8	H: 1 LOB: 2 BB: 0 P: 17	R: 0 E: 0 K: 2 S: 8	H: 0 LOB: 0 BB: 0 P: 14	R: 4 E: 1 K: 2 S: 25	H: 5 LOB: 3 BB: 1 P: 36	1B: 6 2B: 3 3B: 0 HR: 1	SF: 0 SAC: 1 DP: 0 HBP: 1	WP: 2 PA: 44 PB: 0 SB: 1 CS: 0
PITCHER	IP WLS BF H R ER SO BB IBB HBP BLK WP HR S P ERA WHIP											PITCHER	IP WLS BF H R ER SO BB IBB HBP BLK WP HR S P ERA WHIP								
Mike Fyhrle, R (1, 1) ERA: 5.0	6.0 L 25 4 2 2 2 3 0 0 0 0 0 0 56 97 3.00 1.167																				
Mark Petkovsek, R (7, 1) ERA: 2.5	2.2 17 6 5 3 3 0 0 1 0 2 1 35 55 10.12 2.250																				
Mike Magnante, L (9, 1) ERA: 3.94	0.1 2 0 0 0 0 1 1 0 0 0 0 0 6 12 0.00 3.000																				

AB 38
R 7
H 10
RBI 7
BB 4
SO 6
LOB 18



Batter	1	2	3	4	5	6	7	8	9	AB R H RBI BB SO LOB	BOTTOM								
Jim Edmonds, L (1, 10) OBP: 0.250, SLG: 0.375	1-3 K		2-3 K2-3			1-0 P6			1-3 K	4 0 0 0 0 3 1	Kansas City Royals @ Anaheim Angels Edison International Field, Anaheim, CA Tue Aug 03 1999, 10:05 PM EDT Att: 18,454 - Unknown - 81 F								
Gary Disarcina, R (1, 6) OBP: 0.252, SLG: 0.229	2-1 G6-3				0-1 G4-3		1-1 P4		0-1 F8	4 0 0 0 0 0 0									
Mo Vaughn, L (1, 3) OBP: 0.352, SLG: 0.462	1-0 F7				1-2 L9				1-0 G3	4 0 0 0 0 0 0									
Tim Salmon, R (1, 9) OBP: 0.383, SLG: 0.497		3-1 F7			3-1 L6					3 0 1 0 0 0 0									
16 Garret Anderson, L (1, 8) OBP: 0.327, SLG: 0.479		1-3 K			1-1 G6-3 1B				3-1 F9	3 0 1 0 0 1 1									
Darin Erstad, L (1, 7) OBP: 0.308, SLG: 0.369		2-1 P6			1-0 P9				3-2 G1-3	3 0 0 0 0 0 2									
Troy Glaus, R (1, 5) OBP: 0.318, SLG: 0.451			2-1 G4-6-3 1B		2-2 G6-3			2-0 G6-3 1B		3 0 2 0 0 0 1									
Jeff Huson, L (1, 4) OBP: 0.281, SLG: 0.291			3-1 G4-6-3		1-1 G4-3			0-0 G6-3	1-2	3 0 0 0 0 0 3									
Matt Walbeck, S (1, 2) OBP: 0.306, SLG: 0.321			2-0 1B			1-1 G4-3			0-1 G3	3 0 1 0 0 0 0									
Inning Stats	R: 0 E: 0 K: 1 S: 6	H: 0 LOB: 0 BB: 0 P: 10	R: 0 E: 0 K: 1 S: 7	H: 0 LOB: 0 BB: 0 P: 13	R: 0 E: 0 K: 1 S: 8	H: 2 LOB: 1 BB: 0 P: 17	R: 0 E: 0 K: 0 S: 7	H: 0 LOB: 0 BB: 0 P: 11	R: 0 E: 0 K: 0 S: 5	H: 1 LOB: 0 BB: 0 P: 13	R: 0 E: 0 K: 0 S: 10	H: 1 LOB: 1 BB: 0 P: 19	R: 0 E: 0 K: 0 S: 4	H: 1 LOB: 0 BB: 0 P: 6	R: 0 E: 0 K: 1 S: 7	H: 0 LOB: 0 BB: 0 P: 9	1B: 5 2B: 0 3B: 0 HR: 0	SF: 0 SAC: 0 DP: 2 HBP: 0	WP: 0 PA: 30 PB: 0 SB: 1 CS: 0
PITCHER	IP WLS BF H R ER SO BB IBB HBP BLK WP HR S P ERA WHIP											PITCHER	IP WLS BF H R ER SO BB IBB HBP BLK WP HR S P ERA WHIP						
Jeff Suppan, R (1, 1) ERA: 3.86	9.0 W 30 5 0 0 4 0 0 0 0 0 0 62 106 0.00 0.556																		

AB 30
R 0
H 5
RBI 0
BB 0
SO 4
LOB 8




Batter	1	2	3	4	5	6	7	8	9	AB	R	H	RBI	BB	SO	LOB	TOP								
Johnny Damon, L (1, 7) OBP: 0.383, SLG: 0.491	F9			G5-3 29 1B	SF8		G3			3	1	1	1	0	0	1	Kansas City Royals @ Anaheim Angels Edison International Field, Anaheim, CA Wed Aug 04 1999, 10:35 PM EDT Att: 18,216 - Unknown - 75 F livebaseballscorecards.com								
Carlos Febles, R (1, 4) OBP: 0.346, SLG: 0.420	F9			G5-3	G3-6-3			G6-3		4	0	0	0	0	0	3									
Carlos Beltrán, S (1, 8) OBP: 0.340, SLG: 0.473	G6-3			K				G3-1		4	0	0	0	0	1	1									
29 Mike Sweeney, R (1, 3) OBP: 0.397, SLG: 0.553			K					G1-3		4	0	1	1	0	1	0									
Jermaine Dye, R (1, 9) OBP: 0.358, SLG: 0.552	F8							G1-3		3	0	0	0	1	0	0									
Joe Randa, R (1, 5) OBP: 0.379, SLG: 0.519	G4-3			K				L6		4	1	1	0	0	1	2									
Jeremy Giambi, L (1, 10) OBP: 0.384, SLG: 0.363 (9, PR)				F7				L7		4	1	2	0	0	0	1									
Jed Hansen, R (9, PR) OBP: 0.317, SLG: 0.314										0	0	0	0	0	0	0									
Chad Kreuter, S (1, 2) OBP: 0.347, SLG: 0.371								F8		2	0	0	0	2	0	2									
Rey Sanchez, R (1, 6) OBP: 0.321, SLG: 0.370				G6-4-3						3	0	1	1	0	0	3									
Inning Stats	R: 0 E: 0 K: 0 S: 8	H: 0 LOB: 0 BB: 0 P: 14	R: 0 E: 0 K: 1 S: 5	H: 0 LOB: 0 BB: 0 P: 8	R: 0 E: 0 K: 0 S: 5	H: 0 LOB: 0 BB: 1 P: 12	R: 1 E: 0 K: 2 S: 17	H: 2 LOB: 2 BB: 1 P: 25	R: 1 E: 1 K: 0 S: 11	H: 1 LOB: 1 BB: 1 P: 18	R: 0 E: 0 K: 0 S: 8	H: 0 LOB: 0 BB: 0 P: 13	R: 1 E: 0 K: 0 S: 7	H: 2 LOB: 1 BB: 0 P: 11	R: 0 E: 0 K: 0 S: 8	H: 0 LOB: 0 BB: 0 P: 10	R: 0 E: 0 K: 0 S: 13	H: 1 LOB: 1 BB: 0 P: 15	1B: 3 2B: 3 3B: 0 HR: 0	SF: 1 SAC: 0 DP: 2 HBP: 0	WP: 1 PB: 0 SB: 0 CS: 0	PA: 35			
PITCHER	IP	WLS	BF	H	R	ER	SO	BB	IBB	HBP	BLK	WP	HR	S	P	ERA	WHIP								
Ken Hill, R (1, 1) ERA: 4.86	6.2	W	27	5	3	2	3	3	0	0	0	1	0	59	98	2.70	1.200								
Mike Holtz, L (7, 1) ERA: 7.62	0.1	H	1	0	0	0	0	0	0	0	0	0	0	2	3	0.00	0.000								
Shigetoshi Hasegawa, R (8, 1) ERA: 4.82	1.0	H	3	0	0	0	0	0	0	0	0	0	0	8	10	0.00	0.000								
Troy Percival, R (9, 1) ERA: 1.99	1.0	S	4	1	0	0	0	0	0	0	0	0	0	13	15	0.00	1.000								

Batter	1	2	3	4	5	6	7	8	9	AB	R	H	RBI	BB	SO	LOB	BOTTOM								
Orlando Palmeiro, L (1, 7) OBP: 0.363, SLG: 0.327	K	SF7		FC1-5 16 1B	G4-3			F7		4	0	0	1	0	1	5	Kansas City Royals @ Anaheim Angels Edison International Field, Anaheim, CA Wed Aug 04 1999, 10:35 PM EDT Att: 18,216 - Unknown - 75 F livebaseballscorecards.com								
Gary Disarcina, R (1, 6) OBP: 0.252, SLG: 0.223		F9		L8				G4-3		3	0	0	0	1	0	3									
16 Garret Anderson, L (1, 8) OBP: 0.329, SLG: 0.479				G6-3				G6-3		4	0	2	1	0	0	0									
Tim Salmon, R (1, 9) OBP: 0.380, SLG: 0.487	F9			FC5-4				F9		3	0	0	0	1	0	4									
Jim Edmonds, L (1, 10) OBP: 0.167, SLG: 0.250	F7			FC4-6				P7		4	0	0	0	0	0	3									
Darin Erstad, L (1, 3) OBP: 0.308, SLG: 0.367				K				G4-3		4	1	1	0	0	2	1									
Troy Glaus, R (1, 5) OBP: 0.320, SLG: 0.450								L5		3	1	1	0	1	0	1									
Jeff Huson, L (1, 4) OBP: 0.295, SLG: 0.305								K		4	1	3	0	0	1	0									
Bengie Molina, R (1, 2) OBP: 0.750, SLG: 1.000								L6		4	1	3	2	0	0	0									
Inning Stats	R: 0 E: 0 K: 1 S: 19	H: 1 LOB: 2 BB: 1 P: 26	R: 2 E: 0 K: 0 S: 16	H: 3 LOB: 1 BB: 0 P: 22	R: 0 E: 0 K: 1 S: 10	H: 0 LOB: 1 BB: 1 P: 17	R: 2 E: 0 K: 0 S: 11	H: 3 LOB: 2 BB: 1 P: 19	R: 0 E: 0 K: 1 S: 12	H: 3 LOB: 3 BB: 0 P: 19	R: 0 E: 0 K: 0 S: 8	H: 0 LOB: 0 BB: 0 P: 11	R: 0 E: 0 K: 0 S: 8	H: 0 LOB: 0 BB: 0 P: 13	R: 0 E: 0 K: 1 S: 7	H: 0 LOB: 0 BB: 0 P: 9		1B: 9 2B: 1 3B: 0 HR: 0	SF: 1 SAC: 0 DP: 0 HBP: 0	WP: 0 PB: 0 SB: 1 CS: 0	PA: 37				
PITCHER	IP	WLS	BF	H	R	ER	SO	BB	IBB	HBP	BLK	WP	HR	S	P	ERA	WHIP								
Jay Witasick, R (1, 1) ERA: 6.75	3.0	L	18	6	4	2	2	3	0	0	0	0	0	48	72	6.00	3.000								
Mae Suzuki, R (4, 1) ERA: 8.73	2.0		10	4	0	0	1	0	0	0	0	0	0	20	31	0.00	2.000								
Brad Rigby, R (6, 1) ERA: 4.21	3.0		9	0	0	0	1	0	0	0	0	0	0	23	33	0.00	0.000								

Batter	1	2	3	4	5	6	7	8	9	AB	R	H	RBI	BB	SO	LOB	TOP					
Jose Offerman, S (1, 4) OBP: 0.368, SLG: 0.415	4-2 G5-3 1B BB		3-2 F9		2-2 F7		3-3 K			3	0	0	0	1	1	1						
John Valentin, R (1, 5) OBP: 0.322, SLG: 0.428	2-3 K		3-1 L5			3-1 FC5-4 1B		4-0 G2-3 BB		3	0	1	0	1	1	1						
Nomar Garciaparra, R (1, 6) OBP: 0.409, SLG: 0.613	0-0 G5-3		0-0 P6			1-1 P3		0-2 L7		4	0	0	0	0	0	3						
Mike Stanley, R (1, 3) OBP: 0.384, SLG: 0.452	4-1 1B BB			4-2 WP BB		0-0 FC5-4 1B		1-0 G2-3		2	0	1	0	2	0	1						
Butch Huskey, R (1, 10) 18 Reggie Jefferson, S (8, PH) OBP: 0.351, SLG: 0.500 OBP: 0.391, SLG: 0.447	2-2 1B			2-3 K		3-2 FC5-4		3-1 G6-3		3	0	1	0	0	1	3						
Troy O'Leary, L (1, 7) OBP: 0.342, SLG: 0.516		2-0 1B		2-3 K		3-3 K			0-2 F8		4	0	1	0	0	2	3					
Damon Buford, R (1, 8) OBP: 0.301, SLG: 0.371		1-0 F8		2-3 K			3-0 P4		2-2 G6-3		4	0	0	0	0	1	2					
Lenny Webster, R (1, 2) OBP: 0.315, SLG: 0.163		1-3 K			0-0 G6-3		4-2 G4-3 BB		1-1 F9		3	0	0	0	1	1						
Darren Lewis, R (1, 9) OBP: 0.323, SLG: 0.323		0-2 G1-3			0-0 F9		2-2 G4-3				3	0	0	0	0	2						
Inning Stats	R: 0 E: 0 K: 1 S: 10	H: 1 LOB: 2 BB: 2 P: 22	R: 0 E: 0 K: 1 S: 8	H: 1 LOB: 1 BB: 0 P: 12	R: 0 E: 0 K: 0 S: 6	H: 0 LOB: 0 BB: 0 P: 12	R: 0 E: 0 K: 3 S: 11	H: 0 LOB: 1 BB: 1 P: 21	R: 0 E: 0 K: 0 S: 6	H: 0 LOB: 0 BB: 0 P: 8	R: 0 E: 0 K: 1 S: 12	H: 2 LOB: 2 BB: 0 P: 22	R: 0 E: 0 K: 1 S: 10	H: 0 LOB: 1 BB: 1 P: 22	R: 0 E: 0 K: 0 S: 6	H: 0 LOB: 1 BB: 0 P: 14	R: 0 E: 0 K: 0 S: 8	H: 0 LOB: 0 BB: 0 P: 11	1B: 4 2B: 0 3B: 0 HR: 0	SF: 0 SAC: 0 DP: 0 HBP: 0	WP: 1 PB: 0 SB: 0 CS: 0	PA: 35
PITCHER	IP WLS BF H R ER SO BB IBB HBP BLK WP HR S P ERA WHIP	7.0 W 28 4 0 0 7 4 0 0 0 1 0 63 119 0.00 1.143	2.0 7 0 0 0 0 1 0 0 0 0 0 0 14 25 0.00 0.500											PITCHER	IP WLS BF H R ER SO BB IBB HBP BLK WP HR S P ERA WHIP							
Chuck Finley, L (1, 1) ERA: 5.48											Al Levine, R (8, 1) ERA: 3.31											

Boston Red Sox @ Anaheim Angels
Edison International Field, Anaheim, CA
Thu Aug 05 1999, 10:05 PM EDT
Att: 26,175 - Cloudy - 70 F


AB 30
R 0
H 4
RBI 0
BB 5
SO 7
LOB 18



Batter	1	2	3	4	5	6	7	8	9	AB	R	H	RBI	BB	SO	LOB	BOTTOM				
Orlando Palmeiro, L (1, 7) OBP: 0.363, SLG: 0.330	1-1 G6-3		2-1 SH1-4 1B	0-1 S 1B		1-1 SF9	2-3 K			4	0	2	1	0	1	2					
Gary Disarcina, R (1, 6) OBP: 0.244, SLG: 0.216	0-0 F8		0-1 SH1-4	2-1 G6-3		1-2 3H G5-3		1-2 F9		4	0	0	0	0	0	2					
16 Garret Anderson, L (1, 8) OBP: 0.332, SLG: 0.483	2-1 2B		3-2 F9		1-1 F7	1-2 2H 1B		0-0 2B 1B		5	1	3	1	0	0	1					
Tim Salmon, R (1, 9) OBP: 0.371, SLG: 0.472	3-3 K		1-2 P5		2-1 G6-3	1-3 K		2-3 K		5	0	0	0	0	3	4					
Jim Edmonds, L (1, 10) OBP: 0.412, SLG: 0.563		4-2 BB S G1-2-3 BB		1-1 1B S HR 1B	2-1 1B		1-1 FC1-6 1B 2B	0-0 1H 2B		4	2	4	1	1	0	0					
Darin Erstad, L (1, 3) OBP: 0.309, SLG: 0.366		4-2 G1-2-3 BB BB		2-0 HR 1B	2-3 K		0-3 K	0-1 F8		4	1	1	0	1	2	3					
Troy Glaus, R (1, 5) OBP: 0.327, SLG: 0.460		4-0 G1-2-3 BB		1-1 HR		4-1 1B BB	4-1 FC1-6 BB			1	2	1	3	3	0	0					
Jeff Huson, L (1, 4) OBP: 0.294, SLG: 0.304		0-1 G1-2-3		1-1 F8		2-0 1B SF9 1B	1-2 FC1-6 1B			4	1	1	0	0	0	5					
Bengie Molina, R (1, 2) OBP: 0.625, SLG: 0.750		1-2 2-3 3H F8		1-2 G5-3		0-0 1B SF9 1B	1-0 1B			4	1	2	2	0	0	2					
Inning Stats	R: 0 E: 0 K: 1 S: 8	H: 1 LOB: 1 BB: 0 P: 14	R: 0 E: 0 K: 0 S: 10	H: 0 LOB: 2 BB: 3 P: 24	R: 0 E: 0 K: 0 S: 10	H: 1 LOB: 1 BB: 0 P: 16	R: 3 E: 0 K: 0 S: 17	H: 4 LOB: 1 BB: 0 P: 26	R: 0 E: 0 K: 1 S: 10	H: 1 LOB: 1 BB: 0 P: 17	R: 3 E: 0 K: 2 S: 15	H: 3 LOB: 1 BB: 1 P: 25	R: 1 E: 0 K: 2 S: 13	H: 2 LOB: 2 BB: 1 P: 22	R: 1 E: 0 K: 1 S: 11	H: 2 LOB: 1 BB: 0 P: 14	1B: 10 2B: 3 3B: 0 HR: 1	SF: 1 SAC: 1 DP: 1 HBP: 0	WP: 0 PB: 0 SB: 3 CS: 0	PA: 42	
PITCHER	IP WLS BF H R ER SO BB IBB HBP BLK WP HR S P ERA WHIP	3.2 L 19 3 3 3 1 1 0 0 0 0 0 15 30 20.25 3.000	3.0 15 5 2 2 4 1 0 0 0 0 0 0 36 52 6.00 2.000											PITCHER	IP WLS BF H R ER SO BB IBB HBP BLK WP HR S P ERA WHIP						
Brian Rose, R (1, 1) ERA: 4.38											Bryce Florie, R (4, 1) ERA: 4.6										
Mark Guthrie, L (6, 1) ERA: 6.53																					

Boston Red Sox @ Anaheim Angels
Edison International Field, Anaheim, CA
Thu Aug 05 1999, 10:05 PM EDT
Att: 26,175 - Cloudy - 70 F

AB 35
R 8
H 14
RBI 8
BB 5
SO 6
LOB 19



Batter	1	2	3	4	5	6	7	8	9	AB	R	H	RBI	BB	SO	LOB	TOP								
Jose Offerman, S (1, 4) OBP: 0.369, SLG: 0.415	0-1 G6-3	1-0 G1-3		3-1 F8 1B		3-1 F8			1-2 18 G6-3 2B 1B	5	1	2	0	0	0	2									
John Valentin, R (1, 5) OBP: 0.326, SLG: 0.427	4-2 BB BB		4-0 HR BB	2-1 L5		0-3 K			1-2 18 G6-3 1B	3	1	1	0	2	1	1									
Brian Daubach, L (1, 10) OBP: 0.370, SLG: 0.597	4-2 BB BB		0-0 HR	0-0 F8			3-2 G5-3		1-2 G6-3	3	1	1	2	1	0	1									
Butch Huskey, R (9, PH) OBP: 0.351, SLG: 0.500	1-2 BB		1-H HR	1-2 F8					1-2 2-3	0	0	0	0	0	0	0									
18 Reggie Jefferson, S (9, PH) OBP: 0.339, SLG: 0.444										1	0	0	0	0	0	2									
Nomar Garciaparra, R (1, 6) OBP: 0.409, SLG: 0.608	0-0 P3		4-1 BB 1B BB	0-0 F8			0-1 G6-3		4-0 2B BB	3	1	0	0	2	0	3									
Troy O'Leary, L (1, 7) OBP: 0.348, SLG: 0.530	0-0 G3		1-0 BB 1B	2-0 HR			3-2 1B		3-2 1-H 3-H 2B	5	1	4	3	0	0	2									
Mike Stanley, R (1, 3)		0-0 F9 1B 1B	4-2 BB	0-1 G5-3			0-1 F8		3-0 G5-3	4	0	1	0	1	0	2									
Jason Varitek, S (1, 2) OBP: 0.326, SLG: 0.467		2-1 1B	1-3 K	0-0 F8			3-1 F8			4	0	1	0	0	1	3									
Darren Lewis, R (1, 8) OBP: 0.319, SLG: 0.319		1-1 F9	2-1 P5	2-2 G4-3			2-1 P4			4	0	0	0	0	0	5									
Trot Nixon, L (1, 9) OBP: 0.348, SLG: 0.437	0-1 F9		3-3 K	1-3 K			3-2 F8			4	0	0	0	0	2	5									
Inning Stats	R: 0 H: 0 E: 0 K: 0 S: 8	H: 0 LOB: 2 BB: 2 P: 16	R: 0 H: 2 E: 0 K: 0 S: 8	H: 2 LOB: 2 BB: 0 P: 12	R: 2 H: 2 E: 0 K: 2 S: 13	H: 2 LOB: 3 BB: 3 P: 32	R: 0 H: 1 E: 0 K: 0 S: 6	H: 1 LOB: 1 BB: 0 P: 11	R: 1 H: 1 E: 0 K: 0 S: 7	H: 1 LOB: 0 BB: 0 P: 11	R: 0 H: 0 E: 0 K: 2 S: 8	H: 0 LOB: 0 BB: 0 P: 12	R: 0 H: 1 E: 0 K: 0 S: 10	H: 1 LOB: 1 BB: 0 P: 16	R: 0 H: 0 E: 0 K: 0 S: 7	H: 0 LOB: 0 BB: 1 P: 15	R: 2 H: 3 E: 0 K: 0 S: 16	H: 3 LOB: 1 BB: 1 P: 29	1B: 7 2B: 1 3B: 0 HR: 2	SF: 0 SAC: 0 DP: 1 HBP: 0	WP: 0 PB: 0 SB: 0 CS: 0	PA: 42			
PITCHER	IP	WLS	BF	H	R	ER	SO	BB	IBB	HBP	BLK	WP	HR	S	P	ERA	WHIP								
Steve Sparks, R (1, 1) ERA: 4.85	6.0	L	29	6	3	3	4	5	0	0	0	0	2	50	94	4.50	1.833								
Mike Magnante, L (7, 1) ERA: 3.96	2.0		9	3	2	2	0	0	0	0	0	0	0	26	42	9.00	1.500								
Shigetoshi Hasegawa, R (9, 1) ERA: 4.89	1.0		4	1	0	0	0	1	0	0	0	0	0	7	18	0.00	2.000								

Boston Red Sox @ Anaheim Angels
Edison International Field, Anaheim, CA
Fri Aug 06 1999, 10:05 PM EDT
Att: 36,360 - Cloudy - 68 F

AB	36
R	5
H	10
RBI	5
BB	6
SO	4
LOB	26



Batter	1	2	3	4	5	6	7	8	9	AB	R	H	RBI	BB	SO	LOB	BOTTOM								
Orlando Palmeiro, L (1, 7) OBP: 0.357, SLG: 0.323	0-3 K	3-3 K		2-3 K			0-1 P7		1-2 F8	5	0	0	0	0	3	4									
Gary Disarcina, R (1, 6) OBP: 0.252, SLG: 0.225	0-0 G5-3		0-0 L4	1-1 16 FC4-6 1B			1-1 16 FC6-4 1B			4	0	2	0	0	0	0									
16 Garret Anderson, L (1, 8) OBP: 0.331, SLG: 0.481	0-0 1B		0-1 G3	1-2 FC4-6			1-2 FC6-4			4	0	1	0	0	0	2									
Tim Salmon, R (1, 9) OBP: 0.368, SLG: 0.467	2-2 1B		1-3 K	1-2 F9			1-1 L7			4	0	1	0	0	1	2									
Jim Edmonds, L (1, 10) OBP: 0.333, SLG: 0.450	0-3 K		0-0 F7	3-3 K			1-1 G6-3			4	0	0	0	0	2	3									
Darin Erstad, L (1, 3) OBP: 0.308, SLG: 0.364		0-0 F7	4-2 BB 2B BB	2-3 K			2-1 L8			3	1	0	0	1	1	0									
Troy Glaus, R (1, 5) OBP: 0.326, SLG: 0.456		0-3 K	4-2 2B BB	2-3 K			2-2 G6-3			3	0	0	0	1	2	0									
Steve Decker, R (1, 2) OBP: 0.414, SLG: 0.375		0-0 1B	1-2 2B	1-0 2B			1-2 F7			4	0	3	1	0	0	0									
Trent Durrington, R (1, 4) OBP: 0.250, SLG: 0.250		0-0 1B	1-2 2B	2-0 P6			0-1 G5-3		2-1 P6	4	0	1	0	0	0	3									
Inning Stats	R: 0 H: 2 E: 0 K: 2 S: 11	H: 2 LOB: 2 BB: 0 P: 13	R: 0 H: 2 E: 0 K: 2 S: 9	H: 2 LOB: 2 BB: 0 P: 12	R: 0 H: 0 E: 0 K: 1 S: 6	H: 0 LOB: 0 BB: 0 P: 7	R: 1 H: 1 E: 0 K: 1 S: 17	H: 1 LOB: 2 BB: 2 P: 30	R: 0 H: 1 E: 0 K: 1 S: 12	H: 1 LOB: 1 BB: 0 P: 18	R: 0 H: 1 E: 0 K: 2 S: 10	H: 1 LOB: 1 BB: 0 P: 15	R: 0 H: 1 E: 0 K: 0 S: 9	H: 1 LOB: 1 BB: 0 P: 12	R: 0 H: 0 E: 0 K: 0 S: 8	H: 0 LOB: 0 BB: 0 P: 13	R: 0 H: 0 E: 0 K: 0 S: 9	H: 0 LOB: 0 BB: 0 P: 13	1B: 6 2B: 2 3B: 0 HR: 0	SF: 0 SAC: 0 DP: 0 HBP: 0	WP: 0 PB: 0 SB: 0 CS: 0	PA: 37			
PITCHER	IP	WLS	BF	H	R	ER	SO	BB	IBB	HBP	BLK	WP	HR	S	P	ERA	WHIP								
Bret Saberhagen, R (1, 1) ERA: 3.13	5.0	W	23	6	1	1	7	2	0	0	0	0	0	55	80	1.80	1.600								
Derek Lowe, R (6, 1) ERA: 3.22	3.0	H	11	2	0	0	2	0	0	0	0	0	0	27	40	0.00	0.667								
49 Tim Wakefield, R (9, 1) ERA: 5.06	1.0		3	0	0	0	0	0	0	0	0	0	0	9	13	0.00	0.000								

Boston Red Sox @ Anaheim Angels
Edison International Field, Anaheim, CA
Fri Aug 06 1999, 10:05 PM EDT
Att: 36,360 - Cloudy - 68 F

AB	35
R	1
H	8
RBI	1
BB	2
SO	9
LOB	14



Batter	1	2	3	4	5	6	7	8	9	AB	R	H	RBI	BB	SO	LOB	TOP										
Jose Offerman, S OBP: 0.372, SLG: 0.419	3-1 SH5-3 G4-3 2B	2-1 G4-3	3-2 1B		4-1 1B BB		1-0 1B	2-1 G3		5	1	3	3	1	0	2											
John Valentin, R OBP: 0.324, SLG: 0.424	0-0 SH5-3 2-3	1-3 K	0-2 P6		1-3 1B		3-2 K		0-0 L6	5	0	1	2	0	2	4											
Brian Daubach, L OBP: 0.379, SLG: 0.610	3-2 G4-3 3-H		0-2 2B SF9 1B	1-3 K				1-1 1B 2B	3-1 HR	6	3	3	2	0	1	2											
Nomar Garciaparra, R OBP: 0.410, SLG: 0.609	0-1 E6		2-0 SF9 1B 2B	1-1 F7				0-2 1B 2B	0-0 G5-3	6	2	3	0	0	0	0											
Troy O'Leary, L OBP: 0.345, SLG: 0.526	0-1 G4-3		2-0 SF9	2-1 L9				1-1 2B 1B	3-3 K	5	1	1	1	0	1	2											
18 Reggie Jefferson, S OBP: 0.363, SLG: 0.452 Butch Huskey, R OBP: 0.353, SLG: 0.505		0-0 E6 1B G3 2B	2-2 F8 1B		2-1 1B 2B			1-2 2B 2B		4	3	2	1	0	1	1											
Jason Varitek, S OBP: 0.327, SLG: 0.469		1-2 G3	1-2 F8 1B		3-2 F7 2B			0-2 L5		5	1	2	1	0	0	3											
Donnie Sadler, R OBP: 0.277, SLG: 0.333		1-2 2B G4-3 1B	1-0 F8		1-2 1B BB			0-0 F8	1-0 G5-3	5	2	2	0	0	0	3											
Trot Nixon, L OBP: 0.348, SLG: 0.438		1-0 G4-3 1B 2B	4-2 1B BB		2-2 F9			1-2 G2-3	2-3 K	4	0	1	1	1	1	3											
Inning Stats	R: 1 E: 1 K: 0 S: 10	H: 1 LOB: 1 BB: 0 P: 16	R: 2 E: 1 K: 1 S: 15	H: 2 LOB: 1 BB: 0 P: 21	R: 4 E: 0 K: 0 S: 20	H: 5 LOB: 2 BB: 1 P: 35	R: 0 E: 0 K: 1 S: 7	H: 0 LOB: 0 BB: 0 P: 11	R: 2 E: 0 K: 0 S: 25	H: 3 LOB: 2 BB: 1 P: 42	R: 0 E: 0 K: 1 S: 9	H: 1 LOB: 1 BB: 0 P: 10	R: 0 E: 0 K: 1 S: 9	H: 1 LOB: 1 BB: 0 P: 14	R: 4 E: 0 K: 1 S: 21	H: 5 LOB: 1 BB: 0 P: 31	R: 1 E: 0 K: 1 S: 7	H: 1 LOB: 0 BB: 0 P: 13	1B: 11 2B: 7 3B: 0 HR: 1	SF: 1 SAC: 1 DP: 0 HBP: 0	WP: 0 PB: 0 SB: 0 CS: 0	PA: 50					
PITCHER	IP	WLS	BF	H	R	ER	SO	BB	IBB	HBP	BLK	WP	HR	S	P	ERA	WHIP										
Tim Belcher, R ERA: 6.85	(1, 1)	2.1	L	16	7	7	5	1	0	0	0	0	0	36	55	19.29	3.000										
Mike Fyffe, R ERA: 5.22	(3, 1)	2.1		13	4	2	2	1	2	0	0	0	0	37	64	7.71	2.571										
Shigetoshi Hasegawa, R ERA: 4.89	(5, 1)	2.1		9	2	0	0	2	0	0	0	0	0	22	30	0.00	0.857										
Mike Holtz, L ERA: 10.38	(8, 1)	0.0		5	5	4	4	0	0	0	0	0	0	14	19	=	=										
Al Levine, R ERA: 3.38	(8, 1)	2.0		7	1	1	1	2	0	0	0	0	1	14	25	4.50	0.500										

Boston Red Sox @ Anaheim Angels
Edison International Field, Anaheim, CA
Sat Aug 07 1999, 10:05 PM EDT
Att: 36,577 - Sunny - 79 F

AB 46
R 14
H 19
RBI 14
BB 2
SO 6
LOB 20



Batter	1	2	3	4	5	6	7	8	9	AB	R	H	RBI	BB	SO	LOB	BOTTOM										
Trent Durrington, R OBP: 0.250, SLG: 0.250	1-3 K		0-0 G4-6-3 1B					0-0 F7		4	0	1	0	0	2	2											
Gary Disarcina, R OBP: 0.259, SLG: 0.233	2-1 P8		1-1 G4-6-3 1-2					0-1 G4-3 HR 1B		4	1	2	0	0	0	2											
Jim Edmonds, L OBP: 0.280, SLG: 0.375	0-1 G3			1-2 G4-3				1-2 G3		4	0	0	0	0	0	2											
Tim Salmon, R OBP: 0.366, SLG: 0.480		1-1 G5-3		1-1 G6-3				3-1 G5-3		4	1	1	2	0	0	1											
Darin Erstad, L OBP: 0.308, SLG: 0.361		2-3 K		2-1 L3				4-2 K		3	0	0	0	1	2	1											
Troy Glaus, R OBP: 0.328, SLG: 0.455			0-3 K		1-1 G6-3 1B			4-2 BB		3	0	1	0	1	2	1											
Todd Greene, R OBP: 0.280, SLG: 0.447			2-0 1B 2B		1-1 G6-3 1B			1-2 F9		4	1	2	0	0	0	1											
Bengie Molina, R OBP: 0.417, SLG: 0.500		0-0 L6		0-2 L6				1-1 L6		4	0	0	0	0	0	4											
Orlando Palmeiro, L OBP: 0.356, SLG: 0.322			0-0 1B		0-2 G6-3			0-0 F8		4	0	1	1	0	0	3											
Inning Stats	R: 0 E: 0 K: 1 S: 8	H: 0 LOB: 0 BB: 0 P: 11	R: 0 E: 0 K: 2 S: 10	H: 0 LOB: 0 BB: 0 P: 13	R: 1 E: 0 K: 0 S: 6	H: 3 LOB: 1 BB: 0 P: 9	R: 0 E: 0 K: 0 S: 8	H: 0 LOB: 0 BB: 0 P: 12	R: 0 E: 0 K: 1 S: 14	H: 2 LOB: 2 BB: 0 P: 18	R: 0 E: 0 K: 1 S: 11	H: 1 LOB: 1 BB: 0 P: 19	R: 0 E: 0 K: 0 S: 8	H: 0 LOB: 1 BB: 1 P: 14	R: 2 E: 0 K: 1 S: 15	H: 2 LOB: 1 BB: 1 P: 23	R: 0 E: 0 K: 0 S: 5	H: 0 LOB: 0 BB: 0 P: 7	1B: 6 2B: 1 3B: 0 HR: 1	SF: 0 SAC: 0 DP: 1 HBP: 0	WP: 0 PB: 0 SB: 0 CS: 0	PA: 36					
PITCHER	IP	WLS	BF	H	R	ER	SO	BB	IBB	HBP	BLK	WP	HR	S	P	ERA	WHIP										
Pat Rapp, R ERA: 4.38	(1, 1)	7.0	W	27	6	1	1	5	1	0	0	0	0	65	96	1.29	1.000										
John Wasdin, R ERA: 4.47	(8, 1)	2.0		9	2	2	2	1	1	0	0	0	1	20	30	9.00	1.500										

Boston Red Sox @ Anaheim Angels
Edison International Field, Anaheim, CA
Sat Aug 07 1999, 10:05 PM EDT
Att: 36,577 - Sunny - 79 F

AB 34
R 3
H 8
RBI 3
BB 2
SO 6
LOB 17



Batter	1	2	3	4	5	6	7	8	9	AB	R	H	RBI	BB	SO	LOB	TOP					
Jose Offerman, S OBP: 0.373, SLG: 0.419										5	1	2	1	0	1	2						
John Valentin, R OBP: 0.320, SLG: 0.418										5	0	0	0	0	1	4						
Brian Daubach, L OBP: 0.383, SLG: 0.625										4	2	2	1	1	1	1						
Nomar Garciaparra, R OBP: 0.410, SLG: 0.668										4	2	1	1	1	0	2						
Troy O'Leary, L OBP: 0.348, SLG: 0.534										5	2	3	2	0	0	1						
18 Reggie Jefferson, S OBP: 0.358, SLG: 0.446 Mike Stanley, R OBP: 0.384, SLG: 0.458										2	0	0	0	0	1	1						
Jason Varitek, S OBP: 0.328, SLG: 0.470										4	0	1	2	1	0	0						
Donnie Sadler, R OBP: 0.320, SLG: 0.404										2	1	2	0	1	0	0						
Trot Nixon, L OBP: 0.347, SLG: 0.435										4	0	1	0	0	0	4						
Inning Stats	R: 2 E: 0 K: 2 S: 14	H: 3 LOB: 1 BB: 0 P: 20	R: 0 E: 0 K: 1 S: 9	H: 0 LOB: 1 BB: 1 P: 17	R: 2 E: 0 K: 1 S: 8	H: 2 LOB: 0 BB: 0 P: 13	R: 1 E: 0 K: 0 S: 6	H: 3 LOB: 1 BB: 0 P: 8	R: 2 E: 0 K: 0 S: 10	H: 2 LOB: 2 BB: 2 P: 21	R: 0 E: 0 K: 0 S: 9	H: 0 LOB: 1 BB: 1 P: 18	R: 0 E: 0 K: 0 S: 6	H: 0 LOB: 0 BB: 0 P: 10	R: 0 E: 0 K: 0 S: 7	H: 1 LOB: 1 BB: 0 P: 15	R: 2 E: 0 K: 0 S: 12	H: 2 LOB: 0 BB: 0 P: 19	1B: 5 2B: 5 3B: 0 HR: 3	SF: 0 SAC: 1 DP: 1 HBP: 0	WP: 0 PB: 0 SB: 0 CS: 0	PA: 43
PITCHER	IP WLS BF H R ER SO BB IBB HBP BLK WP HR S P ERA WHIP	IP WLS BF H R ER SO BB IBB HBP BLK WP HR S P ERA WHIP																				
Jack McDowell, R ERA: 8.05	(1, 1)	4.0	L	20	8	5	5	4	1	0	0	0	0	0	0	2	37	58	11.25	2.250		
Mike Magnante, L ERA: 4.24	(5, 1)	1.0		7	2	2	2	0	2	0	0	0	0	0	0	10	21	18.00	4.000			
Mark Petkovsek, R ERA: 2.28	(6, 1)	3.0		11	1	0	0	0	1	0	0	0	0	0	22	43	0.00	0.667				
Troy Percival, R ERA: 2.38	(9, 1)	1.0		5	2	2	2	0	0	0	0	0	0	1	12	19	18.00	2.000				

Boston Red Sox @ Anaheim Angels
Edison International Field, Anaheim, CA
Sun Aug 08 1999, 8:05 PM EDT
Att: 31,664 - Unknown - 69 F

AB 38
R 9
H 13
RBI 9
BB 4
SO 4
LOB 17



Batter	1	2	3	4	5	6	7	8	9	AB	R	H	RBI	BB	SO	LOB	BOTTOM					
Orlando Palmeiro, L OBP: 0.351, SLG: 0.318 Bengie Molina, R OBP: 0.365, SLG: 0.462										4	0	0	0	0	0	2						
Gary Disarcina, R OBP: 0.294, SLG: 0.234										4	1	1	1	1	0	4						
Jim Edmonds, L OBP: 0.300, SLG: 0.346										2	0	0	1	2	0	3						
Tim Salmon, R OBP: 0.368, SLG: 0.477										3	0	1	1	1	1	3						
Darin Erstad, L OBP: 0.305, SLG: 0.358										4	0	0	0	0	1	3						
Troy Glaus, R OBP: 0.325, SLG: 0.450										4	0	0	0	0	2	0						
Todd Greene, R OBP: 0.276, SLG: 0.440										4	0	0	0	0	1	0						
Jeff Huson, L OBP: 0.301, SLG: 0.312 Trent Durrington, R OBP: 0.333, SLG: 0.333										3	1	2	0	0	0	0						
Matt Walbeck, S OBP: 0.309, SLG: 0.321										3	1	1	0	1	1	2						
Inning Stats	R: 1 E: 0 K: 0 S: 18	H: 1 LOB: 1 BB: 1 P: 28	R: 0 E: 0 K: 2 S: 12	H: 1 LOB: 0 BB: 0 P: 18	R: 0 E: 0 K: 1 S: 11	H: 0 LOB: 0 BB: 2 P: 25	R: 0 E: 0 K: 1 S: 7	H: 0 LOB: 0 BB: 0 P: 10	R: 1 E: 0 K: 1 S: 14	H: 1 LOB: 1 BB: 0 P: 18	R: 0 E: 0 K: 0 S: 6	H: 0 LOB: 0 BB: 0 P: 11	R: 1 E: 0 K: 0 S: 11	H: 2 LOB: 2 BB: 1 P: 26	R: 0 E: 0 K: 1 S: 10	H: 0 LOB: 0 BB: 0 P: 12	R: 0 E: 0 K: 0 S: 12	H: 1 LOB: 2 BB: 1 P: 22	1B: 6 2B: 0 3B: 0 HR: 0	SF: 1 SAC: 0 DP: 0 HBP: 0	WP: 0 PB: 0 SB: 2 CS: 0	PA: 39
PITCHER	IP WLS BF H R ER SO BB IBB HBP BLK WP HR S P ERA WHIP	IP WLS BF H R ER SO BB IBB HBP BLK WP HR S P ERA WHIP																				
Pedro Martinez, R ERA: 2.46	(1, 1)	5.0	W	22	3	2	1	5	3	0	0	0	0	0	0	62	99	1.80	1.200			
Rich Garcés, R ERA: 1.69	(6, 1)	1.2		7	2	1	1	0	0	0	0	0	0	0	14	29	5.40	1.200				
Rheal Cormier, L ERA: 3.56	(7, 1)	2.1		10	1	0	0	1	2	0	0	0	0	0	25	42	0.00	1.286				


Boston Red Sox @ Anaheim Angels
Edison International Field, Anaheim, CA
Sun Aug 08 1999, 8:05 PM EDT
Att: 31,664 - Unknown - 69 F


AB 33
R 3
H 6
RBI 3
BB 5
SO 6
LOB 19



Batter	1	2	3	4	5	6	7	8	9	AB	R	H	RBI	BB	SO	LOB	TOP					
Dave Roberts, L OBP: 0.417, SLG: 0.455 (1, 8)										5	1	1	0	0	0	2	Cleveland Indians @ Anaheim Angels Edison International Field, Anaheim, CA Mon Aug 09 1999, 10:05 PM EDT Att: 22,013 - Cloudy - 70 F					
Omar Vizquel, S OBP: 0.396, SLG: 0.433 (1, 6)										5	1	2	0	0	0	2						
Roberto Alomar, S OBP: 0.428, SLG: 0.560 (1, 4)										2	0	0	1	1	0	2						
Manny Ramirez, R OBP: 0.418, SLG: 0.612 (1, 9)										4	1	2	1	0	1	0						
Jim Thome, L OBP: 0.425, SLG: 0.544 (1, 10)										4	1	2	1	0	1	0						
David Justice, L OBP: 0.407, SLG: 0.530 (1, 7)										2	0	1	0	2	1	0						
Richie Sexson, R OBP: 0.308, SLG: 0.505 (1, 3)										4	0	0	0	0	2	4						
Enrique Wilson, S OBP: 0.310, SLG: 0.367 (1, 5)										3	0	0	1	0	1	2						
Jesse Levis, L OBP: 0.222, SLG: 0.125 (1, 2)										3	0	1	0	0	1	3						
Inning Stats	R: 1 E: 0 K: 1 S: 10	H: 1 LOB: 0 BB: 0 P: 18	R: 0 E: 0 K: 1 S: 12	H: 1 LOB: 1 BB: 0 P: 18	R: 0 E: 0 K: 0 S: 11	H: 2 LOB: 1 BB: 0 P: 20	R: 1 E: 1 K: 0 S: 16	H: 1 LOB: 2 BB: 1 P: 28	R: 1 E: 0 K: 0 S: 13	H: 3 LOB: 2 BB: 0 P: 21	R: 0 E: 0 K: 2 S: 10	H: 0 LOB: 1 BB: 1 P: 17	R: 0 E: 0 K: 0 S: 11	H: 0 LOB: 0 BB: 1 P: 22	R: 1 E: 0 K: 3 S: 12	H: 1 LOB: 0 BB: 0 P: 18		R: 0 E: 0 K: 0 S: 15	H: 0 LOB: 1 BB: 0 P: 22	1B: 5 2B: 3 3B: 0 HR: 1	SF: 2 SAC: 0 DP: 0 HBP: 1	WP: 0 PB: 0 SB: 1 CS: 1
PITCHER	IP WLS BF H R ER SO BB IBB HBP BLK WP HR S P ERA WHIP																					
Ken Hill, R ERA: 4.86 (1, 1)	6.0 L 27 8 3 2 4 2 0 0 0 0 0 0 72 122 3.00 1.667																					
Al Levine, R ERA: 3.45 (7, 1)	1.0 4 1 1 1 0 1 0 0 0 0 0 1 13 25 9.00 2.000																					
Mike Holtz, L ERA: 9.0 (8, 1)	2.0 7 0 0 0 3 0 0 1 0 0 0 0 25 37 0.00 0.000																					

Batter	1	2	3	4	5	6	7	8	9	AB	R	H	RBI	BB	SO	LOB	BOTTOM					
Trent Durrington, R OBP: 0.308, SLG: 0.308 (1, 4)										4	0	1	0	0	1	0	Cleveland Indians @ Anaheim Angels Edison International Field, Anaheim, CA Mon Aug 09 1999, 10:05 PM EDT Att: 22,013 - Cloudy - 70 F					
Gary Disarcina, R OBP: 0.257, SLG: 0.227 (1, 6)										4	0	0	0	0	1	1						
16 Garret Anderson, L OBP: 0.328, SLG: 0.476 (1, 7)										4	0	0	0	0	0	0						
Tim Salmon, R OBP: 0.366, SLG: 0.472 (1, 9)										4	0	1	0	0	1	0						
Jim Edmonds, L OBP: 0.333, SLG: 0.379 (1, 8)										3	0	2	0	0	0	1						
Troy Glaus, R OBP: 0.322, SLG: 0.447 (1, 5)										3	0	0	0	0	0	3						
Darin Erstad, L OBP: 0.308, SLG: 0.360 (1, 3)										3	0	2	0	0	1	1						
Todd Greene, R OBP: 0.277, SLG: 0.438 (1, 10)										3	0	1	0	0	0	3						
Bengie Molina, R OBP: 0.313, SLG: 0.375 (1, 2)										3	0	0	0	0	1	1						
Inning Stats	R: 0 E: 0 K: 1 S: 11	H: 0 LOB: 0 BB: 0 P: 14	R: 0 E: 0 K: 0 S: 15	H: 2 LOB: 2 BB: 0 P: 24	R: 0 E: 0 K: 1 S: 7	H: 0 LOB: 0 BB: 0 P: 12	R: 0 E: 0 K: 0 S: 11	H: 1 LOB: 1 BB: 0 P: 17	R: 0 E: 0 K: 0 S: 5	H: 1 LOB: 0 BB: 0 P: 7	R: 0 E: 0 K: 0 S: 4	H: 1 LOB: 0 BB: 0 P: 5	R: 0 E: 0 K: 1 S: 13	H: 1 LOB: 1 BB: 0 P: 22	R: 0 E: 0 K: 0 S: 7	H: 1 LOB: 0 BB: 0 P: 10		R: 0 E: 0 K: 2 S: 12	H: 0 LOB: 0 BB: 0 P: 17	1B: 7 2B: 0 3B: 0 HR: 0	SF: 0 SAC: 0 DP: 3 HBP: 0	WP: 0 PB: 0 SB: 0 CS: 0
PITCHER	IP WLS BF H R ER SO BB IBB HBP BLK WP HR S P ERA WHIP																					
Bartolo Colon, R ERA: 4.27 (1, 1)	9.0 W 31 7 0 0 5 0 0 0 0 0 0 0 85 128 0.00 0.778																					

Batter	1	2	3	4	5	6	7	8	9	AB R H RBI BB SO LOB	TOP											
Dave Roberts, L (1, 8) OBP: 0.364, SLG: 0.381	1-1 G1-3			0-1 G1-3	2-0 F9		1-1 E S 1B		1-2 CS 1B	5 0 2 0 0 0 2	Cleveland Indians @ Anaheim Angels Edison International Field, Anaheim, CA Wed Aug 11 1999, 10:35 PM EDT Att: 26,399 - Unknown - 69 F AB 35 R 4 H 10 RBI 4 BB 3 SO 4 LOB 17 											
Omar Vizquel, S (1, 6) OBP: 0.395, SLG: 0.433	3-1 P3			0-1 WP 1B		2-0 HR 1B	4-1 L5-3 BB		2-3 K 1-2	4 1 2 0 1 1 1												
Roberto Alomar, S (1, 4) OBP: 0.425, SLG: 0.562	3-3 K			1-2 F8		2-1 HR	0-1 L5-3			4 1 1 2 0 1 3												
Manny Ramirez, R (1, 9) OBP: 0.421, SLG: 0.620		0-2 G5-3		3-2 G5-3		1-1 2B		0-0 HR		4 1 2 1 0 0 1												
David Justice, L (1, 7) OBP: 0.404, SLG: 0.525		2-1 G3			0-1 G4-3	2-1 2B		4-2 FC5-4 BB		3 0 1 0 1 0 0												
Richie Sexson, R (1, 3) OBP: 0.310, SLG: 0.503		3-2 P6			2-1 2B	3-0 G6-3		3-3 K		4 1 1 0 0 1 3												
Alex Ramirez, R (1, 10) OBP: 0.291, SLG: 0.396				3-2 P5	1-2 2B	0-3 K		1-1 FC5-4 FC5-4 1-2		4 0 1 1 0 1 3												
Enrique Wilson, S (1, 5) OBP: 0.301, SLG: 0.355				2-1 G6-3	0-0 G5-3	0-2 G4-3		1-0 FC5-4 1-2		4 0 0 0 0 0 4												
Einar Diaz, R (1, 2) OBP: 0.312, SLG: 0.340				1-1 P7		4-0 BB		2-2 F8	3-2 P5	3 0 0 0 1 0 0												
Inning Stats	R: 0 E: 0 K: 1 S: 7	H: 0 LOB: 0 BB: 0 P: 14	R: 0 E: 0 K: 0 S: 9	H: 0 LOB: 0 BB: 0 P: 14	R: 0 E: 0 K: 0 S: 9	H: 0 LOB: 0 BB: 0 P: 15	R: 0 E: 0 K: 0 S: 12	H: 1 LOB: 1 BB: 0 P: 16	R: 1 E: 0 K: 0 S: 11	H: 2 LOB: 2 BB: 1 P: 20		R: 2 E: 0 K: 0 S: 14	H: 4 LOB: 2 BB: 0 P: 24	R: 0 E: 0 K: 0 S: 8	H: 1 LOB: 1 BB: 1 P: 15	R: 1 E: 0 K: 1 S: 10	H: 1 LOB: 1 BB: 1 P: 19	R: 0 E: 0 K: 1 S: 9	H: 1 LOB: 0 BB: 0 P: 15	1B: 4 2B: 5 3B: 0 HR: 2	SF: 0 SAC: 0 DP: 1 HBP: 0	WP: 1 PB: 0 SB: 1 CS: 1
PITCHER	IP WLS BF H R ER SO BB IBB HBP BLK WP HR S P ERA WHIP											IP WLS BF H R ER SO BB IBB HBP BLK WP HR S P ERA WHIP										
Steve Sparks, R (1, 1) ERA: 4.9	5.0 L 23 7 3 3 1 1 0 0 0 0 1 1 55 93 5.40 1.600																					
Lou Pote, R (6, 1) ERA: 3.0	3.0 12 2 1 1 2 2 0 0 0 0 0 1 25 44 3.00 1.333																					
Shigetoshi Hasegawa, R (9, 1) ERA: 4.61	1.0 3 1 0 0 1 0 0 0 0 0 0 0 9 15 0.00 1.000																					

Batter	1	2	3	4	5	6	7	8	9	AB R H RBI BB SO LOB	BOTTOM											
Orlando Palmeiro, L (1, 7) OBP: 0.357, SLG: 0.320	1-1 2B 1B		4-1 SH3-4 BB			0-1 L3		0-1 G3-1		0-1 DI HR 1B	4 1 2 0 1 0 1	Cleveland Indians @ Anaheim Angels Edison International Field, Anaheim, CA Wed Aug 11 1999, 10:35 PM EDT Att: 26,399 - Unknown - 69 F AB 35 R 3 H 10 RBI 3 BB 3 SO 7 LOB 16 										
Gary Disarcina, R (1, 6) OBP: 0.253, SLG: 0.219	1-3 K		0-0 SH3-4		0-0 F9		1-1 G5-3		2-1 1-H HR	3 0 0 0 0 1 1												
Todd Greene, R (9, PH) OBP: 0.279, SLG: 0.452			1-2 F7		2-1 1B HBP		2-2 G3		2-0 1B	1 1 1 2 0 0 0												
Mo Vaughn, L (1, 10) OBP: 0.369, SLG: 0.454	1-2 F8		0-0 F7		1-0 1B HBP		2-2 G3		2-0 1B	4 0 1 0 0 0 2												
Trent Durrington, R (9, PR) OBP: 0.278, SLG: 0.278					1-3 1B					0 0 0 0 0 0 0												
Tim Salmon, R (1, 9) OBP: 0.365, SLG: 0.468	1-0 2B		1-0 P6		1-0 1B		1-3 K		1-3 K	5 0 2 0 0 2 2												
Jim Edmonds, L (1, 3) OBP: 0.317, SLG: 0.314	4-1 BB			4-2 16 G1-6-3 BB		3-3 K		2-1 G4-3		2 0 0 0 2 1 2												
16 Garret Anderson, L (1, 8) OBP: 0.325, SLG: 0.472	0-1 G1-3			2-0 G1-6-3		0-0 F8 1B 2B		2-3 K		4 1 1 0 0 1 4												
Troy Glaus, R (1, 5) OBP: 0.321, SLG: 0.441		0-2 P3		3-2 1B 1B		2-2 F8		2-3 K		4 0 1 0 0 1 1												
Jeff Huson, L (1, 4) OBP: 0.311, SLG: 0.322		2-2 G3-1		2-0 FC4-6 1B		0-1 G5-3 1B			2-1 F8	4 0 2 1 0 0 0												
Bengie Molina, R (1, 2) OBP: 0.273, SLG: 0.364		0-1 F8		1-0 FC4-6		3-H G5-3 1B			2-3 K	3 0 0 0 0 0 3												
Matt Walbeck, S (9, PH) OBP: 0.308, SLG: 0.320				1-2 1B		1-2				1 0 0 0 0 1 0												
Inning Stats	R: 0 E: 0 K: 1 S: 13	H: 2 LOB: 3 BB: 1 P: 21	R: 0 E: 0 K: 0 S: 8	H: 0 LOB: 0 BB: 0 P: 10	R: 0 E: 0 K: 0 S: 4	H: 0 LOB: 1 BB: 1 P: 9	R: 0 E: 0 K: 0 S: 9	H: 2 LOB: 2 BB: 1 P: 21	R: 0 E: 0 K: 0 S: 10	H: 1 LOB: 2 BB: 0 P: 16	R: 1 E: 0 K: 0 S: 9	H: 2 LOB: 1 BB: 0 P: 12	R: 0 E: 0 K: 2 S: 8	H: 0 LOB: 0 BB: 0 P: 13	R: 0 E: 0 K: 2 S: 8	H: 0 LOB: 0 BB: 0 P: 14	R: 2 E: 0 K: 2 S: 13	H: 3 LOB: 1 BB: 0 P: 22	1B: 7 2B: 2 3B: 0 HR: 1	SF: 0 SAC: 1 DP: 1 HBP: 1	WP: 0 PB: 0 SB: 0 CS: 0	PA: 40
PITCHER	IP WLS BF H R ER SO BB IBB HBP BLK WP HR S P ERA WHIP											IP WLS BF H R ER SO BB IBB HBP BLK WP HR S P ERA WHIP										
Dave Burba, R (1, 1) ERA: 4.76	6.0 W 28 7 1 1 2 3 0 0 0 0 0 0 53 89 1.50 1.667																					
Paul Shuey, R (7, 1) ERA: 3.22	2.0 H 6 0 0 0 3 0 0 0 0 0 0 0 17 27 0.00 0.000																					
Michael Jackson, R (9, 1) ERA: 4.44	1.0 S 6 3 2 2 2 0 0 0 0 0 0 1 13 22 18.00 3.000																					

Batter	1	2	3	4	5	6	7	8	9	AB	R	H	RBI	BB	SO	LOB	TOP										
16 Garret Anderson, L (1, 7) OBP: 0.326, SLG: 0.475	1-2 G5-4-3 1B		1-1 1B 1B		1-0 F8		0-0 SH1-4 SF7 2B		1-0 G3-1	5	2	3	2	0	0	0											
Gary Disarcina, R (1, 6) OBP: 0.253, SLG: 0.221	2-2 G5-4-3 1-2		0-0 1B 2B 1B		3-2 F7		0-1 SH1-4		3-2 P3	4	1	1	1	0	0	1											
Mo Vaughn, L (1, 3) OBP: 0.341, SLG: 0.444	0-3 K		1-2 3-H 2-2 F8		1-1 F8		1-0 SF7			3	0	0	1	0	1	2											
Tim Salmon, R (1, 9) OBP: 0.372, SLG: 0.492		0-1 G5-3	2-1 1-3 2-H 2B 1B		0-0 BB 1B		0-0 BB 2B			4	1	3	1	0	0	0											
Jim Edmonds, L (1, 8) OBP: 0.300, SLG: 0.364		1-1 F8	3-2 1-H 3-H 2B 1B		1-0 P3		2-3 K			4	0	1	2	0	1	2											
Troy Glas, R (1, 5) OBP: 0.326, SLG: 0.451		3-2 1B	0-0 G5-3		1 SAFE 4-1 SAFE BB		2-3 K			3	0	1	0	1	1	1											
Todd Greene, R (1, 10) OBP: 0.270, SLG: 0.437	1 SAFE 2-3 SAFE SAFE K		2-1 G6-3		0-0 L7		0-1 P4			4	0	0	0	0	1	2											
Bengie Molina, R (1, 2) OBP: 0.269, SLG: 0.346			2-1 G4-3		0-0 G1-3		2-0 16 2B 1B		0-0 P4	4	1	1	0	0	0	0											
Trent Durrington, R (1, 4) OBP: 0.318, SLG: 0.364			1-2 16 1B 2B		2-3 K		1-2 16 2B 1B		2-3 K	4	2	2	0	0	2	0											
Inning Stats	R: 0 E: 0 K: 1 S: 9	H: 1 LOB: 0 BB: 0 P: 12	R: 0 E: 0 K: 1 S: 10	H: 1 LOB: 1 BB: 0 P: 16	R: 4 E: 0 K: 0 S: 17	H: 5 LOB: 1 BB: 0 P: 28	R: 0 E: 0 K: 1 S: 7	H: 0 LOB: 0 BB: 0 P: 11	R: 0 E: 0 K: 0 S: 6	H: 1 LOB: 1 BB: 1 P: 9	R: 3 E: 0 K: 1 S: 16	H: 4 LOB: 1 BB: 0 P: 24	R: 0 E: 0 K: 1 S: 6	H: 0 LOB: 0 BB: 0 P: 8	R: 0 E: 0 K: 1 S: 7	H: 0 LOB: 0 BB: 0 P: 13	1B: 8 2B: 4 3B: 0 HR: 0	SF: 1 SAC: 1 DP: 1 HBP: 0	WP: 0 PB: 0 SB: 0 CS: 0	PA: 38							
PITCHER	IP	WLS	BF	H	R	ER	SO	BB	IBB	HBP	BLK	WP	HR	S	P	ERA	WHIP										
Brian Moehler, R (1, 1) ERA: 5.59	6.1	L	29	11	7	7	3	1	0	0	0	0	0	61	98	9.95	1.895										
C.J. Nitkowski, L (7, 1) ERA: 5.35	0.2		3	1	0	0	1	0	0	0	0	0	0	8	13	0.00	1.500										
Nelson Cruz, R (8, 1) ERA: 5.71	2.0		6	0	0	0	2	0	0	0	0	0	0	13	21	0.00	0.000										

Anaheim Angels @ Detroit Tigers
Tiger Stadium, Detroit, MI
Sat Aug 14 1999, 4:05 PM EDT
Att: 36,651 - Cloudy - 66 F

AB 35
R 7
H 12
RBI 7
BB 1
SO 6
LOB 8



Batter	1	2	3	4	5	6	7	8	9	AB	R	H	RBI	BB	SO	LOB	BOTTOM											
Luis Polonia, L (1, 9) OBP: 0.357, SLG: 0.512	0-2 S 1B		0-2 G6-3		0-1 F7		1-3 K		4-2 G4-3 1B BB	4	1	1	0	0	1	1												
Kimera Batee, R (9, FH) OBP: 0.276, SLG: 0.200			1-2 F8		3-2 F8		2-2 FC5-4 1B		2-1 G4-3	5	0	2	1	0	0	3												
Brad Ausmus, R (1, 2) OBP: 0.380, SLG: 0.440	1 SAFE 1 SAFE 1B	2-1 G5-3 1B							1-2 2-3 G4-3	5	0	2	1	0	0	3												
Juan Encarnacion, R (1, 7) OBP: 0.299, SLG: 0.491	2-0 F9				0-0 1B FC3-2 2B		0-0 FC5-4		2-2 FC5-4	5	0	2	2	0	0	3												
Dean Palmer, R (1, 5) OBP: 0.330, SLG: 0.521	1-0 G5-3				2-3 K		0-1 F8		1-2 F8	5	0	0	0	0	1	3												
Tony Clark, S (1, 3) OBP: 0.352, SLG: 0.490	2-2 G4-3				3-2 FC3-2 BB 1B		1-0 HR		2-2 L7	4	1	2	1	0	0	1												
Damion Easley, R (1, 4) OBP: 0.347, SLG: 0.429			1-3 K		4-2 FC3-2 BB		1-1 F9		1-0 2B	3	0	1	0	1	1	0												
Frank Catalanotto, L (1, 10) OBP: 0.333, SLG: 0.466			2-3 K		3-2 FC3-2		0-0 2B		0-0 G4-3	3	0	1	0	0	1	3												
Gabe Alvarez, R (8, PH) OBP: 0.216, SLG: 0.432					1-2 2-3 3-H K		1-1 G4-3			1	0	0	0	0	0	1												
Gabe Kapler, R (1, 8) OBP: 0.301, SLG: 0.414			2-3 K							4	0	0	0	0	3	4												
Deivi Cruz, R (1, 6) OBP: 0.285, SLG: 0.390			2-1 G5-3		4-0 FC5-4 BB		1-0 G5-3		1-2 G4-3 WP 1B	3	1	1	0	1	0	0												
Inning Stats	R: 1 E: 0 K: 0 S: 11	H: 2 LOB: 1 BB: 0 P: 18	R: 0 E: 0 K: 3 S: 11	H: 0 LOB: 0 BB: 0 P: 16	R: 0 E: 0 K: 0 S: 8	H: 0 LOB: 0 BB: 0 P: 11	R: 0 E: 0 K: 2 S: 17	H: 2 LOB: 3 BB: 1 P: 32	R: 0 E: 0 K: 0 S: 6	H: 0 LOB: 1 BB: 1 P: 13	R: 1 E: 0 K: 0 S: 8	H: 2 LOB: 1 BB: 0 P: 11	R: 0 E: 0 K: 1 S: 12	H: 1 LOB: 1 BB: 0 P: 18	R: 0 E: 0 K: 0 S: 8	H: 1 LOB: 1 BB: 0 P: 12	R: 2 E: 0 K: 1 S: 18	H: 2 LOB: 1 BB: 1 P: 27	1B: 6 2B: 3 3B: 0 HR: 1	SF: 0 SAC: 0 DP: 0 HBP: 0	WP: 1 PB: 0 SB: 1 CS: 0	PA: 40						
PITCHER	IP	WLS	BF	H	R	ER	SO	BB	IBB	HBP	BLK	WP	HR	S	P	ERA	WHIP											
Ken Hill, R (1, 1) ERA: 4.8	3.1		15	4	1	1	4	1	0	0	0	0	1	18	33	3.86	1.286											
Mike Magnante, L (4, 1) ERA: 4.19	2.1	W	10	2	1	1	1	1	0	0	0	0	0	1	18	33	3.86	1.286										
Mike Fyhrie, R (6, 1) ERA: 4.88	2.0	H	8	2	0	0	1	0	0	0	0	0	0	21	32	0.00	1.000											
Mike Holtz, L (8, 1) ERA: 9.77	0.2		4	1	2	2	1	1	0	0	0	1	0	10	15	27.00	3.000											
Mark Petkovsek, R (9, 1) ERA: 2.32	0.1		2	1	0	0	0	0	0	0	0	0	0	3	6	0.00	3.000											

Anaheim Angels @ Detroit Tigers
Tiger Stadium, Detroit, MI
Sat Aug 14 1999, 4:05 PM EDT
Att: 36,651 - Cloudy - 66 F

AB 37
R 4
H 10
RBI 4
BB 3
SO 7
LOB 19



Batter	1	2	3	4	5	6	7	8	9	AB	R	H	RBI	BB	SO	LOB	TOP			
Trent Durrington, R (1, 4) OBP: 0.370, SLG: 0.407	2-2 CS 1B	3-2 L9		1-2 16 HR 1B		0-1 16 S 1B			2-0 F8	5	1	3	0	0	0	1				
16 Garrett Anderson, L (1, 7) OBP: 0.327, SLG: 0.481	1-3 SAFE SAFE SAFE SAFE 1-2 K	1-2 L8		1-1 SAFE SAFE SAFE SAFE 1-H HR		1-1 P6			0-1 HR 1B	5	2	2	2	0	1	2				
Tim Salmon, R (1, 9) OBP: 0.373, SLG: 0.503	4-2 2B BB		3-3 K	1-0 P4			0-1 L8		3-1 1-H 2-H HR	4	2	1	3	1	1	0				
Mo Vaughn, L (1, 3) OBP: 0.342, SLG: 0.446	0-0 1-H HR 2B		0-3 K		0-3 K		2-3 K		1-2 1B	5	1	2	1	0	3	0				
Troy Glaus, R (1, 5) OBP: 0.330, SLG: 0.461	0-1 2-H HR		2-2 1B		2-0 1B		3-1 P4		0-0 L7	5	1	3	2	0	0	1				
Jim Edmonds, L (1, 8) OBP: 0.291, SLG: 0.333	4-2 2B E BB		0-0 L7		1-2 F7			2-2 P7	0-0 F8	4	1	0	0	1	0	3				
Todd Greene, R (1, 10) OBP: 0.273, SLG: 0.453	0-0 1-H 2B E9			1-1 HR		0-0 L7		1-3 K2-3		4	1	2	1	0	1	1				
Bengie Molina, R (1, 2) OBP: 0.233, SLG: 0.300	0-1 F9			1-2 G5-3		0-0 P3		2-0 F8		4	0	0	0	0	0	1				
Andy Sheets, R (1, 6) OBP: 0.247, SLG: 0.300		1-2 F9		1-3 K		0-1 P5		1-2 16 1B HR 1B		4	1	1	0	0	1	0				
Inning Stats	R: 4 E: 1 K: 1 S: 18	H: 4 LOB: 1 BB: 2 P: 29	R: 0 E: 0 K: 0 S: 9	H: 0 LOB: 0 BB: 0 P: 14	R: 0 E: 0 K: 2 S: 10	H: 1 LOB: 1 BB: 0 P: 15	R: 3 E: 0 K: 1 S: 14	H: 3 LOB: 0 BB: 0 P: 20	R: 0 E: 0 K: 1 S: 9	H: 1 LOB: 1 BB: 0 P: 12	R: 0 E: 0 K: 1 S: 7	H: 0 LOB: 0 BB: 0 P: 12	R: 0 E: 0 K: 1 S: 7	H: 0 LOB: 0 BB: 0 P: 12	R: 3 E: 0 K: 0 S: 14	H: 4 LOB: 1 BB: 0 P: 21	1B: 8 2B: 2 3B: 0 HR: 4	SF: 0 SAC: 0 DP: 0 HBP: 0	WP: 0 PB: 0 SB: 1 CS: 1	PA: 42
PITCHER	IP WLS BF H R ER SO BB IBB HBP BLK WP HR S P ERA WHIP	5.0 L 25 9 7 6 5 2 0 0 0 0 3 60 90 10.80 2.200	6.1 17 5 3 3 2 0 0 0 0 0 1 35 53 6.75 1.250																	

Anaheim Angels @ Detroit Tigers
Tiger Stadium, Detroit, MI
Sun Aug 15 1999, 1:05 PM EDT
Att: 34,237 - Cloudy - 68 F

AB 40
R 10
H 14
RBI 9
BB 2
SO 7
LOB 9



Batter	1	2	3	4	5	6	7	8	9	AB	R	H	RBI	BB	SO	LOB	BOTTOM					
Kimera Barteo, R (1, 8) OBP: 0.324, SLG: 0.333	3-2 WP WP 1B		2-1 1B G5-3 1B		2-3 K		0-0 3B		0-0 G6-3	5	1	3	0	0	1	2						
Deivi Cruz, R (1, 6) OBP: 0.286, SLG: 0.388	1-3 SAFE K		0-0 SAFE F9 G5-3 1B		1-0 G4-3		4-0 BB		0-2 G6-3	4	0	1	1	1	1	2						
Juan Encarnacion, R (1, 7) OBP: 0.289, SLG: 0.476	2-3 K		1-2 G5-3		1-2 3-H 3-3 K		0-3 K			4	0	0	1	0	3	4						
Dean Palmer, R (1, 5) OBP: 0.329, SLG: 0.518	1-3 K		1-2 F9		1-0 1B		1-2 F8		1-2 F8	4	0	1	0	0	1	2						
Tony Clark, S (1, 3) OBP: 0.349, SLG: 0.485	1-3 K		2-3 K		2-3 K		2-3 K		1-3 K	4	0	0	0	0	4	4						
Damion Easley, R (1, 4) OBP: 0.348, SLG: 0.426		1-0 G6-3		2-3 K		0-3 K		4-2 BB		3	0	0	0	1	2	1						
Gabe Alvarez, R (1, 10) OBP: 0.225, SLG: 0.410		4-1 BB		0-1 P8		1-3 K		0-0 F7		2	0	0	0	1	1	1						
Karim Garcia, L (6, PH) OBP: 0.255, SLG: 0.376										1	0	0	0	0	0	1						
Bill Haselman, R (1, 2) OBP: 0.328, SLG: 0.425		0-1 L9		2-3 K		2-0 G6-3		0-1 G6-3 2B		4	0	1	0	0	1	1						
Gabe Kapler, R (1, 9) OBP: 0.300, SLG: 0.419		1-0 L9		1-1 G4-3 3B		3-2 L9		0-0 G6-3		4	1	1	0	0	0	2						
Inning Stats	R: 0 E: 0 K: 4 S: 16	H: 1 LOB: 2 BB: 0 P: 24	R: 0 E: 0 K: 0 S: 5	H: 0 LOB: 1 BB: 1 P: 11	R: 1 E: 0 K: 1 S: 13	H: 2 LOB: 1 BB: 0 P: 20	R: 0 E: 0 K: 2 S: 10	H: 0 LOB: 0 BB: 0 P: 14	R: 1 E: 0 K: 2 S: 10	H: 1 LOB: 0 BB: 0 P: 17	R: 0 E: 0 K: 3 S: 10	H: 1 LOB: 1 BB: 0 P: 14	R: 0 E: 0 K: 1 S: 8	H: 0 LOB: 2 BB: 1 P: 17	R: 0 E: 0 K: 1 S: 9	H: 0 LOB: 1 BB: 1 P: 15	R: 0 E: 0 K: 0 S: 7	H: 1 LOB: 1 BB: 0 P: 7	1B: 4 2B: 1 3B: 2 HR: 0	SF: 0 SAC: 0 DP: 0 HBP: 0	WP: 2 PB: 0 SB: 0 CS: 0	PA: 38
PITCHER	IP WLS BF H R ER SO BB IBB HBP BLK WP HR S P ERA WHIP	6.2 W 29 6 2 2 12 2 0 0 0 0 0 69 114 2.70 1.200	7.1 9 1 0 0 2 1 0 0 0 0 0 19 25 0.00 0.857																			

Anaheim Angels @ Detroit Tigers
Tiger Stadium, Detroit, MI
Sun Aug 15 1999, 1:05 PM EDT
Att: 34,237 - Cloudy - 68 F

AB 35
R 2
H 7
RBI 2
BB 3
SO 14
LOB 20



Batter	1	2	3	4	5	6	7	8	9	AB	R	H	RBI	BB	SO	LOB	TOP			
Trent Durrington, R OBP: 0.333, SLG: 0.367 (1, 4)	G4-3		SH5-3		FC6-4			K		3	0	0	0	0	1	1	Anaheim Angels @ Chicago White Sox Comiskey Park, Chicago, IL Mon Aug 16 1999, 8:05 PM EDT Att: 18,212 - Unknown - 84 F			
16 Garret Anderson, L OBP: 0.324, SLG: 0.477 (1, 7)	G4-3		K		K			G4-3		4	0	0	0	0	2	2				
Tim Salmon, R OBP: 0.375, SLG: 0.502 (1, 9)	F8		F8					1B		4	0	2	0	0	0	1				
Mo Vaughn, L OBP: 0.343, SLG: 0.453 (1, 3)								K		3	1	1	1	0	2	2				
Troy Glaus, R OBP: 0.329, SLG: 0.457 (1, 5)								G6-3	G4-3	3	0	0	0	1	1	2				
Jim Edmonds, L OBP: 0.305, SLG: 0.333 (1, 8)								G4-3		3	0	1	0	1	0	2				
Todd Greene, R OBP: 0.270, SLG: 0.446 (1, 10)								G6-3		4	0	0	0	0	1	4				
Matt Walbeck, S OBP: 0.310, SLG: 0.320 (1, 2)								G6-3		4	0	1	0	0	0	3				
Gary Disarcina, R OBP: 0.254, SLG: 0.229 (1, 6)								G5-3		3	0	1	0	0	0	1				
Inning Stats	R: 0 E: 0 K: 0 S: 6	H: 0 LOB: 0 BB: 0 P: 8	R: 0 E: 0 K: 2 S: 12	H: 0 LOB: 2 BB: 1 P: 21	R: 0 E: 0 K: 1 S: 7	H: 1 LOB: 0 BB: 0 P: 10	R: 1 E: 0 K: 0 S: 7	H: 2 LOB: 2 BB: 0 P: 13	R: 0 E: 0 K: 1 S: 13	H: 1 LOB: 1 BB: 0 P: 20	R: 0 E: 0 K: 1 S: 11	H: 0 LOB: 0 BB: 0 P: 17	R: 0 E: 0 K: 2 S: 11	H: 1 LOB: 1 BB: 1 P: 18	R: 0 E: 0 K: 0 S: 8	H: 0 LOB: 1 BB: 1 P: 15	1B: 4 2B: 1 3B: 0 HR: 1	SF: 0 SAC: 1 DP: 1 HBP: 1	WP: 0 PB: 0 SB: 0 CS: 0	PA: 35
PITCHER Mike Siroka, L ERA: 3.66 (1, 1)	IP: 9.0 WLS: W BF: 35 H: 6 R: 1 ER: 1 SO: 7 BB: 2 IBB: 0 HBP: 1 BLK: 0 WP: 0 HR: 1 S: 79 P: 128 ERA: 1.00 WHIP: 0.889															PITCHER				

Batter	1	2	3	4	5	6	7	8	9	AB	R	H	RBI	BB	SO	LOB	BOTTOM			
Ray Durham, S OBP: 0.368, SLG: 0.462 (1, 4)	F8		FC6-4	BB		G3				4	0	2	1	0	0	2	Anaheim Angels @ Chicago White Sox Comiskey Park, Chicago, IL Mon Aug 16 1999, 8:05 PM EDT Att: 18,212 - Unknown - 84 F			
Mike Canuso, S OBP: 0.289, SLG: 0.311 (1, 6)	G6-3		P5	BB		BB		BB		3	0	1	2	1	0	2				
Frank Thomas, R OBP: 0.410, SLG: 0.498 (1, 10)	F9		FC6-4	F9		F8				4	0	0	0	0	0	5				
Magglio Ordonez, R OBP: 0.348, SLG: 0.540 (1, 9)				14 HR		G6-3		P6		3	1	0	0	1	0	0				
14 Paul Konerko, R OBP: 0.350, SLG: 0.514 (1, 3)				HR		P7		BB		4	1	2	2	0	0	0				
Carlos Lee, R OBP: 0.316, SLG: 0.425 Brian Simmons, S OBP: 0.255, SLG: 0.408 (1, 7) (8, 8)				HR		P9		P6		4	0	1	0	0	0	0				
Darrin Jackson, R OBP: 0.279, SLG: 0.404 (8, 7)				SF9		G3	BB	L8		4	2	2	0	0	0	1				
Craig Wilson, R OBP: 0.314, SLG: 0.335 (1, 5)				SF9		F9		G6-3		3	0	0	1	0	0	1				
Mark Johnson, L OBP: 0.331, SLG: 0.347 (1, 2)				BB		G3	BB	F8		3	2	2	0	1	0	0				
Inning Stats	R: 0 E: 0 K: 0 S: 6	H: 0 LOB: 0 BB: 0 P: 11	R: 0 E: 0 K: 0 S: 8	H: 1 LOB: 1 BB: 0 P: 16	R: 0 E: 0 K: 0 S: 6	H: 2 LOB: 2 BB: 0 P: 11	R: 4 E: 0 K: 0 S: 17	H: 4 LOB: 2 BB: 2 P: 32	R: 0 E: 0 K: 0 S: 7	H: 0 LOB: 0 BB: 0 P: 13	R: 2 E: 0 K: 0 S: 13	H: 2 LOB: 1 BB: 1 P: 26	R: 0 E: 0 K: 0 S: 5	H: 1 LOB: 0 BB: 0 P: 9	R: 0 E: 0 K: 0 S: 7	H: 0 LOB: 0 BB: 0 P: 15	1B: 7 2B: 1 3B: 1 HR: 1	SF: 1 SAC: 0 DP: 0 HBP: 0	WP: 0 PB: 0 SB: 0 CS: 0	PA: 36
PITCHER Jarrod Washburn, L ERA: 3.44 Al Levine, R ERA: 3.62 Shigetoshi Hasegawa, R ERA: 4.56 (1, 1) (4, 1) (7, 1)	IP: 3.2 WLS: L BF: 20 H: 7 R: 4 ER: 4 SO: 7 BB: 2 IBB: 0 HBP: 0 BLK: 0 WP: 0 HR: 1 S: 36 P: 68 ERA: 9.82 WHIP: 2.455															PITCHER				

Batter	1	2	3	4	5	6	7	8	9	AB	R	H	RBI	BB	SO	LOB	TOP					
Trent Durrington, R OBP: 0.286, SLG: 0.314 (1, 4)	L7		G5-3		G1-3			K2-3		4	0	0	0	0	1	0	Anaheim Angels @ Chicago White Sox Comiskey Park, Chicago, IL Wed Aug 18 1999, 8:05 PM EDT Att: 11,666 - Overcast - 70 F					
16 Garret Anderson, L OBP: 0.322, SLG: 0.471 (1, 7)	K		G1-3			E3 L9 SF7		F7		4	1	0	0	0	1	0						
Mo Vaughn, L OBP: 0.344, SLG: 0.457 (1, 10)	K		K			L9		G4-3		4	0	0	0	0	2	1						
Tim Salmon, R OBP: 0.372, SLG: 0.495 (1, 9)						SF7			K	2	1	1	1	1	1	0						
Jim Edmonds, L OBP: 0.319, SLG: 0.367 (1, 8)						G6-3		L7		4	0	2	1	0	0	1						
Troy Glaus, R OBP: 0.327, SLG: 0.453 Andy Sheets, R OBP: 0.247, SLG: 0.300 (9, PR)						F9		F9		4	0	1	0	0	0	3						
Jeff Huson, L OBP: 0.327, SLG: 0.329 (1, 3)										0	0	0	0	0	0	0						
Matt Walbeck, S OBP: 0.309, SLG: 0.319 (1, 2)										4	1	1	0	0	2	3						
Gary Disarcina, R OBP: 0.254, SLG: 0.226 (1, 6)										3	0	1	1	0	0	1						
Inning Stats	R: 0 E: 0 K: 2 S: 9	H: 0 LOB: 0 BB: 0 P: 15	R: 2 E: 0 K: 0 S: 18	H: 2 LOB: 1 BB: 1 P: 30	R: 0 E: 0 K: 1 S: 7	H: 0 LOB: 0 BB: 0 P: 8	R: 0 E: 0 K: 0 S: 8	H: 1 LOB: 1 BB: 0 P: 11	R: 0 E: 0 K: 0 S: 9	H: 0 LOB: 0 BB: 0 P: 14	R: 1 E: 1 K: 0 S: 5	H: 1 LOB: 1 BB: 0 P: 10	R: 0 E: 0 K: 0 S: 6	H: 1 LOB: 0 BB: 0 P: 9	R: 0 E: 0 K: 1 S: 8	H: 0 LOB: 0 BB: 0 P: 13		R: 0 E: 0 K: 2 S: 15	H: 1 LOB: 1 BB: 0 P: 22	1B: 2 2B: 4 3B: 0 HR: 0	SF: 1 SAC: 0 DP: 1 HBP: 0	WP: 0 PB: 0 SB: 1 CS: 0
PITCHER	IP	WLS	BF	H	R	ER	SO	BB	IBB	HBP	BLK	WP	HR	S	P	ERA	WHIP					
James Baldwin, R ERA: 5.83 Bob Howry, R ERA: 3.53	(1, 1)	8.0	W	30	5	3	2	5	1	0	0	0	0	70	110	2.25	0.750					
(9, 1)	1.0	S	4	1	0	0	2	0	0	0	0	0	0	15	22	0.00	1.000					

Batter	1	2	3	4	5	6	7	8	9	AB	R	H	RBI	BB	SO	LOB	BOTTOM				
Ray Durham, S OBP: 0.370, SLG: 0.460 (1, 4)	F7		G1							3	1	1	0	0	0	0	Anaheim Angels @ Chicago White Sox Comiskey Park, Chicago, IL Wed Aug 18 1999, 8:05 PM EDT Att: 11,666 - Overcast - 70 F				
Mike Caruso, S OBP: 0.292, SLG: 0.313 Brook Fordyce, R OBP: 0.356, SLG: 0.436 Greg Norton, S OBP: 0.348, SLG: 0.407 (8, PR)										3	0	1	0	0	0	1					
Frank Thomas, R OBP: 0.410, SLG: 0.492 (1, 10)										1	0	1	1	0	0	0					
Magglio Ordonez, R OBP: 0.344, SLG: 0.538 (1, 9)										4	0	0	0	0	0	2					
14 Paul Konerko, R OBP: 0.356, SLG: 0.531 (1, 3)										4	0	0	0	0	0	2					
Chris Singleton, L OBP: 0.330, SLG: 0.500 (1, 8)										3	1	2	1	0	0	0					
Carlos Lee, R OBP: 0.315, SLG: 0.430 Brian Simmons, S OBP: 0.255, SLG: 0.408 (9, 7)										3	0	0	0	0	0	1					
Craig Wilson, R OBP: 0.299, SLG: 0.319 (9, 6)										3	0	0	0	0	0	0					
Mark Johnson, L OBP: 0.324, SLG: 0.338 (1, 2)										3	0	0	0	0	0	0					
Inning Stats	R: 0 E: 0 K: 0 S: 10	H: 1 LOB: 1 BB: 0 P: 15	R: 0 E: 0 K: 1 S: 6	H: 0 LOB: 0 BB: 0 P: 10	R: 0 E: 0 K: 0 S: 7	H: 0 LOB: 0 BB: 0 P: 10	R: 0 E: 0 K: 0 S: 6	H: 0 LOB: 0 BB: 0 P: 8	R: 1 E: 0 K: 0 S: 7	H: 2 LOB: 0 BB: 0 P: 13	R: 0 E: 0 K: 0 S: 6	H: 1 LOB: 1 BB: 0 P: 7	R: 1 E: 0 K: 0 S: 9	H: 1 LOB: 0 BB: 0 P: 14	R: 2 E: 1 K: 0 S: 7	H: 1 LOB: 1 BB: 0 P: 10		1B: 3 2B: 1 3B: 0 HR: 2	SF: 0 SAC: 0 DP: 1 HBP: 1	WP: 0 PB: 0 SB: 0 CS: 0	PA: 31
PITCHER	IP	WLS	BF	H	R	ER	SO	BB	IBB	HBP	BLK	WP	HR	S	P	ERA	WHIP				
Tim Belcher, R ERA: 6.67 Mike Magnante, L ERA: 4.19 Mike Fyhrie, R ERA: 4.83	(1, 1)	7.2	L	28	5	3	3	1	0	0	0	0	0	2	2	∞	∞				
(8, 1)	0.0	L	1	1	0	0	0	0	0	0	0	0	0	2	2	∞	∞				
(8, 1)	0.1	2	0	1	0	0	0	0	0	0	0	0	0	2	3	0.00	0.000				

Batter	1	2	3	4	5	6	7	8	9	AB	R	H	RBI	BB	SO	LOB	TOP										
Trent Durrington, R OBP: 0.259, SLG: 0.275 (1, 4)	F7		F8	FC3-6 16 S 1-2f		F9		P2		5	0	0	0	0	0	1	Anaheim Angels @ Chicago White Sox Comiskey Park, Chicago, IL Thu Aug 19 1999, 2:05 PM EDT Att: 14,171 - Cloudy - 69 F										
16 Garrett Anderson, L OBP: 0.323, SLG: 0.470 (1, 7)	E6		1B	G1-3		G6-3		1B		5	0	2	0	0	0	1											
Tim Salmon, R OBP: 0.380, SLG: 0.502 (1, 9)	K		1B			1B		1B		3	2	2	0	2	1	1											
Mo Vaughn, L OBP: 0.345, SLG: 0.464 Jeff Huson, L OBP: 0.327, SLG: 0.329 (8, 3)			G1-3			K		K		5	1	2	2	0	2	5											
Troy Glaus, R OBP: 0.330, SLG: 0.461 (1, 5)	F7					HR		K		4	2	2	1	1	1	3											
Jim Edmonds, L OBP: 0.311, SLG: 0.354 (1, 8)	K			E6 1B		K		G4-3		5	1	1	0	0	2	4											
Todd Greene, R OBP: 0.272, SLG: 0.445 (1, 10)	G4-3			1B		1B				5	2	2	1	0	0	2											
Bengie Molina, R OBP: 0.282, SLG: 0.410 (1, 2)			HR	FC6-4 1B		1B		F8		5	1	3	4	0	1	1											
Gary Disarcina, R OBP: 0.247, SLG: 0.219 (1, 6)	F9		F9	FC6-4 1-2f		F9		F7		5	0	0	1	0	0	3											
Inning Stats	R: 0 E: 1 K: 1 S: 6	H: 0 LOB: 1 BB: 0 P: 9	R: 0 E: 0 K: 1 S: 12	H: 1 LOB: 1 BB: 0 P: 20	R: 1 E: 0 K: 0 S: 9	H: 2 LOB: 2 BB: 1 P: 16	R: 3 E: 1 K: 0 S: 14	H: 3 LOB: 1 BB: 0 P: 22	R: 3 E: 0 K: 2 S: 19	H: 2 LOB: 1 BB: 2 P: 31	R: 2 E: 0 K: 0 S: 11	H: 3 LOB: 0 BB: 0 P: 17	R: 0 E: 0 K: 1 S: 8	H: 2 LOB: 2 BB: 0 P: 16	R: 0 E: 1 K: 0 S: 8	H: 1 LOB: 1 BB: 0 P: 12		1B: 10 2B: 2 3B: 0 HR: 3	SF: 0 SAC: 0 DP: 1 HBP: 0	WP: 0 PB: 0 SB: 2 CS: 1	PA: 45						
PITCHER	IP	WLS	BF	H	R	ER	SO	BB	IBB	HBP	BLK	WP	HR	S	P	ERA	WHIP										
Jim Parque, L ERA: 4.58 (1, 1)	4.2	L	26	8	7	6	4	3	0	0	0	0	2	59	97	11.57	2.357										
Sean Lowe, R ERA: 3.16 (5, 1)	1.1		7	3	2	2	0	0	0	0	0	0	1	12	18	13.50	2.250										
Carlos Castillo, R ERA: 5.85 (7, 1)	1.0		3	0	0	0	1	0	0	0	0	0	0	8	11	0.00	0.000										
Jesus Pena, L ERA: (8, 1)	1.0		5	2	0	0	2	0	0	0	0	0	0	13	16	0.00	2.000										
Scott Eyre, L ERA: 8.14 (9, 1)	1.0		4	1	0	0	0	0	0	0	0	0	0	8	12	0.00	1.000										

AB	42
R	9
H	14
RBI	9
BB	3
SO	7
LOB	21



Batter	1	2	3	4	5	6	7	8	9	AB	R	H	RBI	BB	SO	LOB	BOTTOM										
Ray Durham, S OBP: 0.368, SLG: 0.457 Craig Wilson, R OBP: 0.298, SLG: 0.317 (1, 4)	G6-3		G6-3			G4-3		F8		3	0	0	0	0	0	0	Anaheim Angels @ Chicago White Sox Comiskey Park, Chicago, IL Thu Aug 19 1999, 2:05 PM EDT Att: 14,171 - Cloudy - 69 F										
Mike Canuso, S OBP: 0.289, SLG: 0.309 (1, 6)	P7			L6		G4-3				4	0	0	0	0	0												
Frank Thomas, R OBP: 0.410, SLG: 0.494 (1, 10)	F9			F8		14 1B FC4-6 2B		14 PB 1B		4	2	2	0	0	0												
14 Paul Konerko, R OBP: 0.355, SLG: 0.528 (1, 3)	F8			E5 FC5-4		FC4-6 1B		K		4	0	1	0	0	1												
Carlos Lee, R OBP: 0.314, SLG: 0.426 (1, 7)	K			FC5-4 1-2f		K		1B		3	0	0	0	1	2												
Brian Simmons, S OBP: 0.273, SLG: 0.415 (1, 9)	FC6-4 1B			K		FC4-6 FC4-6 1-2f		1-2 2-H 1B		4	0	2	2	0	1												
Darrin Jackson, R OBP: 0.276, SLG: 0.398 (1, 8)	FC6-4 1-2f			G4-3 1B		FC4-6 1-2f		K		4	0	1	0	0	1												
Greg Norton, S OBP: 0.348, SLG: 0.404 (1, 5)			G4-3			G4-3 1-2f		G5-4-3 BB		2	0	0	0	1	0												
Brook Fordyce, R OBP: 0.353, SLG: 0.431 (1, 2)			G3-1			F8		G5-4-3		3	0	0	0	0	1												
Inning Stats	R: 0 E: 0 K: 0 S: 7	H: 0 LOB: 0 BB: 0 P: 11	R: 0 E: 0 K: 1 S: 9	H: 1 LOB: 1 BB: 0 P: 12	R: 0 E: 0 K: 0 S: 7	H: 0 LOB: 0 BB: 0 P: 12	R: 0 E: 0 K: 0 S: 7	H: 0 LOB: 1 BB: 0 P: 10	R: 0 E: 0 K: 0 S: 9	H: 0 LOB: 0 BB: 0 P: 10	R: 1 E: 0 K: 1 S: 14	H: 2 LOB: 1 BB: 0 P: 21	R: 0 E: 0 K: 0 S: 6	H: 0 LOB: 0 BB: 1 P: 13	R: 1 E: 0 K: 2 S: 13	H: 2 LOB: 2 BB: 1 P: 24		1B: 5 2B: 1 3B: 0 HR: 0	SF: 0 SAC: 0 DP: 2 HBP: 0	WP: 0 PB: 1 SB: 0 CS: 0	PA: 34						
PITCHER	IP	WLS	BF	H	R	ER	SO	BB	IBB	HBP	BLK	WP	HR	S	P	ERA	WHIP										
Ramon Ortiz, R ERA: 1.13 (1, 1)	8.0	W	28	4	1	1	3	1	0	0	0	0	0	65	97	1.12	0.625										
Lou Pote, R ERA: 2.84 (9, 1)	1.0		6	2	1	1	2	1	0	0	0	0	0	13	24	9.00	3.000										



Batter	1	2	3	4	5	6	7	8	9	AB	R	H	RBI	BB	SO	LOB	TOP					
Kimera Barteo, R OBP: 0.279, SLG: 0.263 (1, 8)										4	0	0	0	0	2	1						
Brad Ausmus, R OBP: 0.353, SLG: 0.428 (1, 2)										4	0	0	0	0	1	0						
Dean Palmer, R OBP: 0.335, SLG: 0.521 (1, 5)										4	0	1	0	0	1	0						
Tony Clark, S OBP: 0.343, SLG: 0.469 (1, 3)										3	0	0	0	1	1	1						
Juan Encarnacion, R OBP: 0.289, SLG: 0.465 (1, 7)										4	0	0	0	0	0	2						
Damon Easley, R OBP: 0.348, SLG: 0.431 (1, 4)										2	1	1	1	1	0	1						
Gregg Jefferies, S OBP: 0.265, SLG: 0.337 (1, 10)										3	0	1	0	0	0	1						
Deivi Cruz, R OBP: 0.292, SLG: 0.390 (1, 6)										3	0	2	0	0	0	2						
Gabe Kapler, R OBP: 0.297, SLG: 0.422 (1, 9)										3	0	0	0	0	0	2						
Inning Stats	R: 0 E: 0 K: 1 S: 7	H: 0 LOB: 0 BB: 0 P: 11	R: 0 E: 0 K: 0 S: 10	H: 1 LOB: 2 BB: 2 P: 18	R: 0 E: 0 K: 0 S: 7	H: 0 LOB: 0 BB: 0 P: 15	R: 0 E: 0 K: 1 S: 7	H: 0 LOB: 0 BB: 0 P: 13	R: 1 E: 0 K: 0 S: 9	H: 2 LOB: 1 BB: 0 P: 11	R: 0 E: 0 K: 1 S: 5	H: 0 LOB: 0 BB: 0 P: 7	R: 0 E: 0 K: 0 S: 5	H: 0 LOB: 0 BB: 0 P: 7	R: 0 E: 0 K: 1 S: 10	H: 1 LOB: 1 BB: 0 P: 16	R: 0 E: 0 K: 1 S: 10	H: 1 LOB: 1 BB: 0 P: 13	1B: 3 2B: 1 3B: 0 HR: 1	SF: 0 SAC: 0 DP: 2 HBP: 0	WP: 1 PB: 0 CS: 1	PA: 33
PITCHER Chuck Finley, L ERA: 4.92 (1, 1)	IP: 9.0 WLS: W BF: 32	H: 5 R: 1 ER: 1 SO: 5	BB: 2 IBB: 0 HBP: 0 BLK: 0	WP: 1 HR: 1 S: 70 P: 111	ERA: 1.00 WHIP: 0.778																	

Detroit Tigers @ Anaheim Angels
Edison International Field, Anaheim, CA
Fri Aug 20 1999, 10:05 PM EDT
Att: 29,910 - Unknown - 70 F

AB 30
R 1
H 5
RBI 1
BB 2
SO 5
LOB 10



Batter	1	2	3	4	5	6	7	8	9	AB	R	H	RBI	BB	SO	LOB	BOTTOM					
Trent Durrington, R OBP: 0.279, SLG: 0.302 (1, 4)										3	1	2	0	0	0	0						
16 Garret Anderson, L OBP: 0.322, SLG: 0.469 (1, 7)										3	0	1	2	0	0	1						
Mo Vaughn, L OBP: 0.347, SLG: 0.462 (1, 3)										2	0	0	0	1	0	1						
Tim Salmon, R OBP: 0.378, SLG: 0.500 (1, 9)									3	1	1	1	0	0	2							
Jim Edmonds, L OBP: 0.321, SLG: 0.353 (1, 8)									3	1	1	0	1	1	2							
Troy Glaus, R OBP: 0.331, SLG: 0.460 (1, 5)										3	0	1	0	1	0	0						
Todd Greene, R OBP: 0.268, SLG: 0.440 (1, 10)										3	0	0	1	0	0	2						
Bengie Molina, R OBP: 0.256, SLG: 0.372 (1, 2)										4	0	0	0	0	0	2						
Gary Disarcina, R OBP: 0.249, SLG: 0.221 (1, 6)										3	2	1	0	0	0	0						
Inning Stats	R: 0 E: 0 K: 0 S: 5	H: 0 LOB: 0 BB: 0 P: 11	R: 1 E: 0 K: 0 S: 8	H: 2 LOB: 1 BB: 1 P: 19	R: 1 E: 2 K: 0 S: 6	H: 0 LOB: 0 BB: 0 P: 8	R: 1 E: 0 K: 0 S: 6	H: 1 LOB: 1 BB: 1 P: 10	R: 0 E: 0 K: 1 S: 5	H: 1 LOB: 2 BB: 1 P: 18	R: 0 E: 0 K: 0 S: 9	H: 0 LOB: 0 BB: 0 P: 10	R: 2 E: 0 K: 0 S: 9	H: 3 LOB: 2 BB: 0 P: 19	R: 0 E: 0 K: 0 S: 5	H: 0 LOB: 0 BB: 0 P: 9	R: 0 E: 0 K: 0 S: 5	H: 0 LOB: 0 BB: 0 P: 9	1B: 7 2B: 1 3B: 0 HR: 0	SF: 3 SAC: 1 DP: 2 HBP: 1	WP: 0 PB: 0 CS: 0	PA: 35
PITCHER Brian Moehler, R ERA: 5.59 (1, 1)	IP: 6.1 WLS: L BF: 29	H: 7 R: 5 ER: 4 SO: 1	BB: 3 IBB: 0 HBP: 0 BLK: 0	WP: 0 HR: 0 S: 46 P: 86	ERA: 5.68 WHIP: 1.579																	
C.J. Ninkowski, L ERA: 5.01 (7, 1)	IP: 0.0 WLS: 1 BF: 1	H: 0 R: 0 ER: 0 SO: 0	BB: 0 IBB: 0 HBP: 1 BLK: 0	WP: 0 HR: 0 S: 0 P: 1	ERA: - WHIP: -																	
Francisco Cordero, R ERA: 0.00 (7, 1)	IP: 0.2 WLS: 2 BF: 2	H: 0 R: 0 ER: 0 SO: 0	BB: 0 IBB: 0 HBP: 0 BLK: 0	WP: 0 HR: 0 S: 4 P: 8	ERA: 0.00 WHIP: 0.000																	
Willie Blair, R ERA: 6.7 (8, 1)	IP: 1.0 WLS: 3 BF: 3	H: 0 R: 0 ER: 0 SO: 0	BB: 0 IBB: 0 HBP: 0 BLK: 0	WP: 0 HR: 0 S: 5 P: 9	ERA: 0.00 WHIP: 0.000																	

Detroit Tigers @ Anaheim Angels
Edison International Field, Anaheim, CA
Fri Aug 20 1999, 10:05 PM EDT
Att: 29,910 - Unknown - 70 F

AB 27
R 5
H 7
RBI 4
BB 3
SO 1
LOB 10



Batter	1	2	3	4	5	6	7	8	9	AB	R	H	RBI	BB	SO	LOB	TOP										
Gregg Jefferies, S OBP: 0.259, SLG: 0.328 (1, 10)	E6 CS		F8 2-3	F7 1-0		G3 0-1		CS 2-0	F8 0-0	5	0	0	0	0	0	7											
Deivi Cruz, R OBP: 0.291, SLG: 0.388 (1, 6)	K 1-2		P4 3-H		B1-3 0-0		G5-3 0-0		G6-4-3 1B	5	0	1	0	0	1	1											
Dean Palmer, R OBP: 0.335, SLG: 0.520 (1, 5)	P4 0-0			1B 2B 1B 2-1	1B 2-0		G6-3 2-1		G6-4-3 1-2	5	1	2	0	0	0	1											
Tony Clark, S OBP: 0.344, SLG: 0.469 (1, 3)		G6-3 1B 1-2		2B 1B 1-2	L6 1-1		G4-3 1-2			4	1	2	0	0	0	0											
Juan Encarnacion, R OBP: 0.294, SLG: 0.469 (1, 7)		G6-3 1B 1-2		BB 2B 1-3 2-H		G6-3 S BB		E6 FC4-2		3	0	2	1	1	0	0											
Damon Easley, R OBP: 0.350, SLG: 0.429 (1, 4)	G6-3 1-2 2-3			BB BB		G6-3 1-3		FC4-2 CS BB		2	0	0	0	2	0	3											
Bill Haselman, R OBP: 0.333, SLG: 0.418 (1, 2)	K 1-3			BB BB		BB BB		E6 CS FC4-2 1B 1-2 2-3		2	1	0	1	2	1	3											
Gabe Kapler, R OBP: 0.296, SLG: 0.419 (1, 9)			F8 SH5-3 WP 1B	P6 1-1		K 0-3		FC4-2 CS 1B 1-2 2-3 3-H		4	2	1	0	0	1	8											
Kimera Batee, R OBP: 0.304, SLG: 0.275 (1, 8)			SH5-3 1-2	K 2-3				1-1 2-2 1-H 2-H 3-H		2	0	1	2	1	1	3											
Inning Stats	R: 0 E: 1 K: 1 S: 6	H: 0 LOB: 0 BB: 0 P: 12	R: 0 E: 0 K: 1 S: 10	H: 2 LOB: 1 BB: 0 P: 14	R: 1 E: 0 K: 0 S: 9	H: 1 LOB: 0 BB: 0 P: 14	R: 2 E: 0 K: 1 S: 12	H: 3 LOB: 3 BB: 2 P: 27	R: 0 E: 0 K: 0 S: 4	H: 1 LOB: 0 BB: 0 P: 7	R: 0 E: 0 K: 0 S: 12	H: 0 LOB: 3 BB: 3 P: 27	R: 0 E: 0 K: 0 S: 6	H: 0 LOB: 0 BB: 0 P: 9	R: 2 E: 2 K: 0 S: 10	H: 1 LOB: 0 BB: 0 P: 23	R: 0 E: 0 K: 0 S: 5	H: 1 LOB: 0 BB: 0 P: 7	1B: 8 2B: 2 3B: 0 HR: 0	SF: 0 SAC: 1 DP: 3 HBP: 0	WP: 1 PB: 0 SB: 2 CS: 5	PA: 40					
PITCHER	IP	WLS	BF	H	R	ER	SO	BB	IBB	HBP	BLK	WP	HR	S	P	ERA	WHIP										
Jarrod Washburn, L ERA: 8.56 (1, 1)	3.0	L	16	6	3	3	2	2	0	0	0	1	0	30	56	9.00	2.667										
Al Levine, R ERA: 3.45 (4, 1)	3.0		12	1	0	0	2	3	0	0	0	0	0	23	45	0.00	1.333										
Lou Pote, R ERA: 1.93 (7, 1)	3.0		11	2	2	0	0	1	0	0	0	0	0	21	39	0.00	1.000										

Detroit Tigers @ Anaheim Angels
Edison International Field, Anaheim, CA
Sat Aug 21 1999, 10:05 PM EDT
Att: 28,575 - Unknown - 69 F

AB	32
R	5
H	9
RBI	4
BB	6
SO	4
LOB	26





Batter	1	2	3	4	5	6	7	8	9	AB	R	H	RBI	BB	SO	LOB	BOTTOM										
Trent Durrington, R OBP: 0.255, SLG: 0.277 (1, 4)	F7 1-1		G6-4-3 1-2			G6-3 0-0		L9 3-2		4	0	0	0	0	0	2											
16 Garret Anderson, L OBP: 0.321, SLG: 0.465 (1, 7)	K 1-3			BB 4-1		G5-3 0-0		G3-1 1-2		3	0	0	0	1	1	0											
Mo Vaughn, L OBP: 0.348, SLG: 0.462 (1, 3)	G6-3 3-1			BB K 3-3		FC6-4 1B 2-2		BB 1B 3-2		4	0	2	0	0	1	1											
Tim Salmon, R OBP: 0.373, SLG: 0.491 (1, 9)		K 2-3		P3 2-0		FC6-4 1-2		K 2-3		4	0	0	0	0	2	3											
Jim Edmonds, L OBP: 0.309, SLG: 0.338 Todd Greene, R OBP: 0.271, SLG: 0.440 (9, PH)		L3 0-0		K 2-3		G3 2-2		BB 1-2		3	0	0	0	0	1	1											
Troy Glaus, R OBP: 0.328, SLG: 0.455 (1, 5)	K 2-3					F8 2-2		K 1-3		4	0	0	0	0	3	2											
Orlando Palmeiro, L OBP: 0.365, SLG: 0.523 (1, 10)				1B BB 4-2		HBP 1B 2-1		G4-3 3-2		2	0	1	0	1	0	2											
Matt Walbeck, S OBP: 0.305, SLG: 0.315 (1, 2)				P6 0-0		K 2-3		P6 1-0		3	0	0	0	0	1	3											
Gary Disarcina, R OBP: 0.251, SLG: 0.224 Jeff Huson, L OBP: 0.325, SLG: 0.327 (8, PH)				G6-4-3 1B 1-3		G1-3 0-2		L9 1-1		2	0	1	0	0	0	1											
Inning Stats	R: 0 E: 0 K: 1 S: 7	H: 0 LOB: 0 BB: 0 P: 12	R: 0 E: 0 K: 2 S: 7	H: 0 LOB: 0 BB: 0 P: 11	R: 0 E: 0 K: 0 S: 6	H: 1 LOB: 1 BB: 1 P: 11	R: 0 E: 0 K: 2 S: 8	H: 0 LOB: 1 BB: 1 P: 19	R: 0 E: 0 K: 1 S: 10	H: 0 LOB: 1 BB: 0 P: 16	R: 0 E: 0 K: 0 S: 9	H: 1 LOB: 1 BB: 0 P: 12	R: 0 E: 0 K: 1 S: 10	H: 1 LOB: 0 BB: 0 P: 16	R: 0 E: 0 K: 0 S: 9	H: 0 LOB: 0 BB: 0 P: 14	R: 0 E: 0 K: 2 S: 17	H: 1 LOB: 2 BB: 1 P: 30	1B: 4 2B: 0 3B: 0 HR: 0	SF: 0 SAC: 0 DP: 1 HBP: 1	WP: 0 PB: 0 SB: 0 CS: 0	PA: 34					
PITCHER	IP	WLS	BF	H	R	ER	SO	BB	IBB	HBP	BLK	WP	HR	S	P	ERA	WHIP										
Jeff Weaver, R ERA: 5.17 (1, 1)	7.0	W	26	3	0	0	7	2	0	0	0	0	0	9	14	0.00	0.714										
Doug Brocail, R ERA: 2.47 (8, 1)	1.0		3	0	0	0	0	0	0	0	0	0	0	9	14	0.00	0.000										
Todd Jones, R ERA: 4.04 (9, 1)	1.0		5	1	0	0	2	1	0	0	0	0	0	17	30	0.00	2.000										

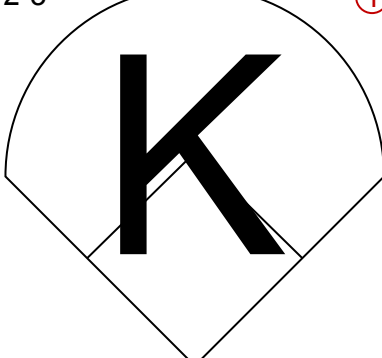
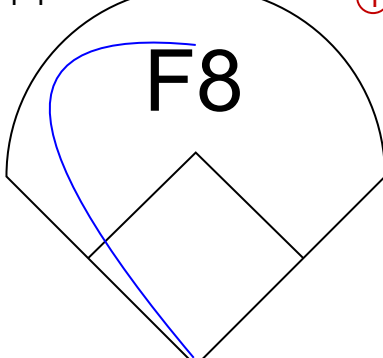
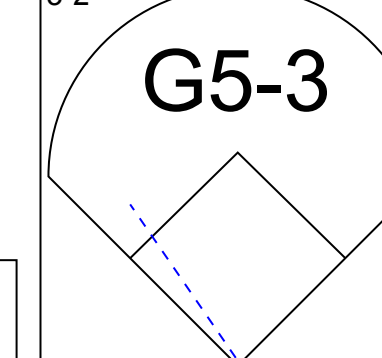
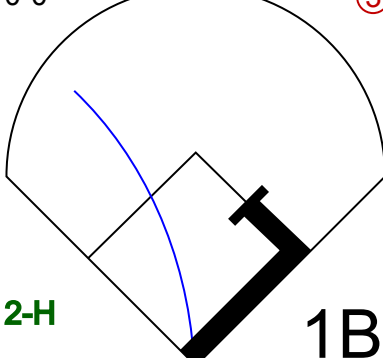
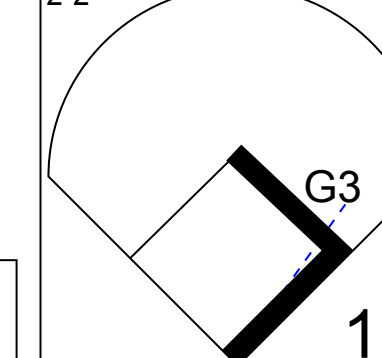
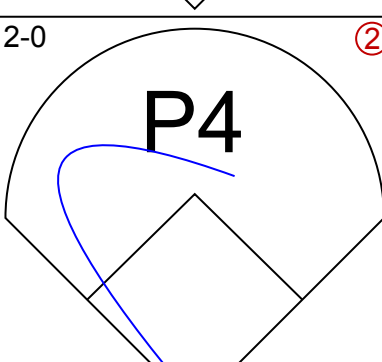
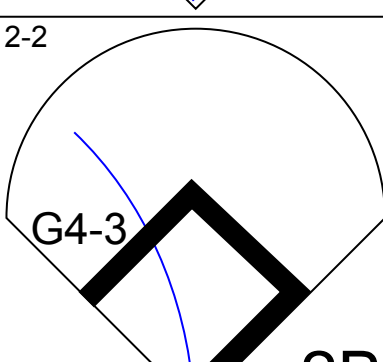
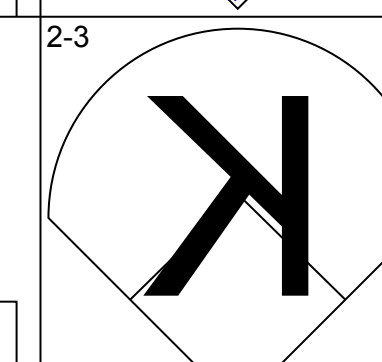
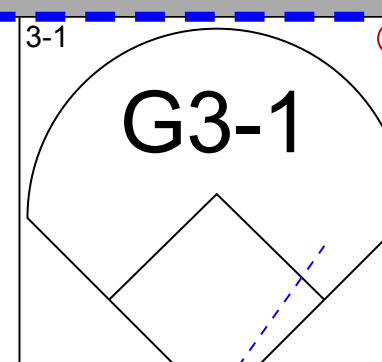
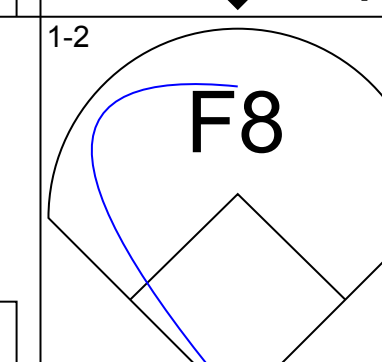
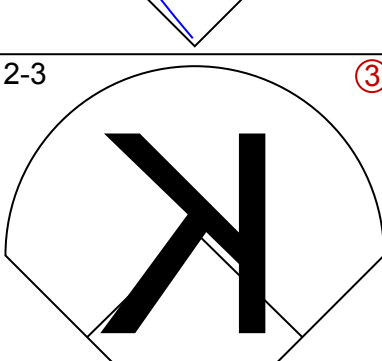
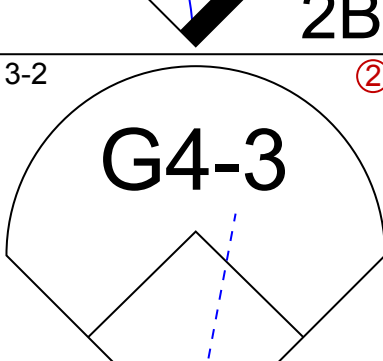
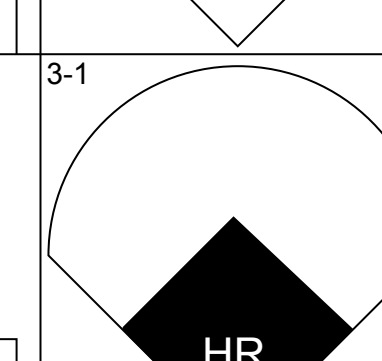
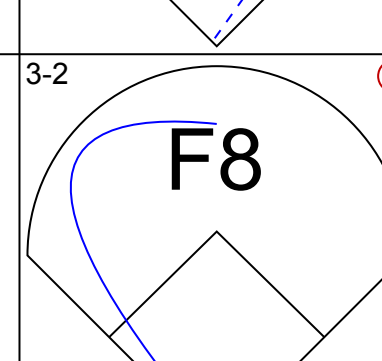
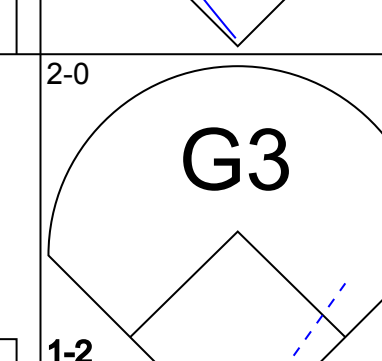
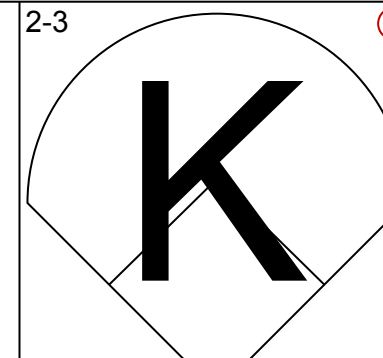
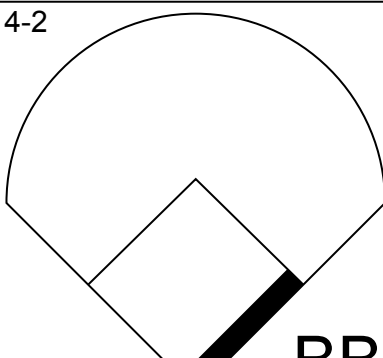
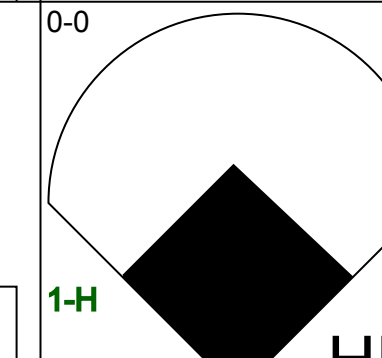
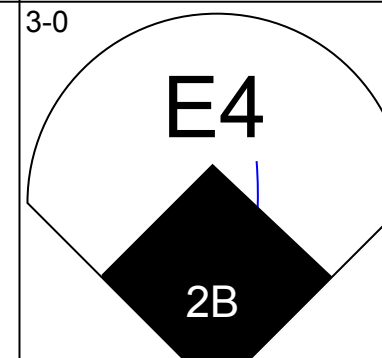
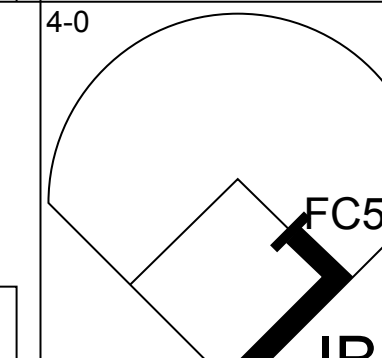
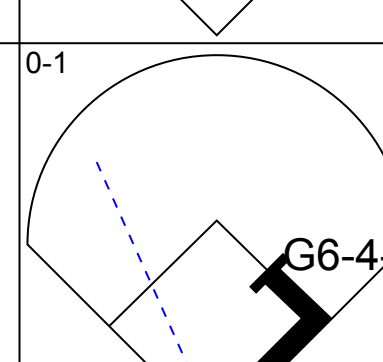
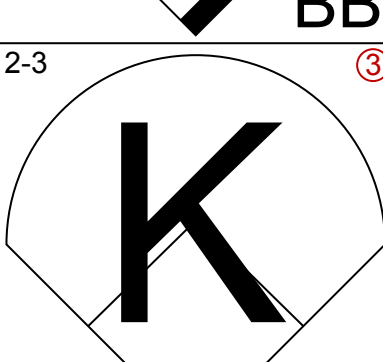
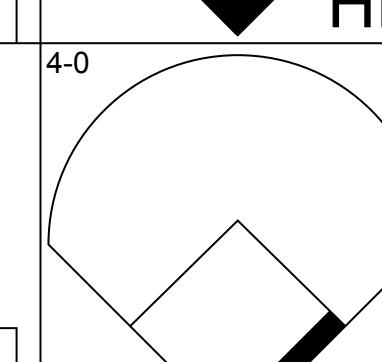
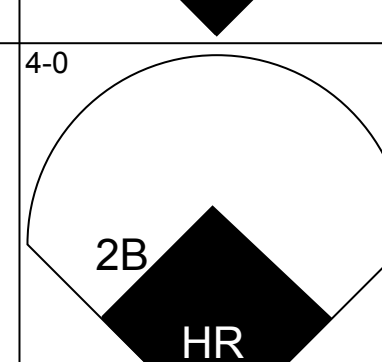
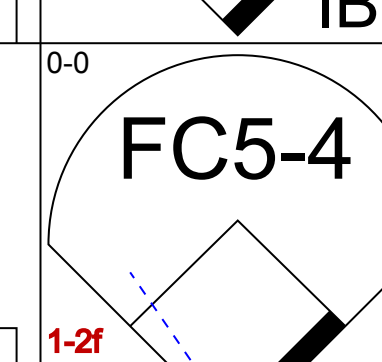
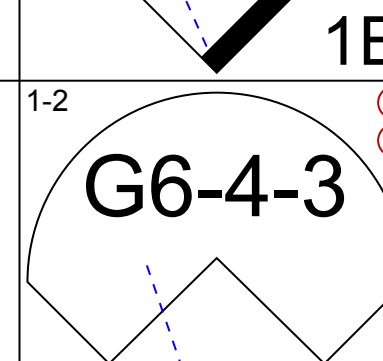
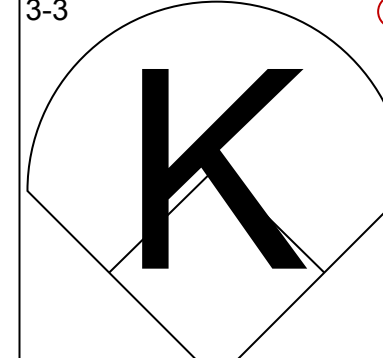
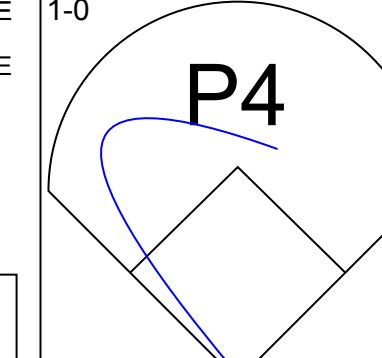
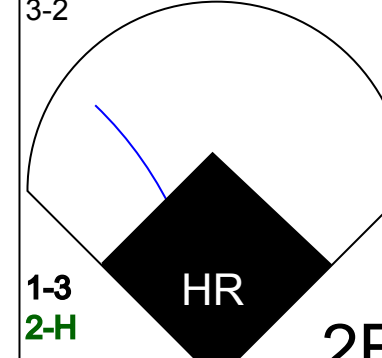
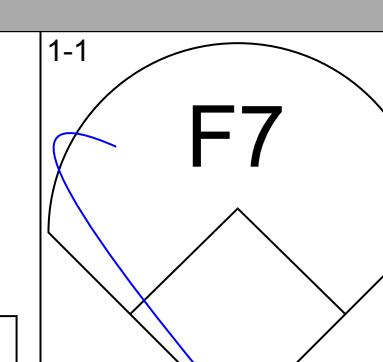
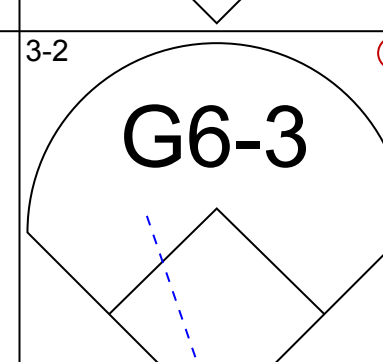
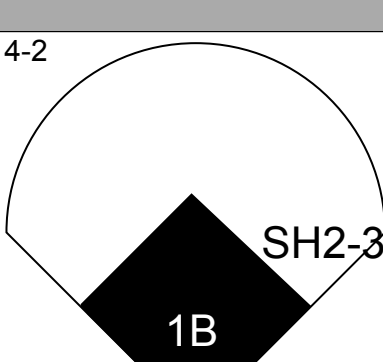
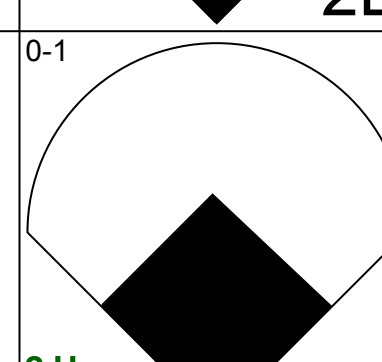
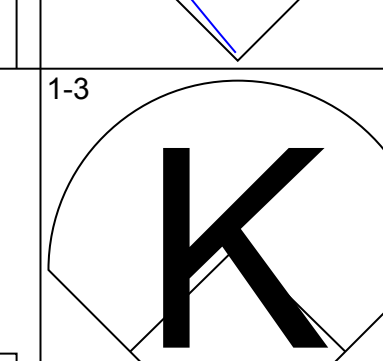
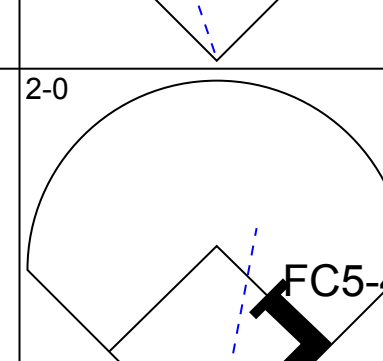
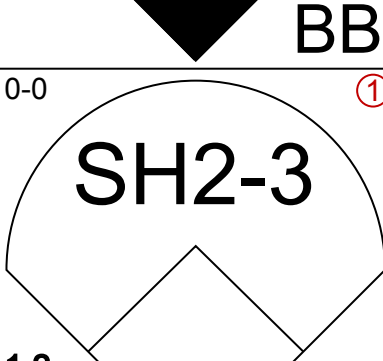
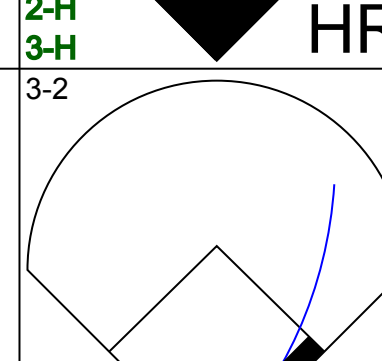
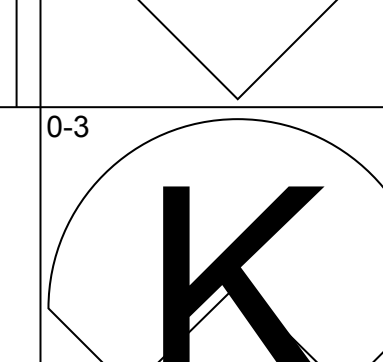
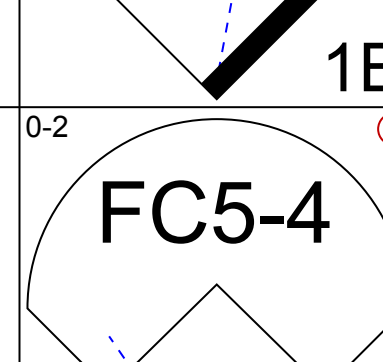
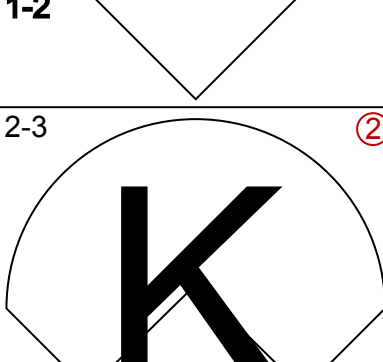
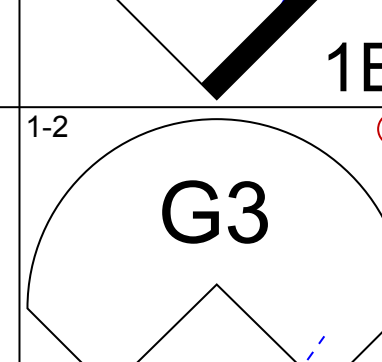
Detroit Tigers @ Anaheim Angels
Edison International Field, Anaheim, CA
Sat Aug 21 1999, 10:05 PM EDT
Att: 28,575 - Unknown - 69 F

AB	30
R	0
H	4
RBI	0
BB	3
SO	9
LOB	15



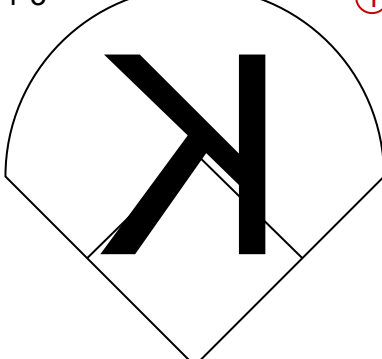
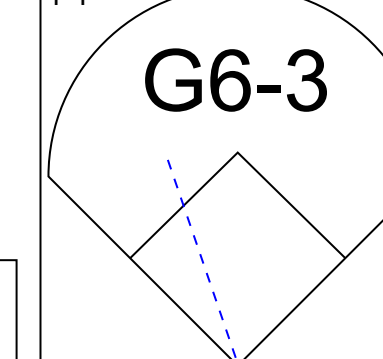
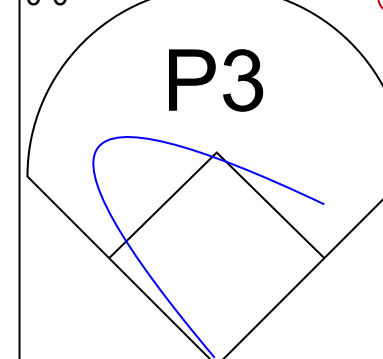
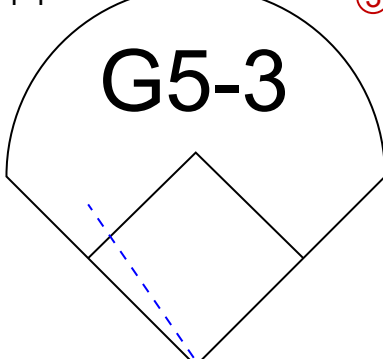
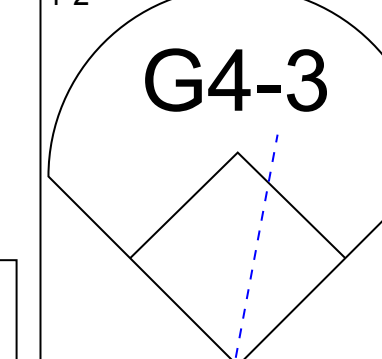
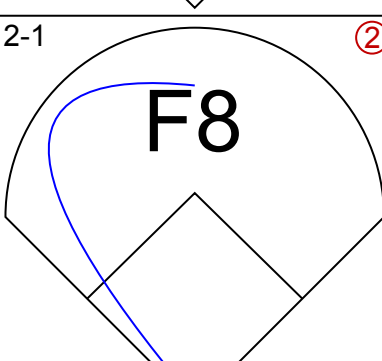
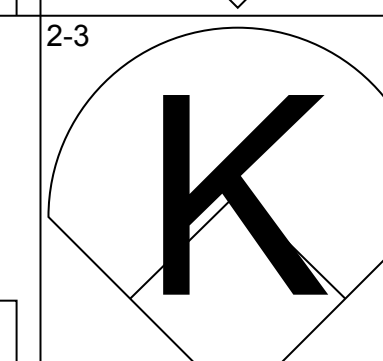
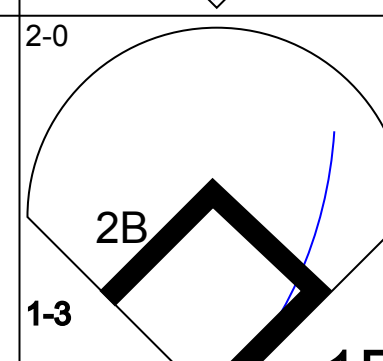
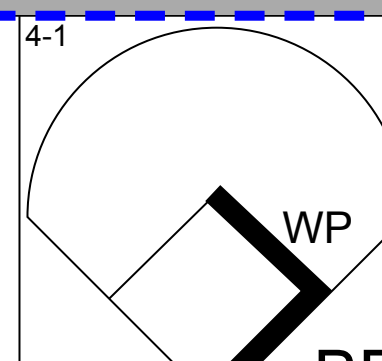

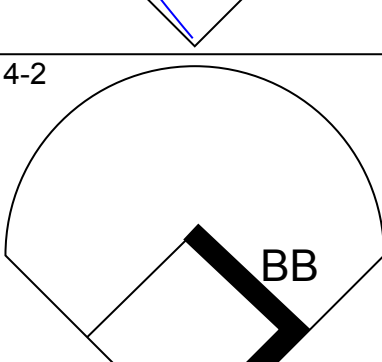
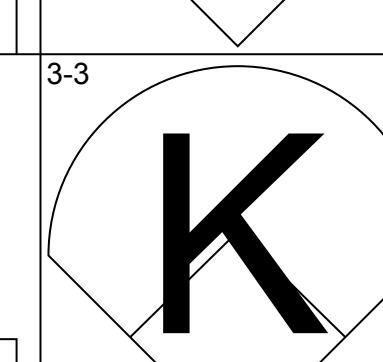
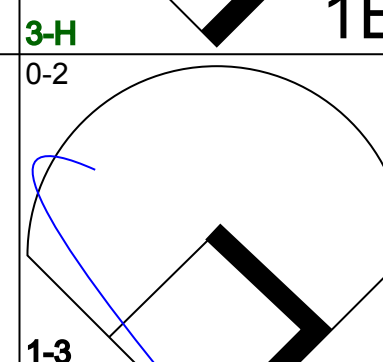
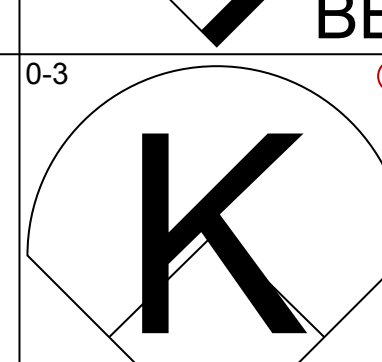
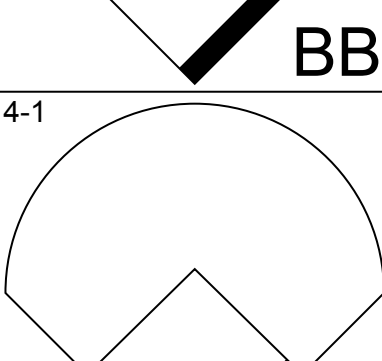
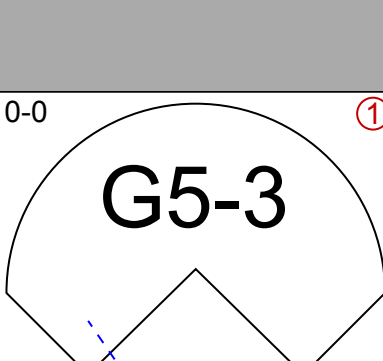
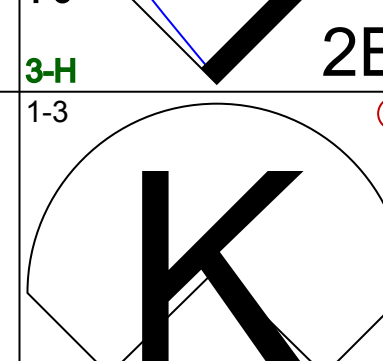
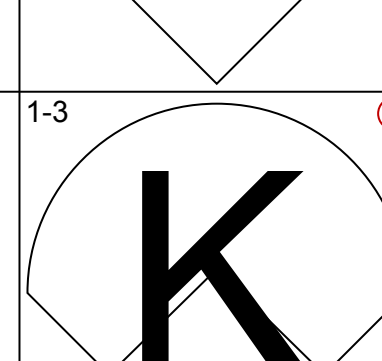
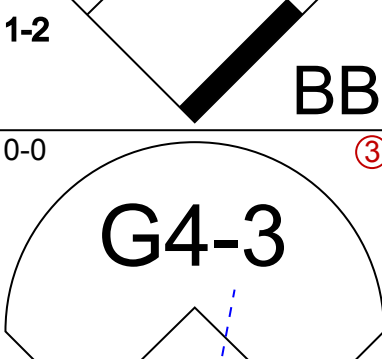
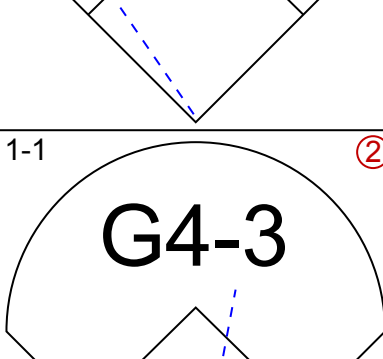
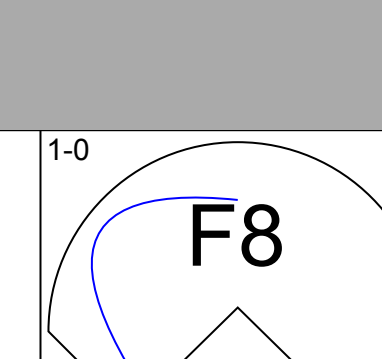
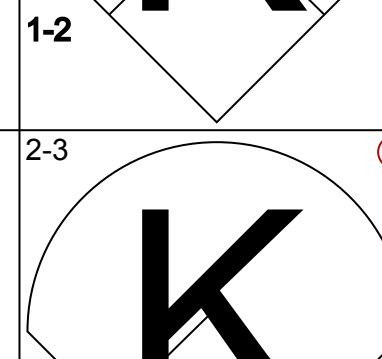
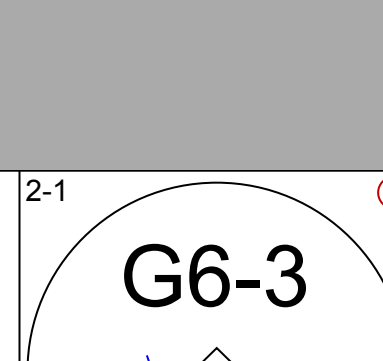
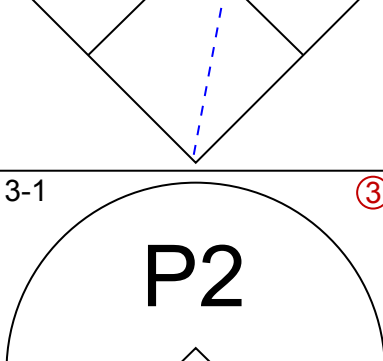
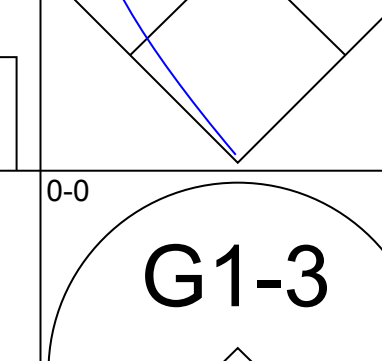
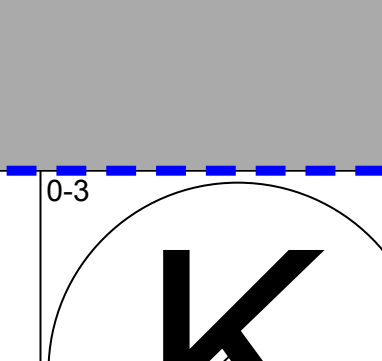
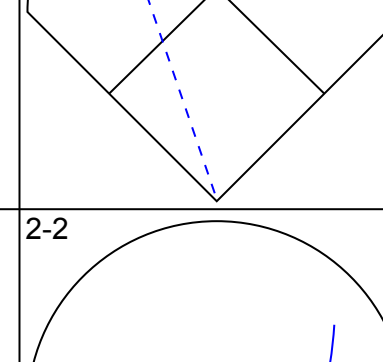
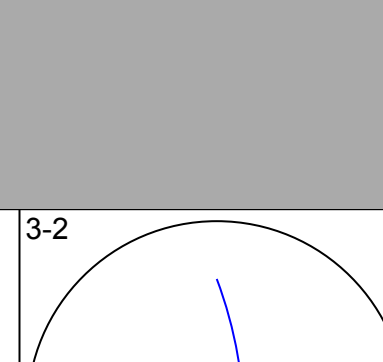
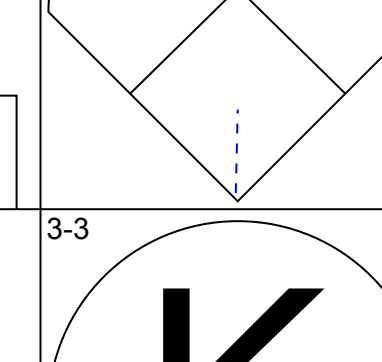

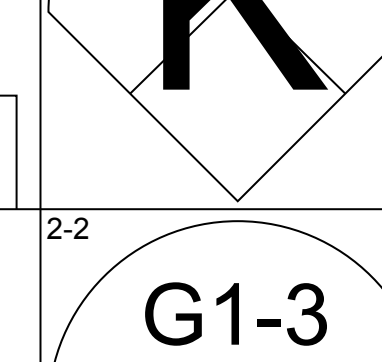
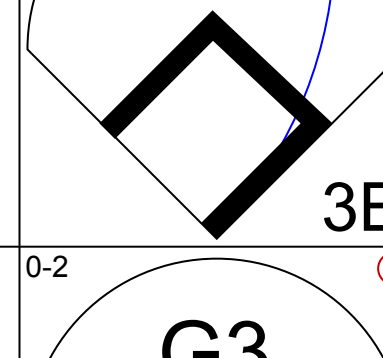
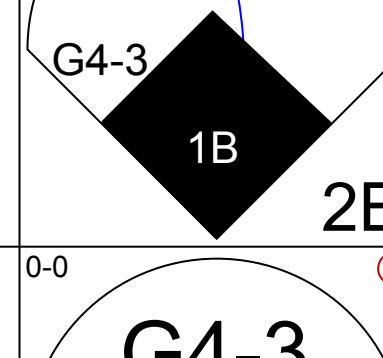
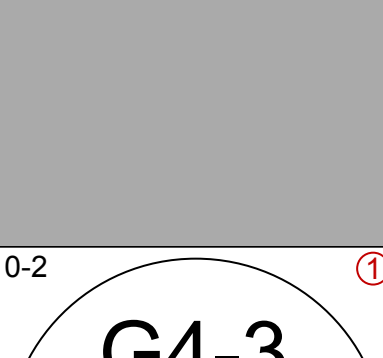
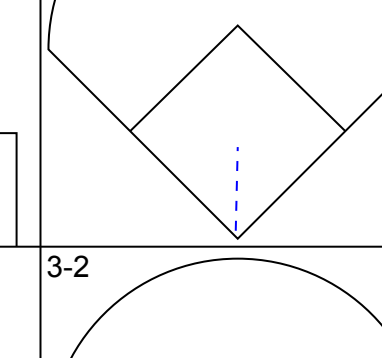
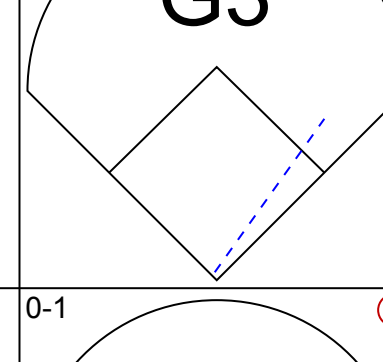
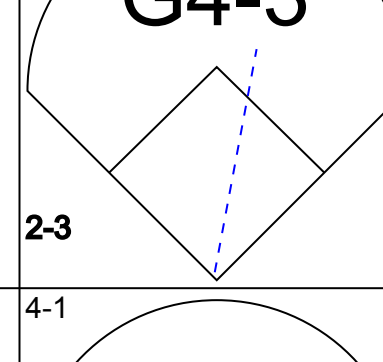

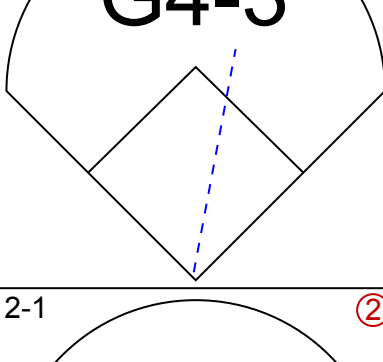
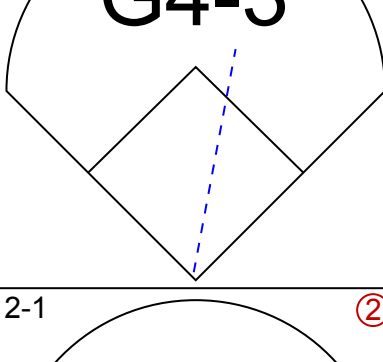
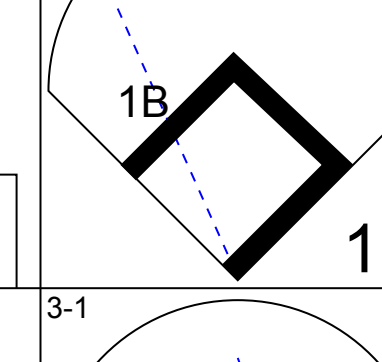
Batter	1	2	3	4	5	6	7	8	9	AB	R	H	RBI	BB	SO	LOB	TOP											
Shannon Stewart, R OBP: 0.376, SLG: 0.424	1-3 K		0-3 K			1-0 G6-3	1-0 1B		1-0 F8	5	0	1	0	0	2	0	<p>Toronto Blue Jays @ Anaheim Angels Edison International Field, Anaheim, CA</p> <p>Tue Aug 24 1999, 10:05 PM EDT Att: 21,492 - Unknown - 80 F</p> <p>livebaseballscorecards.com</p> <p>AB 38 R 5 H 10 RBI 5 BB 1 SO 11 LOB 11</p> 											
Brian McRae, S OBP: 0.321, SLG: 0.356 Jacob Brumfield, R OBP: 0.316, SLG: 0.376	3-3 K		0-1 F7			3-3 K	1-3 K		1-2 G4-3	4	0	0	0	0	3	2												
Shawn Green, L OBP: 0.388, SLG: 0.611	2-2 2B			2-0 L7		1-2 HR		1-2 HR	2-3 K	5	2	3	1	0	1	0												
Carlos Delgado, L OBP: 0.370, SLG: 0.564	0-0 G3			2-2 G3		2-1 HR		1-3 K		4	1	1	2	0	1	1												
Tony Fernandez, S OBP: 0.436, SLG: 0.475	1-3 K			0-0 G4-3		4-1 BB		2-1 2B	2B	3	1	1	0	1	1	0												
Darin Fletcher, L OBP: 0.327, SLG: 0.469	2-0 1B				0-1 F8	1-0 G3		2-3 K		4	0	1	0	0	1	2												
Tony Batista, R OBP: 0.336, SLG: 0.520	3-3 K				0-0 E5		0-1 G6-3	0-1 2B	2B	4	1	1	0	0	1	1												
Willie Greene, L OBP: 0.276, SLG: 0.410	1-0 G4-3				2-3 K		0-0 1B	0-0 2B	1B	4	0	2	2	0	1	2												
Homer Bush, R OBP: 0.354, SLG: 0.423			1-2 P4		3-2 F9		1-2 F9	2-2 G5-3		4	0	0	0	0	0	3												
Inning Stats	R: 0 E: 0 K: 2 S: 14	H: 1 LOB: 1 BB: 0 P: 20	R: 0 E: 0 K: 2 S: 8	H: 1 LOB: 1 BB: 0 P: 15	R: 0 E: 0 K: 1 S: 8	H: 0 LOB: 0 BB: 0 P: 9	R: 0 E: 0 K: 0 S: 5	H: 0 LOB: 0 BB: 0 P: 9	R: 0 E: 1 K: 1 S: 11	H: 0 LOB: 1 BB: 0 P: 16	R: 2 E: 0 K: 1 S: 11	H: 2 LOB: 1 BB: 1 P: 23	R: 0 E: 0 K: 1 S: 12	H: 2 LOB: 2 BB: 0 P: 15	R: 3 E: 0 K: 2 S: 17	H: 4 LOB: 1 BB: 0 P: 25	R: 0 E: 0 K: 1 S: 8	H: 0 LOB: 0 BB: 0 P: 12	1B: 5 2B: 3 3B: 0 HR: 2	SF: 0 SAC: 0 DP: 0 HBP: 0	WP: 0 PB: 0 SB: 0 CS: 0	PA: 39						
PITCHER	IP	WLS	BF	H	R	ER	SO	BB	IBB	HBP	BLK	WP	HR	S	P	ERA	WHIP											
Ramon Ortiz, R ERA: 1.8	(1, 1)	7.0	L	29	6	2	2	8	1	0	0	0	0	1	69	107	2.57	1.000										
Mike Holtz, L ERA: 10.19	(8, 1)	0.2		4	2	2	2	0	0	0	0	0	0	1	11	17	27.00	3.000										
Mark Petkovsek, R ERA: 3.03	(8, 1)	1.1	S	6	2	1	1	1	0	0	0	0	0	0	14	20	6.75	1.500										

Batter	1	2	3	4	5	6	7	8	9	AB	R	H	RBI	BB	SO	LOB	BOTTOM											
Trent Durrington, R OBP: 0.297, SLG: 0.241	3-2 F8		2-1 F8			0-3 K		0-0 G3		4	0	0	0	0	1	0	<p>Toronto Blue Jays @ Anaheim Angels Edison International Field, Anaheim, CA</p> <p>Tue Aug 24 1999, 10:05 PM EDT Att: 21,492 - Unknown - 80 F</p> <p>livebaseballscorecards.com</p> <p>AB 32 R 1 H 6 RBI 1 BB 4 SO 5 LOB 10</p> 											
Jim Edmonds, L OBP: 0.326, SLG: 0.410	3-2 HR		0-1 P8		0-2 2B			1-3 K		4	1	2	1	0	1	0												
Mo Vaughn, L OBP: 0.343, SLG: 0.452	2-1 G3-1		4-1 BB		0-1 G4-3			1-0 1B	1B	3	0	1	0	1	0	1												
Tim Salmon, R OBP: 0.375, SLG: 0.491	4-1 BB		4-2 BB		1-2 BB		0-0 F7	0-1 L8		2	0	0	0	2	0	1												
16 Garret Anderson, L OBP: 0.327, SLG: 0.469	0-0 G3		3-3 K			1-2 L4		2-0 1B		4	0	1	0	0	1	3												
Troy Glaus, R OBP: 0.326, SLG: 0.455		3-2 G6-3		0-1 P4		1-0 1B		1-3 K		4	0	1	0	0	1	2												
Todd Greene, R OBP: 0.270, SLG: 0.437		2-0 P3		2-2 G5-3		0-0 L9		4-2 BB		3	0	0	0	1	0	1												
Bengie Molina, R OBP: 0.255, SLG: 0.373		1-0 E7		3-2 F9			2-2 F9		0-1 G4-6-3	4	0	1	0	0	0	1												
Andy Sheets, R OBP: 0.243, SLG: 0.294		0-2 P3			2-2 F7		2-1 F9		1-3 K	4	0	0	0	0	1	1												
Inning Stats	R: 1 E: 0 K: 0 S: 13	H: 1 LOB: 1 BB: 1 P: 25	R: 0 E: 1 K: 0 S: 8	H: 1 LOB: 1 BB: 0 P: 14	R: 0 E: 0 K: 1 S: 10	H: 0 LOB: 0 BB: 2 P: 23	R: 0 E: 0 K: 0 S: 9	H: 0 LOB: 0 BB: 0 P: 14	R: 0 E: 0 K: 1 S: 13	H: 1 LOB: 1 BB: 0 P: 15	R: 0 E: 0 K: 0 S: 6	H: 1 LOB: 1 BB: 0 P: 8	R: 0 E: 0 K: 2 S: 10	H: 0 LOB: 0 BB: 0 P: 10	R: 0 E: 0 K: 2 S: 10	H: 2 LOB: 2 BB: 0 P: 15	R: 0 E: 0 K: 1 S: 7	H: 0 LOB: 0 BB: 1 P: 12	1B: 3 2B: 2 3B: 0 HR: 1	SF: 0 SAC: 0 DP: 1 HBP: 0	WP: 0 PB: 0 SB: 0 CS: 0	PA: 36						
PITCHER	IP	WLS	BF	H	R	ER	SO	BB	IBB	HBP	BLK	WP	HR	S	P	ERA	WHIP											
Pat Hentgen, R ERA: 5.23	(1, 1)	7.0	W	28	4	1	1	2	3	0	0	0	0	0	65	109	1.29	1.000										
Graeme Lloyd, L ERA: 3.03	(8, 1)	0.2		4	2	0	0	1	0	0	0	0	0	0	7	11	0.00	3.000										
Billy Koch, R ERA: 2.39	(8, 1)	1.1	S	4	0	0	0	2	1	0	0	0	0	0	10	16	0.00	0.750										

Batter	1	2	3	4	5	6	7	8	9	AB	R	H	RBI	BB	SO	LOB	TOP																					
Shannon Stewart, R OBP: 0.376, SLG: 0.424										5	0	2	1	0	1	0	Toronto Blue Jays @ Anaheim Angels Edison International Field, Anaheim, CA Wed Aug 25 1999, 4:05 PM EDT Att: 21,592 - Unknown - 84 F																					
Brian McRae, S OBP: 0.319, SLG: 0.357										5	0	1	0	0	1	1																						
Shawn Green, L OBP: 0.384, SLG: 0.606										4	1	0	0	0	1	2																						
Carlos Delgado, L OBP: 0.372, SLG: 0.569										3	2	1	2	2	1	0																						
Tony Fernandez, S OBP: 0.438, SLG: 0.475 Casey Blake, R (8.5)										2	1	1	0	2	1	2																						
Tony Batista, R OBP: 0.336, SLG: 0.520										4	1	1	1	0	1	2																						
Jacob Brumfield, R OBP: 0.321, SLG: 0.396										3	2	1	3	1	0	0																						
Mike Matheny, R OBP: 0.284, SLG: 0.324										3	0	2	0	0	1	0																						
Homer Bush, R OBP: 0.350, SLG: 0.418										4	0	0	0	0	2	3																						
Inning Stats	R: 0 H: 0 E: 0 K: 2 S: 9	H: 0 R: 0 ER: 0 LOB: 0 BB: 0 P: 15	R: 0 H: 1 E: 0 K: 1 S: 9	H: 0 R: 0 ER: 0 LOB: 0 BB: 0 P: 12	R: 0 H: 0 E: 0 K: 2 S: 8	H: 0 R: 0 ER: 0 LOB: 0 BB: 0 P: 10	R: 0 H: 1 E: 0 K: 1 S: 15	H: 0 R: 0 ER: 0 LOB: 2 BB: 1 P: 27	R: 0 H: 1 E: 0 K: 1 S: 10	H: 1 R: 0 ER: 0 LOB: 1 BB: 1 P: 18	R: 2 H: 1 E: 0 K: 1 S: 9	H: 1 R: 0 ER: 0 LOB: 1 BB: 1 P: 22	R: 1 H: 1 E: 0 K: 1 S: 9	H: 1 R: 0 ER: 0 LOB: 1 BB: 1 P: 15	R: 4 H: 3 E: 1 K: 0 S: 18	H: 3 R: 0 ER: 1 LOB: 1 BB: 1 P: 38	R: 0 H: 1 E: 0 K: 0 S: 11	H: 1 R: 0 ER: 0 LOB: 2 BB: 1 P: 20	1B: 5 2B: 2 3B: 0 HR: 2	SF: 0 SAC: 1 DP: 1 HBP: 1	WP: 0 PB: 0 SB: 0 CS: 0	PA: 41																
PITCHER	IP	WLS	BF	H	R	ER	SO	BB	IBB	HBP	BLK	WP	HR	S	P	ERA	WHIP	PITCHER				IP	WLS	BF	H	R	ER	SO	BB	IBB	HBP	BLK	WP	HR	S	P	ERA	WHIP
Chuck Finley, L ERA: 4.88	(1, 1)	7.0	L	28	5	3	3	9	3	0	1	0	0	1	69	119	3.86	1.143																				
Al Levine, R ERA: 3.39	(8, 1)	1.0		8	3	4	0	0	0	1	0	0	0	1	18	38	0.00	3.000																				
Lou Pote, R ERA: 3.48	(9, 1)	1.0		5	1	0	0	0	0	1	0	0	0	0	11	20	0.00	1.000																				

AB	34
R	7
H	9
RBI	7
BB	5
SO	9
LOB	12



Batter	1	2	3	4	5	6	7	8	9	AB	R	H	RBI	BB	SO	LOB	BOTTOM																						
Trent Durrington, R OBP: 0.222, SLG: 0.226 Todd Greene, R OBP: 0.269, SLG: 0.435										4	0	0	0	0	1	2	Toronto Blue Jays @ Anaheim Angels Edison International Field, Anaheim, CA Wed Aug 25 1999, 4:05 PM EDT Att: 21,592 - Unknown - 84 F																						
Jim Edmonds, L OBP: 0.333, SLG: 0.407										3	0	1	1	1	1	0																							
Mo Vaughn, L OBP: 0.345, SLG: 0.453										3	0	1	1	1	2	1																							
Tim Salmon, R OBP: 0.373, SLG: 0.485										3	0	0	0	1	2	3																							
16 Garret Anderson, L OBP: 0.325, SLG: 0.465										4	0	0	0	0	1	3																							
Troy Glaus, R OBP: 0.324, SLG: 0.451										4	0	0	0	0	1	0																							
Orlando Palmeiro, L OBP: 0.367, SLG: 0.332										4	1	2	0	0	1	0																							
Bengie Molina, R OBP: 0.241, SLG: 0.352 Matt Walbeck, S OBP: 0.307, SLG: 0.317										3	0	0	0	0	0	2																							
Andy Sheets, R OBP: 0.244, SLG: 0.291 Jeff Huson, L OBP: 0.322, SLG: 0.323										2	1	0	0	1	0	1																							
Inning Stats	R: 0 H: 0 E: 0 K: 1 S: 9	H: 1 R: 0 ER: 0 LOB: 1 BB: 0 P: 18	R: 0 H: 0 E: 0 K: 2 S: 8	H: 0 R: 0 ER: 0 LOB: 0 BB: 0 P: 14	R: 0 H: 0 E: 0 K: 0 S: 5	H: 0 R: 0 ER: 0 LOB: 0 BB: 0 P: 9	R: 2 H: 3 E: 0 K: 1 S: 14	H: 3 R: 0 ER: 0 LOB: 2 BB: 1 P: 24	R: 0 H: 0 E: 0 K: 1 S: 5	H: 0 R: 0 ER: 0 LOB: 0 BB: 0 P: 9	R: 0 H: 0 E: 0 K: 0 S: 7	H: 0 R: 0 ER: 0 LOB: 0 BB: 0 P: 10	R: 0 H: 0 E: 0 K: 3 S: 13	H: 0 R: 0 ER: 0 LOB: 1 BB: 1 P: 20	R: 0 H: 2 E: 0 K: 1 S: 14	H: 2 R: 0 ER: 0 LOB: 2 BB: 0 P: 23	1B: 3 2B: 2 3B: 1 HR: 0	SF: 0 SAC: 0 DP: 0 HBP: 0	WP: 1 PB: 0 SB: 0 CS: 0	PA: 37																			
PITCHER	IP	WLS	BF	H	R	ER	SO	BB	IBB	HBP	BLK	WP	HR	S	P	ERA	WHIP	PITCHER				IP	WLS	BF	H	R	ER	SO	BB	IBB	HBP	BLK	WP	HR	S	P	ERA	WHIP	
Joey Hamilton, R ERA: 6.19	(1, 1)	7.0	W	28	4	2	2	5	3	0	0	0	0	1	62	104	2.57	1.000																					
Graeme Lloyd, L ERA: 2.95	(8, 1)	1.0		4	0	0	0	3	1	0	0	0	1	0	13	20	0.00	1.000																					
Paul Quantrill, R ERA: 2.7	(9, 1)	1.0		5	2	0	0	1	0	0	0	0	0	0	14	23	0.00	2.000																					

AB	33
R	2
H	6
RBI	2
BB	4
SO	9
LOB	14



Batter	1	2	3	4	5	6	7	8	9	AB	R	H	RBI	BB	SO	LOB	TOP										
Trent Durrington, R OBP: 0.239, SLG: 0.242	1-2 G3 2B 1B		2-2 G6-3					1-2 G6-3		4	2	2	0	0	0	0											
Jim Edmonds, L OBP: 0.320, SLG: 0.388	0-2 G3		0-1 L9					1-1 G3		4	0	0	0	0	0	2											
Tim Salmon, R OBP: 0.371, SLG: 0.481	2-0 P6		3-3 K						1-1 G5-3	4	0	1	0	0	1	1											
Todd Greene, R OBP: 0.269, SLG: 0.436	3-1 16 2B				2-1 G5-3			1-1 FC5-4		4	1	1	2	0	1	1											
16 Garret Anderson, L OBP: 0.324, SLG: 0.465	0-0 2H 2B				1-2 L8			3-H L4		4	0	1	1	0	0	1											
Troy Glaus, R OBP: 0.322, SLG: 0.448	2-0 G6-3				1-3 K				1-0 P9	3	0	0	0	0	1	1											
Darin Erstad, L OBP: 0.307, SLG: 0.366		0-1 G4-3			1-0 CS 1B			0-2 P8		3	0	1	0	0	0	0											
Bengie Molina, R OBP: 0.228, SLG: 0.333		0-1 G6-3			1-0 G5-3			0-0 F9		3	0	0	0	0	0	1											
Gary Disarcina, R OBP: 0.247, SLG: 0.220		1-1 F9			1-1 G1-3			0-0 G4-3		3	0	0	0	0	0	0											
Inning Stats	R: 2 H: 3 E: 0 K: 0 S: 11	H: 3 LOB: 1 BB: 0 P: 19	R: 0 H: 0 E: 0 K: 0 S: 6	H: 0 LOB: 0 BB: 0 P: 7	R: 0 H: 0 E: 0 K: 1 S: 8	H: 0 LOB: 0 BB: 0 P: 13	R: 0 H: 0 E: 0 K: 1 S: 8	H: 0 LOB: 0 BB: 0 P: 12	R: 0 H: 1 E: 0 K: 0 S: 4	H: 1 LOB: 0 BB: 0 P: 7	R: 1 H: 2 E: 0 K: 0 S: 12	H: 2 LOB: 1 BB: 0 P: 18	R: 0 H: 0 E: 0 K: 0 S: 6	H: 0 LOB: 0 BB: 0 P: 7	R: 0 H: 0 E: 0 K: 1 S: 8	H: 0 LOB: 0 BB: 0 P: 10	1B: 4 2B: 2 3B: 0 HR: 0	SF: 0 SAC: 0 DP: 0 HBP: 0	WP: 0 PB: 0 SB: 0 CS: 1	PA: 32							
PITCHER	IP	WLS	BF	H	R	ER	SO	BB	IBB	HBP	BLK	WP	HR	S	P	ERA	WHIP										
Kent Mercker, L ERA: 5.09	(1, 1)	6.0	23	6	3	3	2	0	0	0	0	0	0	49	76	4.50	1.000										
Rich Garcés, R ERA: 1.5	(7, 1)	2.0	W	6	0	0	0	0	0	0	0	0	0	12	15	0.00	0.000										
Derek Lowe, R ERA: 2.87	(9, 1)	1.0	S	3	0	0	0	1	0	0	0	0	0	8	10	0.00	0.000										

Anaheim Angels @ Boston Red Sox
Fenway Park, Boston, MA
Fri Aug 27 1999, 7:05 PM EDT
Att: 32,921 - Cloudy - 74 F

AB 32
R 3
H 6
RBI 3
BB 0
SO 3
LOB 7



Batter	1	2	3	4	5	6	7	8	9	AB	R	H	RBI	BB	SO	LOB	BOTTOM										
Jose Offerman, S OBP: 0.380, SLG: 0.426	2-3 K		3-1 G6-3			4-2 FC6-4 1B BB	1-3 K			3	1	0	0	1	2	0											
John Valentin, R OBP: 0.312, SLG: 0.399	4-1 1B BB		0-0 G6-3			4-0 FC6-4 BB		0-1 L9		2	0	0	0	2	0	0											
Nomar Garciaparra, R OBP: 0.493, SLG: 0.579	1-0 1-3 1B		2-1 G6-3			2-1 FC6-4 1B BB		2-0 G5-3		4	1	1	0	0	0	2											
Mike Stanley, R OBP: 0.384, SLG: 0.464	0-3 K				2-0 P7	4-1 G3 1B BB		1-1 BB 2B 1B		3	0	1	0	1	1	2											
Donnie Sadler, R OBP: 0.308, SLG: 0.365						1-2 BB				0	1	0	0	0	0	0											
Derek Lowe, R										0	0	0	0	0	0	0											
Butch Huskey, R OBP: 0.351, SLG: 0.505	1-3 K				2-2 F9	1-2 G3 1B		4-1 2B BB		3	0	1	2	0	1	2											
Brian Daubach, L OBP: 0.382, SLG: 0.616						1-2 2H 3H		1-2 2B BB		0	1	0	0	1	0	0											
Troy O'Leary, L OBP: 0.335, SLG: 0.517		3-2 1B			2-1 G4-3	2-2 G3		1-0 1H 2H		4	0	2	2	0	0	2											
Damon Buford, R OBP: 0.295, SLG: 0.375		3-1 P2			1-3 K	2-3 K		0-0 G5-3		4	0	0	0	0	2	5											
Jason Varitek, S OBP: 0.330, SLG: 0.451		1-1 F9			1-0 F8			1-2 F8		3	0	0	0	0	0	1											
Darren Lewis, R OBP: 0.333, SLG: 0.347		1-1 G3			3-2 P6			0-2 G4-3		3	0	0	0	0	0	1											
Inning Stats	R: 0 H: 1 E: 0 K: 3 S: 14	H: 1 LOB: 2 BB: 1 P: 22	R: 0 H: 1 E: 0 K: 0 S: 12	H: 1 LOB: 0 BB: 0 P: 20	R: 0 H: 0 E: 0 K: 0 S: 5	H: 0 LOB: 0 BB: 0 P: 10	R: 0 H: 0 E: 0 K: 0 S: 7	H: 0 LOB: 0 BB: 0 P: 13	R: 0 H: 0 E: 0 K: 1 S: 11	H: 0 LOB: 0 BB: 0 P: 16	R: 2 H: 1 E: 0 K: 1 S: 17	H: 1 LOB: 3 BB: 3 P: 36	R: 0 H: 0 E: 0 K: 1 S: 11	H: 0 LOB: 0 BB: 0 P: 13	R: 2 H: 2 E: 0 K: 0 S: 8	H: 2 LOB: 2 BB: 1 P: 16	1B: 4 2B: 1 3B: 0 HR: 0	SF: 0 SAC: 0 DP: 0 HBP: 0	WP: 0 PB: 0 SB: 0 CS: 0	PA: 34							
PITCHER	IP	WLS	BF	H	R	ER	SO	BB	IBB	HBP	BLK	WP	HR	S	P	ERA	WHIP										
Jarrod Washburn, L ERA: 7.23	(1, 1)	5.0		20	2	2	4	3	0	0	0	0	0	53	93	3.60	1.000										
Mark Pekovsek, R ERA: 3.04	(6, 1)	2.2	11	2	1	1	2	1	0	0	0	0	0	29	45	3.38	1.125										
Troy Percival, R ERA: 2.64	(8, 1)	0.1	L	3	1	1	0	1	0	0	0	0	0	3	8	27.00	6.000										

Anaheim Angels @ Boston Red Sox
Fenway Park, Boston, MA
Fri Aug 27 1999, 7:05 PM EDT
Att: 32,921 - Cloudy - 74 F

AB 29
R 4
H 5
RBI 4
BB 5
SO 6
LOB 15



Batter	1	2	3	4	5	6	7	8	9	AB	R	H	RBI	BB	SO	LOB	TOP				
Trent Durrington, R OBP: 0.239, SLG: 0.243 Jeff Huson, L OBP: 0.320, SLG: 0.321	G5-3		P6				G5-3	FC5-4		4	0	1	0	0	0	3					
Jim Edmonds, L OBP: 0.324, SLG: 0.389	G3-1 PB 1B			F8			F7		G4-3	5	1	2	1	0	0	3					
Mo Vaughn, L OBP: 0.343, SLG: 0.449	G3-1		P6				F7		K	4	0	0	0	1	1	4					
Tim Salmon, R OBP: 0.372, SLG: 0.477	P4								F8	4	2	1	1	1	0	2					
16 Garret Anderson, L OBP: 0.326, SLG: 0.465		G4-3	E9				G4-6-3			3	0	1	1	1	0	1					
Darin Erstad, L OBP: 0.305, SLG: 0.362	G5-3		F8				P2		FC4 E 1B	4	1	0	0	0	0	3					
Troy Glaus, R OBP: 0.321, SLG: 0.446	F8						L7		E5 1B	4	0	1	1	0	0	1					
Bengie Molina, R OBP: 0.233, SLG: 0.350 Orlando Palmeiro, L OBP: 0.365, SLG: 0.331 Matt Walbeck, S OBP: 0.307, SLG: 0.317							G5-3		F8	3	1	1	0	0	0	1					
Gary Disarcina, R OBP: 0.258, SLG: 0.232									G5-3 FC5-4 1B	4	1	3	1	0	1	1					
Inning Stats	R: 0 E: 0 K: 0 S: 11	H: 1 LOB: 1 BB: 0 P: 16	R: 0 E: 0 K: 0 S: 7	H: 0 LOB: 0 BB: 0 P: 10	R: 4 E: 1 K: 0 S: 15	H: 5 LOB: 1 BB: 0 P: 22	R: 0 E: 0 K: 1 S: 12	H: 2 LOB: 0 BB: 1 P: 16	R: 0 E: 0 K: 0 S: 7	H: 0 LOB: 0 BB: 1 P: 11	R: 0 E: 0 K: 0 S: 9	H: 1 LOB: 1 BB: 0 P: 11	R: 2 E: 1 K: 0 S: 12	H: 1 LOB: 2 BB: 2 P: 24	R: 0 E: 0 K: 1 S: 10	H: 0 LOB: 0 BB: 0 P: 15	1B: 9 2B: 1 3B: 0 HR: 0	SF: 0 SAC: 0 DP: 1 HBP: 0	WP: 0 PB: 1 SB: 1 CS: 0	PA: 40	
PITCHER	IP	WLS	BF	H	R	ER	SO	BB	IBB	HBP	BLK	WP	HR	S	P	ERA	WHIP				
49 Tim Wakefield, R ERA: 5.27	6.1		28	9	4	3	1	1	0	0	0	0	0	61	89	4.26	1.579				
Rheal Cormier, L ERA: 3.93	0.1	H	1	0	0	0	0	0	0	0	0	0	0	4	5	0.00	0.000				
Rich Garcés, R ERA: 1.85	0.1	H	3	0	2	1	0	2	0	0	0	0	0	4	12	27.00	6.000				
Derek Lowe, R ERA: 2.8	2.0	W	8	1	0	0	1	0	0	0	0	0	0	19	28	0.00	0.500				

Anaheim Angels @ Boston Red Sox
Fenway Park, Boston, MA
Sat Aug 28 1999, 4:05 PM EDT
Att: 33,060 - Sunny - 88 F

AB	37
R	6
H	10
RBI	5
BB	3
SO	2
LOB	23



Batter	1	2	3	4	5	6	7	8	9	AB	R	H	RBI	BB	SO	LOB	BOTTOM				
Jose Offerman, S OBP: 0.380, SLG: 0.427	G4-3 1B BB		F8	P4			FC4-6			4	1	1	1	1	0	1					
John Valentin, R OBP: 0.313, SLG: 0.398	G5-3 G4-3 1B		G6-3 1B HBP	K			L9		F9	4	1	1	0	0	1	3					
Brian Daubach, L OBP: 0.377, SLG: 0.608	G4-3		G6-3				G1-3		G1-3	4	0	0	0	0	0	3					
Nomar Garciaparra, R OBP: 0.402, SLG: 0.575	G5-3						L6		K	3	1	0	1	1	1	1					
Troy O'Leary, L OBP: 0.341, SLG: 0.517									K	3	1	2	1	1	1	0					
Mike Stanley, R OBP: 0.383, SLG: 0.460	F7						G5-3		K	3	1	0	0	1	1	3					
Jason Varitek, S OBP: 0.332, SLG: 0.456									F8	4	1	2	3	0	0	0					
Darren Lewis, R OBP: 0.333, SLG: 0.344									G1-3	3	1	0	0	1	0	2					
Trot Nixon, L OBP: 0.344, SLG: 0.461									G1-3	4	0	2	1	0	0	0					
Inning Stats	R: 1 E: 0 K: 0 S: 9	H: 1 LOB: 2 BB: 2 P: 25	R: 0 E: 0 K: 0 S: 7	H: 0 LOB: 0 BB: 0 P: 11	R: 4 E: 0 K: 0 S: 17	H: 2 LOB: 1 BB: 2 P: 33	R: 0 E: 0 K: 1 S: 7	H: 0 LOB: 0 BB: 0 P: 10	R: 0 E: 0 K: 0 S: 8	H: 1 LOB: 1 BB: 0 P: 10	R: 1 E: 0 K: 0 S: 10	H: 2 LOB: 1 BB: 0 P: 17	R: 0 E: 0 K: 2 S: 10	H: 0 LOB: 0 BB: 0 P: 15	R: 1 E: 0 K: 1 S: 9	H: 2 LOB: 2 BB: 1 P: 19	1B: 5 2B: 3 3B: 0 HR: 0	SF: 0 SAC: 0 DP: 0 HBP: 1	WP: 0 PB: 0 SB: 0 CS: 0	PA: 38	
PITCHER	IP	WLS	BF	H	R	ER	SO	BB	IBB	HBP	BLK	WP	HR	S	P	ERA	WHIP				
Steve Sparks, R ERA: 5.09	5.1		27	6	6	6	1	4	0	0	0	0	0	55	102	10.12	1.875				
Lou Pote, R ERA: 3.55	2.1	L	9	1	1	1	3	1	0	0	0	0	0	20	34	3.86	0.857				
Troy Percival, R ERA: 2.63	0.1		2	1	0	0	0	0	0	0	0	0	0	2	4	0.00	3.000				

Anaheim Angels @ Boston Red Sox
Fenway Park, Boston, MA
Sat Aug 28 1999, 4:05 PM EDT
Att: 33,060 - Sunny - 88 F

AB	32
R	7
H	8
RBI	7
BB	5
SO	4
LOB	13



Batter	1	2	3	4	5	6	7	8	9	AB	R	H	RBI	BB	SO	LOB	TOP			
Darin Erstad, L (1, 3) OBP: 0.304, SLG: 0.361	G4-3		G3		L4		F9		1B	5	1	1	1	0	0	0	Anaheim Angels @ Boston Red Sox Fenway Park, Boston, MA Sun Aug 29 1999, 1:05 PM EDT Att: 32,253 - Sunny - 84 F			
Jeff Huson, L (1, 4) OBP: 0.338, SLG: 0.333 Trent Durrington, R (8, PH) OBP: 0.236, SLG: 0.239	2B		1B		L8		K		1B	3	0	2	0	0	0	0				
Orlando Palmeiro, L (9, PH) OBP: 0.367, SLG: 0.333	2B		1B		G4-3				1B	1	0	1	0	0	0	0				
Mo Vaughn, L (1, 10) OBP: 0.344, SLG: 0.450	K		P4		G4-3				1B	5	0	2	2	0	1	2				
Tim Salmon, R (1, 9) OBP: 0.365, SLG: 0.467	K		L9		L8				K	5	0	0	0	0	2	5				
16 Garret Anderson, L (1, 7) OBP: 0.323, SLG: 0.461		K			G3-1		P6			4	0	0	0	0	1	1				
Jim Edmonds, L (1, 8) OBP: 0.346, SLG: 0.436		1B			1B		2B		G3	4	2	4	0	0	0	0				
Troy Glaus, R (1, 5) OBP: 0.323, SLG: 0.444		1B			1B		K		K	2	0	0	0	2	2	2				
Matt Walbeck, S (1, 2) OBP: 0.306, SLG: 0.316		1B			F9		K2-3		G3	4	0	1	1	0	1	3				
Andy Sheets, R (1, 6) OBP: 0.241, SLG: 0.287 Todd Greene, R (9, PH) OBP: 0.271, SLG: 0.436	G6-4-3		F8		F8		L5		1B	3	0	0	0	0	0	4				
Inning Stats	R: 0 E: 0 K: 1 S: 11	H: 1 LOB: 1 BB: 0 P: 15	R: 1 E: 0 K: 1 S: 13	H: 2 LOB: 1 BB: 1 P: 25	R: 0 E: 0 K: 0 S: 10	H: 1 LOB: 2 BB: 1 P: 13	R: 0 E: 0 K: 0 S: 7	H: 1 LOB: 0 BB: 0 P: 14	R: 0 E: 0 K: 1 S: 10	H: 1 LOB: 0 BB: 0 P: 13	R: 0 E: 0 K: 1 S: 10	H: 0 LOB: 0 BB: 0 P: 14	R: 0 E: 0 K: 1 S: 9	H: 1 LOB: 1 BB: 0 P: 14	R: 3 E: 0 K: 2 S: 21	H: 4 LOB: 2 BB: 1 P: 30	1B: 7 2B: 4 3B: 0 HR: 0	SF: 0 SAC: 0 DP: 1 HBP: 0	WP: 0 PB: 0 SB: 1 CS: 0	PA: 40
PITCHER	IP WLS BF H R ER SO BB IBB HBP BLK WP HR S P ERA WHIP																			
Pat Rapp, R (1, 1) ERA: 4.22	6.0 W 25 6 1 1 4 2 0 0 0 0 0 0 56 89 1.50 1.333																			
Rheal Cormier, L (7, 1) ERA: 3.79	2.0 7 1 0 0 2 0 0 0 0 0 0 0 19 28 0.00 0.500																			
Bryce Florie, R (9, 1) ERA: 4.82	0.2 7 4 3 3 1 1 0 0 0 0 0 0 0 18 26 40.50 7.500																			
Derek Lowe, R (9, 1) ERA: 2.79	0.1 S 1 0 0 0 1 0 0 0 0 0 0 0 0 3 4 0.00 0.000																			

Batter	1	2	3	4	5	6	7	8	9	AB	R	H	RBI	BB	SO	LOB	BOTTOM			
Jose Offerman, S (1, 4) OBP: 0.380, SLG: 0.426	1B		G4-3		1B		SF7		G1-3	3	1	1	1	1	0	1	Anaheim Angels @ Boston Red Sox Fenway Park, Boston, MA Sun Aug 29 1999, 1:05 PM EDT Att: 32,253 - Sunny - 84 F			
Darren Lewis, R (1, 8) OBP: 0.332, SLG: 0.343	K		F7		1B		K			4	0	1	2	0	2	3				
Brian Daubach, L (1, 3) OBP: 0.379, SLG: 0.606	L3				K		1B		FC1-6	3	0	1	1	1	1	1				
Nomar Garciaparra, R (1, 6) OBP: 0.405, SLG: 0.577		G1-6-3			G4-3		G6-4-3		FC1-6	2	0	1	0	2	0	2				
Troy O'Leary, L (1, 7) OBP: 0.338, SLG: 0.513	G1-6-3		G4-3		G4-3		K		FC1-6	4	0	0	0	0	1	4				
18 Reggie Jefferson, S (1, 10) OBP: 0.356, SLG: 0.456 Butch Huskey, R (7, PH) OBP: 0.350, SLG: 0.503	L3		L3		F9		1B		F9	2	1	0	0	1	0	1				
Trot Nixon, L (1, 9) OBP: 0.348, SLG: 0.464			WP		2B		1B		G3	4	3	3	0	0	0	2				
Donnie Sadler, R (1, 5) OBP: 0.309, SLG: 0.364			SH		B2		1B		P5	3	1	1	1	0	0	1				
Scott Hatteberg, L (1, 2) OBP: 0.388, SLG: 0.222	SF7		SF7		1B		1B		F8	3	1	2	2	0	0	0				
Inning Stats	R: 0 E: 0 K: 1 S: 8	H: 1 LOB: 0 BB: 0 P: 11	R: 0 E: 0 K: 0 S: 6	H: 0 LOB: 0 BB: 1 P: 11	R: 1 E: 1 K: 0 S: 8	H: 1 LOB: 1 BB: 0 P: 14	R: 0 E: 0 K: 1 S: 9	H: 1 LOB: 0 BB: 0 P: 13	R: 3 E: 0 K: 2 S: 15	H: 3 LOB: 1 BB: 1 P: 26	R: 0 E: 0 K: 0 S: 11	H: 0 LOB: 2 BB: 2 P: 24	R: 0 E: 0 K: 0 S: 6	H: 0 LOB: 0 BB: 0 P: 12	R: 0 E: 0 K: 0 S: 6	H: 0 LOB: 0 BB: 0 P: 12		1B: 8 2B: 3 3B: 0 HR: 0	SF: 2 SAC: 1 DP: 3 HBP: 0	WP: 1 PB: 0 SB: 0 CS: 0
PITCHER	IP WLS BF H R ER SO BB IBB HBP BLK WP HR S P ERA WHIP																			
Tim Belcher, R (1, 1) ERA: 6.75	5.1 L 26 9 7 7 3 3 0 0 0 0 0 0 0 54 92 11.81 2.250																			
Al Levine, R (6, 1) ERA: 3.36	0.2 3 1 0 0 1 0 0 0 0 0 0 0 10 17 0.00 1.500																			
Mike Magnante, L (7, 1) ERA: 3.92	1.0 5 0 0 0 0 2 0 0 0 0 0 0 11 24 0.00 2.000																			
Shigetoshi Hasegawa, R (8, 1) ERA: 4.48	1.0 3 0 0 0 0 0 0 0 0 0 0 0 6 12 0.00 0.000																			

AB	37
R	4
H	11
RBI	4
BB	3
SO	8
LOB	17



Batter	1	2	3	4	5	6	7	8	9	AB	R	H	RBI	BB	SO	LOB	TOP				
Orlando Palmeiro, L OBP: 0.368, SLG: 0.334	1-3 K		1-2 16 HR 1B		3-2 16 BB 1B		3-1 F7		0-1 FC5 2-3*	5	1	2	0	0	1	3					
Trent Durrington, R OBP: 0.237, SLG: 0.230	3-1 G3		4-0 16 HR BB		0-2 L9		1-2 G1-3			3	1	0	0	1	0	2					
16 Garret Anderson, L OBP: 0.325, SLG: 0.466	2-2 P6		1-0 1-H 2-H HR		4-2 BB			2-3 K		3	1	1	3	1	1	0					
Mo Vaughn, L OBP: 0.343, SLG: 0.456		3-1 HR	0-3 K		2-3 K			3-3 K		4	1	1	1	0	3	2					
Jim Edmonds, L OBP: 0.345, SLG: 0.459	0-3 K			2-0 HR				2-3 K		4	1	1	1	0	2	0					
Darin Erstad, L OBP: 0.303, SLG: 0.360	3-2 G3-1			0-3 K			1-2 G5-3		1-2 FC5 G4-3 1B	4	0	1	0	0	1	0					
Jeff Huson, L OBP: 0.318, SLG: 0.325	3-3 K			2-2 G6-3			1-0 G4-3		1-0 G4-3	4	0	0	0	0	1	1					
Bengie Molina, R OBP: 0.238, SLG: 0.349			0-1 F9		3-2 F9			4-2 BB		3	0	1	0	0	0	0					
Tim Salmon, R OBP: 0.307, SLG: 0.467										0	0	0	0	1	0	0					
Gary Disarcina, R OBP: 0.254, SLG: 0.228			0-0 F9				0-1 P3			3	0	0	0	0	0	1					
Todd Greene, R OBP: 0.270, SLG: 0.434								0-0 P2		1	0	0	0	0	1	2					
Inning Stats	R: 0 E: 0 K: 1 S: 11	H: 0 LOB: 0 BB: 0 P: 17	R: 1 E: 0 K: 2 S: 13	H: 1 LOB: 0 BB: 2 P: 22	R: 3 E: 0 K: 1 S: 10	H: 2 LOB: 0 BB: 1 P: 16	R: 1 E: 0 K: 1 S: 11	H: 1 LOB: 0 BB: 0 P: 18	R: 0 E: 0 K: 1 S: 16	H: 0 LOB: 2 BB: 1 P: 25	R: 0 E: 0 K: 0 S: 5	H: 1 LOB: 1 BB: 0 P: 14	R: 0 E: 0 K: 3 S: 10	H: 0 LOB: 0 BB: 0 P: 17	R: 0 E: 0 K: 1 S: 11	H: 1 LOB: 2 BB: 1 P: 18	1B: 4 2B: 0 3B: 0 HR: 3	SF: 0 SAC: 0 DP: 0 HBP: 0	WP: 0 PB: 0 SB: 0 CS: 0	PA: 37	
PITCHER	IP	WLS	BF	H	R	ER	SO	BB	IBB	HBP	BLK	WP	HR	S	P	ERA	WHIP				
Bartolo Colon, R ERA: 4.14	(1, 1)	7.0	W	29	6	5	5	6	2	0	0	0	0	3	76	120	6.43	1.143			
Paul Shuey, R ERA: 3.39	(8, 1)	1.0	H	3	0	0	0	3	0	0	0	0	0	10	17	0.00	0.000				
Michael Jackson, R ERA: 3.9	(9, 1)	1.0	S	5	1	0	0	1	1	0	0	0	0	11	18	0.00	2.000				

Anaheim Angels @ Cleveland Indians
Jacobs Field, Cleveland, OH
Mon Aug 30 1999, 7:05 PM EDT
Att: 43,295 - Unknown - 66 F

AB 34
R 5
H 7
RBI 5
BB 3
SO 10
LOB 11



Batter	1	2	3	4	5	6	7	8	9	AB	R	H	RBI	BB	SO	LOB	BOTTOM			
Dave Roberts, L OBP: 0.306, SLG: 0.344	2-1 WP 1B G6-3	1-0 1-H 3-H HR			0-1 L9		1-2 E 2B	4-1 S 1B BB		4	4	3	3	1	0	0				
Omar Vizquel, S OBP: 0.401, SLG: 0.438	1-1 G6-3	0-0 G6-3			2-3 K		1-1 E1 2B	2-2 S 1B		5	1	2	1	0	1	1				
Roberto Alomar, S OBP: 0.430, SLG: 0.553	2-1 2-H 1B		2-3 K		4-1 BB		2-2 G4-3 2B	3-3 K		4	0	2	2	1	2	1				
Manny Ramirez, R OBP: 0.427, SLG: 0.642	3-3 K		2-3 K		1-3 K		4-0 G4-3 IBB			3	0	0	0	1	3	2				
Harold Baines, L OBP: 0.392, SLG: 0.572	3-2 G1-3		0-0 G3			2-1 P8	1-3 K			3	0	0	0	0	0	1				
Richie Sexson, R OBP: 0.310, SLG: 0.503	1-2									1	0	0	0	0	1	2				
Jim Thome, L OBP: 0.424, SLG: 0.530		3-3 K		4-0 FC6-4 BB		4-2 PB BB	3-2 G4-3	1-2 2-3 BB		2	0	0	0	2	1	2				
David Justice, L OBP: 0.409, SLG: 0.496		4-2 FC5-4 BB HR BB		2-0 L9		0-0 F9	1-3 K			3	1	0	0	1	1	4				
Carlos Baerga, S OBP: 0.323, SLG: 0.339		4-1 FC5-4 BB		1-2 F7		4-0 BB		2-1 G4-3		2	0	0	0	2	0	1				
Einar Diaz, R OBP: 0.313, SLG: 0.348		0-1 FC5-4 HR		1-1 FC6-4		0-1 G1-3		1-1 G5-3		4	1	0	0	0	0	5				
Inning Stats	R: 1 E: 1 K: 1 S: 12	H: 2 LOB: 1 BB: 0 P: 23	R: 3 E: 0 K: 1 S: 10	H: 1 LOB: 0 BB: 2 P: 22	R: 0 E: 0 K: 2 S: 10	H: 0 LOB: 0 BB: 1 P: 14	R: 0 E: 0 K: 0 S: 6	H: 0 LOB: 1 BB: 1 P: 14	R: 0 E: 0 K: 2 S: 12	H: 0 LOB: 2 BB: 1 P: 19	R: 0 E: 0 K: 0 S: 7	H: 0 LOB: 2 BB: 2 P: 17	R: 2 E: 1 K: 2 S: 17	H: 3 LOB: 2 BB: 1 P: 30	R: 1 E: 0 K: 1 S: 17	H: 1 LOB: 1 BB: 1 P: 29	1B: 4 2B: 2 3B: 0 HR: 1	SF: 0 SAC: 0 DP: 0 HBP: 0	WP: 1 PB: 1 SB: 3 CS: 0	PA: 39
PITCHER	IP	WLS	BF	H	R	ER	SO	BB	IBB	HBP	BLK	WP	HR	S	P	ERA	WHIP			
Ramon Ortiz, R ERA: 3.0	(1, 1)	6.0	L	27	3	4	4	6	6	0	0	0	0	8	12	6.00	1.500			
Al Levine, R ERA: 3.64	(7, 1)	0.0	L	3	3	2	2	0	0	0	0	0	0	8	12	∞	∞			
Mike Magnante, L ERA: 3.94	(7, 1)	2.0	9	1	1	1	3	1	1	0	0	0	0	26	47	4.50	1.000			

Anaheim Angels @ Cleveland Indians
Jacobs Field, Cleveland, OH
Mon Aug 30 1999, 7:05 PM EDT
Att: 43,295 - Unknown - 66 F

AB 31
R 7
H 7
RBI 6
BB 8
SO 9
LOB 19



Batter	1	2	3	4	5	6	7	8	9	AB	R	H	RBI	BB	SO	LOB	TOP					
16 Garret Anderson, L OBP: 0.329, SLG: 0.472										5	2	3	2	0	1	2						
Jeff Huson, L OBP: 0.314, SLG: 0.320										5	0	1	0	0	0	4						
Mo Vaughn, L OBP: 0.344, SLG: 0.456										4	1	1	0	1	0	2						
Tim Salmon, R OBP: 0.380, SLG: 0.510										5	1	3	3	0	0	2						
Troy Glaus, R OBP: 0.324, SLG: 0.451										4	0	0	0	1	1	2						
Darin Erstad, L OBP: 0.302, SLG: 0.356										3	0	0	0	1	0	4						
Todd Greene, R OBP: 0.271, SLG: 0.434										4	0	1	0	0	1	1						
Bengie Molina, R OBP: 0.271, SLG: 0.353										3	0	1	0	0	0	1						
Matt Walbeck, S OBP: 0.304, SLG: 0.313										1	1	1	0	0	0	0						
Andy Sheets, R OBP: 0.240, SLG: 0.285										3	0	0	0	0	2	3						
Orlando Palmeiro, L OBP: 0.366, SLG: 0.337										1	0	0	0	0	0	1						
Inning Stats	R: 0 E: 0 K: 1 S: 13	H: 2 LOB: 3 BB: 1 P: 24	R: 0 E: 1 K: 1 S: 12	H: 2 LOB: 2 BB: 0 P: 13	R: 0 E: 0 K: 0 S: 8	H: 1 LOB: 1 BB: 0 P: 15	R: 0 E: 0 K: 0 S: 8	H: 0 LOB: 0 BB: 0 P: 13	R: 1 E: 0 K: 0 S: 9	H: 2 LOB: 1 BB: 0 P: 14	R: 0 E: 1 K: 1 S: 9	H: 0 LOB: 1 BB: 0 P: 12	R: 0 E: 0 K: 0 S: 5	H: 1 LOB: 0 BB: 0 P: 6	R: 0 E: 0 K: 2 S: 10	H: 0 LOB: 1 BB: 1 P: 16	R: 4 E: 0 K: 0 S: 17	H: 3 LOB: 0 BB: 1 P: 26	1B: 8 2B: 0 3B: 1 HR: 2	SF: 0 SAC: 0 DP: 1 HBP: 0	WP: 0 PB: 0 SB: 1 CS: 0	PA: 41
PITCHER	IP WLS BF H R ER SO BB IBB HBP BLK WP HR S P ERA WHIP																					
Charles Nagy, R ERA: 4.59	(1, 1) 7.0 W 30 8 1 1 3 1 0 0 0 0 0 0 64 97 1.29 1.286																					
Steve Reed, R ERA: 3.99	(8, 1) 1.2 8 2 2 2 2 1 0 0 0 0 0 1 21 29 10.80 1.800																					
Jim Poole, L ERA: 4.75	(9, 1) 0.0 1 0 0 0 0 1 0 0 0 0 0 0 2 6 ∞ ∞																					
Michael Jackson, R ERA: 4.03	(9, 1) 0.1 S 2 1 2 2 0 0 0 0 0 0 0 1 4 7 54.00 3.000																					

Anaheim Angels @ Cleveland Indians
 Jacobs Field, Cleveland, OH
 Thu Sep 02 1999, 7:05 PM EDT
 Att: 43,369 - Unknown - 73 F

AB	38
R	5
H	11
RBI	5
BB	3
SO	5
LOB	22



Batter	1	2	3	4	5	6	7	8	9	AB	R	H	RBI	BB	SO	LOB	BOTTOM					
Dave Roberts, L OBP: 0.296, SLG: 0.330										4	1	1	0	0	1	1						
Omar Vizquel, S OBP: 0.396, SLG: 0.431										3	0	0	1	0	1	1						
Roberto Alomar, S OBP: 0.430, SLG: 0.557										4	1	1	1	0	0	2						
Manny Ramirez, R OBP: 0.425, SLG: 0.640										4	1	1	1	0	1	0						
Jim Thome, L OBP: 0.428, SLG: 0.549										3	1	1	0	1	0	0						
Richie Sexson, R OBP: 0.319, SLG: 0.529										4	1	2	3	0	1	1						
David Justice, L OBP: 0.416, SLG: 0.497										2	0	2	0	2	0	0						
Carlos Baerga, S OBP: 0.313, SLG: 0.328										4	0	0	0	0	0	6						
Travis Fryman, R OBP: 0.321, SLG: 0.432										0	0	0	0	0	0	0						
Einar Diaz, R OBP: 0.316, SLG: 0.354										4	1	2	0	0	0	1						
Inning Stats	R: 0 E: 0 K: 1 S: 8	H: 0 LOB: 0 BB: 0 P: 14	R: 0 E: 0 K: 0 S: 7	H: 2 LOB: 2 BB: 0 P: 10	R: 0 E: 0 K: 0 S: 11	H: 0 LOB: 0 BB: 0 P: 17	R: 1 E: 0 K: 0 S: 17	H: 3 LOB: 2 BB: 0 P: 27	R: 5 E: 0 K: 0 S: 16	H: 4 LOB: 1 BB: 2 P: 31	R: 0 E: 0 K: 1 S: 11	H: 1 LOB: 1 BB: 0 P: 14	R: 0 E: 0 K: 2 S: 8	H: 0 LOB: 0 BB: 0 P: 12	R: 0 E: 0 K: 0 S: 8	H: 0 LOB: 1 BB: 1 P: 14	R: 0 E: 0 K: 0 S: 8	H: 0 LOB: 0 BB: 1 P: 14	1B: 6 2B: 2 3B: 0 HR: 2	SF: 1 SAC: 0 DP: 1 HBP: 0	WP: 1 PB: 0 SB: 1 CS: 0	PA: 36
PITCHER	IP WLS BF H R ER SO BB IBB HBP BLK WP HR S P ERA WHIP																					
Steve Sparks, R ERA: 5.3	(1, 1) 4.2 L 25 9 6 6 1 2 0 0 0 0 0 0 21 30 0.00 0.429																					
Lou Pote, R ERA: 2.93	(5, 1) 2.1 8 1 0 0 3 0 0 0 0 0 0 0 21 30 0.00 0.429																					
Ken Hill, R ERA: 4.76	(8, 1) 1.0 3 0 0 0 0 1 0 0 0 0 0 0 8 14 0.00 1.000																					

Anaheim Angels @ Cleveland Indians
 Jacobs Field, Cleveland, OH
 Thu Sep 02 1999, 7:05 PM EDT
 Att: 43,369 - Unknown - 73 F

AB	32
R	6
H	10
RBI	6
BB	3
SO	4
LOB	12



Batter	1	2	3	4	5	6	7	8	9	AB	R	H	RBI	BB	SO	LOB	TOP										
Chuck Knoblauch, R OBP: 0.396, SLG: 0.459 (1, 4)	P6		P3	F8	2B		K		F9	6	1	2	2	0	1	1	New York Yankees @ Anaheim Angels Edison International Field, Anaheim, CA Sun Sep 05 1999, 8:05 PM EDT Att: 35,481 - Unknown - 69 F livebaseballscorecards.com										
2 Derek Jeter, R OBP: 0.431, SLG: 0.568 (1, 6)	1B		HR	F8	2B			G4-3	1B	5	1	4	2	0	0	1											
Paul O'Neill, L OBP: 0.360, SLG: 0.454 (1, 9)	F7		BB	BB	1B			G4-3		5	1	2	0	0	0	3											
Bernie Williams, S OBP: 0.431, SLG: 0.535 (1, 8)	G4-3		P6	BB				G4-3		4	0	0	0	1	0	3											
Tino Martinez, L OBP: 0.347, SLG: 0.460 (1, 3)		2B	BB	G4-3				F9		3	2	1	0	2	0	2											
Darryl Strawberry, L OBP: 0.714, SLG: 1.000 (1, 10)	2B		BB		BB			BB		3	2	2	2	2	0	2											
20 Jorge Posada, S OBP: 0.340, SLG: 0.412 (1, 2)	K		1B		HR			G3		4	1	1	2	1	1	1											
Ricky Ledee, L OBP: 0.364, SLG: 0.500 (1, 7)	K		IBB					K		4	0	0	0	1	3	3											
Scott Brosius, R OBP: 0.310, SLG: 0.422 (1, 5)	F9		L8		G5-3			F9	1B	5	0	1	0	0	0	6											
Inning Stats	R: 0 E: 0 K: 0 S: 13	H: 1 LOB: 1 BB: 0 P: 22	R: 1 E: 0 K: 2 S: 10	H: 2 LOB: 1 BB: 0 P: 16	R: 3 E: 0 K: 0 S: 11	H: 3 LOB: 3 BB: 3 P: 29	R: 0 E: 0 K: 0 S: 11	H: 2 LOB: 2 BB: 1 P: 19	R: 3 E: 0 K: 0 S: 10	H: 2 LOB: 1 BB: 2 P: 23	R: 1 E: 0 K: 0 S: 7	H: 1 LOB: 0 BB: 0 P: 11	R: 0 E: 0 K: 2 S: 9	H: 0 LOB: 0 BB: 0 P: 14	R: 0 E: 0 K: 0 S: 12	H: 1 LOB: 2 BB: 1 P: 23	R: 0 E: 0 K: 1 S: 10	H: 1 LOB: 1 BB: 0 P: 17	1B: 6 2B: 5 3B: 0 HR: 2	SF: 0 SAC: 0 DP: 0 HBP: 0	WP: 0 PB: 0 SB: 0 CS: 0	PA: 46					
PITCHER	IP	WLS	BF	H	R	ER	SO	BB	IBB	HBP	BLK	WP	HR	S	P	ERA	WHIP										
Mike Fyhrie, R ERA: 5.5 (1, 1)	3.0	L	18	6	4	4	2	2	1	0	0	0	1	34	67	12.00	2.667										
Steve Sparks, R ERA: 5.42 (4, 1)	1.2		10	3	3	3	0	3	0	0	0	0	0	17	36	16.20	3.600										
Al Levine, R ERA: 3.47 (5, 1)	2.1		9	2	1	1	2	0	0	0	0	0	1	20	31	3.86	0.857										
Ken Hill, R ERA: 4.69 (8, 1)	2.0		9	2	0	0	1	1	0	0	0	0	0	22	40	0.00	1.500										

Batter	1	2	3	4	5	6	7	8	9	AB	R	H	RBI	BB	SO	LOB	BOTTOM										
Darin Erstad, L OBP: 0.301, SLG: 0.349 (1, 7)	G5-3			P2		FC5-2		G6-3		5	0	1	0	0	0	4	New York Yankees @ Anaheim Angels Edison International Field, Anaheim, CA Sun Sep 05 1999, 8:05 PM EDT Att: 35,481 - Unknown - 69 F livebaseballscorecards.com										
Jim Edmonds, L OBP: 0.333, SLG: 0.422 (1, 8)	G1-3				K	G3		K		4	0	0	0	1	2	2											
Todd Greene, R OBP: 0.276, SLG: 0.441 (1, 10)	1B				G5-3			F8		5	1	1	0	0	1	2											
Mo Vaughn, L OBP: 0.344, SLG: 0.458 (1, 3)	1B							L3		3	1	0	0	2	0	2											
Troy Glaus, R OBP: 0.325, SLG: 0.450 (1, 5)	1B				K			P6		4	0	1	1	0	2	1											
16 Garrett Anderson, L OBP: 0.332, SLG: 0.473 (1, 9)	1B				G3			1B		4	1	2	1	0	0	0											
Bengie Molina, R OBP: 0.258, SLG: 0.324 (1, 2)	1B							2B		1	0	0	0	2	0	0											
Matt Walbeck, S OBP: 0.308, SLG: 0.319 (8, PH) (9, 2)	BB				G4-3			2B		1	0	1	0	0	0	0											
Trent Durrington, R OBP: 0.258, SLG: 0.227 (1, 4)	L9				P4			F7		2	0	0	0	0	0	3											
Tim Salmon, R OBP: 0.384, SLG: 0.506 (8, PH) (7, 4)										0	0	0	0	1	0	0											
Jeff Huson, L OBP: 0.316, SLG: 0.322 (7, 4)										1	0	0	0	0	0	2											
Gary Disarcina, R OBP: 0.258, SLG: 0.250 (1, 6)										3	0	0	1	0	1	2											
Matt Luke, L OBP: 0.474, SLG: 0.765 (8, PH) (9, 6)										1	0	0	0	0	1	2											
Andy Sheets, R OBP: 0.240, SLG: 0.285 (9, 6)										0	0	0	0	0	0	0											
Inning Stats	R: 2 E: 0 K: 0 S: 20	H: 3 LOB: 3 BB: 2 P: 33	R: 0 E: 0 K: 1 S: 15	H: 1 LOB: 1 BB: 1 P: 24	R: 0 E: 0 K: 1 S: 5	H: 0 LOB: 0 BB: 0 P: 5	R: 0 E: 0 K: 0 S: 7	H: 0 LOB: 0 BB: 0 P: 9	R: 0 E: 0 K: 2 S: 8	H: 0 LOB: 1 BB: 1 P: 16	R: 1 E: 1 K: 0 S: 12	H: 0 LOB: 2 BB: 2 P: 22	R: 0 E: 0 K: 1 S: 7	H: 0 LOB: 0 BB: 0 P: 9	R: 0 E: 0 K: 1 S: 10	H: 2 LOB: 2 BB: 0 P: 12	R: 0 E: 0 K: 1 S: 6	H: 0 LOB: 0 BB: 0 P: 9	1B: 5 2B: 1 3B: 0 HR: 0	SF: 0 SAC: 0 DP: 0 HBP: 0	WP: 0 PB: 0 SB: 1 CS: 0	PA: 40					
PITCHER	IP	WLS	BF	H	R	ER	SO	BB	IBB	HBP	BLK	WP	HR	S	P	ERA	WHIP										
Ed Yamall, L ERA: 1.8 (1, 1)	6.0	W	29	4	3	2	4	6	0	0	0	0	0	67	109	3.00	1.667										
Ramiro Mendoza, R ERA: 4.43 (7, 1)	1.1		6	2	0	0	1	0	0	0	0	0	0	12	14	0.00	1.500										
Mike Stanton, L ERA: 3.98 (8, 1)	1.2		5	0	0	0	2	0	0	0	0	0	0	11	16	0.00	0.000										

AB 39
R 8
H 13
RBI 8
BB 7
SO 5
LOB 22



AB 34
R 3
H 6
RBI 3
BB 6
SO 7
LOB 20



Batter	1	2	3	4	5	6	7	8	9	AB	R	H	RBI	BB	SO	LOB	TOP											
Chuck Knoblauch, R OBP: 0.395, SLG: 0.457	F9		P5			G6-3		2 WP 2 1B BB		3	1	0	0	1	0	1												
2 Derek Jeter, R OBP: 0.430, SLG: 0.565	K		FC6-4			F9		1-H 1B		4	0	1	1	0	1	1												
Paul O'Neill, L OBP: 0.361, SLG: 0.455	FC4-6 1B				G1-6-3 1B			F8		4	0	2	0	0	1	1												
Chili Davis, S OBP: 0.370, SLG: 0.450	FC4-6 1-2		F9				HR		K	4	1	1	1	0	1	2												
Jim Leyritz, R OBP: 0.332, SLG: 0.432		P4			G1-6-3 1-2		F9		F7	3	0	0	0	0	0	1												
Tino Martinez, L OBP: 0.347, SLG: 0.459										1	0	0	0	0	0	0												
Scott Brosius, R OBP: 0.308, SLG: 0.419		F7				G6-3				3	0	0	0	0	0	0												
Ricky Ledee, L OBP: 0.367, SLG: 0.500							L5		DI BB	0	0	0	0	1	0	0												
Shane Spencer, R OBP: 0.290, SLG: 0.376		L4								3	1	1	1	0	0	0												
Darryl Strawberry, L OBP: 0.667, SLG: 0.889							G5-3		K 1-2	1	0	0	0	0	1	1												
Chad Curtis, R OBP: 0.376, SLG: 0.364			F8			F7		P4		3	0	0	0	0	0	0												
Joe Girardi, R OBP: 0.269, SLG: 0.337							K		F8	2	0	0	0	1	1	0												
Inning Stats	R: 0 E: 0 K: 1 S: 9	H: 1 LOB: 1 BB: 0 P: 13	R: 0 E: 0 K: 0 S: 6	H: 0 LOB: 0 BB: 0 P: 13	R: 0 E: 0 K: 0 S: 10	H: 0 LOB: 1 BB: 1 P: 19	R: 0 E: 0 K: 0 S: 4	H: 1 LOB: 0 BB: 0 P: 5	R: 1 E: 0 K: 1 S: 8	H: 1 LOB: 0 BB: 0 P: 13	R: 0 E: 0 K: 1 S: 8	H: 0 LOB: 0 BB: 0 P: 12	R: 1 E: 0 K: 0 S: 7	H: 1 LOB: 0 BB: 0 P: 11	R: 1 E: 0 K: 0 S: 11	H: 1 LOB: 1 BB: 1 P: 22	R: 0 E: 0 K: 2 S: 11	H: 0 LOB: 1 BB: 1 P: 21	1B: 3 2B: 0 3B: 0 HR: 2	SF: 0 SAC: 0 DP: 1 HBP: 0	WP: 1 PB: 0 SB: 0 CS: 0	PA: 34						
PITCHER	IP	WLS	BF	H	R	ER	SO	BB	IBB	HBP	BLK	WP	HR	S	P	ERA	WHIP											
Jarrod Washburn, L ERA: 7.62	(1, 1)	7.2	W	29	5	3	3	3	2	0	0	0	1	2	61	104	3.52	0.913										
Mike Magnante, L ERA: 3.52	(8, 1)	0.1	H	1	0	0	0	0	0	0	0	0	0	2	4	0.00	0.000											
Troy Percival, R ERA: 3.65	(9, 1)	1.0	S	4	0	0	0	2	1	0	0	0	0	0	11	21	0.00	1.000										
Batter	1	2	3	4	5	6	7	8	9	AB	R	H	RBI	BB	SO	LOB	BOTTOM											
Darin Erstad, L OBP: 0.301, SLG: 0.348	G3	L8								4	1	1	0	0	1	1												
Jim Edmonds, L OBP: 0.346, SLG: 0.455	BB HR BB		CS 1B				HR			3	2	2	2	1	0	0												
Tim Salmon, R OBP: 0.382, SLG: 0.500	SAFE HR BB		K			G5-3				3	1	0	0	1	2	1												
Mo Vaughn, L OBP: 0.344, SLG: 0.455	P2		K					F8		3	0	0	0	0	1	3												
Troy Glaus, R OBP: 0.326, SLG: 0.456	1-H 2-H HR		CS		SH1-4 16 1B BB		K			3	1	1	3	1	2	1												
16 Garret Anderson, L OBP: 0.332, SLG: 0.472	G1-3				SH1-4 1B		G3			4	0	1	0	0	1	1												
Jeff Huson, L OBP: 0.318, SLG: 0.320		CS BB			SH1-4		L5			1	0	0	0	1	0	0												
Matt Walbeck, S OBP: 0.305, SLG: 0.315		F8			P4		K			3	0	0	0	0	1	3												
Gary Disarcina, R OBP: 0.259, SLG: 0.251		SAFE 1B			G5-3		P3			3	0	1	0	0	0	2												
Inning Stats	R: 3 E: 0 K: 0 S: 11	H: 1 LOB: 0 BB: 2 P: 24	R: 0 E: 0 K: 0 S: 11	H: 1 LOB: 1 BB: 1 P: 19	R: 0 E: 0 K: 2 S: 17	H: 1 LOB: 0 BB: 0 P: 26	R: 0 E: 0 K: 0 S: 9	H: 1 LOB: 2 BB: 1 P: 14	R: 2 E: 0 K: 1 S: 14	H: 2 LOB: 1 BB: 0 P: 24	R: 0 E: 0 K: 1 S: 7	H: 0 LOB: 0 BB: 0 P: 11	R: 0 E: 0 K: 2 S: 11	H: 0 LOB: 0 BB: 0 P: 17	R: 0 E: 0 K: 2 S: 8	H: 0 LOB: 0 BB: 0 P: 12	R: 0 E: 0 K: 2 S: 8	H: 0 LOB: 0 BB: 0 P: 12	1B: 4 2B: 0 3B: 0 HR: 2	SF: 0 SAC: 1 DP: 0 HBP: 1	WP: 0 PB: 0 SB: 0 CS: 2	PA: 34						
PITCHER	IP	WLS	BF	H	R	ER	SO	BB	IBB	HBP	BLK	WP	HR	S	P	ERA	WHIP											
Roger Clemens, R ERA: 4.69	(1, 1)	4.2	L	23	6	5	3	4	0	1	0	0	0	2	59	103	9.64	2.143										
Allen Watson, L ERA: 3.29	(5, 1)	3.1		10	0	0	0	5	0	0	0	0	0	29	44	0.00	0.000											

New York Yankees @ Anaheim Angels
Edison International Field, Anaheim, CA
Mon Sep 06 1999, 8:05 PM EDT
Att: 31,749 - Unknown - 72 F

AB 31
R 3
H 5
RBI 3
BB 3
SO 5
LOB 7



New York Yankees @ Anaheim Angels
Edison International Field, Anaheim, CA
Mon Sep 06 1999, 8:05 PM EDT
Att: 31,749 - Unknown - 72 F

AB 27
R 5
H 6
RBI 5
BB 4
SO 8
LOB 12



Batter	1	2	3	4	5	6	7	8	9	AB	R	H	RBI	BB	SO	LOB	TOP			
Darin Erstad, L (1, 10) OBP: 0.303, SLG: 0.350	G4-3		P4	L8		FC4-6			K	5	0	0	0	0	1	4				
Jim Edmonds, L (1, 8) OBP: 0.345, SLG: 0.452	F8		HR			FC5-4			K	4	1	1	1	1	2	2				
Tim Salmon, R (1, 9) OBP: 0.386, SLG: 0.505	WP		G5-3			FC5-4			F9	5	1	2	0	0	0	2				
Mo Vaughn, L (1, 3) OBP: 0.349, SLG: 0.468										4	1	4	3	0	0	0				
Troy Glaus, R (1, 5) OBP: 0.322, SLG: 0.456	P3									4	0	1	0	0	1	5				
16 Garret Anderson, L (1, 7) OBP: 0.332, SLG: 0.470			P5							4	0	1	0	0	0	5				
Jeff Huson, L (1, 4) OBP: 0.313, SLG: 0.321										4	0	0	0	0	0	1				
Bengie Molina, R (1, 2) OBP: 0.293, SLG: 0.326										4	0	2	0	0	0	1				
Gary Disarcina, R (1, 6) OBP: 0.268, SLG: 0.257										4	1	2	0	0	1	1				
Inning Stats	R: 1 E: 0 K: 0 S: 10	H: 2 LOB: 1 BB: 0 P: 16	R: 0 E: 0 K: 0 S: 4	H: 1 LOB: 0 BB: 0 P: 6	R: 3 E: 0 K: 0 S: 14	H: 4 LOB: 1 BB: 0 P: 21	R: 0 E: 0 K: 1 S: 9	H: 1 LOB: 1 BB: 0 P: 12	R: 0 E: 0 K: 1 S: 11	H: 2 LOB: 2 BB: 0 P: 18	R: 0 E: 0 K: 0 S: 9	H: 2 LOB: 1 BB: 0 P: 11	R: 0 E: 0 K: 0 S: 6	H: 0 LOB: 0 BB: 0 P: 7	R: 0 E: 0 K: 2 S: 8	H: 0 LOB: 0 BB: 0 P: 10	1B: 9 2B: 3 3B: 0 HR: 1	SF: 0 SAC: 0 DP: 2 HBP: 0	WP: 1 PB: 0 SB: 0 CS: 0	PA: 39
PITCHER	IP	WLS	BF	H	R	ER	SO	BB	IBB	HBP	BLK	WP	HR	S	P	ERA	WHIP			
Brad Radke, R (1, 1) ERA: 3.82	8.0	L	36	13	4	4	3	1	0	0	0	1	1	74	110	4.50	1.750			
Eddie Guardado, L (9, 1) ERA: 4.89	1.0		3	0	0	0	2	0	0	0	0	0	0	8	10	0.00	0.000			

Anaheim Angels @ Minnesota Twins
Hubert H. Humphrey Metrodome, Minneapolis, MN

AB 38
R 4
H 13
RBI 4
BB 1
SO 5
LOB 21



Fri Sep 10 1999, 8:05 PM EDT
Att: 11,200 - Dome - 72 F

Batter	1	2	3	4	5	6	7	8	9	AB	R	H	RBI	BB	SO	LOB	BOTTOM					
Denny Hocking, S (1, 6) OBP: 0.319, SLG: 0.395	F8		SF9			K2-3				3	0	1	2	0	1	0						
Brent Gates, S (1, 5) OBP: 0.325, SLG: 0.326	G4-3		K2-3			G4-3				4	0	0	0	0	1	3						
Marty Cordova, R (1, 9) OBP: 0.368, SLG: 0.469	G6-3					G6-3				2	0	0	0	2	0	0						
Terry Steinbach, R (1, 2) OBP: 0.363, SLG: 0.390										4	0	0	0	0	1	2						
Ron Coomer, R (1, 3) OBP: 0.301, SLG: 0.432										4	0	0	0	0	2	2						
Chad Allen, R (1, 7) OBP: 0.327, SLG: 0.385										3	0	0	0	0	1	1						
Matt Lawton, L (9, PH) OBP: 0.347, SLG: 0.352										1	0	0	0	0	0	1						
Todd Walker, L (1, 10) OBP: 0.344, SLG: 0.414										2	2	1	0	1	0	0						
Tori Hunter, R (1, 8) OBP: 0.317, SLG: 0.382										3	0	1	0	0	1	1						
56 Cleatus Davidson, S (1, 4) OBP: 0.167, SLG: 0.167										2	0	1	0	0	1	0						
Doug Mientkiewicz, L (8, PH) OBP: 0.332, SLG: 0.346										1	0	0	0	0	0	2						
Inning Stats	R: 0 E: 0 K: 0 S: 7	H: 0 LOB: 0 BB: 0 P: 14	R: 0 E: 0 K: 2 S: 8	H: 0 LOB: 0 BB: 0 P: 15	R: 1 E: 0 K: 2 S: 10	H: 2 LOB: 1 BB: 0 P: 18	R: 0 E: 0 K: 0 S: 7	H: 0 LOB: 0 BB: 0 P: 10	R: 0 E: 0 K: 2 S: 10	H: 0 LOB: 0 BB: 0 P: 16	R: 0 E: 0 K: 1 S: 9	H: 0 LOB: 1 BB: 1 P: 12	R: 0 E: 0 K: 1 S: 13	H: 0 LOB: 1 BB: 1 P: 22	R: 1 E: 0 K: 0 S: 12	H: 2 LOB: 1 BB: 1 P: 19	R: 0 E: 0 K: 1 S: 10	H: 0 LOB: 1 BB: 1 P: 18	1B: 4 2B: 0 3B: 0 HR: 0	SF: 1 SAC: 0 DP: 1 HBP: 0	WP: 1 PB: 0 SB: 0 CS: 0	PA: 33
PITCHER	IP	WLS	BF	H	R	ER	SO	BB	IBB	HBP	BLK	WP	HR	S	P	ERA	WHIP					
Chuck Finley, L (1, 1) ERA: 4.65	7.1		27	3	2	2	7	2	0	0	0	0	0	71	120	2.46	0.682					
Mark Petkovsek, R (8, 1) ERA: 3.53	0.2	H	2	1	0	0	0	0	0	0	0	0	0	5	6	0.00	1.500					
Troy Percival, R (9, 1) ERA: 3.51	1.0	S	4	0	0	0	1	1	0	0	0	0	0	10	18	0.00	1.000					

Anaheim Angels @ Minnesota Twins
Hubert H. Humphrey Metrodome, Minneapolis, MN

AB 29
R 2
H 4
RBI 2
BB 3
SO 8
LOB 12



Fri Sep 10 1999, 8:05 PM EDT
Att: 11,200 - Dome - 72 F

Batter	1	2	3	4	5	6	7	8	9	AB	R	H	RBI	BB	SO	LOB	TOP			
Jeff DaVanon, S (1.9)										3	0	0	0	1	3	0				
Orlando Palmeiro, L (1.8)										2	0	0	0	1	2	0				
Todd Greene, R (1.7)										3	0	0	0	0	1	1				
Troy Glas, R (1.5)										3	0	0	0	0	0	1				
Steve Decker, R (1.10)										3	0	0	0	0	1	0				
Matt Luke, L (1.3)										3	0	0	0	0	3	0				
Bret Hemphill, S (1.2)										3	0	0	0	0	0	0				
Trent Durrington, R (1.4)										3	0	0	0	0	1	0				
Andy Sheets, R (1.6)										3	0	0	0	0	2	0				
Inning Stats	R: 0 E: 0 K: 1 S: 9	H: 0 LOB: 1 BB: 1 P: 15	R: 0 E: 0 K: 2 S: 9	H: 0 LOB: 0 BB: 1 P: 13	R: 0 E: 0 K: 2 S: 7	H: 0 LOB: 0 BB: 1 P: 15	R: 0 E: 0 K: 1 S: 10	H: 0 LOB: 0 BB: 0 P: 15	R: 0 E: 0 K: 2 S: 13	H: 0 LOB: 0 BB: 0 P: 19	R: 0 E: 0 K: 2 S: 9	H: 0 LOB: 0 BB: 0 P: 12	R: 0 E: 0 K: 1 S: 7	H: 0 LOB: 0 BB: 0 P: 10	R: 0 E: 0 K: 1 S: 7	H: 0 LOB: 0 BB: 0 P: 14	1B: 0 2B: 0 3B: 0 HR: 0	SF: 0 SAC: 0 DP: 0 HBP: 0	WP: 0 PB: 0 CS: 1	PA: 29
PITCHER Eric Milton, L (1.1) ERA: 4.64	IP: 9.0 WLS: W BF: 28 H: 0 R: 0 ER: 0 SO: 13 BB: 2 IBB: 0 HBP: 0 BLK: 0 WP: 0 HR: 0 S: 78 P: 122 ERA: 0.00 WHIP: 0.222															PITCHER				

Anaheim Angels @ Minnesota Twins
 Hubert H. Humphrey Metrodome, Minneapolis, MN
 Sat Sep 11 1999, 12:00 PM EDT
 Att: 11,222 - Dome - 72 F

AB 26
 R 0
 H 0
 RBI 0
 BB 2
 SO 13
 LOB 2



Batter	1	2	3	4	5	6	7	8	9	AB	R	H	RBI	BB	SO	LOB	BOTTOM			
Jacque Jones, L (1.8)										4	1	1	0	0	2	2				
Denny Hocking, S (1.6)										4	1	2	3	0	1	1				
Matt Lawton, L (1.9)										3	1	1	0	0	0	0				
Terry Steinbach, R (1.2)										4	1	2	1	0	0	1				
Todd Walker, L (1.10)										3	0	0	0	1	1	1				
Corey Koskie, L (1.5)										4	1	2	1	0	0	0				
Tori Hunter, R (1.7)										4	1	1	0	0	1	2				
Doug Mientkiewicz, L (1.3)										3	1	1	0	1	0	2				
56 Cleatus Davidson, S (1.4)										3	0	0	1	0	0	3				
Inning Stats	R: 1 E: 0 K: 1 S: 11	H: 2 LOB: 1 BB: 0 P: 18	R: 3 E: 0 K: 1 S: 12	H: 3 LOB: 0 BB: 1 P: 23	R: 0 E: 0 K: 1 S: 10	H: 0 LOB: 0 BB: 0 P: 17	R: 0 E: 0 K: 0 S: 8	H: 0 LOB: 0 BB: 0 P: 13	R: 2 E: 0 K: 0 S: 9	H: 2 LOB: 0 BB: 0 P: 17	R: 0 E: 0 K: 0 S: 4	H: 0 LOB: 0 BB: 0 P: 5	R: 0 E: 0 K: 1 S: 7	H: 1 LOB: 1 BB: 0 P: 10	R: 1 E: 0 K: 1 S: 16	H: 2 LOB: 2 BB: 1 P: 28	1B: 4 2B: 3 3B: 2 HR: 1	SF: 0 SAC: 0 DP: 1 HBP: 1	WP: 1 PB: 0 SB: 1 CS: 1	PA: 36
PITCHER Ramon Ortiz, R (1.1) ERA: 5.83 Al Levine, R (5.1) ERA: 3.39 Mike Holtz, L (7.1) ERA: 9.64 Steve Mintz, R (8.1) ERA: 9.0	IP: 4.1 WLS: L BF: 21 H: 7 R: 6 ER: 6 SO: 3 BB: 1 IBB: 0 HBP: 0 BLK: 0 WP: 0 HR: 1 S: 48 P: 84 ERA: 12.46 WHIP: 1.846															PITCHER				

Anaheim Angels @ Minnesota Twins
 Hubert H. Humphrey Metrodome, Minneapolis, MN
 Sat Sep 11 1999, 12:00 PM EDT
 Att: 11,222 - Dome - 72 F

AB 32
 R 7
 H 10
 RBI 6
 BB 2
 SO 5
 LOB 12



Batter	1	2	3	4	5	6	7	8	9	AB	R	H	RBI	BB	SO	LOB	TOP
Darin Erstad, L (1, 3) OBP: 0.392, SLG: 0.349	1-1 G3-1	0-2 1B			1-1 P6		0-2 F7		0-0 G3-1	5	0	1	0	0	0	1	
Jim Edmonds, L (1, 8) OBP: 0.333, SLG: 0.435	1-0 E6 WP BB SF8	1-3 K			2-1 G4-3		1-3 K		2-2 G4-3	5	1	0	0	0	2	3	
Tim Salmon, R (1, 9) OBP: 0.390, SLG: 0.505	4-0 SF8 WP 1-2 HR BB			2-1 1B	2-2 G5-3			4-1 1B 2B BB		2	2	1	0	2	0	0	
Mo Vaughn, L (1, 10) OBP: 0.348, SLG: 0.474	3-2 SF8 1-3 2H			3-2 1B	1-0 HR			1-3 K		3	1	1	2	0	1	2	
Troy Glaus, R (1, 5) OBP: 0.321, SLG: 0.460	3-2 HR			3-2 G6-3	2-2 P4			1-0 2B 1B		4	2	2	2	0	0	0	
16 Garrett Anderson, L (1, 7) OBP: 0.332, SLG: 0.468	1-2 P6			2-0 1B	0-1 F8			0-3 K		4	0	1	0	0	1	2	
Jeff Hueson, L (1, 4) OBP: 0.360, SLG: 0.316			1-1 G4-3		0-0 G4-3			2-2 2B		3	0	0	0	0	0	1	
Todd Greene, R (8, PH) OBP: 0.275, SLG: 0.442				0-1 L1-3				1-H 2H 2B		1	0	1	2	0	0	0	
Trent Durrington, R (8, PR) OBP: 0.260, SLG: 0.235				1-2 1B						0	0	0	0	0	0	0	
Bengie Molina, R (1, 2) OBP: 0.313, SLG: 0.337		0-2 1B		4-1 1B			2-2 SH3 1B	0-0 L1		3	0	2	0	1	0	1	
Gary Disarcina, R (1, 6) OBP: 0.264, SLG: 0.254		1-0 P6		1-2 P3			0-0 SH3	0-2 G6-3		3	0	0	0	0	0	2	
Inning Stats	R: 3 H: 1 E: 1 K: 0 S: 15	H: 1 R: 0 ER: 0 SO: 12	H: 2 R: 0 ER: 0 SO: 15	H: 1 R: 0 ER: 0 SO: 8	H: 1 R: 0 ER: 0 SO: 15	H: 0 R: 0 ER: 0 SO: 7	H: 1 R: 1 ER: 0 SO: 8	H: 1 R: 0 ER: 0 SO: 15	H: 2 R: 2 ER: 0 SO: 20	H: 0 R: 0 ER: 0 SO: 9	1B: 6 2B: 3 3B: 0 HR: 2	SF: 1 SAC: 1 DP: 2 HBP: 0	WP: 1 PB: 0 SB: 0 CS: 0	PA: 38			
PITCHER	IP WLS BF H R ER SO BB IBB HBP BLK WP HR S P ERA WHIP																
Joe Mays, R (1, 1) ERA: 4.24	6.1 L 27 7 4 1 1 2 0 0 0 0 1 2 63 104 1.42 1.421																
Travis Miller, L (7, 1) ERA: 3.0	1.2 8 2 2 2 3 1 0 0 0 0 0 0 19 28 10.80 1.800																
Mike Trombley, R (9, 1) ERA: 4.05	1.0 3 0 0 0 0 0 0 0 0 0 0 0 7 9 0.00 0.000																

Anaheim Angels @ Minnesota Twins
Hubert H. Humphrey Metrodome, Minneapolis, MN

AB 33
R 6
H 9
RBI 6
BB 3
SO 4
LOB 12



Sun Sep 12 1999, 2:05 PM EDT
Att: 11,301 - Dome - 72 F

Batter	1	2	3	4	5	6	7	8	9	AB	R	H	RBI	BB	SO	LOB	BOTTOM
Denny Hocking, S (1, 6) OBP: 0.322, SLG: 0.406	0-2 G3 1B		3-2 G6-3			2-2 G6-3			1-0 HR 1B	4	1	2	0	0	0	0	
Brent Gates, S (1, 5) OBP: 0.321, SLG: 0.321	0-3 K			1-3 K			2-1 F9		2-3 K	4	0	0	0	0	3	2	
Marty Cordova, R (1, 9) OBP: 0.367, SLG: 0.475	1-1 G3 1-3			0-0 P4			1-0 F9		3-1 HR	4	1	1	2	0	0	1	
Terry Steinbach, R (1, 2) OBP: 0.360, SLG: 0.396	0-3 K			0-1 G4-3			3-2 F8		1-3 K	4	0	0	0	0	2	1	
Ron Coomer, R (1, 3) OBP: 0.299, SLG: 0.428		0-0 P6			2-0 G5-3			1-2 G6-3	0-1 G5-3	4	0	0	0	0	0	0	
Chad Allen, R (1, 7) OBP: 0.327, SLG: 0.385		3-2 F9			1-0 F7			1-1 G3-1 3B 1B		3	1	1	0	0	0	0	
Matt Lawton, L (1, 10) OBP: 0.346, SLG: 0.349		0-0 G4-3			3-3 K			3-2 G3-1	1-2 G3-1	3	0	0	0	0	1	1	
Tori Hunter, R (1, 8) OBP: 0.316, SLG: 0.385					0-0 F9			0-1 K	2H 3B	3	0	1	1	0	1	0	
56 Cleatus Davidson, S (1, 4) OBP: 0.136, SLG: 0.136					0-3 K			1-1 L6		1	0	0	0	0	1	0	
Corey Koskie, L (6, 5) OBP: 0.365, SLG: 0.474										2	0	0	0	0	1	1	
Inning Stats	R: 0 H: 1 E: 0 K: 2 S: 12	H: 0 R: 0 ER: 0 SO: 6	H: 0 R: 0 ER: 0 SO: 9	H: 0 R: 0 ER: 0 SO: 11	H: 0 R: 0 ER: 0 SO: 7	H: 0 R: 0 ER: 0 SO: 12	H: 0 R: 0 ER: 0 SO: 9	H: 0 R: 0 ER: 0 SO: 15	H: 2 R: 1 ER: 0 SO: 13	H: 2 R: 2 ER: 0 SO: 19	1B: 3 2B: 0 3B: 1 HR: 1	SF: 0 SAC: 0 DP: 0 HBP: 0	WP: 0 PB: 0 SB: 1 CS: 0	PA: 32			
PITCHER	IP WLS BF H R ER SO BB IBB HBP BLK WP HR S P ERA WHIP																
Jarrod Washburn, L (1, 1) ERA: 9.19	8.0 W 27 3 1 1 7 0 0 0 0 0 0 0 69 101 1.12 0.375																
Shigetoshi Hasegawa, R (9, 1) ERA: 4.59	0.1 3 2 2 2 1 0 0 0 0 0 0 1 6 12 54.00 6.000																
Mark Petkovsek, R (9, 1) ERA: 3.5	0.2 2 0 0 0 1 0 0 0 0 0 0 0 6 7 0.00 0.000																

Anaheim Angels @ Minnesota Twins
Hubert H. Humphrey Metrodome, Minneapolis, MN

AB 32
R 3
H 5
RBI 3
BB 0
SO 9
LOB 6



Sun Sep 12 1999, 2:05 PM EDT
Att: 11,301 - Dome - 72 F

Batter	1	2	3	4	5	6	7	8	9	AB	R	H	RBI	BB	SO	LOB	TOP										
Darin Erstad, L OBP: 0.302, SLG: 0.347 (1, 7)	0-2 BB 2B 1B	0-1 L6		0-0 P8		1-1 SAFE G6-4-3			2-1 G4-3	5	1	1	0	0	0	1	Anaheim Angels @ Minnesota Twins Hubert H. Humphrey Metrodome, Minneapolis, MN Mon Sep 13 1999, 8:05 PM EDT Att: 8,716 - Dome - 72 F										
Jim Edmonds, L OBP: 0.336, SLG: 0.440 (1, 8)	4-2 2B E 1-2 BB	1-2 HR 2B		1-1 F8			0-3 K			3	2	1	0	1	1	0											
Tim Salmon, R OBP: 0.386, SLG: 0.498 (1, 10)	3-3 K	0-1 G5-3		2-2 G5-3			1-1 P4			4	0	0	0	0	1	3											
Mo Vaughn, L OBP: 0.351, SLG: 0.486 (1, 3)	0-0 E7 1B 16 2B 1-H 2-H	2-1 HR			0-0 16 1B				0-0 G4-3	4	2	3	3	0	0	0											
Troy Glaus, R OBP: 0.322, SLG: 0.460 (1, 5)	3-2 16 2B 2-3 1B	2-1		2-1 F8				2-2 F9		4	1	2	0	0	0	1											
16 Garrett Anderson, L OBP: 0.333, SLG: 0.470 (1, 9)	1-0 G4-3 1-H 3-H 2B	0-1 F9		1-2 G6-4-3 1B				1-0 G4-3		4	0	2	2	0	0	1											
Jeff Huson, L OBP: 0.307, SLG: 0.311 (1, 4)	4-0 G4-3 BB		0-1 G6-3		3-2 G6-4-3 1B 1-2			1-2 G5-3		3	0	0	0	1	0	2											
Bengie Molina, R OBP: 0.300, SLG: 0.323 (1, 2)	1-1 G4-3 1-2 2-3		1-0 G6-3		2-1 G4-3			3-3 K		4	0	0	0	0	1	2											
Gary Disarcina, R OBP: 0.264, SLG: 0.253 (1, 6)	2-2 G5-3		0-0 F8		3-1 G6-4-3 1B			0-0 G5-3		4	0	1	0	0	0	2											
Inning Stats	R: 4 E: 1 K: 1 S: 22	H: 4 LOB: 2 BB: 2 P: 40	R: 2 E: 0 K: 0 S: 14	H: 3 LOB: 1 BB: 0 P: 19	R: 0 E: 0 K: 0 S: 4	H: 0 LOB: 0 BB: 0 P: 5	R: 0 E: 0 K: 0 S: 6	H: 0 LOB: 1 BB: 0 P: 9	R: 0 E: 0 K: 0 S: 11	H: 2 LOB: 1 BB: 0 P: 17	R: 0 E: 0 K: 0 S: 6	H: 1 LOB: 0 BB: 0 P: 12	R: 0 E: 0 K: 1 S: 6	H: 0 LOB: 0 BB: 0 P: 7	R: 0 E: 0 K: 0 S: 7	H: 0 LOB: 0 BB: 0 P: 11	R: 0 E: 0 K: 1 S: 7	H: 0 LOB: 0 BB: 0 P: 12	1B: 6 2B: 3 3B: 0 HR: 1	SF: 0 SAC: 0 DP: 2 HBP: 0	WP: 0 PB: 0 CS: 0	PA: 37					
PITCHER	IP	WLS	BF	H	R	ER	SO	BB	IBB	HBP	BLK	WP	HR	S	P	ERA	WHIP										
LaTroy Hawkins, R ERA: 6.76 (1, 1)	5.1	L	27	10	6	6	1	2	0	0	0	0	1	61	99	10.12	2.250										
Eddie Guardado, L ERA: 4.79 (6, 1)	1.0		2	0	0	0	1	0	0	0	0	0	0	5	6	0.00	0.000										
Bob Wells, R ERA: 3.49 (7, 1)	2.2		8	0	0	0	1	0	0	0	0	0	0	17	27	0.00	0.000										

Batter	1	2	3	4	5	6	7	8	9	AB	R	H	RBI	BB	SO	LOB	BOTTOM										
Jacque Jones, L OBP: 0.323, SLG: 0.450 (1, 8)	1-0 P4		4-2 BB	1-2 2B		0-2 SAFE F7		2-2 FC6-4		2	0	1	1	1	0	0	Anaheim Angels @ Minnesota Twins Hubert H. Humphrey Metrodome, Minneapolis, MN Mon Sep 13 1999, 8:05 PM EDT Att: 8,716 - Dome - 72 F										
Marty Cordova, R OBP: 0.366, SLG: 0.472 (6, PH) (7, 9) (9, 7)				3-H 2B				1-2 2-3 3-H BB		2	0	0	1	0	0	3											
Denny Hocking, S OBP: 0.324, SLG: 0.404 (1, 4) (8, 7) (9, 6)	0-0 2B 1B		4-2 BB	2-2 G3		1-0 SAFE CS		3-3 SAFE K		4	1	1	0	1	1	3											
Todd Walker, L OBP: 0.346, SLG: 0.416 (1, 10)	2-2 1-H 2B		1-1 F7		1-1 G6-3 1B 2B			2-2 F8		4	1	2	1	1	0	2											
Corey Koskie, L OBP: 0.386, SLG: 0.476 (1, 5) (9, 9)	0-0 2B		3-2 F7		0-0 G6-3			4-1 SAFE SH1-4 BB		3	0	1	0	1	0	3											
Chad Allen, R OBP: 0.325, SLG: 0.382 (1, 7) (7, PH)	1-0 G4-3		1-1 G5-3		1-0 L6			1-3 SAFE K		3	0	0	0	0	0	4											
Brent Gates, S OBP: 0.319, SLG: 0.320 (8, 4)					1-2 L6			1-2 K		1	0	0	0	0	1	1											
Doug Mientkiewicz, L OBP: 0.333, SLG: 0.348 (1, 3) (9, PH) (9, PH)		2-0 G4-3		2-2 F7		1-2 FC6-4 1B		1-0 SAFE G4-3		4	0	1	1	0	0	0											
Tori Hunter, R OBP: 0.316, SLG: 0.388 (1, 9) (7, 8)		1-3 K		2-2 FC6-4		1-0 SAFE FC6-4		4-2 BB 1B BB		3	1	1	0	0	1	1											
Matt Lawton, L OBP: 0.347, SLG: 0.348 (8, PH) (9, 8)				2B 2B		1-2 SAFE 1B		BB FC6-4 BB		1	1	0	0	1	0	2											
Javier Valentin, S OBP: 0.341, SLG: 0.429 (1, 2)		4-2 FC6 BB		0-0 G4-3 2B 2B		0-0 SAFE G6-3		3-1 SAFE FC6-4 BB		3	1	2	1	1	0	0											
Cristian Guzman, S OBP: 0.275, SLG: 0.292 (8, PH) (8, PH)		1-2 FC6		2-1 G4-3		3-2 SAFE 1B		4-0 SAFE FC6-4 BB		3	0	1	0	0	0	2											
Ron Coomer, R OBP: 0.299, SLG: 0.428 (8, PR) (9, 5)				2-3 1B		1-2 SAFE 1B		1-2 SAFE BB		0	0	0	0	0	0	0											
Inning Stats	R: 1 E: 0 K: 0 S: 7	H: 3 LOB: 1 BB: 0 P: 11	R: 0 E: 0 K: 1 S: 12	H: 0 LOB: 1 BB: 1 P: 20	R: 0 E: 0 K: 0 S: 14	H: 0 LOB: 2 BB: 2 P: 27	R: 2 E: 0 K: 0 S: 19	H: 3 LOB: 1 BB: 0 P: 28	R: 1 E: 0 K: 0 S: 8	H: 2 LOB: 1 BB: 0 P: 12	R: 0 E: 0 K: 0 S: 7	H: 1 LOB: 0 BB: 0 P: 11	R: 0 E: 0 K: 1 S: 15	H: 0 LOB: 1 BB: 1 P: 27	R: 1 E: 0 K: 0 S: 14	H: 1 LOB: 2 BB: 2 P: 30	R: 0 E: 0 K: 1 S: 8	H: 0 LOB: 2 BB: 2 P: 18	1B: 4 2B: 6 3B: 0 HR: 0	SF: 0 SAC: 1 DP: 0 HBP: 0	WP: 0 PB: 0 CS: 1	PA: 44					
PITCHER	IP	WLS	BF	H	R	ER	SO	BB	IBB	HBP	BLK	WP	HR	S	P	ERA	WHIP										
Brian Cooper, R ERA: 4.09 (1, 1)	4.0		21	7	4	4	1	3	0	0	0	0	0	26	42	0.00	1.125										
Mike Magnante, L ERA: 3.66 (5, 1)	2.2	W	10	2	0	0	1	1	0	0	0	0	0	2	5	0.00	0.000										
Lou Pote, R ERA: 2.55 (7, 1)	0.1	H	1	0	0	0	0	0	0	0	0	0	0	6	18	27.00	9.000										
Ken Hill, R ERA: 4.75 (8, 1)	0.1	H	4	1	1	1	0	2	0	0	0	0	0	6	12	0.00	0.000										
Mark Pekovsek, R ERA: 3.47 (8, 1)	0.2	H	2	0	0	0	0	0	0	0	0	0	0	8	12	0.00	0.000										
PITCHER	IP	WLS	BF	H	R	ER	SO	BB	IBB	HBP	BLK	WP	HR	S	P	ERA	WHIP										
Juan Alvarez, L ERA: 3.0 (9, 1)	0.2		3	0	0	0	0	1	0	0	0	0	0	2	7	0.00	3.000										
Shigetoshi Hasegawa, R ERA: 4.57 (9, 1)	0.1	S	2	0	0	0	0	0	0	0	0	0	0	2	7	0.00	3.000										



Batter	1	2	3	4	5	6	7	8	9	AB	R	H	RBI	BB	SO	LOB	TOP					
Darin Erstad, L OBP: 0.301, SLG: 0.346	K2-3		F7		F8		K		HR	5	1	1	0	0	2	3	Anaheim Angels @ Kansas City Royals Kauffman Stadium, Kansas City, MO Tue Sep 14 1999, 4:05 PM CDT Overcast - 65 F					
Jim Edmonds, L OBP: 0.353, SLG: 0.471	1B		HR			G4-3	BB		HR	4	2	3	1	1	0	0						
Tim Salmon, R OBP: 0.383, SLG: 0.503	F9		K			G4-3	E6		HR	5	1	1	3	0	1	2						
Mo Vaughn, L OBP: 0.350, SLG: 0.482	F7			K		WP	K		G6-3	5	0	1	0	0	2	3						
Troy Glaus, R OBP: 0.321, SLG: 0.456		K		K				G5-3	F7	4	0	0	0	1	2	0						
16 Garret Anderson, L OBP: 0.332, SLG: 0.468	G4-3			G3-1		G4-3		K	CS	5	1	1	0	0	1	2						
Jeff Hueson, L OBP: 0.275, SLG: 0.442										2	0	2	0	1	0	0						
Todd Greene, R OBP: 0.275, SLG: 0.442										0	0	0	0	0	0	0						
Matt Luke, L OBP: 0.435, SLG: 0.810										1	1	1	2	0	0	0						
Trent Durrington, R OBP: 0.260, SLG: 0.235										0	0	0	0	0	0	0						
Bengie Molina, R OBP: 0.291, SLG: 0.313										3	1	0	0	0	0	3						
Matt Walbeck, S OBP: 0.336, SLG: 0.317										1	0	0	0	0	1	0						
Gary Disarcina, R OBP: 0.268, SLG: 0.258										4	1	2	0	0	1	0						
Inning Stats	R: 0 E: 0 K: 1 S: 10	H: 1 LOB: 1 BB: 0 P: 16	R: 0 E: 0 K: 1 S: 8	H: 1 LOB: 1 BB: 0 P: 14	R: 1 E: 0 K: 2 S: 10	H: 1 LOB: 0 BB: 0 P: 16	R: 0 E: 0 K: 2 S: 9	H: 0 LOB: 0 BB: 0 P: 12	R: 0 E: 0 K: 0 S: 7	H: 1 LOB: 1 BB: 1 P: 13	R: 0 E: 0 K: 0 S: 13	H: 1 LOB: 2 BB: 1 P: 24	R: 2 E: 1 K: 2 S: 14	H: 2 LOB: 2 BB: 1 P: 26	R: 2 E: 0 K: 2 S: 10	H: 1 LOB: 0 BB: 0 P: 15	R: 3 E: 0 K: 0 S: 18	H: 4 LOB: 0 BB: 0 P: 24	1B: 9 2B: 0 3B: 0 HR: 3	SF: 0 SAC: 0 DP: 0 HBP: 0	WP: 2 PB: 0 SB: 1 CS: 1	PA: 43
PITCHER	IP WLS BF H R ER SO BB IBB HBP BLK WP HR S P ERA WHIP																					
Mac Suzuki, R ERA: 7.36	(1, 1) 6.1 27 7 3 1 6 2 0 0 0 0 1 1 60 101 1.42 1.421																					
Tim Byrdak, L ERA: 8.31	(7, 1) 1.0 6 0 1 1 3 1 0 0 0 0 1 0 15 26 9.00 1.000																					
Scott Service, R ERA: 5.7	(8, 1) 0.2 H 3 1 1 1 0 0 0 0 0 0 0 1 6 9 13.50 1.500																					
Alvin Morman, L ERA: 4.5	(9, 1) 0.0 L 2 2 2 2 0 0 0 0 0 0 0 0 8 9 ∞ ∞																					
Jeff Montgomery, R ERA: 6.52	(9, 1) 1.0 B 4 2 1 1 0 0 0 0 0 0 0 1 10 15 9.00 2.000																					

Batter	1	2	3	4	5	6	7	8	9	AB	R	H	RBI	BB	SO	LOB	BOTTOM					
Johnny Damon, L OBP: 0.379, SLG: 0.477	F7	G3						K2-3		4	0	2	1	0	0	1	Anaheim Angels @ Kansas City Royals Kauffman Stadium, Kansas City, MO Tue Sep 14 1999, 4:05 PM CDT Overcast - 65 F					
Scott Pose, L OBP: 0.386, SLG: 0.330			1B			FC6	1B			1	0	0	0	0	1	0						
Rey Sanchez, R OBP: 0.326, SLG: 0.366	1B	G6-3				F9		G2-3		5	1	2	0	0	0	2						
Carlos Beltrán, S OBP: 0.332, SLG: 0.446	HR			G4-6-3		FC6			E4	5	1	2	2	0	0	2						
Jermaine Dye, R OBP: 0.349, SLG: 0.530	HR						G5-3		F7	4	2	2	3	1	0	1						
29 Mike Sweeney, R OBP: 0.377, SLG: 0.514	1B	P6		G6-3			G3	1B	FC4-6	5	0	2	0	0	0	3						
Joe Randa, R OBP: 0.371, SLG: 0.492	1B				G6-3			G3	L5	5	0	3	0	0	0	1						
Jeremy Giambi, L OBP: 0.378, SLG: 0.383	1B									3	1	0	0	1	1	4						
Joe Vitiello, R OBP: 0.200, SLG: 0.174	K									0	0	0	0	0	0	0						
Sal Fasano, R OBP: 0.361, SLG: 0.581	F8									3	0	0	0	1	1	4						
Ray Holbert, R OBP: 0.333, SLG: 0.333									G6-3	4	1	2	0	0	0	3						
Inning Stats	R: 3 E: 0 K: 1 S: 22	H: 5 LOB: 2 BB: 0 P: 34	R: 1 E: 0 K: 0 S: 13	H: 2 LOB: 2 BB: 1 P: 24	R: 1 E: 0 K: 0 S: 12	H: 2 LOB: 2 BB: 2 P: 25	R: 1 E: 0 K: 0 S: 10	H: 2 LOB: 0 BB: 0 P: 15	R: 0 E: 0 K: 0 S: 5	H: 0 LOB: 0 BB: 0 P: 9	R: 0 E: 0 K: 0 S: 10	H: 2 LOB: 1 BB: 0 P: 16	R: 0 E: 0 K: 1 S: 10	H: 2 LOB: 2 BB: 0 P: 18	R: 0 E: 0 K: 1 S: 8	H: 0 LOB: 0 BB: 0 P: 10		R: 0 E: 1 K: 0 S: 8	H: 0 LOB: 1 BB: 0 P: 10	1B: 10 2B: 3 3B: 0 HR: 2	SF: 0 SAC: 0 DP: 1 HBP: 0	WP: 0 PB: 0 SB: 0 CS: 1
PITCHER	IP WLS BF H R ER SO BB IBB HBP BLK WP HR S P ERA WHIP																					
Tim Belcher, R ERA: 6.73	(1, 1) 2.0 14 5 1 1 0 1 0 0 0 0 0 1 41 70 22.50 5.000																					
Al Levine, R ERA: 3.33	(3, 1) 4.0 14 5 1 1 0 1 0 0 0 0 0 1 31 53 2.25 1.500																					
Lou Pote, R ERA: 2.25	(7, 1) 2.0 W 8 2 0 0 2 0 0 0 0 0 0 0 18 28 0.00 1.000																					
Shigetoshi Hasegawa, R ERA: 4.5	(9, 1) 1.0 S 4 0 0 0 0 0 0 0 0 0 0 0 8 10 0.00 0.000																					

Batter	1	2	3	4	5	6	7	8	9	AB	R	H	RBI	BB	SO	LOB	TOP					
Darin Erstad, L (1, 7) OBP: 0.303, SLG: 0.347										4	1	2	1	1	0	0	Anaheim Angels @ Kansas City Royals Kauffman Stadium, Kansas City, MO Tue Sep 14 1999, 7:05 PM CDT Att: 11,290 - Unknown - 67 F					
16 Garrett Anderson, L (1, 8) OBP: 0.332, SLG: 0.467										5	0	2	1	0	0	4						
Tim Salmon, R (1, 9) OBP: 0.377, SLG: 0.495										5	0	0	1	0	0	6						
Mo Vaughn, L (1, 3) OBP: 0.349, SLG: 0.487										4	1	1	1	0	1	0						
Troy Glaus, R (1, 5) OBP: 0.321, SLG: 0.461										4	1	1	1	0	1	0						
Todd Greene, R (1, 10) Jeff Davanon, S (9, PR)										4	0	2	0	0	0	0						
Bret Hemphill, S (1, 2) Jim Edmonds, L (9, PH) Matt Walbeck, S (9, 2)										2	1	0	0	1	0	1						
Trent Durrington, R (1, 4) OBP: 0.262, SLG: 0.238										3	0	1	1	0	1	1						
Andy Sheets, R (1, 6) OBP: 0.237, SLG: 0.278										3	0	0	0	1	1	1						
Inning Stats	R: 1 E: 1 K: 0 S: 7	H: 0 LOB: 0 BB: 1 P: 13	R: 1 E: 0 K: 0 S: 9	H: 1 LOB: 0 BB: 0 P: 13	R: 0 E: 0 K: 0 S: 7	H: 1 LOB: 1 BB: 0 P: 11	R: 0 E: 0 K: 2 S: 8	H: 0 LOB: 0 BB: 0 P: 11	R: 1 E: 0 K: 1 S: 13	H: 2 LOB: 2 BB: 1 P: 23	R: 0 E: 0 K: 0 S: 6	H: 2 LOB: 1 BB: 0 P: 8	R: 0 E: 0 K: 0 S: 3	H: 0 LOB: 0 BB: 0 P: 4	R: 0 E: 0 K: 0 S: 7	H: 0 LOB: 0 BB: 0 P: 13		R: 2 E: 0 K: 0 S: 17	H: 3 LOB: 3 BB: 2 P: 34	1B: 7 2B: 0 3B: 0 HR: 2	SF: 0 SAC: 1 DP: 1 HBP: 0	WP: 0 PB: 0 SB: 0 CS: 0
PITCHER	IP WLS BF H R ER SO BB IBB HBP BLK WP HR S P ERA WHIP																					
49 Chris Fussell, R (1, 1) ERA: 6.59	6.0	26	6	4	3	4	2	0	0	0	0	0	0	0	15	24	4.50	1.333				
Dan Murray, R (7, 1) ERA: 9.0	2.0	7	1	1	1	0	0	0	0	0	0	0	0	0	11	24	27.00	12.000				
Tim Byrdak, L (9, 1) ERA: 8.59	0.1	L	5	2	1	1	0	2	0	0	0	0	0	0	1	3	0.00	0.000				
Jose Santiago, R (9, 1) ERA: 3.76	0.2	1	0	0	0	0	0	0	0	0	0	0	0	0	1	3	0.00	0.000				

Batter	1	2	3	4	5	6	7	8	9	AB	R	H	RBI	BB	SO	LOB	BOTTOM					
Ray Holbert, R (1, 6) OBP: 0.341, SLG: 0.333										3	0	1	0	1	0	0	Anaheim Angels @ Kansas City Royals Kauffman Stadium, Kansas City, MO Tue Sep 14 1999, 7:05 PM CDT Att: 11,290 - Unknown - 67 F					
Jeremy Giambi, L (9, PH) Felix Martinez, S (9, PR)										0	0	0	0	1	0	0						
Dee Brown, L (1, 7) OBP: 0.105, SLG: 0.056										5	0	0	0	0	2	4						
Carlos Beltrán, S (1, 8) OBP: 0.332, SLG: 0.444										3	0	0	1	1	1	1						
Jermaine Dye, R (1, 9) OBP: 0.351, SLG: 0.530										2	2	1	0	2	0	1						
Mark Quinn, R (1, 10) OBP: 0.750, SLG: 2.500										4	2	3	4	0	0	2						
Joe Randa, R (1, 5) OBP: 0.368, SLG: 0.489										4	0	0	0	0	0	1						
Joe Vitiello, R (1, 3) OBP: 0.172, SLG: 0.148										4	0	0	0	0	0	2						
Tim Spehr, R (1, 2) OBP: 0.318, SLG: 0.392										2	0	0	0	0	0	1						
Scott Pose, L (7, PH) Chad Kreuter, S (8, 2)										1	0	0	0	0	0	0						
Jed Hansen, R (1, 4) 29 Mike Sweeney, R (9, PH)										3	1	0	0	0	0	0						
Inning Stats	R: 0 E: 0 K: 0 S: 11	H: 0 LOB: 2 BB: 2 P: 24	R: 0 E: 1 K: 0 S: 6	H: 0 LOB: 0 BB: 0 P: 13	R: 1 E: 1 K: 0 S: 10	H: 1 LOB: 1 BB: 0 P: 14	R: 0 E: 0 K: 0 S: 11	H: 1 LOB: 1 BB: 0 P: 18	R: 0 E: 0 K: 1 S: 9	H: 0 LOB: 0 BB: 0 P: 15	R: 2 E: 0 K: 1 S: 13	H: 2 LOB: 0 BB: 0 P: 23	R: 0 E: 0 K: 0 S: 12	H: 0 LOB: 1 BB: 1 P: 22	R: 2 E: 0 K: 0 S: 6	H: 1 LOB: 0 BB: 1 P: 13	R: 0 E: 0 K: 1 S: 13	H: 0 LOB: 1 BB: 1 P: 21	1B: 2 2B: 1 3B: 0 HR: 2	SF: 0 SAC: 0 DP: 1 HBP: 0	WP: 0 PB: 0 SB: 1 CS: 0	PA: 38
PITCHER	IP WLS BF H R ER SO BB IBB HBP BLK WP HR S P ERA WHIP																					
Mike Fyhrie, R (1, 1) ERA: 5.15	6.0	25	4	3	2	2	2	0	0	0	0	0	0	12	22	0.00	1.000					
Mark Pelkovsek, R (7, 1) ERA: 3.42	1.0	H	4	0	0	0	0	1	0	0	0	0	0	1	6	13	18.00	2.000				
Shigetoshi Hasegawa, R (8, 1) ERA: 4.7	1.0	W	5	1	2	2	0	1	0	0	0	0	0	0	13	21	0.00	1.000				
Troy Percival, R (9, 1) ERA: 3.44	1.0	S	4	0	0	0	1	0	0	0	0	0	0	0	13	21	0.00	1.000				

AB	34
R	6
H	9
RBI	6
BB	4
SO	4
LOB	13



Batter	1	2	3	4	5	6	7	8	9	AB	R	H	RBI	BB	SO	LOB	TOP																	
Darin Erstad, L (1, 7) OBP: 0.304, SLG: 0.352	P5		1B BB		K		P6		HR	4	1	1	1	1	1	2	Anaheim Angels @ Kansas City Royals Kauffman Stadium, Kansas City, MO Wed Sep 15 1999, 7:05 PM CDT Att: 10,781 - Unknown - 65 F																	
Jim Edmonds, L (1, 8) OBP: 0.346, SLG: 0.455	K		L7		G1-3		F8		G1-3	5	0	0	0	0	1	3																		
Tim Salmon, R (1, 9) OBP: 0.379, SLG: 0.493			G4-6-3		G5-3				F9	3	0	1	0	1	0	1																		
Mo Vaughn, L (1, 3) OBP: 0.346, SLG: 0.483	F7		G4-6-3				K		K	4	0	0	0	0	2	3																		
Troy Glaus, R (1, 5) OBP: 0.320, SLG: 0.458			F7		P3		F8		16 1B BB	3	0	0	0	1	0	0																		
16 Garret Anderson, L (1, 10) OBP: 0.335, SLG: 0.470			F8						BB	3	0	2	0	1	0	0																		
Jeff Huson, L (1, 4) OBP: 0.316, SLG: 0.317			1B		L5		BB		1B	4	0	1	0	0	1	4																		
Bengie Molina, R (1, 2) OBP: 0.299, SLG: 0.313			1B						G6-3	3	0	1	0	1	1	1																		
Gary Disarcina, R (1, 6) OBP: 0.268, SLG: 0.258			F9				FC3-6		F8	4	0	1	0	0	0	3																		
Inning Stats	R: 0 E: 0 K: 1 S: 12	H: 0 LOB: 1 BB: 1 P: 17	R: 0 E: 0 K: 0 S: 11	H: 2 LOB: 2 BB: 0 P: 18	R: 0 E: 0 K: 0 S: 9	H: 1 LOB: 1 BB: 1 P: 16	R: 0 E: 0 K: 1 S: 13	H: 1 LOB: 1 BB: 0 P: 18	R: 0 E: 0 K: 2 S: 10	H: 0 LOB: 1 BB: 1 P: 20	R: 0 E: 0 K: 0 S: 6	H: 0 LOB: 1 BB: 1 P: 14	R: 0 E: 0 K: 1 S: 11	H: 1 LOB: 2 BB: 1 P: 22	R: 1 E: 0 K: 0 S: 10	H: 1 LOB: 0 BB: 0 P: 16		1B: 5 2B: 1 3B: 0 HR: 1	SF: 0 SAC: 0 DP: 1 HBP: 0	WP: 0 PB: 0 SB: 0 CS: 0	PA: 38													
PITCHER	IP WLS BF H R ER SO BB IBB HBP BLK WP HR S P ERA WHIP																																	
Blake Stein, R (1, 1) ERA: 2.98	8.0	34	6	0	0	6	5	0	0	0	0	0	0	0	81	135	0.00	1.375																
Lance Carter, R (9, 1) ERA: 9.0	1.0	L 4	1	1	1	0	0	0	0	0	0	0	0	1	10	16	9.00	1.000																

Batter	1	2	3	4	5	6	7	8	9	AB	R	H	RBI	BB	SO	LOB	BOTTOM																	
Ray Holbert, R (1, 4) OBP: 0.326, SLG: 0.318	L8		K			F9		G6-4-3		4	0	0	0	0	1	1	Anaheim Angels @ Kansas City Royals Kauffman Stadium, Kansas City, MO Wed Sep 15 1999, 7:05 PM CDT Att: 10,781 - Unknown - 65 F																	
Joe Randa, R (1, 5) OBP: 0.397, SLG: 0.486	F9				F8 WP BB	K			F9	3	0	0	0	1	1	0																		
Carlos Beltrán, S (1, 8) OBP: 0.333, SLG: 0.443	G5-3				F7-2-4 BB	K			1B	3	0	1	0	1	1	0																		
Jermaine Dye, R (1, 9) OBP: 0.349, SLG: 0.526			F9		F8		L8		K	4	0	0	0	0	1	3																		
29 Mike Sweeney, R (1, 10) OBP: 0.378, SLG: 0.512			F8		BB		1B		L8	3	0	1	0	1	0	1																		
Mark Quinn, R (1, 7) OBP: 0.571, SLG: 1.571			1B		F7-2-4		K			3	0	1	0	0	1	4																		
Joe Vitiello, R (1, 3) OBP: 0.156, SLG: 0.133			K				G5-3			3	0	0	0	0	2	2																		
Sal Fasano, R (1, 2) OBP: 0.359, SLG: 0.545			K				P4		G6-4-3 HBP	2	0	0	0	0	1	0																		
Jed Hansen, R (8, PR) OBP: 0.295, SLG: 0.338										0	0	0	0	0	0	0																		
Chad Kreuter, S (9, 2) OBP: 0.311, SLG: 0.321										0	0	0	0	0	0	0																		
Rey Sanchez, R (1, 6) OBP: 0.324, SLG: 0.364			L9				F9		K	3	0	0	0	0	1	1																		
Inning Stats	R: 0 E: 0 K: 0 S: 6	H: 0 LOB: 0 BB: 0 P: 10	R: 0 E: 0 K: 1 S: 12	H: 1 LOB: 1 BB: 0 P: 19	R: 0 E: 0 K: 2 S: 9	H: 0 LOB: 0 BB: 0 P: 13	R: 0 E: 0 K: 0 S: 7	H: 0 LOB: 2 BB: 3 P: 20	R: 0 E: 0 K: 1 S: 6	H: 0 LOB: 0 BB: 0 P: 10	R: 0 E: 0 K: 2 S: 8	H: 0 LOB: 0 BB: 0 P: 13	R: 0 E: 0 K: 1 S: 6	H: 1 LOB: 1 BB: 0 P: 10	R: 0 E: 0 K: 1 S: 9	H: 0 LOB: 1 BB: 0 P: 14	R: 0 E: 0 K: 1 S: 10	H: 1 LOB: 1 BB: 0 P: 11	1B: 3 2B: 1 3B: 0 HR: 0	SF: 0 SAC: 0 DP: 2 HBP: 1	WP: 1 PB: 0 SB: 0 CS: 0	PA: 32												
PITCHER	IP WLS BF H R ER SO BB IBB HBP BLK WP HR S P ERA WHIP																																	
Chuck Finley, L (1, 1) ERA: 4.45	8.0	W 28	2	0	0	8	3	0	1	0	0	0	0	0	63	109	0.00	0.625																
Troy Percival, R (9, 1) ERA: 3.35	1.0	S 4	1	0	0	1	0	0	0	0	0	0	0	10	11	0.00	1.000																	

AB	33
R	1
H	7
RBI	1
BB	5
SO	6
LOB	17



AB	28
R	0
H	3
RBI	0
BB	3
SO	9
LOB	12



Batter	1	2	3	4	5	6	7	8	9	AB	R	H	RBI	BB	SO	LOB	TOP			
Jeff DaVanon, S (1,7) F S B B B X	2-3 K		2-2 G4-3		1-0 G5-3			0-0 G6-3		4	0	0	1	0	1	1	Anaheim Angels @ Kansas City Royals Kauffman Stadium, Kansas City, MO Thu Sep 16 1999, 1:05 PM CDT Att: 11,602 - Sunny - 67 F			
Jim Edmonds, L (1,8) X OBP: 0.345, SLG: 0.452	0-0 1B		3-H 1-0 G4-3			1-1 F7		4-1 BB		3	0	1	0	1	0	0				
Tim Salmon, R (1,9) B B S F 1 SAFE X	2-3 K			1-0 G4-3		1-0 L5		0-3 K		4	0	0	0	0	2	2				
Mo Vaughn, L (1,10) X OBP: 0.345, SLG: 0.481		0-0 E3		2-2 F8		0-2 1B		1-2 L9		4	0	1	0	0	0	1				
Troy Glaus, R (1,5) B B B X X	2-1 G6-3			0-0 1B		2-3 K			0-1 P4	4	0	1	0	0	1	2				
Matt Luke, L (1,3) B S C C X X	1-3 K			0-1 G6-3			1-0 G4-3 1B		0-0 G4-3	4	0	1	0	0	1	2				
Jeff Huson, L (1,4) X OBP: 0.310, SLG: 0.310	0-0 G3				0-2 P4		1-0 G4-3 1-2		1-2 G3-1	4	0	0	0	0	0	2				
Bengie Molina, R (1,2) OBP: 0.312, SLG: 0.337			1-0 SH1-3 G4-3		2-1 1B		0-0 G5-3			2	1	2	0	0	0	0				
Matt Walbeck, S (5, PR) OBP: 0.305, SLG: 0.315					0-1 1B					1	0	0	0	0	0	1				
Gary Disarcina, R (1,6) X OBP: 0.266, SLG: 0.256			0-0 SH1-3		0-1 F9		0-0 G6-3			2	0	0	0	0	0	2				
Inning Stats	R: 0 E: 0 K: 2 S: 7	H: 1 LOB: 0 BB: 0 P: 11	R: 0 E: 1 K: 1 S: 7	H: 0 LOB: 1 BB: 0 P: 10	R: 1 E: 0 K: 0 S: 6	H: 1 LOB: 0 BB: 0 P: 10	R: 0 E: 0 K: 0 S: 7	H: 1 LOB: 1 BB: 0 P: 10	R: 0 E: 0 K: 1 S: 9	H: 1 LOB: 1 BB: 0 P: 13	R: 0 E: 0 K: 0 S: 4	H: 1 LOB: 1 BB: 0 P: 6	R: 0 E: 0 K: 1 S: 8	H: 0 LOB: 1 BB: 1 P: 13	R: 0 E: 0 K: 0 S: 6	H: 0 LOB: 0 BB: 0 P: 7	1B: 5 2B: 1 3B: 0 HR: 0	SF: 0 SAC: 1 DP: 0 HBP: 0	WP: 0 PB: 0 SB: 0 CS: 1	PA: 34
PITCHER Jeff Suppan, R (1,1) ERA: 4.26	IP: 9.0 WLS: W BF: 34 H: 6 R: 1 ER: 1 SO: 5 BB: 1 IBB: 0 HBP: 0 BLK: 0 WP: 0 HR: 0 S: 66 P: 95 ERA: 1.00 WHIP: 0.778																			

Batter	1	2	3	4	5	6	7	8	9	AB	R	H	RBI	BB	SO	LOB	BOTTOM			
Scott Pose, L (1,10) C S O S X X	1-3 K	4-2 CS BB		1-2 G4-6-3		3-2 G4-3				3	0	0	0	1	1	2	Anaheim Angels @ Kansas City Royals Kauffman Stadium, Kansas City, MO Thu Sep 16 1999, 1:05 PM CDT Att: 11,602 - Sunny - 67 F			
Rey Sanchez, R (1,6) C S B B B B X	4-2 HR BB	1-1 CS	1-3 K		1-1 F9		0-0 G1-6-3 1B			3	1	1	0	1	1	0				
Carlos Beltrán, S (1,8) B F B S B X SAFE X	3-1 1-H HR		2-2 G1-3		0-0 F9		3-2 F8			4	1	1	2	0	0	1				
Jemaine Dye, R (1,9) B B B B X	4-0 2B 2B BB		0-3 K		0-0 1B 2B		0-1 G1-6-3			3	1	1	0	1	1	1				
29 Mike Sweeney, R (1,3) B X X	1-1 CS 2B			0-0 2B 1B 1B	4-0 1B BB			1-0 2B 1B		3	2	3	1	1	0	0				
Joe Randa, R (1,5) 2 SAFE X X	0-0 1B			1-0 1B PB 2B	3-2 1-2 2-H 1B			0-3 K		4	1	3	0	0	1	1				
Mark Quinn, R (1,7) B S B B X X	3-1 G5-3			1-0 PB 1B		2-2 L9		1-0 1-H 2B		4	0	2	2	0	0	1				
Tim Spehr, R (1,2) B B B B X SAFE X		1-3 K		2-3 3-H G4-6-3 BB	1-1 HR		4-0 G6-3 BB			2	1	1	1	2	1	0				
Ray Holbert, R (1,4) B B B X X		2-2 F9		3-H 1-0 F7		1-1 P2		0-0 G6-3		4	0	0	0	0	0	4				
Inning Stats	R: 3 E: 0 K: 1 S: 12	H: 3 LOB: 1 BB: 2 P: 28	R: 0 E: 0 K: 1 S: 10	H: 0 LOB: 0 BB: 1 P: 18	R: 0 E: 0 K: 2 S: 9	H: 0 LOB: 0 BB: 0 P: 12	R: 2 E: 0 K: 0 S: 8	H: 3 LOB: 1 BB: 1 P: 16	R: 0 E: 0 K: 0 S: 8	H: 2 LOB: 2 BB: 1 P: 16	R: 1 E: 0 K: 0 S: 12	H: 1 LOB: 0 BB: 0 P: 19	R: 0 E: 0 K: 0 S: 6	H: 1 LOB: 0 BB: 0 P: 9	R: 1 E: 0 K: 1 S: 6	H: 2 LOB: 1 BB: 1 P: 12		1B: 6 2B: 4 3B: 0 HR: 2	SF: 0 SAC: 0 DP: 3 HBP: 0	WP: 0 PB: 1 SB: 0 CS: 2
PITCHER Ramon Ortiz, R (1,1) ERA: 6.68	IP: 3.0 WLS: L BF: 17 H: 6 R: 5 ER: 5 SO: 4 BB: 4 IBB: 0 HBP: 0 BLK: 0 WP: 0 HR: 1 S: 34 P: 67 ERA: 15.00 WHIP: 3.333																			
Steve Mintz, R (4,1) ERA: 4.5	3.0 12 4 1 1 0 1 0 0 0 0 1 26 43 3.00 1.667																			
Lou Pote, R (7,1) ERA: 2.49	2.0 7 2 1 1 1 1 0 0 0 0 0 11 20 4.50 1.500																			

Batter	1	2	3	4	5	6	7	8	9	AB	R	H	RBI	BB	SO	LOB	TOP											
Brady Anderson, L (1, 10) OBP: 0.414, SLG: 0.482	G4-3		K		2B			G4-6-3		2	1	0	0	2	1	1	Baltimore Orioles @ Anaheim Angels Edison International Field, Anaheim, CA Fri Sep 17 1999, 10:05 PM EDT Att: 28,865 - Overcast - 66 F											
Mike Bordick, R (1, 6) OBP: 0.334, SLG: 0.397	G5-3		2B		2B			G4-6-3		5	0	2	3	0	1	4												
B.J. Surhoff, L (1, 7) OBP: 0.353, SLG: 0.510	G4-3		G5-3		P6			P5		5	0	0	0	0	0	3												
Albert Belle, R (1, 9) OBP: 0.403, SLG: 0.540		P4			G4-3			G5-3		5	1	2	1	0	0	1												
Cal Ripken Jr., R (1, 5) OBP: 0.370, SLG: 0.592					G4-3			G5-3		4	0	3	0	1	0	1												
Jeff Reboulet, R (9, PR) OBP: 0.318, SLG: 0.197					F9			1B		0	0	0	0	0	0	0												
Jeff Conine, R (1, 3) OBP: 0.342, SLG: 0.474					F9			G5-3		5	0	1	0	0	2	5												
Gene Kingsale, S (1, 8) OBP: 0.346, SLG: 0.340					F9			G5-3		4	0	0	0	0	1	3												
Jerry Hairston, R (1, 4) OBP: 0.333, SLG: 0.433					F9			G5-3		3	1	0	0	1	0	0												
Charles Johnson, R (1, 2) OBP: 0.343, SLG: 0.423					2B			2B		4	1	4	0	0	0	0												
Inning Stats	R: 0 E: 0 K: 0 S: 8	H: 0 LOB: 0 BB: 0 P: 12	R: 0 E: 0 K: 1 S: 9	H: 1 LOB: 1 BB: 0 P: 16	R: 0 E: 0 K: 1 S: 11	H: 2 LOB: 2 BB: 0 P: 17	R: 0 E: 0 K: 0 S: 5	H: 2 LOB: 1 BB: 0 P: 7	R: 3 E: 0 K: 0 S: 18	H: 2 LOB: 2 BB: 2 P: 35	R: 0 E: 0 K: 1 S: 15	H: 1 LOB: 2 BB: 1 P: 24	R: 1 E: 0 K: 2 S: 13	H: 2 LOB: 1 BB: 0 P: 19	R: 0 E: 0 K: 0 S: 9	H: 1 LOB: 1 BB: 1 P: 19	R: 0 E: 0 K: 0 S: 4	H: 1 LOB: 1 BB: 0 P: 7	1B: 6 2B: 4 3B: 1 HR: 1	SF: 0 SAC: 0 DP: 1 HBP: 1	WP: 0 PB: 0 SB: 1 CS: 0	PA: 42						
PITCHER	IP	WLS	BF	H	R	ER	SO	BB	IBB	HBP	BLK	WP	HR	S	P	ERA	WHIP											
Jarrod Washburn, L (1, 1) ERA: 6.0	5.2	L	28	8	3	3	2	3	0	1	0	0	0	1	26	103	5.40	1.800										
Shigetoshi Hasegawa, R (6, 1) ERA: 4.71	1.2		8	3	1	1	3	0	0	0	0	0	0	1	26	38	5.40	1.800										
Juan Alvarez, L (8, 1) ERA: 3.0	0.0		1	0	0	0	0	1	0	0	0	0	0	1	5	∞	∞	∞										
Mark Petkovsek, R (8, 1) ERA: 3.35	1.2		5	1	0	0	0	0	0	0	0	0	0	6	10	0.00	0.600											

AB	37
R	4
H	12
RBI	4
BB	4
SO	5
LOB	18



Batter	1	2	3	4	5	6	7	8	9	AB	R	H	RBI	BB	SO	LOB	BOTTOM										
Darin Erstad, L (1, 3) OBP: 0.305, SLG: 0.353	G1-6-3		G4-3		FC6			G4-3		5	1	2	0	0	0	1	Baltimore Orioles @ Anaheim Angels Edison International Field, Anaheim, CA Fri Sep 17 1999, 10:05 PM EDT Att: 28,865 - Overcast - 66 F										
Jim Edmonds, L (1, 8) OBP: 0.356, SLG: 0.453	G1-6-3				F7			1B		2	0	1	0	2	0	1											
Tim Salmon, R (1, 9) OBP: 0.376, SLG: 0.485	K				F7			1B		3	0	1	2	1	2	1											
Mo Vaughn, L (1, 10) OBP: 0.347, SLG: 0.480					F7			K		3	0	1	0	1	1	4											
Troy Glaus, R (1, 5) OBP: 0.318, SLG: 0.453					F7			K		4	0	0	0	0	2	5											
16 Garret Anderson, L (1, 7) OBP: 0.334, SLG: 0.468					G5-3			G4-3		4	0	1	0	0	0	5											
Matt Walbeck, S (1, 2) ERA: 4.76					G4-3			G1-6-3		3	0	0	0	0	0	1											
Matt Luke, L (6, PH) OBP: 0.393, SLG: 0.692					G4-3			G1-6-3		1	0	0	0	0	0	1											
Bret Hemphill, S (9, 2) OBP: 0.308, SLG: 0.250					G4-3			G1-6-3		0	0	0	0	0	0	0											
Trent Durrington, R (1, 4) OBP: 0.257, SLG: 0.233					G5-3			K		2	0	0	0	0	1	0											
Jeff Huxton, L (7, PH) OBP: 0.317, SLG: 0.310					G5-3			K		0	0	0	0	2	0	0											
Gary Disarcina, R (1, 6) OBP: 0.265, SLG: 0.252					G4-3			FC6		3	1	0	0	0	0	2											
Inning Stats	R: 0 E: 0 K: 1 S: 7	H: 1 LOB: 0 BB: 0 P: 7	R: 0 E: 0 K: 0 S: 7	H: 1 LOB: 1 BB: 0 P: 13	R: 0 E: 0 K: 0 S: 6	H: 0 LOB: 0 BB: 0 P: 8	R: 0 E: 0 K: 1 S: 10	H: 0 LOB: 2 BB: 2 P: 22	R: 0 E: 0 K: 2 S: 16	H: 1 LOB: 2 BB: 1 P: 28	R: 2 E: 0 K: 1 S: 16	H: 2 LOB: 2 BB: 2 P: 31	R: 0 E: 0 K: 0 S: 5	H: 1 LOB: 0 BB: 0 P: 8	R: 0 E: 0 K: 0 S: 5	H: 0 LOB: 0 BB: 1 P: 11	1B: 6 2B: 0 3B: 0 HR: 0	SF: 0 SAC: 0 DP: 3 HBP: 1	WP: 0 PB: 0 SB: 0 CS: 0	PA: 37							
PITCHER	IP	WLS	BF	H	R	ER	SO	BB	IBB	HBP	BLK	WP	HR	S	P	ERA	WHIP										
Scott Erickson, R (1, 1) ERA: 4.76	6.2	W	28	4	2	2	5	4	0	1	0	0	0	2	6	∞	∞										
B.J. Ryan, L (7, 1) ERA: 4.5	0.0		1	0	0	0	0	1	0	0	0	0	0	3	4	∞	∞										
Al Reyes, R (7, 1) ERA: 4.25	0.0		1	1	0	0	0	0	0	0	0	0	0	3	4	∞	∞										
Jesse Orosco, L (7, 1) ERA: 5.7	0.1	H	1	0	0	0	1	0	0	0	0	0	0	3	5	0.00	0.000										
Scott Kamieniecki, R (8, 1) ERA: 5.67	1.0	H	3	1	0	0	0	0	0	0	0	0	0	5	8	0.00	1.000										

AB	30
R	2
H	6
RBI	2
BB	6
SO	6
LOB	21



Batter	1	2	3	4	5	6	7	8	9	AB	R	H	RBI	BB	SO	LOB	TOP					
Brady Anderson, L (1, 8) OBP: 0.415, SLG: 0.484										4	1	2	1	0	0	3	Baltimore Orioles @ Anaheim Angels Edison International Field, Anaheim, CA Sat Sep 18 1999, 10:05 PM EDT Att: 36,531 - Overcast - 65 F					
Mike Bordick, R (1, 6) OBP: 0.336, SLG: 0.397										3	2	1	0	2	1	4						
B.J. Surhoff, L (1, 7) OBP: 0.353, SLG: 0.513										4	1	1	2	1	0	3						
Albert Belle, R (1, 9) OBP: 0.402, SLG: 0.536										4	0	0	2	0	0	2						
Cal Ripken Jr., R (1, 5) OBP: 0.364, SLG: 0.583										5	0	0	0	0	1	5						
Jeff Reboulet, R (9, 5) OBP: 0.318, SLG: 0.197														0	0	0		0	0	0	0	
Jeff Conine, R (1, 3) OBP: 0.343, SLG: 0.473										3	1	1	1	1	0	0						
Calvin Pickering, L (1, 10) Rich Amaral, R (6, PR) OBP: 0.356, SLG: 0.359										2	0	0	0	1	1	2						
Jerry Hairston, R (1, 4) OBP: 0.324, SLG: 0.420										4	0	0	0	0	0	3						
Charles Johnson, R (1, 2) OBP: 0.346, SLG: 0.422										1	1	0	0	3	0	0						
Inning Stats	R: 2 E: 0 K: 2 S: 11	H: 0 LOB: 2 BB: 2 P: 27	R: 0 E: 0 K: 0 S: 7	H: 0 LOB: 0 BB: 0 P: 11	R: 1 E: 0 K: 0 S: 9	H: 1 LOB: 0 BB: 0 P: 16	R: 0 E: 0 K: 0 S: 7	H: 0 LOB: 0 BB: 0 P: 10	R: 1 E: 0 K: 1 S: 9	H: 1 LOB: 1 BB: 1 P: 18	R: 0 E: 0 K: 0 S: 7	H: 0 LOB: 3 BB: 3 P: 24	R: 0 E: 0 K: 0 S: 7	H: 0 LOB: 1 BB: 1 P: 12	R: 1 E: 0 K: 0 S: 13	H: 2 LOB: 2 BB: 1 P: 23	R: 1 E: 0 K: 0 S: 11	H: 1 LOB: 0 BB: 0 P: 17	1B: 3 2B: 1 3B: 0 HR: 1	SF: 1 SAC: 1 DP: 1 HBP: 2	WP: 0 PB: 1 SB: 1 CS: 0	PA: 42
PITCHER	IP	WLS	BF	H	R	ER	SO	BB	IBB	HBP	BLK	WP	HR	S	P	ERA	WHIP					
Brian Cooper, R (1, 1) ERA: 4.96	5.1	L	25	2	4	4	3	5	0	2	0	0	0	46	95	6.75	1.312					
Al Levine, R (6, 1) ERA: 3.32	0.1		2	0	0	0	0	1	0	0	0	0	0	2	9	0.00	3.000					
Mike Magnante, L (6, 1) ERA: 3.62	0.2		3	0	0	0	0	1	0	0	0	0	0	5	9	0.00	1.500					
Ken Hill, R (7, 1) ERA: 4.77	1.1		6	1	1	1	0	1	0	0	0	0	0	12	22	6.75	1.500					
Juan Alvarez, L (8, 1) ERA: 3.0	0.0		1	1	0	0	0	0	0	0	0	0	0	2	3	∞	∞					
PITCHER	IP	WLS	BF	H	R	ER	SO	BB	IBB	HBP	BLK	WP	HR	S	P	ERA	WHIP					
Mark Petkovsek, R (8, 1) ERA: 3.4	1.1		5	1	1	1	0	0	0	0	0	0	0	14	20	6.75	0.750					

AB	30
R	6
H	5
RBI	6
BB	8
SO	3
LOB	22



Batter	1	2	3	4	5	6	7	8	9	AB	R	H	RBI	BB	SO	LOB	BOTTOM				
Darin Erstad, L (1, 7) OBP: 0.306, SLG: 0.359										5	2	2	0	0	0	0	Baltimore Orioles @ Anaheim Angels Edison International Field, Anaheim, CA Sat Sep 18 1999, 10:05 PM EDT Att: 36,531 - Overcast - 65 F				
Jim Edmonds, L (1, 8) OBP: 0.360, SLG: 0.444									3	1	0	0	2	1	1						
Mo Vaughn, L (1, 3) OBP: 0.351, SLG: 0.485									5	0	4	1	0	0	1						
Troy Glaus, R (1, 5) OBP: 0.322, SLG: 0.453									2	0	1	1	2	1	1						
16 Garret Anderson, L (1, 9) OBP: 0.332, SLG: 0.465									4	0	0	0	0	1	9						
Todd Greene, R (1, 10) OBP: 0.278, SLG: 0.440									4	0	1	1	0	1	5						
Bret Hemphill, S (1, 2) ERA: 4.37									2	0	0	0	1	1	5						
Orlando Palmeiro, L (8, PH) OBP: 0.364, SLG: 0.331										1	0	0	0	0	0	0					
Matt Walbeck, S (9, 2) OBP: 0.302, SLG: 0.312										0	0	0	0	0	0	0					
Trent Durrington, R (1, 4) OBP: 0.250, SLG: 0.226									3	0	0	0	0	0	1						
Jeff Huxton, L (8, PH) OBP: 0.315, SLG: 0.309									1	0	0	0	0	0	0						
Gary Disarcina, R (1, 6) OBP: 0.261, SLG: 0.248									4	0	0	0	0	1	1						
Inning Stats	R: 1 E: 0 K: 2 S: 14	H: 2 LOB: 3 BB: 1 P: 21	R: 0 E: 0 K: 0 S: 8	H: 0 LOB: 0 BB: 0 P: 12	R: 1 E: 0 K: 0 S: 9	H: 2 LOB: 1 BB: 1 P: 14	R: 0 E: 0 K: 0 S: 6	H: 0 LOB: 0 BB: 0 P: 9	R: 0 E: 0 K: 1 S: 8	H: 0 LOB: 1 BB: 1 P: 15	R: 1 E: 0 K: 1 S: 10	H: 2 LOB: 2 BB: 1 P: 22	R: 0 E: 0 K: 0 S: 6	H: 0 LOB: 0 BB: 0 P: 8	R: 0 E: 0 K: 2 S: 10	H: 1 LOB: 1 BB: 0 P: 11	1B: 5 2B: 2 3B: 1 HR: 0	SF: 0 SAC: 0 DP: 1 HBP: 1	WP: 0 PB: 0 SB: 0 CS: 0	PA: 40	
PITCHER	IP	WLS	BF	H	R	ER	SO	BB	IBB	HBP	BLK	WP	HR	S	P	ERA	WHIP				
Sidney Ponson, R (1, 1) ERA: 4.37	6.0	W	28	6	3	3	3	4	0	1	0	0	0	87	87	4.50	1.667				
Jesse Orosco, L (7, 1) ERA: 5.64	0.1	H	2	1	0	0	0	0	0	0	0	0	0	3	6	0.00	3.000				
Gabe Molina, R (7, 1) ERA: 3.86	0.2	H	3	0	0	0	1	1	0	0	0	0	0	4	10	0.00	1.500				
Scott Kamieniecki, R (8, 1) ERA: 5.55	1.0	H	3	0	0	0	0	0	0	0	0	0	0	6	8	0.00	0.000				
Mike Timlin, R (9, 1) ERA: 3.78	1.0	S	4	1	0	0	2	0	0	0	0	0	0	10	11	0.00	1.000				

AB	34
R	3
H	8
RBI	3
BB	5
SO	6
LOB	24



Batter	1	2	3	4	5	6	7	8	9	AB	R	H	RBI	BB	SO	LOB	TOP					
Brady Anderson, L (1, 7) OBP: 0.415, SLG: 0.486	F7		SF9 2B		K		F9		CS S 1B	5	0	2	1	0	1	0	Baltimore Orioles @ Anaheim Angels Edison International Field, Anaheim, CA Sun Sep 19 1999, 8:05 PM EDT Att: 22,526 - Unknown - 70 F					
Mike Bordick, R (1, 6) OBP: 0.335, SLG: 0.398	K		SF9		F7				K 1-3	4	0	1	1	0	2	1						
B.J. Surhoff, L (1, 10) OBP: 0.351, SLG: 0.510	G4-3		F8		K					4	0	0	0	0	2	2						
Albert Belle, R (1, 9) OBP: 0.401, SLG: 0.534		G6-3								4	1	1	0	0	0	0						
Cal Ripken Jr., R (1, 5) OBP: 0.369, SLG: 0.585										4	0	3	0	0	0	0						
Jeff Reboulet, R (9, 5) OBP: 0.318, SLG: 0.197										0	0	0	0	0	0	0						
Jeff Conine, R (1, 3) OBP: 0.342, SLG: 0.471		L8-3 1B								4	1	1	0	0	0	4						
Gene Kingsale, S (1, 8) OBP: 0.349, SLG: 0.340										3	0	1	0	0	0	2						
Derrick May, L (8, PH) OBP: 0.333, SLG: 0.519			B1-3		P4					1	1	1	2	0	0	0						
Rich Amaral, R (8, 7) OBP: 0.356, SLG: 0.359										0	0	0	0	0	0	0						
Jerry Hairston, R (1, 4) OBP: 0.329, SLG: 0.418										3	1	1	1	1	1	2						
Charles Johnson, R (1, 2) OBP: 0.346, SLG: 0.419										3	1	0	0	1	0	2						
Inning Stats	R: 0 E: 0 K: 1 S: 6	H: 0 LOB: 0 BB: 0 P: 9	R: 0 E: 0 K: 0 S: 7	H: 1 LOB: 0 BB: 0 P: 11	R: 2 E: 0 K: 0 S: 10	H: 1 LOB: 1 BB: 2 P: 22	R: 1 E: 0 K: 0 S: 11	H: 3 LOB: 2 BB: 0 P: 21	R: 0 E: 0 K: 2 S: 9	H: 0 LOB: 0 BB: 0 P: 15	R: 0 E: 0 K: 1 S: 11	H: 2 LOB: 2 BB: 0 P: 18	R: 0 E: 0 K: 1 S: 9	H: 1 LOB: 1 BB: 0 P: 16	R: 2 E: 0 K: 0 S: 9	H: 2 LOB: 0 BB: 0 P: 11	R: 0 E: 0 K: 1 S: 10	H: 1 LOB: 1 BB: 0 P: 15	1B: 8 2B: 4 3B: 0 HR: 1	SF: 1 SAC: 0 DP: 2 HBP: 0	WP: 0 PB: 0 SB: 1 CS: 1	PA: 38
PITCHER	IP	WLS	BF	H	R	ER	SO	BB	IBB	HBP	BLK	WP	HR	S	P	ERA	WHIP					
Mike Fyhrle, R (1, 1) ERA: 5.07	6.0		26	7	3	3	4	2	0	0	0	0	0	54	96	4.50	1.500					
Lou Pote, R (7, 1) ERA: 2.7	1.2	H	7	2	1	1	1	0	0	0	0	0	0	16	24	5.40	1.200					
Troy Percival, R (8, 1) ERA: 3.46	1.1	L	5	2	1	1	1	0	0	0	0	0	1	12	18	6.75	1.500					


AB	35
R	5
H	11
RBI	5
BB	2
SO	6
LOB	13




Batter	1	2	3	4	5	6	7	8	9	AB	R	H	RBI	BB	SO	LOB	BOTTOM					
Darin Erstad, L (1, 7) OBP: 0.303, SLG: 0.355	F7		L7		K		P4		L3	5	0	0	0	0	1	1	Baltimore Orioles @ Anaheim Angels Edison International Field, Anaheim, CA Sun Sep 19 1999, 8:05 PM EDT Att: 22,526 - Unknown - 70 F					
Jim Edmonds, L (1, 8) OBP: 0.356, SLG: 0.442	K		F8						G4-3	5	1	1	0	0	2	0						
Mo Vaughn, L (1, 3) OBP: 0.353, SLG: 0.487			F7						K	4	1	2	1	1	1	0						
Tim Salmon, R (1, 10) OBP: 0.372, SLG: 0.479										4	0	0	0	0	1	3						
Troy Glaus, R (1, 5) OBP: 0.323, SLG: 0.452										3	1	1	1	1	0	0						
16 Garret Anderson, L (1, 9) OBP: 0.335, SLG: 0.466										3	1	2	0	1	0	0						
Matt Walbeck, S (1, 2) OBP: 0.246, SLG: 0.313										2	0	1	0	0	1	0						
Matt Luke, L (6, PH) OBP: 0.379, SLG: 0.667										1	0	0	0	0	1	2						
Bret Hemphill, S (7, 2) OBP: 0.294, SLG: 0.200										1	0	0	0	0	1	2						
Trent Durrington, R (1, 4) OBP: 0.246, SLG: 0.222										2	0	0	0	0	1	2						
Jeff Hugen, L (6, PH) OBP: 0.318, SLG: 0.317										1	0	1	2	0	0	0						
Todd Greene, R (8, PH) OBP: 0.277, SLG: 0.439										1	0	0	0	0	1	2						
Andy Sheets, R (9, 4) OBP: 0.237, SLG: 0.278										0	0	0	0	0	0	0						
Gary Disarcina, R (1, 6) OBP: 0.261, SLG: 0.248										4	0	1	0	0	0	5						
Inning Stats	R: 0 E: 0 K: 1 S: 10	H: 1 LOB: 1 BB: 0 P: 17	R: 0 E: 0 K: 0 S: 14	H: 1 LOB: 2 BB: 1 P: 22	R: 0 E: 0 K: 0 S: 10	H: 0 LOB: 0 BB: 0 P: 15	R: 0 E: 0 K: 0 S: 5	H: 0 LOB: 0 BB: 0 P: 8	R: 0 E: 0 K: 3 S: 12	H: 1 LOB: 1 BB: 0 P: 17	R: 4 E: 0 K: 1 S: 13	H: 5 LOB: 1 BB: 0 P: 19	R: 0 E: 0 K: 2 S: 13	H: 0 LOB: 1 BB: 1 P: 22	R: 0 E: 0 K: 2 S: 12	H: 1 LOB: 2 BB: 1 P: 20	R: 0 E: 0 K: 1 S: 6	H: 0 LOB: 0 BB: 0 P: 8	1B: 6 2B: 3 3B: 0 HR: 0	SF: 0 SAC: 0 DP: 0 HBP: 0	WP: 0 PB: 0 SB: 0 CS: 0	PA: 39
PITCHER	IP	WLS	BF	H	R	ER	SO	BB	IBB	HBP	BLK	WP	HR	S	P	ERA	WHIP					
35 Mike Mussina, R (1, 1) ERA: 3.74	0.2	B	3	1	0	0	1	0	0	0	0	0	0	7	10	0.00	1.500					
Ai Reyes, R (6, 1) ERA: 4.22	0.2		3	0	0	0	1	1	0	0	0	0	0	9	17	0.00	1.500					
B.J. Ryan, L (7, 1) ERA: 4.22	0.1	W	2	0	0	0	1	1	0	0	0	0	0	5	10	0.00	3.000					
Gabe Molina, R (7, 1) ERA: 3.79	0.1	H	2	1	0	0	1	0	0	0	0	0	0	5	7	0.00	3.000					
Jesse Orosco, L (8, 1) ERA: 5.59																						

AB	36
R	4
H	9
RBI	4
BB	3
SO	10
LOB	17



Batter	1	2	3	4	5	6	7	8	9	AB	R	H	RBI	BB	SO	LOB	TOP					
Miguel Cairo, R OBP: 0.341, SLG: 0.376	4-0 WP 1B BB		1-1 F9		4-0 1B BB		3-2 P3	2-2 FC4-6		3	1	0	0	2	0	3	<p>Tampa Bay Devil Rays @ Anaheim Angels Edison International Field, Anaheim, CA</p> <p>Tue Sep 21 1999, 10:05 PM EDT Att: 16,486 - Cloudy - 75 F</p> <p>livebaseballscorecards.com</p> <p>AB 35 R 5 H 7 RBI 5 BB 5 SO 10 LOB 21</p> 					
Dave Martinez, L OBP: 0.383, SLG: 0.387	3-1 S 1B		2-1 F9		1-1 1-2 2-3 1B		2-2 BB E HBP	3-2 G6-3		3	1	2	3	0	0	0						
Terrell Lowery, R OBP: 0.349, SLG: 0.414					1-2 2-H 3-H 1-3 1B		4-0 E BB		1-3 K	4	0	0	0	1	3	3						
Jose Canseco, R OBP: 0.363, SLG: 0.568	0-3 K			1-2 F8			1-2 2-3 BB		0-3 K	5	0	2	2	0	1	1						
Fred McGriff, L OBP: 0.409, SLG: 0.558	0-0 F7			1-1 G3		0-0 FC5-4 2B		1-3 2-H 3-H 1B		4	0	0	0	1	2	3						
Herbert Perry, R OBP: 0.337, SLG: 0.418	1-1 SAFE G6-3			0-0 P3		4-1 FC5-4 BB		3-3 K		4	0	0	0	1	2	3						
John Flaherty, R OBP: 0.317, SLG: 0.425		2-1 G6-3			0-3 K	0-1 F9		1-3 K		4	0	0	0	0	2	4						
Jose Guillen, R OBP: 0.312, SLG: 0.341		1-1 G5-3			2-2 BB 1B	2-2 FC5-4		0-2 F8		4	1	1	0	0	0	2						
Bubba Trammell, R OBP: 0.381, SLG: 0.498		1-2 F8			0-3 K	1-0 P8		0-0 FC4-6 1B		4	0	1	0	0	1	3						
Tony Graffanino, R OBP: 0.318, SLG: 0.457			3-3 K		4-0 BB 1B BB		2-0 E5 BB HBP E	1-1 FC4-6 1B		3	2	1	0	1	1	0						
Inning Stats	R: 1 E: 0 K: 1 S: 8	H: 1 LOB: 1 BB: 1 P: 16	R: 0 E: 0 K: 0 S: 7	H: 0 LOB: 0 BB: 0 P: 11	R: 0 E: 0 K: 1 S: 9	H: 0 LOB: 0 BB: 0 P: 15	R: 0 E: 0 K: 0 S: 7	H: 0 LOB: 0 BB: 0 P: 9	R: 2 E: 0 K: 3 S: 14	H: 2 LOB: 2 BB: 2 P: 26	R: 0 E: 0 K: 0 S: 8	H: 1 LOB: 2 BB: 1 P: 15	R: 2 E: 2 K: 2 S: 14	H: 1 LOB: 2 BB: 1 P: 29	R: 0 E: 0 K: 0 S: 13	H: 2 LOB: 2 BB: 0 P: 19	R: 0 E: 0 K: 3 S: 11	H: 0 LOB: 0 BB: 0 P: 14	1B: 6 2B: 1 3B: 0 HR: 0	SF: 0 SAC: 0 DP: 0 HBP: 1	WP: 1 PB: 0 SB: 1 CS: 0	PA: 41
PITCHER	IP WLS BF H R ER SO BB IBB HBP BLK WP HR S P ERA WHIP	5.0 W 23 4 3 3 5 4 0 0 0 1 0 47 83 5.40 1.600	1.1 H 6 0 2 1 0 0 0 0 0 0 0 13 23 6.75 0.000	7.1 H 9 3 0 0 2 1 0 0 0 0 0 20 34 0.00 2.400	9.1 S 3 0 0 0 3 0 0 0 0 0 0 11 14 0.00 0.000											ERA WHIP						

Batter	1	2	3	4	5	6	7	8	9	AB	R	H	RBI	BB	SO	LOB	BOTTOM					
Darin Erstad, L OBP: 0.305, SLG: 0.363	2-1 G4-3		2-1 P5	1-1 1B				1-2 G6-3		5	0	1	0	0	1	0	<p>Tampa Bay Devil Rays @ Anaheim Angels Edison International Field, Anaheim, CA</p> <p>Tue Sep 21 1999, 10:05 PM EDT Att: 16,486 - Cloudy - 75 F</p> <p>livebaseballscorecards.com</p> <p>AB 32 R 7 H 9 RBI 7 BB 4 SO 6 LOB 12</p> 					
Jim Edmonds, L OBP: 0.360, SLG: 0.439	2-0 G3-1		0-3 K	2-2 G1-3			4-1 FC5-4 BB			3	0	0	0	1	1	2						
Mo Vaughn, L OBP: 0.349, SLG: 0.483	2-1 F7		0-0 1B 2B		1-3 K		0-1 F9			4	1	1	0	0	1	1						
Tim Salmon, R OBP: 0.368, SLG: 0.472		1-2 G5-3	3-2 2B 1B		3-1 F7		0-1 FC5-4 BB 1B			4	2	1	1	0	0	1						
Troy Glaus, R OBP: 0.325, SLG: 0.453		3-2 16 1B 1B	2-2 2H 2B		1-2 F7		4-2 16 E 1B BB			3	1	2	1	1	0	0						
16 Garret Anderson, L OBP: 0.337, SLG: 0.471		2-0 S 1B	2-2 G3-1			2-3 K	0-1 E8			4	1	2	1	0	1	1						
Bret Hemphill, S OBP: 0.350, SLG: 0.188		2-0 G1-3		4-2 1B SH5-4 BB		4-0 HR BB	2-3 K			1	1	0	0	2	0	2						
Matt Luke, L OBP: 0.367, SLG: 0.643		1-2 S 1B								1	0	0	0	0	1	2						
Matt Walbeck, S OBP: 0.306, SLG: 0.316										0	0	0	0	0	0	0						
Andy Sheets, R OBP: 0.239, SLG: 0.280		0-0 2H 3-H 1B								2	0	1	2	0	1	1						
Jeff Huson, L OBP: 0.317, SLG: 0.316										1	0	0	0	0	0	0						
Gary Disarcina, R OBP: 0.264, SLG: 0.261		1-1 SAFE G5-3		2-0 G5-3		3-2 HR		0-2 G4-3		4	1	1	2	0	0	2						
Inning Stats	R: 0 E: 0 K: 0 S: 5	H: 0 LOB: 0 BB: 0 P: 11	R: 2 E: 0 K: 0 S: 13	H: 3 LOB: 1 BB: 0 P: 21	R: 2 E: 0 K: 1 S: 15	H: 3 LOB: 1 BB: 0 P: 24	R: 0 E: 0 K: 0 S: 11	H: 1 LOB: 2 BB: 1 P: 20	R: 0 E: 0 K: 1 S: 8	H: 0 LOB: 0 BB: 0 P: 13	R: 2 E: 0 K: 3 S: 14	H: 1 LOB: 0 BB: 1 P: 28	R: 1 E: 1 K: 1 S: 12	H: 1 LOB: 2 BB: 2 P: 22	R: 0 E: 0 K: 0 S: 9	H: 0 LOB: 0 BB: 0 P: 11	R: 0 E: 0 K: 3 S: 11	H: 0 LOB: 0 BB: 0 P: 14	1B: 6 2B: 2 3B: 0 HR: 1	SF: 0 SAC: 1 DP: 0 HBP: 0	WP: 0 PB: 0 SB: 1 CS: 0	PA: 37
PITCHER	IP WLS BF H R ER SO BB IBB HBP BLK WP HR S P ERA WHIP	3.2 L 19 7 4 4 1 0 0 0 0 0 0 7 10 0.00 0.000	4.1 L 22 10 7 2 3 1 0 0 0 0 1 19 37 10.80 1.200	7.1 L 33 15 11 1 0 2 0 0 0 0 0 9 17 13.50 4.500	7.1 L 33 15 11 1 0 2 0 0 0 0 0 12 16 0.00 0.000											ERA WHIP						

Batter	1	2	3	4	5	6	7	8	9	AB	R	H	RBI	BB	SO	LOB	TOP					
Miguel Cairo, R OBP: 0.344, SLG: 0.381	G6-3		1B		G6-3		3B 2B		G6-3	5	1	3	2	0	0	0	Tampa Bay Devil Rays @ Anaheim Angels Edison International Field, Anaheim, CA Wed Sep 22 1999, 10:35 PM EDT Att: 16,801 - Cloudy - 68 F					
Tony Graffanino, R OBP: 0.330, SLG: 0.482	1B		1B		G6-3		3B		P4	5	0	3	2	0	0	2						
Herbert Perry, R OBP: 0.329, SLG: 0.406	K		1B		G5-3		G1-3		G6-3	5	0	0	0	0	2	6						
Fred McGriff, L OBP: 0.406, SLG: 0.554	K		G3						P5	4	0	0	0	0	2	3						
Jose Guillen, R OBP: 0.315, SLG: 0.338					G5-3				F7	2	1	0	0	2	0	0						
John Flaherty, R OBP: 0.317, SLG: 0.423	F9				G5-3				1B	4	0	1	0	0	0	2						
Steve Cox, L OBP: 0.349, SLG: 0.500										3	0	0	0	0	1	2						
Julio Franco, R OBP: 0.351, SLG: 0.404	G6-4-3				K		F7		K	1	0	0	0	0	1	1						
Bubba Trammell, R OBP: 0.386, SLG: 0.500			1B		1B		L8		2B	3	2	2	1	1	0	0						
Terrell Lowery, R OBP: 0.349, SLG: 0.413			F7						1B	3	1	1	0	0	1	2						
Paul Sorrento, L OBP: 0.351, SLG: 0.404					K		2B		2B	1	0	1	0	0	0	0						
Inning Stats	R: 0 E: 0 K: 2 S: 11	H: 1 LOB: 1 BB: 0 P: 17	R: 0 E: 0 K: 0 S: 8	H: 0 LOB: 0 BB: 1 P: 15	R: 1 E: 0 K: 1 S: 13	H: 2 LOB: 2 BB: 1 P: 25	R: 1 E: 0 K: 2 S: 9	H: 1 LOB: 1 BB: 0 P: 19	R: 0 E: 0 K: 0 S: 4	H: 0 LOB: 0 BB: 0 P: 6	R: 0 E: 0 K: 1 S: 9	H: 0 LOB: 0 BB: 0 P: 13	R: 2 E: 0 K: 0 S: 13	H: 3 LOB: 1 BB: 0 P: 17	R: 0 E: 0 K: 1 S: 10	H: 1 LOB: 1 BB: 0 P: 13	R: 1 E: 0 K: 0 S: 15	H: 3 LOB: 1 BB: 0 P: 28	1B: 8 2B: 2 3B: 1 HR: 0	SF: 0 SAC: 0 DP: 2 HBP: 0	WP: 0 PB: 0 SB: 0 CS: 0	PA: 39
PITCHER	IP WLS BF H R ER SO BB IBB HBP BLK WP HR S P ERA WHIP																					
Jarrod Washburn, L ERA: 5.92	(1, 1) 6.2 W 28 6 4 4 6 3 0 0 0 0 0 0 65 110 5.40 1.350																					
Al Levine, R ERA: 3.39	(7, 1) 0.1 H 2 1 0 0 0 0 0 0 0 0 0 0 2 2 0.00 3.000																					
Mike Magnante, L ERA: 3.51	(8, 1) 1.0 H 4 1 0 0 1 0 0 0 0 0 0 0 10 13 0.00 1.000																					
Troy Percival, R ERA: 3.49	(9, 1) 1.0 5 3 1 1 0 0 0 0 0 0 0 0 15 28 9.00 3.000																					

Batter	1	2	3	4	5	6	7	8	9	AB	R	H	RBI	BB	SO	LOB	BOTTOM					
Darin Erstad, L OBP: 0.306, SLG: 0.364	K		F7		HR				P7	5	1	2	1	0	1	1	Tampa Bay Devil Rays @ Anaheim Angels Edison International Field, Anaheim, CA Wed Sep 22 1999, 10:35 PM EDT Att: 16,801 - Cloudy - 68 F					
Jim Edmonds, L OBP: 0.371, SLG: 0.452	L8		3B		HR				2B	2	2	1	0	3	0	0						
Mo Vaughn, L OBP: 0.353, SLG: 0.493	1B		BB		HR		K		2B	4	1	3	5	1	1	2						
Tim Salmon, R OBP: 0.364, SLG: 0.464		K	K		K		G1-3		G5-3	5	0	0	0	0	3	3						
Troy Glaus, R OBP: 0.326, SLG: 0.451		FC5			P6				G6-3	4	1	1	0	1	1	1						
16 Garret Anderson, L OBP: 0.337, SLG: 0.469		F7			L4		FC		1B	4	1	1	0	0	0	2						
Matt Walbeck, S OBP: 0.310, SLG: 0.317		BB			K		SH1-4		1B	2	0	1	0	1	1	0						
Trent Durrington, R OBP: 0.250, SLG: 0.214		FC5					SH1-4		1B	2	0	0	0	0	0	2						
Jeff Huxton, L OBP: 0.314, SLG: 0.313					P6		K		K	2	0	0	0	0	2	4						
Gary Disarcina, R OBP: 0.268, SLG: 0.265			F9		K		1B		2B	4	2	2	2	0	1	0						
Inning Stats	R: 0 E: 0 K: 1 S: 9	H: 1 LOB: 1 BB: 0 P: 14	R: 0 E: 0 K: 1 S: 9	H: 0 LOB: 2 BB: 2 P: 19	R: 0 E: 0 K: 1 S: 13	H: 1 LOB: 1 BB: 1 P: 23	R: 0 E: 0 K: 1 S: 6	H: 0 LOB: 0 BB: 0 P: 11	R: 3 E: 0 K: 2 S: 14	H: 2 LOB: 2 BB: 1 P: 26	R: 3 E: 0 K: 2 S: 19	H: 3 LOB: 2 BB: 1 P: 31	R: 0 E: 0 K: 2 S: 11	H: 2 LOB: 2 BB: 0 P: 16	R: 2 E: 0 K: 0 S: 15	H: 2 LOB: 1 BB: 1 P: 22	R: 2 E: 0 K: 0 S: 15	H: 2 LOB: 1 BB: 1 P: 22	1B: 8 2B: 1 3B: 1 HR: 1	SF: 0 SAC: 1 DP: 0 HBP: 0	WP: 0 PB: 0 SB: 1 CS: 0	PA: 41
PITCHER	IP WLS BF H R ER SO BB IBB HBP BLK WP HR S P ERA WHIP																					
Dan Wheeler, R ERA: 6.2	(1, 1) 5.0 L 24 5 5 5 6 4 0 0 0 0 0 0 6 11 9.00 1.800																					
Eddie Gaillard, R ERA: 3.0	(6, 1) 0.2 3 1 0 0 1 0 0 0 0 0 0 0 6 11 0.00 1.500																					
Alan Newman, L ERA: 7.53	(6, 1) 0.1 3 1 1 1 1 1 0 0 0 0 0 0 6 12 27.00 6.000																					
Cory Lidle, R ERA: 4.13	(7, 1) 0.2 3 1 0 0 1 0 0 0 0 0 0 0 7 9 0.00 1.500																					
Norm Charlton, L ERA: 4.13	(7, 1) 0.2 6 3 2 2 1 1 0 0 0 0 0 0 13 22 27.00 6.000																					

Batter	1	2	3	4	5	6	7	8	9	AB	R	H	RBI	BB	SO	LOB	TOP																	
Darin Erstad, L (1, 3) OBP: 0.307, SLG: 0.371	G5-3		2H 2B		G5-3			G5-3		4	0	1	1	0	0	0	Anaheim Angels @ Seattle Mariners Safeco Field, Seattle, WA Sun Sep 26 1999, 1:35 PM PDT Att: 44,485 - Cloudy - 57 F																	
Jim Edmonds, L (1, 8) OBP: 0.348, SLG: 0.419	K		G5-3				F8	G5-3		4	0	0	0	0	1	1																		
Mo Vaughn, L (1, 10) OBP: 0.353, SLG: 0.494	P5						G3	FC6-4 1B		4	1	2	0	0	0	0																		
Tim Salmon, R (1, 9) OBP: 0.368, SLG: 0.464		G5-3						FC6-4		3	0	1	0	1	0	1																		
Troy Glaus, R (1, 5) OBP: 0.326, SLG: 0.445		F8					F7			3	0	0	0	1	1	1																		
16 Garret Anderson, L (1, 7) OBP: 0.333, SLG: 0.464		F8								4	0	1	0	0	2	3																		
Steve Decker, R (1, 2) OBP: 0.382, SLG: 0.344			F7	SF8-3-5			SH5-4 2B			2	0	0	1	0	1	0																		
Trent Durrington, R (1, 4) OBP: 0.248, SLG: 0.207			P2							2	0	0	0	0	0	0																		
Matt Luke, L (7, PH) OBP: 0.367, SLG: 0.643							K			0	0	0	0	0	1	0																		
Todd Greene, R (7, PH) OBP: 0.276, SLG: 0.438										1	0	0	0	0	1	1																		
Andy Sheets, R (7, 4) OBP: 0.239, SLG: 0.280										0	0	0	0	0	0	0																		
Gary Disarcina, R (1, 6) OBP: 0.265, SLG: 0.266							L6	G5-3		3	1	1	0	0	0	1																		
Inning Stats	R: 0 E: 0 K: 1 S: 12	H: 0 LOB: 0 BB: 0 P: 18	R: 0 E: 0 K: 0 S: 7	H: 0 LOB: 0 BB: 0 P: 12	R: 1 E: 0 K: 0 S: 10	H: 2 LOB: 1 BB: 0 P: 16	R: 1 E: 0 K: 1 S: 15	H: 1 LOB: 1 BB: 2 P: 26	R: 0 E: 0 K: 0 S: 9	H: 0 LOB: 0 BB: 0 P: 12	R: 0 E: 0 K: 1 S: 14	H: 1 LOB: 1 BB: 0 P: 22	R: 0 E: 0 K: 0 S: 8	H: 1 LOB: 1 BB: 0 P: 12	R: 0 E: 0 K: 3 S: 9	H: 0 LOB: 0 BB: 0 P: 11	1B: 3 2B: 4 3B: 0 HR: 0	SF: 1 SAC: 1 DP: 1 HBP: 0	WP: 0 PB: 0 CS: 0	PA: 34														
PITCHER	IP WLS BF H R ER SO BB IBB HBP BLK WP HR S P ERA WHIP																																	
23 Robert Ramsay, L (1, 1) ERA: 5.93	6.0	24	5	2	2	3	2	0	0	0	0	0	0	0	60	98	3.00	1.167																
Todd Williams, R (7, 1) ERA: 5.19	0.1	1	0	0	0	0	0	0	0	0	0	0	0	2	3	0.00	0.000																	
Steve Sinclair, L (7, 1) ERA: 6.75	1.1	5	1	0	0	1	0	0	0	0	0	0	0	17	25	0.00	0.750																	
Tom Davey, R (8, 1) ERA: 4.86	1.1	W 4	0	0	0	3	0	0	0	0	0	0	0	10	12	0.00	0.000																	

Batter	1	2	3	4	5	6	7	8	9	AB	R	H	RBI	BB	SO	LOB	BOTTOM																
Brian Hunter, R (1, 7) OBP: 0.283, SLG: 0.304	G6-3	K						G4-3		4	0	0	0	0	2	2	Anaheim Angels @ Seattle Mariners Safeco Field, Seattle, WA Sun Sep 26 1999, 1:35 PM PDT Att: 44,485 - Cloudy - 57 F																
Alex Rodriguez, R (1, 6) OBP: 0.380, SLG: 0.596	K		P4		BLK S 1B BB		CS BB			2	1	0	0	2	1	0																	
Ken Griffey Jr., L (1, 8) OBP: 0.385, SLG: 0.585	BB 1B BB		F7				K			2	1	0	0	2	1	1																	
Jay Buhner, R (1, 9) OBP: 0.388, SLG: 0.432	1B BB							BB		3	0	1	1	1	2	1																	
Tom Lampkin, L (1, 10) OBP: 0.350, SLG: 0.513	1-3 2H 1B				G3-1 1B		K			4	0	2	1	0	1	1																	
David Bell, R (1, 4) OBP: 0.326, SLG: 0.424					F8			K		4	0	1	0	0	2	1																	
Dan Wilson, R (1, 2) OBP: 0.315, SLG: 0.372					G3-1 1B			G1-3		4	0	1	0	0	2	1																	
Raul Ibanez, L (1, 3) OBP: 0.312, SLG: 0.403	SAFE 1B				G3-1					4	1	3	1	0	0	2																	
Charles Gipson, R (1, 5) OBP: 0.300, SLG: 0.345					B5			K		3	0	0	0	0	2	5																	
Inning Stats	R: 1 E: 0 K: 1 S: 10	H: 1 LOB: 2 BB: 2 P: 22	R: 0 E: 0 K: 3 S: 15	H: 2 LOB: 2 BB: 0 P: 19	R: 0 E: 0 K: 1 S: 8	H: 0 LOB: 0 BB: 0 P: 9	R: 0 E: 0 K: 0 S: 11	H: 2 LOB: 2 BB: 0 P: 17	R: 1 E: 0 K: 3 S: 13	H: 1 LOB: 1 BB: 1 P: 22	R: 0 E: 0 K: 2 S: 13	H: 1 LOB: 1 BB: 0 P: 19	R: 0 E: 0 K: 1 S: 9	H: 0 LOB: 1 BB: 2 P: 20	R: 0 E: 0 K: 2 S: 7	H: 0 LOB: 0 BB: 0 P: 14		R: 1 E: 0 K: 0 S: 1	H: 1 LOB: 0 BB: 0 P: 1	1B: 7 2B: 0 3B: 0 HR: 1	SF: 0 SAC: 0 DP: 0 HBP: 0	WP: 0 PB: 0 CS: 1	PA: 35										
PITCHER	IP WLS BF H R ER SO BB IBB HBP BLK WP HR S P ERA WHIP																																
Ramon Ortiz, R (1, 1) ERA: 6.17	5.0	23	6	2	2	8	3	0	0	1	0	0	0	17	28	0.00	1.500																
Al Levine, R (6, 1) ERA: 3.3	1.1	6	1	0	0	2	1	0	0	0	0	0	0	2	6	0.00	3.000																
Mike Holtz, L (7, 1) ERA: 9.31	0.1	1	0	0	0	0	1	0	0	0	0	0	0	2	6	0.00	3.000																
Shigetoshi Hasegawa, R (7, 1) ERA: 4.72	1.1	L 5	1	1	1	3	0	0	0	0	0	1	1	11	20	6.75	0.750																

AB	30
R	2
H	6
RBI	2
BB	2
SO	7
LOB	8



Batter	1	2	3	4	5	6	7	8	9	AB	R	H	RBI	BB	SO	LOB	TOP				
Ryan Christenson, R OBP: 0.300, SLG: 0.300	P4		F8		F9		BB 3 1B 2B	L8	F9	6	1	1	0	0	0	3	Oakland Athletics @ Anaheim Angels Edison International Field, Anaheim, CA Tue Sep 28 1999, 10:05 PM EDT Att: 17,981 - Overcast - 72 F livebaseballscorecards.com				
Randy Velarde, R OBP: 0.386, SLG: 0.451	P9		G1-6-3		HR		K	F8		5	1	1	0	0	1	2					
Jason Giambi, L OBP: 0.424, SLG: 0.565	BB 1B			BB 1B	HR		BB 3 1B IBB	BB		3	3	3	2	2	0	0					
John Jaha, R OBP: 0.405, SLG: 0.556 Frank Menechino, R OBP: 0.250, SLG: 0.250	BB			BB 1B	G6-3		BB 3 1B	BB		2	2	1	0	3	0	0					
Olmedo Saenz, R OBP: 0.367, SLG: 0.486 3 Eric Chavez, L OBP: 0.335, SLG: 0.435	G3-1			BB 1B	L5		BB 1B	F8		0	0	0	0	0	0	0					
Ramon Hernandez, R OBP: 0.384, SLG: 0.424		F9		G1-2-3 BB 1B		BB 1B	SH3-4		G3-1 BB	5	0	4	1	0	0	0					
Miguel Tejada, R OBP: 0.321, SLG: 0.423	G6-3			G1-2-3 BB		SH3-4	SF7		G3-1 BB	1	0	0	2	2	0	0					
Ben Grieve, L OBP: 0.362, SLG: 0.477 Rich Becker, L OBP: 0.403, SLG: 0.380	K			G1-2-3		G6-4-3	K		K	4	0	1	0	0	2	4					
Jason McDonald, S OBP: 0.305, SLG: 0.281				G1-6-3 BB	F8		G6-4-3		G3-1	1	0	0	0	0	1	2					
								HR		4	1	1	1	1	0	6					
Inning Stats	R: 0 E: 0 K: 0 S: 13	H: 1 LOB: 2 BB: 1 P: 25	R: 0 E: 0 K: 1 S: 8	H: 0 LOB: 0 BB: 0 P: 12	R: 0 E: 0 K: 0 S: 5	H: 0 LOB: 0 BB: 1 P: 9	R: 2 E: 0 K: 0 S: 10	H: 3 LOB: 2 BB: 2 P: 28	R: 2 E: 0 K: 0 S: 9	H: 2 LOB: 1 BB: 0 P: 17	R: 4 E: 0 K: 2 S: 15	H: 3 LOB: 1 BB: 2 P: 28	R: 1 E: 0 K: 0 S: 11	H: 2 LOB: 2 BB: 1 P: 18	R: 0 E: 0 K: 1 S: 11	H: 1 LOB: 2 BB: 1 P: 19	1B: 10 2B: 2 3B: 0 HR: 2	SF: 1 SAC: 1 DP: 3 HBP: 0	WP: 0 PB: 0 SB: 0 CS: 0	PA: 46	
PITCHER	IP WLS BF H R ER SO BB IBB HBP BLK WP HR S P ERA WHIP	IP WLS BF H R ER SO BB IBB HBP BLK WP HR S P ERA WHIP	IP WLS BF H R ER SO BB IBB HBP BLK WP HR S P ERA WHIP	IP WLS BF H R ER SO BB IBB HBP BLK WP HR S P ERA WHIP	IP WLS BF H R ER SO BB IBB HBP BLK WP HR S P ERA WHIP	IP WLS BF H R ER SO BB IBB HBP BLK WP HR S P ERA WHIP	IP WLS BF H R ER SO BB IBB HBP BLK WP HR S P ERA WHIP	IP WLS BF H R ER SO BB IBB HBP BLK WP HR S P ERA WHIP	IP WLS BF H R ER SO BB IBB HBP BLK WP HR S P ERA WHIP	IP WLS BF H R ER SO BB IBB HBP BLK WP HR S P ERA WHIP	IP WLS BF H R ER SO BB IBB HBP BLK WP HR S P ERA WHIP	IP WLS BF H R ER SO BB IBB HBP BLK WP HR S P ERA WHIP	IP WLS BF H R ER SO BB IBB HBP BLK WP HR S P ERA WHIP	IP WLS BF H R ER SO BB IBB HBP BLK WP HR S P ERA WHIP	IP WLS BF H R ER SO BB IBB HBP BLK WP HR S P ERA WHIP	IP WLS BF H R ER SO BB IBB HBP BLK WP HR S P ERA WHIP	IP WLS BF H R ER SO BB IBB HBP BLK WP HR S P ERA WHIP	IP WLS BF H R ER SO BB IBB HBP BLK WP HR S P ERA WHIP	IP WLS BF H R ER SO BB IBB HBP BLK WP HR S P ERA WHIP	IP WLS BF H R ER SO BB IBB HBP BLK WP HR S P ERA WHIP	IP WLS BF H R ER SO BB IBB HBP BLK WP HR S P ERA WHIP

AB 36
R 9
H 14
RBI 9
BB 8
SO 4
LOB 21



Batter	1	2	3	4	5	6	7	8	9	AB	R	H	RBI	BB	SO	LOB	BOTTOM					
Darin Erstad, L OBP: 0.306, SLG: 0.370 Matt Luke, L OBP: 0.344, SLG: 0.600	K	K		G4-3		P6			P3	2	0	0	0	0	2	2	Oakland Athletics @ Anaheim Angels Edison International Field, Anaheim, CA Tue Sep 28 1999, 10:05 PM EDT Att: 17,981 - Overcast - 72 F livebaseballscorecards.com					
Todd Greene, R OBP: 0.275, SLG: 0.436		K								1	0	0	0	0	0	0						
Jim Edmonds, L OBP: 0.351, SLG: 0.423	HR	G3			BB 16 FC3-6 BB		G3			3	2	1	0	1	0	2						
Mo Vaughn, L OBP: 0.354, SLG: 0.500	HR			1B	F7		F8			4	1	2	2	0	0	1						
Tim Salmon, R OBP: 0.367, SLG: 0.460	K			F7	BB 16 FC3-6 BB		F9			3	0	0	0	1	1	1						
Troy Glaus, R OBP: 0.327, SLG: 0.445	1B			K	BB 16 FC3-6 BB			G6-3		3	0	1	0	1	1	1						
16 Garrett Anderson, L OBP: 0.331, SLG: 0.461	G4-3			G4-3	FC3-6			F8		4	0	0	1	0	0	4						
Jeff Huson, L OBP: 0.309, SLG: 0.304 Andy Sheets, R OBP: 0.238, SLG: 0.278		WP S BB		G4-3	G5-3			K		2	0	0	0	1	0	2						
Matt Walbeck, S OBP: 0.307, SLG: 0.312	K			G4-3		F9			F8	4	0	0	0	0	1	1						
Gary Disarcina, R OBP: 0.269, SLG: 0.264					BB	G5-3			G6-3	2	0	0	0	2	0	0						
Inning Stats	R: 2 E: 0 K: 2 S: 17	H: 3 LOB: 1 BB: 0 P: 25	R: 0 E: 0 K: 2 S: 8	H: 0 LOB: 2 BB: 2 P: 20	R: 0 E: 0 K: 1 S: 7	H: 1 LOB: 1 BB: 0 P: 12	R: 0 E: 0 K: 0 S: 8	H: 0 LOB: 1 BB: 1 P: 16	R: 1 E: 0 K: 0 S: 8	H: 0 LOB: 2 BB: 3 P: 23	R: 0 E: 0 K: 0 S: 6	H: 0 LOB: 0 BB: 0 P: 7	R: 0 E: 0 K: 0 S: 7	H: 0 LOB: 0 BB: 0 P: 11	R: 0 E: 0 K: 1 S: 6	H: 0 LOB: 0 BB: 0 P: 8	R: 0 E: 0 K: 0 S: 4	H: 0 LOB: 0 BB: 0 P: 7	1B: 2 2B: 1 3B: 0 HR: 1	SF: 0 SAC: 0 DP: 0 HBP: 0	WP: 1 PB: 0 SB: 1 CS: 0	PA: 37
PITCHER	IP WLS BF H R ER SO BB IBB HBP BLK WP HR S P ERA WHIP	IP WLS BF H R ER SO BB IBB HBP BLK WP HR S P ERA WHIP	IP WLS BF H R ER SO BB IBB HBP BLK WP HR S P ERA WHIP	IP WLS BF H R ER SO BB IBB HBP BLK WP HR S P ERA WHIP	IP WLS BF H R ER SO BB IBB HBP BLK WP HR S P ERA WHIP	IP WLS BF H R ER SO BB IBB HBP BLK WP HR S P ERA WHIP	IP WLS BF H R ER SO BB IBB HBP BLK WP HR S P ERA WHIP	IP WLS BF H R ER SO BB IBB HBP BLK WP HR S P ERA WHIP	IP WLS BF H R ER SO BB IBB HBP BLK WP HR S P ERA WHIP	IP WLS BF H R ER SO BB IBB HBP BLK WP HR S P ERA WHIP	IP WLS BF H R ER SO BB IBB HBP BLK WP HR S P ERA WHIP	IP WLS BF H R ER SO BB IBB HBP BLK WP HR S P ERA WHIP	IP WLS BF H R ER SO BB IBB HBP BLK WP HR S P ERA WHIP	IP WLS BF H R ER SO BB IBB HBP BLK WP HR S P ERA WHIP	IP WLS BF H R ER SO BB IBB HBP BLK WP HR S P ERA WHIP	IP WLS BF H R ER SO BB IBB HBP BLK WP HR S P ERA WHIP	IP WLS BF H R ER SO BB IBB HBP BLK WP HR S P ERA WHIP	IP WLS BF H R ER SO BB IBB HBP BLK WP HR S P ERA WHIP	IP WLS BF H R ER SO BB IBB HBP BLK WP HR S P ERA WHIP	IP WLS BF H R ER SO BB IBB HBP BLK WP HR S P ERA WHIP	IP WLS BF H R ER SO BB IBB HBP BLK WP HR S P ERA WHIP	

AB 31
R 3
H 4
RBI 3
BB 6
SO 6
LOB 15



Batter	1	2	3	4	5	6	7	8	9	AB	R	H	RBI	BB	SO	LOB	TOP								
Rich Becker, L OBP: 0.401, SLG: 0.378 (1, 9)	G4-3		K				G4-3			4	0	1	1	0	1	0	Oakland Athletics @ Anaheim Angels Edison International Field, Anaheim, CA Wed Sep 29 1999, 10:35 PM EDT Att: 17,596 - Unknown - 78 F								
Randy Velarde, R OBP: 0.385, SLG: 0.449 (1, 4)	G5-3		K				K			3	0	0	0	1	2	0									
Jason Giambi, L OBP: 0.422, SLG: 0.560 (1, 3)	P6				G3		K			4	0	0	0	0	1	3									
John Jaha, R OBP: 0.410, SLG: 0.557 Frank Menechino, R OBP: 0.250, SLG: 0.250 (8, PR)		HR								1	1	1	1	2	0	0									
Ben Grievie, L OBP: 0.361, SLG: 0.482 Olmedo Saenz, R OBP: 0.396, SLG: 0.484 Ryan Christenson, R OBP: 0.300, SLG: 0.300 (8, PH)										0	0	0	0	0	0	0									
Ramon Hernandez, R OBP: 0.373, SLG: 0.411 (1, 2)										3	1	1	2	0	0	4									
3 Eric Chavez, L OBP: 0.332, SLG: 0.430 (1, 5)										1	0	0	0	0	0	1									
Miguel Tejada, R OBP: 0.320, SLG: 0.424 (1, 6)										3	1	1	2	0	0	4									
Jason McDonald, S OBP: 0.305, SLG: 0.277 (8, 7)										1	0	0	0	0	0	1									
Inning Stats	R: 0 E: 0 K: 0 S: 9	H: 0 LOB: 0 BB: 0 P: 14	R: 2 E: 0 K: 0 S: 10	H: 1 LOB: 0 BB: 0 P: 19	R: 0 E: 0 K: 2 S: 9	H: 0 LOB: 0 BB: 0 P: 16	R: 0 E: 0 K: 0 S: 4	H: 0 LOB: 1 BB: 1 P: 9	R: 2 E: 0 K: 1 S: 17	H: 2 LOB: 3 BB: 3 P: 34	R: 0 E: 0 K: 0 S: 5	H: 0 LOB: 0 BB: 0 P: 8	R: 0 E: 0 K: 1 S: 8	H: 0 LOB: 0 BB: 0 P: 13	R: 0 E: 0 K: 0 S: 10	H: 1 LOB: 1 BB: 0 P: 15		R: 0 E: 0 K: 0 S: 7	H: 0 LOB: 0 BB: 0 P: 14	1B: 2 2B: 1 3B: 0 HR: 1	SF: 0 SAC: 0 DP: 1 HBP: 1	WP: 0 PB: 0 SB: 0 CS: 0	PA: 35		
PITCHER	IP	WLS	BF	H	R	ER	SO	BB	IBB	HBP	BLK	WP	HR	S	P	ERA	WHIP								
Brian Cooper, R ERA: 4.88 (1, 1)	4.2		22	3	4	4	3	4	0	1	0	0	1	47	90	7.71	1.500								
Mike Magnante, L ERA: 3.38 (5, 1)	2.2		9	1	0	0	1	0	0	0	0	0	0	22	33	0.00	0.375								
Shigetoshi Hasegawa, R ERA: 4.68 (8, 1)	0.2	W	1	0	0	0	0	0	0	0	0	0	0	3	5	0.00	0.000								
Lou Pote, R ERA: 2.25 (9, 1)	1.0	S	3	0	0	0	0	0	0	0	0	0	0	7	14	0.00	0.000								

AB	30
R	4
H	4
RBI	4
BB	4
SO	4
LOB	9



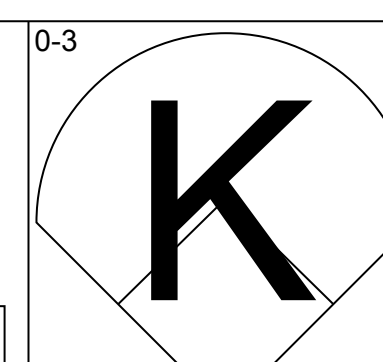
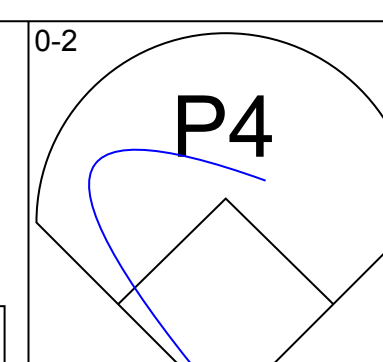
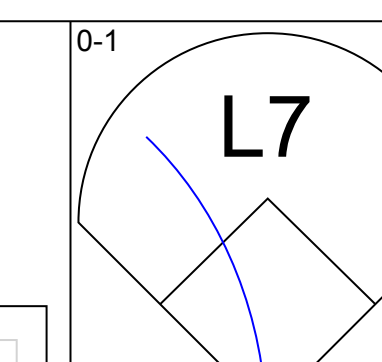
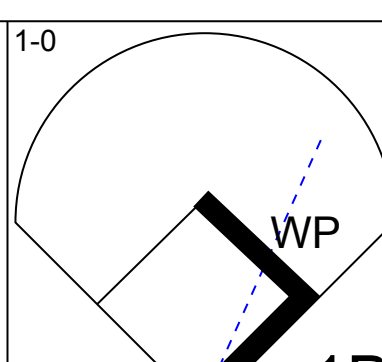
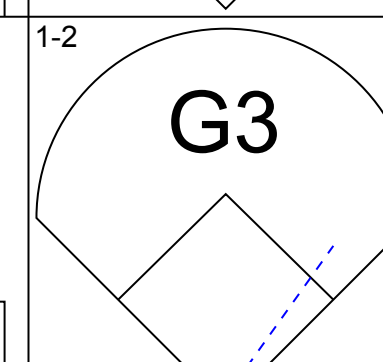
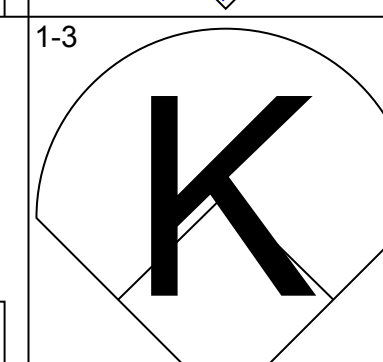
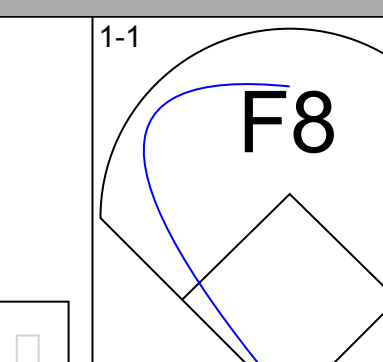
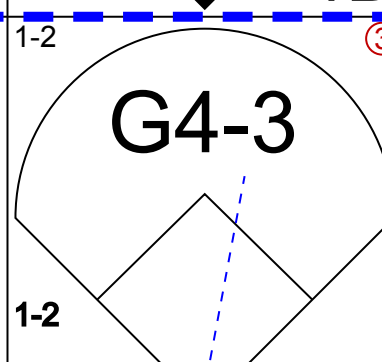
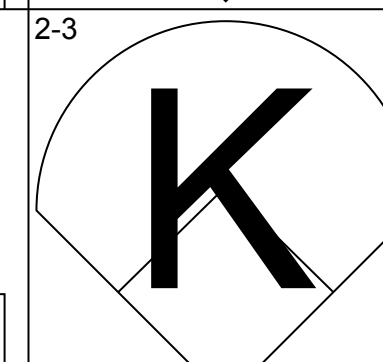
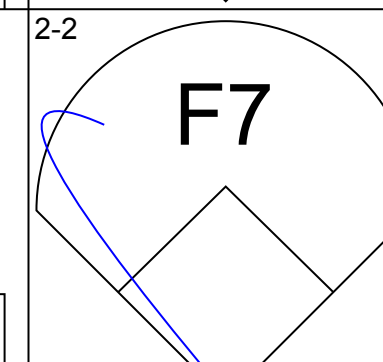
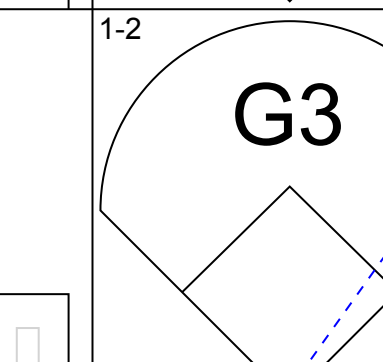
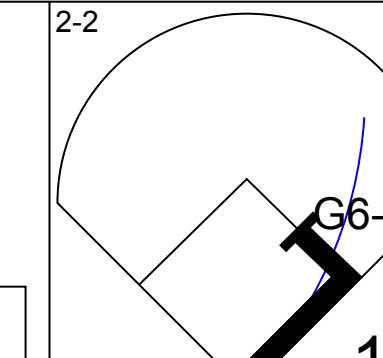
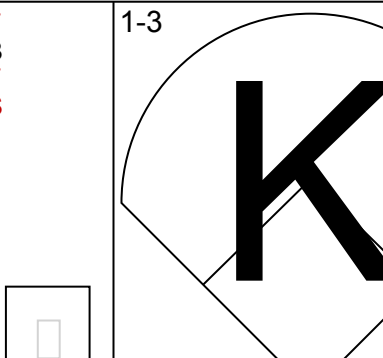
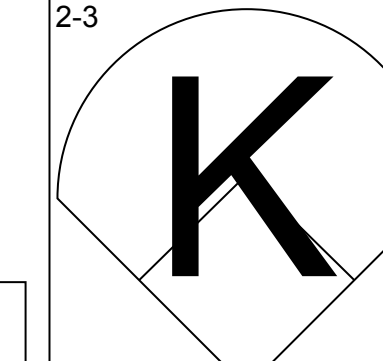
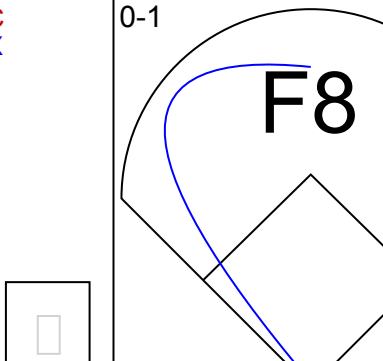
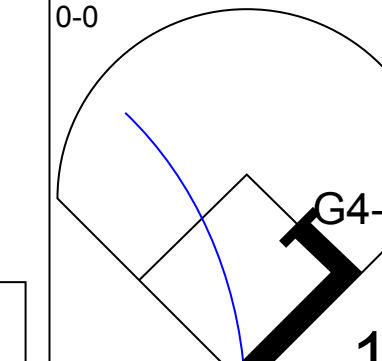
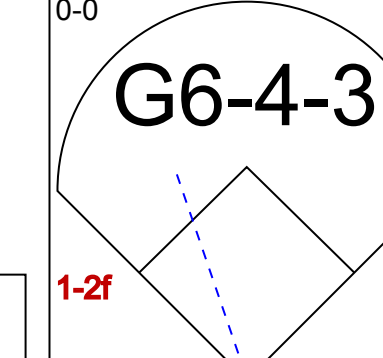
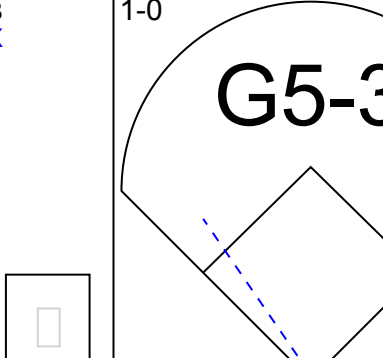
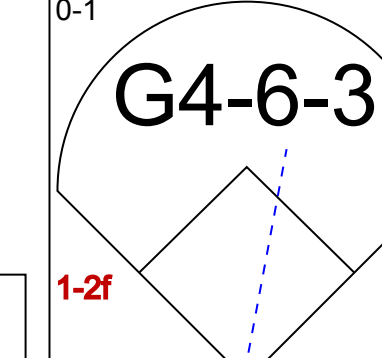
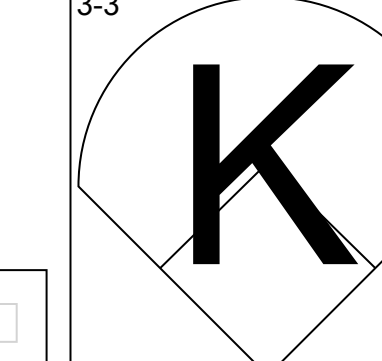
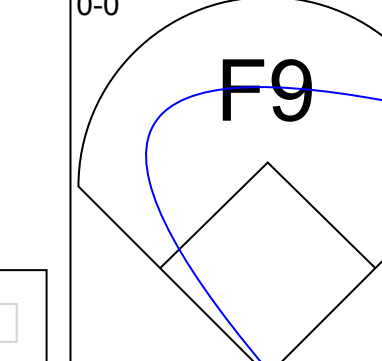
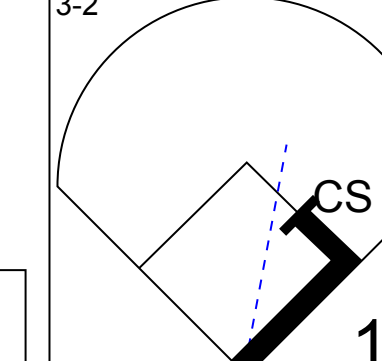
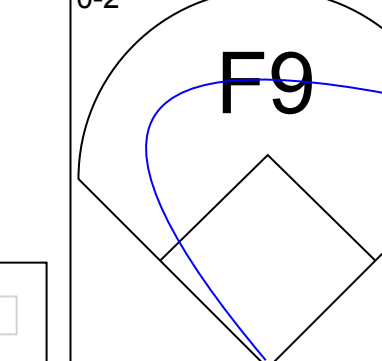
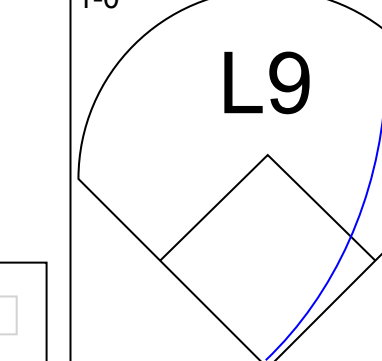
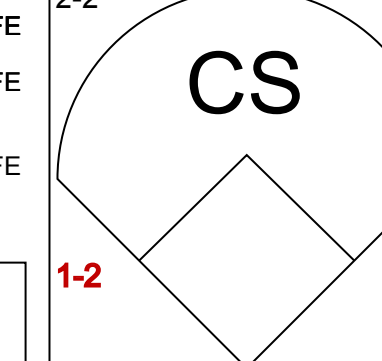
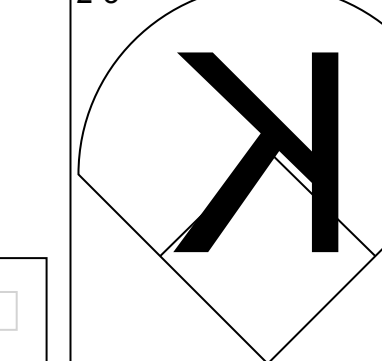
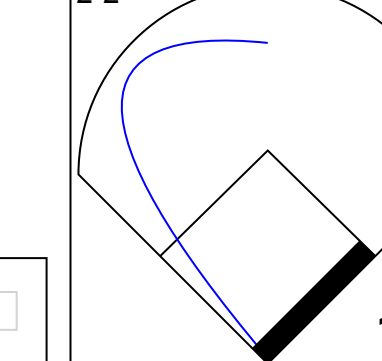
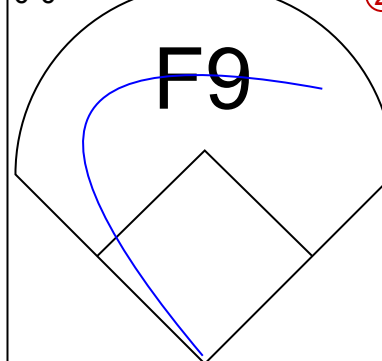
Batter	1	2	3	4	5	6	7	8	9	AB	R	H	RBI	BB	SO	LOB	BOTTOM								
Darin Erstad, L OBP: 0.307, SLG: 0.370 (1, 3)	F7									5	1	2	1	0	1	2	Oakland Athletics @ Anaheim Angels Edison International Field, Anaheim, CA Wed Sep 29 1999, 10:35 PM EDT Att: 17,596 - Unknown - 78 F								
Jim Edmonds, L OBP: 0.352, SLG: 0.444 (1, 8)	F9									5	1	2	2	0	0	2									
Mo Vaughn, L OBP: 0.356, SLG: 0.506 (1, 10)										4	1	2	2	1	0	0									
Tim Salmon, R OBP: 0.367, SLG: 0.456 (1, 9)	K									3	1	0	0	2	2	3									
Troy Glaus, R OBP: 0.328, SLG: 0.446 (1, 5)										3	1	1	1	1	2	2									
16 Garret Anderson, L OBP: 0.332, SLG: 0.463 (1, 7)										4	0	2	0	0	0	4									
Jeff Huson, L OBP: 0.312, SLG: 0.304 (1, 4)										3	1	1	0	1	0	3									
Bret Hemphill, S OBP: 0.304, SLG: 0.167 (1, 2)										2	0	0	1	0	0	4									
Gary Disarcina, R OBP: 0.272, SLG: 0.268 (1, 6)										4	1	2	0	0	1	0									
Inning Stats	R: 1 E: 0 K: 1 S: 8	H: 1 LOB: 0 BB: 0 P: 16	R: 0 E: 0 K: 1 S: 8	H: 1 LOB: 1 BB: 0 P: 13	R: 0 E: 0 K: 1 S: 9	H: 1 LOB: 0 BB: 0 P: 14	R: 0 E: 0 K: 0 S: 12	H: 0 LOB: 3 BB: 3 P: 26	R: 1 E: 0 K: 0 S: 9	H: 1 LOB: 0 BB: 0 P: 16	R: 2 E: 0 K: 1 S: 14	H: 3 LOB: 2 BB: 1 P: 28	R: 0 E: 0 K: 1 S: 8	H: 1 LOB: 2 BB: 1 P: 15	R: 3 E: 0 K: 1 S: 19	H: 4 LOB: 1 BB: 0 P: 29		1B: 7 2B: 3 3B: 0 HR: 2	SF: 1 SAC: 1 DP: 1 HBP: 0	WP: 0 PB: 0 SB: 0 CS: 0	PA: 40				
PITCHER	IP	WLS	BF	H	R	ER	SO	BB	IBB	HBP	BLK	WP	HR	S	P	ERA	WHIP								
Omar Olivares, R ERA: 4.16 (1, 1)	5.0		23	5	4	4	3	4	0	0	0	0	2	50	96	7.20	1.800								
Tim Kubinski, L ERA: 5.56 (6, 1)	1.0	B	7	3	0	0	1	0	1	0	0	0	0	11	22	0.00	3.000								
T.J. Mathews, R ERA: 3.88 (7, 1)	1.1	L	6	2	2	2	1	0	0	0	0	0	0	15	23	13.50	1.500								
Doug Jones, R ERA: 3.65 (8, 1)	0.2		4	2	1	1	1	0	0	0	0	0	0	11	16	13.50	3.000								

AB	33
R	7
H	12
RBI	7
BB	5
SO	6
LOB	20



Batter	1	2	3	4	5	6	7	8	9	AB	R	H	RBI	BB	SO	LOB	TOP								
Tom Goodwin, L OBP: 0.324, SLG: 0.342	L6		G4-3				G1-3			5	1	2	0	0	0	0	Texas Rangers @ Anaheim Angels Edison International Field, Anaheim, CA Sat Oct 02 1999, 10:05 PM EDT Att: 33,239 - Unknown - 65 F livebaseballscorecards.com								
Mark McLemore, S OBP: 0.363, SLG: 0.366	1B		K				P6			4	0	1	0	1	1	2									
Ivan Rodriguez, R Gregg Zaun, S OBP: 0.324, SLG: 0.333	1B				G5-3		SF9			3	0	1	1	0	0	0									
Juan Gonzalez, R Scarborough Green, S OBP: 0.364, SLG: 0.300	F8				G4-3					3	0	2	1	1	0	2									
Rafael Palmeiro, L Mike Simms, R OBP: 0.500, SLG: 0.500	F9				G4-3		F8			4	0	0	0	0	0	6									
Todd Zeile, R Scott Sheldon, R OBP: 0.354, SLG: 0.489	K				G6-3					4	0	0	0	0	1	2									
Roberto Kelly, R OBP: 0.355, SLG: 0.448	F7						P6			4	0	0	0	0	0	0									
Royce Clayton, R Jon Shave, R OBP: 0.346, SLG: 0.445	G1-3									3	1	2	1	0	0	0									
Luis Allicea, S OBP: 0.321, SLG: 0.323			G4-3							3	1	0	0	1	1	2									
Inning Stats	R: 0 E: 0 K: 0 S: 11	H: 2 LOB: 2 BB: 0 P: 19	R: 0 E: 0 K: 1 S: 10	H: 0 LOB: 0 BB: 0 P: 16	R: 0 E: 0 K: 1 S: 8	H: 0 LOB: 0 BB: 0 P: 15	R: 0 E: 0 K: 0 S: 10	H: 1 LOB: 1 BB: 0 P: 17	R: 3 E: 0 K: 0 S: 16	H: 3 LOB: 2 BB: 2 P: 30	R: 0 E: 0 K: 0 S: 12	H: 1 LOB: 1 BB: 0 P: 19	R: 0 E: 0 K: 0 S: 7	H: 0 LOB: 0 BB: 0 P: 8	R: 0 E: 0 K: 0 S: 8	H: 0 LOB: 1 BB: 1 P: 13		R: 0 E: 0 K: 1 S: 16	H: 2 LOB: 2 BB: 0 P: 24	1B: 7 2B: 1 3B: 0 HR: 1	SF: 1 SAC: 0 DP: 1 HBP: 0	WP: 0 PB: 0 SB: 0 CS: 0	PA: 38		
PITCHER	IP	WLS	BF	H	R	ER	SO	BB	IBB	HBP	BLK	WP	HR	S	P	ERA	WHIP								
Al Levine, R ERA: 3.39	(1, 1)	4.0	15	3	0	0	2	0	0	0	0	0	0	39	67	0.00	0.750								
Shigetoshi Hasegawa, R ERA: 4.91	(5, 1)	2.0	W	12	4	3	3	0	2	0	0	0	1	28	49	13.50	3.000								
Mark Petkovsek, R ERA: 3.47	(7, 1)	2.0	H	6	0	0	0	1	0	0	0	0	0	15	21	0.00	0.500								
Steve Mintz, R ERA: 3.6	(9, 1)	1.0		5	2	0	0	1	0	0	0	0	0	16	24	0.00	2.000								

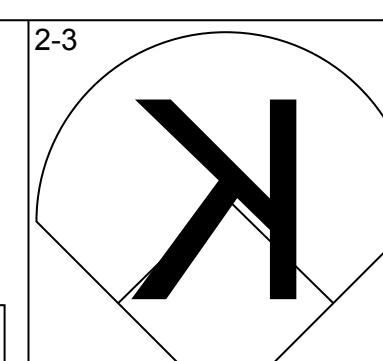
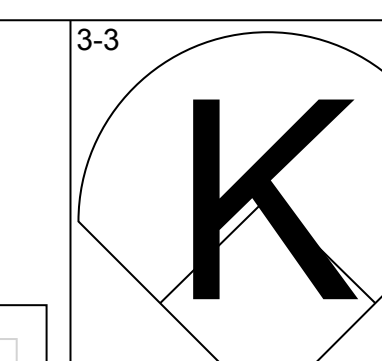
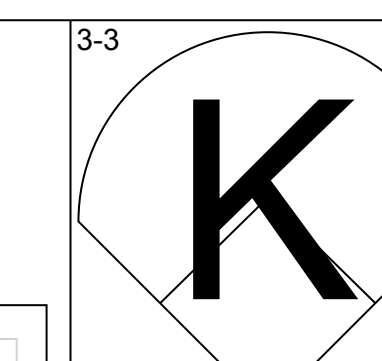
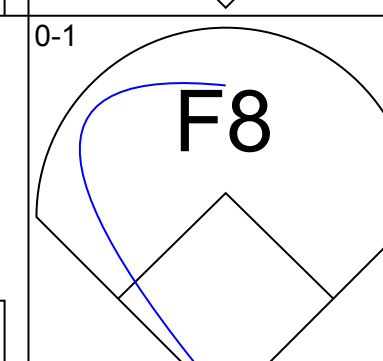
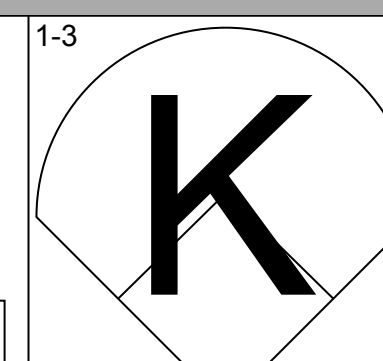
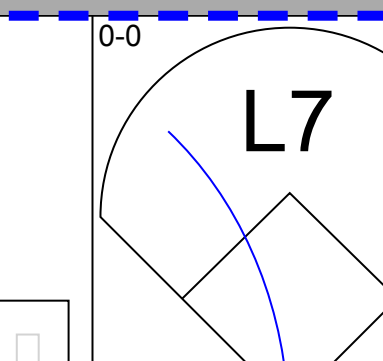
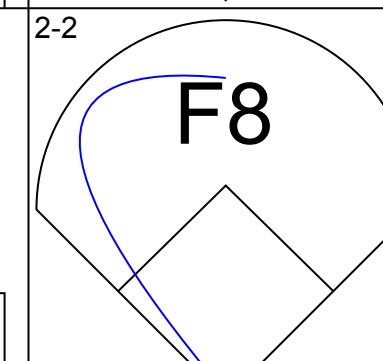
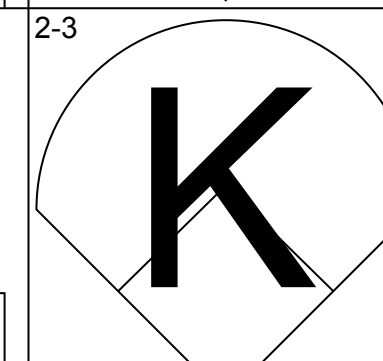
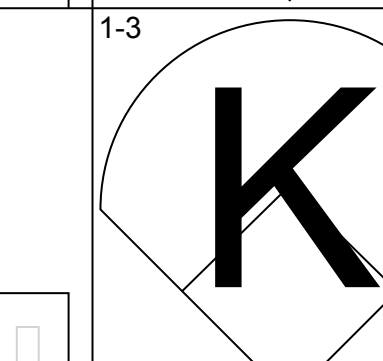
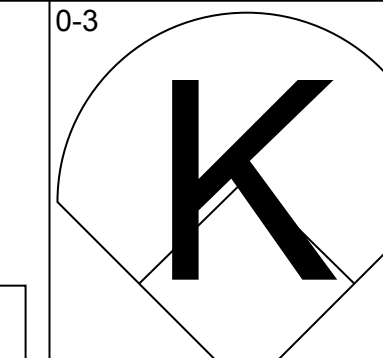
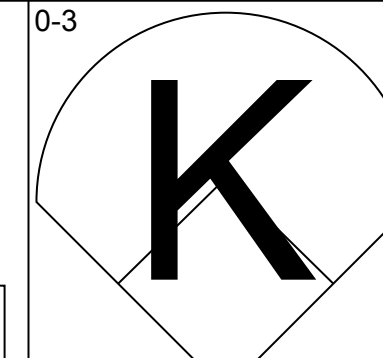
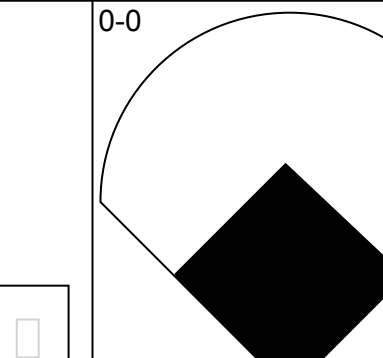
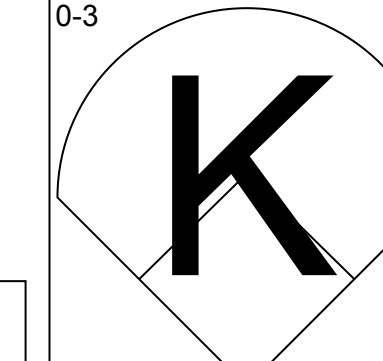
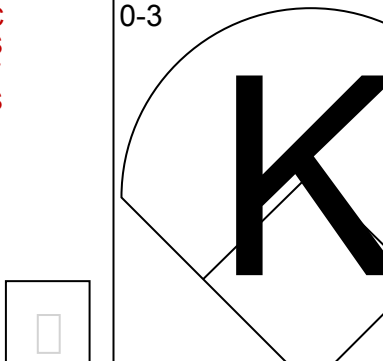
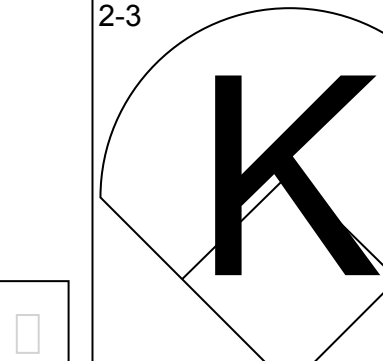
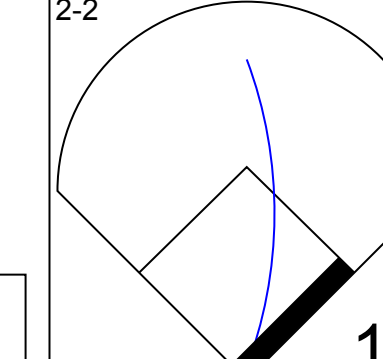
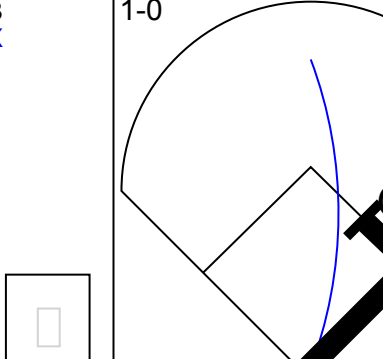
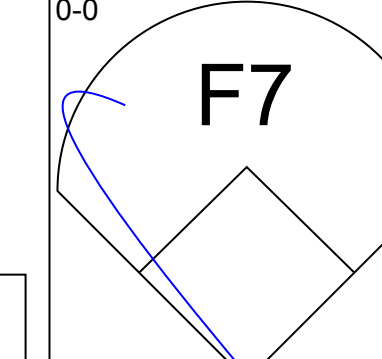
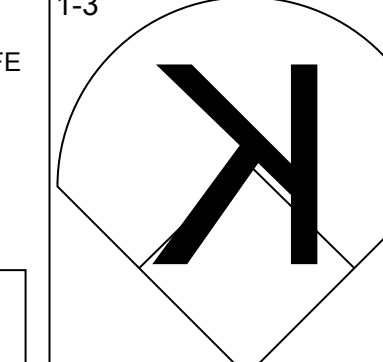
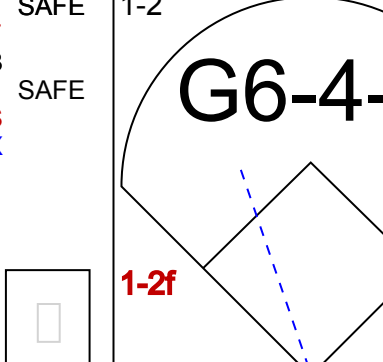
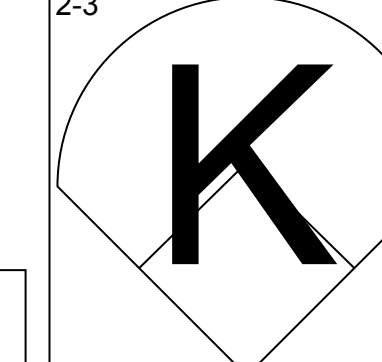
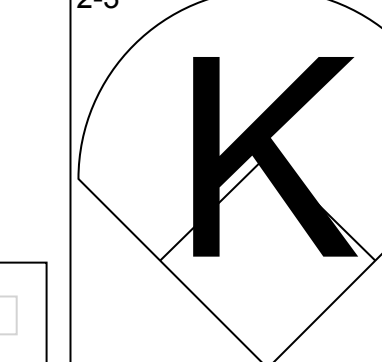
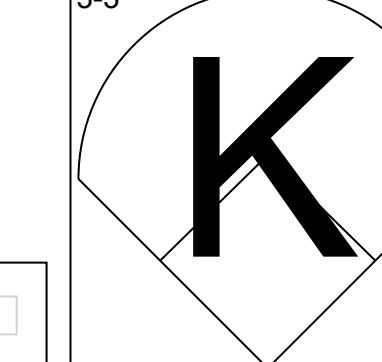
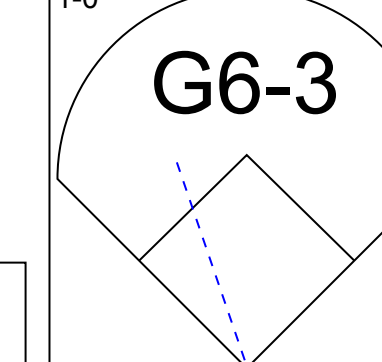
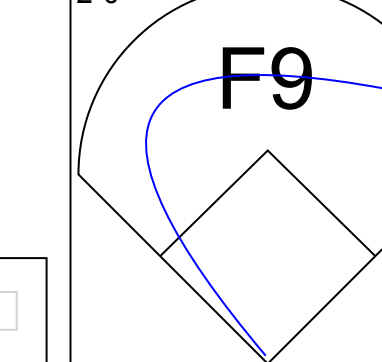
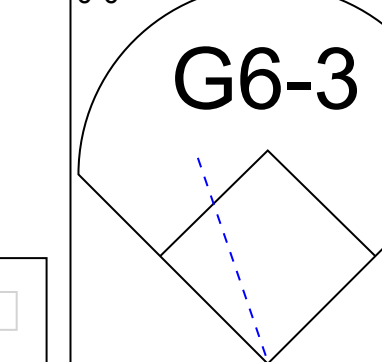
Batter	1	2	3	4	5	6	7	8	9	AB	R	H	RBI	BB	SO	LOB	BOTTOM								
Jeff DaVanon, S OBP: 0.316, SLG: 0.529	B4-3		P5				G1-3			6	1	2	2	0	0	3	Texas Rangers @ Anaheim Angels Edison International Field, Anaheim, CA Sat Oct 02 1999, 10:05 PM EDT Att: 33,239 - Unknown - 65 F livebaseballscorecards.com								
Jim Edmonds, L OBP: 0.343, SLG: 0.433	F7				L4		F9			6	1	2	1	0	0	2									
Mo Vaughn, L OBP: 0.360, SLG: 0.511	HR				HR					4	4	3	1	1	1	1									
Tim Salmon, R OBP: 0.372, SLG: 0.483	P6				HR					5	4	4	5	0	0	0									
Troy Glaus, R OBP: 0.333, SLG: 0.453	K				1B					2	2	0	0	3	1	2									
16 Garret Anderson, L OBP: 0.335, SLG: 0.468	F8				HBP					3	2	2	2	1	0	0									
Matt Walbeck, S OBP: 0.308, SLG: 0.306	G4-3				HBP					3	0	0	1	1	0	3									
Trent Durrington, R Jeff Huxton, L OBP: 0.242, SLG: 0.202	P4				K					2	0	0	0	0	1	2									
Jeff Huxton, L OBP: 0.307, SLG: 0.302			P4							1	0	0	2	0	0	1									
Andy Sheets, R OBP: 0.238, SLG: 0.277	G5-3				F8					5	1	1	0	0	0	2									
Inning Stats	R: 1 E: 0 K: 0 S: 7	H: 1 LOB: 0 BB: 0 P: 13	R: 0 E: 0 K: 1 S: 7	H: 0 LOB: 0 BB: 0 P: 11	R: 0 E: 0 K: 0 S: 10	H: 0 LOB: 0 BB: 0 P: 17	R: 2 E: 0 K: 1 S: 18	H: 2 LOB: 2 BB: 2 P: 39	R: 0 E: 0 K: 0 S: 5	H: 0 LOB: 0 BB: 0 P: 6	R: 2 E: 2 K: 0 S: 17	H: 2 LOB: 3 BB: 1 P: 32	R: 7 E: 0 K: 1 S: 17	H: 6 LOB: 1 BB: 2 P: 33	R: 0 E: 1 K: 0 S: 20	H: 3 LOB: 2 BB: 1 P: 29	R: 3 E: 1 K: 0 S: 16	H: 3 LOB: 2 BB: 1 P: 29	1B: 7 2B: 3 3B: 1 HR: 3	SF: 3 SAC: 0 DP: 0 HBP: 1	WP: 0 PB: 0 SB: 0 CS: 0	PA: 47			
PITCHER	IP	WLS	BF	H	R	ER	SO	BB	IBB	HBP	BLK	WP	HR	S	P	ERA	WHIP								
Rick Helling, R ERA: 4.84	(1, 1)	6.0	L	28	5	4	2	2	1	1	0	0	0	4	6	6.00	1.167								
Mike Munoz, L ERA: 3.53	(7, 1)	0.0		2	2	2	0	0	0	0	0	0	0	4	6	∞	∞								
Danny Patterson, R ERA: 5.67	(7, 1)	0.2		7	3	4	4	0	2	0	0	0	0	1	9	54.00	7.500								
Doug Davis, L ERA: 33.75	(7, 1)	0.1		2	1	1	1	1	0	0	0	0	0	4	5	27.00	3.000								
John Wetteland, R ERA: 3.68	(8, 1)	1.0		8	3	3	2	0	1	0	0	0	0	20	29	18.00	4.000								

Batter	1	2	3	4	5	6	7	8	9	AB	R	H	RBI	BB	SO	LOB	TOP					
Tom Goodwin, L (1, 8) OBP: 0.324, SLG: 0.341									 1B	4	0	1	0	0	1	1						
Ivan Rodriguez, R (1, 10) OBP: 0.356, SLG: 0.558									 1-2	4	0	0	0	0	1	1						
Rafael Palmeiro, L (1, 3) OBP: 0.420, SLG: 0.630										3	0	0	0	0	1	0						
Juan Gonzalez, R (1, 9) OBP: 0.378, SLG: 0.601		 1B								3	0	1	0	0	1	0						
Mike Simms, R (8, 9) OBP: 0.500, SLG: 0.500										0	0	0	0	0	0	0						
Todd Zeile, R (1, 5) OBP: 0.354, SLG: 0.488									 1B	3	0	1	0	0	1	1						
Luis Alicaia, S (1, 4) OBP: 0.316, SLG: 0.317		 1-2							 1-2	3	0	0	0	0	2							
Scarborough Green, S (1, 7) OBP: 0.357, SLG: 0.356									 1B	3	0	1	0	0	1	0						
Gregg Zaun, S (1, 2) OBP: 0.314, SLG: 0.323									 1-2	3	0	0	0	0	0	0						
Jon Shave, R (1, 6) OBP: 0.350, SLG: 0.342						 1B				3	0	1	0	0	1	0						
Inning Stats	R: 0 H: 0 E: 0 K: 2 S: 12	H: 0 LOB: 0 BB: 0 P: 15	R: 0 H: 1 E: 0 K: 1 S: 7	LOB: 0 BB: 0 P: 11	R: 0 H: 0 E: 0 K: 2 S: 10	LOB: 0 BB: 0 P: 15	R: 0 H: 0 E: 0 K: 1 S: 9	LOB: 0 BB: 0 P: 12	R: 0 H: 0 E: 0 K: 1 S: 6	LOB: 0 BB: 0 P: 8	R: 0 H: 1 E: 0 K: 0 S: 7	LOB: 1 BB: 0 P: 10	R: 0 H: 0 E: 0 K: 0 S: 6	LOB: 0 BB: 0 P: 9	R: 0 H: 2 E: 0 K: 0 S: 8	LOB: 0 BB: 0 P: 13	R: 0 H: 1 E: 0 K: 0 S: 8	LOB: 1 BB: 0 P: 9	1B: 5 2B: 0 3B: 0 HR: 0	SF: 0 SAC: 0 DP: 2 HBP: 0	WP: 1 PB: 0 SB: 0 CS: 1	PA: 30
PITCHER	IP	WLS	BF	H	R	ER	SO	BB	IBB	HBP	BLK	WP	HR	S	P	ERA	WHIP					
Jarrod Washburn, L (1, 1) ERA: 5.25	8.2	W	28	5	0	0	7	0	0	0	0	0	0	68	97	0.00	0.577					
Lou Pote, R (9, 1) ERA: 2.15	0.1	S	1	0	0	0	0	0	0	0	0	1	0	5	5	0.00	0.000					

Texas Rangers @ Anaheim Angels
Edison International Field, Anaheim, CA
Sun Oct 03 1999, 4:05 PM EDT
Att: 23,556 - Sunny - 78 F

AB	29
R	0
H	5
RBI	0
BB	0
SO	7
LOB	5



Batter	1	2	3	4	5	6	7	8	9	AB	R	H	RBI	BB	SO	LOB	BOTTOM				
Jeff DaVanon, S (1, 10) OBP: 0.273, SLG: 0.450										3	0	0	0	0	3	0					
Jim Edmonds, L (1, 8) OBP: 0.339, SLG: 0.426										3	0	0	0	0	1	0					
Mo Vaughn, L (1, 3) OBP: 0.358, SLG: 0.508										3	0	0	0	0	2	0					
Tim Salmon, R (1, 9) OBP: 0.372, SLG: 0.490										3	1	1	1	0	2	0					
Troy Glaus, R (1, 5) OBP: 0.331, SLG: 0.450										3	0	0	0	0	3	0					
16 Garret Anderson, L (1, 7) OBP: 0.336, SLG: 0.469					 1B					3	0	2	0	0	0	0					
Bret Hemphill, S (1, 2) OBP: 0.269, SLG: 0.143					 1-2					3	0	0	0	0	2	2					
Trent Durrington, R (1, 4) OBP: 0.237, SLG: 0.197										3	0	0	0	0	2	0					
Andy Sheets, R (1, 6) OBP: 0.236, SLG: 0.275										2	0	0	0	0	0	0					
Inning Stats	R: 0 H: 0 E: 0 K: 1 S: 8	H: 1 LOB: 0 BB: 0 P: 12	R: 0 H: 0 E: 0 K: 3 S: 12	LOB: 1 BB: 0 P: 15	R: 0 H: 0 E: 0 K: 2 S: 7	LOB: 0 BB: 0 P: 14	R: 0 H: 0 E: 0 K: 3 S: 10	LOB: 0 BB: 0 P: 13	R: 0 H: 1 E: 0 K: 1 S: 8	LOB: 0 BB: 0 P: 10	R: 0 H: 0 E: 0 K: 2 S: 8	LOB: 0 BB: 0 P: 14	R: 1 H: 1 E: 0 K: 2 S: 11	LOB: 0 BB: 0 P: 14	R: 0 H: 0 E: 0 K: 1 S: 5	LOB: 0 BB: 0 P: 8	1B: 2 2B: 0 3B: 0 HR: 1	SF: 0 SAC: 0 DP: 1 HBP: 0	WP: 0 PB: 0 SB: 0 CS: 0	PA: 26	
PITCHER	IP	WLS	BF	H	R	ER	SO	BB	IBB	HBP	BLK	WP	HR	S	P	ERA	WHIP				
40 Matt Perisho, L (1, 1) ERA: 2.61	6.0	L	19	2	0	0	12	0	0	0	0	0	0	53	78	0.00	0.333				
Mike Morgan, R (7, 1) ERA: 6.24	1.0	L	4	1	1	1	2	0	0	0	0	0	1	11	14	9.00	1.000				
Jeff Fassero, L (8, 1) ERA: 7.2	1.0		3	0	0	0	1	0	0	0	0	0	0	5	8	0.00	0.000				

Texas Rangers @ Anaheim Angels
Edison International Field, Anaheim, CA
Sun Oct 03 1999, 4:05 PM EDT
Att: 23,556 - Sunny - 78 F

AB	26
R	1
H	3
RBI	1
BB	0
SO	15
LOB	2

