

Anaheim Angels - 2001

Batter	1	2	3	4	5	6	7	8	9	AB	R	H	RBI	BB	SO	LOB	TOP			
Darin Erstad, L (1, 8) OBP: 0.444, SLG: 0.625	4-1 BB 1B BB	1-3 K		0-3 K			0-1 L9		0-2 G1-3	4	0	0	0	1	2	5				
Benji Gil, R (1, 6) OBP: 0.296, SLG: 0.296	1-2 16 L4-6 BB	1-3 K			1-1 F8		3-2 1B		2-2 HR	4	0	2	0	0	1	3				
Orlando Palmeiro, L (9, PH) OBP: 0.500, SLG: 2.000	1-2 1B								2-H HR	0	0	0	0	0	0	0				
Tim Salmon, R (1, 9) OBP: 0.222, SLG: 0.556	2-3 K		2-1 G5-3		1-0 L5		1-3 K		1-1 HR	5	1	1	1	0	2	3				
Troy Glaus, R (1, 5) OBP: 0.556, SLG: 0.667	4-2 1B 2-3 BB		4-1 BB		4-0 16 FC5-4 BB		2-1 L7		0-1 2B	2	0	1	0	3	0	1				
16 Garret Anderson, L (1, 7) OBP: 0.222, SLG: 0.125	1-0 L4-6		1-3 K		2-2 FC5-4		0-1 F9		0-0 F7	5	0	0	0	0	1	6				
Glenallen Hill, R (1, 10)		1-0 E5 1B	1-3 K		1-3 K		0-1 F7			4	0	0	0	0	2	1				
Bengie Molina, R (1, 2) OBP: 0.250, SLG: 0.250		4-2 1B BB		0-2 F9		0-0 G1-3		1-1 G6-3		3	0	0	0	1	0	0				
Scott Spiezio, S (1, 3) OBP: 0.571, SLG: 0.667		1-1 F8		1-0 1B		4-0 FC6-4 BB		3-2 G1-3 HR		3	1	2	0	1	0	2				
David Eckstein, R (1, 4) OBP: 0.333, SLG: 0.333		2-1 1B		2-2 F7		1-1 FC6-4		0-0 F7		3	0	1	0	0	0	2				
Wally Joyner, L (9, PH)	1-2 2-3 1B									1	0	0	0	0	0	1				
Inning Stats	R: 0 E: 0 K: 1 S: 12	H: 1 LOB: 2 BB: 2 P: 24	R: 0 E: 1 K: 2 S: 15	H: 1 LOB: 3 BB: 1 P: 25	R: 0 E: 0 K: 2 S: 9	H: 0 LOB: 1 BB: 1 P: 17	R: 0 E: 0 K: 1 S: 10	H: 1 LOB: 1 BB: 0 P: 13	R: 0 E: 0 K: 0 S: 6	H: 0 LOB: 1 BB: 1 P: 14	R: 0 E: 0 K: 1 S: 11	H: 1 LOB: 1 BB: 0 P: 17	R: 0 E: 0 K: 0 S: 6	H: 0 LOB: 0 BB: 0 P: 7	R: 3 E: 0 K: 0 S: 16	H: 4 LOB: 1 BB: 0 P: 22	1B: 5 2B: 2 3B: 0 HR: 2	SF: 0 SAC: 0 DP: 1 HBP: 0	WP: 0 PB: 0 SB: 0 CS: 0	PA: 41
PITCHER	IP WLS BF H R ER SO BB IBB HBP BLK WP HR S P ERA WHIP																			
Darren Oliver, L (1, 1) ERA: 10.8	5.0 W 23 3 0 0 0 6 5 0 0 0 0 0 0 0 0 52 93 0.00 1.600																			
Pat Mahomes, R (6, 1) ERA: 23.63	1.0 4 0 0 0 1 1 0 0 0 0 0 0 0 0 6 12 0.00 1.000																			
Mark Petkovsek, R (7, 1) ERA: 23.63	2.2 13 5 3 3 1 0 0 0 0 0 0 2 32 45 10.12 1.875																			
59 Jeff Zimmerman, R (9, 1) ERA: 0.000	0.1 1 0 0 0 0 0 0 0 0 0 0 0 0 1 1 0.00 0.000																			

Anaheim Angels @ Texas Rangers
The Ballpark at Arlington, Arlington, TX
Wed Apr 04 2001, 8:05 PM EDT
Att: 34,321 - Cloudy - 81 F

livebaseballscorecards.com

AB 35
R 3
H 8
RBI 3
BB 6
SO 8
LOB 24



Batter	1	2	3	4	5	6	7	8	9	AB	R	H	RBI	BB	SO	LOB	BOTTOM			
29 Rusty Greer, L (1, 7) OBP: 0.308, SLG: 0.300	4-1 2B SF8 BB	2-2 L7		0-2 G3		1-0 2B				3	1	1	0	1	0	2				
Randy Velarde, R (1, 4) OBP: 0.333, SLG: 0.583	1-2 2B		0-2 G5-3		0-0 F8 HR		3-3 K			4	1	2	0	0	1	1				
Alex Rodriguez, R (1, 6) OBP: 0.333, SLG: 0.333	0-0 P4		0-2 G3 1B		2-2 P4		2-3 K			4	1	1	0	0	1	3				
Rafael Palmeiro, L (1, 3) OBP: 0.333, SLG: 0.250	2-2 SF8		2-1 G3		4-2 HR BB		1-2 G1-3			2	1	0	1	1	0	1				
Ivan Rodriguez, R (1, 2) OBP: 0.333, SLG: 0.667	1-1 F8		2-1 1B		2-1 F8		1-2 HR			4	1	2	2	0	0	3				
Andres Galaraga, R (1, 10) OBP: 0.273, SLG: 0.600		0-1 P4	3-3 K		3-0 HR		2-3 K			4	1	1	3	0	2	1				
Ken Caminiti, S (1, 5) OBP: 0.455, SLG: 0.444		4-2 1B SF8 BB		1-3 K		1-H 3-H 2-2 F7		2-2 G4-3		3	1	0	0	1	1	0				
Chad Curtis, R (1, 8) OBP: 0.571, SLG: 0.400		1-2 1B		4-2 FC6-4 BB		0-2 L6		0-0 G4-3		3	0	1	0	1	0	0				
Ruben Mateo, R (1, 9) OBP: 0.273, SLG: 0.600		1-1 SF8		1-0 FC6-4		0-2 P5		2-2 G1-3		3	0	0	1	0	0	1				
Inning Stats	R: 1 E: 0 K: 0 S: 10	H: 1 LOB: 1 BB: 1 P: 18	R: 0 E: 0 K: 0 S: 13	H: 1 LOB: 1 BB: 1 P: 21	R: 1 E: 0 K: 1 S: 14	H: 2 LOB: 0 BB: 0 P: 21	R: 0 E: 0 K: 1 S: 10	H: 0 LOB: 1 BB: 1 P: 16	R: 3 E: 0 K: 0 S: 13	H: 2 LOB: 0 BB: 1 P: 26	R: 0 E: 0 K: 1 S: 10	H: 1 LOB: 0 BB: 0 P: 14	R: 1 E: 0 K: 2 S: 13	H: 1 LOB: 0 BB: 0 P: 19	R: 0 E: 0 K: 0 S: 12	H: 0 LOB: 0 BB: 0 P: 16	1B: 3 2B: 3 3B: 0 HR: 2	SF: 2 SAC: 0 DP: 0 HBP: 0	WP: 0 PB: 0 SB: 0 CS: 0	PA: 36
PITCHER	IP WLS BF H R ER SO BB IBB HBP BLK WP HR S P ERA WHIP																			
Pat Rapp, R (1, 1) ERA: 10.8	5.0 L 25 6 6 6 2 4 0 0 0 0 0 0 0 10 14 0.00 1.000																			
Al Levine, R (6, 1) ERA: 4.5	1.0 4 1 0 0 1 0 0 0 0 0 0 0 10 14 0.00 1.000																			
Lou Pote, R (7, 1) ERA: 4.5	2.0 7 1 1 1 2 0 0 0 0 0 0 1 25 35 4.50 0.500																			

Anaheim Angels @ Texas Rangers
The Ballpark at Arlington, Arlington, TX
Wed Apr 04 2001, 8:05 PM EDT
Att: 34,321 - Cloudy - 81 F

livebaseballscorecards.com

AB 30
R 7
H 8
RBI 7
BB 4
SO 5
LOB 12



Batter	1	2	3	4	5	6	7	8	9	AB	R	H	RBI	BB	SO	LOB	TOP					
Darin Erstad, L (1, 8) OBP: 0.429, SLG: 0.500	G4-3		L8				F8		BB 1B IBB	4	1	1	0	1	0	1						
Orlando Palmeiro, L (1, 9) OBP: 0.286, SLG: 0.714	F8			F8	B1-3		G4-3		BB 1B	5	1	1	1	0	0	1						
Troy Glaus, R (1, 5) OBP: 0.571, SLG: 1.200	F8			HR			HR		BB	4	2	2	2	1	1	0						
16 Garret Anderson, L (1, 7) OBP: 0.286, SLG: 0.385		G3-1		G3-1		1B	F9		1B	5	1	2	2	0	0	0						
Wally Joyner, L (1, 3) Shawn Wooten, R (9, PH)	G6-3			HR		1B HR 1B			HR	4	2	2	2	0	1	0						
Glenallen Hill, R (1, 10) OBP: 0.154, SLG: 0.154	K			1B		HR 1B		F9	F7	5	1	2	0	0	1	2						
Jorge Fabregas, L (1, 2) OBP: 0.500, SLG: 1.250			FC5-4 1B	F9		HR		K		4	1	2	3	0	1	1						
David Eckstein, R (1, 4) OBP: 0.300, SLG: 0.300			FC5-4 G1-3		G3	K			SH5-4 1B	4	1	1	0	0	1	1						
Jose Nieves, R (1, 6)	G1-3		G1-3	L5		K			SH5-4	3	0	0	0	0	1	1						
Inning Stats	R: 0 E: 0 K: 0 S: 9	H: 0 LOB: 0 BB: 0 P: 15	R: 0 E: 0 K: 1 S: 8	H: 0 LOB: 0 BB: 0 P: 10	R: 0 E: 0 K: 0 S: 10	H: 1 LOB: 1 BB: 0 P: 14	R: 2 E: 0 K: 0 S: 16	H: 3 LOB: 1 BB: 0 P: 23	R: 0 E: 0 K: 0 S: 9	H: 1 LOB: 1 BB: 0 P: 15	R: 4 E: 0 K: 3 S: 24	H: 4 LOB: 0 BB: 0 P: 29	R: 1 E: 0 K: 0 S: 11	H: 1 LOB: 0 BB: 0 P: 16	R: 0 E: 0 K: 2 S: 7	H: 0 LOB: 0 BB: 0 P: 9	R: 3 E: 0 K: 1 S: 17	H: 3 LOB: 2 BB: 2 P: 34	1B: 8 2B: 0 3B: 1 HR: 4	SF: 0 SAC: 1 DP: 0 HBP: 0	WP: 0 PB: 0 SB: 0 CS: 0	PA: 42
PITCHER	IP WLS BF H R ER SO BB IBB HBP BLK WP HR S P ERA WHIP																					
Ryan Glynn, R (1, 1) ERA: 8.44	5.1 L 24 8 5 5 2 0 0 0 0 0 2 63 89 8.44 1.500																					
Jeff Brantley, R (6, 1) ERA: 6.75	1.2 7 2 2 2 2 0 0 0 0 0 2 24 33 10.80 1.200																					
Jonathan Johnson, R (8, 1) ERA: 13.5	2.0 11 3 3 3 3 1 1 0 0 0 0 24 43 13.50 2.000																					

Anaheim Angels @ Texas Rangers
The Ballpark at Arlington, Arlington, TX
Thu Apr 05 2001, 8:05 PM EDT
Att: 34,120 - Cloudy - 77 F

AB 39
R 10
H 13
RBI 10
BB 2
SO 7
LOB 9





Batter	1	2	3	4	5	6	7	8	9	AB	R	H	RBI	BB	SO	LOB	BOTTOM					
29 Rusty Greer, L (1, 7) OBP: 0.294, SLG: 0.286	F8		FC6-4 1B				F8			4	0	1	0	0	1	2						
Randy Velarde, R (1, 4) OBP: 0.375, SLG: 0.813			K			K		HR		4	1	2	1	0	2	1						
Alex Rodriguez, R (1, 6) OBP: 0.250, SLG: 0.250	F8		FC6-4 CS			F7		E6		4	0	0	0	0	0	2						
Rafael Palmeiro, L (1, 3) OBP: 0.250, SLG: 0.167	K		CS		F7	E1		F8		4	0	0	0	0	1	2						
Ivan Rodriguez, R (1, 2) OBP: 0.313, SLG: 0.533			K		HBP	K		F9		3	0	0	0	0	2	2						
Andres Galaraga, R (1, 10) OBP: 0.200, SLG: 0.429		K		G6-3			F8	F8		4	0	0	0	0	1	2						
Ken Caminiti, S (1, 5) OBP: 0.467, SLG: 0.364			HR BB		K		FC6-4 BB		G3	2	1	0	0	2	1	1						
Chad Curtis, R (1, 8) OBP: 0.455, SLG: 0.667		HR				K		FC6-4 1B	G4-3	4	1	1	2	0	1	1						
Ruben Mateo, R (1, 9) OBP: 0.267, SLG: 0.500		K			G3-1		K		K	4	0	1	0	0	2	0						
Inning Stats	R: 0 E: 0 K: 1 S: 8	H: 1 LOB: 1 BB: 0 P: 12	R: 2 E: 0 K: 3 S: 11	H: 1 LOB: 0 BB: 1 P: 20	R: 0 E: 0 K: 1 S: 9	H: 1 LOB: 0 BB: 0 P: 14	R: 0 E: 0 K: 1 S: 10	H: 0 LOB: 1 BB: 0 P: 17	R: 0 E: 0 K: 2 S: 9	H: 0 LOB: 0 BB: 0 P: 15	R: 0 E: 1 K: 2 S: 10	H: 0 LOB: 1 BB: 0 P: 15	R: 0 E: 0 K: 0 S: 7	H: 1 LOB: 2 BB: 1 P: 14	R: 1 E: 1 K: 0 S: 8	H: 1 LOB: 0 BB: 0 P: 15	R: 0 E: 0 K: 1 S: 10	H: 0 LOB: 0 BB: 0 P: 16	1B: 2 2B: 1 3B: 0 HR: 2	SF: 0 SAC: 0 DP: 0 HBP: 1	WP: 0 PB: 0 SB: 1 CS: 1	PA: 37
PITCHER	IP WLS BF H R ER SO BB IBB HBP BLK WP HR S P ERA WHIP																					
Ramon Ortiz, R (1, 1) ERA: 2.57	7.0 W 28 4 2 2 10 2 0 1 0 0 0 1 64 107 2.57 0.857																					
Ben Weber, R (8, 1) ERA: 4.5	1.0 5 1 1 1 0 0 0 0 0 0 1 8 15 9.00 1.000																					
Shigetoshi Hasegawa, R (9, 1) ERA:	1.0 3 0 0 0 1 0 0 0 0 0 0 10 16 0.00 0.000																					

Anaheim Angels @ Texas Rangers
The Ballpark at Arlington, Arlington, TX
Thu Apr 05 2001, 8:05 PM EDT
Att: 34,120 - Cloudy - 77 F

AB 33
R 3
H 5
RBI 3
BB 2
SO 11
LOB 13



Batter	1	2	3	4	5	6	7	8	9	AB	R	H	RBI	BB	SO	LOB	TOP											
Darin Erstad, L OBP: 0.435, SLG: 0.421	G6-3			K		G3		G3		4	0	0	0	0	1	2	Anaheim Angels @ Oakland Athletics Network Associates Coliseum, Oakland, CA Sat Apr 07 2001, 4:05 PM EDT Att: 21,398 - Overcast - 53 F AB 30 R 2 H 3 RBI 2 BB 1 SO 12 LOB 3 											
Orlando Palmeiro, L OBP: 0.273, SLG: 0.500	G1-3			WP HR BB		F7		G1-3		3	1	0	0	1	0	0												
Tim Salmon, R OBP: 0.167, SLG: 0.294	K			K				K		4	0	0	0	0	4	1												
Troy Glaus, R OBP: 0.478, SLG: 0.944		F8		1-H HR				K		4	1	1	2	0	1	0												
16 Garret Anderson, L OBP: 0.286, SLG: 0.316	F7			K				K		3	0	0	0	0	2	0												
Wally Joyner, L OBP: 0.250, SLG: 0.625	F8					F7		G3		3	0	0	0	0	0	0												
Jorge Fabregas, L OBP: 0.286, SLG: 0.714			G5-3		K2-3			F7		3	0	0	0	0	1	0												
David Eckstein, R OBP: 0.412, SLG: 0.471			K		K			1B 1B		3	0	1	0	0	2	0												
Jose Nieves, R			K					G6-3		2	0	0	0	0	1	0												
Scott Spiezio, S OBP: 0.500, SLG: 0.500								1-3 1B		1	0	1	0	0	0	0												
Benji Gil, R OBP: 0.167, SLG: 0.167										0	0	0	0	0	0	0												
Inning Stats	R: 0 E: 0 K: 1 S: 8	H: 0 LOB: 0 BB: 0 P: 11	R: 0 E: 0 K: 0 S: 4	H: 0 LOB: 0 BB: 0 P: 7	R: 0 E: 0 K: 2 S: 7	H: 0 LOB: 0 BB: 0 P: 10	R: 2 E: 0 K: 3 S: 12	H: 1 LOB: 0 BB: 1 P: 19	R: 0 E: 0 K: 2 S: 9	H: 0 LOB: 0 BB: 0 P: 13	R: 0 E: 0 K: 0 S: 9	H: 0 LOB: 0 BB: 0 P: 12	R: 0 E: 0 K: 3 S: 11	H: 0 LOB: 0 BB: 0 P: 14	R: 0 E: 0 K: 0 S: 12	H: 2 LOB: 2 BB: 0 P: 15	R: 0 E: 0 K: 1 S: 9	H: 0 LOB: 0 BB: 0 P: 11	1B: 2 2B: 0 3B: 0 HR: 1	SF: 0 SAC: 0 DP: 0 HBP: 0	WP: 1 PB: 0 SB: 0 CS: 0	PA: 31						
PITCHER	IP	WLS	BF	H	R	ER	SO	BB	IBB	HBP	BLK	WP	HR	S	P	ERA	WHIP											
Tim Hudson, R ERA: 2.77	(1, 1)	8.0	W	28	3	2	2	11	1	0	0	0	1	1	72	101	2.25	0.500										
Jason Isringhausen, R ERA:	(9, 1)	1.0	S	3	0	0	0	1	0	0	0	0	0	0	9	11	0.00	0.000										

Batter	1	2	3	4	5	6	7	8	9	AB	R	H	RBI	BB	SO	LOB	BOTTOM										
Johnny Damon, L OBP: 0.273, SLG: 0.111	G5-3			K			B1-4			3	0	0	0	1	1	1	Anaheim Angels @ Oakland Athletics Network Associates Coliseum, Oakland, CA Sat Apr 07 2001, 4:05 PM EDT Att: 21,398 - Overcast - 53 F AB 29 R 4 H 5 RBI 2 BB 7 SO 4 LOB 20 										
Jose Ortiz, R OBP: 0.273, SLG: 0.286	G4-3		F8		F9		G5-3			4	0	0	0	0	0	1											
Jason Giambi, L OBP: 0.619, SLG: 0.571	BB		1B		BB		G4-3			2	0	1	0	2	0	0											
Olmedo Saenz, R OBP: 0.286, SLG: 0.421	BB		P4		K		FC5-4 1B			3	0	1	0	1	1	3											
Ryan Christenson, R	BB							E5 E		0	1	0	0	0	0	0											
3 Eric Chavez, L OBP: 0.250, SLG: 0.167	K		K			WP E 1B		G1-3		4	2	1	0	0	2	4											
Miguel Tejada, R OBP: 0.250, SLG: 0.444		G1-6-3 1B BB		L7		L7		G1-3		3	1	0	0	1	0	4											
Terrence Long, L OBP: 0.300, SLG: 0.278		G1-6-3 1B		L6		BB SAFE		FC5-4 IBB		2	0	1	0	2	0	0											
Jeremy Giambi, L OBP: 0.214, SLG: 0.154		G1-6-3		G6-3		F7		FC5-4		4	0	0	1	0	0	4											
Ramon Hernandez, R OBP: 0.263, SLG: 0.316		1B		F8		F3		G5-3		4	0	1	1	0	0	3											
Inning Stats	R: 0 E: 0 K: 1 S: 10	H: 0 LOB: 2 BB: 2 P: 22	R: 1 E: 0 K: 1 S: 11	H: 2 LOB: 1 BB: 1 P: 19	R: 0 E: 0 K: 1 S: 11	H: 1 LOB: 1 BB: 0 P: 14	R: 0 E: 0 K: 0 S: 6	H: 0 LOB: 0 BB: 0 P: 8	R: 0 E: 0 K: 1 S: 8	H: 0 LOB: 2 BB: 2 P: 18	R: 1 E: 1 K: 0 S: 9	H: 1 LOB: 1 BB: 1 P: 17	R: 0 E: 0 K: 0 S: 9	H: 0 LOB: 0 BB: 0 P: 12	R: 2 E: 2 K: 0 S: 11	H: 1 LOB: 2 BB: 1 P: 23	R: 0 E: 0 K: 0 S: 11	H: 0 LOB: 0 BB: 0 P: 11	1B: 5 2B: 0 3B: 0 HR: 0	SF: 0 SAC: 0 DP: 1 HBP: 0	WP: 2 PB: 0 SB: 0 CS: 0	PA: 36					
PITCHER	IP	WLS	BF	H	R	ER	SO	BB	IBB	HBP	BLK	WP	HR	S	P	ERA	WHIP										
Steve Green, R ERA: 3.0	(1, 1)	6.0		27	4	2	2	4	6	0	0	0	0	55	98	3.00	1.667										
Mike Holtz, L ERA:	(7, 1)	1.0		3	0	0	0	0	0	0	0	0	0	9	12	0.00	0.000										
Al Levine, R ERA:	(8, 1)	1.0	L	6	1	2	0	0	0	1	0	0	0	11	23	0.00	1.000										

Batter	1	2	3	4	5	6	7	8	9	AB	R	H	RBI	BB	SO	LOB	TOP					
29 Rusty Greer, L OBP: 0.357, SLG: 0.361	F8		F2			F8		G3	L5	5	0	0	1	0	0	5						
Randy Velarde, R OBP: 0.333, SLG: 0.657	K			G3-1		F8		1B	2B	4	0	1	1	0	1	1						
Alex Rodriguez, R OBP: 0.375, SLG: 0.333	K			G6-3			1B	1B		2	0	0	0	2	1	0						
Rafael Palmeiro, L OBP: 0.375, SLG: 0.400		F7		K			F8	P6		4	0	0	0	0	1	3						
Ivan Rodriguez, R OBP: 0.314, SLG: 0.406		G6-3			F9					4	0	2	0	0	0	0						
Andres Galarraga, R OBP: 0.361, SLG: 0.594		F3			K		K			4	0	0	0	0	3	2						
Ken Caminiti, S OBP: 0.303, SLG: 0.308			K		K		G3			3	0	0	0	1	2	2						
Chad Curtis, R OBP: 0.444, SLG: 0.591						F9		2B	G5-3	3	1	2	0	1	0	0						
Ruben Mateo, R OBP: 0.314, SLG: 0.455					F9				G5-3	4	1	2	0	0	0	3						
Inning Stats	R: 0 E: 0 K: 2 S: 10	H: 0 LOB: 0 BB: 0 P: 14	R: 0 E: 0 K: 0 S: 8	H: 0 LOB: 0 BB: 11 P: 11	R: 0 E: 0 K: 1 S: 15	H: 1 LOB: 1 BB: 0 P: 20	R: 0 E: 0 K: 1 S: 5	H: 0 LOB: 0 BB: 0 P: 9	R: 0 E: 0 K: 2 S: 9	H: 0 LOB: 0 BB: 0 P: 12	R: 0 E: 0 K: 0 S: 11	H: 1 LOB: 1 BB: 0 P: 19	R: 0 E: 0 K: 1 S: 8	H: 1 LOB: 2 BB: 1 P: 13	R: 2 E: 0 K: 0 S: 15	H: 3 LOB: 2 BB: 2 P: 30	R: 0 E: 0 K: 1 S: 11	H: 1 LOB: 2 BB: 1 P: 18	1B: 5 2B: 2 3B: 0 HR: 0	SF: 0 SAC: 0 DP: 0 HBP: 0	WP: 0 PB: 0 SB: 1 CS: 0	PA: 37
PITCHER	IP	WLS	BF	H	R	ER	SO	BB	IBB	HBP	BLK	WP	HR	S	P	ERA	WHIP					
Ramon Ortiz, R ERA: 2.51	(1, 1)	7.1	W	29	5	2	2	7	2	0	0	0	0	71	109	2.46	0.955					
Ben Weber, R ERA: 1.6	(8, 1)	1.2		8	2	0	0	1	2	0	0	0	0	21	37	0.00	2.400					

Texas Rangers @ Anaheim Angels
Edison International Field, Anaheim, CA
Wed Apr 11 2001, 10:05 PM EDT
Att: 16,974 - Cloudy - 60 F

AB 33
R 2
H 7
RBI 2
BB 4
SO 8
LOB 16



Batter	1	2	3	4	5	6	7	8	9	AB	R	H	RBI	BB	SO	LOB	BOTTOM					
Darin Erstad, L OBP: 0.405, SLG: 0.455	BB				G4-3			F8		5	0	3	3	0	0	4						
Wally Joyner, L OBP: 0.231, SLG: 0.462	1B					FC4-2				4	0	1	0	0	0	3						
Larry Barnes, L (7, PH)	F7				FC4-2			F8		1	0	0	0	0	0	1						
Tim Salmon, R OBP: 0.242, SLG: 0.355										4	0	0	0	1	0	2						
Orlando Palmeiro, L OBP: 0.250, SLG: 0.455										0	0	0	0	0	0	0						
Troy Glaus, R OBP: 0.395, SLG: 0.700	BB									4	1	1	1	1	2	2						
16 Garret Anderson, L OBP: 0.278, SLG: 0.273	F7									4	0	0	0	1	1	2						
Scott Spiezio, S OBP: 0.412, SLG: 0.400										4	0	1	0	0	0	3						
Bengie Molina, R OBP: 0.360, SLG: 0.417										4	1	2	0	0	0	0						
David Eckstein, R OBP: 0.452, SLG: 0.429										2	3	1	0	2	0	2						
Benji Gil, R OBP: 0.542, SLG: 0.696										3	2	3	3	1	0	0						
Inning Stats	R: 0 E: 0 K: 0 S: 10	H: 1 LOB: 2 BB: 1 P: 22	R: 2 E: 0 K: 0 S: 10	H: 2 LOB: 1 BB: 1 P: 21	R: 0 E: 0 K: 1 S: 7	H: 0 LOB: 0 BB: 0 P: 14	R: 3 E: 0 K: 0 S: 13	H: 4 LOB: 1 BB: 0 P: 19	R: 1 E: 0 K: 0 S: 14	H: 3 LOB: 3 BB: 1 P: 26	R: 0 E: 0 K: 0 S: 12	H: 1 LOB: 2 BB: 2 P: 23	R: 1 E: 0 K: 0 S: 8	H: 1 LOB: 1 BB: 1 P: 14	R: 0 E: 0 K: 2 S: 7	H: 0 LOB: 0 BB: 0 P: 10	1B: 7 2B: 4 3B: 0 HR: 2	SF: 0 SAC: 0 DP: 1 HBP: 0	WP: 0 PB: 0 SB: 0 CS: 0	PA: 41		
PITCHER	IP	WLS	BF	H	R	ER	SO	BB	IBB	HBP	BLK	WP	HR	S	P	ERA	WHIP					
Ryan Glynn, R ERA: 10.24	(1, 1)	4.1	L	24	9	6	6	1	2	0	0	0	0	0	0	12.46	2.538					
Pat Mahomes, R ERA:	(5, 1)	1.2		9	2	0	0	0	3	0	0	0	0	0	17	35	0.00	3.000				
Jeff Brantley, R ERA: 5.75	(7, 1)	1.0		5	1	1	1	0	1	0	0	0	0	0	8	14	9.00	2.000				
Jonathan Johnson, R ERA: 9.0	(8, 1)	1.0		3	0	0	0	2	0	0	0	0	0	0	7	10	0.00	0.000				

Texas Rangers @ Anaheim Angels
Edison International Field, Anaheim, CA
Wed Apr 11 2001, 10:05 PM EDT
Att: 16,974 - Cloudy - 60 F


AB 35
R 7
H 12
RBI 7
BB 6
SO 3
LOB 19



Batter	1	2	3	4	5	6	7	8	9	AB	R	H	RBI	BB	SO	LOB	TOP					
29 Rusty Greer, L (1, 7) OBP: 0.348, SLG: 0.350 Doug Mirabelli, R (7, 2)	F9			G6-3			G3		2B BB	4	0	1	0	0	0	1						
Randy Velarde, R (1, 4) OBP: 0.341, SLG: 0.650	BB 1B						F8			5	0	2	1	0	1	2						
Alex Rodriguez, R (1, 6) OBP: 0.409, SLG: 0.405 Scott Sheldon, R (7, 6)				P6					K	4	1	3	0	0	0	0						
Rafael Palmeiro, L (1, 3) OBP: 0.378, SLG: 0.412				E7					F9	4	0	1	1	1	0	3						
Ivan Rodriguez, R (1, 2) OBP: 0.289, SLG: 0.371 Bo Porter, R (7, 7) OBP: 0.250, SLG: 0.250				FC4-6						3	0	0	0	0	0	5						
Andres Galarraga, R (1, 10) OBP: 0.350, SLG: 0.583				K						4	1	1	0	0	3	2						
Ken Caminiti, S (1, 5) OBP: 0.300, SLG: 0.310 Frank Catalanotto, L (7, 5) OBP: 0.250, SLG: 0.375				L9						3	0	1	1	0	0	0						
Chad Curtis, R (1, 8) OBP: 0.452, SLG: 0.615										4	1	2	0	0	1	1						
Ruben Mateo, R (1, 9) OBP: 0.282, SLG: 0.405				K						4	0	0	0	0	2	3						
Inning Stats	R: 0 E: 0 K: 0 S: 10	H: 2 LOB: 2 BB: 1 P: 19	R: 1 E: 0 K: 2 S: 17	H: 3 LOB: 2 BB: 0 P: 29	R: 0 E: 1 K: 1 S: 9	H: 0 LOB: 1 BB: 0 P: 14	R: 0 E: 0 K: 1 S: 8	H: 1 LOB: 1 BB: 0 P: 13	R: 1 E: 0 K: 1 S: 11	H: 2 LOB: 1 BB: 0 P: 18	R: 0 E: 0 K: 0 S: 9	H: 0 LOB: 0 BB: 0 P: 14	R: 0 E: 0 K: 0 S: 10	H: 1 LOB: 1 BB: 0 P: 15	R: 0 E: 0 K: 2 S: 7	H: 0 LOB: 0 BB: 1 P: 11	R: 1 E: 0 K: 2 S: 14	H: 2 LOB: 2 BB: 1 P: 26	1B: 6 2B: 5 3B: 0 HR: 0	SF: 0 SAC: 0 DP: 1 HBP: 0	WP: 0 PB: 0 SB: 2 CS: 0	PA: 40
PITCHER	IP	WLS	BF	H	R	ER	SO	BB	IBB	HBP	BLK	WP	HR	S	P	ERA	WHIP					
Matt Wise, R (1, 1) ERA: 6.43	1.0		7	4	1	1	0	1	0	0	0	0	0	16	31	9.00	5.000					
Lou Pote, R (2, 1) ERA: 2.25	3.1	W	15	4	1	1	4	0	0	0	0	0	0	33	54	2.70	1.200					
Al Levine, R (5, 1) ERA:	2.2		9	1	0	0	1	0	0	0	0	0	0	25	37	0.00	0.375					
Mike Holtz, L (8, 1) ERA: 2.25	2.0		9	2	1	1	4	1	0	0	0	0	0	21	37	4.50	1.500					

Texas Rangers @ Anaheim Angels
Edison International Field, Anaheim, CA
Thu Apr 12 2001, 10:05 PM EDT
Att: 17,435 - Sunny - 56 F


AB 38
R 3
H 11
RBI 3
BB 2
SO 9
LOB 19



Batter	1	2	3	4	5	6	7	8	9	AB	R	H	RBI	BB	SO	LOB	BOTTOM				
Darin Erstad, L (1, 8) OBP: 0.439, SLG: 0.514 Orlando Palmeiro, L (8, 8) OBP: 0.231, SLG: 0.417	G6-3									4	3	3	2	0	0	0					
Wally Joyner, L (1, 3) OBP: 0.235, SLG: 0.412 Larry Barnes, L (7, 3) OBP: 0.500, SLG: 2.000										4	0	1	1	0	1	4					
Tim Salmon, R (1, 9) OBP: 0.243, SLG: 0.333 Scott Spiezio, S (7, 9) OBP: 0.389, SLG: 0.375										2	1	0	1	1	2	1					
Troy Glaus, R (1, 5) OBP: 0.405, SLG: 0.794 Jose Nieves, R (8, PH) (9, 5)										4	2	2	4	0	0	0					
16 Garret Anderson, L (1, 7) OBP: 0.275, SLG: 0.270 Shawn Wooten, R (8, 3) OBP: 0.429, SLG: 0.857										4	0	1	2	0	1	0					
Glenallen Hill, R (1, 10) OBP: 0.167, SLG: 0.267										4	0	0	0	0	2	2					
Bengie Molina, R (1, 2) OBP: 0.414, SLG: 0.423										2	2	1	0	1	0	0					
David Eckstein, R (1, 4) OBP: 0.457, SLG: 0.469										4	2	2	0	0	0	1					
Benji Gil, R (1, 6) OBP: 0.500, SLG: 0.667										4	2	1	2	0	1	3					
Inning Stats	R: 0 E: 0 K: 2 S: 9	H: 0 LOB: 0 BB: 0 P: 15	R: 0 E: 0 K: 1 S: 10	H: 0 LOB: 0 BB: 0 P: 12	R: 5 E: 1 K: 1 S: 20	H: 5 LOB: 1 BB: 1 P: 34	R: 2 E: 0 K: 1 S: 10	H: 2 LOB: 1 BB: 1 P: 23	R: 0 E: 0 K: 1 S: 12	H: 0 LOB: 0 BB: 0 P: 18	R: 5 E: 1 K: 1 S: 20	H: 4 LOB: 1 BB: 0 P: 26	R: 0 E: 0 K: 0 S: 4	H: 0 LOB: 0 BB: 0 P: 7	R: 1 E: 0 K: 0 S: 6	H: 1 LOB: 0 BB: 0 P: 9	1B: 6 2B: 4 3B: 0 HR: 2	SF: 1 SAC: 0 DP: 0 HBP: 1	WP: 0 PB: 0 SB: 0 CS: 0	PA: 40	
PITCHER	IP	WLS	BF	H	R	ER	SO	BB	IBB	HBP	BLK	WP	HR	S	P	ERA	WHIP				
Rick Helling, R (1, 1) ERA: 12.86	4.0	L	21	7	7	7	5	2	0	0	0	0	1	32	44	22.50	2.250				
Jonathan Johnson, R (5, 1) ERA: 14.4	2.0		12	4	5	5	2	0	0	1	0	0	1	10	16	4.50	0.500				
Jeff Brantley, R (7, 1) ERA: 5.4	2.0		7	1	1	1	0	0	0	0	0	0	1	10	16	4.50	0.500				

Texas Rangers @ Anaheim Angels
Edison International Field, Anaheim, CA
Thu Apr 12 2001, 10:05 PM EDT
Att: 17,435 - Sunny - 56 F

AB 36
R 13
H 12
RBI 13
BB 2
SO 7
LOB 11



Batter	1	2	3	4	5	6	7	8	9	AB	R	H	RBI	BB	SO	LOB	TOP										
51 Ichiro Suzuki, L (1, 9) OBP: 0.393, SLG: 0.432	1-3 K	1-2 L5			0-0 G2		1-0 G4-3		0-0	5	0	1	0	0	1	3	Seattle Mariners @ Anaheim Angels Edison International Field, Anaheim, CA Fri Apr 13 2001, 10:05 PM EDT Att: 31,087 - Sunny - 64 F										
Mike Cameron, R (1, 8) OBP: 0.404, SLG: 0.421	4-2 2B	0-3 K			1-0 G5-3		1-3 K		0-0 1B	4	1	0	0	1	2	4											
Edgar Martinez, R (1, 10) OBP: 0.604, SLG: 0.727	1-1 1H				4-0 1B				2-1 G1-3	3	0	1	1	1	0	0											
John Olerud, L (1, 3) OBP: 0.395, SLG: 0.333	0-0 F8				3-2 1B				2-3 K	3	0	1	1	1	1	1											
Bret Boone, R (1, 4) OBP: 0.425, SLG: 0.588	3-3 K				1-2 1B				2-1 1B	4	0	1	0	0	1	4											
Anthony Sanders, R (1, 7) Mark McLemore, S (8, PH) OBP: 0.412, SLG: 0.800		1-1 1B			2-0 G4-3				2-1 1B	3	1	2	0	0	0	0											
David Bell, R (1, 5) OBP: 0.154, SLG: 0.237	1-2 F7				0-0 G6-3				3-3 K	4	0	0	0	0	1	4											
Dan Wilson, R (1, 2) OBP: 0.250, SLG: 0.217	0-2 1B				2-1 F9				1-3 K	4	0	1	1	0	1	0											
Carlos Guillen, S (1, 6) OBP: 0.263, SLG: 0.265	1-1 1B				3-2 1B				1-1 F8	4	1	2	0	0	0	0											
Inning Stats	R: 1 H: 1 E: 0 K: 2 S: 12	H: 1 LOB: 1 BB: 1 P: 21	R: 1 H: 3 E: 0 K: 1 S: 17	H: 3 LOB: 2 BB: 0 P: 21	R: 0 H: 0 E: 0 K: 0 S: 7	H: 0 LOB: 0 BB: 1 P: 14	R: 0 H: 0 E: 0 K: 0 S: 4	H: 0 LOB: 0 BB: 0 P: 8	R: 1 H: 2 E: 0 K: 0 S: 12	H: 2 LOB: 2 BB: 1 P: 24	R: 0 H: 1 E: 0 K: 1 S: 5	H: 0 LOB: 0 BB: 0 P: 8	R: 0 H: 0 E: 0 K: 1 S: 6	H: 0 LOB: 0 BB: 0 P: 10	R: 0 H: 2 E: 0 K: 1 S: 12	H: 2 LOB: 2 BB: 0 P: 23		R: 0 H: 1 E: 0 K: 1 S: 7	H: 1 LOB: 1 BB: 0 P: 9	1B: 7 2B: 3 3B: 0 HR: 0	SF: 0 SAC: 0 DP: 2 HBP: 0	WP: 0 PB: 0 SB: 0 CS: 0	PA: 38				
PITCHER	IP	WLS	BF	H	R	ER	SO	BB	IBB	HBP	BLK	WP	HR	S	P	ERA	WHIP										
Scott Schoeneweis, L (1, 1) ERA: 3.92	7.2		32	8	3	3	5	2	1	0	0	0	0	70	119	3.52	1.304										
Shigetoshi Hasegawa, R (8, 1) ERA: 1.8	1.1	W	6	2	0	0	2	0	0	0	0	0	0	12	19	0.00	1.500										
Batter	1	2	3	4	5	6	7	8	9	AB	R	H	RBI	BB	SO	LOB	BOTTOM										
Darin Erstad, L (1, 8) OBP: 0.444, SLG: 0.500	1-2 1B		1-1 G3-1		4-0 1B			0-1 F8		3	0	1	0	1	0	0	Seattle Mariners @ Anaheim Angels Edison International Field, Anaheim, CA Fri Apr 13 2001, 10:05 PM EDT Att: 31,087 - Sunny - 64 F										
Wally Joyner, L (1, 3) Shawn Wooten, R (8, PH) Orlando Palmeiro, L (8, PR) OBP: 0.231, SLG: 0.417	0-1 G1-6-3		1-1 F7		0-0 F8			1-2 F9-3		3	0	0	0	0	0	3											
Tim Salmon, R (1, 9) OBP: 0.244, SLG: 0.306	0-2 F9				4-2 BB			0-2 F9		3	0	0	0	1	0	1											
Troy Glaus, R (1, 5) OBP: 0.391, SLG: 0.737		2-3 K			2-3 K			1-3 K		4	1	1	0	0	3	1											
16 Garret Anderson, L (1, 7) OBP: 0.273, SLG: 0.341		0-0 G3			1-3 K			3-0 G3		4	1	1	2	0	1	1											
Glenallen Hill, R (1, 10) OBP: 0.152, SLG: 0.242		1-2 F8			1-0 F8			0-2 G5-3		3	0	0	0	0	0	1											
Bengie Molina, R (1, 2) OBP: 0.438, SLG: 0.448			2-2 HR		2-1 F7			0-0 BB		3	1	2	0	0	0	0											
Adam Kennedy, L (1, 4) OBP: 0.667, SLG: 2.000			3-1 HR		1-3 K			4-2 G4-6-3		2	1	1	2	1	1	0											
Benji Gil, R (1, 6) OBP: 0.484, SLG: 0.633			1-0 L5		1-0 S			0-0 G4-6-3		3	0	1	0	0	0	2											
Inning Stats	R: 0 H: 1 E: 0 K: 0 S: 8	H: 0 LOB: 0 BB: 0 P: 9	R: 0 H: 0 E: 0 K: 1 S: 7	H: 0 LOB: 0 BB: 0 P: 10	R: 2 H: 2 E: 0 K: 0 S: 10	H: 2 LOB: 0 BB: 0 P: 18	R: 0 H: 0 E: 0 K: 2 S: 10	H: 0 LOB: 1 BB: 1 P: 18	R: 0 H: 1 E: 0 K: 1 S: 8	H: 1 LOB: 2 BB: 1 P: 16	R: 0 H: 0 E: 0 K: 1 S: 8	H: 0 LOB: 0 BB: 0 P: 12	R: 0 H: 1 E: 0 K: 0 S: 7	H: 1 LOB: 1 BB: 1 P: 11	R: 0 H: 1 E: 0 K: 0 S: 8	H: 1 LOB: 1 BB: 0 P: 9		R: 2 H: 2 E: 0 K: 0 S: 5	H: 2 LOB: 0 BB: 0 P: 7	1B: 6 2B: 1 3B: 0 HR: 2	SF: 0 SAC: 0 DP: 3 HBP: 0	WP: 0 PB: 0 SB: 1 CS: 0	PA: 32				
PITCHER	IP	WLS	BF	H	R	ER	SO	BB	IBB	HBP	BLK	WP	HR	S	P	ERA	WHIP										
Brett Tomko, R (1, 1) ERA: 3.75	5.0		20	4	2	2	4	1	0	0	0	0	0	15	23	0.00	1.000										
Ryan Franklin, R (6, 1) ERA:	2.0	H	7	1	0	0	1	1	0	0	0	0	0	8	9	0.00	1.000										
Arthur Rhodes, L (8, 1) ERA:	1.0	H	3	1	0	0	0	0	0	0	0	0	0	8	9	0.00	1.000										
Kazuhiro Sasaki, R (9, 1) ERA: 6.75	0.0	L	2	2	2	2	0	0	0	0	0	0	1	5	7	∞	∞										

AB	35
R	3
H	10
RBI	3
BB	3
SO	7
LOB	16



AB	29
R	4
H	8
RBI	4
BB	3
SO	5
LOB	9



WP	0
PB	0
SB	0
CS	0

Batter	1	2	3	4	5	6	7	8	9	AB	R	H	RBI	BB	SO	LOB	TOP										
51 Ichiro Suzuki, L (1, 9) OBP: 0.373, SLG: 0.417	G6-3		G4-3				G6-3			4	0	1	1	0	0	0	Seattle Mariners @ Anaheim Angels Edison International Field, Anaheim, CA Sat Apr 14, 2001, 10:05 PM EDT Att: 34,780 - Sunny - 65 F										
Al Martin, L (1, 7) OBP: 0.217, SLG: 0.053 Mike Cameron, R (8, 8) OBP: 0.404, SLG: 0.421	G4-3			K	F9			K		4	0	0	0	0	2	2											
Edgar Martinez, R (1, 10) OBP: 0.558, SLG: 0.649	G6-3		G4-3			F8		K		4	0	0	0	0	1	0											
John Olerud, L (1, 3) OBP: 0.383, SLG: 0.351			K	G4-3		WP		K		4	0	1	0	0	2	0											
Bret Boone, R (1, 4) OBP: 0.386, SLG: 0.526			K		G6-3	F9			G2-3	4	0	0	0	0	1	1											
Stan Javier, S (1, 8) OBP: 0.462, SLG: 0.125 Charles Gipson, R (9, PR) (9, 7)					F8				CS	1	0	0	0	3	0	0											
Carlos Guillen, S (1, 6) OBP: 0.262, SLG: 0.243									BB	0	0	0	0	0	0	0											
Dan Wilson, R (1, 2) OBP: 0.259, SLG: 0.231					F3					3	1	1	0	0	1	0											
David Bell, R (1, 5) OBP: 0.167, SLG: 0.244										3	0	1	1	0	2	0											
Inning Stats	R: 0 E: 0 K: 0 S: 8	H: 0 LOB: 0 BB: 0 P: 9	R: 0 E: 0 K: 3 S: 15	H: 0 LOB: 1 BB: 1 P: 24	R: 0 E: 0 K: 1 S: 8	H: 0 LOB: 0 BB: 0 P: 11	R: 0 E: 0 K: 1 S: 7	H: 0 LOB: 0 BB: 0 P: 9	R: 2 E: 0 K: 0 S: 14	H: 3 LOB: 2 BB: 1 P: 26	R: 0 E: 0 K: 0 S: 13	H: 1 LOB: 2 BB: 0 P: 24	R: 0 E: 0 K: 2 S: 7	H: 0 LOB: 0 BB: 0 P: 13	R: 0 E: 0 K: 3 S: 9	H: 0 LOB: 1 BB: 1 P: 12		1B: 3 2B: 1 3B: 0 HR: 0	SF: 0 SAC: 0 DP: 0 HBP: 0	WP: 1 PB: 0 SB: 0 CS: 1	PA: 34						
PITCHER	IP	WLS	BF	H	R	ER	SO	BB	IBB	HBP	BLK	WP	HR	S	P	ERA	WHIP										
Ismael Valdez, R (1, 1) ERA: 3.0	6.0	L	25	4	2	2	5	3	0	0	0	1	0	65	103	3.00	1.167										
Al Levine, R (7, 1) ERA:	2.0		6	0	0	0	5	0	0	0	0	0	0	16	29	0.00	0.000										
Troy Percival, R (9, 1) ERA:	1.0		3	0	0	0	1	1	0	0	0	0	0	7	12	0.00	1.000										

AB	30
R	2
H	4
RBI	2
BB	4
SO	11
LOB	7



Batter	1	2	3	4	5	6	7	8	9	AB	R	H	RBI	BB	SO	LOB	BOTTOM										
Darin Erstad, L (1, 8) OBP: 0.408, SLG: 0.455	F7		K			F7		F7		4	0	0	0	0	1	2	Seattle Mariners @ Anaheim Angels Edison International Field, Anaheim, CA Sat Apr 14, 2001, 10:05 PM EDT Att: 34,780 - Sunny - 65 F										
Orlando Palmeiro, L (1, 9) OBP: 0.294, SLG: 0.400			K			BB		F5		3	0	1	0	1	1	1											
Tim Salmon, R (1, 10) OBP: 0.244, SLG: 0.282			K		G5-3			G5-3		3	0	0	0	1	1	1											
Troy Glaus, R (1, 5) OBP: 0.360, SLG: 0.683			F8		P2		SF7			3	0	0	1	0	1	1											
16 Garret Anderson, L (1, 7) OBP: 0.250, SLG: 0.311			F8		G1		G3-1			4	0	0	0	0	0	2											
Wally Joyner, L (1, 3) OBP: 0.174, SLG: 0.304 Shawn Wooten, R (9, PH) OBP: 0.500, SLG: 0.875 Scott Spiezio, S (9, PH) OBP: 0.421, SLG: 0.375			L1		F7		G1-3			3	0	0	0	0	0	0											
Jorge Fabregas, L (1, 2) OBP: 0.182, SLG: 0.455			G3-1		F7		G6-3			4	0	0	0	0	0	1											
Adam Kennedy, L (1, 4) OBP: 0.500, SLG: 1.400			K		K					3	0	1	0	0	2	0											
David Eckstein, R (1, 6) OBP: 0.474, SLG: 0.455										1	1	0	0	1	1	1											
Inning Stats	R: 0 E: 0 K: 1 S: 8	H: 0 LOB: 1 BB: 1 P: 17	R: 0 E: 0 K: 0 S: 8	H: 0 LOB: 0 BB: 0 P: 15	R: 0 E: 0 K: 3 S: 12	H: 0 LOB: 1 BB: 0 P: 20	R: 0 E: 0 K: 0 S: 8	H: 0 LOB: 0 BB: 0 P: 14	R: 0 E: 0 K: 1 S: 6	H: 0 LOB: 0 BB: 0 P: 12	R: 1 E: 0 K: 0 S: 13	H: 1 LOB: 2 BB: 2 P: 25	R: 0 E: 0 K: 1 S: 8	H: 1 LOB: 1 BB: 0 P: 11	R: 0 E: 0 K: 0 S: 9	H: 0 LOB: 0 BB: 0 P: 14		R: 0 E: 0 K: 1 S: 10	H: 0 LOB: 1 BB: 1 P: 22	1B: 1 2B: 0 3B: 1 HR: 0	SF: 1 SAC: 0 DP: 0 HBP: 1	WP: 0 PB: 0 SB: 1 CS: 0	PA: 34				
PITCHER	IP	WLS	BF	H	R	ER	SO	BB	IBB	HBP	BLK	WP	HR	S	P	ERA	WHIP										
Freddy Garcia, R (1, 1) ERA: 4.24	7.2	W	29	2	1	1	6	3	0	0	0	0	0	5	8	0.00	0.652										
Jeff Nelson, R (8, 1) ERA: 5.09	0.2	H	2	0	0	0	1	0	0	0	0	0	0	5	8	0.00	0.000										
Arthur Rhodes, L (9, 1) ERA:	0.1	H	1	0	0	0	0	0	0	0	0	0	0	3	6	0.00	0.000										
Kazuhiro Sasaki, R (9, 1) ERA: 6.35	0.1	S	2	0	0	0	0	1	0	0	0	0	0	4	10	0.00	3.000										

AB	28
R	1
H	2
RBI	1
BB	4
SO	7
LOB	9



Batter	1	2	3	4	5	6	7	8	9	AB	R	H	RBI	BB	SO	LOB	TOP			
51 Ichiro Suzuki, L (1, 9) OBP: 0.397, SLG: 0.396	G6-3		G5-3		G1-3			G3	G6-3 S 1B	5	0	1	0	0	0	1				
Mike Cameron, R (1, 8) OBP: 0.395, SLG: 0.395	K		G6-3		F7			1B 2B	G5-3	5	1	1	0	0	1	1				
Edgar Martinez, R (1, 10) Charles Gipson, R (8, PR)	G1-3			HR		F7		1B 2B	G6-3	4	1	2	2	0	0	0				
John Olerud, L (1, 3) OBP: 0.423, SLG: 0.415		S 1B 1B		1B		F7		1B 2B		4	1	3	1	1	0	0				
Bret Boone, R (1, 4) OBP: 0.408, SLG: 0.535		S 1B		1B	L4-3 1B		G6-3	2B 1B	F8	5	1	3	2	0	0	2				
Al Martin, L (1, 7) David Bell, R (8, PH)	K			L4-3 1B			F8	2B SH1-3		3	0	0	0	0	1	4				
Tom Lampkin, L (1, 2) Stan Javier, S (8, PH) Dan Wilson, R (8, 2)	K			BB			K	SH1-3 2B		2	0	0	0	1	2	2				
Carlos Guillen, S (1, 6)	G3-1			F8			G4-3	SH1-3		3	0	0	1	0	0	4				
Mark McLemore, S (1, 5) (8, 7)			G4-3		G3			1B K		3	1	0	0	1	1	2				
Inning Stats	R: 0 E: 0 K: 1 S: 7	H: 0 LOB: 0 BB: 0 P: 11	R: 0 E: 0 K: 2 S: 14	H: 2 LOB: 2 BB: 0 P: 22	R: 0 E: 0 K: 0 S: 6	H: 0 LOB: 0 BB: 0 P: 10	R: 1 E: 0 K: 0 S: 16	H: 3 LOB: 2 BB: 1 P: 26	R: 0 E: 0 K: 0 S: 8	H: 0 LOB: 0 BB: 0 P: 11	R: 0 E: 0 K: 1 S: 7	H: 0 LOB: 0 BB: 0 P: 12	R: 6 E: 0 K: 1 S: 20	H: 5 LOB: 2 BB: 2 P: 37	R: 0 E: 0 K: 0 S: 9	H: 1 LOB: 2 BB: 1 P: 18	1B: 8 2B: 3 3B: 0 HR: 1	SF: 0 SAC: 1 DP: 1 HBP: 0	WP: 0 PB: 0 SB: 3 CS: 0	PA: 41
PITCHER	IP	WLS	BF	H	R	ER	SO	BB	IBB	HBP	BLK	WP	HR	S	P	ERA	WHIP			
Pat Rapp, R (1, 1) ERA: 7.88	7.0		26	5	1	1	4	1	0	0	0	0	1	62	99	1.29	0.857			
Shigetoshi Hasegawa, R (8, 1) ERA: 10.13	0.1	L	6	4	6	6	0	1	0	0	0	0	0	13	24	162.00	15.000			
Mike Holtz, L (8, 1) ERA: 9.88	0.2		4	1	0	0	1	0	1	0	0	0	0	7	13	0.00	1.500			
Ben Weber, R (9, 1) ERA: 1.5	1.0		5	1	0	0	0	0	1	0	0	0	0	9	18	0.00	1.000			

Seattle Mariners @ Anaheim Angels
Edison International Field, Anaheim, CA
Sun Apr 15 2001, 4:05 PM EDT
Att: 20,733 - Sunny - 72 F

AB	36
R	7
H	11
RBI	7
BB	4
SO	5
LOB	17



Batter	1	2	3	4	5	6	7	8	9	AB	R	H	RBI	BB	SO	LOB	BOTTOM					
Darin Erstad, L (1, 8) OBP: 0.396, SLG: 0.438	G4-3		G3-1			1B		G5-3		4	0	1	0	0	0	0						
Shawn Wooten, R (1, 3) Wally Joyner, L (8, 3)	K			K		F9		HR BB		3	0	0	0	0	2	1						
Tim Salmon, R (1, 9) OBP: 0.224, SLG: 0.256	F8			F8		F9		K		4	0	0	0	0	1	2						
Troy Glaus, R (1, 5)		K		K			1B 1B	1B HR		4	2	2	2	0	2	0						
16 Garret Anderson, L (1, 7) OBP: 0.269, SLG: 0.388		HR			1B		F8	F7		4	1	2	1	0	0	1						
Glenallen Hill, R (1, 10) OBP: 0.162, SLG: 0.243		F9			F7		1B SF7	1B	K	4	1	1	0	0	1	1						
Bengie Molina, R (1, 2) OBP: 0.417, SLG: 0.424		F9			F8		E8 FC6-4	1B	K	4	0	1	1	0	1	1						
David Eckstein, R (1, 4) Adam Kennedy, L (7, PH)			G5-3		G1-3		SF7		F7	2	0	0	0	0	0	1						
Adam Kennedy, L (7, PH) Benji Gil, R (1, 6)						F9	FC6-4			1	0	0	1	0	0	0						
Inning Stats	R: 0 E: 0 K: 1 S: 6	H: 1 LOB: 0 BB: 0 P: 10	R: 1 E: 0 K: 1 S: 12	H: 1 LOB: 0 BB: 0 P: 18	R: 0 E: 0 K: 1 S: 6	H: 0 LOB: 0 BB: 0 P: 7	R: 0 E: 0 K: 2 S: 7	H: 0 LOB: 0 BB: 0 P: 13	R: 0 E: 0 K: 0 S: 10	H: 1 LOB: 1 BB: 0 P: 14	R: 0 E: 0 K: 0 S: 5	H: 1 LOB: 1 BB: 0 P: 6	R: 2 E: 1 K: 0 S: 8	H: 3 LOB: 1 BB: 0 P: 13	R: 2 E: 0 K: 1 S: 14	H: 1 LOB: 1 BB: 1 P: 24	R: 0 E: 0 K: 2 S: 9	H: 0 LOB: 0 BB: 0 P: 11	1B: 5 2B: 0 3B: 0 HR: 2	SF: 1 SAC: 0 DP: 0 HBP: 0	WP: 0 PB: 0 SB: 0 CS: 0	PA: 35
PITCHER	IP	WLS	BF	H	R	ER	SO	BB	IBB	HBP	BLK	WP	HR	S	P	ERA	WHIP					
John Halama, L (1, 1) ERA: 4.5	6.1		25	6	3	2	5	1	0	0	0	0	1	51	77	2.84	0.947					
Jose Paniagua, R (7, 1) ERA: 4.5	1.2	W	7	1	2	2	1	1	0	0	0	0	0	17	28	10.80	1.200					
Jeff Nelson, R (9, 1) ERA: 4.26	1.0	S	3	0	0	0	2	0	0	0	0	0	0	9	11	0.00	0.000					

Seattle Mariners @ Anaheim Angels
Edison International Field, Anaheim, CA
Sun Apr 15 2001, 4:05 PM EDT
Att: 20,733 - Sunny - 72 F

AB	33
R	5
H	7
RBI	5
BB	1
SO	8
LOB	8



Batter	1	2	3	4	5	6	7	8	9	AB	R	H	RBI	BB	SO	LOB	TOP					
Johnny Damon, L (1, 7) OBP: 0.271, SLG: 0.208	F9	E4		F7			FC6-4		G3	6	0	1	0	0	0	5	Oakland Athletics @ Anaheim Angels Edison International Field, Anaheim, CA Mon Apr 16 2001, 10:05 PM EDT Att: 16,368 - Sunny - 59 F					
Miguel Tejada, R (1, 6) OBP: 0.315, SLG: 0.500	G5-3	F8-4		K			F9		HBP G1-2-3 2B	5	0	1	0	0	1	5						
Jason Giambi, L (1, 3) OBP: 0.527, SLG: 0.595	1B BB	F7			F7		F7		G1-2-3 HBP IBB	3	0	0	0	2	0	2						
Olmedo Saenz, R (1, 10) OBP: 0.304, SLG: 0.341	1B		E6		2B		F9		G1-2-3 HBP	4	0	2	0	0	0	0						
Adam Platt, R (1, 9) OBP: 0.286, SLG: 0.385	F9		G6-4-3		L6		1B 2B		G1-2-3	5	1	2	0	0	0	6						
Terrence Long, L (1, 8) OBP: 0.442, SLG: 0.455		3B 1B 1B	F8		L6		2B E 1B		FC4-6 IBB	4	2	2	0	1	0	2						
Ramon Hernandez, R (1, 2) OBP: 0.354, SLG: 0.435		1B E 1B	G5-3			P4	E 2B		FC4-6	5	1	2	1	0	0	3						
3 Eric Chavez, L (1, 5) OBP: 0.365, SLG: 0.378		E 1B 1B				P6	E IBB		G4-3	4	1	2	0	1	0	0						
Frank Menechino, R (1, 4) OBP: 0.267, SLG: 0.462		F8-4 E 1B		HR			E5 FC6-4		G1-3	4	1	2	3	1	0	2						
Inning Stats	R: 0 E: 0 K: 0 S: 8	H: 1 LOB: 2 BB: 1 P: 19	R: 2 E: 1 K: 0 S: 13	H: 4 LOB: 2 BB: 0 P: 17	R: 0 E: 1 K: 0 S: 7	H: 0 LOB: 0 BB: 0 P: 9	R: 2 E: 0 K: 1 S: 11	H: 2 LOB: 0 BB: 0 P: 16	R: 0 E: 0 K: 0 S: 8	H: 2 LOB: 1 BB: 0 P: 15	R: 0 E: 0 K: 0 S: 9	H: 1 LOB: 2 BB: 1 P: 21	R: 2 E: 1 K: 0 S: 21	H: 3 LOB: 3 BB: 1 P: 37	R: 0 E: 0 K: 0 S: 5	H: 1 LOB: 3 BB: 2 P: 17	R: 0 E: 0 K: 0 S: 6	H: 0 LOB: 0 BB: 0 P: 7	1B: 10 2B: 5 3B: 0 HR: 1	SF: 0 SAC: 0 DP: 4 HBP: 1	WP: 0 PB: 0 SB: 0 CS: 0	PA: 46
PITCHER	IP	WLS	BF	H	R	ER	SO	BB	IBB	HBP	BLK	WP	HR	S	P	ERA	WHIP					
Jarrod Washburn, L (1, 1) ERA: 5.4	6.2	L	33	12	6	4	1	2	0	0	0	0	1	68	117	5.40	2.100					
Lou Pote, R (7, 1) ERA: 1.74	2.1		13	2	0	0	0	0	3	1	0	0	0	20	41	0.00	0.857					

AB	40
R	6
H	14
RBI	4
BB	5
SO	1
LOB	25



Batter	1	2	3	4	5	6	7	8	9	AB	R	H	RBI	BB	SO	LOB	BOTTOM				
Darin Erstad, L (1, 8) OBP: 0.368, SLG: 0.404	F7			K		L8			K	4	0	0	0	0	2	1	Oakland Athletics @ Anaheim Angels Edison International Field, Anaheim, CA Mon Apr 16 2001, 10:05 PM EDT Att: 16,368 - Sunny - 59 F				
Tim Salmon, R (1, 9) OBP: 0.245, SLG: 0.261	F6			G4-3				G5-4-3 BB	3	0	1	0	1	0	0						
Troy Glaus, R (1, 5) OBP: 0.345, SLG: 0.673	G5-3			K		K		G5-4-3	4	0	0	0	0	2	3						
16 Garret Anderson, L (1, 7) OBP: 0.268, SLG: 0.377		F7			L7		2B 1B		K	4	1	1	0	0	1	0					
Bengie Molina, R (1, 2) OBP: 0.400, SLG: 0.432		K			P1		WP 1B 2B		G5-3	4	1	1	1	0	1	0					
Glenallen Hill, R (1, 10) OBP: 0.171, SLG: 0.244		K			L8				K	4	0	1	1	0	2	0					
Shawn Wooten, R (1, 3) ERA: 3.44				K			HR			2	1	1	1	0	1	0					
Scott Spiezio, S (7, PH) OBP: 0.400, SLG: 0.353 (8, 3)				K						1	0	0	0	0	1	1					
Adam Kennedy, L (1, 4) OBP: 0.364, SLG: 0.889				K			1B 1B		F8	3	0	1	0	0	1	1					
Benji Gil, R (1, 6) OBP: 0.405, SLG: 0.528				G5-3		P4			K	3	0	0	0	0	1	2					
Inning Stats	R: 0 E: 0 K: 0 S: 9	H: 0 LOB: 0 BB: 0 P: 17	R: 0 E: 0 K: 2 S: 11	H: 0 LOB: 0 BB: 0 P: 11	R: 0 E: 0 K: 2 S: 8	H: 0 LOB: 0 BB: 0 P: 14	R: 0 E: 0 K: 2 S: 8	H: 0 LOB: 0 BB: 0 P: 10	R: 0 E: 0 K: 1 S: 11	H: 3 LOB: 2 BB: 0 P: 20	R: 2 E: 0 K: 2 S: 20	H: 3 LOB: 1 BB: 0 P: 30	R: 0 E: 0 K: 1 S: 7	H: 0 LOB: 0 BB: 1 P: 14	R: 0 E: 0 K: 2 S: 13	H: 0 LOB: 0 BB: 0 P: 15	1B: 4 2B: 1 3B: 0 HR: 1	SF: 0 SAC: 0 DP: 1 HBP: 0	WP: 1 PB: 0 SB: 0 CS: 0	PA: 33	
PITCHER	IP	WLS	BF	H	R	ER	SO	BB	IBB	HBP	BLK	WP	HR	S	P	ERA	WHIP				
Mark Mulder, L (1, 1) ERA: 3.44	6.0	W	23	5	3	3	7	0	1	0	0	0	0	62	94	4.50	0.833				
Jim Mecir, R (7, 1) ERA: 6.75	2.0		7	1	0	0	3	1	0	0	0	1	0	20	33	0.00	1.000				
Jason Isringhausen, R (9, 1) ERA:	1.0	S	3	0	0	0	2	0	0	0	0	0	0	13	15	0.00	0.000				

AB	32
R	3
H	6
RBI	3
BB	1
SO	12
LOB	8



Batter	1	2	3	4	5	6	7	8	9	AB	R	H	RBI	BB	SO	LOB	TOP									
Johnny Damon, L OBP: 0.266, SLG: 0.193	4-2 2B BB	1-2 F7			0-0 B1	1-1 G4-3		0-0 G6-3		4	1	0	0	1	0	5										
Miguel Tejada, R OBP: 0.395, SLG: 0.472	1-2 F8		0-1 F8		2-2 G4-3		2-2 2B 3 WP 1B		1-1 L5	5	1	1	0	0	0	2										
Jason Giambi, L OBP: 0.533, SLG: 0.630	2-0 1-H 2B		1-1 F8		4-0 IBB		1-2 3 WP 3 SF7 2B		0-1 P5	4	1	2	1	1	0	0										
Eric Chavez, L OBP: 0.333, SLG: 0.347	0-3 K		2-2 F7		3-2 F9		3-0 SF7		0-0 G4-3	4	0	0	1	0	1	3										
Olmedo Saenz, R OBP: 0.300, SLG: 0.333	1-3 K			2-1 G4-3 1B		0-1 SH1-4 1B FC4				4	2	1	0	0	2	1										
Terrence Long, L OBP: 0.446, SLG: 0.458		2-0 F9		0-0 G4-3		1-1 SH1-4 1B		1-1 S 1B		4	0	2	0	0	0	1										
Ramon Hernandez, R OBP: 0.353, SLG: 0.429		0-0 G6-3		1-1 2-H 1B		1-0 SH1-4 1B		3-3 K		3	0	1	1	0	1	1										
Jeremy Giambi, L OBP: 0.200, SLG: 0.174		4-2 BB BB		0-0 G4-3		1-1 FC4		0-3 K		3	0	0	1	1	1	1										
Frank Menechino, R OBP: 0.316, SLG: 0.500		4-0 1-2 BB			1-2 G4-3 2B		3-1 F9		3-2 G6-3	3	0	1	0	1	0	2										
Inning Stats	R: 1 E: 0 K: 2 S: 17	H: 1 LOB: 1 BB: 1 P: 25	R: 0 E: 0 K: 0 S: 8	H: 0 LOB: 2 BB: 2 P: 19	R: 0 E: 0 K: 0 S: 7	H: 0 LOB: 0 BB: 0 P: 10	R: 1 E: 0 K: 0 S: 6	H: 2 LOB: 0 BB: 0 P: 9	R: 0 E: 0 K: 0 S: 12	H: 1 LOB: 2 BB: 1 P: 22	R: 1 E: 1 K: 0 S: 11	H: 1 LOB: 2 BB: 0 P: 18	R: 2 E: 0 K: 2 S: 15	H: 3 LOB: 1 BB: 0 P: 27	R: 0 E: 0 K: 1 S: 7	H: 0 LOB: 0 BB: 0 P: 10	R: 0 E: 0 K: 0 S: 5	H: 0 LOB: 0 BB: 0 P: 6	1B: 5 2B: 3 3B: 0 HR: 0	SF: 1 SAC: 1 DP: 0 HBP: 0	WP: 1 PB: 0 SB: 1 CS: 0	PA: 40				
PITCHER	IP	WLS	BF	H	R	ER	SO	BB	IBB	HBP	BLK	WP	HR	S	P	ERA	WHIP									
Ramon Ortiz, R ERA: 3.54	(1, 1)	6.0	L	30	7	5	4	2	3	1	0	0	0	67	112	6.00	1.667									
Mike Holtz, L ERA: 3.0	(7, 1)	1.1		5	1	0	0	3	0	0	0	0	1	0	12	21	0.00	0.750								
Al Levine, R ERA:	(8, 1)	1.2		5	0	0	0	0	0	0	0	0	0	0	9	13	0.00	0.000								

Oakland Athletics @ Anaheim Angels
Edison International Field, Anaheim, CA
Tue Apr 17 2001, 10:05 PM EDT
Att: 17,837 - Sunny - 57 F

AB	34
R	5
H	8
RBI	4
BB	4
SO	5
LOB	16



Batter	1	2	3	4	5	6	7	8	9	AB	R	H	RBI	BB	SO	LOB	BOTTOM								
Darin Erstad, L OBP: 0.361, SLG: 0.393	1-0 G1-3		0-3 K		2-2 BB 1B		0-1 F7			4	0	1	0	0	1	0									
Wally Joyner, L OBP: 0.250, SLG: 0.308	2-1 F7		3-3 K		4-1 BB			2-0 G4-3 1B		3	0	1	0	1	1	0									
Tim Salmon, R OBP: 0.246, SLG: 0.245	2-0 F8			1-2 2B HBP		3-3 K		0-1 G4-3 1-2		3	0	0	0	0	1	3									
Troy Glaus, R OBP: 0.339, SLG: 0.642		1-1 G6-3		0-1 F9		1-2 16 FC4-6 1B		0-0 G5-3		4	0	1	0	0	0	1									
16 Garret Anderson, L OBP: 0.267, SLG: 0.368		0-0 FC5-4 1B		1-1 F8		1-1 FC4-6 1-2		0-3 K		4	0	1	0	0	1	2									
Scott Spiezio, S OBP: 0.375, SLG: 0.381		0-3 K		0-1 K		1-2 F7		0-0 G4-3		4	0	1	0	0	1	2									
Bengie Molina, R OBP: 0.364, SLG: 0.390		0-1 FC5-4 1-2		0-0 G6-3		1-1 L7		1-1 L4		4	0	0	0	0	0	4									
Adam Kennedy, L OBP: 0.286, SLG: 0.667			1-2 G6-3		2-1 G1-3		1-0 G4-3			3	0	0	0	0	0	0									
David Eckstein, R OBP: 0.442, SLG: 0.500			3-2 HR		3-2 P6		3-3 K			3	1	1	1	0	1	0									
Inning Stats	R: 0 E: 0 K: 0 S: 4	H: 0 LOB: 0 BB: 0 P: 9	R: 0 E: 0 K: 1 S: 8	H: 1 LOB: 1 BB: 0 P: 9	R: 1 E: 0 K: 2 S: 14	H: 1 LOB: 0 BB: 0 P: 21	R: 0 E: 0 K: 0 S: 9	H: 1 LOB: 2 BB: 0 P: 11	R: 0 E: 0 K: 1 S: 12	H: 1 LOB: 2 BB: 1 P: 26	R: 0 E: 0 K: 0 S: 11	H: 1 LOB: 1 BB: 0 P: 15	R: 0 E: 0 K: 1 S: 6	H: 0 LOB: 0 BB: 0 P: 10	R: 0 E: 0 K: 0 S: 4	H: 1 LOB: 0 BB: 0 P: 6	R: 0 E: 0 K: 1 S: 6	H: 0 LOB: 0 BB: 0 P: 7	1B: 4 2B: 1 3B: 0 HR: 1	SF: 0 SAC: 0 DP: 1 HBP: 1	WP: 0 PB: 0 SB: 0 CS: 0	PA: 34			
PITCHER	IP	WLS	BF	H	R	ER	SO	BB	IBB	HBP	BLK	WP	HR	S	P	ERA	WHIP								
Tim Hudson, R ERA: 4.03	(1, 1)	7.0	W	29	6	1	1	5	1	0	0	0	0	65	104	1.29	1.000								
Jeff Tam, R ERA: 8.31	(8, 1)	2.0		5	0	0	0	1	0	0	0	0	0	9	10	0.00	0.000								

Oakland Athletics @ Anaheim Angels
Edison International Field, Anaheim, CA
Tue Apr 17 2001, 10:05 PM EDT
Att: 17,837 - Sunny - 57 F

AB	32
R	1
H	6
RBI	1
BB	1
SO	6
LOB	12



Batter	1	2	3	4	5	6	7	8	9	AB	R	H	RBI	BB	SO	LOB	TOP								
Johnny Damon, L OBP: 0.279, SLG: 0.213 (1, 7)	G3-1		F9			G5-4-3 1B		G4-3 2B 1B		4	1	2	1	0	0	1	Oakland Athletics @ Anaheim Angels Edison International Field, Anaheim, CA Wed Apr 18 2001, 10:05 PM EDT Att: 17,962 - Cloudy - 65 F								
Miguel Tejada, R OBP: 0.286, SLG: 0.439 (1, 6)	G4-3			G6-3		G5-4-3		G4-3		4	0	0	0	0	0	3									
Jason Giambi, L OBP: 0.516, SLG: 0.620 (1, 3)	G4-3			G4-3		G4-3				4	0	1	1	0	0	1									
Olmedo Saenz, R OBP: 0.278, SLG: 0.306 (1, 10)		G6-3		E6 FC6-4			F7	K		4	0	0	0	0	1	1									
Adam Piatt, R OBP: 0.290, SLG: 0.357 Jeremy Giambi, L OBP: 0.192, SLG: 0.167 (9, PH) (9, 9)	G6-3			FC6-4			BB		K	2	0	0	0	1	0	1									
Terrence Long, L OBP: 0.433, SLG: 0.462 (1, 8)							P6	FC5 2B		4	0	1	0	0	1	1									
Ramon Hernandez, R OBP: 0.327, SLG: 0.396 (1, 2)			G4-3				P6	L3		4	0	0	0	0	1	3									
3 Eric Chavez, L OBP: 0.344, SLG: 0.365 (1, 5)			P4							3	1	1	0	1	1	0									
Frank Menechino, R OBP: 0.348, SLG: 0.500 (1, 4)						G5-4-3 1B		F7 2B	FC5 IBB	4	0	2	0	0	0	3									
Inning Stats	R: 0 E: 0 K: 0 S: 9	H: 0 LOB: 0 BB: 0 P: 14	R: 0 E: 0 K: 0 S: 4	H: 0 LOB: 0 BB: 0 P: 7	R: 0 E: 0 K: 0 S: 9	H: 1 LOB: 0 BB: 0 P: 16	R: 0 E: 1 K: 0 S: 8	H: 0 LOB: 1 BB: 0 P: 11	R: 0 E: 0 K: 3 S: 9	H: 0 LOB: 0 BB: 0 P: 10	R: 0 E: 0 K: 0 S: 7	H: 2 LOB: 1 BB: 0 P: 9	R: 0 E: 0 K: 1 S: 6	H: 0 LOB: 1 BB: 1 P: 12	R: 2 E: 0 K: 1 S: 16	H: 3 LOB: 1 BB: 0 P: 26	R: 0 E: 0 K: 1 S: 12	H: 1 LOB: 2 BB: 1 P: 22	1B: 4 2B: 3 3B: 0 HR: 0	SF: 0 SAC: 0 DP: 1 HBP: 0	WP: 1 PB: 0 SB: 1 CS: 1	PA: 36			
PITCHER	IP	WLS	BF	H	R	ER	SO	BB	IBB	HBP	BLK	WP	HR	S	P	ERA	WHIP								
Scott Schoeneweis, L ERA: 3.49 (1, 1)	7.2		30	6	2	2	3	1	0	0	0	1	0	65	100	2.35	0.913								
Shigetoshi Hasegawa, R ERA: 8.53 (8, 1)	1.0		5	1	0	0	2	0	1	0	0	0	0	12	22	0.00	1.000								
Troy Percival, R ERA: (9, 1)	0.1	W	1	0	0	0	0	0	0	0	0	0	0	3	5	0.00	0.000								

Batter	1	2	3	4	5	6	7	8	9	AB	R	H	RBI	BB	SO	LOB	BOTTOM								
Darin Erstad, L OBP: 0.338, SLG: 0.367 (1, 8)	G4-3		F9			K		FC3 G4-3		4	0	0	1	0	1	1	Oakland Athletics @ Anaheim Angels Edison International Field, Anaheim, CA Wed Apr 18 2001, 10:05 PM EDT Att: 17,962 - Cloudy - 65 F								
Wally Joyner, L OBP: 0.250, SLG: 0.300 David Eckstein, R OBP: 0.442, SLG: 0.500 (1, 3) (9, 6)	K					G4-3		G4-3		4	0	1	1	0	1	1									
Tim Salmon, R OBP: 0.262, SLG: 0.250 (1, 9)						G6-3				3	0	1	0	1	1	1									
Troy Glaus, R OBP: 0.348, SLG: 0.625 (1, 5)	F8									3	1	1	0	1	0	2									
16 Garret Anderson, L OBP: 0.281, SLG: 0.377 (1, 7)		G4-3					F7			4	0	2	0	0	0	1									
Bengie Molina, R OBP: 0.333, SLG: 0.356 (1, 2)		G6-3								4	0	0	0	0	0	5									
Glenallen Hill, R OBP: 0.156, SLG: 0.222 (1, 10)		G6-3								4	0	0	0	0	2	3									
Adam Kennedy, L OBP: 0.444, SLG: 0.867 (1, 4)										3	2	3	1	1	0	0									
Benji Gil, R OBP: 0.385, SLG: 0.500 Scott Spiezio, S OBP: 0.360, SLG: 0.364 (1, 6) (8, PH) (9, 3)										2	0	0	0	0	2	2									
Inning Stats	R: 0 E: 0 K: 1 S: 9	H: 1 LOB: 1 BB: 0 P: 13	R: 0 E: 0 K: 0 S: 4	H: 0 LOB: 0 BB: 0 P: 7	R: 1 E: 0 K: 1 S: 10	H: 2 LOB: 1 BB: 0 P: 12	R: 0 E: 0 K: 0 S: 6	H: 1 LOB: 1 BB: 1 P: 12	R: 0 E: 0 K: 2 S: 11	H: 0 LOB: 1 BB: 1 P: 18	R: 0 E: 0 K: 1 S: 7	H: 0 LOB: 0 BB: 0 P: 13	R: 0 E: 0 K: 0 S: 9	H: 0 LOB: 1 BB: 1 P: 14	R: 1 E: 0 K: 1 S: 10	H: 1 LOB: 0 BB: 0 P: 17	R: 1 E: 0 K: 1 S: 11	H: 3 LOB: 2 BB: 0 P: 15	1B: 7 2B: 2 3B: 1 HR: 0	SF: 0 SAC: 0 DP: 2 HBP: 0	WP: 0 PB: 0 SB: 1 CS: 1	PA: 35			
PITCHER	IP	WLS	BF	H	R	ER	SO	BB	IBB	HBP	BLK	WP	HR	S	P	ERA	WHIP								
Cory Lidle, R ERA: 7.71 (1, 1)	7.0		25	4	1	1	5	3	0	0	0	0	0	56	89	1.29	1.000								
Jim Mecir, R ERA: 7.88 (8, 1)	1.1	L	8	3	2	2	1	0	0	0	0	0	0	15	24	13.50	2.250								
Jason Isringhausen, R ERA: (9, 1)	0.1		2	1	0	0	1	0	0	0	0	0	0	6	8	0.00	3.000								



Batter	1	2	3	4	5	6	7	8	9	AB	R	H	RBI	BB	SO	LOB	TOP										
Darin Erstad, L (1, 8) OBP: 0.319, SLG: 0.344	F7			G2-3		G4-3		G2-3		4	0	0	0	0	0	2	Anaheim Angels @ Seattle Mariners Safeco Field, Seattle, WA Thu Apr 19 2001, 7:05 PM PDT Att: 25,016 - Sunny - 57 F										
Wally Joyner, L (1, 3) OBP: 0.229, SLG: 0.273 Shawn Wooten, R (8, PH) OBP: 0.357, SLG: 0.786 (8, 3)	F8			K		G6-3		F9		3	0	0	0	0	1	1											
Tim Salmon, R (1, 9) OBP: 0.292, SLG: 0.357	K			2B			FC1-4 1B		HR	4	1	3	1	0	1	0											
Troy Glaus, R (1, 5) OBP: 0.329, SLG: 0.583		G6-3		K			FC1-4 16 2B		K	4	1	0	0	0	2	2											
16 Garret Anderson, L (1, 7) OBP: 0.279, SLG: 0.385	F8				F5		2B		G3	4	0	1	1	0	0	0											
Bengie Molina, R (1, 2) OBP: 0.327, SLG: 0.347 Benji Gil, R (9, PR) OBP: 0.385, SLG: 0.500	K				G6-3		G5-3			4	0	1	0	0	1	1											
Glenallen Hill, R (1, 10) OBP: 0.146, SLG: 0.208 Scott Spiezio, S (9, PH) OBP: 0.346, SLG: 0.348				G1-3		K			1B	3	0	0	0	0	2	1											
Adam Kennedy, L (1, 4) OBP: 0.381, SLG: 0.722				F8		G3		G5-3		3	0	0	0	0	0	0											
David Eckstein, R (1, 6) OBP: 0.457, SLG: 0.500				G6-3		G4-3 BB		G2-3 1B		2	0	1	0	1	0	0											
Inning Stats	R: 0 H: 0 E: 0 K: 1 S: 9	H: 0 LOB: 0 BB: 0 P: 14	R: 0 H: 0 E: 0 K: 1 S: 11	H: 0 LOB: 0 BB: 0 P: 19	R: 0 H: 0 E: 0 K: 0 S: 7	H: 0 LOB: 0 BB: 0 P: 12	R: 0 H: 1 E: 0 K: 2 S: 13	H: 1 LOB: 1 BB: 0 P: 20	R: 0 H: 0 E: 0 K: 1 S: 8	H: 0 LOB: 0 BB: 0 P: 11	R: 0 H: 0 E: 0 K: 0 S: 8	H: 0 LOB: 1 BB: 1 P: 18	R: 1 H: 2 E: 0 K: 1 S: 12	H: 2 LOB: 1 BB: 0 P: 19	R: 0 H: 1 E: 0 K: 0 S: 9	H: 1 LOB: 1 BB: 0 P: 16		R: 1 H: 2 E: 0 K: 1 S: 10	H: 2 LOB: 1 BB: 0 P: 17	1B: 3 2B: 2 3B: 0 HR: 1	SF: 0 SAC: 0 DP: 0 HBP: 0	WP: 0 PB: 0 CS: 0	PA: 34				
PITCHER	IP	WLS	BF	H	R	ER	SO	BB	IBB	HBP	BLK	WP	HR	S	P	ERA	WHIP										
Freddy Garcia, R (1, 1) ERA: 3.38	7.0	W	25	3	1	1	6	1	0	0	0	0	0	68	113	1.29	0.571										
Arthur Rhodes, L (8, 1) ERA:	1.0	H	4	1	0	0	0	0	0	0	0	0	0	9	16	0.00	1.000										
Kazuhiro Sasaki, R (9, 1) ERA: 6.23	1.0	S	5	2	1	1	1	0	0	0	0	0	1	10	17	9.00	2.000										

Batter	1	2	3	4	5	6	7	8	9	AB	R	H	RBI	BB	SO	LOB	BOTTOM										
51 Ichiro Suzuki, L (1, 9) OBP: 0.405, SLG: 0.500	G5-3 G3-1 1B		G1-3			S 1B		F5		4	1	2	0	0	0	2	Anaheim Angels @ Seattle Mariners Safeco Field, Seattle, WA Thu Apr 19 2001, 7:05 PM PDT Att: 25,016 - Sunny - 57 F										
Stan Javier, S (1, 8) OBP: 0.450, SLG: 0.286 (8, 7)	G3-1		F8			1B BB		G3		3	1	0	0	1	0	2											
Edgar Martinez, R (1, 10) OBP: 0.486, SLG: 0.564	G5-3				F8			G6-3		4	0	0	0	0	1	3											
John Olerud, L (1, 3) OBP: 0.429, SLG: 0.534	G3				F8			2B 1B		4	1	2	1	0	0	1											
Bret Boone, R (1, 4) OBP: 0.403, SLG: 0.525		K			F9			2B 1B		4	0	2	2	0	1	0											
Al Martin, L (1, 7) OBP: 0.270, SLG: 0.129 Mike Cameron, R (8, 8) OBP: 0.348, SLG: 0.327					G4-3		F7		F9	3	0	1	0	0	0	2											
Carlos Guillen, S (1, 6) OBP: 0.246, SLG: 0.275		L3			G5-3			G4-3		3	0	0	0	0	0	1											
David Bell, R (1, 5) OBP: 0.255, SLG: 0.373					K			1B		3	0	2	0	0	1	0											
Dan Wilson, R (1, 2) OBP: 0.289, SLG: 0.278					K			F9		3	0	0	0	0	2	2											
Inning Stats	R: 0 H: 1 E: 0 K: 0 S: 13	H: 1 LOB: 1 BB: 0 P: 19	R: 0 H: 1 E: 0 K: 1 S: 7	H: 1 LOB: 0 BB: 0 P: 10	R: 0 H: 1 E: 0 K: 1 S: 11	H: 1 LOB: 1 BB: 0 P: 17	R: 0 H: 0 E: 0 K: 0 S: 5	H: 0 LOB: 0 BB: 0 P: 6	R: 0 H: 0 E: 0 K: 1 S: 8	H: 0 LOB: 0 BB: 0 P: 11	R: 2 H: 3 E: 0 K: 2 S: 17	H: 3 LOB: 2 BB: 1 P: 27	R: 0 H: 1 E: 0 K: 0 S: 7	H: 1 LOB: 1 BB: 0 P: 10	R: 1 H: 2 E: 0 K: 0 S: 7	H: 2 LOB: 1 BB: 0 P: 12		1B: 8 2B: 2 3B: 0 HR: 0	SF: 0 SAC: 0 DP: 1 HBP: 0	WP: 0 PB: 0 CS: 0	PA: 33						
PITCHER	IP	WLS	BF	H	R	ER	SO	BB	IBB	HBP	BLK	WP	HR	S	P	ERA	WHIP										
Ismael Valdez, R (1, 1) ERA: 3.29	7.2	L	31	8	3	3	5	1	0	0	0	0	0	73	108	3.52	1.174										
Ben Weber, R (8, 1) ERA: 1.42	0.1		2	1	0	0	0	0	0	0	0	0	0	2	4	0.00	3.000										

AB	33
R	2
H	6
RBI	2
BB	1
SO	7
LOB	9

AB	32
R	3
H	9
RBI	3
BB	1
SO	5
LOB	14

Batter	1	2	3	4	5	6	7	8	9	AB	R	H	RBI	BB	SO	LOB	TOP					
Darin Erstad, L (1, 8) OBP: 0.315, SLG: 0.353	1-2 WP 16 2B	0-0 G4-3			0-1 L6		1-1 F8			4	1	1	0	0	0	3	Anaheim Angels @ Seattle Mariners Safeco Field, Seattle, WA Fri Apr 20 2001, 7:05 PM PDT Att: 38,518 - Sunny - 60 F					
Benji Gil, R (1, 6) OBP: 0.381, SLG: 0.488	1-2 L3		1-2 G5-3		0-1 WP 1B		2-1 G6-3			3	0	1	0	0	0	1						
Orlando Palmeiro, L (8, PH) OBP: 0.279, SLG: 0.375										1	0	0	0	0	0	0						
David Eckstein, R (8, 6) OBP: 0.457, SLG: 0.500										0	0	0	0	0	0	0						
Tim Salmon, R (1, 9) OBP: 0.304, SLG: 0.345	4-2 16 2B		4-0 G6-4-3 BB		1-0 F8		3-3 K			2	0	0	0	2	1	2						
Troy Glaus, R (1, 5) OBP: 0.311, SLG: 0.547	1-3 K		1-1 G6-4-3		1-2 G6-3		0-3 K			4	0	0	0	0	2	3						
16 Garret Anderson, L (1, 7) OBP: 0.292, SLG: 0.406	0-1 1-3 3-H 2B			0-1 G5-4-3 1B		2-3 K		1-2 F3		4	0	2	1	0	1	0						
Bengie Molina, R (1, 2) OBP: 0.304, SLG: 0.321	1-2 G6-3		2-0 G5-4-3		2-3 K		1-2 F8			4	0	0	0	0	1	3						
Glenallen Hill, R (1, 10) OBP: 0.135, SLG: 0.192		2-2 F8		1-2 L5		3-3 K		0-0 G4-3		4	0	0	0	0	1	0						
Adam Kennedy, L (1, 4) OBP: 0.375, SLG: 0.667		0-0 B1-3			2-1 G3-1		1-0 1B			3	0	1	0	0	0	0						
Shawn Wooten, R (1, 3) OBP: 0.412, SLG: 0.750		4-0 BB			2-2 WP 1B		2-3 K			2	0	1	0	1	1							
Inning Stats	R: 1 E: 0 K: 1 S: 16	H: 2 LOB: 2 BB: 1 P: 24	R: 0 E: 0 K: 0 S: 5	H: 0 LOB: 1 BB: 1 P: 11	R: 0 E: 0 K: 0 S: 5	H: 0 LOB: 0 BB: 1 P: 11	R: 0 E: 0 K: 0 S: 6	H: 1 LOB: 0 BB: 0 P: 9	R: 0 E: 0 K: 0 S: 11	H: 2 LOB: 2 BB: 0 P: 16	R: 0 E: 0 K: 2 S: 12	H: 0 LOB: 0 BB: 0 P: 17	R: 0 E: 0 K: 2 S: 9	H: 1 LOB: 1 BB: 0 P: 16	R: 0 E: 0 K: 2 S: 11	H: 0 LOB: 0 BB: 0 P: 16	R: 0 E: 0 K: 0 S: 7	H: 0 LOB: 0 BB: 0 P: 9	1B: 4 2B: 2 3B: 0 HR: 0	SF: 0 SAC: 0 DP: 2 HBP: 0	WP: 2 PB: 0 CS: 0	PA: 34
PITCHER	IP WLS BF H R ER SO BB IBB HBP BLK WP HR S P ERA WHIP	7.0 W 28 6 1 1 5 3 0 0 0 2 0 64 104 1.29 1.286	1.0 H 3 0 0 0 2 0 0 0 0 0 11 16 0.00 0.000	1.0 S 3 0 0 0 0 0 0 0 0 0 7 9 0.00 0.000	PITCHER										IP WLS BF H R ER SO BB IBB HBP BLK WP HR S P ERA WHIP							
John Halama, L (1, 1) ERA: 3.52											7.0 W 28 6 1 1 5 3 0 0 0 2 0 64 104 1.29 1.286											
Jeff Nelson, R (8, 1) ERA: 3.24											1.0 H 3 0 0 0 2 0 0 0 0 0 11 16 0.00 0.000											
Kazuhiko Sasaki, R (9, 1) ERA: 5.59											1.0 S 3 0 0 0 0 0 0 0 0 0 7 9 0.00 0.000											

Batter	1	2	3	4	5	6	7	8	9	AB	R	H	RBI	BB	SO	LOB	BOTTOM				
51 Ichiro Suzuki, L (1, 9) OBP: 0.410, SLG: 0.514	2-0 G6-3 G4-3 2B		1-0 G4-3 1B		1-0 G6-3			2-0 F7		4	1	2	0	0	0	0	Anaheim Angels @ Seattle Mariners Safeco Field, Seattle, WA Fri Apr 20 2001, 7:05 PM PDT Att: 38,518 - Sunny - 60 F				
Stan Javier, S (1, 8) OBP: 0.417, SLG: 0.444	3-1 G6-3		1-2 G4-3		1-2 L5			2-1 HR		4	1	1	1	0	0	3					
Edgar Martinez, R (1, 10) OBP: 0.474, SLG: 0.542	2-2 G4-3			0-0 FC3-6 G4-3 1B		1-1 G6-3		0-1 G4-3		4	1	1	1	0	0	0					
John Olerud, L (1, 3) OBP: 0.425, SLG: 0.525	3-H L7			1-0 FC3-6 1B		1-1 F7				3	0	1	0	0	0	0					
Bret Boone, R (1, 4) OBP: 0.386, SLG: 0.500		0-1 F8		0-2 FC3-6 G4-3 1B		0-1 G5-3				3	1	0	0	0	0	2					
Al Martin, L (1, 7) OBP: 0.250, SLG: 0.118		0-1 G4-3		2-0 G4-3			0-1 G3			3	0	0	1	0	0	1					
Mike Cameron, R (8, 8) OBP: 0.348, SLG: 0.327				1-2 G4-3						0	0	0	0	0	0	0					
Tom Lampkin, L (1, 2) OBP: 0.333, SLG: 0.381		2-1 L7		1-2 3-H 2-1 1B		1-0 F7				3	0	1	1	0	0	0					
David Bell, R (1, 5) OBP: 0.241, SLG: 0.352			0-2 P4		1-0 F3			1-0 L5		3	0	0	0	0	0	1					
Carlos Guillen, S (1, 6) OBP: 0.250, SLG: 0.264			4-0 51 1B BB		3-1 G3			1-2 G1-3		2	0	0	0	1	0	0					
Inning Stats	R: 1 E: 0 K: 0 S: 10	H: 1 LOB: 0 BB: 0 P: 20	R: 0 E: 0 K: 0 S: 6	H: 0 LOB: 0 BB: 0 P: 8	R: 0 E: 0 K: 0 S: 8	H: 1 LOB: 1 BB: 1 P: 14	R: 2 E: 0 K: 0 S: 12	H: 3 LOB: 1 BB: 0 P: 18	R: 0 E: 0 K: 0 S: 6	H: 0 LOB: 0 BB: 0 P: 11	R: 0 E: 0 K: 0 S: 6	H: 0 LOB: 0 BB: 0 P: 8	R: 0 E: 0 K: 0 S: 4	H: 0 LOB: 0 BB: 0 P: 6	R: 1 E: 0 K: 0 S: 8	H: 1 LOB: 0 BB: 0 P: 13	1B: 4 2B: 1 3B: 0 HR: 1	SF: 0 SAC: 0 DP: 1 HBP: 0	WP: 0 PB: 0 CS: 0	PA: 30	
PITCHER	IP WLS BF H R ER SO BB IBB HBP BLK WP HR S P ERA WHIP	8.0 L 30 6 4 4 0 1 0 0 0 0 1 60 98 4.50 0.875	PITCHER										IP WLS BF H R ER SO BB IBB HBP BLK WP HR S P ERA WHIP								
Pat Rapp, R (1, 1) ERA: 6.75											8.0 L 30 6 4 4 0 1 0 0 0 0 1 60 98 4.50 0.875										

AB	31
R	1
H	6
RBI	1
BB	3
SO	7
LOB	13



AB	29
R	4
H	6
RBI	4
BB	1
SO	0
LOB	7



Batter	1	2	3	4	5	6	7	8	9	AB	R	H	RBI	BB	SO	LOB	TOP										
Darin Erstad, L (1, 8) OBP: 0.308, SLG: 0.333	F8		G3				K		K	4	0	0	0	1	2	1											
David Eckstein, R (1, 10) OBP: 0.431, SLG: 0.455	P4		F9				G3-1		DI HBP	4	0	0	0	0	0	3											
Tim Salmon, R (1, 9) OBP: 0.311, SLG: 0.349	1B								F8	5	0	2	0	0	0	1											
Troy Glaus, R (1, 5) (7, 6) OBP: 0.295, SLG: 0.515	F7								F8	4	0	0	0	0	1	2											
16 Garret Anderson, L (1, 7) OBP: 0.303, SLG: 0.452			G4-3						1B	4	1	2	1	0	1	1											
Bengie Molina, R (1, 2) OBP: 0.317, SLG: 0.321	F8								1B	3	0	1	0	1	0	0											
Scott Spiezio, S (1, 3) (7, 5)	K								1B	2	0	0	0	2	2	2											
Adam Kennedy, L (1, 4) OBP: 0.321, SLG: 0.560			G4-3						G3	4	0	0	0	0	0	4											
Benji Gil, R (1, 6) OBP: 0.386, SLG: 0.512										2	0	1	0	0	1	1											
Wally Joyner, L (7, PH) OBP: 0.222, SLG: 0.265										1	0	0	0	0	1	0											
Shawn Wooten, R (9, PH) OBP: 0.444, SLG: 0.941			G3						HR	1	1	1	1	0	0	0											
Inning Stats	R: 0 E: 0 K: 0 S: 11	H: 1 LOB: 1 BB: 0 P: 20	R: 0 E: 0 K: 1 S: 8	H: 0 LOB: 0 BB: 0 P: 14	R: 0 E: 0 K: 0 S: 10	H: 1 LOB: 0 BB: 0 P: 15	R: 1 E: 0 K: 0 S: 10	H: 1 LOB: 0 BB: 0 P: 17	R: 0 E: 0 K: 1 S: 15	H: 0 LOB: 2 BB: 2 P: 27	R: 0 E: 0 K: 2 S: 17	H: 1 LOB: 3 BB: 2 P: 30	R: 0 E: 0 K: 1 S: 10	H: 0 LOB: 0 BB: 0 P: 16	R: 0 E: 0 K: 1 S: 18	H: 2 LOB: 2 BB: 0 P: 25	R: 1 E: 0 K: 1 S: 12	H: 1 LOB: 1 BB: 0 P: 18	1B: 4 2B: 1 3B: 0 HR: 2	SF: 0 SAC: 0 DP: 0 HBP: 1	WP: 0 PB: 0 CS: 0	PA: 39					
PITCHER	IP	WLS	BF	H	R	ER	SO	BB	IBB	HBP	BLK	WP	HR	S	P	ERA	WHIP										
Jamie Moyer, L (1, 1) ERA: 4.09	5.0	W	20	3	1	1	2	2	0	0	0	0	1	54	93	1.80	1.000										
Ryan Franklin, R (6, 1) ERA: 0.59	2.2	H	13	3	0	0	4	2	0	0	0	0	0	40	66	0.00	1.875										
Arthur Rhodes, L (8, 1) ERA: 1.13	1.0	H	5	1	1	1	2	0	0	1	0	0	0	15	20	9.00	1.000										
Jeff Nelson, R (9, 1) ERA: 3.12	0.1	S	1	0	0	0	0	0	0	0	0	0	0	2	3	0.00	0.000										

Anaheim Angels @ Seattle Mariners
Safeco Field, Seattle, WA
Sat Apr 21 2001, 1:05 PM PDT
Att: 39,274 - Sunny - 56 F

AB 34
R 2
H 7
RBI 2
BB 4
SO 8
LOB 15



Batter	1	2	3	4	5	6	7	8	9	AB	R	H	RBI	BB	SO	LOB	BOTTOM										
51 Ichiro Suzuki, L (1, 9) OBP: 0.390, SLG: 0.487	L9		P6				G6-3			4	0	0	0	0	0	2											
Mark McLemore, S (1, 7) OBP: 0.355, SLG: 0.593	F3		BB HR				F7			4	1	1	0	0	0	1											
Edgar Martinez, R (1, 10) OBP: 0.476, SLG: 0.532	1B		BB HR				F8			3	1	1	0	1	0	1											
John Olerud, L (1, 3) OBP: 0.442, SLG: 0.578	F8		HR				WP 2B BB			3	2	2	4	1	0	1											
Bret Boone, R (1, 4) OBP: 0.378, SLG: 0.485			G5-3				G6-3			4	0	1	0	0	0	1											
Mike Cameron, R (1, 8) OBP: 0.357, SLG: 0.345							L8			3	0	1	1	1	0	2											
David Bell, R (1, 5) OBP: 0.226, SLG: 0.328							K			4	0	0	0	0	1	4											
Dan Wilson, R (1, 2) OBP: 0.293, SLG: 0.282							F7			3	1	1	0	0	0	1											
Carlos Guillen, S (1, 6) OBP: 0.254, SLG: 0.268										3	0	1	0	0	1	1											
Inning Stats	R: 0 E: 0 K: 0 S: 12	H: 1 LOB: 1 BB: 0 P: 18	R: 0 E: 0 K: 0 S: 10	H: 0 LOB: 1 BB: 1 P: 21	R: 4 E: 0 K: 1 S: 17	H: 3 LOB: 0 BB: 1 P: 26	R: 0 E: 0 K: 1 S: 7	H: 0 LOB: 0 BB: 0 P: 8	R: 0 E: 0 K: 0 S: 7	H: 1 LOB: 1 BB: 0 P: 13	R: 1 E: 0 K: 0 S: 10	H: 1 LOB: 1 BB: 1 P: 21	R: 0 E: 0 K: 0 S: 8	H: 0 LOB: 0 BB: 0 P: 12	R: 0 E: 0 K: 0 S: 15	H: 2 LOB: 2 BB: 0 P: 22	1B: 6 2B: 1 3B: 0 HR: 1	SF: 0 SAC: 0 DP: 0 HBP: 0	WP: 1 PB: 0 SB: 0 CS: 1	PA: 35							
PITCHER	IP	WLS	BF	H	R	ER	SO	BB	IBB	HBP	BLK	WP	HR	S	P	ERA	WHIP										
Jarrod Washburn, L (1, 1) ERA: 6.75	5.1	L	24	6	5	5	2	3	0	0	0	0	1	58	97	8.44	1.688										
Lou Pote, R (6, 1) ERA: 1.5	1.2		5	0	0	0	0	0	0	0	0	0	0	13	22	0.00	0.000										
Ben Weber, R (8, 1) ERA: 1.23	1.0		5	2	0	0	0	0	0	0	0	0	0	15	22	0.00	2.000										

Anaheim Angels @ Seattle Mariners
Safeco Field, Seattle, WA
Sat Apr 21 2001, 1:05 PM PDT
Att: 39,274 - Sunny - 56 F

AB 31
R 5
H 8
RBI 5
BB 3
SO 2
LOB 14



Batter	1	2	3	4	5	6	7	8	9	AB	R	H	RBI	BB	SO	LOB	TOP								
Darin Erstad, L (1, 8) OBP: 0.305, SLG: 0.329	G5-3 1B		G3-1		G3			FC5-4		4	0	1	0	0	0	3	Anaheim Angels @ Seattle Mariners Safeco Field, Seattle, WA Sun Apr 22 2001, 1:35 PM PDT Att: 44,192 - Dome - 72 F livebaseballscorecards.com								
Wally Joyner, L (1, 3) OBP: 0.230, SLG: 0.237	F7		G4-3			G4-3		F8		4	0	0	0	0	2										
Tim Salmon, R (1, 9) OBP: 0.295, SLG: 0.328	G5-3			G6-3		F8			F7	4	0	0	0	0	1										
Troy Glaus, R (1, 5) OBP: 0.293, SLG: 0.500	P6			G4-6-3 1B		G5-3			P6	4	0	1	0	0	1										
16 Garret Anderson, L (1, 7) OBP: 0.313, SLG: 0.447				G4-6-3 1B			G4-3			3	0	1	0	1	0										
Scott Spiezio, S (1, 10) OBP: 0.324, SLG: 0.276		P6			P4			F8		4	0	0	0	0	2										
Jorge Fabregas, L (1, 2) OBP: 0.154, SLG: 0.385			F7			G6-3				2	0	0	0	0	1										
Bengie Molina, R (7, PH) OBP: 0.311, SLG: 0.316							G5-3			1	0	0	0	0	0										
Adam Kennedy, L (1, 4) OBP: 0.323, SLG: 0.536			G4-3					G1-3		3	0	1	0	0	1										
David Eckstein, R (1, 6) OBP: 0.444, SLG: 0.468			G5-3							3	0	2	0	0	0										
Inning Stats	R: 0 E: 0 K: 0 S: 14	H: 1 LOB: 1 BB: 0 P: 20	R: 0 E: 0 K: 0 S: 10	H: 1 LOB: 1 BB: 0 P: 13	R: 0 E: 0 K: 0 S: 7	H: 0 LOB: 0 BB: 0 P: 13	R: 0 E: 0 K: 0 S: 6	H: 1 LOB: 0 BB: 0 P: 8	R: 0 E: 0 K: 0 S: 14	H: 2 LOB: 2 BB: 0 P: 19	R: 0 E: 0 K: 0 S: 5	H: 0 LOB: 0 BB: 0 P: 7	R: 0 E: 0 K: 0 S: 7	H: 0 LOB: 0 BB: 0 P: 14	R: 0 E: 0 K: 0 S: 14	H: 1 LOB: 1 BB: 1 P: 19	R: 0 E: 0 K: 0 S: 10	H: 0 LOB: 1 BB: 1 P: 18	1B: 6 2B: 0 3B: 0 HR: 0	SF: 0 SAC: 0 DP: 1 HBP: 0	WP: 0 PB: 0 SB: 0 CS: 0	PA: 33			
PITCHER	IP	WLS	BF	H	R	ER	SO	BB	IBB	HBP	BLK	WP	HR	S	P	ERA	WHIP								
Aaron Sele, R (1, 1) ERA: 2.25	6.0	W	22	5	0	0	0	0	0	0	0	0	0	56	80	0.00	0.833								
Norm Charlton, L (7, 1) ERA: 3.99	2.0		7	1	0	0	0	0	0	0	0	0	0	21	33	0.00	0.500								
Jose Paniagua, R (9, 1) ERA: 4.09	1.0		4	0	0	0	0	1	0	0	0	0	0	10	18	0.00	1.000								

Batter	1	2	3	4	5	6	7	8	9	AB	R	H	RBI	BB	SO	LOB	BOTTOM								
51 Ichiro Suzuki, L (1, 9) OBP: 0.391, SLG: 0.482	BB FC4-6 1B		P6	G5-3		FC6-2 1B		G3		5	1	2	1	0	0	1	Anaheim Angels @ Seattle Mariners Safeco Field, Seattle, WA Sun Apr 22 2001, 1:35 PM PDT Att: 44,192 - Dome - 72 F livebaseballscorecards.com								
Mike Cameron, R (1, 8) OBP: 0.360, SLG: 0.381	F9		FC6-4 BB 1B		2B 3B	FC6-2 1B		K		5	1	2	0	0	1	3									
Stan Javier, S (1, 7) OBP: 0.429, SLG: 0.500	FC4-6 BB 1B		K		2B	K2-3				4	1	2	1	0	2	3									
John Olerud, L (1, 3) OBP: 0.444, SLG: 0.561	FC4-6 BB		FC6-4 BB		F9	G4-3				2	0	0	0	2	0	3									
Bret Boone, R (1, 4) OBP: 0.359, SLG: 0.458	FC4-6		FC6-4		F9		G4-3			4	0	0	1	0	0	5									
Al Martin, L (1, 10) OBP: 0.273, SLG: 0.263	G3			HR	2B		G4-3			4	1	2	2	0	0	2									
Tom Lampkin, L (1, 2) OBP: 0.357, SLG: 0.375		K		G6-4-3 1B	G4-3			BB		3	0	1	0	1	1										
Carlos Guillen, S (1, 6) OBP: 0.254, SLG: 0.254		F7		G6-4-3		1B 51 1B BB		F8		3	1	0	0	1	0	2									
Mark McLemore, S (1, 5) OBP: 0.371, SLG: 0.581		K				51 1B FC6-2 1B		F5		4	0	2	0	0	1	0									
Inning Stats	R: 1 E: 0 K: 0 S: 11	H: 2 LOB: 2 BB: 1 P: 18	R: 0 E: 0 K: 2 S: 10	H: 0 LOB: 0 BB: 0 P: 16	R: 0 E: 0 K: 1 S: 12	H: 1 LOB: 2 BB: 1 P: 18	R: 1 E: 0 K: 0 S: 12	H: 3 LOB: 1 BB: 0 P: 19	R: 2 E: 0 K: 0 S: 16	H: 3 LOB: 1 BB: 0 P: 22	R: 1 E: 0 K: 1 S: 14	H: 2 LOB: 2 BB: 1 P: 29	R: 0 E: 0 K: 0 S: 10	H: 0 LOB: 1 BB: 1 P: 21	R: 0 E: 0 K: 1 S: 7	H: 0 LOB: 0 BB: 0 P: 12		1B: 7 2B: 2 3B: 1 HR: 1	SF: 0 SAC: 0 DP: 1 HBP: 0	WP: 0 PB: 0 SB: 2 CS: 0	PA: 38				
PITCHER	IP	WLS	BF	H	R	ER	SO	BB	IBB	HBP	BLK	WP	HR	S	P	ERA	WHIP								
Ramon Ortiz, R (1, 1) ERA: 4.62	5.0	L	27	10	5	5	3	3	0	0	0	0	0	65	102	9.00	2.600								
Mike Holtz, L (6, 1) ERA: 2.57	1.0		4	1	0	0	1	0	0	0	0	0	0	10	20	0.00	1.000								
Shigetoshi Hasegawa, R (7, 1) ERA: 7.36	1.0		4	0	0	0	0	1	0	0	0	0	0	10	21	0.00	1.000								
Troy Percival, R (8, 1) ERA:	1.0		3	0	0	0	1	0	0	0	0	0	0	7	12	0.00	0.000								

Batter	1	2	3	4	5	6	7	8	9	AB	R	H	RBI	BB	SO	LOB	TOP										
David Eckstein, R OBP: 0.424, SLG: 0.431										4	1	0	1	0	0	2	Anaheim Angels @ Cleveland Indians Jacobs Field, Cleveland, OH Tue Apr 24 2001, 7:05 PM EDT Att: 31,942 - Cloudy - 51 F										
Darin Erstad, L OBP: 0.310, SLG: 0.370										5	1	2	1	0	1	1											
Tim Salmon, R OBP: 0.301, SLG: 0.338										4	1	1	0	1	0	1											
16 Garret Anderson, L OBP: 0.306, SLG: 0.432										5	0	1	1	0	2	3											
Troy Glaus, R OBP: 0.322, SLG: 0.520										3	1	2	1	2	0	2											
Scott Spiezio, S OBP: 0.308, SLG: 0.294										5	1	1	0	0	1	5											
Wally Joyner, L OBP: 0.244, SLG: 0.317										3	1	1	2	2	1	2											
Bengie Molina, R OBP: 0.338, SLG: 0.322										2	1	1	0	2	1	0											
Adam Kennedy, L OBP: 0.278, SLG: 0.455										5	0	0	0	0	0	9											
Inning Stats	R: 2 E: 0 K: 1 S: 16	H: 2 LOB: 1 BB: 0 P: 23	R: 0 E: 0 K: 1 S: 12	H: 1 LOB: 1 BB: 0 P: 15	R: 0 E: 0 K: 1 S: 7	H: 0 LOB: 0 BB: 0 P: 9	R: 2 E: 0 K: 1 S: 15	H: 2 LOB: 0 BB: 0 P: 21	R: 0 E: 0 K: 0 S: 10	H: 0 LOB: 3 BB: 3 P: 23	R: 0 E: 0 K: 0 S: 14	H: 1 LOB: 2 BB: 1 P: 22	R: 2 E: 1 K: 0 S: 11	H: 1 LOB: 1 BB: 1 P: 18	R: 1 E: 0 K: 1 S: 10	H: 2 LOB: 3 BB: 2 P: 25	1B: 3 2B: 4 3B: 1 HR: 1	SF: 0 SAC: 1 DP: 0 HBP: 1	WP: 0 PB: 0 SB: 0 CS: 0	PA: 45							
PITCHER	IP	WLS	BF	H	R	ER	SO	BB	IBB	HBP	BLK	WP	HR	S	P	ERA	WHIP										
Bartolo Colon, R ERA: 4.0	6.1	L	30	6	4	4	5	4	0	1	0	0	1	76	114	5.68	1.579										
Rich Rodriguez, L ERA: 0.00	0.1		1	0	0	0	0	0	0	0	0	0	0	2	3	0.00	0.000										
Steve Reed, R ERA: 2.45	0.1		1	0	0	0	0	0	0	0	0	0	0	3	4	0.00	0.000										
Paul Shuey, R ERA: 3.38	1.0		6	1	2	0	0	1	0	0	0	0	0	11	18	0.00	2.000										
Ricardo Rincon, L ERA: 4.5	1.0		7	2	1	1	1	1	1	0	0	0	0	10	25	9.00	3.000										

Batter	1	2	3	4	5	6	7	8	9	AB	R	H	RBI	BB	SO	LOB	BOTTOM										
Kenny Lofton, L OBP: 0.333, SLG: 0.300										5	0	1	0	0	1	0	Anaheim Angels @ Cleveland Indians Jacobs Field, Cleveland, OH Tue Apr 24 2001, 7:05 PM EDT Att: 31,942 - Cloudy - 51 F										
Omar Vizquel, S OBP: 0.316, SLG: 0.261										4	1	1	0	0	2	1											
Roberto Alomar, S OBP: 0.390, SLG: 0.348										3	1	2	0	1	0	0											
Juan Gonzalez, R OBP: 0.388, SLG: 0.753										4	0	2	1	0	1	1											
Ellis Burks, R OBP: 0.373, SLG: 0.484										4	0	2	1	0	1	3											
Wil Cordero, R OBP: 0.439, SLG: 0.469										3	0	1	0	1	0	2											
Marty Cordova, R OBP: 0.406, SLG: 0.667										4	0	1	0	0	0	5											
Russell Branyan, L OBP: 0.288, SLG: 0.492										3	0	0	0	0	1	1											
Jolbert Cabrera, R OBP: 0.350, SLG: 0.351										1	0	0	0	0	0	0											
Einar Diaz, R OBP: 0.326, SLG: 0.375										4	0	0	0	0	0	1											
Inning Stats	R: 1 E: 0 K: 1 S: 12	H: 3 LOB: 2 BB: 0 P: 19	R: 0 E: 0 K: 1 S: 6	H: 1 LOB: 0 BB: 0 P: 12	R: 1 E: 0 K: 0 S: 13	H: 4 LOB: 3 BB: 1 P: 20	R: 0 E: 0 K: 0 S: 6	H: 0 LOB: 0 BB: 0 P: 7	R: 0 E: 0 K: 0 S: 8	H: 0 LOB: 0 BB: 0 P: 8	R: 0 E: 0 K: 1 S: 8	H: 0 LOB: 0 BB: 0 P: 9	R: 0 E: 0 K: 1 S: 12	H: 2 LOB: 2 BB: 0 P: 20	R: 0 E: 0 K: 1 S: 8	H: 0 LOB: 0 BB: 0 P: 9	1B: 8 2B: 3 3B: 0 HR: 0	SF: 0 SAC: 0 DP: 2 HBP: 0	WP: 0 PB: 0 SB: 0 CS: 0	PA: 37							
PITCHER	IP	WLS	BF	H	R	ER	SO	BB	IBB	HBP	BLK	WP	HR	S	P	ERA	WHIP										
Scott Schoeneweis, L ERA: 3.22	8.0	W	34	10	2	2	5	2	0	0	0	0	0	71	109	2.25	1.500										
Mike Holtz, L ERA: 2.25	1.0		3	0	0	0	1	0	0	0	0	0	0	8	9	0.00	0.000										

Batter	1	2	3	4	5	6	7	8	9	AB	R	H	RBI	BB	SO	LOB	TOP																					
David Eckstein, R (1,4) OBP: 0.403, SLG: 0.424	1-1 CI 2B	0-0 P6			1-3 K			0-1 G6-3		4	1	1	0	0	1	1	Anaheim Angels @ Cleveland Indians Jacobs Field, Cleveland, OH Thu Apr 26 2001, 7:05 PM EDT Att: 29,427 - Sunny - 53 F																					
Darin Erstad, L (1,8) Wally Joyner, L (8,3) OBP: 0.399, SLG: 0.356 OBP: 0.239, SLG: 0.310	1-2 CI 2B		0-1 HR	1B	3-1 G4-3			2-3 K		3	2	1	0	0	1	0																						
Tim Salmon, R (1,9) OBP: 0.319, SLG: 0.390	3-2 16 PB SF8 2B		0-0 HR		2-3 K			4-2 BB		3	2	2	4	1	1	0																						
16 Garret Anderson, L (1,7) OBP: 0.290, SLG: 0.404	1-3 K		1-1 F7		1-0 G3			0-3 K		4	0	0	0	0	2	2																						
Troy Glaus, R (1,5) OBP: 0.326, SLG: 0.506	0-1 SF8		0-2 G6-3		2-3 K			0-1 G4-6-3 1B		3	0	1	1	0	1	0																						
Shawn Wooten, R (1,3) Orlando Palmeiro, L (8,7) OBP: 0.375, SLG: 0.739 OBP: 0.239, SLG: 0.316	2-0 F7		3-1 G5-3		2-3 K			0-0 B2		3	0	0	0	0	1	0																						
Jose Fernandez, R (1,10) Scott Spiezio, S (9,PH) OBP: 0.300, SLG: 0.286		0-1 G4-3		0-1 G4-3		4-2 CS BB		0-1 G4-6-3 1-2		2	0	0	0	1	0	0																						
Bengie Molina, R (1,2) OBP: 0.319, SLG: 0.292		3-2 F9		1-3 K		1-3 SAFE K		1-2 K		3	0	0	0	0	2	1																						
Benji Gil, R (1,6) OBP: 0.373, SLG: 0.540		1-1 2B		0-1 G1-3		1-0 F9				3	0	1	0	0	0	0																						
Inning Stats	R: 3 E: 1 K: 15	H: 2 LOB: 0 BB: 23	R: 0 E: 0 K: 8	H: 1 LOB: 1 BB: 12	R: 2 E: 0 K: 10	H: 2 LOB: 0 BB: 14	R: 0 E: 0 K: 7	H: 0 LOB: 0 BB: 8	R: 0 E: 0 K: 7	H: 0 LOB: 0 BB: 12	R: 0 E: 0 K: 6	H: 0 LOB: 1 BB: 12	R: 0 E: 0 K: 15	H: 1 LOB: 0 BB: 21	R: 0 E: 0 K: 5	H: 1 LOB: 0 BB: 5	1B: 3 2B: 2 3B: 0 HR: 1	SF: 1 SAC: 0 DP: 1 HBP: 0	WP: 0 PB: 1 SB: 0 CS: 1	PA: 34																		
PITCHER	IP	WLS	BF	H	R	ER	SO	BB	IBB	HBP	BLK	WP	HR	S	P	ERA	WHIP	PITCHER				IP	WLS	BF	H	R	ER	SO	BB	IBB	HBP	BLK	WP	HR	S	P	ERA	WHIP
Chuck Finley, L (1,1) ERA: 5.83	7.0		27	5	5	3	7	1	0	0	0	0	1	61	95	3.86	0.857																					
Paul Shuey, R (8,1) ERA: 3.09	1.0	W	4	0	0	0	2	1	0	0	0	0	0	15	21	0.00	1.000																					
Bob Wickman, R (9,1) ERA: 2.0	1.0	S	3	1	0	0	0	0	0	0	0	0	0	5	5	0.00	1.000																					

AB	30
R	5
H	6
RBI	5
BB	2
SO	9
LOB	6



Batter	1	2	3	4	5	6	7	8	9	AB	R	H	RBI	BB	SO	LOB	BOTTOM																					
Kenny Lofton, L (1,8) OBP: 0.353, SLG: 0.304				3-2 F8			0-0 2B			3	1	1	0	1	0	2	Anaheim Angels @ Cleveland Indians Jacobs Field, Cleveland, OH Thu Apr 26 2001, 7:05 PM EDT Att: 29,427 - Sunny - 53 F																					
Omar Vizquel, S (1,6) OBP: 0.295, SLG: 0.244	1-1 F9	1-1 P6			1-2 S 1B		2-3 K			4	0	1	0	0	1	2																						
Roberto Alomar, S (1,4) OBP: 0.376, SLG: 0.329	4-1 1B 2B	0-1 L7			2-2 F7		2-3 K			3	1	0	0	1	1	2																						
Juan Gonzalez, R (1,9) OBP: 0.409, SLG: 0.778	0-0 2B SF8 1B	1-3 K			3-3 K		1-2 K	1-2 HR		4	2	2	2	0	2	1																						
Jim Thome, L (1,3) OBP: 0.338, SLG: 0.397	0-2 1B 2B		1-0 1B		1-3 K			2-3 K		4	1	2	1	0	2	1																						
Ellis Burks, R (1,7) OBP: 0.373, SLG: 0.493	0-2 SF8		0-1 L4		0-1 G4-3			2-0 2B		3	0	1	1	0	0	0																						
Marty Cordova, R (1,10) OBP: 0.389, SLG: 0.618	3-1 E 1B		2-1 G5-3		0-0 G1-3			1-3 K		4	1	1	1	0	1	1																						
Russell Branyan, L (1,5) Jobert Cabrera, R (9,5) OBP: 0.272, SLG: 0.466 OBP: 0.350, SLG: 0.351	3-2 E9 1B			3-2 G4-3		1-2 G5-3		1-2 F7		4	0	0	0	0	0	2																						
Eddie Taubensee, L (1,2) OBP: 0.333, SLG: 0.273	3-2 1B			2-2 G4-3		0-3 K				3	0	1	1	0	1	0																						
Inning Stats	R: 5 E: 1 K: 0 S: 21	H: 4 LOB: 2 BB: 2 P: 37	R: 0 E: 0 K: 1 S: 7	H: 0 LOB: 0 BB: 0 P: 9	R: 0 E: 0 K: 0 S: 5	H: 1 LOB: 0 BB: 0 P: 8	R: 0 E: 0 K: 0 S: 11	H: 0 LOB: 0 BB: 0 P: 19	R: 0 E: 0 K: 2 S: 15	H: 1 LOB: 1 BB: 0 P: 22	R: 0 E: 0 K: 3 S: 11	H: 0 LOB: 0 BB: 0 P: 15	R: 1 E: 0 K: 2 S: 14	H: 2 LOB: 1 BB: 0 P: 21	R: 0 E: 0 K: 2 S: 14	H: 1 LOB: 1 BB: 0 P: 21	1B: 5 2B: 3 3B: 0 HR: 1	SF: 1 SAC: 0 DP: 0 HBP: 0	WP: 0 PB: 0 SB: 1 CS: 0	PA: 35																		
PITCHER	IP	WLS	BF	H	R	ER	SO	BB	IBB	HBP	BLK	WP	HR	S	P	ERA	WHIP	PITCHER				IP	WLS	BF	H	R	ER	SO	BB	IBB	HBP	BLK	WP	HR	S	P	ERA	WHIP
Pat Rapp, R (1,1) ERA: 6.6	6.0		26	6	5	4	3	2	0	0	0	0	0	65	102	6.00	1.333																					
Mike Holz, L (7,1) ERA: 1.86	1.0		4	1	0	0	3	0	0	0	0	0	0	11	15	0.00	1.000																					
Shigetoshi Hasegawa, R (8,1) ERA: 6.76	1.0	L	5	2	1	1	2	0	0	0	0	0	1	14	21	9.00	2.000																					

AB	32
R	6
H	9
RBI	6
BB	2
SO	8
LOB	11



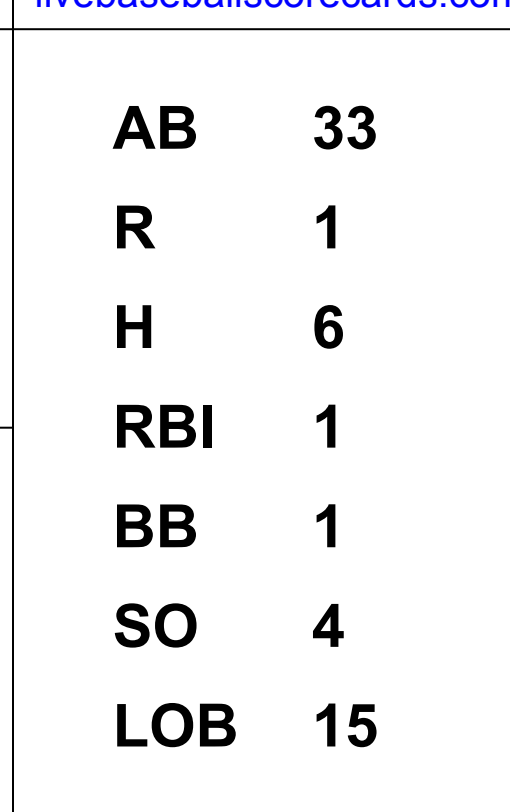
Batter	1	2	3	4	5	6	7	8	9	AB	R	H	RBI	BB	SO	LOB	TOP								
Orlando Palmeiro, L OBP: 0.308, SLG: 0.391 (1, 7) (8, 8)										4	0	2	1	1	1	0	Anaheim Angels @ Toronto Blue Jays SkyDome, Toronto, ON Fri Apr 27 2001, 7:05 PM EDT Att: 16,174 - Dome - 72 F								
Darin Erstad, L OBP: 0.303, SLG: 0.341 (1, 10)										4	0	0	0	1	2	4									
Tim Salmon, R OBP: 0.323, SLG: 0.402 (1, 9)										5	0	2	0	0	1	4									
16 Garret Anderson, L OBP: 0.289, SLG: 0.398 Scott Spiezo, S OBP: 0.293, SLG: 0.278 (8, 7)										4	0	1	0	0	1	3									
Troy Glaus, R OBP: 0.333, SLG: 0.506 David Eckstein, R OBP: 0.403, SLG: 0.424 (8, 6)										4	1	2	0	0	0	2									
Wally Joyner, L OBP: 0.224, SLG: 0.289 Jose Fernandez, R (8, 5)										3	0	0	0	0	1	3									
Jorge Fabregas, L OBP: 0.125, SLG: 0.313 Shawn Wooten, R OBP: 0.400, SLG: 0.875 (8, 2)										3	0	0	0	0	2	2									
Adam Kennedy, L OBP: 0.300, SLG: 0.459 (1, 4)										4	1	2	0	0	1	0									
Benji Gil, R OBP: 0.364, SLG: 0.537 (8, 3)										4	1	1	0	0	2	2									
Inning Stats	R: 0 E: 0 K: 3 S: 12	H: 0 LOB: 0 BB: 0 P: 16	R: 0 E: 0 K: 0 S: 9	H: 0 LOB: 0 BB: 0 P: 13	R: 0 E: 0 K: 0 S: 12	H: 2 LOB: 2 BB: 0 P: 18	R: 0 E: 0 K: 1 S: 11	H: 2 LOB: 1 BB: 0 P: 13	R: 1 E: 0 K: 0 S: 13	H: 2 LOB: 1 BB: 1 P: 21	R: 0 E: 0 K: 0 S: 7	H: 1 LOB: 0 BB: 0 P: 13	R: 1 E: 1 K: 1 S: 13	H: 1 LOB: 3 BB: 1 P: 24	R: 2 E: 0 K: 1 S: 14	H: 2 LOB: 0 BB: 0 P: 17		R: 0 E: 0 K: 1 S: 13	H: 1 LOB: 1 BB: 0 P: 19	1B: 7 2B: 3 3B: 0 HR: 1	SF: 0 SAC: 0 DP: 2 HBP: 0	WP: 0 PB: 0 SB: 0 CS: 0	PA: 40		
PITCHER	IP	WLS	BF	H	R	ER	SO	BB	IBB	HBP	BLK	WP	HR	S	P	ERA	WHIP								
Esteban Loaiza, R ERA: 2.77 (1, 1)	7.0	W	32	9	3	2	5	2	0	0	0	0	0	79	120	2.57	1.571								
Pedro Borbon, L ERA: 2.09 (8, 1)	1.2		6	1	1	1	2	0	0	0	0	0	1	18	24	5.40	0.600								
John Frascatore, R ERA: 2.7 (9, 1)	0.1		2	1	0	0	0	0	0	0	0	0	0	7	10	0.00	3.000								

Batter	1	2	3	4	5	6	7	8	9	AB	R	H	RBI	BB	SO	LOB	BOTTOM								
Shannon Stewart, R OBP: 0.475, SLG: 0.636 (1, 7)										4	2	3	0	2	0	0	Anaheim Angels @ Toronto Blue Jays SkyDome, Toronto, ON Fri Apr 27 2001, 7:05 PM EDT Att: 16,174 - Dome - 72 F								
Alex Gonzalez, R OBP: 0.330, SLG: 0.385 (1, 6)										5	1	1	0	1	0	3									
Raul Mondesi, R OBP: 0.400, SLG: 0.500 (1, 9)										4	4	2	1	2	0	3									
Carlos Delgado, L OBP: 0.485, SLG: 0.750 (1, 3)										2	2	2	1	3	0	0									
José Cruz Jr., S OBP: 0.404, SLG: 0.605 (1, 8)										5	1	1	4	0	3	9									
Brad Fullmer, L OBP: 0.317, SLG: 0.387 (1, 10)										4	1	4	2	0	0	0									
Tony Batista, R OBP: 0.245, SLG: 0.440 (1, 5)										4	1	2	3	1	1	2									
Darrin Fletcher, L OBP: 0.273, SLG: 0.268 (1, 2)										5	0	0	1	0	0	6									
Chris Woodward, R OBP: 0.231, SLG: 0.615 (1, 4)										5	0	0	0	0	1	3									
Inning Stats	R: 2 E: 0 K: 1 S: 15	H: 3 LOB: 3 BB: 2 P: 32	R: 0 E: 0 K: 1 S: 18	H: 1 LOB: 3 BB: 2 P: 32	R: 0 E: 0 K: 1 S: 10	H: 1 LOB: 1 BB: 0 P: 15	R: 3 E: 0 K: 0 S: 12	H: 2 LOB: 1 BB: 2 P: 25	R: 0 E: 0 K: 0 S: 11	H: 1 LOB: 1 BB: 0 P: 17	R: 2 E: 0 K: 2 S: 14	H: 2 LOB: 2 BB: 2 P: 30	R: 5 E: 1 K: 0 S: 13	H: 4 LOB: 0 BB: 1 P: 23	R: 0 E: 0 K: 0 S: 8	H: 1 LOB: 1 BB: 0 P: 12		1B: 11 2B: 2 3B: 0 HR: 2	SF: 1 SAC: 0 DP: 0 HBP: 0	WP: 0 PB: 0 SB: 1 CS: 0	PA: 48				
PITCHER	IP	WLS	BF	H	R	ER	SO	BB	IBB	HBP	BLK	WP	HR	S	P	ERA	WHIP								
Jarrod Washburn, L ERA: 7.56 (1, 1)	4.2	L	28	8	5	5	3	5	1	0	0	0	0	62	116	9.64	2.786								
Lou Pote, R ERA: 5.65 (5, 1)	2.1		16	6	7	7	2	2	1	0	0	0	2	31	58	27.00	3.429								
Ben Weber, R ERA: 1.08 (8, 1)	1.0		4	1	0	0	0	0	0	0	0	0	0	8	12	0.00	1.000								

Batter	1	2	3	4	5	6	7	8	9	AB R H RBI BB SO LOB	TOP									
David Eckstein, R (1, 10) OBP: 0.389, SLG: 0.406	1-1 G1-3		0-1 G6-3		3-2 G5-3		2-2 F9 1B		0-3 K	5 0 1 0 0 1 0	Anaheim Angels @ Toronto Blue Jays SkyDome, Toronto, ON Sat Apr 28 2001, 1:05 PM EDT Att: 19,261 - Dome - 72 F									
Scott Spiezio, S (1, 7) OBP: 0.304, SLG: 0.325 (6, 3)	3-2 G6-3			2-0 1B BB 2B	0-0 BB 1B		0-0 SF8 1B		2-3 K	4 1 2 1 0 1 0										
Tim Salmon, R (1, 9) OBP: 0.340, SLG: 0.398	4-2 16 S BB			4-2 BB 1B 2B BB	1 SAFE 4-2 1-2 BB		3-H 3-2 F9			1 1 0 0 3 0 1										
16 Garret Anderson, L (1, 8) OBP: 0.277, SLG: 0.381	2-2 F7			2-3 K	1-1 F9		1-2 F9			4 0 0 0 0 1 5										
Troy Glaus, R (1, 5) OBP: 0.330, SLG: 0.489		2-3 K		0-2 L9		1-2 G6-3		1-0 SH1-3 HBP		3 0 0 0 0 1 2										
Shawn Wooten, R (1, 3) OBP: 0.407, SLG: 0.846 Orlando Palmeiro, L (6, PH) OBP: 0.290, SLG: 0.375 (6, 7)	1-1 G1-3			2-1 BB 2B 1B	1-1 G4-3		3-2 G4-3		0-1 SH1-3	2 1 1 0 0 0 0 1 0 0 0 0 0 0										
Bengie Molina, R (1, 2) OBP: 0.329, SLG: 0.294	2-1 F3			4-1 2B BB	1-0 K		1-0 1B		1-3 K	3 0 1 1 1 1 1										
Benji Gil, R (1, 6) OBP: 0.373, SLG: 0.552			1-0 CS 1B	1-2 2B	3-3 K		2-2 G4-3			4 0 2 2 0 1 2										
Adam Kennedy, L (1, 4) OBP: 0.295, SLG: 0.425			0-2 G3	1-2 G6-3		4-0 1B SF8 BB		1-1 G1-4-3		3 1 0 0 1 0 3										
Inning Stats	R: 0 E: 0 K: 0 S: 14	H: 0 LOB: 1 BB: 1 P: 24	R: 0 E: 0 K: 1 S: 7	H: 0 LOB: 0 BB: 0 P: 12	R: 0 E: 0 K: 0 S: 6	H: 1 LOB: 0 BB: 0 P: 7	R: 3 E: 0 K: 1 S: 21	H: 3 LOB: 2 BB: 2 P: 37	R: 0 E: 0 K: 0 S: 8	H: 1 LOB: 1 BB: 1 P: 16		R: 1 E: 0 K: 0 S: 12	H: 1 LOB: 1 BB: 1 P: 22	R: 0 E: 0 K: 1 S: 9	H: 0 LOB: 0 BB: 0 P: 13	R: 0 E: 0 K: 2 S: 8	H: 0 LOB: 0 BB: 0 P: 11	1B: 5 2B: 2 3B: 0 HR: 0	SF: 1 SAC: 1 DP: 0 HBP: 1	WP: 0 PB: 0 SB: 2 CS: 1
PITCHER	IP WLS BF H R ER SO BB IBB HBP BLK WP HR S P ERA WHIP											IP WLS BF H R ER SO BB IBB HBP BLK WP HR S P ERA WHIP								
Chris Michalak, L (1, 1) ERA: 2.49	5.0 L 22 5 3 3 2 4 0 0 0 0 0 0 56 96 5.40 1.800																			
Pasqual Coco, R (6, 1) ERA: 6.0	1.0 6 2 1 1 1 1 0 0 0 0 0 0 18 32 9.00 3.000																			
Paul Quantrill, R (7, 1) ERA:	2.0 7 0 0 0 1 0 0 0 1 0 0 0 16 24 0.00 0.000																			
Kelvin Escobar, R (9, 1) ERA: 2.13	1.0 3 0 0 0 2 0 0 0 0 0 0 0 8 11 0.00 0.000																			

Batter	1	2	3	4	5	6	7	8	9	AB R H RBI BB SO LOB	BOTTOM									
Shannon Stewart, R (1, 7) OBP: 0.476, SLG: 0.630	0-0 G6-3 E 1B		3-1 G5-4-3 1B		2-2 G5-4-3 1B			0-1 G3-1		4 1 2 0 0 0 1	Anaheim Angels @ Toronto Blue Jays SkyDome, Toronto, ON Sat Apr 28 2001, 1:05 PM EDT Att: 19,261 - Dome - 72 F									
Alex Gonzalez, R (1, 6) OBP: 0.317, SLG: 0.368	1-2 F8		2-3 K		0-1 G5-4-3		1-3 K			4 0 0 0 0 2 5										
Raul Mondesi, R (1, 9) OBP: 0.385, SLG: 0.478	1-1 G6-3		2-2 G5-4-3		1-1 F7		3-2 F9			4 0 0 0 0 0 3										
Carlos Delgado, L (1, 3) OBP: 0.486, SLG: 0.733	2-1 E9 2H 1B			1-2 P5		4-0 BB		1-2 F8		3 0 1 1 1 0 0										
José Cruz Jr., S (1, 8) OBP: 0.387, SLG: 0.576	1-3 K			1-0 G4-3		1-1 F7		3-1 F8		4 0 0 0 0 1 2										
Brad Fullmer, L (1, 10) OBP: 0.324, SLG: 0.392		1-0 G4-3		0-1 1B		1-1 G4-3		0-0 PB 1B		4 0 2 0 0 0 1										
Tony Batista, R (1, 5) OBP: 0.235, SLG: 0.421		1-2 F8		0-3 K			0-1 G6-3		0-2 G6-3	4 0 0 0 0 1 2										
Alberto Castillo, R (1, 2) OBP: 0.318, SLG: 0.167		1-0 F8			1-1 E 1B		0-0 F9			3 0 1 0 0 0 0										
Jeff Frye, R (1, 4) OBP: 0.267, SLG: 0.175			1-2 E6 1B		0-0 F3		2-1 F3			3 0 0 0 0 0 1										
Inning Stats	R: 1 E: 1 K: 1 S: 11	H: 2 LOB: 1 BB: 0 P: 16	R: 0 E: 0 K: 0 S: 5	H: 0 LOB: 0 BB: 0 P: 8	R: 0 E: 1 K: 1 S: 13	H: 1 LOB: 1 BB: 0 P: 21	R: 0 E: 0 K: 1 S: 9	H: 1 LOB: 0 BB: 0 P: 11	R: 0 E: 0 K: 0 S: 8	H: 0 LOB: 0 BB: 1 P: 13		R: 0 E: 0 K: 0 S: 5	H: 0 LOB: 0 BB: 0 P: 7	R: 0 E: 0 K: 1 S: 8	H: 0 LOB: 0 BB: 0 P: 12	R: 0 E: 0 K: 0 S: 10	H: 1 LOB: 0 BB: 0 P: 14	1B: 6 2B: 0 3B: 0 HR: 0	SF: 0 SAC: 0 DP: 2 HBP: 0	WP: 0 PB: 1 SB: 0 CS: 0
PITCHER	IP WLS BF H R ER SO BB IBB HBP BLK WP HR S P ERA WHIP											IP WLS BF H R ER SO BB IBB HBP BLK WP HR S P ERA WHIP								
Ramon Ortiz, R (1, 1) ERA: 3.86	7.1 W 28 5 1 1 3 1 0 0 0 0 0 0 59 89 1.23 0.818																			
Ben Weber, R (8, 1) ERA: 1.0	0.2 2 0 0 0 1 0 0 0 0 0 0 0 6 10 0.00 0.000																			
Troy Percival, R (9, 1) ERA:	1.0 S 4 1 0 0 0 0 0 0 0 0 0 0 10 14 0.00 1.000																			

AB	30
R	4
H	7
RBI	4
BB	5
SO	6
LOB	14



Batter	1	2	3	4	5	6	7	8	9	AB	R	H	RBI	BB	SO	LOB	TOP				
Orlando Palmeiro, L (1.7)	G5-3		G3		G3-1			CS 1B		4	0	1	0	0	0	2	Anaheim Angels @ Toronto Blue Jays SkyDome, Toronto, ON Sun Apr 29 2001, 1:05 PM EDT Att: 23,949 - Dome - 72 F				
Scott Spiezio, S (1.3)	F9		L8			G4-3		F7		4	0	0	0	0	0	1					
Tim Salmon, R (1.9)	1B			G5-4-3 BB		L5		CS	1B	3	0	2	0	1	0	0					
16 Garret Anderson, L (1.8)	1B			G5-4-3 1B				L3	1B	4	0	3	0	0	0	1					
Troy Glaus, R (1.5)	G5-3		G5-4-3		P5			G5-3		4	0	0	0	0	0	5					
Wally Joyner, L (1.10)		G5-4-3 1B		K			F7			3	0	1	0	0	1	1					
Bengie Molina, R (1.2)	G5-4-3				G6-3		F8			3	0	0	0	0	0	1					
Adam Kennedy, L (1.4)	F8			1B		G1-3				3	0	1	0	0	0	0					
Benji Gil, R (1.6)			F9					K		3	0	1	0	0	1	0					
Inning Stats	R: 0 E: 0 K: 0 S: 10	H: 2 LOB: 2 BB: 0 P: 17	R: 0 E: 0 K: 0 S: 8	H: 1 LOB: 0 BB: 0 P: 10	R: 0 E: 0 K: 0 S: 5	H: 0 LOB: 0 BB: 0 P: 9	R: 0 E: 0 K: 1 S: 11	H: 1 LOB: 1 BB: 1 P: 18	R: 0 E: 0 K: 0 S: 9	H: 2 LOB: 1 BB: 0 P: 16	R: 0 E: 0 K: 0 S: 5	H: 0 LOB: 0 BB: 0 P: 8	R: 0 E: 0 K: 1 S: 12	H: 1 LOB: 0 BB: 0 P: 13	R: 0 E: 0 K: 0 S: 4	H: 1 LOB: 0 BB: 0 P: 8		1B: 8 2B: 2 3B: 0 HR: 0	SF: 0 SAC: 0 DP: 3 HBP: 0	WP: 0 PB: 0 SB: 1 CS: 2	PA: 33
PITCHER	IP	WLS	BF	H	R	ER	SO	BB	IBB	HBP	BLK	WP	HR	S	P	ERA	WHIP				
Steve Parris, R (1.1)	7.0	W	26	7	0	0	1	1	0	0	0	0	0	59	92	0.00	1.143				
Kevin Escobar, R (8.1)	1.0	H	3	1	0	0	1	0	0	0	0	0	0	12	13	0.00	1.000				
Billy Koch, R (9.1)	1.0	S	3	1	0	0	0	0	0	0	0	0	0	4	8	0.00	1.000				

Batter	1	2	3	4	5	6	7	8	9	AB	R	H	RBI	BB	SO	LOB	BOTTOM				
José Cruz Jr., S (1.8)	G5-3		G5-3		G5-3			G4-3		5	0	1	0	0	0	2	Anaheim Angels @ Toronto Blue Jays SkyDome, Toronto, ON Sun Apr 29 2001, 1:05 PM EDT Att: 23,949 - Dome - 72 F				
Alex Gonzalez, R (1.6)	G3		1B BB		G6-3		F9			3	0	0	0	1	0	1					
Shannon Stewart, R (1.7)	G5-3				F8		F8			3	0	0	0	1	0	1					
Brian Simmons, S (9.7)										0	0	0	0	0	0	0					
Carlos Delgado, L (1.3)		G6-3		1B		E6 BB		G3		4	0	1	0	0	0	1					
Raul Mondesi, R (1.9)			FC1-4-6					K		3	0	1	0	1	1	3					
Brad Fullmer, L (1.10)		P4			K		K			3	1	0	0	1	2	3					
Tony Batista, R (1.5)					G4-3 1B		F8		G6-3	3	0	1	0	1	0	3					
Darrin Fletcher, L (1.2)								G6-3 1B BB		3	0	0	0	0	0	5					
Luis Lopez, R (8. PH)		F7			G4-3		F7			0	0	0	0	1	0	0					
Alberto Castillo, R (9.2)								1B IBB		0	0	0	0	0	0	0					
Jeff Frye, R (1.4)			G6-3		F8					4	1	2	2	0	0	1					
Inning Stats	R: 0 E: 0 K: 0 S: 6	H: 0 LOB: 0 BB: 0 P: 9	R: 0 E: 0 K: 0 S: 12	H: 1 LOB: 2 BB: 1 P: 24	R: 0 E: 0 K: 0 S: 15	H: 1 LOB: 3 BB: 2 P: 27	R: 0 E: 0 K: 1 S: 11	H: 1 LOB: 0 BB: 0 P: 18	R: 0 E: 0 K: 0 S: 3	H: 0 LOB: 0 BB: 0 P: 4	R: 1 E: 1 K: 0 S: 10	H: 2 LOB: 1 BB: 1 P: 20	R: 1 E: 0 K: 0 S: 13	H: 2 LOB: 2 BB: 0 P: 17	R: 1 E: 0 K: 1 S: 12	H: 1 LOB: 2 BB: 2 P: 25	1B: 5 2B: 0 3B: 0 HR: 1	SF: 0 SAC: 0 DP: 0 HBP: 0	WP: 0 PB: 0 SB: 1 CS: 0	PA: 37	
PITCHER	IP	WLS	BF	H	R	ER	SO	BB	IBB	HBP	BLK	WP	HR	S	P	ERA	WHIP				
Scott Schoeneweis, L (1.1)	7.0	L	31	5	1	1	2	4	0	0	0	0	0	8	15	13.50	1.500				
Al Levine, R (8.1)	0.2		3	0	1	1	1	1	0	0	0	0	0	0	4	∞	∞				
Mike Holtz, L (8.1)	0.0		1	0	0	0	0	0	1	0	0	0	0	0	4	∞	∞				
Shigetoshi Hasegawa, R (8.1)	0.1		2	1	0	0	0	0	0	0	0	0	0	4	6	0.00	3.000				

Batter	1	2	3	4	5	6	7	8	9	AB	R	H	RBI	BB	SO	LOB	TOP					
Ray Durham, S OBP: 0.312, SLG: 0.344	1-3 K		2-2 2B		1-3 K			2-2 F7		4	0	1	0	0	2	0	Chicago White Sox @ Anaheim Angels Edison International Field, Anaheim, CA Tue May 01 2001, 10:05 PM EDT Att: 15,664 - Sunny - 80 F					
Royce Clayton, R OBP: 0.152, SLG: 0.167	0-0 G4-3		2-1 G4-3		0-1 G6-3			2-2 G6-3		4	0	0	0	0	0	1						
Jose Valentin, S OBP: 0.341, SLG: 0.623	2-2 G4-3			0-1 G4-1		0-1 HR		2-3 K		4	1	1	1	0	1	0						
Magglio Ordonez, R OBP: 0.333, SLG: 0.442		4-2 14 G4-6-3 BB		2-1 F9		0-0 G3-6-3 1B		4-2 DI BB		2	1	1	0	2	0	0						
14 Paul Konerko, R OBP: 0.371, SLG: 0.582	0-2 G4-6-3			0-0 1B 2B 1B		1-3 K		0-1 P4		4	1	1	0	0	1	3						
Harold Baines, L OBP: 0.212, SLG: 0.167	4-2 BB			1-2 2B 1B		0-0 G3-6-3		2-2 E4 WP		3	1	1	0	1	0	1						
Carlos Lee, R OBP: 0.362, SLG: 0.465	2-2 F9			2-1 2B			1-2 G3-1		1-3 K	4	0	1	2	0	1	2						
Chris Singleton, L OBP: 0.200, SLG: 0.291			0-2 CS		2-3 K		1-2 G4-3		2-1 F8	3	0	1	0	0	1	1						
Herbert Perry, R OBP: 0.333, SLG: 0.458								1-2 F9		1	0	0	0	0	0	1						
Josh Paul, R OBP: 0.357, SLG: 0.444			3-2 G6-3		0-0 B2-3					3	0	0	0	0	0	1						
Inning Stats	R: 0 E: 0 K: 1 S: 9	H: 0 LOB: 0 BB: 0 P: 12	R: 0 E: 0 K: 0 S: 10	H: 0 LOB: 1 BB: 2 P: 20	R: 0 E: 0 K: 0 S: 14	H: 2 LOB: 1 BB: 0 P: 21	R: 2 E: 0 K: 1 S: 14	H: 3 LOB: 1 BB: 0 P: 21	R: 0 E: 0 K: 1 S: 7	H: 0 LOB: 0 BB: 0 P: 8	R: 1 E: 0 K: 0 S: 7	H: 2 LOB: 0 BB: 0 P: 8	R: 0 E: 0 K: 0 S: 9	H: 0 LOB: 0 BB: 0 P: 12	R: 0 E: 0 K: 1 S: 9	H: 0 LOB: 0 BB: 1 P: 15	R: 1 E: 1 K: 1 S: 14	H: 0 LOB: 1 BB: 1 P: 23	1B: 4 2B: 2 3B: 0 HR: 1	SF: 0 SAC: 0 DP: 2 HBP: 0	WP: 1 PB: 0 SB: 0 CS: 1	PA: 35
PITCHER	IP WLS BF H R ER SO BB IBB HBP BLK WP HR S P ERA WHIP	IP WLS BF H R ER SO BB IBB HBP BLK WP HR S P ERA WHIP	IP WLS BF H R ER SO BB IBB HBP BLK WP HR S P ERA WHIP	IP WLS BF H R ER SO BB IBB HBP BLK WP HR S P ERA WHIP	IP WLS BF H R ER SO BB IBB HBP BLK WP HR S P ERA WHIP	IP WLS BF H R ER SO BB IBB HBP BLK WP HR S P ERA WHIP	IP WLS BF H R ER SO BB IBB HBP BLK WP HR S P ERA WHIP	IP WLS BF H R ER SO BB IBB HBP BLK WP HR S P ERA WHIP	IP WLS BF H R ER SO BB IBB HBP BLK WP HR S P ERA WHIP	IP WLS BF H R ER SO BB IBB HBP BLK WP HR S P ERA WHIP	IP WLS BF H R ER SO BB IBB HBP BLK WP HR S P ERA WHIP	IP WLS BF H R ER SO BB IBB HBP BLK WP HR S P ERA WHIP	IP WLS BF H R ER SO BB IBB HBP BLK WP HR S P ERA WHIP	IP WLS BF H R ER SO BB IBB HBP BLK WP HR S P ERA WHIP	IP WLS BF H R ER SO BB IBB HBP BLK WP HR S P ERA WHIP	IP WLS BF H R ER SO BB IBB HBP BLK WP HR S P ERA WHIP						
Pat Rapp, R ERA: 6.37	5.1 W 23 7 3 3 4																					
Al Levine, R ERA: 0.68	1.2 H 4 0 0 0 0																					
Shigetoshi Hasegawa, R ERA: 5.91	1.0 H 3 0 0 0 1																					
Troy Percival, R ERA:	1.0 S 5 0 1 0 1																					

Batter	1	2	3	4	5	6	7	8	9	AB	R	H	RBI	BB	SO	LOB	BOTTOM			
David Eckstein, R OBP: 0.377, SLG: 0.382	4-2 FC6-4 BB		3-2 G5-3		0-1 FC3-6		0-1 G5-3	1-2 F7		4	0	0	0	1	0	2	Chicago White Sox @ Anaheim Angels Edison International Field, Anaheim, CA Tue May 01 2001, 10:05 PM EDT Att: 15,664 - Sunny - 80 F			
Darin Erstad, L OBP: 0.291, SLG: 0.326	1-1 FC6-4 BB		0-2 G3		0-0 G1-3		1-3 K			4	1	0	0	0	1	2				
Tim Salmon, R OBP: 0.370, SLG: 0.409	4-2 16 1B BB		4-2 16 2B BB		1-0 P5		2-1 16 1B			2	2	1	0	2	0	0				
16 Garret Anderson, L OBP: 0.303, SLG: 0.400	0-1 F8 1B		2-0 2B SF8 1B		0-0 F8		2-3 K			4	1	2	1	0	1	1				
Troy Glaus, R OBP: 0.333, SLG: 0.521	1-0 FC6-4 1B		2-1 SF8 2B		0-3 K			3-2 HR		4	1	3	3	0	1	0				
Shawn Wooten, R OBP: 0.367, SLG: 0.786	2-2 F8		1-0 SF8			0-2 E5 G5-3		0-2 HR		2	0	0	1	0	0	2				
Wally Joyner, L OBP: 0.245, SLG: 0.347	2-3 F8		2-3 SF8							1	1	1	0	0	0	0				
Bengie Molina, R OBP: 0.301, SLG: 0.267	0-1 FC6-4		1-0 F8			1-1 L9		1-2 P6		4	0	0	0	0	0	5				
Jose Fernandez, R OBP: 0.294, SLG: 0.295		0-3 K		1-2 P4		1-2 G5-3		4-0 IBB		3	0	0	0	0	1	1				
Benji Gil, R OBP: 0.364, SLG: 0.531		1-1 G6-3		0-0 FC3-6 1B		1-0 G5-3		0-0 SF7		3	0	1	1	0	0	1				
Inning Stats	R: 2 E: 0 K: 0 S: 15	H: 2 LOB: 2 BB: 2 P: 27	R: 0 E: 0 K: 1 S: 12	H: 0 LOB: 0 BB: 0 P: 16	R: 2 E: 0 K: 0 S: 10	H: 2 LOB: 1 BB: 1 P: 20	R: 0 E: 0 K: 0 S: 7	H: 1 LOB: 0 BB: 0 P: 8	R: 0 E: 1 K: 0 S: 9	H: 0 LOB: 1 BB: 0 P: 12	R: 0 E: 0 K: 2 S: 13	H: 1 LOB: 0 BB: 0 P: 18	R: 2 E: 0 K: 0 S: 17	H: 2 LOB: 1 BB: 1 P: 26	R: 0 E: 0 K: 0 S: 17	H: 0 LOB: 1 BB: 1 P: 26	1B: 5 2B: 1 3B: 1 HR: 1	SF: 2 SAC: 0 DP: 0 HBP: 0	WP: 0 PB: 0 SB: 1 CS: 0	PA: 37
PITCHER	IP WLS BF H R ER SO BB IBB HBP BLK WP HR S P ERA WHIP	IP WLS BF H R ER SO BB IBB HBP BLK WP HR S P ERA WHIP	IP WLS BF H R ER SO BB IBB HBP BLK WP HR S P ERA WHIP	IP WLS BF H R ER SO BB IBB HBP BLK WP HR S P ERA WHIP	IP WLS BF H R ER SO BB IBB HBP BLK WP HR S P ERA WHIP	IP WLS BF H R ER SO BB IBB HBP BLK WP HR S P ERA WHIP	IP WLS BF H R ER SO BB IBB HBP BLK WP HR S P ERA WHIP	IP WLS BF H R ER SO BB IBB HBP BLK WP HR S P ERA WHIP	IP WLS BF H R ER SO BB IBB HBP BLK WP HR S P ERA WHIP	IP WLS BF H R ER SO BB IBB HBP BLK WP HR S P ERA WHIP	IP WLS BF H R ER SO BB IBB HBP BLK WP HR S P ERA WHIP	IP WLS BF H R ER SO BB IBB HBP BLK WP HR S P ERA WHIP	IP WLS BF H R ER SO BB IBB HBP BLK WP HR S P ERA WHIP	IP WLS BF H R ER SO BB IBB HBP BLK WP HR S P ERA WHIP	IP WLS BF H R ER SO BB IBB HBP BLK WP HR S P ERA WHIP	IP WLS BF H R ER SO BB IBB HBP BLK WP HR S P ERA WHIP				
David Wells, L ERA: 3.52	7.0 L 31 6 4 4 0																			
Lorenzo Barcelo, R ERA: 3.24	0.1 4 2 2 2 0																			
Kip Wells, R ERA:	0.2 2 0 0 0 0																			

AB	32
R	4
H	7
RBI	3
BB	3
SO	6
LOB	10



AB	31
R	6
H	8
RBI	6
BB	4
SO	4
LOB	14



Batter	1	2	3	4	5	6	7	8	9	AB	R	H	RBI	BB	SO	LOB	TOP								
Ray Durham, S OBP: 0.314, SLG: 0.356 (1, 4)	G6-3		K			G3 2B			K	4	0	1	0	0	2	1	Chicago White Sox @ Anaheim Angels Edison International Field, Anaheim, CA Thu May 03 2001, 10:05 PM EDT Att: 15,372 - Sunny - 66 F								
Jose Valentin, S OBP: 0.326, SLG: 0.593 (1, 6)	K			P4		G3			F8	4	0	0	0	0	1										
Magglio Ordonez, R OBP: 0.317, SLG: 0.426 (1, 9)	G1			K		G4-3			L9	4	0	0	0	0	1										
14 Paul Konerko, R OBP: 0.356, SLG: 0.561 (1, 3)		G4-3		G1-3			K			3	0	0	0	0	1	0									
Carlos Lee, R OBP: 0.376, SLG: 0.505 (1, 7)		G6-4-3 1B			S 1B		G4-3			3	1	2	0	0	0	0									
Harold Baines, L OBP: 0.228, SLG: 0.188 Tony Graffanino, R (7, PH) OBP: 0.400, SLG: 0.545 (1, 10)	G6-4-3 1-2				1B		G5-3			2	0	1	1	0	0	1									
Herbert Perry, R OBP: 0.343, SLG: 0.470 (1, 5)					F8			G5-4-3 1B		3	0	2	0	0	0	0									
Sandy Alomar Jr., R OBP: 0.324, SLG: 0.348 (1, 2)			K		G4-3			G5-4-3 1-2		3	0	0	0	0	1	2									
Julio Ramirez, R OBP: 0.103, SLG: 0.071 (1, 8)			F9			F9		G5-3		3	0	0	0	0	0	1									
Inning Stats	R: 0 E: 0 K: 1 S: 7	H: 0 LOB: 0 BB: 0 P: 9	R: 0 E: 0 K: 0 S: 7	H: 1 LOB: 0 BB: 0 P: 13	R: 0 E: 0 K: 2 S: 11	H: 1 LOB: 1 BB: 0 P: 21	R: 0 E: 0 K: 1 S: 8	H: 0 LOB: 0 BB: 0 P: 11	R: 1 E: 0 K: 0 S: 6	H: 2 LOB: 0 BB: 0 P: 11	R: 0 E: 0 K: 0 S: 6	H: 1 LOB: 1 BB: 0 P: 8	R: 0 E: 0 K: 1 S: 11	H: 0 LOB: 0 BB: 0 P: 14	R: 0 E: 0 K: 0 S: 7	H: 1 LOB: 0 BB: 0 P: 11		R: 0 E: 0 K: 1 S: 11	H: 0 LOB: 0 BB: 0 P: 15	1B: 4 2B: 2 3B: 0 HR: 0	SF: 0 SAC: 0 DP: 2 HBP: 0	WP: 0 PB: 0 SB: 1 CS: 0	PA: 30		
PITCHER	IP	WLS	BF	H	R	ER	SO	BB	IBB	HBP	BLK	WP	HR	S	P	ERA	WHIP								
Ismael Valdez, R ERA: 2.45 (1, 1)	7.0	W	24	5	1	1	5	0	0	0	0	0	0	56	87	1.29	0.714								
Shigetoshi Hasegawa, R ERA: 5.4 (8, 1)	1.0	H	3	1	0	0	0	0	0	0	0	0	0	7	11	0.00	1.000								
Troy Percival, R ERA: (9, 1)	1.0	S	3	0	0	0	1	0	0	0	0	0	0	11	15	0.00	0.000								

Batter	1	2	3	4	5	6	7	8	9	AB	R	H	RBI	BB	SO	LOB	BOTTOM								
David Eckstein, R OBP: 0.379, SLG: 0.377 (1, 6)	F9		E5			E8 HR BB			E8 1-3 2-H 1B	3	1	1	1	1	0	1	Chicago White Sox @ Anaheim Angels Edison International Field, Anaheim, CA Thu May 03 2001, 10:05 PM EDT Att: 15,372 - Sunny - 66 F								
Darin Erstad, L OBP: 0.277, SLG: 0.340 (1, 8)	G4-3		F8			F7			F7	4	1	1	2	0	0	4									
Tim Salmon, R OBP: 0.364, SLG: 0.385 (1, 9)	G6-3		K			F8			G1-3	4	0	0	0	0	1	2									
16 Garret Anderson, L OBP: 0.314, SLG: 0.398 (1, 7)		L6 BB 1B			F7				F9	3	0	1	0	1	0	0									
Troy Glaus, R OBP: 0.333, SLG: 0.495 (1, 5)		F7			P3 1B G1-2-3 1B				G3-1	4	0	1	0	0	0	2									
Scott Spiezio, S OBP: 0.333, SLG: 0.333 (1, 10)						F7			G4-3	3	0	1	0	1	0	0									
Wally Joyner, L OBP: 0.306, SLG: 0.404 (1, 3)		L6 2-3				G1-3			G1-3	4	0	2	0	0	0	2									
Bengie Molina, R OBP: 0.326, SLG: 0.293 (1, 2)			E G4-3 1B		G1-2-3				E5 BB 1B	4	1	1	0	0	0	4									
Adam Kennedy, L OBP: 0.327, SLG: 0.500 (1, 4)			G4-3			P6			E 1B BB	2	0	0	0	1	0	1									
Inning Stats	R: 0 E: 0 K: 0 S: 6	H: 0 LOB: 0 BB: 0 P: 9	R: 0 E: 0 K: 0 S: 8	H: 1 LOB: 1 BB: 1 P: 16	R: 0 E: 1 K: 1 S: 12	H: 1 LOB: 2 BB: 0 P: 20	R: 0 E: 0 K: 0 S: 11	H: 3 LOB: 2 BB: 0 P: 14	R: 2 E: 0 K: 0 S: 14	H: 1 LOB: 1 BB: 2 P: 30	R: 1 E: 2 K: 0 S: 8	H: 1 LOB: 2 BB: 1 P: 17	R: 0 E: 0 K: 0 S: 8	H: 0 LOB: 0 BB: 0 P: 11	R: 0 E: 0 K: 0 S: 6	H: 1 LOB: 0 BB: 0 P: 6		1B: 7 2B: 1 3B: 0 HR: 1	SF: 0 SAC: 0 DP: 3 HBP: 0	WP: 0 PB: 0 SB: 0 CS: 0	PA: 35				
PITCHER	IP	WLS	BF	H	R	ER	SO	BB	IBB	HBP	BLK	WP	HR	S	P	ERA	WHIP								
James Baldwin, R ERA: 4.24 (1, 1)	6.0	L	29	7	3	2	1	4	0	0	0	0	0	59	106	3.00	1.833								
Lorenzo Barcelo, R ERA: 2.69 (7, 1)	1.0		3	0	0	0	0	0	0	0	0	0	0	8	11	0.00	0.000								
Keith Foulke, R ERA: 1.69 (8, 1)	1.0		3	1	0	0	0	0	0	0	0	0	0	6	6	0.00	1.000								

Batter	1	2	3	4	5	6	7	8	9	AB	R	H	RBI	BB	SO	LOB	TOP								
Roger Cedeno, S (1, 9) OBP: 0.268, SLG: 0.244	1-1 L4	0-3 K					0-2 L7		2-2 F8	5	0	1	0	0	1	3									
Jose Macias, S (1, 5) OBP: 0.394, SLG: 0.573	0-1 G3	1-0 G5-3				0-1 G6-4-3 1B	0-1 E5 SF7	1-3	3-3 K	5	0	0	0	0	1	4									
Bobby Higginson, L (1, 7) OBP: 0.361, SLG: 0.444	2-2 1B		1-2 G4-3			1-0 F7	2-1 SF7		3-3 K	4	0	1	1	0	1	2									
Tony Clark, S (1, 3) OBP: 0.413, SLG: 0.511	0-0 G4-3		1-0 G5-3			0-0 G4-3				3	0	0	0	1	0	1									
Dean Palmer, R (1, 10) OBP: 0.283, SLG: 0.488		1-0 1B 2B	2-2 G5-3			3-2 BB 1B	3-2 G6-3			4	2	2	0	0	0	2									
Deivi Cruz, R (1, 6) OBP: 0.297, SLG: 0.402		0-1 1B SF8		1-0 G6-3		4-0 FC6 1B		0-1 G1-6-3 1B		3	1	2	0	1	0	0									
Juan Encarnacion, R (1, 8) OBP: 0.340, SLG: 0.446		1-0 1B SF8		2-0 E4 CS		2-2 FC6 1B		0-0 G1-6-3 1B		4	1	2	2	0	0	1									
Damion Easley, R (1, 4) OBP: 0.295, SLG: 0.306		1-3 1B SF8		3-2 G6-3		0-1 FC6		3-2 F8		3	0	0	1	0	0	3									
15 Brandon Inge, R (1, 2) OBP: 0.282, SLG: 0.318		0-0 1B			2-3 K				1-1 K	3	1	1	1	0	1	0									
Robert Fick, L (9, PH) OBP: 0.455, SLG: 0.732										1	0	1	0	0	0	0									
Steve Sparks, R (9, PR)										0	0	0	0	0	0	0									
Ryan Jackson, L (9, PR) OBP: 0.294, SLG: 0.333		2-H 1B								0	0	0	0	0	0	0									
Inning Stats	R: 0 E: 0 K: 0 S: 9	H: 1 LOB: 1 BB: 0 P: 12	R: 3 E: 0 K: 1 S: 10	H: 4 LOB: 1 BB: 0 P: 13	R: 0 E: 0 K: 0 S: 8	H: 0 LOB: 0 BB: 0 P: 12	R: 0 E: 1 K: 0 S: 5	H: 0 LOB: 0 BB: 0 P: 11	R: 0 E: 0 K: 1 S: 8	H: 1 LOB: 0 BB: 0 P: 10	R: 1 E: 0 K: 0 S: 11	H: 2 LOB: 2 BB: 1 P: 21	R: 1 E: 2 K: 0 S: 16	H: 0 LOB: 2 BB: 1 P: 25	R: 0 E: 0 K: 0 S: 6	H: 1 LOB: 0 BB: 0 P: 9	R: 0 E: 0 K: 2 S: 15	H: 1 LOB: 2 BB: 0 P: 24	1B: 9 2B: 1 3B: 0 HR: 0	SF: 2 SAC: 0 DP: 2 HBP: 0	WP: 0 PB: 0 SB: 0 CS: 1	PA: 39			
PITCHER	IP	WLS	BF	H	R	ER	SO	BB	IBB	HBP	BLK	WP	HR	S	P	ERA	WHIP								
Scott Schoeneweis, L (1, 1) ERA: 3.24	6.2		31	8	5	4	2	2	0	0	0	0	0	63	97	5.40	1.500								
Ben Weber, R (7, 1) ERA: 1.5	0.1	W	1	0	0	0	0	0	0	0	0	0	0	4	7	0.00	0.000								
Al Levine, R (8, 1) ERA: 0.63	1.0	H	3	1	0	0	0	0	0	0	0	0	0	6	9	0.00	1.000								
Troy Percival, R (9, 1) ERA:	1.0	S	4	1	0	0	2	0	0	0	0	0	0	15	24	0.00	1.000								

Detroit Tigers @ Anaheim Angels
Edison International Field, Anaheim, CA
Fri May 04 2001, 10:05 PM EDT
Att: 36,690 - Sunny - 70 F

livebaseballscores.com

AB 35
R 5
H 10
RBI 5
BB 2
SO 4
LOB 16



Batter	1	2	3	4	5	6	7	8	9	AB	R	H	RBI	BB	SO	LOB	BOTTOM								
David Eckstein, R (1, 6) OBP: 0.402, SLG: 0.380	0-1 G6-3			4-1 S BB		4-1 BB BB	2-0 E HBP			2	0	1	1	2	0	0									
Darin Erstad, L (1, 8) OBP: 0.285, SLG: 0.324	1-1 G6-3	1-0 G4-3		3-1 F8		1-1 F7	1-2 E4			5	0	0	1	0	0	7									
Troy Glaus, R (1, 5) OBP: 0.344, SLG: 0.491	0-2 1B		3-3 K	4-0 1B BB		4-0 1B BB	0-1 G5-2-3			3	0	1	0	2	1	3									
16 Garret Anderson, L (1, 7) OBP: 0.309, SLG: 0.390	0-2 F7		2-2 2B 1B	1-2 F8		1-0 G4-3		0-0 G3-1		5	1	1	0	0	0	6									
Shawn Wooten, R (1, 3) OBP: 0.412, SLG: 0.813		0-0 SH2-3 1B	2-2 2B 2B		1-3 K		2-0 BB 1B	3-2 G6-3		4	2	3	0	0	1	0									
Orlando Palmeiro, L (7, PR) OBP: 0.291, SLG: 0.345		3-2 G4-3 SH2-3 1B	0-2 F7 2B		0-0 F8		1-2 F9	1-1 G3		1	1	0	0	0	0	0									
Scott Spiezio, S (1, 9) OBP: 0.338, SLG: 0.357		1-2 1B	2-H 2B 3-H		0-0 F8		1-2 F9			5	1	2	2	0	0	1									
Bengie Molina, R (1, 2) OBP: 0.326, SLG: 0.294		0-0 SH2-3		2-0 F9			1-2 1B BB			3	0	1	0	0	0	1									
Jose Nieves, R (7, PR)										0	1	0	0	0	0	0									
Jorge Fabregas, L (8, 2) OBP: 0.125, SLG: 0.313		1-2 2B	2-3				1-2 1B HBP			0	0	0	0	0	0	0									
Benji Gil, R (1, 10) OBP: 0.353, SLG: 0.515		2-1 G4-3		1-2 G2-3		1-0 CS 1B	4-2 HBP 1B			2	0	0	1	0	0	2									
Wally Joyner, L (6, PH) OBP: 0.328, SLG: 0.414		2-3 3-H					1-2 2B 3-H			1	1	1	0	1	0	0									
Adam Kennedy, L (1, 4) OBP: 0.356, SLG: 0.519		0-1 1B		2-0 L4		2-2 BB BB	0-0 E HBP			4	0	3	2	0	0	0									
Inning Stats	R: 0 E: 0 K: 0 S: 13	H: 1 LOB: 1 BB: 0 P: 14	R: 2 E: 0 K: 0 S: 12	H: 4 LOB: 2 BB: 0 P: 18	R: 2 E: 0 K: 1 S: 21	H: 3 LOB: 1 BB: 0 P: 28	R: 0 E: 0 K: 0 S: 7	H: 0 LOB: 2 BB: 2 P: 21	R: 0 E: 0 K: 1 S: 5	H: 0 LOB: 0 BB: 0 P: 8	R: 0 E: 0 K: 0 S: 8	H: 2 LOB: 3 BB: 2 P: 21	R: 3 E: 1 K: 0 S: 18	H: 3 LOB: 3 BB: 1 P: 29	R: 0 E: 0 K: 0 S: 6	H: 0 LOB: 0 BB: 0 P: 10	1B: 11 2B: 2 3B: 0 HR: 0	SF: 0 SAC: 1 DP: 1 HBP: 1	WP: 0 PB: 0 SB: 1 CS: 1	PA: 42					
PITCHER	IP	WLS	BF	H	R	ER	SO	BB	IBB	HBP	BLK	WP	HR	S	P	ERA	WHIP								
Matt Perisho, L (1, 1) ERA: 10.26	2.1		15	8	4	4	1	0	0	0	0	0	0	41	54	15.43	3.429								
Victor Santos, R (3, 1) ERA:	3.1		15	2	0	0	1	4	0	0	0	0	0	24	54	0.00	1.800								
Heath Murray, L (6, 1) ERA: 6.35	0.2	L	6	3	3	3	0	1	0	0	0	0	0	14	23	40.50	6.000								
Danny Patterson, R (7, 1) ERA: 0.61	1.2		6	0	0	0	0	0	0	1	0	0	0	11	18	0.00	0.000								

Detroit Tigers @ Anaheim Angels
Edison International Field, Anaheim, CA
Fri May 04 2001, 10:05 PM EDT
Att: 36,690 - Sunny - 70 F

livebaseballscores.com

AB 35
R 7
H 13
RBI 7
BB 5
SO 2
LOB 20



Batter	1	2	3	4	5	6	7	8	9	AB	R	H	RBI	BB	SO	LOB	TOP											
Roger Cedeno, S (1, 9) OBP: 0.267, SLG: 0.245	1-3 K		0-0 SH1-3		1-0 G4-3 1B		1-0 F7		3-3 K	4	1	1	0	0	2	0	Detroit Tigers @ Anaheim Angels Edison International Field, Anaheim, CA Sat May 05 2001, 10:05 PM EDT Att: 24,758 - Sunny - 72 F											
Jose Macias, S (1, 5) OBP: 0.387, SLG: 0.547 Shane Halter, R (8, 5) OBP: 0.306, SLG: 0.295	1-2 G3-1		0-0 G4-3		0-0 G4-3		0-0 P6		2-3 K	4	0	0	1	0	0	2												
Bobby Higginson, L (1, 7) OBP: 0.371, SLG: 0.462	2-2 F9		0-2 HR		3-2 G6-3 1B			1-1 F8	2-2 2B	5	2	3	2	0	0	0												
Tony Clark, S (1, 3) OBP: 0.416, SLG: 0.543 Ryan Jackson, L (8, PR) OBP: 0.333, SLG: 0.438		1-1 G4-3	2-1 HR		1-0 G6-3			0-0 1B HBP 2B	0-1 HR	4	1	2	2	0	0	1												
Dean Palmer, R (1, 10) OBP: 0.314, SLG: 0.574		2-1 2B	1-1 G5-3					2-2 1B 2B HBP	1-0 HR	4	2	2	2	0	0	0												
Deivi Cruz, R (1, 6) OBP: 0.274, SLG: 0.412	1-0 G5-3			1-0 F2				2-2 2B 1B	1-0 G3	5	0	2	0	0	0	1												
Juan Encarnacion, R (1, 8) OBP: 0.343, SLG: 0.448	1-3 K			2-3 K				2-0 2B		4	0	1	2	0	3	2												
Damon Easley, R (1, 4) OBP: 0.302, SLG: 0.337			0-1 HR	4-2 15 CS BB			1-0 F8	1-2 G1-3		3	1	1	1	1	0	3												
15 Brandon Inge, R (1, 2) OBP: 0.293, SLG: 0.343			1-0 G4-3 1B	2-0 CS	1-1 1B G4-3 2B		0-1 F8	2-1 G5-3		4	2	2	0	0	0	2												
Inning Stats	R: 0 E: 0 K: 1 S: 11	H: 0 LOB: 0 BB: 0 P: 15	R: 0 E: 0 K: 1 S: 9	H: 1 LOB: 1 BB: 0 P: 14	R: 4 E: 0 K: 0 S: 12	H: 4 LOB: 0 BB: 0 P: 16	R: 0 E: 0 K: 1 S: 8	H: 0 LOB: 0 BB: 1 P: 17	R: 2 E: 0 K: 0 S: 9	H: 3 LOB: 0 BB: 0 P: 15	R: 0 E: 0 K: 1 S: 6	H: 1 LOB: 1 BB: 0 P: 9	R: 0 E: 0 K: 0 S: 4	H: 0 LOB: 0 BB: 0 P: 5	R: 2 E: 0 K: 0 S: 15	H: 3 LOB: 2 BB: 0 P: 25		R: 3 E: 0 K: 2 S: 14	H: 3 LOB: 0 BB: 0 P: 23	1B: 6 2B: 6 3B: 0 HR: 3	SF: 0 SAC: 1 DP: 1 HBP: 1	WP: 0 PB: 0 SB: 0 CS: 1	PA: 43					
PITCHER	IP	WLS	BF	H	R	ER	SO	BB	IBB	HBP	BLK	WP	HR	S	P	ERA		WHIP										
Ramon Ortiz, R (1, 1) ERA: 4.54	7.0	L	29	9	6	6	4	1	0	0	0	0	2	59	91	7.71		1.429										
Lou Pote, R (8, 1) ERA: 8.46	1.0		7	3	2	2	0	0	0	1	0	0	0	15	25	18.00		3.000										
Mike Holtz, L (9, 1) ERA: 4.22	1.0		6	3	3	3	2	0	0	0	0	0	1	14	23	27.00		3.000										

AB	39
R	11
H	15
RBI	11
BB	1
SO	6
LOB	11



Batter	1	2	3	4	5	6	7	8	9	AB	R	H	RBI	BB	SO	LOB	BOTTOM											
David Eckstein, R (1, 6) OBP: 0.412, SLG: 0.393	0-2 G4-6-3 1B	1-3 K			1-1 FC4-6		0-0 1B		0-1 1B	5	0	3	0	0	1	2	Detroit Tigers @ Anaheim Angels Edison International Field, Anaheim, CA Sat May 05 2001, 10:05 PM EDT Att: 24,758 - Sunny - 72 F											
Darin Erstad, L (1, 8) OBP: 0.254, SLG: 0.310	1-1 G4-6-3		0-2 G4-3		1-0 G4-3		2-3 K		2-2 G1-3	5	0	0	0	0	1	5												
Scott Spiezio, S (1, 3) OBP: 0.333, SLG: 0.367	0-0 2B		2-3 K			0-0 G4-3		1-0 F9		4	0	1	0	0	1	0												
16 Garret Anderson, L (1, 7) OBP: 0.307, SLG: 0.380	1-1 G4-3		0-2 F7			4-1 BB		0-2 P6		3	0	0	0	1	0	1												
Troy Glaus, R (1, 5) OBP: 0.341, SLG: 0.477		1-0 F9		0-1 P4		2-3 K		4-2 1B BB		3	0	0	0	1	1	1												
Wally Joyner, L (1, 10) OBP: 0.338, SLG: 0.419	0-0 BB		0-3 K			0-0 G1-3		1-1 BB		4	1	2	0	0	1	1												
Adam Kennedy, L (1, 4) OBP: 0.349, SLG: 0.491	4-2 1B BB		2-3 K				1-2 G3	3-2 F7		3	1	0	0	1	1	2												
Jorge Fabregas, L (1, 2) OBP: 0.211, SLG: 0.368 Shawn Wooten, R (9, PH) OBP: 0.400, SLG: 0.788	0-0 FC6-4 1B				0-2 FC4-6 1B		1-3 K		1-1 F9	3	0	2	1	0	1	0												
Orlando Palmeiro, L (1, 9) OBP: 0.257, SLG: 0.313 Benji Gil, R (9, PH) OBP: 0.348, SLG: 0.507	1-2 FC6-4		1-2 P6				2-2 E4 1B		3-1 L8	3	0	0	1	0	0	2												
Inning Stats	R: 0 E: 0 K: 0 S: 13	H: 2 LOB: 1 BB: 0 P: 15	R: 2 E: 0 K: 1 S: 13	H: 2 LOB: 1 BB: 1 P: 20	R: 0 E: 0 K: 1 S: 9	H: 0 LOB: 0 BB: 0 P: 11	R: 0 E: 0 K: 2 S: 9	H: 0 LOB: 0 BB: 0 P: 11	R: 0 E: 0 K: 1 S: 7	H: 0 LOB: 1 BB: 1 P: 13	R: 0 E: 1 K: 2 S: 15	H: 1 LOB: 2 BB: 0 P: 21	R: 0 E: 0 K: 0 S: 13	H: 1 LOB: 2 BB: 1 P: 22	R: 0 E: 0 K: 0 S: 9	H: 1 LOB: 1 BB: 0 P: 15		1B: 7 2B: 1 3B: 0 HR: 0	SF: 0 SAC: 0 DP: 1 HBP: 0	WP: 0 PB: 0 SB: 1 CS: 0	PA: 38							
PITCHER	IP	WLS	BF	H	R	ER	SO	BB	IBB	HBP	BLK	WP	HR	S	P	ERA		WHIP										
Jeff Weaver, R (1, 1) ERA: 4.03	8.0	W	34	7	2	2	7	3	0	0	0	0	0	88	124	2.25		1.250										
C.J. Nitkowski, L (9, 1) ERA: 3.97	0.2		2	0	0	0	0	0	0	0	0	0	0	4	8	0.00		0.000										
Todd Jones, R (9, 1) ERA: 6.52	0.1		2	1	0	0	0	0	0	0	0	0	0	5	7	0.00		3.000										

AB	35
R	2
H	8
RBI	2
BB	3
SO	7
LOB	14



Batter	1	2	3	4	5	6	7	8	9	AB	R	H	RBI	BB	SO	LOB	TOP					
David Eckstein, R OBP: 0.415, SLG: 0.391										4	0	2	0	0	0	1						
Darin Erstad, L OBP: 0.297, SLG: 0.308										4	0	1	0	0	0	2						
Tim Salmon, R OBP: 0.378, SLG: 0.412										3	0	0	0	1	1	1						
16 Garret Anderson, L OBP: 0.301, SLG: 0.369										4	0	1	0	0	1	1						
Troy Glaus, R OBP: 0.336, SLG: 0.462										4	0	2	0	0	0	2						
Wally Joyner, L OBP: 0.329, SLG: 0.400										4	0	2	0	0	0	3						
Scott Spiezio, S OBP: 0.312, SLG: 0.353										4	0	0	0	0	0	2						
Adam Kennedy, L OBP: 0.324, SLG: 0.462										4	0	0	0	0	0	1						
José Molina, R OBP: 0.167, SLG: 0.167										3	0	1	0	0	0	0						
Inning Stats	R: 0 E: 0 K: 1 S: 7	H: 1 LOB: 0 BB: 0 P: 11	R: 0 E: 0 K: 0 S: 6	H: 1 LOB: 1 BB: 0 P: 13	R: 0 E: 0 K: 0 S: 10	H: 1 LOB: 1 BB: 0 P: 16	R: 0 E: 0 K: 1 S: 18	H: 2 LOB: 1 BB: 0 P: 25	R: 0 E: 0 K: 0 S: 8	H: 1 LOB: 1 BB: 0 P: 10	R: 0 E: 0 K: 0 S: 9	H: 2 LOB: 2 BB: 0 P: 10	R: 0 E: 0 K: 0 S: 9	H: 0 LOB: 0 BB: 0 P: 13	R: 0 E: 0 K: 0 S: 8	H: 0 LOB: 1 BB: 1 P: 16	R: 0 E: 0 K: 0 S: 7	H: 1 LOB: 1 BB: 0 P: 10	1B: 9 2B: 0 3B: 0 HR: 0	SF: 0 SAC: 0 DP: 1 HBP: 0	WP: 0 PB: 0 SB: 0 CS: 1	PA: 36
PITCHER James Baldwin, R ERA: 2.77	IP: 9.0 WLS: W BF: 35 H: 9 R: 0 ER: 0 SO: 2 BB: 1 IBB: 0 HBP: 0 BLK: 0 WP: 0 HR: 0 S: 82 P: 124 ERA: 0.00 WHIP: 1.111															PITCHER	IP: 9.0 WLS: W BF: 35 H: 9 R: 0 ER: 0 SO: 2 BB: 1 IBB: 0 HBP: 0 BLK: 0 WP: 0 HR: 0 S: 82 P: 124 ERA: 0.00 WHIP: 1.111					

Anaheim Angels @ Chicago White Sox
Comiskey Park, Chicago, IL
Tue May 08 2001, 8:05 PM EDT
Att: 13,187 - Cloudy - 77 F

AB 34
R 0
H 9
RBI 0
BB 1
SO 2
LOB 13



Batter	1	2	3	4	5	6	7	8	9	AB	R	H	RBI	BB	SO	LOB	BOTTOM			
Ray Durham, S OBP: 0.336, SLG: 0.405										4	1	1	1	0	1	1				
Jose Valentin, S OBP: 0.292, SLG: 0.520										4	0	0	0	0	2	0				
Magglio Ordonez, R OBP: 0.322, SLG: 0.410										3	1	0	0	1	0	0				
14 Paul Konerko, R OBP: 0.345, SLG: 0.559										3	0	1	0	0	0	0				
Carlos Lee, R OBP: 0.379, SLG: 0.546										3	0	1	1	0	0	0				
Herbert Perry, R OBP: 0.354, SLG: 0.447										2	0	0	0	1	2	0				
Tony Graffanino, R OBP: 0.400, SLG: 0.484										2	0	0	0	1	1	3				
Royce Clayton, R OBP: 0.179, SLG: 0.173										2	0	0	0	0	0	3				
Josh Paul, R OBP: 0.306, SLG: 0.371										3	0	0	0	0	0	1				
Inning Stats	R: 0 E: 0 K: 1 S: 15	H: 0 LOB: 0 BB: 0 P: 24	R: 0 E: 0 K: 1 S: 9	H: 0 LOB: 0 BB: 0 P: 11	R: 0 E: 0 K: 0 S: 9	H: 0 LOB: 0 BB: 0 P: 12	R: 0 E: 0 K: 0 S: 8	H: 0 LOB: 0 BB: 0 P: 11	R: 0 E: 0 K: 1 S: 6	H: 0 LOB: 0 BB: 0 P: 9	R: 0 E: 0 K: 1 S: 10	H: 0 LOB: 1 BB: 1 P: 17	R: 1 E: 0 K: 2 S: 14	H: 2 LOB: 3 BB: 2 P: 27	R: 1 E: 0 K: 0 S: 10	H: 1 LOB: 0 BB: 0 P: 14	1B: 1 2B: 1 3B: 0 HR: 1	SF: 0 SAC: 1 DP: 0 HBP: 0	WP: 0 PB: 0 SB: 0 CS: 0	PA: 30
PITCHER Jarrod Washburn, L ERA: 5.81	IP: 8.0 WLS: L BF: 30 H: 3 R: 2 ER: 2 SO: 6 BB: 2 IBB: 1 HBP: 0 BLK: 0 WP: 0 HR: 1 S: 81 P: 125 ERA: 2.25 WHIP: 0.625															PITCHER	IP: 8.0 WLS: L BF: 30 H: 3 R: 2 ER: 2 SO: 6 BB: 2 IBB: 1 HBP: 0 BLK: 0 WP: 0 HR: 1 S: 81 P: 125 ERA: 2.25 WHIP: 0.625			

Anaheim Angels @ Chicago White Sox
Comiskey Park, Chicago, IL
Tue May 08 2001, 8:05 PM EDT
Att: 13,187 - Cloudy - 77 F

AB 26
R 2
H 3
RBI 2
BB 3
SO 6
LOB 8



Batter	1	2	3	4	5	6	7	8	9	AB	R	H	RBI	BB	SO	LOB	TOP								
David Eckstein, R (1, 10) OBP: 0.409, SLG: 0.385	L8		G4-6-3			SH	2B		G4-3	4	0	1	2	0	0	1	Anaheim Angels @ Chicago White Sox Comiskey Park, Chicago, IL Wed May 09 2001, 8:05 PM EDT Att. 13,458 - Sunny - 81 F								
Darin Erstad, L (1, 8) OBP: 0.265, SLG: 0.315	K		K			SF7	1B		K	4	0	1	1	0	3	0									
Tim Salmon, R (1, 9) OBP: 0.374, SLG: 0.400	F8			K		P6	16 FC6 IBB			3	0	0	0	1	1	1									
16 Garret Anderson, L (1, 7) OBP: 0.293, SLG: 0.358		K		F7		G3-1	FC6			4	0	0	0	0	1	4									
Troy Glaus, R (1, 5) OBP: 0.340, SLG: 0.512		HR		P4			HR	F9		4	2	2	2	0	0	0									
Shawn Wooten, R (1, 3) OBP: 0.398, SLG: 0.722 Wally Joyner, L (7, 3) OBP: 0.325, SLG: 0.394	L6				K		P6	F7		3	0	0	0	0	1	0									
Benji Gil, R (1, 6) OBP: 0.384, SLG: 0.549						G6-4-3 1B	1B 1B			4	1	4	0	0	0	0									
Adam Kennedy, L (1, 4) OBP: 0.320, SLG: 0.449		F8			G6-4-3		1B S 1B	G4-3		4	1	1	0	0	0	3									
José Molina, R (1, 2) OBP: 0.333, SLG: 0.250 Orlando Palmeiro, L (9, PH) OBP: 0.243, SLG: 0.294 Jamie Burke, R (9, 2)						SH SF7 BB	L4		K	2	1	1	0	1	0	2									
Inning Stats	R: 0 E: 0 K: 1 S: 8	H: 0 LOB: 0 BB: 0 P: 12	R: 1 E: 0 K: 1 S: 14	H: 2 LOB: 1 BB: 0 P: 21	R: 0 E: 0 K: 1 S: 5	H: 1 LOB: 0 BB: 0 P: 8	R: 0 E: 0 K: 1 S: 8	H: 0 LOB: 0 BB: 0 P: 8	R: 0 E: 0 K: 1 S: 11	H: 1 LOB: 0 BB: 0 P: 14	R: 1 E: 1 K: 0 S: 7	H: 0 LOB: 1 BB: 1 P: 12	R: 3 E: 0 K: 0 S: 18	H: 5 LOB: 3 BB: 1 P: 32	R: 0 E: 0 K: 0 S: 9	H: 1 LOB: 1 BB: 0 P: 15		R: 0 E: 0 K: 2 S: 11	H: 0 LOB: 0 BB: 0 P: 16	1B: 6 2B: 2 3B: 0 HR: 2	SF: 1 SAC: 1 DP: 2 HBP: 0	WP: 0 PB: 0 SB: 1 CS: 0	PA: 38		
PITCHER	IP	WLS	BF	H	R	ER	SO	BB	IBB	HBP	BLK	WP	HR	S	P	ERA	WHIP								
56 Mark Buehrle, L (1, 1) ERA: 5.54	6.1		26	7	5	4	5	1	0	0	0	0	2	62	90	5.68	1.263								
Gary Glover, R (7, 1) ERA: 6.48	0.1		4	2	0	0	0	0	1	0	0	0	0	6	13	0.00	6.000								
Kelly Wunsch, L (7, 1) ERA: 6.94	0.1		1	0	0	0	0	0	0	0	0	0	0	3	4	0.00	0.000								
Bob Howry, R (8, 1) ERA: 4.61	2.0	W	7	1	0	0	2	0	0	0	0	0	0	20	31	0.00	0.500								

Batter	1	2	3	4	5	6	7	8	9	AB	R	H	RBI	BB	SO	LOB	BOTTOM								
Ray Durham, S (1, 4) OBP: 0.341, SLG: 0.429	G4-3		HR		G3		1B 2B BB		SH3-4	3	2	1	2	1	0	0	Anaheim Angels @ Chicago White Sox Comiskey Park, Chicago, IL Wed May 09 2001, 8:05 PM EDT Att. 13,458 - Sunny - 81 F								
Jose Valentin, S (1, 6) OBP: 0.315, SLG: 0.553					F8		2B 1B			5	1	4	1	0	0	0									
Magglio Ordonez, R (1, 9) OBP: 0.320, SLG: 0.413	F9		K		F9		2B			4	0	1	3	0	1	2									
14 Paul Konerko, R (1, 3) OBP: 0.333, SLG: 0.539	G5-3		F8			K	G6-3			4	0	0	0	0	1	3									
Carlos Lee, R (1, 7) OBP: 0.375, SLG: 0.545		F8	F8			G4-3 2B	G6-3			4	0	1	0	0	0	2									
Harold Baines, L (1, 10) OBP: 0.214, SLG: 0.179					F7		G4-3		G3	4	0	1	0	0	0	1									
Herbert Perry, R (1, 5) OBP: 0.337, SLG: 0.425		L6			F8		B1		F8	4	0	0	0	0	0	2									
Chris Singleton, L (1, 8) OBP: 0.227, SLG: 0.333		K					1B WP 2B 1B		G4-3	4	1	2	0	0	1	1									
Sandy Alomar Jr., R (1, 2) OBP: 0.317, SLG: 0.329 Josh Paul, R (9, PR) OBP: 0.360, SLG: 0.371							F9		SH3-4 2B 1B	4	1	2	0	0	0	2									
Inning Stats	R: 0 E: 0 K: 0 S: 9	H: 1 LOB: 1 BB: 0 P: 13	R: 0 E: 0 K: 1 S: 16	H: 1 LOB: 0 BB: 0 P: 23	R: 2 E: 0 K: 1 S: 15	H: 3 LOB: 1 BB: 0 P: 23	R: 0 E: 0 K: 0 S: 12	H: 1 LOB: 0 BB: 0 P: 20	R: 0 E: 0 K: 1 S: 12	H: 1 LOB: 1 BB: 0 P: 15	R: 3 E: 0 K: 0 S: 10	H: 3 LOB: 1 BB: 1 P: 18	R: 0 E: 0 K: 0 S: 8	H: 0 LOB: 0 BB: 0 P: 14	R: 1 E: 0 K: 0 S: 6	H: 2 LOB: 2 BB: 0 P: 10		1B: 6 2B: 5 3B: 0 HR: 1	SF: 0 SAC: 1 DP: 0 HBP: 0	WP: 1 PB: 1 SB: 0 CS: 0	PA: 38				
PITCHER	IP	WLS	BF	H	R	ER	SO	BB	IBB	HBP	BLK	WP	HR	S	P	ERA	WHIP								
Ismael Valdez, R (1, 1) ERA: 2.81	6.1		27	8	3	3	3	0	0	0	0	0	1	73	107	4.26	1.263								
Mike Holtz, L (7, 1) ERA: 5.91	0.0		2	1	0	0	0	1	0	0	0	1	0	1	6	-	-								
Shigetoshi Hasegawa, R (7, 1) ERA: 4.11	1.2	B	6	1	2	2	0	0	0	0	0	0	0	13	21	10.80	0.600								
Al Levine, R (9, 1) ERA: 1.15	0.1	L	3	2	1	1	0	0	0	0	0	0	0	6	10	27.00	6.000								

Batter	1	2	3	4	5	6	7	8	9	10	11	AB	R	H	RBI	BB	SO	LOB	TOP	
David Eckstein, R OBP: 0.408, SLG: 0.387	G5-3		P5	G6-3		F8		BB 1B		SH1-4		5	0	1	0	0	0	1		
Darin Erstad, L OBP: 0.279, SLG: 0.328	F8		1B		F7			BB 1B		1B		5	1	3	0	1	0	0		
Tim Salmon, R OBP: 0.373, SLG: 0.381	F8		2B					BB		F7		4	1	1	1	2	0	3		
16 Garret Anderson, L OBP: 0.298, SLG: 0.379		G3	F8					BB 1B		F8		6	0	1	0	0	0	5		
Troy Glaus, R OBP: 0.349, SLG: 0.519		2B		G5-3	F3			G1-3 BB		1B		5	1	2	0	1	0	2		
Wally Joyner, L OBP: 0.337, SLG: 0.413		2B		WP G3-1				G3		K		6	1	4	2	0	1	2		
Adam Kennedy, L OBP: 0.302, SLG: 0.405				G3-1				G1-3		F9		5	1	1	0	1	0	5		
José Molina, R OBP: 0.294, SLG: 0.625				G3-1				K		F7		4	1	1	2	0	1	4		
Scott Spiezo, S OBP: 0.313, SLG: 0.343				G3-1				K				1	0	0	0	0	0	1		
Shawn Wooten, R OBP: 0.368, SLG: 0.722												0	0	0	0	0	0	0		
Orlando Palmeiro, L OBP: 0.263, SLG: 0.365				G1-3				G6-3		SH1-4 1B		5	0	2	1	0	1	0		
Inning Stats	R: 0 E: 0 K: 1 S: 7	H: 0 LOB: 0 BB: 0 P: 12	R: 1 E: 0 K: 2 S: 13	H: 2 LOB: 1 BB: 1 P: 22	R: 1 E: 0 K: 0 S: 16	H: 2 LOB: 1 BB: 0 P: 21	R: 2 E: 0 K: 0 S: 12	H: 3 LOB: 1 BB: 0 P: 17	R: 1 E: 0 K: 0 S: 24	H: 2 LOB: 2 BB: 1 P: 24	R: 0 E: 0 K: 1 S: 8	H: 1 LOB: 2 BB: 1 P: 32	R: 0 E: 0 K: 1 S: 9	H: 2 LOB: 1 BB: 0 P: 11	R: 0 E: 0 K: 0 S: 10	H: 1 LOB: 1 BB: 0 P: 17	1B: 12 2B: 3 3B: 0 HR: 1	SF: 0 SAC: 1 DP: 1 HBP: 0	WP: 1 PB: 0 SB: 3 CS: 0	PA: 52
PITCHER	IP 4.2	WLS 2	BF 24	H 9	R 5	ER 5	SO 0	BB 2	IBB 1	HBP 0	BLK 0	WP 1	HR 0	S 66	P 101	ERA 9.64	WHIP 2.357			
Steve Sparks, R ERA: 3.8																				
Heath Murray, L ERA: 6.08																				
Matt Anderson, R ERA: 10.38																				
C.J. Nitkowski, L ERA: 5.11																				
Danny Patterson, R ERA: 0.9																				
Todd Jones, R ERA: 4.61	IP 1.0	WLS 0	BF 4	H 1	R 0	ER 0	SO 0	BB 0	IBB 0	HBP 0	BLK 0	WP 0	HR 0	S 10	P 17	ERA 0.00	WHIP 1.000			

Anaheim Angels @ Detroit Tigers
Comerica Park, Detroit, MI
Fri May 11 2001, 7:05 PM EDT
Att: 18,811 - Cloudy - 69 F

livebaseballscorecards.com

AB 46
R 6
H 16
RBI 6
BB 5
SO 3
LOB 23



Batter	1	2	3	4	5	6	7	8	9	10	11	AB	R	H	RBI	BB	SO	LOB	BOTTOM					
Roger Cedeno, S OBP: 0.312, SLG: 0.301	K				F7					F8		5	1	1	0	1	2	3						
Jose Macias, S OBP: 0.339, SLG: 0.500	F5				FC4-6			SH5-3		P5		5	0	0	0	0	1	4						
Bobby Higginson, L OBP: 0.385, SLG: 0.480	G3				G3			E1		G3		6	2	2	1	0	0	2						
Tony Clark, S OBP: 0.430, SLG: 0.571					2B			E1				3	2	2	0	2	0	0						
Ryan Jackson, L OBP: 0.350, SLG: 0.444					2B			IHR		1B		0	0	0	0	0	0	0						
Dean Palmer, R OBP: 0.342, SLG: 0.515					2B			IHR		BB		4	1	3	3	1	1	1						
Deivi Cruz, R OBP: 0.286, SLG: 0.390					2B			G6-4-3		BB		4	0	0	0	1	2	6						
Juan Encarnacion, R OBP: 0.323, SLG: 0.414					G6-3			K		G6-4-3		4	0	0	0	1	2	6						
Damion Easley, R OBP: 0.328, SLG: 0.390					F9			K		F9		5	0	1	0	0	2	6						
Shane Halter, R OBP: 0.314, SLG: 0.304					K			K				3	1	2	3	0	1	1						
Javier Cardona, R OBP: 0.217, SLG: 0.217					G6-3			K				2	0	1	0	0	1	1						
15 Brandon Inge, R OBP: 0.271, SLG: 0.313					G6-3			IHR		FC3-6		3	0	1	0	0	0	1						
					FC4-6			F8		FC5-2		2	0	0	0	0	0	2						
Inning Stats	R: 0 E: 0 K: 1 S: 8	H: 0 LOB: 0 BB: 0 P: 10	R: 0 E: 0 K: 2 S: 10	H: 0 LOB: 0 BB: 1 P: 19	R: 0 E: 0 K: 1 S: 10	H: 1 LOB: 2 BB: 1 P: 18	R: 2 E: 0 K: 2 S: 12	H: 3 LOB: 1 BB: 0 P: 16	R: 0 E: 0 K: 0 S: 12	H: 1 LOB: 1 BB: 0 P: 18	R: 3 E: 1 K: 2 S: 14	H: 2 LOB: 2 BB: 2 P: 19	R: 1 E: 1 K: 0 S: 10	H: 1 LOB: 2 BB: 2 P: 22	R: 0 E: 0 K: 2 S: 11	H: 2 LOB: 3 BB: 1 P: 28	R: 0 E: 0 K: 0 S: 8	H: 1 LOB: 1 BB: 0 P: 12	R: 1 E: 0 K: 0 S: 2	H: 1 LOB: 0 BB: 0 P: 4	1B: 7 2B: 4 3B: 1 HR: 2	SF: 0 SAC: 1 DP: 2 HBP: 0	WP: 0 PB: 0 SB: 0 CS: 1	PA: 48
PITCHER	IP 6.1	WLS 3	BF 31	H 8	R 6	ER 2	SO 8	BB 3	IBB 0	HBP 0	BLK 0	WP 0	HR 0	S 75	P 116	ERA 2.84	WHIP 1.737							
Ramen Ortiz, R ERA: 4.3																								
Lou Pote, R ERA: 5.3																								
47 Mark Lukasiewicz, L ERA: 27.0																								

Anaheim Angels @ Detroit Tigers
Comerica Park, Detroit, MI
Fri May 11 2001, 7:05 PM EDT
Att: 18,811 - Cloudy - 69 F

livebaseballscorecards.com

AB 42
R 7
H 13
RBI 7
BB 5
SO 10
LOB 27



Batter	1	2	3	4	5	6	7	8	9	AB	R	H	RBI	BB	SO	LOB	TOP		
David Eckstein, R (1, 6) OBP: 0.403, SLG: 0.376	L4			F9		P4		CI HBP		3	0	0	0	0	0	1	Anaheim Angels @ Detroit Tigers Comerica Park, Detroit, MI Sat May 12 2001, 1:05 PM EDT Att: 22,133 - Cloudy - 55 F		
Darin Erstad, L (1, 8) OBP: 0.280, SLG: 0.350	K			G4-3		CS	HR	CI		3	1	1	1	0	1	0			
Tim Salmon, R (1, 9) OBP: 0.363, SLG: 0.368	K			F9			F9	K		4	0	0	0	0	2	3			
16 Garret Anderson, L (1, 7) OBP: 0.297, SLG: 0.372		P5			CS BB		F8		G3-1	3	0	0	0	1	0	0			
Troy Glaus, R (1, 5) OBP: 0.346, SLG: 0.507		F7			F8			F8		3	0	0	0	1	0	1			
Wally Joyner, L (1, 10) OBP: 0.333, SLG: 0.398		F7			BB		F7		F8	3	0	0	0	1	0	1			
Scott Spiezio, S (1, 3) OBP: 0.313, SLG: 0.342			F3					FC5-6 1B		3	0	1	0	0	1	1			
Shawn Wooten, R (1, 2) OBP: 0.341, SLG: 0.667			P4			P5		FC5-6 CI HBP		3	0	0	0	0	0	1			
Benji Gil, R (8, PR) OBP: 0.384, SLG: 0.549								1-2		0	0	0	0	0	0	0			
José Molina, R (8, 2) OBP: 0.294, SLG: 0.625										0	0	0	0	0	0	0			
Adam Kennedy, L (1, 4) OBP: 0.303, SLG: 0.402			F8					F8		3	0	1	0	0	0	1			
Inning Stats	R: 0 H: 0 E: 0 K: 2 S: 13	H: 0 LOB: 0 BB: 0 P: 15	R: 0 H: 0 E: 0 K: 0 S: 7	H: 0 LOB: 0 BB: 0 P: 10	R: 0 H: 0 E: 0 K: 0 S: 6	H: 0 LOB: 0 BB: 0 P: 12	R: 0 H: 0 E: 0 K: 0 S: 6	H: 0 LOB: 1 BB: 0 P: 8	R: 0 H: 1 E: 0 K: 1 S: 11	H: 1 LOB: 1 BB: 1 P: 22	R: 1 H: 1 E: 0 K: 0 S: 12	H: 1 LOB: 1 BB: 1 P: 21	R: 0 H: 1 E: 1 K: 1 S: 13	H: 1 LOB: 3 BB: 0 P: 21	R: 0 H: 0 E: 0 K: 0 S: 9	H: 0 LOB: 0 BB: 0 P: 12	1B: 2 2B: 0 3B: 0 HR: 1	SF: 0 SAC: 0 DP: 0 HBP: 1	WP: 0 PA: 34 PB: 0 SB: 0 CS: 2
PITCHER	IP WLS BF H R ER SO BB IBB HBP BLK WP HR S P ERA WHIP																		
Victor Santos, R (1, 1) ERA: 5.14	6.0	19	1	0	0	3	2	0	0	0	0	0	0	0	56	88	0.00	0.500	
C.J. Nitkowski, L (7, 1) ERA: 5.14	1.2	B 10	2	1	1	0	1	0	1	0	0	1	22	38	5.40	1.800			
Matt Anderson, R (8, 1) ERA: 9.42	1.1	W 4	0	0	0	1	0	0	0	0	0	0	12	16	0.00	0.000			

Batter	1	2	3	4	5	6	7	8	9	AB	R	H	RBI	BB	SO	LOB	BOTTOM		
Roger Cedeno, S (1, 9) OBP: 0.302, SLG: 0.291	K		G5-3		K		G1-3			4	0	0	0	0	2	3	Anaheim Angels @ Detroit Tigers Comerica Park, Detroit, MI Sat May 12 2001, 1:05 PM EDT Att: 22,133 - Cloudy - 55 F		
Jose Macias, S (1, 4) OBP: 0.328, SLG: 0.482	F8		G4-3		G6-3			G1-3		4	0	0	0	0	0	1			
Bobby Higginson, L (1, 7) OBP: 0.395, SLG: 0.504	K			E 1B		CS 1B		1B 3B		4	2	3	0	0	1	0			
Dean Palmer, R (1, 10) OBP: 0.338, SLG: 0.493		K		P4		P4		1B IBB SF9 BB		3	1	0	0	1	1	2			
Robert Fick, L (1, 3) OBP: 0.404, SLG: 0.604		F7		E6 1B		F8		SF9 1B PB IBB		3	1	0	0	1	0	2			
Deivi Cruz, R (1, 6) OBP: 0.280, SLG: 0.402		1B			1B		CS	F8	S	4	0	3	2	0	0	0			
Juan Encarnacion, R (1, 8) OBP: 0.321, SLG: 0.412		P6		F7				BB 1B	SF9	3	0	1	1	0	0	3			
Shane Halter, R (1, 5) OBP: 0.291, SLG: 0.280			K	G5-3			F9	G6-3		4	0	0	0	0	1	4			
15 Brandon Inge, R (1, 2) OBP: 0.276, SLG: 0.317										2	0	1	0	0	0	0			
Tony Clark, S (7, PH) OBP: 0.434, SLG: 0.571					F7					0	0	0	0	1	0	0			
Javier Cardona, R (8, 2) OBP: 0.217, SLG: 0.217				G5-3 1B						0	0	0	0	0	0	0			
Inning Stats	R: 0 H: 0 E: 0 K: 2 S: 8	H: 1 LOB: 1 BB: 0 P: 14	R: 0 H: 1 E: 0 K: 1 S: 9	H: 1 LOB: 1 BB: 0 P: 16	R: 1 H: 2 E: 1 K: 0 S: 17	H: 2 LOB: 2 BB: 0 P: 26	R: 0 H: 0 E: 0 K: 0 S: 9	H: 0 LOB: 0 BB: 0 P: 13	R: 0 H: 1 E: 0 K: 0 S: 7	H: 1 LOB: 2 BB: 1 P: 11	R: 0 H: 1 E: 0 K: 0 S: 9	H: 1 LOB: 2 BB: 1 P: 13	R: 3 H: 2 E: 0 K: 0 S: 15	H: 2 LOB: 1 BB: 2 P: 29	R: 0 H: 0 E: 0 K: 0 S: 15	H: 0 LOB: 0 BB: 0 P: 12	1B: 7 2B: 0 3B: 1 HR: 0	SF: 1 SAC: 0 DP: 0 HBP: 0	WP: 0 PA: 36 PB: 1 SB: 1 CS: 1
PITCHER	IP WLS BF H R ER SO BB IBB HBP BLK WP HR S P ERA WHIP																		
Pat Rapp, R (1, 1) ERA: 5.03	7.0	28	6	1	0	5	1	0	0	0	0	0	69	108	0.00	1.000			
Shigetoshi Hasegawa, R (8, 1) ERA: 5.6	1.0	L 7	2	3	2	0	1	1	0	0	0	0	15	29	18.00	3.000			

Batter	1	2	3	4	5	6	7	8	9	AB	R	H	RBI	BB	SO	LOB	TOP				
David Eckstein, R OBP: 0.406, SLG: 0.369 Jamie Burke, R OBP: 1.000, SLG: 1.000	G6-3		BB E BB	K2-3		SH1-3	1B HBP		G3-1 2B 1B	2	1	0	1	1	1	2					
Darin Erstad, L OBP: 0.288, SLG: 0.357	L8		F7			1B 1B	2B 1B		G3-1	6	2	3	2	2	0	3					
Troy Glaus, R Ben Weber, R	G6-3		BB E BB			F8	2B		16 1B 2B	5	1	2	2	1	1	3					
16 Garret Anderson, L Scott Spiezo, S		G3-1	E7			F8	BB		F8 HBP 2B 1B	5	0	1	1	1	0	2					
Wally Joyner, L Shawn Wooten, R		G4-3	F8			FC6-4 1B	F7		F8 HBP 2B BB	5	0	1	0	0	0	4					
Orlando Palmeiro, L						CS HBP	FC6-4 1B		F7 G4-3 2B HBP	3	1	1	1	1	0	0					
Benji Gil, R		G4-3				K	FC6-4		P3	6	1	2	3	0	1	4					
Adam Kennedy, L			K			BB 1B	SH2-4 SH1-3 2B		E 1B	6	2	3	0	0	1	3					
José Molina, R			BB E BB 1B			BB	SH2-4 1B		E8 1B 2B	3	3	2	1	1	0	0					
Inning Stats	R: 0 H: 0 E: 0 K: 0 S: 8	H: 0 LOB: 0 BB: 0 P: 11	R: 0 H: 0 E: 0 K: 0 S: 9	H: 1 LOB: 1 BB: 1 P: 13	R: 2 H: 1 E: 1 K: 1 S: 17	H: 2 LOB: 2 BB: 2 P: 28	R: 0 H: 1 E: 0 K: 2 S: 11	H: 1 LOB: 2 BB: 1 P: 21	R: 1 H: 3 E: 0 K: 0 S: 12	H: 3 LOB: 2 BB: 0 P: 16	R: 2 H: 3 E: 0 K: 1 S: 11	H: 2 LOB: 2 BB: 0 P: 20	R: 0 H: 0 E: 0 K: 0 S: 5	H: 0 LOB: 0 BB: 0 P: 7	R: 7 H: 6 E: 0 K: 0 S: 22	H: 6 LOB: 2 BB: 1 P: 41	1B: 11 2B: 5 3B: 0 HR: 0	SF: 0 SAC: 2 DP: 0 HBP: 3	WP: 1 PB: 0 SB: 0 CS: 1	PA: 53	
PITCHER	IP	WLS	BF	H	R	ER	SO	BB	IBB	HBP	BLK	WP	HR	S	P	ERA	WHIP				
Chris Holt, R ERA: 5.32	5.2	L	30	8	5	3	3	4	0	1	0	0	0	67	105	4.76	2.118				
Heath Murray, L ERA: 5.52	1.1		9	2	2	0	1	1	0	1	0	0	0	12	25	0.00	2.250				
Matt Miller, L ERA: 31.5	1.2		12	5	7	7	0	1	0	1	0	0	0	23	42	37.80	3.600				
Steve Sparks, R ERA: 3.77	0.1		2	1	0	0	0	0	0	0	0	0	0	4	6	0.00	3.000				

Anaheim Angels @ Detroit Tigers
Comerica Park, Detroit, MI
Sun May 13 2001, 1:05 PM EDT
Att: 20,012 - Sunny - 59 F

AB 42
R 14
H 16
RBI 11
BB 6
SO 4
LOB 21



Batter	1	2	3	4	5	6	7	8	9	AB	R	H	RBI	BB	SO	LOB	BOTTOM				
Roger Cedeno, S OBP: 0.306, SLG: 0.283	S BB		K			G4-3	BB		G4-3	3	0	0	0	2	1	1					
Jose Macias, S OBP: 0.325, SLG: 0.474	F8		G6-3			BB 1B	G4-3			4	1	1	0	0	0	2					
Bobby Higginson, L OBP: 0.304, SLG: 0.504	S BB		F7			1B BB			G4-3 WP 1B	2	0	1	0	2	0	0					
Tony Clark, S OBP: 0.421, SLG: 0.550	K					K			G4-3	4	0	0	0	0	3	5					
Dean Palmer, R OBP: 0.346, SLG: 0.486	K					K			G5-4-3 HBP	3	0	1	1	0	2	2					
Deivi Cruz, R OBP: 0.279, SLG: 0.397						P6			G5-4-3	4	0	1	0	0	0	4					
Juan Encarnacion, R Billy McMillon, L		P4				K			G3	3	1	1	0	0	1	1					
Shane Halter, R Ryan Jackson, L		F8				K			K	3	0	1	0	0	1	1					
15 Brandon Inge, R Robert Fick, L		P3				K			G4-6-3 2B	2	0	0	0	0	1	1					
Inning Stats	R: 0 H: 0 E: 0 K: 2 S: 13	H: 1 LOB: 1 BB: 0 P: 27	R: 0 H: 0 E: 0 K: 1 S: 9	H: 0 LOB: 0 BB: 0 P: 21	R: 0 H: 0 E: 0 K: 2 S: 11	H: 0 LOB: 0 BB: 0 P: 15	R: 0 H: 2 E: 0 K: 1 S: 13	H: 2 LOB: 2 BB: 1 P: 21	R: 0 H: 1 E: 0 K: 0 S: 6	H: 1 LOB: 1 BB: 0 P: 14	R: 0 H: 1 E: 0 K: 1 S: 10	H: 1 LOB: 1 BB: 0 P: 12	1B: 6 2B: 1 3B: 0 HR: 0	SF: 0 SAC: 0 DP: 2 HBP: 1	WP: 1 PB: 0 SB: 3 CS: 0	PA: 37					
PITCHER	IP	WLS	BF	H	R	ER	SO	BB	IBB	HBP	BLK	WP	HR	S	P	ERA	WHIP				
Jarrod Washburn, L ERA: 5.35	6.0	W	26	5	2	2	9	3	0	0	0	0	0	78	124	3.00	1.333				
Al Levine, R ERA: 2.18	2.0		7	1	0	0	0	1	0	1	0	1	0	12	26	0.00	1.000				
Ben Weber, R ERA: 1.69	1.0		4	1	0	0	1	0	0	0	0	0	0	10	12	0.00	1.000				

Anaheim Angels @ Detroit Tigers
Comerica Park, Detroit, MI
Sun May 13 2001, 1:05 PM EDT
Att: 20,012 - Sunny - 59 F

AB 32
R 2
H 7
RBI 1
BB 4
SO 10
LOB 18



Batter	1	2	3	4	5	6	7	8	9	AB	R	H	RBI	BB	SO	LOB	TOP								
Shannon Stewart, R OBP: 0.393, SLG: 0.474	G5-3		1B	F9		K		P3		5	1	1	0	0	1	0	Toronto Blue Jays @ Anaheim Angels Edison International Field, Anaheim, CA Tue May 15 2001, 10:05 PM EDT Att: 15,904 - Sunny - 66 F								
Alex Gonzalez, R OBP: 0.293, SLG: 0.371 Chris Woodward, R OBP: 0.188, SLG: 0.438	G1-3		1B	2B		P6		G3		5	2	2	0	0	0	0									
Raul Mondesi, R OBP: 0.409, SLG: 0.577			K	HR		L5			HR	5	2	3	2	0	1	2									
Carlos Delgado, L OBP: 0.448, SLG: 0.674	P6		F9	HR					1B	5	2	3	3	0	0	3									
Brad Fullmer, L OBP: 0.354, SLG: 0.493		1B	1B	E6					K	5	1	3	1	0	1	1									
Tony Batista, R OBP: 0.257, SLG: 0.465	F8		1B	F7					K	5	0	1	2	0	2	4									
10 Vernon Wells, R OBP: 0.417, SLG: 0.636	FC9-6		1B			F8		F9		5	1	1	0	0	1	3									
Darrin Fletcher, L OBP: 0.291, SLG: 0.373			F8			F8		G3		4	0	1	1	0	0	3									
Jeff Frye, R OBP: 0.238, SLG: 0.240	G4-3			L7		F7		F8		4	0	0	0	0	0	1									
Inning Stats	R: 0 E: 0 K: 0 S: 11	H: 1 LOB: 1 BB: 0 P: 17	R: 1 E: 0 K: 0 S: 12	H: 2 LOB: 1 BB: 0 P: 19	R: 3 E: 0 K: 1 S: 18	H: 5 LOB: 2 BB: 0 P: 26	R: 3 E: 1 K: 0 S: 12	H: 3 LOB: 1 BB: 0 P: 16	R: 0 E: 0 K: 0 S: 6	H: 0 LOB: 0 BB: 0 P: 9	R: 0 E: 0 K: 1 S: 8	H: 0 LOB: 0 BB: 0 P: 12	R: 1 E: 0 K: 1 S: 13	H: 2 LOB: 1 BB: 0 P: 20	R: 0 E: 0 K: 0 S: 8	H: 0 LOB: 0 BB: 0 P: 13		R: 1 E: 0 K: 3 S: 13	H: 2 LOB: 1 BB: 0 P: 20	1B: 8 2B: 4 3B: 0 HR: 3	SF: 0 SAC: 0 DP: 0 HBP: 0	WP: 0 PB: 0 SB: 0 CS: 0	PA: 43		
PITCHER	IP	WLS	BF	H	R	ER	SO	BB	IBB	HBP	BLK	WP	HR	S	P	ERA	WHIP								
Ismael Valdez, R ERA: 4.03	(1, 1)	6.0	L	30	11	7	7	2	0	0	0	0	1	67	99	10.50	1.833								
Lou Pote, R ERA: 5.23	(7, 1)	2.0		8	2	1	1	1	0	0	0	0	1	21	33	4.50	1.000								
47 Mark Lukasiewicz, L ERA: 13.5	(9, 1)	1.0		5	2	1	1	3	0	0	0	0	1	13	20	9.00	2.000								

AB 43
R 9
H 15
RBI 9
BB 0
SO 6
LOB 17



Batter	1	2	3	4	5	6	7	8	9	AB	R	H	RBI	BB	SO	LOB	BOTTOM								
David Eckstein, R OBP: 0.398, SLG: 0.388	G4-3		G3						G6-3	5	1	1	2	0	1	2	Toronto Blue Jays @ Anaheim Angels Edison International Field, Anaheim, CA Tue May 15 2001, 10:05 PM EDT Att: 15,904 - Sunny - 66 F								
Darin Erstad, L OBP: 0.286, SLG: 0.347			P5				L9		F8	4	0	0	0	1	1	1									
Tim Salmon, R OBP: 0.367, SLG: 0.375				E5						3	1	1	0	1	1	2									
16 Garret Anderson, L OBP: 0.303, SLG: 0.369				FC5-4						4	0	2	0	0	0	1									
Troy Glaus, R OBP: 0.343, SLG: 0.507				E5			F8		SF8	3	0	0	1	0	0	3									
Shawn Woolen, R OBP: 0.348, SLG: 0.651			G5-3	P4					G6-4-3	4	0	1	0	0	0	3									
Scott Spiezio, S OBP: 0.310, SLG: 0.338			F6	G5-3			F7			4	1	1	0	0	0	3									
Benji Gil, R OBP: 0.361, SLG: 0.519			G5-3		F8				G6-3	4	0	0	0	0	0	1									
José Molina, R OBP: 0.375, SLG: 0.636 Jamie Burke, R OBP: 0.500, SLG: 0.500			G5-3						E1	3	0	1	0	0	1	0									
Inning Stats	R: 0 E: 0 K: 1 S: 17	H: 1 LOB: 2 BB: 1 P: 24	R: 0 E: 0 K: 0 S: 5	H: 0 LOB: 0 BB: 0 P: 6	R: 0 E: 0 K: 0 S: 8	H: 0 LOB: 0 BB: 0 P: 14	R: 0 E: 2 K: 0 S: 13	H: 0 LOB: 2 BB: 0 P: 23	R: 0 E: 0 K: 2 S: 12	H: 1 LOB: 2 BB: 1 P: 22	R: 0 E: 0 K: 0 S: 9	H: 1 LOB: 1 BB: 0 P: 15	R: 1 E: 0 K: 1 S: 9	H: 1 LOB: 0 BB: 0 P: 11	R: 1 E: 0 K: 0 S: 7	H: 2 LOB: 0 BB: 0 P: 10		R: 1 E: 1 K: 0 S: 12	H: 1 LOB: 1 BB: 0 P: 16	1B: 4 2B: 2 3B: 0 HR: 1	SF: 1 SAC: 0 DP: 1 HBP: 0	WP: 0 PB: 0 SB: 0 CS: 0	PA: 38		
PITCHER	IP	WLS	BF	H	R	ER	SO	BB	IBB	HBP	BLK	WP	HR	S	P	ERA	WHIP								
Chris Michalak, L ERA: 3.18	(1, 1)	7.0	W	29	4	1	1	4	0	0	0	0	0	73	115	1.29	0.857								
Bob File, R ERA: 2.35	(8, 1)	2.0		9	3	2	1	0	0	0	0	0	0	19	26	4.50	1.500								

AB 35
R 3
H 7
RBI 3
BB 2
SO 4
LOB 17



Batter	1	2	3	4	5	6	7	8	9	AB	R	H	RBI	BB	SO	LOB	TOP											
Shannon Stewart, R OBP: 0.390, SLG: 0.469										4	0	1	0	0	2	1	Toronto Blue Jays @ Anaheim Angels Edison International Field, Anaheim, CA Wed May 16 2001, 10:05 PM EDT Att: 15,611 - Sunny - 75 F livebaseballscorecards.com											
Alex Gonzalez, R OBP: 0.292, SLG: 0.368										4	0	1	0	0	1	0												
Raul Mondesi, R OBP: 0.411, SLG: 0.575										4	1	2	0	0	1	1												
Carlos Delgado, L OBP: 0.444, SLG: 0.659										3	0	0	0	1	1	2												
Brad Fullmer, L OBP: 0.351, SLG: 0.487										4	0	1	1	0	1	1												
Tony Batista, R OBP: 0.257, SLG: 0.456										3	0	0	0	1	1	2												
10 Vernon Wells, R OBP: 0.375, SLG: 0.533										4	0	1	0	0	1	0												
Darrin Fletcher, L OBP: 0.292, SLG: 0.372										3	0	1	0	0	0	1												
Jeff Frye, R OBP: 0.229, SLG: 0.231										3	0	0	0	0	0	2												
Inning Stats	R: 1 H: 2 E: 0 K: 2 S: 17	H: 2 R: 1 ER: 1 LOB: 2 BB: 1 P: 28	R: 0 H: 1 E: 0 K: 0 S: 10	H: 1 R: 1 ER: 1 LOB: 1 BB: 0 P: 15	R: 0 H: 1 E: 0 K: 0 S: 8	H: 1 R: 1 ER: 1 LOB: 1 BB: 1 P: 13	R: 0 H: 1 E: 0 K: 0 S: 14	H: 1 R: 1 ER: 1 LOB: 1 BB: 0 P: 24	R: 0 H: 2 E: 0 K: 1 S: 10	H: 0 R: 0 ER: 0 LOB: 0 BB: 0 P: 14	R: 0 H: 0 E: 0 K: 1 S: 7	H: 0 R: 0 ER: 0 LOB: 0 BB: 0 P: 9	R: 0 H: 0 E: 0 K: 2 S: 9	H: 0 R: 0 ER: 0 LOB: 0 BB: 0 P: 16	R: 0 H: 0 E: 0 K: 2 S: 10	H: 0 R: 0 ER: 0 LOB: 0 BB: 0 P: 12		1B: 7 2B: 0 3B: 0 HR: 0	SF: 0 SAC: 0 DP: 0 HBP: 0	WP: 0 PB: 0 SB: 3 CS: 1	PA: 34							
PITCHER	IP	WLS	BF	H	R	ER	SO	BB	IBB	HBP	BLK	WP	HR	S	P	ERA	WHIP											
Scott Schoeneweis, L ERA: 3.04	(1, 1)	6.1	W	26	7	1	1	3	2	0	0	0	0	0	69	110	1.42	1.421										
Al Levine, R ERA: 2.01	(7, 1)	1.2	H	5	0	0	0	3	0	0	0	0	0	14	22	0.00	0.000											
Troy Percival, R ERA:	(9, 1)	1.0	S	3	0	0	0	2	0	0	0	0	0	10	12	0.00	0.000											

Batter	1	2	3	4	5	6	7	8	9	AB	R	H	RBI	BB	SO	LOB	BOTTOM											
David Eckstein, R OBP: 0.394, SLG: 0.383										4	0	1	0	0	1	0	Toronto Blue Jays @ Anaheim Angels Edison International Field, Anaheim, CA Wed May 16 2001, 10:05 PM EDT Att: 15,611 - Sunny - 75 F livebaseballscorecards.com											
Darin Erstad, L OBP: 0.297, SLG: 0.349										2	0	1	0	1	0	0												
Tim Salmon, R OBP: 0.370, SLG: 0.369										2	0	0	0	2	1	3												
16 Garret Anderson, L OBP: 0.296, SLG: 0.360										4	0	0	0	0	0	5												
Troy Glaus, R OBP: 0.353, SLG: 0.531										3	1	2	1	1	0	0												
Wally Joyner, L OBP: 0.333, SLG: 0.402										4	1	2	0	0	0	4												
Adam Kennedy, L OBP: 0.323, SLG: 0.457										4	1	2	2	0	0	1												
José Molina, R OBP: 0.357, SLG: 0.560										3	0	0	0	1	0	3												
Orlando Palmeiro, L OBP: 0.309, SLG: 0.367										3	0	0	0	0	2	1												
Inning Stats	R: 0 H: 0 E: 0 K: 0 S: 6	H: 3 R: 3 ER: 3 LOB: 0 BB: 1 P: 35	R: 3 H: 3 E: 0 K: 0 S: 21	H: 3 R: 2 ER: 3 LOB: 0 BB: 1 P: 35	R: 0 H: 1 E: 0 K: 1 S: 10	H: 1 R: 1 ER: 1 LOB: 2 BB: 2 P: 23	R: 0 H: 0 E: 0 K: 1 S: 10	H: 0 R: 0 ER: 0 LOB: 0 BB: 0 P: 15	R: 0 H: 2 E: 0 K: 0 S: 9	H: 1 R: 1 ER: 1 LOB: 1 BB: 1 P: 15	R: 0 H: 1 E: 0 K: 2 S: 10	H: 1 R: 1 ER: 1 LOB: 2 BB: 1 P: 17	R: 0 H: 1 E: 0 K: 0 S: 16	H: 1 R: 1 ER: 1 LOB: 1 BB: 0 P: 24	R: 0 H: 1 E: 0 K: 0 S: 16	H: 1 R: 1 ER: 1 LOB: 1 BB: 0 P: 24		1B: 5 2B: 1 3B: 0 HR: 2	SF: 0 SAC: 0 DP: 3 HBP: 1	WP: 0 PB: 0 SB: 2 CS: 0	PA: 35							
PITCHER	IP	WLS	BF	H	R	ER	SO	BB	IBB	HBP	BLK	WP	HR	S	P	ERA	WHIP											
Steve Parris, R ERA: 5.97	(1, 1)	6.0	L	26	6	3	3	2	4	0	1	0	0	0	65	109	4.50	1.667										
Paul Quantrill, R ERA: 1.35	(7, 1)	1.0		6	2	0	0	2	1	0	0	0	0	13	22	0.00	3.000											
Pedro Borbon, L ERA: 3.24	(8, 1)	1.0		3	0	0	0	0	0	0	0	0	0	13	19	0.00	0.000											

Batter	1	2	3	4	5	6	7	8	9	AB	R	H	RBI	BB	SO	LOB	TOP										
Shannon Stewart, R (1, 7) OBP: 0.392, SLG: 0.470										4	1	2	0	0	0	0	Toronto Blue Jays @ Anaheim Angels Edison International Field, Anaheim, CA Thu May 17 2001, 10:05 PM EDT Att: 15,204 - Sunny - 67 F										
Alex Gonzalez, R (1, 6) OBP: 0.291, SLG: 0.361										3	1	0	0	1	0	1											
Raul Mondesi, R (1, 9) OBP: 0.408, SLG: 0.564										3	0	0	0	1	1	3											
Carlos Delgado, L (1, 3) OBP: 0.451, SLG: 0.664										2	0	1	2	2	0	0											
Brad Fullmer, L (1, 10) OBP: 0.349, SLG: 0.478										3	0	0	0	1	1	4											
Tony Batista, R (1, 5) OBP: 0.257, SLG: 0.451										4	0	1	0	0	2	2											
10 Vernon Wells, R (1, 8) OBP: 0.316, SLG: 0.444										3	0	0	0	0	2	0											
Brian Simmons, S (0, PH) OBP: 0.182, SLG: 0.196										1	0	0	0	0	0	0											
Darrin Fletcher, L (1, 2) OBP: 0.284, SLG: 0.360										4	0	0	0	0	1	0											
Chris Woodward, R (1, 4) OBP: 0.171, SLG: 0.400										3	0	0	0	0	1	0											
Inning Stats	R: 0 H: 1 E: 0 K: 1 S: 10	H: 1 R: 2 ER: 2 SO: 7 LOB: 2 BB: 1 P: 23	R: 0 H: 0 E: 0 K: 1 S: 7	H: 0 R: 2 ER: 0 SO: 14 LOB: 0 BB: 0 P: 14	R: 2 H: 2 E: 0 K: 1 S: 15	H: 2 R: 0 ER: 0 SO: 10 LOB: 2 BB: 0 P: 10	R: 0 H: 0 E: 0 K: 1 S: 7	H: 1 R: 0 ER: 0 SO: 12 LOB: 0 BB: 0 P: 12	R: 0 H: 0 E: 0 K: 2 S: 10	H: 0 R: 0 ER: 0 SO: 13 LOB: 0 BB: 0 P: 13	R: 0 H: 0 E: 0 K: 0 S: 10	H: 0 R: 0 ER: 0 SO: 24 LOB: 2 BB: 2 P: 24	R: 0 H: 0 E: 0 K: 1 S: 8	H: 0 R: 0 ER: 0 SO: 13 LOB: 0 BB: 0 P: 13	1B: 3 2B: 1 3B: 0 HR: 0	SF: 0 SAC: 0 DP: 0 HBP: 0	WP: 2 PB: 0 SB: 0 CS: 1	PA: 36									
PITCHER	IP	WLS	BF	H	R	ER	SO	BB	IBB	HBP	BLK	WP	HR	S	P	ERA	WHIP										
Ramon Ortiz, R (1, 1) ERA: 4.08	7.0		27	4	2	2	7	1	2	0	0	0	0	63	112	2.57	0.714										
Shigetoshi Hasegawa, R (0, 1) ERA: 5.3	1.0	W	5	0	0	0	0	1	1	0	0	1	0	10	24	0.00	1.000										
Troy Percival, R (0, 1) ERA:	1.0	S	3	0	0	0	1	0	0	0	0	0	0	8	13	0.00	0.000										

Batter	1	2	3	4	5	6	7	8	9	AB	R	H	RBI	BB	SO	LOB	BOTTOM										
David Eckstein, R (1, 6) OBP: 0.400, SLG: 0.390										3	1	2	0	0	0	1	Toronto Blue Jays @ Anaheim Angels Edison International Field, Anaheim, CA Thu May 17 2001, 10:05 PM EDT Att: 15,204 - Sunny - 67 F										
Darin Erstad, L (1, 8) OBP: 0.308, SLG: 0.359										4	1	3	0	0	0	1											
Tim Salmon, R (1, 9) OBP: 0.373, SLG: 0.368										3	1	1	0	1	1	3											
16 Garret Anderson, L (1, 7) OBP: 0.295, SLG: 0.360										3	0	1	1	0	0	3											
Troy Glaus, R (1, 5) OBP: 0.351, SLG: 0.530										4	0	1	2	0	2	3											
Wally Joyner, L (1, 3) OBP: 0.330, SLG: 0.396										4	0	1	0	0	1	4											
Adam Kennedy, L (1, 4) OBP: 0.330, SLG: 0.447										2	1	0	0	2	0	1											
José Molina, R (1, 2) OBP: 0.323, SLG: 0.500										3	0	0	0	0	1	3											
Orlando Palmeiro, L (1, 10) OBP: 0.328, SLG: 0.373										2	0	1	1	1	1	0											
Inning Stats	R: 1 H: 2 E: 0 K: 2 S: 15	H: 2 R: 2 ER: 2 SO: 12 LOB: 0 BB: 1 P: 24	R: 0 H: 0 E: 0 K: 2 S: 9	H: 0 R: 2 ER: 0 SO: 14 LOB: 1 BB: 0 P: 14	R: 0 H: 1 E: 0 K: 0 S: 7	H: 1 R: 0 ER: 0 SO: 9 LOB: 1 BB: 0 P: 9	R: 0 H: 0 E: 0 K: 1 S: 5	H: 1 R: 0 ER: 0 SO: 8 LOB: 0 BB: 0 P: 8	R: 1 H: 1 E: 0 K: 0 S: 8	H: 1 R: 0 ER: 0 SO: 12 LOB: 2 BB: 1 P: 12	R: 2 H: 3 E: 0 K: 0 S: 11	H: 3 R: 0 ER: 0 SO: 20 LOB: 2 BB: 1 P: 20	1B: 9 2B: 1 3B: 0 HR: 0	SF: 1 SAC: 2 DP: 2 HBP: 0	WP: 0 PB: 0 SB: 0 CS: 1	PA: 35											
PITCHER	IP	WLS	BF	H	R	ER	SO	BB	IBB	HBP	BLK	WP	HR	S	P	ERA	WHIP										
Joey Hamilton, R (1, 1) ERA: 4.69	7.0		28	7	2	2	6	3	0	0	0	0	0	59	89	2.57	1.429										
Kelvim Escobar, R (0, 1) ERA: 2.75	1.0	L	7	3	2	2	0	0	1	0	0	0	0	11	20	18.00	3.000										

livebaseballscores.com

AB 30
R 2
H 4
RBI 2
BB 5
SO 8
LOB 10

livebaseballscores.com

AB 28
R 4
H 10
RBI 4
BB 4
SO 6
LOB 19

Batter	1	2	3	4	5	6	7	8	9	AB	R	H	RBI	BB	SO	LOB	TOP					
Jacob Cruz, L (1, 8) OBP: 0.318, SLG: 0.385	3-2 SH1-4 1B 2B	2-0 1-H HR			0-1 L9		0-0 L6	1-1 1B 2B		5	3	3	2	0	0	0	Cleveland Indians @ Anaheim Angels Edison International Field, Anaheim, CA Fri May 18 2001, 10:05 PM EDT Att: 39,177 - Overcast - 66 F					
Omar Vizquel, S (1, 6) OBP: 0.336, SLG: 0.340	1-1 SH1-4 2-3	2-0 P6			2-2 F7		4-2 1B BB HBP BB	1-1 G6-4-3 1B		3	1	1	1	1	0	0						
Roberto Alomar, S (1, 4) OBP: 0.410, SLG: 0.441	0-1 BB HBP 1B			4-2 G3-1 E BB	4-0 1B BB		4-2 HBP 1B SF9 BB	0-0 G6-4-3 1-2		2	1	1	1	3	0	1						
Juan Gonzalez, R (1, 9) OBP: 0.416, SLG: 0.677	1-1 G5-3 BB HBP			2-3 K	1-1 1-3 1B		1-1 SF9 HBP 2B 1B	0-0 G2-3 BB 1B		4	1	3	0	0	1	1						
Jim Thome, L (1, 3) Wil Cordero, R (7, PH) OBP: 0.378, SLG: 0.421 OBP: 0.435, SLG: 0.488	4-0 1-2 2-3 BB			2-0 G3-1 1-3	2-3 K		3-2 2B HBP	4-0 G2-3 BB		2	0	0	0	1	1	3						
Ellis Burks, R (1, 10) OBP: 0.345, SLG: 0.561	2-2 G5-3 2-3f			0-0 F7			0-0 G6-3 SF9	0-3 K		4	0	0	1	0	1	6						
Marty Cordova, R (1, 7) OBP: 0.427, SLG: 0.655		2-1 L8		2-1 F8			0-1 G5-3 2-3 3-H 2B	3-1 G2-3 1-2 2-3		5	0	1	1	0	0	2						
Russell Branyan, L (1, 5) Jolbert Cabrera, R (7, 5) OBP: 0.317, SLG: 0.540 OBP: 0.342, SLG: 0.368		2-3 K		0-0 F7			4-1 2-3 BB K	1-2 G3		3	0	0	0	1	2	2						
Eddie Taubensee, L (1, 2) OBP: 0.264, SLG: 0.300		4-1 HR BB		2-1 F7			3-1 L4	2-2 F8		3	1	0	0	1	0	1						
Inning Stats	R: 1 E: 0 K: 0 S: 16	H: 2 LOB: 2 BB: 1 P: 27	R: 2 E: 0 K: 1 S: 8	H: 1 LOB: 0 BB: 1 P: 20	R: 0 E: 1 K: 1 S: 7	H: 0 LOB: 1 BB: 1 P: 15	R: 0 E: 0 K: 0 S: 5	H: 0 LOB: 0 BB: 0 P: 9	R: 0 E: 0 K: 1 S: 10	H: 1 LOB: 2 BB: 1 P: 19	R: 0 E: 0 K: 0 S: 6	H: 0 LOB: 1 BB: 1 P: 13	R: 3 E: 0 K: 1 S: 21	H: 2 LOB: 2 BB: 2 P: 39	R: 1 E: 0 K: 0 S: 8	H: 2 LOB: 0 BB: 0 P: 12		R: 0 E: 0 K: 1 S: 10	H: 1 LOB: 2 BB: 1 P: 18	1B: 5 2B: 3 HR: 1	SF: 1 SAC: 1 HBP: 2	WP: 0 PB: 0 SB: 0 CS: 0
PITCHER	IP WLS BF H R ER SO BB IBB HBP BLK WP HR S P ERA WHIP																					
Pat Rapp, R (1, 1) ERA: 5.08	5.0 L 23 4 3 3 3 4 0 1 0 0 0 1 46 90 5.40 1.600																					
Ben Weber, R (6, 1) ERA: 3.12	1.1 8 1 3 3 0 0 3 0 0 0 0 0 14 30 20.25 3.000																					
47 Mark Lukasiewicz, L (7, 1) ERA: 13.5	0.0 1 0 0 0 0 0 0 0 1 0 0 0 2 5 ∞ ∞																					
Al Levine, R (7, 1) ERA: 1.96	0.2 3 1 0 0 1 0 0 0 0 0 0 0 11 17 0.00 1.500																					
Lou Pote, R (8, 1) ERA: 5.16	2.0 9 3 1 1 1 1 1 0 0 0 0 0 18 30 4.50 2.000																					

AB 32
R 7
H 9
RBI 7
BB 8
SO 5
LOB 18



Batter	1	2	3	4	5	6	7	8	9	AB	R	H	RBI	BB	SO	LOB	BOTTOM					
David Eckstein, R (1, 6) OBP: 0.396, SLG: 0.386	1-1 PB 1B 1B		3-2 F9		1-1 F4			1-2 G5-3		4	1	1	0	0	0	1	Cleveland Indians @ Anaheim Angels Edison International Field, Anaheim, CA Fri May 18 2001, 10:05 PM EDT Att: 39,177 - Overcast - 66 F					
Darin Erstad, L (1, 8) OBP: 0.301, SLG: 0.350	2-3 K		1-3 K		0-2 G3-1			2-2 F7		4	0	0	0	0	2	2						
Tim Salmon, R (1, 9) OBP: 0.364, SLG: 0.357	2-3 K 1-2		0-0 F9				0-0 F9	1-3 K		4	0	0	0	0	2	1						
16 Garret Anderson, L (1, 10) OBP: 0.294, SLG: 0.357	0-2 2-H 1B			2-3 K			1-2 G3		2-1 F8		4	0	1	1	0	1						
Troy Glaus, R (1, 5) OBP: 0.354, SLG: 0.526	3-3 K			3-0 G3 S 1B			3-3 K		4-2 BB		3	0	1	0	1	2						
Wally Joyner, L (1, 3) OBP: 0.330, SLG: 0.404		0-0 SH1-3 SF7 2B		2-2 G3 1-3			1-1 F7		2-3 K		3	1	1	0	0	1						
Benji Gil, R (9, PH) OBP: 0.357, SLG: 0.512				2-0 L7			1-0 1B		0-2 F8		3	0	1	0	0	2						
Adam Kennedy, L (1, 4) OBP: 0.330, SLG: 0.443					1-0 SH1-3 1B						2	0	1	1	0	0						
Shawn Wooten, R (1, 2) OBP: 0.347, SLG: 0.644											2	0	1	1	0	0						
Orlando Palmeiro, L (1, 7) OBP: 0.317, SLG: 0.358					0-0 SH1-3 1-2						2	0	0	0	0	1						
Inning Stats	R: 1 E: 0 K: 3 S: 16	H: 2 LOB: 1 BB: 0 P: 24	R: 1 E: 0 K: 0 S: 6	H: 1 LOB: 0 BB: 0 P: 10	R: 0 E: 0 K: 1 S: 8	H: 0 LOB: 0 BB: 0 P: 12	R: 0 E: 0 K: 1 S: 10	H: 1 LOB: 0 BB: 0 P: 19	R: 0 E: 0 K: 0 S: 7	H: 1 LOB: 1 BB: 0 P: 9	R: 0 E: 0 K: 1 S: 8	H: 0 LOB: 0 BB: 0 P: 12	R: 0 E: 0 K: 0 S: 6	H: 1 LOB: 1 BB: 0 P: 8	R: 0 E: 0 K: 1 S: 10	H: 0 LOB: 0 BB: 0 P: 14	R: 0 E: 0 K: 1 S: 14	H: 0 LOB: 1 BB: 1 P: 22	1B: 5 2B: 1 3B: 0 HR: 0	SF: 1 SAC: 2 DP: 0 HBP: 0	WP: 0 PB: 1 SB: 1 CS: 0	PA: 34
PITCHER	IP WLS BF H R ER SO BB IBB HBP BLK WP HR S P ERA WHIP																					
Dave Burba, R (1, 1) ERA: 5.02	7.0 W 27 6 2 1 6 0 0 0 0 0 0 0 61 94 1.29 0.857																					
Paul Shuey, R (8, 1) ERA: 2.61	1.0 3 0 0 0 1 0 0 0 0 0 0 0 10 14 0.00 0.000																					
Ricardo Rincon, L (9, 1) ERA: 4.82	1.0 4 0 0 0 1 1 0 0 0 0 0 0 14 22 0.00 1.000																					

AB 30
R 2
H 6
RBI 2
BB 1
SO 8
LOB 11



Batter	1	2	3	4	5	6	7	8	9	AB	R	H	RBI	BB	SO	LOB	TOP					
Jacob Cruz, L OBP: 0.306, SLG: 0.349	F7		G4-6-3		F5				G4-3	4	0	0	0	1	0	1	Cleveland Indians @ Anaheim Angels Edison International Field, Anaheim, CA Sun May 20 2001, 8:05 PM EDT Att: 36,339 - Sunny - 72 F					
Jolbert Cabrera, R OBP: 0.396, SLG: 0.378	G4-3 1B		F7			G4-6-3 BB	SF8			2	0	1	1	1	0	0						
Roberto Alomar, S OBP: 0.406, SLG: 0.448	G4-3			F8	G4-6-3		CS	G3		4	0	0	0	0	0	2						
Juan Gonzalez, R OBP: 0.401, SLG: 0.652		P6		G5-3		F8		K		4	0	0	0	0	1	0						
Jim Thome, L OBP: 0.379, SLG: 0.440		L9		F8						3	1	1	1	1	0	0						
Ellis Burks, R OBP: 0.371, SLG: 0.618		1B								3	2	3	1	1	0	0						
Wil Cordero, R OBP: 0.434, SLG: 0.477		1B			HR					4	1	2	0	0	0	2						
Russell Branyan, L OBP: 0.313, SLG: 0.535					L4					4	1	2	0	0	0	2						
Einar Diaz, R OBP: 0.404, SLG: 0.516					F7					4	1	1	1	0	2	2						
										4	1	2	1	0	1	2						
Inning Stats	R: 0 E: 0 K: 0 S: 9	H: 1 LOB: 0 BB: 0 P: 13	R: 0 E: 0 K: 1 S: 14	H: 2 LOB: 2 BB: 0 P: 23	R: 0 E: 0 K: 0 S: 4	H: 1 LOB: 0 BB: 0 P: 5	R: 0 E: 0 K: 0 S: 5	H: 0 LOB: 0 BB: 0 P: 12	R: 2 E: 0 K: 0 S: 14	H: 2 LOB: 0 BB: 0 P: 24	R: 0 E: 0 K: 0 S: 5	H: 0 LOB: 0 BB: 1 P: 12	R: 4 E: 0 K: 1 S: 19	H: 3 LOB: 0 BB: 2 P: 32	R: 0 E: 0 K: 1 S: 13	H: 1 LOB: 2 BB: 0 P: 28	R: 0 E: 0 K: 1 S: 12	H: 0 LOB: 0 BB: 0 P: 19	1B: 6 2B: 1 3B: 0 HR: 3	SF: 1 SAC: 0 DP: 3 HBP: 0	WP: 1 PB: 0 SB: 0 CS: 1	PA: 38
PITCHER	IP	WLS	BF	H	R	ER	SO	BB	IBB	HBP	BLK	WP	HR	S	P	ERA	WHIP					
Ismael Valdez, R ERA: 4.5	(1, 1)	6.0	25	8	5	5	1	2	0	0	0	0	3	60	104	7.50	1.667					
Al Levine, R ERA: 2.16	(7, 1)	2.0	W	9	2	1	1	2	2	0	0	1	0	23	45	4.50	2.000					
Troy Percival, R ERA: 0.55	(9, 1)	1.0	S	3	0	0	0	1	0	0	0	0	0	12	19	0.00	0.000					

Batter	1	2	3	4	5	6	7	8	9	AB	R	H	RBI	BB	SO	LOB	BOTTOM				
David Eckstein, R OBP: 0.387, SLG: 0.368	K		G4-3	1B WP 2B BB		G6-3		E6 G6-3 1B		4	2	0	0	1	1	1	Cleveland Indians @ Anaheim Angels Edison International Field, Anaheim, CA Sun May 20 2001, 8:05 PM EDT Att: 36,339 - Sunny - 72 F				
Darin Erstad, L OBP: 0.310, SLG: 0.361	F9 2B		G3-1	2B 1B		S BB		G6-3		4	0	2	2	1	0	1					
Troy Glaus, R OBP: 0.360, SLG: 0.519	F9		1B BB			F8		1B 1B		4	1	2	2	1	0	2					
Shawn Wooten, R OBP: 0.364, SLG: 0.627	K					F9		16 1B 1B		4	0	1	0	0	2	2					
Wally Joyner, L OBP: 0.330, SLG: 0.400						K		16 1B 1B		1	0	1	0	0	0	0					
16 Garret Anderson, L OBP: 0.303, SLG: 0.365			F8					1B 1B		5	2	3	1	0	0	2					
Scott Spiezio, S OBP: 0.299, SLG: 0.333		F8			G5-3			K		5	0	2	1	0	1	3					
Tim Salmon, R OBP: 0.366, SLG: 0.346		F8						1B 1B		3	1	1	0	1	0	2					
Benji Gil, R OBP: 0.364, SLG: 0.541								F8		3	2	1	2	1	1	2					
José Molina, R OBP: 0.297, SLG: 0.471								G6-3 2B		4	1	1	0	0	3	4					
Inning Stats	R: 0 E: 0 K: 2 S: 10	H: 1 LOB: 1 BB: 0 P: 16	R: 2 E: 0 K: 1 S: 10	H: 2 LOB: 0 BB: 0 P: 16	R: 0 E: 0 K: 0 S: 10	H: 1 LOB: 2 BB: 1 P: 19	R: 3 E: 0 K: 1 S: 16	H: 3 LOB: 2 BB: 2 P: 28	R: 1 E: 0 K: 2 S: 15	H: 2 LOB: 2 BB: 1 P: 25	R: 0 E: 0 K: 1 S: 12	H: 0 LOB: 1 BB: 1 P: 20	R: 0 E: 0 K: 0 S: 7	H: 1 LOB: 0 BB: 0 P: 12	R: 3 E: 1 K: 1 S: 24	H: 4 LOB: 2 BB: 0 P: 36	1B: 9 2B: 4 3B: 0 HR: 1	SF: 0 SAC: 0 DP: 1 HBP: 0	WP: 2 PB: 0 SB: 3 CS: 0	PA: 42	
PITCHER	IP	WLS	BF	H	R	ER	SO	BB	IBB	HBP	BLK	WP	HR	S	P	ERA	WHIP				
CC Sabathia, L ERA: 4.75	(1, 1)	4.1		9	6	6	4	3	0	0	0	1	0	21	37	0.00	1.200				
Danys Baez, R ERA:	(5, 1)	1.2		7	0	0	3	2	0	0	0	0	0	17	30	5.40	1.200				
Rich Rodriguez, L ERA:	(7, 1)	1.2	L	7	2	2	1	0	0	0	0	0	0	5	7	∞	∞				
Steve Reed, R ERA: 4.41	(8, 1)	0.0		2	2	0	0	0	0	0	0	0	0	5	7	∞	∞				
Ricardo Rincon, L ERA: 4.22	(8, 1)	0.1		2	1	1	0	1	0	0	0	0	0	9	11	0.00	3.000				

Batter	1	2	3	4	5	6	7	8	9	AB R H RBI BB SO LOB	TOP																								
												Anaheim Angels @ Baltimore Orioles Oriole Park at Camden Yards, Baltimore, MD Tue May 22 2001, 7:05 PM EDT livebaseballscorecards.com																							
Inning Stats											AB 0 R 0 H 0 RBI 0 BB 0 SO 0 LOB 0																								
PITCHER	IP	WLS	BF	H	R	ER	SO	BB	IBB	HBP	BLK	WP	HR	S	P	ERA	WHIP	PITCHER	IP	WLS	BF	H	R	ER	SO	BB	IBB	HBP	BLK	WP	HR	S	P	ERA	WHIP

Batter	1	2	3	4	5	6	7	8	9	AB R H RBI BB SO LOB	BOTTOM																								
												Anaheim Angels @ Baltimore Orioles Oriole Park at Camden Yards, Baltimore, MD Tue May 22 2001, 7:05 PM EDT livebaseballscorecards.com																							
Inning Stats											AB 0 R 0 H 0 RBI 0 BB 0 SO 0 LOB 0																								
PITCHER	IP	WLS	BF	H	R	ER	SO	BB	IBB	HBP	BLK	WP	HR	S	P	ERA	WHIP	PITCHER	IP	WLS	BF	H	R	ER	SO	BB	IBB	HBP	BLK	WP	HR	S	P	ERA	WHIP

Batter	1	2	3	4	5	6	7	8	9	AB	R	H	RBI	BB	SO	LOB	TOP								
David Eckstein, R (1, 6) OBP: 0.384, SLG: 0.360 Scott Spiezio, S (7, 5) OBP: 0.296, SLG: 0.330	1-0 WP S HBP	1-3 K		3-2 G6-3		0-0 L5		0-0 G4-6-3		3	0	0	0	0	1	3									
Darin Erstad, L (1, 8) OBP: 0.312, SLG: 0.365	3-3 K		4-2 2B	3-2 2B		1-3 K		0-0 G1-3		4	2	1	1	1	2	1									
Troy Glaus, R (1, 5) OBP: 0.369, SLG: 0.555 Jamie Burke, R (7, 2) OBP: 0.333, SLG: 0.333	1-2 F8		1-2 G3 16 1B	3-0 2B		2-1 HR			0-3 K	4	2	3	3	0	0	1									
Wally Joyner, L (1, 3) OBP: 0.325, SLG: 0.385	4-2 2-3 BB		2-1 G3	0-0 G4-3		1-1 P6			0-1 F8	4	0	0	0	1	0	2									
16 Garret Anderson, L (1, 7) OBP: 0.306, SLG: 0.372	1-2 G4-3		2-2 1B		1-1 2B				1-2 F8	5	0	2	1	0	0	2									
Tim Salmon, R (1, 9) OBP: 0.358, SLG: 0.336		1-0 L5	3-3 K		1-3 K				1-1 F9	4	0	0	0	0	2	2									
Adam Kennedy, L (1, 4) OBP: 0.374, SLG: 0.481		0-2 1B 2B	0-1 F8		1-0 HBP				2-2 1B	3	0	2	0	0	0	1									
Jorge Fabregas, L (1, 2) OBP: 0.182, SLG: 0.318 Jose Nieves, R (7, 6) (7, 6)		2-0 F7		1-1 G4-3	1-3 K				0-3 K	3	0	0	0	0	1	3									
Orlando Palmeiro, L (1, 10) OBP: 0.344, SLG: 0.375 Benji Gil, R (8, PH) OBP: 0.371, SLG: 0.547		0-0 2-3 1B		4-1 G6-3 2B BB		0-3 K			1-0 G4-6-3 1B	2	1	1	0	1	1	2									
Inning Stats	R: 0 E: 0 K: 1 S: 13	H: 0 LOB: 2 BB: 1 P: 23	R: 0 E: 0 K: 1 S: 10	H: 2 LOB: 2 BB: 0 P: 14	R: 2 E: 0 K: 1 S: 18	H: 2 LOB: 1 BB: 1 P: 29	R: 2 E: 0 K: 0 S: 15	H: 2 LOB: 1 BB: 1 P: 29	R: 0 E: 0 K: 3 S: 12	H: 1 LOB: 2 BB: 0 P: 16	R: 1 E: 0 K: 1 S: 8	H: 1 LOB: 0 BB: 0 P: 12	R: 0 E: 0 K: 1 S: 9	H: 1 LOB: 1 BB: 0 P: 13	R: 0 E: 0 K: 0 S: 3	H: 1 LOB: 0 BB: 0 P: 4	R: 0 E: 0 K: 1 S: 14	H: 0 LOB: 0 BB: 0 P: 18	1B: 4 2B: 5 3B: 0 HR: 1	SF: 0 SAC: 0 DP: 1 HBP: 2	WP: 1 PB: 0 SB: 1 CS: 0	PA: 41			
PITCHER	IP	WLS	BF	H	R	ER	SO	BB	IBB	HBP	BLK	WP	HR	S	P	ERA	WHIP								
Willis Roberts, R (1, 1) ERA: 5.36	5.0	W	27	7	4	4	6	3	0	2	0	1	0	68	111	7.20	2.000								
B.J. Ryan, L (6, 1) ERA: 4.29	2.0	8	2	1	1	2	0	0	0	0	0	0	1	17	25	4.50	1.000								
Chad Paronto, R (8, 1) ERA: 4.5	1.0	3	1	0	0	0	0	0	0	0	0	0	0	3	4	0.00	1.000								
Ryan Kohlmeier, R (9, 1) ERA: 4.86	1.0	3	0	0	0	1	0	0	0	0	0	0	0	14	18	0.00	0.000								

Anaheim Angels @ Baltimore Orioles
 Oriole Park at Camden Yards, Baltimore, MD
 Wed May 23 2001, 3:05 PM EDT
 Att: 31,249 - Sunny - 78 F

AB	36
R	5
H	10
RBI	5
BB	3
SO	9
LOB	19



Batter	1	2	3	4	5	6	7	8	9	AB	R	H	RBI	BB	SO	LOB	BOTTOM								
Brady Anderson, L (1, 9) OBP: 0.290, SLG: 0.255			0-0 F7		4-2 2B BB		2-2 1B			3	2	1	1	2	0	2									
Mike Bordick, R (1, 6) OBP: 0.332, SLG: 0.364	1-0 WP 1B	2-1 S G3 2B HBP	1-0 2B		1-2 2-3 3H 2B BB		1-3 K			3	2	2	1	0	1	1									
Delino DeShields, L (1, 7) OBP: 0.324, SLG: 0.322	3-1 1B 2B WP	2-1 G3	2-0 G3		3-3 K		1-3 K			5	1	1	0	0	2	5									
Jeff Conine, R (1, 3) OBP: 0.387, SLG: 0.495	2-2 2B 1B	4-2 2B SF7 BB		0-1 F9	2-0 2B			0-2 G1-3 BB 1B		4	2	3	3	1	0	0									
David Segui, S (1, 10) OBP: 0.379, SLG: 0.380 31 Jay Gibbons, L (8, PH) OBP: 0.289, SLG: 0.296	1-0 WP 1B 2B	0-0 6 2B		2-1 G4-3	2-2 F9			2-3 K		4	2	2	3	0	0	1									
Cal Ripken Jr., R (1, 5) OBP: 0.238, SLG: 0.315 Mike Kinkade, R (8, PH) OBP: 0.311, SLG: 0.362	2-2 1B	2-2 SF7		1-2 G4-3		0-3 K		4-1 G1-3 BB		3	0	1	2	0	1	0									
6 Melvin Mora, R (1, 8) OBP: 0.331, SLG: 0.331	2-1 G6-3				4-1 1B BB BB	1-1 G5-3		3-2 G1-3		4	1	1	1	1	0	2									
Brook Fordyce, R (1, 2) OBP: 0.279, SLG: 0.288 Fernando Lumar, R (8, 2) OBP: 0.320, SLG: 0.333	2-2 1B	0-1 G6-3			1-0 BB BB	0-3 K		1-2 G5-3		4	1	2	0	0	1	1									
Jerry Hairston, R (1, 4) OBP: 0.304, SLG: 0.359	1-1 FC4-6 1B		2-1 G6-3		2-2 BB 2B 1B		0-3 K			4	1	2	0	0	1	0									
Inning Stats	R: 5 E: 0 K: 0 S: 22	H: 7 LOB: 2 BB: 1 P: 42	R: 3 E: 0 K: 0 S: 13	H: 2 LOB: 1 BB: 1 P: 24	R: 0 E: 0 K: 0 S: 5	H: 1 LOB: 0 BB: 0 P: 10	R: 0 E: 0 K: 0 S: 7	H: 0 LOB: 0 BB: 0 P: 10	R: 4 E: 0 K: 1 S: 19	H: 3 LOB: 1 BB: 2 P: 38	R: 0 E: 0 K: 2 S: 8	H: 0 LOB: 0 BB: 0 P: 9	R: 0 E: 0 K: 3 S: 12	H: 1 LOB: 1 BB: 0 P: 16	R: 0 E: 0 K: 1 S: 14	H: 1 LOB: 2 BB: 1 P: 24	1B: 10 2B: 5 3B: 0 HR: 0	SF: 2 SAC: 0 DP: 0 HBP: 1	WP: 2 PB: 0 SB: 1 CS: 0	PA: 44					
PITCHER	IP	WLS	BF	H	R	ER	SO	BB	IBB	HBP	BLK	WP	HR	S	P	ERA	WHIP								
Scott Schoeneweis, L (1, 1) ERA: 4.48	4.0	L	27	12	11	11	0	3	0	1	0	0	0	52	98	24.75	3.750								
47 Mark Lukasiewicz, L (5, 1) ERA: 13.5	0.2	3	0	0	0	1	1	0	0	0	0	0	0	8	16	0.00	1.500								
Lou Pote, R (5, 1) ERA: 4.5	3.1	14	3	1	1	6	1	0	0	0	0	0	0	40	59	2.70	1.200								

Anaheim Angels @ Baltimore Orioles
 Oriole Park at Camden Yards, Baltimore, MD
 Wed May 23 2001, 3:05 PM EDT
 Att: 31,249 - Sunny - 78 F

AB	36
R	12
H	15
RBI	11
BB	5
SO	7
LOB	15



Batter	1	2	3	4	5	6	7	8	9	AB	R	H	RBI	BB	SO	LOB	TOP			
David Eckstein, R OBP: 0.384, SLG: 0.361	G5-3		K		F8		L1-3 1B		FC6-4 1B	5	0	2	1	0	1	0	Anaheim Angels @ Baltimore Orioles Oriole Park at Camden Yards, Baltimore, MD Thu May 24 2001, 7:05 PM EDT Att: 34,555 - Sunny - 82 F			
Darin Erstad, L OBP: 0.314, SLG: 0.366	K		HR 1B		1B S 1B		L1-3 1-2		FC6-4 1-2 2-H 1B	5	1	2	0	0	1	3				
Troy Glaus, R OBP: 0.371, SLG: 0.577	2B		HR		K			G5-3		4	1	2	2	0	1	1				
Wally Joyner, L OBP: 0.322, SLG: 0.382	K		G6-3					G5-3		1	0	0	0	0	1	1				
Otando Palmeiro, L OBP: 0.348, SLG: 0.379										2	0	1	0	0	0	0				
Benji Gil, R OBP: 0.367, SLG: 0.540					2-3 1B					1	0	0	0	0	0	0				
16 Garret Anderson, L OBP: 0.305, SLG: 0.369		S HBP G4-3 1B	F2		G4-3			K		4	1	1	0	0	1	2				
Tim Salmon, R OBP: 0.356, SLG: 0.329		S HBP			G6-3		F9		L4	3	0	0	0	0	0	0				
Adam Kennedy, L OBP: 0.370, SLG: 0.467		F8			F7		F5		BB 1B BB	3	1	0	0	1	0	2				
Shawn Wooten, R OBP: 0.373, SLG: 0.611		G4-3					G5-3		FC6-4 1B BB	3	0	1	1	1	0	1				
Jose Nieves, R		1-2 2-H			1B					0	0	0	0	0	0	0				
Scott Spiezio, S OBP: 0.284, SLG: 0.315	K				P5		F7		P6	4	0	0	0	0	1	4				
Inning Stats	R: 0 E: 0 K: 2 S: 15	H: 1 LOB: 1 BB: 0 P: 20	R: 1 E: 0 K: 1 S: 16	H: 1 LOB: 1 BB: 0 P: 24	R: 2 E: 0 K: 1 S: 11	H: 2 LOB: 0 BB: 0 P: 20	R: 0 E: 0 K: 0 S: 10	H: 1 LOB: 1 BB: 0 P: 12	R: 0 E: 0 K: 0 S: 9	H: 0 LOB: 2 BB: 0 P: 14	R: 0 E: 0 K: 0 S: 7	H: 1 LOB: 0 BB: 0 P: 11	R: 0 E: 0 K: 1 S: 10	H: 0 LOB: 0 BB: 0 P: 15	R: 1 E: 0 K: 0 S: 15	H: 1 LOB: 2 BB: 2 P: 29	1B: 7 2B: 2 3B: 0 HR: 1	SF: 0 SAC: 0 DP: 1 HBP: 1	WP: 0 PB: 0 SB: 3 CS: 0	PA: 38
PITCHER	IP WLS BF H R ER SO BB IBB HBP BLK WP HR S P ERA WHIP	IP WLS BF H R ER SO BB IBB HBP BLK WP HR S P ERA WHIP	IP WLS BF H R ER SO BB IBB HBP BLK WP HR S P ERA WHIP	IP WLS BF H R ER SO BB IBB HBP BLK WP HR S P ERA WHIP	IP WLS BF H R ER SO BB IBB HBP BLK WP HR S P ERA WHIP	IP WLS BF H R ER SO BB IBB HBP BLK WP HR S P ERA WHIP	IP WLS BF H R ER SO BB IBB HBP BLK WP HR S P ERA WHIP	IP WLS BF H R ER SO BB IBB HBP BLK WP HR S P ERA WHIP	IP WLS BF H R ER SO BB IBB HBP BLK WP HR S P ERA WHIP	IP WLS BF H R ER SO BB IBB HBP BLK WP HR S P ERA WHIP	IP WLS BF H R ER SO BB IBB HBP BLK WP HR S P ERA WHIP	IP WLS BF H R ER SO BB IBB HBP BLK WP HR S P ERA WHIP	IP WLS BF H R ER SO BB IBB HBP BLK WP HR S P ERA WHIP	IP WLS BF H R ER SO BB IBB HBP BLK WP HR S P ERA WHIP	IP WLS BF H R ER SO BB IBB HBP BLK WP HR S P ERA WHIP	IP WLS BF H R ER SO BB IBB HBP BLK WP HR S P ERA WHIP	IP WLS BF H R ER SO BB IBB HBP BLK WP HR S P ERA WHIP			
Jason Johnson, R ERA: 3.49	7.0	W	29	8	3	3	5	0	0	0	1	0	0	0	0	0	3.86	1.143		
Buddy Groom, L ERA: 4.2	1.0	H	3	0	0	0	1	0	0	0	0	0	0	0	0	0	0.00	0.000		
Mike Trombley, R ERA: 2.12	0.2	H	5	1	1	1	0	2	0	0	0	0	0	0	0	0	13.50	4.500		
B.J. Ryan, L ERA: 4.22	0.1	S	1	0	0	0	0	0	0	0	0	0	0	0	0	0	0.00	0.000		

Batter	1	2	3	4	5	6	7	8	9	AB	R	H	RBI	BB	SO	LOB	BOTTOM			
Brady Anderson, L OBP: 0.293, SLG: 0.255	F7				F9					4	0	1	0	1	1	0	Anaheim Angels @ Baltimore Orioles Oriole Park at Camden Yards, Baltimore, MD Thu May 24 2001, 7:05 PM EDT Att: 34,555 - Sunny - 82 F			
6 Melvin Mora, R OBP: 0.331, SLG: 0.331		1B				G4-3 BB				0	0	0	0	0	0	0				
Mike Bordick, R OBP: 0.328, SLG: 0.359	G3	SAFE	PO		K		F7		K	5	0	1	0	0	2	2				
Chris Richard, L OBP: 0.358, SLG: 0.458	G6-3		L4-3 1B			F8 HBP BB		G4-3		3	0	0	1	1	0	2				
Jeff Conine, R OBP: 0.382, SLG: 0.485		G6-3				F8		K		4	1	1	0	0	1	2				
David Segui, S OBP: 0.396, SLG: 0.384		2B 31 HR BB	31 HBP 1B			31 FC4-6 HBP		G4-3		2	1	1	0	1	0	0				
Cal Ripken Jr., R OBP: 0.254, SLG: 0.331		31 HR 2B	31 HBP 1B			F8				3	1	2	1	1	0	2				
31 Jay Gibbons, L OBP: 0.298, SLG: 0.333										3	1	1	3	0	1	3				
Delino DeShields, L OBP: 0.324, SLG: 0.322		2-H 3-H HR				FC4-6		K		0	0	0	0	0	0	0				
Brook Fordyce, R OBP: 0.286, SLG: 0.296								P3		4	1	2	0	0	0	4				
Jerry Hairston, R OBP: 0.302, SLG: 0.369	FC5-4 PO 1B				P6			G6-3		4	1	1	1	0	0	1				
Inning Stats	R: 0 E: 0 K: 0 S: 7	H: 0 LOB: 0 BB: 0 P: 8	R: 3 E: 0 K: 0 S: 15	H: 4 LOB: 1 BB: 1 P: 23	R: 1 E: 0 K: 0 S: 14	H: 4 LOB: 3 BB: 0 P: 23	R: 0 E: 0 K: 1 S: 7	H: 0 LOB: 0 BB: 0 P: 12	R: 0 E: 0 K: 1 S: 6	H: 2 LOB: 1 BB: 1 P: 15	R: 2 E: 0 K: 1 S: 12	H: 0 LOB: 1 BB: 1 P: 20	R: 0 E: 0 K: 1 S: 6	H: 0 LOB: 1 BB: 1 P: 14	R: 0 E: 0 K: 2 S: 9	H: 0 LOB: 0 BB: 0 P: 13	1B: 7 2B: 2 3B: 1 HR: 1	SF: 0 SAC: 0 DP: 1 HBP: 2	WP: 0 PB: 0 SB: 0 CS: 0	PA: 39
PITCHER	IP WLS BF H R ER SO BB IBB HBP BLK WP HR S P ERA WHIP	IP WLS BF H R ER SO BB IBB HBP BLK WP HR S P ERA WHIP	IP WLS BF H R ER SO BB IBB HBP BLK WP HR S P ERA WHIP	IP WLS BF H R ER SO BB IBB HBP BLK WP HR S P ERA WHIP	IP WLS BF H R ER SO BB IBB HBP BLK WP HR S P ERA WHIP	IP WLS BF H R ER SO BB IBB HBP BLK WP HR S P ERA WHIP	IP WLS BF H R ER SO BB IBB HBP BLK WP HR S P ERA WHIP	IP WLS BF H R ER SO BB IBB HBP BLK WP HR S P ERA WHIP	IP WLS BF H R ER SO BB IBB HBP BLK WP HR S P ERA WHIP	IP WLS BF H R ER SO BB IBB HBP BLK WP HR S P ERA WHIP	IP WLS BF H R ER SO BB IBB HBP BLK WP HR S P ERA WHIP	IP WLS BF H R ER SO BB IBB HBP BLK WP HR S P ERA WHIP	IP WLS BF H R ER SO BB IBB HBP BLK WP HR S P ERA WHIP	IP WLS BF H R ER SO BB IBB HBP BLK WP HR S P ERA WHIP	IP WLS BF H R ER SO BB IBB HBP BLK WP HR S P ERA WHIP	IP WLS BF H R ER SO BB IBB HBP BLK WP HR S P ERA WHIP				
Ramon Ortiz, R ERA: 4.58	6.0	L	31	10	6	6	2	0	0	0	0	0	0	0	0	0	9.00	2.167		
Ben Weber, R ERA: 2.79	2.0		7	0	0	0	3	1	0	0	0	0	0	0	0	0	0.00	0.500		

Batter	1	2	3	4	5	6	7	8	9	AB	R	H	RBI	BB	SO	LOB	TOP					
David Eckstein, R (1, 6) OBP: 0.396, SLG: 0.374	F2		1B FC6-4 HBP		HR 2B		FC6-4 BB		1B	3	2	2	0	1	0	0						
Darin Erstad, L (1, 8) OBP: 0.317, SLG: 0.383	K		FC6-4 1B		HR		FC6-4 G5-4-3 1-2		F8	5	1	2	2	0	1	2						
Troy Glaus, R (1, 5) OBP: 0.368, SLG: 0.576	K		FC6-4 1-2 3-H		1B 16 SF9 2B		G5-4-3 1-2			4	1	1	1	0	1	2						
Wally Joyner, L (1, 10) OBP: 0.328, SLG: 0.395 Jose Nieves, R (8, PR)		F7	F8		WP 1B			16 L3-6 2B		4	0	2	0	0	0	1						
16 Garret Anderson, L (1, 7) OBP: 0.303, SLG: 0.368		1B S		G4-3	SF9			L3-6		3	1	1	1	0	0	1						
Scott Spiezio, S (1, 3) OBP: 0.292, SLG: 0.354		CS 1B		F7	G4-3			HR		4	1	2	2	0	0	1						
Tim Salmon, R (1, 9) OBP: 0.359, SLG: 0.336		2B		BB		L5		G5-3		3	0	1	0	1	0	1						
Jorge Fabregas, L (1, 2) OBP: 0.154, SLG: 0.269		G4-3		G6-3		F8			F5	4	0	0	0	0	0	2						
Adam Kennedy, L (1, 4) OBP: 0.358, SLG: 0.450			G4-3		F8	G4-3			G3	4	0	0	0	0	0	0						
Inning Stats	R: 0 E: 0 K: 2 S: 8	H: 0 LOB: 0 BB: 0 P: 14	R: 1 E: 0 K: 0 S: 11	H: 3 LOB: 1 BB: 0 P: 15	R: 1 E: 0 K: 0 S: 11	H: 1 LOB: 1 BB: 0 P: 15	R: 0 E: 0 K: 0 S: 6	H: 0 LOB: 1 BB: 1 P: 12	R: 3 E: 0 K: 0 S: 14	H: 4 LOB: 1 BB: 0 P: 23	R: 0 E: 0 K: 0 S: 9	H: 0 LOB: 0 BB: 0 P: 12	R: 0 E: 0 K: 0 S: 8	H: 0 LOB: 0 BB: 1 P: 15	R: 1 E: 0 K: 0 S: 6	H: 2 LOB: 1 BB: 0 P: 9	R: 0 E: 0 K: 0 S: 8	H: 1 LOB: 1 BB: 0 P: 12	1B: 5 2B: 5 3B: 0 HR: 2	SF: 1 SAC: 0 DP: 2 HBP: 1	WP: 1 PB: 0 SB: 2 CS: 1	PA: 38
PITCHER	IP WLS BF H R ER SO BB IBB HBP BLK WP HR S P ERA WHIP	IP WLS BF H R ER SO BB IBB HBP BLK WP HR S P ERA WHIP															IP WLS BF H R ER SO BB IBB HBP BLK WP HR S P ERA WHIP					
Albie Lopez, R (1, 1) ERA: 4.28	8.0 L 34 10 6 6 2 2 0 0 1 0 1 2 73 115 6.75 1.500																					
Rusty Meacham, R (9, 1) ERA: 3.81	1.0 4 1 0 0 0 0 0 0 0 0 0 0 0 8 12 0.00 1.000																					

Anaheim Angels @ Tampa Bay Devil Rays
Tropicana Field, St. Petersburg, FL
Fri May 25 2001, 7:15 PM EDT
Att. 8,346 - Dome - 72 F

AB 34
R 6
H 11
RBI 6
BB 2
SO 2
LOB 10



Batter	1	2	3	4	5	6	7	8	9	AB	R	H	RBI	BB	SO	LOB	BOTTOM					
Jason Tyner, L (1, 9) OBP: 0.375, SLG: 0.286	G4-3		1B 2B 1B		S 2B BB		F2		K	4	2	1	0	1	1	1						
Damian Rolls, R (1, 4) OBP: 0.394, SLG: 0.468 Steve Cox, L (9, PH) OBP: 0.313, SLG: 0.397	F8		2B 1B		1B 2B		F8		G3-1	4	1	2	2	0	0	0						
Ben Grieve, L (1, 10) OBP: 0.389, SLG: 0.390	F7		2B		1B		FC6-4 1B		K	5	0	3	2	0	1	1						
Fred McGriff, L (1, 3) OBP: 0.356, SLG: 0.524	G6-3		G4-3		1B		FC6-4 1B			4	0	2	0	0	0	2						
Greg Vaughn, R (1, 7) OBP: 0.332, SLG: 0.485	F3		F7		K		FC6-4			4	0	0	0	0	1	4						
Aubrey Huff, L (1, 5) OBP: 0.236, SLG: 0.337	K2-3		F7		G5-3			K	4	0	0	0	0	2	0							
Gerald Williams, R (1, 8) OBP: 0.277, SLG: 0.341			1B S 1B		G6-3			CS 1B	4	0	2	0	0	0	0							
John Flaherty, R (1, 2) OBP: 0.277, SLG: 0.344			K		G3-1			K	4	0	1	0	0	2	2							
Andy Sheets, R (1, 6) OBP: 0.321, SLG: 0.423 Randy Winn, S (9, PH) OBP: 0.492, SLG: 0.608			1B 1B		G6-3		G4-3		CS G3-1 DI 1B	3	1	1	0	0	0	1						
Inning Stats	R: 0 E: 0 K: 0 S: 7	H: 0 LOB: 0 BB: 0 P: 9	R: 0 E: 0 K: 1 S: 7	H: 0 LOB: 0 BB: 0 P: 9	R: 2 E: 0 K: 1 S: 14	H: 5 LOB: 2 BB: 0 P: 20	R: 0 E: 0 K: 0 S: 4	H: 0 LOB: 0 BB: 0 P: 8	R: 2 E: 0 K: 1 S: 17	H: 3 LOB: 2 BB: 1 P: 30	R: 0 E: 0 K: 0 S: 11	H: 1 LOB: 1 BB: 0 P: 15	R: 0 E: 0 K: 0 S: 11	H: 2 LOB: 2 BB: 0 P: 15	R: 0 E: 0 K: 2 S: 9	H: 1 LOB: 0 BB: 0 P: 14	R: 0 E: 0 K: 2 S: 15	H: 1 LOB: 1 BB: 0 P: 23	1B: 11 2B: 2 3B: 0 HR: 0	SF: 0 SAC: 0 DP: 0 HBP: 0	WP: 0 PB: 0 SB: 2 CS: 1	PA: 40
PITCHER	IP WLS BF H R ER SO BB IBB HBP BLK WP HR S P ERA WHIP	IP WLS BF H R ER SO BB IBB HBP BLK WP HR S P ERA WHIP															IP WLS BF H R ER SO BB IBB HBP BLK WP HR S P ERA WHIP					
Pat Rapp, R (1, 1) ERA: 5.28	4.2 W 5 1 0 0 1 0 0 0 0 0 0 14 19 0.00 0.750																					
Ben Weber, R (5, 1) ERA: 2.61	1.1 H 8 3 0 0 2 0 0 0 0 0 0 20 29 0.00 1.500																					
Al Levine, R (7, 1) ERA: 2.0	2.0 S 4 1 0 0 2 0 0 0 0 0 0 15 23 0.00 1.000																					
Troy Percival, R (9, 1) ERA: 0.52	1.0 S 4 1 0 0 2 0 0 0 0 0 0 15 23 0.00 1.000																					

Anaheim Angels @ Tampa Bay Devil Rays
Tropicana Field, St. Petersburg, FL
Fri May 25 2001, 7:15 PM EDT
Att. 8,346 - Dome - 72 F

AB 38
R 4
H 13
RBI 4
BB 1
SO 7
LOB 12



Batter	1	2	3	4	5	6	7	8	9	AB R H RBI BB SO LOB	TOP															
David Eckstein, R (1, 6) OBP: 0.395, SLG: 0.363	G5-3		G5-3			F7	F7		P4	5 0 0 0 0 0 3	Anaheim Angels @ Tampa Bay Devil Rays Tropicana Field, St. Petersburg, FL Mon May 28 2001, 4:15 PM EDT Att. 9,469 - Dome - 72 F livebaseballscorecards.com															
Darin Erstad, L (1, 8) OBP: 0.318, SLG: 0.387	G6-3			G3-1 1B		G4-3		P6	4 0 1 0 0 0 0																	
Troy Glaus, R (1, 5) OBP: 0.372, SLG: 0.582	K			G3-1			HR	1B BB	3 1 1 1 1 1 1																	
Scott Spiezio, S (1, 3)				F7		G4-3		1B	4 0 2 0 0 0 1																	
16 Garret Anderson, L (1, 7) OBP: 0.298, SLG: 0.368	K			K			2B SF7 BB	F8	3 1 0 0 1 2 4																	
Tim Salmon, R (1, 10) OBP: 0.360, SLG: 0.340	G5-3				K		1B 2B	K	4 1 1 0 0 2 3																	
Adam Kennedy, L (1, 4) OBP: 0.360, SLG: 0.467	K			G4-3		SF7		E CS 2B	3 0 1 1 0 1 1																	
Jorge Fabregas, L (1, 2) OBP: 0.162, SLG: 0.222			G4-3		F7		1B SAFE	K	4 0 1 1 0 1 1																	
Orlando Palmeiro, L (1, 9) OBP: 0.366, SLG: 0.387			G4-3			F8		1B HBP	3 0 1 0 0 0 0																	
Inning Stats	R: 0 E: 0 K: 1 S: 9	H: 0 LOB: 0 BB: 0 P: 14	R: 0 E: 0 K: 2 S: 13	H: 1 LOB: 1 BB: 0 P: 17	R: 0 E: 0 K: 0 S: 8	H: 0 LOB: 0 BB: 0 P: 11	R: 0 E: 0 K: 1 S: 13	H: 1 LOB: 1 BB: 0 P: 19	R: 0 E: 0 K: 0 S: 6	H: 0 LOB: 0 BB: 0 P: 8	R: 3 E: 0 K: 0 S: 21	H: 4 LOB: 2 BB: 1 P: 30	R: 0 E: 0 K: 1 S: 11	H: 1 LOB: 2 BB: 1 P: 20	R: 0 E: 1 K: 1 S: 14	H: 1 LOB: 1 BB: 0 P: 20	1B: 5 2B: 2 3B: 0 HR: 1	SF: 1 SAC: 0 DP: 0 HBP: 1	WP: 0 PB: 0 SB: 0 CS: 1	PA: 37						
PITCHER	IP WLS BF H R ER SO BB IBB HBP BLK WP HR S P ERA WHIP											PITCHER	IP WLS BF H R ER SO BB IBB HBP BLK WP HR S P ERA WHIP													
Ryan Rupe, R (1, 1) ERA: 7.75	6.1	22	3	1	1	5	0	0	0	0	0	1	59	82	1.42	0.474										
Rusty Meacham, R (7, 1) ERA: 4.44	0.1	L	5	3	2	2	0	1	0	0	0	0	14	22	54.00	12.000										
Doug Creek, L (7, 1) ERA: 3.33	2.0		9	2	0	0	2	1	0	1	0	0	23	37	0.00	1.500										
Dan Wheeler, R (9, 1) ERA: 6.35	0.1		1	0	0	0	0	0	0	0	0	0	5	7	0.00	0.000										

Batter	1	2	3	4	5	6	7	8	9	AB R H RBI BB SO LOB	BOTTOM															
Randy Winn, S (1, 9) OBP: 0.487, SLG: 0.542	CS BB	1-2 2-3 HBP		G3					FC4-6 DI	2 0 0 0 2 0 1	Anaheim Angels @ Tampa Bay Devil Rays Tropicana Field, St. Petersburg, FL Mon May 28 2001, 4:15 PM EDT Att. 9,469 - Dome - 72 F livebaseballscorecards.com															
Damian Rolis, R (1, 4) OBP: 0.387, SLG: 0.438 Steve Cox, L (9, PH) OBP: 0.294, SLG: 0.372	E BB	F3		F8			F7		K	3 0 0 0 1 0 4 1 0 0 0 0 1 1																
Ben Grieve, L (1, 7) OBP: 0.384, SLG: 0.394	K			E BB FC3-6 BB		F8		K	4 1 0 0 1 3 3																	
Greg Vaughn, R (1, 10) OBP: 0.322, SLG: 0.470	E5			P4		G6-3			4 0 1 0 0 0 2																	
Fred McGriff, L (1, 3) OBP: 0.344, SLG: 0.500	G5-3			FC3-6 E BB		F8		K	3 0 0 0 1 1 4																	
Gerald Williams, R (1, 8) OBP: 0.284, SLG: 0.358			K	E5 FC3-6			FC4-6 1B		G6-3	4 0 1 0 0 1 2																
Aubrey Huff, L (1, 5) OBP: 0.223, SLG: 0.310			G1-3	FC3-6			FC4-6		F7	4 0 0 1 0 0 3																
Mike DiFelice, R (1, 2) OBP: 0.239, SLG: 0.227		HBP 1B 1B		L8			K		F8	4 0 1 0 0 1 3																
Andy Sheets, R (1, 6) OBP: 0.371, SLG: 0.438				F9			P4		FC4-6 1B	4 0 2 0 0 0 1																
Inning Stats	R: 0 E: 1 K: 1 S: 9	H: 0 LOB: 2 BB: 2 P: 20	R: 0 E: 0 K: 1 S: 13	H: 2 LOB: 3 BB: 0 P: 23	R: 1 E: 1 K: 0 S: 10	H: 0 LOB: 2 BB: 2 P: 23	R: 0 E: 0 K: 0 S: 4	H: 0 LOB: 0 BB: 0 P: 7	R: 0 E: 0 K: 1 S: 9	H: 1 LOB: 1 BB: 0 P: 9	R: 0 E: 0 K: 2 S: 10	H: 1 LOB: 2 BB: 1 P: 19	R: 0 E: 0 K: 0 S: 6	H: 0 LOB: 0 BB: 0 P: 11	R: 0 E: 0 K: 2 S: 12	H: 1 LOB: 1 BB: 0 P: 18	1B: 4 2B: 1 3B: 0 HR: 0	SF: 0 SAC: 0 DP: 0 HBP: 1	WP: 0 PB: 0 SB: 0 CS: 1	PA: 39						
PITCHER	IP WLS BF H R ER SO BB IBB HBP BLK WP HR S P ERA WHIP											PITCHER	IP WLS BF H R ER SO BB IBB HBP BLK WP HR S P ERA WHIP													
Scott Schoeneweis, L (1, 1) ERA: 4.01	7.0	W	32	4	1	0	5	0	0	1	0	0	58	105	0.00	1.286										
Al Levine, R (8, 1) ERA: 2.2	1.0	H	3	0	0	0	0	0	0	0	0	0	6	11	0.00	0.000										
Troy Percival, R (9, 1) ERA: 0.48	1.0	S	4	1	0	0	0	0	0	0	0	0	12	18	0.00	1.000										

Batter	1	2	3	4	5	6	7	8	9	10	11	AB	R	H	RBI	BB	SO	LOB	TOP								
Cristian Guzman, S OBP: 0.328, SLG: 0.495 (1, 6)	F5	L8			F7	K		K			E S 3B	6	1	1	0	0	2	5									
Denny Hocking, S OBP: 0.347, SLG: 0.541 (1, 10)	2B 1B			FC3-6 BB	2B BB		F8		G4-3		3-2 1H WP 3B	4	3	2	1	2	0	0									
Doug Mientkiewicz, L OBP: 0.433, SLG: 0.609 (1, 3)				FC3-6 1B			G4-3		G4-3		G4-3	6	0	2	2	0	0	1									
Corey Koskie, L OBP: 0.330, SLG: 0.430 (1, 5)					2B		F9		G3		G3-1	5	0	1	0	0	1	2									
Matt Lawton, L OBP: 0.397, SLG: 0.380 (1, 9)	G6-3			G4-3	G4-3		G4-3		G5-3 PB 1B		P5	5	1	1	0	0	0	4									
Torii Hunter, R OBP: 0.303, SLG: 0.474 (1, 8)					F8		G4-3 BB FC6-2 BB		G5-3		G6-3	4	0	1	0	1	0	1									
Jacque Jones, L OBP: 0.324, SLG: 0.348 (1, 7)							FC6-2 S BB		G3 BB 1B		K	2	1	1	1	2	1	0									
Luis Rivas, R OBP: 0.269, SLG: 0.353 (1, 4)					F9		G4-3		G3 BB 1B		F7	4	0	0	0	1	0	5									
A.J. Pierzinski, L OBP: 0.361, SLG: 0.349 (1, 2)					G3-1		FC6-2 S		G3		G6-3	5	0	0	0	0	0	7									
Inning Stats	R: 1 E: 0 K: 1 S: 11	H: 2 LOB: 1 BB: 0 P: 17	R: 0 E: 0 K: 0 S: 14	H: 1 LOB: 2 BB: 0 P: 21	R: 0 E: 0 K: 0 S: 11	H: 1 LOB: 1 BB: 1 P: 21	R: 0 E: 0 K: 0 S: 9	H: 0 LOB: 1 BB: 1 P: 16	R: 1 E: 0 K: 1 S: 12	H: 0 LOB: 1 BB: 2 P: 24	R: 0 E: 0 K: 0 S: 7	H: 0 LOB: 0 BB: 0 P: 11	R: 1 E: 0 K: 1 S: 13	H: 2 LOB: 2 BB: 1 P: 25	R: 0 E: 0 K: 0 S: 12	H: 0 LOB: 0 BB: 0 P: 15	R: 0 E: 0 K: 1 S: 7	H: 0 LOB: 0 BB: 0 P: 10	R: 2 E: 0 K: 0 S: 17	H: 2 LOB: 0 BB: 0 P: 29	1B: 6 2B: 2 3B: 1 HR: 0	SF: 0 SAC: 0 DP: 1 HBP: 1	WP: 1 PB: 1 SB: 4 CS: 0	PA: 48			
PITCHER	IP WLS BF H R ER SO BB IBB HBP BLK WP HR S P ERA WHIP	PITCHER										IP WLS BF H R ER SO BB IBB HBP BLK WP HR S P ERA WHIP															
Ramon Ortiz, R ERA: 4.64 (1, 1)	5.0	24	5	3	3	1	1	0	0	0	0	0	0	19	31	0.00	1.000										
47 Mark Lukasiewicz, L ERA: 5.4 (8, 1)	2.0	8	1	1	0	1	1	0	0	0	0	0	0	24	39	0.00	1.000										
Lou Pote, R ERA: 4.18 (8, 1)	2.0	8	1	0	0	1	1	0	0	0	0	0	0	24	39	0.00	1.000										
Troy Percival, R ERA: 0.47 (10, 1)	1.0	3	0	0	0	1	0	0	0	0	0	0	0	7	10	0.00	0.000										
Al Levine, R ERA: 2.73 (11, 1)	1.0	L	5	2	2	2	0	0	0	0	0	1	0	17	29	18.00	2.000										

Minnesota Twins @ Anaheim Angels
Edison International Field, Anaheim, CA
Tue May 29 2001, 10:05 PM EDT
Att: 14,975 - Sunny - 70 F

AB 41
R 6
H 9
RBI 4
BB 6
SO 4
LOB 25



Batter	1	2	3	4	5	6	7	8	9	10	11	AB	R	H	RBI	BB	SO	LOB	BOTTOM								
David Eckstein, R OBP: 0.389, SLG: 0.358 (1, 6)	F9				F8		G4-3				G5-3	5	1	1	0	0	0	1									
Darin Erstad, L OBP: 0.323, SLG: 0.390 (1, 8)	F6						G4-3				E4 1B 16 G4-3	6	2	3	1	0	0	0									
Troy Glaus, R OBP: 0.380, SLG: 0.585 (1, 5)	F9				F5						16 FC3-2 1B	4	0	2	1	2	0	1									
Scott Spiezio, S OBP: 0.296, SLG: 0.360 (1, 3)					F8						16 FC3-2 1B	6	0	1	1	0	3	5									
16 Garret Anderson, L OBP: 0.294, SLG: 0.362 (1, 7)					F8						16 FC3-2 1B	6	0	1	1	0	0	5									
Tim Salmon, R OBP: 0.374, SLG: 0.375 (1, 9)											F7	4	1	3	1	2	0	3									
Glenallen Hill, R OBP: 0.138, SLG: 0.190 (1, 10)											G4-3	6	0	1	0	0	2	5									
Shawn Wooten, R OBP: 0.355, SLG: 0.579 (1, 2)												3	0	0	0	0	0	5									
Wally Joyner, L OBP: 0.328, SLG: 0.405 (8, PH)												0	0	0	0	0	0	0									
Jamie Burke, R OBP: 0.250, SLG: 0.250 (8, PH)												1	0	0	0	0	0	0									
Adam Kennedy, L OBP: 0.365, SLG: 0.472 (10, 4)												1	0	1	0	0	0	0									
Benji Gil, R OBP: 0.362, SLG: 0.522 (1, 4)												3	1	0	0	0	0	3									
Orlando Palmeiro, L OBP: 0.361, SLG: 0.381 (9, PH)												1	0	0	0	0	0	0									
Jorge Fabregas, L OBP: 0.158, SLG: 0.216 (10, 2)												1	0	0	0	0	0	1									
Inning Stats	R: 0 E: 0 K: 0 S: 9	H: 0 LOB: 0 BB: 0 P: 14	R: 0 E: 0 K: 0 S: 8	H: 1 LOB: 2 BB: 1 P: 13	R: 2 E: 1 K: 1 S: 20	H: 2 LOB: 1 BB: 0 P: 24	R: 0 E: 0 K: 0 S: 9	H: 1 LOB: 1 BB: 0 P: 11	R: 0 E: 0 K: 0 S: 8	H: 2 LOB: 2 BB: 0 P: 9	R: 0 E: 0 K: 1 S: 7	H: 0 LOB: 1 BB: 1 P: 18	R: 1 E: 0 K: 0 S: 9	H: 1 LOB: 0 BB: 0 P: 10	R: 1 E: 0 K: 0 S: 13	H: 3 LOB: 3 BB: 1 P: 26	R: 0 E: 0 K: 1 S: 10	H: 1 LOB: 1 BB: 0 P: 12	R: 1 E: 1 K: 2 S: 18	H: 1 LOB: 2 BB: 1 P: 30	1B: 10 2B: 2 3B: 0 HR: 1	SF: 0 SAC: 1 DP: 0 HBP: 0	WP: 0 PB: 0 SB: 1 CS: 0	PA: 52			
PITCHER	IP WLS BF H R ER SO BB IBB HBP BLK WP HR S P ERA WHIP	PITCHER										IP WLS BF H R ER SO BB IBB HBP BLK WP HR S P ERA WHIP															
Eric Milton, R ERA: 3.39 (8, 1)	7.0	31	7	1	1	0	0	0	0	0	0	0	0	17	28	0.00	1.500										
Bob Wells, R ERA: 4.44 (8, 1)	0.2	H	3	1	1	1	0	0	0	0	0	0	0	2	2	0.00	0.000										
Eddie Guardado, L ERA: 4.7 (8, 1)	0.1	H	1	0	0	0	0	0	0	0	0	0	0	2	2	0.00	0.000										
LaTroy Hawkins, R ERA: 3.6 (9, 1)	1.0	B	7	3	1	1	0	1	0	0	0	0	0	13	26	9.00	4.000										
Jack Cressend, R ERA: 1.69 (10, 1)	1.0	W	4	1	0	0	1	0	0	0	0	0	0	10	12	0.00	1.000										

Minnesota Twins @ Anaheim Angels
Edison International Field, Anaheim, CA
Tue May 29 2001, 10:05 PM EDT
Att: 14,975 - Sunny - 70 F

AB 47
R 5
H 13
RBI 5
BB 4
SO 5
LOB 29



Batter	1	2	3	4	5	6	7	8	9	AB	R	H	RBI	BB	SO	LOB	TOP										
Cristian Guzman, S OBP: 0.322, SLG: 0.484 (1, 6)										4	0	0	0	0	2	1											
Denny Hocking, S OBP: 0.353, SLG: 0.360 (1, 10)										4	0	2	0	0	0	1											
Doug Mientkiewicz, L OBP: 0.424, SLG: 0.595 (1, 3)										4	0	0	0	0	2	2											
Corey Koskie, L OBP: 0.328, SLG: 0.423 (1, 5)										3	0	0	0	1	0	0											
Matt Lawton, L OBP: 0.394, SLG: 0.377 (1, 9)										4	1	1	0	0	0	1											
Torii Hunter, R OBP: 0.303, SLG: 0.471 (1, 8)										3	1	1	0	0	0	0											
Jacque Jones, L OBP: 0.324, SLG: 0.348 (1, 7)										3	0	1	2	0	2	0											
Luis Rivas, R OBP: 0.270, SLG: 0.358 (1, 4)										3	1	1	0	0	1	1											
A.J. Pierzynski, L OBP: 0.263, SLG: 0.348 (1, 2)										3	0	1	1	0	1	1											
Inning Stats	R: 0 E: 0 K: 2 S: 8	H: 0 LOB: 0 BB: 0 P: 16	R: 2 E: 1 K: 2 S: 16	H: 3 LOB: 1 BB: 0 P: 21	R: 0 E: 0 K: 1 S: 9	H: 1 LOB: 0 BB: 0 P: 17	R: 0 E: 0 K: 0 S: 5	H: 0 LOB: 0 BB: 0 P: 12	R: 0 E: 0 K: 0 S: 7	H: 1 LOB: 0 BB: 0 P: 10	R: 0 E: 0 K: 0 S: 4	H: 0 LOB: 0 BB: 0 P: 10	R: 1 E: 0 K: 2 S: 11	H: 2 LOB: 1 BB: 0 P: 19	R: 0 E: 0 K: 0 S: 10	H: 0 LOB: 0 BB: 0 P: 15	1B: 5 2B: 3 3B: 0 HR: 0	SF: 0 SAC: 0 DP: 2 HBP: 0	WP: 0 PB: 0 SB: 0 CS: 0	PA: 32							
PITCHER	IP	WLS	BF	H	R	ER	SO	BB	IBB	HBP	BLK	WP	HR	S	P	ERA	WHIP										
Pat Rapp, R ERA: 4.85 (1, 1)	7.0	L	25	5	2	1	6	1	0	0	0	0	0	54	98	1.29	0.857										
Mike Holtz, L ERA: 5.84 (8, 1)	1.0		5	2	1	1	2	0	0	0	0	0	0	11	19	9.00	2.000										
62 Scot Shields, R ERA: (9, 1)	1.0		3	0	0	0	0	0	0	0	0	0	0	10	15	0.00	0.000										

Minnesota Twins @ Anaheim Angels
Edison International Field, Anaheim, CA
Wed May 30 2001, 10:05 PM EDT
Att: 14,913 - Sunny - 70 F

AB 31
R 3
H 7
RBI 3
BB 1
SO 8
LOB 7



Batter	1	2	3	4	5	6	7	8	9	AB	R	H	RBI	BB	SO	LOB	BOTTOM										
David Eckstein, R OBP: 0.381, SLG: 0.349 (1, 6)										4	0	0	0	0	1	2											
Darin Erstad, L OBP: 0.321, SLG: 0.392 (1, 8)										4	0	1	0	0	0	2											
Troy Glaus, R OBP: 0.378, SLG: 0.578 (1, 5)										4	0	1	0	0	1	1											
Tim Salmon, R OBP: 0.377, SLG: 0.370 (1, 9)										2	0	0	0	2	1	1											
16 Garret Anderson, L OBP: 0.293, SLG: 0.360 (1, 7)										4	0	1	0	0	0	2											
Wally Joyner, L OBP: 0.319, SLG: 0.392 (1, 3)										4	0	0	0	0	0	4											
Glenallen Hill, R OBP: 0.131, SLG: 0.180 (1, 10)										3	0	0	0	0	0	2											
Scott Spiezio, S OBP: 0.294, SLG: 0.357 (9, PH)										1	0	0	0	0	0	2											
Jorge Fabregas, L OBP: 0.195, SLG: 0.300 (1, 2)										3	0	2	0	0	0	0											
Adam Kennedy, L OBP: 0.357, SLG: 0.460 (1, 4)										3	0	0	0	0	0	2											
Inning Stats	R: 0 E: 0 K: 1 S: 10	H: 0 LOB: 0 BB: 0 P: 16	R: 0 E: 0 K: 0 S: 10	H: 0 LOB: 1 BB: 1 P: 18	R: 0 E: 0 K: 0 S: 9	H: 1 LOB: 1 BB: 0 P: 13	R: 0 E: 0 K: 0 S: 5	H: 0 LOB: 0 BB: 1 P: 14	R: 0 E: 0 K: 0 S: 7	H: 0 LOB: 0 BB: 0 P: 12	R: 0 E: 0 K: 1 S: 9	H: 1 LOB: 1 BB: 0 P: 13	R: 0 E: 1 K: 1 S: 8	H: 0 LOB: 1 BB: 0 P: 10	R: 0 E: 0 K: 0 S: 8	H: 1 LOB: 1 BB: 0 P: 14	R: 0 E: 0 K: 0 S: 8	H: 2 LOB: 2 BB: 0 P: 12	1B: 3 2B: 1 3B: 1 HR: 0	SF: 0 SAC: 0 DP: 1 HBP: 0	WP: 0 PB: 0 SB: 0 CS: 0	PA: 34					
PITCHER	IP	WLS	BF	H	R	ER	SO	BB	IBB	HBP	BLK	WP	HR	S	P	ERA	WHIP										
Joe Mays, R ERA: 2.62 (1, 1)	9.0	W	34	5	0	0	3	2	0	0	0	0	0	74	122	0.00	0.778										


Minnesota Twins @ Anaheim Angels
Edison International Field, Anaheim, CA
Wed May 30 2001, 10:05 PM EDT
Att: 14,913 - Sunny - 70 F

AB 32
R 0
H 5
RBI 0
BB 2
SO 3
LOB 18




Batter	1	2	3	4	5	6	7	8	9	AB	R	H	RBI	BB	SO	LOB	TOP					
Carlos Beltrán, S OBP: 0.307, SLG: 0.392			E6 1B		G3		G3			4	0	1	1	0	0	3	Kansas City Royals @ Anaheim Angels Edison International Field, Anaheim, CA Fri Jun 01 2001, 10:05 PM EDT Att: 30,783 - Overcast - 68 F					
Rey Sanchez, R OBP: 0.318, SLG: 0.358					G6-3		G4-3			4	0	1	0	0	1	3						
29 Mike Sweeney, R OBP: 0.356, SLG: 0.549					F9				G6-3	4	0	0	0	0	1	3						
Jemaine Dye, R OBP: 0.353, SLG: 0.431					P4				F9	4	0	1	0	0	0	1						
Joe Randa, R OBP: 0.320, SLG: 0.406					E5				P6	4	0	0	0	0	1	1						
Dee Brown, L OBP: 0.329, SLG: 0.409					K				G5-3	4	0	0	0	0	3	1						
Luis Alicaia, S OBP: 0.305, SLG: 0.331					F5				F7	4	1	1	0	0	0	0						
Héctor Ortiz, R OBP: 0.299, SLG: 0.319									F7	2	0	1	0	1	1	0						
Raul Ibanez, L OBP: 0.154, SLG: 0.132										1	0	0	0	0	0	0						
Endy Chavez, L OBP: 0.500, SLG: 0.545					G5-3					3	0	1	0	0	0	1						
Inning Stats	R: 0 E: 0 K: 1 S: 13	H: 1 LOB: 1 BB: 0 P: 16	R: 0 E: 0 K: 2 S: 10	H: 0 LOB: 0 BB: 0 P: 16	R: 0 E: 1 K: 2 S: 14	H: 1 LOB: 2 BB: 0 P: 19	R: 0 E: 1 K: 1 S: 7	H: 0 LOB: 0 BB: 0 P: 11	R: 0 E: 0 K: 0 S: 7	H: 1 LOB: 1 BB: 0 P: 10	R: 0 E: 0 K: 0 S: 7	H: 1 LOB: 1 BB: 0 P: 7	R: 1 E: 0 K: 1 S: 10	H: 2 LOB: 2 BB: 1 P: 17	R: 0 E: 0 K: 0 S: 5	H: 0 LOB: 0 BB: 0 P: 8	R: 0 E: 0 K: 0 S: 5	H: 0 LOB: 0 BB: 0 P: 9	1B: 5 2B: 1 3B: 0 HR: 0	SF: 0 SAC: 0 DP: 0 HBP: 0	WP: 0 PB: 0 SB: 1 CS: 1	PA: 35
PITCHER Ismael Valdez, R ERA: 3.9	IP: 9.0 WLS: W BF: 35 H: 6 R: 1 ER: 1 SO: 7 BB: 1 IBB: 0 HBP: 0 BLK: 0 WP: 0 HR: 0 S: 78 P: 113 ERA: 1.00 WHIP: 0.778																					

AB	34
R	1
H	6
RBI	1
BB	1
SO	7
LOB	13



Batter	1	2	3	4	5	6	7	8	9	AB	R	H	RBI	BB	SO	LOB	BOTTOM			
Jeff DaVanon, S OBP: 0.500, SLG: 1.333					P4					3	1	1	2	1	0	2	Kansas City Royals @ Anaheim Angels Edison International Field, Anaheim, CA Fri Jun 01 2001, 10:05 PM EDT Att: 30,783 - Overcast - 68 F			
Darin Erstad, L OBP: 0.338, SLG: 0.406										4	2	3	1	0	0	0				
Troy Glaus, R OBP: 0.387, SLG: 0.603										2	1	2	3	2	0	0				
Tim Salmon, R OBP: 0.373, SLG: 0.355										3	0	0	0	0	2	3				
Otlando Palmeiro, L OBP: 0.365, SLG: 0.375										0	0	0	0	0	0	0				
16 Garret Anderson, L OBP: 0.298, SLG: 0.367										4	0	1	0	0	0	4				
Wally Joyner, L OBP: 0.314, SLG: 0.380										3	0	0	0	1	1	2				
Adam Kennedy, L OBP: 0.349, SLG: 0.440										4	0	1	0	0	1	1				
Jorge Fabregas, L OBP: 0.178, SLG: 0.273										4	1	0	0	0	0	1				
Benji Gil, R OBP: 0.376, SLG: 0.531										4	2	2	0	0	0	0				
Inning Stats	R: 0 E: 0 K: 1 S: 8	H: 0 LOB: 1 BB: 1 P: 16	R: 0 E: 0 K: 0 S: 10	H: 1 LOB: 1 BB: 0 P: 15	R: 2 E: 0 K: 0 S: 15	H: 2 LOB: 0 BB: 1 P: 26	R: 0 E: 0 K: 0 S: 7	H: 1 LOB: 0 BB: 1 P: 15	R: 2 E: 0 K: 1 S: 16	H: 3 LOB: 2 BB: 0 P: 21	R: 0 E: 0 K: 0 S: 9	H: 0 LOB: 0 BB: 0 P: 15	R: 3 E: 0 K: 1 S: 13	H: 3 LOB: 1 BB: 1 P: 25	R: 0 E: 0 K: 1 S: 8	H: 0 LOB: 0 BB: 0 P: 13	1B: 7 2B: 1 3B: 0 HR: 2	SF: 0 SAC: 0 DP: 1 HBP: 1	WP: 0 PB: 0 SB: 1 CS: 1	PA: 37
PITCHER Jeff Suppan, R ERA: 4.56 Doug Henry, R ERA: 6.75 Roberto Hernandez, R ERA: 6.32	IP: 6.0 WLS: L BF: 27 H: 8 R: 5 ER: 4 SO: 2 BB: 4 IBB: 2 HBP: 2 BLK: 0 WP: 1 HR: 1 S: 67 P: 110 ERA: 6.00 WHIP: 1.833																			

AB	31
R	7
H	10
RBI	6
BB	4
SO	4
LOB	13



Batter	1	2	3	4	5	6	7	8	9	AB	R	H	RBI	BB	SO	LOB	TOP				
Carlos Beltrán, S OBP: 0.305, SLG: 0.388 (1, 8)	1-2 SH1-3 FC4-6 1B	0-0 F8			1-0 E6 F9-3		0-0 F7		1-1 F8	5	1	1	0	0	0	2	Kansas City Royals @ Anaheim Angels Edison International Field, Anaheim, CA Sat Jun 02 2001, 10:05 PM EDT Att: 26,469 - Overcast - 68 F				
Rey Sanchez, R OBP: 0.321, SLG: 0.361 (1, 6)	0-0 FC4-6 SH1-3 1B		0-0 G6-3		1-0 F9-3		1-2 G1-6-3 1B			4	0	2	0	0	0	1					
29 Mike Sweeney, R OBP: 0.360, SLG: 0.548 (1, 10)	0-0 SH1-3		1-0 S 1B		4-2 1B BB		0-0 G1-6-3			2	0	1	0	1	0	1					
Jemaine Dye, R OBP: 0.356, SLG: 0.429 (1, 9)	4-0 FC4-6 BB		0-1 F9		1-1 1B		2-0 G6-3			3	0	1	0	1	0	1					
Joe Randa, R OBP: 0.314, SLG: 0.398 (1, 5)	3-2 FC4-6		1-1 G1-6-3		2-2 G4-3		2-1 G4-3			4	0	0	1	0	0	5					
Dave McCarty, R OBP: 0.347, SLG: 0.423 (1, 3)	1-2 2-3 3-4 K			0-0 HR		4-1 FC4-6 BB		1-1 G5-3		3	1	1	1	1	1	2					
Dee Brown, L OBP: 0.322, SLG: 0.399 (1, 7)		1-3 K		2-1 G6-3		0-1 FC4-6		1-3 K		4	0	0	0	0	2	1					
A.J. Hinch, R OBP: 0.179, SLG: 0.270 (9, PH)		1-0 F9		0-0 G6-3		0-1 P6		3-1 1B		3	0	0	0	0	0	1					
Raul Ibanez, L OBP: 0.175, SLG: 0.154 (9, FR)										1	0	1	0	0	0	0					
Endy Chavez, L OBP: 0.500, SLG: 0.545 (9, FR)										0	0	0	0	0	0	0					
Luis Alicea, S OBP: 0.303, SLG: 0.329 (1, 4)		1-0 1B		2-2 G5-3		0-1 F7		1-2 L6		4	0	1	0	0	0	2					
Inning Stats	R: 1 E: 0 K: 1 S: 12	H: 2 LOB: 2 BB: 1 P: 23	R: 0 E: 0 K: 1 S: 6	H: 1 LOB: 1 BB: 0 P: 9	R: 0 E: 0 K: 0 S: 6	H: 1 LOB: 0 BB: 0 P: 8	R: 1 E: 0 K: 0 S: 7	H: 1 LOB: 2 BB: 1 P: 11	R: 0 E: 0 K: 0 S: 10	H: 0 LOB: 1 BB: 1 P: 11	R: 0 E: 0 K: 0 S: 5	H: 1 LOB: 0 BB: 0 P: 6	R: 0 E: 0 K: 0 S: 5	H: 0 LOB: 0 BB: 0 P: 10	R: 0 E: 0 K: 1 S: 12	H: 1 LOB: 1 BB: 0 P: 18	1B: 7 2B: 1 3B: 0 HR: 1	SF: 0 SAC: 1 DP: 2 HBP: 0	WP: 0 PB: 0 SB: 1 CS: 0	PA: 37	
PITCHER	IP WLS BF H R ER SO BB IBB HBP BLK WP HR S P ERA WHIP	8.0 W 33 7 2 2 2 3 0 0 0 0 1 58 97 2.25 1.250	1.0 S 4 1 0 0 1 0 0 0 0 0 0 12 18 0.00 1.000																		

AB	33
R	2
H	8
RBI	2
BB	3
SO	3
LOB	16



Batter	1	2	3	4	5	6	7	8	9	AB	R	H	RBI	BB	SO	LOB	BOTTOM				
David Eckstein, R OBP: 0.368, SLG: 0.335 (1, 6)	3-2 G6-3		0-1 F7		1-1 F8			1-2 G6-3		4	0	0	0	0	0	1	Kansas City Royals @ Anaheim Angels Edison International Field, Anaheim, CA Sat Jun 02 2001, 10:05 PM EDT Att: 26,469 - Overcast - 68 F				
Darin Erstad, L OBP: 0.336, SLG: 0.403 (1, 8)	1-2 G4-3		0-0 FC4-6		3-2 F8			3-2 E S 1B		4	1	1	0	0	0	1					
Troy Glaus, R OBP: 0.385, SLG: 0.594 (1, 5)	0-1 P5			4-2 16 1B BB		3-3 K		0-1 F8		3	1	0	0	1	1	1					
Tim Salmon, R OBP: 0.376, SLG: 0.372 (1, 9)		1-2 HR		1-3 K		3-2 G6-3		4-2 16 1B BB		3	1	1	1	1	1	1					
16 Garret Anderson, L OBP: 0.305, SLG: 0.371 (1, 7)		2-1 G3-1		0-0 1B		4-2 BB		0-1 1B		3	0	2	1	1	0	0					
Wally Joyner, L OBP: 0.313, SLG: 0.376 (1, 3)		0-1 G3-1		1-0 1B		1-0 F7		1-3 3H 1B		4	0	1	1	0	0	3					
Jeff DaVanon, S OBP: 0.286, SLG: 0.667 (1, 10)		2-3 K		3-3 K			2-3 K			3	0	0	0	0	3	2					
Jorge Fabregas, L OBP: 0.167, SLG: 0.255 (1, 2)			1-2 G4-3		1-0 F7		0-0 G4-3			3	0	0	0	0	0	2					
Adam Kennedy, L OBP: 0.349, SLG: 0.434 (1, 4)			1-2 FC4-6 HBP		1-3 K		1-1 P5			2	0	0	0	0	1	0					
Inning Stats	R: 0 E: 0 K: 0 S: 8	H: 0 LOB: 0 BB: 0 P: 12	R: 1 E: 0 K: 1 S: 10	H: 1 LOB: 0 BB: 0 P: 15	R: 0 E: 0 K: 0 S: 8	H: 0 LOB: 1 BB: 0 P: 10	R: 1 E: 0 K: 2 S: 11	H: 2 LOB: 2 BB: 1 P: 21	R: 0 E: 0 K: 1 S: 10	H: 0 LOB: 0 BB: 0 P: 15	R: 0 E: 0 K: 1 S: 13	H: 0 LOB: 1 BB: 1 P: 24	R: 0 E: 0 K: 1 S: 7	H: 0 LOB: 0 BB: 0 P: 10	R: 1 E: 0 K: 0 S: 19	H: 2 LOB: 2 BB: 1 P: 27		1B: 4 2B: 0 3B: 0 HR: 1	SF: 0 SAC: 0 DP: 0 HBP: 1	WP: 0 PB: 0 SB: 1 CS: 0	PA: 33
PITCHER	IP WLS BF H R ER SO BB IBB HBP BLK WP HR S P ERA WHIP	7.2 L 32 5 3 3 6 3 0 0 0 0 1 85 132 3.52 1.043	0.1 1 0 0 0 0 0 0 0 0 0 0 0 1 2 0.00 0.000																		

AB	29
R	3
H	5
RBI	3
BB	3
SO	6
LOB	11



Batter	1	2	3	4	5	6	7	8	9	AB	R	H	RBI	BB	SO	LOB	TOP				
Johnny Damon, L (1, 7) OBP: 0.281, SLG: 0.296	1-1 G4-3			2-2 L3		2-2 F8		1-1 G1-3		4	0	0	0	0	0	3	Oakland Athletics @ Anaheim Angels Edison International Field, Anaheim, CA Tue Jun 05 2001, 10:05 PM EDT Att: 16,166 - Sunny - 70 F				
Frank Menechino, R (1, 4) OBP: 0.390, SLG: 0.472	2-3 K			2-1 F8		0-0 G5-3		1-2 2-3 PB 1B		4	0	1	2	0	1	1					
Jason Giambi, L (1, 3) OBP: 0.502, SLG: 0.694	2-2 F7			2-1 F7			0-0 HR	2-H 3-H 2-1 G6-3		4	1	1	1	0	0	1					
Olmedo Saenz, R (1, 10) OBP: 0.333, SLG: 0.417 Eric Byrnes, R (9, PH) OBP: 0.273, SLG: 0.200		4-2 CS BB			0-0 1B			1-2 G5-3		2	0	2	0	1	0	0					
Terrence Long, L (1, 8) OBP: 0.333, SLG: 0.425		2-2 F7			3-1 F9		2-1 G6-4-3 1B	0-3 K		4	0	1	0	0	1	2					
Miguel Tejada, R (1, 6) OBP: 0.326, SLG: 0.486		2-3 K			3-2 F2		2-1 G6-4-3 1-2	1-1 G6-3		4	0	0	0	0	1	3					
3 Eric Chavez, L (1, 5) OBP: 0.329, SLG: 0.457			3-3 K		2-1 G3			1-2 G3		3	0	0	0	0	1	1					
Adam Platt, R (1, 9) OBP: 0.300, SLG: 0.284			1-2 G5-3			1-1 P3		1-1 G1-3 BB 1B		3	1	1	0	0	0	0					
Ramon Hernandez, R (1, 2) OBP: 0.316, SLG: 0.337			2-0 P4			4-2 BB		4-2 G1-3 1B BB		1	1	0	0	2	0	0					
Inning Stats	R: 0 E: 0 K: 1 S: 10	H: 0 LOB: 0 BB: 0 P: 15	R: 0 E: 0 K: 1 S: 9	H: 0 LOB: 0 BB: 1 P: 17	R: 0 E: 0 K: 1 S: 8	H: 0 LOB: 0 BB: 0 P: 14	R: 0 E: 0 K: 0 S: 8	H: 1 LOB: 1 BB: 0 P: 16	R: 0 E: 0 K: 0 S: 9	H: 0 LOB: 0 BB: 1 P: 16	R: 1 E: 0 K: 0 S: 6	H: 3 LOB: 0 BB: 0 P: 10	R: 2 E: 0 K: 0 S: 15	H: 2 LOB: 1 BB: 1 P: 24	R: 0 E: 0 K: 1 S: 8	H: 0 LOB: 0 BB: 0 P: 10	1B: 4 2B: 1 3B: 0 HR: 1	SF: 0 SAC: 0 DP: 1 HBP: 0	WP: 0 PB: 1 SB: 0 CS: 1	PA: 33	
PITCHER	IP	WLS	BF	H	R	ER	SO	BB	IBB	HBP	BLK	WP	HR	S	P	ERA	WHIP				
Jarrod Washburn, L (1, 1) ERA: 4.45	7.0	W	24	4	1	1	3	2	0	0	0	0	1	58	102	1.29	0.857				
Ben Weber, R (8, 1) ERA: 2.77	0.2		5	2	2	2	0	1	0	0	0	0	0	13	20	27.00	4.500				
47 Mark Lukasiewicz, L (8, 1) ERA: 4.26	1.1		4	0	0	0	1	0	0	0	0	0	0	10	14	0.00	0.000				

AB	30
R	3
H	6
RBI	3
BB	3
SO	4
LOB	11



Batter	1	2	3	4	5	6	7	8	9	AB	R	H	RBI	BB	SO	LOB	BOTTOM				
David Eckstein, R (1, 6) OBP: 0.368, SLG: 0.342	1-1 G4-3	0-0 1B		3-1 S HR 1B		0-1 L9				4	1	2	0	0	0	0	Oakland Athletics @ Anaheim Angels Edison International Field, Anaheim, CA Tue Jun 05 2001, 10:05 PM EDT Att: 16,166 - Sunny - 70 F				
Darin Erstad, L (1, 8) OBP: 0.341, SLG: 0.420	3-1 E4 HR 1B	1-1 1B		1-1 1-H HR		0-0 F7				4	2	3	2	0	0	0					
Troy Glaus, R (1, 5) OBP: 0.385, SLG: 0.599	4-2 HR BB	0-1 P6		4-2 CS BB			2-0 F7			2	1	0	0	2	0	2					
Tim Salmon, R (1, 9) OBP: 0.393, SLG: 0.435	0-0 1-H 3-H HR		3-2 G5-3 1B	0-2 CS 1-2	4-2 16 HR BB		4-2 WP BB			2	2	2	3	2	0	0					
16 Garret Anderson, L (1, 7) OBP: 0.308, SLG: 0.397	3-3 K		0-0 F7		0-1 1-H HR		1-0 F8			4	1	1	2	0	1	2					
Benji Gil, R (1, 10) OBP: 0.381, SLG: 0.530	0-0 1B		3-1 G5-3		0-0 G6-4-3 1B		3-3 K			4	0	2	0	0	1	2					
Shawn Wooten, R (1, 2) OBP: 0.324, SLG: 0.515	2-1 F7		2-3 K		2-1 F8			0-3 K		4	0	0	0	0	2	3					
Scott Spiezio, S (1, 3) OBP: 0.296, SLG: 0.355		2-1 F9		2-0 G3-6-3 1B		2-1 G6-4-3		1-0 F8		4	0	1	0	0	0	1					
Adam Kennedy, L (1, 4) OBP: 0.350, SLG: 0.427		1-0 G3		1-2 G3-6-3		3-2 F9		1-0 F8		4	0	0	0	0	0	1					
Inning Stats	R: 3 E: 1 K: 1 S: 14	H: 3 LOB: 1 BB: 1 P: 27	R: 0 E: 0 K: 0 S: 8	H: 2 LOB: 2 BB: 0 P: 12	R: 0 E: 0 K: 1 S: 9	H: 1 LOB: 1 BB: 0 P: 17	R: 2 E: 0 K: 0 S: 13	H: 3 LOB: 0 BB: 1 P: 24	R: 2 E: 0 K: 0 S: 10	H: 2 LOB: 0 BB: 1 P: 18	R: 0 E: 0 K: 0 S: 6	H: 0 LOB: 0 BB: 0 P: 9	R: 0 E: 0 K: 1 S: 9	H: 0 LOB: 1 BB: 1 P: 19	R: 0 E: 0 K: 1 S: 5	H: 0 LOB: 0 BB: 0 P: 7	1B: 8 2B: 0 3B: 0 HR: 3	SF: 0 SAC: 0 DP: 2 HBP: 0	WP: 1 PB: 0 SB: 1 CS: 1	PA: 37	
PITCHER	IP	WLS	BF	H	R	ER	SO	BB	IBB	HBP	BLK	WP	HR	S	P	ERA	WHIP				
Mark Mulder, L (1, 1) ERA: 3.91	4.0	L	24	11	7	7	2	3	0	0	0	0	3	50	90	15.75	3.500				
T.J. Mathews, R (5, 1) ERA: 4.79	3.0		9	0	0	0	1	1	0	0	0	1	0	19	36	0.00	0.333				
Mark Guthrie, L (8, 1) ERA: 5.49	1.0		3	0	0	0	1	0	0	0	0	0	0	5	7	0.00	0.000				



Batter	1	2	3	4	5	6	7	8	9	AB	R	H	RBI	BB	SO	LOB	TOP								
Johnny Damon, L OBP: 0.284, SLG: 0.300	G5-3		FC6-4 1B		F9		1-3 2H 1B			4	0	2	1	0	0	1									
Frank Menechino, R OBP: 0.387, SLG: 0.466	K		FC6-4 1-2f		L8			G6-5-3 1B		4	0	1	0	0	1	2									
Jason Giambi, L OBP: 0.494, SLG: 0.680	F7			G4-3		F9		G6-5-3 1-2f 1B		4	0	0	0	0	1										
Terrence Long, L OBP: 0.328, SLG: 0.417		G1-3		G1-3		F9		G3		4	0	0	0	0	0										
Miguel Tejada, R OBP: 0.335, SLG: 0.500						F9			1-0 3 HR 1B	4	2	3	0	0	0										
3 Eric Chavez, L OBP: 0.336, SLG: 0.478									1-0 1H HR	4	1	3	3	0	1										
Olmedo Saenz, R OBP: 0.325, SLG: 0.405									0-3 K	4	1	0	0	0	1	3									
Robin Jennings, L OBP: 0.271, SLG: 0.326				G4-3					0-0 G1-4-3	4	0	1	0	0	1	1									
Ramon Hernandez, R OBP: 0.314, SLG: 0.335				F8					1-3 K	4	0	1	0	0	1	1									
Inning Stats	R: 0 H: 0 E: 0 K: 1 S: 9	H: 0 LOB: 0 BB: 0 P: 16	R: 0 H: 1 E: 0 K: 0 S: 8	LOB: 1 BB: 0 P: 12	R: 0 H: 1 E: 0 K: 0 S: 10	LOB: 1 BB: 0 P: 14	R: 1 H: 2 E: 0 K: 0 S: 13	H: 2 LOB: 1 BB: 0 P: 16	R: 0 H: 1 E: 0 K: 0 S: 6	LOB: 1 BB: 0 P: 9	R: 0 H: 0 E: 0 K: 0 S: 8	H: 0 LOB: 0 BB: 0 P: 14	R: 1 H: 3 E: 0 K: 1 S: 13	H: 3 LOB: 2 BB: 0 P: 18	R: 0 H: 1 E: 0 K: 0 S: 7	LOB: 0 BB: 0 P: 10	R: 2 H: 2 E: 0 K: 2 S: 13	H: 2 LOB: 0 BB: 0 P: 16	1B: 7 2B: 3 3B: 0 HR: 1	SF: 0 SAC: 0 DP: 1 HBP: 0	WP: 0 PB: 0 SB: 0 CS: 0	PA: 36			
PITCHER	IP	WLS	BF	H	R	ER	SO	BB	IBB	HBP	BLK	WP	HR	S	P	ERA	WHIP								
Pat Rapp, R ERA: 4.63	7.0	L	29	9	2	2	2	0	0	0	0	0	0	69	101	2.57	1.286								
Mike Holtz, L ERA: 5.27	1.0		2	0	0	0	0	0	0	0	0	0	0	5	8	0.00	0.000								
Ben Weber, R ERA: 3.33	1.0		5	2	2	2	2	0	0	0	0	0	1	13	16	18.00	2.000								

Oakland Athletics @ Anaheim Angels
Edison International Field, Anaheim, CA
Wed Jun 06 2001, 10:05 PM EDT
Att: 15,356 - Sunny - 71 F

AB 36
R 4
H 11
RBI 4
BB 0
SO 4
LOB 10



Batter	1	2	3	4	5	6	7	8	9	AB	R	H	RBI	BB	SO	LOB	BOTTOM								
David Eckstein, R OBP: 0.370, SLG: 0.342	G6-3									3	0	1	0	1	1	1									
Darin Erstad, L OBP: 0.340, SLG: 0.414	L9									3	0	0	0	1	1	1									
Troy Glaus, R OBP: 0.386, SLG: 0.597	P6									4	0	2	0	0	1	0									
Tim Salmon, R OBP: 0.391, SLG: 0.428		G5-3								3	0	0	0	1	1	4									
16 Garret Anderson, L OBP: 0.303, SLG: 0.390		F7			G6-4-1					4	0	0	0	0	2										
Wally Joyner, L OBP: 0.304, SLG: 0.365		P5			G1-3					4	0	0	0	0	1										
Adam Kennedy, L OBP: 0.354, SLG: 0.435										4	1	2	0	0	1	0									
Jorge Fabregas, L OBP: 0.148, SLG: 0.226										2	0	0	0	0	1										
Orlando Palmeiro, L OBP: 0.338, SLG: 0.348										1	0	0	1	0	0	0									
Inning Stats	R: 0 H: 0 E: 0 K: 0 S: 9	H: 0 LOB: 0 BB: 0 P: 14	R: 0 H: 0 E: 0 K: 0 S: 6	LOB: 0 BB: 0 P: 8	R: 1 H: 1 E: 0 K: 0 S: 11	LOB: 1 BB: 1 P: 19	R: 0 H: 0 E: 0 K: 1 S: 11	H: 0 LOB: 1 BB: 1 P: 19	R: 0 H: 1 E: 0 K: 1 S: 10	LOB: 1 BB: 0 P: 15	R: 0 H: 0 E: 0 K: 1 S: 9	H: 0 LOB: 0 BB: 0 P: 14	R: 0 H: 2 E: 0 K: 0 S: 8	LOB: 2 BB: 1 P: 16	R: 0 H: 0 E: 0 K: 0 S: 5	LOB: 0 BB: 0 P: 6	1B: 4 2B: 1 3B: 0 HR: 0	SF: 1 SAC: 2 DP: 1 HBP: 0	WP: 0 PB: 0 SB: 1 CS: 0	PA: 34					
PITCHER	IP	WLS	BF	H	R	ER	SO	BB	IBB	HBP	BLK	WP	HR	S	P	ERA	WHIP								
Tim Hudson, R ERA: 3.75	7.0	W	26	3	1	1	5	2	0	0	0	0	0	67	106	1.29	0.714								
Jeff Tam, R ERA: 3.72	1.0	H	5	2	0	0	0	1	0	0	0	0	0	8	16	0.00	3.000								
Jason Isringhausen, R ERA: 3.42	1.0	S	3	0	0	0	0	0	0	0	0	0	0	5	6	0.00	0.000								

Oakland Athletics @ Anaheim Angels
Edison International Field, Anaheim, CA
Wed Jun 06 2001, 10:05 PM EDT
Att: 15,356 - Sunny - 71 F

AB 28
R 1
H 5
RBI 1
BB 3
SO 5
LOB 10



Batter	1	2	3	4	5	6	7	8	9	AB	R	H	RBI	BB	SO	LOB	TOP										
Johnny Damon, L (1, 8) OBP: 0.283, SLG: 0.298	G4-3			G4-3			G4-3		F8	5	0	1	1	0	0	0											
Frank Menchino, R (1, 4) OBP: 0.394, SLG: 0.485	HR	CS	2B 3 FC4-6 HBP				F9	WP 1B SF8 HBP		2	3	1	1	0	0	0											
Jason Giambi, L (1, 3) OBP: 0.498, SLG: 0.685	FC1-4 HBP		FC4-6 2B				G6-3	SF8 WP 1B		3	0	2	0	0	0	0											
Miguel Tejada, R (1, 6) OBP: 0.329, SLG: 0.491	FC1-4 1B		K				F8	F8		4	0	0	0	0	1	5											
Olmedo Saenz, R (1, 10) OBP: 0.329, SLG: 0.407	FC5-4 1B		FC4-6 HBP				G5-6-3	SF8		2	0	1	1	0	0	0											
3 Eric Chavez, L (1, 5) OBP: 0.335, SLG: 0.471	FC5-4		FC4-6				G4-3	HBP		3	0	0	1	0	0	4											
Eric Byrnes, R (1, 7) OBP: 0.214, SLG: 0.154		L8	F7				P3	F8		3	0	0	0	0	0	2											
Terrence Long, L (8, PH) OBP: 0.327, SLG: 0.416										1	0	0	0	0	0	2											
Robin Jennings, L (1, 9) OBP: 0.250, SLG: 0.300		K		G4-3			P6	G3		4	0	0	0	0	1	0											
Ramon Hernandez, R (1, 2) OBP: 0.313, SLG: 0.339		1B 2B		G4-3			B5-3	F7		4	1	1	0	0	0	0											
Inning Stats	R: 1 E: 0 K: 0 S: 11	H: 2 LOB: 2 BB: 0 P: 14	R: 1 E: 0 K: 1 S: 7	H: 2 LOB: 0 BB: 0 P: 12	R: 1 E: 0 K: 1 S: 8	H: 1 LOB: 2 BB: 0 P: 13	R: 0 E: 0 K: 0 S: 7	H: 0 LOB: 0 BB: 0 P: 10	R: 0 E: 0 K: 0 S: 4	H: 0 LOB: 0 BB: 0 P: 5	R: 0 E: 0 K: 0 S: 8	H: 0 LOB: 0 BB: 0 P: 14	R: 0 E: 0 K: 0 S: 8	H: 0 LOB: 0 BB: 0 P: 11	R: 1 E: 0 K: 0 S: 9	H: 1 LOB: 2 BB: 0 P: 16	R: 0 E: 0 K: 0 S: 7	H: 0 LOB: 0 BB: 0 P: 10	1B: 3 2B: 2 3B: 0 HR: 1	SF: 1 SAC: 0 DP: 0 HBP: 5	WP: 1 PB: 0 SB: 0 CS: 1	PA: 38					
PITCHER	IP	WLS	BF	H	R	ER	SO	BB	IBB	HBP	BLK	WP	HR	S	P	ERA	WHIP										
Scott Schoeneweis, L (1, 1) ERA: 3.92	7.1	W	31	6	4	4	2	0	0	4	0	0	1	58	87	4.91	0.818										
Al Levine, R (8, 1) ERA: 3.19	0.1	H	1	0	0	0	0	0	0	0	0	1	0	1	3	0.00	0.000										
Mike Holtz, L (8, 1) ERA: 5.27	0.0		1	0	0	0	0	0	0	1	0	0	0	1	3	∞	∞										
Troy Percival, R (8, 1) ERA: 0.4	1.1	S	4	0	0	0	0	0	0	0	0	0	0	9	12	0.00	0.000										

Oakland Athletics @ Anaheim Angels
Edison International Field, Anaheim, CA
Thu Jun 07 2001, 10:05 PM EDT
Att: 15,859 - Sunny - 68 F

livebaseballscores.com

AB 31
R 4
H 6
RBI 4
BB 0
SO 2
LOB 13



Batter	1	2	3	4	5	6	7	8	9	AB	R	H	RBI	BB	SO	LOB	BOTTOM										
David Eckstein, R (1, 6) OBP: 0.373, SLG: 0.345	BB 1B		G6-3			HBP 1B BB	F8			4	1	2	0	0	0	2											
Darin Erstad, L (1, 8) OBP: 0.339, SLG: 0.411	BB 1B		G1-3			F7	F9			4	0	1	0	0	0	1											
Troy Glaus, R (1, 5) OBP: 0.388, SLG: 0.607	F3		F7			16 1B HBP BB	HR			3	2	1	1	1	0	2											
Tim Salmon, R (1, 9) OBP: 0.392, SLG: 0.423	BB					16 1B HBP	F8			2	1	0	0	1	0	0											
16 Garret Anderson, L (1, 7) OBP: 0.302, SLG: 0.388	P4		L8			1B 1B E	F7			4	1	1	1	0	0	3											
Benji Gil, R (1, 10) OBP: 0.374, SLG: 0.520	G1-3		K			1B E 1B				2	0	0	0	0	1	3											
Orlando Palmeiro, L (6, PH) OBP: 0.340, SLG: 0.357						1B E 1B				1	1	1	2	0	0	0											
Jeff DaVanon, S (8, PH) OBP: 0.250, SLG: 0.571						1B E 1B				1	0	0	0	0	1	0											
Shawn Wooten, R (1, 2) OBP: 0.320, SLG: 0.500		L3				F9	G3 E 1B	G5-3		4	0	1	0	0	0	0											
Scott Spiezio, S (1, 3) OBP: 0.295, SLG: 0.346		G6-3				G6-3	E6 G3			3	0	0	1	0	0	1											
Adam Kennedy, L (1, 4) OBP: 0.345, SLG: 0.424		F7				F8	G3			4	0	0	0	0	1	3											
Inning Stats	R: 0 E: 0 K: 0 S: 14	H: 2 LOB: 3 BB: 1 P: 22	R: 0 E: 0 K: 0 S: 4	H: 0 LOB: 0 BB: 0 P: 6	R: 0 E: 0 K: 0 S: 9	H: 0 LOB: 0 BB: 0 P: 14	R: 0 E: 0 K: 1 S: 7	H: 0 LOB: 0 BB: 0 P: 11	R: 0 E: 0 K: 0 S: 7	H: 0 LOB: 0 BB: 0 P: 11	R: 5 E: 1 K: 0 S: 29	H: 4 LOB: 2 BB: 1 P: 48	R: 1 E: 0 K: 0 S: 11	H: 1 LOB: 0 BB: 0 P: 19	R: 0 E: 0 K: 2 S: 7	H: 0 LOB: 1 BB: 0 P: 13	1B: 6 2B: 0 3B: 0 HR: 1	SF: 0 SAC: 0 DP: 0 HBP: 2	WP: 0 PB: 0 SB: 0 CS: 0	PA: 36							
PITCHER	IP	WLS	BF	H	R	ER	SO	BB	IBB	HBP	BLK	WP	HR	S	P	ERA	WHIP										
Barry Zito, L (1, 1) ERA: 5.45	5.1	L	23	4	4	4	1	2	0	1	0	0	0	5	8	∞	∞										
Chad Bradford, R (6, 1) ERA: 2.75	0.0	B	2	2	0	0	0	0	0	0	0	0	0	5	8	∞	∞										
Mike Magnante, L (6, 1) ERA: 3.26	1.2		7	1	2	1	0	0	0	0	0	0	1	22	36	5.40	0.600										
Mark Guthrie, L (8, 1) ERA: 5.23	1.0		4	0	0	0	2	0	0	1	0	0	0	7	13	0.00	0.000										

Oakland Athletics @ Anaheim Angels
Edison International Field, Anaheim, CA
Thu Jun 07 2001, 10:05 PM EDT
Att: 15,859 - Sunny - 68 F

livebaseballscores.com

AB 32
R 6
H 7
RBI 5
BB 2
SO 3
LOB 15



Batter	1	2	3	4	5	6	7	8	9	AB	R	H	RBI	BB	SO	LOB	TOP				
David Eckstein, R (1, 6) OBP: 0.372, SLG: 0.350			SH5-3 (1) 1-2			L6 (3) 1-1		F9 (1) 2-2		3	0	1	0	0	0	0					
Darin Erstad, L (1, 8) OBP: 0.337, SLG: 0.406	K (1) 2-3		P6 (2) 2-1				BB (1) 4-2	K (2) 2-3		3	0	0	0	1	2	2					
Troy Glaus, R (1, 5) OBP: 0.386, SLG: 0.599	K (2) 3-3		G4-3 (3) 3-2				K (1) 1-3	FC5-4 BB (3) 4-2		3	0	0	0	1	2	3					
Tim Lincecum, R (1, 9) OBP: 0.386, SLG: 0.414	K (3) 2-3			P6 (1) 3-2			F3 (2) 2-2	FC5-4 BB (3) 0-0		4	0	0	0	0	1	3					
16 Garret Anderson, L (1, 7) OBP: 0.305, SLG: 0.406		HR (1) 2-1		2B (2) 2-2			L6 (3) 1-2		K (1) 1-3	4	1	2	1	0	1	1					
Wally Joyner, L (1, 3) OBP: 0.298, SLG: 0.357	F9 (1) 0-1			F3 (2) 2-0					K (2) 0-3	3	0	0	0	0	0	1					
Scott Spiezio, S (9, PH) OBP: 0.293, SLG: 0.344				G4-3 (3) 2-2					K (1) 1-0	1	0	0	0	0	1	0					
Jorge Fabregas, L (1, 2) OBP: 0.155, SLG: 0.228		P6 (2) 1-2		G4-3 (3) 2-2					1B (2) 2-2	4	0	1	0	0	0	1					
Adam Kennedy, L (1, 4) OBP: 0.349, SLG: 0.422		G4-3 (3) 3-2				F7 (1) 0-1			BB (2) 4-2	3	0	1	0	1	0	0					
Ismael Valdez, R (1, 1) OBP: 0.333, SLG: 0.333						G6-3 (2) 0-2			K (3) 0-3	3	0	1	0	0	1	1					
Al Levine, L (7, 1)										0	0	0	0	0	0	0					
Mike Holtz, L (8, 1)										0	0	0	0	0	0	0					
Benji Gil, R (9, PH)										0	0	0	0	0	0	0					
Orlando Palmeiro, L (9, PH)										1	0	0	0	0	0	2					
Troy Percival, R (9, 1)										0	0	0	0	0	0	0					
Inning Stats	R: 0 H: 1 E: 0 K: 3 S: 12	H: 1 LOB: 1 BB: 0 P: 19	R: 1 H: 1 E: 0 K: 0 S: 10	H: 1 LOB: 0 BB: 0 P: 16	R: 0 H: 1 E: 0 K: 0 S: 8	H: 1 LOB: 1 BB: 0 P: 13	R: 0 H: 1 E: 0 K: 0 S: 12	H: 1 LOB: 1 BB: 0 P: 21	R: 0 H: 0 E: 0 K: 1 S: 7	H: 0 LOB: 0 BB: 0 P: 8	R: 0 H: 0 E: 0 K: 1 S: 13	H: 0 LOB: 1 BB: 1 P: 21	R: 0 H: 0 E: 0 K: 1 S: 10	H: 0 LOB: 1 BB: 1 P: 14	R: 0 H: 0 E: 0 K: 1 S: 10	H: 2 LOB: 2 BB: 0 P: 18	R: 0 H: 2 E: 0 K: 2 S: 18	H: 2 LOB: 2 BB: 0 P: 23	1B: 3 2B: 2 3B: 0 HR: 1	SF: 0 SAC: 1 DP: 0 HBP: 0	WP: 0 PA: 36 PB: 0 SB: 1 CS: 0
PITCHER	IP WLS BF H R ER SO BB IBB HBP BLK WP HR S P ERA WHIP																				
Giovanni Carrara, R (1, 1) ERA: 0.98	5.0 L 19 4 1 1 3 0 0 0 0 0 0 1 49 77 1.80 0.800																				
Matt Herges, R (6, 1) ERA: 3.05	2.0 8 0 0 0 2 2 0 0 0 0 0 0 23 35 0.00 1.000																				
Gregg Olson, R (8, 1) ERA: 5.08	1.0 4 0 0 0 1 1 0 0 0 0 0 0 10 18 0.00 1.000																				
Jesse Orosco, L (9, 1) ERA: 2.45	0.2 4 2 0 0 2 0 0 0 0 0 0 0 15 19 0.00 3.000																				
Jeff Shaw, R (9, 1) ERA: 2.51	0.1 1 0 0 0 0 0 0 0 0 0 0 0 3 4 0.00 0.000																				

Anaheim Angels @ Los Angeles Dodgers
Dodger Stadium, Los Angeles, CA
Fri Jun 08 2001, 7:10 PM PDT
Att: 37,449 - Sunny - 67 F

AB 32
R 1
H 6
RBI 1
BB 3
SO 8
LOB 14



Batter	1	2	3	4	5	6	7	8	9	AB	R	H	RBI	BB	SO	LOB	BOTTOM				
Paul Lo Duca, R (1, 2) OBP: 0.375, SLG: 0.545	F7 (1) 1-2		G6-3 (3) 2-1			E6 (1) 1-1		K (1) 0-3		4	0	0	0	0	1	0					
Mark Cuddeheir, R (1, 4) OBP: 0.373, SLG: 0.481	CS (1) 1-0			K (1) 1-3		E6 (1) 1-2	FC6-4 (1) 1-2	F8 (2) 3-2		4	0	1	0	0	1	1					
Jeff Shaw, R (9, 1)										0	0	0	0	0	0	0					
Gary Sheffield, R (1, 7) OBP: 0.418, SLG: 0.540	F7 (1) 3-2			G6-3 (2) 0-0		F7 (1) 1-0		BB (1) 4-1		3	0	0	0	1	0	3					
Shawn Green, L (1, 9) OBP: 0.357, SLG: 0.555		G1-3 (1) 1-2				P4 (2) 0-1		K (3) 1-3		4	0	1	0	0	1	3					
Marquis Grissom, R (1, 8) OBP: 0.274, SLG: 0.565		K (2) 2-3		P4 (3) 1-1		FC6-4 (3) 0-1		F8 (1) 3-2		4	0	0	0	0	1	3					
Dave Hansen, L (1, 3) OBP: 0.405, SLG: 0.391		BB (3) 4-2				F7 (1) 1-1		PB (2) 3-2		3	0	1	0	1	1	0					
Adrian Beltré, R (1, 5) OBP: 0.272, SLG: 0.490		G4-3 (3) 3-2				HBP (2) 2-2		K (1) 1-3		3	0	0	0	0	1	2					
Alex Cora, L (1, 6) OBP: 0.259, SLG: 0.319				L7 (1) 3-2		1B (2) 1-3		F7 (2) 1-2		3	0	1	0	0	0	1					
Giovanni Carrara, R (1, 1) ERA: 3.51										1	0	0	0	0	0	0					
Hiram Bodachica, R (5, PH)										1	0	0	0	0	0	1					
Matt Herges, R (6, 1) ERA: 3.05										0	0	0	0	0	0	0					
Chris Donnels, R (7, PH)										1	0	0	0	0	0	1					
Gregg Olson, R (8, 1) ERA: 5.14										0	0	0	0	0	0	0					
Jesse Orosco, R (9, 1) ERA: 2.45										0	0	0	0	0	0	0					
Jeff Reboulet, R (9, 1) ERA: 0.38										0	0	0	0	0	0	0					
Inning Stats	R: 0 H: 1 E: 0 K: 0 S: 7	H: 0 LOB: 0 BB: 1 P: 12	R: 0 H: 0 E: 0 K: 1 S: 11	H: 0 LOB: 1 BB: 1 P: 21	R: 0 H: 0 E: 0 K: 0 S: 9	H: 0 LOB: 0 BB: 0 P: 16	R: 0 H: 1 E: 0 K: 1 S: 8	H: 1 LOB: 1 BB: 0 P: 10	R: 0 H: 1 E: 0 K: 0 S: 13	H: 1 LOB: 1 BB: 0 P: 20	R: 0 H: 0 E: 2 K: 0 S: 10	H: 0 LOB: 2 BB: 0 P: 14	R: 0 H: 1 E: 0 K: 1 S: 16	H: 1 LOB: 1 BB: 0 P: 24	R: 0 H: 0 E: 0 K: 2 S: 15	H: 0 LOB: 1 BB: 1 P: 23	R: 0 H: 0 E: 0 K: 1 S: 8	H: 0 LOB: 0 BB: 0 P: 11	1B: 3 2B: 1 3B: 0 HR: 0	SF: 0 SAC: 0 DP: 0 HBP: 1	WP: 0 PA: 34 PB: 1 SB: 1 CS: 1
PITCHER	IP WLS BF H R ER SO BB IBB HBP BLK WP HR S P ERA WHIP																				
Ismael Valdez, R (1, 1) ERA: 3.51	6.2 W 26 4 0 0 3 1 0 0 0 0 0 0 13 23 0.00 0.750																				
Al Levine, R (7, 1) ERA: 3.09	1.0 H 4 0 0 0 1 1 0 0 0 0 0 0 13 23 0.00 1.000																				
Mike Holtz, L (8, 1) ERA: 5.14	0.1 H 1 0 0 0 1 0 0 0 0 0 0 0 4 5 0.00 0.000																				
Troy Percival, R (9, 1) ERA: 0.38	1.0 S 3 0 0 0 1 0 0 0 0 0 0 0 8 11 0.00 0.000																				

Anaheim Angels @ Los Angeles Dodgers
Dodger Stadium, Los Angeles, CA
Fri Jun 08 2001, 7:10 PM PDT
Att: 37,449 - Sunny - 67 F

AB 31
R 0
H 4
RBI 0
BB 2
SO 6
LOB 15



Batter	1	2	3	4	5	6	7	8	9	AB	R	H	RBI	BB	SO	LOB	TOP			
David Eckstein, R (1, 6) OBP: 0.373, SLG: 0.356	G6-3	F8		2B		FC6-4			F7	5	0	2	1	0	0	4				
Darin Erstad, L (1, 8) OBP: 0.338, SLG: 0.403	K		F2				BB		F7	4	0	1	0	0	0	1				
Troy Glaus, R (1, 5) OBP: 0.394, SLG: 0.596	1B			BB		16 G4-6-3			F7	1	0	0	0	4	0	1				
Tim Salmon, R (1, 9) OBP: 0.386, SLG: 0.411	1B		F7		K				P4	4	0	1	0	1	1	5				
16 Garret Anderson, L (1, 7) OBP: 0.299, SLG: 0.398	P4		F8		G4-6-3				F9	5	0	0	0	0	1	9				
Wally Joyner, L (1, 3) OBP: 0.303, SLG: 0.352			FC1-6		F5					2	0	0	0	2	1	2				
Scott Spiezio, S (7, 3) OBP: 0.293, SLG: 0.344			BB							0	0	0	0	0	0	0				
Jorge Fabregas, L (1, 2) OBP: 0.177, SLG: 0.246		FC1-6		FC1-5		FC6-4			G5-3	4	0	2	0	0	0	1				
Adam Kennedy, L (1, 4) OBP: 0.352, SLG: 0.420									G3	3	1	1	0	0	0	2				
Ramon Ortiz, R (1, 1) OBP: 0.222, SLG: 0.500									G4-3	3	0	0	0	0	2	6				
Jeff DaVanon, S (8, PH) OBP: 0.222, SLG: 0.500										1	0	0	0	0	0	0				
Mike Holtz, L (8, 1) OBP: 0.222, SLG: 0.500										0	0	0	0	0	0	0				
Ben Weber, R (8, 1) OBP: 0.222, SLG: 0.500										0	0	0	0	0	0	0				
Inning Stats	R: 0 H: 1 E: 0 K: 1 S: 9	H: 1 LOB: 2 BB: 1 P: 18	R: 0 H: 1 E: 0 K: 1 S: 10	H: 1 LOB: 2 BB: 1 P: 16	R: 0 H: 0 E: 0 K: 0 S: 10	H: 0 LOB: 1 BB: 1 P: 17	R: 1 H: 2 E: 0 K: 0 S: 8	H: 2 LOB: 2 BB: 0 P: 14	R: 0 H: 1 E: 0 K: 1 S: 7	H: 1 LOB: 2 BB: 1 P: 15	R: 0 H: 0 E: 0 K: 2 S: 12	H: 0 LOB: 1 BB: 1 P: 22	R: 0 H: 0 E: 0 K: 0 S: 8	H: 0 LOB: 0 BB: 1 P: 11	R: 0 H: 1 E: 0 K: 0 S: 9	H: 2 LOB: 2 BB: 1 P: 18	1B: 6 2B: 1 3B: 0 HR: 0	SF: 0 SAC: 0 DP: 1 HBP: 2	WP: 0 PB: 0 SB: 0 CS: 0	PA: 41
PITCHER	IP	WLS	BF	H	R	ER	SO	BB	IBB	HBP	BLK	WP	HR	S	P	ERA	WHIP			
Chan Ho Park, R (1, 1) ERA: 2.75	7.0		33	6	1	1	6	6	0	2	0	0	0	64	116	1.29	1.714			
Matt Herges, R (8, 1) ERA: 2.97	1.0		3	0	0	0	0	0	0	0	0	0	0	8	11	0.00	0.000			
Jeff Shaw, R (9, 1) ERA: 2.43	1.0	W	5	1	0	0	0	0	1	0	0	0	0	9	18	0.00	1.000			

Anaheim Angels @ Los Angeles Dodgers
Dodger Stadium, Los Angeles, CA
Sat Jun 09 2001, 1:10 PM PDT
Att: 54,415 - Sunny - 78 F

AB	32
R	1
H	7
RBI	1
BB	7
SO	6
LOB	31



Batter	1	2	3	4	5	6	7	8	9	AB	R	H	RBI	BB	SO	LOB	BOTTOM			
Paul Lo Duca, R (1, 3) OBP: 0.376, SLG: 0.535	BB	K			P4				FC3-2	4	0	1	0	1	1	5				
Mark Grudzielanek, R (1, 4) OBP: 0.370, SLG: 0.475	K		G1-3		K				F9	5	0	1	1	0	2	2				
Gary Sheffield, R (1, 7) OBP: 0.409, SLG: 0.526	K		G5-3		G1-3				G3	4	0	0	0	0	1	2				
Shawn Green, L (1, 9) OBP: 0.355, SLG: 0.549	K		F8						K	4	0	1	0	0	2	1				
Marquis Grissom, R (1, 8) OBP: 0.274, SLG: 0.564		1B		G6-3		G6-3			G6-3	4	1	1	0	0	0	1				
Adrian Beltré, R (1, 5) OBP: 0.271, SLG: 0.394				G6-3		P4			L6	4	0	1	0	0	0	1				
Chad Kreuter, S (1, 2) OBP: 0.284, SLG: 0.340										1	0	0	0	3	0	1				
Tom Goodwin, L (9, PR) OBP: 0.295, SLG: 0.357										0	0	0	0	0	0	0				
Alex Cora, L (1, 6) OBP: 0.270, SLG: 0.329		1B							FC3-2	4	1	3	0	0	0	2				
Chan Ho Park, R (1, 1) OBP: 0.156, SLG: 0.219										2	0	1	0	0	1	2				
Chris Donnels, L (7, PH) OBP: 0.254, SLG: 0.210										1	0	0	0	0	0	0				
Matt Herges, L (8, 1) OBP: 0.250, SLG: 0.250										0	0	0	0	0	0	0				
Jeff Shaw, R (9, 1) OBP: 0.250, SLG: 0.250										0	0	0	0	0	0	0				
Dave Hansen, L (9, PH) OBP: 0.413, SLG: 0.391										0	0	0	0	1	0	0				
Inning Stats	R: 0 H: 0 E: 0 K: 3 S: 11	H: 4 LOB: 2 BB: 0 P: 20	R: 0 H: 0 E: 0 K: 0 S: 7	H: 0 LOB: 0 BB: 0 P: 10	R: 0 H: 1 E: 0 K: 1 S: 12	H: 1 LOB: 2 BB: 1 P: 18	R: 0 H: 0 E: 0 K: 0 S: 10	H: 0 LOB: 0 BB: 1 P: 13	R: 0 H: 1 E: 0 K: 0 S: 8	H: 1 LOB: 1 BB: 1 P: 18	R: 0 H: 1 E: 0 K: 0 S: 8	H: 1 LOB: 1 BB: 0 P: 12	R: 0 H: 0 E: 0 K: 1 S: 8	H: 0 LOB: 0 BB: 0 P: 11	R: 1 H: 2 E: 0 K: 0 S: 10	H: 2 LOB: 3 BB: 2 P: 20	1B: 8 2B: 1 3B: 0 HR: 0	SF: 0 SAC: 0 DP: 1 HBP: 0	WP: 0 PB: 0 SB: 1 CS: 0	PA: 38
PITCHER	IP	WLS	BF	H	R	ER	SO	BB	IBB	HBP	BLK	WP	HR	S	P	ERA	WHIP			
Ramon Ortiz, R (1, 1) ERA: 4.0	7.0		30	7	1	1	6	3	0	0	0	0	0	69	109	1.29	1.429			
Mike Holtz, L (8, 1) ERA: 5.02	0.1		1	0	0	0	1	0	0	0	0	0	0	3	5	0.00	0.000			
Ben Weber, R (8, 1) ERA: 3.54	1.0	L	7	2	1	1	0	1	1	0	0	0	0	15	26	9.00	3.000			

Anaheim Angels @ Los Angeles Dodgers
Dodger Stadium, Los Angeles, CA
Sat Jun 09 2001, 1:10 PM PDT
Att: 54,415 - Sunny - 78 F

AB	33
R	2
H	9
RBI	1
BB	5
SO	7
LOB	17



Batter	1	2	3	4	5	6	7	8	9	AB	R	H	RBI	BB	SO	LOB	TOP								
David Eckstein, R (1, 6) OBP: 0.377, SLG: 0.359	2-2 G1-6-3 HBP		2-0 1-2 1B			2-2 G4-3-6 1B		2-2 1B 1B		3	0	3	0	0	0	0	Anaheim Angels @ San Francisco Giants PacBell Park, San Francisco, CA Tue Jun 12 2001, 10:15 PM EDT Att: 36,422 - Sunny - 66 F								
Darin Erstad, L (1, 8) OBP: 0.346, SLG: 0.419	3-2 F8		3-2 G6-3			1-0 G4-3-6 1-2f		3-2 1B 1B		4	0	1	0	0	0	4									
Troy Glaus, R (1, 5) OBP: 0.381, SLG: 0.573	0-0 G1-6-3 1-2f			3-3 K		3-2 G6-3		2-1 F8		4	0	0	0	0	1	3									
Tim Salmon, R (1, 9) OBP: 0.376, SLG: 0.397		2-3 K		1-1 F7			1-0 P6		0-3 K	4	0	0	0	0	2	0									
16 Garret Anderson, L (1, 7) OBP: 0.300, SLG: 0.407		2-2 G4-3		0-3 K			2-1 FC6-4 1B		0-1 E9 G3 1B	4	1	2	0	0	1	0									
Benji Gil, R (1, 4) OBP: 0.384, SLG: 0.505 Adam Kennedy, L (9, PH) OBP: 0.346, SLG: 0.411		3-1 F8			2-2 F9		0-0 P4		0-0 G3	3	0	0	0	0	0	1									
Scott Spiezio, S (1, 3) OBP: 0.295, SLG: 0.350			0-0 G4-3		3-1 F8		0-0 FC6-4 1-2f		0-0 1B	4	0	1	1	0	0	1									
Shawn Wooten, R (1, 2) OBP: 0.325, SLG: 0.533 Orlando Palmeiro, L (8, PH) OBP: 0.329, SLG: 0.338 Lou Pote, R (8, 1) Wally Joyner, L (9, PH) OBP: 0.306, SLG: 0.354			0-2 1B 1B		2-1 HR			1-3 K	0-0 1B	2	1	2	1	0	0	0									
Pat Rapp, R (1, 1) Jeff DaVanon, S (8, PH) OBP: 0.200, SLG: 0.444 Jorge Fabregas, L (8, 2) OBP: 0.200, SLG: 0.281			1-3 K		0-0 F9			0-3 K	1-3 K	2	0	0	0	0	1	1									
Inning Stats	R: 0 E: 0 K: 0 S: 7	H: 0 LOB: 0 BB: 0 P: 12	R: 0 E: 0 K: 1 S: 8	H: 0 LOB: 0 BB: 0 P: 15	R: 0 E: 0 K: 1 S: 11	H: 2 LOB: 2 BB: 0 P: 17	R: 0 E: 0 K: 2 S: 8	H: 0 LOB: 0 BB: 0 P: 12	R: 1 E: 0 K: 0 S: 11	H: 1 LOB: 0 BB: 0 P: 18	R: 0 E: 0 K: 0 S: 7	H: 1 LOB: 1 BB: 0 P: 13	R: 0 E: 0 K: 0 S: 5	H: 1 LOB: 1 BB: 0 P: 8	R: 0 E: 0 K: 2 S: 16	H: 2 LOB: 2 BB: 0 P: 24		R: 1 E: 1 K: 2 S: 11	H: 3 LOB: 2 BB: 0 P: 12	1B: 9 2B: 0 3B: 0 HR: 1	SF: 0 SAC: 0 DP: 2 HBP: 1	WP: 0 PB: 0 SB: 0 CS: 0	PA: 36		
PITCHER	IP	WLS	BF	H	R	ER	SO	BB	IBB	HBP	BLK	WP	HR	S	P	ERA	WHIP								
Kirk Rueter, L (1, 1) ERA: 5.74	7.0	W	25	5	1	1	4	0	0	1	0	0	1	57	95	1.29	0.714								
Felix Rodriguez, R (8, 1) ERA: 1.5	1.0	H	5	2	0	0	2	0	0	0	0	0	0	16	24	0.00	2.000								
Robb Nen, R (9, 1) ERA: 3.77	1.0	S	6	3	1	1	2	0	0	0	0	0	0	11	12	9.00	3.000								

AB	35
R	2
H	10
RBI	2
BB	0
SO	8
LOB	13



Batter	1	2	3	4	5	6	7	8	9	AB	R	H	RBI	BB	SO	LOB	BOTTOM								
Calvin Murray, R (1, 8) OBP: 0.333, SLG: 0.465	3-2 P4	0-1 P3					0-0 B2-3			4	1	1	1	0	0	1	Anaheim Angels @ San Francisco Giants PacBell Park, San Francisco, CA Tue Jun 12 2001, 10:15 PM EDT Att: 36,422 - Sunny - 66 F								
Ramon Martinez, R (1, 4) OBP: 0.317, SLG: 0.327	0-1 G4-3		1-0 G5-3		2-1 1B 1B		1-2 G4-3			4	0	1	0	0	0	0									
Barry Bonds, L (1, 7) OBP: 0.480, SLG: 0.899	0-0 HR		2-0 G4-3		2-1 1B 1-2 1B		1-1 G3-1			4	1	2	1	0	0	0									
Jeff Kent, R (1, 3) OBP: 0.347, SLG: 0.481	4-1 BB		0-0 F8		0-1 F8			2-0 F9		3	0	0	0	1	0	2									
Armando Rios, L (1, 9) OBP: 0.303, SLG: 0.450	0-0 G3			3-1 F8	0-0 P6			0-0 G6-3 1B		4	0	1	0	0	0	3									
Rich Aurilia, R (1, 6) OBP: 0.404, SLG: 0.598		2-3 K		2-2 E4 1B	1-1 P4			3-1 G6-3	1-2 K	4	0	1	0	0	1	3									
Benito Santiago, R (1, 2) OBP: 0.369, SLG: 0.434		1-2 PB 1B 2B		2-1 F7		2-0 G6-3-5 1B		1-3 K		4	1	2	0	0	1	2									
Pedro Feliz, R (1, 5) OBP: 0.232, SLG: 0.299		3-2 G5-3			4-0 IBB		1-2 G6-3-5			2	0	0	0	1	0	2									
Kirk Rueter, L (1, 1) OBP: 0.233, SLG: 0.154 Felix Rodriguez, R (8, 1) Robb Nen, R (9, 1)		2-1 1B		0-0 G4-3			0-2 G3-1			3	0	1	1	0	0	2									
Inning Stats	R: 1 E: 0 K: 0 S: 8	H: 1 LOB: 1 BB: 1 P: 15	R: 1 E: 0 K: 1 S: 15	H: 2 LOB: 1 BB: 0 P: 23	R: 0 E: 0 K: 0 S: 3	H: 0 LOB: 0 BB: 0 P: 6	R: 0 E: 1 K: 0 S: 8	H: 1 LOB: 2 BB: 1 P: 19	R: 1 E: 0 K: 0 S: 12	H: 3 LOB: 2 BB: 0 P: 17	R: 0 E: 0 K: 0 S: 8	H: 1 LOB: 0 BB: 0 P: 11	R: 0 E: 0 K: 0 S: 7	H: 0 LOB: 0 BB: 0 P: 9	R: 0 E: 0 K: 1 S: 9	H: 1 LOB: 1 BB: 0 P: 14		1B: 6 2B: 2 3B: 0 HR: 2	SF: 0 SAC: 0 DP: 1 HBP: 0	WP: 0 PB: 1 SB: 0 CS: 0	PA: 34				
PITCHER	IP	WLS	BF	H	R	ER	SO	BB	IBB	HBP	BLK	WP	HR	S	P	ERA	WHIP								
Pat Rapp, R (1, 1) ERA: 4.44	7.0	L	30	8	3	2	1	1	0	0	0	0	0	61	100	2.57	1.286								
Lou Pote, R (8, 1) ERA: 4.06	1.0		4	1	0	0	1	0	0	0	0	0	0	9	14	0.00	1.000								

AB	32
R	3
H	9
RBI	3
BB	2
SO	2
LOB	15




Batter	1	2	3	4	5	6	7	8	9	AB	R	H	RBI	BB	SO	LOB	TOP																					
Paul Lo Duca, R OBP: 0.383, SLG: 0.551	F8		F9			G4-6-3 1B		HR		4	1	2	2	0	0	1																						
Hiram Bocachica, R OBP: 0.313, SLG: 0.416 Jeff Branson, L (7.4)	K			G5-3		G4-6-3 1-2		F9		3	0	0	0	0	1	1																						
Shawn Green, L OBP: 0.362, SLG: 0.560	F9			G4-3			G1-3		K	4	0	0	0	0	1	0																						
Gary Sheffield, R OBP: 0.418, SLG: 0.540		K		G6-3			1B		HR	3	1	1	0	1	1	0																						
Eric Karros, R OBP: 0.297, SLG: 0.400		K			F8		F8		HR	4	1	1	2	0	1	1																						
Marquis Grissom, R OBP: 0.273, SLG: 0.530		G6-3			K		F7		K	4	0	0	0	0	2	1																						
Adrian Beltré, R OBP: 0.276, SLG: 0.403			P4		F9			F9	F9	4	0	0	0	0	0	0																						
Chad Kreuter, S OBP: 0.387, SLG: 0.369			F7					F3		3	1	1	1	0	0	0																						
Alex Cora, L OBP: 0.278, SLG: 0.361							P5 1B		HR	3	1	2	0	0	0	0																						
Inning Stats	R: 0 E: 0 K: 1 S: 6	H: 0 LOB: 0 BB: 0 P: 10	R: 0 E: 0 K: 2 S: 8	H: 0 LOB: 0 BB: 0 P: 13	R: 0 E: 0 K: 0 S: 10	H: 1 LOB: 1 BB: 0 P: 15	R: 0 E: 0 K: 0 S: 8	H: 0 LOB: 0 BB: 0 P: 9	R: 0 E: 0 K: 1 S: 8	H: 0 LOB: 0 BB: 0 P: 14	R: 1 E: 0 K: 0 S: 6	H: 2 LOB: 0 BB: 0 P: 7	R: 0 E: 0 K: 0 S: 8	H: 1 LOB: 1 BB: 0 P: 11	R: 2 E: 0 K: 0 S: 11	H: 2 LOB: 0 BB: 0 P: 14	R: 2 E: 0 K: 2 S: 16	H: 1 LOB: 0 BB: 1 P: 26	1B: 4 2B: 0 3B: 0 HR: 3	SF: 0 SAC: 0 DP: 1 HBP: 0	WP: 0 PB: 0 SB: 0 CS: 0	PA: 34																
PITCHER	IP	WLS	BF	H	R	ER	SO	BB	IBB	HBP	BLK	WP	HR	S	P	ERA	WHIP	PITCHER				IP	WLS	BF	H	R	ER	SO	BB	IBB	HBP	BLK	WP	HR	S	P	ERA	WHIP
Jarrod Washburn, L ERA: 4.29	(1, 1)	8.0		29	6	3	3	4	0	0	0	0	2	65	93	3.38	0.750																					
Troy Percival, R ERA: 1.05	(9, 1)	1.0	W	5	1	2	2	2	1	0	0	0	0	1	16	26	18.00	2.000																				

Los Angeles Dodgers @ Anaheim Angels
Edison International Field, Anaheim, CA
Sat Jun 16 2001, 10:05 PM EDT
Att: 43,429 - Sunny - 75 F

livebaseballscores.com

AB 33
R 5
H 7
RBI 5
BB 1
SO 6
LOB 4




Batter	1	2	3	4	5	6	7	8	9	AB	R	H	RBI	BB	SO	LOB	BOTTOM																					
David Eckstein, R OBP: 0.384, SLG: 0.373	G3 1B		FC4-6 HBP		G3 WP 2B	G6-3 1-2			FC5 SH5-4 1B	4	1	3	0	0	0	1																						
Adam Kennedy, L OBP: 0.350, SLG: 0.416	G3		FC4-6 1B 2B 2-3		G3		CS 1B		SH5-4	4	1	1	0	0	0	4																						
Darin Erstad, L OBP: 0.349, SLG: 0.414	K		16 2B 1B		K		F8		FC5 16 1B IBB	4	2	1	1	1	2	3																						
Troy Glaus, R OBP: 0.375, SLG: 0.550			F8		16 1B S BB		F2		FC5 16 1B	3	1	0	0	2	0	5																						
16 Garret Anderson, L OBP: 0.297, SLG: 0.400	K				S 1B			G3-1		5	0	3	3	0	1	2																						
Scott Spiezio, S OBP: 0.298, SLG: 0.361		G4-3	F8		1-2 3-H BB			1B	1B	3	0	1	0	1	0	1																						
Larry Barnes, L OBP: 0.167, SLG: 0.667		G5-3		K2-3	K2-3			F2		4	0	0	0	0	2	3																						
Shawn Wooten, R OBP: 0.333, SLG: 0.532		F9		G5-3		G6-3 1B			1B	4	0	2	0	0	0	0																						
Jeff DaVanon, S OBP: 0.158, SLG: 0.278			FC4-6 HBP 1B	F2		K		K		4	1	1	0	0	2	3																						
Inning Stats	R: 0 E: 0 K: 2 S: 13	H: 1 LOB: 2 BB: 1 P: 22	R: 0 E: 0 K: 0 S: 4	H: 0 LOB: 0 BB: 0 P: 5	R: 3 E: 0 K: 0 S: 16	H: 3 LOB: 1 BB: 0 P: 23	R: 0 E: 0 K: 1 S: 6	H: 0 LOB: 0 BB: 0 P: 7	R: 2 E: 0 K: 2 S: 18	H: 2 LOB: 2 BB: 2 P: 31	R: 0 E: 0 K: 1 S: 8	H: 1 LOB: 0 BB: 0 P: 14	R: 0 E: 0 K: 0 S: 8	H: 1 LOB: 0 BB: 0 P: 12	R: 0 E: 0 K: 1 S: 8	H: 2 LOB: 2 BB: 0 P: 10	R: 1 E: 0 K: 0 S: 7	H: 2 LOB: 2 BB: 1 P: 18	1B: 10 2B: 2 3B: 0 HR: 0	SF: 0 SAC: 1 DP: 1 HBP: 1	WP: 1 PB: 0 SB: 2 CS: 1	PA: 41																
PITCHER	IP	WLS	BF	H	R	ER	SO	BB	IBB	HBP	BLK	WP	HR	S	P	ERA	WHIP	PITCHER				IP	WLS	BF	H	R	ER	SO	BB	IBB	HBP	BLK	WP	HR	S	P	ERA	WHIP
Terry Adams, R ERA: 5.12	(1, 1)	5.0		25	6	5	5	5	3	0	0	0	0	20	31	9.00	1.800																					
Jeff Williams, L ERA: 2.45	(6, 1)	2.2		9	3	0	0	1	0	0	0	0	0	20	31	0.00	1.125																					
Matt Herge, R ERA: 2.84	(8, 1)	1.0	L	6	2	1	1	1	0	1	0	0	0	9	19	9.00	2.000																					
Jesse Orosco, L ERA: 1.8	(9, 1)	0.0		1	1	0	0	0	0	0	0	0	0	2	4	∞	∞																					

Los Angeles Dodgers @ Anaheim Angels
Edison International Field, Anaheim, CA
Sat Jun 16 2001, 10:05 PM EDT
Att: 43,429 - Sunny - 75 F

livebaseballscores.com

AB 35
R 6
H 12
RBI 4
BB 4
SO 7
LOB 22



Batter	1	2	3	4	5	6	7	8	9	AB	R	H	RBI	BB	SO	LOB	TOP				
Paul Lo Duca, R OBP: 0.377, SLG: 0.560 (1, 2)	F8	HR			F9		P4		G6-3	5	1	1	3	0	0	0					
Tom Goodwin, L OBP: 0.312, SLG: 0.374 (1, 8)	G1-3	BB			BB		K		G5-3	4	0	1	0	1	1	0					
Shawn Green, L OBP: 0.361, SLG: 0.553 (1, 9)	BB	F9			F9		K2-3			3	0	0	0	1	1	2					
Gary Sheffield, R OBP: 0.420, SLG: 0.542 (1, 10)	F8				F7		G6-3		G6-3	3	0	1	0	1	0	1					
Eric Karros, R OBP: 0.291, SLG: 0.390 (1, 3)		F7			P3		FC4-6		G6-3	4	0	0	0	0	0	3					
Dave Hansen, L OBP: 0.415, SLG: 0.361 (8, PR)		1B			G3-1		K			2	1	0	0	2	1	0					
Adrián Beltré, R OBP: 0.276, SLG: 0.403 (8, 5)		BB							IBB	0	0	0	0	0	0	0					
Marquis Grissom, R OBP: 0.267, SLG: 0.519 (1, 7)		P4			G4-3		F8		K	4	0	0	0	0	1	3					
Jeff Branson, L OBP: 0.400, SLG: 0.400 (1, 4)		1B			K		F7			4	1	2	0	0	1	2					
Alex Cora, L OBP: 0.277, SLG: 0.358 (1, 6)		HR			G1-3		FC6-4		F8	4	1	1	1	0	0	1					
Inning Stats	R: 0 E: 0 K: 0 S: 6	H: 0 LOB: 1 BB: 1 P: 13	R: 4 E: 0 K: 0 S: 17	H: 3 LOB: 1 BB: 2 P: 36	R: 0 E: 0 K: 0 S: 6	H: 0 LOB: 0 BB: 0 P: 13	R: 0 E: 0 K: 1 S: 7	H: 0 LOB: 0 BB: 0 P: 10	R: 0 E: 0 K: 0 S: 11	H: 1 LOB: 1 BB: 0 P: 18	R: 0 E: 0 K: 2 S: 9	H: 0 LOB: 0 BB: 0 P: 16	R: 0 E: 0 K: 1 S: 11	H: 1 LOB: 2 BB: 1 P: 21	R: 0 E: 0 K: 0 S: 5	H: 0 LOB: 0 BB: 0 P: 8	1B: 4 2B: 1 3B: 0 HR: 1	SF: 0 SAC: 0 DP: 0 HBP: 0	WP: 0 PB: 0 SB: 0 CS: 0	PA: 38	
PITCHER	IP	WLS	BF	H	R	ER	SO	BB	IBB	HBP	BLK	WP	HR	S	P	ERA	WHIP				
Pat Rapp, R ERA: 4.55 (1, 1)	6.0		27	5	4	4	2	4	0	0	0	0	1	56	104	6.00	1.500				
Mike Holtz, L ERA: 4.7 (7, 1)	1.0		3	0	0	0	2	0	0	0	0	0	0	9	16	0.00	0.000				
Ben Weber, R ERA: 3.0 (8, 1)	1.0		5	1	0	0	1	0	1	0	0	0	0	11	21	0.00	1.000				
Al Levine, R ERA: 2.83 (9, 1)	1.0	W	3	0	0	0	0	0	0	0	0	0	0	5	8	0.00	0.000				

Los Angeles Dodgers @ Anaheim Angels
Edison International Field, Anaheim, CA
Sun Jun 17 2001, 4:05 PM EDT
Att: 43,001 - Sunny - 81 F

AB 33
R 4
H 6
RBI 4
BB 5
SO 5
LOB 12



Batter	1	2	3	4	5	6	7	8	9	AB	R	H	RBI	BB	SO	LOB	BOTTOM					
David Eckstein, R OBP: 0.392, SLG: 0.377 (1, 6)	G5-3		BB		FC5-4		1B		1B	3	2	2	0	2	0	0						
Adam Kennedy, L OBP: 0.356, SLG: 0.421 (1, 4)	BB		F9		F8		1B		BB	5	2	3	0	0	0	2						
Darin Erstad, L OBP: 0.350, SLG: 0.417 (1, 8)	1B		F8		FC5-4		1B		1B	5	1	2	3	0	0	3						
Troy Glaus, R OBP: 0.378, SLG: 0.559 (1, 5)	1B		F8		G5-3		G6-3		HR	3	1	1	2	2	0	3						
16 Garret Anderson, L OBP: 0.299, SLG: 0.401 (1, 10)	BB		K				K		G4-6-3	4	0	2	1	0	2	2						
Orlando Palmeiro, L OBP: 0.321, SLG: 0.329 (1, 7)	1B				G3		F7		G4-6-3	4	0	1	0	0	0	3						
Larry Barnes, L OBP: 0.200, SLG: 0.500 (1, 3)			K		G3		F9			4	0	1	0	0	1	1						
Jorge Fabregas, L OBP: 0.200, SLG: 0.269 (1, 2)			F9		P3		G3		G4-3	4	0	0	0	0	0	2						
Jeff DaVanon, S OBP: 0.130, SLG: 0.227 (1, 9)			G4-3		F7		K		K	4	0	0	0	0	2	1						
Inning Stats	R: 1 E: 0 K: 0 S: 16	H: 2 LOB: 2 BB: 1 P: 31	R: 0 E: 0 K: 1 S: 7	H: 0 LOB: 0 BB: 0 P: 9	R: 0 E: 0 K: 1 S: 20	H: 0 LOB: 2 BB: 2 P: 33	R: 0 E: 0 K: 0 S: 14	H: 1 LOB: 1 BB: 0 P: 18	R: 0 E: 0 K: 1 S: 12	H: 0 LOB: 0 BB: 0 P: 19	R: 0 E: 0 K: 1 S: 6	H: 0 LOB: 0 BB: 0 P: 6	R: 1 E: 0 K: 1 S: 20	H: 3 LOB: 2 BB: 0 P: 33	R: 0 E: 0 K: 0 S: 11	H: 2 LOB: 1 BB: 0 P: 15	R: 4 E: 0 K: 1 S: 12	H: 3 LOB: 0 BB: 1 P: 20	1B: 10 2B: 1 3B: 0 HR: 1	SF: 0 SAC: 0 DP: 1 HBP: 0	WP: 0 PB: 0 SB: 1 CS: 0	PA: 40
PITCHER	IP	WLS	BF	H	R	ER	SO	BB	IBB	HBP	BLK	WP	HR	S	P	ERA	WHIP					
Luke Prokopec, R ERA: 4.35 (1, 1)	5.0		22	4	1	1	2	3	0	0	0	0	0	69	140	1.80	1.400					
Giovanni Carrara, R ERA: 1.75 (6, 1)	2.0	H	9	3	1	1	2	0	0	0	0	0	0	26	39	4.50	1.500					
Matt Herges, R ERA: 2.75 (8, 1)	1.0	H	4	2	0	0	0	0	0	0	0	0	0	11	15	0.00	2.000					
Jeff Shaw, R ERA: 3.27 (9, 1)	0.1	L	5	3	4	4	1	1	0	0	0	0	1	12	20	108.00	12.000					

Los Angeles Dodgers @ Anaheim Angels
Edison International Field, Anaheim, CA
Sun Jun 17 2001, 4:05 PM EDT
Att: 43,001 - Sunny - 81 F

AB 36
R 6
H 12
RBI 6
BB 4
SO 5
LOB 17



Batter	1	2	3	4	5	6	7	8	9	AB	R	H	RBI	BB	SO	LOB	TOP																	
David Eckstein, R (1, 6) OBP: 0.392, SLG: 0.375										4	1	1	0	1	0	2																		
Adam Kennedy, L (1, 4) OBP: 0.357, SLG: 0.433										4	1	1	2	1	0	0																		
Darin Erstad, L (1, 8) OBP: 0.351, SLG: 0.421										5	0	2	0	0	2	2																		
Troy Glaus, R (1, 5) OBP: 0.379, SLG: 0.558										4	1	1	0	1	2	2																		
16 Garret Anderson, L (1, 7) OBP: 0.301, SLG: 0.415										5	2	2	2	0	0	3																		
Tim Salmon, R (1, 10) OBP: 0.380, SLG: 0.396										3	0	2	1	1	0	1																		
Larry Barnes, L (1, 3) Benji Gil, R (8, PH) (8, 3) OBP: 0.360, SLG: 0.500										2	0	0	0	1	0	3																		
Jorge Fabregas, L (1, 2) Shawn Wooten, R (8, PH) (8, 3) Orlando Palmeiro, L (8, PH) (8, 3) Jamie Burke, R (8, 2) OBP: 0.200, SLG: 0.200										3	0	0	0	0	1	2																		
Jeff DaVanon, S (1, 9) OBP: 0.148, SLG: 0.231										4	0	1	0	0	0	0																		
Inning Stats	R: 3 E: 0 K: 1 S: 20	H: 3 LOB: 2 BB: 2 P: 35	R: 0 E: 0 K: 0 S: 10	H: 0 LOB: 0 BB: 0 P: 16	R: 0 E: 0 K: 1 S: 15	H: 2 LOB: 2 BB: 0 P: 23	R: 0 E: 0 K: 0 S: 4	H: 0 LOB: 0 BB: 0 P: 7	R: 2 E: 0 K: 1 S: 14	H: 2 LOB: 1 BB: 1 P: 24	R: 0 E: 0 K: 0 S: 5	H: 0 LOB: 0 BB: 1 P: 9	R: 0 E: 0 K: 0 S: 10	H: 1 LOB: 1 BB: 0 P: 16	R: 0 E: 0 K: 1 S: 9	H: 1 LOB: 1 BB: 0 P: 12	1B: 5 2B: 3 3B: 0 HR: 2	SF: 0 SAC: 0 DP: 2 HBP: 1	WP: 2 PB: 0 SB: 0 CS: 0	PA: 41														
PITCHER	IP WLS BF H R ER SO BB IBB HBP BLK WP HR S P ERA WHIP																																	
Rob Bell, R (1, 1) ERA: 5.88	4.2	W 6	24	7	5	5	3	3	0	0	0	1	1	0	17	28	9.64	2.143																
Juan Moreno, L (5, 1) ERA: 2.19	1.1	H 3	0	0	0	1	1	0	0	0	1	1	0	17	28	0.00	1.500																	
Mark Petkovsek, R (7, 1) ERA: 6.0	1.0	H 4	1	0	0	0	0	0	0	0	0	0	0	10	16	0.00	1.000																	
Mike Venafro, L (8, 1) ERA: 3.75	1.0	S 4	1	0	0	1	0	0	0	0	0	0	0	9	12	0.00	1.000																	
59 Jeff Zimmerman, R (9, 1) ERA: 3.48	1.0	S 4	1	0	0	1	0	0	0	0	0	0	0	9	12	0.00	1.000																	

Anaheim Angels @ Texas Rangers
The Ballpark at Arlington, Arlington, TX
Tue Jun 19 2001, 8:35 PM EDT
Att: 31,158 - Sunny - 86 F

AB	35
R	5
H	10
RBI	5
BB	5
SO	5
LOB	15



Batter	1	2	3	4	5	6	7	8	9	AB	R	H	RBI	BB	SO	LOB	BOTTOM																	
Bo Porter, R (1, 7) Frank Catalanotto, L (8, PH) (7, 7) OBP: 0.327, SLG: 0.386										3	0	1	0	0	2	0																		
Ivan Rodriguez, R (1, 2) OBP: 0.326, SLG: 0.563										5	2	3	3	0	0	1																		
Alex Rodriguez, R (1, 6) OBP: 0.421, SLG: 0.629										4	2	2	0	1	1	4																		
Rafael Palmeiro, L (1, 10) OBP: 0.369, SLG: 0.544										5	1	3	0	0	0	2																		
Gabe Kapler, R (1, 8) OBP: 0.369, SLG: 0.497										3	0	0	0	1	1	3																		
Andres Galarraga, R (1, 3) OBP: 0.302, SLG: 0.303										2	1	0	1	1	2	2																		
Ricky Ledee, L (1, 9) OBP: 0.278, SLG: 0.188										4	1	1	2	0	1	4																		
10 Michael Young, R (1, 4) OBP: 0.246, SLG: 0.288										4	0	0	0	0	2	4																		
Mike Lamb, L (1, 5) OBP: 0.250, SLG: 0.250										4	0	1	1	0	1	0																		
Inning Stats	R: 0 E: 0 K: 1 S: 13	H: 1 LOB: 1 BB: 0 P: 19	R: 0 E: 0 K: 2 S: 9	H: 0 LOB: 0 BB: 0 P: 15	R: 0 E: 0 K: 3 S: 9	H: 0 LOB: 0 BB: 0 P: 10	R: 1 E: 0 K: 0 S: 13	H: 2 LOB: 2 BB: 1 P: 23	R: 0 E: 0 K: 2 S: 7	H: 0 LOB: 0 BB: 0 P: 11	R: 5 E: 0 K: 1 S: 21	H: 5 LOB: 3 BB: 3 P: 43	R: 0 E: 1 K: 1 S: 15	H: 1 LOB: 2 BB: 0 P: 22	R: 1 E: 0 K: 0 S: 9	H: 2 LOB: 1 BB: 0 P: 16	1B: 7 2B: 2 3B: 0 HR: 2	SF: 1 SAC: 0 DP: 0 HBP: 0	WP: 1 PB: 0 SB: 0 CS: 0	PA: 40														
PITCHER	IP WLS BF H R ER SO BB IBB HBP BLK WP HR S P ERA WHIP																																	
Scott Schoeneweis, L (1, 1) ERA: 4.08	5.2	L 27	6	6	6	9	3	0	0	0	0	0	0	17	29	0.00	4.500																	
Ben Weber, R (6, 1) ERA: 2.94	0.2	W 6	2	0	0	1	1	0	0	0	0	0	0	11	16	0.00	0.000																	
Mike Holtz, L (7, 1) ERA: 4.32	1.1	H 4	0	0	0	0	0	0	0	0	0	0	0	1	4	9	27.00	6.000																
Lou Pote, R (8, 1) ERA: 4.32	0.1	S 3	2	1	1	0	0	0	0	0	0	0	0	1	4	9	27.00	6.000																

Anaheim Angels @ Texas Rangers
The Ballpark at Arlington, Arlington, TX
Tue Jun 19 2001, 8:35 PM EDT
Att: 31,158 - Sunny - 86 F

AB	35
R	7
H	11
RBI	7
BB	4
SO	10
LOB	20



Batter	1	2	3	4	5	6	7	8	9	AB	R	H	RBI	BB	SO	LOB	TOP					
David Eckstein, R (1, 10) OBP: 0.393, SLG: 0.376										5	0	2	1	0	1	6	<p>Anaheim Angels @ Texas Rangers The Ballpark at Arlington, Arlington, TX Wed Jun 20 2001, 8:35 PM EDT Att: 31,789 - Sunny - 90 F</p> <p>livebaseballscores.com</p>					
Adam Kennedy, L (1, 4) OBP: 0.360, SLG: 0.437										3	1	1	0	1	2	1						
Darin Erstad, L (1, 8) OBP: 0.352, SLG: 0.418										4	1	1	0	0	1	5						
Troy Glaus, R (1, 5) OBP: 0.379, SLG: 0.553										4	1	1	0	1	0	2						
16 Garret Anderson, L (1, 7) OBP: 0.303, SLG: 0.417										4	0	1	0	1	0	2						
Tim Salmon, R (1, 9) OBP: 0.377, SLG: 0.389										4	0	0	0	1	2	6						
Shawn Wooten, R (1, 2) OBP: 0.344, SLG: 0.524										5	0	2	1	0	1	2						
Scott Spiezio, S (1, 3) OBP: 0.303, SLG: 0.371										4	0	2	1	0	1	1						
Benji Gil, R (1, 6) OBP: 0.383, SLG: 0.532										3	1	3	0	1	0	0						
Inning Stats	R: 0 E: 0 K: 2 S: 10	H: 1 LOB: 1 BB: 0 P: 16	R: 0 E: 0 K: 0 S: 10	H: 1 LOB: 0 BB: 0 P: 15	R: 0 E: 0 K: 1 S: 11	H: 1 LOB: 0 BB: 0 P: 13	R: 2 E: 0 K: 0 S: 11	H: 3 LOB: 3 BB: 1 P: 22	R: 1 E: 0 K: 0 S: 6	H: 2 LOB: 0 BB: 0 P: 9	R: 0 E: 0 K: 1 S: 6	H: 0 LOB: 0 BB: 1 P: 12	R: 1 E: 0 K: 1 S: 11	H: 2 LOB: 2 BB: 2 P: 27	R: 0 E: 0 K: 1 S: 11	H: 2 LOB: 3 BB: 1 P: 18	R: 0 E: 0 K: 2 S: 9	H: 1 LOB: 1 BB: 0 P: 16	1B: 9 2B: 3 3B: 1 HR: 0	SF: 0 SAC: 1 DP: 3 HBP: 1	WP: 1 PB: 0 SB: 0 CS: 0	PA: 43
PITCHER	IP WLS BF H R ER SO BB IBB HBP BLK WP HR S P ERA WHIP																					
Kenny Rogers, L (1, 1) ERA: 5.29	6.2 L 32 10 4 4 4 4 3 1 1 0 0 0 0 62 110 5.40 1.950																					
Tim Crabtree, R (7, 1) ERA: 5.82	1.0 5 2 0 0 2 0 0 0 0 0 0 0 1 11 14 0.00 2.000																					
Juan Moreno, L (8, 1) ERA: 2.13	0.1 2 0 0 0 0 1 0 0 0 0 1 0 0 3 8 0.00 3.000																					
Pat Mahomes, R (9, 1) ERA: 7.17	1.0 4 1 0 0 2 0 0 0 0 0 0 0 9 16 0.00 1.000																					

Batter	1	2	3	4	5	6	7	8	9	AB	R	H	RBI	BB	SO	LOB	BOTTOM					
Frank Catalanotto, L (1, 7) OBP: 0.377, SLG: 0.513										5	0	2	1	0	0	2	<p>Anaheim Angels @ Texas Rangers The Ballpark at Arlington, Arlington, TX Wed Jun 20 2001, 8:35 PM EDT Att: 31,789 - Sunny - 90 F</p> <p>livebaseballscores.com</p>					
Ivan Rodriguez, R (1, 2) OBP: 0.323, SLG: 0.555										5	0	1	0	0	4							
Alex Rodriguez, R (1, 6) OBP: 0.424, SLG: 0.627										4	0	2	1	0	1							
Rafael Palmeiro, L (1, 3) OBP: 0.370, SLG: 0.538										3	0	0	0	2	0	3						
Bo Porter, R (9, PR) OBP: 0.327, SLG: 0.386										0	0	0	0	0	0	0						
Ruben Sierra, S (1, 10) OBP: 0.317, SLG: 0.597										5	0	1	0	0	0	3						
Gabe Kapler, R (1, 8) OBP: 0.367, SLG: 0.492										4	1	1	0	0	1	3						
Ricky Ledee, L (1, 9) OBP: 0.273, SLG: 0.200										4	0	1	0	0	0	1						
Mike Lamb, L (1, 5) OBP: 0.250, SLG: 0.250										4	1	1	1	0	0	1						
10 Michael Young, R (1, 4) OBP: 0.275, SLG: 0.306										3	1	2	0	1	1	0						
Inning Stats	R: 0 E: 0 K: 0 S: 7	H: 0 LOB: 1 BB: 0 P: 13	R: 2 E: 1 K: 0 S: 11	H: 4 LOB: 2 BB: 0 P: 16	R: 0 E: 0 K: 0 S: 7	H: 0 LOB: 1 BB: 1 P: 13	R: 0 E: 0 K: 0 S: 8	H: 1 LOB: 1 BB: 0 P: 9	R: 0 E: 0 K: 0 S: 9	H: 2 LOB: 2 BB: 0 P: 13	R: 0 E: 0 K: 0 S: 7	H: 0 LOB: 0 BB: 1 P: 14	R: 0 E: 0 K: 1 S: 4	H: 2 LOB: 1 BB: 0 P: 5	R: 0 E: 0 K: 1 S: 7	H: 1 LOB: 0 BB: 0 P: 11	R: 1 E: 0 K: 1 S: 15	H: 1 LOB: 2 BB: 1 P: 26	1B: 10 2B: 1 3B: 0 HR: 0	SF: 0 SAC: 0 DP: 1 HBP: 1	WP: 0 PB: 2 SB: 1 CS: 1	PA: 42
PITCHER	IP WLS BF H R ER SO BB IBB HBP BLK WP HR S P ERA WHIP																					
Ramon Ortiz, R (1, 1) ERA: 3.86	7.0 W 31 9 2 2 0 1 0 0 0 0 0 0 7 11 2.57 1.571																					
Al Levine, R (8, 1) ERA: 2.75	1.0 H 4 1 0 0 1 0 0 0 0 0 0 0 7 11 0.00 1.000																					
Troy Percival, R (9, 1) ERA: 1.01	1.0 S 6 1 1 0 1 1 0 0 0 0 0 0 15 26 0.00 2.000																					

Batter	1	2	3	4	5	6	7	8	9	AB	R	H	RBI	BB	SO	LOB	TOP										
David Eckstein, R (1, 6) OBP: 0.393, SLG: 0.373										2	0	0	1	2	1	0	Anaheim Angels @ Seattle Mariners Safeco Field, Seattle, WA Fri Jun 22 2001, 7:05 PM PDT Att: 45,461 - Overcast - 66 F										
Adam Kennedy, L (1, 4) OBP: 0.357, SLG: 0.437										5	1	1	2	0	2	4											
Darin Erstad, L (1, 8) OBP: 0.350, SLG: 0.415										5	1	1	0	0	0	3											
Troy Glaus, R (1, 5) OBP: 0.368, SLG: 0.534										5	0	0	0	0	1	2											
16 Garret Anderson, L (1, 7) OBP: 0.297, SLG: 0.407										5	0	1	1	0	0	0											
Tim Salmon, R (1, 9) OBP: 0.375, SLG: 0.384										5	1	2	1	0	0	0											
Scott Spiezio, S (1, 10) OBP: 0.306, SLG: 0.367										3	2	1	0	0	1	3											
Shawn Wooten, R (1, 2) OBP: 0.362, SLG: 0.568										4	2	3	2	0	1	0											
Larry Barnes, L (1, 3) OBP: 0.235, SLG: 0.375										4	1	1	1	0	1	1											
Inning Stats	R: 0 E: 0 K: 1 S: 7	H: 0 LOB: 0 BB: 0 P: 12	R: 0 E: 0 K: 1 S: 7	H: 1 LOB: 1 BB: 0 P: 12	R: 0 E: 0 K: 2 S: 10	H: 0 LOB: 1 BB: 1 P: 17	R: 0 E: 0 K: 0 S: 8	H: 0 LOB: 0 BB: 0 P: 13	R: 6 E: 1 K: 1 S: 27	H: 6 LOB: 2 BB: 0 P: 41	R: 0 E: 0 K: 1 S: 13	H: 1 LOB: 2 BB: 1 P: 23	R: 0 E: 0 K: 0 S: 10	H: 0 LOB: 0 BB: 0 P: 13	R: 2 E: 1 K: 1 S: 18	H: 2 LOB: 1 BB: 0 P: 22	R: 0 E: 0 K: 0 S: 5	H: 0 LOB: 0 BB: 0 P: 5	1B: 8 2B: 1 3B: 0 HR: 1	SF: 1 SAC: 0 DP: 0 HBP: 1	WP: 0 PB: 0 SB: 0 CS: 0	PA: 42					
PITCHER	IP	WLS	BF	H	R	ER	SO	BB	IBB	HBP	BLK	WP	HR	S	P	ERA	WHIP										
Aaron Sele, R (1, 1) ERA: 3.58	5.1	L	28	8	6	3	5	2	0	1	0	0	0	67	110	5.06	1.875										
Norm Charlton, L (6, 1) ERA: 3.95	0.2		2	0	0	0	1	0	0	0	0	0	0	5	8	0.00	0.000										
Jose Paniagua, R (7, 1) ERA: 4.34	2.0		9	2	2	2	1	0	0	0	0	0	1	28	35	9.00	1.000										
Kazuhiro Sasaki, R (9, 1) ERA: 3.44	1.0		3	0	0	0	0	0	0	0	0	0	0	5	5	0.00	0.000										

Batter	1	2	3	4	5	6	7	8	9	AB	R	H	RBI	BB	SO	LOB	BOTTOM										
51 Ichiro Suzuki, L (1, 9) OBP: 0.393, SLG: 0.471										4	1	2	0	0	0	0	Anaheim Angels @ Seattle Mariners Safeco Field, Seattle, WA Fri Jun 22 2001, 7:05 PM PDT Att: 45,461 - Overcast - 66 F										
Mike Cameron, R (1, 8) OBP: 0.354, SLG: 0.498										4	0	0	0	0	1	2											
Edgar Martinez, R (1, 10) OBP: 0.436, SLG: 0.547										3	0	0	0	0	0	3											
John Olerud, L (1, 3) OBP: 0.444, SLG: 0.521										3	0	2	1	1	0	2											
Bret Boone, R (1, 4) OBP: 0.356, SLG: 0.582										4	0	0	0	0	1	4											
Ed Sprague, R (1, 7) OBP: 0.596, SLG: 0.643										2	0	1	0	1	0	0											
Al Martin, L (9, FH) OBP: 0.307, SLG: 0.351										4	0	0	0	0	0	3											
David Bell, R (1, 5) OBP: 0.289, SLG: 0.398										4	0	0	0	0	0	3											
Dan Wilson, R (1, 2) OBP: 0.323, SLG: 0.383										4	0	0	0	0	1	2											
Carlos Guillen, S (1, 6) OBP: 0.307, SLG: 0.303										4	0	0	0	0	1	2											
Inning Stats	R: 0 E: 0 K: 0 S: 8	H: 0 LOB: 2 BB: 1 P: 15	R: 0 E: 0 K: 0 S: 5	H: 0 LOB: 0 BB: 0 P: 8	R: 0 E: 1 K: 1 S: 12	H: 1 LOB: 2 BB: 0 P: 18	R: 0 E: 0 K: 0 S: 7	H: 0 LOB: 0 BB: 1 P: 14	R: 0 E: 0 K: 1 S: 6	H: 0 LOB: 0 BB: 0 P: 11	R: 0 E: 0 K: 1 S: 12	H: 1 LOB: 1 BB: 0 P: 18	R: 0 E: 0 K: 1 S: 9	H: 1 LOB: 1 BB: 0 P: 12	R: 1 E: 0 K: 1 S: 11	H: 2 LOB: 1 BB: 0 P: 17	R: 0 E: 0 K: 0 S: 7	H: 0 LOB: 1 BB: 1 P: 14	1B: 5 2B: 1 3B: 0 HR: 0	SF: 0 SAC: 0 DP: 1 HBP: 1	WP: 0 PB: 0 SB: 0 CS: 0	PA: 36					
PITCHER	IP	WLS	BF	H	R	ER	SO	BB	IBB	HBP	BLK	WP	HR	S	P	ERA	WHIP										
Jarrod Washburn, L (1, 1) ERA: 4.01	7.2	W	31	5	1	1	3	2	0	1	0	0	0	67	109	1.17	0.913										
Lou Pote, R (8, 1) ERA: 4.15	1.1		5	0	0	0	1	1	0	0	0	0	0	10	18	0.00	0.750										

AB 38
R 8
H 10
RBI 8
BB 2
SO 7
LOB 13



AB 32
R 1
H 5
RBI 1
BB 3
SO 4
LOB 18



Batter	1	2	3	4	5	6	7	8	9	AB	R	H	RBI	BB	SO	LOB	TOP			
David Eckstein, R (1, 6) OBP: 0.391, SLG: 0.383	1-2 P6			1-1 F9		3-2 HR		0-0 G3		4	1	1	1	0	0	0				
Adam Kennedy, L (1, 4) OBP: 0.356, SLG: 0.431	2-2 L4-3 HBP			0-0 G4-3		0-1 B3-1			1-1 G6-3	3	0	0	0	0	0	0				
Darin Erstad, L (1, 8) OBP: 0.352, SLG: 0.413	1-0 L4-3			3-2 HBP		1-1 G6-3			4-0 G6-4-3 BB	2	0	0	0	1	0	1				
Troy Glaus, R (1, 5) OBP: 0.364, SLG: 0.526		1-0 G5-3		1-3 HBP		3-2 F7			1-2 G6-4-3	4	0	0	0	0	1	2				
16 Garret Anderson, L (1, 7) OBP: 0.294, SLG: 0.403		1-2 L3			2-3 K 1B					3	1	0	0	0	1	0				
Tim Salmon, R (1, 9) OBP: 0.372, SLG: 0.379					1-1 G5-3					3	0	0	0	0	1	1				
Shawn Wooten, R (1, 2) Jorge Fabregas, L (8, 2) OBP: 0.351, SLG: 0.550 OBP: 0.186, SLG: 0.250				0-3 K		1-0 S 1B				3	0	1	1	0	1	0				
Benji Gil, R (1, 10) OBP: 0.385, SLG: 0.530				1-2 G4-3		1-0 P6				3	0	0	0	0	0	1				
Larry Barnes, L (1, 3) OBP: 0.200, SLG: 0.316				2-2 F7		2-0 G4-3				3	0	0	0	0	1	1				
Inning Stats	R: 0 E: 0 K: 0 S: 6	H: 0 LOB: 0 BB: 0 P: 10	R: 0 E: 0 K: 1 S: 10	H: 0 LOB: 0 BB: 0 P: 14	R: 0 E: 0 K: 1 S: 9	H: 0 LOB: 0 BB: 0 P: 12	R: 0 E: 0 K: 1 S: 10	H: 0 LOB: 1 BB: 0 P: 15	R: 1 E: 0 K: 1 S: 8	H: 1 LOB: 1 BB: 0 P: 15	R: 0 E: 0 K: 0 S: 8	H: 0 LOB: 0 BB: 0 P: 15	R: 0 E: 0 K: 1 S: 6	H: 0 LOB: 0 BB: 0 P: 6	R: 0 E: 0 K: 0 S: 6	H: 0 LOB: 0 BB: 0 P: 12	1B: 1 2B: 1 3B: 0 HR: 1	SF: 0 SAC: 0 DP: 2 HBP: 2	WP: 1 PB: 0 CS: 0	PA: 31
PITCHER	IP	WLS	BF	H	R	ER	SO	BB	IBB	HBP	BLK	WP	HR	S	P	ERA	WHIP			
Jamie Moyer, L (1, 1) ERA: 4.33	8.0	L	28	2	2	2	5	0	0	2	0	1	1	68	105	2.25	0.250			
Brian Fuentes, L (9, 1) ERA:	1.0		3	0	0	0	0	1	0	0	0	0	0	6	12	0.00	1.000			

Anaheim Angels @ Seattle Mariners
Safeco Field, Seattle, WA
Sat Jun 23 2001, 7:05 PM PDT
Att: 45,430 - Cloudy - 65 F

livebaseballscores.com

AB 28
R 2
H 2
RBI 2
BB 1
SO 5
LOB 6



Batter	1	2	3	4	5	6	7	8	9	AB	R	H	RBI	BB	SO	LOB	BOTTOM			
51 Ichiro Suzuki, L (1, 9) OBP: 0.377, SLG: 0.464	2-1 G4-3		1-1 G4-3		3-2 G6-3		1-1 FC4-6 PB		2-2 F7	5	0	0	0	0	0	2				
Mark McLemore, S (1, 6) OBP: 0.389, SLG: 0.430	1-2 F7		1-2 G4-3		4-2 G6-4-3 BB		2-3 K		1-2 FC6-4	4	0	0	0	1	1	2				
Edgar Martinez, R (1, 10) OBP: 0.437, SLG: 0.544	4-2 BB		2-2 1B		0-0 G6-4-3			1-0 F7		3	0	1	0	1	0	1				
John Olerud, L (1, 3) Charles Gipson, R (8, PR) OBP: 0.445, SLG: 0.517 OBP: 0.250, SLG: 0.238	4-0 BB		3-2 F7			3-2 G4-3		4-1 FC6-4 BB		2	0	0	0	2	0	1				
Bret Boone, R (1, 4) OBP: 0.355, SLG: 0.585	0-0 P4			0-0 SF7 3B		0-0 F8		0-1 FC6-4 1B		4	1	1	0	0	0	3				
Mike Cameron, R (1, 8) OBP: 0.360, SLG: 0.500		2-2 F8		1-1 S 1B		4-1 BB		1-0 1B		3	0	2	0	1	0	0				
Al Martin, L (1, 7) OBP: 0.305, SLG: 0.343		4-2 BB		3-3 K		0-3 K		1-3 K		3	0	0	0	1	3	5				
Tom Lampkin, L (1, 2) Stan Javier, S (7, PH) Dan Wilson, R (8, 2) OBP: 0.320, SLG: 0.358 OBP: 0.325, SLG: 0.289 OBP: 0.321, SLG: 0.381		2-3 K		1-0 SF7			0-0 G5-3		0-0 F8	1	0	0	1	0	1	1				
David Bell, R (1, 5) Carlos Guillen, S (9, PR) OBP: 0.292, SLG: 0.400 OBP: 0.307, SLG: 0.303		2-2 F9		3-H L4		2-2 51 FC4-6 1B		2-1 FC6-4 1B		4	0	2	0	0	0	2				
Inning Stats	R: 0 E: 0 K: 0 S: 9	H: 0 LOB: 2 BB: 2 P: 20	R: 0 E: 0 K: 1 S: 14	H: 0 LOB: 1 BB: 1 P: 23	R: 0 E: 0 K: 0 S: 13	H: 1 LOB: 0 BB: 0 P: 20	R: 1 E: 0 K: 1 S: 10	H: 2 LOB: 1 BB: 0 P: 17	R: 0 E: 0 K: 1 S: 8	H: 0 LOB: 0 BB: 1 P: 15	R: 0 E: 0 K: 1 S: 9	H: 1 LOB: 1 BB: 0 P: 14	R: 0 E: 0 K: 1 S: 9	H: 1 LOB: 2 BB: 1 P: 16	R: 0 E: 0 K: 0 S: 9	H: 1 LOB: 1 BB: 0 P: 14	1B: 5 2B: 0 3B: 1 HR: 0	SF: 1 SAC: 0 DP: 1 HBP: 0	WP: 0 PB: 1 CS: 0	PA: 38
PITCHER	IP	WLS	BF	H	R	ER	SO	BB	IBB	HBP	BLK	WP	HR	S	P	ERA	WHIP			
Pat Rapp, R (1, 1) ERA: 4.37	5.2	W	24	3	1	1	2	5	0	0	0	0	0	12	17	0.00	0.750			
Mike Holtz, L (6, 1) ERA: 3.53	1.1	H	5	1	0	0	2	0	0	0	0	0	0	5	11	0.00	3.000			
Al Levine, R (8, 1) ERA: 2.7	0.2	H	4	1	0	0	0	1	0	0	0	0	0	5	11	0.00	3.000			
Troy Percival, R (8, 1) ERA: 0.96	1.1	S	5	1	0	0	1	0	0	0	0	0	0	13	19	0.00	0.750			

Anaheim Angels @ Seattle Mariners
Safeco Field, Seattle, WA
Sat Jun 23 2001, 7:05 PM PDT
Att: 45,430 - Cloudy - 65 F

livebaseballscores.com

AB 31
R 1
H 6
RBI 1
BB 6
SO 5
LOB 17



Batter	1	2	3	4	5	6	7	8	9	AB	R	H	RBI	BB	SO	LOB	TOP								
Frank Catalanotto, L (1.7) OBP: 0.380, SLG: 0.515	L8						G4-3	FC4-6		5	1	2	2	0	0	2									
Ivan Rodriguez, R (1.2) OBP: 0.316, SLG: 0.540	G6-3									4	0	0	0	0	0	3									
Bill Haselman, R (7.2) OBP: 0.250, SLG: 0.250	G6-3									1	0	0	0	0	1	0									
Alex Rodriguez, R (1.6) OBP: 0.472, SLG: 0.622	G1-3									3	1	1	1	1	0	0									
Scott Sheldon, R (7.6) OBP: 0.341, SLG: 0.476	G1-3									1	0	0	0	0	0	0									
Rafael Palmeiro, L (1.3) OBP: 0.370, SLG: 0.540		L7								4	1	3	3	1	0	0									
Ruben Sierra, S (1.10) OBP: 0.317, SLG: 0.687	G4-3									5	1	1	1	0	1	4									
Gabe Kapler, R (1.8) OBP: 0.344, SLG: 0.472	L7									5	0	0	0	0	0	1									
Mike Lamb, L (1.5) OBP: 0.222, SLG: 0.192										5	1	1	0	0	1	1									
Ricky Ledee, L (1.9) OBP: 0.229, SLG: 0.182										1	1	1	0	0	0	0									
Bo Porter, R (5.9) OBP: 0.362, SLG: 0.440										0	0	0	0	2	0	0									
10 Michael Young, R (1.4) OBP: 0.264, SLG: 0.295										4	1	2	0	0	0	2									
Inning Stats	R: 0 E: 0 K: 0 S: 8	H: 0 LOB: 0 BB: 0 P: 13	R: 0 E: 0 K: 0 S: 7	H: 0 LOB: 0 BB: 0 P: 8	R: 1 E: 0 K: 0 S: 9	H: 2 LOB: 1 BB: 0 P: 12	R: 0 E: 0 K: 1 S: 9	H: 0 LOB: 1 BB: 1 P: 15	R: 3 E: 0 K: 0 S: 18	H: 4 LOB: 2 BB: 1 P: 34	R: 0 E: 0 K: 0 S: 10	H: 0 LOB: 1 BB: 1 P: 17	R: 1 E: 0 K: 0 S: 11	H: 2 LOB: 1 BB: 0 P: 16	R: 0 E: 0 K: 0 S: 13	H: 1 LOB: 2 BB: 1 P: 19	R: 2 E: 1 K: 2 S: 15	H: 2 LOB: 1 BB: 0 P: 26	1B: 6 2B: 2 3B: 0 HR: 3	SF: 0 SAC: 1 DP: 0 HBP: 0	WP: 0 PB: 0 SB: 0 CS: 0	PA: 43			
PITCHER	IP	WLS	BF	H	R	ER	SO	BB	IBB	HBP	BLK	WP	HR	S	P	ERA	WHIP								
Ramon Ortiz, R (1.1) ERA: 4.04	7.0	W	32	8	5	5	1	3	0	0	0	0	1	72	115	6.43	1.571								
Ben Weber, R (8.1) ERA: 2.7	1.0		5	1	0	0	0	1	0	0	0	0	0	13	19	0.00	2.000								
Lou Pote, R (9.1) ERA: 4.58	0.2		5	2	2	2	1	0	0	0	0	0	2	12	21	27.00	3.000								
Mike Holtz, L (9.1) ERA: 3.86	0.1		1	0	0	0	1	0	0	0	0	0	0	3	5	0.00	0.000								

Texas Rangers @ Anaheim Angels
Edison International Field, Anaheim, CA
Mon Jun 25 2001, 10:05 PM EDT
Att: 17,076 - Sunny - 78 F

AB	38
R	7
H	11
RBI	7
BB	4
SO	3
LOB	13



Batter	1	2	3	4	5	6	7	8	9	AB	R	H	RBI	BB	SO	LOB	BOTTOM								
David Eckstein, R (1.10) OBP: 0.391, SLG: 0.381	K									5	0	2	1	0	3	2									
Jeff DaVanon, S (8, FH) OBP: 0.179, SLG: 0.259										1	0	1	0	0	0	0									
Adam Kennedy, L (1.4) OBP: 0.356, SLG: 0.427										6	2	3	0	0	0	4									
Darin Erstad, L (1.8) OBP: 0.357, SLG: 0.413	K									3	2	1	0	2	1	1									
Troy Glaus, R (1.5) OBP: 0.370, SLG: 0.537										2	3	1	1	3	0	1									
16 Garret Anderson, L (1.7) OBP: 0.298, SLG: 0.409	G4-3									4	1	2	3	0	0	2									
Tim Salmon, R (1.9) OBP: 0.367, SLG: 0.370										4	2	1	1	1	1	4									
Scott Spiezio, S (1.3) OBP: 0.313, SLG: 0.370										4	1	2	2	1	0	3									
Shawn Wooten, R (1.2) OBP: 0.363, SLG: 0.552										5	0	2	2	0	1	2									
Benji Gil, R (1.6) OBP: 0.375, SLG: 0.512										5	0	1	0	0	1	4									
Inning Stats	R: 0 E: 0 K: 2 S: 12	H: 1 LOB: 2 BB: 1 P: 23	R: 1 E: 0 K: 0 S: 11	H: 2 LOB: 2 BB: 1 P: 21	R: 2 E: 0 K: 0 S: 14	H: 3 LOB: 2 BB: 1 P: 23	R: 5 E: 1 K: 3 S: 17	H: 5 LOB: 2 BB: 1 P: 34	R: 3 E: 0 K: 2 S: 19	H: 2 LOB: 1 BB: 2 P: 35	R: 0 E: 0 K: 0 S: 4	H: 1 LOB: 0 BB: 0 P: 6	R: 0 E: 0 K: 0 S: 12	H: 1 LOB: 2 BB: 1 P: 20	R: 0 E: 0 K: 0 S: 9	H: 1 LOB: 1 BB: 0 P: 12	1B: 13 2B: 2 3B: 0 HR: 1	SF: 1 SAC: 0 DP: 1 HBP: 0	WP: 2 PB: 0 SB: 0 CS: 0	PA: 47					
PITCHER	IP	WLS	BF	H	R	ER	SO	BB	IBB	HBP	BLK	WP	HR	S	P	ERA	WHIP								
Kenny Rogers, L (1.1) ERA: 5.83	3.1	L	24	10	8	8	3	3	1	0	1	0	1	45	85	21.60	3.900								
Tim Lincecum, R (4.1) ERA: 6.56	1.2		11	3	3	3	4	2	0	0	0	0	2	28	51	16.20	3.000								
Mark Petkovsek, R (6.1) ERA: 5.4	1.0		3	1	0	0	0	0	0	0	0	0	0	4	6	0.00	1.000								
Juan Moreno, L (7.1) ERA: 1.8	1.0		5	1	0	0	0	1	0	0	0	0	0	12	20	0.00	2.000								
Francisco Cordero, R (8.1) ERA: 3.86	1.0		4	1	0	0	0	0	0	0	0	0	0	9	12	0.00	1.000								

Texas Rangers @ Anaheim Angels
Edison International Field, Anaheim, CA
Mon Jun 25 2001, 10:05 PM EDT
Att: 17,076 - Sunny - 78 F

AB	39
R	11
H	16
RBI	10
BB	7
SO	7
LOB	23




Batter	1	2	3	4	5	6	7	8	9	10	11	AB	R	H	RBI	BB	SO	LOB	TOP	
Frank Catalanotto, L OBP: 0.378, SLG: 0.506	G6-3		G6-3		F9			F8		F7	E SF8 1B	5	1	1	2	1	0	1		
Ivan Rodriguez, R OBP: 0.320, SLG: 0.537	BB 1B		K			1B BB				F7	E5 BB	5	1	2	0	1	1	3		
Alex Rodriguez, R OBP: 0.408, SLG: 0.614	K		G6-3			1-3 1B		F9			K	5	0	1	1	0	2	2		
Rafael Palmeiro, L OBP: 0.372, SLG: 0.536	1B BB				F9		1-3 1B	F8			2B 1B	4	1	1	0	2	1	3		
Ruben Sierra, S OBP: 0.318, SLG: 0.676	1-2 2-H 1B			G3		1-1 P6			F8		1B 2B	6	1	2	1	0	0	4		
Gabe Kapler, R OBP: 0.341, SLG: 0.462	K			P4		2-3		K			1B 10 2B IBB	4	1	0	0	1	3	4		
Mike Lamb, L OBP: 0.194, SLG: 0.187		1-0 P6					0-1 F7			G1-3		4	0	0	0	0	0	0		
Andres Galarraga, R OBP: 0.300, SLG: 0.389											1-2 2-3 3-H 1B	1	0	1	1	0	0	0		
Scott Sheldon, R OBP: 0.341, SLG: 0.476											1-2 2-3 3-H 1B	0	1	0	0	0	0	0		
Bo Porter, R OBP: 0.344, SLG: 0.415		3-2 G5-3					2-2 G6-3				10 2B 1B	3	0	0	0	0	1	0		
Ricky Ledee, L OBP: 0.243, SLG: 0.200								K			1-2 2-3 3-H 1B	2	1	1	1	0	0	0		
10 Michael Young, R OBP: 0.272, SLG: 0.305		3-2 G5-3					4-2	G6-3			1-3 2-H 3-H 1B	4	1	1	2	1	0	0		
Inning Stats	R: 1 E: 0 K: 2 S: 13	H: 2 LOB: 2 BB: 1 P: 27	R: 0 E: 0 K: 0 S: 8	H: 0 LOB: 0 BB: 0 P: 15	R: 0 E: 0 K: 1 S: 9	H: 0 LOB: 0 BB: 0 P: 17	R: 0 E: 0 K: 0 S: 5	H: 0 LOB: 0 BB: 0 P: 11	R: 0 E: 0 K: 0 S: 9	H: 1 LOB: 2 BB: 1 P: 22	R: 0 E: 0 K: 1 S: 5	H: 0 LOB: 0 BB: 0 P: 8	R: 0 E: 0 K: 0 S: 10	H: 0 LOB: 1 BB: 1 P: 18	R: 7 E: 1 K: 1 S: 28	H: 6 LOB: 2 BB: 2 P: 50	1B: 8 2B: 2 3B: 0 HR: 0	SF: 1 SAC: 0 DP: 0 HBP: 0	WP: 0 PB: 0 SB: 0 CS: 0	PA: 50
PITCHER	IP ERA WLS BF H R ER SO BB IBB HBP BLK WP HR S P ERA WHIP	9.0 5.0 0.2 21 0 0 1 3 0 0 0 0 0 0 48 95 1.80 1.200	11.1 7.62 0.2 11 0 0 0 0 1 0 0 0 0 0 19 32 0.00 0.333	11.1 4.5 0.2 11 0 0 0 0 1 0 0 0 0 0 10 18 0.00 1.000	11.1 7.62 0.2 11 0 0 0 0 1 0 0 0 0 0 19 32 0.00 0.333	11.1 4.5 0.2 11 0 0 0 0 1 0 0 0 0 0 10 18 0.00 1.000	11.1 7.62 0.2 11 0 0 0 0 1 0 0 0 0 0 19 32 0.00 0.333	11.1 4.5 0.2 11 0 0 0 0 1 0 0 0 0 0 10 18 0.00 1.000	11.1 7.62 0.2 11 0 0 0 0 1 0 0 0 0 0 19 32 0.00 0.333	11.1 4.5 0.2 11 0 0 0 0 1 0 0 0 0 0 10 18 0.00 1.000	11.1 7.62 0.2 11 0 0 0 0 1 0 0 0 0 0 19 32 0.00 0.333	11.1 4.5 0.2 11 0 0 0 0 1 0 0 0 0 0 10 18 0.00 1.000	11.1 7.62 0.2 11 0 0 0 0 1 0 0 0 0 0 19 32 0.00 0.333	11.1 4.5 0.2 11 0 0 0 0 1 0 0 0 0 0 10 18 0.00 1.000	11.1 7.62 0.2 11 0 0 0 0 1 0 0 0 0 0 19 32 0.00 0.333	11.1 4.5 0.2 11 0 0 0 0 1 0 0 0 0 0 10 18 0.00 1.000	11.1 7.62 0.2 11 0 0 0 0 1 0 0 0 0 0 19 32 0.00 0.333	11.1 4.5 0.2 11 0 0 0 0 1 0 0 0 0 0 10 18 0.00 1.000	11.1 7.62 0.2 11 0 0 0 0 1 0 0 0 0 0 19 32 0.00 0.333	11.1 4.5 0.2 11 0 0 0 0 1 0 0 0 0 0 10 18 0.00 1.000

Texas Rangers @ Anaheim Angels
Edison International Field, Anaheim, CA
Tue Jun 26 2001, 10:05 PM EDT
Att: 17,250 - Sunny - 77 F

livebaseballscorecards.com

AB 43
R 8
H 10
RBI 8
BB 6
SO 8
LOB 17




Batter	1	2	3	4	5	6	7	8	9	10	11	AB	R	H	RBI	BB	SO	LOB	BOTTOM			
David Eckstein, R OBP: 0.388, SLG: 0.382	F7	P6			2B		G1-3			F7		5	0	1	0	0	0	2				
Adam Kennedy, L OBP: 0.361, SLG: 0.429	FC4-6 1B				BB			P4			G1-3	4	0	2	0	1	0	0				
Darin Erstad, L OBP: 0.351, SLG: 0.406	FC4-6 2B			P6			F7				K	5	1	0	0	0	2	4				
Troy Glaus, R OBP: 0.368, SLG: 0.535	2B			F8			G1-3			F8		5	0	1	1	0	0	3				
16 Garret Anderson, L OBP: 0.301, SLG: 0.413	F9			F7				F8 CS 2B		G6-4-3 1B		4	0	2	0	0	0	2				
Tim Salmon, R OBP: 0.385, SLG: 0.366							G6-3			G6-4-3		3	0	0	0	1	0	2				
Orlando Palmeiro, L OBP: 0.316, SLG: 0.345		FC3-6 1B					G4-3			K		4	0	0	0	0	1	2				
Jorge Fabregas, L OBP: 0.215, SLG: 0.267							G3					3	0	2	0	0	0	0				
Scott Spiezio, S OBP: 0.311, SLG: 0.387										P6		1	0	0	0	0	0	0				
Larry Barnes, L OBP: 0.179, SLG: 0.259											B3-4 1B	4	0	0	0	0	1	3				
Shawn Wooten, R OBP: 0.363, SLG: 0.552										G4-3		0	0	0	0	0	0	0				
Inning Stats	R: 1 E: 0 K: 0 S: 12	H: 2 LOB: 1 BB: 0 P: 19	R: 0 E: 0 K: 0 S: 11	H: 1 LOB: 2 BB: 1 P: 21	R: 0 E: 0 K: 0 S: 10	H: 1 LOB: 1 BB: 0 P: 17	R: 0 E: 0 K: 0 S: 7	H: 0 LOB: 0 BB: 0 P: 9	R: 0 E: 0 K: 1 S: 7	H: 1 LOB: 2 BB: 1 P: 16	R: 0 E: 0 K: 0 S: 6	H: 0 LOB: 0 BB: 0 P: 9	R: 0 E: 0 K: 0 S: 8	H: 0 LOB: 0 BB: 0 P: 12	R: 0 E: 0 K: 0 S: 9	H: 0 LOB: 0 BB: 0 P: 12	R: 0 E: 0 K: 1 S: 11	H: 0 LOB: 0 BB: 0 P: 17	1B: 5 2B: 4 3B: 0 HR: 0	SF: 0 SAC: 0 DP: 2 HBP: 0	WP: 0 PB: 0 SB: 0 CS: 1	PA: 40
PITCHER	IP ERA WLS BF H R ER SO BB IBB HBP BLK WP HR S P ERA WHIP	9.0 5.55 1.0 34 8 0 0 3 2 0 0 0 0 0 0 75 124 1.00 1.111	10.1 3.44 1.0 34 8 0 0 3 2 0 0 0 0 0 0 75 124 1.00 1.111	10.1 3.44 1.0 34 8 0 0 3 2 0 0 0 0 0 0 75 124 1.00 1.111	10.1 3.44 1.0 34 8 0 0 3 2 0 0 0 0 0 0 75 124 1.00 1.111	10.1 3.44 1.0 34 8 0 0 3 2 0 0 0 0 0 0 75 124 1.00 1.111	10.1 3.44 1.0 34 8 0 0 3 2 0 0 0 0 0 0 75 124 1.00 1.111	10.1 3.44 1.0 34 8 0 0 3 2 0 0 0 0 0 0 75 124 1.00 1.111	10.1 3.44 1.0 34 8 0 0 3 2 0 0 0 0 0 0 75 124 1.00 1.111	10.1 3.44 1.0 34 8 0 0 3 2 0 0 0 0 0 0 75 124 1.00 1.111	10.1 3.44 1.0 34 8 0 0 3 2 0 0 0 0 0 0 75 124 1.00 1.111	10.1 3.44 1.0 34 8 0 0 3 2 0 0 0 0 0 0 75 124 1.00 1.111	10.1 3.44 1.0 34 8 0 0 3 2 0 0 0 0 0 0 75 124 1.00 1.111	10.1 3.44 1.0 34 8 0 0 3 2 0 0 0 0 0 0 75 124 1.00 1.111	10.1 3.44 1.0 34 8 0 0 3 2 0 0 0 0 0 0 75 124 1.00 1.111	10.1 3.44 1.0 34 8 0 0 3 2 0 0 0 0 0 0 75 124 1.00 1.111	10.1 3.44 1.0 34 8 0 0 3 2 0 0 0 0 0 0 75 124 1.00 1.111	10.1 3.44 1.0 34 8 0 0 3 2 0 0 0 0 0 0 75 124 1.00 1.111	10.1 3.44 1.0 34 8 0 0 3 2 0 0 0 0 0 0 75 124 1.00 1.111	10.1 3.44 1.0 34 8 0 0 3 2 0 0 0 0 0 0 75 124 1.00 1.111	10.1 3.44 1.0 34 8 0 0 3 2 0 0 0 0 0 0 75 124 1.00 1.111	

Texas Rangers @ Anaheim Angels
Edison International Field, Anaheim, CA
Tue Jun 26 2001, 10:05 PM EDT
Att: 17,250 - Sunny - 77 F

livebaseballscorecards.com

AB 38
R 1
H 8
RBI 1
BB 2
SO 4
LOB 18



Batter	1	2	3	4	5	6	7	8	9	AB	R	H	RBI	BB	SO	LOB	TOP										
Bo Porter, R OBP: 0.338, SLG: 0.393 Ricky Ledee, L OBP: 0.263, SLG: 0.222	0-0 B3		4-2 E S 2B BB		3-3 K		1-3 K		1-0 FC4-6 1B	3	1	0	0	1	2	1											
Ivan Rodriguez, R OBP: 0.322, SLG: 0.538	0-1 S 1B		2-1 F9 1-H 1B 2B		2-0 F8		1-3 K		2-2 FC4-6 1-2	5	1	2	1	0	1	2											
Alex Rodriguez, R OBP: 0.409, SLG: 0.611	1-3 K		4-2 1B BB		0-2 1B				1-3 K	3	0	1	0	1	2	1											
Rafael Palmeiro, L OBP: 0.370, SLG: 0.530	3-2 G4-3		0-0 F9 2-3		2-1 G3				4-2 2B BB	3	0	0	0	1	0	4											
Ruben Sierra, S OBP: 0.325, SLG: 0.679		3-3 K	0-1 1-2 3-H 1B		0-0 F8				1-1 1-H 2B	4	0	2	1	0	1	0											
Andres Galarraga, R OBP: 0.303, SLG: 0.388	0-1 1B		0-0 F8		1-0 P4				4-2 FC6-4 BB	3	0	1	0	1	0	2											
Gabe Kapler, R OBP: 0.335, SLG: 0.453	0-0 F8			0-0 F8		2-3 K			0-1 FC6-4 1-2	4	0	0	0	0	1	3											
Scott Sheldon, R OBP: 0.340, SLG: 0.467 Mike Lamb, L OBP: 0.188, SLG: 0.161	3-1 P4			0-3 K					2-2 F7	3	0	1	0	0	1	1											
10 Michael Young, R OBP: 0.286, SLG: 0.298 Frank Catalanotto, L OBP: 0.376, SLG: 0.503			0-1 F7	1-2 G6-3					0-2 F7	2	0	0	0	0	0	0											
Inning Stats	R: 0 E: 0 K: 1 S: 10	H: 1 LOB: 1 BB: 0 P: 14	R: 0 E: 0 K: 1 S: 8	H: 1 LOB: 1 BB: 0 P: 14	R: 2 E: 0 K: 0 S: 14	H: 2 LOB: 2 BB: 2 P: 24	R: 0 E: 0 K: 1 S: 8	H: 0 LOB: 0 BB: 0 P: 9	R: 0 E: 0 K: 1 S: 10	H: 1 LOB: 1 BB: 0 P: 17	R: 0 E: 0 K: 1 S: 9	H: 1 LOB: 1 BB: 0 P: 11	R: 0 E: 0 K: 1 S: 14	H: 1 LOB: 2 BB: 2 P: 24	R: 0 E: 0 K: 0 S: 11	H: 1 LOB: 1 BB: 0 P: 16	1B: 6 2B: 2 3B: 0 HR: 0	SF: 0 SAC: 1 DP: 0 HBP: 0	WP: 0 PB: 0 SB: 2 CS: 0	PA: 38							
PITCHER	IP	WLS	BF	H	R	ER	SO	BB	IBB	HBP	BLK	WP	HR	S	P	ERA	WHIP										
Jarrod Washburn, L ERA: 3.86	(1, 1)	8.0	W	34	7	2	2	8	4	0	0	0	0	78	121	2.25	1.375										
Troy Percival, R ERA: 0.9	(9, 1)	1.0	S	4	1	0	0	0	0	0	0	0	0	11	16	0.00	1.000										

Texas Rangers @ Anaheim Angels
Edison International Field, Anaheim, CA
Wed Jun 27 2001, 10:05 PM EDT
Att: 17,302 - Sunny - 80 F

AB	33
R	2
H	8
RBI	2
BB	4
SO	8
LOB	14



Batter	1	2	3	4	5	6	7	8	9	AB	R	H	RBI	BB	SO	LOB	BOTTOM										
David Eckstein, R OBP: 0.385, SLG: 0.378	2-2 G1-3		0-2 L5		1-2 G5-3		0-0 1B	3-2 G4-3		5	0	1	0	0	0	1											
Adam Kennedy, L OBP: 0.359, SLG: 0.423	4-2 BB		0-0 F7		1-2 F7		2-1 G4-3			3	0	0	0	1	0	2											
Darin Erstad, L OBP: 0.350, SLG: 0.404	0-2 F7		1-2 P4			1-3 K		0-1 16 HR 1B		4	1	1	0	0	1	1											
Troy Glaus, R OBP: 0.369, SLG: 0.536	0-1 F8			1-2 2B		4-2 16 G5-3 BB		2-0 F7		3	0	1	0	1	0	2											
16 Garret Anderson, L OBP: 0.300, SLG: 0.421		1-0 G3		1-0 F8		1-1 G5-3		2-2 1-H HR		4	1	1	2	0	0	2											
Tim Salmon, R OBP: 0.367, SLG: 0.369		1-1 L4		4-2 BB		0-0 F8		3-2 1B 2B		3	1	1	0	1	0	1											
Shawn Wooten, R OBP: 0.362, SLG: 0.541 Orlando Palmeiro, L OBP: 0.323, SLG: 0.345 Larry Barnes, L OBP: 0.179, SLG: 0.259		4-1 PB BB		1-3 K				4-1 E SF9 BB		2	0	0	0	1	1	2											
Bengie Molina, R OBP: 0.343, SLG: 0.307		4-1 BB		0-3 K				0-0 E7 SF9 1B		3	0	2	1	1	1	2											
Benji Gil, R OBP: 0.366, SLG: 0.500 Scott Spiezio, S OBP: 0.310, SLG: 0.367		1-1 F3		1-2 G6-3				1-2 3-H		3	0	0	0	0	0	3											
Inning Stats	R: 0 E: 0 K: 0 S: 12	H: 0 LOB: 1 BB: 1 P: 18	R: 0 E: 0 K: 0 S: 7	H: 0 LOB: 2 BB: 2 P: 18	R: 0 E: 0 K: 0 S: 8	H: 0 LOB: 0 BB: 0 P: 9	R: 0 E: 0 K: 2 S: 12	H: 1 LOB: 2 BB: 1 P: 19	R: 0 E: 0 K: 1 S: 8	H: 0 LOB: 1 BB: 1 P: 14	R: 0 E: 0 K: 0 S: 8	H: 2 LOB: 2 BB: 0 P: 10	R: 4 E: 1 K: 0 S: 19	H: 4 LOB: 1 BB: 1 P: 35	1B: 4 2B: 2 3B: 0 HR: 1	SF: 1 SAC: 0 DP: 0 HBP: 0	WP: 0 PB: 1 SB: 0 CS: 0	PA: 37									
PITCHER	IP	WLS	BF	H	R	ER	SO	BB	IBB	HBP	BLK	WP	HR	S	P	ERA	WHIP										
Doug Davis, L ERA: 4.94	(1, 1)	7.1	L	33	6	3	3	3	5	0	0	0	0	74	117	3.68	1.500										
Pat Mahomes, R ERA: 7.06	(8, 1)	0.2		4	1	1	0	0	1	0	0	0	0	9	18	0.00	3.000										

Texas Rangers @ Anaheim Angels
Edison International Field, Anaheim, CA
Wed Jun 27 2001, 10:05 PM EDT
Att: 17,302 - Sunny - 80 F

AB	30
R	4
H	7
RBI	4
BB	6
SO	3
LOB	16



Batter	1	2	3	4	5	6	7	8	9	AB	R	H	RBI	BB	SO	LOB	TOP				
Frank Catalanotto, L (1.7) OBP: 0.367, SLG: 0.489										5	0	0	0	0	1	3					
Ivan Rodriguez, R (1.2) OBP: 0.320, SLG: 0.532										5	1	1	1	0	0	2					
Alex Rodriguez, R (1.6) OBP: 0.406, SLG: 0.608										5	1	1	1	0	0	1					
Rafael Palmeiro, L (1.3) OBP: 0.371, SLG: 0.532											5	1	2	1	0	0					
Ruben Sierra, S (1.10) OBP: 0.328, SLG: 0.667											5	1	2	0	0	2					
Gabe Kapler, R (1.8) OBP: 0.342, SLG: 0.456										3	0	2	0	0	0	0					
Ricky Ledee, L (1.9) OBP: 0.262, SLG: 0.231										3	1	1	2	0	0	4					
Mike Lamb, L (1.5) OBP: 0.250, SLG: 0.257										4	1	3	1	0	1	1					
10 Michael Young, R (1.4) OBP: 0.265, SLG: 0.287										3	0	0	0	1	0	4					
Inning Stats	R: 0 E: 0 K: 1 S: 7	H: 0 LOB: 0 BB: 0 P: 12	R: 1 E: 0 K: 1 S: 15	H: 3 LOB: 2 BB: 0 P: 25	R: 0 E: 0 K: 0 S: 9	H: 0 LOB: 0 BB: 0 P: 14	R: 1 E: 0 K: 1 S: 14	H: 2 LOB: 1 BB: 0 P: 19	R: 0 E: 0 K: 0 S: 7	H: 0 LOB: 1 BB: 1 P: 11	R: 0 E: 0 K: 1 S: 9	H: 0 LOB: 0 BB: 0 P: 16	R: 4 E: 0 K: 0 S: 19	H: 6 LOB: 3 BB: 0 P: 31	R: 0 E: 0 K: 0 S: 7	H: 1 LOB: 1 BB: 0 P: 9	R: 0 E: 0 K: 0 S: 12	H: 0 LOB: 0 BB: 0 P: 17	1B: 9 2B: 3 3B: 0 HR: 0	SF: 1 SAC: 0 DP: 0 HBP: 1	WP: 2 PA: 41 PB: 0 SB: 0 CS: 0
PITCHER	IP WLS BF H R ER SO BB IBB HBP BLK WP HR S P ERA WHIP	IP WLS BF H R ER SO BB IBB HBP BLK WP HR S P ERA WHIP	IP WLS BF H R ER SO BB IBB HBP BLK WP HR S P ERA WHIP	IP WLS BF H R ER SO BB IBB HBP BLK WP HR S P ERA WHIP	IP WLS BF H R ER SO BB IBB HBP BLK WP HR S P ERA WHIP	IP WLS BF H R ER SO BB IBB HBP BLK WP HR S P ERA WHIP	IP WLS BF H R ER SO BB IBB HBP BLK WP HR S P ERA WHIP	IP WLS BF H R ER SO BB IBB HBP BLK WP HR S P ERA WHIP	IP WLS BF H R ER SO BB IBB HBP BLK WP HR S P ERA WHIP	IP WLS BF H R ER SO BB IBB HBP BLK WP HR S P ERA WHIP	IP WLS BF H R ER SO BB IBB HBP BLK WP HR S P ERA WHIP	IP WLS BF H R ER SO BB IBB HBP BLK WP HR S P ERA WHIP	IP WLS BF H R ER SO BB IBB HBP BLK WP HR S P ERA WHIP	IP WLS BF H R ER SO BB IBB HBP BLK WP HR S P ERA WHIP	IP WLS BF H R ER SO BB IBB HBP BLK WP HR S P ERA WHIP	IP WLS BF H R ER SO BB IBB HBP BLK WP HR S P ERA WHIP	IP WLS BF H R ER SO BB IBB HBP BLK WP HR S P ERA WHIP	IP WLS BF H R ER SO BB IBB HBP BLK WP HR S P ERA WHIP	IP WLS BF H R ER SO BB IBB HBP BLK WP HR S P ERA WHIP	IP WLS BF H R ER SO BB IBB HBP BLK WP HR S P ERA WHIP	IP WLS BF H R ER SO BB IBB HBP BLK WP HR S P ERA WHIP
Pat Rapp, R (1.1) ERA: 4.45	6.1	L	27	7	4	4	4	1	0	0	0	1	0	67	105	5.68	1.263				
47 Mark Lukasiewicz, L (7.1) ERA: 7.43	0.1		1	0	0	0	0	0	0	0	0	0	0	3	5	0.00	0.000				
Ben Weber, R (7.1) ERA: 3.16	0.0		3	3	2	2	0	0	0	0	0	0	0	7	12	∞	∞				
62 Scot Shields, R (7.1) ERA:	2.1		10	2	0	0	0	0	0	1	0	1	0	22	32	0.00	0.857				

Texas Rangers @ Anaheim Angels
Edison International Field, Anaheim, CA
Thu Jun 28 2001, 10:05 PM EDT
Att: 17,951 - Sunny - 77 F

AB 38
R 6
H 12
RBI 6
BB 1
SO 4
LOB 16

Batter	1	2	3	4	5	6	7	8	9	AB	R	H	RBI	BB	SO	LOB	BOTTOM				
David Eckstein, R (1.10) OBP: 0.382, SLG: 0.373										4	0	0	0	1	1	2					
Adam Kennedy, L (1.4) OBP: 0.354, SLG: 0.422										3	0	1	0	1	0	0					
Darin Erstad, L (1.8) OBP: 0.349, SLG: 0.400										3	0	0	0	1	1	5					
Troy Glaus, R (1.5) OBP: 0.371, SLG: 0.534										3	1	1	0	1	0	2					
16 Garret Anderson, L (1.7) OBP: 0.300, SLG: 0.428										4	1	1	2	0	1	3					
Tim Salmon, R (1.9) OBP: 0.366, SLG: 0.365										3	0	0	0	1	2	1					
Scott Spiezio, S (1.3) OBP: 0.303, SLG: 0.359										4	0	0	0	0	0	1					
Shawn Wooten, R (1.2) OBP: 0.367, SLG: 0.569										4	1	2	1	0	1	0					
Benji Gil, R (1.6) OBP: 0.366, SLG: 0.496										3	0	1	0	0	0	0					
Orlando Palmeiro, L (9. PH) OBP: 0.320, SLG: 0.341										1	0	0	0	0	0	0					
Inning Stats	R: 0 E: 0 K: 1 S: 11	H: 0 LOB: 2 BB: 2 P: 24	R: 0 E: 0 K: 0 S: 3	H: 0 LOB: 0 BB: 1 P: 9	R: 0 E: 0 K: 0 S: 6	H: 0 LOB: 0 BB: 0 P: 9	R: 0 E: 0 K: 0 S: 7	H: 0 LOB: 1 BB: 1 P: 14	R: 1 E: 0 K: 0 S: 8	H: 2 LOB: 2 BB: 1 P: 14	R: 0 E: 0 K: 1 S: 7	H: 0 LOB: 0 BB: 0 P: 11	R: 0 E: 0 K: 1 S: 13	H: 2 LOB: 3 BB: 0 P: 19	R: 2 E: 0 K: 2 S: 11	H: 2 LOB: 0 BB: 0 P: 17	R: 0 E: 0 K: 1 S: 8	H: 0 LOB: 0 BB: 0 P: 12	1B: 4 2B: 0 3B: 0 HR: 2	SF: 0 SAC: 0 DP: 1 HBP: 1	WP: 0 PA: 38 PB: 0 SB: 0 CS: 0
PITCHER	IP WLS BF H R ER SO BB IBB HBP BLK WP HR S P ERA WHIP	IP WLS BF H R ER SO BB IBB HBP BLK WP HR S P ERA WHIP	IP WLS BF H R ER SO BB IBB HBP BLK WP HR S P ERA WHIP	IP WLS BF H R ER SO BB IBB HBP BLK WP HR S P ERA WHIP	IP WLS BF H R ER SO BB IBB HBP BLK WP HR S P ERA WHIP	IP WLS BF H R ER SO BB IBB HBP BLK WP HR S P ERA WHIP	IP WLS BF H R ER SO BB IBB HBP BLK WP HR S P ERA WHIP	IP WLS BF H R ER SO BB IBB HBP BLK WP HR S P ERA WHIP	IP WLS BF H R ER SO BB IBB HBP BLK WP HR S P ERA WHIP	IP WLS BF H R ER SO BB IBB HBP BLK WP HR S P ERA WHIP	IP WLS BF H R ER SO BB IBB HBP BLK WP HR S P ERA WHIP	IP WLS BF H R ER SO BB IBB HBP BLK WP HR S P ERA WHIP	IP WLS BF H R ER SO BB IBB HBP BLK WP HR S P ERA WHIP	IP WLS BF H R ER SO BB IBB HBP BLK WP HR S P ERA WHIP	IP WLS BF H R ER SO BB IBB HBP BLK WP HR S P ERA WHIP	IP WLS BF H R ER SO BB IBB HBP BLK WP HR S P ERA WHIP	IP WLS BF H R ER SO BB IBB HBP BLK WP HR S P ERA WHIP	IP WLS BF H R ER SO BB IBB HBP BLK WP HR S P ERA WHIP	IP WLS BF H R ER SO BB IBB HBP BLK WP HR S P ERA WHIP	IP WLS BF H R ER SO BB IBB HBP BLK WP HR S P ERA WHIP	IP WLS BF H R ER SO BB IBB HBP BLK WP HR S P ERA WHIP
Darren Oliver, L (1.1) ERA: 5.64	7.0	W	30	4	1	1	3	5	0	1	55	100	1.29	1.286							
J.D. Smart, R (8.1) ERA: 6.09	1.0		5	2	2	2	2	0	0	0	1	11	17	18.00	2.000						
59 Jeff Zimmerman, R (9.1) ERA: 3.35	1.0	S	3	0	0	0	1	0	0	0	0	8	12	0.00	0.000						

Texas Rangers @ Anaheim Angels
Edison International Field, Anaheim, CA
Thu Jun 28 2001, 10:05 PM EDT
Att: 17,951 - Sunny - 77 F

AB 32
R 3
H 6
RBI 3
BB 5
SO 6
LOB 14

Batter	1	2	3	4	5	6	7	8	9	AB	R	H	RBI	BB	SO	LOB	TOP					
51 Ichiro Suzuki, L OBP: 0.377, SLG: 0.457			FC6-4 2B		G3			K		5	2	2	1	0	1	2						
Carlos Guillen, S OBP: 0.314, SLG: 0.339			K		P6			G6-3		5	1	1	2	0	2	4						
Edgar Martinez, R OBP: 0.437, SLG: 0.537	FC6-4 1B	SH1-3 1B				F8		L5		5	1	2	1	0	1	0						
John Olerud, L OBP: 0.430, SLG: 0.493	SH1-3 1-2		FC4-6 1B			FC5-4 1B		K		4	0	2	0	0	2	1						
Bret Boone, R OBP: 0.361, SLG: 0.582		FC4-6 HR				K		K2-3		5	1	1	0	0	2	2						
Mike Cameron, R OBP: 0.355, SLG: 0.514	FC6-4 1B	HR				K		G5-3		5	2	1	2	0	2	3						
David Bell, R OBP: 0.298, SLG: 0.391	1B	BB			F8			G1		2	1	0	0	2	0	0						
Dan Wilson, R OBP: 0.330, SLG: 0.395	1B		F7			51 G3 SH5-3 BB		K		3	1	1	2	1	1	1						
Stan Javier, S OBP: 0.340, SLG: 0.312						SH5-3				3	0	2	1	0	1	0						
Charles Gipson, R OBP: 0.292, SLG: 0.238								K		0	0	0	0	0	0	0						
Inning Stats	R: 6 E: 0 K: 1 S: 20	H: 7 LOB: 2 BB: 1 P: 31	R: 2 E: 0 K: 1 S: 9	H: 2 LOB: 1 BB: 1 P: 16	R: 1 E: 0 K: 2 S: 16	H: 2 LOB: 1 BB: 0 P: 23	R: 0 E: 0 K: 2 S: 8	H: 0 LOB: 0 BB: 0 P: 13	R: 0 E: 0 K: 0 S: 7	H: 1 LOB: 1 BB: 0 P: 17	R: 0 E: 0 K: 1 S: 11	H: 0 LOB: 0 BB: 0 P: 14	R: 0 E: 0 K: 1 S: 9	H: 0 LOB: 0 BB: 0 P: 14	R: 0 E: 0 K: 2 S: 10	H: 0 LOB: 0 BB: 0 P: 16	1B: 9 2B: 1 3B: 0 HR: 2	SF: 0 SAC: 1 DP: 0 HBP: 0	WP: 0 PB: 0 SB: 3 CS: 0	PA: 42		
PITCHER	IP	WLS	BF	H	R	ER	SO	BB	IBB	HBP	BLK	WP	HR	S	P	ERA	WHIP					
Scott Schoeneweis, L ERA: 5.16	(1, 1)	2.2	L	21	11	9	9	3	2	0	0	0	0	2	42	64	30.38	4.875				
Lou Pote, R ERA: 4.02	(3, 1)	4.1		15	1	0	0	6	1	0	0	0	0	0	39	62	0.00	0.462				
Mark Lukasiewicz, L ERA: 6.75	(8, 1)	1.1		4	0	0	0	2	0	0	0	0	0	0	12	18	0.00	0.000				
62 Scot Shields, R ERA:	(9, 1)	0.2		2	0	0	0	1	0	0	0	0	0	0	7	12	0.00	0.000				

Seattle Mariners @ Anaheim Angels
Edison International Field, Anaheim, CA
Fri Jun 29 2001, 10:05 PM EDT
Att: 40,822 - Sunny - 79 F

AB	37
R	9
H	12
RBI	9
BB	3
SO	12
LOB	13



Batter	1	2	3	4	5	6	7	8	9	AB	R	H	RBI	BB	SO	LOB	BOTTOM					
David Eckstein, R OBP: 0.380, SLG: 0.371	1B	F8		G1-3				K		4	1	1	0	0	1	0						
Adam Kennedy, L OBP: 0.382, SLG: 0.419	F7		G5-3 HR		G1-3			K		4	1	1	0	0	1	1						
Darin Erstad, L OBP: 0.348, SLG: 0.398	1B		G5-3		G1-3			K		4	1	1	0	0	1	1						
Troy Glaus, R OBP: 0.370, SLG: 0.541	K		HR		F7			F9		4	1	1	2	0	1	2						
16 Garret Anderson, L OBP: 0.299, SLG: 0.426	1B		F5			G6-3		K		4	0	1	1	0	1	0						
Shawn Wooten, R OBP: 0.372, SLG: 0.575	1B		F7			K		F9 2B		4	0	2	1	0	1	0						
Tim Salmon, R OBP: 0.364, SLG: 0.363	F7			G5-4-3 1B		K		K		4	0	1	0	0	1	3						
Bengie Molina, R OBP: 0.330, SLG: 0.293			K		G5-4-3			K		4	0	0	0	0	3	2						
Benji Gil, R OBP: 0.365, SLG: 0.515		F9		HR		K		K		3	1	1	1	0	1	0						
Inning Stats	R: 2 E: 0 K: 1 S: 17	H: 4 LOB: 2 BB: 0 P: 25	R: 0 E: 0 K: 1 S: 7	H: 0 LOB: 0 BB: 0 P: 9	R: 2 E: 0 K: 0 S: 12	H: 2 LOB: 0 BB: 0 P: 20	R: 1 E: 0 K: 0 S: 9	H: 2 LOB: 0 BB: 0 P: 18	R: 0 E: 0 K: 2 S: 10	H: 0 LOB: 0 BB: 0 P: 15	R: 0 E: 0 K: 2 S: 8	H: 0 LOB: 0 BB: 0 P: 10	R: 0 E: 0 K: 3 S: 9	H: 0 LOB: 0 BB: 0 P: 16	R: 0 E: 0 K: 2 S: 9	H: 1 LOB: 1 BB: 0 P: 11	R: 0 E: 0 K: 2 S: 10	H: 0 LOB: 1 BB: 0 P: 12	1B: 6 2B: 1 3B: 0 HR: 2	SF: 0 SAC: 0 DP: 1 HBP: 0	WP: 0 PB: 0 SB: 0 CS: 0	PA: 35
PITCHER	IP	WLS	BF	H	R	ER	SO	BB	IBB	HBP	BLK	WP	HR	S	P	ERA	WHIP					
Jamie Moyer, L ERA: 4.58	(1, 1)	5.0	W	22	8	5	5	2	0	0	0	0	0	0	17	26	0.00	0.000				
Jeff Nelson, R ERA: 2.14	(6, 1)	2.0		6	0	0	0	5	0	0	0	0	0	0	17	26	0.00	0.000				
Arthur Rhodes, L ERA: 2.02	(8, 1)	1.0		3	0	0	0	2	0	0	0	0	0	9	11	0.00	0.000					
Kazuhiro Sasaki, R ERA: 3.28	(9, 1)	1.0		4	1	0	0	2	0	0	0	0	0	10	12	0.00	1.000					

Seattle Mariners @ Anaheim Angels
Edison International Field, Anaheim, CA
Fri Jun 29 2001, 10:05 PM EDT
Att: 40,822 - Sunny - 79 F

AB	35
R	5
H	9
RBI	5
BB	0
SO	11
LOB	9



Batter	1	2	3	4	5	6	7	8	9	AB	R	H	RBI	BB	SO	LOB	TOP			
51 Ichiro Suzuki, L (1, 9) OBP: 0.377, SLG: 0.459	L4		F8 2B		F7		G3		G4-6-3 1B	5	0	2	0	0	0	0	Seattle Mariners @ Anaheim Angels Edison International Field, Anaheim, CA Sat Jun 30 2001, 3:15 PM EDT Att: 27,784 - Sunny - 80 F			
Mark McLemore, S (1, 6) OBP: 0.389, SLG: 0.429	G4-3		F8		1B 2B		HBP BB		G4-6-3 1-2	4	2	1	0	1	0	2				
Edgar Martinez, R (1, 10) OBP: 0.438, SLG: 0.535	K		G3		WP 1B					3	0	1	1	0	1	1				
John Olerud, L (1, 3) OBP: 0.428, SLG: 0.487				L4	L3		E4			3	0	0	0	1	0	2				
Bret Boone, R (1, 4) OBP: 0.363, SLG: 0.588		1B BB			G6-3					4	1	2	0	0	1	3				
Mike Cameron, R (1, 8) OBP: 0.356, SLG: 0.521		1B								4	1	2	1	0	2	2				
Al Martin, L (1, 7) Charles Gipson, R (8, 7) OBP: 0.292, SLG: 0.238		K								4	0	1	1	0	2	3				
Tom Lampkin, L (1, 2) OBP: 0.321, SLG: 0.371		G5-3								4	1	1	1	0	0	3				
David Bell, R (1, 5) OBP: 0.293, SLG: 0.385				F7	FC6-4					4	0	0	0	0	0	1				
Inning Stats	R: 0 E: 0 K: 1 S: 6	H: 0 LOB: 0 BB: 0 P: 8	R: 0 E: 0 K: 2 S: 15	H: 1 LOB: 2 BB: 1 P: 24	R: 0 E: 0 K: 0 S: 7	H: 1 LOB: 1 BB: 0 P: 11	R: 2 E: 0 K: 0 S: 10	H: 3 LOB: 1 BB: 0 P: 15	R: 1 E: 0 K: 2 S: 10	H: 2 LOB: 0 BB: 0 P: 16	R: 1 E: 1 K: 1 S: 10	H: 0 LOB: 1 BB: 1 P: 21	R: 0 E: 0 K: 0 S: 8	H: 1 LOB: 0 BB: 0 P: 12	R: 0 E: 0 K: 0 S: 4	H: 1 LOB: 0 BB: 0 P: 6	1B: 5 2B: 3 3B: 2 HR: 1	SF: 0 SAC: 0 DP: 2 HBP: 1	WP: 1 PB: 0 SB: 0 CS: 2	PA: 38
PITCHER	IP WLS BF H R ER SO	IP WLS BF H R ER SO	IP WLS BF H R ER SO	IP WLS BF H R ER SO	IP WLS BF H R ER SO	IP WLS BF H R ER SO	IP WLS BF H R ER SO	IP WLS BF H R ER SO	IP WLS BF H R ER SO	IP WLS BF H R ER SO	IP WLS BF H R ER SO	IP WLS BF H R ER SO	IP WLS BF H R ER SO	IP WLS BF H R ER SO	IP WLS BF H R ER SO	IP WLS BF H R ER SO	ERA WHIP	ERA WHIP		
Ramon Ortiz, R (1, 1) ERA: 4.14	6.1	L	30	8	5	4	5	2	0	1	0	0	1	1	58	93	5.68	1.579		
Mike Holtz, L (7, 1) ERA: 3.72	0.0		1	0	0	0	0	0	0	0	0	0	0	0	4	5	∞	∞		
Al Levine, R (7, 1) ERA: 2.4	1.2		4	1	0	0	1	0	0	0	0	0	0	12	19	0.00	0.600			
Shigetoshi Hasegawa, R (9, 1) ERA: 4.57	1.0		3	1	0	0	0	0	0	0	0	0	0	4	6	0.00	1.000			

AB	35
R	5
H	10
RBI	4
BB	2
SO	6
LOB	17



Batter	1	2	3	4	5	6	7	8	9	AB	R	H	RBI	BB	SO	LOB	BOTTOM			
David Eckstein, R (1, 6) OBP: 0.374, SLG: 0.364	P3		G6-3		F3		K		F9	5	0	0	0	0	1	0	Seattle Mariners @ Anaheim Angels Edison International Field, Anaheim, CA Sat Jun 30 2001, 3:15 PM EDT Att: 27,784 - Sunny - 80 F			
Adam Kennedy, L (1, 4) OBP: 0.359, SLG: 0.418	F7		F7		F7		E3 1B			5	0	1	0	0	0	0				
Darin Erstad, L (1, 8) OBP: 0.351, SLG: 0.401		1B			G6-3					5	1	3	0	0	0	1				
Troy Glaus, R (1, 5) OBP: 0.368, SLG: 0.547		K								4	1	1	2	0	1	3				
16 Garret Anderson, L (1, 10) OBP: 0.301, SLG: 0.427					F8					4	0	2	0	0	1	0				
Tim Salmon, R (1, 9) OBP: 0.363, SLG: 0.361		K								4	0	1	0	0	1	1				
Orlando Palmeiro, L (1, 7) OBP: 0.327, SLG: 0.370										4	1	2	0	0	2	3				
Jorge Fabregas, L (1, 2) OBP: 0.227, SLG: 0.272										2	0	1	1	1	0	1				
Larry Barnes, L (1, 3) OBP: 0.156, SLG: 0.226										4	0	0	0	0	0	5				
Inning Stats	R: 0 E: 0 K: 1 S: 14	H: 1 LOB: 1 BB: 0 P: 22	R: 0 E: 0 K: 2 S: 12	H: 2 LOB: 2 BB: 0 P: 14	R: 2 E: 0 K: 0 S: 12	H: 2 LOB: 0 BB: 0 P: 20	R: 1 E: 0 K: 0 S: 10	H: 1 LOB: 0 BB: 0 P: 12	R: 0 E: 0 K: 1 S: 5	H: 2 LOB: 3 BB: 1 P: 9	R: 0 E: 1 K: 1 S: 13	H: 1 LOB: 1 BB: 0 P: 18	R: 0 E: 0 K: 1 S: 11	H: 1 LOB: 1 BB: 0 P: 14	R: 0 E: 0 K: 0 S: 8	H: 1 LOB: 1 BB: 0 P: 9	1B: 8 2B: 1 3B: 1 HR: 1	SF: 1 SAC: 0 DP: 1 HBP: 0	WP: 0 PB: 0 SB: 1 CS: 0	PA: 39
PITCHER	IP WLS BF H R ER SO	IP WLS BF H R ER SO	IP WLS BF H R ER SO	IP WLS BF H R ER SO	IP WLS BF H R ER SO	IP WLS BF H R ER SO	IP WLS BF H R ER SO	IP WLS BF H R ER SO	IP WLS BF H R ER SO	IP WLS BF H R ER SO	IP WLS BF H R ER SO	IP WLS BF H R ER SO	IP WLS BF H R ER SO	IP WLS BF H R ER SO	IP WLS BF H R ER SO	IP WLS BF H R ER SO	ERA WHIP	ERA WHIP		
Denny Stark, R (1, 1) ERA: 4.76	5.2	W	26	8	3	3	4	1	0	0	0	0	0	0	25	33	0.00	0.857		
Jose Paniagua, R (6, 1) ERA: 4.1	2.1	H	9	2	0	0	2	0	0	0	0	0	0	8	9	0.00	1.000			
Kazuhiro Sasaki, R (9, 1) ERA: 3.19	1.0	S	4	1	0	0	0	0	0	0	0	0	0	0	0	0	0.00	1.000		

AB	37
R	3
H	11
RBI	3
BB	1
SO	6
LOB	14



Batter	1	2	3	4	5	6	7	8	9	AB	R	H	RBI	BB	SO	LOB	TOP										
51 Ichiro Suzuki, L (1, 9) OBP: 0.375, SLG: 0.454	F8		G4-3		F9		FC5-2	FC6		4	0	0	0	1	0	3											
Mark McLemore, S (1, 5) (3, 6) OBP: 0.384, SLG: 0.423	K		E4		K		BB	K		5	1	1	0	0	3	0											
Edgar Martinez, R (1, 10) OBP: 0.440, SLG: 0.538	S		K		BB		BB	G6-3		4	1	2	0	1	1	1											
John Olerud, L (1, 3) OBP: 0.427, SLG: 0.484	BB		G5-3		HR		FC5-2	P3		4	1	1	1	1	0	3											
Bret Boone, R (1, 4) OBP: 0.364, SLG: 0.595	F9				CS		F9			3	1	1	2	1	0	4											
Mike Cameron, R (1, 8) OBP: 0.355, SLG: 0.515			K		BB		HR			3	0	0	0	1	3	1											
Al Martin, L (1, 7) Charles Gipson, R (8, 7) OBP: 0.292, SLG: 0.238			K		K		WP	51 FC6		3	0	1	0	1	2	0											
Carlos Guillen, S (1, 6) David Bell, R (3, 5) OBP: 0.230, SLG: 0.380	F9						P3	F8		1	0	0	0	0	0	0											
Dan Wilson, R (1, 2) OBP: 0.328, SLG: 0.392			51 G4-3		K		K	F9		4	1	1	0	0	2	2											
Inning Stats	R: 0 H: 1 E: 0 K: 1 S: 12	H: 1 LOB: 2 BB: 1 P: 23	R: 0 H: 0 E: 0 K: 2 S: 14	H: 0 LOB: 0 BB: 0 P: 17	R: 1 H: 1 E: 1 K: 1 S: 13	H: 1 LOB: 1 BB: 0 P: 18	R: 0 H: 0 E: 0 K: 2 S: 8	H: 0 LOB: 0 BB: 0 P: 14	R: 0 H: 0 E: 0 K: 2 S: 8	H: 0 LOB: 0 BB: 0 P: 13	R: 3 H: 4 E: 0 K: 2 S: 16	H: 4 LOB: 1 BB: 0 P: 28	R: 1 H: 1 E: 2 K: 1 S: 11	H: 1 LOB: 2 BB: 2 P: 24	R: 0 H: 0 E: 0 K: 0 S: 12	H: 0 LOB: 2 BB: 2 P: 22	R: 0 H: 0 E: 0 K: 1 S: 9	H: 0 LOB: 0 BB: 0 P: 15	1B: 5 2B: 1 3B: 0 HR: 1	SF: 0 SAC: 0 DP: 0 HBP: 0	WP: 1 PB: 0 SB: 1 CS: 1	PA: 40					
PITCHER	IP	WLS	BF	H	R	ER	SO	BB	IBB	HBP	BLK	WP	HR	S	P	ERA	WHIP										
Matt Wise, R (1, 1) ERA: 5.01	5.1	L	23	5	4	3	9	2	0	0	0	0	1	65	99	5.06	1.312										
62 Scott Shields, R (6, 1) ERA:	1.2		11	2	1	0	2	4	0	0	0	1	0	23	52	0.00	3.600										
Lou Pote, R (8, 1) ERA: 3.83	2.0		6	0	0	0	1	0	0	0	0	0	0	15	23	0.00	0.000										

Seattle Mariners @ Anaheim Angels
Edison International Field, Anaheim, CA
Sun Jul 01 2001, 8:05 PM EDT
Att: 28,887 - Sunny - 78 F

AB 34
R 5
H 7
RBI 3
BB 6
SO 12
LOB 17



Batter	1	2	3	4	5	6	7	8	9	AB	R	H	RBI	BB	SO	LOB	BOTTOM										
David Eckstein, R (1, 6) OBP: 0.368, SLG: 0.358	F9		G6-3		G5-3		F9		F8	5	0	0	0	0	0	2											
Adam Kennedy, L (1, 4) OBP: 0.365, SLG: 0.424	BB		G5-3		BB		P6			4	0	3	0	0	0	0											
Darin Erstad, L (1, 8) OBP: 0.350, SLG: 0.397	K		G5-3		F8		G4-3			3	0	0	0	1	1	2											
Troy Glaus, R (1, 5) OBP: 0.367, SLG: 0.543	K		G5-3		BB		F7			4	0	1	0	0	1	3											
16 Garret Anderson, L (1, 7) OBP: 0.301, SLG: 0.425			G4-3		G4-3		P3			4	0	1	0	0	0	4											
Scott Spiezio, S (1, 10) OBP: 0.302, SLG: 0.353	E1		G4-3		BB		P6		F2	3	0	0	0	1	0	1											
Orlando Palmeiro, L (1, 9) OBP: 0.327, SLG: 0.368	G4-3		G4-3		SH5-3		G6-3		BB	3	0	1	0	0	0	2											
Bengie Molina, R (1, 2) OBP: 0.336, SLG: 0.302	FC1-5-2-6		G4-3		SH5-3		G6-3		BB	4	0	2	0	0	0	2											
Larry Barnes, L (1, 3) OBP: 0.139, SLG: 0.200	P6		G1-4-3		G6-3		G6-3		F7	4	0	0	0	0	0	6											
Inning Stats	R: 0 H: 1 E: 0 K: 2 S: 10	H: 1 LOB: 1 BB: 0 P: 15	R: 0 H: 1 E: 1 K: 0 S: 5	H: 1 LOB: 2 BB: 0 P: 7	R: 0 H: 1 E: 0 K: 0 S: 15	H: 1 LOB: 1 BB: 1 P: 20	R: 0 H: 1 E: 0 K: 0 S: 8	H: 1 LOB: 1 BB: 1 P: 12	R: 0 H: 2 E: 0 K: 0 S: 7	H: 2 LOB: 0 BB: 0 P: 11	R: 0 H: 0 E: 0 K: 0 S: 5	H: 0 LOB: 0 BB: 0 P: 6	R: 0 H: 0 E: 0 K: 0 S: 7	H: 0 LOB: 0 BB: 0 P: 11	R: 0 H: 0 E: 0 K: 0 S: 8	H: 0 LOB: 0 BB: 0 P: 13	R: 0 H: 2 E: 0 K: 0 S: 12	H: 2 LOB: 2 BB: 0 P: 17	1B: 8 2B: 0 3B: 0 HR: 0	SF: 0 SAC: 1 DP: 1 HBP: 0	WP: 0 PB: 0 SB: 0 CS: 0	PA: 37					
PITCHER	IP	WLS	BF	H	R	ER	SO	BB	IBB	HBP	BLK	WP	HR	S	P	ERA	WHIP										
Freddy Garcia, R (1, 1) ERA: 3.43	9.0	W	37	8	0	0	2	2	0	0	0	0	0	77	112	0.00	1.111										

Seattle Mariners @ Anaheim Angels
Edison International Field, Anaheim, CA
Sun Jul 01 2001, 8:05 PM EDT
Att: 28,887 - Sunny - 78 F

AB 34
R 0
H 8
RBI 0
BB 2
SO 2
LOB 22



Batter	1	2	3	4	5	6	7	8	9	10	11	12	AB	R	H	RBI	BB	SO	LOB	TOP
David Eckstein, R OBP: 0.363, SLG: 0.352	G1-3		G5-3			K			K		P4		5	0	0	0	0	2	0	
Adam Kennedy, L OBP: 0.366, SLG: 0.423	K								F9		F7		5	0	2	0	0	1	0	
Darin Erstad, L OBP: 0.348, SLG: 0.394			PO						G6-3		G1-3		5	0	1	0	0	0	1	
Troy Glaus, R OBP: 0.362, SLG: 0.534	F8								K				5	0	0	0	0	3	1	
16 Garret Anderson, L OBP: 0.297, SLG: 0.418			G3						G4-3		K		5	0	0	0	0	1	0	
Shawn Wooten, R OBP: 0.369, SLG: 0.564			F7						F3				4	0	1	0	0	1	0	
Jeff DaVanon, S OBP: 0.179, SLG: 0.259											1B		0	0	0	0	0	0	0	
Orilando Palmeiro, L OBP: 0.333, SLG: 0.374									G6-3				4	0	2	0	0	0	0	
Benjie Molina, R OBP: 0.324, SLG: 0.290			G1-3						G2-3		K		4	0	0	0	0	1	3	
Larry Barnes, L OBP: 0.128, SLG: 0.184													3	0	0	0	0	1	0	
Benji Gil, R OBP: 0.362, SLG: 0.511			P6						G3-1				1	0	0	0	0	0	0	
Inning Stats	R: 0 E: 0 K: 1 S: 12	H: 1 LOB: 1 BB: 0 P: 18	R: 0 E: 0 K: 1 S: 10	H: 1 LOB: 1 BB: 0 P: 14	R: 0 E: 0 K: 0 S: 7	H: 1 LOB: 0 BB: 0 P: 11	R: 0 E: 0 K: 1 S: 7	H: 0 LOB: 0 BB: 0 P: 11	R: 0 E: 0 K: 1 S: 14	H: 1 LOB: 1 BB: 0 P: 17	R: 0 E: 0 K: 1 S: 9	H: 0 LOB: 0 BB: 0 P: 14	R: 0 E: 0 K: 1 S: 10	H: 2 LOB: 2 BB: 0 P: 16	R: 0 E: 0 K: 0 S: 6	H: 0 LOB: 0 BB: 0 P: 10	1B: 6 2B: 0 3B: 0 HR: 0	SF: 0 SAC: 0 DP: 0 HBP: 0	WP: 0 PB: 0 SB: 1 CS: 0	PA: 42
PITCHER	IP WLS BF H R ER SO BB IBB HBP BLK WP HR S P ERA WHIP	IP WLS BF H R ER SO BB IBB HBP BLK WP HR S P ERA WHIP	IP WLS BF H R ER SO BB IBB HBP BLK WP HR S P ERA WHIP	IP WLS BF H R ER SO BB IBB HBP BLK WP HR S P ERA WHIP	IP WLS BF H R ER SO BB IBB HBP BLK WP HR S P ERA WHIP	IP WLS BF H R ER SO BB IBB HBP BLK WP HR S P ERA WHIP	IP WLS BF H R ER SO BB IBB HBP BLK WP HR S P ERA WHIP	IP WLS BF H R ER SO BB IBB HBP BLK WP HR S P ERA WHIP	IP WLS BF H R ER SO BB IBB HBP BLK WP HR S P ERA WHIP	IP WLS BF H R ER SO BB IBB HBP BLK WP HR S P ERA WHIP	IP WLS BF H R ER SO BB IBB HBP BLK WP HR S P ERA WHIP	IP WLS BF H R ER SO BB IBB HBP BLK WP HR S P ERA WHIP	IP WLS BF H R ER SO BB IBB HBP BLK WP HR S P ERA WHIP	IP WLS BF H R ER SO BB IBB HBP BLK WP HR S P ERA WHIP	IP WLS BF H R ER SO BB IBB HBP BLK WP HR S P ERA WHIP	IP WLS BF H R ER SO BB IBB HBP BLK WP HR S P ERA WHIP	IP WLS BF H R ER SO BB IBB HBP BLK WP HR S P ERA WHIP	IP WLS BF H R ER SO BB IBB HBP BLK WP HR S P ERA WHIP	IP WLS BF H R ER SO BB IBB HBP BLK WP HR S P ERA WHIP	IP WLS BF H R ER SO BB IBB HBP BLK WP HR S P ERA WHIP
Tim Hudson, R ERA: 3.17	8.0	27	4	0	0	6	0	0	0	0	0	0	0	0	0	23	27	0.00	1.000	
Jason Isringhausen, R ERA: 2.78	2.0	8	2	0	0	4	0	0	0	0	0	0	0	0	0	10	15	0.00	0.000	
Mike Knappe, L ERA: 2.79	1.1	4	0	0	0	0	0	0	0	0	0	0	0	0	0	4	7	0.00	0.000	
Jeff Tam, R ERA: 4.08	0.2	W	2	0	0	0	0	0	0	0	0	0	0	0	0	0	0	0.00	0.000	

Anaheim Angels @ Oakland Athletics
Network Associates Coliseum, Oakland, CA

Mon Jul 02 2001, 10:05 PM EDT
Att: 11,222 - Cloudy - 78 F

AB 41
R 0
H 6
RBI 0
BB 0
SO 10
LOB 5



Batter	1	2	3	4	5	6	7	8	9	10	11	12	AB	R	H	RBI	BB	SO	LOB	BOTTOM						
Eric Byrnes, R OBP: 0.310, SLG: 0.500	F7					K							6	0	1	0	0	4	3							
Frank Menechino, R OBP: 0.392, SLG: 0.473	K												5	0	1	0	1	2	1							
Jeremy Giambi, L OBP: 0.378, SLG: 0.430													6	1	3	0	0	2	3							
Olmedo Saenz, R OBP: 0.313, SLG: 0.385													4	0	0	0	2	0	3							
Terrence Long, L OBP: 0.329, SLG: 0.416	P6												4	0	0	0	2	1	4							
Miguel Tejada, R OBP: 0.324, SLG: 0.473													5	0	1	1	0	1	0							
3 Eric Chavez, L OBP: 0.306, SLG: 0.446													5	0	1	0	0	1	0							
Ramon Hernandez, R OBP: 0.301, SLG: 0.322													4	0	1	0	0	0	0							
Johnny Damon, L OBP: 0.292, SLG: 0.329													1	0	0	0	0	1	2							
Billy McMillon, L OBP: 0.207, SLG: 0.235													4	0	1	0	1	0	2							
Greg Myers, L OBP: 0.326, SLG: 0.422													0	0	0	0	0	0	0							
Inning Stats	R: 0 E: 0 K: 1 S: 9	H: 1 LOB: 2 BB: 1 P: 18	R: 0 E: 0 K: 1 S: 12	H: 2 LOB: 3 BB: 0 P: 18	R: 0 E: 0 K: 0 S: 8	H: 0 LOB: 0 BB: 0 P: 5	R: 0 E: 0 K: 2 S: 8	H: 0 LOB: 0 BB: 0 P: 13	R: 0 E: 0 K: 2 S: 10	H: 1 LOB: 2 BB: 1 P: 18	R: 0 E: 0 K: 0 S: 9	H: 0 LOB: 0 BB: 0 P: 14	R: 0 E: 0 K: 1 S: 13	H: 1 LOB: 2 BB: 1 P: 21	R: 0 E: 0 K: 0 S: 8	H: 0 LOB: 0 BB: 0 P: 15	R: 0 E: 0 K: 1 S: 11	H: 1 LOB: 2 BB: 1 P: 20	R: 0 E: 0 K: 1 S: 10	H: 1 LOB: 2 BB: 1 P: 21	R: 1 E: 1 K: 1 S: 13	H: 2 LOB: 3 BB: 1 P: 23	1B: 5 2B: 4 3B: 0 HR: 0	SF: 0 SAC: 1 DP: 0 HBP: 0	WP: 1 PB: 0 SB: 0 CS: 0	PA: 51
PITCHER	IP WLS BF H R ER SO BB IBB HBP BLK WP HR S P ERA WHIP	IP WLS BF H R ER SO BB IBB HBP BLK WP HR S P ERA WHIP	IP WLS BF H R ER SO BB IBB HBP BLK WP HR S P ERA WHIP	IP WLS BF H R ER SO BB IBB HBP BLK WP HR S P ERA WHIP	IP WLS BF H R ER SO BB IBB HBP BLK WP HR S P ERA WHIP	IP WLS BF H R ER SO BB IBB HBP BLK WP HR S P ERA WHIP	IP WLS BF H R ER SO BB IBB HBP BLK WP HR S P ERA WHIP	IP WLS BF H R ER SO BB IBB HBP BLK WP HR S P ERA WHIP	IP WLS BF H R ER SO BB IBB HBP BLK WP HR S P ERA WHIP	IP WLS BF H R ER SO BB IBB HBP BLK WP HR S P ERA WHIP	IP WLS BF H R ER SO BB IBB HBP BLK WP HR S P ERA WHIP	IP WLS BF H R ER SO BB IBB HBP BLK WP HR S P ERA WHIP	IP WLS BF H R ER SO BB IBB HBP BLK WP HR S P ERA WHIP	IP WLS BF H R ER SO BB IBB HBP BLK WP HR S P ERA WHIP	IP WLS BF H R ER SO BB IBB HBP BLK WP HR S P ERA WHIP	IP WLS BF H R ER SO BB IBB HBP BLK WP HR S P ERA WHIP	IP WLS BF H R ER SO BB IBB HBP BLK WP HR S P ERA WHIP	IP WLS BF H R ER SO BB IBB HBP BLK WP HR S P ERA WHIP	IP WLS BF H R ER SO BB IBB HBP BLK WP HR S P ERA WHIP	IP WLS BF H R ER SO BB IBB HBP BLK WP HR S P ERA WHIP						
Jarrod Washburn, L ERA: 3.55	8.0	32	5	0	0	9	2	1	0	0	0	0	0	0	70	113	0.00	0.875								
Al Levine, R ERA: 2.28	2.0	8	1	0	0	1	1	0	0	0	0	0	0	0	19	35	0.00	1.000								
Mike Hottel, L ERA: 3.66	0.1	3	1	0	0	0	1	0	0	0	0	0	0	0	4	9	0.00	6.000								
Shigetoshi Hasegawa, R ERA: 4.3	1.1	L	8	2	1	0	2	0	1	0	0	0	1	0	19	35	0.00	1.500								

Anaheim Angels @ Oakland Athletics
Network Associates Coliseum, Oakland, CA

Mon Jul 02 2001, 10:05 PM EDT
Att: 11,222 - Cloudy - 78 F

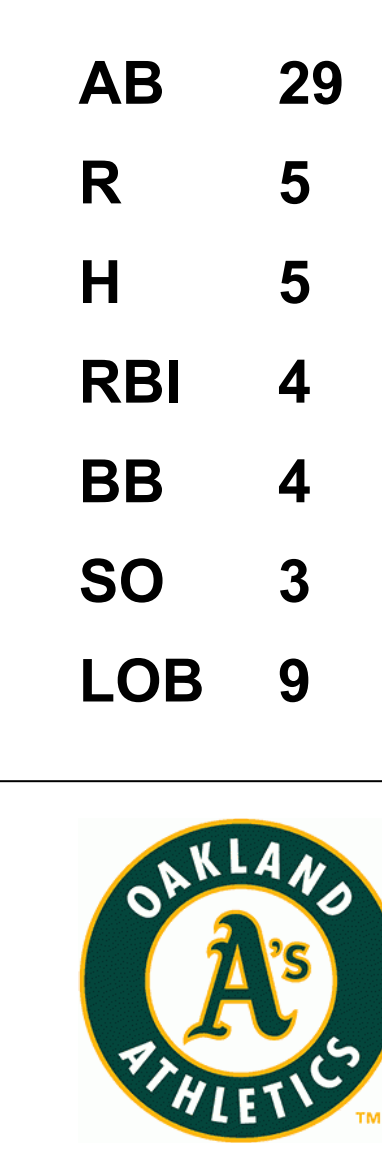
AB 44
R 1
H 9
RBI 1
BB 6
SO 12
LOB 18



Batter	1	2	3	4	5	6	7	8	9	AB	R	H	RBI	BB	SO	LOB	TOP			
David Eckstein, R (1, 6) OBP: 0.358, SLG: 0.347	F9	G5-3			F8			G5-3		4	0	0	0	0	0	3	Anaheim Angels @ Oakland Athletics Network Associates Coliseum, Oakland, CA Tue Jul 03 2001, 9:05 PM EDT Att: 51,838 - Sunny - 88 F			
Benji Gil, R (1, 4) OBP: 0.352, SLG: 0.496	F9		F9		G6-4-3			G4-3		4	0	0	0	0	1					
Darin Erstad, L (1, 8) OBP: 0.350, SLG: 0.392	F7		K			HBP		FC4 BB		2	0	0	0	1	1					
Troy Glaus, R (1, 5) OBP: 0.360, SLG: 0.530		16 HR	K		K			FC4		4	1	1	0	0	2					
16 Garret Anderson, L (1, 7) OBP: 0.299, SLG: 0.426		HR							K	3	1	1	2	1	1					
Shawn Wooten, R (1, 2) OBP: 0.355, SLG: 0.544	G5-3			BB					K	4	0	0	0	0	2					
Scott Spiezio, S (1, 3) OBP: 0.301, SLG: 0.347	S 1B BB						F3		K	3	0	0	0	1	1					
Bengie Molina, R (1, 10) OBP: 0.325, SLG: 0.291	P6									3	0	1	0	0	1					
Jeff DaVanon, S (1, 9) OBP: 0.226, SLG: 0.276	S 1B				G6-4-3 BB			G1-3		2	0	1	0	1	0					
Inning Stats	R: 0 H: 0 E: 0 K: 0 S: 15	H: 0 LOB: 0 BB: 0 P: 22	R: 2 H: 3 E: 0 K: 0 S: 19	H: 3 LOB: 2 BB: 1 P: 32	R: 0 H: 0 E: 0 K: 2 S: 9	H: 0 LOB: 0 BB: 0 P: 13	R: 0 H: 0 E: 0 K: 3 S: 11	H: 0 LOB: 1 BB: 1 P: 20	R: 0 H: 0 E: 0 K: 0 S: 9	H: 0 LOB: 0 BB: 0 P: 16	R: 0 H: 1 E: 0 K: 0 S: 6	H: 1 LOB: 1 BB: 0 P: 7	R: 0 H: 0 E: 0 K: 0 S: 6	H: 0 LOB: 1 BB: 1 P: 12	R: 0 H: 0 E: 0 K: 2 S: 14	H: 0 LOB: 0 BB: 0 P: 19	1B: 3 2B: 1 3B: 0 HR: 1	SF: 0 SAC: 0 DP: 2 HBP: 1	WP: 0 PB: 0 SB: 2 CS: 1	PA: 34
PITCHER	IP WLS BF H R ER SO BB IBB HBP BLK WP HR S P ERA WHIP	IP WLS BF H R ER SO BB IBB HBP BLK WP HR S P ERA WHIP	IP WLS BF H R ER SO BB IBB HBP BLK WP HR S P ERA WHIP	IP WLS BF H R ER SO BB IBB HBP BLK WP HR S P ERA WHIP	IP WLS BF H R ER SO BB IBB HBP BLK WP HR S P ERA WHIP	IP WLS BF H R ER SO BB IBB HBP BLK WP HR S P ERA WHIP	IP WLS BF H R ER SO BB IBB HBP BLK WP HR S P ERA WHIP	IP WLS BF H R ER SO BB IBB HBP BLK WP HR S P ERA WHIP	IP WLS BF H R ER SO BB IBB HBP BLK WP HR S P ERA WHIP	IP WLS BF H R ER SO BB IBB HBP BLK WP HR S P ERA WHIP	IP WLS BF H R ER SO BB IBB HBP BLK WP HR S P ERA WHIP	IP WLS BF H R ER SO BB IBB HBP BLK WP HR S P ERA WHIP	IP WLS BF H R ER SO BB IBB HBP BLK WP HR S P ERA WHIP	IP WLS BF H R ER SO BB IBB HBP BLK WP HR S P ERA WHIP	IP WLS BF H R ER SO BB IBB HBP BLK WP HR S P ERA WHIP					
Barry Zito, L (1, 1) ERA: 4.75	5.0	W	21	3	2	2	5	3	0	1	0	0	0	0	0	106	3.60	1.200		
Jeff Tam, R (6, 1) ERA: 3.8	3.0	H	10	1	0	0	1	1	0	0	0	0	0	0	16	26	0.00	0.667		
Jason Iseringhausen, R (9, 1) ERA: 2.7	1.0	S	3	0	0	0	2	0	0	0	0	0	0	0	14	19	0.00	0.000		

Batter	1	2	3	4	5	6	7	8	9	AB	R	H	RBI	BB	SO	LOB	BOTTOM			
Johnny Damon, L (1, 8) OBP: 0.295, SLG: 0.328	F3		FC4-6 BB	1B			G4-3			3	0	1	0	1	0	0	Anaheim Angels @ Oakland Athletics Network Associates Coliseum, Oakland, CA Tue Jul 03 2001, 9:05 PM EDT Att: 51,838 - Sunny - 88 F			
Frank Menechino, R (1, 4) OBP: 0.387, SLG: 0.466	G4-3		FC4-6 FC3-6 1B PB	F9			P4		4	1	0	1	0	0	3					
Jeremy Giambi, L (1, 3) OBP: 0.381, SLG: 0.428			FC3-6 1B		G4-3		F7		3	0	1	1	1	0	0					
Jason Giambi, L (1, 10) OBP: 0.476, SLG: 0.642	G4-3		FC3-6 PB HR		P4			F7	4	1	0	0	0	0	3					
Miguel Tejada, R (1, 6) OBP: 0.323, SLG: 0.480			K HR		F8			P5	4	1	1	2	0	1	0					
Terrence Long, L (1, 9) OBP: 0.328, SLG: 0.413			K BB		G4-3			P6	3	0	0	0	1	1	0					
3 Eric Chavez, L (1, 5) OBP: 0.306, SLG: 0.443			K F8					BB	2	0	0	0	1	1	1					
Ramon Hernandez, R (1, 2) OBP: 0.301, SLG: 0.326			1B FC4-6 2B		F8			B5	3	1	1	0	0	0	1					
Billy McMillon, L (1, 7) OBP: 0.213, SLG: 0.241			FC4-6 1B		F3			P6	3	1	1	0	0	0	1					
Eric Byrnes, R (9, 7) OBP: 0.310, SLG: 0.500			FC4-6 1B						0	0	0	0	0	0	0					
Inning Stats	R: 0 H: 0 E: 0 K: 0 S: 11	H: 0 LOB: 1 BB: 1 P: 18	R: 0 H: 0 E: 0 K: 3 S: 10	H: 0 LOB: 0 BB: 0 P: 13	R: 5 H: 4 E: 0 K: 0 S: 14	H: 4 LOB: 1 BB: 2 P: 31	R: 0 H: 1 E: 0 K: 0 S: 8	H: 1 LOB: 1 BB: 0 P: 14	R: 0 H: 0 E: 0 K: 0 S: 7	H: 0 LOB: 0 BB: 1 P: 10	R: 0 H: 0 E: 0 K: 0 S: 7	H: 0 LOB: 0 BB: 0 P: 9	R: 0 H: 0 E: 0 K: 0 S: 5	H: 0 LOB: 0 BB: 0 P: 6	R: 0 H: 0 E: 0 K: 0 S: 5	H: 0 LOB: 0 BB: 0 P: 6	1B: 3 2B: 1 3B: 0 HR: 1	SF: 0 SAC: 0 DP: 0 HBP: 0	WP: 0 PB: 1 SB: 0 CS: 0	PA: 33
PITCHER	IP WLS BF H R ER SO BB IBB HBP BLK WP HR S P ERA WHIP	IP WLS BF H R ER SO BB IBB HBP BLK WP HR S P ERA WHIP	IP WLS BF H R ER SO BB IBB HBP BLK WP HR S P ERA WHIP	IP WLS BF H R ER SO BB IBB HBP BLK WP HR S P ERA WHIP	IP WLS BF H R ER SO BB IBB HBP BLK WP HR S P ERA WHIP	IP WLS BF H R ER SO BB IBB HBP BLK WP HR S P ERA WHIP	IP WLS BF H R ER SO BB IBB HBP BLK WP HR S P ERA WHIP	IP WLS BF H R ER SO BB IBB HBP BLK WP HR S P ERA WHIP	IP WLS BF H R ER SO BB IBB HBP BLK WP HR S P ERA WHIP	IP WLS BF H R ER SO BB IBB HBP BLK WP HR S P ERA WHIP	IP WLS BF H R ER SO BB IBB HBP BLK WP HR S P ERA WHIP	IP WLS BF H R ER SO BB IBB HBP BLK WP HR S P ERA WHIP	IP WLS BF H R ER SO BB IBB HBP BLK WP HR S P ERA WHIP	IP WLS BF H R ER SO BB IBB HBP BLK WP HR S P ERA WHIP	IP WLS BF H R ER SO BB IBB HBP BLK WP HR S P ERA WHIP					
Pat Rapp, R (1, 1) ERA: 4.63	6.0	L	27	5	5	3	4	4	0	0	0	0	0	0	0	15	7.50	1.500		
Ben Weber, R (7, 1) ERA: 3.0	2.0		6	0	0	0	0	0	0	0	0	0	0	0	12	15	0.00	0.000		

AB	29
R	2
H	4
RBI	2
BB	4
SO	8
LOB	11



Batter	1	2	3	4	5	6	7	8	9	AB	R	H	RBI	BB	SO	LOB	TOP										
Orlando Palmeiro, L OBP: 0.339, SLG: 0.379 (1,7)	G4-3		B1-3			WP 1B		1B		4	0	2	0	0	0	1	Anaheim Angels @ Oakland Athletics Network Associates Coliseum, Oakland, CA Wed Jul 04 2001, 3:35 PM EDT Att: 29,045 - Cloudy - 69 F										
Adam Kennedy, L OBP: 0.384, SLG: 0.420 (1,4)	1B		L1			F8		G3		4	0	1	0	0	0	3											
Darin Erstad, L OBP: 0.346, SLG: 0.387 (1,10)	K				G4-3				K	4	0	0	0	0	2	2											
Troy Glaus, R OBP: 0.356, SLG: 0.523 (1,5)	K				K		F8		F9	4	0	0	0	0	2	1											
16 Garret Anderson, L OBP: 0.296, SLG: 0.422 (1,8)		L7			F8		G4-3		K	4	0	0	0	0	1	0											
Scott Spiezio, S OBP: 0.302, SLG: 0.358 (1,3)		G4-3				F9				3	0	1	0	0	0	0											
Bengie Molina, R OBP: 0.316, SLG: 0.283 (1,2)		L4			G5-3		P4			3	0	0	0	0	0	1											
Jeff DaVanon, S OBP: 0.235, SLG: 0.281 (1,9)			B1-3 G5-3 1B		G6-3			K		3	0	1	0	0	1	0											
Benji Gil, R OBP: 0.345, SLG: 0.486 (1,6)			G5-3			K		G5-3		3	0	0	0	0	1	1											
Inning Stats	R: 0 H: 1 E: 0 K: 2 S: 14	H: 1 LOB: 1 BB: 0 P: 20	R: 0 H: 0 E: 0 K: 0 S: 6	H: 0 LOB: 0 BB: 0 P: 10	R: 0 H: 1 E: 0 K: 0 S: 10	H: 1 LOB: 1 BB: 0 P: 13	R: 0 H: 0 E: 0 K: 1 S: 7	H: 0 LOB: 0 BB: 0 P: 11	R: 0 H: 1 E: 0 K: 1 S: 10	H: 1 LOB: 1 BB: 0 P: 15	R: 0 H: 1 E: 0 K: 0 S: 7	H: 1 LOB: 1 BB: 0 P: 13	R: 0 H: 1 E: 0 K: 1 S: 8	H: 1 LOB: 1 BB: 0 P: 10	R: 0 H: 0 E: 0 K: 2 S: 9	H: 0 LOB: 0 BB: 0 P: 11	1B: 4 2B: 0 3B: 1 HR: 0	SF: 0 SAC: 0 DP: 0 HBP: 0	WP: 1 PB: 0 SB: 0 CS: 0	PA: 32							
PITCHER	IP	WLS	BF	H	R	ER	SO	BB	IBB	HBP	BLK	WP	HR	S	P	ERA	WHIP										
Cory Lidle, R ERA: 4.27 (1,1)	7.2	W	28	5	0	0	5	0	0	0	0	1	0	66	99	0.00	0.652										
Mike Magnante, L ERA: 2.76 (8,1)	0.1	H	1	0	0	0	0	0	0	0	0	0	0	2	3	0.00	0.000										
Jim Mecir, R ERA: 3.63 (9,1)	1.0	S	3	0	0	0	2	0	0	0	0	0	0	9	11	0.00	0.000										

Batter	1	2	3	4	5	6	7	8	9	AB	R	H	RBI	BB	SO	LOB	BOTTOM										
Johnny Damon, L OBP: 0.297, SLG: 0.333 (1,8)	B1-3		1B				G3			4	0	2	1	0	0	0	Anaheim Angels @ Oakland Athletics Network Associates Coliseum, Oakland, CA Wed Jul 04 2001, 3:35 PM EDT Att: 29,045 - Cloudy - 69 F										
Frank Menechino, R OBP: 0.385, SLG: 0.462 (1,4)	G4-6-3 1B		F9		G5-3		K			4	0	1	0	0	1	3											
Jason Giambi, L OBP: 0.471, SLG: 0.633 (1,10)	G4-6-3				G3		G1-3		L4	4	0	0	0	0	0	1											
Ron Gant, R OBP: 0.343, SLG: 0.463 (1,7)		P4			K		1B 1B		G4-3	4	1	1	0	0	1	0											
Miguel Tejada, R OBP: 0.319, SLG: 0.474 (1,6)		G6-3			G4-3		F9		K	4	0	0	0	0	1	1											
Olmedo Saenz, R OBP: 0.318, SLG: 0.375 (1,5)					K		1B			3	0	2	0	0	1	0											
3 Eric Chavez, L OBP: 0.306, SLG: 0.443 (9,5)							1B			0	0	0	0	0	0	0											
Terrence Long, L OBP: 0.331, SLG: 0.415 (1,9)							E 2B		1B	3	1	2	1	0	0	1											
Jeremy Giambi, L OBP: 0.380, SLG: 0.426 (1,3)			F7		E7 2B		G6-3			3	0	1	0	0	0	2											
Ramon Hernandez, R OBP: 0.298, SLG: 0.322 (1,2)			F9		K				F8	3	0	0	0	0	1	2											
Inning Stats	R: 0 H: 1 E: 0 K: 0 S: 6	H: 1 LOB: 1 BB: 0 P: 9	R: 0 H: 1 E: 0 K: 0 S: 11	H: 1 LOB: 1 BB: 0 P: 16	R: 0 H: 1 E: 0 K: 0 S: 7	H: 1 LOB: 1 BB: 0 P: 9	R: 0 H: 0 E: 0 K: 1 S: 8	H: 0 LOB: 0 BB: 0 P: 13	R: 1 H: 3 E: 1 K: 2 S: 16	H: 3 LOB: 2 BB: 0 P: 21	R: 1 H: 3 E: 0 K: 0 S: 11	H: 3 LOB: 2 BB: 0 P: 16	R: 0 H: 0 E: 0 K: 1 S: 8	H: 0 LOB: 0 BB: 0 P: 13	R: 0 H: 0 E: 0 K: 1 S: 6	H: 0 LOB: 0 BB: 0 P: 8	1B: 7 2B: 2 3B: 0 HR: 0	SF: 0 SAC: 0 DP: 1 HBP: 0	WP: 0 PB: 0 SB: 0 CS: 0	PA: 32							
PITCHER	IP	WLS	BF	H	R	ER	SO	BB	IBB	HBP	BLK	WP	HR	S	P	ERA	WHIP										
Scott Schoeneweis, L ERA: 4.95 (1,1)	8.0	L	32	9	2	2	5	0	0	0	0	0	0	73	105	2.25	1.125										

AB	32
R	0
H	5
RBI	0
BB	0
SO	7
LOB	9



AB	32
R	2
H	9
RBI	2
BB	0
SO	5
LOB	10



Batter	1	2	3	4	5	6	7	8	9	AB	R	H	RBI	BB	SO	LOB	TOP					
David Eckstein, R OBP: 0.358, SLG: 0.347 (1, 6)	G6-3		E 1B		SH5-3		SH FC4-6		F5	3	1	1	0	0	0	1						
Adam Kennedy, L OBP: 0.361, SLG: 0.416 (1, 4)	1B		F7		G4-3		FC4-6 S WP		F9	5	0	1	1	0	0	4						
Darin Erstad, L OBP: 0.344, SLG: 0.384 (1, 8)	F8		E9 HR				K		F7	5	1	1	1	0	1	3						
Troy Glaus, R OBP: 0.358, SLG: 0.532 (1, 5)	1B		HR		F8		K2-3			4	1	2	2	0	1	2						
16 Garret Anderson, L OBP: 0.298, SLG: 0.425 (1, 7)	G3-1		G3				G3-1 2B		FC6-4 1B	4	0	2	0	0	0	2						
Scott Spiezio, S OBP: 0.296, SLG: 0.350 (1, 3)		F9			P6		G3-1		L7	4	0	0	0	0	0	2						
Shawn Wooten, R OBP: 0.344, SLG: 0.525 (1, 10)		K			F8		F2		K	4	0	0	0	0	2	2	AB 36					
Bengie Molina, R OBP: 0.306, SLG: 0.273 (1, 2)		G5-3			F8		F9		FC6-4	4	0	0	0	0	0	2	R 5					
Orlando Palmeiro, L OBP: 0.353, SLG: 0.396 (1, 9)			G4-3		G4-3 SH5-3 1B BB		SH FC4-6 2B			3	2	2	0	1	0	0	H 9					
Inning Stats	R: 0 E: 0 K: 0 S: 10	H: 2 LOB: 2 BB: 0 P: 14	R: 0 E: 0 K: 1 S: 6	H: 0 LOB: 0 BB: 0 P: 8	R: 3 E: 1 K: 0 S: 8	H: 2 LOB: 0 BB: 0 P: 12	R: 0 E: 0 K: 0 S: 5	H: 0 LOB: 0 BB: 0 P: 5	R: 1 E: 0 K: 0 S: 9	H: 1 LOB: 1 BB: 1 P: 14	R: 0 E: 0 K: 0 S: 6	H: 1 LOB: 1 BB: 0 P: 7	R: 1 E: 1 K: 2 S: 13	H: 1 LOB: 0 BB: 0 P: 19	R: 0 E: 0 K: 1 S: 8	H: 1 LOB: 1 BB: 0 P: 13	R: 0 E: 0 K: 0 S: 10	H: 1 LOB: 1 BB: 0 P: 15	1B: 6 2B: 2 3B: 0 HR: 1	SF: 0 SAC: 2 DP: 0 HBP: 0	WP: 1 PB: 0 SB: 1 CS: 0	PA: 39
PITCHER	IP	WLS	BF	H	R	ER	SO	BB	IBB	HBP	BLK	WP	HR	S	P	ERA	WHIP					
Gil Heredia, R ERA: 6.23 (1, 1)	6.0	L	28	7	5	2	1	1	0	0	0	0	1	47	65	3.00	1.333					
Mark Guttrick, L ERA: 4.5 (7, 1)	2.0		7	1	0	0	3	0	0	0	0	1	0	18	27	0.00	0.500					
Erik Hiljusz, R ERA: 2.25 (9, 1)	1.0		4	1	0	0	0	0	0	0	0	0	0	10	15	0.00	1.000					

Anaheim Angels @ Oakland Athletics
Network Associates Coliseum, Oakland, CA
Thu Jul 05 2001, 3:35 PM EDT
Att. 12,719 - Sunny - 65 F

AB 36
R 5
H 9
RBI 4
BB 1
SO 4
LOB 18



Batter	1	2	3	4	5	6	7	8	9	AB	R	H	RBI	BB	SO	LOB	BOTTOM					
Johnny Damon, L OBP: 0.298, SLG: 0.332 (1, 8)	K		BB HBP 1B		F8				F9	4	0	1	0	1	1	1						
Frank Menechino, R OBP: 0.383, SLG: 0.457 (1, 4)	P4		BB HBP		G5-3		L7			3	0	0	0	0	0	1						
Jeremy Giambi, L OBP: 0.379, SLG: 0.420 (1, 10)			K		G6-3		F8			2	0	0	0	1	1	2						
Ron Gant, R OBP: 0.342, SLG: 0.460 (7, PH)	BB									1	0	0	0	0	0	1						
Greg Myers, L OBP: 0.333, SLG: 0.412 (1, 2)	L4						G6-3			2	0	0	0	2	0	2						
Miguel Tejada, R OBP: 0.318, SLG: 0.480 (1, 6)		HR	G1-3		F8				G4-3	4	1	1	1	0	0	4						
Terrence Long, L OBP: 0.332, SLG: 0.416 (1, 9)		K			G4-3 2B 1B		G5-3 1B		G4-3	4	1	2	0	0	1	0						
3 Eric Chavez, L OBP: 0.305, SLG: 0.444 (1, 5)		K			G4-3 2B		K		K	4	0	1	0	0	3	1						
Olmedo Saenz, R OBP: 0.312, SLG: 0.367 (1, 3)		K			G5-3		G5-3		G5-3	4	0	0	0	0	1	3						
Billy McMillon, L OBP: 0.200, SLG: 0.224 (1, 7)			K		G4-3		F7		K	4	0	0	1	0	2	2						
Inning Stats	R: 0 E: 0 K: 1 S: 13	H: 0 LOB: 1 BB: 1 P: 21	R: 1 E: 0 K: 3 S: 12	H: 1 LOB: 0 BB: 0 P: 17	R: 0 E: 0 K: 2 S: 10	H: 1 LOB: 3 BB: 1 P: 20	R: 1 E: 0 K: 0 S: 9	H: 2 LOB: 1 BB: 0 P: 12	R: 0 E: 0 K: 0 S: 4	H: 0 LOB: 1 BB: 1 P: 9	R: 0 E: 0 K: 1 S: 8	H: 1 LOB: 1 BB: 0 P: 15	R: 0 E: 0 K: 0 S: 7	H: 0 LOB: 1 BB: 1 P: 12	R: 0 E: 0 K: 1 S: 9	H: 0 LOB: 0 BB: 0 P: 15	R: 0 E: 0 K: 1 S: 15	H: 0 LOB: 0 BB: 0 P: 19	1B: 3 2B: 1 3B: 0 HR: 1	SF: 0 SAC: 0 DP: 0 HBP: 1	WP: 0 PB: 0 SB: 0 CS: 0	PA: 37
PITCHER	IP	WLS	BF	H	R	ER	SO	BB	IBB	HBP	BLK	WP	HR	S	P	ERA	WHIP					
Ismael Valdez, R ERA: 4.37 (1, 1)	5.0	W	23	4	2	2	6	3	0	1	0	0	0	48	79	3.60	1.400					
Shigetoshi Hasegawa, R ERA: 4.13 (6, 1)	1.0	H	4	1	0	0	1	0	0	0	0	0	0	8	15	0.00	1.000					
Mike Holtz, L ERA: 3.6 (7, 1)	0.1		2	0	0	0	0	1	0	0	0	0	0	3	8	0.00	3.000					
Al Levine, R ERA: 2.2 (7, 1)	1.2	H	5	0	0	0	1	0	0	0	0	0	0	13	19	0.00	0.000					
Troy Percival, R ERA: 0.87 (9, 1)	1.0	S	3	0	0	0	1	0	0	0	0	0	0	15	19	0.00	0.000					

Anaheim Angels @ Oakland Athletics
Network Associates Coliseum, Oakland, CA
Thu Jul 05 2001, 3:35 PM EDT
Att. 12,719 - Sunny - 65 F

AB 32
R 2
H 5
RBI 2
BB 4
SO 9
LOB 17



Batter	1	2	3	4	5	6	7	8	9	AB	R	H	RBI	BB	SO	LOB	TOP									
David Eckstein, R (1, 6) OBP: 0.356, SLG: 0.342	G5-3	BB		P6		G5-3	L1-3			4	0	0	0	1	0	5	Anaheim Angels @ Colorado Rockies Coors Field, Denver, CO Fri Jul 06 2001, 7:05 PM MDT Att: 48,576 - Overcast - 75 F									
Benji Gil, R (1, 4) OBP: 0.353, SLG: 0.490	FC1-6 1B	K		FC4 1B		1B		P5		5	0	3	1	0	1	1										
Darin Erstad, L (1, 8) OBP: 0.345, SLG: 0.383	FC1-6 1-2			FC4 16 CS 1B		G4-3		G4-3 16 CS BB		4	0	1	0	1	0	4										
Troy Glaus, R (1, 5) OBP: 0.356, SLG: 0.526	FC6-4 1-2			K		F8		F9 16 1B BB		4	1	0	0	1	1	3										
16 Garret Anderson, L (1, 7) OBP: 0.302, SLG: 0.428		HR 1B		FC4-6 1B		K		CS 1B BB 1B	G3	5	2	3	0	0	1	0										
Shawn Wooten, R (1, 3) OBP: 0.357, SLG: 0.557		HR		FC4-6 1-2		BB		BB 1B FC3-2 1B	K	4	1	3	3	0	0	1										
Larry Barnes, L (7, 3) OBP: 0.125, SLG: 0.179		HR				1B		1-2 2-H FC3-2 1B		1	0	0	0	0	1	0										
Bengie Molina, R (1, 2) OBP: 0.317, SLG: 0.274		K				1B BB		FC3-2 BB 1B	G5-3	3	1	1	0	2	1	0										
Jeff DaVanon, S (1, 9) OBP: 0.289, SLG: 0.400		HR				1B 1B		FC3-2 BB		3	1	2	2	1	0	2										
Ramon Ortiz, R (1, 1) Mike Holtz, L (7, 1) Al Levine, L (8, 1) Troy Percival, R (9, 1)		G3				F9		L9 FC3-2 L1-3 1-2 2-3 3-H		4	0	0	0	0	0	5										
Inning Stats	R: 0 E: 0 K: 0 S: 8	H: 1 LOB: 1 BB: 0 P: 12	R: 3 E: 0 K: 2 S: 14	H: 3 LOB: 1 BB: 1 P: 23	R: 0 E: 0 K: 1 S: 10	H: 2 LOB: 1 BB: 0 P: 13	R: 1 E: 0 K: 0 S: 18	H: 2 LOB: 2 BB: 1 P: 30	R: 0 E: 0 K: 1 S: 11	H: 1 LOB: 1 BB: 0 P: 17	R: 0 E: 0 K: 0 S: 9	H: 0 LOB: 0 BB: 1 P: 13	R: 2 E: 0 K: 0 S: 12	H: 3 LOB: 2 BB: 2 P: 20	R: 0 E: 0 K: 0 S: 7	H: 0 LOB: 0 BB: 1 P: 12	R: 0 E: 0 K: 1 S: 8	H: 0 LOB: 0 BB: 0 P: 11	1B: 11 2B: 1 3B: 0 HR: 2	SF: 0 SAC: 0 DP: 1 HBP: 0	WP: 0 PB: 0 SB: 0 CS: 2	PA: 44				
PITCHER	IP WLS BF H R ER SO BB IBB HBP BLK WP HR S P ERA WHIP	IP WLS BF H R ER SO BB IBB HBP BLK WP HR S P ERA WHIP	IP WLS BF H R ER SO BB IBB HBP BLK WP HR S P ERA WHIP	IP WLS BF H R ER SO BB IBB HBP BLK WP HR S P ERA WHIP	IP WLS BF H R ER SO BB IBB HBP BLK WP HR S P ERA WHIP	IP WLS BF H R ER SO BB IBB HBP BLK WP HR S P ERA WHIP	IP WLS BF H R ER SO BB IBB HBP BLK WP HR S P ERA WHIP	IP WLS BF H R ER SO BB IBB HBP BLK WP HR S P ERA WHIP	IP WLS BF H R ER SO BB IBB HBP BLK WP HR S P ERA WHIP	IP WLS BF H R ER SO BB IBB HBP BLK WP HR S P ERA WHIP	IP WLS BF H R ER SO BB IBB HBP BLK WP HR S P ERA WHIP	IP WLS BF H R ER SO BB IBB HBP BLK WP HR S P ERA WHIP	IP WLS BF H R ER SO BB IBB HBP BLK WP HR S P ERA WHIP	IP WLS BF H R ER SO BB IBB HBP BLK WP HR S P ERA WHIP	IP WLS BF H R ER SO BB IBB HBP BLK WP HR S P ERA WHIP	IP WLS BF H R ER SO BB IBB HBP BLK WP HR S P ERA WHIP	IP WLS BF H R ER SO BB IBB HBP BLK WP HR S P ERA WHIP	IP WLS BF H R ER SO BB IBB HBP BLK WP HR S P ERA WHIP	IP WLS BF H R ER SO BB IBB HBP BLK WP HR S P ERA WHIP	IP WLS BF H R ER SO BB IBB HBP BLK WP HR S P ERA WHIP	IP WLS BF H R ER SO BB IBB HBP BLK WP HR S P ERA WHIP	IP WLS BF H R ER SO BB IBB HBP BLK WP HR S P ERA WHIP	IP WLS BF H R ER SO BB IBB HBP BLK WP HR S P ERA WHIP	IP WLS BF H R ER SO BB IBB HBP BLK WP HR S P ERA WHIP	IP WLS BF H R ER SO BB IBB HBP BLK WP HR S P ERA WHIP	IP WLS BF H R ER SO BB IBB HBP BLK WP HR S P ERA WHIP

AB	37
R	6
H	13
RBI	6
BB	6
SO	5
LOB	21



Batter	1	2	3	4	5	6	7	8	9	AB	R	H	RBI	BB	SO	LOB	BOTTOM									
Juan Pierre, L (1, 8) OBP: 0.389, SLG: 0.395	1B		SH 2B		F8		WP 1B 2B		F7-3	4	2	2	0	0	0	1	Anaheim Angels @ Colorado Rockies Coors Field, Denver, CO Fri Jul 06 2001, 7:05 PM MDT Att: 48,576 - Overcast - 75 F									
Nefti Perez, S (1, 6) OBP: 0.340, SLG: 0.477	K		K		1B		HR 1B			4	1	2	1	0	2	3										
Larry Walker, L (1, 9) OBP: 0.439, SLG: 0.687	K		G3 17 1H 3H 2B		K		HR			4	1	2	4	0	2	2										
17 Todd Helton, L (1, 3) OBP: 0.419, SLG: 0.656	G4-3		G3		P6		G6-3			4	0	0	0	0	0	3										
Jeff Cirillo, R (1, 5) OBP: 0.363, SLG: 0.506		G4-6-3 BB	G6-3		P4		G5-3			3	0	0	0	1	0	1										
Todd Walker, L (1, 4) OBP: 0.351, SLG: 0.487	G4-6-3 1-2		G6-3		G5-3		K			4	0	0	0	0	1	1										
Jacob Cruz, L (1, 7) OBP: 0.303, SLG: 0.325					G5-3					2	0	1	0	1	0	0										
Mike Myers, L (8, 1) Greg Norton, S (8, PH) Juan Acevedo, R (9, 1)					G5-3		F7			0	0	0	0	0	0	0										
Ben Petrick, R (1, 2) OBP: 0.306, SLG: 0.487										0	0	0	0	0	0	0										
Terry Shumpert, R (9, PH) OBP: 0.287, SLG: 0.364		K			K		K		F7-3 1B	1	0	1	0	0	0	0										
Mike Hampton, R (1, 1) OBP: 0.333, SLG: 0.723										2	1	1	0	0	1	1										
Jay Powell, R (7, 1) Brooks Kieschnick, L (7, 7) OBP: 0.333, SLG: 0.639			SH 2B		K		G4-3		L6	0	0	0	0	0	0	0										
2										2	0	0	0	0	0	1										
Inning Stats	R: 0 E: 0 K: 2 S: 11	H: 1 LOB: 1 BB: 0 P: 14	R: 0 E: 0 K: 1 S: 11	H: 0 LOB: 1 BB: 2 P: 21	R: 2 E: 1 K: 1 S: 11	H: 2 LOB: 1 BB: 0 P: 13	R: 0 E: 0 K: 2 S: 12	H: 1 LOB: 1 BB: 0 P: 16	R: 0 E: 0 K: 0 S: 9	H: 0 LOB: 0 BB: 0 P: 12	R: 0 E: 0 K: 0 S: 8	H: 0 LOB: 0 BB: 0 P: 11	R: 3 E: 0 K: 1 S: 14	H: 3 LOB: 0 BB: 0 P: 18	R: 0 E: 0 K: 1 S: 8	H: 0 LOB: 0 BB: 0 P: 13	R: 0 E: 0 K: 0 S: 11	H: 1 LOB: 0 BB: 0 P: 17	1B: 5 2B: 4 3B: 0 HR: 1	SF: 0 SAC: 1 DP: 2 HBP: 0	WP: 1 PB: 0 SB: 0 CS: 0	PA: 37				
PITCHER	IP WLS BF H R ER SO BB IBB HBP BLK WP HR S P ERA WHIP	IP WLS BF H R ER SO BB IBB HBP BLK WP HR S P ERA WHIP	IP WLS BF H R ER SO BB IBB HBP BLK WP HR S P ERA WHIP	IP WLS BF H R ER SO BB IBB HBP BLK WP HR S P ERA WHIP	IP WLS BF H R ER SO BB IBB HBP BLK WP HR S P ERA WHIP	IP WLS BF H R ER SO BB IBB HBP BLK WP HR S P ERA WHIP	IP WLS BF H R ER SO BB IBB HBP BLK WP HR S P ERA WHIP	IP WLS BF H R ER SO BB IBB HBP BLK WP HR S P ERA WHIP	IP WLS BF H R ER SO BB IBB HBP BLK WP HR S P ERA WHIP	IP WLS BF H R ER SO BB IBB HBP BLK WP HR S P ERA WHIP	IP WLS BF H R ER SO BB IBB HBP BLK WP HR S P ERA WHIP	IP WLS BF H R ER SO BB IBB HBP BLK WP HR S P ERA WHIP	IP WLS BF H R ER SO BB IBB HBP BLK WP HR S P ERA WHIP	IP WLS BF H R ER SO BB IBB HBP BLK WP HR S P ERA WHIP	IP WLS BF H R ER SO BB IBB HBP BLK WP HR S P ERA WHIP	IP WLS BF H R ER SO BB IBB HBP BLK WP HR S P ERA WHIP	IP WLS BF H R ER SO BB IBB HBP BLK WP HR S P ERA WHIP	IP WLS BF H R ER SO BB IBB HBP BLK WP HR S P ERA WHIP	IP WLS BF H R ER SO BB IBB HBP BLK WP HR S P ERA WHIP	IP WLS BF H R ER SO BB IBB HBP BLK WP HR S P ERA WHIP	IP WLS BF H R ER SO BB IBB HBP BLK WP HR S P ERA WHIP	IP WLS BF H R ER SO BB IBB HBP BLK WP HR S P ERA WHIP	IP WLS BF H R ER SO BB IBB HBP BLK WP HR S P ERA WHIP	IP WLS BF H R ER SO BB IBB HBP BLK WP HR S P ERA WHIP	IP WLS BF H R ER SO BB IBB HBP BLK WP HR S P ERA WHIP	IP WLS BF H R ER SO BB IBB HBP BLK WP HR S P ERA WHIP



Batter	1	2	3	4	5	6	7	8	9	AB	R	H	RBI	BB	SO	LOB	TOP			
David Eckstein, R OBP: 0.355, SLG: 0.349 (1, 6)	L1	P4	K			G6-3				6	0	2	1	0	1	4	Anaheim Angels @ Colorado Rockies Coors Field, Denver, CO Sat Jul 07 2001, 6:05 PM MDT Att: 47,517 - Sunny - 90 F			
Adam Kennedy, L OBP: 0.380, SLG: 0.420 62 Scot Shields, R (8, 1)	BB	G4-3		G3-1	SF7		G4-3	K		5	0	2	1	0	1	3				
Darin Erstad, L OBP: 0.350, SLG: 0.382 Orlando Palmeiro, L OBP: 0.353, SLG: 0.396 (1, 8)	BB		16 HR	16 S			G4-3		F9	3	2	1	0	3	0	1				
Troy Glaus, R OBP: 0.358, SLG: 0.522 (1, 5)	K		16 HR		F9	K		FC6-4		4	1	1	0	1	2	5				
16 Garret Anderson, L OBP: 0.302, SLG: 0.433 (9, 8)	F9			1B		F9	K		K	5	1	1	3	1	2	5				
Shawn Wooten, R OBP: 0.348, SLG: 0.539 (1, 2)		F8	F9			G4-3	FC6-4		G1-3	6	0	1	1	0	0	3				
Benji Gil, R OBP: 0.368, SLG: 0.544 (8, 4)										4	4	3	2	1	1	2				
Jeff DaVanon, S OBP: 0.302, SLG: 0.500 (1, 9)			G4-3			G4-3				5	1	2	2	0	1	1				
Jarrod Washburn, L OBP: 0.667, SLG: 0.600 Shigetoshi Hasegawa, R (7, 1)										3	1	3	0	1	0	0				
Bengie Molina, R OBP: 0.315, SLG: 0.272 Larry Barnes, L OBP: 0.125, SLG: 0.179 (8, 3)						2B				0	0	0	0	0	0	0				
Inning Stats	R: 0 E: 0 K: 1 S: 13	H: 1 LOB: 2 BB: 1 P: 22	R: 1 E: 0 K: 0 S: 15	H: 2 LOB: 2 BB: 1 P: 24	R: 4 E: 0 K: 1 S: 13	H: 4 LOB: 1 BB: 0 P: 25	R: 1 E: 0 K: 1 S: 14	H: 1 LOB: 2 BB: 1 P: 25	R: 1 E: 0 K: 0 S: 12	H: 2 LOB: 2 BB: 1 P: 24	R: 0 E: 0 K: 1 S: 12	H: 1 LOB: 1 BB: 0 P: 20	R: 1 E: 0 K: 3 S: 13	H: 2 LOB: 1 BB: 0 P: 16	R: 0 E: 0 K: 1 S: 9	H: 1 LOB: 1 BB: 0 P: 13	1B: 7 2B: 5 3B: 0 HR: 4	SF: 1 SAC: 0 DP: 0 HBP: 1	WP: 0 PB: 0 SB: 2 CS: 0	PA: 51
PITCHER	IP WLS BF H R ER SO	IP WLS BF H R ER SO	IP WLS BF H R ER SO	IP WLS BF H R ER SO	IP WLS BF H R ER SO	IP WLS BF H R ER SO	IP WLS BF H R ER SO	IP WLS BF H R ER SO	IP WLS BF H R ER SO	IP WLS BF H R ER SO	IP WLS BF H R ER SO	IP WLS BF H R ER SO	IP WLS BF H R ER SO	IP WLS BF H R ER SO	IP WLS BF H R ER SO	IP WLS BF H R ER SO	ERA WHIP	ERA WHIP		
Denny Neagle, L ERA: 4.32 (1, 1)	1.0	5	1	0	0	1	1	0	0	0	0	13	22	0.00	2.000					
Mac Suzuki, R ERA: 6.35 (2, 1)	2.0	L	14	6	5	5	1	0	1	0	0	2	28	49	22.50	3.500				
Kane Davis, R ERA: 4.36 (4, 1)	2.0		12	3	2	2	2	1	0	0	0	2	26	50	9.00	2.500				
Gabe White, L ERA: 8.2 (6, 1)	2.0		11	3	2	2	1	1	0	0	0	2	24	44	9.00	2.000				
Mike Myers, L ERA: 3.29 (8, 1)	1.0		5	2	1	1	3	0	0	0	0	0	13	16	9.00	2.000				

Batter	1	2	3	4	5	6	7	8	9	AB	R	H	RBI	BB	SO	LOB	BOTTOM					
Juan Pierre, L OBP: 0.383, SLG: 0.388 (1, 8)	F7		G6-3			FC3-6	FC4-6		P6	5	1	0	0	0	0	3	Anaheim Angels @ Colorado Rockies Coors Field, Denver, CO Sat Jul 07 2001, 6:05 PM MDT Att: 47,517 - Sunny - 90 F					
Neftali Perez, S OBP: 0.338, SLG: 0.472 (1, 6)	F9			K		BB	L5		K	5	0	1	0	0	2	2						
Jeff Cirillo, R OBP: 0.358, SLG: 0.498 (1, 5)	G4-3			F2		P4			K	4	0	0	0	0	1	2						
17 Todd Helton, L OBP: 0.426, SLG: 0.668 (1, 3)										2	1	2	0	1	0	0						
Cliff Brumbaugh, R OBP: 0.250, SLG: 0.364 (1, 9)										3	0	1	2	1	1	2						
Ben Petrick, R OBP: 0.305, SLG: 0.477 (1, 2)										3	0	0	0	1	1	4						
Terry Shumpert, R OBP: 0.350, SLG: 0.396 Gabe White, L (8, 1)										2	0	0	0	0	0	1						
Greg Norton, S OBP: 0.290, SLG: 0.478 Mike Myers, L (8, 1)										0	0	0	0	0	0	0						
Brooks Kieschnick, L OBP: 0.325, SLG: 0.622 Jose Jimenez, R (8, 1)										1	0	0	0	0	0	2						
0	0	0	0	0	0	0	0	0	0	0	0	0	0	0	0	0						
Brent Butler, R OBP: 0.143, SLG: 0.143 (1, 4)										4	0	0	0	0	1	0						
Denny Neagle, L OBP: 0.212, SLG: 0.233 (1, 1)										0	0	0	0	0	0	0						
Mac Suzuki, R (2, 1)										0	0	0	0	0	0	0						
Mike Hampton, R OBP: 0.327, SLG: 0.708 (3, PH)										1	0	0	0	0	1	0						
Kane Davis, R (4, 1)										0	0	0	0	0	0	0						
Jacob Cruz, L OBP: 0.319, SLG: 0.336 (6, 7)										2	0	2	0	1	0	0						
Inning Stats	R: 0 E: 0 K: 0 S: 4	H: 0 LOB: 0 BB: 0 P: 8	R: 0 E: 0 K: 1 S: 12	H: 0 LOB: 1 BB: 0 P: 15	R: 0 E: 0 K: 1 S: 7	H: 0 LOB: 0 BB: 0 P: 9	R: 1 E: 0 K: 1 S: 13	H: 2 LOB: 0 BB: 0 P: 17	R: 0 E: 0 K: 0 S: 8	H: 0 LOB: 0 BB: 0 P: 10	R: 1 E: 0 K: 1 S: 18	H: 1 LOB: 3 BB: 3 P: 34	R: 1 E: 0 K: 1 S: 17	H: 2 LOB: 1 BB: 0 P: 24	R: 0 E: 0 K: 1 S: 12	H: 1 LOB: 2 BB: 1 P: 24	R: 0 E: 0 K: 1 S: 9	H: 1 LOB: 1 BB: 0 P: 11	1B: 4 2B: 1 3B: 1 HR: 1	SF: 0 SAC: 0 DP: 0 HBP: 1	WP: 0 PB: 1 SB: 1 CS: 1	PA: 39
PITCHER	IP WLS BF H R ER SO	IP WLS BF H R ER SO	IP WLS BF H R ER SO	IP WLS BF H R ER SO	IP WLS BF H R ER SO	IP WLS BF H R ER SO	IP WLS BF H R ER SO	IP WLS BF H R ER SO	IP WLS BF H R ER SO	IP WLS BF H R ER SO	IP WLS BF H R ER SO	IP WLS BF H R ER SO	IP WLS BF H R ER SO	IP WLS BF H R ER SO	IP WLS BF H R ER SO	IP WLS BF H R ER SO	ERA WHIP	ERA WHIP				
Jarrod Washburn, L ERA: 3.52 (1, 1)	6.0	W	24	3	2	2	4	3	0	1	0	0	0	0	0	0						
Shigetoshi Hasegawa, R ERA: 4.32 (7, 1)	1.0		5	2	1	1	1	0	0	0	0	1	17	24	9.00	2.000						
62 Scot Shields, R ERA: (8, 1)	2.0		9	2	0	0	2	1	0	0	0	0	21	35	0.00	1.500						



Batter	1	2	3	4	5	6	7	8	9	AB	R	H	RBI	BB	SO	LOB	TOP					
Orlando Palmeiro, L OBP: 0.355, SLG: 0.396	1-0 1B 16 HR	1-2 1B HR	3-3 K			1-2 G4-3			3-3 K	5	2	2	0	0	2	0	Anaheim Angels @ Colorado Rockies Coors Field, Denver, CO Sun Jul 08 2001, 1:05 PM MDT Att: 37,577 - Cloudy - 88 F					
Adam Kennedy, L OBP: 0.361, SLG: 0.419	0-1 1B 16 HR	1-2 1B HR		1-2 P6		1-3 K			1-3 K	5	2	2	0	0	2	0						
Darin Erstad, L OBP: 0.351, SLG: 0.401 Jeff DaVanon, S OBP: 0.318, SLG: 0.500	1-3 K	1-0 1B HR		2-2 HR		2-0 G4-3			4-2 BB	4	2	2	4	0	1	2						
Troy Glaus, R OBP: 0.359, SLG: 0.519	0-1 1B 16 HR	2-2 F7		4-2 16 G4-6-3 BB		0-0 G5-3			0-0 G5-3	4	1	1	0	1	0	1						
16 Garret Anderson, L OBP: 0.304, SLG: 0.442	3-2 1B 1H 2H 3H HR	1-0 1B HR		0-1 G4-6-3		0-1 G4-3			0-1 G4-3	4	2	2	4	0	0	1						
Scott Spiezio, S OBP: 0.300, SLG: 0.385 Lou Pote, R (7, 1)	1-3 K	1-1 1B HR		1-1 HR		2-0 G4-3			2-0 G4-3	4	2	2	3	0	1	0						
Bengie Molina, R OBP: 0.313, SLG: 0.271	2-0 1B FC5-4	1-2 G6-3		0-1 F7		2-2 G4-3			2-2 G4-3	4	0	1	0	0	0	0						
Benji Gil, R OBP: 0.358, SLG: 0.530	2-2 FC5-4		1-3 K		1-2 G4-3				1-0 F9	4	0	0	0	0	1	1						
Pat Rapp, R Larry Barnes, L OBP: 0.122, SLG: 0.175		0-2 G5-3		1-2 G6-3		3-3 K			1-0 G3	3	0	0	0	0	1	0						
Inning Stats	R: 4 E: 0 K: 2 S: 18	H: 5 LOB: 1 BB: 0 P: 28	R: 5 E: 0 K: 0 S: 20	H: 5 LOB: 0 BB: 0 P: 28	R: 0 E: 0 K: 2 S: 10	H: 0 LOB: 0 BB: 1 P: 15	R: 1 E: 0 K: 0 S: 10	H: 1 LOB: 0 BB: 1 P: 17	R: 1 E: 0 K: 1 S: 12	H: 1 LOB: 0 BB: 0 P: 17	R: 0 E: 0 K: 1 S: 9	H: 0 LOB: 0 BB: 0 P: 13	R: 0 E: 0 K: 0 S: 4	H: 0 LOB: 0 BB: 0 P: 6	R: 0 E: 0 K: 0 S: 7	H: 0 LOB: 0 BB: 0 P: 11		R: 0 E: 0 K: 2 S: 10	H: 0 LOB: 1 BB: 1 P: 18	1B: 7 2B: 0 3B: 0 HR: 5	SF: 0 SAC: 0 DP: 1 HBP: 0	WP: 0 PB: 0 SB: 0 CS: 0
PITCHER	IP WLS BF H R ER SO BB IBB HBP BLK WP HR S P ERA WHIP																					
Shawn Chacon, R ERA: 6.27	(1, 1) 5.0 L 27 12 11 11 5 1 0 0 0 0 0 5 70 105 19.80 2.600																					
Gabe White, L ERA: 7.95	(6, 1) 1.0 3 0 0 0 0 1 0 0 0 0 0 0 9 13 0.00 0.000																					
Dan Miceli, R ERA: 6.66	(7, 1) 1.0 3 0 0 0 0 0 0 0 0 0 0 0 4 6 0.00 0.000																					
Jay Powell, R ERA: 3.67	(8, 1) 1.0 3 0 0 0 0 0 0 0 0 0 0 0 7 11 0.00 0.000																					
Mike Myers, L ERA: 5.16	(9, 1) 1.0 4 0 0 0 0 2 1 0 0 0 0 0 0 10 18 0.00 1.000																					

Batter	1	2	3	4	5	6	7	8	9	AB	R	H	RBI	BB	SO	LOB	BOTTOM					
Juan Pierre, L OBP: 0.381, SLG: 0.387	1-0 1B FC4-6	1-1 G3-1			0-1 P6			1-2 F8		4	0	1	0	0	0	2	Anaheim Angels @ Colorado Rockies Coors Field, Denver, CO Sun Jul 08 2001, 1:05 PM MDT Att: 37,577 - Cloudy - 88 F					
Neftali Perez, S OBP: 0.334, SLG: 0.467	2-1 FC4-6 17 HR		0-0 G1-3		0-2 G4-3			1-0 F7		4	1	0	0	0	0	2						
17 Todd Helton, L OBP: 0.426, SLG: 0.663	4-1 1B HR		0-0 F9		4-2 FC6-4 BB			0-3 K		2	1	0	0	2	1	0						
Todd Walker, L OBP: 0.350, SLG: 0.495	3-1 1B HR		3-2 G4-3		0-1 FC6-4			0-1 G3-1		4	1	1	3	0	0	1						
Jeff Cirillo, R OBP: 0.356, SLG: 0.492	1-0 F9			1-0 F7		1-3 K		4-0 G1-3 DI BB		3	0	0	0	1	1	1						
Jacob Cruz, L OBP: 0.317, SLG: 0.333	2-1 1B CS		3-2 G3		1-0 F7			1-1 G1-3		4	0	1	0	0	0	2						
Cliff Brumbaugh, R OBP: 0.250, SLG: 0.320	2-1 CS	1-2 P4		4-2 BB		2-2 G5-3		1-2 G3-1		3	0	0	0	1	0	1						
Adam Melhuse, S OBP: 0.235, SLG: 0.333		2-1 SH1-4 1B		2-2 G3		0-3 K				3	0	1	0	0	1	1						
Shawn Chacon, R ERA: 6.27 Brent Butler, R OBP: 0.296, SLG: 0.250 Gabe White, L ERA: 7.95 Dan Miceli, R ERA: 6.66 Brooks Kieschnick, L OBP: 0.317, SLG: 0.463 Jay Powell, R ERA: 3.67 Mike Myers, L ERA: 5.16		0-0 SH1-4		0-1 G4-3		0-1 G1-3				0	0	0	0	0	0	0						
Inning Stats	R: 3 E: 0 K: 0 S: 10	H: 3 LOB: 0 BB: 1 P: 25	R: 0 E: 0 K: 0 S: 8	H: 1 LOB: 1 BB: 0 P: 12	R: 0 E: 0 K: 0 S: 8	H: 0 LOB: 0 BB: 0 P: 11	R: 0 E: 0 K: 0 S: 10	H: 0 LOB: 1 BB: 1 P: 20	R: 0 E: 0 K: 1 S: 8	H: 0 LOB: 0 BB: 0 P: 9	R: 0 E: 0 K: 1 S: 8	H: 0 LOB: 1 BB: 1 P: 14	R: 0 E: 0 K: 1 S: 9	H: 0 LOB: 0 BB: 0 P: 11	R: 0 E: 0 K: 1 S: 8	H: 0 LOB: 0 BB: 0 P: 10		R: 0 E: 0 K: 0 S: 7	H: 0 LOB: 1 BB: 1 P: 13	1B: 4 2B: 0 3B: 0 HR: 1	SF: 0 SAC: 1 DP: 1 HBP: 0	WP: 0 PB: 0 SB: 0 CS: 1
PITCHER	IP WLS BF H R ER SO BB IBB HBP BLK WP HR S P ERA WHIP																					
Pat Rapp, R ERA: 4.62	(1, 1) 6.0 W 24 5 3 3 1 3 0 0 0 0 0 1 53 91 4.50 1.333																					
Lou Pote, R ERA: 3.57	(7, 1) 3.0 S 10 0 0 0 0 2 1 0 0 0 0 0 0 24 34 0.00 0.333																					

Batter	1	2	3	4	5	6	7	8	9	AB	R	H	RBI	BB	SO	LOB	TOP										
Junior Spivey, R OBP: 0.397, SLG: 0.449 (1, 4)	4-2 P6-3 BB		1-0 FC6 1-2f			4-2 G6-4-3 BB			4-2 1B DI BB	1	1	0	0	3	0	1	Arizona Diamondbacks @ Anaheim Angels Edison International Field, Anaheim, CA Thu Jul 12, 2001, 10:05 PM EDT Att: 18,724 - Sunny - 77 F livebaseballscorecards.com										
Jay Bell, R OBP: 0.369, SLG: 0.443 (1, 10)	0-3 K			3-2 FC4-6 1B		1-2 G6-4-3 1-2f		2-1 P4	4	0	1	0	0	1	3												
Luis Gonzalez, L OBP: 0.441, SLG: 0.740 (1, 7)	3-2 P6-3 1-2f			2-1 FC4-6 1-2f			1-0 P5	1-2 1B 1B	4	0	1	0	0	0	2												
Matt Williams, R OBP: 0.310, SLG: 0.442 (1, 5)		1-1 P4		0-0 L8			2-0 F9	2-1 1B 1B	4	0	1	1	0	0	1												
Mark Grace, L OBP: 0.405, SLG: 0.496 (1, 3)		0-1 G4-3		3-2 G4-3			1-2 F8	1-2 3-H 1-3 K	4	0	0	0	0	1	3												
Danny Bautista, R OBP: 0.328, SLG: 0.364 (1, 8)		3-1 G4-3			1-2 G1-3			0-0 F8	3	0	0	0	0	0	0												
Reggie Sanders, R OBP: 0.323, SLG: 0.542 (1, 9)			2-2 F9		0-1 G6-3			1-1 L8	3	0	0	0	0	0	0												
Chad Moeller, R OBP: 0.302, SLG: 0.300 (1, 2)			1-0 G3		2-1 G6-3			2-2 L7	3	0	0	0	0	0	0												
Tony Womack, L OBP: 0.273, SLG: 0.307 (1, 6)			0-2 FC6 1B			1-1 B5		1-1 G5-3	3	0	1	0	0	0	0												
Inning Stats	R: 0 E: 0 K: 1 S: 11	H: 0 LOB: 0 BB: 1 P: 18	R: 0 E: 0 K: 0 S: 6	H: 0 LOB: 0 BB: 0 P: 10	R: 0 E: 0 K: 0 S: 10	H: 1 LOB: 1 BB: 0 P: 14	R: 0 E: 0 K: 0 S: 11	H: 1 LOB: 1 BB: 0 P: 19	R: 0 E: 0 K: 0 S: 8	H: 0 LOB: 0 BB: 0 P: 11	R: 0 E: 0 K: 0 S: 5	H: 0 LOB: 0 BB: 0 P: 9	R: 0 E: 0 K: 0 S: 6	H: 0 LOB: 0 BB: 0 P: 9	R: 1 E: 0 K: 1 S: 14	H: 2 LOB: 2 BB: 1 P: 25	1B: 4 2B: 1 3B: 0 HR: 0	SF: 0 SAC: 0 DP: 2 HBP: 0	WP: 0 PB: 0 CS: 0	PA: 32							
PITCHER	IP	WLS	BF	H	R	ER	SO	BB	IBB	HBP	BLK	WP	HR	S	P	ERA	WHIP										
Scott Schoeneweis, L ERA: 4.66 (1, 1)	8.2	W	31	4	1	1	1	3	0	0	0	0	0	76	125	1.04	0.808										
Troy Percival, R ERA: 0.84 (9, 1)	0.1	S	1	0	0	0	1	0	0	0	0	0	0	3	4	0.00	0.000										

Batter	1	2	3	4	5	6	7	8	9	AB	R	H	RBI	BB	SO	LOB	BOTTOM										
David Eckstein, R OBP: 0.351, SLG: 0.344 (1, 6)	1-2 E9 S 16 2B G4-1	0-0 F8			2-2 F9			1-1 F9		4	1	0	0	0	0	0	Arizona Diamondbacks @ Anaheim Angels Edison International Field, Anaheim, CA Thu Jul 12, 2001, 10:05 PM EDT Att: 18,724 - Sunny - 77 F livebaseballscorecards.com										
Adam Kennedy, L OBP: 0.356, SLG: 0.413 (1, 4)	0-2 G4-1 1-2		1-2 F8		0-0 F7			2-1 G4-3		4	0	0	0	0	1												
Darin Erstad, L OBP: 0.349, SLG: 0.398 (1, 8)	0-0 F5		1-2 G5-3			2-1 G4-3				3	0	0	0	0	1												
Troy Glaus, R OBP: 0.358, SLG: 0.516 (1, 5)	4-2 16 2B 1B BB 2-3		0-0 F8			2-1 G5-3				2	1	0	0	1	0												
16 Garret Anderson, L OBP: 0.305, SLG: 0.444 (1, 7)	2-1 1B 2B 1-3 3-H			1-2 P4		1-0 G4-1				3	1	1	1	0	0												
Shawn Wooten, R OBP: 0.348, SLG: 0.534 (1, 10)	1-2 S 1B 2-H 3-H			0-0 F7		3-2 F5				3	0	1	2	0	0												
Benji Gil, R OBP: 0.358, SLG: 0.526 Scott Spiezio, S OBP: 0.300, SLG: 0.385 (8, 3)	2-3 K			2-3 K			0-1 1B			3	0	1	0	0	2												
Bengie Molina, R OBP: 0.313, SLG: 0.298 (1, 2)		1-3 K			0-1 HR		3-2 L3			3	1	1	1	0	1												
Jeff DaVanon, S OBP: 0.298, SLG: 0.465 (1, 9)		2-1 F8			1-0 F7			0-0 G5-3		3	0	0	0	0	0												
Inning Stats	R: 3 E: 1 K: 1 S: 18	H: 2 LOB: 1 BB: 1 P: 28	R: 0 E: 0 K: 1 S: 7	H: 0 LOB: 0 BB: 0 P: 10	R: 0 E: 0 K: 0 S: 10	H: 0 LOB: 0 BB: 0 P: 12	R: 0 E: 0 K: 1 S: 9	H: 0 LOB: 0 BB: 0 P: 12	R: 1 E: 0 K: 0 S: 7	H: 1 LOB: 0 BB: 0 P: 10	R: 0 E: 0 K: 0 S: 5	H: 0 LOB: 0 BB: 0 P: 10	R: 0 E: 0 K: 0 S: 10	H: 1 LOB: 0 BB: 0 P: 16	R: 0 E: 0 K: 0 S: 5	H: 0 LOB: 0 BB: 0 P: 8	1B: 2 2B: 2 3B: 0 HR: 1	SF: 0 SAC: 0 DP: 1 HBP: 0	WP: 0 PB: 0 CS: 0	PA: 29							
PITCHER	IP	WLS	BF	H	R	ER	SO	BB	IBB	HBP	BLK	WP	HR	S	P	ERA	WHIP										
Brian Anderson, L ERA: 4.35 (1, 1)	8.0	L	29	4	4	1	3	1	0	0	0	0	1	71	106	1.12	0.625										

Batter	1	2	3	4	5	6	7	8	9	AB	R	H	RBI	BB	SO	LOB	TOP										
David Dellucci, L (1, 8) OBP: 0.340, SLG: 0.511	G3-1		FC4-6			L5	P4		G3	5	0	0	0	0	0	2											
Jay Bell, R (1, 4) OBP: 0.370, SLG: 0.444 Craig Counsell, L (8, FR) OBP: 0.358, SLG: 0.355	K		F7			HR		2B		4	1	2	0	0	1	1											
Luis Gonzalez, L (1, 7) OBP: 0.444, SLG: 0.751	1B				F9	HR		FC1-6		4	2	3	3	0	0	0											
Matt Williams, R (1, 5) OBP: 0.302, SLG: 0.430	G2-3				F9	G5-3		K		4	0	0	0	0	1	3											
Mark Grace, L (1, 3) OBP: 0.410, SLG: 0.514		F7				HR		FC1-6		3	1	2	1	1	0	0											
Reggie Sanders, R (1, 9) OBP: 0.318, SLG: 0.533	K		L6			K		FC1-6		4	0	0	1	0	2	2											
Erubiel Durazo, L (1, 10) OBP: 0.350, SLG: 0.584	G3				K		P8	CS		4	1	1	0	0	1	0											
Damian Miller, R (1, 2) OBP: 0.326, SLG: 0.380			K		G6-3		G5-3		SH1-4	3	0	0	0	0	1	0											
Tony Womack, L (1, 6) OBP: 0.275, SLG: 0.309			FC4-6		F7			G1-3		4	0	2	1	0	0	0											
Inning Stats	R: 0 E: 0 K: 1 S: 11	H: 1 LOB: 1 BB: 0 P: 16	R: 0 E: 0 K: 1 S: 10	H: 0 LOB: 0 BB: 0 P: 16	R: 0 E: 0 K: 1 S: 7	H: 1 LOB: 1 BB: 0 P: 9	R: 0 E: 0 K: 0 S: 5	H: 1 LOB: 1 BB: 0 P: 11	R: 0 E: 0 K: 1 S: 9	H: 0 LOB: 0 BB: 0 P: 13	R: 3 E: 0 K: 1 S: 13	H: 3 LOB: 0 BB: 0 P: 20	R: 0 E: 0 K: 0 S: 9	H: 1 LOB: 1 BB: 0 P: 10	R: 2 E: 0 K: 1 S: 9	H: 2 LOB: 1 BB: 1 P: 18	R: 1 E: 0 K: 0 S: 7	H: 1 LOB: 0 BB: 0 P: 8	1B: 5 2B: 3 3B: 0 HR: 2	SF: 0 SAC: 1 DP: 0 HBP: 0	WP: 0 PB: 1 CS: 1	PA: 38					
PITCHER	IP	WLS	BF	H	R	ER	SO	BB	IBB	HBP	BLK	WP	HR	S	P	ERA	WHIP										
Ismael Valdez, R (1, 1) ERA: 4.28	7.0	L	28	7	3	3	5	0	0	0	0	0	2	64	95	3.86	1.000										
Ben Weber, R (8, 1) ERA: 3.15	1.0		5	2	2	1	1	0	1	0	0	0	0	9	18	9.00	2.000										
Mike Holtz, L (9, 1) ERA: 4.22	1.0		4	1	1	1	0	0	0	0	0	0	0	7	8	9.00	1.000										

Arizona Diamondbacks @ Anaheim Angels
Edison International Field, Anaheim, CA
Fri Jul 13 2001, 10:05 PM EDT
Att: 32,777 - Sunny - 76 F

livebaseballscores.com

AB 35
R 6
H 10
RBI 6
BB 1
SO 6
LOB 8



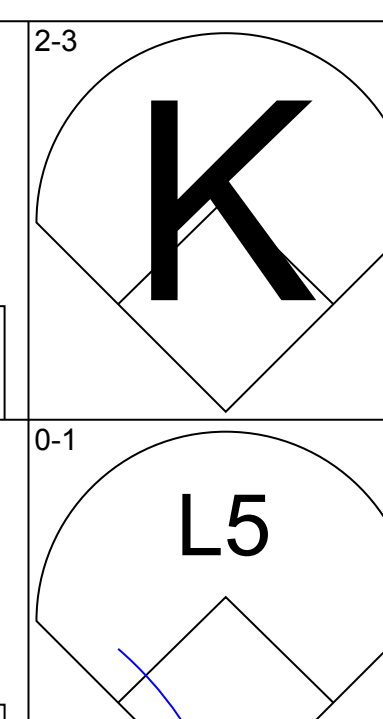
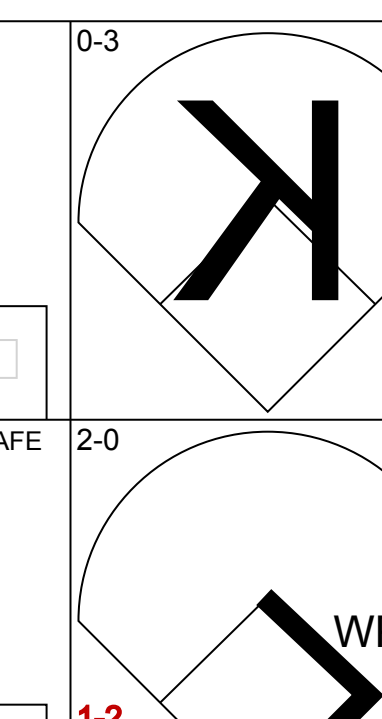
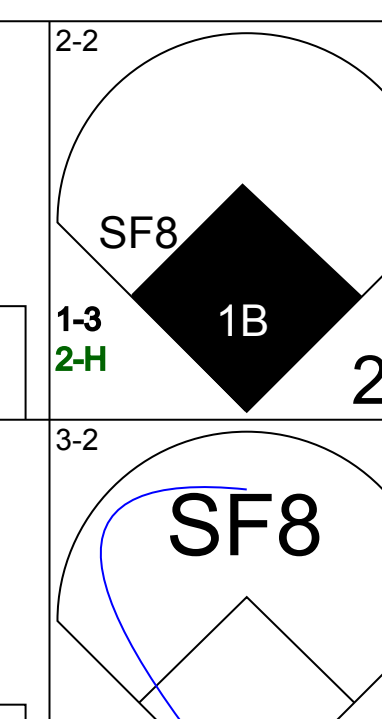
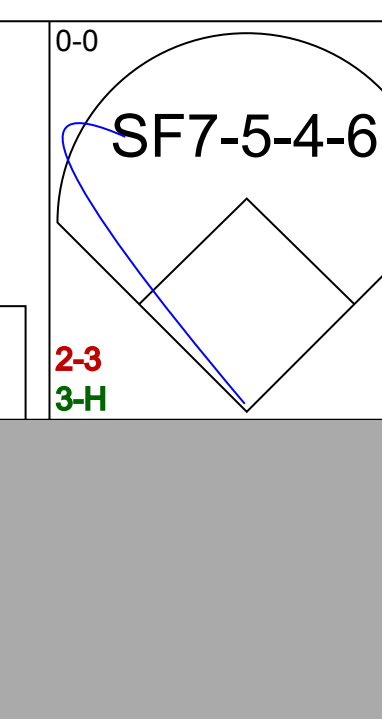
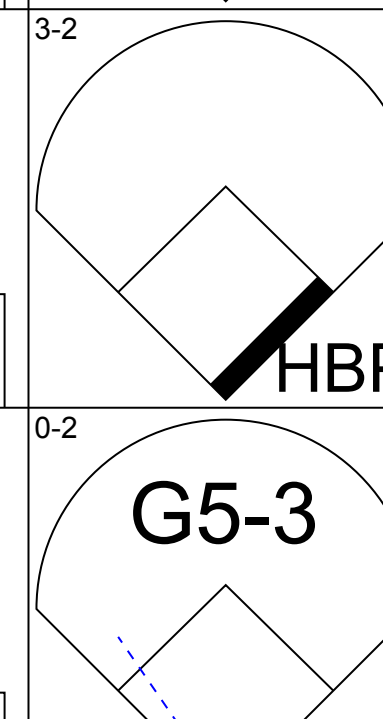
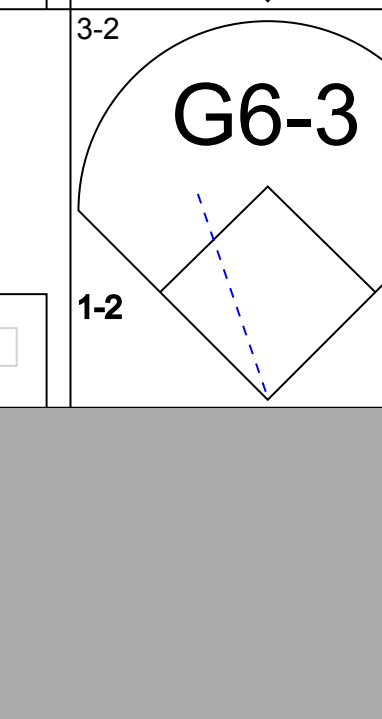
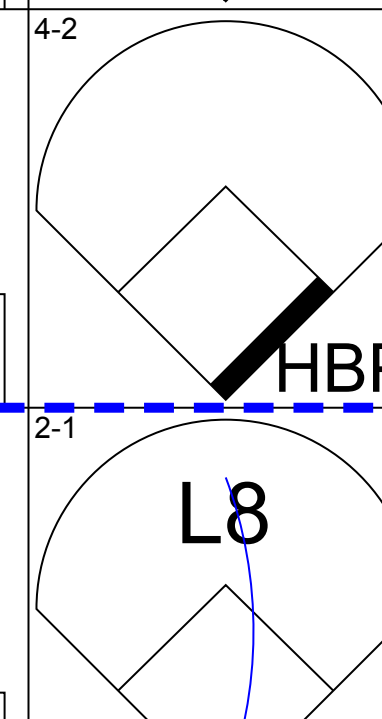
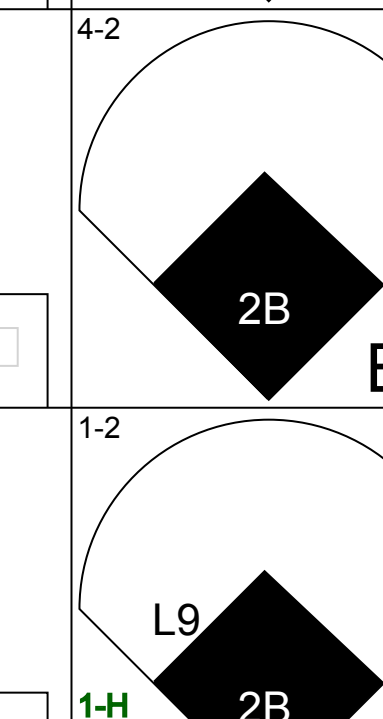


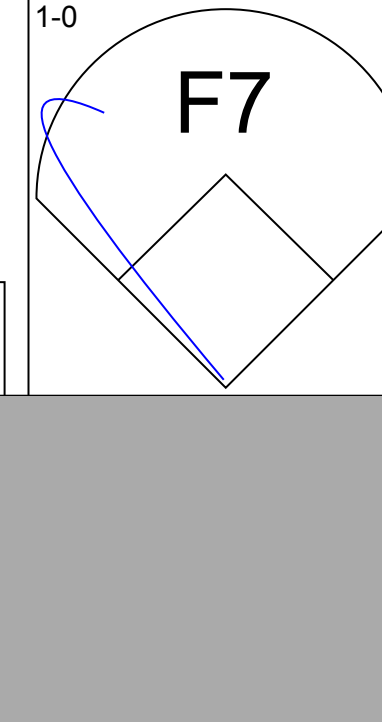
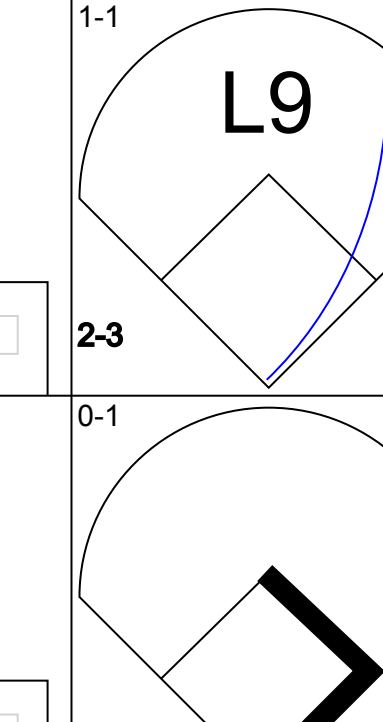


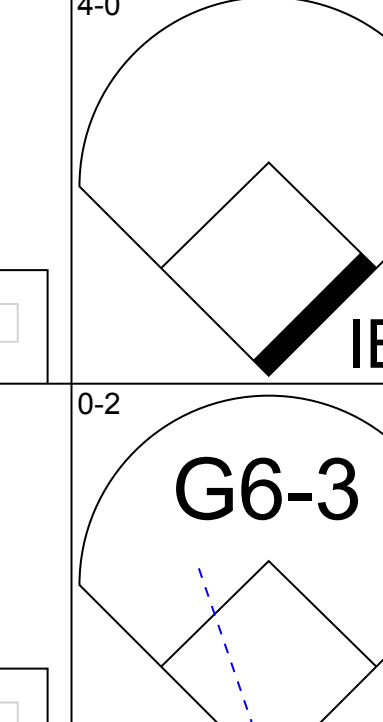
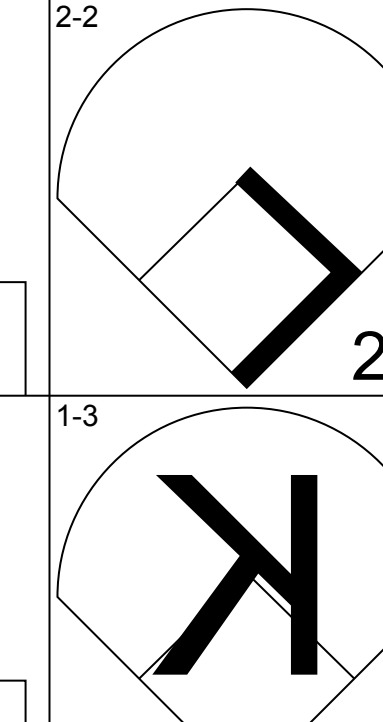
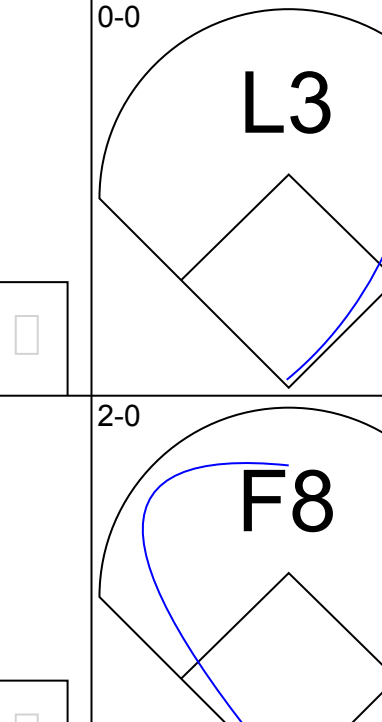
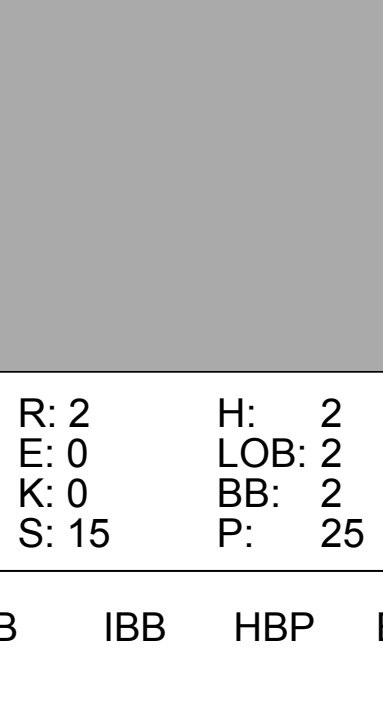

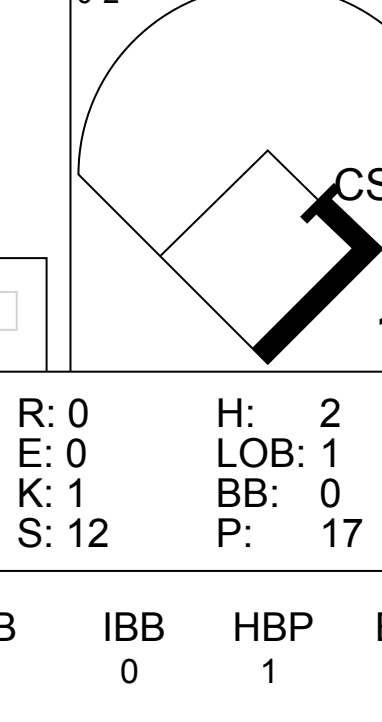
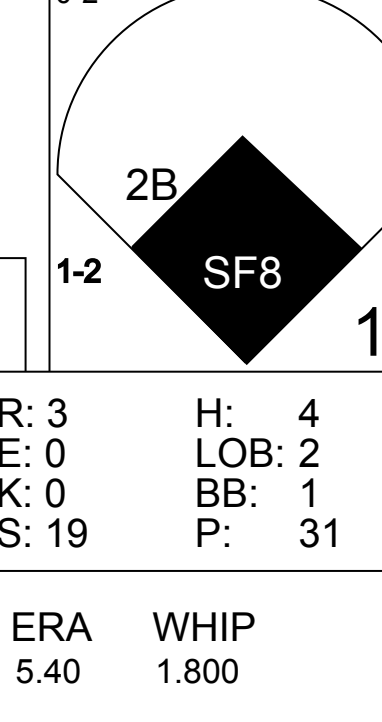
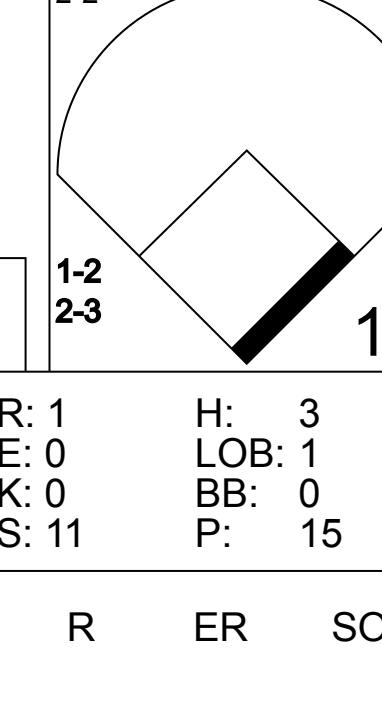
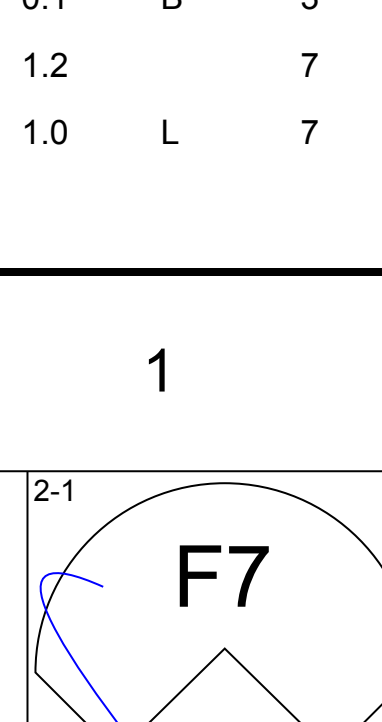
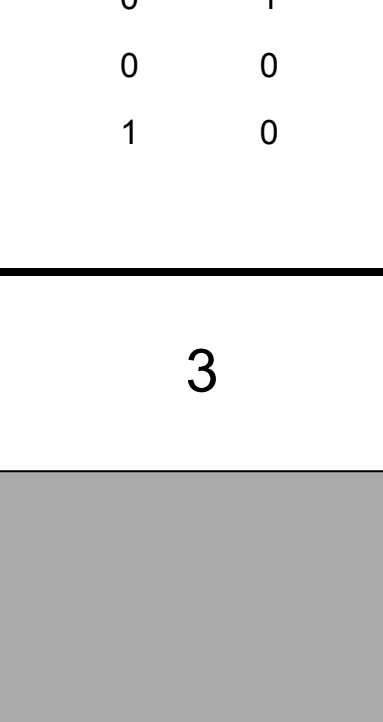
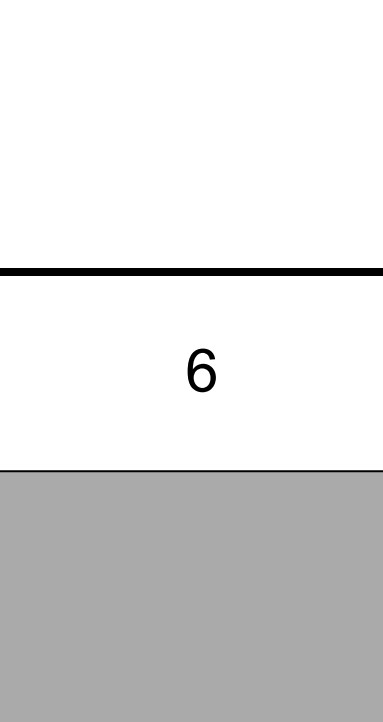
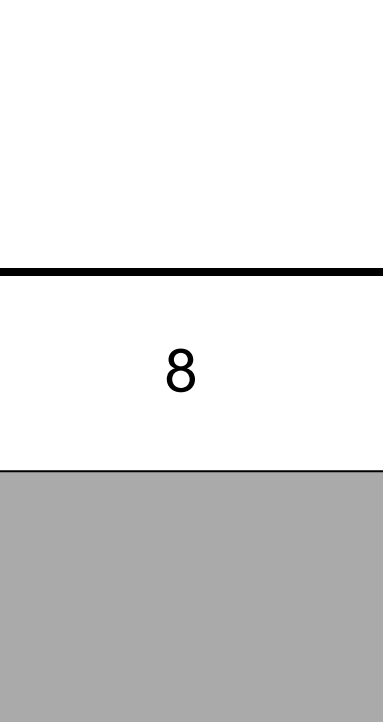
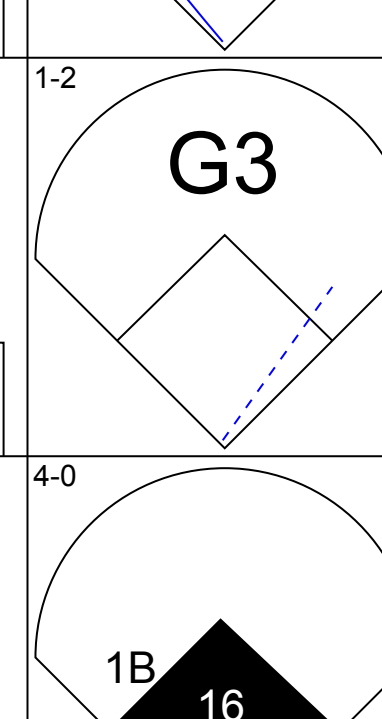

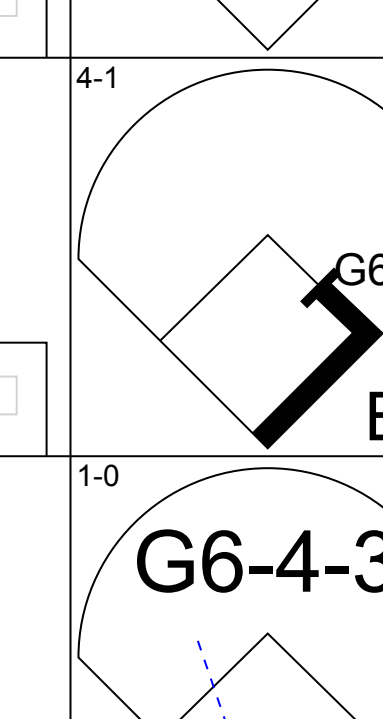
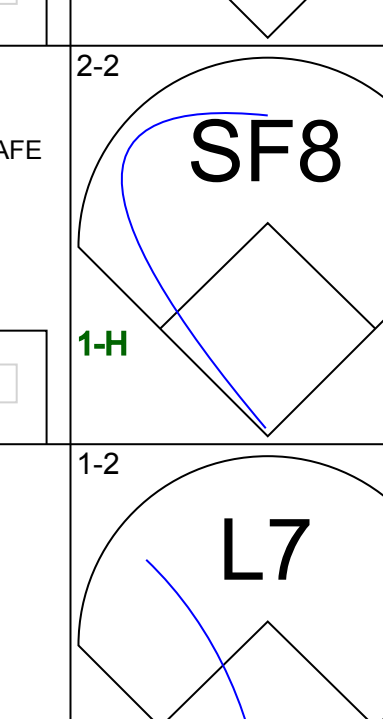
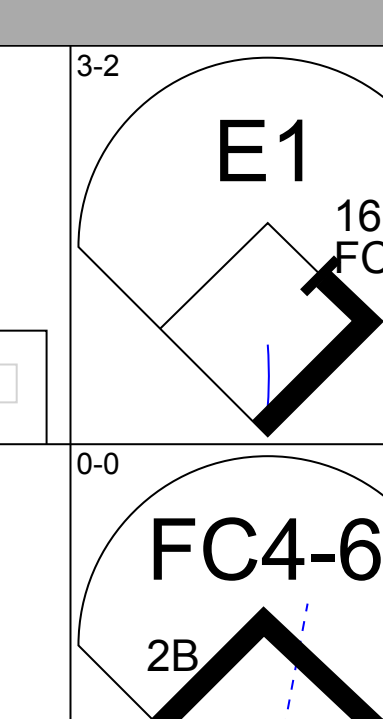
Batter	1	2	3	4	5	6	7	8	9	AB	R	H	RBI	BB	SO	LOB	BOTTOM										
David Eckstein, R (1, 6) OBP: 0.347, SLG: 0.340	F7		F9		F8			P4		4	0	0	0	0	0	0											
Adam Kennedy, L (1, 4) OBP: 0.351, SLG: 0.407	F9		K		F7			K		4	0	0	0	0	2	0											
Darin Erstad, L (1, 8) OBP: 0.348, SLG: 0.396	K		K			G4-3		1B		4	0	1	0	0	2	0											
Troy Glaus, R (1, 5) OBP: 0.357, SLG: 0.512		K			16 G3-6-3	P4		L9		4	0	1	0	0	1	1											
16 Garret Anderson, L (1, 7) OBP: 0.304, SLG: 0.450		K		G3-6-3		HR		L7		4	1	1	1	0	1	1											
Scott Spiezio, S (1, 3) OBP: 0.308, SLG: 0.408		HR			1B	K		E		4	1	3	1	0	1	0											
Shawn Wooten, R (1, 10) OBP: 0.352, SLG: 0.533		1B			1B			1B		4	0	2	0	0	1	1											
Bengie Molina, R (1, 2) OBP: 0.312, SLG: 0.296		1B			G1-3		G5-3	K		4	0	1	0	0	1	3											
Orlando Palmeiro, L (1, 9) OBP: 0.346, SLG: 0.386		G5-3			G3		F7			3	0	0	0	0	0	2											
Inning Stats	R: 0 E: 0 K: 1 S: 6	H: 0 LOB: 0 BB: 0 P: 7	R: 1 E: 0 K: 2 S: 16	H: 3 LOB: 2 BB: 0 P: 23	R: 0 E: 0 K: 2 S: 9	H: 0 LOB: 0 BB: 0 P: 10	R: 0 E: 0 K: 0 S: 12	H: 3 LOB: 2 BB: 0 P: 17	R: 0 E: 0 K: 0 S: 5	H: 0 LOB: 0 BB: 0 P: 8	R: 1 E: 0 K: 1 S: 14	H: 1 LOB: 0 BB: 0 P: 21	R: 0 E: 0 K: 0 S: 10	H: 0 LOB: 0 BB: 0 P: 13	R: 0 E: 0 K: 1 S: 10	H: 1 LOB: 1 BB: 0 P: 15	R: 0 E: 1 K: 2 S: 10	H: 1 LOB: 1 BB: 0 P: 17	1B: 7 2B: 0 3B: 0 HR: 2	SF: 0 SAC: 0 DP: 1 HBP: 0	WP: 0 PB: 0 CS: 0	PA: 35					
PITCHER	IP	WLS	BF	H	R	ER	SO	BB	IBB	HBP	BLK	WP	HR	S	P	ERA	WHIP										
Curt Schilling, R (1, 1) ERA: 3.15	8.1	W	33	9	2	2	7	0	0	0	0	0	2	86	120	2.16	1.080										
Byung-Hyun Kim, R (9, 1) ERA: 3.05	0.2		2	0	0	0	2	0	0	0	0	0	0	6	11	0.00	0.000										

Arizona Diamondbacks @ Anaheim Angels
Edison International Field, Anaheim, CA
Fri Jul 13 2001, 10:05 PM EDT
Att: 32,777 - Sunny - 76 F

livebaseballscores.com

AB 35
R 2
H 9
RBI 2
BB 0
SO 9
LOB 8




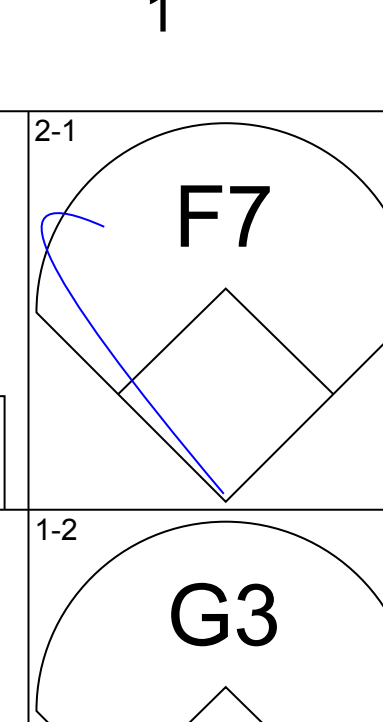
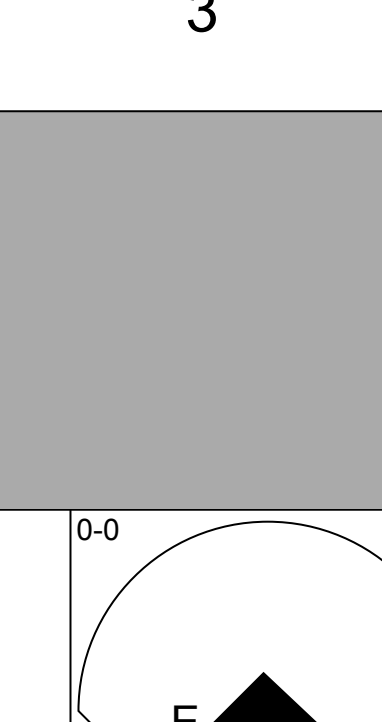
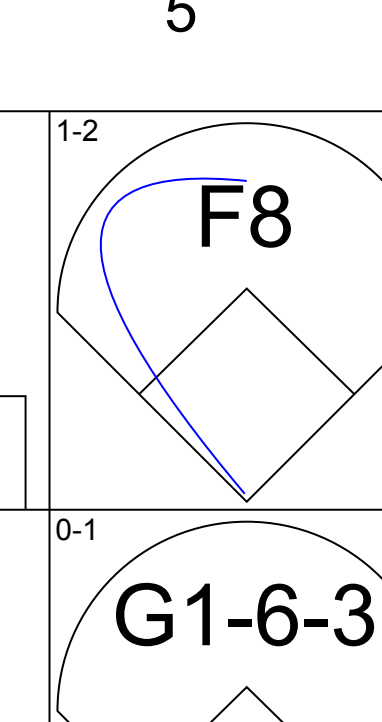
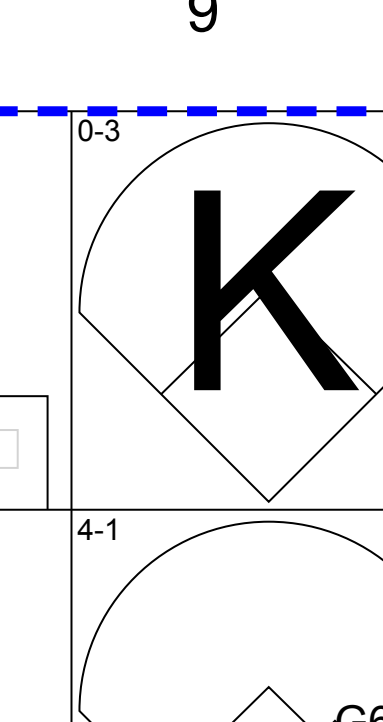
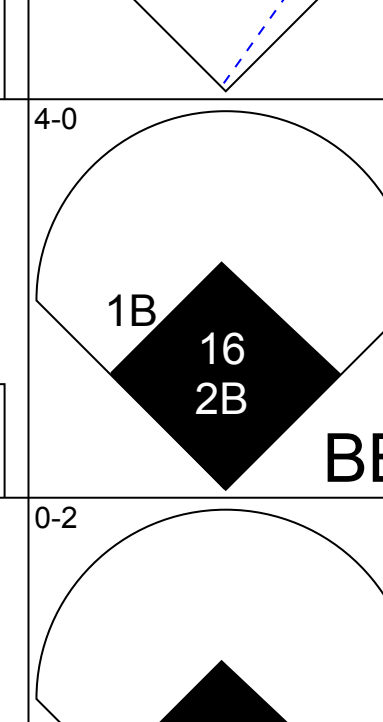
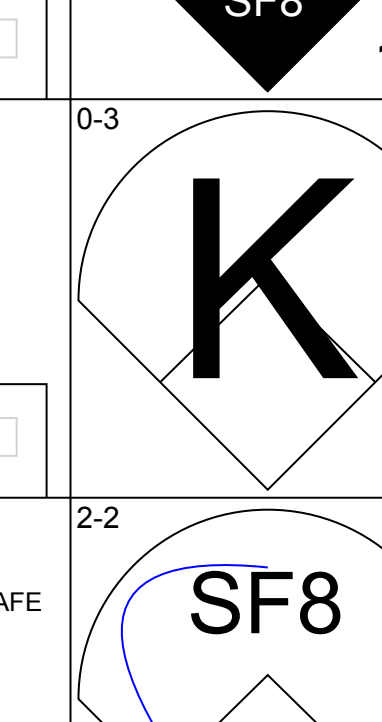
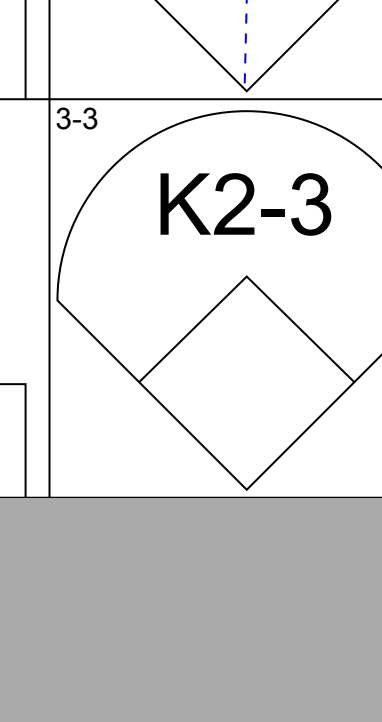
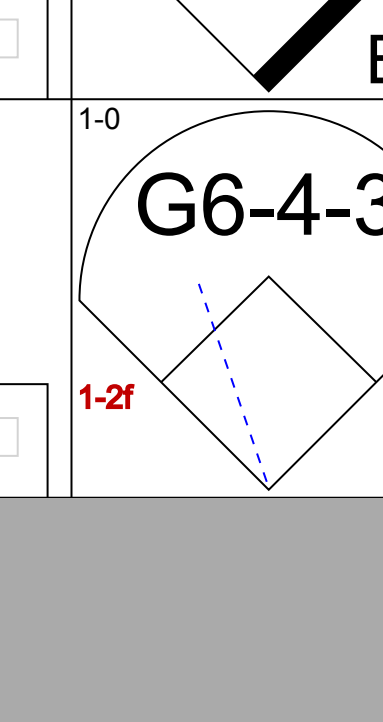
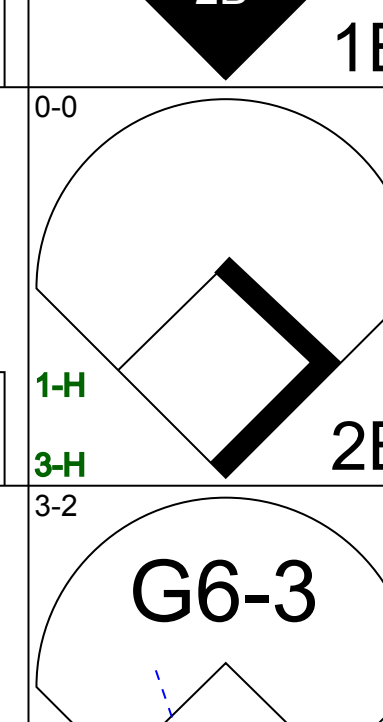
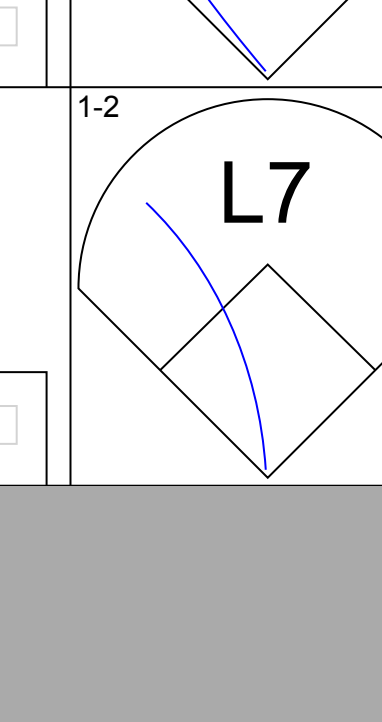




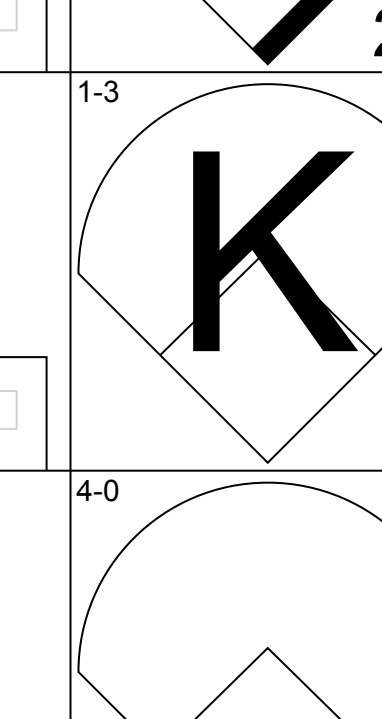

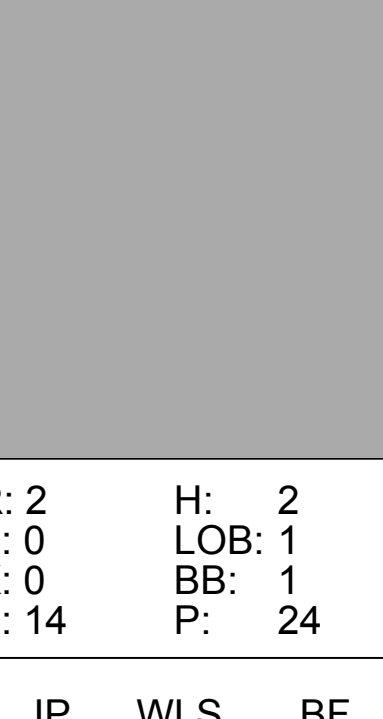
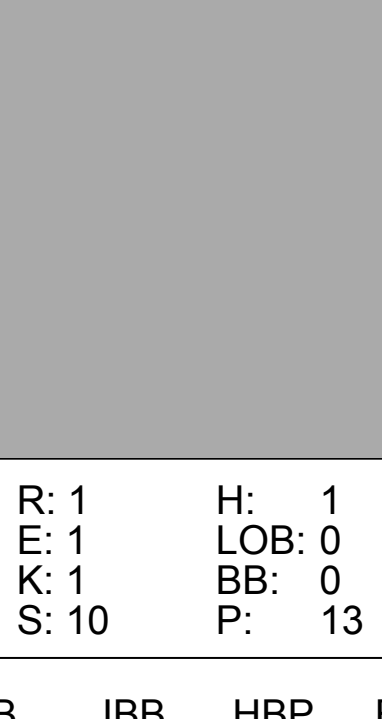
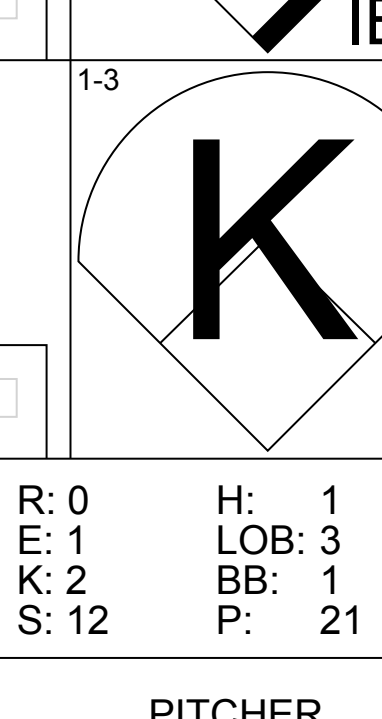
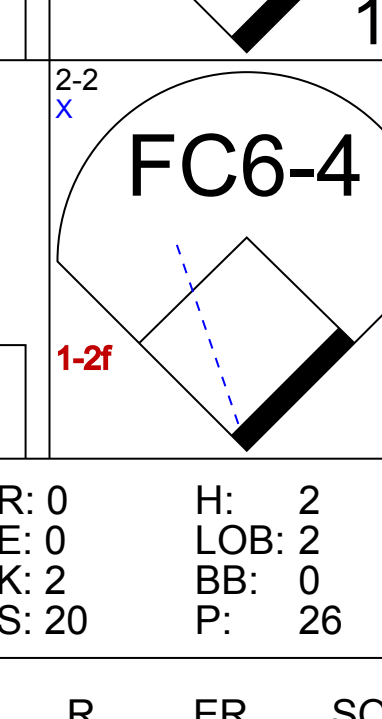



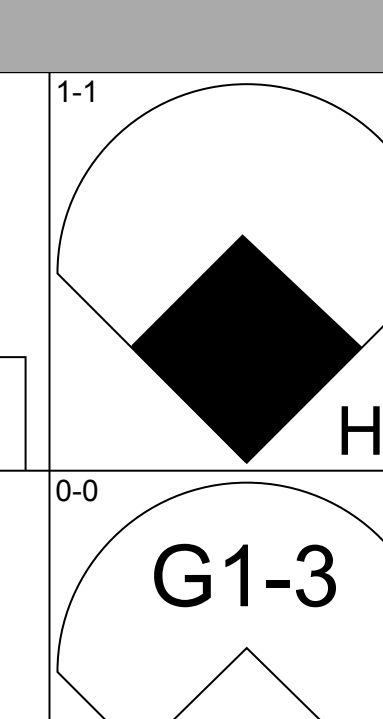
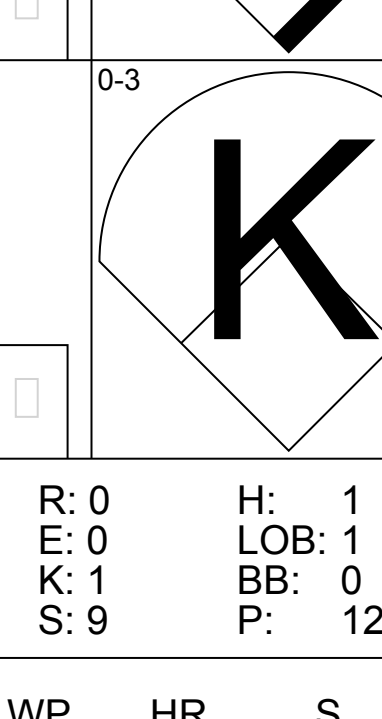

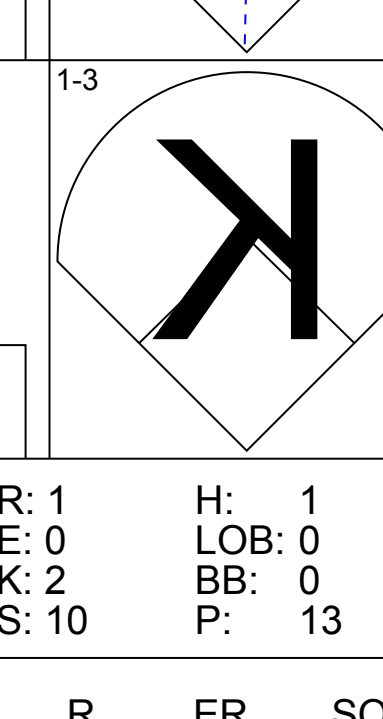


Batter	1	2	3	4	5	6	7	8	9	AB	R	H	RBI	BB	SO	LOB	TOP																		
Junior Spivey, R OBP: 0.393, SLG: 0.462 Craig Counsell, L OBP: 0.359, SLG: 0.357 (7, PH)										3	1	1	1	0	2	1																			
Jay Bell, R OBP: 0.370, SLG: 0.454 (1, 10)										4	1	2	2	0	0	0																			
Luis Gonzalez, L OBP: 0.449, SLG: 0.749 (1, 7)										1	1	0	0	2	0	1																			
Matt Williams, R OBP: 0.311, SLG: 0.449 (1, 5)										5	1	3	2	0	0	2																			
Mark Grace, L OBP: 0.407, SLG: 0.512 (1, 3)										5	0	1	0	0	0	5																			
Danny Bautista, R OBP: 0.319, SLG: 0.354 Steve Finley, L OBP: 0.304, SLG: 0.340 (8, PH)										3	0	0	0	0	1	4																			
Reggie Sanders, R OBP: 0.316, SLG: 0.528 David Dellucci, L OBP: 0.347, SLG: 0.511 (6, PH)										2	0	0	0	0	2	2																			
Damian Miller, R OBP: 0.323, SLG: 0.376 (1, 2)										5	1	1	0	0	1	5																			
Tony Womack, L OBP: 0.281, SLG: 0.315 (1, 6)										4	1	3	0	0	0	0																			
Inning Stats	R: 0 E: 0 K: 1 S: 12	H: 0 LOB: 1 BB: 0 P: 17	R: 0 E: 0 K: 3 S: 16	H: 1 LOB: 1 BB: 0 P: 22	R: 0 E: 0 K: 1 S: 12	H: 2 LOB: 1 BB: 0 P: 17	R: 0 E: 0 K: 1 S: 8	H: 1 LOB: 1 BB: 0 P: 12	R: 3 E: 0 K: 0 S: 19	H: 4 LOB: 2 BB: 1 P: 31	R: 0 E: 0 K: 1 S: 7	H: 0 LOB: 0 BB: 0 P: 10	R: 1 E: 0 K: 0 S: 7	H: 2 LOB: 1 BB: 0 P: 15	R: 1 E: 0 K: 0 S: 11	H: 3 LOB: 1 BB: 0 P: 15	R: 2 E: 0 K: 0 S: 15	H: 2 LOB: 2 BB: 2 P: 25	1B: 9 2B: 6 3B: 0 HR: 1	SF: 2 SAC: 0 DP: 1 HBP: 2	WP: 1 PB: 0 SB: 0 CS: 1	PA: 44													
PITCHER	IP WLS BF H R ER SO BB IBB HBP BLK WP HR S P ERA WHIP																																		
Jarrod Washburn, L ERA: 3.61	5.0	24	8	3	3	6	1	0	1	0	1	0	67	99	5.40	1.800																			
Shigetoshi Hasegawa, R ERA: 4.15	1.0	3	0	0	0	1	0	0	0	0	0	0	7	10	0.00	0.000																			
Mike Holtz, L ERA: 4.57	0.1	3	2	1	1	0	0	0	0	0	1	4	9	27.00	6.000																				
Al Levine, R ERA: 2.27	1.2	7	3	1	1	0	0	0	0	0	0	14	21	5.40	1.800																				
Troy Percival, R ERA: 1.38	1.0	7	2	2	2	0	1	1	0	0	0	15	25	18.00	3.000																				

Arizona Diamondbacks @ Anaheim Angels
Edison International Field, Anaheim, CA
Sat Jul 14 2001, 10:05 PM EDT
Att: 30,044 - Sunny - 72 F

livebaseballscorecards.com

AB 37
R 7
H 15
RBI 7
BB 3
SO 7
LOB 20



Batter	1	2	3	4	5	6	7	8	9	AB	R	H	RBI	BB	SO	LOB	BOTTOM																	
David Eckstein, R OBP: 0.345, SLG: 0.341 (1, 6)										5	1	1	0	0	2	0																		
Darin Erstad, L OBP: 0.348, SLG: 0.394 (1, 8)										4	1	1	0	1	0	1																		
Troy Glaus, R OBP: 0.355, SLG: 0.508 (1, 5)										3	1	0	1	1	2	2																		
Shawn Wooten, R OBP: 0.349, SLG: 0.529 (1, 10)										3	1	1	1	0	0	0																		
16 Garret Anderson, L OBP: 0.304, SLG: 0.450 (1, 7)										4	0	1	2	0	1	1																		
Scott Spiezio, S OBP: 0.312, SLG: 0.415 (1, 3)										4	0	2	0	0	0	1																		
Benji Gil, R OBP: 0.358, SLG: 0.541 Adam Kennedy, L OBP: 0.350, SLG: 0.405 (6, PH)										3	1	1	1	0	1	2																		
Bengie Molina, R OBP: 0.324, SLG: 0.305 (1, 2)										3	0	2	0	1	0	0																		
Jeff DaVanon, S OBP: 0.280, SLG: 0.435 Orlando Palmeiro, L OBP: 0.344, SLG: 0.383 (8, PH)										3	0	0	0	0	3	4																		
Inning Stats	R: 2 E: 0 K: 0 S: 14	H: 2 LOB: 1 BB: 1 P: 24	R: 1 E: 0 K: 2 S: 10	H: 1 LOB: 0 BB: 0 P: 13	R: 1 E: 1 K: 1 S: 10	H: 1 LOB: 0 BB: 0 P: 13	R: 0 E: 0 K: 1 S: 9	H: 1 LOB: 1 BB: 0 P: 12	R: 0 E: 0 K: 1 S: 11	H: 0 LOB: 0 BB: 0 P: 15	R: 0 E: 1 K: 2 S: 12	H: 1 LOB: 3 BB: 1 P: 21	R: 1 E: 0 K: 0 S: 8	H: 1 LOB: 0 BB: 0 P: 10	R: 0 E: 0 K: 2 S: 20	H: 2 LOB: 2 BB: 0 P: 26	R: 0 E: 0 K: 1 S: 5	H: 0 LOB: 0 BB: 1 P: 10	1B: 5 2B: 3 3B: 0 HR: 1	SF: 2 SAC: 0 DP: 1 HBP: 0	WP: 0 PB: 0 SB: 0 CS: 0	PA: 39												
PITCHER	IP WLS BF H R ER SO BB IBB HBP BLK WP HR S P ERA WHIP																																	
Randy Johnson, L ERA: 2.84	7.0	31	7	5	4	7	1	1	0	0	0	74	108	5.14	1.143																			
Troy Brohawn, L ERA: 4.35	0.1	2	1	0	0	1	0	0	0	0	0	7	10	0.00	3.000																			
Bret Prinz, R ERA: 1.09	0.2	3	1	0	0	1	0	0	0	0	0	13	16	0.00	1.500																			
Byung-Hyun Kim, R ERA: 3.0	1.0	3	0	0	0	1	1	0	0	0	0	5	10	0.00	1.000																			

Arizona Diamondbacks @ Anaheim Angels
Edison International Field, Anaheim, CA
Sat Jul 14 2001, 10:05 PM EDT
Att: 30,044 - Sunny - 72 F

livebaseballscorecards.com

AB 34
R 5
H 9
RBI 5
BB 3
SO 10
LOB 14



Batter	1	2	3	4	5	6	7	8	9	AB	R	H	RBI	BB	SO	LOB	TOP							
Rickey Henderson, R OBP: 0.357, SLG: 0.339	P3		P3			1B			G4-3 DI WP	4	2	2	1	1	0	0	San Diego Padres @ Anaheim Angels Edison International Field, Anaheim, CA Mon Jul 16 2001, 10:05 PM EDT Att: 19,456 - Sunny - 73 F							
Mark Kotsay, L OBP: 0.376, SLG: 0.450	S 1B BB					L9 1B FC6-4			G4-3	4	1	2	1	1	0	3								
Ryan Klesko, L Alex Arias, R Emil Brown, R	S 1B		F8			L9 1B FC6-4			S 1B	4	0	2	1	0	0	1								
Phil Nevin, R OBP: 0.392, SLG: 0.598	K					L9			S 1B	3	0	0	0	1	2	4								
Dave Magadan, L Bubba Trammell, R	F7					L9			G6-4-3 BB	3	0	1	1	0	0	3								
Ben Davis, S OBP: 0.384, SLG: 0.397		G5-3				F7				4	0	0	0	0	1	3								
Mike Darr, L OBP: 0.381, SLG: 0.325		L9				G3-1			G5-3	4	0	0	0	0	0	1								
Damian Jackson, R OBP: 0.337, SLG: 0.387		K				1B 1B			F8	4	1	1	0	0	2	0								
D'Angelo Jimenez, S OBP: 0.368, SLG: 0.450			F9			1B 1B			G4-3	3	1	1	0	1	0	0								
Inning Stats	R: 0 E: 0 K: 1 S: 12	H: 1 LOB: 2 BB: 1 P: 21	R: 0 E: 0 K: 1 S: 10	H: 0 LOB: 0 BB: 0 P: 15	R: 0 E: 0 K: 0 S: 9	H: 1 LOB: 1 BB: 0 P: 16	R: 0 E: 0 K: 1 S: 9	H: 1 LOB: 1 BB: 0 P: 15	R: 4 E: 0 K: 0 S: 22	H: 5 LOB: 1 BB: 0 P: 32	R: 0 E: 0 K: 1 S: 11	H: 0 LOB: 1 BB: 2 P: 22	R: 0 E: 0 K: 1 S: 7	H: 0 LOB: 1 BB: 0 P: 14	R: 0 E: 0 K: 0 S: 4	H: 0 LOB: 0 BB: 0 P: 5		R: 1 E: 0 K: 0 S: 17	H: 2 LOB: 2 BB: 1 P: 27	1B: 10 2B: 0 3B: 0 HR: 0	SF: 0 SAC: 0 DP: 1 HBP: 1	WP: 2 PB: 0 SB: 3 CS: 0	PA: 41	
PITCHER	IP WLS BF H R ER SO BB IBB HBP BLK WP HR S P ERA WHIP	4.0 L 21 8 4 4 3 1 0 0 0 1 0 57 91 9.00 2.250	1.2 W 7 0 0 0 1 2 0 0 0 0 0 13 26 0.00 1.200	0.1 H 1 0 0 0 0 0 0 0 0 0 3 4 0.00 0.000	1.0 H 4 0 0 0 1 0 0 1 0 0 7 14 0.00 0.000	1.0 H 3 0 0 0 0 0 0 0 0 0 4 5 0.00 0.000	1.0 S 5 2 1 1 0 1 0 0 0 0 0 17 27 9.00 3.000	1.0 S 5 2 1 1 0 1 0 0 0 0 0 4 5 0.00 0.000	PITCHER	IP WLS BF H R ER SO BB IBB HBP BLK WP HR S P ERA WHIP	1.0 S 5 2 1 1 0 1 0 0 0 0 0 17 27 9.00 3.000	1.0 S 5 2 1 1 0 1 0 0 0 0 0 17 27 9.00 3.000	1.0 S 5 2 1 1 0 1 0 0 0 0 0 17 27 9.00 3.000	1.0 S 5 2 1 1 0 1 0 0 0 0 0 17 27 9.00 3.000	1.0 S 5 2 1 1 0 1 0 0 0 0 0 17 27 9.00 3.000	1.0 S 5 2 1 1 0 1 0 0 0 0 0 17 27 9.00 3.000	1.0 S 5 2 1 1 0 1 0 0 0 0 0 17 27 9.00 3.000	1.0 S 5 2 1 1 0 1 0 0 0 0 0 17 27 9.00 3.000	1.0 S 5 2 1 1 0 1 0 0 0 0 0 17 27 9.00 3.000	1.0 S 5 2 1 1 0 1 0 0 0 0 0 17 27 9.00 3.000	1.0 S 5 2 1 1 0 1 0 0 0 0 0 17 27 9.00 3.000	1.0 S 5 2 1 1 0 1 0 0 0 0 0 17 27 9.00 3.000	1.0 S 5 2 1 1 0 1 0 0 0 0 0 17 27 9.00 3.000	1.0 S 5 2 1 1 0 1 0 0 0 0 0 17 27 9.00 3.000

AB	36
R	5
H	10
RBI	4
BB	4
SO	5
LOB	18



Batter	1	2	3	4	5	6	7	8	9	AB	R	H	RBI	BB	SO	LOB	BOTTOM																																																																																
David Eckstein, R OBP: 0.343, SLG: 0.338	P6		B1-3	E6 1B		FC6-4 F9 BB			SH1-4	4	0	1	0	0	0	1	San Diego Padres @ Anaheim Angels Edison International Field, Anaheim, CA Mon Jul 16 2001, 10:05 PM EDT Att: 19,456 - Sunny - 73 F																																																																																
Adam Kennedy, L OBP: 0.356, SLG: 0.417	F8		K	1B		BB			2B	4	0	2	1	1	1	0																																																																																	
Darin Erstad, L OBP: 0.348, SLG: 0.396	2B		F8	P2		F9			F7	5	0	1	0	0	0	5																																																																																	
16 Garret Anderson, L OBP: 0.304, SLG: 0.450	G3-1			1B 2B		G3			F7	5	2	2	0	0	0	4																																																																																	
Scott Spiezio, S OBP: 0.318, SLG: 0.416		1B 1B		1B 1B		F7			G5-3 BB	3	1	2	0	1	0	1																																																																																	
Troy Glaus, R OBP: 0.356, SLG: 0.507		K		SH1-3 SF8 1B		1B 2B			G5-3	4	2	2	1	0	1	2																																																																																	
Shawn Wooten, R OBP: 0.346, SLG: 0.517		1B		SH1-3 E 1B		K			K	4	1	2	1	0	2	3																																																																																	
Jorge Fabregas, L OBP: 0.230, SLG: 0.274		K		SH1-3		G3			G3	3	0	1	2	0	1	3																																																																																	
Orlando Palmeiro, L OBP: 0.341, SLG: 0.380		F7		SF8		1B			FC6-4 1B	3	1	2	1	0	0	2																																																																																	
Inning Stats	R: 0 E: 0 K: 0 S: 6	H: 1 LOB: 1 BB: 0 P: 10	R: 0 E: 0 K: 2 S: 12	H: 2 LOB: 2 BB: 0 P: 17	R: 0 E: 0 K: 1 S: 7	H: 0 LOB: 0 BB: 0 P: 9	R: 4 E: 1 K: 0 S: 19	H: 6 LOB: 2 BB: 0 P: 27	R: 2 E: 0 K: 1 S: 12	H: 3 LOB: 1 BB: 0 P: 23	R: 0 E: 0 K: 0 S: 6	H: 1 LOB: 2 BB: 1 P: 11	R: 0 E: 0 K: 1 S: 10	H: 0 LOB: 1 BB: 1 P: 21	R: 1 E: 0 K: 0 S: 16	H: 2 LOB: 1 BB: 0 P: 21		1B: 11 2B: 4 3B: 0 HR: 0	SF: 1 SAC: 2 DP: 0 HBP: 0	WP: 0 PB: 0 SB: 0 CS: 0	PA: 40																																																																												
PITCHER	IP WLS BF H R ER SO BB IBB HBP BLK WP HR S P ERA WHIP	4.0 L 22 10 5 5 3 0 0 0 0 0 0 12 20 6.75 2.250	1.1 L 6 3 1 1 1 0 0 0 0 0 0 4 13 0.00 3.000	0.2 L 4 0 0 0 0 2 0 0 0 0 0 4 13 0.00 3.000	2.0 L 8 2 1 1 1 0 0 0 0 0 0 26 38 4.50 1.000	1.1 L 6 3 1 1 1 0 0 0 0 0 0 12 20 6.75 2.250	0.2 L 4 0 0 0 0 2 0 0 0 0 0 4 13 0.00 3.000	2.0 L 8 2 1 1 1 0 0 0 0 0 0 26 38 4.50 1.000	PITCHER	IP WLS BF H R ER SO BB IBB HBP BLK WP HR S P ERA WHIP	1.1 L 6 3 1 1 1 0 0 0 0 0 0 12 20 6.75 2.250	0.2 L 4 0 0 0 0 2 0 0 0 0 0 4 13 0.00 3.000	2.0 L 8 2 1 1 1 0 0 0 0 0 0 26 38 4.50 1.000	1.1 L 6 3 1 1 1 0 0 0 0 0 0 12 20 6.75 2.250	0.2 L 4 0 0 0 0 2 0 0 0 0 0 4 13 0.00 3.000	2.0 L 8 2 1 1 1 0 0 0 0 0 0 26 38 4.50 1.000	1.1 L 6 3 1 1 1 0 0 0 0 0 0 12 20 6.75 2.250	0.2 L 4 0 0 0 0 2 0 0 0 0 0 4 13 0.00 3.000	2.0 L 8 2 1 1 1 0 0 0 0 0 0 26 38 4.50 1.000	1.1 L 6 3 1 1 1 0 0 0 0 0 0 12 20 6.75 2.250	0.2 L 4 0 0 0 0 2 0 0 0 0 0 4 13 0.00 3.000	2.0 L 8 2 1 1 1 0 0 0 0 0 0 26 38 4.50 1.000	1.1 L 6 3 1 1 1 0 0 0 0 0 0 12 20 6.75 2.250	0.2 L 4 0 0 0 0 2 0 0 0 0 0 4 13 0.00 3.000	2.0 L 8 2 1 1 1 0 0 0 0 0 0 26 38 4.50 1.000	1.1 L 6 3 1 1 1 0 0 0 0 0 0 12 20 6.75 2.250	0.2 L 4 0 0 0 0 2 0 0 0 0 0 4 13 0.00 3.000	2.0 L 8 2 1 1 1 0 0 0 0 0 0 26 38 4.50 1.000	1.1 L 6 3 1 1 1 0 0 0 0 0 0 12 20 6.75 2.250	0.2 L 4 0 0 0 0 2 0 0 0 0 0 4 13 0.00 3.000	2.0 L 8 2 1 1 1 0 0 0 0 0 0 26 38 4.50 1.000	1.1 L 6 3 1 1 1 0 0 0 0 0 0 12 20 6.75 2.250	0.2 L 4 0 0 0 0 2 0 0 0 0 0 4 13 0.00 3.000	2.0 L 8 2 1 1 1 0 0 0 0 0 0 26 38 4.50 1.000	1.1 L 6 3 1 1 1 0 0 0 0 0 0 12 20 6.75 2.250	0.2 L 4 0 0 0 0 2 0 0 0 0 0 4 13 0.00 3.000	2.0 L 8 2 1 1 1 0 0 0 0 0 0 26 38 4.50 1.000	1.1 L 6 3 1 1 1 0 0 0 0 0 0 12 20 6.75 2.250	0.2 L 4 0 0 0 0 2 0 0 0 0 0 4 13 0.00 3.000	2.0 L 8 2 1 1 1 0 0 0 0 0 0 26 38 4.50 1.000	1.1 L 6 3 1 1 1 0 0 0 0 0 0 12 20 6.75 2.250	0.2 L 4 0 0 0 0 2 0 0 0 0 0 4 13 0.00 3.000	2.0 L 8 2 1 1 1 0 0 0 0 0 0 26 38 4.50 1.000	1.1 L 6 3 1 1 1 0 0 0 0 0 0 12 20 6.75 2.250	0.2 L 4 0 0 0 0 2 0 0 0 0 0 4 13 0.00 3.000	2.0 L 8 2 1 1 1 0 0 0 0 0 0 26 38 4.50 1.000	1.1 L 6 3 1 1 1 0 0 0 0 0 0 12 20 6.75 2.250	0.2 L 4 0 0 0 0 2 0 0 0 0 0 4 13 0.00 3.000	2.0 L 8 2 1 1 1 0 0 0 0 0 0 26 38 4.50 1.000	1.1 L 6 3 1 1 1 0 0 0 0 0 0 12 20 6.75 2.250	0.2 L 4 0 0 0 0 2 0 0 0 0 0 4 13 0.00 3.000	2.0 L 8 2 1 1 1 0 0 0 0 0 0 26 38 4.50 1.000	1.1 L 6 3 1 1 1 0 0 0 0 0 0 12 20 6.75 2.250	0.2 L 4 0 0 0 0 2 0 0 0 0 0 4 13 0.00 3.000	2.0 L 8 2 1 1 1 0 0 0 0 0 0 26 38 4.50 1.000	1.1 L 6 3 1 1 1 0 0 0 0 0 0 12 20 6.75 2.250	0.2 L 4 0 0 0 0 2 0 0 0 0 0 4 13 0.00 3.000	2.0 L 8 2 1 1 1 0 0 0 0 0 0 26 38 4.50 1.000	1.1 L 6 3 1 1 1 0 0 0 0 0 0 12 20 6.75 2.250	0.2 L 4 0 0 0 0 2 0 0 0 0 0 4 13 0.00 3.000	2.0 L 8 2 1 1 1 0 0 0 0 0 0 26 38 4.50 1.000	1.1 L 6 3 1 1 1 0 0 0 0 0 0 12 20 6.75 2.250	0.2 L 4 0 0 0 0 2 0 0 0 0 0 4 13 0.00 3.000	2.0 L 8 2 1 1 1 0 0 0 0 0 0 26 38 4.50 1.000	1.1 L 6 3 1 1 1 0 0 0 0 0 0 12 20 6.75 2.250	0.2 L 4 0 0 0 0 2 0 0 0 0 0 4 13 0.00 3.000	2.0 L 8 2 1 1 1 0 0 0 0 0 0 26 38 4.50 1.000	1.1 L 6 3 1 1 1 0 0 0 0 0 0 12 20 6.75 2.250	0.2 L 4 0 0 0 0 2 0 0 0 0 0 4 13 0.00 3.000	2.0 L 8 2 1 1 1 0 0 0 0 0 0 26 38 4.50 1.000	1.1 L 6 3 1 1 1 0 0 0 0 0 0 12 20 6.75 2.250	0.2 L 4 0 0 0 0 2 0 0 0 0 0 4 13 0.00 3.000	2.0 L 8 2 1 1 1 0 0 0 0 0 0 26 38 4.50 1.000	1.1 L 6 3 1 1 1 0 0 0 0 0 0 12 20 6.75 2.250	0.2 L 4 0 0 0 0 2 0 0 0 0 0 4 13 0.00 3.000	2.0 L 8 2 1 1 1 0 0 0 0 0 0 26 38 4.50 1.000	1.1 L 6 3 1 1 1 0 0 0 0 0 0 12 20 6.75 2.250	0.2 L 4 0 0 0 0 2 0 0 0 0 0 4 13 0.00 3.000	2.0 L 8 2 1 1 1 0 0 0 0 0 0 26 38 4.50 1.000	1.1 L 6 3 1 1 1 0 0 0 0 0 0 12 20 6.75 2.250	0.2 L 4 0 0 0 0 2 0 0 0 0 0 4 13 0.00 3.000	2.0 L 8 2 1 1 1 0 0 0 0 0 0 26 38 4.50 1.000	1.1 L 6 3 1 1 1 0 0 0 0 0 0 12 20 6.75 2.250	0.2 L 4 0 0 0 0 2 0 0 0 0 0 4 13 0.00 3.000	2.0 L 8 2 1 1 1 0 0 0 0 0 0 26 38 4.50 1.000	1.1 L 6 3 1 1 1 0 0 0 0 0 0 12 20 6.75 2.250	0.2 L 4 0 0 0 0 2 0 0 0 0 0 4 13 0.00 3.000	2.0 L 8 2 1 1 1 0 0 0 0 0 0 26 38 4.50 1.000	1.1 L 6 3 1 1 1 0 0 0 0 0 0 12 20 6.75 2.250	0.2 L 4 0 0 0 0 2 0 0 0 0 0 4 13 0.00 3.000	2.0 L 8 2 1 1 1 0 0 0 0 0 0 26 38 4.50 1.000	1.1 L 6 3 1 1 1 0 0 0 0 0 0 12 20 6.75 2.250	0.2 L 4 0 0 0 0 2 0 0 0 0 0 4 13 0.00 3.000	2.0 L 8 2 1 1 1 0 0 0 0 0 0 26 38 4.50 1.000	1.1 L 6 3 1 1 1 0 0 0 0 0 0 12 20 6.75 2.250	0.2 L 4 0 0 0 0 2 0 0 0 0 0 4 13 0.00 3.000	2.0 L 8

Batter	1	2	3	4	5	6	7	8	9	AB	R	H	RBI	BB	SO	LOB	TOP								
David Eckstein, R (1, 10) OBP: 0.352, SLG: 0.346										3	0	1	0	1	0	1	Anaheim Angels @ Tampa Bay Devil Rays Tropicana Field, St. Petersburg, FL Thu Jul 19 2001, 12:15 PM EDT Att: 19,960 - Dome - 72 F								
Adam Kennedy, L (1, 4) OBP: 0.354, SLG: 0.415										4	0	1	0	0	0	1									
Darin Erstad, L (1, 8) OBP: 0.351, SLG: 0.394										4	0	3	0	0	1	2									
16 Garret Anderson, L (1, 7) OBP: 0.299, SLG: 0.439										4	0	0	0	0	0	3									
Scott Spiezio, S (1, 3)										4	0	0	0	0	3	3									
Troy Glaus, R (1, 5) OBP: 0.356, SLG: 0.497										4	0	1	0	0	2	0									
Shawn Wooten, R (1, 2) Jorge Fabregas, L (9, 2) OBP: 0.230, SLG: 0.274										4	1	2	0	0	0	1									
Orlando Palmeiro, L (1, 9) OBP: 0.343, SLG: 0.378										2	1	0	0	1	0	1									
Benji Gil, R (1, 6) OBP: 0.371, SLG: 0.599										3	0	1	2	0	2	1									
Inning Stats	R: 0 E: 0 K: 0 S: 13	H: 2 LOB: 1 BB: 0 P: 17	R: 0 E: 0 K: 1 S: 10	H: 1 LOB: 1 BB: 0 P: 20	R: 0 E: 0 K: 1 S: 8	H: 0 LOB: 0 BB: 0 P: 10	R: 0 E: 0 K: 0 S: 5	H: 1 LOB: 0 BB: 0 P: 8	R: 2 E: 0 K: 1 S: 14	H: 3 LOB: 2 BB: 2 P: 26	R: 0 E: 1 K: 2 S: 9	H: 0 LOB: 0 BB: 0 P: 14	R: 0 E: 0 K: 1 S: 10	H: 1 LOB: 1 BB: 0 P: 13	R: 0 E: 0 K: 1 S: 13	H: 1 LOB: 1 BB: 0 P: 20		R: 0 E: 0 K: 1 S: 6	H: 0 LOB: 0 BB: 0 P: 7	1B: 7 2B: 2 3B: 0 HR: 0	SF: 0 SAC: 1 DP: 1 HBP: 0	WP: 0 PB: 0 SB: 2 CS: 2	PA: 35		
PITCHER	IP	WLS	BF	H	R	ER	SO	BB	IBB	HBP	BLK	WP	HR	S	P	ERA	WHIP								
Bryan Rekar, R (1, 1) ERA: 5.72	1.0		4	2	0	0	0	0	0	0	0	0	0	13	17	0.00	2.000								
Jeff Wallace, L (2, 1) ERA: 2.79	4.2	L	19	5	2	2	4	2	0	0	0	0	0	43	75	3.86	1.500								
Paul Wilson, R (6, 1) ERA: 7.1	1.1		5	1	0	0	2	0	0	0	0	0	0	13	16	0.00	0.750								
Victor Zambrano, R (8, 1) ERA: 3.21	2.0		7	1	0	0	2	0	0	0	0	0	0	19	27	0.00	0.500								


AB	32
R	2
H	9
RBI	2
BB	2
SO	8
LOB	13




Batter	1	2	3	4	5	6	7	8	9	AB	R	H	RBI	BB	SO	LOB	BOTTOM								
Damian Rolls, R (1, 8) OBP: 0.297, SLG: 0.343										5	0	0	0	0	2	3	Anaheim Angels @ Tampa Bay Devil Rays Tropicana Field, St. Petersburg, FL Thu Jul 19 2001, 12:15 PM EDT Att: 19,960 - Dome - 72 F								
Randy Winn, S (1, 9) OBP: 0.383, SLG: 0.468										5	0	3	1	0	1	1									
Greg Vaughn, R (1, 10) OBP: 0.332, SLG: 0.481										4	0	0	0	0	1	4									
Fred McGriff, L (1, 3) OBP: 0.392, SLG: 0.557										4	0	1	0	0	0	1									
Russ Johnson, R (1, 5) OBP: 0.384, SLG: 0.429										4	0	3	0	0	0	0									
Mike DiFelice, R (1, 2) OBP: 0.258, SLG: 0.295										2	0	1	0	0	1	1									
Ben Grieve, L (8, PH) OBP: 0.358, SLG: 0.373										1	0	0	0	0	1	0									
John Flaherty, R (9, 2) OBP: 0.254, SLG: 0.302										0	0	0	0	0	0	0									
Andy Sheets, R (1, 6) OBP: 0.258, SLG: 0.275										4	0	0	0	0	2	5									
Jason Tyner, L (1, 7) OBP: 0.333, SLG: 0.345										4	1	1	0	0	1	5									
Felix Martinez, S (1, 4) OBP: 0.272, SLG: 0.274										2	0	0	0	1	1	3									
Steve Cox, L (9, PH) OBP: 0.287, SLG: 0.409										1	0	0	0	0	1	1									
Inning Stats	R: 0 E: 0 K: 1 S: 11	H: 1 LOB: 0 BB: 0 P: 16	R: 0 E: 0 K: 2 S: 13	H: 2 LOB: 2 BB: 0 P: 19	R: 0 E: 0 K: 1 S: 8	H: 0 LOB: 0 BB: 0 P: 9	R: 0 E: 0 K: 1 S: 8	H: 1 LOB: 1 BB: 0 P: 9	R: 1 E: 1 K: 1 S: 9	H: 1 LOB: 2 BB: 1 P: 17	R: 0 E: 0 K: 1 S: 15	H: 2 LOB: 3 BB: 0 P: 25	R: 0 E: 0 K: 0 S: 12	H: 1 LOB: 1 BB: 0 P: 14	R: 0 E: 0 K: 1 S: 9	H: 0 LOB: 0 BB: 0 P: 13	R: 0 E: 0 K: 3 S: 12	H: 1 LOB: 1 BB: 0 P: 17	1B: 7 2B: 2 3B: 0 HR: 0	SF: 0 SAC: 0 DP: 0 HBP: 1	WP: 0 PB: 0 SB: 1 CS: 1	PA: 38			
PITCHER	IP	WLS	BF	H	R	ER	SO	BB	IBB	HBP	BLK	WP	HR	S	P	ERA	WHIP								
Jarrod Washburn, L (1, 1) ERA: 3.41	6.1	W	29	8	1	0	7	1	0	1	0	0	0	68	99	0.00	1.421								
Ben Weber, R (7, 1) ERA: 3.05	0.1	H	1	0	0	0	0	0	0	0	0	0	0	5	6	0.00	0.000								
Mike Holtz, L (7, 1) ERA: 4.33	0.1	H	1	0	0	0	0	0	0	0	0	0	0	3	4	0.00	0.000								
Shigetoshi Hasegawa, R (8, 1) ERA: 3.72	1.0	H	3	0	0	0	1	0	0	0	0	0	0	9	13	0.00	0.000								
Troy Percival, R (9, 1) ERA: 1.47	1.0	S	4	1	0	0	3	0	0	0	0	0	0	12	17	0.00	1.000								

AB	36
R	1
H	9
RBI	1
BB	1
SO	11
LOB	24



Batter	1	2	3	4	5	6	7	8	9	AB R H RBI BB SO LOB	TOP																																		
											Anaheim Angels @ Baltimore Orioles Oriole Park at Camden Yards, Baltimore, MD Fri Jul 20 2001, 7:05 PM EDT livebaseballscorecards.com																																		
																				AB 0 R 0 H 0 RBI 0 BB 0 SO 0 LOB 0																									
																																													
Inning Stats																				1B: 0 SF: 0 WP: 0 PA: 0 2B: 0 SAC: 0 FB: 0 3B: 0 DP: 0 SB: 0 HR: 0 HBP: 0 CS: 0																									
PITCHER										IP		WLS	BF	H	R	ER	SO	BB	IBB	HBP	BLK	WP	HR	S	P	ERA	WHIP	PITCHER	IP	WLS	BF	H	R	ER	SO	BB	IBB	HBP	BLK	WP	HR	S	P	ERA	WHIP

Batter	1	2	3	4	5	6	7	8	9	AB R H RBI BB SO LOB	BOTTOM																																		
											Anaheim Angels @ Baltimore Orioles Oriole Park at Camden Yards, Baltimore, MD Fri Jul 20 2001, 7:05 PM EDT livebaseballscorecards.com																																		
																				AB 0 R 0 H 0 RBI 0 BB 0 SO 0 LOB 0																									
																																													
Inning Stats																				1B: 0 SF: 0 WP: 0 PA: 0 2B: 0 SAC: 0 FB: 0 3B: 0 DP: 0 SB: 0 HR: 0 HBP: 0 CS: 0																									
PITCHER										IP		WLS	BF	H	R	ER	SO	BB	IBB	HBP	BLK	WP	HR	S	P	ERA	WHIP	PITCHER	IP	WLS	BF	H	R	ER	SO	BB	IBB	HBP	BLK	WP	HR	S	P	ERA	WHIP

Batter	1	2	3	4	5	6	7	8	9	10	AB	R	H	RBI	BB	SO	LOB	TOP								
David Eckstein, R OBP: 0.358, SLG: 0.356 (1.6)	1-1 G4-6-3 1B		1-2 HR 1B		1-0 HR 1B	0-1 FC5-4			1-1 G4-3 SF7 2B		5	3	4	0	0	0	2	Anaheim Angels @ Baltimore Orioles Oriole Park at Camden Yards, Baltimore, MD Sat Jul 21 2001, 7:05 PM EDT Att. 47,234 - Sunny - 86 F								
Troy Glaus, R OBP: 0.356, SLG: 0.513 (1.5)	0-3 K		0-1 HR		2-1 HR	1-3 K			1-0 G4-3		5	2	2	4	0	2	4									
Darin Erstad, L OBP: 0.347, SLG: 0.391 (1.8)	0-2 CI G4-6-3		0-3 K		1-2 F7			1-2 G6-3	1-0 SF7		3	0	0	1	0	1	0									
16 Garrett Anderson, L OBP: 0.300, SLG: 0.441 (1.7)	1-2 G4-6-3				0-1 2B	0-0 1B		2-2 F2	1-2 G6-3		5	0	2	0	0	0	2									
Shawn Wooten, R OBP: 0.357, SLG: 0.516 (1.10)		0-1 F8		4-2 HBP	0-1 FC6-4 1B			0-3 K		0-3 K		4	0	1	0	0	2		0							
Tim Salmon, R OBP: 0.357, SLG: 0.354 (1.9)		0-1 G5-3		0-3 K	0-0 FC6-4 1B				1-2 L5		5	0	0	0	0	2	4									
Scott Spiezio, S OBP: 0.311, SLG: 0.409 (1.3)	3-2 G3			1-3 K		0-0 FC1-5 HBP 1B			0-0 L9		5	1	2	0	0	1	2									
Bengie Molina, R OBP: 0.323, SLG: 0.305 (1.2)			0-0 G5-3	0-0 G1-3		2-2 FC5-4 FC1-5 HBP		0-1 2B		0-1 1B		4	0	2	1	0	0		2							
Adam Kennedy, L OBP: 0.351, SLG: 0.411 Benji Gil, R OBP: 0.367, SLG: 0.592 (8. PH) (8.4)			1-2 G5-3		0-2 F9	0-1 FC1-5 FC5-4		0-0 G5-3	3-H 1-3 K		3	0	0	0	0	0	2									
						1-2 2-3f					2	0	0	0	0	1	2									
Inning Stats	R: 0 E: 1 K: 1 S: 12	H: 1 LOB: 1 BB: 0 P: 14	R: 0 E: 0 K: 0 S: 8	H: 0 LOB: 0 BB: 0 P: 11	R: 2 E: 0 K: 1 S: 13	H: 2 LOB: 0 BB: 0 P: 15	R: 0 E: 0 K: 2 S: 13	H: 1 LOB: 2 BB: 0 P: 18	R: 2 E: 0 K: 0 S: 14	H: 4 LOB: 2 BB: 0 P: 18	R: 0 E: 0 K: 1 S: 9	H: 0 LOB: 0 BB: 0 P: 12	R: 0 E: 0 K: 0 S: 7	H: 1 LOB: 1 BB: 0 P: 8	R: 1 E: 0 K: 0 S: 7	H: 1 LOB: 0 BB: 0 P: 11	R: 1 E: 0 K: 3 S: 13	H: 2 LOB: 1 BB: 0 P: 17	1B: 7 2B: 3 3B: 1 HR: 2	SF: 1 SAC: 0 DP: 1 HBP: 2	WP: 0 PB: 0 SB: 0 CS: 0	PA: 45				
PITCHER	IP 7.2	WLS 35	H 10	R 4	ER 4	SO 6	BB 0	IBB 0	HBP 2	BLK 0	WP 0	HR 2	S 87	P 110	ERA 4.70	WHIP 1.304										
Josh Towers, R ERA: 2.85 (1.1)	0.1	1	0	0	0	0	0	0	0	0	0	0	1	1	0.00	0.000										
B.J. Ryan, L ERA: 5.60 (8.1)	0.1	2	1	1	1	0	0	0	0	0	0	0	3	5	27.00	3.000										
Mike Trombley, R ERA: 3.42 (9.1)	0.2	2	0	0	0	0	0	0	0	0	0	0	4	6	0.00	0.000										
Buddy Groom, L ERA: 3.47 (9.1)	1.0	L	5	2	1	1	3	0	0	0	0	0	13	17	9.00	2.000										
Alan Mills, R ERA: 6.75 (10.1)																										

AB	41
R	6
H	13
RBI	6
BB	0
SO	9
LOB	20



Batter	1	2	3	4	5	6	7	8	9	10	AB	R	H	RBI	BB	SO	LOB	BOTTOM								
1 Brian Roberts, S OBP: 0.285, SLG: 0.339 (1.6)	1-0 L9		0-0 L8		2-2 6 2B 1B			0-0 F7	1-0 6 S 1B 1B		5	2	2	1	0	0	1	Anaheim Angels @ Baltimore Orioles Oriole Park at Camden Yards, Baltimore, MD Sat Jul 21 2001, 7:05 PM EDT Att. 47,234 - Sunny - 86 F								
6 Melvin Mora, R OBP: 0.348, SLG: 0.401 (1.8)	0-1 F8		1-3 K		0-1 1-H 2B			0-1 B5-3	1-2 S 1-H 3-H 3-3 1B 1B		5	0	2	3	0	1	1									
Chris Richard, L OBP: 0.344, SLG: 0.452 (1.9)	1-0 L7			1-1 G1-3	0-0 G3-1			4-2 1B	1-3 K		4	0	0	0	1	1	2									
Jeff Conine, R OBP: 0.368, SLG: 0.469 (1.3)		4-2 31 G4-3 BB		1-2 31 G4-3 1B 2B		0-0 F8		2-1 1B		3-2 G5-3		4	1	2	0	1	0		0							
31 Jay Gibbons, L OBP: 0.299, SLG: 0.476 (1.7)		0-1 G4-3		1-2 G4-3		0-0 G4-3		1-2 G4-3		0-0 L3		5	0	0	0	0	4									
Cal Ripken Jr., R OBP: 0.276, SLG: 0.363 (1.5)		1-2 L8		1-1 1B		2-2 G4-3			0-0 L8	2-2 L8		5	0	1	1	0	0		1							
Tony Batista, R OBP: 0.261, SLG: 0.404 (1.10)		3-2 G6-3		3-1 G5-3				0-0 G4-6-3 1B	0-1 FC4-6 1B		4	0	2	0	0	0	2									
Brook Fordyce, R OBP: 0.257, SLG: 0.301 Brady Anderson, L OBP: 0.301, SLG: 0.303 (9. PH) Fernando Lunard, R OBP: 0.302, SLG: 0.311 (10.2)			3-3 K		1-3 K2-3			1-1 G4-6-3	2-2 FC4-6 1B HBP		3	0	0	0	0	2	1									
Jerry Hairston, R OBP: 0.306, SLG: 0.349 (1.4)			4-2 BB		0-2 G4-3			0-0 G5-3	1-0 1 1B 6 1B HBP		1	1	0	0	0	0	1		0	0						
Inning Stats	R: 0 E: 0 K: 0 S: 4	H: 0 LOB: 0 BB: 0 P: 6	R: 0 E: 0 K: 0 S: 12	H: 0 LOB: 1 BB: 1 P: 20	R: 0 E: 0 K: 2 S: 9	H: 0 LOB: 1 BB: 1 P: 17	R: 1 E: 0 K: 0 S: 13	H: 2 LOB: 1 BB: 0 P: 20	R: 1 E: 0 K: 1 S: 12	H: 2 LOB: 1 BB: 0 P: 15	R: 0 E: 0 K: 0 S: 6	H: 0 LOB: 0 BB: 0 P: 8	R: 0 E: 0 K: 0 S: 4	H: 1 LOB: 0 BB: 0 P: 5	R: 0 E: 0 K: 0 S: 10	H: 1 LOB: 2 BB: 1 P: 17	R: 3 E: 0 K: 1 S: 14		H: 3 LOB: 1 BB: 0 P: 22	R: 0 E: 0 K: 0 S: 7	H: 0 LOB: 0 BB: 0 P: 12	1B: 7 2B: 2 3B: 0 HR: 0	SF: 0 SAC: 0 DP: 1 HBP: 1	WP: 0 PB: 0 SB: 3 CS: 0	PA: 42	
PITCHER	IP 7.2	WLS 30	H 5	R 2	ER 2	SO 3	BB 3	IBB 0	HBP 0	BLK 0	WP 0	HR 0	S 65	P 100	ERA 2.35	WHIP 1.043										
Ramon Ortiz, R ERA: 4.16 (1.1)	0.1	H	2	1	0	0	0	0	0	0	0	0	5	8	0.00	3.000										
Al Levine, R ERA: 2.13 (8.1)	1.0	B	7	3	3	3	1	0	0	1	0	0	14	22	27.00	3.000										
Troy Percival, R ERA: 2.19 (9.1)	1.0	W	3	0	0	0	0	0	0	0	0	0	7	12	0.00	0.000										
Shigetoshi Hasegawa, R ERA: 3.6 (10.1)																										

AB	38
R	5
H	9
RBI	5
BB	3
SO	4
LOB	13



Batter	1	2	3	4	5	6	7	8	9	AB	R	H	RBI	BB	SO	LOB	TOP			
Orlando Palmeiro, L OBP: 0.344, SLG: 0.381 David Eckstein, R OBP: 0.359, SLG: 0.354	L8	L7			G4-3				G6-3	4	0	1	0	0	0	2				
Troy Glaus, R OBP: 0.360, SLG: 0.508	FC3-6 E BB		K						G4-3	4	0	1	0	1	2	1				
Darin Erstad, L OBP: 0.343, SLG: 0.382	E4 FC3-6		G3 CS BB		G4-3					3	0	0	0	1	1	3				
16 Garret Anderson, L OBP: 0.296, SLG: 0.437	FC3-6		G3						K	4	0	0	0	0	1	3				
Scott Spiezio, S OBP: 0.320, SLG: 0.419	K		CS		P6				E6 1B BB	3	1	1	0	1	1	2				
Tim Salmon, R OBP: 0.358, SLG: 0.350		F8			K				K HBP	3	0	0	0	0	2	1				
Adam Kennedy, L OBP: 0.354, SLG: 0.414 Benji Gil, R OBP: 0.366, SLG: 0.594	F7								K HBP	3	0	2	1	0	0	0				
Bengie Molina, R OBP: 0.321, SLG: 0.303	BB 1B				F8				P4	4	0	1	0	0	0	4				
Jose Nieves, R									G6-3	3	0	0	0	1	2	0				
Inning Stats	R: 0 E: 1 K: 1 S: 11	H: 0 LOB: 2 BB: 1 P: 19	R: 0 E: 0 K: 0 S: 13	H: 1 LOB: 2 BB: 1 P: 22	R: 0 E: 0 K: 1 S: 12	H: 0 LOB: 0 BB: 1 P: 19	R: 0 E: 0 K: 1 S: 12	H: 1 LOB: 1 BB: 0 P: 14	R: 0 E: 0 K: 1 S: 10	H: 1 LOB: 1 BB: 0 P: 13	R: 1 E: 1 K: 1 S: 13	H: 2 LOB: 1 BB: 0 P: 20	R: 0 E: 0 K: 2 S: 9	H: 0 LOB: 2 BB: 1 P: 20	R: 0 E: 0 K: 0 S: 8	H: 0 LOB: 0 BB: 0 P: 10	1B: 6 2B: 0 3B: 0 HR: 0	SF: 0 SAC: 0 DP: 0 HBP: 1	WP: 1 PB: 0 SB: 2 CS: 1	PA: 39
PITCHER	IP	WLS	BF	H	R	ER	SO	BB	IBB	HBP	BLK	WP	HR	S	P	ERA	WHIP			
Jason Johnson, R ERA: 3.18	6.2	W	29	6	1	0	7	3	0	0	0	1	0	82	122	0.00	1.350			
B.J. Ryan, L ERA: 5.5	0.2	H	3	0	0	0	2	1	0	0	0	0	0	6	12	0.00	1.500			
Mike Trombley, R ERA: 3.42	0.0		1	0	0	0	0	0	0	1	0	0	0	2	5	∞	∞			
Buddy Groom, L ERA: 3.32	1.2	S	5	0	0	0	1	0	0	0	0	0	0	12	17	0.00	0.000			

Anaheim Angels @ Baltimore Orioles
Oriole Park at Camden Yards, Baltimore, MD

Sun Jul 22 2001, 7:35 PM EDT
Att: 38,423 - Cloudy - 87 F

AB 33
R 1
H 6
RBI 1
BB 4
SO 10
LOB 18



Batter	1	2	3	4	5	6	7	8	9	AB	R	H	RBI	BB	SO	LOB	BOTTOM			
Brady Anderson, L OBP: 0.299, SLG: 0.295	G4-3		G5-3		G1-3				L8	4	0	0	0	0	0	0				
1 Brian Roberts, S OBP: 0.305, SLG: 0.352	G3			BB S 1B					1B FC6-2 1B	3	0	2	0	1	0	0				
Chris Richard, L OBP: 0.356, SLG: 0.455				BB BB					31 E 1B	2	1	1	0	2	0	1				
Jeff Conine, R OBP: 0.394, SLG: 0.473	G5-3			BB					31 E 1B	2	2	1	0	2	0	1				
31 Jay Gibbons, L OBP: 0.303, SLG: 0.495									FC6-2 1B SH1-3	4	2	2	2	0	1	5				
Cal Ripken Jr., R OBP: 0.281, SLG: 0.365	L5								6 SH1-3 1B	4	0	2	1	0	1	4				
6 Melvin Mora, R OBP: 0.346, SLG: 0.395	F9								SH1-3	3	0	0	1	0	1	5				
Tony Batista, R OBP: 0.261, SLG: 0.410	CS		F8						G4-3 P3	4	0	1	0	0	0	1				
Brook Fordyce, R OBP: 0.253, SLG: 0.297 Fernando Lumar, R OBP: 0.300, SLG: 0.319	F8								F8	3	0	0	0	0	0	1				
Inning Stats	R: 0 E: 0 K: 0 S: 10	H: 0 LOB: 1 BB: 1 P: 17	R: 0 E: 0 K: 0 S: 5	H: 1 LOB: 0 BB: 0 P: 7	R: 0 E: 0 K: 3 S: 20	H: 0 LOB: 0 BB: 0 P: 16	R: 0 E: 0 K: 3 S: 20	H: 1 LOB: 3 BB: 2 P: 34	R: 0 E: 0 K: 0 S: 9	H: 1 LOB: 0 BB: 0 P: 12	R: 2 E: 0 K: 0 S: 14	H: 2 LOB: 1 BB: 2 P: 24	R: 0 E: 0 K: 0 S: 6	H: 0 LOB: 0 BB: 0 P: 13	R: 3 E: 1 K: 0 S: 15	H: 4 LOB: 1 BB: 0 P: 21	1B: 8 2B: 0 3B: 0 HR: 1	SF: 0 SAC: 1 DP: 1 HBP: 0	WP: 0 PB: 0 SB: 1 CS: 2	PA: 36
PITCHER	IP	WLS	BF	H	R	ER	SO	BB	IBB	HBP	BLK	WP	HR	S	P	ERA	WHIP			
Pat Rapp, R ERA: 4.63	5.2		21	3	0	0	3	4	0	0	0	0	1	56	93	15.43	3.000			
Toby Borland, R ERA: 11.57	2.1	L	14	6	5	4	0	1	0	0	0	0	1	32	51	15.43	3.000			

Anaheim Angels @ Baltimore Orioles
Oriole Park at Camden Yards, Baltimore, MD

Sun Jul 22 2001, 7:35 PM EDT
Att: 38,423 - Cloudy - 87 F

AB 29
R 5
H 9
RBI 4
BB 5
SO 3
LOB 18



Batter	1	2	3	4	5	6	7	8	9	AB	R	H	RBI	BB	SO	LOB	TOP					
Brent Abernathy, R OBP: 0.351, SLG: 0.483 (1, 4)										5	1	1	0	0	1	0	Tampa Bay Devil Rays @ Anaheim Angels Edison International Field, Anaheim, CA Tue Jul 24, 2001, 10:05 PM EDT Att: 16,131 - Sunny - 68 F					
Ben Griewe, L OBP: 0.356, SLG: 0.367 (1, 10)										4	1	1	0	0	1	0						
Greg Vaughn, R OBP: 0.334, SLG: 0.490 (1, 7)										4	2	1	1	0	1	3						
Fred McGriff, L OBP: 0.387, SLG: 0.543 (1, 3)										4	0	2	1	0	1	1						
Randy Winn, S OBP: 0.388, SLG: 0.482 (1, 9)										4	1	2	1	0	0	1						
Russ Johnson, R OBP: 0.379, SLG: 0.416 (1, 5)										4	0	1	0	0	1	2						
Chris Gomez, R OBP: 0.252, SLG: 0.259 (1, 6)										4	1	2	3	0	1	0						
Mike DiFelice, R OBP: 0.259, SLG: 0.295 (8, PH)										3	0	1	0	0	0	2						
Steve Cox, L OBP: 0.266, SLG: 0.407 (8, 2)										1	0	0	0	0	0	0						
John Flaherty, R OBP: 0.260, SLG: 0.335 (8, 2)										0	0	0	0	0	0	0						
Jason Tyner, L OBP: 0.324, SLG: 0.329 (1, 8)										4	0	0	0	0	0	1						
Inning Stats	R: 2 E: 0 K: 1 S: 11	H: 4 LOB: 2 BB: 0 P: 19	R: 0 E: 0 K: 1 S: 9	H: 1 LOB: 1 BB: 0 P: 11	R: 1 E: 0 K: 0 S: 8	H: 2 LOB: 1 BB: 0 P: 11	R: 0 E: 0 K: 1 S: 6	H: 0 LOB: 0 BB: 0 P: 9	R: 0 E: 0 K: 1 S: 14	H: 2 LOB: 2 BB: 0 P: 19	R: 0 E: 0 K: 1 S: 9	H: 0 LOB: 0 BB: 0 P: 12	R: 3 E: 1 K: 0 S: 11	H: 2 LOB: 0 BB: 0 P: 17	R: 0 E: 0 K: 0 S: 9	H: 0 LOB: 0 BB: 0 P: 11	1B: 7 2B: 2 3B: 0 HR: 2	SF: 0 SAC: 0 DP: 0 HBP: 1	WP: 0 PB: 0 CS: 0	PA: 38		
PITCHER	IP	WLS	BF	H	R	ER	SO	BB	IBB	HBP	BLK	WP	HR	S	P	ERA	WHIP					
Jarrod Washburn, L ERA: 3.42 Al Levine, R ERA: 2.08	(1, 1)	7.2	W	34	11	6	3	6	0	0	1	0	0	2	74	110	3.52	1.435				
(8, 1)	1.1	S	4	0	0	0	0	0	0	0	0	0	0	11	13	0.00	0.000					

AB	37
R	6
H	11
RBI	6
BB	0
SO	6
LOB	10



Batter	1	2	3	4	5	6	7	8	9	AB	R	H	RBI	BB	SO	LOB	BOTTOM					
David Eckstein, R OBP: 0.362, SLG: 0.360 (1, 6)										4	2	3	0	0	1	0	Tampa Bay Devil Rays @ Anaheim Angels Edison International Field, Anaheim, CA Tue Jul 24, 2001, 10:05 PM EDT Att: 16,131 - Sunny - 68 F					
Troy Glaus, R OBP: 0.359, SLG: 0.505 (1, 5)										4	1	1	1	0	0	4						
Darin Erstad, L OBP: 0.342, SLG: 0.381 (1, 8)										4	1	1	1	0	1	2						
16 Garret Anderson, L OBP: 0.299, SLG: 0.446 (1, 7)										4	1	2	3	0	0	1						
Shawn Wooten, R OBP: 0.344, SLG: 0.491 (1, 10)										4	0	0	0	0	0	2						
Scott Spiezio, S OBP: 0.320, SLG: 0.432 (1, 3)										4	1	1	1	0	0	1						
Tim Salmon, R OBP: 0.364, SLG: 0.362 (1, 9)										2	2	1	1	2	1	1						
Bengie Molina, R OBP: 0.324, SLG: 0.309 (1, 2)										4	0	0	0	0	1	2						
Benji Gil, R OBP: 0.369, SLG: 0.592 (1, 4)										4	1	2	1	0	0	0						
Inning Stats	R: 1 E: 0 K: 0 S: 7	H: 1 LOB: 0 BB: 0 P: 13	R: 0 E: 0 K: 0 S: 9	H: 0 LOB: 1 BB: 1 P: 15	R: 0 E: 0 K: 0 S: 8	H: 0 LOB: 0 BB: 0 P: 14	R: 1 E: 1 K: 1 S: 15	H: 2 LOB: 1 BB: 0 P: 21	R: 4 E: 0 K: 1 S: 16	H: 4 LOB: 0 BB: 0 P: 28	R: 1 E: 0 K: 0 S: 11	H: 3 LOB: 2 BB: 0 P: 21	R: 0 E: 0 K: 1 S: 7	H: 0 LOB: 0 BB: 0 P: 10	R: 2 E: 0 K: 1 S: 8	H: 1 LOB: 0 BB: 1 P: 14		1B: 6 2B: 3 3B: 0 HR: 3	SF: 0 SAC: 0 DP: 1 HBP: 1	WP: 0 PB: 1 CS: 1	PA: 37	
PITCHER	IP	WLS	BF	H	R	ER	SO	BB	IBB	HBP	BLK	WP	HR	S	P	ERA	WHIP					
Joe Kennedy, L ERA: 4.84 Jesus Colome, R ERA: 3.95	(1, 1)	5.0	L	23	7	6	6	2	1	0	1	0	0	2	55	91	10.80	1.600				
(6, 1)	3.0		14	4	3	3	2	1	0	0	0	0	2	26	45	9.00	1.667					

AB	34
R	9
H	11
RBI	8
BB	2
SO	4
LOB	13





Batter	1	2	3	4	5	6	7	8	9	AB	R	H	RBI	BB	SO	LOB	TOP
Jason Tyner, L (1, 8) OBP: 0.326, SLG: 0.343	1-2 BB S 1B	0-0 P5			0-1 G4-3		0-0 3B		0-0 G4-3	5	0	2	0	0	0	2	Tampa Bay Devil Rays @ Anaheim Angels Edison International Field, Anaheim, CA Wed Jul 25 2001, 10:05 PM EDT Att: 15,718 - Sunny - 72 F livebaseballscorecards.com
Ben Griewe, L (1, 10) OBP: 0.361, SLG: 0.368	3-3 K	1-2 2H 3H 1B			1-2 HBP		4-0 G1-4-3 IBB			2	0	1	2	1	1	1	
Greg Vaughn, R (1, 7) OBP: 0.333, SLG: 0.486	4-0 BB BB	1-3 K			2-3 K		0-0 G1-4-3 1-2			3	0	0	0	1	2	4	
Fred McGriff, L (1, 3) OBP: 0.391, SLG: 0.543	4-2 G4-6-3 BB				4-0 IBB			0-0 1B		2	0	1	0	2	1	0	
Randy Winn, S (1, 9) OBP: 0.382, SLG: 0.473	0-1 G4-6-3 1-2				2-3 K			2-1 F7		4	0	0	0	0	1	6	
Aubrey Huff, L (1, 5) OBP: 0.381, SLG: 0.354		1-0 HR			2-2 G3			1-2 F7		4	1	1	1	0	0	1	
Chris Gomez, R (1, 6) OBP: 0.252, SLG: 0.258	0-1 SH3-4 SH 1B				0-0 L3			2-2 P6		4	1	1	0	0	1	1	
Brent Abernathy, R (1, 4) OBP: 0.340, SLG: 0.467	0-0 SH SH3-4 1B				1-2 F9			0-1 G4-3		3	1	0	0	0	0	0	
Mike DiFelice, R (1, 2) OBP: 0.259, SLG: 0.295	0-1 SH3-4				1-3 K			1-2 G6-3		0	0	0	0	0	0	0	
John Flaherty, R (3, 2) OBP: 0.256, SLG: 0.330	1-2 2-3 SH3-4							1-0 G6-3		3	0	0	0	0	1	0	
Inning Stats	R: 0 H: 1 E: 0 K: 1 S: 11	H: 3 R: 3 ER: 1 LOB: 1 S: 15	H: 0 R: 0 ER: 0 LOB: 0 S: 11	H: 0 R: 0 ER: 0 LOB: 0 S: 7	H: 0 R: 0 ER: 0 LOB: 2 S: 12	H: 0 R: 0 ER: 0 LOB: 1 S: 9	H: 1 R: 1 ER: 0 LOB: 1 S: 8	H: 1 R: 0 ER: 0 LOB: 1 S: 10	H: 0 R: 0 ER: 0 LOB: 0 S: 7	H: 0 R: 0 ER: 0 LOB: 0 S: 8	1B: 4 2B: 0 3B: 1 HR: 1	SF: 0 SAC: 2 DP: 2 HBP: 1	WP: 0 PA: 37 CS: 2				
PITCHER	IP WLS BF H R ER SO BB IBB HBP BLK WP HR S P ERA WHIP																
Matt Wise, R (1, 1) ERA: 4.3	6.0 L 26 4 3 1 7 2 1 1 0 0 1 63 96 1.50 1.000																
Ben Weber, R (7, 1) ERA: 2.74	3.0 11 2 0 0 0 0 1 0 0 0 0 20 31 0.00 0.667																

Batter	1	2	3	4	5	6	7	8	9	AB	R	H	RBI	BB	SO	LOB	BOTTOM
David Eckstein, R (1, 6) OBP: 0.358, SLG: 0.356	3-2 G4-3		2-2 G4-3			0-3 K		2-1 G6-3		4	0	0	0	0	1	2	Tampa Bay Devil Rays @ Anaheim Angels Edison International Field, Anaheim, CA Wed Jul 25 2001, 10:05 PM EDT Att: 15,718 - Sunny - 72 F livebaseballscorecards.com
Troy Glaus, R (1, 5) OBP: 0.356, SLG: 0.500	2-2 G6-3			1-1 G6-3		2-3 K		1-1 F8		4	0	0	0	0	1	1	
Darin Erstad, L (1, 8) OBP: 0.342, SLG: 0.379	3-3 K			1-1 L6		0-1 G6-3		1-1 16 F 16 S 16 G4-3 1B		4	1	1	0	0	1	1	
16 Garret Anderson, L (1, 7) OBP: 0.299, SLG: 0.444		0-3 K		2-3 K			0-1 1B	2-1 G4-3 1-H		4	0	1	1	0	2	0	
Scott Spiezio, S (1, 3) OBP: 0.319, SLG: 0.429		2-3 K			1-0 G4-6-3 1B		0-3 K	1-2 P6		4	0	1	0	0	2	1	
Shawn Wooten, R (1, 2) OBP: 0.339, SLG: 0.483		1-2 G4-3			0-2 G4-6-3 1-2		0-0 P4			3	0	0	0	0	0	2	
Tim Salmon, R (1, 9) OBP: 0.364, SLG: 0.362				1-0 G6-3		0-2 1B		0-0 L7		3	0	1	0	0	0	1	
Orlando Palmeiro, L (1, 10) OBP: 0.344, SLG: 0.380				1-0 1B		1-0 G1-3		0-2 L6		3	0	1	0	0	0	1	
Adam Kennedy, L (1, 4) OBP: 0.352, SLG: 0.411				0-3 K			0-0 WP 1B	2-2 G3-1		3	0	1	0	0	1	1	
Inning Stats	R: 0 H: 0 E: 0 K: 1 S: 12	H: 0 R: 0 ER: 0 LOB: 0 S: 10	H: 1 R: 0 ER: 0 LOB: 1 S: 8	H: 0 R: 0 ER: 0 LOB: 0 S: 7	H: 2 R: 0 ER: 0 LOB: 1 S: 8	H: 1 R: 0 ER: 0 LOB: 0 S: 9	H: 1 R: 0 ER: 0 LOB: 1 S: 7	H: 0 R: 0 ER: 0 LOB: 0 S: 9	H: 1 R: 1 ER: 0 LOB: 0 S: 10	H: 1 R: 0 ER: 0 LOB: 0 S: 15	1B: 6 2B: 0 3B: 0 HR: 0	SF: 0 SAC: 0 DP: 1 HBP: 0	WP: 1 PA: 32 CS: 0				
PITCHER	IP WLS BF H R ER SO BB IBB HBP BLK WP HR S P ERA WHIP																
Paul Wilson, R (1, 1) ERA: 6.67	5.0 W 17 3 0 0 5 0 0 0 0 1 0 45 66 0.00 0.600																
Victor Zambrano, R (6, 1) ERA: 2.5	3.0 H 11 2 0 0 3 0 0 0 0 0 1 25 31 0.00 0.667																
Esteban Yan, R (9, 1) ERA: 4.11	1.0 S 4 1 1 0 0 0 0 0 0 0 0 10 15 0.00 1.000																

Batter	1	2	3	4	5	6	7	8	9	AB	R	H	RBI	BB	SO	LOB	TOP								
Jason Tyner, L (1, 8) OBP: 0.330, SLG: 0.347	F8		1B			2B	1B			4	1	2	1	0	1	0	Tampa Bay Devil Rays @ Anaheim Angels Edison International Field, Anaheim, CA Thu Jul 26 2001, 10:05 PM EDT Att: 15,782 - Sunny - 70 F livebaseballscorecards.com								
Ben Grievie, L (1, 10) OBP: 0.359, SLG: 0.364	G4-3		G3			2B	BB	F8		3	0	0	0	1	0										
Greg Vaughn, R (1, 7) OBP: 0.333, SLG: 0.486	K					2B	BB	F8		4	0	1	1	0	1										
Fred McGriff, L (1, 3) OBP: 0.387, SLG: 0.536		G3-1				2B		K	K	4	0	0	0	0	2										
Randy Winn, S (1, 9) OBP: 0.375, SLG: 0.465		L7				K			G5-3	4	0	0	0	0	2										
Aubrey Huff, L (1, 5) OBP: 0.281, SLG: 0.352		K				L8			K	4	0	1	0	0	2										
Chris Gomez, R (1, 6) OBP: 0.259, SLG: 0.290			1B			HR			K	4	2	2	1	0	1										
Brent Abernathy, R (1, 4) OBP: 0.330, SLG: 0.453			G5-3			F3			F9	3	0	0	0	0	0										
John Flaherty, R (1, 2) OBP: 0.252, SLG: 0.325			K			G3-1			F7	3	0	0	0	0	1										
Inning Stats	R: 0 E: 0 K: 1 S: 6	H: 0 LOB: 0 BB: 0 P: 8	R: 0 E: 0 K: 1 S: 6	H: 0 LOB: 0 BB: 0 P: 8	R: 1 E: 0 K: 1 S: 13	H: 2 LOB: 1 BB: 0 P: 20	R: 0 E: 0 K: 1 S: 5	H: 0 LOB: 0 BB: 0 P: 7	R: 0 E: 0 K: 0 S: 6	H: 1 LOB: 1 BB: 0 P: 10	R: 1 E: 0 K: 2 S: 13	H: 2 LOB: 2 BB: 1 P: 24	R: 1 E: 0 K: 1 S: 7	H: 1 LOB: 0 BB: 0 P: 10	R: 0 E: 0 K: 1 S: 5	H: 0 LOB: 0 BB: 0 P: 15	R: 0 E: 0 K: 2 S: 10	H: 0 LOB: 0 BB: 0 P: 15	1B: 4 2B: 1 3B: 0 HR: 1	SF: 0 SAC: 0 DP: 0 HBP: 0	WP: 0 PB: 0 CS: 0	PA: 34			
PITCHER	IP	WLS	BF	H	R	ER	SO	BB	IBB	HBP	BLK	WP	HR	S	P	ERA	WHIP								
Ramon Ortiz, R (1, 1) ERA: 4.12	6.0	W 24	24	5	2	2	6	1	0	0	0	0	0	49	77	3.00	1.000								
Shigetoshi Hasegawa, R (7, 1) ERA: 3.55	1.2	H 6	6	1	1	1	1	0	0	0	0	0	1	9	12	5.40	0.600								
Mike Holtz, L (8, 1) ERA: 4.5	0.1	H 1	1	0	0	0	1	0	0	0	0	0	0	3	3	0.00	0.000								
Troy Percival, R (9, 1) ERA: 2.09	1.0	S 3	3	0	0	0	2	0	0	0	0	0	0	10	15	0.00	0.000								

Batter	1	2	3	4	5	6	7	8	9	AB	R	H	RBI	BB	SO	LOB	BOTTOM								
David Eckstein, R (1, 6) OBP: 0.360, SLG: 0.358	HR	G3-6-3		FC6-4			2B			3	1	1	0	1	0	2	Tampa Bay Devil Rays @ Anaheim Angels Edison International Field, Anaheim, CA Thu Jul 26 2001, 10:05 PM EDT Att: 15,782 - Sunny - 70 F livebaseballscorecards.com								
Troy Glas, R (1, 5) OBP: 0.355, SLG: 0.505	HR	K		G5-3			G5-3			4	1	1	2	0	1	2									
Darin Erstad, L (1, 8) OBP: 0.341, SLG: 0.386	HR		G3			F7	F7			4	1	1	1	0	0	1									
16 Garret Anderson, L (1, 7) OBP: 0.300, SLG: 0.454	HR		F8			F2		G4-3		4	1	2	1	0	0	0									
Scott Spiezio, S (1, 3) OBP: 0.318, SLG: 0.424	K		FC5-4			F8		G5-3		3	0	0	0	1	1	0									
Tim Salmon, R (1, 9) OBP: 0.363, SLG: 0.358	F9		F8			K		BB		3	0	0	0	1	1	2									
Benji Gil, R (1, 10) OBP: 0.361, SLG: 0.579	K		FC5-4			P6		F8		4	0	0	0	0	1	3									
Bengie Molina, R (1, 2) OBP: 0.329, SLG: 0.331		HR		FC6-4		G5-3				2	1	1	1	1	0	0									
Adam Kennedy, L (1, 4) OBP: 0.352, SLG: 0.410		G3-6-3		K				K		3	0	1	0	0	2	1									
Inning Stats	R: 4 E: 0 K: 2 S: 16	H: 3 LOB: 0 BB: 1 P: 27	R: 1 E: 0 K: 1 S: 12	H: 2 LOB: 0 BB: 0 P: 17	R: 0 E: 0 K: 0 S: 10	H: 1 LOB: 2 BB: 1 P: 19	R: 0 E: 0 K: 1 S: 9	H: 0 LOB: 1 BB: 1 P: 16	R: 0 E: 0 K: 0 S: 7	H: 0 LOB: 0 BB: 0 P: 12	R: 0 E: 0 K: 1 S: 7	H: 0 LOB: 0 BB: 0 P: 12	R: 0 E: 0 K: 1 S: 15	H: 1 LOB: 1 BB: 0 P: 19	R: 0 E: 0 K: 0 S: 6	H: 0 LOB: 1 BB: 1 P: 10	R: 0 E: 0 K: 2 S: 10	H: 0 LOB: 0 BB: 0 P: 15	1B: 1 2B: 2 3B: 0 HR: 4	SF: 0 SAC: 0 DP: 1 HBP: 0	WP: 0 PB: 0 CS: 0	PA: 34			
PITCHER	IP	WLS	BF	H	R	ER	SO	BB	IBB	HBP	BLK	WP	HR	S	P	ERA	WHIP								
Ryan Rupe, R (1, 1) ERA: 7.09	1.0	L 9	9	5	5	5	2	1	0	0	0	0	0	4	23	45.00	6.000								
Jeff Wallace, L (2, 1) ERA: 2.31	6.2	W 24	24	2	0	0	4	3	0	0	0	0	0	57	93	0.00	0.750								
Travis Phelps, R (8, 1) ERA: 3.06	0.1	H 1	1	0	0	0	0	0	0	0	0	0	0	2	2	0.00	0.000								

Batter	1	2	3	4	5	6	7	8	9	AB	R	H	RBI	BB	SO	LOB	TOP									
Brady Anderson, L (1, 7) OBP: 0.295, SLG: 0.298	1-2 P6		1-1 G3	0-1 G3-1		2-0			0-0 P5	5	0	1	0	0	0	3	Baltimore Orioles @ Anaheim Angels Edison International Field, Anaheim, CA Sat Jul 28 2001, 10:05 PM EDT Att: 39,261 - Sunny - 73 F livebaseballscorecards.com									
Brian Roberts, S (1, 6) OBP: 0.325, SLG: 0.395	1-1 F9		2-0		2-2	2-1 G4-3			2-3 K	5	0	2	0	0	1	2										
Chris Richard, L (1, 9) OBP: 0.346, SLG: 0.440	3-2 F7		0-1 G3-1		2-1	CI		2-2 F8	0-1	4	0	1	1	0	0	1										
Jeff Conine, R (1, 3) OBP: 0.385, SLG: 0.453		1-1 G5-3		2-0 F9	2-3	K		3-3	3-1 G5-3	5	0	0	0	0	2	3										
31 Jay Gibbons, L (1, 10) OBP: 0.298, SLG: 0.490		3-2 FC6-4		4-2	1-2	FC4-6		0-3		3	1	1	0	1	1	2										
Tony Batista, R (1, 5) OBP: 0.282, SLG: 0.407		0-0 F8		1-1	1-2	P6		2-1	G4-6-3	4	1	2	0	0	0	3										
Larry Bigbie, L (1, 8) OBP: 0.310, SLG: 0.429		4-1		0-0	1-3	1B		1-1	G4-6-3	3	1	2	2	1	0	1										
Fernando Lunar, R (1, 2) OBP: 0.311, SLG: 0.339		2-2 FC6-4		0-2	1-2	F3		1-1	G4-3	4	0	1	1	0	0	2										
Jerry Hairston, R (1, 4) OBP: 0.309, SLG: 0.352			1-2 F9	2-0	F5		1-1	F7	3-2	3	1	0	0	0	0	2										
Inning Stats	R: 0 E: 0 K: 0 S: 8	H: 0 LOB: 0 BB: 0 P: 13	R: 0 E: 0 K: 0 S: 10	H: 1 LOB: 2 BB: 1 P: 20	R: 0 E: 0 K: 0 S: 8	H: 1 LOB: 1 BB: 0 P: 12	R: 2 E: 0 K: 0 S: 12	H: 3 LOB: 2 BB: 1 P: 21	R: 0 E: 1 K: 1 S: 16	H: 1 LOB: 2 BB: 0 P: 24	R: 1 E: 0 K: 0 S: 11	H: 2 LOB: 1 BB: 0 P: 19	R: 0 E: 0 K: 2 S: 9	H: 0 LOB: 0 BB: 0 P: 14	R: 0 E: 0 K: 0 S: 5	H: 1 LOB: 0 BB: 0 P: 8		R: 1 E: 0 K: 1 S: 16	H: 1 LOB: 1 BB: 0 P: 24	1B: 7 2B: 2 3B: 0 HR: 1	SF: 0 SAC: 0 DP: 1 HBP: 1	WP: 0 PB: 0 SB: 0 CS: 0	PA: 40			
PITCHER	IP	WLS	BF	H	R	ER	SO	BB	IBB	HBP	BLK	WP	HR	S	P	ERA		WHIP								
Pat Rapp, R (1, 1) ERA: 4.62	6.0	29	8	3	3	1	2	0	0	0	0	0	1	65	109	4.50		1.667								
47 Mark Lukasiewicz, L (7, 1) ERA: 6.32	1.0	3	0	0	0	2	0	0	0	0	0	0	0	9	14	0.00		0.000								
Ben Weber, R (8, 1) ERA: 2.68	1.0	W	3	1	0	0	0	0	0	0	0	0	0	5	8	0.00		1.000								
Troy Percival, R (9, 1) ERA: 2.21	1.0	S	5	1	1	1	1	0	0	1	0	0	0	16	24	9.00		1.000								

Batter	1	2	3	4	5	6	7	8	9	AB	R	H	RBI	BB	SO	LOB	BOTTOM									
David Eckstein, R (1, 6) OBP: 0.357, SLG: 0.359	3-1 F8				0-0 SH3	4-0		1-0		3	1	1	1	0	1	3	Baltimore Orioles @ Anaheim Angels Edison International Field, Anaheim, CA Sat Jul 28 2001, 10:05 PM EDT Att: 39,261 - Sunny - 73 F livebaseballscorecards.com									
Darin Erstad, L (1, 8) OBP: 0.335, SLG: 0.377			1-0		2-1	2-2		4-0		4	1	0	0	1	1	4										
Troy Glaus, R (1, 5) OBP: 0.358, SLG: 0.513			0-1		4-0		2-2	0-1		3	0	0	1	2	0	1										
16 Garret Anderson, L (1, 10) OBP: 0.301, SLG: 0.454	1-2 FC4-6		1-1		0-3		0-0	1-0		5	0	2	1	0	1	3										
Scott Spiezio, S (1, 7) OBP: 0.327, SLG: 0.452		2-0		2-2		0-0	2-1	4-0		4	2	3	2	1	0	1										
Tim Salmon, R (1, 9) OBP: 0.365, SLG: 0.354		3-2		2-2		3-3	0-2	4-2		4	0	0	0	1	1	2										
Shawn Woolen, R (1, 3) OBP: 0.340, SLG: 0.497		1-2		0-1		0-0				5	1	2	1	0	0	4										
Orlando Palmeiro, L (9, 7) OBP: 0.338, SLG: 0.371		2-H								0	0	0	0	0	0	0										
Bengie Molina, R (1, 2) OBP: 0.331, SLG: 0.329		1-1		1-3		0-0		0-1		4	0	2	0	0	1	0										
Adam Kennedy, L (1, 4) OBP: 0.357, SLG: 0.410		4-2			1-1			0-1		3	1	2	0	1	0	2										
Inning Stats	R: 0 E: 0 K: 1 S: 8	H: 2 LOB: 3 BB: 1 P: 16	R: 0 E: 0 K: 1 S: 16	H: 0 LOB: 0 BB: 1 P: 27	R: 1 E: 0 K: 1 S: 12	H: 1 LOB: 0 BB: 0 P: 17	R: 0 E: 0 K: 1 S: 8	H: 1 LOB: 2 BB: 1 P: 15	R: 1 E: 0 K: 0 S: 17	H: 3 LOB: 3 BB: 0 P: 26	R: 0 E: 0 K: 0 S: 9	H: 1 LOB: 1 BB: 0 P: 13	R: 4 E: 0 K: 0 S: 14	H: 4 LOB: 3 BB: 3 P: 28	R: 0 E: 0 K: 0 S: 5	H: 0 LOB: 0 BB: 0 P: 8		R: 1 E: 0 K: 1 S: 16	H: 1 LOB: 1 BB: 0 P: 24	1B: 7 2B: 1 3B: 1 HR: 3	SF: 0 SAC: 1 DP: 0 HBP: 1	WP: 1 PB: 0 SB: 0 CS: 0	PA: 43			
PITCHER	IP	WLS	BF	H	R	ER	SO	BB	IBB	HBP	BLK	WP	HR	S	P	ERA		WHIP								
Willis Roberts, R (1, 1) ERA: 5.09	5.2	28	7	2	2	5	3	0	0	0	0	0	1	23	30	16.20		2.400								
Ryan Kohlmeier, R (6, 1) ERA: 8.92	1.2	L	9	4	3	3	0	0	0	0	0	0	0	6	19	13.50		3.000								
Alan Mills, R (8, 1) ERA: 5.06	0.2		6	1	1	1	0	1	2	0	0	0	0	6	19	13.50		3.000								

Batter	1	2	3	4	5	6	7	8	9	AB	R	H	RBI	BB	SO	LOB	TOP								
David Eckstein, R (1, 6) OBP: 0.353, SLG: 0.355	F9	F9			K			F9		4	0	0	0	0	1	2									
Darin Erstad, L (1, 8) OBP: 0.338, SLG: 0.379	G4-3	K						HR	BB	3	1	1	0	1	1	2									
Troy Glaus, R (1, 5) OBP: 0.356, SLG: 0.514	BB		K					HR		3	1	1	2	1	2	1									
16 Garret Anderson, L (1, 7) OBP: 0.296, SLG: 0.446	F9		G4-3			G4-3		K		4	0	0	0	0	1	1									
Scott Spiezio, S (1, 3)		1B	G3-1			K		K		4	1	1	0	0	2	0									
Tim Salmon, R (1, 9) OBP: 0.368, SLG: 0.353		1B			K				G6-3	3	1	1	0	1	1	0									
Shawn Wooten, R (1, 10) OBP: 0.348, SLG: 0.497	F8				G6-3			G6-3		3	0	0	0	0	1	3									
Bengie Molina, R (1, 2) OBP: 0.323, SLG: 0.320		1B			G6-3			G4-3		4	0	1	1	0	0	2									
Adam Kennedy, L (1, 4) OBP: 0.351, SLG: 0.403		1B						K		4	0	1	1	0	2	1									
Inning Stats	R: 0 H: 0 E: 0 K: 0 S: 13	H: 0 LOB: 1 BB: 1 P: 21	R: 2 H: 3 E: 0 K: 1 S: 14	H: 3 LOB: 2 BB: 1 P: 22	R: 0 H: 0 E: 0 K: 1 S: 9	H: 0 LOB: 0 BB: 0 P: 14	R: 0 H: 0 E: 0 K: 1 S: 9	H: 0 LOB: 0 BB: 0 P: 14	R: 0 H: 1 E: 0 K: 3 S: 14	H: 1 LOB: 1 BB: 0 P: 22	R: 0 H: 0 E: 0 K: 1 S: 5	H: 0 LOB: 0 BB: 0 P: 8	R: 0 H: 0 E: 0 K: 1 S: 8	H: 0 LOB: 0 BB: 0 P: 13	R: 2 H: 1 E: 0 K: 2 S: 11	H: 1 LOB: 1 BB: 0 P: 18	R: 0 H: 1 E: 0 K: 1 S: 11	H: 1 LOB: 0 BB: 0 P: 19	1B: 4 2B: 1 3B: 0 HR: 1	SF: 0 SAC: 0 DP: 1 HBP: 1	WP: 0 PB: 0 SB: 1 CS: 0	PA: 36			
PITCHER	IP	WLS	BF	H	R	ER	SO	BB	IBB	HBP	BLK	WP	HR	S	P	ERA	WHIP								
Rolando Arrojo, R (1, 1) ERA: 3.29	7.0		27	4	2	2	8	2	0	1	0	0	0	72	114	2.57	0.857								
Rich Garcés, R (8, 1) ERA: 3.04	1.0	L	5	1	2	2	2	1	0	0	0	0	1	11	18	18.00	2.000								
Casey Fossum, L (9, 1) ERA:	1.0		4	1	0	0	1	0	0	0	0	0	0	11	19	0.00	1.000								

Anaheim Angels @ Boston Red Sox
Fenway Park, Boston, MA
Tue Jul 31 2001, 7:05 PM EDT
Att: 33,909 - Sunny - 81 F

AB 32
R 4
H 6
RBI 4
BB 3
SO 11
LOB 12



Batter	1	2	3	4	5	6	7	8	9	AB	R	H	RBI	BB	SO	LOB	BOTTOM									
Jose Offerman, S (1, 4) OBP: 0.324, SLG: 0.348	G6-3				G4-3		P6			4	0	1	1	1	0	0										
Scott Hatteberg, L (1, 10) OBP: 0.335, SLG: 0.377	F8				L9				F8	5	0	0	0	0	0	4										
Nomar Garciaparra, R (1, 6) OBP: 0.290, SLG: 0.625	K				P6			G5-3		4	0	0	0	0	2	0										
Manny Ramirez, R (1, 7) OBP: 0.420, SLG: 0.642					F8			G5-3		4	0	1	0	0	2	0										
Trot Nixon, L (1, 9) OBP: 0.378, SLG: 0.489	G4-3				BB			1B		3	1	2	0	1	0	0										
Carl Everett, S (1, 8) OBP: 0.334, SLG: 0.454					F8			G4-3		3	0	0	0	0	1	4										
Chris Stynes, R (1, 5) OBP: 0.354, SLG: 0.459	G5-3				G5-3			P4		4	0	1	0	0	0	3										
Brian Daubach, L (1, 3) OBP: 0.353, SLG: 0.521					G6-3			G3		4	1	2	1	0	0	0										
Shea Hillenbrand, R (9, PR) OBP: 0.293, SLG: 0.416										0	0	0	0	0	0	0										
Doug Mirabeli, R (1, 2) OBP: 0.291, SLG: 0.309					F3					3	1	1	1	0	1	0										
Troy Percival, R (9, PH) OBP: 0.297, SLG: 0.430								HR		1	0	0	0	0	1	3										
Inning Stats	R: 0 H: 0 E: 0 K: 1 S: 8	H: 0 LOB: 0 BB: 0 P: 11	R: 0 H: 0 E: 0 K: 1 S: 5	H: 0 LOB: 1 BB: 0 P: 9	R: 0 H: 1 E: 0 K: 0 S: 9	H: 1 LOB: 2 BB: 1 P: 12	R: 0 H: 1 E: 0 K: 0 S: 13	H: 1 LOB: 2 BB: 1 P: 22	R: 1 H: 1 E: 0 K: 1 S: 11	H: 1 LOB: 0 BB: 0 P: 14	R: 0 H: 1 E: 0 K: 2 S: 13	H: 1 LOB: 1 BB: 0 P: 17	R: 1 H: 1 E: 0 K: 0 S: 9	H: 1 LOB: 0 BB: 0 P: 11	R: 0 H: 0 E: 0 K: 0 S: 5	H: 0 LOB: 0 BB: 0 P: 8	R: 1 H: 3 E: 0 K: 2 S: 20	H: 3 LOB: 3 BB: 1 P: 34	1B: 4 2B: 2 3B: 0 HR: 2	SF: 0 SAC: 0 DP: 0 HBP: 1	WP: 0 PB: 0 SB: 0 CS: 0	PA: 38				
PITCHER	IP	WLS	BF	H	R	ER	SO	BB	IBB	HBP	BLK	WP	HR	S	P	ERA	WHIP									
Ramon Ortiz, R (1, 1) ERA: 4.01	8.0		31	5	2	2	5	1	0	1	0	0	0	2	73	104	2.25	0.750								
Troy Percival, R (9, 1) ERA: 2.35	1.0	S	7	3	1	1	2	1	0	0	0	0	0	20	34	9.00	4.000									

Anaheim Angels @ Boston Red Sox
Fenway Park, Boston, MA
Tue Jul 31 2001, 7:05 PM EDT
Att: 33,909 - Sunny - 81 F

AB 35
R 3
H 8
RBI 3
BB 2
SO 7
LOB 14



Batter	1	2	3	4	5	6	7	8	9	AB	R	H	RBI	BB	SO	LOB	TOP								
Orlando Palmeiro, L OBP: 0.325, SLG: 0.356 (1, 10) (9, 8)	1-2 P6	3-2 G6-3				1-2 G1-3	2-1 E4 FC6-4	1-0 FC6-4	2-2 G3-1	6	0	0	1	0	0	5									
Darin Erstad, L OBP: 0.338, SLG: 0.376 Lou Pote, R (1, 8) (9, 1)	0-0 F9		0-1 16 HR			1-2 P4	1-0 FC6-4 G5-3		0-1 P6	5	1	1	1	0	0	1									
Troy Glaus, R OBP: 0.361, SLG: 0.529 (1, 5) (8, 6)	1-1 HBP		2-2 F9			1-0 G6-3	1-0 G5-3		2-2 16 2B	5	1	1	0	0	1	4									
16 Garret Anderson, L OBP: 0.301, SLG: 0.464 David Eckstein, R OBP: 0.352, SLG: 0.351 (1, 7) (8, 6)	1-3 K		0-0 HR						0-0 1B	5	3	3	4	0	2	2									
Scott Spiezio, S OBP: 0.325, SLG: 0.449 (1, 3) (8, 7)		0-0 FC1-5 1B	2-2 F8						3-H 2B	5	2	4	1	0	0	0									
Tim Salmon, R OBP: 0.372, SLG: 0.368 (1, 9) (8, 3)	1-1 1B	1-1 1B	3-3 K			2-2 2B	3-2 1B		2-H FC5-4	4	2	2	0	0	1	1									
Adam Kennedy, L Jose Nieves, R OBP: 0.143, SLG: 0.077 (1, 4) (8, PH) (8, 4)	0-1 FC1-5 1B		2-2 CS 1B			0-0 2B	1-2 F7		1-3 K	4	2	2	1	0	0	3									
Bengie Molina, R OBP: 0.325, SLG: 0.318 (1, 2) (8, 3)	0-0 1B		2-1 F8			4-0 2B	2-1 F9		0-1 G6-3	4	1	1	1	1	0	3									
Benji Gil, R OBP: 0.365, SLG: 0.578 (1, 6) (8, 3)	0-1 F9		1-2 L7			2-1 E FC6-4	0-1 FC6-4		0-0 G3-1	5	1	3	3	0	0	2									
Inning Stats	R: 0 E: 0 K: 1 S: 10	H: 0 LOB: 1 BB: 0 P: 13	R: 2 E: 1 K: 0 S: 11	H: 3 LOB: 1 BB: 0 P: 15	R: 2 E: 0 K: 1 S: 14	H: 2 LOB: 0 BB: 0 P: 21	R: 0 E: 0 K: 0 S: 9	H: 1 LOB: 0 BB: 0 P: 13	R: 0 E: 0 K: 0 S: 10	H: 0 LOB: 0 BB: 0 P: 13	R: 6 E: 1 K: 1 S: 15	H: 5 LOB: 1 BB: 1 P: 30	R: 1 E: 0 K: 0 S: 11	H: 2 LOB: 2 BB: 0 P: 18	R: 2 E: 0 K: 1 S: 16	H: 3 LOB: 1 BB: 0 P: 24	R: 0 E: 0 K: 1 S: 11	H: 1 LOB: 2 BB: 0 P: 17	1B: 10 2B: 4 3B: 1 HR: 2	SF: 0 SAC: 0 DP: 0 HBP: 3	WP: 0 PB: 0 SB: 0 CS: 1	PA: 48			
PITCHER	IP WLS BF H R ER SO BB IBB HBP BLK WP HR S P ERA WHIP	IP WLS BF H R ER SO BB IBB HBP BLK WP HR S P ERA WHIP	IP WLS BF H R ER SO BB IBB HBP BLK WP HR S P ERA WHIP	IP WLS BF H R ER SO BB IBB HBP BLK WP HR S P ERA WHIP	IP WLS BF H R ER SO BB IBB HBP BLK WP HR S P ERA WHIP	IP WLS BF H R ER SO BB IBB HBP BLK WP HR S P ERA WHIP	IP WLS BF H R ER SO BB IBB HBP BLK WP HR S P ERA WHIP	IP WLS BF H R ER SO BB IBB HBP BLK WP HR S P ERA WHIP	IP WLS BF H R ER SO BB IBB HBP BLK WP HR S P ERA WHIP	IP WLS BF H R ER SO BB IBB HBP BLK WP HR S P ERA WHIP	IP WLS BF H R ER SO BB IBB HBP BLK WP HR S P ERA WHIP	IP WLS BF H R ER SO BB IBB HBP BLK WP HR S P ERA WHIP	IP WLS BF H R ER SO BB IBB HBP BLK WP HR S P ERA WHIP	IP WLS BF H R ER SO BB IBB HBP BLK WP HR S P ERA WHIP	IP WLS BF H R ER SO BB IBB HBP BLK WP HR S P ERA WHIP	IP WLS BF H R ER SO BB IBB HBP BLK WP HR S P ERA WHIP	IP WLS BF H R ER SO BB IBB HBP BLK WP HR S P ERA WHIP	IP WLS BF H R ER SO BB IBB HBP BLK WP HR S P ERA WHIP	IP WLS BF H R ER SO BB IBB HBP BLK WP HR S P ERA WHIP	IP WLS BF H R ER SO BB IBB HBP BLK WP HR S P ERA WHIP	IP WLS BF H R ER SO BB IBB HBP BLK WP HR S P ERA WHIP	IP WLS BF H R ER SO BB IBB HBP BLK WP HR S P ERA WHIP	IP WLS BF H R ER SO BB IBB HBP BLK WP HR S P ERA WHIP	IP WLS BF H R ER SO BB IBB HBP BLK WP HR S P ERA WHIP	IP WLS BF H R ER SO BB IBB HBP BLK WP HR S P ERA WHIP

Anaheim Angels @ Boston Red Sox
Fenway Park, Boston, MA
Thu Aug 02 2001, 7:05 PM EDT
Att: 33,611 - Cloudy - 89 F

AB	44
R	13
H	17
RBI	12
BB	1
SO	5
LOB	22



Batter	1	2	3	4	5	6	7	8	9	AB	R	H	RBI	BB	SO	LOB	BOTTOM								
Jose Offerman, S OBP: 0.325, SLG: 0.347 (1, 4) (8, 3)	1-0 G4-3		1-3 K			4-2 2B			0-0 FC1-6 1B	4	1	1	0	1	2	0									
Trot Nixon, L OBP: 0.381, SLG: 0.492 (1, 9) (8, 6)	4-2 G6-3 BB		2-2 G4-3			2-2 1B	1-1 G5-3		0-2 FC1-6	4	1	2	2	1	0	2									
Nomar Garciaparra, R OBP: 0.379, SLG: 0.533 Mike Lansing, R OBP: 0.301, SLG: 0.371 (1, 6) (8, 6)	0-1 G6-3		2-2 FC3-6 BB			0-0 WP	0-1 G5-3		1-3 K	4	0	2	1	0	0	2									
Manny Ramirez, R OBP: 0.417, SLG: 0.641 (1, 7) (8, 8)		2-0 HR	4-1 FC3-6 BB			1-1 L6	0-0 G1-3			3	1	1	1	1	0	2									
Carl Everett, S OBP: 0.332, SLG: 0.450 Darren Lewis, R OBP: 0.294, SLG: 0.375 (1, 8) (9, 8)		1-3 K	0-1 FC3-6			4-0 IBB			0-1 G4-3	3	0	0	0	1	1	2									
Dante Bichette, R OBP: 0.344, SLG: 0.511 (1, 10) (8, 3)		1-1 FC6-4 1B	0-3 K			1-0 F8			1-3 K	4	0	1	0	0	2	4									
Brian Daubach, L OBP: 0.348, SLG: 0.508 (1, 3) (8, 3)		2-2 L9	1-2 G3			1-3 K			3-1 G4-3	4	0	0	0	0	1	3									
Chris Stynes, R OBP: 0.350, SLG: 0.451 (1, 5) (8, 3)		1-2 FC6-4				1-2 G4-3 2B			2-1 G6-3	4	1	1	0	0	0	1									
Scott Hatteberg, L OBP: 0.333, SLG: 0.374 (1, 2) (8, 3)			1-1 G3-1			1-1 G4-3			3-2 FC1-6 1B	4	0	1	0	0	0	1									
Inning Stats	R: 0 E: 0 K: 0 S: 5	H: 0 LOB: 0 BB: 1 P: 10	R: 1 E: 0 K: 1 S: 12	H: 2 LOB: 1 BB: 0 P: 19	R: 0 E: 0 K: 1 S: 10	H: 0 LOB: 0 BB: 0 P: 14	R: 0 E: 0 K: 1 S: 12	H: 1 LOB: 2 BB: 1 P: 19	R: 3 E: 0 K: 0 S: 16	H: 3 LOB: 2 BB: 2 P: 30	R: 0 E: 0 K: 1 S: 5	H: 0 LOB: 0 BB: 0 P: 8	R: 0 E: 0 K: 1 S: 8	H: 1 LOB: 1 BB: 0 P: 9	R: 0 E: 0 K: 1 S: 7	H: 0 LOB: 0 BB: 0 P: 11	R: 0 E: 0 K: 1 S: 12	H: 2 LOB: 2 BB: 0 P: 18	1B: 7 2B: 1 3B: 0 HR: 1	SF: 0 SAC: 0 DP: 1 HBP: 0	WP: 1 PB: 0 SB: 0 CS: 0	PA: 39			
PITCHER	IP WLS BF H R ER SO BB IBB HBP BLK WP HR S P ERA WHIP	IP WLS BF H R ER SO BB IBB HBP BLK WP HR S P ERA WHIP	IP WLS BF H R ER SO BB IBB HBP BLK WP HR S P ERA WHIP	IP WLS BF H R ER SO BB IBB HBP BLK WP HR S P ERA WHIP	IP WLS BF H R ER SO BB IBB HBP BLK WP HR S P ERA WHIP	IP WLS BF H R ER SO BB IBB HBP BLK WP HR S P ERA WHIP	IP WLS BF H R ER SO BB IBB HBP BLK WP HR S P ERA WHIP	IP WLS BF H R ER SO BB IBB HBP BLK WP HR S P ERA WHIP	IP WLS BF H R ER SO BB IBB HBP BLK WP HR S P ERA WHIP	IP WLS BF H R ER SO BB IBB HBP BLK WP HR S P ERA WHIP	IP WLS BF H R ER SO BB IBB HBP BLK WP HR S P ERA WHIP	IP WLS BF H R ER SO BB IBB HBP BLK WP HR S P ERA WHIP	IP WLS BF H R ER SO BB IBB HBP BLK WP HR S P ERA WHIP	IP WLS BF H R ER SO BB IBB HBP BLK WP HR S P ERA WHIP	IP WLS BF H R ER SO BB IBB HBP BLK WP HR S P ERA WHIP	IP WLS BF H R ER SO BB IBB HBP BLK WP HR S P ERA WHIP	IP WLS BF H R ER SO BB IBB HBP BLK WP HR S P ERA WHIP	IP WLS BF H R ER SO BB IBB HBP BLK WP HR S P ERA WHIP	IP WLS BF H R ER SO BB IBB HBP BLK WP HR S P ERA WHIP	IP WLS BF H R ER SO BB IBB HBP BLK WP HR S P ERA WHIP	IP WLS BF H R ER SO BB IBB HBP BLK WP HR S P ERA WHIP	IP WLS BF H R ER SO BB IBB HBP BLK WP HR S P ERA WHIP	IP WLS BF H R ER SO BB IBB HBP BLK WP HR S P ERA WHIP	IP WLS BF H R ER SO BB IBB HBP BLK WP HR S P ERA WHIP	IP WLS BF H R ER SO BB IBB HBP BLK WP HR S P ERA WHIP

Anaheim Angels @ Boston Red Sox
Fenway Park, Boston, MA
Thu Aug 02 2001, 7:05 PM EDT
Att: 33,611 - Cloudy - 89 F

AB	35
R	4
H	9
RBI	4
BB	4
SO	7
LOB	19



Batter	1	2	3	4	5	6	7	8	9	AB	R	H	RBI	BB	SO	LOB	TOP					
Orlando Palmeiro, L (1, 9) OBP: 0.319, SLG: 0.349 David Eckstein, R (8, PH) OBP: 0.351, SLG: 0.353 (8, 6)	G4-3		K		K			HR		3	0	0	0	0	2	0						
Darin Erstad, L (1, 8) OBP: 0.333, SLG: 0.369	16 1B		G6-3			G5-3		K		3	1	0	0	1	1	1						
Troy Glaus, R (1, 5) OBP: 0.362, SLG: 0.532	K		G1-4-3			G5-3		HR		4	1	1	2	0	1	1						
16 Garret Anderson, L (1, 7) OBP: 0.302, SLG: 0.462	2H			K		K		P4		4	0	1	1	0	2	0						
Scott Spiezio, S (1, 3) OBP: 0.324, SLG: 0.447 (8, 9)	G1-3			K			G1-3	G6-3		4	0	0	0	0	1	1						
Tim Salmon, R (1, 10) OBP: 0.375, SLG: 0.372		K							K	4	1	2	0	0	2	0						
Adam Kennedy, L (1, 4) OBP: 0.348, SLG: 0.403	L7				2B				K	4	0	1	1	0	0	1						
Jorge Fabregas, L (1, 2) OBP: 0.234, SLG: 0.274 Bengie Molina, R (7, PH) OBP: 0.320, SLG: 0.313 (7, 2)									G4-3	2	0	2	0	0	0	0						
Benji Gil, R (1, 6) OBP: 0.353, SLG: 0.558 (8, 3)									F8	2	0	0	0	0	1	1						
										3	0	0	0	0	0	3						
Inning Stats	R: 1 E: 0 K: 1 S: 15	H: 1 LOB: 1 BB: 1 P: 22	R: 0 E: 0 K: 1 S: 7	H: 1 LOB: 1 BB: 0 P: 10	R: 0 E: 0 K: 1 S: 9	H: 0 LOB: 0 BB: 0 P: 11	R: 0 E: 0 K: 2 S: 12	H: 1 LOB: 1 BB: 0 P: 19	R: 0 E: 0 K: 1 S: 8	H: 1 LOB: 0 BB: 0 P: 11	R: 0 E: 0 K: 1 S: 7	H: 0 LOB: 0 BB: 0 P: 10	R: 1 E: 0 K: 1 S: 12	H: 2 LOB: 1 BB: 0 P: 15	R: 2 E: 0 K: 1 S: 11	H: 2 LOB: 0 BB: 0 P: 18	R: 0 E: 0 K: 1 S: 15	H: 0 LOB: 0 BB: 0 P: 20	1B: 5 2B: 2 HR: 1	SF: 0 SAC: 0 DP: 1 HBP: 0	WP: 0 PB: 0 SB: 1 CS: 0	PA: 35
PITCHER	IP	WLS	BF	H	R	ER	SO	BB	IBB	HBP	BLK	WP	HR	S	P	ERA	WHIP					
Roger Clemens, R (1, 1) ERA: 3.55	6.1		24	5	2	2	7	1	0	0	0	0	0	62	88	2.84	0.947					
Mike Stanton, L (7, 1) ERA: 1.52	1.0	H	5	2	1	1	2	0	0	0	0	0	0	14	20	9.00	2.000					
42 Mariano Rivera, R (8, 1) ERA: 2.51	1.2	W	6	1	1	1	1	0	0	0	0	0	1	20	28	5.40	0.600					

Anaheim Angels @ New York Yankees
Yankee Stadium, Bronx, NY
Sat Aug 04 2001, 1:05 PM EDT
Att: 46,416 - Cloudy - 77 F

AB	34
R	4
H	8
RBI	4
BB	1
SO	10
LOB	8



Batter	1	2	3	4	5	6	7	8	9	AB	R	H	RBI	BB	SO	LOB	BOTTOM					
Chuck Knoblauch, R (1, 7) OBP: 0.345, SLG: 0.355	G1-3		L7		G4-3		K			4	0	0	0	0	1	1						
2 Derek Jeter, R (1, 6) OBP: 0.387, SLG: 0.460	K								G4-3	4	2	2	1	0	1	0						
Bernie Williams, S (1, 8) OBP: 0.393, SLG: 0.508										2	1	0	0	2	1	1						
Tino Martinez, L (1, 3) OBP: 0.307, SLG: 0.487	F9									4	1	1	2	0	0	2						
20 Jorge Posada, S (1, 2) OBP: 0.400, SLG: 0.548										4	0	1	1	0	2	0						
Paul O'Neill, L (1, 9) OBP: 0.336, SLG: 0.477	G4-3									3	0	0	0	1	0	0						
David Justice, L (1, 10) OBP: 0.318, SLG: 0.424 Gerald Williams, R (7, PR) OBP: 0.264, SLG: 0.317										3	0	1	0	0	1	2						
Luis Sojo, R (1, 5) OBP: 0.221, SLG: 0.188										0	0	0	0	0	0	0						
Luis Sojo, R (1, 5) OBP: 0.221, SLG: 0.188										3	0	0	0	0	1	1						
Alfonso Soriano, R (1, 4) OBP: 0.306, SLG: 0.442										2	1	1	1	1	1	0						
Inning Stats	R: 0 E: 0 K: 1 S: 12	H: 0 LOB: 1 BB: 1 P: 23	R: 0 E: 0 K: 1 S: 9	H: 0 LOB: 0 BB: 0 P: 15	R: 0 E: 0 K: 2 S: 9	H: 0 LOB: 0 BB: 0 P: 14	R: 1 E: 0 K: 2 S: 23	H: 2 LOB: 2 BB: 1 P: 35	R: 2 E: 0 K: 0 S: 10	H: 2 LOB: 0 BB: 0 P: 17	R: 0 E: 0 K: 0 S: 5	H: 0 LOB: 0 BB: 0 P: 9	R: 0 E: 0 K: 1 S: 8	H: 1 LOB: 2 BB: 1 P: 16	R: 2 E: 0 K: 1 S: 10	H: 1 LOB: 0 BB: 1 P: 17	R: 0 E: 0 K: 1 S: 15	H: 0 LOB: 0 BB: 0 P: 20	1B: 3 2B: 0 3B: 0 HR: 3	SF: 0 SAC: 0 DP: 0 HBP: 0	WP: 0 PB: 0 SB: 2 CS: 1	PA: 33
PITCHER	IP	WLS	BF	H	R	ER	SO	BB	IBB	HBP	BLK	WP	HR	S	P	ERA	WHIP					
Ismael Valdez, R (1, 1) ERA: 3.8	5.0		21	4	3	3	6	2	0	0	0	0	0	63	104	5.40	1.200					
Mike Holtz, L (6, 1) ERA: 4.29	1.0		4	1	0	0	0	0	0	0	0	0	0	6	11	0.00	1.000					
Ben Weber, R (7, 1) ERA: 2.55	1.0		3	0	0	0	1	1	0	0	1	0	0	7	14	0.00	1.000					
Al Levine, R (8, 1) ERA: 2.24	1.0	L	5	1	2	2	1	1	0	0	0	0	1	10	17	18.00	2.000					

Anaheim Angels @ New York Yankees
Yankee Stadium, Bronx, NY
Sat Aug 04 2001, 1:05 PM EDT
Att: 46,416 - Cloudy - 77 F

AB	29
R	5
H	6
RBI	5
BB	4
SO	8
LOB	7



Batter	1	2	3	4	5	6	7	8	9	AB	R	H	RBI	BB	SO	LOB	TOP					
David Eckstein, R (1, 6) OBP: 0.354, SLG: 0.352	4-1 S 1B BB		4-2 S BB	2-2 G1-3		0-2 L4			4-1 E 1B BB	2	1	0	0	3	0	4						
Darin Erstad, L (1, 8) OBP: 0.334, SLG: 0.369	1-2 BB 1B		1-2 F9		3-2 G4-3		2-0 P6		1-1 FC5-4 1B	5	0	2	0	0	0	1						
Troy Glaus, R (1, 5) OBP: 0.360, SLG: 0.527	4-1 BB		3-3 K		3-1 F8		0-3 K		1-0 FC5-4 S 1-2 2-H	4	0	0	0	1	2	2						
16 Garret Anderson, L (1, 7) OBP: 0.299, SLG: 0.457	0-3 K		0-1 L3		1-3 K		0-0 F7		0-1 L8	5	0	0	0	0	2	5						
Scott Spiezio, S (1, 3) OBP: 0.326, SLG: 0.444	0-1 P3				1-1 F7		1-0 2B SF8 HBP		2-0 S 2B 1B	4	2	1	0	0	0	4						
Tim Salmon, R (1, 9) OBP: 0.376, SLG: 0.381	2-2 F7				1-2 1B 2B		0-1 1B SF8 2B		1-3 K	4	1	2	0	0	1	4						
Benji Gil, R (1, 10) OBP: 0.355, SLG: 0.559			0-1 CS 1B		0-2 BB 1B		0-2 SF8		3-3 K	3	0	2	1	0	1	1						
Bengie Molina, R (1, 2) OBP: 0.324, SLG: 0.322			3-2 SAFE 1-2 G4-3		1-1 P4		0-0 3-H 0-0 1B		0-0 2B	4	0	2	1	0	0	3						
Adam Kennedy, L (1, 4) OBP: 0.347, SLG: 0.401			0-1 F8		4-2 1-2 BB		1-2 SF8		1-2 F9	2	0	0	1	1	0	1						
Inning Stats	R: 0 H: 1 E: 0 K: 1 S: 13	H: 1 LOB: 3 BB: 2 P: 24	R: 0 H: 1 E: 0 K: 0 S: 12	H: 1 LOB: 0 BB: 0 P: 15	R: 0 H: 0 E: 0 K: 1 S: 16	H: 0 LOB: 1 BB: 1 P: 24	R: 0 H: 2 E: 0 K: 0 S: 17	H: 2 LOB: 3 BB: 1 P: 26	R: 0 H: 0 E: 0 K: 1 S: 8	H: 0 LOB: 0 BB: 0 P: 15	R: 2 H: 2 E: 0 K: 0 S: 13	H: 2 LOB: 1 BB: 0 P: 15	R: 0 H: 0 E: 0 K: 1 S: 5	H: 0 LOB: 0 BB: 0 P: 7	R: 1 H: 2 E: 0 K: 2 S: 14	H: 2 LOB: 1 BB: 0 P: 19	R: 1 H: 1 E: 1 K: 0 S: 7	H: 1 LOB: 1 BB: 1 P: 15	1B: 6 2B: 3 3B: 0 HR: 0	SF: 2 SAC: 0 DP: 0 HBP: 1	WP: 0 PB: 0 SB: 4 CS: 1	PA: 41
PITCHER	IP WLS BF H R ER SO BB IBB HBP BLK WP HR S P ERA WHIP	5.0 L 13 4 2 2 3 0 0 0 0 0 0 32 40 1.80 1.600	3.0 L 13 4 2 2 3 0 0 0 0 0 0 32 40 6.00 1.333	1.0 S 5 1 1 1 0 1 0 0 0 0 0 7 15 9.00 2.000	PITCHER																	

Anaheim Angels @ New York Yankees
Yankee Stadium, Bronx, NY
Sun Aug 05 2001, 1:05 PM EDT
Att: 48,978 - Sunny - 80 F

AB	33
R	4
H	9
RBI	3
BB	5
SO	6
LOB	25



Batter	1	2	3	4	5	6	7	8	9	AB	R	H	RBI	BB	SO	LOB	BOTTOM					
Chuck Knoblauch, R (1, 7) OBP: 0.343, SLG: 0.356	0-0 G6-3		3-2 G6-3		2-3 K		1-3 K		3-2 2 1B 2B	5	1	1	0	0	2	1						
2 Derek Jeter, R (1, 6) OBP: 0.392, SLG: 0.465	0-1 2B		1-0 2B 1B		1-2 FC6-4 HBP		3-2 F8		0-1 2H 1B	4	1	3	2	0	0	0						
Bernie Williams, S (1, 8) OBP: 0.391, SLG: 0.507	1-3 K		3-1 2B		1-0 FC6-4 1-2		1-0 F7		1-3 K	5	0	1	1	0	2	3						
Tino Martinez, L (1, 3) OBP: 0.307, SLG: 0.487	2-3 K		1-2 G6-3		2-2 20 G3-1 2B		3-1 G3-1			4	0	1	0	0	1	2						
20 Jorge Posada, S (1, 2) OBP: 0.398, SLG: 0.544			2-0 G3		2-1 G3-1		2-0 G3-1		2-2 1B 1B	4	0	1	0	0	0	1						
Paul O'Neill, L (1, 9) OBP: 0.343, SLG: 0.479			2-1 1B		0-1 G4-3 S 1B		1-2 G3		2-2 1B	4	0	3	0	0	0	1						
David Justice, L (1, 10) OBP: 0.317, SLG: 0.419			0-0 F7		2-2 G4-3		4-0 FC6-4 IBB		1-2 G4-3	3	0	0	0	1	0	3						
Enrique Wilson, S (1, 5) OBP: 0.195, SLG: 0.227			0-0 G6-3 2 1B WP		1-0 L4		1-1 FC6-4		1-3 K	4	1	1	0	0	1	3						
Alfonso Soriano, R (1, 4) OBP: 0.303, SLG: 0.438			2-2 F7		1-3 K		1-3 K		1-2 G5-3	4	0	0	0	0	2	1						
Inning Stats	R: 0 H: 1 E: 0 K: 2 S: 9	H: 1 LOB: 0 BB: 0 P: 12	R: 0 H: 1 E: 0 K: 0 S: 4	H: 1 LOB: 0 BB: 0 P: 8	R: 2 H: 3 E: 0 K: 0 S: 20	H: 3 LOB: 1 BB: 0 P: 30	R: 0 H: 1 E: 0 K: 0 S: 8	H: 1 LOB: 1 BB: 0 P: 13	R: 0 H: 0 E: 0 K: 2 S: 11	H: 0 LOB: 1 BB: 0 P: 16	R: 0 H: 1 E: 0 K: 0 S: 9	H: 1 LOB: 2 BB: 1 P: 19	R: 0 H: 0 E: 0 K: 2 S: 12	H: 0 LOB: 0 BB: 0 P: 17	R: 0 H: 2 E: 0 K: 0 S: 15	H: 2 LOB: 0 BB: 0 P: 24	R: 1 H: 2 E: 0 K: 2 S: 16	H: 2 LOB: 1 BB: 0 P: 22	1B: 7 2B: 4 3B: 0 HR: 0	SF: 0 SAC: 0 DP: 0 HBP: 1	WP: 1 PB: 0 SB: 1 CS: 0	PA: 39
PITCHER	IP WLS BF H R ER SO BB IBB HBP BLK WP HR S P ERA WHIP	7.0 W 29 7 2 2 6 0 0 0 0 0 0 12 20 0.00 3.000	0.2 H 4 2 0 0 0 0 0 0 0 0 0 12 20 0.00 3.000	1.1 S 6 2 1 1 2 0 0 0 0 0 0 19 26 6.75 1.500	PITCHER																	

Anaheim Angels @ New York Yankees
Yankee Stadium, Bronx, NY
Sun Aug 05 2001, 1:05 PM EDT
Att: 48,978 - Sunny - 80 F

AB	37
R	3
H	11
RBI	3
BB	1
SO	8
LOB	15



Batter	1	2	3	4	5	6	7	8	9	AB	R	H	RBI	BB	SO	LOB	TOP									
Ray Durham, S OBP: 0.333, SLG: 0.432	G5-3		FC6-4			G4-6-3		P3		4	0	1	0	0	0	1	Chicago White Sox @ Anaheim Angels Edison International Field, Anaheim, CA Tue Aug 07 2001, 10:05 PM EDT Att: 18,498 - Cloudy - 80 F									
Jose Valentin, S OBP: 0.339, SLG: 0.516	F8			F8		G4-6-3		G5-3		4	0	0	0	0	2											
Magglio Ordonez, R OBP: 0.367, SLG: 0.505	G6-3			G1-3		G6-3			HR	4	1	1	1	0	0											
Jose Canseco, R OBP: 0.393, SLG: 0.595		K		G4-3				G6-3		4	0	0	0	0	2											
14 Paul Konerko, R OBP: 0.345, SLG: 0.519		F9			F8			F8		4	1	1	0	0	0											
Jeff Liefer, L OBP: 0.279, SLG: 0.506		F7			K			2B		4	0	0	0	0	2											
Chris Singleton, L OBP: 0.297, SLG: 0.367			G3-1		G6-3					3	0	1	1	0	0											
Royce Clayton, R OBP: 0.287, SLG: 0.354			G5-3			1B	G4-3			3	1	1	0	0	0											
Mark Johnson, L OBP: 0.407, SLG: 0.400				FC6-4		G4-6-3		G4-3		2	0	1	0	1	0											
Inning Stats	R: 0 H: 0 E: 0 K: 0 S: 7	H: 0 R: 0 ER: 0 LOB: 0 BB: 0 P: 11	R: 0 H: 0 E: 0 K: 1 S: 9	H: 0 R: 2 ER: 0 LOB: 0 BB: 0 P: 14	R: 0 H: 0 E: 0 K: 0 S: 13	H: 0 R: 0 ER: 0 LOB: 1 BB: 1 P: 21	R: 0 H: 0 E: 0 K: 0 S: 9	H: 0 R: 0 ER: 0 LOB: 0 BB: 0 P: 15	R: 0 H: 0 E: 0 K: 1 S: 6	H: 0 R: 0 ER: 0 LOB: 0 BB: 0 P: 10	R: 1 H: 3 E: 0 K: 0 S: 13	H: 3 R: 0 ER: 0 LOB: 1 BB: 0 P: 19	R: 1 H: 2 E: 0 K: 1 S: 11	H: 2 R: 0 ER: 0 LOB: 1 BB: 0 P: 16	R: 0 H: 0 E: 0 K: 0 S: 9	H: 0 R: 1 ER: 0 LOB: 0 BB: 0 P: 13	R: 1 H: 1 E: 0 K: 1 S: 9	H: 1 R: 0 ER: 0 LOB: 0 BB: 0 P: 12	1B: 3 2B: 2 3B: 0 HR: 1	SF: 0 SAC: 0 DP: 1 HBP: 0	WP: 0 PB: 0 SB: 0 CS: 0	PA: 33				
PITCHER	IP	WLS	BF	H	R	ER	SO	BB	IBB	HBP	BLK	WP	HR	S	P	ERA	WHIP									
Pat Rapp, R ERA: 4.58	(1, 1)	7.0	W	26	5	2	2	3	1	0	0	0	0	68	106	2.57	0.857									
Mike Holtz, L ERA: 4.1	(8, 1)	1.0		3	0	0	0	0	0	0	0	0	0	9	13	0.00	0.000									
47 Mark Lukasiewicz, L ERA: 6.35	(9, 1)	1.0		4	1	1	1	1	0	0	0	0	0	1	9	12	9.00	1.000								

Batter	1	2	3	4	5	6	7	8	9	AB	R	H	RBI	BB	SO	LOB	BOTTOM								
David Eckstein, R OBP: 0.361, SLG: 0.357	G6-3			G5-4-3		1B				3	1	2	0	0	0	1	Chicago White Sox @ Anaheim Angels Edison International Field, Anaheim, CA Tue Aug 07 2001, 10:05 PM EDT Att: 18,498 - Cloudy - 80 F								
Jose Nieves, R OBP: 0.263, SLG: 0.333		HBP				1B		1B		1	1	1	0	0	0										
Darin Erstad, L OBP: 0.334, SLG: 0.374	G6-3		G4-3		16 1B	F8				5	1	2	1	0	0										
Troy Glaus, R OBP: 0.359, SLG: 0.529				L7		16 1B				4	2	2	1	1	1										
Benji Gil, R OBP: 0.350, SLG: 0.551	HR				16 1B	2B		K		0	0	0	0	0	0										
16 Garret Anderson, L OBP: 0.300, SLG: 0.455	G4-3		K			1B		G1-3		5	1	2	2	0	1										
Scott Spiezio, S OBP: 0.330, SLG: 0.451		1B	2B	1B		1B				4	2	3	2	0	0										
Tim Salmon, R OBP: 0.379, SLG: 0.382		SH1-3	1B	1B				F9		3	1	1	1	1	1										
Adam Kennedy, L OBP: 0.351, SLG: 0.403		SH1-3	1B					F7		3	0	2	1	1	0										
Jorge Fabregas, L OBP: 0.228, SLG: 0.266		SH1-3				G6-3		G4-3		3	0	0	0	0	1										
Orlando Palmeiro, L OBP: 0.318, SLG: 0.344		SF9								1	0	0	1	1	0										
Shawn Wooten, R OBP: 0.340, SLG: 0.487						L4		F7		1	0	0	0	0	0										
Inning Stats	R: 1 H: 2 E: 0 K: 0 S: 9	H: 3 R: 2 ER: 0 LOB: 2 BB: 0 P: 11	R: 2 H: 3 E: 0 K: 0 S: 14	H: 3 R: 5 ER: 2 LOB: 2 BB: 0 P: 21	R: 1 H: 2 E: 0 K: 2 S: 14	H: 2 R: 1 ER: 0 LOB: 2 BB: 1 P: 26	R: 1 H: 2 E: 0 K: 0 S: 10	H: 2 R: 0 ER: 0 LOB: 2 BB: 2 P: 24	R: 0 H: 0 E: 0 K: 1 S: 8	H: 0 R: 0 ER: 0 LOB: 0 BB: 1 P: 16	R: 3 H: 4 E: 0 K: 0 S: 13	H: 4 R: 0 ER: 0 LOB: 1 BB: 0 P: 20	R: 0 H: 0 E: 0 K: 0 S: 5	H: 0 R: 0 ER: 0 LOB: 0 BB: 0 P: 8	R: 1 H: 2 E: 0 K: 1 S: 11	H: 2 R: 0 ER: 0 LOB: 1 BB: 0 P: 12	1B: 10 2B: 4 3B: 0 HR: 1	SF: 1 SAC: 1 DP: 2 HBP: 1	WP: 0 PB: 0 SB: 0 CS: 1	PA: 40					
PITCHER	IP	WLS	BF	H	R	ER	SO	BB	IBB	HBP	BLK	WP	HR	S	P	ERA	WHIP								
Kip Wells, R ERA: 4.24	(1, 1)	3.2	L	22	4	3	5	2	3	0	0	0	0	24	41	11.57	2.143								
Matt Ginter, R ERA: 9.85	(4, 1)	2.1		10	4	3	3	1	1	0	0	0	0	5	8	0.00	0.000								
Alan Embree, L ERA: 9.0	(7, 1)	1.0		3	0	0	0	0	0	0	0	0	0	5	8	0.00	0.000								
Rocky Biddle, R ERA: 5.4	(8, 1)	1.0		5	2	1	1	1	0	0	0	0	0	11	12	9.00	2.000								

Batter	1	2	3	4	5	6	7	8	9	AB	R	H	RBI	BB	SO	LOB	TOP											
Ray Durham, S OBP: 0.330, SLG: 0.429	F5			F7		K			P5	4	0	0	0	0	1	0	Chicago White Sox @ Anaheim Angels Edison International Field, Anaheim, CA Thu Aug 09 2001, 10:05 PM EDT Att: 17,896 - Sunny - 76 F											
Jose Valentin, S OBP: 0.340, SLG: 0.519	K			1B		G5-3			2B	4	1	2	0	0	1	0												
Maglio Ordonez, R OBP: 0.370, SLG: 0.522	G3			1B				G4-3	2B	4	0	2	1	0	0	0												
Jose Canseco, R OBP: 0.387, SLG: 0.567		BB		BB				F9	2B	2	0	0	0	2	1	1												
14 Paul Konerko, R OBP: 0.342, SLG: 0.515	G6-4-3			G6-3				L6	F2	4	0	0	0	0	0	4												
Carlos Lee, R OBP: 0.334, SLG: 0.518	F9									3	1	1	1	0	0	0												
Chris Singleton, L OBP: 0.294, SLG: 0.363			G6-3		F8			G3		3	0	0	0	0	0	0												
Royce Clayton, R OBP: 0.292, SLG: 0.359			G4-3		L8			G4-3		3	0	0	0	0	0	0												
Mark Johnson, L OBP: 0.391, SLG: 0.382			F7			F9		F7		3	0	0	0	0	0	0												
Inning Stats	R: 0 E: 0 K: 1 S: 5	H: 0 LOB: 0 BB: 0 P: 6	R: 0 E: 0 K: 0 S: 5	H: 0 LOB: 0 BB: 1 P: 13	R: 0 E: 0 K: 0 S: 9	H: 0 LOB: 0 BB: 0 P: 14	R: 0 E: 0 K: 0 S: 9	H: 2 LOB: 2 BB: 1 P: 18	R: 0 E: 0 K: 0 S: 6	H: 0 LOB: 0 BB: 0 P: 7	R: 0 E: 0 K: 1 S: 8	H: 0 LOB: 0 BB: 0 P: 12	R: 0 E: 0 K: 0 S: 5	H: 0 LOB: 0 BB: 0 P: 9	R: 1 E: 0 K: 0 S: 10	H: 1 LOB: 0 BB: 0 P: 19	R: 1 E: 0 K: 1 S: 9	H: 2 LOB: 1 BB: 0 P: 12	1B: 2 2B: 2 3B: 0 HR: 1	SF: 0 SAC: 0 DP: 1 HBP: 0	WP: 0 PB: 0 SB: 1 CS: 0	PA: 32						
PITCHER	IP	WLS	BF	H	R	ER	SO	BB	IBB	HBP	BLK	WP	HR	S	P	ERA	WHIP											
Ismael Valdez, R ERA: 3.61	(1, 1)	8.0	W	27	3	1	1	2	2	0	0	0	0	1	57	98	1.12	0.625										
Troy Percival, R ERA: 2.6	(9, 1)	1.0	S	5	2	1	1	1	0	0	0	0	0	0	9	12	9.00	2.000										

Batter	1	2	3	4	5	6	7	8	9	AB	R	H	RBI	BB	SO	LOB	BOTTOM											
David Eckstein, R OBP: 0.356, SLG: 0.353	G1-3		G6-3	FC5			K			4	0	0	0	0	1	4	Chicago White Sox @ Anaheim Angels Edison International Field, Anaheim, CA Thu Aug 09 2001, 10:05 PM EDT Att: 17,896 - Sunny - 76 F											
Darin Erstad, L OBP: 0.337, SLG: 0.379	G3			1B	P6					4	1	2	0	0	0	0												
Troy Glaus, R OBP: 0.356, SLG: 0.522	G1-3			1B	F8		K			4	1	1	0	0	1	2												
16 Garret Anderson, L OBP: 0.297, SLG: 0.449		L4		BB	G4-3			G6-3		4	1	1	1	0	0	0												
Scott Spiezio, S OBP: 0.331, SLG: 0.450		S		G2-3		F7		F9		4	0	2	1	0	0	0												
Tim Lincecum, R OBP: 0.375, SLG: 0.375		F9		FC5	G2-3		F8		F3	3	0	0	0	1	0	1												
Adam Kennedy, L OBP: 0.349, SLG: 0.401		P4		SF8		K				2	0	0	1	0	1	1												
Bengie Molina, R OBP: 0.310, SLG: 0.309			G6-3	G2-3			F7			3	0	0	0	0	0	2												
Orlando Palmeiro, L OBP: 0.322, SLG: 0.344			G5-3	FC5						2	0	1	0	1	0	0												
Inning Stats	R: 0 E: 0 K: 0 S: 8	H: 0 LOB: 0 BB: 0 P: 9	R: 0 E: 0 K: 0 S: 12	H: 1 LOB: 1 BB: 0 P: 17	R: 0 E: 0 K: 0 S: 5	H: 0 LOB: 0 BB: 0 P: 7	R: 3 E: 0 K: 0 S: 16	H: 4 LOB: 3 BB: 2 P: 30	R: 0 E: 0 K: 0 S: 6	H: 0 LOB: 0 BB: 0 P: 14	R: 0 E: 0 K: 1 S: 8	H: 0 LOB: 0 BB: 0 P: 10	R: 0 E: 0 K: 2 S: 17	H: 2 LOB: 2 BB: 0 P: 23	R: 0 E: 0 K: 0 S: 7	H: 0 LOB: 0 BB: 0 P: 14	1B: 7 2B: 0 3B: 0 HR: 0	SF: 1 SAC: 0 DP: 0 HBP: 0	WP: 0 PB: 0 SB: 1 CS: 0	PA: 33								
PITCHER	IP	WLS	BF	H	R	ER	SO	BB	IBB	HBP	BLK	WP	HR	S	P	ERA	WHIP											
Sean Lowe, R ERA: 3.3	(1, 1)	6.2	L	29	7	3	3	2	2	0	0	0	0	0	69	105	4.05	1.350										
Bob Howry, R ERA: 4.83	(7, 1)	1.1		4	0	0	0	1	0	0	0	0	0	10	19	0.00	0.000											

AB	30
R	2
H	5
RBI	2
BB	2
SO	3
LOB	5

AB	30
R	3
H	7
RBI	3
BB	2
SO	3
LOB	10

WP	0	PA	32
PB	0		
SB	1		
CS	0		

Batter	1	2	3	4	5	6	7	8	9	AB R H RBI BB SO LOB	TOP									
José Cruz Jr. S OBP: 0.331, SLG: 0.488 (1.8)	1-0 P4		1-3 K		1-0 P4		0-0 G1-6-3		0-0 F8	5 0 0 0 0 1 3	Toronto Blue Jays @ Anaheim Angels Edison International Field, Anaheim, CA Fri Aug 10 2001, 10:05 PM EDT Att: 30,484 - Sunny - 78 F									
Alex Gonzalez R OBP: 0.297, SLG: 0.394 (1.6)	1-2 G5-3		2-2 F9		2-1 FC5-4			1-1 L5	2-2 DI	5 1 2 1 0 0 2										
Shannon Stewart R OBP: 0.374, SLG: 0.455 (1.7)	1-3 K		4-1		1-1 FC5-4			2-1	3-2	4 2 2 1 1 1 1										
Carlos Delgado L OBP: 0.400, SLG: 0.543 (1.3)		3-3 K	1-0 G4-3		0-0 G1-3			2-2	1-1	5 2 2 3 0 1 4										
Raul Mondesi R OBP: 0.341, SLG: 0.467 (1.9)		4-1		2-2 G1-3			2-0 F8	2-1	4-2	3 1 1 2 2 0 0										
Brad Fullmer L OBP: 0.322, SLG: 0.438 (1.10)		0-0 F8		2-0 G3-1			0-3 K	2-2	4-2	4 0 0 0 1 1 1										
Felipe Lopez S OBP: 0.241, SLG: 0.250 (1.5)		1-3 K		0-0			0-1 G3	2-2	1-3	4 0 1 0 0 1 1										
Tony Fernandez S OBP: 0.319, SLG: 0.324 (0. PH)		1-2 K		1-2				0-0	0-1	1 0 0 0 0 0 2										
Alberto Castillo R OBP: 0.284, SLG: 0.297 (1.2)			0-2 F9		0-0		3-1 L8		1-1	4 1 3 0 0 0 0										
Homer Bush R OBP: 0.352, SLG: 0.431 (1.4)			1-2		0-1 G1-3		0-3 K		0-0	4 0 1 0 0 1 3										
Inning Stats	R: 0 E: 0 K: 1 S: 7	H: 0 LOB: 0 BB: 0 P: 10	R: 0 E: 1 K: 2 S: 9	H: 0 LOB: 1 BB: 1 P: 17	R: 0 E: 0 K: 1 S: 14	H: 2 LOB: 3 BB: 1 P: 23	R: 0 E: 0 K: 0 S: 8	H: 2 LOB: 2 BB: 0 P: 12	R: 0 E: 0 K: 1 S: 6	H: 0 LOB: 0 BB: 0 P: 8	R: 0 E: 0 K: 1 S: 6	H: 0 LOB: 0 BB: 0 P: 9	R: 3 E: 0 K: 0 S: 16	H: 3 LOB: 0 BB: 0 P: 25	R: 4 E: 0 K: 0 S: 21	H: 4 LOB: 2 BB: 2 P: 36	1B: 8 2B: 2 3B: 0 HR: 2	SF: 0 SAC: 0 DP: 0 HBP: 0	WP: 0 PB: 0 SB: 2 CS: 0	PA: 43
PITCHER	IP WLS BF H R ER SO BB IBB HBP BLK WP HR S P ERA WHIP											IP WLS BF H R ER SO BB IBB HBP BLK WP HR S P ERA WHIP								
Scott Schoeneweis L ERA: 4.74 (1.1)	7.2 W 33 8 3 3 6 2 0 0 0 0 1 71 113 3.52 1.304																			
Shigetoshi Hasegawa R ERA: 4.29 (0.1)	1.0 6 3 3 3 0 0 0 0 0 0 0 13 19 27.00 3.000																			
Troy Percival R ERA: 2.78 (0.1)	0.1 S 4 1 1 1 0 2 0 0 0 0 0 1 9 18 27.00 9.000																			

AB	39
R	7
H	12
RBI	7
BB	4
SO	6
LOB	17



Batter	1	2	3	4	5	6	7	8	9	AB R H RBI BB SO LOB	BOTTOM									
David Eckstein R OBP: 0.355, SLG: 0.354 (1.6)	0-2 G5-3		1-1 F8		0-1			0-0 G1-3		4 0 1 1 0 0 1	Toronto Blue Jays @ Anaheim Angels Edison International Field, Anaheim, CA Fri Aug 10 2001, 10:05 PM EDT Att: 30,484 - Sunny - 78 F									
Darin Erstad L OBP: 0.340, SLG: 0.380 (1.8)	4-1	3-2		0-2 G4-3	1-3			2-2		4 1 2 1 1 1 1										
Troy Glaus R OBP: 0.357, SLG: 0.528 (1.5)	4-2	0-0		2-1			2-2 L1	1-1		3 1 1 2 1 0 1										
16 Garret Anderson L OBP: 0.294, SLG: 0.446 (1.7)	0-2	0-0		1-1 F7			1-3 K			4 1 0 0 0 1 3										
Scott Spiezio S OBP: 0.336, SLG: 0.450 (1.3)	0-0		4-2	4-2			1-3 K			2 1 1 1 2 1 0										
Tim Lincecum R OBP: 0.376, SLG: 0.379 (1.9)	1-1		3-1	0-0			2-3 K			4 1 2 1 0 1 1										
Adam Kennedy L OBP: 0.345, SLG: 0.397 (1.4)	0-2		0-1		3-3		3-3 K			3 0 0 1 0 2 2										
Bengie Molina R OBP: 0.313, SLG: 0.313 (1.2)		2-2		0-2			1-2			4 1 2 1 0 0 0										
Orlando Palmeiro L OBP: 0.328, SLG: 0.350 (1.10)		1-2		3-2			2-3			3 2 2 0 0 0 1										
Benji Gil R OBP: 0.344, SLG: 0.541 (0. PH)			1-2		1-2					1 0 0 0 0 1 0										
Inning Stats	R: 2 E: 0 K: 0 S: 18	H: 2 LOB: 2 BB: 2 P: 27	R: 2 E: 0 K: 0 S: 14	H: 3 LOB: 1 BB: 0 P: 21	R: 2 E: 0 K: 0 S: 12	H: 2 LOB: 1 BB: 1 P: 23	R: 1 E: 0 K: 0 S: 10	H: 1 LOB: 1 BB: 1 P: 17	R: 1 E: 0 K: 2 S: 19	H: 2 LOB: 1 BB: 0 P: 24	R: 0 E: 0 K: 2 S: 10	H: 0 LOB: 0 BB: 0 P: 14	R: 0 E: 0 K: 2 S: 12	H: 0 LOB: 0 BB: 0 P: 18	R: 0 E: 0 K: 1 S: 9	H: 1 LOB: 1 BB: 0 P: 14	1B: 8 2B: 2 3B: 0 HR: 1	SF: 2 SAC: 1 DP: 0 HBP: 0	WP: 0 PB: 0 SB: 0 CS: 0	PA: 39
PITCHER	IP WLS BF H R ER SO BB IBB HBP BLK WP HR S P ERA WHIP											IP WLS BF H R ER SO BB IBB HBP BLK WP HR S P ERA WHIP								
Brandon Lyon R ERA: 6.52 (1.1)	2.1 L 17 3 2 2 4 1 0 0 0 0 0 1 44 64 4.91 1.091																			
Matt DaWitt R ERA: 5.0 (0.1)	3.2 15 3 2 2 4 1 0 0 0 0 0 12 18 0.00 0.000																			
Pedro Borbon L ERA: 3.66 (0.1)	1.0 3 0 0 0 2 0 0 0 0 0 0 9 14 0.00 1.000																			
Bob Fife R ERA: 2.7 (0.1)	1.0 4 1 0 0 1 0 0 0 0 0 0 9 14 0.00 1.000																			

AB	32
R	8
H	11
RBI	8
BB	4
SO	7
LOB	10



Batter	1	2	3	4	5	6	7	8	9	AB	R	H	RBI	BB	SO	LOB	TOP																		
Chris Latham, S (1, 7) OBP: 0.500, SLG: 0.588										5	1	2	0	0	2	0	<p>Toronto Blue Jays @ Anaheim Angels Edison International Field, Anaheim, CA</p> <p>Sun Aug 12 2001, 8:05 PM EDT Att: 19,129 - Sunny - 81 F</p> <p>livebaseballscores.com</p> <p>AB 38 R 5 H 10 RBI 4 BB 1 SO 6 LOB 14</p>																		
Alex Gonzalez, R (1, 6) OBP: 0.396, SLG: 0.390										4	1	0	0	1	0	2																			
José Cruz Jr., S (1, 8) OBP: 0.332, SLG: 0.501										5	1	0	0	0	2	1																			
Carlos Delgado, L (1, 3)										4	1	1	1	0	2	0																			
Raul Mondesi, R (1, 9)										4	0	3	1	0	0	0																			
Brad Fullmer, L (1, 10) OBP: 0.327, SLG: 0.446										4	1	2	1	0	0	3																			
Felipe Lopez, S (1, 5) Tony Fernandez, S (8, PH) Homer Bush, R (8, 4) OBP: 0.325, SLG: 0.330 OBP: 0.343, SLG: 0.420										3	0	0	0	0	0	2																			
Darrin Fletcher, L (1, 2) OBP: 0.290, SLG: 0.359										4	0	0	0	0	0	4																			
Jeff Frye, R (1, 4) OBP: 0.287, SLG: 0.267										4	0	1	0	0	0	2																			
Inning Stats	R: 0 E: 0 K: 2 S: 8	H: 0 LOB: 0 BB: 0 P: 12	R: 0 E: 0 K: 0 S: 11	H: 2 LOB: 2 BB: 0 P: 17	R: 0 E: 0 K: 0 S: 8	H: 0 LOB: 0 BB: 0 P: 13	R: 0 E: 0 K: 1 S: 9	H: 1 LOB: 1 BB: 0 P: 17	R: 0 E: 0 K: 0 S: 9	H: 2 LOB: 2 BB: 0 P: 16	R: 0 E: 0 K: 1 S: 6	H: 0 LOB: 0 BB: 0 P: 10	R: 1 E: 0 K: 0 S: 8	H: 1 LOB: 0 BB: 0 P: 14	R: 4 E: 1 K: 0 S: 18	H: 4 LOB: 2 BB: 1 P: 32		R: 0 E: 0 K: 2 S: 9	H: 0 LOB: 0 BB: 0 P: 13	1B: 8 2B: 1 3B: 0 HR: 1	SF: 0 SAC: 0 DP: 0 HBP: 0	WP: 0 PB: 0 SB: 0 CS: 0	PA: 39												
PITCHER	IP WLS BF H R ER SO BB IBB HBP BLK WP HR S P ERA WHIP																																		
Pat Rapp, R (1, 1) ERA: 4.42	7.0		27	6	1	1	4	0	0	0	0	0	0	0	1	59	99	1.29	0.857																
Ben Weber, R (8, 1) ERA: 2.79	0.0		3	1	3	3	0	1	0	0	0	0	0	0	0	5	9	∞	∞																
Mike Holtz, L (8, 1) ERA: 4.33	0.0		1	1	0	0	0	0	0	0	0	0	0	0	0	1	1	∞	∞																
Al Levine, R (8, 1) ERA: 2.25	1.0	W	5	2	1	0	0	0	0	0	0	0	0	0	0	12	22	0.00	2.000																
Troy Percival, R (9, 1) ERA: 2.72	1.0	S	3	0	0	0	2	0	0	0	0	0	0	0	0	9	13	0.00	0.000																

Batter	1	2	3	4	5	6	7	8	9	AB	R	H	RBI	BB	SO	LOB	BOTTOM																		
David Eckstein, R (1, 6) OBP: 0.359, SLG: 0.360										5	1	2	0	0	1	2	<p>Toronto Blue Jays @ Anaheim Angels Edison International Field, Anaheim, CA</p> <p>Sun Aug 12 2001, 8:05 PM EDT Att: 19,129 - Sunny - 81 F</p> <p>livebaseballscores.com</p> <p>AB 34 R 6 H 11 RBI 6 BB 4 SO 6 LOB 13</p>																		
Darin Erstad, L (1, 8) OBP: 0.339, SLG: 0.377										4	0	0	0	1	1	2																			
Troy Glaus, R (1, 5) OBP: 0.358, SLG: 0.530										2	2	0	0	2	0	1																			
16 Garret Anderson, L (1, 7) OBP: 0.297, SLG: 0.458										4	2	4	4	0	0	0																			
Scott Spiezio, S (1, 3) OBP: 0.339, SLG: 0.448										3	0	1	1	1	1	0																			
Tim Salmon, R (1, 9) OBP: 0.375, SLG: 0.378										4	0	1	0	0	1	4																			
Adam Kennedy, L (1, 4) OBP: 0.347, SLG: 0.408										4	0	0	0	0	1	1																			
Jorge Fabregas, L (1, 2) OBP: 0.237, SLG: 0.283 Bengie Molina, R (8, PH) OBP: 0.309, SLG: 0.323										3	0	2	0	0	0	1																			
Orlando Palmeiro, L (1, 10) OBP: 0.321, SLG: 0.341 Benji Gil, R (8, PH) OBP: 0.342, SLG: 0.538										3	0	0	0	0	0	2																			
Inning Stats	R: 0 E: 0 K: 1 S: 7	H: 0 LOB: 0 BB: 0 P: 9	R: 1 E: 0 K: 1 S: 10	H: 2 LOB: 1 BB: 0 P: 13	R: 2 E: 0 K: 0 S: 13	H: 3 LOB: 2 BB: 1 P: 19	R: 0 E: 0 K: 0 S: 10	H: 1 LOB: 1 BB: 0 P: 13	R: 2 E: 0 K: 1 S: 12	H: 1 LOB: 0 BB: 0 P: 13	R: 0 E: 0 K: 0 S: 10	H: 1 LOB: 2 BB: 2 P: 23	R: 1 E: 0 K: 2 S: 13	H: 2 LOB: 1 BB: 0 P: 20	R: 0 E: 0 K: 2 S: 9	H: 0 LOB: 0 BB: 0 P: 13		1B: 7 2B: 1 3B: 0 HR: 3	SF: 0 SAC: 0 DP: 1 HBP: 0	WP: 0 PB: 0 SB: 1 CS: 0	PA: 38														
PITCHER	IP WLS BF H R ER SO BB IBB HBP BLK WP HR S P ERA WHIP																																		
32 Roy Halladay, R (1, 1) ERA: 4.66	6.0		28	8	5	5	4	2	0	0	0	0	0	0	2	62	86	7.50	1.667																
Pedro Borbon, L (7, 1) ERA: 3.54	0.2		3	1	0	0	0	1	0	0	0	0	0	0	0	4	10	0.00	3.000																
Bob Fife, R (7, 1) ERA: 2.68	0.1		2	0	0	0	0	1	0	0	0	0	0	0	0	6	13	0.00	3.000																
Dan Plesac, L (8, 1) ERA: 3.53	0.1	L	2	1	1	1	1	0	0	0	0	0	0	0	1	7	12	27.00	3.000																
Paul Quantrill, R (8, 1) ERA: 2.63	0.2		3	1	0	0	1	0	0	0	0	0	0	0	0	6	8	0.00	1.500																

Batter	1	2	3	4	5	6	7	8	9	AB	R	H	RBI	BB	SO	LOB	TOP			
David Eckstein, R OBP: 0.359, SLG: 0.363	L5	G6-4-3		G5-3 CI 1B				G3-1		5	0	2	2	0	0	2				
Darin Erstad, L OBP: 0.340, SLG: 0.375		F5		CI G5-3				E4		2	0	0	0	2	0	1				
Troy Glaus, R OBP: 0.355, SLG: 0.524				P4				F9		5	0	0	0	0	1	7				
16 Garret Anderson, L OBP: 0.298, SLG: 0.463	P3			G6-3						5	1	2	1	0	0	3				
Scott Spiezio, S OBP: 0.337, SLG: 0.447				F8						5	1	1	0	0	0	1				
Tim Salmon, R OBP: 0.375, SLG: 0.377										4	1	1	0	1	1	1				
Adam Kennedy, L OBP: 0.348, SLG: 0.406										4	2	1	0	0	0	2				
Bengie Molina, R OBP: 0.313, SLG: 0.327										4	1	2	2	0	0	1				
Orlando Palmeiro, L OBP: 0.330, SLG: 0.343										2	1	1	0	2	0	0				
Inning Stats	R: 0 E: 0 K: 1 S: 12	H: 0 LOB: 1 BB: 1 P: 20	R: 3 E: 0 K: 0 S: 12	H: 4 LOB: 1 BB: 0 P: 19	R: 0 E: 0 K: 0 S: 5	H: 0 LOB: 0 BB: 0 P: 7	R: 3 E: 2 K: 0 S: 19	H: 2 LOB: 2 BB: 1 P: 34	R: 0 E: 0 K: 0 S: 9	H: 1 LOB: 0 BB: 2 P: 13	R: 1 E: 0 K: 0 S: 17	H: 1 LOB: 1 BB: 1 P: 28	R: 0 E: 1 K: 1 S: 10	H: 0 LOB: 1 BB: 0 P: 14	R: 0 E: 0 K: 1 S: 9	H: 1 LOB: 1 BB: 0 P: 13	1B: 7 2B: 2 3B: 0 HR: 1	SF: 0 SAC: 0 DP: 2 HBP: 1	WP: 0 PB: 1 SB: 0 CS: 1	PA: 44
PITCHER	IP WLS BF H R ER SO BB IBB HBP BLK WP HR S P ERA WHIP																			
24 Nate Cornejo, R ERA: 13.5	3.2 L 21 6 6 4 1 2 0 1 0 0 0 0 46 76 9.82 2.182																			
Luis Pineda, R ERA: 1.59	4.1 1.2 8 2 0 0 0 1 1 0 0 0 0 15 33 0.00 1.800																			
Danny Patterson, R ERA: 2.77	6.1 0.2 1 0 0 0 0 0 0 0 0 0 0 3 5 0.00 0.000																			
Chris Holt, R ERA: 5.95	7.1 2.0 9 1 1 1 0 1 0 0 0 0 1 27 42 4.50 1.000																			
Matt Anderson, R ERA: 4.55	9.1 1.0 4 1 0 0 1 0 0 0 0 0 0 9 13 0.00 1.000																			

Anaheim Angels @ Detroit Tigers
Comerica Park, Detroit, MI
Tue Aug 14 2001, 7:05 PM EDT
Att: 24,082 - Sunny - 78 F

AB 36
R 7
H 10
RBI 5
BB 5
SO 2
LOB 18



Batter	1	2	3	4	5	6	7	8	9	AB	R	H	RBI	BB	SO	LOB	BOTTOM			
Roger Cedeno, S OBP: 0.345, SLG: 0.400	G6-3			G1-3				F7		4	0	0	0	0	0	0				
Damion Easley, R OBP: 0.332, SLG: 0.419	K			P6				P3		4	1	1	1	0	1	0				
Bobby Higginson, L OBP: 0.383, SLG: 0.469										2	0	2	0	2	0	0				
Tony Clark, S OBP: 0.389, SLG: 0.501	CS			F7						4	0	0	0	0	1	3				
Wendell Magee, R OBP: 0.327, SLG: 0.441										4	0	1	0	0	1	1				
Shane Halter, R OBP: 0.342, SLG: 0.469										4	0	0	0	0	1	2				
Deivi Cruz, R OBP: 0.293, SLG: 0.394										3	0	2	0	0	0	0				
Juan Encarnacion, R OBP: 0.297, SLG: 0.410										3	0	0	0	0	2	3				
Javier Cardona, R OBP: 0.232, SLG: 0.304										3	0	0	0	0	0	0				
Inning Stats	R: 0 E: 0 K: 1 S: 9	H: 1 LOB: 0 BB: 0 P: 14	R: 0 E: 0 K: 1 S: 15	H: 0 LOB: 0 BB: 0 P: 21	R: 0 E: 0 K: 1 S: 9	H: 0 LOB: 0 BB: 0 P: 15	R: 0 E: 0 K: 0 S: 10	H: 0 LOB: 1 BB: 1 P: 15	R: 0 E: 0 K: 0 S: 12	H: 1 LOB: 1 BB: 0 P: 17	R: 1 E: 0 K: 0 S: 13	H: 2 LOB: 1 BB: 0 P: 19	R: 0 E: 0 K: 0 S: 8	H: 2 LOB: 1 BB: 0 P: 9	R: 0 E: 0 K: 2 S: 11	H: 0 LOB: 0 BB: 1 P: 19	1B: 4 2B: 2 3B: 0 HR: 1	SF: 0 SAC: 0 DP: 1 HBP: 0	WP: 0 PB: 0 SB: 0 CS: 1	PA: 34
PITCHER	IP WLS BF H R ER SO BB IBB HBP BLK WP HR S P ERA WHIP																			
Jarrod Washburn, L ERA: 3.67	6.0 W 22 4 1 1 4 1 0 0 0 0 0 0 68 101 1.50 0.833																			
Shigetoshi Hasegawa, R ERA: 4.06	7.1 2.0 7 2 0 0 0 0 0 0 0 0 0 11 13 0.00 1.000																			
47 Mark Lukasiewicz, L ERA: 6.64	9.1 1.0 4 0 0 0 2 1 0 0 0 0 0 0 11 19 0.00 1.000																			

Anaheim Angels @ Detroit Tigers
Comerica Park, Detroit, MI
Tue Aug 14 2001, 7:05 PM EDT
Att: 24,082 - Sunny - 78 F

AB 31
R 1
H 6
RBI 1
BB 2
SO 6
LOB 9



Batter	1	2	3	4	5	6	7	8	9	AB	R	H	RBI	BB	SO	LOB	TOP			
David Eckstein, R (1, 10) OBP: 0.362, SLG: 0.364										4	0	2	0	1	0	2	Anaheim Angels @ Detroit Tigers Comerica Park, Detroit, MI Wed Aug 15 2001, 7:05 PM EDT Att: 20,853 - Cloudy - 77 F			
Darin Erstad, L (1, 8) OBP: 0.339, SLG: 0.372										4	0	0	0	1	1	4				
Troy Glaus, R (1, 5) OBP: 0.354, SLG: 0.524										4	0	1	0	0	2	2				
16 Garret Anderson, L (1, 7) OBP: 0.296, SLG: 0.459										4	0	0	0	0	2	3				
Scott Spiezio, S (1, 3)										3	1	2	1	1	0	0				
Tim Salmon, R (1, 9) OBP: 0.374, SLG: 0.373										3	0	0	0	1	1	1				
Adam Kennedy, L (1, 4) OBP: 0.347, SLG: 0.403										3	0	0	0	0	0	3				
Bengie Molina, R (1, 2) OBP: 0.307, SLG: 0.321										4	0	0	0	0	1	2				
Benji Gil, R (1, 6) OBP: 0.345, SLG: 0.537										4	0	2	0	0	0	0				
Inning Stats	R: 0 E: 0 K: 1 S: 11	H: 2 LOB: 1 BB: 0 P: 15	R: 0 E: 0 K: 1 S: 9	H: 1 LOB: 0 BB: 0 P: 11	R: 0 E: 0 K: 1 S: 10	H: 1 LOB: 1 BB: 0 P: 13	R: 1 E: 1 K: 1 S: 19	H: 1 LOB: 2 BB: 0 P: 29	R: 0 E: 0 K: 1 S: 10	H: 0 LOB: 0 BB: 0 P: 6	R: 0 E: 0 K: 0 S: 8	H: 1 LOB: 0 BB: 0 P: 11	R: 0 E: 0 K: 2 S: 11	H: 0 LOB: 1 BB: 1 P: 23	R: 0 E: 0 K: 0 S: 9	H: 0 LOB: 1 BB: 1 P: 16		1B: 5 2B: 2 3B: 0 HR: 1	SF: 0 SAC: 0 DP: 2 HBP: 1	WP: 1 PA: 38 PB: 0 SB: 0 CS: 0
PITCHER	IP WLS BF H R ER SO BB IBB HBP BLK WP HR S P ERA WHIP	7.2 33 7 1 1 7 3 0 1 0 1 1 80 122 1.17 1.304	1.1 W 5 0 0 0 0 1 0 0 0 0 0 0 12 20 0.00 0.750																	

Batter	1	2	3	4	5	6	7	8	9	AB	R	H	RBI	BB	SO	LOB	BOTTOM				
Roger Cedeno, S (1, 8) OBP: 0.352, SLG: 0.407										5	0	5	1	0	0	0	Anaheim Angels @ Detroit Tigers Comerica Park, Detroit, MI Wed Aug 15 2001, 7:05 PM EDT Att: 20,853 - Cloudy - 77 F				
Robert Fick, L (1, 2) OBP: 0.349, SLG: 0.522										5	0	1	0	0	1	5					
Bobby Higginson, L (1, 7) OBP: 0.388, SLG: 0.482										4	2	4	0	0	0	0					
Tony Clark, S (1, 10) OBP: 0.393, SLG: 0.503										3	0	2	1	1	0	1					
Ryan Jackson, L (8, PR) OBP: 0.259, SLG: 0.365										0	1	0	0	0	0	0					
Randall Simon, L (1, 3) OBP: 0.364, SLG: 0.447										4	0	0	0	0	0	5					
Damion Easley, R (1, 4) OBP: 0.331, SLG: 0.416										3	1	0	0	1	1	3					
Deivi Cruz, R (1, 6) OBP: 0.292, SLG: 0.392										4	1	1	2	0	0	3					
Shane Halter, R (1, 5) OBP: 0.338, SLG: 0.465										3	0	0	1	0	0	0					
Juan Encarnacion, R (1, 9) OBP: 0.296, SLG: 0.408										4	0	1	0	0	0	2					
Inning Stats	R: 0 E: 0 K: 0 S: 10	H: 2 LOB: 1 BB: 0 P: 16	R: 0 E: 0 K: 0 S: 6	H: 0 LOB: 0 BB: 0 P: 7	R: 0 E: 0 K: 0 S: 6	H: 1 LOB: 1 BB: 0 P: 8	R: 0 E: 0 K: 0 S: 9	H: 2 LOB: 2 BB: 0 P: 13	R: 0 E: 0 K: 1 S: 8	H: 1 LOB: 1 BB: 0 P: 12	R: 1 E: 0 K: 1 S: 8	H: 2 LOB: 0 BB: 0 P: 9	R: 0 E: 0 K: 0 S: 8	H: 3 LOB: 2 BB: 0 P: 12	R: 4 E: 1 K: 0 S: 14	H: 3 LOB: 3 BB: 2 P: 31	1B: 11 2B: 2 3B: 1 HR: 0	SF: 0 SAC: 1 DP: 1 HBP: 0	WP: 0 PA: 38 PB: 0 SB: 2 CS: 1		
PITCHER	IP WLS BF H R ER SO BB IBB HBP BLK WP HR S P ERA WHIP	7.0 29 11 1 1 2 0 0 0 0 0 0 6 13 81.00 3.000	0.1 L 3 1 3 3 0 0 1 0 0 0 0 0 6 16 0.00 6.000	0.1 1 0 0 0 0 0 0 0 0 0 0 2 2 0.00 0.000																	

Batter	1	2	3	4	5	6	7	8	9	AB	R	H	RBI	BB	SO	LOB	TOP										
David Eckstein, R (1, 6) OBP: 0.360, SLG: 0.362	0-1 G4-3	2-1 F8			1-1 E5 1B		0-0 F7	2-2 CS	0-2 G6-3	5	0	1	0	0	0	1											
Darin Erstad, L (1, 8) OBP: 0.336, SLG: 0.369	0-0 G4-3		2-0 G3-1		0-0 CI		0-2 G1-3		1-0 G4-3	4	0	0	0	0	0	0											
Troy Glaus, R (1, 5) OBP: 0.355, SLG: 0.525	3-3 K		2-0 E6		0-1 P6		1-1 HBP 16 1B		1-1 16 E 2B	5	1	2	0	0	1	2											
16 Garret Anderson, L (1, 7) OBP: 0.299, SLG: 0.461		0-1 1B 3B 1B	3-1 P6		0-0 F7		3-1 HBP 1B		0-1 E9 1B	5	1	3	1	0	0	3											
Scott Spiezio, S (1, 3) OBP: 0.343, SLG: 0.455		1-2 L8	3-2 G4-1		2-1 F8		4-2 HBP 1B		4-0 IBB	3	0	0	0	1	0	4											
Tim Salmon, R (1, 10) OBP: 0.370, SLG: 0.368	0-1 L6			2-3 K		1-2 P6	0-0 G4-1		0-1 P4	5	0	0	0	0	1	6											
Adam Kennedy, L (1, 4) OBP: 0.351, SLG: 0.409		2-1 3B 1B		2-1 1B		3-2 2B		2-0 G4-1		4	1	3	0	0	0	0											
Jorge Fabregas, L (1, 2) OBP: 0.238, SLG: 0.299		0-0 2B 3B		3-2 F7		1-2 F8		2-0 G4-3		4	1	1	2	0	0	2											
Orlando Palmeiro, L (1, 9) OBP: 0.333, SLG: 0.349		2-2 3H 2B		0-1 F7		0-2 F7		4-2 CS BB		3	0	1	1	1	0	2											
Inning Stats	R: 0 E: 0 K: 1 S: 6	H: 0 LOB: 0 BB: 0 P: 9	R: 3 E: 0 K: 0 S: 16	H: 4 LOB: 1 BB: 0 P: 23	R: 0 E: 1 K: 0 S: 9	H: 0 LOB: 1 BB: 0 P: 19	R: 0 E: 0 K: 1 S: 10	H: 1 LOB: 1 BB: 0 P: 17	R: 0 E: 2 K: 0 S: 8	H: 1 LOB: 2 BB: 0 P: 11	R: 0 E: 0 K: 0 S: 12	H: 2 LOB: 3 BB: 0 P: 20	R: 0 E: 0 K: 0 S: 9	H: 0 LOB: 0 BB: 1 P: 19	R: 1 E: 1 K: 0 S: 11	H: 2 LOB: 2 BB: 1 P: 17	1B: 7 2B: 3 3B: 1 HR: 0	SF: 0 SAC: 0 DP: 0 HBP: 1	WP: 0 PB: 0 SB: 0 CS: 1	PA: 43							
PITCHER	IP	WLS	BF	H	R	ER	SO	BB	IBB	HBP	BLK	WP	HR	S	P	ERA	WHIP										
Jeff Weaver, R (1, 1) ERA: 3.86	7.0	L	33	9	3	3	2	0	0	1	0	0	0	73	116	3.86	1.286										
C.J. Nitkowski, L (8, 1) ERA: 4.75	1.0		3	0	0	0	0	1	0	0	0	0	0	9	19	0.00	1.000										
Danny Patterson, R (9, 1) ERA: 2.89	1.0		6	2	1	1	0	0	1	0	0	0	0	11	17	9.00	2.000										

Anaheim Angels @ Detroit Tigers
Comerica Park, Detroit, MI
Thu Aug 16 2001, 1:05 PM EDT
Att: 22,141 - Cloudy - 69 F

AB 38
R 4
H 11
RBI 4
BB 2
SO 2
LOB 20



Batter	1	2	3	4	5	6	7	8	9	AB	R	H	RBI	BB	SO	LOB	BOTTOM										
Roger Cedeno, S (1, 8) OBP: 0.353, SLG: 0.412	1-3 K			3-2 G4-3 1B		3-1 G6-3		0-2 G6-3 3B		4	2	2	0	0	1	0											
Damion Easley, R (1, 4) OBP: 0.331, SLG: 0.413	1-0 G5-3			1-1 G4-3		4-1 FC4-6 BB		1-1 G6-3		3	0	0	1	1	0	1											
Bobby Higginson, L (1, 7) OBP: 0.387, SLG: 0.479	0-0 P3			1-1 P6		1-1 L4		1-0 1B		4	0	1	0	0	0	2											
Tony Clark, S (1, 3) OBP: 0.391, SLG: 0.500		1-1 G3		1-2 FC6-4 1B		0-0 FC4-6		0-0 F9		4	0	1	1	0	0	2											
Deivi Cruz, R (1, 6) OBP: 0.289, SLG: 0.387		0-0 G1-3		0-1 FC6-4		0-1 F7		0-2 F8		4	0	0	0	0	0	1											
Wendell Magee, R (1, 10) OBP: 0.321, SLG: 0.432		1-2 G5-3			2-1 E4 FC1-5 E		0-0 P3		0-1 S 1B	3	0	0	0	0	0	0											
Jose Macias, S (9, FH) OBP: 0.308, SLG: 0.411										1	0	1	0	0	0	0											
Shane Halter, R (1, 5) OBP: 0.337, SLG: 0.462					0-0 F7		1-1 FC1 FC1-5		2-3 K	4	0	1	0	0	1	2											
Juan Encarnacion, R (1, 9) OBP: 0.294, SLG: 0.404					0-0 G6-3		0-0 FC1-5 G1-6-3		0-1 G4-3	4	0	0	0	0	0	4											
Javier Cardona, R (1, 2) OBP: 0.220, SLG: 0.288					1-1 G5-3		1-1 G1-6-3		1-2 G6-3	3	0	0	0	0	0	2											
Inning Stats	R: 0 E: 0 K: 1 S: 6	H: 0 LOB: 0 BB: 0 P: 8	R: 0 E: 0 K: 0 S: 7	H: 0 LOB: 0 BB: 0 P: 9	R: 0 E: 0 K: 0 S: 4	H: 0 LOB: 0 BB: 0 P: 5	R: 1 E: 0 K: 0 S: 13	H: 2 LOB: 1 BB: 0 P: 19	R: 0 E: 2 K: 0 S: 7	H: 0 LOB: 1 BB: 0 P: 11	R: 0 E: 0 K: 0 S: 6	H: 0 LOB: 1 BB: 1 P: 14	R: 0 E: 0 K: 0 S: 7	H: 1 LOB: 0 BB: 0 P: 10	R: 1 E: 0 K: 0 S: 11	H: 2 LOB: 1 BB: 0 P: 14	R: 0 E: 0 K: 1 S: 10	H: 1 LOB: 1 BB: 0 P: 12	1B: 5 2B: 0 3B: 1 HR: 0	SF: 0 SAC: 0 DP: 1 HBP: 0	WP: 0 PB: 0 SB: 1 CS: 0	PA: 35					
PITCHER	IP	WLS	BF	H	R	ER	SO	BB	IBB	HBP	BLK	WP	HR	S	P	ERA	WHIP										
Scott Schoeneweis, L (1, 1) ERA: 4.61	8.0	W	31	5	2	2	1	1	0	0	0	0	0	61	90	2.25	0.750										
Troy Percival, R (9, 1) ERA: 2.66	1.0	S	4	1	0	0	1	0	0	0	0	0	0	10	12	0.00	1.000										

Anaheim Angels @ Detroit Tigers
Comerica Park, Detroit, MI
Thu Aug 16 2001, 1:05 PM EDT
Att: 22,141 - Cloudy - 69 F

AB 34
R 2
H 6
RBI 2
BB 1
SO 2
LOB 14



Batter	1	2	3	4	5	6	7	8	9	AB	R	H	RBI	BB	SO	LOB	TOP								
David Eckstein, R (1, 6) OBP: 0.360, SLG: 0.365	0-2 1B 2B	0-0 2B 1B		2-2 L5		0-1 G5-3			0-1 P6	5	1	2	1	0	0	0									
Darin Erstad, L (1, 8) OBP: 0.339, SLG: 0.371	1-2 16 G4-3 2B 2B	2-2 F7			2-0 BB 1B	2-3 K			2-0 G1-4-3 1B	5	2	3	1	0	1	1									
Troy Glaus, R (1, 5) OBP: 0.357, SLG: 0.525	4-2 16 G4-3 2B BB	1-0 2B			4-0 1B 2B BB				0-0 G1-4-3 1-2	3	2	1	0	2	1	1									
16 Garret Anderson, L (1, 7) OBP: 0.298, SLG: 0.459	2-0 G4-3		1-0 G4-6-3 1B		0-2 F5				1-3 K	4	0	1	0	0	1	4									
Scott Spiezio, S (1, 3) OBP: 0.348, SLG: 0.465	1-1 G4-3 2B		0-2 E3 G4-6-3		3-2 2B 1B				0-0 2B	4	1	3	3	0	0	1									
Tim Salmon, R (1, 9) OBP: 0.369, SLG: 0.369	2-1 G4-3		3-1 G4-6-3		1-0 2B				0-3 K	4	0	1	2	0	1	4									
Adam Kennedy, L (1, 4) OBP: 0.347, SLG: 0.405	1-1 G3		2-1 F9		0-3 K				2-3 K	4	0	0	0	0	2	3									
Bengie Molina, R (1, 2) OBP: 0.306, SLG: 0.324		0-2 F8 1B 2B		1-3 K	3-3 K				0-0 F7	4	1	1	0	0	2	1									
Orlando Palmeiro, L (1, 10) OBP: 0.327, SLG: 0.341	0-1 F8		1-1 G4-3		1-0 L5				1-0 F8	4	0	0	0	0	0	1									
Inning Stats	R: 3 E: 0 K: 0 S: 19	H: 3 LOB: 1 BB: 1 P: 30	R: 1 E: 0 K: 0 S: 11	H: 3 LOB: 2 BB: 0 P: 14	R: 0 E: 1 K: 0 S: 8	H: 1 LOB: 1 BB: 0 P: 14	R: 0 E: 0 K: 1 S: 9	H: 0 LOB: 0 BB: 0 P: 13	R: 3 E: 0 K: 2 S: 16	H: 3 LOB: 1 BB: 1 P: 29	R: 0 E: 0 K: 1 S: 6	H: 0 LOB: 0 BB: 0 P: 9	R: 0 E: 0 K: 1 S: 13	H: 1 LOB: 1 BB: 0 P: 17	R: 0 E: 0 K: 1 S: 6	H: 0 LOB: 0 BB: 0 P: 9	R: 0 E: 0 K: 0 S: 4	H: 1 LOB: 0 BB: 0 P: 6	1B: 6 2B: 6 3B: 0 HR: 0	SF: 0 SAC: 0 DP: 2 HBP: 0	WP: 0 PB: 0 SB: 0 CS: 0	PA: 39			
PITCHER	IP WLS BF H R ER SO BB IBB HBP BLK WP HR S P ERA WHIP	IP WLS BF H R ER SO BB IBB HBP BLK WP HR S P ERA WHIP																							
Charles Nagy, R (1, 1) ERA: 6.49	2.0 L 14 7 4 4 0	7.0 25 5 3 3 8	1 0 0 0	0 0 0 0	0 0 0 0	0 0 58 92	3.86 0.857																		
Dave Burba, R (3, 1) ERA: 6.32																									

Anaheim Angels @ Cleveland Indians
Jacobs Field, Cleveland, OH
Fri Aug 17 2001, 7:05 PM EDT
Att: 42,528 - Cloudy - 76 F

AB 37
R 7
H 12
RBI 7
BB 2
SO 8
LOB 16



Batter	1	2	3	4	5	6	7	8	9	AB	R	H	RBI	BB	SO	LOB	BOTTOM							
Kenny Lofton, L (1, 8) OBP: 0.323, SLG: 0.380	0-0 F7		2-0 FC6-4			4-0 G1-3 BB SF8 BB			2-1 F7	3	1	0	0	1	0	2								
Omar Vizquel, S (1, 6) OBP: 0.342, SLG: 0.355	2-2 G4-3		3-1 F8			4-0 G1-3 BB			0-0 G6-3	3	0	0	1	1	0	1								
Roberto Alomar, S (1, 4) OBP: 0.424, SLG: 0.559	4-2 BB		1-1 F8 G5-3 1B			0-2 G1-3			3-1 F8	2	0	1	0	1	0	2								
Jolbert Cabrera, R (8, 4) OBP: 0.325, SLG: 0.376						1-2 2-3			0-0 F8	1	0	0	0	0	0	0								
Juan Gonzalez, R (1, 9) OBP: 0.392, SLG: 0.623	0-3 K		0-0 G5-3			0-0 SF8			0-0 G4-6-3 1B	2	0	0	1	0	1	2								
Wil Cordero, R (8, 7) OBP: 0.333, SLG: 0.373			1-2 F8			3-1 G3-1			1-2 G4-6-3 1B	1	0	1	0	0	0	0								
Jim Thome, L (1, 3) OBP: 0.435, SLG: 0.689		2-1 FC5-4 1B		3-2 F8		0-1 G3-1			1-2 G4-6-3 1B	4	0	1	0	0	0	3								
Ellis Burks, R (1, 10) OBP: 0.357, SLG: 0.551		2-2 FC5-4 G6-4-3		0-1 F8					1-1 G6-3	4	0	1	0	0	0	2								
Marty Cordova, R (1, 7) OBP: 0.363, SLG: 0.532		3-2 G6-4-3							1-3 K	4	0	0	0	0	1	2								
Travis Fryman, R (1, 5) OBP: 0.333, SLG: 0.346			1-1 FC6-4 1B							3	0	1	0	0	0	0								
Russell Branyan, L (8, 5) OBP: 0.316, SLG: 0.484										0	0	0	0	0	0	0								
Einar Diaz, R (1, 2) OBP: 0.352, SLG: 0.410			0-3 K						0-1 G6-3	2	0	0	0	0	1	1								
Eddie Taubensee, L (8, 2) OBP: 0.277, SLG: 0.351									0-1 G6-3 3B	1	1	1	0	0	0	0								
Inning Stats	R: 0 E: 0 K: 1 S: 9	H: 0 LOB: 1 BB: 1 P: 15	R: 0 E: 0 K: 0 S: 8	H: 1 LOB: 0 BB: 0 P: 15	R: 0 E: 0 K: 1 S: 9	H: 1 LOB: 1 BB: 0 P: 15	R: 0 E: 0 K: 0 S: 8	H: 1 LOB: 1 BB: 0 P: 12	R: 0 E: 0 K: 0 S: 6	H: 0 LOB: 0 BB: 2 P: 14	R: 0 E: 0 K: 0 S: 4	H: 0 LOB: 0 BB: 0 P: 4	R: 1 E: 0 K: 0 S: 6	H: 1 LOB: 1 BB: 0 P: 8	R: 0 E: 0 K: 1 S: 10	H: 2 LOB: 1 BB: 0 P: 13	1B: 4 2B: 1 3B: 1 HR: 0	SF: 1 SAC: 0 DP: 2 HBP: 0	WP: 0 PB: 0 SB: 0 CS: 0	PA: 34				
PITCHER	IP WLS BF H R ER SO BB IBB HBP BLK WP HR S P ERA WHIP	IP WLS BF H R ER SO BB IBB HBP BLK WP HR S P ERA WHIP																						
Ramon Ortiz, R (1, 1) ERA: 4.14	9.0 W 34 6 2 2 3	6 2 2 3	3 0 0 0	0 0 0 0	0 0 66 104	2.00 1.000																		

Anaheim Angels @ Cleveland Indians
Jacobs Field, Cleveland, OH
Fri Aug 17 2001, 7:05 PM EDT
Att: 42,528 - Cloudy - 76 F

AB 30
R 2
H 6
RBI 2
BB 3
SO 3
LOB 15



Batter	1	2	3	4	5	6	7	8	9	AB	R	H	RBI	BB	SO	LOB	TOP										
David Eckstein, R (1, 6) OBP: 0.359, SLG: 0.362	P4		F8			S BB		F9		3	0	0	0	1	0	0											
Darin Erstad, L (1, 8) OBP: 0.336, SLG: 0.368	F7		F8			F8			P4	4	0	0	0	0	0	1											
Troy Glaus, R (1, 5) OBP: 0.354, SLG: 0.521	F7			K		K			K	4	0	0	0	0	3	1											
16 Garret Anderson, L (1, 7) OBP: 0.300, SLG: 0.458		S HR 1B		K			CS BB		F9	3	1	1	0	1	1	0											
Scott Spiezio, S (1, 3) OBP: 0.345, SLG: 0.461		K		P6			P4			3	0	0	0	0	1	2											
Tim Salmon, R (1, 9) OBP: 0.371, SLG: 0.380		HR			F7		1B			3	1	2	2	0	0	0											
Bengie Molina, R (1, 2) OBP: 0.303, SLG: 0.319		K		L9			L7			3	0	0	0	0	1	1											
Shawn Wooten, R (1, 10) OBP: 0.332, SLG: 0.475 Otiendo Palmeiro, L (8, PH) OBP: 0.325, SLG: 0.339		F8		G1-3				P6		2	0	0	0	0	0	0											
Benji Gil, R (1, 4) OBP: 0.342, SLG: 0.532 Adam Kennedy, L (8, PH) OBP: 0.347, SLG: 0.404			K		L7			P6		2	0	0	0	0	1	0											
Inning Stats	R: 0 H: 0 E: 0 K: 0 S: 10	H: 0 LOB: 0 BB: 0 P: 16	R: 2 H: 2 E: 0 K: 2 S: 19	H: 2 LOB: 0 BB: 0 P: 29	R: 0 H: 0 E: 0 K: 1 S: 7	H: 0 LOB: 0 BB: 0 P: 10	R: 0 H: 0 E: 0 K: 2 S: 9	H: 0 LOB: 0 BB: 0 P: 14	R: 0 H: 0 E: 0 K: 0 S: 7	H: 0 LOB: 1 BB: 1 P: 8	R: 0 H: 1 E: 0 K: 0 S: 5	H: 1 LOB: 1 BB: 1 P: 13	R: 0 H: 0 E: 0 K: 0 S: 6	H: 0 LOB: 0 BB: 0 P: 8	R: 0 H: 0 E: 0 K: 1 S: 8	H: 0 LOB: 0 BB: 0 P: 12	1B: 2 2B: 0 3B: 0 HR: 1	SF: 0 SAC: 0 DP: 0 HBP: 0	WP: 0 PB: 0 SB: 2 CS: 1	PA: 31							
PITCHER	IP	WLS	BF	H	R	ER	SO	BB	IBB	HBP	BLK	WP	HR	S	P	ERA	WHIP										
CC Sabathia, L (1, 1) ERA: 4.33	6.2	W	24	3	2	2	6	2	0	0	0	0	1	67	107	2.70	0.750										
Danys Baez, R (7, 1) ERA: 2.1	1.1	H	4	0	0	0	0	0	0	0	0	0	0	7	11	0.00	0.000										
Bob Wickman, R (9, 1) ERA: 3.04	1.0	S	3	0	0	0	1	0	0	0	0	0	0	8	12	0.00	0.000										

Anaheim Angels @ Cleveland Indians
Jacobs Field, Cleveland, OH
Sat Aug 18 2001, 1:15 PM EDT
Att: 42,610 - Cloudy - 73 F

AB 29
R 2
H 3
RBI 2
BB 2
SO 7
LOB 5



Batter	1	2	3	4	5	6	7	8	9	AB	R	H	RBI	BB	SO	LOB	BOTTOM										
Kenny Lofton, L (1, 8) OBP: 0.322, SLG: 0.377	K		FC4-6 G3 1B	K			BB			3	1	0	0	1	2	2											
Omar Vizquel, S (1, 6) OBP: 0.339, SLG: 0.352	G1-3		G3		F7		F8			4	0	0	0	0	0	2											
Roberto Alomar, S (1, 4) OBP: 0.426, SLG: 0.559	HR BB		1B BB		1B		L4			2	2	1	0	2	0	1											
Juan Gonzalez, R (1, 9) OBP: 0.395, SLG: 0.632	HR		1B		1B		P4			4	1	3	3	0	0	0											
Ellis Burks, R (1, 10) OBP: 0.359, SLG: 0.550 Russell Bryanan, L (8, PR) OBP: 0.318, SLG: 0.484	K		1B		G6-3		G5-3 1B			4	0	2	1	0	1	1											
Marty Cordova, R (1, 7) OBP: 0.380, SLG: 0.527 Jolbert Cabrera, R (8, 7) OBP: 0.324, SLG: 0.374		G4-3	K			F7	G5-3		G5-3	3	0	0	0	0	1	2											
Travis Fryman, R (1, 5) OBP: 0.328, SLG: 0.339		G5-3			G6-3		G5-3		K	4	0	0	0	0	1	1											
Wil Cordero, R (1, 3) OBP: 0.329, SLG: 0.368		G5-3		K		L5				3	0	0	0	0	1	0											
Eddie Taubensee, L (1, 2) OBP: 0.288, SLG: 0.347 Einar Diaz, R (8, 2) OBP: 0.352, SLG: 0.410			FC4-6 BB				F8			1	0	0	0	2	0	0											
Inning Stats	R: 2 H: 1 E: 0 K: 2 S: 12	H: 1 LOB: 1 BB: 1 P: 23	R: 0 H: 0 E: 0 K: 0 S: 8	H: 0 LOB: 0 BB: 0 P: 13	R: 2 H: 2 E: 0 K: 1 S: 18	H: 2 LOB: 2 BB: 2 P: 30	R: 0 H: 0 E: 0 K: 2 S: 9	H: 0 LOB: 1 BB: 1 P: 17	R: 0 H: 0 E: 0 K: 0 S: 5	H: 0 LOB: 0 BB: 0 P: 5	R: 0 H: 0 E: 0 K: 0 S: 6	H: 0 LOB: 1 BB: 1 P: 12	R: 0 H: 1 E: 0 K: 1 S: 11	H: 1 LOB: 1 BB: 0 P: 12	1B: 5 2B: 0 3B: 0 HR: 1	SF: 0 SAC: 0 DP: 0 HBP: 0	WP: 0 PB: 0 SB: 0 CS: 0	PA: 34									
PITCHER	IP	WLS	BF	H	R	ER	SO	BB	IBB	HBP	BLK	WP	HR	S	P	ERA	WHIP										
Pat Rapp, R (1, 1) ERA: 4.47	6.1	L	27	5	4	4	5	4	0	0	0	0	1	61	99	5.68	1.421										
Mike Holtz, L (7, 1) ERA: 4.52	0.2		3	0	0	0	0	1	0	0	0	0	0	5	10	0.00	1.500										
Ben Weber, R (8, 1) ERA: 2.75	1.0		4	1	0	0	1	0	0	0	0	0	0	11	12	0.00	1.000										

Anaheim Angels @ Cleveland Indians
Jacobs Field, Cleveland, OH
Sat Aug 18 2001, 1:15 PM EDT
Att: 42,610 - Cloudy - 73 F

AB 29
R 4
H 6
RBI 4
BB 5
SO 6
LOB 10



Batter	1	2	3	4	5	6	7	8	9	AB	R	H	RBI	BB	SO	LOB	TOP																					
David Eckstein, R (1, 6) OBP: 0.356, SLG: 0.359			L6		G5-3		G3			4	0	0	0	0	1	2																						
Darin Erstad, L (1, 8) OBP: 0.336, SLG: 0.367	G6-3					HR		G1-3		4	1	1	0	0	1	0																						
Troy Glaus, R (1, 5) OBP: 0.355, SLG: 0.526				F7		HR			BB	3	1	1	2	1	1	0																						
16 Garret Anderson, L (1, 7) OBP: 0.299, SLG: 0.459		F8		HR		G4-3			K	4	1	1	0	0	1	1																						
Scott Spiezio, S (1, 3) OBP: 0.344, SLG: 0.467		F8		HR		P4			F7	4	1	1	2	0	0	1																						
Tim Salmon, R (1, 9) OBP: 0.370, SLG: 0.379				HR		G5-3			K	4	0	1	0	0	2	0																						
Adam Kennedy, L (1, 4) OBP: 0.350, SLG: 0.409									HBP	3	0	2	0	0	1	0																						
Bengie Molina, R (1, 2) OBP: 0.298, SLG: 0.314									K	4	0	0	0	0	2	4																						
Orlando Palmeiro, L (1, 10) OBP: 0.325, SLG: 0.335									G5-3	2	0	0	0	1	0	1																						
Shawn Wooten, R (9, PH) OBP: 0.330, SLG: 0.473										1	0	0	0	0	0	1																						
Inning Stats	R: 0 H: 0 E: 0 K: 2 S: 14	H: 0 LOB: 0 BB: 0 P: 19	R: 0 H: 2 E: 0 K: 1 S: 12	LOB: 2 BB: 0 P: 20	R: 0 H: 0 E: 0 K: 1 S: 5	LOB: 0 BB: 1 P: 10	R: 2 H: 2 E: 0 K: 2 S: 13	H: 2 LOB: 0 BB: 0 P: 22	R: 0 H: 0 E: 0 K: 0 S: 9	H: 2 LOB: 0 BB: 0 P: 13	R: 2 H: 2 E: 0 K: 0 S: 9	H: 2 LOB: 1 BB: 0 P: 14	R: 0 H: 1 E: 0 K: 0 S: 7	H: 1 LOB: 1 BB: 0 P: 9	R: 0 H: 0 E: 0 K: 1 S: 8	H: 0 LOB: 1 BB: 1 P: 14	R: 0 H: 0 E: 0 K: 2 S: 10	H: 0 LOB: 1 BB: 0 P: 13	1B: 3 2B: 3 3B: 0 HR: 2	SF: 0 SAC: 0 DP: 1 HBP: 1	WP: 0 PA: 36 PB: 0 SB: 0 CS: 0																	
PITCHER	IP	WLS	BF	H	R	ER	SO	BB	IBB	HBP	BLK	WP	HR	S	P	ERA	WHIP	PITCHER				IP	WLS	BF	H	R	ER	SO	BB	IBB	HBP	BLK	WP	HR	S	P	ERA	WHIP
Bartolo Colon, R (1, 1) ERA: 4.18	7.0	L	28	7	4	4	6	1	0	0	0	0	2	69	107	5.14	1.143																					
Rich Rodriguez, L (8, 1) ERA: 4.05	1.0		4	0	0	0	1	1	0	0	0	0	0	8	14	0.00	1.000																					
John Rocker, L (9, 1) ERA: 4.02	1.0		4	0	0	0	2	0	0	1	0	0	0	10	13	0.00	0.000																					

Anaheim Angels @ Cleveland Indians
 Jacobs Field, Cleveland, OH
 Sun Aug 19 2001, 1:05 PM EDT
 Att: 42,510 - Cloudy - 74 F

AB	33
R	4
H	7
RBI	4
BB	2
SO	9
LOB	10



Batter	1	2	3	4	5	6	7	8	9	AB	R	H	RBI	BB	SO	LOB	BOTTOM																					
Kenny Lofton, L (1, 8) OBP: 0.321, SLG: 0.383						F9			HR	4	1	1	1	0	2	1																						
Jolbert Cabrera, R (1, 6) OBP: 0.324, SLG: 0.373		F9							P6	3	0	1	0	0	0	0																						
Omar Vizquel, S (9, PH) OBP: 0.338, SLG: 0.352										1	0	0	0	0	0	0																						
Roberto Alomar, S (1, 4) OBP: 0.423, SLG: 0.554		G6-3							K	4	0	0	0	0	2	1																						
Juan Gonzalez, R (1, 9) OBP: 0.394, SLG: 0.628			P3		F9					4	0	1	0	0	0	0																						
Ellis Burks, R (1, 10) OBP: 0.355, SLG: 0.544										4	0	0	0	0	1	1																						
Jim Thome, L (1, 3) OBP: 0.432, SLG: 0.683										3	0	0	0	0	3	0																						
Marty Cordova, R (1, 7) OBP: 0.360, SLG: 0.526										3	0	1	0	0	0	0																						
Travis Fryman, R (1, 5) OBP: 0.328, SLG: 0.339										3	0	1	0	0	0	1																						
Einar Diaz, R (1, 2) OBP: 0.349, SLG: 0.407										3	0	0	0	0	0	1																						
Inning Stats	R: 0 H: 0 E: 0 K: 1 S: 8	H: 0 LOB: 0 BB: 0 P: 11	R: 0 H: 0 E: 0 K: 2 S: 11	LOB: 0 BB: 0 P: 17	R: 0 H: 1 E: 0 K: 1 S: 11	LOB: 1 BB: 0 P: 16	R: 0 H: 0 E: 0 K: 1 S: 6	H: 0 LOB: 0 BB: 0 P: 8	R: 0 H: 1 E: 0 K: 0 S: 10	LOB: 1 BB: 0 P: 13	R: 0 H: 1 E: 0 K: 0 S: 6	H: 0 LOB: 0 BB: 0 P: 10	R: 0 H: 0 E: 0 K: 0 S: 7	H: 0 LOB: 0 BB: 0 P: 10	R: 1 H: 2 E: 0 K: 1 S: 13	H: 2 LOB: 1 BB: 0 P: 21	1B: 4 2B: 0 3B: 0 HR: 1	SF: 0 SAC: 0 DP: 0 HBP: 0	WP: 0 PA: 32 PB: 0 SB: 0 CS: 0																			
PITCHER	IP	WLS	BF	H	R	ER	SO	BB	IBB	HBP	BLK	WP	HR	S	P	ERA	WHIP	PITCHER				IP	WLS	BF	H	R	ER	SO	BB	IBB	HBP	BLK	WP	HR	S	P	ERA	WHIP
Jarrod Washburn, L (1, 1) ERA: 3.53	8.0	W	28	4	1	1	7	0	0	0	0	0	1	72	105	1.12	0.500																					
Troy Percival, R (9, 1) ERA: 2.61	1.0	S	4	1	0	0	1	0	0	0	0	0	0	8	13	0.00	1.000																					

Anaheim Angels @ Cleveland Indians
 Jacobs Field, Cleveland, OH
 Sun Aug 19 2001, 1:05 PM EDT
 Att: 42,510 - Cloudy - 74 F

AB	32
R	1
H	5
RBI	1
BB	0
SO	8
LOB	5




Batter	1	2	3	4	5	6	7	8	9	AB	R	H	RBI	BB	SO	LOB	TOP				
Chris Stynes, R OBP: 0.324, SLG: 0.413										5	1	1	0	0	2	2					
Mike Lansing, R OBP: 0.301, SLG: 0.405										5	1	1	0	0	1	1					
Trot Nixon, L OBP: 0.376, SLG: 0.500										5	1	2	2	0	1	0					
Carl Everett, S OBP: 0.330, SLG: 0.464										4	1	0	0	0	2	2					
Dante Bichette, R OBP: 0.331, SLG: 0.486										4	1	2	1	0	0	0					
Shea Hillenbrand, R OBP: 0.288, SLG: 0.404										4	1	1	1	0	0	1					
Jose Offerman, S OBP: 0.325, SLG: 0.347										3	0	1	0	1	2	3					
Troy O'Leary, L OBP: 0.304, SLG: 0.456										4	0	1	0	0	0	6					
Doug Mirabeli, R OBP: 0.338, SLG: 0.432										3	2	1	4	1	0	1					
Inning Stats	R: 0 E: 0 K: 2 S: 7	H: 0 LOB: 0 BB: 0 P: 8	R: 0 E: 0 K: 1 S: 10	H: 1 LOB: 2 BB: 1 P: 19	R: 8 E: 0 K: 1 S: 25	H: 6 LOB: 0 BB: 1 P: 41	R: 0 E: 0 K: 0 S: 6	H: 0 LOB: 0 BB: 0 P: 10	R: 0 E: 0 K: 0 S: 7	H: 1 LOB: 1 BB: 0 P: 12	R: 0 E: 0 K: 1 S: 14	H: 0 LOB: 0 BB: 0 P: 6	R: 0 E: 0 K: 0 S: 5	H: 1 LOB: 0 BB: 0 P: 6	R: 0 E: 0 K: 1 S: 9	H: 0 LOB: 0 BB: 0 P: 13	1B: 9 2B: 0 3B: 0 HR: 1	SF: 0 SAC: 0 DP: 1 HBP: 1	WP: 0 PB: 0 SB: 1 CS: 0	PA: 40	
PITCHER	IP	WLS	BF	H	R	ER	SO	BB	IBB	HBP	BLK	WP	HR	S	P	ERA	WHIP				
Scott Schoeneweis, L ERA: 4.98	2.2	L	18	7	8	8	4	2	0	1	0	0	1	40	65	27.00	3.375				
Ben Weber, R ERA: 2.69	1.1		4	0	0	0	0	0	0	0	0	0	0	8	13	0.00	0.000				
Lou Pote, R ERA: 2.77	3.0		12	2	0	0	3	0	0	0	0	0	0	27	41	0.00	0.667				
Mike Holtz, L ERA: 4.66	1.0		3	1	0	0	0	0	0	0	0	0	0	5	6	0.00	1.000				
47 Mark Lukasiewicz, L ERA: 6.14	1.0		3	0	0	0	1	0	0	0	0	0	0	9	13	0.00	0.000				

Boston Red Sox @ Anaheim Angels
Edison International Field, Anaheim, CA
Tue Aug 21 2001, 10:05 PM EDT
Att: 24,402 - Sunny - 73 F

livebaseballscores.com

AB 37
R 8
H 10
RBI 8
BB 2
SO 8
LOB 16




Batter	1	2	3	4	5	6	7	8	9	AB	R	H	RBI	BB	SO	LOB	BOTTOM					
David Eckstein, R OBP: 0.356, SLG: 0.366										5	1	2	3	0	0	1						
Darin Erstad, L OBP: 0.338, SLG: 0.367										4	0	1	0	1	0	2						
Troy Glaus, R OBP: 0.350, SLG: 0.516										5	0	0	0	0	2	3						
16 Garret Anderson, L OBP: 0.301, SLG: 0.455										3	1	1	0	1	0	1						
Scott Spiezio, S OBP: 0.339, SLG: 0.459										4	0	0	0	0	1	3						
Tim Salmon, R OBP: 0.367, SLG: 0.384										4	2	2	2	0	0	0						
Adam Kennedy, L OBP: 0.352, SLG: 0.408										3	0	1	0	1	1	1						
Shawn Wooten, R OBP: 0.333, SLG: 0.473										4	0	2	0	0	1	2						
Jorge Fabregas, L OBP: 0.232, SLG: 0.292										3	0	0	0	0	0	3						
Benji Gil, R OBP: 0.345, SLG: 0.532										0	1	0	0	1	0	0						
Inning Stats	R: 0 E: 0 K: 1 S: 9	H: 1 LOB: 1 BB: 0 P: 13	R: 0 E: 0 K: 1 S: 11	H: 1 LOB: 0 BB: 0 P: 17	R: 0 E: 0 K: 0 S: 7	H: 0 LOB: 0 BB: 0 P: 11	R: 2 E: 0 K: 1 S: 13	H: 2 LOB: 0 BB: 0 P: 19	R: 0 E: 0 K: 0 S: 10	H: 1 LOB: 1 BB: 0 P: 12	R: 0 E: 0 K: 1 S: 7	H: 0 LOB: 0 BB: 0 P: 11	R: 0 E: 0 K: 0 S: 9	H: 1 LOB: 1 BB: 1 P: 14	R: 0 E: 0 K: 0 S: 13	H: 1 LOB: 2 BB: 1 P: 23	R: 3 E: 0 K: 1 S: 16	H: 2 LOB: 1 BB: 2 P: 30	1B: 7 2B: 0 3B: 0 HR: 2	SF: 0 SAC: 0 DP: 1 HBP: 0	WP: 1 PB: 0 SB: 1 CS: 0	PA: 39
PITCHER	IP	WLS	BF	H	R	ER	SO	BB	IBB	HBP	BLK	WP	HR	S	P	ERA	WHIP					
David Cone, R ERA: 4.1	7.0	W	27	6	2	2	4	1	0	0	0	0	1	66	97	2.57	1.000					
Rich Garcés, R ERA: 2.69	1.0		5	1	0	0	0	1	0	0	0	0	0	13	23	0.00	2.000					
Bill Pulsipher, L ERA: 5.32	0.2		6	2	3	3	0	2	0	0	0	0	1	12	25	40.50	6.000					
Ugueth Urbina, R ERA: 3.81	0.1	S	1	0	0	0	1	0	0	0	0	0	0	4	5	0.00	0.000					

Boston Red Sox @ Anaheim Angels
Edison International Field, Anaheim, CA
Tue Aug 21 2001, 10:05 PM EDT
Att: 24,402 - Sunny - 73 F

livebaseballscores.com

AB 35
R 5
H 9
RBI 5
BB 4
SO 5
LOB 16



Batter	1	2	3	4	5	6	7	8	9	AB	R	H	RBI	BB	SO	LOB	TOP								
Jose Offerman, S OBP: 0.326, SLG: 0.348	G4-3		SH1-3 1B		F7		FC6-4 1B		G4-6-3	5	0	2	0	0	0	1									
Trot Nixon, L OBP: 0.374, SLG: 0.496	G1-3		SH1-3		F8		F7			3	0	0	0	0	0	2									
Nomar Garciaparra, R OBP: 0.342, SLG: 0.590	G6-3					G6-3	FC6-4			3	0	0	0	1	0	2									
Carl Everett, S OBP: 0.329, SLG: 0.462		K	K			F8			WP 1B	4	0	1	0	0	2	3									
Dante Bichette, R OBP: 0.382, SLG: 0.480	G1-3		K			L3			G5-3	4	0	0	0	0	1	4									
Troy O'Leary, L OBP: 0.305, SLG: 0.458					G3				P6	3	1	1	0	0	0	1									
Shea Hillenbrand, R OBP: 0.290, SLG: 0.466					F7		2B HBP		F9	3	1	1	0	1	0	1									
Mike Lansing, R OBP: 0.301, SLG: 0.407					G6-3		FC1 2B		K	4	0	1	2	0	2	2									
Doug Mirabeli, R OBP: 0.338, SLG: 0.425							FC1 2B			2	0	0	0	1	1	1									
Scott Hatteberg, L OBP: 0.337, SLG: 0.373			SH1-3 1B BB				FC1 1B		G4-6-3 BB	0	0	0	0	1	0	0									
Inning Stats	R: 0 E: 0 K: 0 S: 7	H: 0 LOB: 0 BB: 0 P: 11	R: 0 E: 0 K: 2 S: 11	H: 1 LOB: 2 BB: 1 P: 23	R: 0 E: 0 K: 2 S: 13	H: 1 LOB: 3 BB: 2 P: 23	R: 0 E: 0 K: 0 S: 6	H: 0 LOB: 0 BB: 0 P: 12	R: 0 E: 0 K: 1 S: 8	H: 0 LOB: 0 BB: 0 P: 12	R: 0 E: 0 K: 0 S: 5	H: 0 LOB: 0 BB: 0 P: 9	R: 2 E: 0 K: 0 S: 14	H: 3 LOB: 2 BB: 0 P: 20	R: 0 E: 0 K: 0 S: 12	H: 1 LOB: 1 BB: 0 P: 16	R: 0 E: 0 K: 1 S: 8	H: 0 LOB: 0 BB: 1 P: 14	1B: 3 2B: 3 3B: 0 HR: 0	SF: 0 SAC: 1 DP: 1 HBP: 1	WP: 1 PB: 0 SB: 0 CS: 0	PA: 37			
PITCHER	IP	WLS	BF	H	R	ER	SO	BB	IBB	HBP	BLK	WP	HR	S	P	ERA	WHIP								
Ramon Ortiz, R ERA: 4.08	(1, 1)	6.2	29	5	2	2	5	3	0	1	0	0	0	61	107	2.70	1.200								
Al Levine, R ERA: 2.31	(7, 1)	1.0	W	4	1	0	0	0	0	0	0	1	0	14	17	0.00	1.000								
Troy Percival, R ERA: 2.54	(8, 1)	1.1	S	4	0	0	0	1	0	0	0	0	0	9	16	0.00	0.750								

Boston Red Sox @ Anaheim Angels
Edison International Field, Anaheim, CA
Wed Aug 22 2001, 10:05 PM EDT
Att: 23,017 - Cloudy - 70 F

AB 31
R 2
H 6
RBI 2
BB 4
SO 6
LOB 17



Batter	1	2	3	4	5	6	7	8	9	AB	R	H	RBI	BB	SO	LOB	BOTTOM								
David Eckstein, R OBP: 0.358, SLG: 0.367	BB S BB	F8			F8 E 1B		FC1-5 S 16 1B			4	1	2	0	1	0	3									
Darin Erstad, L OBP: 0.338, SLG: 0.367	BB BB	L9			F8		BB 16 1B		L7	4	0	1	1	1	0	3									
Troy Glaus, R OBP: 0.349, SLG: 0.513			G6-3		K		K			3	0	0	0	1	2	3									
16 Garret Anderson, L OBP: 0.300, SLG: 0.454	F2		G3-1		G3		BB 1B			4	0	1	1	0	0	4									
Scott Spiezio, S OBP: 0.341, SLG: 0.458	K		G4-3				CS 1B		BB	3	0	1	0	1	1	3									
Tim Lincecum, R OBP: 0.364, SLG: 0.380	P3				K		G1-3		K	4	0	0	0	0	2	7									
Adam Kennedy, L OBP: 0.351, SLG: 0.406		K			F2				G3-1	4	0	1	0	0	1	0									
Bengie Molina, R OBP: 0.309, SLG: 0.344							SH FC1-5 1B		HR	4	2	4	1	0	0	0									
Benji Gil, R OBP: 0.345, SLG: 0.530					FC5-4		SH FC1-5 1B		F7	3	1	1	1	0	0	1									
Inning Stats	R: 0 E: 0 K: 1 S: 16	H: 0 LOB: 3 BB: 3 P: 33	R: 1 E: 0 K: 1 S: 11	H: 2 LOB: 1 BB: 0 P: 16	R: 0 E: 0 K: 0 S: 9	H: 0 LOB: 0 BB: 0 P: 15	R: 0 E: 0 K: 1 S: 9	H: 1 LOB: 1 BB: 0 P: 12	R: 0 E: 0 K: 0 S: 7	H: 2 LOB: 1 BB: 0 P: 10	R: 0 E: 0 K: 0 S: 5	H: 2 LOB: 0 BB: 0 P: 10	R: 2 E: 1 K: 2 S: 21	H: 3 LOB: 3 BB: 1 P: 34	R: 1 E: 0 K: 0 S: 14	H: 2 LOB: 1 BB: 0 P: 19	1B: 9 2B: 1 3B: 0 HR: 1	SF: 0 SAC: 1 DP: 0 HBP: 0	WP: 0 PB: 0 SB: 3 CS: 1	PA: 38					
PITCHER	IP	WLS	BF	H	R	ER	SO	BB	IBB	HBP	BLK	WP	HR	S	P	ERA	WHIP								
49 Tim Wakefield, R ERA: 3.55	(1, 1)	6.0	L	27	7	3	2	4	3	0	0	0	0	64	99	3.00	1.667								
Derek Lowe, R ERA: 3.97	(7, 1)	1.0	B	6	2	0	0	2	1	0	0	0	0	18	31	0.00	3.000								
Rod Beck, R ERA: 4.08	(8, 1)	1.0		5	2	1	1	0	0	0	0	0	1	14	19	9.00	2.000								

Boston Red Sox @ Anaheim Angels
Edison International Field, Anaheim, CA
Wed Aug 22 2001, 10:05 PM EDT
Att: 23,017 - Cloudy - 70 F

AB 33
R 4
H 11
RBI 4
BB 4
SO 6
LOB 24



Batter	1	2	3	4	5	6	7	8	9	AB	R	H	RBI	BB	SO	LOB	TOP										
Trot Nixon, L OBP: 0.370, SLG: 0.490 (1, 8)	F7		K		F7		G6-3	CS	K	5	0	0	0	0	2	2											
Mike Lansing, R OBP: 0.296, SLG: 0.401 (1, 4)	F9			F8	SF8		G5-3		G6-3	4	0	0	1	0	0	0											
Nomar Garciaparra, R OBP: 0.340, SLG: 0.493 (1, 6)				L8	P4			1B	L7	5	1	2	0	0	0	1											
Carl Everett, S OBP: 0.333, SLG: 0.463 (1, 10)	G5-3							1B		3	1	2	0	1	0	1											
Dante Bichette, R OBP: 0.327, SLG: 0.477 (1, 7)		P4					G6-4-3	1B		4	1	1	0	0	0	2											
Troy O'Leary, L OBP: 0.312, SLG: 0.460 (1, 9)	F8							1B		3	2	2	2	1	0	0											
Shea Hillenbrand, R OBP: 0.292, SLG: 0.407 (1, 3)	G5-3							1B		4	1	2	0	0	1	2											
Chris Stynes, R OBP: 0.323, SLG: 0.411 (1, 5)			G6-3							4	1	1	1	0	0	4											
Doug Mirabeli, R OBP: 0.335, SLG: 0.419 (1, 2)			K							2	0	0	2	1	2	0											
Inning Stats	R: 0 E: 0 K: 0 S: 13	H: 1 LOB: 1 BB: 0 P: 21	R: 0 E: 0 K: 0 S: 9	H: 0 LOB: 0 BB: 0 P: 14	R: 0 E: 0 K: 2 S: 10	H: 0 LOB: 0 BB: 1 P: 15	R: 3 E: 1 K: 0 S: 13	H: 2 LOB: 1 BB: 1 P: 24	R: 0 E: 0 K: 1 S: 8	H: 2 LOB: 2 BB: 1 P: 15	R: 0 E: 0 K: 1 S: 7	H: 0 LOB: 0 BB: 0 P: 11	R: 4 E: 0 K: 1 S: 13	H: 5 LOB: 0 BB: 0 P: 19	R: 0 E: 0 K: 1 S: 7	H: 0 LOB: 0 BB: 0 P: 9	1B: 10 2B: 0 3B: 0 HR: 0	SF: 2 SAC: 0 DP: 1 HBP: 0	WP: 1 PB: 0 SB: 0 CS: 1	PA: 40							
PITCHER	IP	WLS	BF	H	R	ER	SO	BB	IBB	HBP	BLK	WP	HR	S	P	ERA	WHIP										
Pat Rapp, R ERA: 4.37 (1, 1)	5.2		24	4	3	1	2	3	0	0	0	1	0	58	96	1.59	1.235										
Ben Weber, R ERA: 3.21 (6, 1)	1.1	L	9	5	4	4	1	0	0	0	0	0	0	17	24	27.00	3.750										
Al Levine, R ERA: 2.27 (8, 1)	1.0		3	1	0	0	1	0	0	0	0	0	0	8	13	0.00	1.000										
Shigetoshi Hasegawa, R ERA: 3.86 (9, 1)	1.0		3	0	0	0	1	0	0	0	0	0	0	7	9	0.00	0.000										

Boston Red Sox @ Anaheim Angels
Edison International Field, Anaheim, CA
Thu Aug 23 2001, 10:05 PM EDT
Att: 27,377 - Sunny - 70 F

AB 34
R 7
H 10
RBI 6
BB 3
SO 5
LOB 12



Batter	1	2	3	4	5	6	7	8	9	AB	R	H	RBI	BB	SO	LOB	BOTTOM										
David Eckstein, R OBP: 0.361, SLG: 0.368 (1, 6)	1B					G1-3			G4-3	4	1	2	2	1	0	2											
Darin Erstad, L OBP: 0.339, SLG: 0.367 (1, 8)	2B			G4-3						5	1	2	0	0	1	3											
Troy Glaus, R OBP: 0.348, SLG: 0.512 (1, 5)			F9							5	0	1	1	0	2	1											
16 Garret Anderson, L OBP: 0.303, SLG: 0.462 (1, 7)	F6-2		L9							4	1	2	2	1	0	2											
Tim Salmon, R OBP: 0.360, SLG: 0.375 (1, 9)	G6-3		K			G6-4-3		G6-3		5	0	0	0	0	2	3											
Shawn Wooten, R OBP: 0.333, SLG: 0.471 (1, 10)		FC5-4		G6-3						3	1	1	0	0	0	0											
Orlando Palmeiro, L OBP: 0.324, SLG: 0.333 (8, PH)		1B				L5		G4-3		1	0	0	0	0	0	0											
Scott Spiezio, S OBP: 0.342, SLG: 0.457 (1, 3)		F7		2B				G4-3		3	1	1	0	1	0	1											
Bengie Molina, R OBP: 0.320, SLG: 0.359 (1, 2)										4	1	4	1	0	0	0											
Benji Gil, R OBP: 0.341, SLG: 0.523 (1, 4)										3	0	0	0	0	1	5											
Adam Kennedy, L OBP: 0.330, SLG: 0.405 (8, PH)		FC5-4		G5-3						1	0	0	0	0	1	1											
Inning Stats	R: 1 E: 0 K: 0 S: 12	H: 2 LOB: 1 BB: 1 P: 19	R: 1 E: 0 K: 0 S: 10	H: 3 LOB: 2 BB: 0 P: 15	R: 0 E: 0 K: 1 S: 8	H: 0 LOB: 0 BB: 0 P: 14	R: 2 E: 0 K: 0 S: 9	H: 2 LOB: 1 BB: 1 P: 20	R: 0 E: 0 K: 1 S: 7	H: 2 LOB: 2 BB: 0 P: 11	R: 1 E: 0 K: 2 S: 13	H: 1 LOB: 0 BB: 0 P: 20	R: 0 E: 0 K: 1 S: 9	H: 1 LOB: 1 BB: 0 P: 12	R: 1 E: 0 K: 2 S: 20	H: 2 LOB: 1 BB: 0 P: 29	1B: 9 2B: 4 3B: 0 HR: 1	SF: 0 SAC: 0 DP: 2 HBP: 0	WP: 0 PB: 0 SB: 3 CS: 0	PA: 41							
PITCHER	IP	WLS	BF	H	R	ER	SO	BB	IBB	HBP	BLK	WP	HR	S	P	ERA	WHIP										
Casey Fossum, L ERA: 2.29 (1, 1)	5.1		26	9	4	4	3	3	0	0	0	0	0	48	85	6.75	2.250										
Rich Garces, R ERA: 2.79 (6, 1)	1.2	W	6	1	1	1	3	0	0	0	0	0	1	17	24	5.40	0.600										
Derek Lowe, R ERA: 3.91 (8, 1)	1.0	H	4	1	0	0	1	0	0	0	0	0	0	9	12	0.00	1.000										
Ugueth Urbina, R ERA: 3.9 (9, 1)	1.0	S	5	2	1	1	2	0	0	0	0	0	0	20	29	9.00	2.000										


Boston Red Sox @ Anaheim Angels
Edison International Field, Anaheim, CA
Thu Aug 23 2001, 10:05 PM EDT
Att: 27,377 - Sunny - 70 F

AB 38
R 6
H 13
RBI 6
BB 3
SO 7
LOB 18



Batter	1	2	3	4	5	6	7	8	9	AB	R	H	RBI	BB	SO	LOB	TOP								
Chuck Knoblauch, R OBP: 0.337, SLG: 0.355	F8	K		CS	1B		G4-6-3 BB		FC6-5 DI	4	0	1	0	1	1	2	New York Yankees @ Anaheim Angels Edison International Field, Anaheim, CA Fri Aug 24, 2001, 10:05 PM EDT Att: 43,489 - Sunny - 74 F								
Nick Johnson, L OBP: 0.353, SLG: 0.267	K		P6		1B		G4-6-3		K	5	0	1	0	0	2	2									
2 Derek Jeter, R OBP: 0.383, SLG: 0.481	2B	1B	2B	1B	FC5-4		F8			4	0	2	0	0	0	2									
Bernie Williams, S OBP: 0.397, SLG: 0.507	1B	2B	1B	2B	G4-6-3		G3			4	0	2	0	0	0	2									
David Justice, L OBP: 0.332, SLG: 0.468	K		P6				1B			4	1	2	1	0	1	4									
20 Jorge Posada, S OBP: 0.376, SLG: 0.500		P4	G5-3		HR		F8			4	0	0	0	0	1	3									
Paul O'Neill, L OBP: 0.336, SLG: 0.472		S 3B		FC3-6 HBP			G3			3	1	2	0	0	0	1									
Alfonso Soriano, R OBP: 0.305, SLG: 0.446	F9		FC3-6 CS		F9		FC6-5 G4-3			4	0	1	0	0	0	3									
Clay Bellinger, R OBP: 0.224, SLG: 0.419 Enrique Wilson, S OBP: 0.201, SLG: 0.222		1-H 3B		K			G4-3			3	0	1	1	0	2	2									
Inning Stats	R: 0 E: 0 K: 2 S: 14	H: 2 LOB: 2 BB: 0 P: 21	R: 1 E: 0 K: 1 S: 12	H: 2 LOB: 1 BB: 0 P: 16	R: 0 E: 0 K: 0 S: 7	H: 2 LOB: 2 BB: 0 P: 11	R: 0 E: 0 K: 1 S: 9	H: 0 LOB: 0 BB: 0 P: 14	R: 0 E: 0 K: 0 S: 9	H: 2 LOB: 1 BB: 0 P: 18	R: 1 E: 0 K: 2 S: 16	H: 2 LOB: 1 BB: 0 P: 24	R: 0 E: 0 K: 0 S: 6	H: 0 LOB: 0 BB: 1 P: 12	R: 0 E: 0 K: 0 S: 9	H: 1 LOB: 1 BB: 0 P: 15	R: 0 E: 0 K: 1 S: 10	H: 1 LOB: 1 BB: 0 P: 15	1B: 8 2B: 2 3B: 1 HR: 1	SF: 0 SAC: 0 DP: 2 HBP: 1	WP: 0 PB: 0 SB: 1 CS: 1	PA: 39			
PITCHER	IP	WLS	BF	H	R	ER	SO	BB	IBB	HBP	BLK	WP	HR	S	P	ERA	WHIP								
Jarrod Washburn, L ERA: 3.51	6.0		27	10	2	2	6	0	0	1	0	0	1	67	104	3.00	1.667								
Shigetoshi Hasegawa, R ERA: 3.7	1.2	W	6	1	0	0	0	1	0	0	0	0	0	12	21	0.00	1.200								
Mike Holtz, L ERA: 4.5	0.1	H	1	0	0	0	0	0	0	0	0	0	0	3	6	0.00	0.000								
Al Levine, R ERA: 2.24	1.0		4	1	0	0	1	0	0	0	0	0	0	10	15	0.00	1.000								

AB	36
R	2
H	12
RBI	2
BB	1
SO	7
LOB	22



Batter	1	2	3	4	5	6	7	8	9	AB	R	H	RBI	BB	SO	LOB	BOTTOM								
David Eckstein, R OBP: 0.359, SLG: 0.367	L8		G6-3		F8		L6	G1-3 PB		5	0	1	0	0	0	4	New York Yankees @ Anaheim Angels Edison International Field, Anaheim, CA Fri Aug 24, 2001, 10:05 PM EDT Att: 43,489 - Sunny - 74 F								
Darin Erstad, L OBP: 0.337, SLG: 0.367	G3		F8		G4-3		16 1B	G1-3		5	1	1	1	0	0	3									
Troy Glaus, R OBP: 0.348, SLG: 0.511	K			P4		16 G6-3	16 1B	K		4	1	1	0	1	2	1									
16 Garret Anderson, L OBP: 0.304, SLG: 0.462		S 1B		F2		G6-3	1B			4	0	2	2	0	0	1									
Shawn Wooten, R OBP: 0.333, SLG: 0.469 Orlando Palmeiro, L OBP: 0.327, SLG: 0.337		1B		F9		K	1B	S		3	0	1	0	0	1	1									
Tim Salmon, R OBP: 0.359, SLG: 0.372 Jorge Fabregas, L OBP: 0.232, SLG: 0.292	K	1B			K		P4	BB		0	0	0	0	0	0	0									
Scott Spiezio, S OBP: 0.344, SLG: 0.460	K				1B			1B		4	2	2	0	0	1	5									
Bengie Molina, R OBP: 0.324, SLG: 0.363 Jeff DaVanon, S OBP: 0.308, SLG: 0.511		F9			1B		1B	HR		3	0	2	0	0	0	2									
Benji Gil, R OBP: 0.339, SLG: 0.518				K			L5	K		4	0	1	1	0	2	2									
Inning Stats	R: 0 E: 0 K: 1 S: 10	H: 0 LOB: 0 BB: 0 P: 16	R: 0 E: 0 K: 2 S: 14	H: 2 LOB: 2 BB: 0 P: 22	R: 0 E: 0 K: 1 S: 8	H: 0 LOB: 0 BB: 0 P: 14	R: 0 E: 0 K: 0 S: 4	H: 0 LOB: 0 BB: 0 P: 7	R: 1 E: 0 K: 1 S: 16	H: 3 LOB: 2 BB: 0 P: 24	R: 0 E: 0 K: 1 S: 11	H: 1 LOB: 1 BB: 0 P: 15	R: 4 E: 0 K: 0 S: 18	H: 5 LOB: 3 BB: 2 P: 32	R: 1 E: 0 K: 2 S: 18	H: 2 LOB: 1 BB: 0 P: 26	1B: 9 2B: 3 3B: 0 HR: 1	SF: 0 SAC: 0 DP: 0 HBP: 0	WP: 0 PB: 1 SB: 2 CS: 0	PA: 39					
PITCHER	IP	WLS	BF	H	R	ER	SO	BB	IBB	HBP	BLK	WP	HR	S	P	ERA	WHIP								
Andy Pettitte, L ERA: 3.74	6.2	L	31	10	5	5	6	1	0	0	0	0	0	73	117	6.75	1.500								
Ramiro Mendoza, R ERA: 3.53	0.1		3	1	0	0	0	1	0	0	0	0	0	8	13	0.00	6.000								
Jay Witasick, R ERA: 3.78	1.0		5	2	1	1	2	0	0	0	0	0	1	18	26	9.00	2.000								

AB	37
R	6
H	13
RBI	6
BB	2
SO	8
LOB	22



Batter	1	2	3	4	5	6	7	8	9	AB	R	H	RBI	BB	SO	LOB	TOP											
2 Derek Jeter, R OBP: 0.391, SLG: 0.478 (1, 6)										5	0	1	0	0	3	1	New York Yankees @ Anaheim Angels Edison International Field, Anaheim, CA Sat Aug 25 2001, 4:05 PM EDT Att: 43,398 - Sunny - 83 F											
Paul O'Neill, L OBP: 0.337, SLG: 0.476 (1, 9)										4	2	1	1	1	1	2												
Bernie Williams, S OBP: 0.399, SLG: 0.516 (1, 8)										4	2	2	2	1	0	0												
Tino Martinez, L OBP: 0.320, SLG: 0.487 (1, 10)										4	1	1	0	0	2	1												
David Justice, L OBP: 0.331, SLG: 0.465 Shane Spencer, R OBP: 0.313, SLG: 0.434 (9, PH) (9, 7)										4	1	1	0	0	0	3												
20 Jorge Posada, S OBP: 0.376, SLG: 0.501 (1, 2)										3	1	1	2	2	2	0												
Nick Johnson, L OBP: 0.333, SLG: 0.222 (1, 3)										3	0	0	1	1	0	3												
Alfonso Soriano, R OBP: 0.305, SLG: 0.445 (1, 4)										4	0	1	0	0	2	4												
Enrique Wilson, S OBP: 0.208, SLG: 0.224 (1, 5)										3	0	1	1	1	0	4												
Inning Stats	R: 0 E: 0 K: 1 S: 11	H: 0 LOB: 0 BB: 0 P: 14	R: 3 E: 0 K: 1 S: 20	H: 5 LOB: 2 BB: 0 P: 30	R: 0 E: 0 K: 0 S: 8	H: 1 LOB: 2 BB: 1 P: 16	R: 0 E: 0 K: 1 S: 5	H: 0 LOB: 0 BB: 1 P: 12	R: 2 E: 0 K: 1 S: 15	H: 1 LOB: 3 BB: 3 P: 34	R: 2 E: 0 K: 2 S: 13	H: 1 LOB: 1 BB: 1 P: 21	R: 0 E: 0 K: 1 S: 11	H: 0 LOB: 0 BB: 0 P: 11	R: 0 E: 0 K: 1 S: 9	H: 0 LOB: 0 BB: 0 P: 13		R: 0 E: 0 K: 2 S: 10	H: 0 LOB: 0 BB: 0 P: 14	1B: 5 2B: 2 3B: 0 HR: 2	SF: 0 SAC: 0 DP: 0 HBP: 1	WP: 1 PB: 0 SB: 0 CS: 1	PA: 42					
PITCHER	IP	WLS	BF	H	R	ER	SO	BB	IBB	HBP	BLK	WP	HR	S	P	ERA	WHIP											
Ismael Valdez, R ERA: 4.03 47 Mark Lukasiewicz, L ERA: 6.04 Lou Pote, R ERA: 2.85 Mike Holtz, L ERA: 4.45	(1, 1)	4.0	L	22	7	5	5	3	2	1	1	0	0	1	49	86	11.25	2.250										
(5, 1)	0.1		3	0	0	0	0	1	1	0	0	0	1	0	5	14	0.00	3.000										
(5, 1)	3.2		14	2	2	2	5	1	0	0	0	0	1	38	51	4.91	0.818											
(9, 1)	1.0		3	0	0	0	2	0	0	0	0	0	0	10	14	0.00	0.000											

Batter	1	2	3	4	5	6	7	8	9	AB	R	H	RBI	BB	SO	LOB	BOTTOM											
David Eckstein, R OBP: 0.362, SLG: 0.368 (1, 6)										4	1	2	0	1	0	1	New York Yankees @ Anaheim Angels Edison International Field, Anaheim, CA Sat Aug 25 2001, 4:05 PM EDT Att: 43,398 - Sunny - 83 F											
Darin Erstad, L OBP: 0.340, SLG: 0.369 Shawn Wooten, R OBP: 0.336, SLG: 0.472 Benji Gil, R OBP: 0.339, SLG: 0.518 (9, PR) (8, 3)										3	1	2	0	1	0	0												
Troy Glaus, R OBP: 0.348, SLG: 0.511 (1, 5)										1	0	1	1	0	0	0												
16 Garret Anderson, L OBP: 0.302, SLG: 0.459 (1, 10)										4	1	1	1	1	2	5												
16 Garret Anderson, L OBP: 0.302, SLG: 0.459 (1, 10)										4	0	0	0	0	1	4												
Scott Spiezio, S OBP: 0.343, SLG: 0.462 (1, 3) (8, 7)										3	1	1	1	0	0	1												
Adam Kennedy, L OBP: 0.348, SLG: 0.406 (1, 4)										4	0	1	1	0	1	0												
Orlando Palmeiro, L OBP: 0.325, SLG: 0.532 (8, 9)										3	1	0	0	1	1	1												
Jorge Fabregas, L OBP: 0.233, SLG: 0.290 (1, 2)										4	0	1	0	0	0	2												
Jeff DaVanon, S OBP: 0.286, SLG: 0.480 (1, 9) (8, 8)										3	0	0	1	0	0	1												
Inning Stats	R: 1 E: 0 K: 1 S: 13	H: 3 LOB: 1 BB: 0 P: 20	R: 0 E: 0 K: 1 S: 7	H: 0 LOB: 0 BB: 0 P: 10	R: 0 E: 0 K: 1 S: 19	H: 0 LOB: 0 BB: 2 P: 31	R: 0 E: 0 K: 0 S: 9	H: 0 LOB: 0 BB: 0 P: 14	R: 0 E: 0 K: 0 S: 11	H: 2 LOB: 2 BB: 0 P: 18	R: 1 E: 0 K: 1 S: 10	H: 2 LOB: 1 BB: 0 P: 17	R: 0 E: 0 K: 0 S: 6	H: 0 LOB: 0 BB: 0 P: 8	R: 1 E: 0 K: 0 S: 8	H: 0 LOB: 0 BB: 1 P: 16	R: 2 E: 0 K: 1 S: 13	H: 2 LOB: 2 BB: 1 P: 23	1B: 6 2B: 3 3B: 0 HR: 0	SF: 2 SAC: 0 DP: 0 HBP: 0	WP: 1 PB: 0 SB: 0 CS: 1	PA: 39						
PITCHER	IP	WLS	BF	H	R	ER	SO	BB	IBB	HBP	BLK	WP	HR	S	P	ERA	WHIP											
Roger Clemens, R ERA: 3.56 Mark Weathers, R ERA: 4.74 42 Mariano Rivera, R ERA: 2.34	(1, 1)	7.0	W	29	7	2	2	4	2	0	0	0	0	0	75	118	2.57	1.286										
(8, 1)	1.2		8	1	3	3	0	2	0	0	0	0	0	13	27	16.20	1.800											
(9, 1)	0.1	S	2	1	0	0	1	0	0	0	0	1	0	8	12	0.00	3.000											

AB 35
R 7
H 9
RBI 7
BB 6
SO 10
LOB 18



AB 33
R 5
H 9
RBI 5
BB 4
SO 5
LOB 15



Batter	1	2	3	4	5	6	7	8	9	AB	R	H	RBI	BB	SO	LOB	TOP										
David Eckstein, R (1, 6) OBP: 0.365, SLG: 0.370	1-2 G6-3 WP 1B		0-0 SH5-3		0-1 G4-3 HR 1B		3-2 2B HBP		0-1 G4-3	3	2	2	0	0	0	0											
Darin Erstad, L (1, 8) OBP: 0.338, SLG: 0.368	3-2 G6-3		1-1 SF8		0-2 G4-3		1-1 2B			3	0	1	2	0	0	2											
Troy Glaus, R (1, 5) OBP: 0.349, SLG: 0.515	1-1 P6		3-H 4-2 BB		0-1 HR		1-3 K			3	1	1	2	1	1	2											
16 Garret Anderson, L (1, 7) OBP: 0.303, SLG: 0.462	2-2 G4-3		1-0 F8		1-2 F8				3-2 F7	4	0	0	0	0	0	3											
Shawn Wooten, R (1, 10) OBP: 0.336, SLG: 0.472		1-1 F7		2-0 2B		0-2 P4		2-3 K		4	0	1	0	0	1	0											
Tim Salmon, R (1, 9) OBP: 0.357, SLG: 0.366	1-2 G4-3		0-1 G5-3		3-2 F8		4-1 DI BB			3	0	0	0	1	0	1											
Scott Spiezio, S (1, 3) OBP: 0.341, SLG: 0.466	1-1 F9		2-1 F3		0-1 F9		3-2 G3			4	0	0	0	0	0	2											
Bengie Molina, R (1, 2) OBP: 0.327, SLG: 0.365			1-2 SH5-3 WP SF8 1B		3-2 F8		2-1 G5-4-3 1B		1-0 G5-3	4	1	2	0	0	0	1											
Benji Gil, R (1, 4) OBP: 0.340, SLG: 0.515			4-1 SH5-3 BB			0-3 K		1-2 G5-4-3		1	0	0	0	1	1	0											
Adam Kennedy, L (7, PH) OBP: 0.344, SLG: 0.399			1-2 BB					1-2 K		2	0	0	0	0	0	1											
Inning Stats	R: 0 E: 0 K: 0 S: 12	H: 1 LOB: 1 BB: 0 P: 19	R: 0 E: 0 K: 0 S: 7	H: 0 LOB: 0 BB: 0 P: 10	R: 1 E: 0 K: 0 S: 10	H: 1 LOB: 2 BB: 2 P: 21	R: 0 E: 0 K: 0 S: 10	H: 1 LOB: 1 BB: 0 P: 17	R: 2 E: 0 K: 1 S: 14	H: 2 LOB: 0 BB: 0 P: 15	R: 0 E: 0 K: 0 S: 8	H: 0 LOB: 0 BB: 0 P: 11	R: 1 E: 0 K: 1 S: 12	H: 2 LOB: 1 BB: 0 P: 20	R: 0 E: 0 K: 1 S: 14	H: 0 LOB: 1 BB: 1 P: 26	R: 0 E: 0 K: 0 S: 6	H: 0 LOB: 0 BB: 0 P: 7	1B: 4 2B: 2 3B: 0 HR: 1	SF: 1 SAC: 1 DP: 1 HBP: 1	WP: 2 PB: 0 SB: 0 CS: 0	PA: 37					
PITCHER	IP	WLS	BF	H	R	ER	SO	BB	IBB	HBP	BLK	WP	HR	S	P	ERA	WHIP										
Chris George, L (1, 1) ERA: 6.03	6.0	W	25	5	3	3	1	2	0	0	0	2	1	61	93	4.50	1.167										
Jeff Austin, R (7, 1) ERA: 4.24	0.2	H	3	1	1	1	0	0	0	1	0	0	0	7	13	13.50	1.500										
Scott Mullen, L (7, 1) ERA: 1.69	0.0		1	1	0	0	0	0	0	0	0	0	0	2	3	∞	∞										
Jason Grimsley, R (7, 1) ERA: 3.18	1.1	H	5	0	0	0	2	1	0	0	0	0	0	17	30	0.00	0.750										
Doug Henry, R (9, 1) ERA: 6.47	1.0		3	0	0	0	0	0	0	0	0	0	0	6	7	0.00	0.000										

Anaheim Angels @ Kansas City Royals
Kauffman Stadium, Kansas City, MO
Tue Aug 28 2001, 7:05 PM CDT
Att: 11,479 - Sunny - 84 F

AB 31
R 4
H 7
RBI 4
BB 3
SO 3
LOB 12




Batter	1	2	3	4	5	6	7	8	9	AB	R	H	RBI	BB	SO	LOB	BOTTOM										
Carlos Febles, R (1, 4) OBP: 0.287, SLG: 0.335	1-0 G6-3	3-1 HR		2-3 K			2-1 2H HR	4-1 G4-6-3 BB		4	2	2	3	1	1	1											
Neftali Perez, S (1, 6) OBP: 0.309, SLG: 0.410	2-1 2B SF7 1B	0-2 F7		1-0 CS	0-1 F7		1-2 29 1B FC5-2 1B	3-2 G4-6-3		5	1	2	0	0	0	2											
Carlos Beltrán, S (1, 8) OBP: 0.350, SLG: 0.470	1-1 1B 2B	2-0 G4-3		2-2 F9		4-1 FC5-2 29 1B HBP BB	1-2 29 WP 1B	1-2 3H 1B		4	2	2	1	1	0	0											
29 Mike Sweeney, R (1, 3) OBP: 0.371, SLG: 0.571	1-0 SF7		2-2 G6-3		1-0 L3		0-1 HBP FC5-2 1B	4-2 1B		3	1	1	1	1	0	0											
Dave McCarty, R (8, PR) OBP: 0.330, SLG: 0.405	3-H HR 1B		0-1 E1				1-2 2-3 3-H 1B	1-2 BB		0	0	0	0	0	0	0											
Raul Ibanez, L (1, 10) OBP: 0.362, SLG: 0.484	0-1 HR 1B		2-1 E1			0-1 F9	1-1 FC5-2 1B HBP	3-3 K		5	1	1	1	0	1	5											
Mark Quinn, R (1, 9) OBP: 0.301, SLG: 0.482	2-1 HR		0-3 K			0-3 K	4-2 1B HBP			3	1	1	3	0	2	1											
Dee Brown, L (1, 7) OBP: 0.307, SLG: 0.375	0-1 E6		1-3 K			2-0 F7	1-2 2-3 3-H 1B			4	0	1	1	0	1	1											
Brent Mayne, L (1, 2) OBP: 0.358, SLG: 0.370	1-2 G6-3			1-0 G3			1-2 2-3 3-H 1B			4	1	1	0	0	0	4											
Donnie Sadler, R (1, 5) OBP: 0.255, SLG: 0.226		0-0 G4-3		3-1 CS 1B			0-0 SH3-4	4-2 G4-6-3 BB 1B BB		2	1	1	0	1	0	0											
Inning Stats	R: 4 E: 1 K: 0 S: 15	H: 4 LOB: 1 BB: 0 P: 23	R: 1 E: 0 K: 0 S: 7	H: 1 LOB: 0 BB: 0 P: 12	R: 0 E: 1 K: 2 S: 11	H: 0 LOB: 1 BB: 0 P: 16	R: 0 E: 0 K: 1 S: 8	H: 1 LOB: 0 BB: 0 P: 13	R: 0 E: 0 K: 0 S: 6	H: 0 LOB: 0 BB: 0 P: 9	R: 0 E: 0 K: 1 S: 6	H: 0 LOB: 0 BB: 0 P: 8	R: 4 E: 0 K: 0 S: 21	H: 5 LOB: 3 BB: 1 P: 37	R: 1 E: 0 K: 1 S: 15	H: 1 LOB: 2 BB: 3 P: 34	1B: 8 2B: 1 3B: 0 HR: 3	SF: 1 SAC: 1 DP: 1 HBP: 1	WP: 1 PB: 0 SB: 0 CS: 1	PA: 42							
PITCHER	IP	WLS	BF	H	R	ER	SO	BB	IBB	HBP	BLK	WP	HR	S	P	ERA	WHIP										
Ramon Ortiz, R (1, 1) ERA: 4.35	6.1	L	29	9	8	8	4	0	0	0	0	0	3	61	94	11.37	1.421										
Ben Weber, R (7, 1) ERA: 3.25	0.2		6	2	1	1	0	1	0	1	0	0	0	13	24	13.50	4.500										
Lou Pote, R (8, 1) ERA: 2.96	1.0		6	1	1	1	1	3	0	0	0	1	0	15	34	9.00	4.000										

Anaheim Angels @ Kansas City Royals
Kauffman Stadium, Kansas City, MO
Tue Aug 28 2001, 7:05 PM CDT
Att: 11,479 - Sunny - 84 F

AB 34
R 10
H 12
RBI 10
BB 4
SO 5
LOB 14



Batter	1	2	3	4	5	6	7	8	9	AB	R	H	RBI	BB	SO	LOB	TOP								
David Eckstein, R (1, 10) OBP: 0.366, SLG: 0.373	P4		G3		B5-3		BB 1B		F8	5	0	1	0	0	0	4	Anaheim Angels @ Kansas City Royals Kauffman Stadium, Kansas City, MO Thu Aug 30 2001, 7:05 PM CDT Att: 12,159 - Overcast - 70 F								
Tim Salmon, R (1, 9) OBP: 0.365, SLG: 0.373	FC5-4 1B		BB		BB		BB		BB	1	0	1	0	4	0										
Darin Erstad, L (1, 8) OBP: 0.333, SLG: 0.362	FC5-4 16 S 1-2		F7		G4-3		G4-3		G4-3	5	0	0	0	0	10										
16 Garret Anderson, L (1, 7) OBP: 0.302, SLG: 0.459	L3		F9			G3-1		CS BB		3	0	0	0	1	0	3									
Troy Glaus, R (1, 5) OBP: 0.346, SLG: 0.515		K		F2		HR		K		4	1	1	1	0	2	1									
Scott Spiezio, S (1, 3) OBP: 0.339, SLG: 0.461		1B		G4-3		F2		G1-3		4	0	1	0	0	0	0									
Adam Kennedy, L (1, 4) OBP: 0.343, SLG: 0.405	F9		K		G4-3		G3-1		G3-1	4	0	0	0	0	1	1									
Bengie Molina, R (1, 2) OBP: 0.322, SLG: 0.359		K			G1-3		E8		BB E 1B	4	0	1	0	0	1	1									
Jeff DaVanon, S (9, PR) OBP: 0.291, SLG: 0.471							G5-4-3			0	0	0	0	0	0	0									
Jorge Fabregas, L (9, 2) OBP: 0.238, SLG: 0.304										0	0	0	0	0	0	0									
Benji Gil, R (1, 6) OBP: 0.343, SLG: 0.524				3-1	B5-3 1B		G5-4-3 1-2		E4 BB	4	0	2	0	0	0	2									
Inning Stats	R: 0 E: 0 K: 0 S: 10	H: 1 LOB: 1 BB: 0 P: 13	R: 0 E: 0 K: 2 S: 12	H: 1 LOB: 1 BB: 0 P: 18	R: 0 E: 0 K: 0 S: 7	H: 1 LOB: 2 BB: 1 P: 14	R: 0 E: 0 K: 1 S: 8	H: 0 LOB: 0 BB: 0 P: 11	R: 0 E: 0 K: 0 S: 10	H: 1 LOB: 2 BB: 1 P: 20	R: 1 E: 0 K: 0 S: 5	H: 1 LOB: 0 BB: 0 P: 8	R: 0 E: 1 K: 0 S: 10	H: 1 LOB: 2 BB: 1 P: 17	R: 0 E: 0 K: 1 S: 4	H: 0 LOB: 0 BB: 1 P: 11	R: 0 E: 1 K: 0 S: 16	H: 1 LOB: 3 BB: 1 P: 28	1B: 5 2B: 1 3B: 1 HR: 1	SF: 0 SAC: 0 DP: 2 HBP: 0	WP: 0 PB: 0 SB: 1 CS: 1	PA: 39			
PITCHER	IP WLS BF H R ER SO BB IBB HBP BLK WP HR S P ERA WHIP	7.0 31 6 1 1 3 4 0 0 0 0 1 62 105 1.29 1.429	2.0 W 8 1 0 0 1 1 0 0 0 0 0 20 35 0.00 1.000																						

Batter	1	2	3	4	5	6	7	8	9	AB	R	H	RBI	BB	SO	LOB	BOTTOM								
Carlos Febles, R (1, 4) OBP: 0.305, SLG: 0.382	K		CS 1B			HR		L5-3 BB		3	1	2	1	1	1	0	Anaheim Angels @ Kansas City Royals Kauffman Stadium, Kansas City, MO Thu Aug 30 2001, 7:05 PM CDT Att: 12,159 - Overcast - 70 F								
Nefti Perez, S (1, 6) OBP: 0.310, SLG: 0.410	F7		CS 1-2	G6-4-3 1B		1B		L5-3 1-2		4	0	2	0	0	0	2									
Carlos Beltrán, S (1, 8) OBP: 0.351, SLG: 0.467				G6-4-3 1-2		F9		G4-3		4	0	1	0	0	0	2									
29 Mike Sweeney, R (1, 3) OBP: 0.373, SLG: 0.569	F9				1B	L5		FC6-4 BB 1B BB		3	1	1	0	1	0	2									
Joe Randa, R (1, 10) OBP: 0.300, SLG: 0.366		F3			F9		F9		FC6-4 BB	3	0	0	0	1	0	1									
Mark Quinn, R (1, 9) OBP: 0.300, SLG: 0.476		K			G6-3 BB		F9		FC6-4 1B 1-2 2-3	3	0	0	0	1	1	2									
Gregg Zaun, S (1, 2) OBP: 0.321, SLG: 0.427		G4-3				F8		F8		4	0	1	1	0	0	1									
Dee Brown, L (1, 7) OBP: 0.304, SLG: 0.371			G3-1		G6-3 1-2			SH1-4 1B		3	0	1	0	0	0	1									
Donnie Sadler, R (1, 5) OBP: 0.249, SLG: 0.220			F7			F9		SH1-4		2	0	0	0	0	0	0									
Inning Stats	R: 0 E: 0 K: 1 S: 7	H: 1 LOB: 0 BB: 0 P: 11	R: 0 E: 0 K: 1 S: 9	H: 0 LOB: 0 BB: 0 P: 16	R: 0 E: 0 K: 0 S: 6	H: 1 LOB: 0 BB: 0 P: 9	R: 0 E: 0 K: 0 S: 9	H: 2 LOB: 1 BB: 0 P: 13	R: 0 E: 0 K: 0 S: 8	H: 0 LOB: 1 BB: 1 P: 13	R: 1 E: 0 K: 0 S: 12	H: 2 LOB: 1 BB: 0 P: 20	R: 0 E: 0 K: 0 S: 3	H: 0 LOB: 0 BB: 0 P: 5	R: 0 E: 0 K: 0 S: 9	H: 1 LOB: 1 BB: 1 P: 15		R: 1 E: 0 K: 0 S: 11	H: 1 LOB: 2 BB: 2 P: 22	1B: 7 2B: 1 3B: 0 HR: 1	SF: 0 SAC: 1 DP: 3 HBP: 0	WP: 0 PB: 0 SB: 0 CS: 1	PA: 35		
PITCHER	IP WLS BF H R ER SO BB IBB HBP BLK WP HR S P ERA WHIP	7.1 L 7 1 1 1 0 3 0 0 0 0 0 15 31 6.75 3.000																							

livebaseballscores.com

AB 34
R 1
H 7
RBI 1
BB 5
SO 4
LOB 22



WP: 0
PB: 0
SB: 1
CS: 1

livebaseballscores.com

AB 29
R 2
H 8
RBI 2
BB 4
SO 2
LOB 11



WP: 0
PB: 0
SB: 0
CS: 1

Batter	1	2	3	4	5	6	7	8	9	AB	R	H	RBI	BB	SO	LOB	TOP					
David Eckstein, R (1, 6) OBP: 0.367, SLG: 0.374	2-2 FC5-4 1B	0-0 G5-3			0-1 1-3 1B			1-1 F9		4	0	2	0	0	0	2						
Tim Salmon, R (1, 9) OBP: 0.364, SLG: 0.374	1-1 FC5-4 16 BB		2-3 K		1-2 G1-3			1-2 16 1B 2B		4	1	1	0	0	1	2						
Darin Erstad, L (1, 8) OBP: 0.331, SLG: 0.359	1-0 F7		0-1 P6			2-2 G5-3		1-0 F7		4	0	0	0	0	0	2						
16 Garret Anderson, L (1, 7) OBP: 0.304, SLG: 0.459	4-1 1-2 BB		1-1 G3			1-0 G3		1-0 1-2H 1B		3	0	1	1	1	0	0						
Troy Glaus, R (1, 5) OBP: 0.343, SLG: 0.511	0-0 F5			1-1 F7		2-3 K		1-0 F8		4	0	0	0	0	1	3						
Scott Spiezio, S (1, 3) OBP: 0.341, SLG: 0.461		0-0 F8		1-2 G4-3			1-1 1B		3-1 G4-3 G3 1B	4	0	2	0	0	0	0						
Adam Kennedy, L (1, 4) OBP: 0.340, SLG: 0.401		1-3 K		0-0 L4			2-2 F9		1-2 G3	4	0	0	0	0	1	2	AB 34					
Bengie Molina, R (1, 2) OBP: 0.325, SLG: 0.361		1-2 WP 1B			1-2 1B 1B			0-0 F7	2-2 G4-3	4	0	2	0	0	0	2	R 1					
Benji Gil, R (1, 10) OBP: 0.341, SLG: 0.517		4-2 1-2 BB			1-3 K			0-3 K	1-1 F8	4	0	2	0	0	0	2	H 8					
										3	0	0	0	1	2	3	RBI 1					
																	BB 2					
																	SO 5					
																	LOB 16					
Inning Stats	R: 0 E: 0 K: 0 S: 9	H: 1 LOB: 2 BB: 1 P: 17	R: 0 E: 0 K: 1 S: 11	H: 1 LOB: 2 BB: 1 P: 17	R: 0 E: 0 K: 1 S: 9	H: 0 LOB: 0 BB: 0 P: 12	R: 0 E: 0 K: 0 S: 6	H: 0 LOB: 0 BB: 0 P: 8	R: 0 E: 0 K: 1 S: 11	H: 2 LOB: 1 BB: 0 P: 14	R: 0 E: 0 K: 1 S: 7	H: 0 LOB: 0 BB: 0 P: 12	R: 0 E: 0 K: 1 S: 10	H: 1 LOB: 0 BB: 0 P: 13	R: 1 E: 0 K: 0 S: 8	H: 2 LOB: 1 BB: 0 P: 13	R: 0 E: 0 K: 0 S: 12	H: 1 LOB: 1 BB: 0 P: 19	1B: 7 2B: 1 3B: 0 HR: 0	SF: 0 SAC: 0 DP: 0 HBP: 0	WP: 1 PB: 0 SB: 0 CS: 0	PA: 36
PITCHER	IP WLS BF H R ER SO BB IBB HBP BLK WP HR S P ERA WHIP																					
Brad Radke, R (1, 1) ERA: 3.92	7.2 W 31 7 1 1 5 2 0 0 0 1 0 70 104 1.17 1.174																					
Todd Jones, R (8, 1) ERA: 4.09	1.1 S 5 1 0 0 0 0 0 0 0 0 0 0 13 21 0.00 0.750																					

Anaheim Angels @ Minnesota Twins
Hubert H. Humphrey Metrodome, Minneapolis, MN
Fri Aug 31 2001, 8:05 PM EDT
Att: 12,070 - Dome - 72 F

AB	34
R	1
H	8
RBI	1
BB	2
SO	5
LOB	16



Batter	1	2	3	4	5	6	7	8	9	AB	R	H	RBI	BB	SO	LOB	BOTTOM			
Luis Rivas, R (1, 4) OBP: 0.306, SLG: 0.351	0-0 B2-3		1-0 G6-3		2-0 2B		1-2 S 2B 1B			4	1	2	0	0	0	0				
Cristian Guzman, S (1, 6) OBP: 0.348, SLG: 0.485	2-2 G4-3		1-3 K		2-2 L4		3-2 1-H 2B			4	0	1	1	0	1	1				
Corey Koskie, L (1, 5) OBP: 0.364, SLG: 0.498	2-2 WP E 1B		4-2 BB			0-1 HR	2-2 G6-3			3	2	2	1	1	0	1				
David Ortiz, L (1, 10) OBP: 0.344, SLG: 0.478	2-1 E9 1-H 1B		1-0 F8			1-1 F8		2-2 G3-1		4	0	1	1	0	0	1				
Tori Hunter, R (1, 8) OBP: 0.283, SLG: 0.451	3-2 G4-3			0-1 F9		1-2 PB 1B		2-1 G4-3		4	0	1	0	0	0	1				
A.J. Pierzynski, L (1, 2) OBP: 0.326, SLG: 0.441		0-0 HR		2-2 G3		1-3 K		0-2 G3		4	1	1	1	0	1	1				
Dustan Mohr, R (1, 9) OBP: 0.100, SLG: 0.111		0-1 G6-3		1-3 K		1-3 K				3	0	0	0	0	2	1	AB 32			
Jacque Jones, L (1, 7) OBP: 0.330, SLG: 0.399		3-3 K			3-2 G4-3		1-2 F8			3	0	0	0	0	1	0	R 4			
Denny Hocking, S (1, 3) OBP: 0.310, SLG: 0.319		2-2 G4-3			0-3 K		0-0 F8			3	0	0	0	0	1	0	H 8			
																	RBI 4			
																	BB 1			
																	SO 6			
																	LOB 6			
Inning Stats	R: 1 E: 1 K: 0 S: 12	H: 2 LOB: 1 BB: 0 P: 21	R: 1 E: 0 K: 1 S: 11	H: 1 LOB: 0 BB: 0 P: 16	R: 0 E: 0 K: 1 S: 7	H: 0 LOB: 1 BB: 1 P: 14	R: 0 E: 0 K: 1 S: 10	H: 0 LOB: 0 BB: 0 P: 13	R: 0 E: 0 K: 1 S: 13	H: 1 LOB: 1 BB: 0 P: 20	R: 1 E: 0 K: 2 S: 17	H: 2 LOB: 1 BB: 0 P: 21	R: 1 E: 0 K: 0 S: 16	H: 2 LOB: 1 BB: 0 P: 23	R: 0 E: 0 K: 0 S: 8	H: 0 LOB: 0 BB: 0 P: 12	1B: 4 2B: 2 3B: 0 HR: 2	SF: 0 SAC: 0 DP: 0 HBP: 0	WP: 1 PB: 1 SB: 1 CS: 0	PA: 33
PITCHER	IP WLS BF H R ER SO BB IBB HBP BLK WP HR S P ERA WHIP																			
Ismael Valdez, R (1, 1) ERA: 4.09	6.2 L 28 7 4 4 6 1 0 0 0 1 2 80 117 5.40 1.200																			
Mike Holtz, L (7, 1) ERA: 4.22	1.1 S 5 1 0 0 0 0 0 0 0 0 0 14 23 0.00 0.750																			

Anaheim Angels @ Minnesota Twins
Hubert H. Humphrey Metrodome, Minneapolis, MN
Fri Aug 31 2001, 8:05 PM EDT
Att: 12,070 - Dome - 72 F

AB	32
R	4
H	8
RBI	4
BB	1
SO	6
LOB	6



Batter	1	2	3	4	5	6	7	8	9	AB	R	H	RBI	BB	SO	LOB	TOP																
Darin Erstad, L (1, 8) OBP: 0.331, SLG: 0.359										5	1	1	1	1	2	2	Anaheim Angels @ Minnesota Twins Hubert H. Humphrey Metrodome, Minneapolis, MN Sat Sep 01 2001, 7:05 PM EDT Att: 18,001 - Dome - 72 F																
David Eckstein, R (1, 6) OBP: 0.386, SLG: 0.373										5	1	1	0	0	1	2																	
16 Garret Anderson, L (1, 7) OBP: 0.307, SLG: 0.467										5	3	3	1	1	2	3																	
Troy Glaus, R (1, 5) OBP: 0.347, SLG: 0.520										5	2	3	3	1	0	4																	
Scott Spiezio, S (1, 3) OBP: 0.341, SLG: 0.459										6	1	2	1	0	0	3																	
Tim Salmon, R (1, 9) OBP: 0.388, SLG: 0.378										4	0	2	1	2	2	1																	
Adam Kennedy, L (1, 4) OBP: 0.340, SLG: 0.403										5	1	2	1	0	0	6																	
Jorge Fabregas, L (1, 2) OBP: 0.246, SLG: 0.318 (8, PH)										4	1	2	0	0	2	1																	
Bengie Molina, R (8, PH) OBP: 0.324, SLG: 0.360 (8, 2)										1	0	0	1	0	0	1																	
Orlando Palmeiro, L (1, 10) OBP: 0.327, SLG: 0.333 (7, PH)										3	1	2	2	0	0	2																	
Benji Gil, R (7, PH) OBP: 0.343, SLG: 0.515										1	0	0	0	1	0	1																	
Inning Stats	R: 2 E: 1 K: 2 S: 13	H: 1 LOB: 0 BB: 0 P: 21	R: 2 E: 0 K: 2 S: 15	H: 3 LOB: 1 BB: 0 P: 25	R: 2 E: 0 K: 0 S: 13	H: 3 LOB: 2 BB: 1 P: 26	R: 1 E: 0 K: 1 S: 14	H: 3 LOB: 3 BB: 1 P: 24	R: 1 E: 0 K: 2 S: 20	H: 3 LOB: 2 BB: 0 P: 27	R: 0 E: 0 K: 1 S: 13	H: 1 LOB: 1 BB: 0 P: 17	R: 0 E: 0 K: 0 S: 10	H: 1 LOB: 2 BB: 1 P: 17	R: 1 E: 0 K: 1 S: 9	H: 2 LOB: 1 BB: 0 P: 12	R: 2 E: 0 K: 0 S: 9	H: 1 LOB: 2 BB: 3 P: 25	1B: 9 2B: 7 3B: 0 HR: 2	SF: 1 SAC: 1 DP: 0 HBP: 0	WP: 0 PB: 0 SB: 0 CS: 0	PA: 52											
PITCHER	IP WLS BF H R ER SO BB IBB HBP BLK WP HR S P ERA WHIP																																
Kyle Lohse, R (1, 1) ERA: 5.62	2.2	17	7	6	4	4	1	0	0	0	0	0	1	38	68	13.50	3.000																
Jack Cressend, R (3, 1) ERA: 3.22	1.2	12	6	2	2	2	1	0	0	0	0	0	1	33	50	10.80	4.200																
Travis Miller, L (5, 1) ERA: 4.4	1.2	6	1	0	0	2	0	0	0	0	0	0	0	17	22	0.00	0.600																
Eddie Guardado, L (7, 1) ERA: 3.49	1.1	8	3	1	1	1	1	0	0	0	0	0	0	17	26	6.75	3.000																
LaTroy Hawkins, R (8, 1) ERA: 5.94	1.2	L 9	1	2	2	0	2	1	0	0	0	0	0	11	28	10.80	1.800																

Batter	1	2	3	4	5	6	7	8	9	AB	R	H	RBI	BB	SO	LOB	BOTTOM																
Luis Rivas, R (1, 4) OBP: 0.309, SLG: 0.354										4	1	2	0	0	0	2	Anaheim Angels @ Minnesota Twins Hubert H. Humphrey Metrodome, Minneapolis, MN Sat Sep 01 2001, 7:05 PM EDT Att: 18,001 - Dome - 72 F																
Cristian Guzman, S (1, 6) OBP: 0.347, SLG: 0.484										5	1	1	1	0	0	5																	
Corey Koskie, L (1, 5) OBP: 0.364, SLG: 0.495										3	0	0	0	1	2	4																	
Brian Buchanan, R (1, 9) OBP: 0.356, SLG: 0.544										4	2	3	4	0	0	1																	
Jacque Jones, L (8, 7) OBP: 0.330, SLG: 0.398										1	0	0	0	0	0	1																	
David Ortiz, L (1, 10) OBP: 0.345, SLG: 0.481										5	1	2	1	0	2	2																	
Torii Hunter, R (1, 8) OBP: 0.284, SLG: 0.459										5	2	2	2	0	1	1																	
Dustin Mohr, R (1, 7) OBP: 0.194, SLG: 0.167										3	0	1	0	0	2	0																	
Doug Mientkiewicz, L (7, PH) OBP: 0.396, SLG: 0.496 (8, 3)										1	0	0	0	1	1	0																	
Denny Hocking, S (1, 3) OBP: 0.309, SLG: 0.318 (8, 9)										4	1	1	0	0	1	2																	
Tom Prince, R (1, 2) OBP: 0.311, SLG: 0.406										4	1	2	0	0	0	2																	
Inning Stats	R: 0 E: 1 K: 1 S: 15	H: 1 LOB: 1 BB: 0 P: 19	R: 0 E: 0 K: 2 S: 7	H: 0 LOB: 0 BB: 0 P: 9	R: 2 E: 0 K: 2 S: 14	H: 3 LOB: 2 BB: 0 P: 26	R: 1 E: 0 K: 0 S: 10	H: 2 LOB: 1 BB: 0 P: 16	R: 2 E: 0 K: 0 S: 9	H: 3 LOB: 0 BB: 0 P: 14	R: 1 E: 0 K: 2 S: 15	H: 2 LOB: 2 BB: 0 P: 22	R: 3 E: 1 K: 0 S: 14	H: 3 LOB: 1 BB: 1 P: 22	R: 0 E: 0 K: 0 S: 3	H: 0 LOB: 0 BB: 1 P: 8	R: 0 E: 0 K: 2 S: 8	H: 0 LOB: 0 BB: 0 P: 10	1B: 7 2B: 5 3B: 0 HR: 2	SF: 0 SAC: 0 DP: 1 HBP: 2	WP: 0 PB: 0 SB: 1 CS: 1	PA: 43											
PITCHER	IP WLS BF H R ER SO BB IBB HBP BLK WP HR S P ERA WHIP																																
Scott Schoeneweis, L (1, 1) ERA: 5.16	5.0	24	9	5	5	5	0	0	1	0	0	0	0	11	15	13.50	3.000																
Ben Weber, R (6, 1) ERA: 3.36	0.2	5	2	1	1	1	0	0	0	0	0	0	0	4	7	0.00	0.000																
Mike Holtz, L (6, 1) ERA: 4.15	0.1	H 1	0	0	0	1	0	0	0	0	0	0	0	4	7	0.00	0.000																
Shigetoshi Hasegawa, R (7, 1) ERA: 4.06	1.0	B 7	3	3	3	0	0	1	0	0	0	0	0	14	22	27.00	3.000																
Al Levine, R (8, 1) ERA: 2.37	1.0	W 3	0	0	0	0	1	0	0	0	0	0	0	3	8	0.00	1.000																
PITCHER	IP WLS BF H R ER SO BB IBB HBP BLK WP HR S P ERA WHIP																																
Troy Percival, R (9, 1) ERA: 2.44	1.0	S 3	0	0	0	2	0	0	0	0	0	0	0	8	10	0.00	0.000																

AB	44
R	11
H	18
RBI	11
BB	6
SO	9
LOB	26



Batter	1	2	3	4	5	6	7	8	9	AB	R	H	RBI	BB	SO	LOB	TOP								
Darin Erstad, L (1,8) OBP: 0.332, SLG: 0.360	0-3 K		2-2 1B			2-0 F7			2-2 16 HR 1B	4	1	2	0	0	1	0	Anaheim Angels @ Minnesota Twins Hubert H. Humphrey Metrodome, Minneapolis, MN Sun Sep 02 2001, 2:05 PM EDT Att: 17,352 - Dome - 72 F								
David Eckstein, R (1,6) OBP: 0.383, SLG: 0.370	0-1 F9		1-2 G5-3			0-1 F8			0-1 E4 16 HR 1-2	4	1	0	0	0	0	2									
16 Garret Anderson, L (1,7) OBP: 0.307, SLG: 0.471	1-3 K			1-2 G6-3			0-0 F9		1-0 HR 1-H 2-H	4	1	1	3	0	1	0									
Troy Glaus, R (1,5) OBP: 0.344, SLG: 0.516		1-1 G1-3		1-3 K2-3			2-3 K		1-3 K	4	0	0	0	0	3	0									
Scott Spiezio, S (1,3) OBP: 0.342, SLG: 0.460		0-2 G1 1B		0-2 G6-3			1-2 F8		0-0 2B SF7 1B	4	1	2	0	0	0	0									
Tim Salmon, R (1,9) OBP: 0.367, SLG: 0.379 Jeff Davanon, S (9, PR) OBP: 0.281, SLG: 0.471		2-1 G1 1B		2-2 G5-3			0-1 G5-3		3-1 2B 1-3	4	0	1	0	0	0	1									
Adam Kennedy, L (1,4) OBP: 0.337, SLG: 0.400		2-1 G1-3		1-1 G3			0-2 F8		0-1 SF7 2B	3	0	0	1	0	0	1									
Bengie Molina, R (1,2) OBP: 0.323, SLG: 0.362			1-0 G1-3		0-3 K		1-0 2B		3-H 1-2 F2	4	0	1	0	0	1	1									
Orlando Palmeiro, L (1,10) OBP: 0.323, SLG: 0.328			2-2 F7		1-2 F6		0-2 G6-3			3	0	0	0	0	0	1									
Inning Stats	R: 0 E: 0 K: 2 S: 9	H: 0 LOB: 0 BB: 0 P: 10	R: 0 E: 0 K: 0 S: 9	H: 1 LOB: 1 BB: 0 P: 14	R: 0 E: 0 K: 0 S: 12	H: 1 LOB: 1 BB: 0 P: 18	R: 0 E: 0 K: 1 S: 11	H: 0 LOB: 0 BB: 0 P: 13	R: 0 E: 0 K: 0 S: 9	H: 0 LOB: 0 BB: 0 P: 12	R: 0 E: 0 K: 0 S: 7	H: 0 LOB: 0 BB: 0 P: 10	R: 0 E: 0 K: 0 S: 11	H: 1 LOB: 1 BB: 0 P: 12	R: 4 E: 1 K: 1 S: 21	H: 4 LOB: 1 BB: 0 P: 29	1B: 4 2B: 2 3B: 0 HR: 1	SF: 1 SAC: 0 DP: 0 HBP: 0	WP: 0 PB: 0 SB: 0 CS: 0	PA: 35					
PITCHER	IP	WLS	BF	H	R	ER	SO	BB	IBB	HBP	BLK	WP	HR	S	P	ERA	WHIP								
Rick Reed, R (1,1) ERA: 3.92	8.0		29	4	2	2	5	0	0	0	0	0	0	80	106	2.25	0.500								
Todd Jones, R (9,1) ERA: 4.35	0.1	H	4	3	1	0	1	0	0	0	0	0	1	7	12	0.00	9.000								
Eddie Guardado, L (9,1) ERA: 3.45	0.2	W	2	0	1	1	0	0	0	0	0	0	0	9	10	13.50	0.000								

Batter	1	2	3	4	5	6	7	8	9	AB	R	H	RBI	BB	SO	LOB	BOTTOM								
Jacque Jones, L (1,7) OBP: 0.327, SLG: 0.394	3-2 F7		0-1 P6		0-2 F8		1-3 K			4	0	0	0	0	1	0	Anaheim Angels @ Minnesota Twins Hubert H. Humphrey Metrodome, Minneapolis, MN Sun Sep 02 2001, 2:05 PM EDT Att: 17,352 - Dome - 72 F								
Cristian Guzman, S (1,6) OBP: 0.346, SLG: 0.489	1-3 K			0-0 F8	2-2 HR	0-1 G6-3				4	1	1	1	0	1	0									
Doug Mientkiewicz, L (1,3) OBP: 0.386, SLG: 0.494	4-2 BB			3-2 F7	3-2 G4-3	4-0 FC4 BB				2	0	0	0	2	0	0									
Corey Koskie, L (1,5) OBP: 0.363, SLG: 0.491	1-0 F8			4-2 1B BB		0-1 F7	1-0 FC4			3	1	0	0	1	0	2									
David Ortiz, L (1,10) OBP: 0.347, SLG: 0.491		1-1 L7		4-1 1B E 1B IBB		2-0 HR		1-2 F9		3	2	1	1	1	0	0									
Torii Hunter, R (1,8) OBP: 0.285, SLG: 0.459		0-3 K		1-1 E 1-2 2-H 1B		0-0 S BB 1B		2-3 K		4	0	2	1	0	2	0									
A.J. Pierzynski, L (1,2) OBP: 0.328, SLG: 0.440		2-0 F7		0-1 E1 1-3 2-H 1B		4-2 BB 1-2 BB		2-2 F9		3	0	1	0	1	0	0									
Dustin Mohr, R (1,9) OBP: 0.188, SLG: 0.143 Denny Hocking, S (9, PH) OBP: 0.311, SLG: 0.331			2-3 K	0-1 G5-3		4-0 BB G6-4-3 BB		1-0 HR		2	0	0	0	1	1	2									
Luis Rivas, R (1,4) OBP: 0.307, SLG: 0.352			2-3 K		0-0 F8	1-1 G6-4-3				3	0	0	0	0	1	3									
Inning Stats	R: 0 E: 0 K: 1 S: 9	H: 0 LOB: 1 BB: 1 P: 18	R: 0 E: 0 K: 1 S: 6	H: 0 LOB: 0 BB: 0 P: 9	R: 0 E: 0 K: 2 S: 10	H: 0 LOB: 0 BB: 0 P: 14	R: 2 E: 1 K: 0 S: 13	H: 2 LOB: 2 BB: 2 P: 25	R: 1 E: 0 K: 0 S: 11	H: 1 LOB: 0 BB: 0 P: 16	R: 1 E: 0 K: 0 S: 10	H: 2 LOB: 2 BB: 2 P: 19	R: 0 E: 0 K: 1 S: 7	H: 0 LOB: 1 BB: 1 P: 13	R: 0 E: 0 K: 1 S: 9	H: 0 LOB: 0 BB: 0 P: 14	R: 1 E: 0 K: 0 S: 1	H: 1 LOB: 0 BB: 0 P: 2	1B: 3 2B: 0 3B: 0 HR: 3	SF: 0 SAC: 0 DP: 1 HBP: 0	WP: 0 PB: 0 SB: 2 CS: 0	PA: 35			
PITCHER	IP	WLS	BF	H	R	ER	SO	BB	IBB	HBP	BLK	WP	HR	S	P	ERA	WHIP								
Ramon Ortiz, R (1,1) ERA: 4.37	5.1		25	5	4	3	4	3	1	0	0	0	0	9	20	0.00	1.200								
Lou Pote, R (6,1) ERA: 2.89	1.2		6	0	0	0	1	2	0	0	0	0	0	9	20	0.00	1.200								
J.B. Mladich, R (8,1) ERA:	1.0		3	0	0	0	1	0	0	0	0	0	0	9	14	0.00	0.000								
Al Levine, R (9,1) ERA: 2.5	0.0	L	1	1	1	1	0	0	0	0	0	0	1	1	2	∞	∞								

AB	34
R	4
H	7
RBI	4
BB	0
SO	6
LOB	6



AB	29
R	5
H	6
RBI	4
BB	6
SO	6
LOB	7



Batter	1	2	3	4	5	6	7	8	9	AB	R	H	RBI	BB	SO	LOB	TOP					
Carlos Febles, R OBP: 0.297, SLG: 0.371	F9		F9		G3		K			4	0	0	0	0	1	1	Kansas City Royals @ Anaheim Angels Edison International Field, Anaheim, CA Tue Sep 04 2001, 10:05 PM EDT Att: 13,950 - Sunny - 73 F					
Neft Perez, S OBP: 0.307, SLG: 0.405	F7		F9		G1-3			K		4	0	0	0	0	1							
Carlos Beltrán, S OBP: 0.353, SLG: 0.470	F8		HR			K		L7		4	1	1	1	0	1	0						
29 Mike Sweeney, R OBP: 0.372, SLG: 0.568			G5-3			F9			1B	4	0	2	0	0	0	0						
Joe Randa, R OBP: 0.300, SLG: 0.368		2B 1B BB			G5-3		F7		G4-3	3	1	0	0	1	0	1						
Mark Quinn, R OBP: 0.302, SLG: 0.477		1B 2B			F9		FC1-6 1B		G4-6-3 1B	4	0	3	0	0	0	0						
Dave McCarty, R OBP: 0.324, SLG: 0.404		K			K		F3		K	4	0	0	0	0	3	4						
Dee Brown, L OBP: 0.306, SLG: 0.369						K		FC1-6 HR	G4-6-3	4	1	1	1	0	1	2						
Gregg Zaun, S OBP: 0.376, SLG: 0.535			F9		G3 2B		HR			3	1	2	2	0	0	2						
Inning Stats	R: 0 E: 0 K: 0 S: 7	H: 0 LOB: 0 BB: 0 P: 12	R: 1 E: 0 K: 1 S: 14	H: 3 LOB: 2 BB: 1 P: 23	R: 1 E: 0 K: 0 S: 10	H: 1 LOB: 0 BB: 0 P: 16	R: 0 E: 0 K: 1 S: 9	H: 0 LOB: 0 BB: 0 P: 13	R: 0 E: 0 K: 1 S: 11	H: 1 LOB: 1 BB: 0 P: 15	R: 0 E: 0 K: 1 S: 10	H: 0 LOB: 0 BB: 0 P: 17	R: 2 E: 0 K: 1 S: 11	H: 2 LOB: 0 BB: 0 P: 15	R: 0 E: 0 K: 1 S: 10	H: 1 LOB: 1 BB: 0 P: 13	R: 0 E: 0 K: 1 S: 6	H: 1 LOB: 0 BB: 0 P: 9	1B: 5 2B: 2 3B: 0 HR: 2	SF: 0 SAC: 0 DP: 1 HBP: 0	WP: 0 PB: 0 SB: 0 CS: 0	PA: 35
PITCHER	IP	WLS	BF	H	R	ER	SO	BB	IBB	HBP	BLK	WP	HR	S	P	ERA	WHIP					
Jarrod Washburn, L ERA: 3.49	(1, 1)	6.2	L	27	7	4	4	4	1	0	0	0	0	2	69	108	5.40	1.200				
Ben Weber, R ERA: 3.29	(7, 1)	1.1		5	1	0	0	2	0	0	0	0	0	0	13	16	0.00	0.750				
J.B. Mladich, R ERA:	(9, 1)	1.0		3	1	0	0	1	0	0	0	0	0	6	9	0.00	1.000					

Batter	1	2	3	4	5	6	7	8	9	AB	R	H	RBI	BB	SO	LOB	BOTTOM					
Darin Erstad, L OBP: 0.330, SLG: 0.358	G6-3		FC4			K		K		4	0	0	0	0	2	1	Kansas City Royals @ Anaheim Angels Edison International Field, Anaheim, CA Tue Sep 04 2001, 10:05 PM EDT Att: 13,950 - Sunny - 73 F					
David Eckstein, R OBP: 0.380, SLG: 0.367	G6-3				F7		G4-3		F7	4	0	0	0	0	0	0						
16 Garret Anderson, L OBP: 0.307, SLG: 0.468	K				BB				G4-3	3	0	0	0	1	1	0						
Troy Glaus, R OBP: 0.344, SLG: 0.520		L6			F8		G6-3		HR	4	1	1	1	0	0	1						
Scott Spiezio, S OBP: 0.341, SLG: 0.457		G1-3			F7		1B		F8	4	0	1	0	0	0	1						
Tim Salmon, R OBP: 0.367, SLG: 0.379		F9			F8		1B			3	0	1	0	0	0	0						
Adam Kennedy, L OBP: 0.335, SLG: 0.398			F7		G3		F8			3	0	0	0	0	0	2						
Bengie Molina, R OBP: 0.323, SLG: 0.359			FC4 HBP		G4-3				F9	2	0	0	0	0	0	0						
Orlando Palmeiro, L OBP: 0.319, SLG: 0.323			K			G3		F9		3	0	0	0	0	1	1						
Inning Stats	R: 0 E: 0 K: 1 S: 7	H: 0 LOB: 0 BB: 0 P: 10	R: 0 E: 0 K: 0 S: 5	H: 0 LOB: 0 BB: 0 P: 8	R: 0 E: 0 K: 1 S: 10	H: 0 LOB: 1 BB: 0 P: 16	R: 0 E: 0 K: 0 S: 7	H: 0 LOB: 1 BB: 1 P: 16	R: 0 E: 0 K: 0 S: 6	H: 0 LOB: 0 BB: 0 P: 9	R: 0 E: 0 K: 1 S: 9	H: 0 LOB: 0 BB: 0 P: 12	R: 0 E: 0 K: 0 S: 8	H: 2 LOB: 2 BB: 0 P: 13	R: 0 E: 0 K: 1 S: 11	H: 0 LOB: 0 BB: 0 P: 14	R: 1 E: 0 K: 0 S: 10	H: 1 LOB: 0 BB: 0 P: 14	1B: 2 2B: 0 3B: 0 HR: 1	SF: 0 SAC: 0 DP: 0 HBP: 1	WP: 0 PB: 0 SB: 0 CS: 0	PA: 32
PITCHER	IP	WLS	BF	H	R	ER	SO	BB	IBB	HBP	BLK	WP	HR	S	P	ERA	WHIP					
Jeff Suppan, R ERA: 4.52	(1, 1)	9.0	W	32	3	1	1	4	1	0	1	0	1	73	112	1.00	0.444					

AB	34
R	4
H	9
RBI	4
BB	1
SO	7
LOB	11



AB	30
R	1
H	3
RBI	1
BB	1
SO	4
LOB	6



Batter	1	2	3	4	5	6	7	8	9	AB	R	H	RBI	BB	SO	LOB	TOP										
Carlos Febles, R OBP: 0.296, SLG: 0.369 (1, 4)										4	0	1	0	0	1	1	Kansas City Royals @ Anaheim Angels Edison International Field, Anaheim, CA Wed Sep 05 2001, 10:05 PM EDT Att: 13,998 - Sunny - 70 F AB 30 R 1 H 6 RBI 1 BB 3 SO 6 LOB 12										
Neftali Pérez, S OBP: 0.310, SLG: 0.406 (1, 6)										3	0	2	0	1	0												
Carlos Beltrán, S OBP: 0.351, SLG: 0.466 (1, 8)										4	0	0	0	0	2	3											
29 Mike Sweeney, R OBP: 0.373, SLG: 0.566 (1, 10)										3	0	1	0	1	0	1											
Joe Randa, R OBP: 0.298, SLG: 0.365 (1, 5)										4	0	0	0	0	0	2											
Raul Ibanez, L OBP: 0.368, SLG: 0.502 (1, 3)										4	1	2	1	0	1	1											
Mark Quinn, R OBP: 0.299, SLG: 0.473 (1, 9)										3	0	0	0	0	0	1											
Dee Brown, L OBP: 0.307, SLG: 0.367 (1, 7)										2	0	0	0	1	2	2											
Brent Mayne, L OBP: 0.348, SLG: 0.358 (1, 2)										3	0	0	0	0	0	1											
Inning Stats	R: 0 E: 0 K: 1 S: 8	H: 1 LOB: 0 BB: 1 P: 15	R: 0 E: 1 K: 1 S: 13	H: 1 LOB: 2 BB: 1 P: 23	R: 0 E: 0 K: 1 S: 11	H: 1 LOB: 1 BB: 0 P: 16	R: 0 E: 0 K: 0 S: 4	H: 0 LOB: 0 BB: 0 P: 8	R: 0 E: 0 K: 1 S: 8	H: 0 LOB: 1 BB: 1 P: 17	R: 0 E: 0 K: 0 S: 5	H: 1 LOB: 0 BB: 0 P: 9	R: 1 E: 0 K: 1 S: 10	H: 1 LOB: 0 BB: 0 P: 13	R: 0 E: 0 K: 0 S: 8	H: 0 LOB: 0 BB: 0 P: 10	R: 0 E: 0 K: 1 S: 11	H: 1 LOB: 1 BB: 0 P: 15	1B: 4 2B: 2 3B: 0 HR: 1	SF: 0 SAC: 0 DP: 2 HBP: 0	WP: 0 PB: 0 SB: 0 CS: 1	PA: 33					
PITCHER	IP	WLS	BF	H	R	ER	SO	BB	IBB	HBP	BLK	WP	HR	S	P	ERA	WHIP										
Ismael Valdez, R ERA: 3.97 (1, 1)	6.1	W	24	5	1	1	4	3	0	0	0	0	1	55	96	1.42	1.263										
Shigetoshi Hasegawa, R ERA: 3.91 (7, 1)	1.2	H	5	0	0	0	1	0	0	0	0	0	0	12	15	0.00	0.000										
Troy Percival, R ERA: 2.39 (9, 1)	1.0	S	4	1	0	0	1	0	0	0	0	0	0	11	15	0.00	1.000										

Batter	1	2	3	4	5	6	7	8	9	AB	R	H	RBI	BB	SO	LOB	BOTTOM										
David Eckstein, R OBP: 0.360, SLG: 0.365 (1, 10)										3	0	0	0	0	0	1	Kansas City Royals @ Anaheim Angels Edison International Field, Anaheim, CA Wed Sep 05 2001, 10:05 PM EDT Att: 13,998 - Sunny - 70 F AB 29 R 4 H 9 RBI 4 BB 1 SO 3 LOB 11										
Adam Kennedy, L OBP: 0.336, SLG: 0.397 (1, 4)										3	0	1	0	0	0	1											
16 Garret Anderson, L OBP: 0.306, SLG: 0.469 (1, 7)										3	1	1	1	0	0	2											
Troy Glaus, R OBP: 0.345, SLG: 0.519 (1, 5)										2	1	1	1	1	1	1											
Scott Spiezio, S OBP: 0.341, SLG: 0.463 (1, 3)										4	1	1	2	0	0	1											
Tim Salmon, R OBP: 0.370, SLG: 0.383 (1, 9)										4	0	3	0	0	0	0											
Bengie Molina, R OBP: 0.322, SLG: 0.357 (1, 2)										4	0	1	0	0	1	2											
Jeff DaVanon, S OBP: 0.267, SLG: 0.444 (1, 8)										3	0	0	0	0	1	3											
Benji Gil, R OBP: 0.343, SLG: 0.513 (1, 6)										3	1	1	0	0	0	0											
Inning Stats	R: 0 E: 0 K: 0 S: 6	H: 0 LOB: 0 BB: 0 P: 9	R: 2 E: 0 K: 0 S: 9	H: 2 LOB: 1 BB: 1 P: 18	R: 1 E: 0 K: 1 S: 11	H: 2 LOB: 1 BB: 0 P: 16	R: 0 E: 0 K: 0 S: 7	H: 0 LOB: 0 BB: 0 P: 10	R: 0 E: 1 K: 1 S: 16	H: 0 LOB: 2 BB: 0 P: 25	R: 0 E: 0 K: 0 S: 10	H: 3 LOB: 2 BB: 0 P: 18	R: 0 E: 0 K: 0 S: 4	H: 0 LOB: 0 BB: 0 P: 10	R: 1 E: 1 K: 1 S: 10	H: 2 LOB: 1 BB: 0 P: 18	R: 0 E: 0 K: 1 S: 11	H: 1 LOB: 1 BB: 0 P: 15	1B: 7 2B: 2 3B: 0 HR: 1	SF: 2 SAC: 0 DP: 2 HBP: 2	WP: 0 PB: 0 SB: 0 CS: 1	PA: 35					
PITCHER	IP	WLS	BF	H	R	ER	SO	BB	IBB	HBP	BLK	WP	HR	S	P	ERA	WHIP										
Chad Durbin, R ERA: 4.54 (1, 1)	6.0	L	26	7	3	3	2	1	0	1	0	0	0	59	96	4.50	1.333										
Dan Reichert, R ERA: 5.99 (7, 1)	2.0		8	2	1	1	1	0	0	1	0	0	0	14	28	4.50	1.000										

Batter	1	2	3	4	5	6	7	8	9	10	AB	R	H	RBI	BB	SO	LOB	TOP							
Carlos Febles, R OBP: 0.296, SLG: 0.367 Raul Ibanez, L OBP: 0.371, SLG: 0.505 (9, PH)	G4-3		FC6-4 1B		G4-3			K	1B DI HR		4	0	1	0	0	1	0	Kansas City Royals @ Anaheim Angels Edison International Field, Anaheim, CA Thu Sep 06 2001, 10:05 PM EDT Att. 13,763 - Cloudy - 67 F							
Neifi Perez, S OBP: 0.311, SLG: 0.406 (1, 6)	F9		FC6-4 1B		L9			2B G5-3	1B HR		5	2	2	0	0	0	2								
Carlos Beltrán, S OBP: 0.356, SLG: 0.478 (1, 8)	1B		1B		1B			2B G5-3	HR		4	2	4	4	1	0	0								
29 Mike Sweeney, R OBP: 0.372, SLG: 0.561 (1, 10)	K		F8		F9			G5-3	BB E S		4	0	0	0	1	1	6								
Joe Randa, R OBP: 0.299, SLG: 0.363 (1, 5)		P3			G6-3			F7	BB BB		3	0	0	0	2	0	1								
Mark Quinn, R OBP: 0.301, SLG: 0.477 (1, 9)	G5-3				2B			K	BB BB		5	0	2	2	0	2	3								
Gregg Zaun, S OBP: 0.357, SLG: 0.505 (1, 2)	G4-3				F8			P4	G6-3		5	0	0	0	0	0	3								
Dave McCarty, R OBP: 0.324, SLG: 0.403 Luis Alicea, S OBP: 0.327, SLG: 0.370 (9, PH)			FC6-4 1B		F9			G6-3	F9		3	1	1	0	0	0	1								
Donnie Sadler, R OBP: 0.246, SLG: 0.214 Dee Brown, L OBP: 0.305, SLG: 0.365 (9, PH)			1B		F9			G1-3	K		2	0	0	0	0	1	0								
Inning Stats	R: 0 E: 0 K: 1 S: 8	H: 1 LOB: 1 BB: 0 P: 14	R: 0 E: 0 K: 0 S: 6	H: 0 LOB: 0 BB: 0 P: 10	R: 1 E: 0 K: 0 S: 11	H: 3 LOB: 2 BB: 0 P: 18	R: 0 E: 0 K: 0 S: 9	H: 1 LOB: 1 BB: 0 P: 18	R: 0 E: 0 K: 0 S: 7	H: 0 LOB: 0 BB: 0 P: 11	R: 0 E: 0 K: 1 S: 7	H: 1 LOB: 1 BB: 0 P: 12	R: 0 E: 0 K: 0 S: 5	H: 0 LOB: 0 BB: 0 P: 8	R: 2 E: 0 K: 1 S: 13	H: 2 LOB: 2 BB: 2 P: 24	R: 3 E: 0 K: 2 S: 19		H: 3 LOB: 2 BB: 2 P: 37	R: 0 E: 0 K: 0 S: 8	H: 0 LOB: 0 BB: 0 P: 11	1B: 7 2B: 3 3B: 0 HR: 1	SF: 0 SAC: 0 DP: 0 HBP: 0	WP: 0 PB: 0 SB: 1 CS: 0	PA: 45
PITCHER	IP WLS BF H R ER SO	IP WLS BF H R ER SO	IP WLS BF H R ER SO	IP WLS BF H R ER SO	IP WLS BF H R ER SO	IP WLS BF H R ER SO	IP WLS BF H R ER SO	IP WLS BF H R ER SO	IP WLS BF H R ER SO	IP WLS BF H R ER SO	IP WLS BF H R ER SO	IP WLS BF H R ER SO	IP WLS BF H R ER SO	IP WLS BF H R ER SO	IP WLS BF H R ER SO	IP WLS BF H R ER SO	IP WLS BF H R ER SO	IP WLS BF H R ER SO	IP WLS BF H R ER SO	IP WLS BF H R ER SO	ERA WHIP	ERA WHIP	ERA WHIP		
Scott Schoeneweis, L ERA: 5.1	7.1	3.0	3.0	3.0	3.0	3.0	3.0	3.0	3.0	3.0	3.0	3.0	3.0	3.0	3.0	3.0	3.0	3.0	3.0	3.0	3.0	3.68	1.091	3.68	1.091
Al Levine, R ERA: 2.48	0.2	0.0	0.0	0.0	0.0	0.0	0.0	0.0	0.0	0.0	0.0	0.0	0.0	0.0	0.0	0.0	0.0	0.0	0.0	0.0	0.0	0.00	3.000	0.00	3.000
Troy Percival, R ERA: 2.89	1.0	0.0	0.0	0.0	0.0	0.0	0.0	0.0	0.0	0.0	0.0	0.0	0.0	0.0	0.0	0.0	0.0	0.0	0.0	0.0	0.0	0.00	5.000	0.00	5.000
Mike Holtz, L ERA: 4.05	1.0	0.0	0.0	0.0	0.0	0.0	0.0	0.0	0.0	0.0	0.0	0.0	0.0	0.0	0.0	0.0	0.0	0.0	0.0	0.0	0.0	0.00	0.000	0.00	0.000

Batter	1	2	3	4	5	6	7	8	9	10	AB	R	H	RBI	BB	SO	LOB	BOTTOM							
Darin Erstad, L OBP: 0.334, SLG: 0.362 (1, 8)	E 16 2B				2B			G4-3			4	1	3	0	1	0	0	Kansas City Royals @ Anaheim Angels Edison International Field, Anaheim, CA Thu Sep 06 2001, 10:05 PM EDT Att. 13,763 - Cloudy - 67 F							
Adam Kennedy, L OBP: 0.335, SLG: 0.395 (1, 4)	E2 16 2B	P6			F9			F8			5	1	1	0	0	0	4								
16 Garret Anderson, L OBP: 0.309, SLG: 0.474 (1, 7)	HR	L7			HR			L8			5	3	3	2	0	0	2								
Troy Glaus, R OBP: 0.344, SLG: 0.516 (1, 5)	K				K			K			5	0	1	0	0	3	2								
Scott Spiezio, S OBP: 0.336, SLG: 0.457 (1, 3)	G1-3				F7			F7			5	0	0	0	0	0	4								
Tim Salmon, R OBP: 0.372, SLG: 0.399 (1, 9)	HR				HR			K			4	2	2	4	1	1	2								
Bengie Molina, R OBP: 0.323, SLG: 0.358 (1, 2)	K				P3			1B			5	0	2	1	0	2	1								
Jose Fernandez, R OBP: 0.154, SLG: 0.083 (1, 10)					K			F8			4	0	1	0	0	2	1								
Benji Gil, R OBP: 0.339, SLG: 0.506 Orlando Palmeiro, L OBP: 0.317, SLG: 0.322 David Eckstein, R OBP: 0.360, SLG: 0.365 (10, 6)		F8			K			K			3	0	0	0	0	2	1								
Inning Stats	R: 4 E: 1 K: 2 S: 17	H: 4 LOB: 4 BB: 0 P: 24	R: 0 E: 0 K: 0 S: 10	H: 2 LOB: 2 BB: 0 P: 12	R: 0 E: 0 K: 0 S: 7	H: 0 LOB: 1 BB: 1 P: 11	R: 0 E: 0 K: 2 S: 13	H: 1 LOB: 1 BB: 0 P: 15	R: 2 E: 0 K: 2 S: 10	H: 2 LOB: 0 BB: 0 P: 14	R: 0 E: 0 K: 1 S: 7	H: 0 LOB: 0 BB: 0 P: 14	R: 0 E: 0 K: 2 S: 17	H: 1 LOB: 1 BB: 0 P: 22	R: 0 E: 0 K: 0 S: 7	H: 0 LOB: 0 BB: 0 P: 15	R: 1 E: 0 K: 0 S: 10		H: 3 LOB: 2 BB: 0 P: 13	1B: 8 2B: 3 3B: 0 HR: 2	SF: 0 SAC: 0 DP: 0 HBP: 0	WP: 0 PB: 0 SB: 0 CS: 1	PA: 44		
PITCHER	IP WLS BF H R ER SO	IP WLS BF H R ER SO	IP WLS BF H R ER SO	IP WLS BF H R ER SO	IP WLS BF H R ER SO	IP WLS BF H R ER SO	IP WLS BF H R ER SO	IP WLS BF H R ER SO	IP WLS BF H R ER SO	IP WLS BF H R ER SO	IP WLS BF H R ER SO	IP WLS BF H R ER SO	IP WLS BF H R ER SO	IP WLS BF H R ER SO	IP WLS BF H R ER SO	IP WLS BF H R ER SO	IP WLS BF H R ER SO	IP WLS BF H R ER SO	IP WLS BF H R ER SO	IP WLS BF H R ER SO	ERA WHIP	ERA WHIP	ERA WHIP		
Paul Byrd, R ERA: 4.44	5.0	9.0	6.0	6.0	6.0	6.0	6.0	6.0	6.0	6.0	6.0	6.0	6.0	6.0	6.0	6.0	6.0	6.0	6.0	6.0	6.0	10.80	2.000	10.80	2.000
Doug Henry, R ERA: 6.1	1.0	0.0	0.0	0.0	0.0	0.0	0.0	0.0	0.0	0.0	0.0	0.0	0.0	0.0	0.0	0.0	0.0	0.0	0.0	0.0	0.0	0.00	0.000	0.00	0.000
Scott Mullen, L ERA: 1.42	0.2	0.0	0.0	0.0	0.0	0.0	0.0	0.0	0.0	0.0	0.0	0.0	0.0	0.0	0.0	0.0	0.0	0.0	0.0	0.0	0.0	0.00	0.000	0.00	0.000
Cory Bailey, R ERA: 3.39	0.1	0.0	0.0	0.0	0.0	0.0	0.0	0.0	0.0	0.0	0.0	0.0	0.0	0.0	0.0	0.0	0.0	0.0	0.0	0.0	0.0	0.00	0.000	0.00	0.000
Jason Grimsley, R ERA: 2.92	2.0	7.0	1.0	0.0	2.0	1.0	0.0	0.0	0.0	0.0	0.0	0.0	0.0	0.0	0.0	0.0	0.0	0.0	0.0	0.0	0.0	0.00	1.000	0.00	1.000

Batter	1	2	3	4	5	6	7	8	9	AB	R	H	RBI	BB	SO	LOB	TOP			
Luis Rivas, R OBP: 0.310, SLG: 0.357 (1, 4)										3	0	1	0	1	0	0	Minnesota Twins @ Anaheim Angels Edison International Field, Anaheim, CA Sun Sep 09 2001, 4:05 PM EDT Att: 18,157 - Overcast - 72 F			
Cristian Guzman, S OBP: 0.342, SLG: 0.490 (1, 6)										4	1	0	0	0	1	2				
Doug Mientkiewicz, L OBP: 0.397, SLG: 0.487 (1, 3)										4	1	3	0	0	1	0				
Brian Buchanan, R OBP: 0.349, SLG: 0.535 Bobby Kielty, S OBP: 0.274, SLG: 0.319 (9, 9)										4	0	1	2	0	0	2				
Corey Koskie, L OBP: 0.365, SLG: 0.503 (1, 5)										4	0	1	0	0	1	2				
Torii Hunter, R OBP: 0.289, SLG: 0.462 (1, 8)										4	0	0	0	0	0	3				
Matthew LeCroy, R OBP: 0.400, SLG: 1.000 David Ortiz, L OBP: 0.339, SLG: 0.510 (9, PH)										3	1	1	1	0	1	0				
Dustan Mohr, R OBP: 0.150, SLG: 0.111 (1, 7)										3	0	0	0	0	1	0				
Tom Prince, R OBP: 0.306, SLG: 0.399 (1, 2)										3	0	0	0	0	0	0				
Inning Stats	R: 2 H: 2 E: 0 K: 0 S: 16	H: 2 LOB: 1 BB: 1 P: 31	R: 1 H: 1 E: 0 K: 1 S: 7	LOB: 0 BB: 0 P: 8	R: 0 H: 1 E: 0 K: 0 S: 10	LOB: 1 BB: 0 P: 16	R: 0 H: 0 E: 0 K: 0 S: 5	LOB: 0 BB: 0 P: 6	R: 0 H: 0 E: 0 K: 1 S: 8	LOB: 0 BB: 0 P: 12	R: 0 H: 0 E: 0 K: 1 S: 7	LOB: 0 BB: 0 P: 13	R: 0 H: 1 E: 0 K: 0 S: 9	LOB: 0 BB: 0 P: 15	R: 0 H: 2 E: 0 K: 0 S: 10	LOB: 2 BB: 0 P: 14		1B: 5 2B: 2 3B: 0 HR: 1	SF: 0 SAC: 0 DP: 1 HBP: 0	WP: 1 PB: 0 SB: 1 CS: 0
PITCHER	IP WLS BF H R ER SO BB IBB HBP BLK WP HR S P ERA WHIP																			
Jarrod Washburn, L ERA: 3.5 Shigetoshi Hasegawa, R ERA: 3.8 Mike Holtz, L ERA: 4.05 J.B. Mladich, R ERA:	(1, 1) 7.0 L 26 4 3 3 5 1 0 0 0 1 1 60 97 3.86 0.714																			


Batter	1	2	3	4	5	6	7	8	9	AB	R	H	RBI	BB	SO	LOB	BOTTOM			
Darin Erstad, L OBP: 0.331, SLG: 0.360 (1, 8)										4	0	0	0	0	1	1	Minnesota Twins @ Anaheim Angels Edison International Field, Anaheim, CA Sun Sep 09 2001, 4:05 PM EDT Att: 18,157 - Overcast - 72 F			
David Eckstein, R OBP: 0.381, SLG: 0.363 (1, 6)										3	0	1	0	1	1	0				
16 Garret Anderson, L OBP: 0.310, SLG: 0.472 (1, 7)										3	0	1	0	1	0	1				
Troy Glaus, R OBP: 0.348, SLG: 0.519 (1, 5)										3	0	0	0	1	1	3				
Tim Salmon, R OBP: 0.371, SLG: 0.400 (1, 9)										2	0	0	0	2	0	1				
Jose Fernandez, R OBP: 0.190, SLG: 0.158 (1, 10)										4	0	0	0	0	2	3				
Scott Spiezio, S OBP: 0.336, SLG: 0.462 (1, 3)										4	0	1	0	0	0	0				
Bengie Molina, R OBP: 0.327, SLG: 0.372 (1, 2)										4	0	1	0	0	2	2				
Benji Gil, R OBP: 0.335, SLG: 0.500 (1, 4)										3	0	0	0	0	2	3				
Inning Stats	R: 0 H: 0 E: 0 K: 2 S: 13	H: 0 LOB: 1 BB: 2 P: 24	R: 0 H: 1 E: 0 K: 3 S: 13	LOB: 2 BB: 1 P: 21	R: 0 H: 1 E: 0 K: 0 S: 14	LOB: 1 BB: 0 P: 20	R: 0 H: 0 E: 0 K: 0 S: 4	LOB: 0 BB: 0 P: 6	R: 0 H: 1 E: 0 K: 0 S: 10	LOB: 2 BB: 1 P: 17	R: 0 H: 1 E: 0 K: 0 S: 11	LOB: 0 BB: 0 P: 13	R: 0 H: 0 E: 0 K: 1 S: 11	LOB: 1 BB: 1 P: 21	R: 0 H: 0 E: 0 K: 1 S: 10	LOB: 0 BB: 0 P: 14		1B: 4 2B: 0 3B: 0 HR: 0	SF: 0 SAC: 0 DP: 0 HBP: 0	WP: 0 PB: 0 SB: 0 CS: 1
PITCHER	IP WLS BF H R ER SO BB IBB HBP BLK WP HR S P ERA WHIP																			
Eric Milton, L ERA: 4.11 Bob Wells, R ERA: 5.32	(1, 1) 7.0 S 28 0 0 0 2 4 0 0 0 0 0 21 35 0.00 1.143																			


AB 33
R 3
H 7
RBI 3
BB 1
SO 5
LOB 11





AB 30
R 0
H 4
RBI 0
BB 5
SO 9
LOB 14





Batter	1	2	3	4	5	6	7	8	9	AB R H RBI BB SO LOB	TOP																																		
											Seattle Mariners @ Anaheim Angels Edison International Field, Anaheim, CA Tue Sep 11 2001, 10:05 PM EDT livebaseballscorecards.com																																		
																				AB 0 R 0 H 0 RBI 0 BB 0 SO 0 LOB 0																									
																																													
Inning Stats																				1B: 0 SF: 0 WP: 0 PA: 0 2B: 0 SAC: 0 FB: 0 3B: 0 DP: 0 SB: 0 HR: 0 HBP: 0 CS: 0																									
PITCHER										IP		WLS	BF	H	R	ER	SO	BB	IBB	HBP	BLK	WP	HR	S	P	ERA	WHIP	PITCHER	IP	WLS	BF	H	R	ER	SO	BB	IBB	HBP	BLK	WP	HR	S	P	ERA	WHIP


Batter	1	2	3	4	5	6	7	8	9	AB R H RBI BB SO LOB	BOTTOM																																		
											Seattle Mariners @ Anaheim Angels Edison International Field, Anaheim, CA Tue Sep 11 2001, 10:05 PM EDT livebaseballscorecards.com																																		
																				AB 0 R 0 H 0 RBI 0 BB 0 SO 0 LOB 0																									
																																													
Inning Stats																				1B: 0 SF: 0 WP: 0 PA: 0 2B: 0 SAC: 0 FB: 0 3B: 0 DP: 0 SB: 0 HR: 0 HBP: 0 CS: 0																									
PITCHER										IP		WLS	BF	H	R	ER	SO	BB	IBB	HBP	BLK	WP	HR	S	P	ERA	WHIP	PITCHER	IP	WLS	BF	H	R	ER	SO	BB	IBB	HBP	BLK	WP	HR	S	P	ERA	WHIP


Batter	1	2	3	4	5	6	7	8	9	AB R H RBI BB SO LOB	TOP																								
											<p>Seattle Mariners @ Anaheim Angels Edison International Field, Anaheim, CA Wed Sep 12 2001, 10:05 PM EDT</p> <p>livebaseballscorecards.com</p> <p>AB 0 R 0 H 0 RBI 0 BB 0 SO 0 LOB 0</p>  <p>1B: 0 SF: 0 WP: 0 PA: 0 2B: 0 SAC: 0 FB: 0 3B: 0 DP: 0 SB: 0 HR: 0 HBP: 0 CS: 0</p>																								
Inning Stats																																			
PITCHER	IP	WLS	BF	H	R	ER	SO	BB	IBB	HBP	BLK	WP	HR	S	P	ERA	WHIP	PITCHER	IP	WLS	BF	H	R	ER	SO	BB	IBB	HBP	BLK	WP	HR	S	P	ERA	WHIP


Batter	1	2	3	4	5	6	7	8	9	AB R H RBI BB SO LOB	BOTTOM																								
											<p>Seattle Mariners @ Anaheim Angels Edison International Field, Anaheim, CA Wed Sep 12 2001, 10:05 PM EDT</p> <p>livebaseballscorecards.com</p> <p>AB 0 R 0 H 0 RBI 0 BB 0 SO 0 LOB 0</p>  <p>1B: 0 SF: 0 WP: 0 PA: 0 2B: 0 SAC: 0 FB: 0 3B: 0 DP: 0 SB: 0 HR: 0 HBP: 0 CS: 0</p>																								
Inning Stats																																			
PITCHER	IP	WLS	BF	H	R	ER	SO	BB	IBB	HBP	BLK	WP	HR	S	P	ERA	WHIP	PITCHER	IP	WLS	BF	H	R	ER	SO	BB	IBB	HBP	BLK	WP	HR	S	P	ERA	WHIP


Batter	1	2	3	4	5	6	7	8	9	AB R H RBI BB SO LOB	TOP																								
											<p>Oakland Athletics @ Anaheim Angels Edison International Field, Anaheim, CA Thu Sep 13 2001, 10:05 PM EDT</p> <p>livebaseballscorecards.com</p> <p>AB 0 R 0 H 0 RBI 0 BB 0 SO 0 LOB 0</p> 																								
Inning Stats										1B: 0 SF: 0 WP: 0 PA: 0 2B: 0 SAC: 0 FB: 0 3B: 0 DP: 0 SB: 0 HR: 0 HBP: 0 CS: 0																									
PITCHER	IP	WLS	BF	H	R	ER	SO	BB	IBB	HBP	BLK	WP	HR	S	P	ERA	WHIP	PITCHER	IP	WLS	BF	H	R	ER	SO	BB	IBB	HBP	BLK	WP	HR	S	P	ERA	WHIP


Batter	1	2	3	4	5	6	7	8	9	AB R H RBI BB SO LOB	BOTTOM																								
											<p>Oakland Athletics @ Anaheim Angels Edison International Field, Anaheim, CA Thu Sep 13 2001, 10:05 PM EDT</p> <p>livebaseballscorecards.com</p> <p>AB 0 R 0 H 0 RBI 0 BB 0 SO 0 LOB 0</p> 																								
Inning Stats										1B: 0 SF: 0 WP: 0 PA: 0 2B: 0 SAC: 0 FB: 0 3B: 0 DP: 0 SB: 0 HR: 0 HBP: 0 CS: 0																									
PITCHER	IP	WLS	BF	H	R	ER	SO	BB	IBB	HBP	BLK	WP	HR	S	P	ERA	WHIP	PITCHER	IP	WLS	BF	H	R	ER	SO	BB	IBB	HBP	BLK	WP	HR	S	P	ERA	WHIP


Batter	1	2	3	4	5	6	7	8	9	AB R H RBI BB SO LOB	TOP																								
												<p>Oakland Athletics @ Anaheim Angels Edison International Field, Anaheim, CA Fri Sep 14 2001, 10:05 PM EDT</p> <p>livebaseballscorecards.com</p> <p>AB 0 R 0 H 0 RBI 0 BB 0 SO 0 LOB 0</p> 																							
Inning Stats											1B: 0 SF: 0 WP: 0 PA: 0 2B: 0 SAC: 0 FB: 0 3B: 0 DP: 0 SB: 0 HR: 0 HBP: 0 CS: 0																								
PITCHER	IP	WLS	BF	H	R	ER	SO	BB	IBB	HBP	BLK	WP	HR	S	P	ERA	WHIP	PITCHER	IP	WLS	BF	H	R	ER	SO	BB	IBB	HBP	BLK	WP	HR	S	P	ERA	WHIP

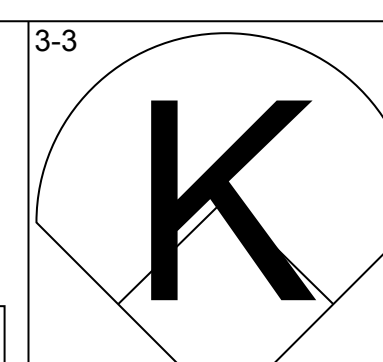
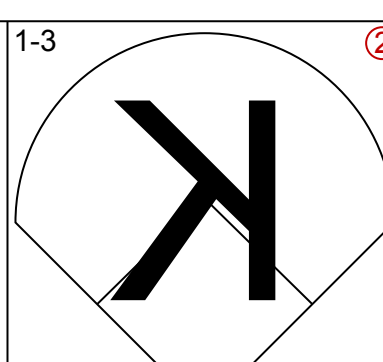
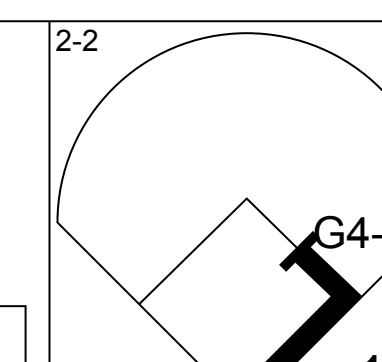
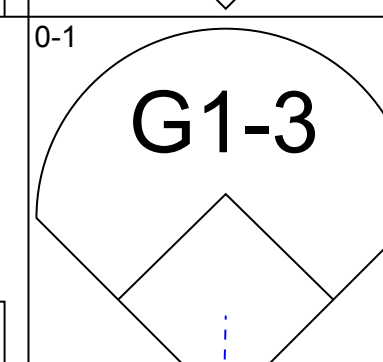
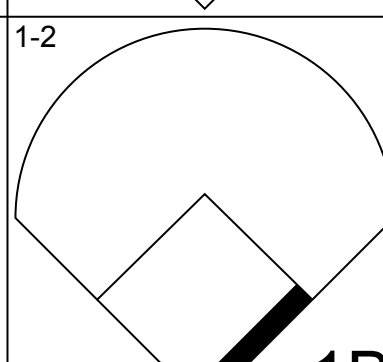
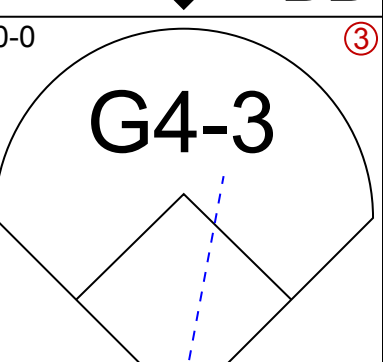
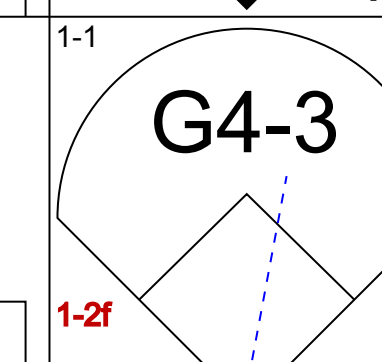
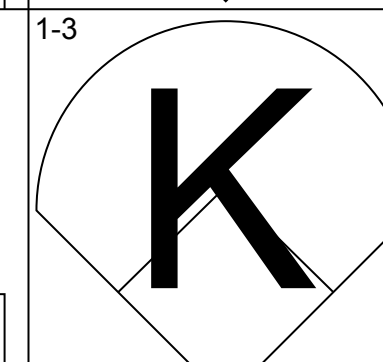
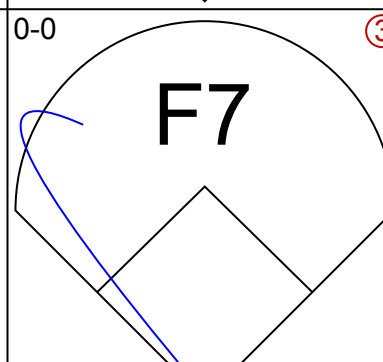
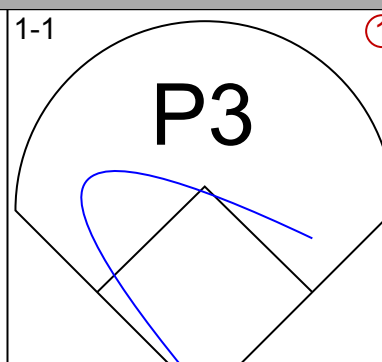
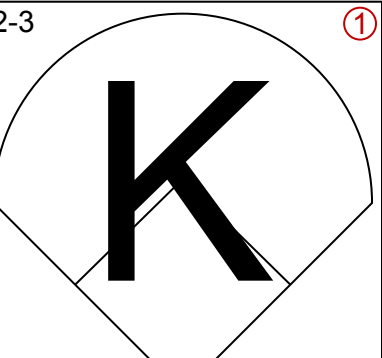
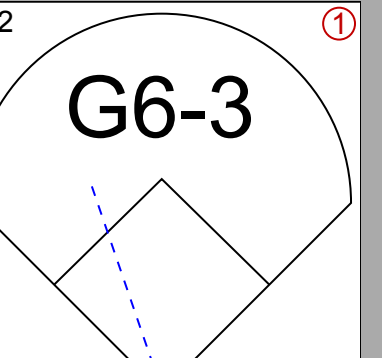
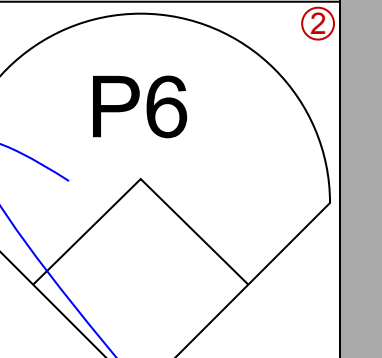
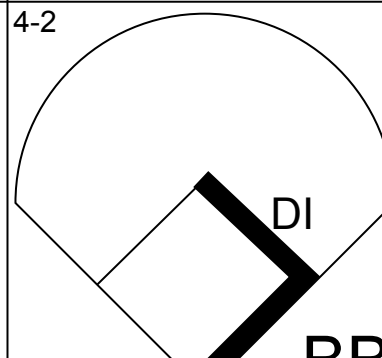
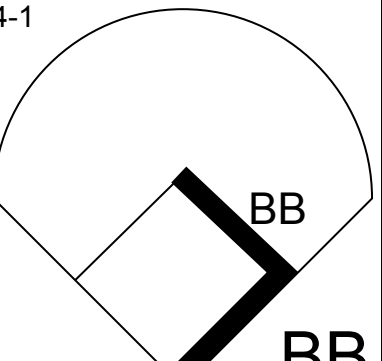
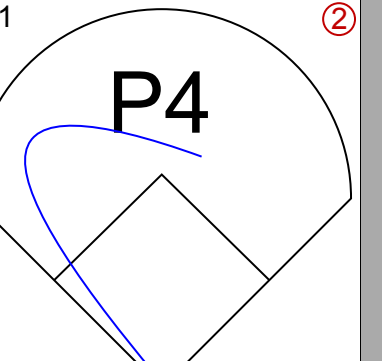
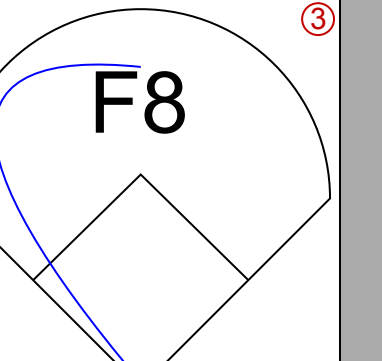
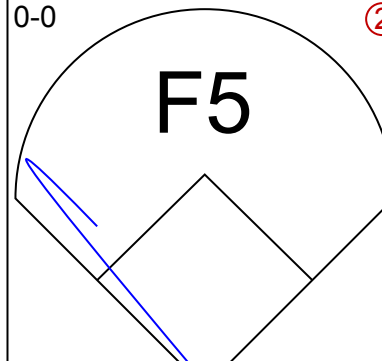
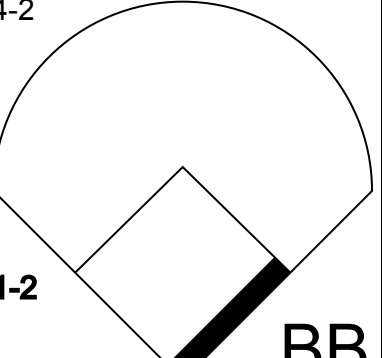
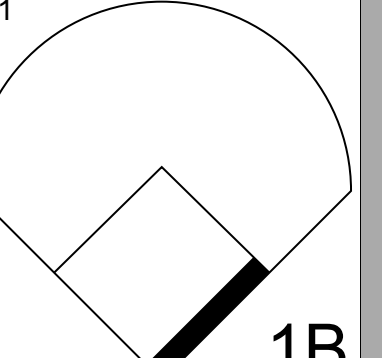
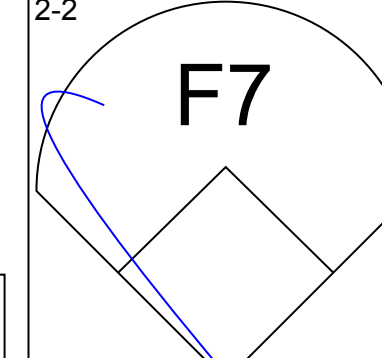
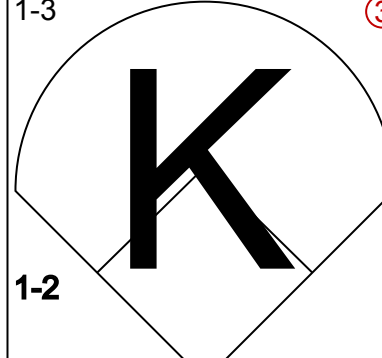
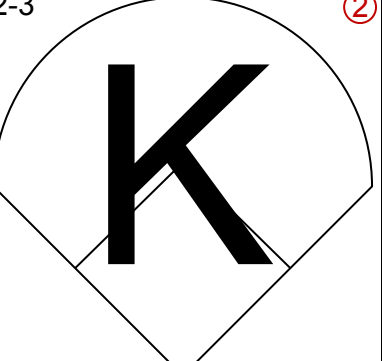
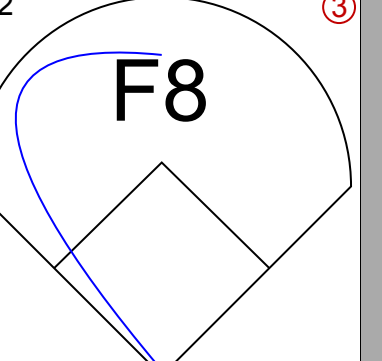
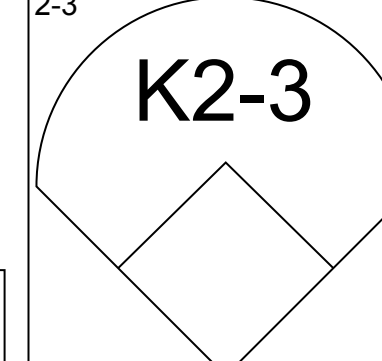
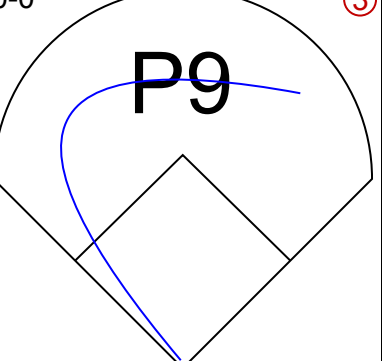
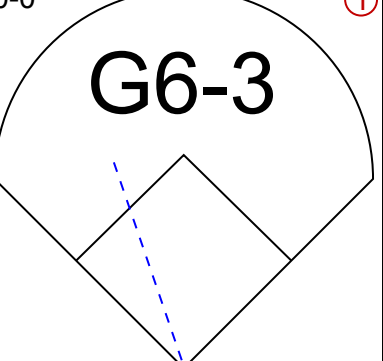
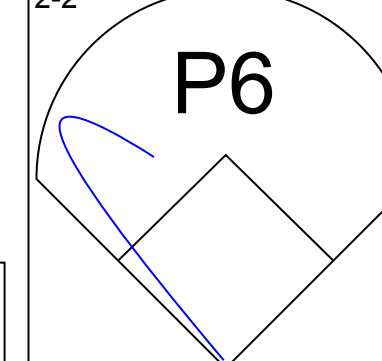

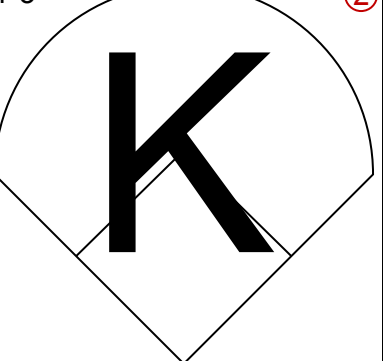
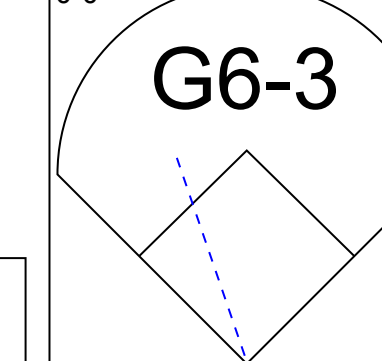
Batter	1	2	3	4	5	6	7	8	9	AB R H RBI BB SO LOB	BOTTOM																								
												<p>Oakland Athletics @ Anaheim Angels Edison International Field, Anaheim, CA Fri Sep 14 2001, 10:05 PM EDT</p> <p>livebaseballscorecards.com</p> <p>AB 0 R 0 H 0 RBI 0 BB 0 SO 0 LOB 0</p> 																							
Inning Stats											1B: 0 SF: 0 WP: 0 PA: 0 2B: 0 SAC: 0 FB: 0 3B: 0 DP: 0 SB: 0 HR: 0 HBP: 0 CS: 0																								
PITCHER	IP	WLS	BF	H	R	ER	SO	BB	IBB	HBP	BLK	WP	HR	S	P	ERA	WHIP	PITCHER	IP	WLS	BF	H	R	ER	SO	BB	IBB	HBP	BLK	WP	HR	S	P	ERA	WHIP

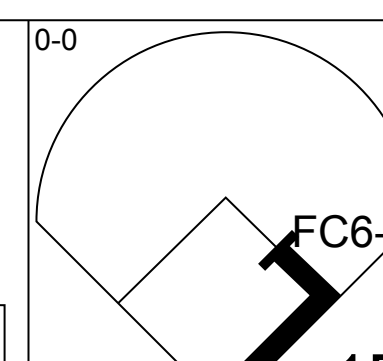
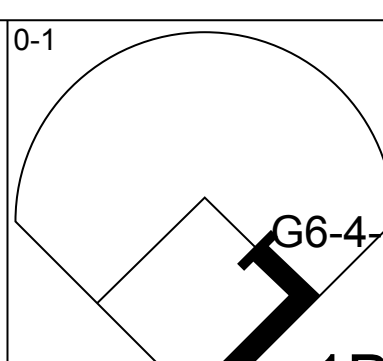
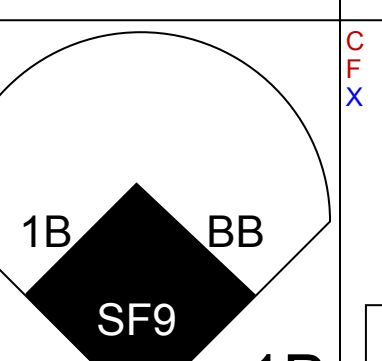
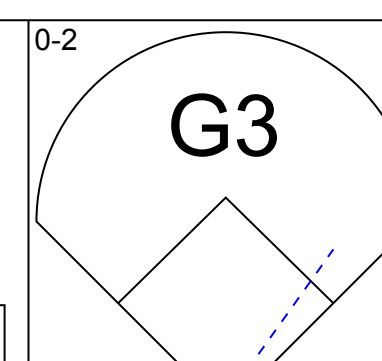
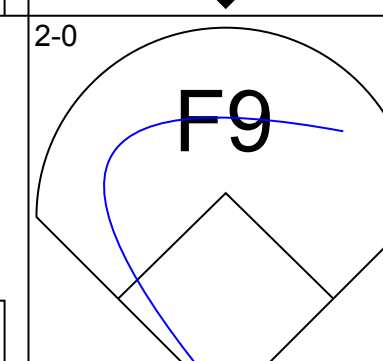
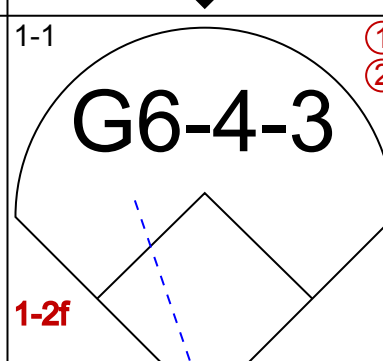
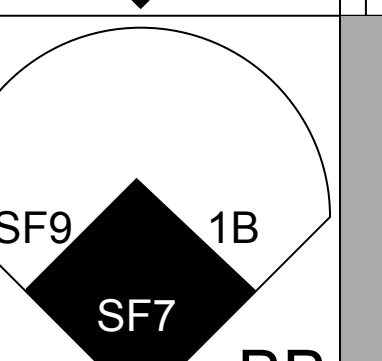
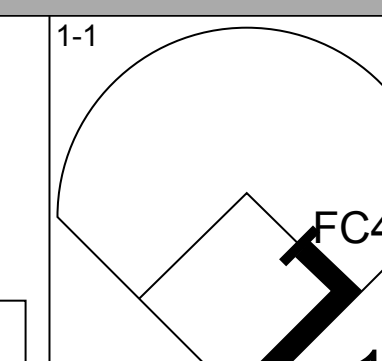
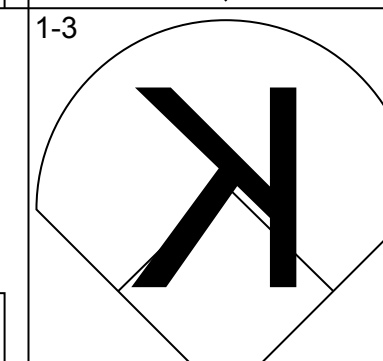
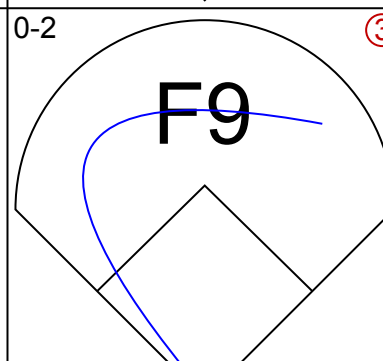
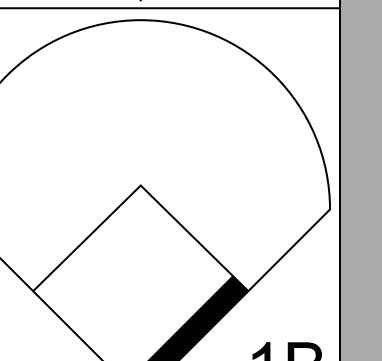
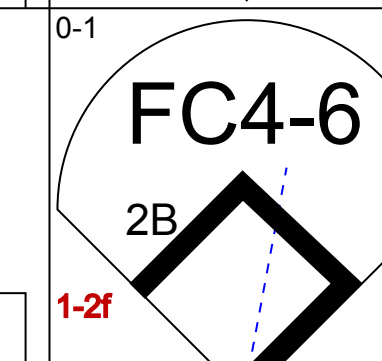
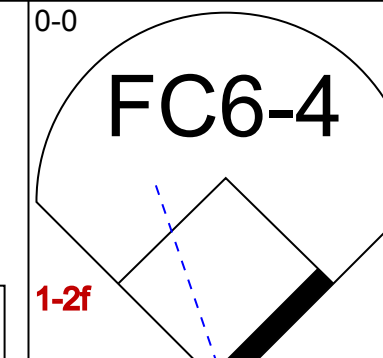
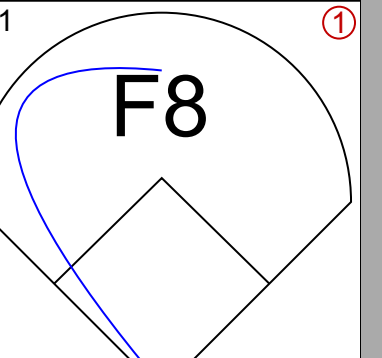
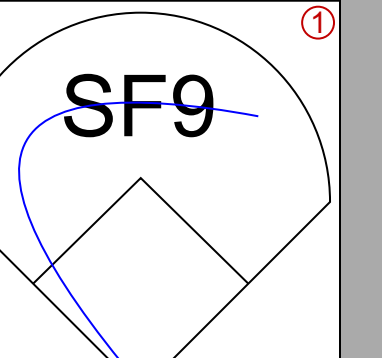
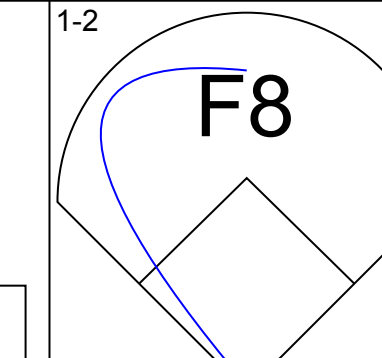
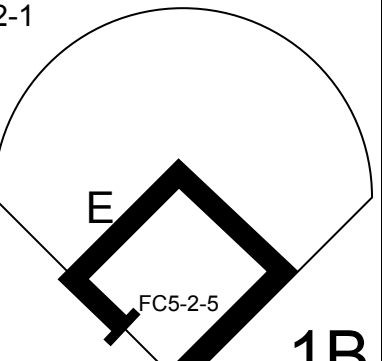
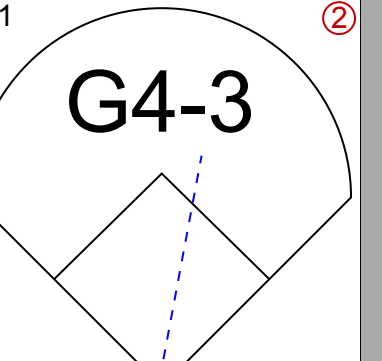
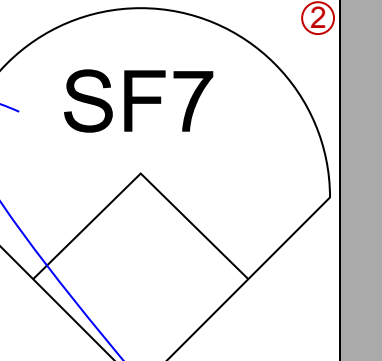
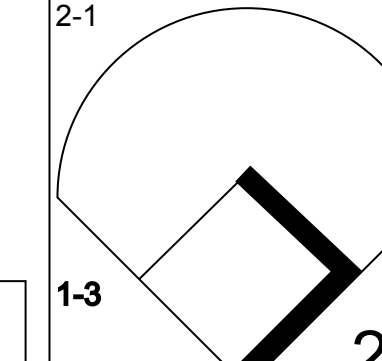
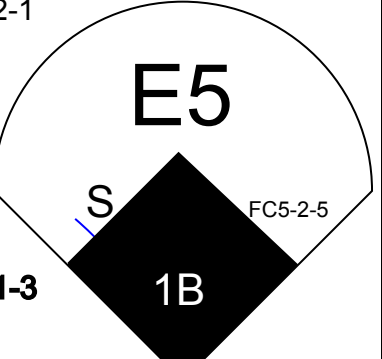
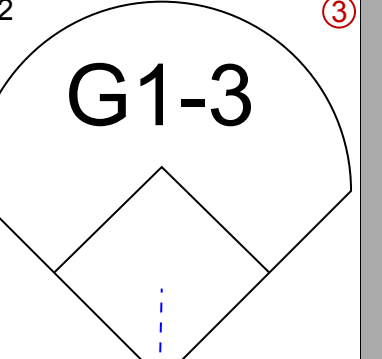
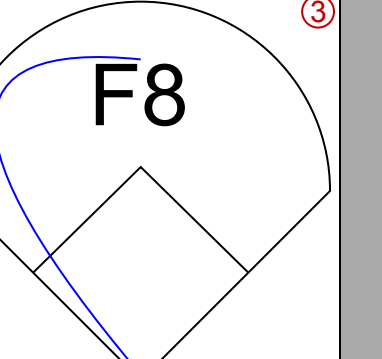
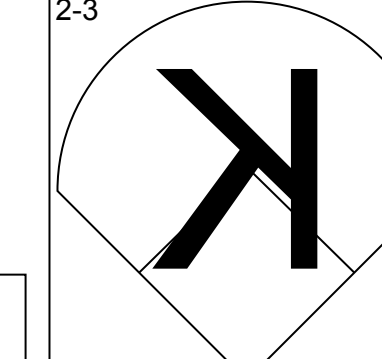
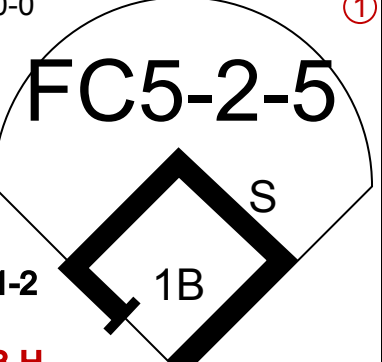
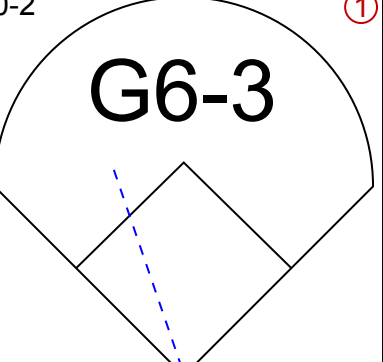
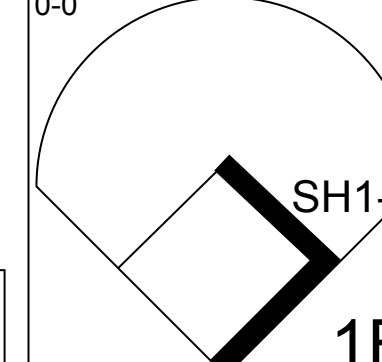
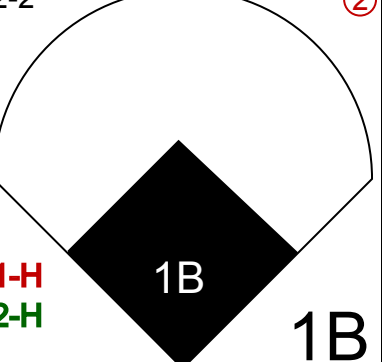
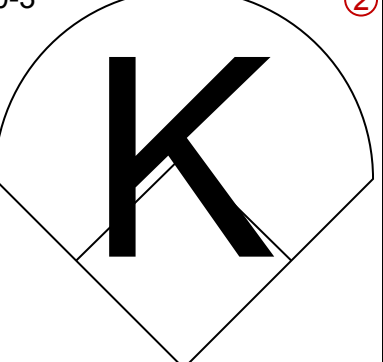
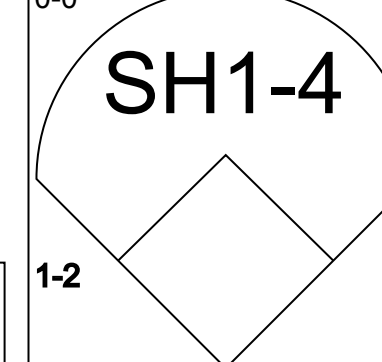
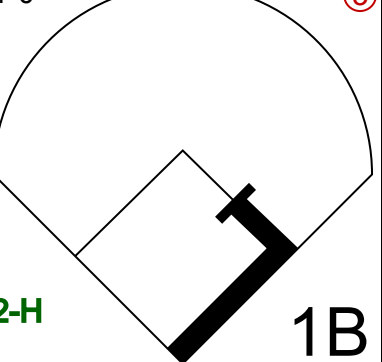
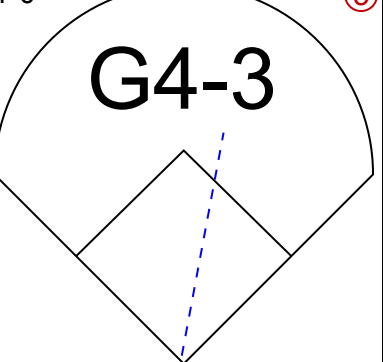
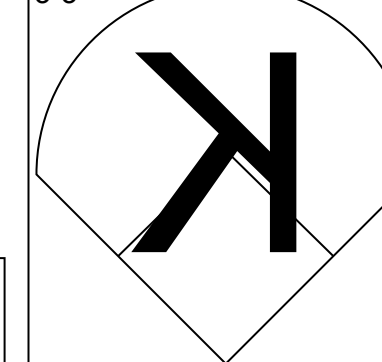
Batter	1	2	3	4	5	6	7	8	9	AB R H RBI BB SO LOB	TOP																								
												<p>Oakland Athletics @ Anaheim Angels Edison International Field, Anaheim, CA Sat Sep 15 2001, 4:05 PM EDT</p> <p>livebaseballscorecards.com</p> <p>AB 0 R 0 H 0 RBI 0 BB 0 SO 0 LOB 0</p> 																							
Inning Stats											1B: 0 SF: 0 WP: 0 PA: 0 2B: 0 SAC: 0 FB: 0 3B: 0 DP: 0 SB: 0 HR: 0 HBP: 0 CS: 0																								
PITCHER	IP	WLS	BF	H	R	ER	SO	BB	IBB	HBP	BLK	WP	HR	S	P	ERA	WHIP	PITCHER	IP	WLS	BF	H	R	ER	SO	BB	IBB	HBP	BLK	WP	HR	S	P	ERA	WHIP

Batter	1	2	3	4	5	6	7	8	9	AB R H RBI BB SO LOB	BOTTOM																								
												<p>Oakland Athletics @ Anaheim Angels Edison International Field, Anaheim, CA Sat Sep 15 2001, 4:05 PM EDT</p> <p>livebaseballscorecards.com</p> <p>AB 0 R 0 H 0 RBI 0 BB 0 SO 0 LOB 0</p> 																							
Inning Stats											1B: 0 SF: 0 WP: 0 PA: 0 2B: 0 SAC: 0 FB: 0 3B: 0 DP: 0 SB: 0 HR: 0 HBP: 0 CS: 0																								
PITCHER	IP	WLS	BF	H	R	ER	SO	BB	IBB	HBP	BLK	WP	HR	S	P	ERA	WHIP	PITCHER	IP	WLS	BF	H	R	ER	SO	BB	IBB	HBP	BLK	WP	HR	S	P	ERA	WHIP

Batter	1	2	3	4	5	6	7	8	9	AB R H RBI BB SO LOB	TOP																								
											<p>Oakland Athletics @ Anaheim Angels Edison International Field, Anaheim, CA Sun Sep 16 2001, 8:05 PM EDT</p> <p>livebaseballscorecards.com</p> <p>AB 0 R 0 H 0 RBI 0 BB 0 SO 0 LOB 0</p> 																								
Inning Stats										1B: 0 SF: 0 2B: 0 SAC: 0 3B: 0 DP: 0 HR: 0 HBP: 0	WP: 0 PA: 0 PB: 0 SB: 0 CS: 0																								
PITCHER	IP	WLS	BF	H	R	ER	SO	BB	IBB	HBP	BLK	WP	HR	S	P	ERA	WHIP	PITCHER	IP	WLS	BF	H	R	ER	SO	BB	IBB	HBP	BLK	WP	HR	S	P	ERA	WHIP

Batter	1	2	3	4	5	6	7	8	9	AB R H RBI BB SO LOB	BOTTOM																								
											<p>Oakland Athletics @ Anaheim Angels Edison International Field, Anaheim, CA Sun Sep 16 2001, 8:05 PM EDT</p> <p>livebaseballscorecards.com</p> <p>AB 0 R 0 H 0 RBI 0 BB 0 SO 0 LOB 0</p> 																								
Inning Stats										1B: 0 SF: 0 2B: 0 SAC: 0 3B: 0 DP: 0 HR: 0 HBP: 0	WP: 0 PA: 0 PB: 0 SB: 0 CS: 0																								
PITCHER	IP	WLS	BF	H	R	ER	SO	BB	IBB	HBP	BLK	WP	HR	S	P	ERA	WHIP	PITCHER	IP	WLS	BF	H	R	ER	SO	BB	IBB	HBP	BLK	WP	HR	S	P	ERA	WHIP

Batter	1	2	3	4	5	6	7	8	9	AB	R	H	RBI	BB	SO	LOB	TOP					
Darin Erstad, L (1, 8) OBP: 0.332, SLG: 0.360										3	0	1	0	1	2	0	<p>Anaheim Angels @ Seattle Mariners</p> <p>Safeco Field, Seattle, WA</p> <p>Tue Sep 18 2001, 7:05 PM PDT</p> <p>Att: 45,294 - Cloudy - 63 F</p>					
David Eckstein, R (1, 6) OBP: 0.358, SLG: 0.360										4	0	1	0	0	0	2						
16 Garret Anderson, L (1, 7) OBP: 0.309, SLG: 0.471										4	0	0	0	0	1	1						
Troy Glaus, R (1, 5) OBP: 0.346, SLG: 0.514										3	0	0	0	1	1	0						
Scott Spiezio, S (1, 3) OBP: 0.334, SLG: 0.457										3	0	0	0	1	0	1						
Tim Salmon, R (1, 9) OBP: 0.371, SLG: 0.398										3	0	1	0	1	1	1						
Adam Kennedy, L (1, 10) OBP: 0.329, SLG: 0.387										3	0	0	0	0	2	3						
Bengie Molina, R (1, 2) OBP: 0.320, SLG: 0.364										3	0	0	0	0	0	2						
Jose Nieves, R (1, 4) OBP: 0.280, SLG: 0.348										3	0	0	0	0	2	0						
Inning Stats	R: 0 E: 0 K: 2 S: 9	H: 0 LOB: 0 BB: 0 P: 13	R: 0 E: 0 K: 2 S: 12	H: 0 LOB: 2 BB: 2 P: 24	R: 0 E: 0 K: 2 S: 10	H: 1 LOB: 1 BB: 0 P: 13	R: 0 E: 0 K: 0 S: 11	H: 1 LOB: 1 BB: 0 P: 14	R: 0 E: 0 K: 1 S: 6	H: 0 LOB: 1 BB: 1 P: 11	R: 0 E: 0 K: 1 S: 7	H: 0 LOB: 0 BB: 0 P: 9	R: 0 E: 0 K: 1 S: 9	H: 0 LOB: 0 BB: 0 P: 15	R: 0 E: 0 K: 0 S: 7	H: 1 LOB: 0 BB: 0 P: 10	R: 0 E: 0 K: 1 S: 8	H: 0 LOB: 1 BB: 1 P: 14	1B: 3 2B: 0 3B: 0 HR: 0	SF: 0 SAC: 0 DP: 1 HBP: 0	WP: 0 PB: 0 CS: 0	PA: 33
PITCHER Freddy Garcia, R (1, 1) ERA: 2.85	IP: 9.0 WLS: W BF: 33	H: 3 R: 0 ER: 0 SO: 9	BB: 4 IBB: 0 HBP: 0 BLK: 0	WP: 0 HR: 0 S: 79 P: 123	ERA: 0.00 WHIP: 0.778	PITCHER																

Batter	1	2	3	4	5	6	7	8	9	AB	R	H	RBI	BB	SO	LOB	BOTTOM			
51 Ichiro Suzuki, L (1, 9) OBP: 0.393, SLG: 0.458										4	1	3	0	0	0	1	<p>Anaheim Angels @ Seattle Mariners</p> <p>Safeco Field, Seattle, WA</p> <p>Tue Sep 18 2001, 7:05 PM PDT</p> <p>Att: 45,294 - Cloudy - 63 F</p>			
Mark McLemore, S (1, 5) OBP: 0.384, SLG: 0.384										3	1	1	0	1	0	2				
Bret Boone, R (1, 4) OBP: 0.367, SLG: 0.580										4	0	1	0	0	1	2				
Edgar Martinez, R (1, 10) OBP: 0.427, SLG: 0.541										3	0	0	1	0	0	2				
John Olerud, L (1, 3) OBP: 0.399, SLG: 0.458										3	0	2	1	0	0	0				
Mike Cameron, R (1, 8) OBP: 0.351, SLG: 0.490										4	1	0	0	0	1	4				
Stan Javier, S (1, 7) OBP: 0.380, SLG: 0.379										3	0	1	0	0	0	2				
Dan Wilson, R (1, 2) OBP: 0.308, SLG: 0.389										2	1	1	1	0	1	0				
Carlos Guillen, S (1, 6) OBP: 0.317, SLG: 0.338										3	0	1	0	0	1	1				
Inning Stats	R: 0 E: 0 K: 1 S: 6	H: 1 LOB: 1 BB: 0 P: 9	R: 2 E: 1 K: 0 S: 9	H: 3 LOB: 0 BB: 0 P: 16	R: 0 E: 0 K: 0 S: 7	H: 1 LOB: 0 BB: 0 P: 8	R: 0 E: 0 K: 0 S: 8	H: 0 LOB: 0 BB: 0 P: 12	R: 0 E: 0 K: 1 S: 8	H: 0 LOB: 0 BB: 0 P: 9	R: 2 E: 0 K: 0 S: 7	H: 2 LOB: 1 BB: 1 P: 18	R: 0 E: 0 K: 1 S: 8	H: 1 LOB: 1 BB: 0 P: 11	R: 0 E: 0 K: 1 S: 12	H: 2 LOB: 2 BB: 0 P: 18	1B: 9 2B: 1 3B: 0 HR: 0	SF: 2 SAC: 1 DP: 1 HBP: 0	WP: 0 PB: 0 CS: 0	PA: 33
PITCHER Ramon Ortiz, R (1, 1) ERA: 4.31	IP: 8.0 WLS: L BF: 33	H: 10 R: 4 ER: 3 SO: 4	BB: 1 IBB: 0 HBP: 0 BLK: 0	WP: 0 HR: 0 S: 65 P: 101	ERA: 3.38 WHIP: 1.375	PITCHER														

AB 29
R 0
H 3
RBI 0
BB 4
SO 9
LOB 10




AB 29
R 4
H 10
RBI 3
BB 1
SO 4
LOB 14





Batter	1	2	3	4	5	6	7	8	9	AB	R	H	RBI	BB	SO	LOB	TOP										
Darin Erstad, L (1, 8) OBP: 0.331, SLG: 0.359	2-1 P3		0-1 G3			2-1 16 1B	1-0 F8			4	0	1	0	0	0	2	Anaheim Angels @ Seattle Mariners Safeco Field, Seattle, WA Wed Sep 19 2001, 7:05 PM PDT Att: 45,459 - Sunny - 64 F										
David Eckstein, R (1, 6) OBP: 0.357, SLG: 0.359	1-3 K			0-1 BB		1-0 F9	1-1 F8			4	0	1	0	0	1	3											
16 Garret Anderson, L (1, 7) OBP: 0.309, SLG: 0.469	1-0 G4-3			0-1 P5		1-1 BB	1-3 1B		2-3 K	4	0	1	0	0	1	1											
Troy Glaus, R (1, 5) OBP: 0.346, SLG: 0.511		0-0 F9		4-0 BB		3-1 L5		2-3 K		3	0	0	0	1	1	2											
Tim Salmon, R (1, 9) OBP: 0.374, SLG: 0.397		4-1 BB		2-1 F2		4-2 BB		4-2 DI BB		1	0	0	0	3	0	2											
Jose Fernandez, R (1, 10) OBP: 0.187, SLG: 0.136 (8, PH) Scott Spiezio, S (8, PH) OBP: 0.333, SLG: 0.456		1-2 F9		0-2 F8		3-3 K		3-2 L3		3	0	0	0	0	1	6											
Benjie Molina, R (1, 2) OBP: 0.316, SLG: 0.359		0-0 L6			1-0 F9		2-2 F8		1-3 K	4	0	0	0	0	1	1											
Benji Gil, R (1, 3) OBP: 0.335, SLG: 0.498 (7, PR) Adam Kennedy, L (7, PR) OBP: 0.326, SLG: 0.386 (7, 4)			2-2 F8		3-3 K		1-2 1B		2-2 G4-3	3	0	1	0	0	1	0											
Jose Nieves, R (1, 4) OBP: 0.276, SLG: 0.333 (7, 3)			1-3 K		2-2 F7		0-1 1B		1-2 P4	4	0	1	0	0	1	0											
Inning Stats	R: 0 E: 0 K: 1 S: 7	H: 0 LOB: 0 BB: 0 P: 11	R: 0 E: 0 K: 0 S: 6	H: 0 LOB: 1 BB: 1 P: 11	R: 0 E: 0 K: 1 S: 8	H: 0 LOB: 0 BB: 0 P: 11	R: 0 E: 0 K: 0 S: 9	H: 1 LOB: 2 BB: 1 P: 15	R: 0 E: 0 K: 1 S: 7	H: 0 LOB: 0 BB: 0 P: 13	R: 0 E: 0 K: 1 S: 14	H: 2 LOB: 3 BB: 1 P: 28	R: 0 E: 0 K: 0 S: 12	H: 2 LOB: 0 BB: 0 P: 17	R: 0 E: 0 K: 2 S: 14	H: 0 LOB: 1 BB: 1 P: 25		R: 0 E: 0 K: 1 S: 9	H: 0 LOB: 0 BB: 0 P: 13	1B: 5 2B: 0 3B: 0 HR: 0	SF: 0 SAC: 0 DP: 0 HBP: 0	WP: 0 PB: 0 CS: 0	PA: 36				
PITCHER	IP	WLS	BF	H	R	ER	SO	BB	IBB	HBP	BLK	WP	HR	S	P	ERA	WHIP										
Jamie Moyer, L (1, 1) ERA: 3.25	6.0	W	24	3	0	0	4	3	0	0	0	0	0	51	89	0.00	1.000										
Jose Paniagua, R (7, 1) ERA: 4.7	0.1		3	2	0	0	0	0	0	0	0	0	0	9	12	0.00	6.000										
Arthur Rhodes, L (7, 1) ERA: 1.45	0.2		2	0	0	0	0	0	0	0	0	0	0	3	5	0.00	0.000										
Jeff Nelson, R (8, 1) ERA: 2.75	1.0		4	0	0	0	2	1	0	0	0	0	0	14	25	0.00	1.000										
Kazuhiko Sasaki, R (9, 1) ERA: 3.25	1.0		3	0	0	0	1	0	0	0	0	0	0	9	13	0.00	0.000										

Batter	1	2	3	4	5	6	7	8	9	AB	R	H	RBI	BB	SO	LOB	BOTTOM											
51 Ichiro Suzuki, L (1, 9) OBP: 0.382, SLG: 0.458	0-0 B1-3	1-0 F7			1-0 E6		3-2 2B			4	1	1	0	0	0	1	Anaheim Angels @ Seattle Mariners Safeco Field, Seattle, WA Wed Sep 19 2001, 7:05 PM PDT Att: 45,459 - Sunny - 64 F											
Carlos Guillen, S (1, 6) OBP: 0.321, SLG: 0.340	4-0 BB BB		0-1 G3		2-1 FC6-4	1-3 1B	1-0 F8			3	0	2	0	1	0	1												
Bret Boone, R (1, 4) OBP: 0.366, SLG: 0.577	4-1 BB		3-2 G3		3-2 FC6-4	1-2 HR	3-2 G5-3			3	1	0	1	1	0	3												
Edgar Martinez, R (1, 10) OBP: 0.427, SLG: 0.547	4-2 BB		2-3 K		1-2 3-H	3-1 HR	1-0 G6-3			3	1	1	2	1	1	2												
John Olerud, L (1, 3) OBP: 0.398, SLG: 0.455	3-2 G6-4-3		2-1 G3		1-2 F7			4-1 BB		3	0	0	0	1	0	4												
Mike Cameron, R (1, 8) OBP: 0.352, SLG: 0.469		4-2 2B BB		2-0 G5-3		1-1 1B		1-3 K		3	2	1	0	1	1	1												
Jay Buhner, R (1, 7) OBP: 0.368, SLG: 0.353 Charles Gipson, R (6, PR) OBP: 0.226, SLG: 0.213 (7, 7)		0-0 F8		0-2 G5-3		2-1 1B	1-H G6-4-3	0-3 K		3	0	1	1	0	0	1												
Dan Wilson, R (1, 2) OBP: 0.305, SLG: 0.385		0-2 F7		3-2 G3-1		0-2 G6-4-3		2-3 K		4	0	0	0	0	1	3												
Mark McLemore, S (1, 5) OBP: 0.384, SLG: 0.387		2-0 1-H 2B		1-2 F9		1-1 F9				3	0	1	1	0	0	1												
Inning Stats	R: 0 E: 0 K: 0 S: 10	H: 0 LOB: 2 BB: 3 P: 25	R: 1 E: 0 K: 0 S: 9	H: 1 LOB: 1 BB: 1 P: 16	R: 0 E: 0 K: 1 S: 12	H: 1 LOB: 0 BB: 0 P: 19	R: 0 E: 0 K: 0 S: 7	H: 0 LOB: 0 BB: 0 P: 12	R: 3 E: 1 K: 0 S: 14	H: 2 LOB: 0 BB: 0 P: 25	R: 1 E: 0 K: 0 S: 9	H: 2 LOB: 1 BB: 0 P: 13	R: 0 E: 0 K: 0 S: 9	H: 1 LOB: 1 BB: 0 P: 17	R: 0 E: 0 K: 3 S: 11	H: 0 LOB: 1 BB: 1 P: 18		R: 0 E: 0 K: 1 S: 9	H: 0 LOB: 0 BB: 0 P: 13	1B: 4 2B: 2 3B: 0 HR: 1	SF: 0 SAC: 0 DP: 2 HBP: 0	WP: 0 PB: 1 CS: 0	PA: 35					
PITCHER	IP	WLS	BF	H	R	ER	SO	BB	IBB	HBP	BLK	WP	HR	S	P	ERA	WHIP											
Scott Schoeneweis, L (1, 1) ERA: 5.01	5.0	L	23	4	4	1	1	4	0	0	0	0	0	9	52	97	1.80	1.600										
Lou Poffo, R (6, 1) ERA: 2.87	1.0		4	2	1	1	0	0	0	0	0	0	0	9	13	9.00	2.000											
Al Levine, R (7, 1) ERA: 2.44	1.0		4	1	0	0	0	0	0	0	0	0	0	9	17	0.00	1.000											
Troy Percival, R (8, 1) ERA: 2.8	1.0		4	0	0	0	3	1	0	0	0	0	0	11	18	0.00	1.000											



Batter	1	2	3	4	5	6	7	8	9	AB	R	H	RBI	BB	SO	LOB	TOP										
Darin Erstad, L (1, 8) OBP: 0.333, SLG: 0.358	4-2 SH BB	2-2 CS	2-1 L6		4-0 1B SF8 BB	4-2 BB		0-2 G3		2	1	0	0	3	0	2	Anaheim Angels @ Seattle Mariners Safeco Field, Seattle, WA Thu Sep 20 2001, 3:35 PM PDT Att: 44,768 - Cloudy - 66 F										
David Eckstein, R (1, 6) OBP: 0.358, SLG: 0.360	0-0 SH		1-1 16 HR 1B		0-0 BB	0-1 L4		0-2 G4-3		4	1	2	0	0	0	5											
16 Garret Anderson, L (1, 7) OBP: 0.309, SLG: 0.474	1-1 F8		0-0 1H HR		1-3 K		0-2 G6-3		2-2 SH 1B	5	2	2	2	0	1	4											
Scott Spiezio, S (1, 3) OBP: 0.335, SLG: 0.456	4-1 BB		0-2 1B		0-0 SF8		2-2 F9		0-0 SH 1B	2	1	1	1	1	0	0											
Troy Glaus, R (1, 5) OBP: 0.345, SLG: 0.508	0-3 K		1-0 F9		3-H G3		1-2 G5-3		1-1 HBP 1B	5	0	1	1	0	1	5											
Tim Salmon, R (1, 9) OBP: 0.375, SLG: 0.399	1-3 K		0-2 F8			1-1 G6-3		3-2 SH1-3 1B	0-0 HBP 1B	5	1	2	1	0	1	4											
Adam Kennedy, L (1, 4) OBP: 0.328, SLG: 0.384		0-0 B1-3		1-3 K		2-2 BB BB 1B		0-0 SH1-3	2-1 F8	4	0	1	0	0	1	2											
Bengie Molina, R (1, 2) OBP: 0.317, SLG: 0.357		1-1 G6-3		1-3 K		0-0 F8		2-1 G3 1B	2-0 G6-3 HBP	4	0	1	1	0	1	1											
Orlando Palmeiro, L (1, 10) OBP: 0.325, SLG: 0.332		0-1 CS 1B		0-0 F7		4-2 BB		1-2 G3 1B	0-0 G6-3	2	0	1	0	1	0	0											
Jose Nieves, R (8, PH) OBP: 0.250, SLG: 0.345						1-2 BB		1-2 G3 1B	1-2 G6-3	2	0	1	0	0	0	3											
Inning Stats	R: 0 E: 1 K: 2 S: 13	H: 0 LOB: 3 BB: 2 P: 23	R: 0 E: 0 K: 0 S: 9	H: 1 LOB: 0 BB: 0 P: 11	R: 2 E: 0 K: 0 S: 12	H: 3 LOB: 1 BB: 0 P: 16	R: 0 E: 0 K: 2 S: 8	H: 0 LOB: 0 BB: 0 P: 10	R: 1 E: 0 K: 1 S: 7	H: 1 LOB: 1 BB: 1 P: 14	R: 0 E: 0 K: 0 S: 13	H: 1 LOB: 3 BB: 2 P: 23	R: 0 E: 0 K: 0 S: 9	H: 0 LOB: 0 BB: 0 P: 12	R: 1 E: 0 K: 0 S: 17	H: 3 LOB: 2 BB: 0 P: 22	R: 2 E: 1 K: 0 S: 10	H: 3 LOB: 2 BB: 0 P: 17	1B: 10 2B: 1 3B: 0 HR: 1	SF: 1 SAC: 3 DP: 1 HBP: 1	WP: 0 PB: 0 SB: 1 CS: 1	PA: 46					
PITCHER	IP	WLS	BF	H	R	ER	SO	BB	IBB	HBP	BLK	WP	HR	S	P	ERA	WHIP										
Aaron Sele, R (1, 1) ERA: 3.72	7.0		32	6	3	3	5	5	0	0	0	0	1	71	109	3.86	1.571										
John Halama, L (8, 1) ERA: 4.95	1.0	L	6	3	1	1	0	0	0	0	0	0	0	17	22	9.00	3.000										
Norm Charlton, L (9, 1) ERA: 3.21	1.0		7	3	2	1	0	0	0	1	0	0	0	10	17	9.00	3.000										

Batter	1	2	3	4	5	6	7	8	9	AB	R	H	RBI	BB	SO	LOB	BOTTOM										
Stan Javier, S (1, 9) OBP: 0.385, SLG: 0.380	4-1 G3 SF7 BB		4-2 BB		1-1 1B 1B		2-3 K			2	2	1	0	2	1	0	Anaheim Angels @ Seattle Mariners Safeco Field, Seattle, WA Thu Sep 20 2001, 3:35 PM PDT Att: 44,768 - Cloudy - 66 F										
Carlos Guillen, S (1, 6) OBP: 0.320, SLG: 0.339	1-1 G3		2-3 K		1-2 1B		3-1 G4-3			4	0	1	0	0	1	2											
Mike Cameron, R (1, 8) OBP: 0.353, SLG: 0.490	2-2 SF7			1-1 BB BB 1B	1-0 1B		1-3 K			3	0	2	2	0	1	0											
Edgar Martinez, R (1, 10) OBP: 0.424, SLG: 0.542	0-1 L9			0-2 F7	1-2 F7			2-3 K		4	0	0	0	0	1	3											
Jay Buhner, R (1, 7) OBP: 0.348, SLG: 0.300		1-3 K		4-2 BB BB	2-3 K			0-3 K		3	0	0	0	1	3	2											
Ed Sprague, R (1, 3) OBP: 0.408, SLG: 0.492		3-2 F8		4-2 BB BB		0-2 G3-1 SH5-3 1B		0-0 F7		2	0	1	0	1	0	0											
Gene Kingsale, S (6, FR) ERA: 3.53				1-2 FC5-4 BB						1	0	0	0	0	0	0											
Pat Borders, R (1, 2) OBP: 0.391, SLG: 0.457		0-2 G6-3		1-1 FC5-4	1-2 SH5-3		0-1 F7		1-1 F7	2	0	0	0	0	0	2											
51 Ichiro Suzuki, L (9, PH) OBP: 0.391, SLG: 0.457				1-1 FC5-4	1-2 SH5-3		1-2 F7			1	0	0	0	0	0	0											
Charles Gipson, R (1, 5) OBP: 0.232, SLG: 0.260			0-0 G6-3		3-2 SF7 3B		0-1 G3-1		0-2 G3	3	1	1	0	0	0	2											
Mark McLemore, S (9, PH) OBP: 0.353, SLG: 0.386							2-3 G3-1			1	0	0	0	0	0	0											
Ramón Vázquez, L (1, 4) OBP: 0.111, SLG: 0.125			0-1 G6-3		1-2 SF7		2-2 G3-1		2-2 F9	3	0	0	1	0	0	2											
Inning Stats	R: 1 E: 0 K: 0 S: 9	H: 0 LOB: 1 BB: 1 P: 16	R: 0 E: 0 K: 1 S: 11	H: 0 LOB: 0 BB: 0 P: 15	R: 0 E: 0 K: 1 S: 9	H: 0 LOB: 1 BB: 1 P: 15	R: 0 E: 0 K: 0 S: 11	H: 1 LOB: 2 BB: 2 P: 21	R: 2 E: 0 K: 1 S: 21	H: 4 LOB: 2 BB: 0 P: 31	R: 0 E: 0 K: 0 S: 10	H: 1 LOB: 2 BB: 0 P: 12	R: 0 E: 0 K: 2 S: 8	H: 0 LOB: 0 BB: 0 P: 14	R: 0 E: 0 K: 2 S: 7	H: 0 LOB: 0 BB: 0 P: 9	R: 0 E: 0 K: 0 S: 11	H: 0 LOB: 0 BB: 0 P: 14	1B: 5 2B: 0 3B: 1 HR: 0	SF: 2 SAC: 1 DP: 0 HBP: 0	WP: 0 PB: 0 SB: 1 CS: 0	PA: 36					
PITCHER	IP	WLS	BF	H	R	ER	SO	BB	IBB	HBP	BLK	WP	HR	S	P	ERA	WHIP										
Jarrod Washburn, L (1, 1) ERA: 3.53	6.0		27	6	3	3	3	4	0	0	0	0	0	15	23	0.00	0.000										
Shigetoshi Hasegawa, R (7, 1) ERA: 3.65	2.0	W	6	0	0	0	4	0	0	0	0	0	0	15	23	0.00	0.000										
Troy Percival, R (9, 1) ERA: 2.75	1.0	S	3	0	0	0	0	0	0	0	0	0	0	11	14	0.00	0.000										

Batter	1	2	3	4	5	6	7	8	9	AB	R	H	RBI	BB	SO	LOB	TOP					
Darin Erstad, L (1.8) OBP: 0.334, SLG: 0.365	2-1 SH1-3 16 G6-3 2B		3-1 G3		0-0 F7		3-2 HR	2-2 SF9		4	2	2	2	0	0	0						
David Eckstein, R (1.6) OBP: 0.358, SLG: 0.359	1-0 SH1-3 2-3		1-0 2B 1B		2-1 E6 16 S		3-3 K	0-2 G6-3		4	1	1	0	0	1	2						
16 Garret Anderson, L (1.7) OBP: 0.310, SLG: 0.472	1-1 G6-3 3-H		0-1 F7		1-1 G4-3 1-2		4-1 BB		0-2 BB 1B	4	0	1	1	1	0	2						
Scott Spiezio, S (1.3) OBP: 0.336, SLG: 0.460	1-0 2B		1-1 2B		0-0 P3		2-2 G5-3		1-2 P6	5	0	2	1	0	0	2						
Troy Glaus, R (1.5) OBP: 0.348, SLG: 0.510	4-2 CS BB		2-1 G6-3		4-1 HR BB		0-1 HBP 1B 2B		4-2 BB	2	2	1	0	3	0	1						
Tim Salmon, R (1.9) OBP: 0.377, SLG: 0.407	0-1 CS 1-2	1-0 F9		2-2 G6-4-3 1B		0-1 HR		4-2 HBP 1B BB	1-1 P3	4	2	2	2	1	0	2						
Adam Kennedy, L (1.4) OBP: 0.329, SLG: 0.385			0-0 2B	2-3 K		1-1 F5		2-0 SH5-4 1B SF9 HBP	2-2 G4-3	4	1	1	0	0	1	3	AB 34 R 8 H 11 RBI 8 BB 5 SO 2 LOB 15					
Bengie Molina, R (1.2) OBP: 0.317, SLG: 0.356		2-0 F9		0-0 G6-4-3		1-2 F3		2-2 SH5-4 1B		4	0	1	2	0	0	2						
Benji Gil, R (8, PR) OBP: 0.335, SLG: 0.498										0	0	0	0	0	0	0						
Jorge Fabregas, L (8, 2) OBP: 0.246, SLG: 0.318										0	0	0	0	0	0	0						
Orlando Palmeiro, L (1, 10) OBP: 0.321, SLG: 0.327		0-1 G4-3			2-2 F8		1-1 F8	0-0 SH5-4		3	0	0	0	0	0	1						
Inning Stats	R: 1 E: 0 K: 0 S: 9	H: 2 LOB: 1 BB: 1 P: 18	R: 0 E: 0 K: 0 S: 5	H: 1 LOB: 1 BB: 0 P: 8	R: 1 E: 0 K: 1 S: 9	H: 2 LOB: 0 BB: 0 P: 16	R: 0 E: 0 K: 1 S: 8	H: 1 LOB: 0 BB: 0 P: 12	R: 0 E: 1 K: 0 S: 8	H: 0 LOB: 1 BB: 0 P: 13	R: 2 E: 0 K: 0 S: 9	H: 1 LOB: 1 BB: 1 P: 15	R: 1 E: 0 K: 1 S: 15	H: 1 LOB: 1 BB: 1 P: 28	R: 3 E: 0 K: 0 S: 17	H: 2 LOB: 2 BB: 1 P: 27	R: 0 E: 0 K: 0 S: 13	H: 1 LOB: 2 BB: 1 P: 21	1B: 4 2B: 5 3B: 0 HR: 2	SF: 1 SAC: 2 DP: 1 HBP: 1	WP: 0 PB: 0 SB: 1 CS: 1	PA: 44
PITCHER	IP WLS BF H R ER SO BB IBB HBP BLK WP HR S P ERA WHIP	IP WLS BF H R ER SO BB IBB HBP BLK WP HR S P ERA WHIP																				
Rob Bell, R (1, 1) ERA: 6.56	6.2 W 29 8 5 5 2 2 0 0 0 0 2 59 100 6.75 1.500																					
Mike Venfro, L (7, 1) ERA: 4.57	0.1 S 9 1 3 3 0 2 0 1 0 0 0 10 22 81.00 9.000																					
59 Jeff Zimmerman, R (8, 1) ERA: 2.54	2.0 S 9 2 0 0 0 1 0 0 0 0 0 24 36 0.00 1.500																					

Anaheim Angels @ Texas Rangers
The Ballpark at Arlington, Arlington, TX
Fri Sep 21 2001, 8:05 PM EDT
Att: 37,291 - Cloudy - 82 F

AB	34
R	8
H	11
RBI	8
BB	5
SO	2
LOB	15



Batter	1	2	3	4	5	6	7	8	9	AB	R	H	RBI	BB	SO	LOB	BOTTOM			
Frank Catalanotto, L (1, 7) OBP: 0.400, SLG: 0.511	1-1 G6-4-3 1B		3-2 CS 1B		3-3 K		2-2 F7	2-1 F9		5	0	2	0	0	1	4				
10 Michael Young, R (1, 4) OBP: 0.302, SLG: 0.424	2-2 G6-4-3 1-2		2-3 K		1-3 K		2-0 F5	0-1 G6-3		5	0	0	0	0	2	3				
Alex Rodriguez, R (1, 6) OBP: 0.401, SLG: 0.625	1-1 1B		0-0 F8		0-1 HR		1-0 F7	2-1 1B 1B		5	1	3	1	0	0	0				
Rafael Palmeiro, L (1, 10) OBP: 0.378, SLG: 0.555	1-1 F8		3-1 F9		1-0 HR 1B		2-3 K	2-0 1B 1B		5	1	2	0	0	1	1				
Ruben Sierra, S (1, 9) OBP: 0.317, SLG: 0.569		1-2 F8		4-1 1B 3B BB		3-2 HR		4-1 G3-1 1B BB		3	3	1	2	2	0	2				
Craig Monroe, R (9, 9) OBP: 0.304, SLG: 0.390					1-H HR					0	0	0	0	0	0	0				
Mike Lamb, L (1, 5) OBP: 0.345, SLG: 0.413		0-2 G4-3		0-1 BB 1B		1-1 G3-1		0-1 1B G3-1	1-0 F7	5	1	2	0	0	0	2				
Gabe Kapler, R (1, 8) OBP: 0.349, SLG: 0.425		4-1 2B BB		4-1 3B BB		3-3 K		0-1 G3-1		2	2	0	0	2	1	2	AB 37 R 9 H 15 RBI 9 BB 5 SO 5 LOB 16			
Carlos Pena, L (1, 3) OBP: 0.393, SLG: 0.708		2-0 1B		1-0 2B 3B		3-2 2B		1-1 BB 1B		4	1	4	5	0	0	0				
Bill Haselman, R (1, 2) OBP: 0.327, SLG: 0.446		1-1 F8		3-H 2B		1-1 F8		1-2 BB		3	0	1	1	1	0	2				
Inning Stats	R: 0 E: 0 K: 0 S: 9	H: 2 LOB: 1 BB: 0 P: 14	R: 1 E: 0 K: 0 S: 12	H: 1 LOB: 1 BB: 1 P: 20	R: 0 E: 0 K: 1 S: 10	H: 1 LOB: 0 BB: 0 P: 15	R: 4 E: 0 K: 2 S: 15	H: 3 LOB: 1 BB: 2 P: 32	R: 3 E: 0 K: 1 S: 19	H: 4 LOB: 1 BB: 0 P: 32	R: 0 E: 0 K: 0 S: 7	H: 0 LOB: 0 BB: 0 P: 12	R: 1 E: 0 K: 1 S: 12	H: 2 LOB: 3 BB: 2 P: 25	R: 0 E: 0 K: 0 S: 7	H: 2 LOB: 2 BB: 0 P: 12	1B: 9 2B: 3 3B: 1 HR: 2	SF: 0 SAC: 0 DP: 1 HBP: 0	WP: 0 PB: 0 SB: 0 CS: 1	PA: 42
PITCHER	IP WLS BF H R ER SO BB IBB HBP BLK WP HR S P ERA WHIP	IP WLS BF H R ER SO BB IBB HBP BLK WP HR S P ERA WHIP																		
Ismael Valdez, R (1, 1) ERA: 4.28	4.0 L 22 9 7 7 3 0 0 0 0 0 0 1 23 40 4.50 1.000																			
Pat Rapp, R (5, 1) ERA: 4.5	2.0 S 8 2 1 1 1 0 0 0 0 0 0 1 23 40 4.50 1.000																			
Mike Holtz, L (7, 1) ERA: 4.19	0.2 S 5 2 1 1 1 1 0 0 0 0 0 0 10 17 13.50 4.500																			
J.B. Miadich, R (7, 1) ERA: 4.19	0.1 S 2 0 0 0 0 1 0 0 0 0 0 0 2 8 0.00 3.000																			
Al Levine, R (8, 1) ERA: 2.41	1.0 S 5 2 0 0 0 0 0 0 0 0 0 0 7 12 0.00 2.000																			

Anaheim Angels @ Texas Rangers
The Ballpark at Arlington, Arlington, TX
Fri Sep 21 2001, 8:05 PM EDT
Att: 37,291 - Cloudy - 82 F

AB	37
R	9
H	15
RBI	9
BB	5
SO	5
LOB	16



Batter	1	2	3	4	5	6	7	8	9	AB	R	H	RBI	BB	SO	LOB	TOP								
Darin Erstad, L (1.8) OBP: 0.332, SLG: 0.363	1-2 G3	2-2 G1-3			1-1 F7		0-1 G4-6-3			4	0	0	0	0	0	3									
David Eckstein, R (1.6) OBP: 0.380, SLG: 0.364	0-1 1B WP		2-2 G5-3		0-2 1B 2H			0-1 16 G3-1 2B		4	1	3	1	0	0	0									
16 Garret Anderson, L (1.7) OBP: 0.308, SLG: 0.469	2-3 K		0-0 F8		0-1 G5-3			0-0 G3-1		4	0	0	0	0	1	3									
Scott Spiezio, S (1.3) OBP: 0.337, SLG: 0.463	1-0 WP HR 1B		2-3 K			0-1 G5-4-3 2B		0-0 F3		4	1	2	0	0	1	1									
Troy Glaus, R (1.5) OBP: 0.351, SLG: 0.516	2-1 HR			2-0 G5-3		1-0 G5-4-3 HBP		4-2 BB		2	1	1	2	1	0	0									
Tim Salmon, R (1.9) OBP: 0.374, SLG: 0.403	2-2 G6-3			1-1 G6-3		2-2 G5-4-3		2-1 F8		4	0	0	0	0	0	4									
Adam Kennedy, L (1.10) OBP: 0.328, SLG: 0.384		3-2 G4-3		0-1 F8		3-3 K		2-2 P1-3 1B		4	0	1	0	0	1	1	AB 32								
Jorge Fabregas, L (1.2) OBP: 0.246, SLG: 0.316		1-2 P6		1-2 SH1-3 1B		1-0 G3		1-0 P1-3		4	1	1	0	0	0	1	R 4								
Jose Nieves, R (1.4) OBP: 0.324, SLG: 0.355		2-1 1B		0-0 SH1-3		1-2 G4-6-3 HBP		1-3 K2-3		2	0	1	0	0	1	0	H 9								
Inning Stats	R: 3 E: 0 K: 1 S: 14	H: 3 LOB: 0 BB: 0 P: 22	R: 0 E: 0 K: 0 S: 12	H: 1 LOB: 1 BB: 0 P: 20	R: 0 E: 0 K: 1 S: 7	H: 0 LOB: 0 BB: 0 P: 11	R: 0 E: 0 K: 0 S: 5	H: 0 LOB: 0 BB: 0 P: 8	R: 1 E: 0 K: 0 S: 11	H: 2 LOB: 1 BB: 0 P: 13	R: 0 E: 0 K: 0 S: 9	H: 0 LOB: 0 BB: 0 P: 15	R: 0 E: 0 K: 0 S: 6	H: 0 LOB: 0 BB: 0 P: 8	R: 0 E: 0 K: 0 S: 9	H: 1 LOB: 2 BB: 1 P: 15	R: 0 E: 0 K: 1 S: 7	H: 1 LOB: 0 BB: 0 P: 11	1B: 6 2B: 3 3B: 0 HR: 1	SF: 0 SAC: 1 DP: 3 HBP: 2	WP: 1 PB: 0 SB: 0 CS: 0	PA: 36			
PITCHER	IP	WLS	BF	H	R	ER	SO	BB	IBB	HBP	BLK	WP	HR	S	P	ERA	WHIP								
Aaron Myette, R (1.1) ERA: 7.0	7.0		28	7	4	4	3	0	0	2	0	1	1	64	97	5.14	1.000								
Chris Michalak, L (8.1) ERA: 4.24	0.2		3	1	0	0	0	0	0	0	0	0	0	4	4	0.00	1.500								
Pat Mahomes, R (8.1) ERA: 5.6	1.1	W	5	1	0	0	1	1	0	0	0	0	0	12	22	0.00	1.500								

Anaheim Angels @ Texas Rangers
The Ballpark at Arlington, Arlington, TX
Sat Sep 22 2001, 8:05 PM EDT
Att: 38,781 - Cloudy - 80 F

AB 32
R 4
H 9
RBI 3
BB 1
SO 4
LOB 13



Batter	1	2	3	4	5	6	7	8	9	AB	R	H	RBI	BB	SO	LOB	BOTTOM								
Frank Catalanotto, L (1.7) OBP: 0.399, SLG: 0.508	1-2 10 G6-3 2B		2-3 K		1-0 F2		2-2 G6-3			4	1	1	0	0	1	2									
10 Michael Young, R (1.4) OBP: 0.299, SLG: 0.419	3-1 G6-3		1-1 G6-3		1-1 F8		2-3 K			4	0	0	0	0	1	1									
Alex Rodriguez, R (1.6) OBP: 0.401, SLG: 0.625	0-1 G4-3 2H		1-1 HR 1B		2-3 K		2-1 G6-3			4	1	2	1	0	1	0									
Rafael Palmeiro, L (1.10) OBP: 0.379, SLG: 0.565	2-1 G4-3		1-0 HR		2-2 G4-3			3-2 HR		4	2	2	3	0	0	1									
Ruben Sierra, S (1.9) OBP: 0.317, SLG: 0.575	3-2 F9		2-2 L3			3-2 HR		0-1 G6-3		4	1	1	1	0	0	1									
Craig Monroe, R (9.9) OBP: 0.304, SLG: 0.390										0	0	0	0	0	0	0									
Mike Lamb, L (1.5) OBP: 0.347, SLG: 0.412		0-2 G4-3		0-0 1B		4-2 G4-3 SH1-3 BB		3-2 P5		3	0	1	0	1	0	0									
Gabe Kapler, R (1.8) OBP: 0.347, SLG: 0.422		0-1 G4-3		2-1 F8		0-1 SH1-3		2-3 K		3	0	0	0	0	1	1	AB 31								
Carlos Pena, L (1.3) OBP: 0.387, SLG: 0.667		1-2 BB 1B		0-0 L4		2-0 G4-3				3	0	1	0	0	0	1	R 5								
Bill Haselman, R (1.2) OBP: 0.327, SLG: 0.437		4-0 BB		1-3 K		2-1 G5-3				2	0	0	0	1	1	1	H 8								
Inning Stats	R: 1 E: 0 K: 0 S: 13	H: 2 LOB: 1 BB: 0 P: 22	R: 0 E: 0 K: 1 S: 12	H: 1 LOB: 1 BB: 1 P: 19	R: 2 E: 0 K: 0 S: 12	H: 3 LOB: 1 BB: 0 P: 19	R: 0 E: 0 K: 1 S: 5	H: 0 LOB: 0 BB: 0 P: 7	R: 0 E: 0 K: 0 S: 9	H: 0 LOB: 0 BB: 0 P: 14	R: 1 E: 0 K: 0 S: 10	H: 1 LOB: 1 BB: 1 P: 21	R: 0 E: 0 K: 1 S: 10	H: 0 LOB: 0 BB: 0 P: 16	R: 1 E: 0 K: 0 S: 11	H: 1 LOB: 0 BB: 0 P: 19	R: 0 E: 0 K: 1 S: 7	H: 1 LOB: 0 BB: 0 P: 11	1B: 4 2B: 1 3B: 0 HR: 3	SF: 0 SAC: 1 DP: 0 HBP: 0	WP: 0 PB: 0 SB: 0 CS: 0	PA: 34			
PITCHER	IP	WLS	BF	H	R	ER	SO	BB	IBB	HBP	BLK	WP	HR	S	P	ERA	WHIP								
Matt Wise, R (1.1) ERA: 4.34	5.0		24	7	4	4	3	2	0	0	0	0	0	15	25	0.00	0.000								
Shigetoshi Hasegawa, R (6.1) ERA: 3.51	2.0		6	0	0	0	1	0	0	0	0	0	0	8	14	13.50	1.500								
Mike Holtz, L (8.1) ERA: 4.37	0.2	L	3	1	1	1	0	0	0	0	0	0	1	8	14	13.50	1.500								
Lou Pote, R (8.1) ERA: 2.86	0.1		1	0	0	0	1	0	0	0	0	0	0	3	5	0.00	0.000								

Anaheim Angels @ Texas Rangers
The Ballpark at Arlington, Arlington, TX
Sat Sep 22 2001, 8:05 PM EDT
Att: 38,781 - Cloudy - 80 F

AB 31
R 5
H 8
RBI 5
BB 2
SO 5
LOB 8



Batter	1	2	3	4	5	6	7	8	9	AB	R	H	RBI	BB	SO	LOB	TOP										
Darin Erstad, L (1, 10) OBP: 0.331, SLG: 0.360			G6-3				G4-6-3										4 0 0 0 1 1 1										
David Eckstein, R (1, 6) OBP: 0.380, SLG: 0.364	F5						F7										5 1 2 0 0 0 2										
16 Garret Anderson, L (1, 7) OBP: 0.310, SLG: 0.473																	5 0 3 0 0 1 3										
Scott Spiezio, S (1, 3) OBP: 0.334, SLG: 0.458	P4																4 0 0 1 0 0 4										
Troy Glaus, R (1, 5) OBP: 0.353, SLG: 0.521																	4 1 3 0 0 1 0										
Tim Salmon, R (1, 9) OBP: 0.373, SLG: 0.402																	4 0 1 0 0 1 3										
Adam Kennedy, L (1, 4) OBP: 0.326, SLG: 0.383																	2 0 0 1 0 0 1										
Jose Fernandez, R (8, PH) OBP: 0.160, SLG: 0.130																	1 0 0 0 0 1 2										
Benji Gil, R (8, 4) OBP: 0.335, SLG: 0.498																	0 0 0 0 0 0 0										
Bengie Molina, R (1, 2) OBP: 0.319, SLG: 0.359																	3 0 1 0 0 0 1										
Jeff DaVanon, S (1, 8) OBP: 0.268, SLG: 0.397																	3 0 0 0 1 2 4										
Inning Stats	R: 0 E: 0 K: 1 S: 10	H: 1 LOB: 1 BB: 0 P: 17	R: 1 E: 0 K: 0 S: 5	H: 2 LOB: 1 BB: 0 P: 9	R: 0 E: 0 K: 2 S: 9	H: 1 LOB: 1 BB: 0 P: 15	R: 0 E: 0 K: 2 S: 15	H: 1 LOB: 2 BB: 0 P: 26	R: 0 E: 0 K: 1 S: 7	H: 0 LOB: 0 BB: 1 P: 10	R: 0 E: 0 K: 0 S: 5	H: 0 LOB: 0 BB: 1 P: 10	R: 1 E: 0 K: 1 S: 22	H: 3 LOB: 2 BB: 1 P: 31	R: 0 E: 0 K: 2 S: 15	H: 1 LOB: 2 BB: 1 P: 23	1B: 5 2B: 5 3B: 0 HR: 0	SF: 1 SAC: 0 DP: 1 HBP: 1	WP: 1 PB: 0 CS: 0	PA: 39							
PITCHER	IP	WLS	BF	H	R	ER	SO	BB	IBB	HBP	BLK	WP	HR	S	P	ERA	WHIP										
Rick Helling, R (1, 1) ERA: 4.91	7.0	W	28	6	1	1	4	1	0	1	0	0	0	58	98	1.29	1.000										
Dan Kolb, R (8, 1) ERA: 4.35	0.2		5	3	1	1	0	0	0	0	0	1	0	17	24	13.50	4.500										
Juan Moreno, L (8, 1) ERA: 3.86	0.1	H	1	0	0	0	1	0	0	0	0	0	0	5	7	0.00	0.000										
59 Jeff Zimmerman, R (9, 1) ERA: 2.5	1.0	S	5	1	0	0	2	1	0	0	0	0	0	15	23	0.00	2.000										

Anaheim Angels @ Texas Rangers
The Ballpark at Arlington, Arlington, TX
Sun Sep 23 2001, 3:05 PM EDT
Att: 34,542 - Sunny - 82 F

AB 35
R 2
H 10
RBI 2
BB 2
SO 7
LOB 21



Batter	1	2	3	4	5	6	7	8	9	AB	R	H	RBI	BB	SO	LOB	BOTTOM										
Frank Catalanotto, L (1, 7) OBP: 0.399, SLG: 0.506																	4 1 1 1 1 0 2										
10 Michael Young, R (1, 4) OBP: 0.298, SLG: 0.417	SH5-3																4 0 1 0 0 1 3										
Alex Rodriguez, R (1, 6) OBP: 0.403, SLG: 0.630	F9																4 1 2 1 0 0 1										
Rafael Palmeiro, L (1, 10) OBP: 0.381, SLG: 0.570																	3 1 1 1 2 0 2										
Ruben Sierra, S (1, 9) OBP: 0.319, SLG: 0.574																	4 0 2 1 0 0 2										
Craig Monroe, R (9, 9) OBP: 0.304, SLG: 0.390																	0 0 0 0 0 0 0										
Carlos Pena, L (1, 3) OBP: 0.371, SLG: 0.600																	3 1 0 0 1 1 3										
Ricky Ledee, L (1, 8) OBP: 0.310, SLG: 0.361																	3 1 1 0 1 1 0										
Scott Sheldon, R (1, 5) OBP: 0.234, SLG: 0.322																	4 0 1 0 0 3 4										
Marcus Jensen, S (1, 2) OBP: 0.105, SLG: 0.105																	4 0 1 0 0 1 4										
Inning Stats	R: 1 E: 0 K: 0 S: 10	H: 1 LOB: 2 BB: 2 P: 23	R: 0 E: 0 K: 0 S: 12	H: 2 LOB: 0 BB: 0 P: 12	R: 2 E: 0 K: 2 S: 17	H: 4 LOB: 2 BB: 0 P: 22	R: 0 E: 0 K: 0 S: 8	H: 0 LOB: 2 BB: 1 P: 16	R: 2 E: 0 K: 2 S: 14	H: 1 LOB: 1 BB: 2 P: 24	R: 0 E: 0 K: 0 S: 5	H: 0 LOB: 0 BB: 0 P: 6	R: 0 E: 0 K: 3 S: 9	H: 0 LOB: 0 BB: 0 P: 12	R: 0 E: 0 K: 0 S: 12	H: 2 LOB: 2 BB: 0 P: 22	1B: 8 2B: 0 3B: 0 HR: 2	SF: 0 SAC: 1 DP: 0 HBP: 1	WP: 0 PB: 0 CS: 0	PA: 40							
PITCHER	IP	WLS	BF	H	R	ER	SO	BB	IBB	HBP	BLK	WP	HR	S	P	ERA	WHIP										
Ramon Ortiz, R (1, 1) ERA: 4.44	4.2	L	28	8	5	5	3	5	0	1	0	0	0	29	44	0.00	0.600										
Lou Pote, R (5, 1) ERA: 2.74	3.1		12	2	0	0	4	0	0	0	0	0	0	29	44	0.00	0.600										

Anaheim Angels @ Texas Rangers
The Ballpark at Arlington, Arlington, TX
Sun Sep 23 2001, 3:05 PM EDT
Att: 34,542 - Sunny - 82 F

AB 33
R 5
H 10
RBI 4
BB 5
SO 7
LOB 21



Batter	1	2	3	4	5	6	7	8	9	AB	R	H	RBI	BB	SO	LOB	TOP					
Orlando Palmeiro, L OBP: 0.321, SLG: 0.324 (1, 9)	G4-3		L8					G3		4	0	1	0	0	0	0	Anaheim Angels @ Oakland Athletics Network Associates Coliseum, Oakland, CA Thu Sep 27 2001, 3:35 PM EDT Att: 17,167 - Cloudy - 66 F					
David Eckstein, R OBP: 0.357, SLG: 0.358 (1, 6)	G6-3			1B	1B			G5-3		4	1	1	0	0	1	2						
16 Garret Anderson, L OBP: 0.313, SLG: 0.475 (1, 7)	G5-3			K				G3		4	0	0	0	0	1	1						
Troy Glaus, R OBP: 0.358, SLG: 0.519 (1, 5)		BB						F7		3	0	1	1	1	0	0						
Scott Spiezio, S OBP: 0.329, SLG: 0.448 (1, 3)	P6			F7				G3-1		4	0	0	0	0	0	2						
Tim Salmon, R OBP: 0.370, SLG: 0.396 (1, 10)	F7			K				G5-3		3	0	0	0	0	1	2						
Jorge Fabregas, L OBP: 0.248, SLG: 0.338 (1, 2)	G3							G6-3		3	1	1	1	0	0	1						
Adam Kennedy, L OBP: 0.321, SLG: 0.377 (1, 4)			F9					F7		3	0	0	0	0	0	0						
Jeff DaVanon, S OBP: 0.270, SLG: 0.409 (1, 8)	F7							G4-3		3	0	1	0	0	0	0						
Inning Stats	R: 0 E: 0 K: 0 S: 8	H: 0 LOB: 0 BB: 0 P: 9	R: 0 E: 0 K: 0 S: 7	H: 0 LOB: 1 BB: 1 P: 14	R: 0 E: 0 K: 0 S: 11	H: 0 LOB: 0 BB: 0 P: 15	R: 1 E: 0 K: 2 S: 12	H: 2 LOB: 1 BB: 0 P: 17	R: 1 E: 0 K: 1 S: 10	H: 3 LOB: 2 BB: 0 P: 17	R: 0 E: 0 K: 0 S: 8	H: 0 LOB: 0 BB: 0 P: 10	R: 0 E: 0 K: 0 S: 5	H: 0 LOB: 0 BB: 0 P: 5	R: 0 E: 0 K: 0 S: 6	H: 0 LOB: 0 BB: 0 P: 6	R: 0 E: 0 K: 0 S: 7	H: 0 LOB: 0 BB: 0 P: 13	1B: 3 2B: 2 3B: 0 HR: 1	SF: 0 SAC: 0 DP: 1 HBP: 0	WP: 0 PB: 0 SB: 1 CS: 1	PA: 32
PITCHER Cory Lidle, R ERA: 3.53 (1, 1)	IP: 9.0 WLS: W BF: 32 H: 5 R: 2 ER: 2 SO: 3 BB: 1 IBB: 0 HBP: 0 BLK: 0 WP: 0 HR: 1 S: 74 P: 106 ERA: 2.00 WHIP: 0.667																					

Batter	1	2	3	4	5	6	7	8	9	AB	R	H	RBI	BB	SO	LOB	BOTTOM			
Johnny Damon, L OBP: 0.324, SLG: 0.369 (1, 8)	P5		G3					FC6-2		4	0	0	0	0	0	3	Anaheim Angels @ Oakland Athletics Network Associates Coliseum, Oakland, CA Thu Sep 27 2001, 3:35 PM EDT Att: 17,167 - Cloudy - 66 F			
Jeremy Giambi, L OBP: 0.386, SLG: 0.459 (1, 10)	G4-3		G4-3					F5		3	1	0	0	1	0	3				
Jason Giambi, L OBP: 0.476, SLG: 0.646 (1, 3)		1B						F8		4	2	3	2	0	0	0				
Jermaine Dye, R OBP: 0.348, SLG: 0.466 (1, 9)	K							K		4	1	1	0	0	2	2				
3 Eric Chavez, L OBP: 0.334, SLG: 0.529 (1, 5)			K					S		3	1	2	2	0	1	0				
Terrence Long, L OBP: 0.338, SLG: 0.418 (1, 7)	K							1B		3	1	0	0	1	1	1				
Miguel Tejada, R OBP: 0.323, SLG: 0.461 (1, 6)								BB		3	0	1	1	1	2	1				
Ramon Hernandez, R OBP: 0.312, SLG: 0.397 (1, 2)	P4							BB		4	0	1	1	0	1	1				
Mark Bellhorn, S OBP: 0.229, SLG: 0.238 (1, 4)			K					FC6-2		3	0	0	0	1	2	0				
Inning Stats	R: 0 E: 0 K: 1 S: 10	H: 1 LOB: 1 BB: 0 P: 21	R: 0 E: 0 K: 2 S: 15	H: 0 LOB: 1 BB: 1 P: 25	R: 0 E: 0 K: 1 S: 9	H: 0 LOB: 0 BB: 0 P: 14	R: 1 E: 0 K: 1 S: 12	H: 2 LOB: 1 BB: 0 P: 20	R: 0 E: 0 K: 0 S: 5	H: 0 LOB: 0 BB: 0 P: 10	R: 4 E: 0 K: 1 S: 21	H: 4 LOB: 3 BB: 3 P: 40	R: 1 E: 0 K: 0 S: 9	H: 1 LOB: 0 BB: 0 P: 15	R: 0 E: 0 K: 3 S: 11	H: 0 LOB: 0 BB: 0 P: 17	1B: 4 2B: 3 3B: 0 HR: 1	SF: 1 SAC: 0 DP: 0 HBP: 0	WP: 0 PB: 0 SB: 1 CS: 0	PA: 36
PITCHER Matt Wise, R ERA: 4.43 (1, 1)	IP: 5.1 WLS: L BF: 22 H: 4 R: 3 ER: 4 SO: 6 BB: 2 IBB: 0 HBP: 0 BLK: 0 WP: 0 HR: 1 S: 57 P: 102 ERA: 5.06 WHIP: 1.125																			
Mike Holtz, L ERA: 5.14 (6, 1)	0.0	2	1	0	0	0	1	0	0	0	0	5	10							
Al Levine, R ERA: 2.39 (6, 1)	0.2	5	2	2	2	0	1	0	0	0	0	10	18	27.00	4.500					
Pat Rapp, R ERA: 4.82 (7, 1)	1.0	4	1	1	1	0	0	0	0	0	0	9	15	9.00	1.000					
Troy Percival, R ERA: 2.7 (8, 1)	1.0	3	0	0	0	3	0	0	0	0	0	11	17	0.00	0.000					



Batter	1	2	3	4	5	6	7	8	9	AB	R	H	RBI	BB	SO	LOB	TOP										
Frank Catalanotto, L (1.7) OBP: 0.400, SLG: 0.502										5	1	2	0	0	0	2											
10 Michael Young, R (1.4) OBP: 0.302, SLG: 0.412										5	0	1	0	0	2	2											
Alex Rodriguez, R (1.6) OBP: 0.404, SLG: 0.630										3	0	1	0	1	0	2											
Rafael Palmeiro, L (1.10) OBP: 0.384, SLG: 0.568										3	0	0	1	1	0	3											
Ruben Sierra, S (1.9) OBP: 0.324, SLG: 0.560										4	0	1	0	0	1	2											
Gabe Kapler, R (1.8) OBP: 0.344, SLG: 0.430										4	0	0	0	0	0	2											
Mike Lamb, L (1.5) OBP: 0.346, SLG: 0.414										4	1	1	0	0	0	1	AB 36										
Carlos Pena, L (1.3) OBP: 0.352, SLG: 0.532										4	0	2	0	0	0	1	R 2										
Marcus Jensen, S (1.2) OBP: 0.130, SLG: 0.174										4	0	1	1	0	0	3	H 9										
Inning Stats	R: 1 E: 0 K: 0 S: 9	H: 2 LOB: 1 BB: 0 P: 13	R: 0 E: 0 K: 0 S: 5	H: 2 LOB: 1 BB: 0 P: 10	R: 0 E: 0 K: 0 S: 8	H: 1 LOB: 1 BB: 0 P: 9	R: 0 E: 0 K: 0 S: 9	H: 0 LOB: 0 BB: 0 P: 11	R: 0 E: 0 K: 2 S: 6	H: 0 LOB: 0 BB: 1 P: 10	R: 0 E: 0 K: 0 S: 8	H: 1 LOB: 2 BB: 1 P: 14	R: 0 E: 0 K: 0 S: 12	H: 2 LOB: 2 BB: 0 P: 18	R: 0 E: 0 K: 0 S: 8	H: 1 LOB: 2 BB: 1 P: 14	R: 0 E: 1 K: 1 S: 12	H: 1 LOB: 2 BB: 0 P: 19	1B: 6 2B: 3 3B: 0 HR: 0	SF: 0 SAC: 0 DP: 1 HBP: 0	WP: 2 PB: 0 SB: 0 CS: 0	PA: 38					
PITCHER	IP	WLS	BF	H	R	ER	SO	BB	IBB	HBP	BLK	WP	HR	S	P	ERA	WHIP										
Ramon Ortiz, R (1.1) ERA: 4.31	8.0	W	33	8	2	1	2	2	0	0	0	2	0	65	99	1.12	1.250										
Shigetoshi Hasegawa, R (9.1) ERA: 4.1	1.0		5	1	0	0	1	0	0	0	0	0	0	12	19	0.00	1.000										

Texas Rangers @ Anaheim Angels
Edison International Field, Anaheim, CA
Sat Sep 29 2001, 10:05 PM EDT
Att: 26,439 - Sunny - 78 F

AB 36
R 2
H 9
RBI 2
BB 2
SO 3
LOB 18



Batter	1	2	3	4	5	6	7	8	9	AB	R	H	RBI	BB	SO	LOB	BOTTOM										
Darin Erstad, L (1.3) OBP: 0.334, SLG: 0.362										3	2	1	0	1	1	2											
Scott Spiezio, S (8.3) OBP: 0.328, SLG: 0.447										4	1	1	0	0	0	1											
David Eckstein, R (1.6) OBP: 0.357, SLG: 0.357										0	1	0	0	1	0	0											
Benji Gil, R (8.6) OBP: 0.336, SLG: 0.492										5	3	2	4	0	1	1											
16 Garret Anderson, L (1.7) OBP: 0.313, SLG: 0.476										5	2	4	0	1	1												
Troy Glaus, R (1.5) OBP: 0.360, SLG: 0.532										5	2	4	6	0	0	0											
Jose Fernandez, R (8, PR) OBP: 0.148, SLG: 0.120										0	0	0	0	0	0	0											
Tim Salmon, R (1.10) OBP: 0.367, SLG: 0.389										5	0	0	0	0	2	2											
Orlando Palmeiro, L (1.8) OBP: 0.319, SLG: 0.326										4	1	1	0	0	0	0											
Adam Kennedy, L (1.4) OBP: 0.322, SLG: 0.379										4	1	1	1	0	0	0	AB 38										
Jorge Fabregas, L (1.2) OBP: 0.248, SLG: 0.336										4	0	1	1	0	1	0	R 13										
Jeff DaVanon, S (1.9) OBP: 0.282, SLG: 0.449										3	1	1	1	1	0	0	H 13										
Inning Stats	R: 5 E: 0 K: 0 S: 19	H: 6 LOB: 2 BB: 1 P: 31	R: 0 E: 0 K: 2 S: 10	H: 1 LOB: 1 BB: 0 P: 14	R: 0 E: 0 K: 0 S: 5	H: 0 LOB: 0 BB: 0 P: 7	R: 0 E: 0 K: 1 S: 7	H: 0 LOB: 0 BB: 0 P: 12	R: 0 E: 0 K: 0 S: 6	H: 0 LOB: 0 BB: 0 P: 9	R: 0 E: 0 K: 0 S: 9	H: 0 LOB: 0 BB: 0 P: 13	R: 5 E: 0 K: 1 S: 16	H: 3 LOB: 1 BB: 1 P: 28	R: 3 E: 0 K: 1 S: 12	H: 3 LOB: 1 BB: 1 P: 20	1B: 4 2B: 6 3B: 0 HR: 3	SF: 0 SAC: 0 DP: 0 HBP: 0	WP: 1 PB: 0 SB: 2 CS: 0	PA: 41							
PITCHER	IP	WLS	BF	H	R	ER	SO	BB	IBB	HBP	BLK	WP	HR	S	P	ERA	WHIP										
Rick Helling, R (1.1) ERA: 5.11	6.0	L	29	9	8	8	3	2	0	0	0	0	2	60	95	12.00	1.833										
Juan Moreno, L (7.1) ERA: 4.02	0.0		1	0	0	0	0	0	0	0	0	0	0	3	3												
Pat Mahomes, R (7.1) ERA: 5.69	1.0		4	1	2	2	1	0	0	0	0	0	1	9	16	18.00	1.000										
Mark Petkovsek, R (8.1) ERA: 6.63	1.0		7	3	3	3	1	1	0	0	0	1	0	12	20	27.00	4.000										

Texas Rangers @ Anaheim Angels
Edison International Field, Anaheim, CA
Sat Sep 29 2001, 10:05 PM EDT
Att: 26,439 - Sunny - 78 F

AB 38
R 13
H 13
RBI 13
BB 3
SO 5
LOB 6



Batter	1	2	3	4	5	6	7	8	9	AB	R	H	RBI	BB	SO	LOB	TOP							
51 Ichiro Suzuki, L (1, 9) OBP: 0.394, SLG: 0.459										5	1	4	0	0	0	0								
Stan Javier, S (1, 7) OBP: 0.385, SLG: 0.403										5	1	2	2	0	0	5								
Bret Boone, R (1, 4) OBP: 0.375, SLG: 0.577										3	1	2	1	2	0	0								
John Olerud, L (1, 3) OBP: 0.401, SLG: 0.468										4	0	2	0	1	1	2								
Mike Cameron, R (1, 8) OBP: 0.354, SLG: 0.486										3	0	0	1	1	1	6								
Al Martin, L (1, 10) OBP: 0.323, SLG: 0.373										4	0	0	0	1	1	4								
Ed Sprague, R (1, 5) Charles Gipson, R (9, 5) OBP: 0.261, SLG: 0.290										5	0	1	0	0	2	3								
Dan Wilson, R (1, 2) Tom Lampkin, L (7, 2) OBP: 0.305, SLG: 0.335										3	0	0	0	0	1	2								
Ramón Vázquez, L (1, 6) OBP: 0.194, SLG: 0.200										5	1	1	0	0	0	1								
Inning Stats	R: 0 E: 0 K: 0 S: 8	H: 1 LOB: 0 BB: 0 P: 10	R: 0 E: 0 K: 1 S: 7	H: 1 LOB: 1 BB: 0 P: 8	R: 0 E: 0 K: 0 S: 12	H: 1 LOB: 1 BB: 0 P: 18	R: 1 E: 0 K: 0 S: 11	H: 2 LOB: 2 BB: 1 P: 21	R: 2 E: 0 K: 1 S: 16	H: 3 LOB: 2 BB: 1 P: 28	R: 0 E: 0 K: 1 S: 13	H: 2 LOB: 2 BB: 0 P: 21	R: 0 E: 1 K: 0 S: 8	H: 0 LOB: 0 BB: 0 P: 21	R: 1 E: 1 K: 1 S: 14	H: 2 LOB: 3 BB: 1 P: 26	R: 0 E: 0 K: 2 S: 11	H: 1 LOB: 1 BB: 0 P: 17	1B: 10 2B: 2 3B: 0 HR: 1	SF: 1 SAC: 0 DP: 1 HBP: 0	WP: 0 PB: 0 SB: 2 CS: 0	PA: 45		
PITCHER	IP WLS BF H R ER SO BB IBB HBP BLK WP HR S P ERA WHIP																							
Matt Wise, R (1, 1) ERA: 4.47	5.2	27	9	3	3	3	2	0	0	0	0	0	0	0	0	3	5	4.76	1.941					
Mike Holtz, L (6, 1) ERA: 5.09	0.0	1	1	0	0	0	0	0	0	0	0	0	0	0	0	3	5	∞	∞					
Al Levine, R (6, 1) ERA: 2.4	2.1	L	13	2	1	0	1	3	0	0	0	0	0	0	25	53	0.00	2.143						
Troy Percival, R (9, 1) ERA: 2.65	1.0		4	1	0	0	2	0	0	0	0	0	0	0	11	17	0.00	1.000						

Seattle Mariners @ Anaheim Angels
Edison International Field, Anaheim, CA
Wed Oct 03 2001, 10:05 PM EDT
Att. 18,503 - Overcast - 73 F

livebaseballscorecards.com

AB 39
R 4
H 13
RBI 4
BB 5
SO 6
LOB 23

Batter	1	2	3	4	5	6	7	8	9	AB	R	H	RBI	BB	SO	LOB	BOTTOM						
Darin Erstad, L (1, 3) OBP: 0.333, SLG: 0.361										5	1	1	0	0	1	5							
David Eckstein, R (1, 6) OBP: 0.380, SLG: 0.359										4	2	2	0	0	1	1							
16 Garret Anderson, L (1, 7) OBP: 0.313, SLG: 0.476										4	0	1	1	0	0	1							
Troy Glaus, R (1, 5) OBP: 0.366, SLG: 0.537										3	0	1	2	1	1	1							
Scott Spiezio, S (1, 10) OBP: 0.326, SLG: 0.442										4	0	0	0	0	1	3							
Oriundo Palmeiro, L (1, 9) OBP: 0.323, SLG: 0.329										3	0	1	0	1	0	1							
Adam Kennedy, L (1, 4) OBP: 0.319, SLG: 0.374										4	0	1	0	0	2	2							
Jorge Fabregas, L (1, 2) Benji Gil, R (9, PR) OBP: 0.242, SLG: 0.326 OBP: 0.330, SLG: 0.482										4	0	0	0	0	0	2							
Jeff DaVanon, S (1, 8) OBP: 0.289, SLG: 0.436										4	0	1	0	0	1	3							
Inning Stats	R: 2 E: 0 K: 0 S: 11	H: 3 LOB: 1 BB: 0 P: 15	R: 0 E: 0 K: 1 S: 9	H: 1 LOB: 0 BB: 0 P: 12	R: 1 E: 0 K: 0 S: 15	H: 2 LOB: 1 BB: 1 P: 27	R: 0 E: 1 K: 3 S: 10	H: 0 LOB: 0 BB: 0 P: 14	R: 0 E: 0 K: 1 S: 6	H: 0 LOB: 0 BB: 0 P: 8	R: 0 E: 0 K: 1 S: 10	H: 0 LOB: 0 BB: 0 P: 13	R: 0 E: 0 K: 0 S: 10	H: 0 LOB: 0 BB: 0 P: 15	R: 0 E: 0 K: 0 S: 4	H: 0 LOB: 0 BB: 1 P: 9	R: 0 E: 0 K: 0 S: 19	H: 2 LOB: 3 BB: 0 P: 24	1B: 5 2B: 2 3B: 1 HR: 0	SF: 0 SAC: 0 DP: 1 HBP: 0	WP: 0 PB: 0 SB: 2 CS: 0	PA: 37	
PITCHER	IP WLS BF H R ER SO BB IBB HBP BLK WP HR S P ERA WHIP																						
Freddy Garcia, R (1, 1) ERA: 3.05	6.0	26	6	3	3	7	1	0	0	0	0	0	0	0	61	89	4.50	1.167					
Norm Charlton, L (7, 1) ERA: 3.09	1.1	W	4	0	0	0	0	0	0	0	0	0	0	11	17	0.00	0.000						
Jeff Nelson, R (8, 1) ERA: 2.7	0.2	H	2	0	0	0	1	0	0	0	0	0	0	3	7	0.00	1.500						
Kazuhiro Sasaki, R (9, 1) ERA: 3.34	1.0	S	5	2	0	0	0	0	0	0	0	0	0	19	24	0.00	2.000						

Seattle Mariners @ Anaheim Angels
Edison International Field, Anaheim, CA
Wed Oct 03 2001, 10:05 PM EDT
Att. 18,503 - Overcast - 73 F

livebaseballscorecards.com

AB 35
R 3
H 8
RBI 3
BB 2
SO 7
LOB 19

Batter	1	2	3	4	5	6	7	8	9	AB	R	H	RBI	BB	SO	LOB	TOP					
Johnny Damon, L OBP: 0.325, SLG: 0.366 (1, 8)	G6-3		P5		G4-3	F7		F7		5	0	0	0	0	0	5						
Miguel Tejada, R OBP: 0.324, SLG: 0.475 (1, 6)	G4-3		G5-3		P4	FC6-4			2B	4	1	0	0	1	0	3						
Jason Giambi, L OBP: 0.476, SLG: 0.658 (1, 3)	2B		L9						2B	3	2	1	1	2	1	0						
Jermaine Dye, R OBP: 0.345, SLG: 0.461 (1, 9)					F8	3 WP 3 1B		G6-3	K	5	1	2	2	0	1	1						
3 Eric Chavez, L OBP: 0.338, SLG: 0.537 (1, 5)	F8				G1-3			G4-3		5	0	2	2	0	0	2						
Jeremy Giambi, L OBP: 0.386, SLG: 0.451 (1, 10)										3	0	1	0	1	2	1						
Ron Gant, R OBP: 0.347, SLG: 0.456 (9, PH)										0	0	0	0	1	0	0						
Terrence Long, L OBP: 0.332, SLG: 0.408 (1, 7)	F8							G4-3	G3-1	5	0	1	0	0	0	3						
Ramon Hernandez, R OBP: 0.317, SLG: 0.411 (1, 2)					G2-3				G4-3	5	1	3	1	0	0	4						
Frank Menechino, R OBP: 0.369, SLG: 0.372 (1, 4)										3	1	1	0	1	2	2						
Inning Stats	R: 0 E: 0 K: 0 S: 9	H: 1 LOB: 2 BB: 1 P: 17	R: 1 E: 0 K: 2 S: 9	H: 1 LOB: 0 BB: 0 P: 13	R: 0 E: 0 K: 0 S: 9	H: 0 LOB: 0 BB: 0 P: 12	R: 0 E: 0 K: 0 S: 13	H: 1 LOB: 2 BB: 1 P: 22	R: 3 E: 0 K: 1 S: 16	H: 3 LOB: 1 BB: 1 P: 26	R: 0 E: 0 K: 0 S: 9	H: 1 LOB: 2 BB: 1 P: 14	R: 0 E: 0 K: 1 S: 11	H: 0 LOB: 0 BB: 0 P: 18	R: 0 E: 0 K: 1 S: 11	H: 2 LOB: 2 BB: 0 P: 17	R: 2 E: 0 K: 1 S: 16	H: 2 LOB: 2 BB: 2 P: 31	1B: 5 2B: 5 3B: 0 HR: 1	SF: 0 SAC: 0 DP: 0 HBP: 0	WP: 1 PB: 0 SB: 0 CS: 0	PA: 44
PITCHER	IP	WLS	BF	H	R	ER	SO	BB	IBB	HBP	BLK	WP	HR	S	P	ERA	WHIP					
Ramon Ortiz, R ERA: 4.36 (1, 1)	6.0	L	29	7	4	4	3	3	1	0	0	1	1	65	104	6.00	1.667					
Shigetoshi Hasegawa, R ERA: 4.04 (7, 1)	2.0		8	2	0	0	2	0	0	0	0	0	0	22	35	0.00	1.000					
J.B. Mladich, R ERA: 5.63 (9, 1)	0.1		3	1	2	2	1	1	0	0	0	0	0	8	15	54.00	6.000					
Mike Holtz, L ERA: 4.86 (9, 1)	0.2		4	1	0	0	0	1	0	0	0	0	0	8	16	0.00	3.000					

Oakland Athletics @ Anaheim Angels
Edison International Field, Anaheim, CA
Fri Oct 05 2001, 10:05 PM EDT
Att: 26,343 - Cloudy - 65 F

AB 38
R 6
H 11
RBI 6
BB 6
SO 6
LOB 21



Batter	1	2	3	4	5	6	7	8	9	AB	R	H	RBI	BB	SO	LOB	BOTTOM					
Darin Erstad, L OBP: 0.331, SLG: 0.360 (1, 3)			G5-3 16 1B			F8		F8		5	2	2	0	0	1	1						
David Eckstein, R OBP: 0.358, SLG: 0.362 (1, 6)	F9		G5-3							5	0	1	1	0	2	2						
16 Garret Anderson, L OBP: 0.312, SLG: 0.472 (1, 7)										5	0	2	1	0	1	1						
Troy Glaus, R OBP: 0.367, SLG: 0.534 (1, 5)										3	0	1	0	1	0	1						
Scott Spiezio, S OBP: 0.325, SLG: 0.440 (1, 10)										4	0	1	0	0	2	3						
Tim Salmon, R OBP: 0.366, SLG: 0.384 (1, 9)										3	0	1	0	1	0	2						
Orlando Palmeiro, L OBP: 0.322, SLG: 0.325 (1, 8)										3	0	0	0	1	1	4						
Jorge Fabregas, L OBP: 0.235, SLG: 0.318 (1, 2)										4	0	0	0	0	0	5						
Adam Kennedy, L OBP: 0.319, SLG: 0.373 (1, 4)										4	0	1	0	0	0	0						
Inning Stats	R: 0 E: 0 K: 2 S: 8	H: 2 LOB: 2 BB: 0 P: 11	R: 0 E: 0 K: 0 S: 11	H: 2 LOB: 0 BB: 0 P: 16	R: 1 E: 0 K: 0 S: 8	H: 2 LOB: 1 BB: 0 P: 11	R: 0 E: 0 K: 2 S: 9	H: 0 LOB: 0 BB: 0 P: 12	R: 0 E: 0 K: 1 S: 10	H: 1 LOB: 1 BB: 0 P: 15	R: 0 E: 0 K: 1 S: 16	H: 2 LOB: 3 BB: 1 P: 27	R: 0 E: 0 K: 1 S: 8	H: 0 LOB: 0 BB: 0 P: 12	R: 0 E: 0 K: 0 S: 11	H: 0 LOB: 2 BB: 2 P: 22	R: 1 E: 0 K: 0 S: 17	H: 2 LOB: 1 BB: 0 P: 22	1B: 7 2B: 1 3B: 1 HR: 0	SF: 0 SAC: 0 DP: 0 HBP: 0	WP: 0 PB: 0 SB: 1 CS: 0	PA: 39
PITCHER	IP	WLS	BF	H	R	ER	SO	BB	IBB	HBP	BLK	WP	HR	S	P	ERA	WHIP					
Tim Hudson, R ERA: 3.37 (1, 1)	6.0	W	26	7	1	1	6	1	0	0	0	0	0	62	92	1.50	1.333					
Mark Guthrie, L ERA: 4.47 (7, 1)	1.0	H	3	0	0	0	1	0	0	0	0	0	0	8	12	0.00	0.000					
Jim Mecir, R ERA: 3.48 (8, 1)	1.0	H	5	0	0	0	0	2	0	0	0	0	0	11	22	0.00	2.000					
Jason Istringhausen, R ERA: 2.69 (9, 1)	1.0		5	2	1	1	0	0	0	0	0	0	0	17	22	9.00	2.000					

Oakland Athletics @ Anaheim Angels
Edison International Field, Anaheim, CA
Fri Oct 05 2001, 10:05 PM EDT
Att: 26,343 - Cloudy - 65 F

AB 36
R 2
H 9
RBI 2
BB 3
SO 7
LOB 19



Batter	1	2	3	4	5	6	7	8	9	AB	R	H	RBI	BB	SO	LOB	TOP								
Eric Byrnes, R OBP: 0.310, SLG: 0.500 (1, 8) (7, 9)	P4		SF8 BB HR BB	F7		2-1 1B			G5-3	4	1	1	1	1	0	1									
Miguel Tejada, R OBP: 0.325, SLG: 0.477 Mark Bellhorn, S OBP: 0.213, SLG: 0.247 (1, 6) (5, 6)	2B		S HR BB	F7		0-3 K				2	1	1	0	1	0	0									
Ron Gant, R OBP: 0.346, SLG: 0.454 Jeremy Giambi, L OBP: 0.388, SLG: 0.451 (1, 10) (9, PH)	P4		SF8	F9				G5-4-3 1B	3B	3	0	1	1	0	0	1									
Jermaine Dye, R Rob Ryan, L (1, 9) (7, 8)	F9		2-3 3-H 2-2					G5-4-3 1B	BB	4	1	2	3	0	0	2									
3 Eric Chavez, L OBP: 0.338, SLG: 0.536 F.P. Santangelo, S OBP: 0.349, SLG: 0.261 (1, 5) (6, 5)		L7		F7					BB	3	0	1	0	0	0	1									
Olmedo Saenz, R OBP: 0.290, SLG: 0.385 (1, 3)		K	F3			1-1 1B G6-4-3 2B			F9	5	1	1	0	0	1	4									
Terrence Long, L OBP: 0.333, SLG: 0.409 (1, 7)	G3			G3		1-1 2-3 G6-4-3 1B				4	0	2	0	0	0	0									
Ramon Hernandez, R OBP: 0.317, SLG: 0.410 Tom Wilson, R OBP: 0.250, SLG: 0.476 (1, 2) (4, 2)			K	BB		G6-4-3 1-2 3-H			K	1	0	0	0	1	1	0									
Frank Menechino, R OBP: 0.370, SLG: 0.374 (1, 4)			BB SF8 HBP	L6		1-2 2-1 1B 2B			K	3	2	1	0	0	1	2									
Inning Stats	R: 0 E: 0 K: 0 S: 10	H: 1 LOB: 1 BB: 0 P: 14	R: 0 E: 0 K: 1 S: 8	H: 0 LOB: 0 BB: 0 P: 9	R: 4 E: 0 K: 1 S: 19	H: 2 LOB: 1 BB: 2 P: 31	R: 0 E: 0 K: 0 S: 5	H: 0 LOB: 1 BB: 1 P: 10	R: 0 E: 0 K: 1 S: 10	H: 1 LOB: 1 BB: 0 P: 16	R: 2 E: 0 K: 1 S: 12	H: 4 LOB: 1 BB: 0 P: 18	R: 0 E: 0 K: 1 S: 7	H: 1 LOB: 0 BB: 0 P: 12	R: 0 E: 0 K: 2 S: 14	H: 1 LOB: 1 BB: 0 P: 20	R: 0 E: 0 K: 1 S: 13	H: 1 LOB: 3 BB: 2 P: 24	1B: 6 2B: 3 3B: 1 HR: 1	SF: 1 SAC: 0 DP: 2 HBP: 1	WP: 0 PB: 0 SB: 1 CS: 0	PA: 42			
PITCHER	IP	WLS	BF	H	R	ER	SO	BB	IBB	HBP	BLK	WP	HR	S	P	ERA	WHIP								
Scott Schoeneweis, L ERA: 5.08 Pat Rapp, R ERA: 4.76 (1, 1) (8, 1)	7.0	L	32	9	6	6	4	3	0	1	0	0	1	71	110	7.71	1.714								

Oakland Athletics @ Anaheim Angels
Edison International Field, Anaheim, CA
Sat Oct 06 2001, 4:05 PM EDT
Att: 26,276 - Cloudy - 70 F

AB 35
R 6
H 11
RBI 5
BB 5
SO 7
LOB 16

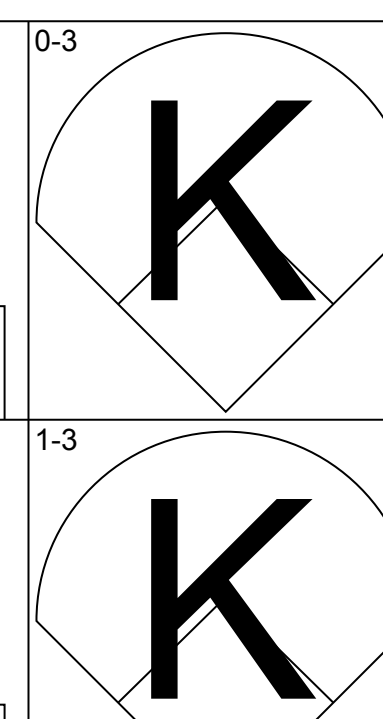
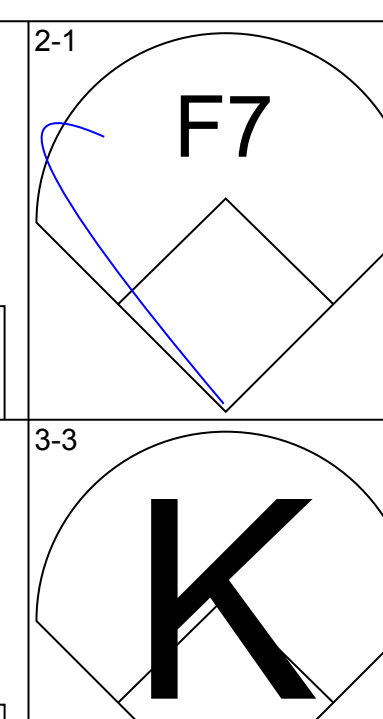
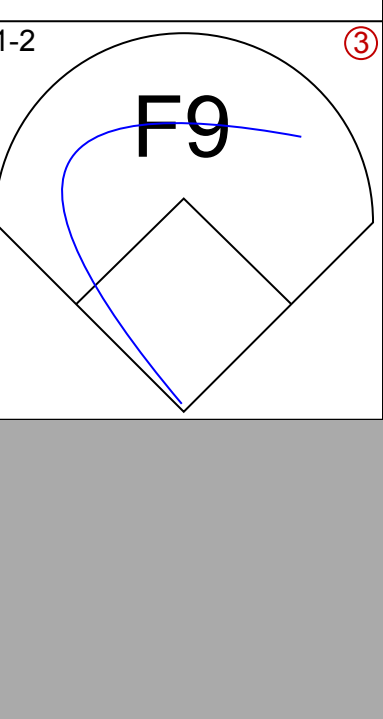
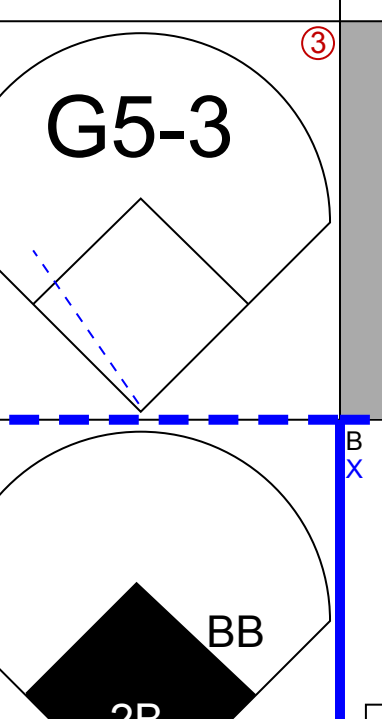
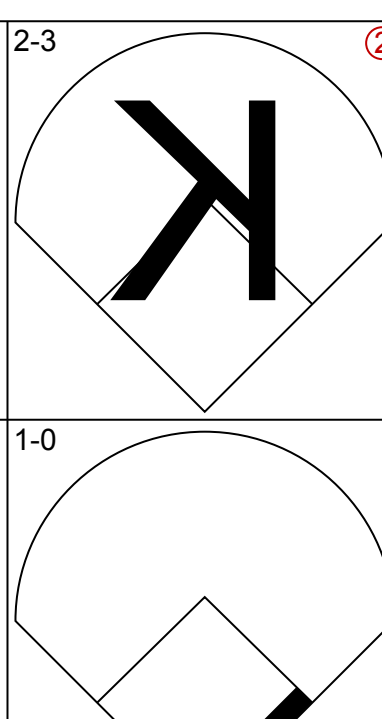
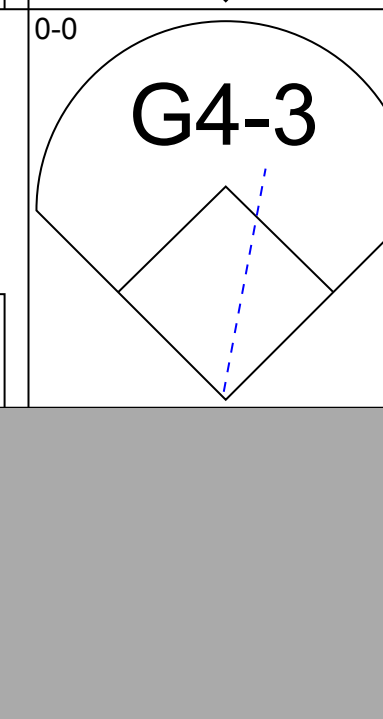
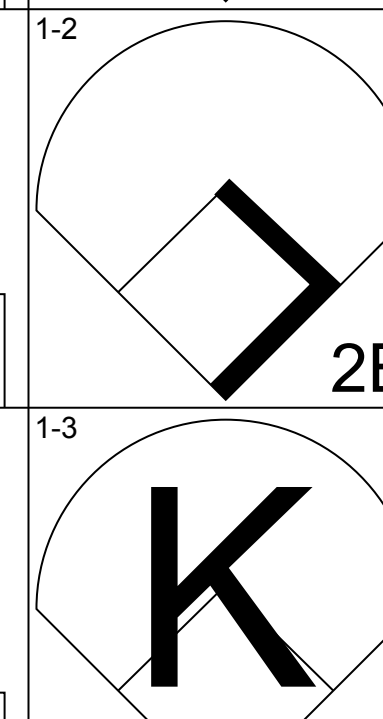
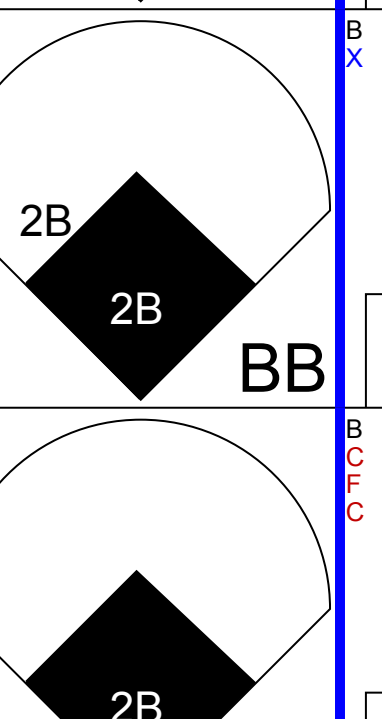
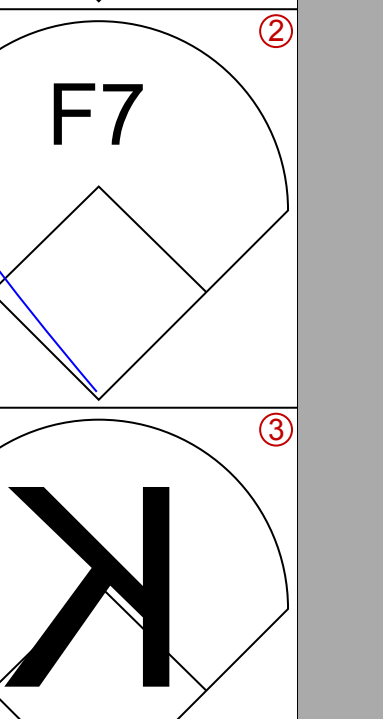
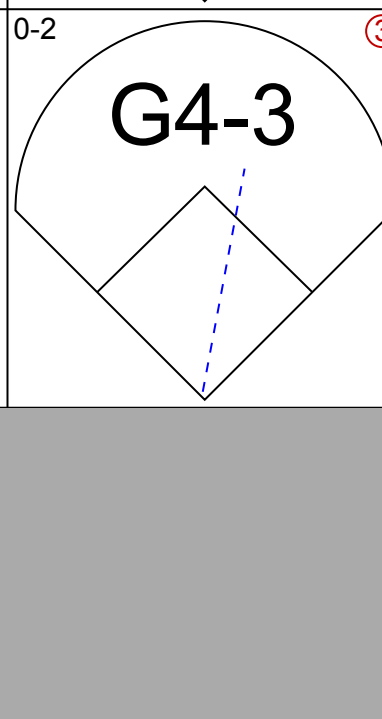


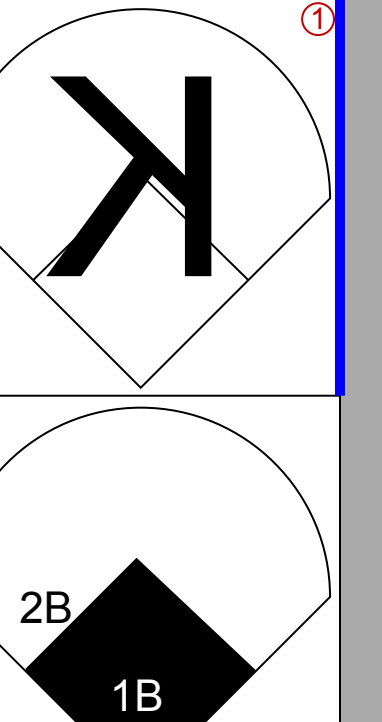
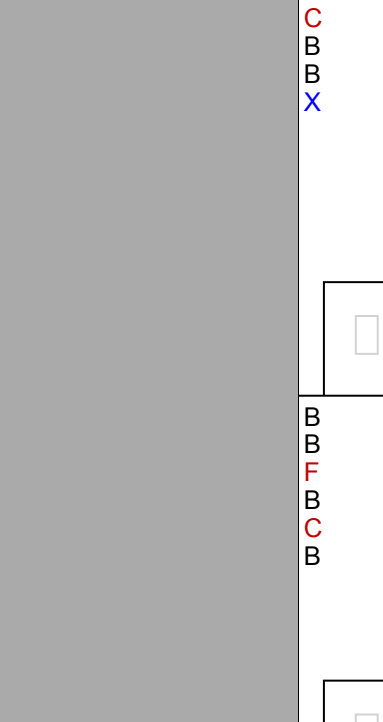

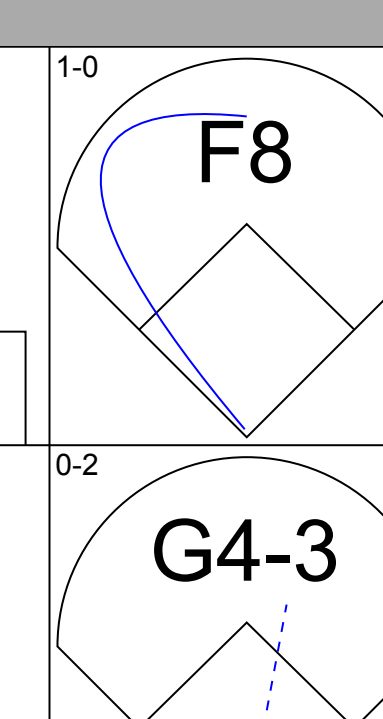
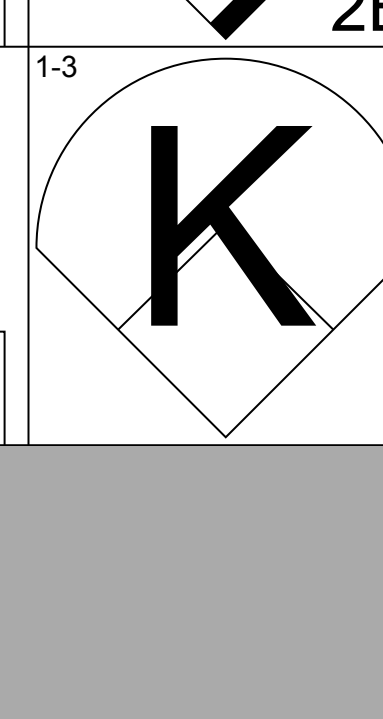
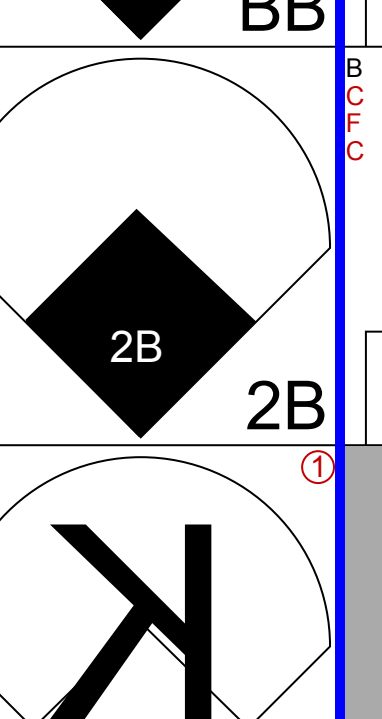
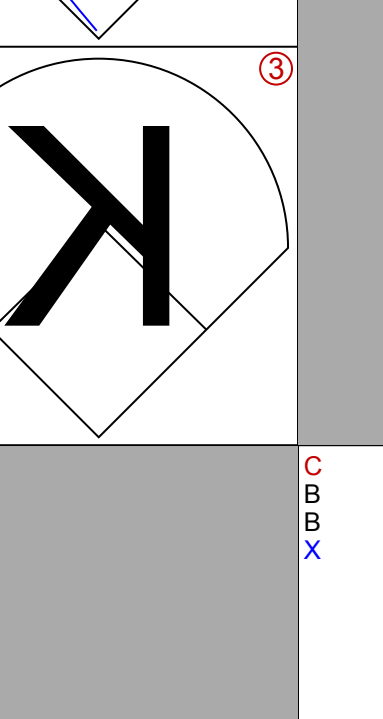
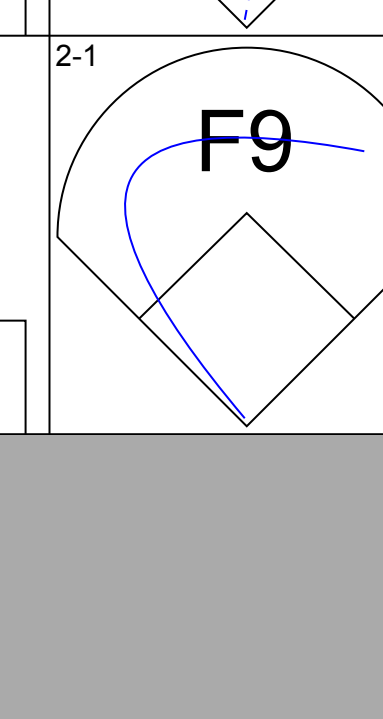
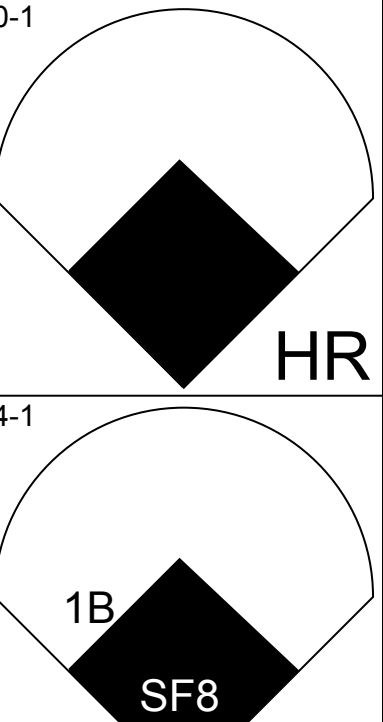
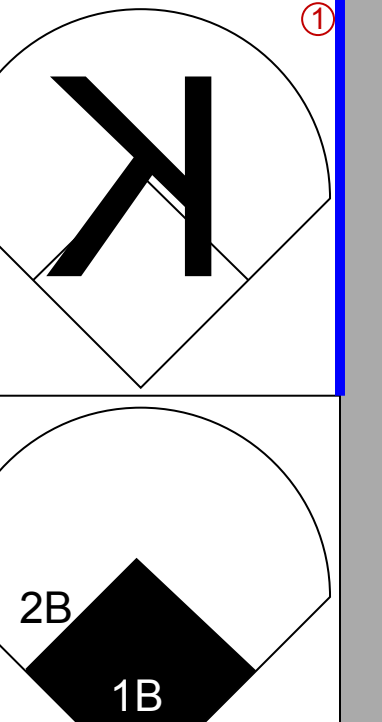
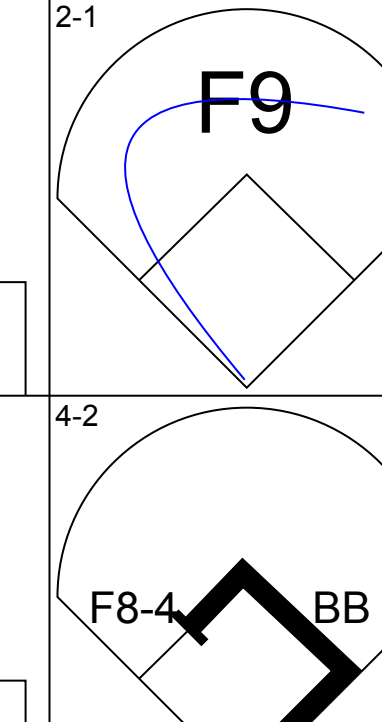
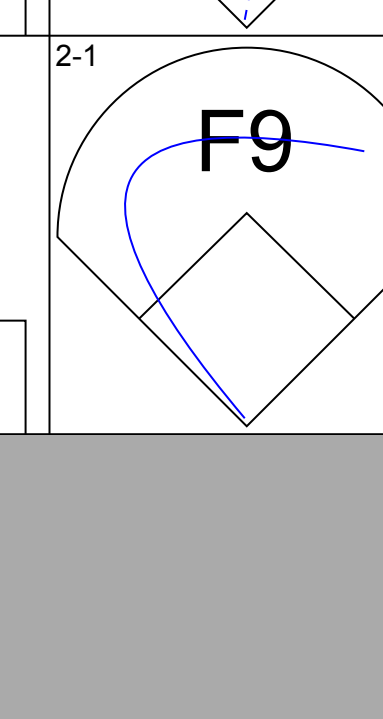
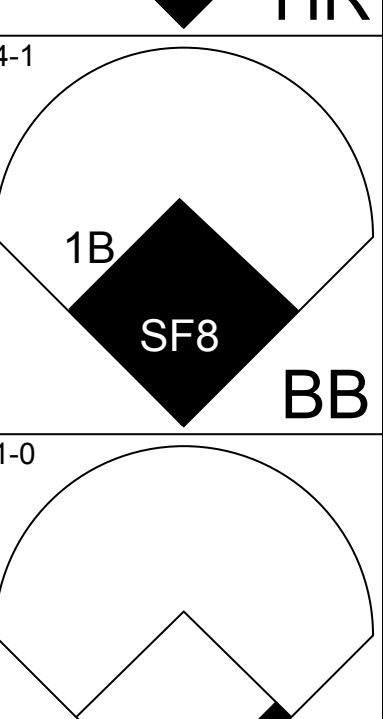
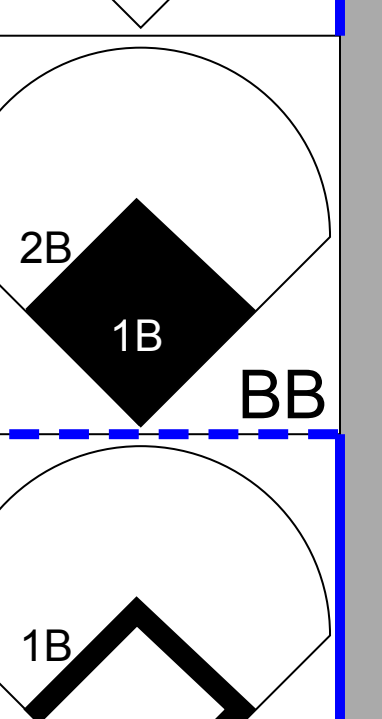
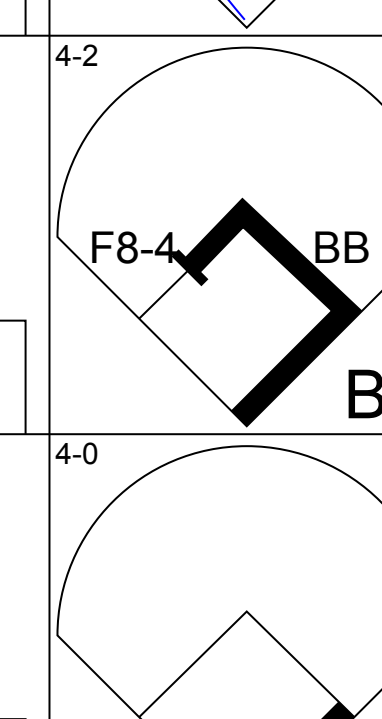
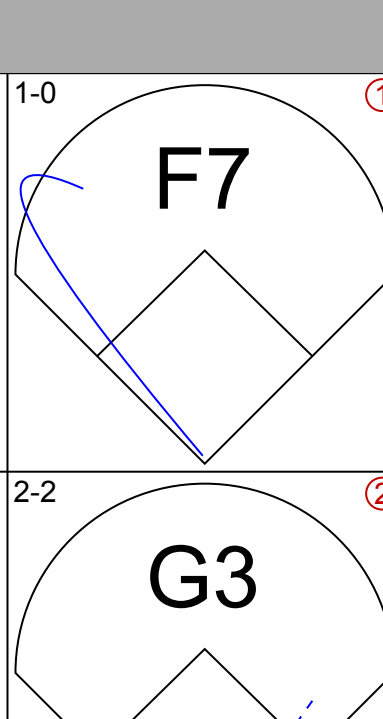
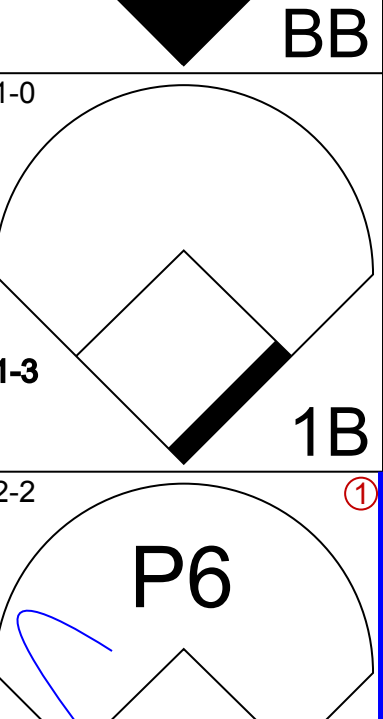
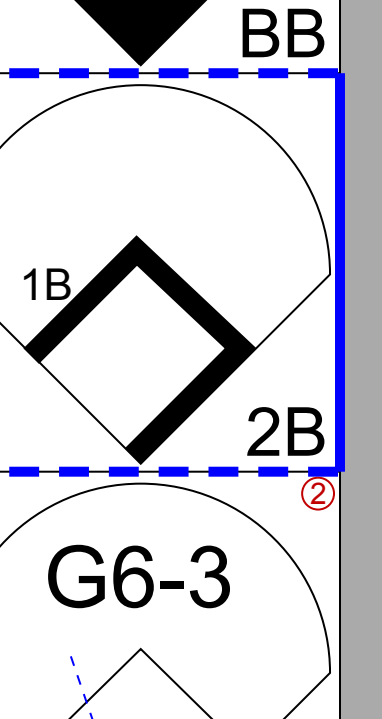
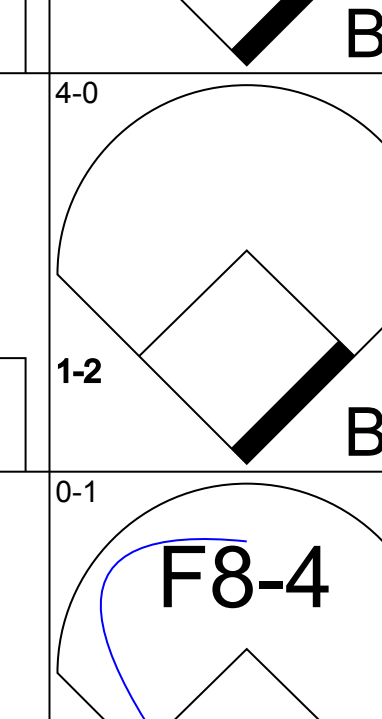
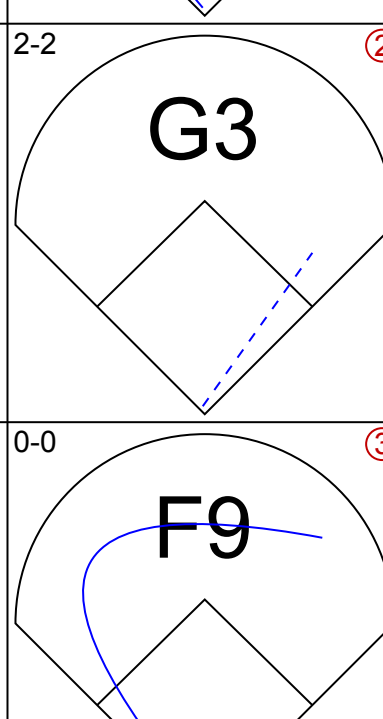
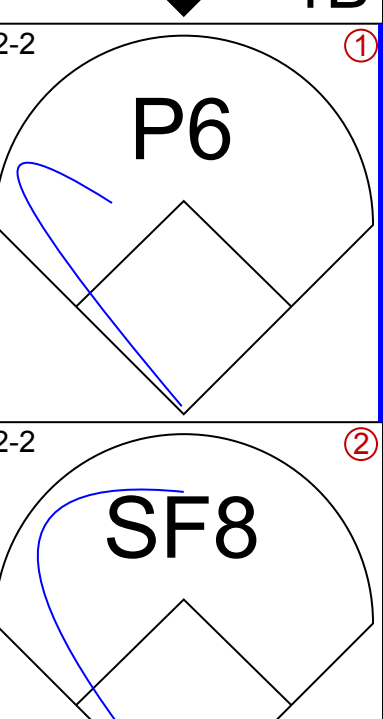
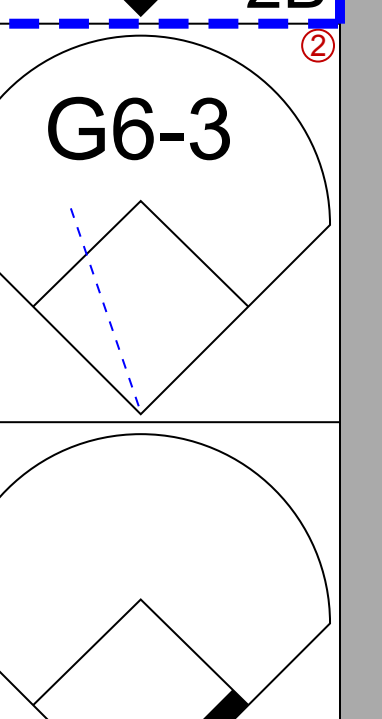
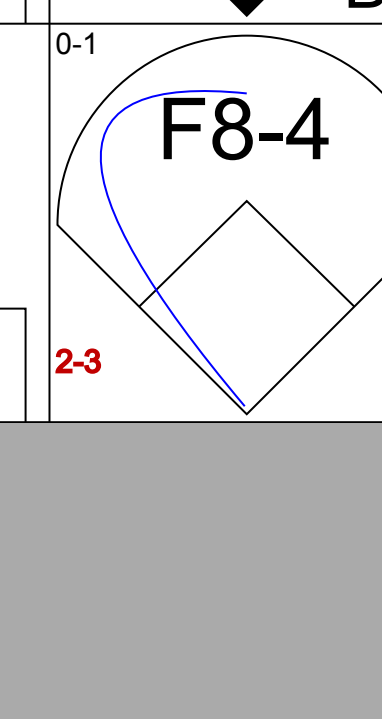
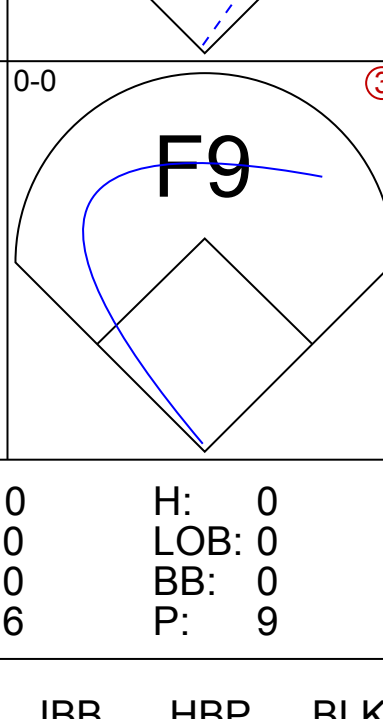
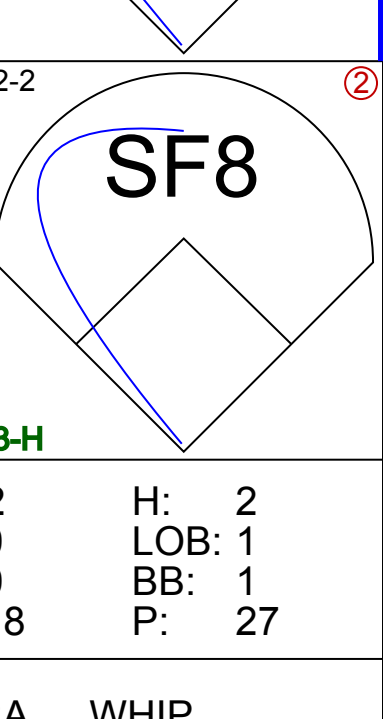
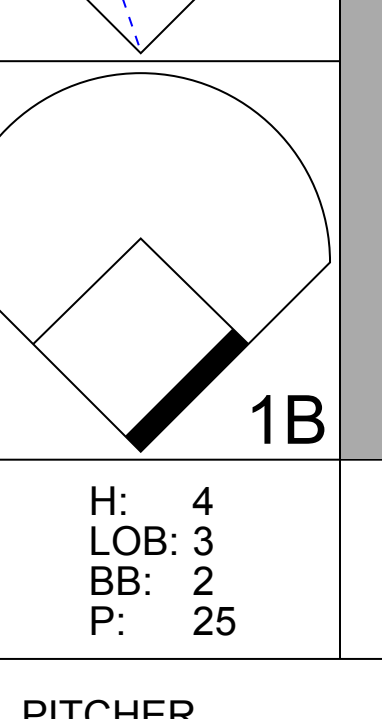
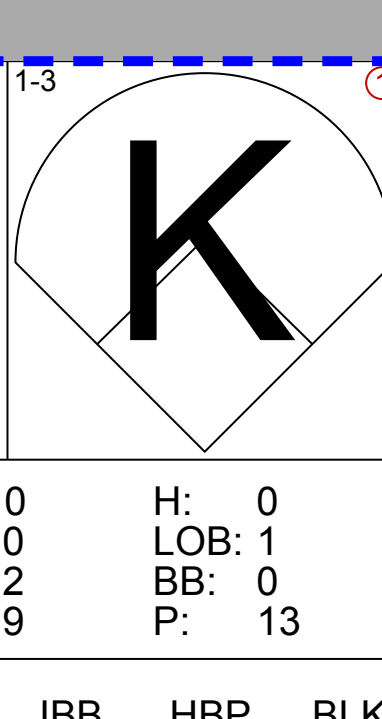


Batter	1	2	3	4	5	6	7	8	9	AB	R	H	RBI	BB	SO	LOB	BOTTOM								
Darin Erstad, L OBP: 0.331, SLG: 0.360 (1, 3)	F8		K		G4-3 WP 1-2 2-3 1B		G1			4	0	1	0	0	1	0									
David Eckstein, R OBP: 0.356, SLG: 0.359 (1, 6)	K			G6-3	G4-3			G4-3		4	0	0	1	0	1	1									
16 Garret Anderson, L OBP: 0.313, SLG: 0.473 (1, 7)	BB			1B 2B	F9			F8		3	1	1	0	1	0	1									
Troy Glaus, R OBP: 0.366, SLG: 0.532 (1, 10)	F9			2H 1B				K		4	0	1	1	0	1	1									
Scott Spiezio, S OBP: 0.327, SLG: 0.439 (1, 5) (7, 9)		F3		P6		WP BB			DI 1B	3	0	1	0	1	0	1									
Orlando Palmeiro, L OBP: 0.319, SLG: 0.322 Jose Nieves, R OBP: 0.321, SLG: 0.490 (1, 9) (6, PH) (7, 5)		F5		P6		K			K	2	0	0	0	0	0	1									
Bengie Molina, R OBP: 0.307, SLG: 0.342 (1, 2)		G6-3			1B 1B WP 1B			F9		4	1	1	0	0	1	2									
Adam Kennedy, L OBP: 0.318, SLG: 0.372 (1, 4)				K		WP 1B G4-3 1B			K	4	1	1	0	0	2	1									
Jeff DaVanon, S OBP: 0.281, SLG: 0.417 (1, 8)				P6		K				3	0	0	0	0	2	2									
Inning Stats	R: 0 E: 0 K: 1 S: 8	H: 0 LOB: 1 BB: 1 P: 13	R: 0 E: 0 K: 0 S: 10	H: 0 LOB: 0 BB: 0 P: 14	R: 0 E: 0 K: 2 S: 13	H: 0 LOB: 0 BB: 0 P: 18	R: 1 E: 0 K: 0 S: 10	H: 2 LOB: 1 BB: 0 P: 16	R: 2 E: 0 K: 1 S: 12	H: 3 LOB: 1 BB: 0 P: 20	R: 0 E: 0 K: 1 S: 5	H: 0 LOB: 0 BB: 1 P: 10	R: 0 E: 0 K: 1 S: 7	H: 0 LOB: 0 BB: 0 P: 11	R: 0 E: 0 K: 1 S: 11	H: 0 LOB: 0 BB: 0 P: 14	R: 0 E: 0 K: 3 S: 15	H: 1 LOB: 1 BB: 0 P: 20	1B: 5 2B: 1 3B: 0 HR: 0	SF: 0 SAC: 0 DP: 0 HBP: 0	WP: 2 PB: 0 SB: 0 CS: 0	PA: 35			
PITCHER	IP	WLS	BF	H	R	ER	SO	BB	IBB	HBP	BLK	WP	HR	S	P	ERA	WHIP								
Erik Hiljus, R ERA: 3.41 Luis Vizcaino, R ERA: 4.54 Mike Magnante, L ERA: 2.77 Chad Harville, R ERA: Chad Bradford, R ERA: 2.7 (1, 1) (4, 1) (5, 1) (7, 1) (8, 1)	3.0		10	5	3	3	1	0	0	0	0	1	0	20	33	16.20	3.000								
PITCHER	IP	WLS	BF	H	R	ER	SO	BB	IBB	HBP	BLK	WP	HR	S	P	ERA	WHIP								
Jason Isringhausen, R ERA: 2.65 (9, 1)	1.0	S	4	1	0	0	3	0	0	0	0	0	0	15	20	0.00	1.000								

Oakland Athletics @ Anaheim Angels
Edison International Field, Anaheim, CA
Sat Oct 06 2001, 4:05 PM EDT
Att: 26,276 - Cloudy - 70 F

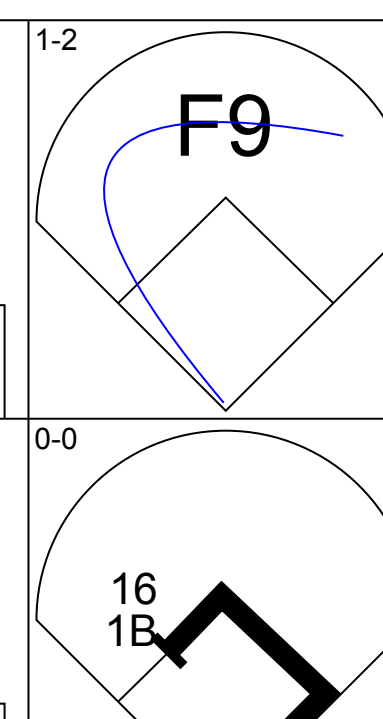
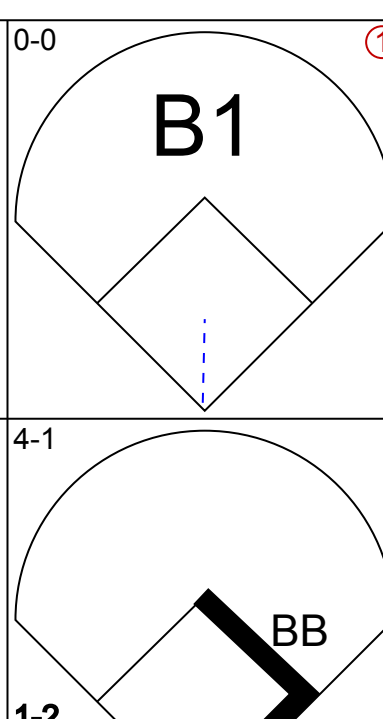
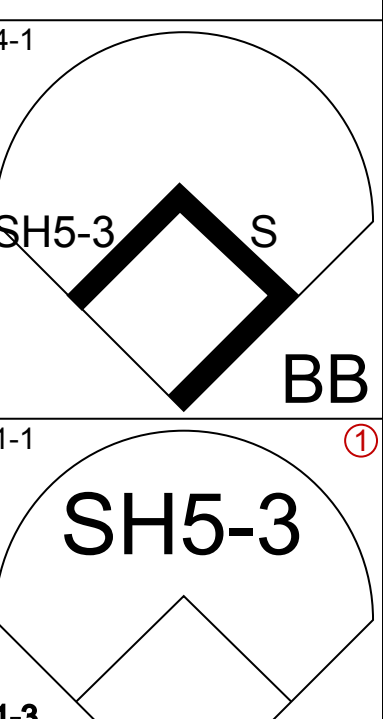
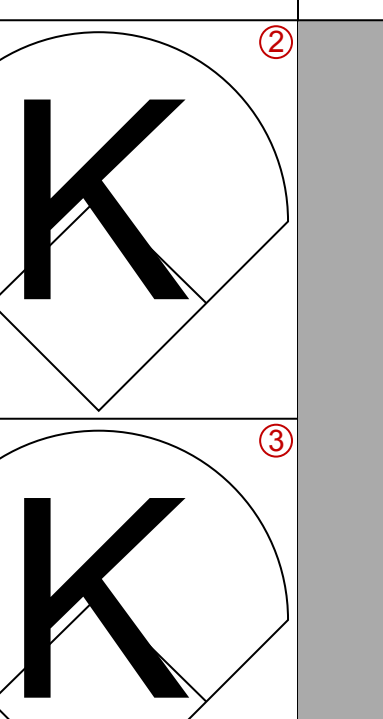
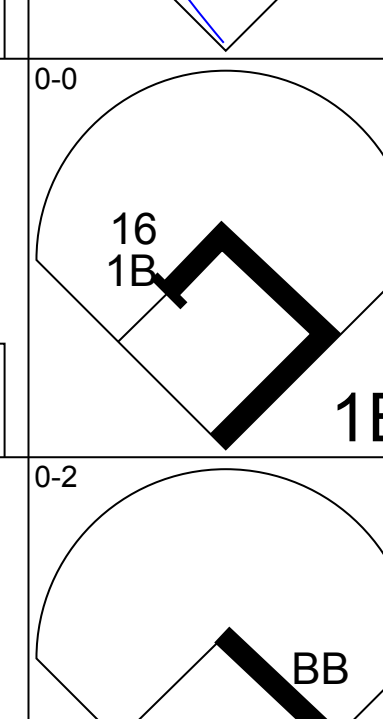
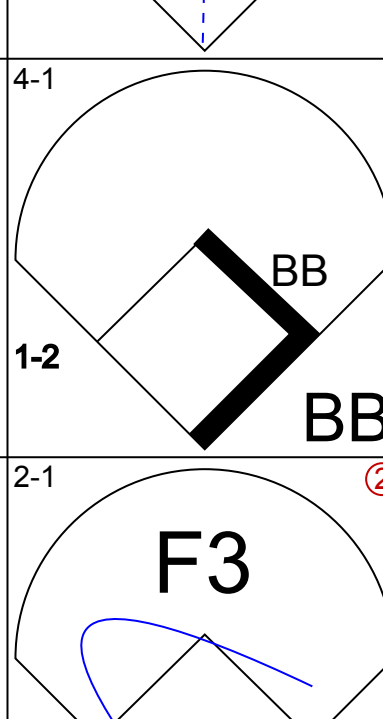
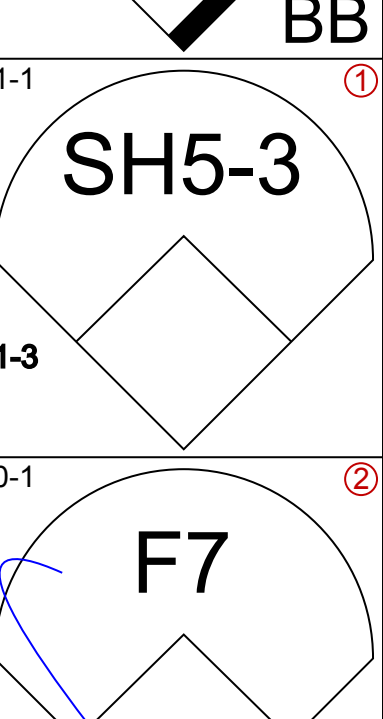
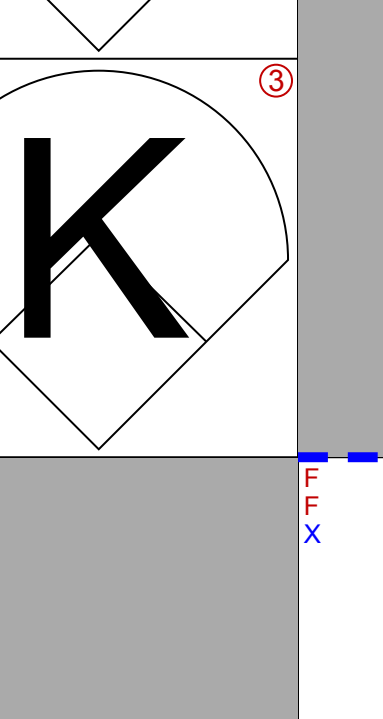
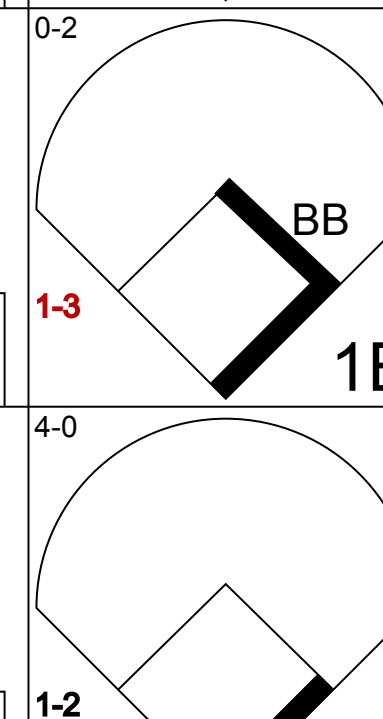
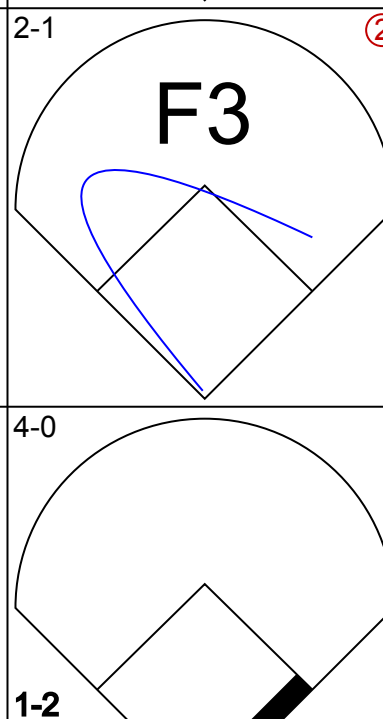
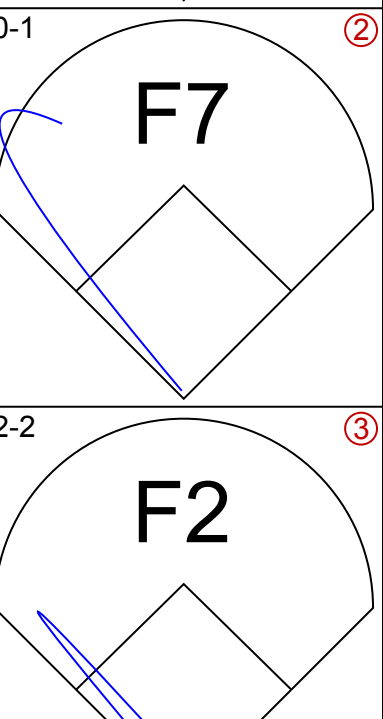
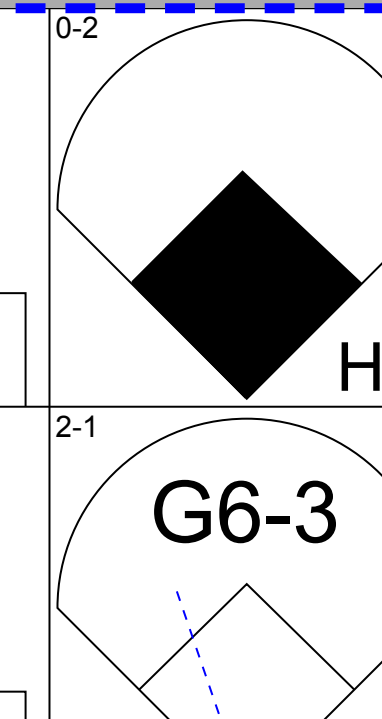
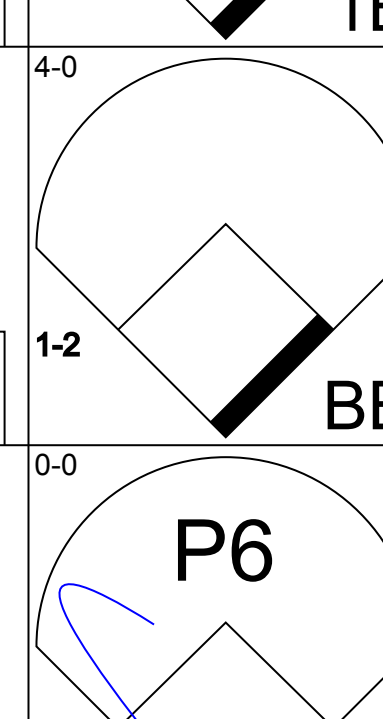
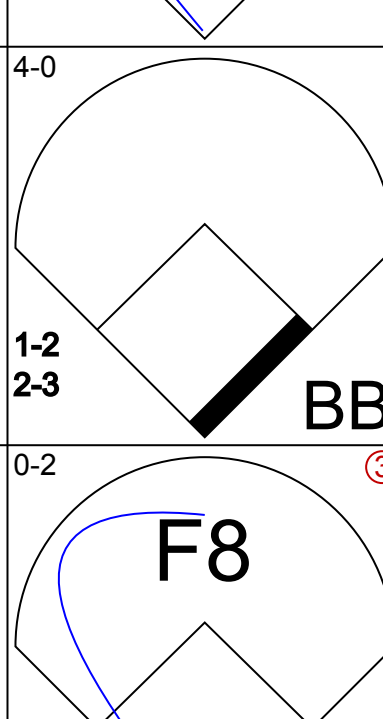
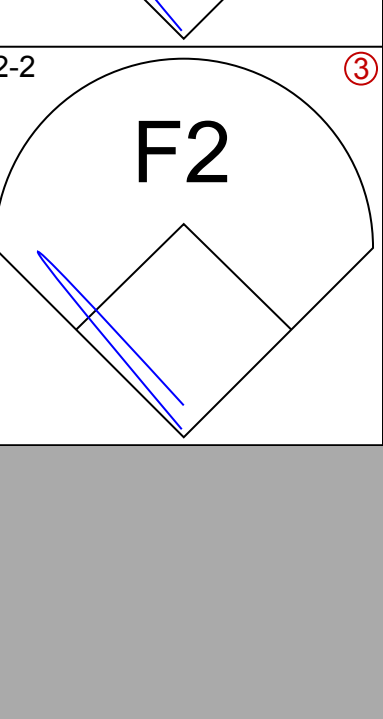
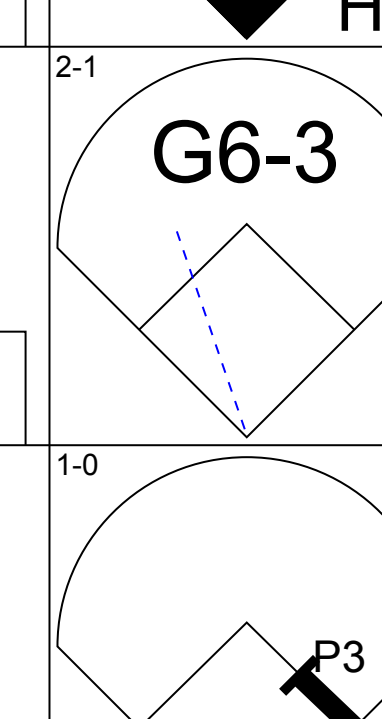
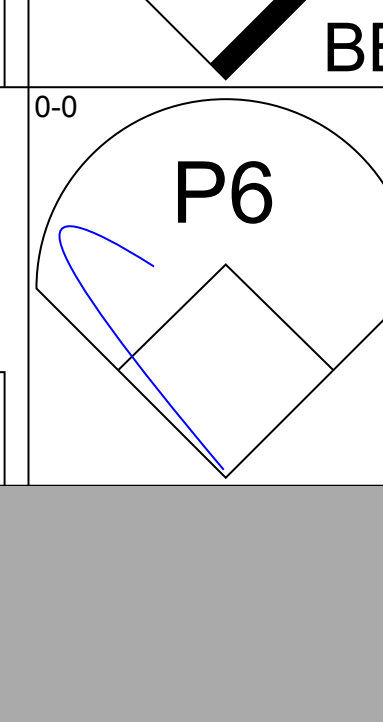
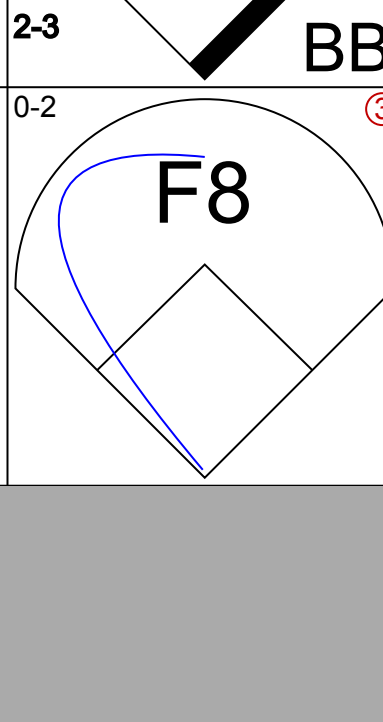
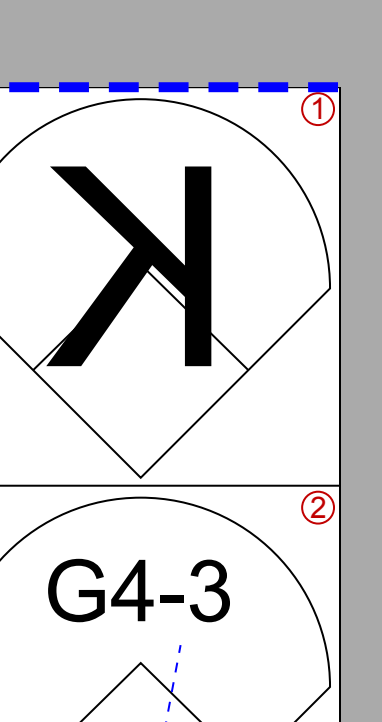
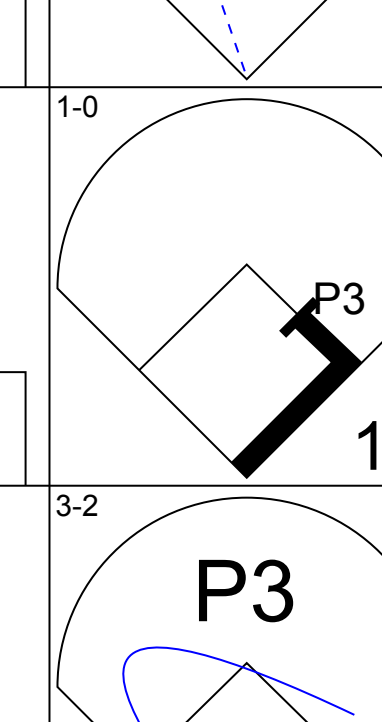
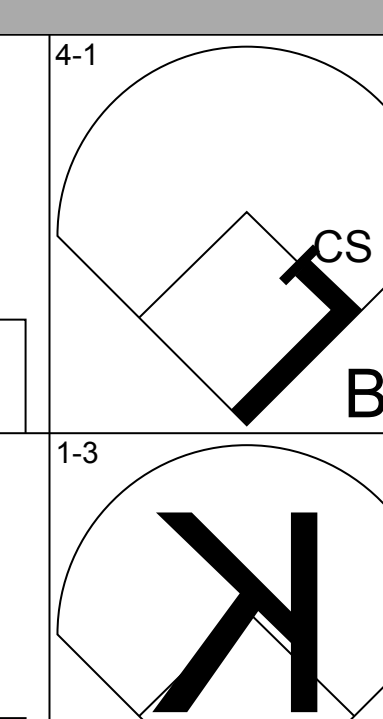
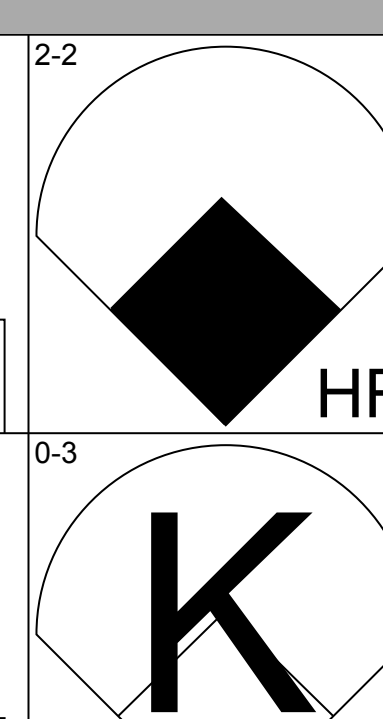
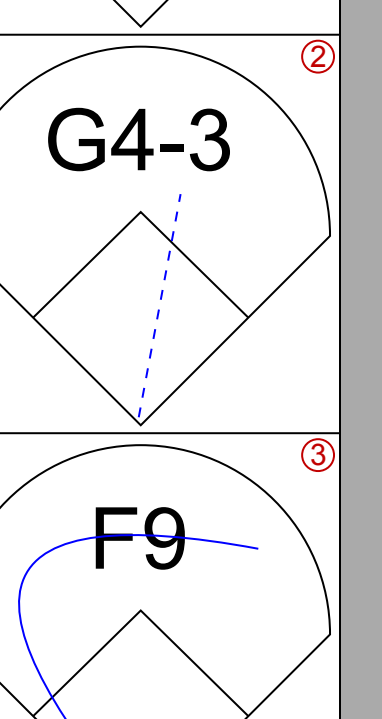
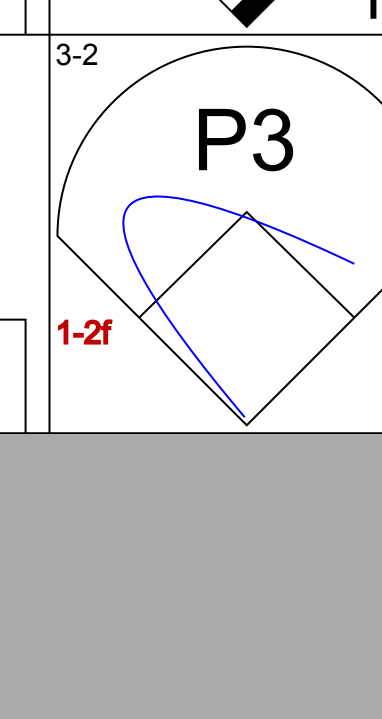
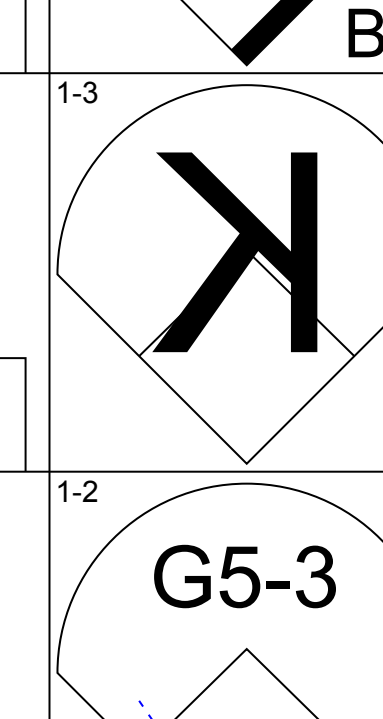
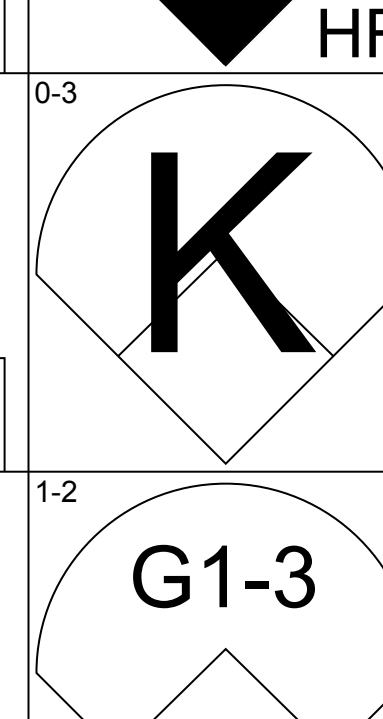
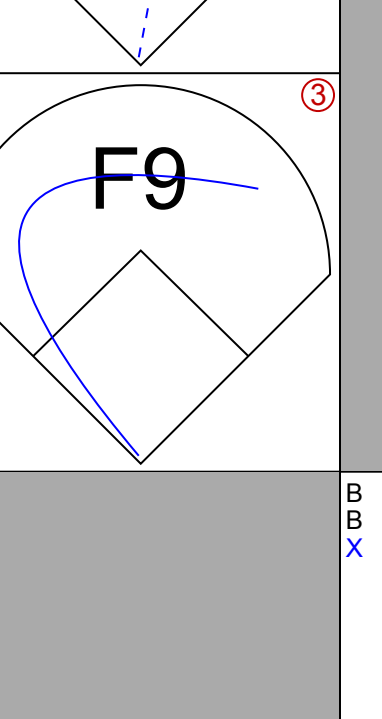
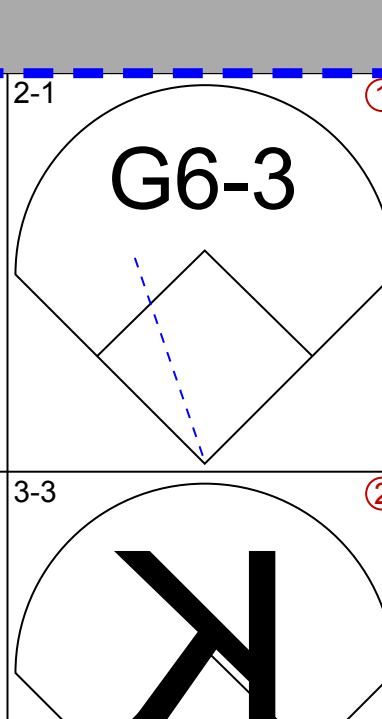
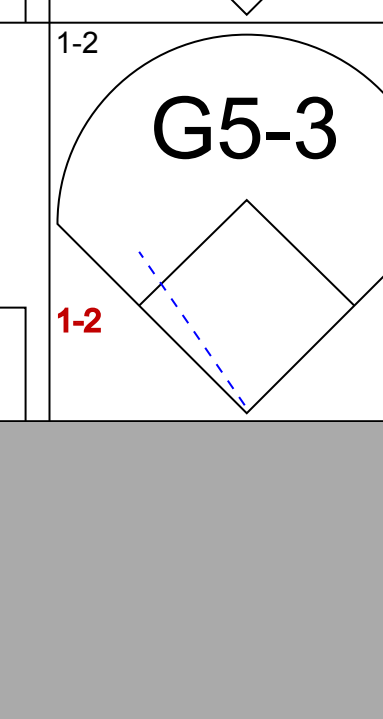
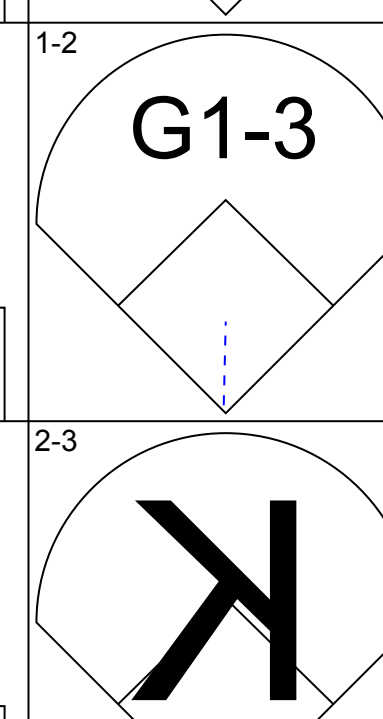
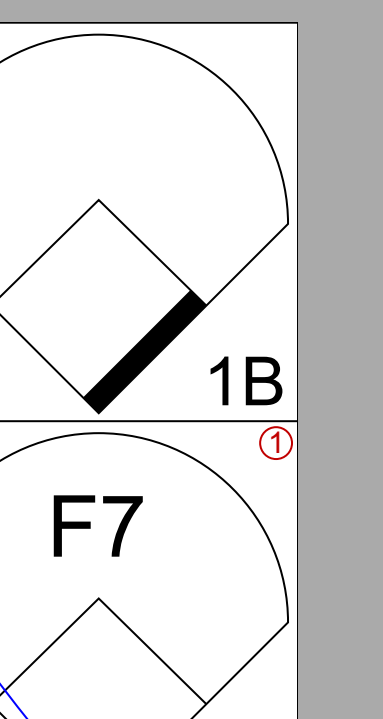
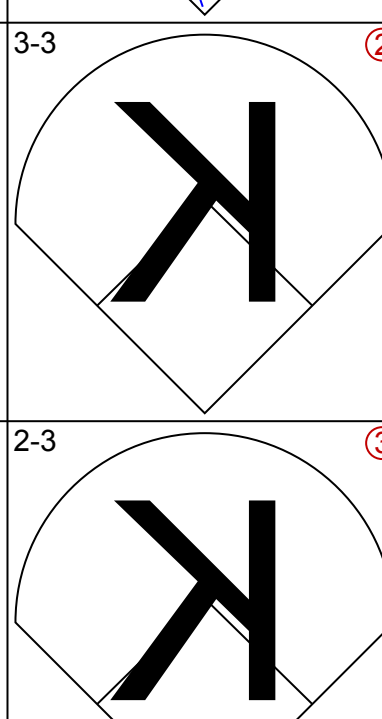
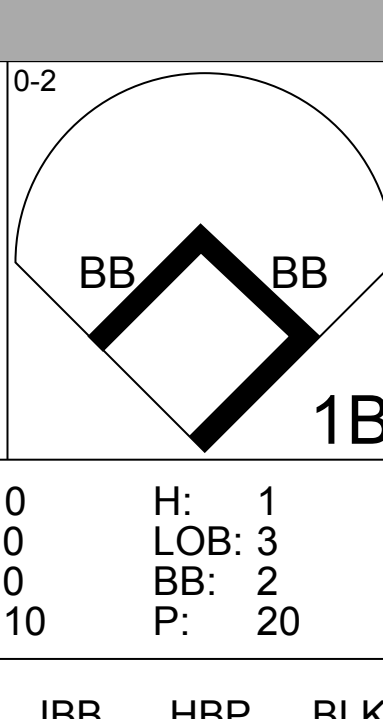
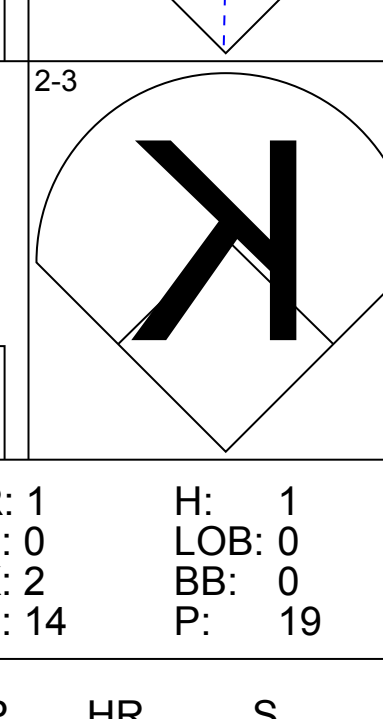
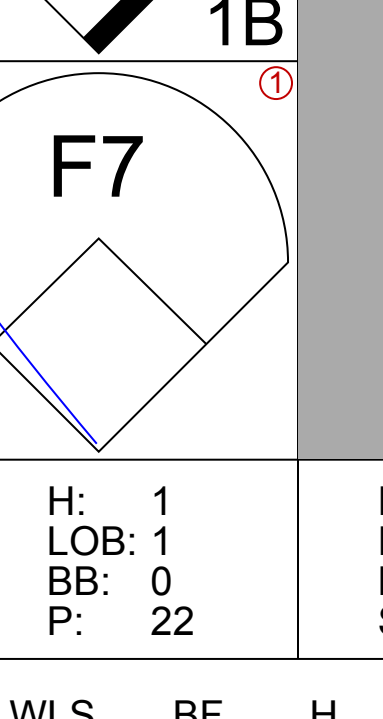
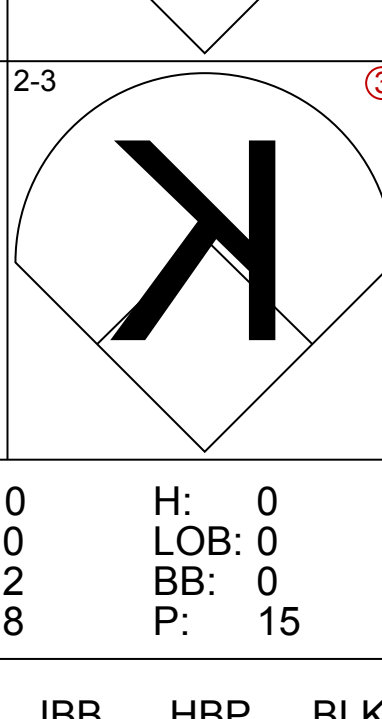
AB 33
R 3
H 6
RBI 2
BB 2
SO 10
LOB 12



Batter	1	2	3	4	5	6	7	8	9	AB	R	H	RBI	BB	SO	LOB	TOP					
Johnny Damon, L (1, 8) Rob Ryan, L (7, 8)										4	0	0	0	0	1	4	Oakland Athletics @ Anaheim Angels Edison International Field, Anaheim, CA Sun Oct 07 2001, 4:05 PM EDT Att: 18,682 - Sunny - 75 F					
Miguel Tejada, R (1, 6) Olmedo Saenz, R (6, 3)										3	1	1	0	0	2	0						
Jason Giambi, L (1, 3) F.P. Santangelo, S (6, PR)										2	0	1	0	1	0	0						
Jermaine Dye, R (1, 9) Ron Gant, R (6, 7)										3	1	1	1	0	1	1						
3 Eric Chavez, L (1, 5) Mark Bellhorn, S (6, 6)										3	1	1	1	0	1	2						
Jeremy Giambi, L (1, 10)										1	2	0	0	3	0	0						
Terrence Long, L (1, 7) Eric Byrnes, R (6, PR)										3	0	2	2	0	0	0						
Greg Myers, L (1, 2) Ramon Hernandez, R (5, 2)										2	0	0	0	0	0	2						
Frank Menechino, R (1, 4)										3	0	1	2	0	1	0						
Inning Stats	R: 0 E: 0 K: 2 S: 7	H: 0 LOB: 0 BB: 0 P: 8	R: 0 E: 0 K: 0 S: 6	H: 0 LOB: 0 BB: 0 P: 9	R: 0 E: 0 K: 0 S: 6	H: 1 LOB: 1 BB: 0 P: 9	R: 0 E: 0 K: 2 S: 13	H: 1 LOB: 1 BB: 0 P: 20	R: 2 E: 0 K: 0 S: 18	H: 2 LOB: 1 BB: 1 P: 27	R: 4 E: 0 K: 1 S: 15	H: 4 LOB: 3 BB: 2 P: 25	R: 0 E: 0 K: 1 S: 5	H: 0 LOB: 1 BB: 0 P: 8	R: 0 E: 0 K: 0 S: 6	H: 0 LOB: 1 BB: 2 P: 16		R: 0 E: 0 K: 2 S: 9	H: 0 LOB: 1 BB: 0 P: 13	1B: 3 2B: 4 3B: 0 HR: 1	SF: 1 SAC: 0 DP: 1 HBP: 1	WP: 0 PB: 0 SB: 0 CS: 0
PITCHER	IP WLS BF H R ER SO BB IBB HBP BLK WP HR S P ERA WHIP																PITCHER	IP WLS BF H R ER SO BB IBB HBP BLK WP HR S P ERA WHIP				
Brian Cooper, R (1, 1) ERA: 2.63	5.0 L 19 3 2 2 4 1 2 0 0 0 0 0 1 50 73 3.60 0.800																Matt Wise, R (9, 1) ERA: 4.38	1.0 4 0 0 0 2 0 0 1 0 0 0 0 1 10 18 108.00 12.000				
Lou Pote, R (6, 1) ERA: 4.15	0.1 5 2 4 4 1 2 0 0 0 0 0 0 0 10 18 108.00 12.000																					
Mike Holtz, L (6, 1) ERA: 4.86	0.0 1 1 1 0 0 0 0 0 0 0 0 0 0 1 1 100.00 1.000																					
Al Levine, R (6, 1) ERA: 2.38	0.2 3 1 0 0 0 0 0 0 0 0 0 0 0 4 6 0.00 1.500																					
J.B. Moadich, R (7, 1) ERA: 4.5	2.0 7 0 0 0 1 2 0 0 0 0 0 0 0 11 24 0.00 1.000																					

AB	32
R	6
H	7
RBI	6
BB	5
SO	8
LOB	14



Batter	1	2	3	4	5	6	7	8	9	AB	R	H	RBI	BB	SO	LOB	BOTTOM			
David Eckstein, R (1, 6)										3	0	0	0	1	1	2	Oakland Athletics @ Anaheim Angels Edison International Field, Anaheim, CA Sun Oct 07 2001, 4:05 PM EDT Att: 18,682 - Sunny - 75 F			
Benji Gil, R (1, 3)										2	0	1	0	1	1	1				
16 Garret Anderson, L (1, 10)										4	1	2	1	0	0	3				
Troy Glaus, R (1, 5)										2	0	0	0	2	0	1				
Tim Salmon, R (1, 9)										4	0	1	0	0	1	5				
Bengie Molina, R (1, 2)										3	1	1	1	1	0	1				
Jose Nieves, R (1, 4)										4	0	0	0	0	2	1				
Scott Spiezio, S (1, 7)										4	0	1	0	0	1	1				
Jeff DaVanon, S (1, 8)										4	0	1	0	0	2	1				
Inning Stats	R: 0 E: 0 K: 0 S: 8	H: 2 LOB: 2 BB: 1 P: 13	R: 0 E: 0 K: 1 S: 10	H: 0 LOB: 1 BB: 1 P: 16	R: 0 E: 0 K: 0 S: 10	H: 1 LOB: 3 BB: 2 P: 20	R: 1 E: 0 K: 2 S: 14	H: 1 LOB: 0 BB: 0 P: 19	R: 0 E: 0 K: 1 S: 9	H: 0 LOB: 1 BB: 0 P: 13	R: 0 E: 0 K: 2 S: 13	H: 1 LOB: 1 BB: 0 P: 22	R: 1 E: 0 K: 0 S: 10	H: 2 LOB: 0 BB: 0 P: 16	R: 0 E: 0 K: 2 S: 8	H: 0 LOB: 0 BB: 0 P: 15		1B: 5 2B: 1 3B: 0 HR: 2	SF: 0 SAC: 1 DP: 1 HBP: 0	WP: 0 PB: 0 SB: 1 CS: 1
PITCHER	IP WLS BF H R ER SO BB IBB HBP BLK WP HR S P ERA WHIP																PITCHER	IP WLS BF H R ER SO BB IBB HBP BLK WP HR S P ERA WHIP		
Barry Zito, L (1, 1) ERA: 3.49	5.0 W 22 4 1 1 3 3 0 0 0 0 0 0 0 22 35 0.00 0.500																			
Mike Flynne, R (6, 1) ERA: 3.15	2.0 7 1 0 0 3 0 0 0 0 0 0 0 1 10 16 9.00 2.000																			
Luis Vizcaino, R (8, 1) ERA: 4.66	1.0 4 2 1 1 0 0 0 0 0 0 0 0 0 8 15 0.00 0.000																			
Jim Mecir, R (9, 1) ERA: 3.43	1.0 3 0 0 0 2 0 0 0 0 0 0 0 0 8 15 0.00 0.000																			

AB	30
R	2
H	7
RBI	2
BB	5
SO	8
LOB	16

