

Anaheim Angels - 2002

Batter	1	2	3	4	5	6	7	8	9	AB	R	H	RBI	BB	SO	LOB	TOP								
Matt Lawton, L (1, 9)										3	2	0	0	1	0	1	Cleveland Indians @ Anaheim Angels Edison International Field, Anaheim, CA Tue Apr 02 2002, 10:05 PM EST Att: 20,055 - Overcast - 61 F								
Omar Vizquel, S (1, 6)										3	2	1	1	1	0	1									
Ellis Burks, R (1, 10)										4	0	2	2	0	0	1									
Jim Thome, L (1, 3)										2	0	0	1	1	1	1									
Travis Fryman, R (1, 5)										4	0	0	0	0	1	2									
Ricky Gutierrez, R (1, 4)										4	0	1	0	0	1	0									
Russell Branyan, L (1, 7)										3	1	1	1	1	0	1									
Milton Bradley, S (1, 8)										4	0	1	0	0	1	2									
Einar Diaz, R (1, 2)										3	0	0	0	0	0	1									
Brady Anderson, L (9, PH)										0	0	0	0	1	0	0									
Inning Stats	R: 0 E: 0 K: 1 S: 10	H: 0 LOB: 1 BB: 0 P: 16	R: 0 E: 0 K: 0 S: 14	H: 0 LOB: 1 BB: 1 P: 25	R: 2 E: 0 K: 1 S: 14	H: 2 LOB: 1 BB: 2 P: 30	R: 0 E: 0 K: 0 S: 7	H: 1 LOB: 0 BB: 0 P: 12	R: 2 E: 1 K: 0 S: 13	H: 1 LOB: 1 BB: 1 P: 23	R: 0 E: 0 K: 0 S: 8	H: 1 LOB: 1 BB: 0 P: 12	R: 0 E: 0 K: 1 S: 8	H: 0 LOB: 0 BB: 0 P: 12	R: 0 E: 0 K: 1 S: 8	H: 0 LOB: 0 BB: 0 P: 12	R: 1 E: 0 K: 1 S: 13	H: 1 LOB: 0 BB: 1 P: 19	1B: 3 2B: 1 3B: 1 HR: 1	SF: 1 SAC: 0 DP: 2 HBP: 1	WP: 0 PB: 0 SB: 1 CS: 1	PA: 37			
PITCHER	IP WLS BF H R ER SO BB IBB HBP BLK WP HR S P ERA WHIP																								
Kevin Appier, R (1, 1)	5.0	23	4	4	2	2	4	0	1	0	0	0	0	0	0	58	106	3.60	1.600						
Ben Weber, R (6, 1)	2.0	7	1	0	0	0	0	0	0	0	0	0	0	0	0	16	24	0.00	0.500						
Al Levine, R (8, 1)	1.0	3	0	0	0	1	0	0	0	0	0	0	0	0	8	12	0.00	0.000							
Troy Percival, R (9, 1)	1.0	4	1	1	1	1	1	0	0	0	0	1	13	19	9.00	2.000									

Batter	1	2	3	4	5	6	7	8	9	AB	R	H	RBI	BB	SO	LOB	BOTTOM							
David Eckstein, R (1, 6)										4	3	3	1	0	0	0	Cleveland Indians @ Anaheim Angels Edison International Field, Anaheim, CA Tue Apr 02 2002, 10:05 PM EST Att: 20,055 - Overcast - 61 F							
Darin Erstad, L (1, 8)										4	1	2	2	0	1	1								
Tim Salmon, R (1, 9)										4	0	1	1	0	1	2								
16 Garret Anderson, L (1, 7)										3	1	0	0	1	0	1								
Troy Glaus, R (1, 5)										3	1	1	2	1	1	1								
Benji Gil, R (1, 3)										4	0	0	0	0	3	2								
Brad Fullmer, L (1, 10)										3	0	1	0	1	0	0								
Jeff DaVanon, S (8, PR)										0	0	0	0	0	0	0								
Bengie Molina, R (1, 2)										4	0	0	0	0	0	2								
Adam Kennedy, L (1, 4)										3	1	0	0	1	1	4								
Inning Stats	R: 1 E: 0 K: 0 S: 11	H: 2 LOB: 1 BB: 0 P: 16	R: 0 E: 0 K: 1 S: 9	H: 0 LOB: 0 BB: 0 P: 14	R: 1 E: 0 K: 2 S: 10	H: 1 LOB: 0 BB: 0 P: 15	R: 0 E: 0 K: 2 S: 11	H: 0 LOB: 0 BB: 0 P: 18	R: 2 E: 0 K: 0 S: 18	H: 2 LOB: 1 BB: 1 P: 28	R: 1 E: 1 K: 1 S: 10	H: 1 LOB: 2 BB: 1 P: 17	R: 2 E: 0 K: 1 S: 10	H: 2 LOB: 1 BB: 1 P: 15	R: 0 E: 0 K: 0 S: 11	H: 0 LOB: 1 BB: 1 P: 17	1B: 4 2B: 4 3B: 1 HR: 0	SF: 0 SAC: 0 DP: 1 HBP: 0	WP: 0 PB: 0 SB: 4 CS: 0	PA: 36				
PITCHER	IP WLS BF H R ER SO BB IBB HBP BLK WP HR S P ERA WHIP																							
CC Sabathia, L (1, 1)	5.1	22	5	4	4	5	1	0	0	0	0	0	0	0	60	92	6.75	1.125						
David Riske, R (6, 1)	0.1	2	0	0	0	1	1	0	0	0	0	0	0	4	9	0.00	3.000							
Ricardo Rincon, L (6, 1)	0.2	5	2	2	1	1	0	0	0	0	0	0	0	11	13	13.50	3.000							
Mark Wohlers, R (7, 1)	1.2	7	1	1	1	0	1	1	0	0	0	0	0	15	26	5.40	1.200							


AB 30
R 5
H 6
RBI 5
BB 5
SO 4
LOB 10

AB 32
R 7
H 8
RBI 6
BB 4
SO 7
LOB 13

Batter	1	2	3	4	5	6	7	8	9	AB	R	H	RBI	BB	SO	LOB	TOP										
Matt Lawton, L OBP: 0.400, SLG: 0.273 (1, 9)										5	0	2	2	0	1	2											
Omar Vizquel, S OBP: 0.357, SLG: 0.462 (1, 6)										5	1	2	0	0	0	3											
Ellis Burks, R OBP: 0.462, SLG: 0.500 (1, 10)										5	0	1	0	0	3	3											
Jim Thome, L OBP: 0.308, SLG: 0.111 (1, 3)										3	0	0	0	1	1	3											
Travis Fryman, R OBP: 0.385, SLG: 0.636 (1, 5)										3	1	1	0	2	0	1											
Brady Anderson, L OBP: 0.697, SLG: 1.000 (1, 8) (8, 7)										3	1	2	2	1	0	2											
Ricky Gutierrez, R OBP: 0.308, SLG: 0.538 (1, 4)										5	2	2	1	0	0	6											
Russell Branyan, L OBP: 0.500, SLG: 0.667 (1, 7) (8, PR)										2	1	1	1	2	0	0											
Milton Bradley, S OBP: 0.250, SLG: 0.375 (8, 8)										0	0	0	0	0	0	0											
Einar Diaz, R OBP: 0.182, SLG: 0.182 (1, 2)										4	0	0	0	0	0	4											
Inning Stats	R: 0 E: 0 K: 0 S: 10	H: 1 LOB: 1 BB: 0 P: 18	R: 3 E: 0 K: 0 S: 11	H: 4 LOB: 1 BB: 0 P: 23	R: 1 E: 0 K: 1 S: 13	H: 1 LOB: 1 BB: 1 P: 24	R: 0 E: 0 K: 0 S: 8	H: 0 LOB: 1 BB: 1 P: 15	R: 0 E: 0 K: 1 S: 10	H: 2 LOB: 2 BB: 1 P: 18	R: 0 E: 0 K: 0 S: 8	H: 0 LOB: 0 BB: 0 P: 9	R: 0 E: 0 K: 1 S: 11	H: 1 LOB: 2 BB: 1 P: 19	R: 1 E: 0 K: 1 S: 9	H: 1 LOB: 1 BB: 1 P: 15	R: 1 E: 0 K: 1 S: 12	H: 1 LOB: 2 BB: 1 P: 23	1B: 7 2B: 3 3B: 0 HR: 1	SF: 1 SAC: 0 DP: 1 HBP: 1	WP: 3 PB: 1 SB: 0 CS: 0	PA: 43					
PITCHER	IP	WLS	BF	H	R	ER	SO	BB	IBB	HBP	BLK	WP	HR	S	P	ERA	WHIP										
Aaron Sele, R ERA: 7.2 (1, 1)	5.0	L	25	8	4	4	2	2	1	0	0	2	0	52	98	7.20	2.000										
47 Mark Lukasiewicz, L ERA: 4.5 (6, 1)	1.0		4	1	0	0	0	0	0	0	0	0	0	11	14	0.00	1.000										
Donne Wall, R ERA: 2.25 (7, 1)	2.0		8	1	1	1	2	2	0	0	0	1	1	17	29	4.50	1.500										
Al Levine, R ERA: 4.5 (9, 1)	1.0		6	1	1	1	1	1	0	1	0	0	0	12	23	9.00	2.000										
Batter	1	2	3	4	5	6	7	8	9	AB	R	H	RBI	BB	SO	LOB	BOTTOM										
David Eckstein, R OBP: 0.462, SLG: 0.692 (1, 6)										5	1	2	0	0	0	4											
Darin Erstad, L OBP: 0.385, SLG: 0.364 (1, 8)									3	1	0	0	2	0	2												
Tim Salmon, R OBP: 0.231, SLG: 0.250 (9, PR)									4	0	1	1	1	2	0												
Jeff DaVanon, S (9, PR)									0	0	0	0	0	0	0												
16 Garret Anderson, L OBP: 0.385, SLG: 0.273 (1, 7)									5	0	1	1	0	1	4												
Troy Glaus, R OBP: 0.308, SLG: 0.333 (1, 5)									5	1	2	1	0	1	3												
Brad Fullmer, L OBP: 0.417, SLG: 0.333 (1, 10)									3	1	1	0	1	0	4												
Bengie Molina, R OBP: 0.182, SLG: 0.182 (1, 2)									4	0	2	1	0	0	1												
Benji Gil, R OBP: 0.182, SLG: 0.200 (1, 3)									3	0	1	1	0	0	1												
Adam Kennedy, L OBP: 0.182, SLG: 0.200 (1, 4)									4	1	1	0	0	1	3												
Inning Stats	R: 1 E: 0 K: 0 S: 12	H: 2 LOB: 2 BB: 2 P: 25	R: 0 E: 0 K: 0 S: 10	H: 1 LOB: 1 BB: 0 P: 12	R: 0 E: 0 K: 0 S: 5	H: 0 LOB: 0 BB: 0 P: 8	R: 1 E: 1 K: 0 S: 18	H: 2 LOB: 2 BB: 0 P: 21	R: 0 E: 0 K: 1 S: 8	H: 1 LOB: 1 BB: 0 P: 10	R: 1 E: 0 K: 1 S: 18	H: 3 LOB: 2 BB: 0 P: 24	R: 0 E: 0 K: 2 S: 9	H: 0 LOB: 0 BB: 0 P: 12	R: 0 E: 0 K: 0 S: 6	H: 0 LOB: 0 BB: 1 P: 12	R: 2 E: 0 K: 1 S: 13	H: 2 LOB: 2 BB: 1 P: 22	1B: 9 2B: 2 3B: 0 HR: 0	SF: 1 SAC: 0 DP: 2 HBP: 0	WP: 0 PB: 0 SB: 0 CS: 0	PA: 41					
PITCHER	IP	WLS	BF	H	R	ER	SO	BB	IBB	HBP	BLK	WP	HR	S	P	ERA	WHIP										
Ryan Drese, R ERA: 4.76 (1, 1)	5.2	W	28	9	3	3	2	2	0	0	0	0	0	69	97	4.76	1.941										
Ricardo Rincon, L ERA: 9.0 (6, 1)	0.1	H	1	0	0	0	0	0	0	0	0	0	0	2	3	0.00	0.000										
David Riske, R ERA: (7, 1)	1.0	H	3	0	0	0	2	0	0	0	0	0	0	9	12	0.00	0.000										
Paul Shuey, R ERA: (8, 1)	1.0	H	3	0	0	0	0	1	0	0	0	0	0	6	12	0.00	1.000										
Bob Wickman, R ERA: 18.0 (9, 1)	1.0	S	6	2	2	2	1	1	0	0	0	0	0	13	22	18.00	3.000										


Cleveland Indians @ Anaheim Angels
Edison International Field, Anaheim, CA
Wed Apr 03 2002, 10:05 PM EST
Att: 18,194 - Overcast - 56 F

AB 35
R 6
H 11
RBI 6
BB 6
SO 5
LOB 24



Cleveland Indians @ Anaheim Angels
Edison International Field, Anaheim, CA
Wed Apr 03 2002, 10:05 PM EST
Att: 18,194 - Overcast - 56 F

AB 36
R 5
H 11
RBI 5
BB 4
SO 5
LOB 22



Batter	1	2	3	4	5	6	7	8	9	AB	R	H	RBI	BB	SO	LOB	TOP				
David Eckstein, R (1, 6) OBP: 0.353, SLG: 0.529	F7		F8			L3		G5-3		4	0	0	0	0	0	0					
Darin Erstad, L (1, 8) OBP: 0.294, SLG: 0.267	F7			P5		F8		P4		4	0	0	0	0	0	0					
Tim Salmon, R (1, 9) OBP: 0.294, SLG: 0.333	G5-3			G6-3			HR		BB	3	2	1	0	1	0	0					
16 Garret Anderson, L (1, 7) OBP: 0.353, SLG: 0.267		P6			1B		L9		BB	4	0	1	0	0	1	2					
Troy Glaus, R (1, 5) OBP: 0.353, SLG: 0.533	G5-3			L9			HR		BB	3	1	1	2	1	0	1					
Brad Fullmer, L (1, 10) OBP: 0.375, SLG: 0.308					F7		F2		F8	4	0	1	0	0	0	2					
Bengie Molina, R (1, 2) OBP: 0.267, SLG: 0.333		K			G5-3					4	0	2	1	0	1	1					
Benji Gil, R (1, 3) OBP: 0.182, SLG: 0.200				G1-3						0	0	0	0	0	0	0					
Jose Nieves, R (1, 3)					F8		K			3	0	0	0	0	1	1					
Adam Kennedy, L (1, 4) OBP: 0.143, SLG: 0.154				F8		G4-3		F7		3	0	0	0	0	0	0					
Inning Stats	R: 0 E: 0 K: 0 S: 5	H: 0 LOB: 0 BB: 0 P: 8	R: 0 E: 0 K: 1 S: 10	H: 1 LOB: 1 BB: 0 P: 14	R: 0 E: 0 K: 0 S: 7	H: 0 LOB: 0 BB: 0 P: 10	R: 0 E: 0 K: 0 S: 7	H: 1 LOB: 1 BB: 0 P: 9	R: 0 E: 0 K: 0 S: 8	H: 0 LOB: 0 BB: 0 P: 10	R: 2 E: 0 K: 1 S: 17	H: 3 LOB: 1 BB: 0 P: 21	R: 0 E: 0 K: 0 S: 8	H: 0 LOB: 0 BB: 0 P: 11	R: 1 E: 0 K: 1 S: 11	H: 1 LOB: 2 BB: 2 P: 24	1B: 3 2B: 2 3B: 0 HR: 1	SF: 0 SAC: 0 DP: 0 HBP: 0	WP: 0 PB: 0 SB: 0 CS: 0	PA: 34	
PITCHER	IP	WLS	BF	H	R	ER	SO	BB	IBB	HBP	BLK	WP	HR	S	P	ERA	WHIP				
Ismael Valdez, R (1, 1) ERA: 2.25	8.0	L	29	5	2	2	2	0	0	0	0	0	1	72	98	2.25	0.625				
Colby Lewis, R (9, 1) ERA: 3.95	1.0		5	1	1	1	1	2	0	0	0	0	0	11	24	9.00	3.000				

Anaheim Angels @ Texas Rangers
The Ballpark at Arlington, Arlington, TX
Fri Apr 05 2002, 3:05 PM EST
Att: 49,617 - Sunny - 67 F

AB 32
R 3
H 6
RBI 3
BB 2
SO 3
LOB 7

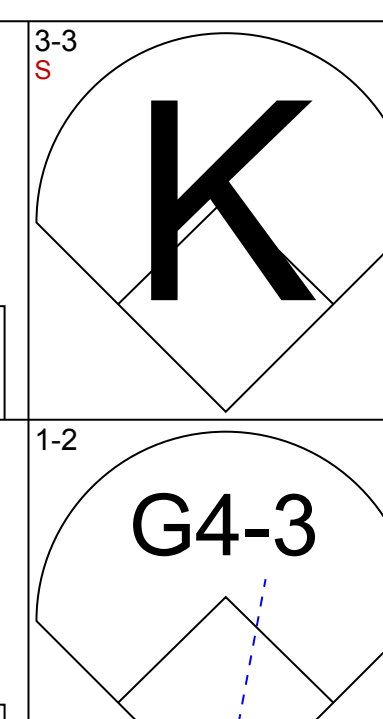
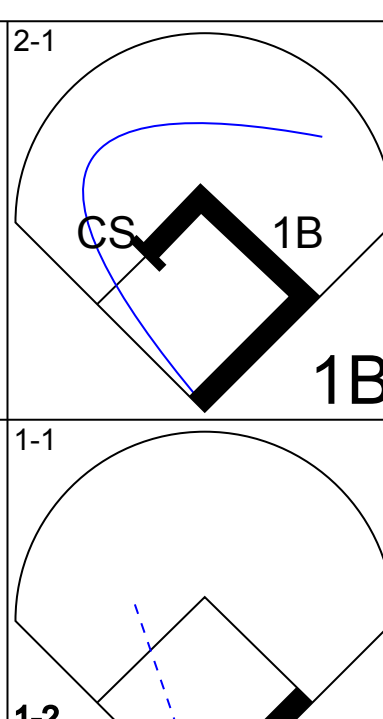
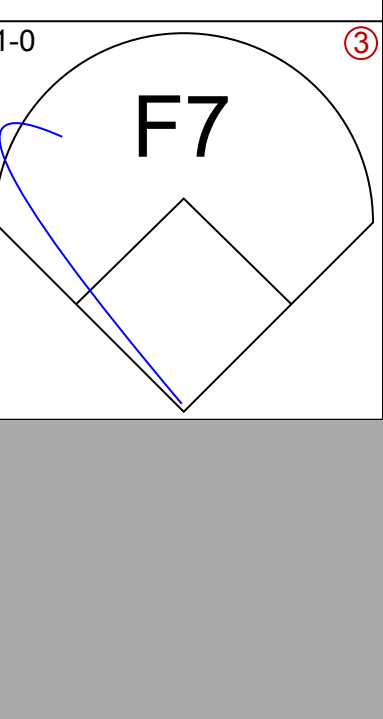
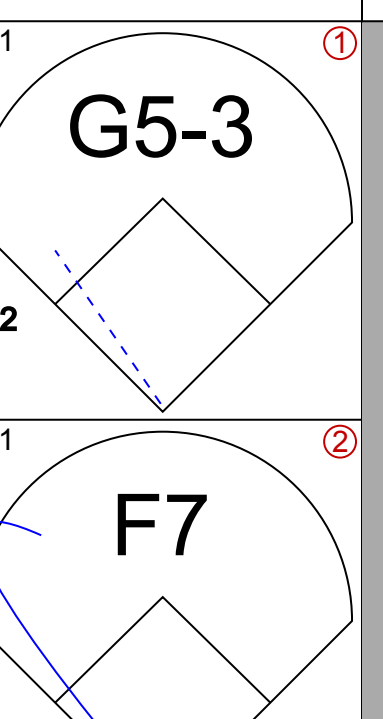
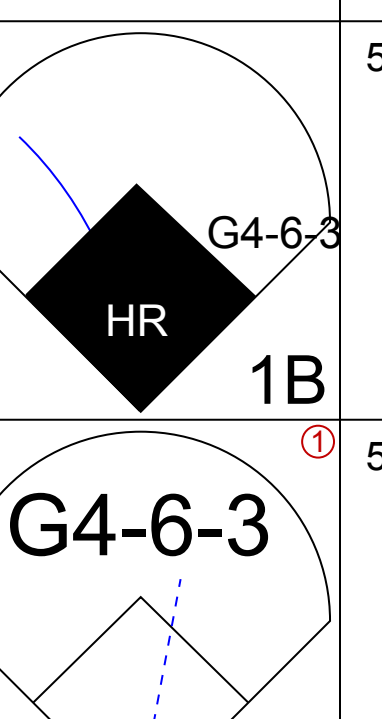
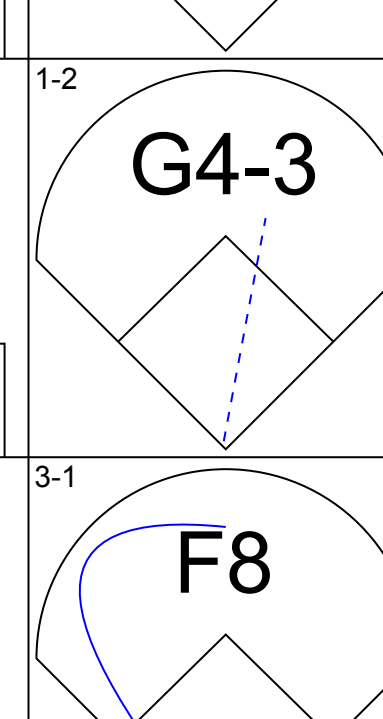
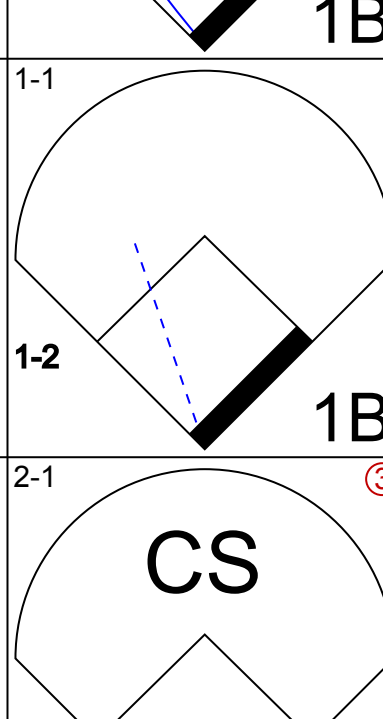
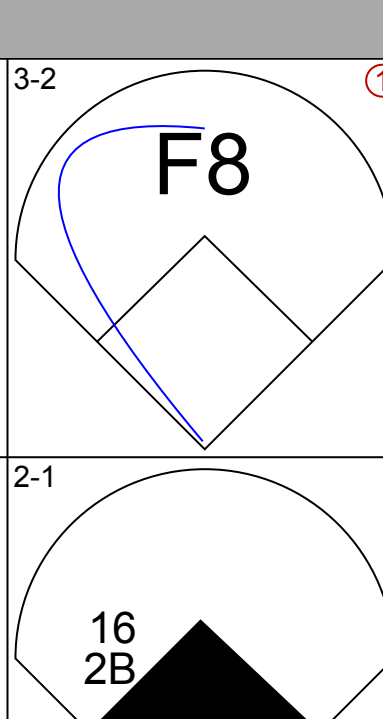
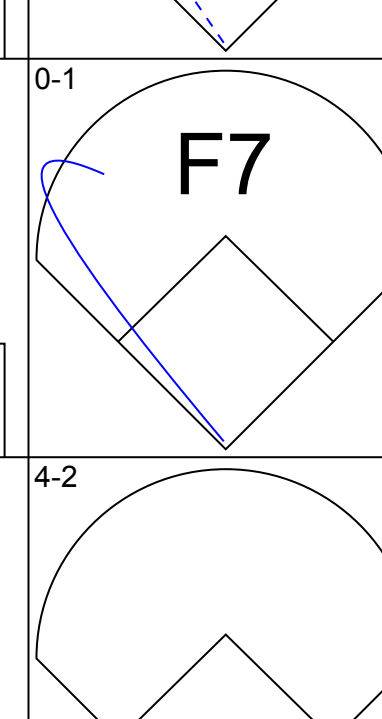
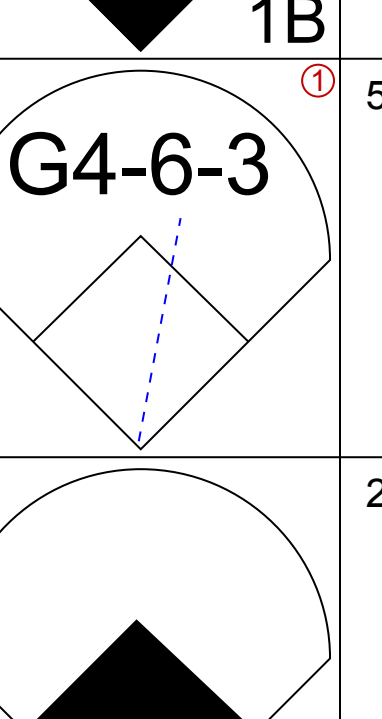
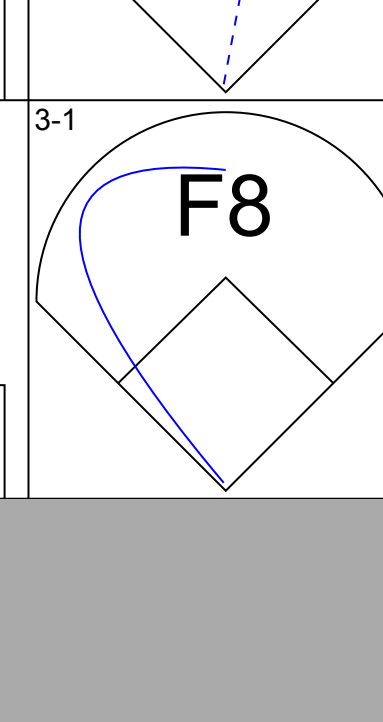
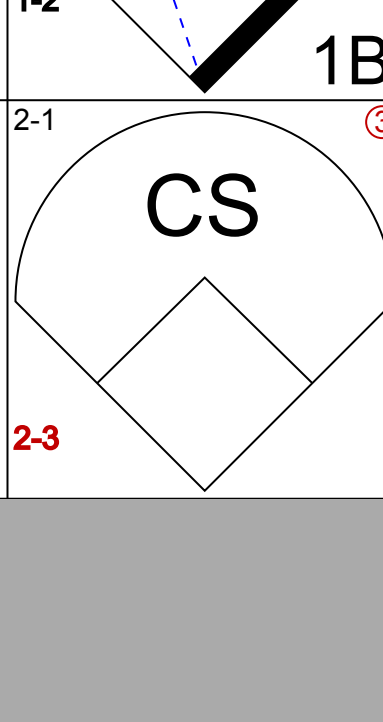
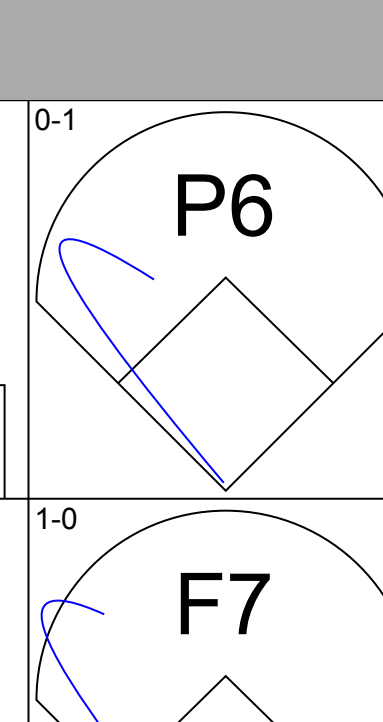
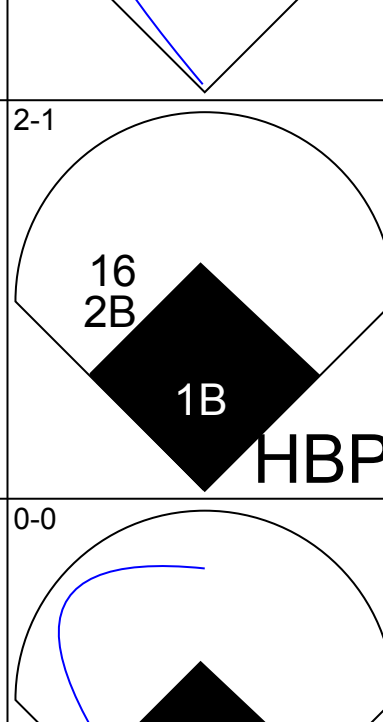
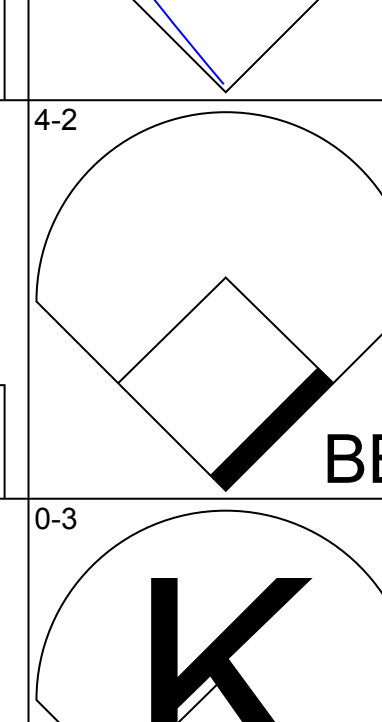
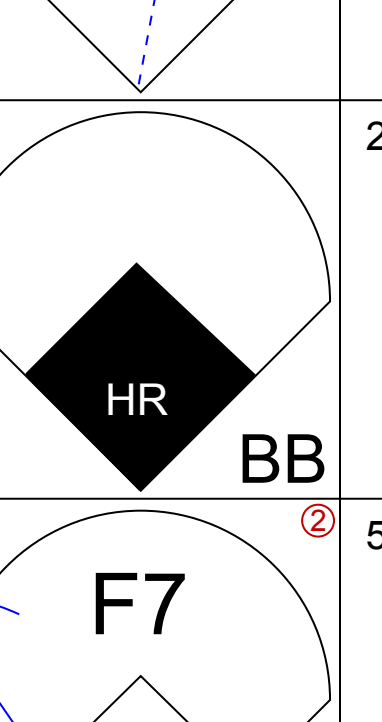
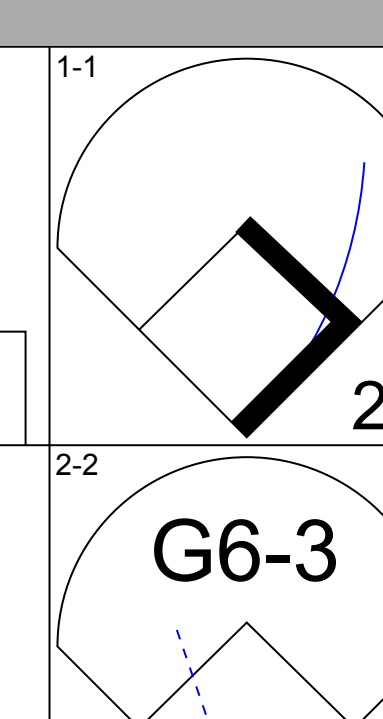
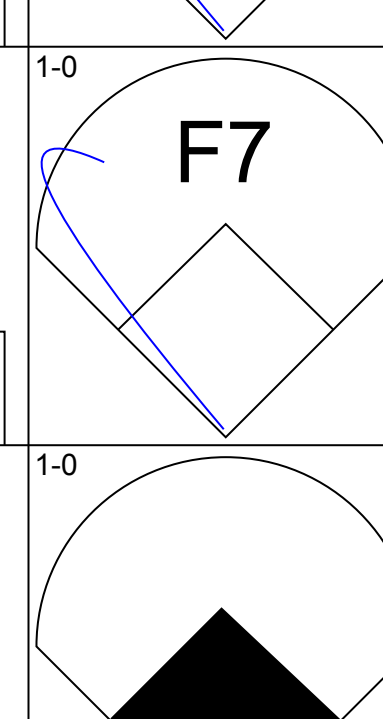
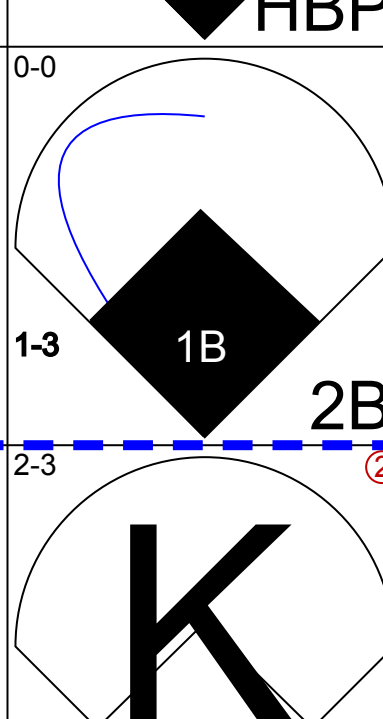
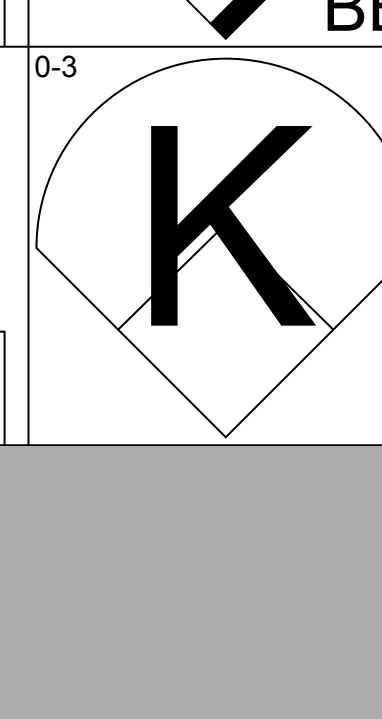
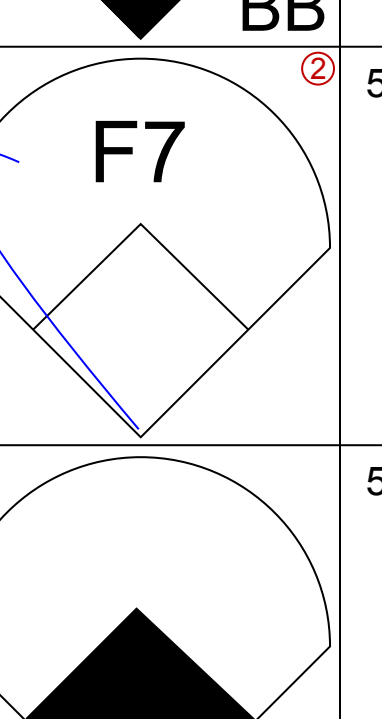
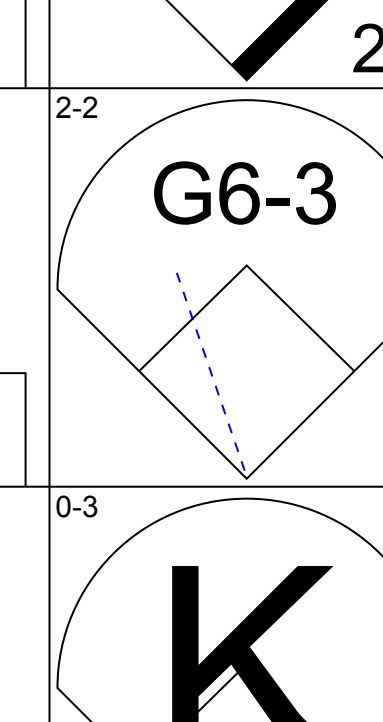
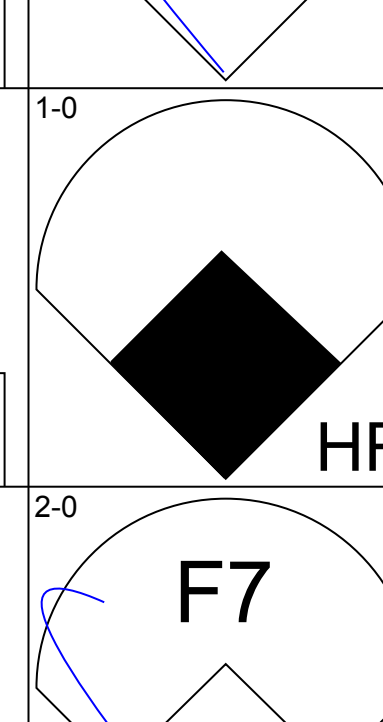
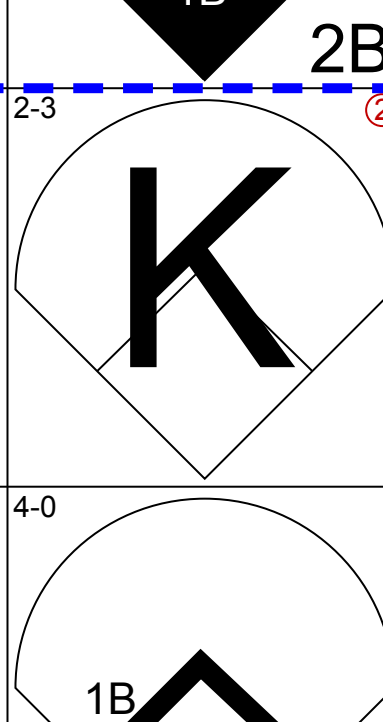
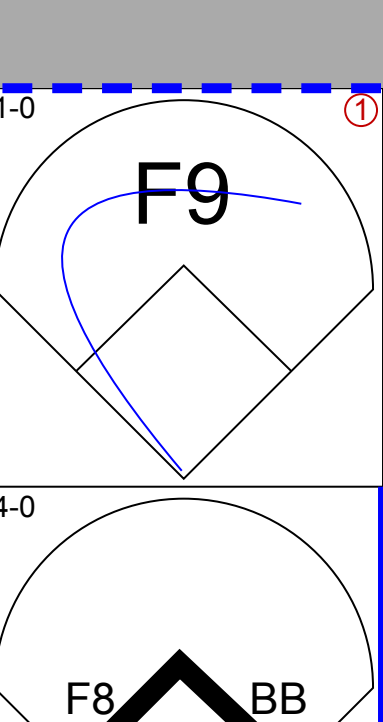
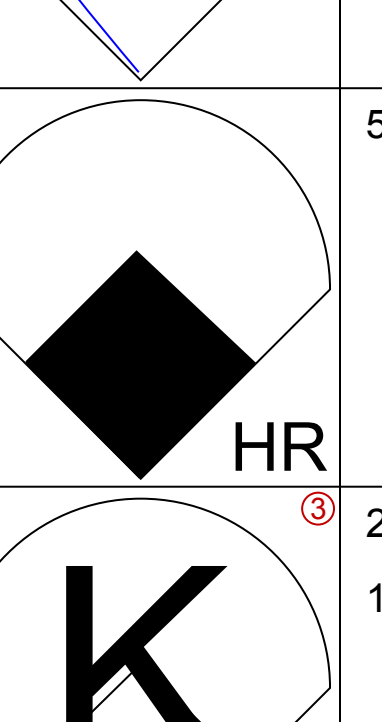
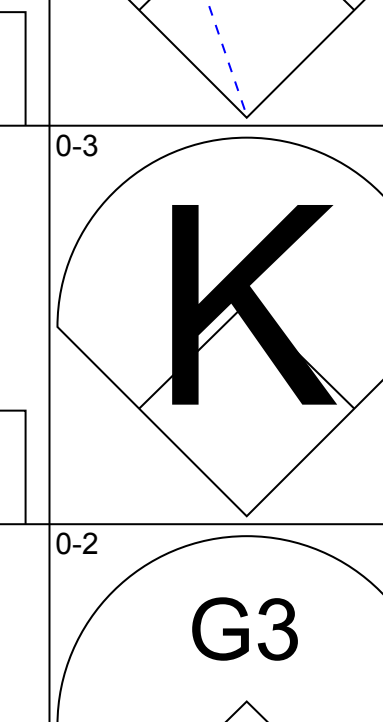
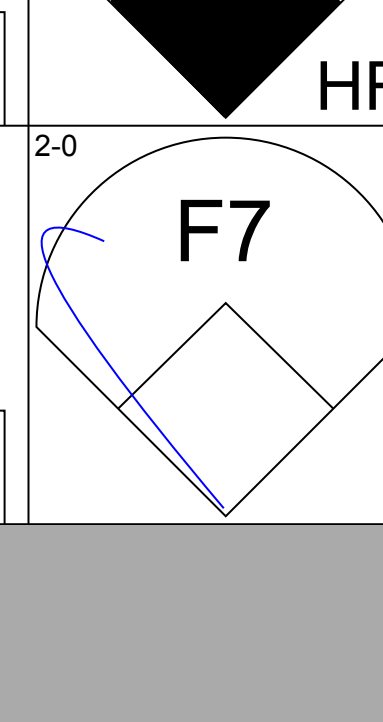
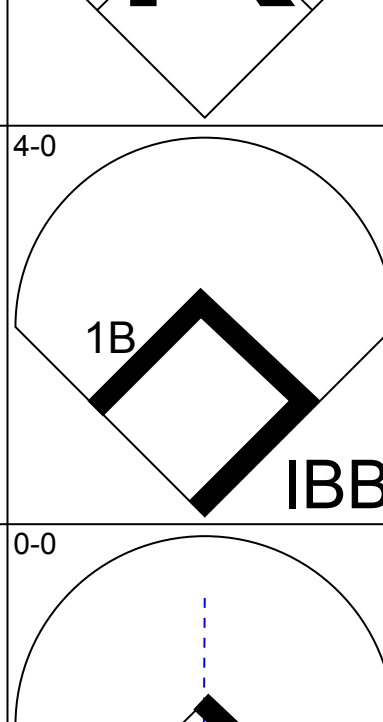
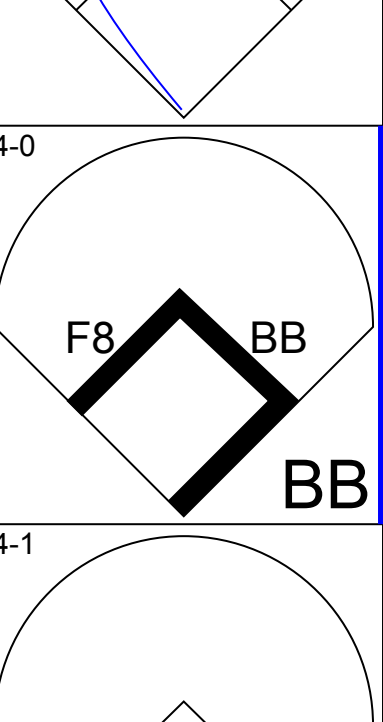
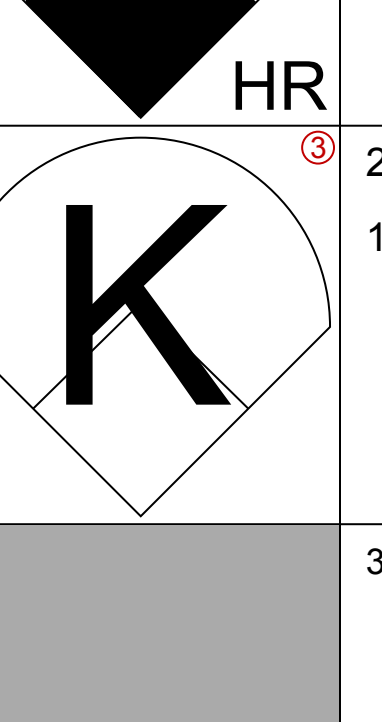
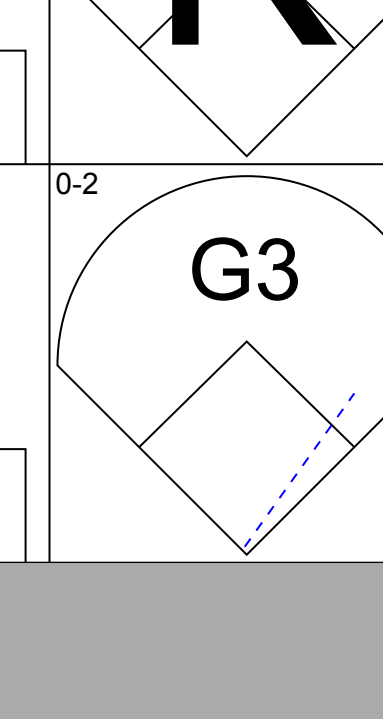
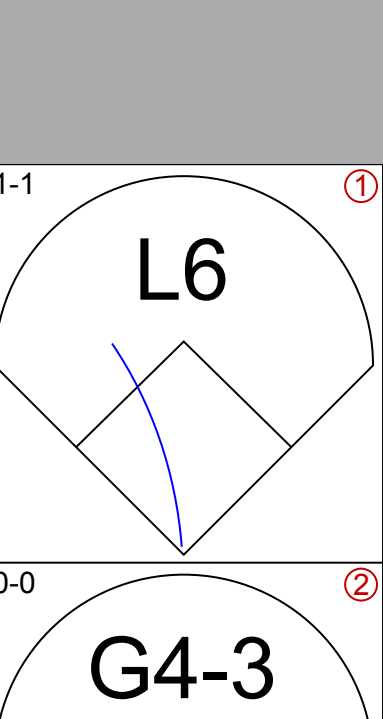
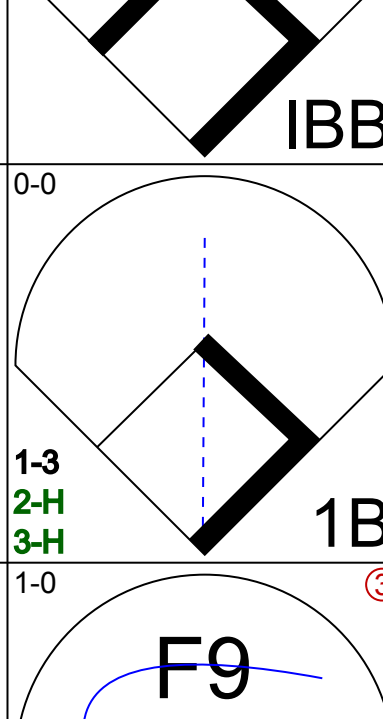
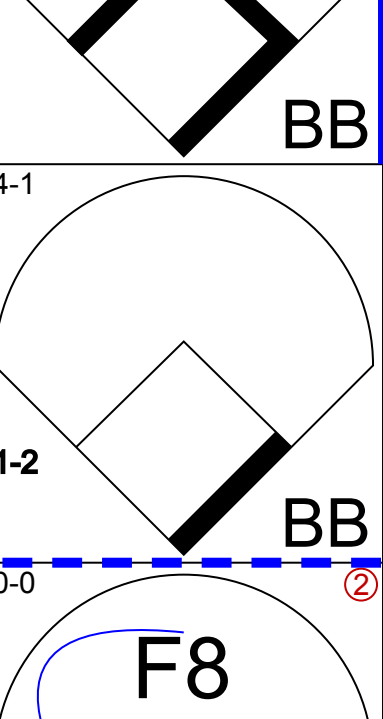
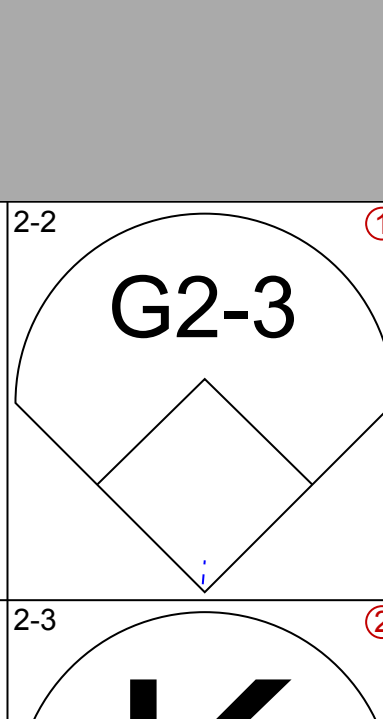
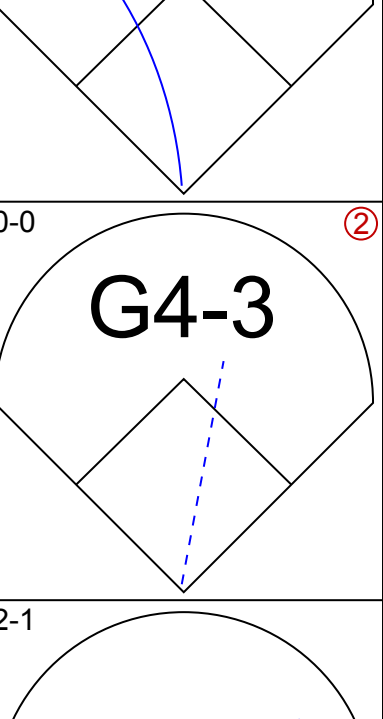
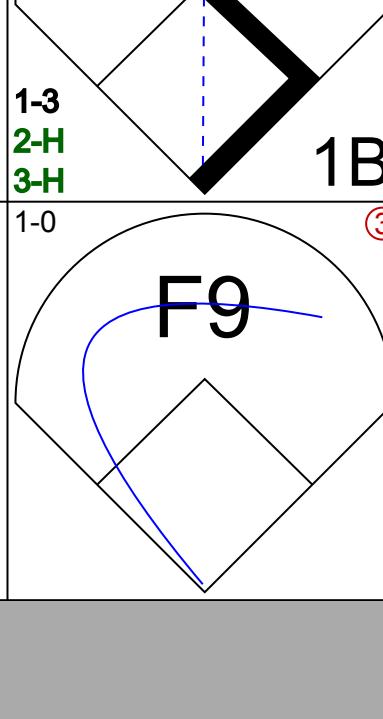
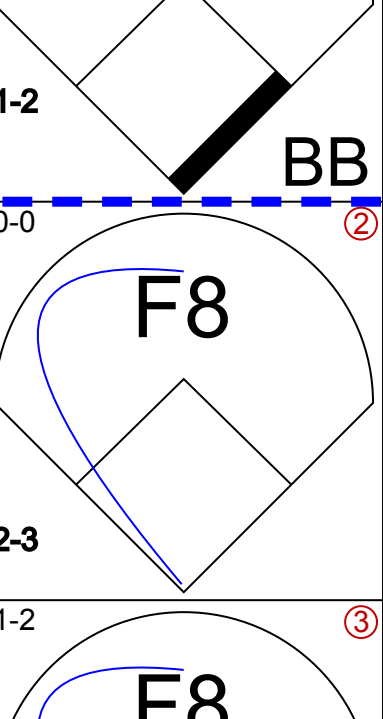
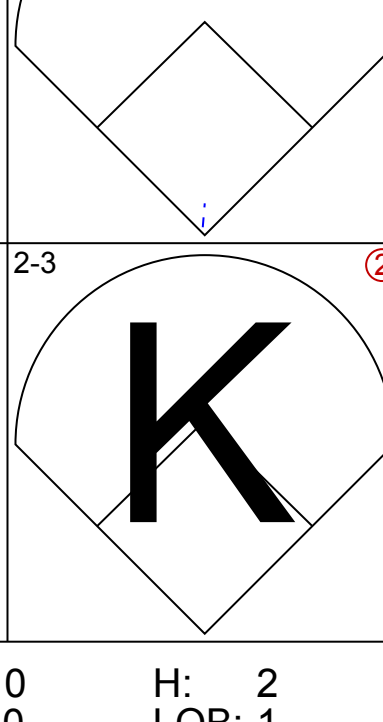
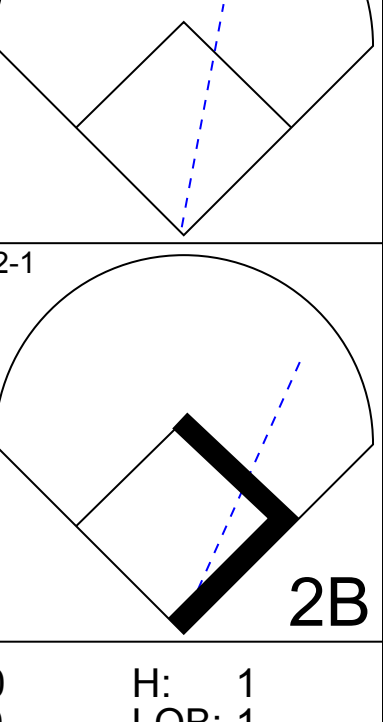
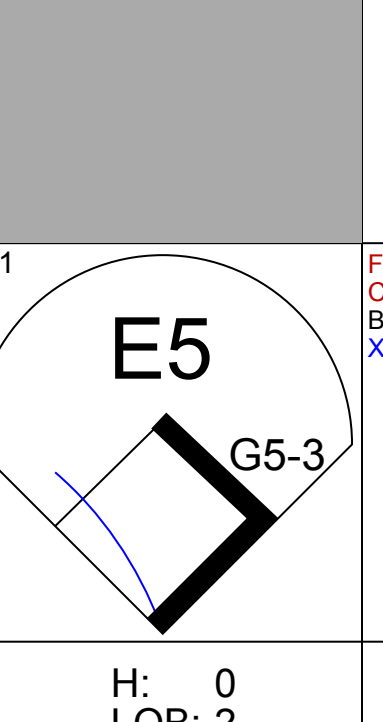
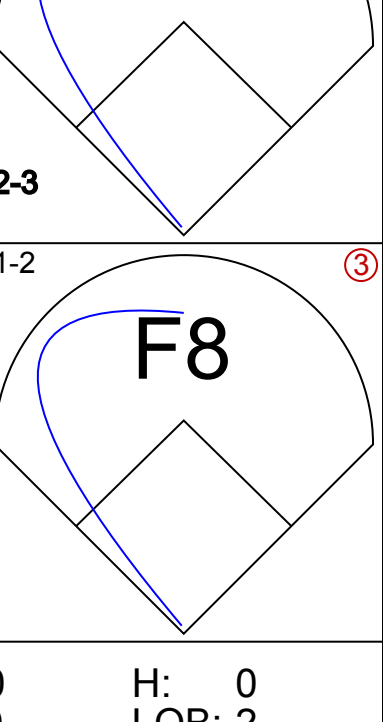


Batter	1	2	3	4	5	6	7	8	9	AB	R	H	RBI	BB	SO	LOB	BOTTOM					
29 Rusty Greer, L (1, 7) OBP: 0.267, SLG: 0.267	G3		K			G4-3		G4-3		4	0	0	0	0	1	1						
Gabe Kapler, R (1, 8) OBP: 0.471, SLG: 0.625	F8		F9				1B		BB	4	0	2	0	0	0	0						
Alex Rodriguez, R (1, 6) OBP: 0.227, SLG: 0.056	K			L6		K				4	0	0	0	0	3	2						
Juan Gonzalez, R (1, 9) OBP: 0.381, SLG: 0.368		BB		E5		K		G1-3		4	1	1	0	0	1	1						
Rafael Palmeiro, L (1, 3) OBP: 0.227, SLG: 0.421		SF8		G4-6-3		G6-4-3		F7		3	0	1	0	1	0	2						
Ivan Rodriguez, R (1, 2) OBP: 0.386, SLG: 0.444		F7			F8		G6-4-3			3	0	0	0	0	0	3						
Carl Everett, S (1, 10) OBP: 0.150, SLG: 0.316		SF8			G4-3			FC1-6		2	0	1	1	0	0	0						
9 Hank Blalock, L (1, 5) OBP: 0.143, SLG: 0.077		K			G1-3			FC1-6		3	0	0	0	0	1	2						
10 Michael Young, R (1, 4) OBP: 0.222, SLG: 0.125				F7		L4		FC6-4		3	0	0	0	0	0	1						
Inning Stats	R: 0 E: 0 K: 1 S: 6	H: 0 LOB: 0 BB: 0 P: 10	R: 1 E: 0 K: 1 S: 8	H: 2 LOB: 1 BB: 0 P: 11	R: 0 E: 0 K: 1 S: 6	H: 0 LOB: 0 BB: 0 P: 10	R: 0 E: 1 K: 0 S: 6	H: 0 LOB: 0 BB: 0 P: 10	R: 0 E: 0 K: 1 S: 9	H: 0 LOB: 0 BB: 0 P: 12	R: 0 E: 0 K: 1 S: 10	H: 1 LOB: 1 BB: 0 P: 11	R: 0 E: 0 K: 1 S: 6	H: 0 LOB: 0 BB: 1 P: 12	R: 0 E: 0 K: 0 S: 9	H: 1 LOB: 1 BB: 0 P: 15	R: 0 E: 0 K: 1 S: 8	H: 1 LOB: 1 BB: 0 P: 14	1B: 3 2B: 2 3B: 0 HR: 0	SF: 1 SAC: 0 DP: 2 HBP: 0	WP: 0 PB: 0 SB: 0 CS: 0	PA: 32
PITCHER	IP	WLS	BF	H	R	ER	SO	BB	IBB	HBP	BLK	WP	HR	S	P	ERA	WHIP					
Scott Schoeneweis, L (1, 1) ERA: 1.08	8.1	W	30	5	1	1	6	1	0	0	0	0	0	65	98	1.08	0.720					
Al Levine, R (9, 1) ERA: 3.38	0.2	S	2	0	0	0	0	0	0	0	0	0	0	3	7	0.00	0.000					

Anaheim Angels @ Texas Rangers
The Ballpark at Arlington, Arlington, TX
Fri Apr 05 2002, 3:05 PM EST
Att: 49,617 - Sunny - 67 F

AB 30
R 1
H 5
RBI 1
BB 1
SO 6
LOB 12

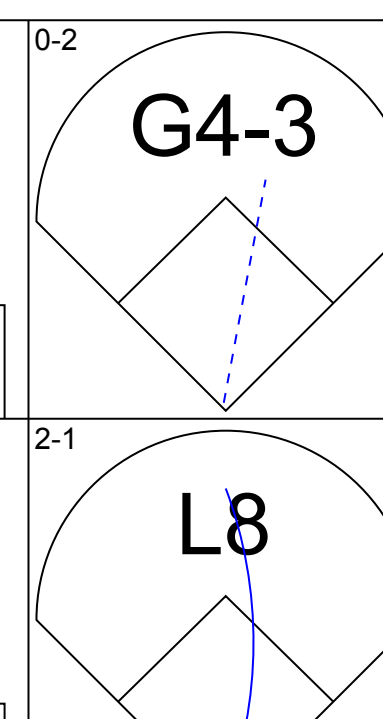
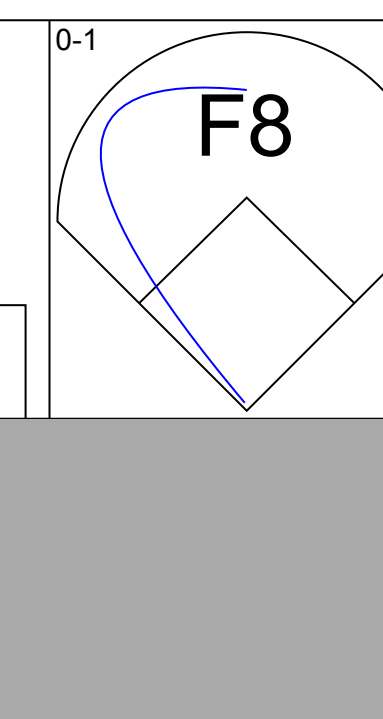
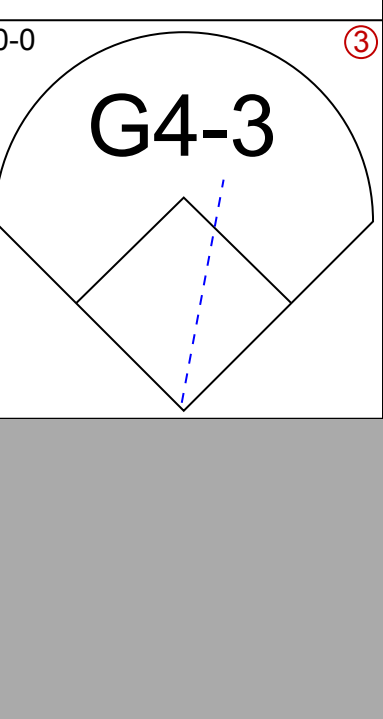
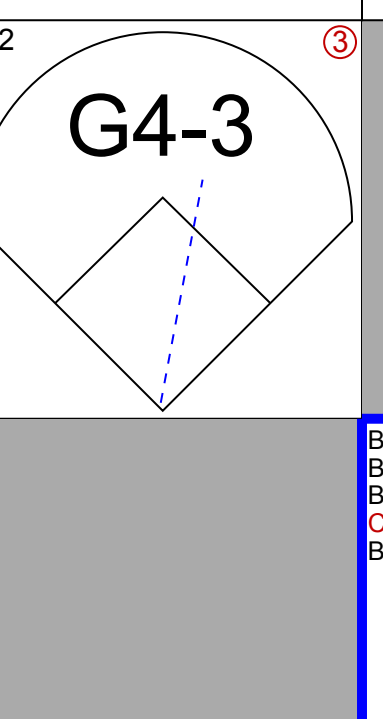
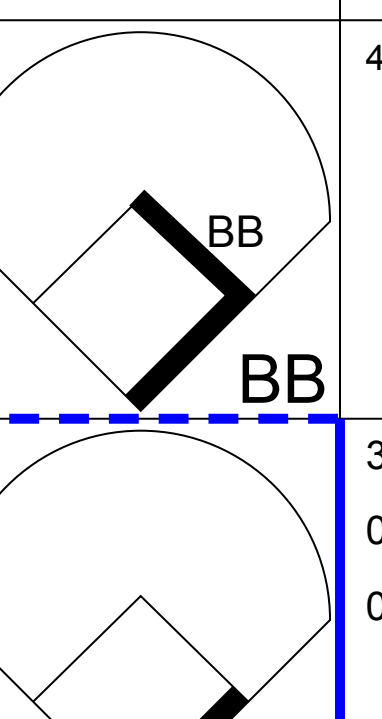
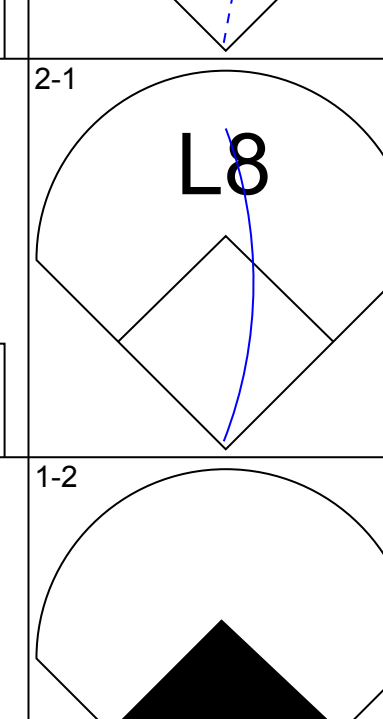
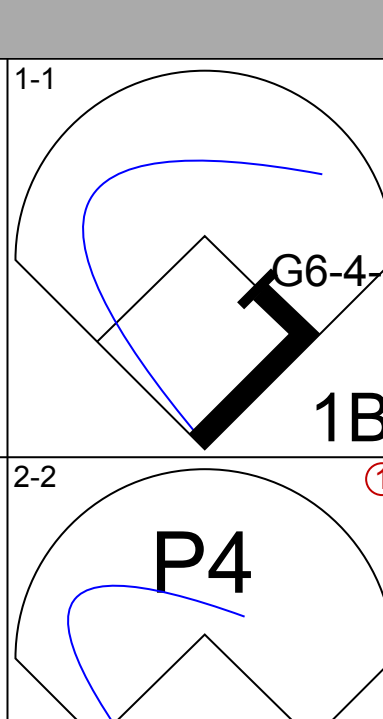
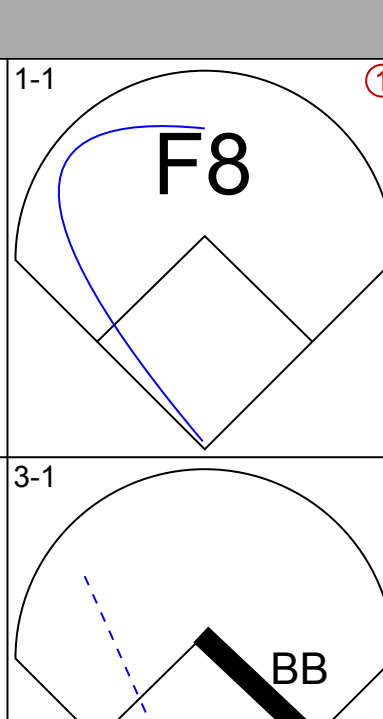
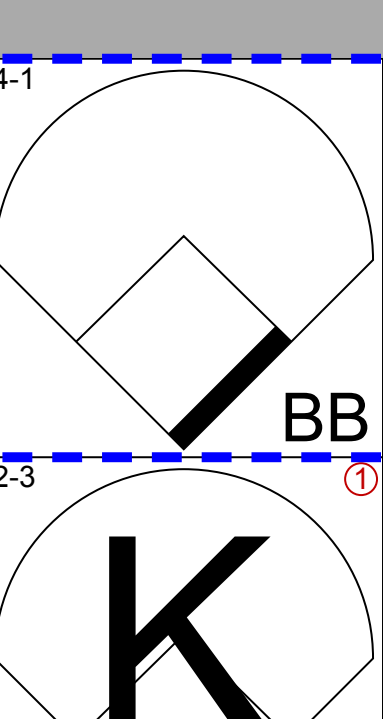
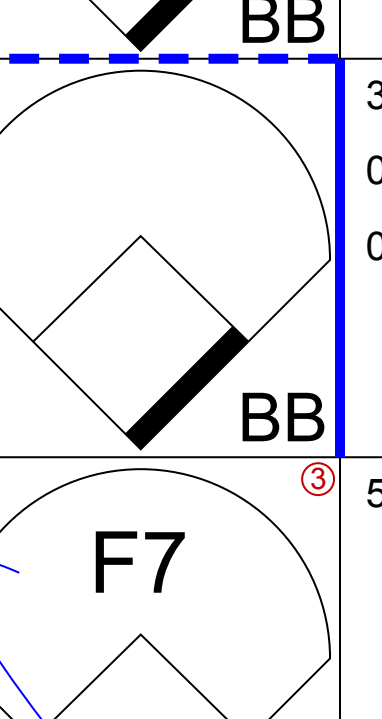

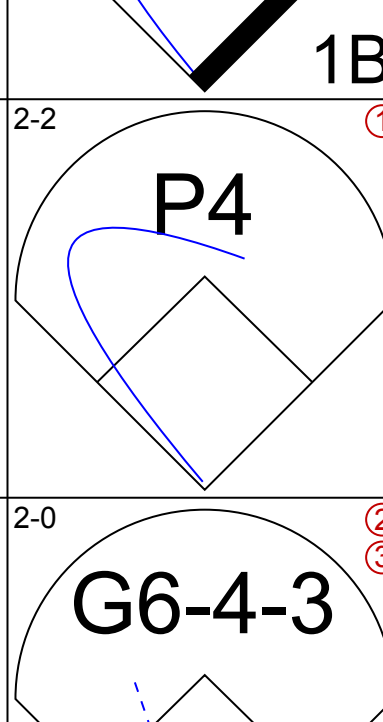
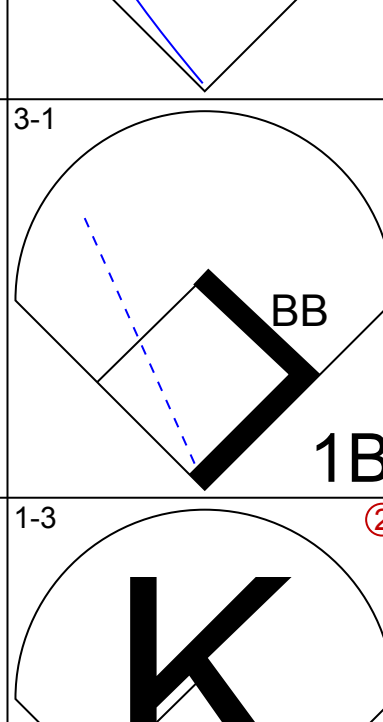
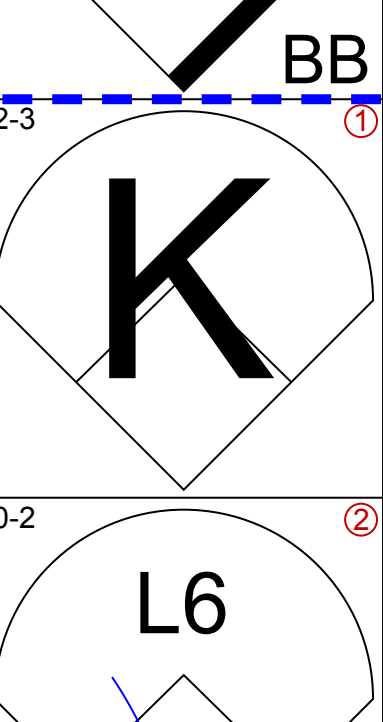
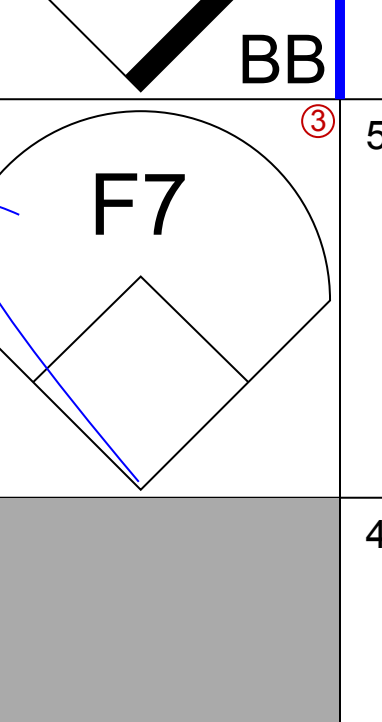

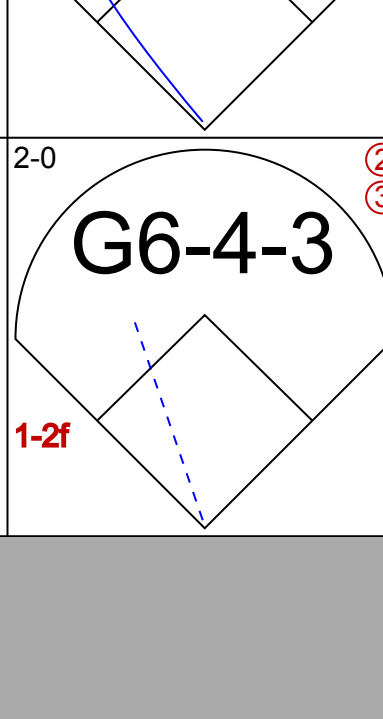
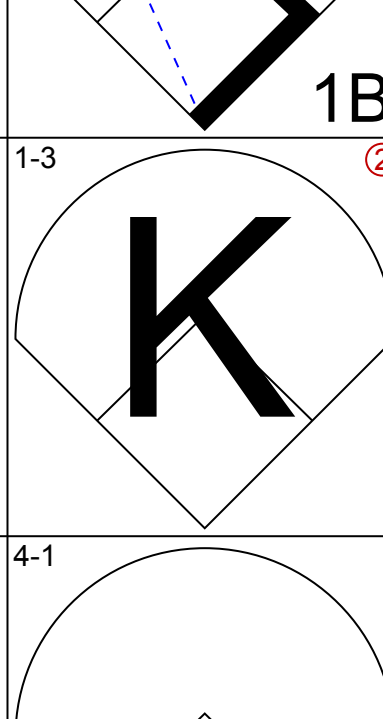
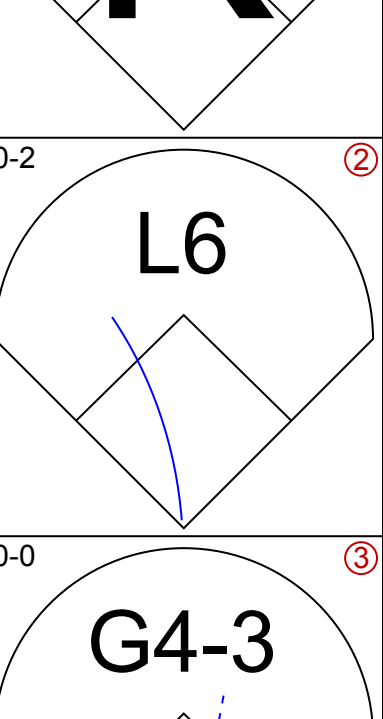
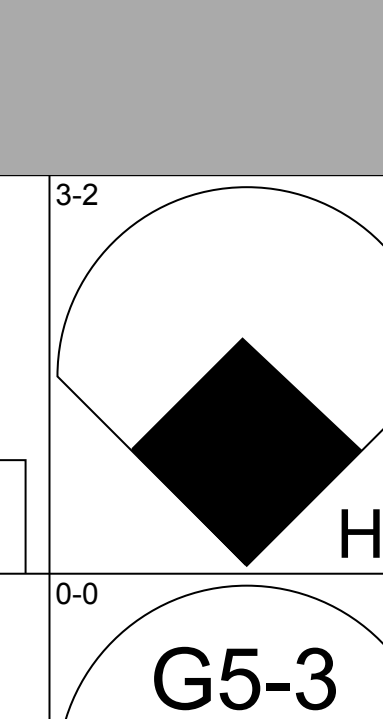
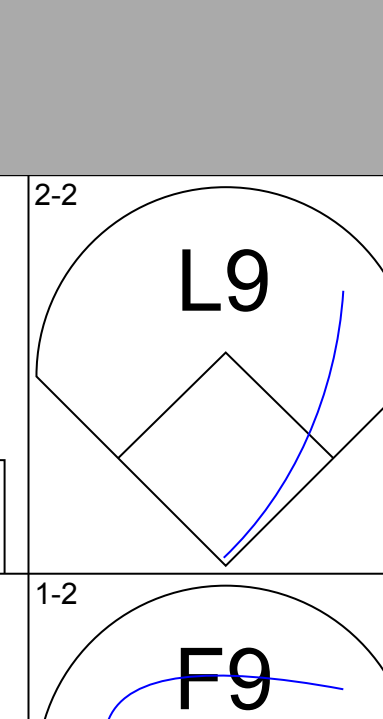
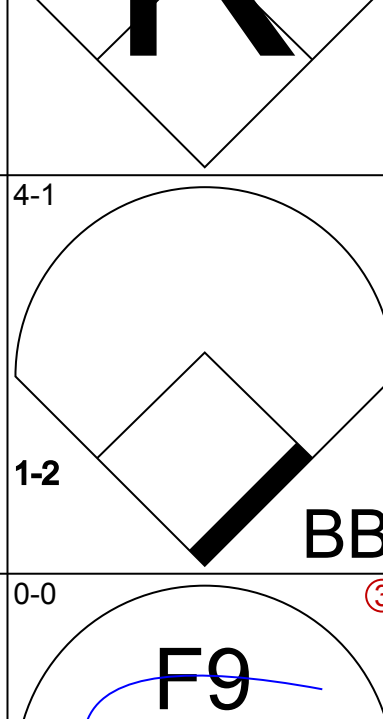
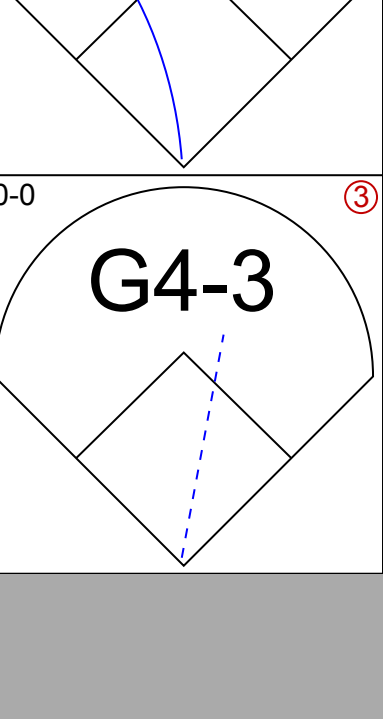
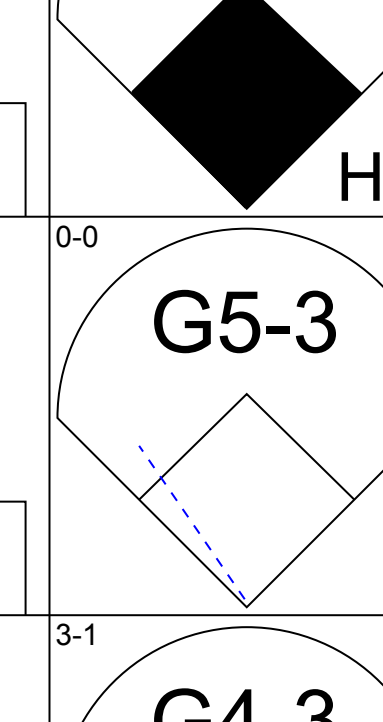
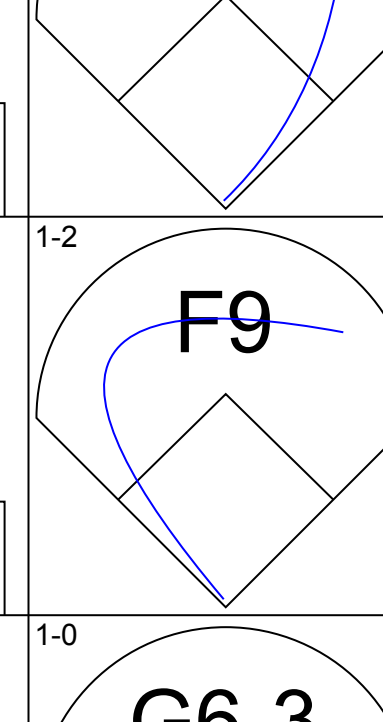
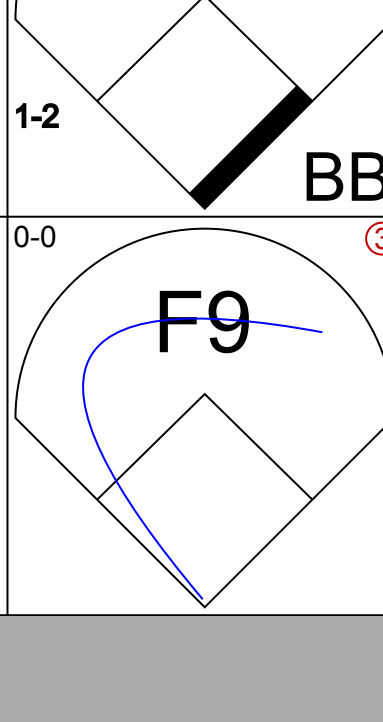
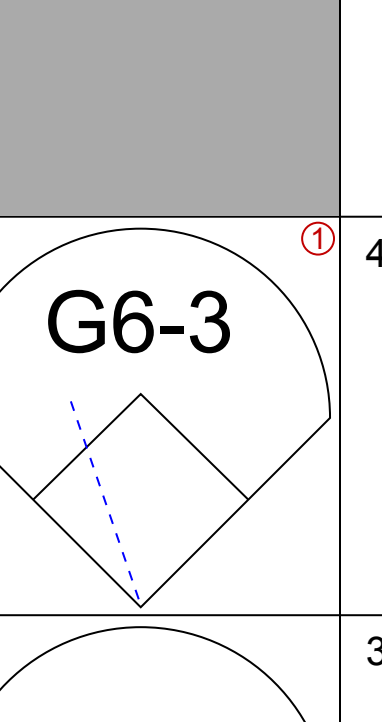
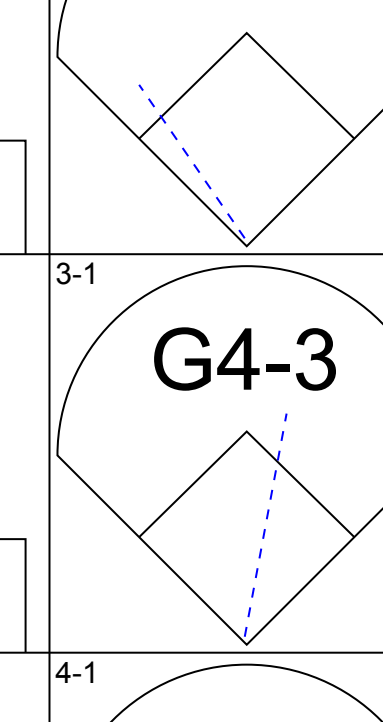
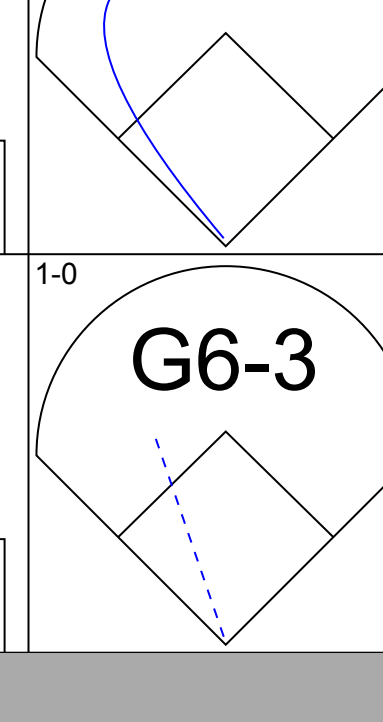
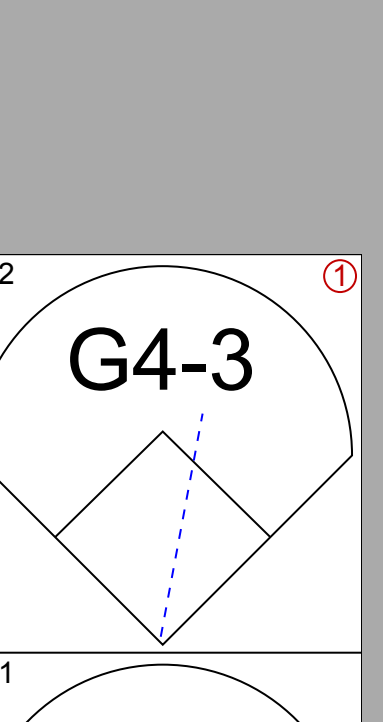
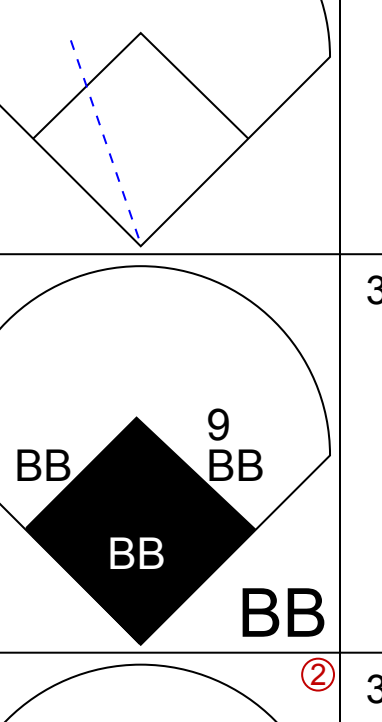
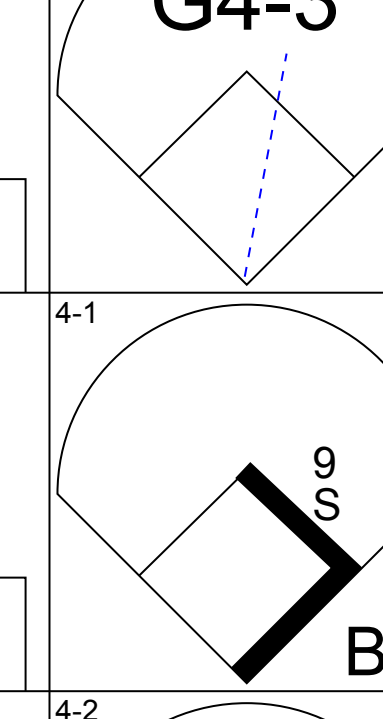
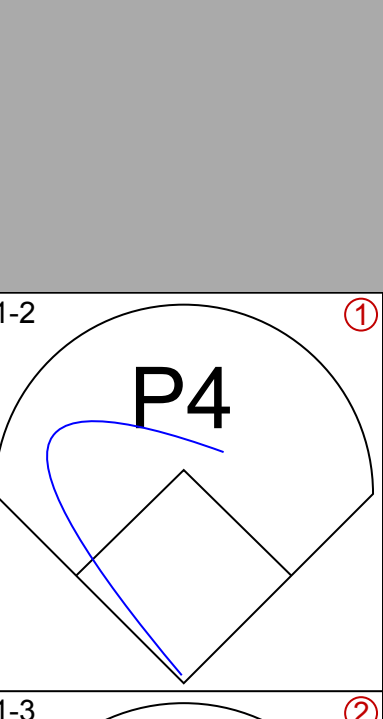
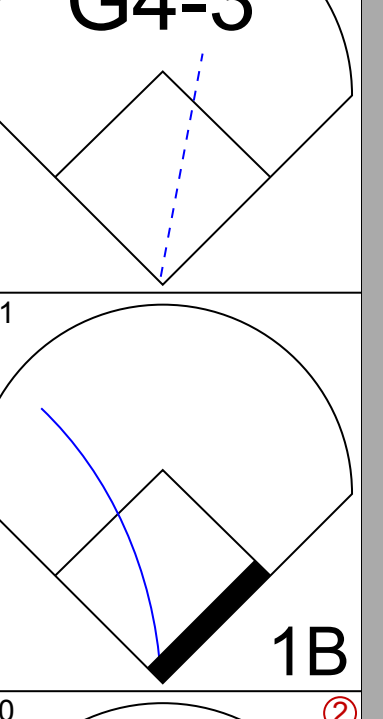
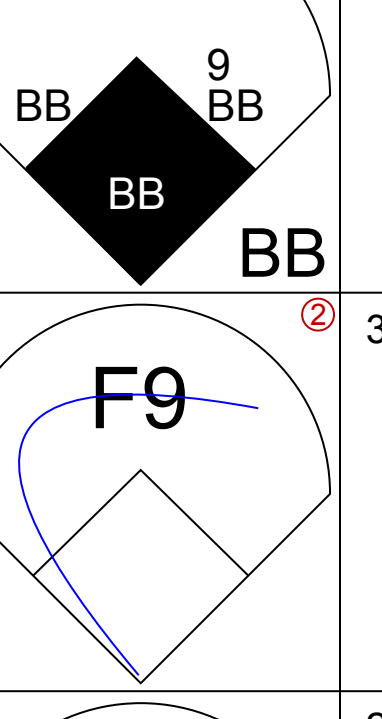
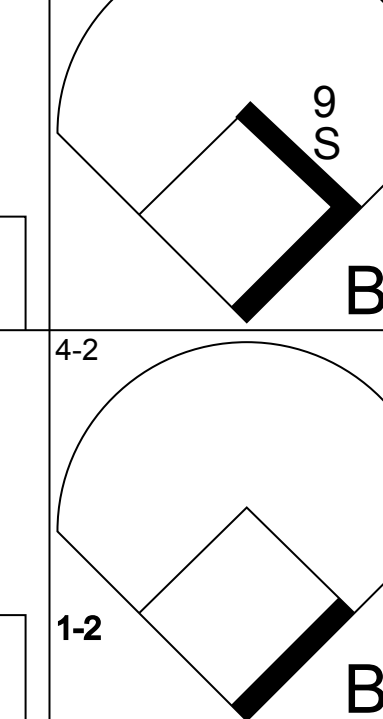
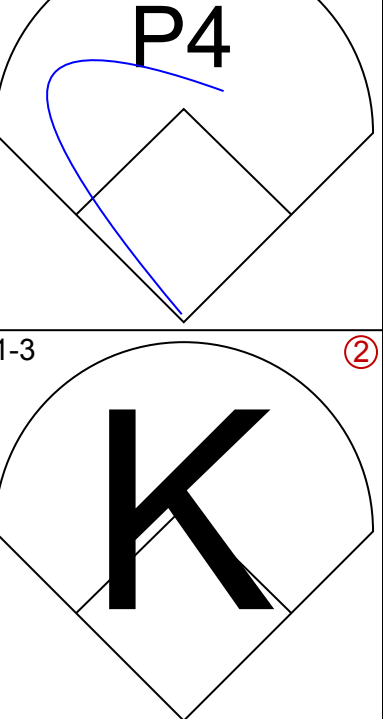
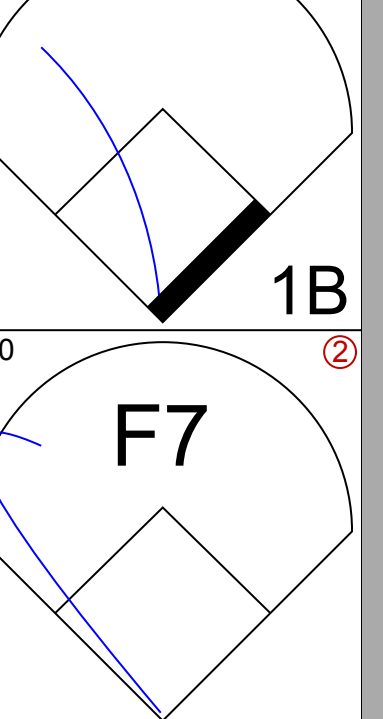
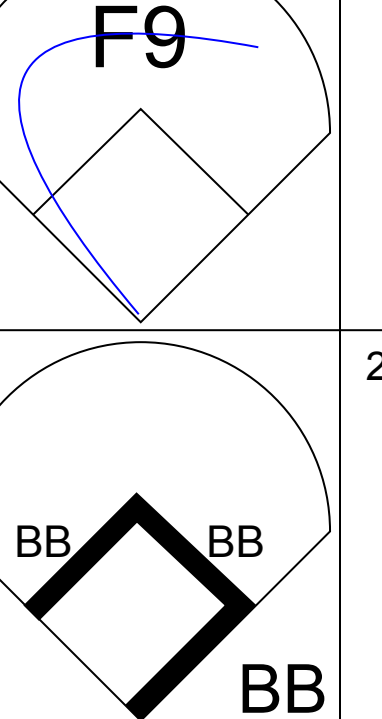


Batter	1	2	3	4	5	6	7	8	9	AB	R	H	RBI	BB	SO	LOB	TOP					
David Eckstein, R (1, 6) OBP: 0.364, SLG: 0.500										5	1	2	0	0	1	2						
Darin Erstad, L (1, 8) OBP: 0.273, SLG: 0.250										5	0	1	1	0	0	2						
Tim Salmon, R (1, 10) OBP: 0.364, SLG: 0.294										2	2	0	0	2	0	0						
16 Garret Anderson, L (1, 7) OBP: 0.364, SLG: 0.400										5	1	2	0	0	1	4						
Troy Glaus, R (1, 5) OBP: 0.364, SLG: 0.800										5	2	2	4	0	1	3						
Brad Fullmer, L (1, 3) OBP: 0.400, SLG: 0.267 Clay Bellinger, R (8, 3)										2	0	0	0	2	1	1						
Orlando Palmeiro, L (1, 9) OBP: 0.500, SLG: 0.333										3	0	1	2	1	0	1						
Jorge Fabregas, L (1, 2)										4	0	0	0	0	0	4						
Adam Kennedy, L (1, 4) OBP: 0.167, SLG: 0.235										4	0	1	0	0	1	2						
Inning Stats	R: 0 E: 0 K: 1 S: 12	H: 0 LOB: 0 BB: 0 P: 19	R: 0 E: 0 K: 1 S: 12	H: 1 LOB: 1 BB: 0 P: 15	R: 0 E: 0 K: 1 S: 12	H: 2 LOB: 1 BB: 0 P: 21	R: 1 E: 0 K: 0 S: 5	H: 1 LOB: 0 BB: 0 P: 9	R: 0 E: 0 K: 0 S: 6	H: 1 LOB: 1 BB: 0 P: 10	R: 2 E: 0 K: 1 S: 12	H: 2 LOB: 2 BB: 1 P: 24	R: 0 E: 1 K: 1 S: 13	H: 0 LOB: 2 BB: 1 P: 20	R: 0 E: 0 K: 0 S: 6	H: 0 LOB: 2 BB: 2 P: 16	R: 3 E: 0 K: 1 S: 9	H: 2 LOB: 0 BB: 1 P: 17	1B: 4 2B: 3 HR: 2	SF: 0 SAC: 0 DP: 0 HBP: 1	WP: 0 PB: 0 SB: 0 CS: 1	PA: 43
PITCHER	IP WLS BF H R ER SO BB IBB HBP BLK WP HR S P ERA WHIP																					
Hideki Irabu, R (1, 1) ERA: 4.05	5.1 L 22 6 3 3 3 0 0 1 0 0 0 1 54 86 5.06 1.125																					
Steve Woodard, R (8, 1) ERA:	1.2 B 9 1 0 0 2 1 1 0 0 0 0 0 18 32 0.00 1.200																					
Francisco Cordero, R (8, 1) ERA:	0.1 3 0 0 0 0 2 0 0 0 0 0 0 2 11 0.00 6.000																					
Todd Van Poppel, R (8, 1) ERA: 22.5	1.2 8 2 3 3 1 1 0 0 0 0 0 1 13 22 16.20 1.800																					

Anaheim Angels @ Texas Rangers
The Ballpark at Arlington, Arlington, TX
Sat Apr 06 2002, 8:05 PM EST
Att: 35,006 - Cloudy - 53 F

AB	36
R	6
H	9
RBI	6
BB	5
SO	6
LOB	19



Batter	1	2	3	4	5	6	7	8	9	AB	R	H	RBI	BB	SO	LOB	BOTTOM					
Frank Catalanotto, L (1, 4) OBP: 0.350, SLG: 0.444										4	0	0	0	1	0	3						
29 Rusty Greer, L (1, 10) OBP: 0.278, SLG: 0.278 Herbert Perry, R (8, FH) OBP: 0.500, SLG: 0.333 10 Michael Young, R (9, PR) OBP: 0.222, SLG: 0.125										3	0	1	0	0	0	0						
Alex Rodriguez, R (1, 6) OBP: 0.259, SLG: 0.261										5	1	2	1	0	1	5						
Juan Gonzalez, R (1, 9) OBP: 0.320, SLG: 0.304										4	0	0	0	0	2	3						
Rafael Palmeiro, L (1, 3) OBP: 0.269, SLG: 0.545										3	1	1	1	1	0	1						
Ivan Rodriguez, R (1, 2) OBP: 0.304, SLG: 0.364										4	0	0	0	0	0	2						
Carl Everett, S (1, 8) OBP: 0.167, SLG: 0.273										3	1	0	0	1	0	0						
Gabe Kapler, R (1, 7) OBP: 0.476, SLG: 0.579										3	0	1	0	1	0	1						
9 Hank Bialock, L (1, 5) OBP: 0.222, SLG: 0.067										2	0	0	0	2	1	1						
Inning Stats	R: 1 E: 0 K: 1 S: 12	H: 1 LOB: 0 BB: 0 P: 16	R: 1 E: 0 K: 0 S: 11	H: 1 LOB: 2 BB: 2 P: 25	R: 0 E: 0 K: 0 S: 6	H: 1 LOB: 0 BB: 0 P: 11	R: 0 E: 0 K: 0 S: 8	H: 0 LOB: 0 BB: 0 P: 12	R: 0 E: 0 K: 1 S: 9	H: 0 LOB: 0 BB: 0 P: 11	R: 0 E: 0 K: 1 S: 9	H: 1 LOB: 2 BB: 1 P: 18	R: 0 E: 0 K: 0 S: 10	H: 1 LOB: 1 BB: 0 P: 15	R: 0 E: 0 K: 1 S: 8	H: 0 LOB: 1 BB: 1 P: 14	R: 1 E: 0 K: 0 S: 11	H: 0 LOB: 3 BB: 4 P: 29	1B: 3 2B: 0 HR: 2	SF: 0 SAC: 0 DP: 1 HBP: 0	WP: 0 PB: 0 SB: 1 CS: 0	PA: 39
PITCHER	IP WLS BF H R ER SO BB IBB HBP BLK WP HR S P ERA WHIP																					
Ramon Ortiz, R (1, 1) ERA: 2.57	7.0 W 28 5 2 2 3 3 0 0 0 0 0 0 2 65 108 2.57 1.143																					
47 Mark Lukasiewicz, L (8, 1) ERA: 4.5	0.0 1 0 0 0 0 1 0 0 0 0 0 0 1 5 - - -																					
Ben Weber, R (8, 1) ERA: 2.45	1.2 H 8 0 1 1 1 3 0 0 0 0 0 0 14 28 5.40 1.800																					
Al Levine, R (9, 1) ERA: 3.0	0.1 S 2 0 0 0 0 1 0 0 0 0 0 0 4 10 0.00 3.000																					

Anaheim Angels @ Texas Rangers
The Ballpark at Arlington, Arlington, TX
Sat Apr 06 2002, 8:05 PM EST
Att: 35,006 - Cloudy - 53 F

AB	31
R	3
H	5
RBI	3
BB	8
SO	4
LOB	16



Batter	1	2	3	4	5	6	7	8	9	AB	R	H	RBI	BB	SO	LOB	TOP			
51 Ichiro Suzuki, L (1, 9) OBP: 0.294, SLG: 0.313										4	0	1	0	1	2	2	Seattle Mariners @ Anaheim Angels Edison International Field, Anaheim, CA Mon Apr 08 2002, 10:05 PM EDT Att: 16,908 - Sunny - 60 F			
Jeff Cirillo, R (1, 5) OBP: 0.276, SLG: 0.240										4	0	2	1	0	0	2				
Bret Boone, R (1, 4) OBP: 0.364, SLG: 0.567										5	1	2	2	0	2	5				
Edgar Martinez, R (1, 10) OBP: 0.375, SLG: 0.280										4	0	1	0	1	2	5				
Mike Cameron, R (1, 8) OBP: 0.531, SLG: 0.565											4	0	1	0	1	3		1		
John Olerud, L (1, 3) OBP: 0.538, SLG: 0.800										5	1	2	1	0	0	2				
Ruben Sierra, S (1, 7) Charles Gipson, R (8, PR) (8, 7)										4	0	2	0	0	1	2		AB 37 R 5 H 15 RBI 4 BB 3 SO 10 LOB 23		
Carlos Guillen, S (1, 6)										4	1	1	0	0	0	4				
Dan Wilson, R (1, 2) OBP: 0.350, SLG: 0.333										3	1	3	0	0	0	0				
Inning Stats	R: 0 E: 0 K: 1 S: 8	H: 1 LOB: 0 BB: 0 P: 12	R: 0 E: 0 K: 0 S: 13	H: 2 LOB: 2 BB: 1 P: 24	R: 0 E: 0 K: 1 S: 13	H: 2 LOB: 1 BB: 0 P: 18	R: 0 E: 0 K: 1 S: 13	H: 2 LOB: 2 BB: 1 P: 20	R: 0 E: 0 K: 1 S: 10	H: 1 LOB: 1 BB: 0 P: 14	R: 2 E: 0 K: 2 S: 14	H: 2 LOB: 1 BB: 1 P: 25	R: 3 E: 1 K: 1 S: 13	H: 4 LOB: 2 BB: 0 P: 25	R: 0 E: 0 K: 2 S: 9	H: 0 LOB: 0 BB: 0 P: 14		1B: 9 2B: 4 3B: 0 HR: 2	SF: 1 SAC: 1 DP: 1 HBP: 0	WP: 0 PB: 0 SB: 2 CS: 1
PITCHER	IP WLS BF H R ER SO BB IBB HBP BLK WP HR S P ERA WHIP																			
Jarrod Washburn, L (1, 1) ERA: 4.38	5.1 24 9 0 0 4 2 0 0 0 0 0 0 64 100 0.00 2.062																			
Donnie Watt, R (8, 1) ERA: 5.06	1.1 7 2 2 2 2 1 0 0 0 0 0 1 17 28 13.50 2.250																			
Ben Weber, R (7, 1) ERA: 9.31	0.2 L 5 3 3 3 1 0 0 0 0 0 0 1 10 16 40.50 4.500																			
47 Mark Lukasiewicz, L (8, 1) ERA: 4.5	0.0 1 1 0 0 0 0 0 0 0 0 0 0 1 3 = =																			
Al Levine, R (8, 1) ERA: 1.93	1.2 5 0 0 0 3 0 0 0 0 0 0 0 14 25 0.00 0.000																			

Batter	1	2	3	4	5	6	7	8	9	AB	R	H	RBI	BB	SO	LOB	BOTTOM					
David Eckstein, R (1, 6) OBP: 0.333, SLG: 0.423										4	1	0	0	1	1	0	Seattle Mariners @ Anaheim Angels Edison International Field, Anaheim, CA Mon Apr 08 2002, 10:05 PM EDT Att: 16,908 - Sunny - 60 F					
Darin Erstad, L (1, 8) OBP: 0.296, SLG: 0.250										4	0	1	0	1	1	0						
Tim Salmon, R (1, 9) OBP: 0.308, SLG: 0.238										4	0	0	0	0	2	3						
16 Garret Anderson, L (1, 7) OBP: 0.346, SLG: 0.348										3	0	0	0	1	1	1						
Brad Fullmer, L (1, 3) OBP: 0.435, SLG: 0.333										3	1	2	0	0	0	0		AB 33 R 4 H 7 RBI 3 BB 5 SO 7 LOB 14				
Clay Bellinger, R (7, 3) Jeff DaVanon, S (7, PH) (8, 5) Jose Nieves, R (8, 5)										0	0	0	0	0	0	0						
Scott Spiezio, S (1, 5) OBP: 0.250, SLG: 0.250										4	1	1	0	0	1	2						
Orlando Palmeiro, L (1, 10) OBP: 0.625, SLG: 0.500										3	1	2	1	1	0	1						
Bengie Molina, R (1, 2) OBP: 0.316, SLG: 0.389										3	0	1	2	1	0	2						
Adam Kennedy, L (1, 4) OBP: 0.136, SLG: 0.190										4	0	0	0	0	0	3						
Inning Stats	R: 0 E: 0 K: 1 S: 8	H: 0 LOB: 0 BB: 0 P: 12	R: 2 E: 0 K: 0 S: 15	H: 3 LOB: 1 BB: 0 P: 21	R: 0 E: 0 K: 1 S: 9	H: 0 LOB: 0 BB: 0 P: 11	R: 1 E: 0 K: 2 S: 16	H: 2 LOB: 2 BB: 1 P: 27	R: 0 E: 0 K: 0 S: 10	H: 0 LOB: 1 BB: 1 P: 21	R: 0 E: 0 K: 0 S: 7	H: 1 LOB: 1 BB: 0 P: 9	R: 1 E: 0 K: 1 S: 9	H: 1 LOB: 2 BB: 2 P: 21	R: 0 E: 0 K: 0 S: 5	H: 0 LOB: 0 BB: 1 P: 11		R: 0 E: 0 K: 2 S: 11	H: 0 LOB: 0 BB: 0 P: 14	1B: 6 2B: 1 3B: 0 HR: 0	SF: 0 SAC: 0 DP: 1 HBP: 0	WP: 0 PB: 0 SB: 1 CS: 0
PITCHER	IP WLS BF H R ER SO BB IBB HBP BLK WP HR S P ERA WHIP																					
Paul Abbott, R (1, 1) ERA: 9.71	6.1 29 7 4 4 4 3 0 0 0 0 0 0 70 112 5.68 1.579																					
Shigetoshi Hasegawa, R (7, 1) ERA:	1.2 W 6 0 0 0 1 1 1 0 1 0 0 9 21 0.00 0.600																					
Kazuhiko Sasaki, R (8, 1) ERA:	1.0 S 3 0 0 0 2 0 0 0 0 0 0 11 14 0.00 0.000																					

Batter	1	2	3	4	5	6	7	8	9	AB	R	H	RBI	BB	SO	LOB	TOP								
51 Ichiro Suzuki, L (1, 9) OBP: 0.316, SLG: 0.361	1-1 F8		1-2 FC8-6			0-1 CS 1B		2-1 2B		4	0	2	0	0	0	1									
Jeff Cirillo, R (1, 5) OBP: 0.273, SLG: 0.241	0-1 1B			1-0 G5-3		3-1 G6-3		2-3 K		4	0	1	0	0	1	2									
Bret Boone, R (1, 4) OBP: 0.378, SLG: 0.545	3-3 K			1-0 P4		4-1 BB			3-1 BB 1B	3	1	1	0	1	1	1									
Edgar Martinez, R (1, 10) 23 Luis Ugueto, S (9, PR)		2-1 F8		2-3 K		2-1 P4			1-1 BB 1B	4	0	1	0	0	1	1									
John Olerud, L (1, 3) OBP: 0.467, SLG: 0.667		2-2 G2-3			3-2 G3-1		2-0 L7		2-2 F8	4	0	0	0	0	0	2									
Mike Cameron, R (1, 8) OBP: 0.528, SLG: 0.520		4-1 BB			3-3 K		1-2 F7		4-2 BB 1B	2	1	0	0	2	1	0									
Carlos Guillen, S (1, 6) OBP: 0.393, SLG: 0.400		3-3 K			3-3 K		2-3 K		1-1 P6	4	0	0	0	0	3	4									
Ben Davis, S (1, 2) OBP: 0.444, SLG: 0.556			1-0 G4-3			0-1 HR 2B		0-0 P3	2-1 E8	4	1	2	2	0	0	0									
Mark McLemore, S (1, 7) OBP: 0.333, SLG: 0.458			1-1 FC8-6			0-1 HR		1-3 K	1-3 K	4	1	2	2	0	2	2									
Inning Stats	R: 0 E: 0 K: 1 S: 7	H: 1 LOB: 0 BB: 0 P: 11	R: 0 E: 0 K: 1 S: 9	H: 0 LOB: 1 BB: 1 P: 20	R: 0 E: 0 K: 0 S: 7	H: 1 LOB: 0 BB: 0 P: 9	R: 0 E: 0 K: 1 S: 6	H: 0 LOB: 0 BB: 0 P: 10	R: 0 E: 0 K: 2 S: 10	H: 0 LOB: 0 BB: 0 P: 19	R: 2 E: 0 K: 0 S: 12	H: 3 LOB: 1 BB: 1 P: 20	R: 0 E: 0 K: 1 S: 7	H: 0 LOB: 0 BB: 0 P: 12	R: 0 E: 0 K: 2 S: 9	H: 1 LOB: 1 BB: 0 P: 14	R: 3 E: 1 K: 1 S: 16	H: 3 LOB: 2 BB: 1 P: 30	1B: 6 2B: 3 3B: 0 HR: 1	SF: 0 SAC: 0 DP: 1 HBP: 0	WP: 0 PB: 0 SB: 1 CS: 1	PA: 36			
PITCHER	IP	WLS	BF	H	R	ER	SO	BB	IBB	HBP	BLK	WP	HR	S	P	ERA	WHIP								
Kevin Appier, R (1, 1) ERA: 3.0	7.0	L	25	5	2	2	6	2	0	0	0	0	1	58	101	2.57	1.000								
47 Mark Lukasiewicz, L (8, 1) ERA: 3.38	0.2		3	1	0	0	1	0	0	0	0	0	0	6	9	0.00	1.500								
Brendan Donnelly, R (8, 1) ERA: 18.0	1.0		7	3	3	2	1	1	0	0	0	0	0	16	31	18.00	4.000								
Lou Pote, R (9, 1) ERA:	0.1		1	0	0	0	1	0	0	0	0	0	0	3	4	0.00	0.000								

Seattle Mariners @ Anaheim Angels
Edison International Field, Anaheim, CA
Tue Apr 09 2002, 10:05 PM EDT
Att: 17,210 - Sunny - 63 F

AB	33
R	5
H	9
RBI	4
BB	3
SO	9
LOB	13



Batter	1	2	3	4	5	6	7	8	9	AB	R	H	RBI	BB	SO	LOB	BOTTOM								
David Eckstein, R (1, 6) OBP: 0.290, SLG: 0.379	2-2 F9		1-2 FC1-6		0-1 SF9			1-2 G4-3		3	0	0	1	0	0	1									
Darin Erstad, L (1, 8) OBP: 0.290, SLG: 0.250	0-3 K		1-0 1B		3-H F8			2-2 G4-3		4	0	1	0	0	1	0									
Tim Salmon, R (1, 9) OBP: 0.300, SLG: 0.208	4-2 BB		1-0 F8		0-3 K			1-3 K		3	0	0	0	1	2	2									
16 Garret Anderson, L (1, 7) OBP: 0.300, SLG: 0.296	1-3 K		0-0 F8		2-1 G4-3			1-1 F7		4	0	0	0	0	1	3									
Scott Spiezio, S (1, 3) (8, 5)		2-0 G4-3		0-1 F9		3-1 F7		3-3 K		4	0	0	0	0	1	0									
Bengie Molina, R (1, 2) OBP: 0.273, SLG: 0.333		0-1 G6-3		2-0 G5-3		1-3 K				3	0	0	0	0	1	0									
Brad Fullmer, L (1, 10) OBP: 0.423, SLG: 0.333		1-1 1B		1-1 G6-3		2-2 F8		2-1 F7		3	0	1	0	0	0	0									
Jose Nieves, R (1, 5) Otiendo Palmeiro, L (7, PH)		2-3 K		0-1 SH1-3		2-1 F7				2	1	1	0	0	1	1									
Adam Kennedy, L (1, 4) OBP: 0.167, SLG: 0.217			2-2 FC1-6		0-0 SH1-3			1-2 G1-3		2	0	1	0	0	0	0									
Inning Stats	R: 0 E: 0 K: 2 S: 11	H: 0 LOB: 1 BB: 1 P: 18	R: 0 E: 0 K: 1 S: 8	H: 1 LOB: 0 BB: 0 P: 13	R: 0 E: 0 K: 0 S: 9	H: 2 LOB: 2 BB: 0 P: 14	R: 0 E: 0 K: 0 S: 5	H: 0 LOB: 0 BB: 0 P: 8	R: 1 E: 0 K: 0 S: 7	H: 1 LOB: 0 BB: 0 P: 8	R: 0 E: 0 K: 1 S: 7	H: 0 LOB: 0 BB: 0 P: 12	R: 0 E: 0 K: 1 S: 9	H: 0 LOB: 0 BB: 0 P: 14	R: 0 E: 0 K: 0 S: 12	H: 0 LOB: 0 BB: 0 P: 16	R: 0 E: 0 K: 2 S: 9	H: 0 LOB: 0 BB: 0 P: 14	1B: 3 2B: 1 3B: 0 HR: 0	SF: 1 SAC: 1 DP: 0 HBP: 0	WP: 0 PB: 0 SB: 0 CS: 0	PA: 32			
PITCHER	IP	WLS	BF	H	R	ER	SO	BB	IBB	HBP	BLK	WP	HR	S	P	ERA	WHIP								
John Halama, L (1, 1) ERA: 1.13	6.0	W	23	4	1	1	4	1	0	0	0	0	0	9	14	0.00	0.833								
Jeff Nelson, R (7, 1) ERA: 6.75	1.0	H	3	0	0	0	1	0	0	0	0	0	0	9	14	0.00	0.000								
Arthur Rhodes, L (8, 1) ERA: 10.13	1.0	H	3	0	0	0	0	0	0	0	0	0	0	12	16	0.00	0.000								
Kazuhiro Sasaki, R (9, 1) ERA:	1.0		3	0	0	0	2	0	0	0	0	0	0	9	14	0.00	0.000								

Seattle Mariners @ Anaheim Angels
Edison International Field, Anaheim, CA
Tue Apr 09 2002, 10:05 PM EDT
Att: 17,210 - Sunny - 63 F

AB	29
R	1
H	4
RBI	1
BB	1
SO	7
LOB	7



Batter	1	2	3	4	5	6	7	8	9	AB	R	H	RBI	BB	SO	LOB	TOP					
Desi Relaford, S OBP: 0.235, SLG: 0.235 (1, 5)	1-1 G5-3		2-0 G5-3		1-1 F8	2-1 2B 1B		0-0 F7		5	1	1	1	0	0	1						
Jeff Cirillo, R OBP: 0.233, SLG: 0.237 (1, 3)	1-3 K		0-0 F8		2-0 F7	1-0 2B			3-2 G5-3	5	0	1	3	0	1	0						
Bret Boone, R OBP: 0.362, SLG: 0.548 (1, 4)	2-0 G6-3			1-0 G3					0-1 G1-3	4	1	0	0	1	0	1						
Edgar Martinez, R OBP: 0.356, SLG: 0.297 (1, 10)			0-1 F9		1-1 HR HBP				1-1 G5-3	4	1	1	0	0	1	0						
Mike Cameron, R OBP: 0.500, SLG: 0.563 (1, 8)			0-3 K		3-1 HR					4	1	1	2	0	2	2						
Ruben Sierra, S OBP: 0.429, SLG: 0.538 John Olerud, L OBP: 0.457, SLG: 0.724 (1, 7)			1-0 BB 1B		0-0 F9 2B					2	1	2	0	1	0	0						
Carlos Guillen, S OBP: 0.406, SLG: 0.393 (1, 6)			4-1 BB 1B		0-0 F9 2B					3	1	1	1	1	0	1						
Dan Wilson, R OBP: 0.321, SLG: 0.333 (1, 2)			1-0 F9		1-1 G4-3					3	1	0	0	1	0	3						
Charles Gipson, R OBP: 0.500, SLG: 0.333 (1, 9)			1-2 L6			3-2 G5-3				3	1	1	1	0	0	0						
Inning Stats	R: 0 E: 0 K: 1 S: 7	H: 0 LOB: 0 BB: 0 P: 11	R: 0 E: 0 K: 1 S: 8	H: 1 LOB: 2 BB: 1 P: 14	R: 0 E: 0 K: 0 S: 5	H: 0 LOB: 0 BB: 0 P: 8	R: 2 E: 0 K: 0 S: 8	H: 2 LOB: 1 BB: 0 P: 14	R: 0 E: 0 K: 0 S: 6	H: 0 LOB: 0 BB: 0 P: 12	R: 6 E: 0 K: 1 S: 19	H: 4 LOB: 1 BB: 3 P: 38	R: 0 E: 0 K: 1 S: 6	H: 0 LOB: 0 BB: 0 P: 11	R: 0 E: 0 K: 0 S: 16	H: 1 LOB: 1 BB: 0 P: 22	R: 0 E: 0 K: 0 S: 8	H: 0 LOB: 0 BB: 0 P: 12	1B: 4 2B: 3 HR: 1	SF: 0 SAC: 0 DP: 0 HBP: 2	WP: 0 PB: 0 SB: 0 CS: 0	PA: 40
PITCHER	IP	WLS	BF	H	R	ER	SO	BB	IBB	HBP	BLK	WP	HR	S	P	ERA	WHIP					
Scott Schoeneweis, L ERA: 5.79 Donne Watt, R ERA: 3.52 Lou Pote, R ERA: 2.08	(1, 1)	5.2	L	28	6	8	8	3	3	1	2	0	0	1	50	93	12.71	1.588				
	(6, 1)	2.1		9	2	0	0	1	0	0	0	0	0	0	25	37	0.00	0.857				
	(9, 1)	1.0		3	0	0	0	0	0	0	0	0	0	0	8	12	0.00	0.000				

Seattle Mariners @ Anaheim Angels
Edison International Field, Anaheim, CA
Thu Apr 11 2002, 10:05 PM EDT
Att: 18,806 - Sunny - 63 F

AB	34
R	8
H	8
RBI	8
BB	4
SO	4
LOB	8



Batter	1	2	3	4	5	6	7	8	9	AB	R	H	RBI	BB	SO	LOB	BOTTOM					
David Eckstein, R OBP: 0.333, SLG: 0.389 (1, 6)	1-2 L5		1-1 1B		1-1 16 SF8 E				0-1 G4-3	5	0	3	2	0	0	1						
Darin Erstad, L OBP: 0.296, SLG: 0.229 (1, 8)	1-2 16 S 1B		0-0 G4-3		1-0 E1 WP					3	0	1	1	0	0	3						
16 Garret Anderson, L OBP: 0.237, SLG: 0.235 (1, 7)	3-3 K			1-0 P6	0-0 SF8					3	0	0	1	0	1	2						
Troy Glaus, R OBP: 0.333, SLG: 0.679 (1, 5)	0-3 K			1-1 1B	2-3 3-H 0-2 F8					4	0	1	0	0	2	3						
Brad Fullmer, L OBP: 0.364, SLG: 0.286 (1, 10)			1-1 P5		2-1 P4					4	0	0	0	0	0	1						
Tim Salmon, R OBP: 0.297, SLG: 0.226 (1, 9)			0-0 P4		3-3 K					4	0	0	0	0	1	1						
Scott Spiezio, S OBP: 0.200, SLG: 0.200 (1, 3)			1-1 P1			0-1 1B 1B				4	1	1	0	0	0	0						
Bengie Molina, R OBP: 0.269, SLG: 0.320 (1, 2)					0-1 G5-3					4	1	1	0	0	0	1						
Adam Kennedy, L OBP: 0.226, SLG: 0.300 (1, 4)			0-1 P6		1-0 E 16 SF8 1B					4	2	3	0	0	0	0						
Inning Stats	R: 0 E: 0 K: 2 S: 17	H: 1 LOB: 1 BB: 0 P: 22	R: 0 E: 0 K: 0 S: 5	H: 0 LOB: 0 BB: 0 P: 7	R: 0 E: 0 K: 1 S: 8	H: 1 LOB: 1 BB: 0 P: 15	R: 2 E: 1 K: 0 S: 11	H: 3 LOB: 2 BB: 0 P: 14	R: 0 E: 0 K: 0 S: 7	H: 0 LOB: 0 BB: 0 P: 11	R: 2 E: 0 K: 0 S: 7	H: 3 LOB: 0 BB: 0 P: 10	R: 0 E: 0 K: 1 S: 5	H: 0 LOB: 0 BB: 0 P: 7	R: 0 E: 0 K: 0 S: 9	H: 1 LOB: 1 BB: 0 P: 12	1B: 9 2B: 1 HR: 0	SF: 2 SAC: 0 DP: 1 HBP: 0	WP: 1 PB: 0 SB: 2 CS: 0	PA: 37		
PITCHER	IP	WLS	BF	H	R	ER	SO	BB	IBB	HBP	BLK	WP	HR	S	P	ERA	WHIP					
Freddy Garcia, R ERA: 5.79 Shigetoshi Hasegawa, R ERA:	(1, 1)	6.1	W	29	9	4	3	3	0	0	0	0	0	0	61	86	4.26	1.421				
	(7, 1)	2.2		8	1	0	0	1	0	0	0	0	0	15	20	0.00	0.375					

Seattle Mariners @ Anaheim Angels
Edison International Field, Anaheim, CA
Thu Apr 11 2002, 10:05 PM EDT
Att: 18,806 - Sunny - 63 F

AB	35
R	4
H	10
RBI	4
BB	0
SO	4
LOB	12



Batter	1	2	3	4	5	6	7	8	9	AB	R	H	RBI	BB	SO	LOB	TOP						
Jeremy Giambi, L (1, 7) OBP: 0.413, SLG: 0.410 Mike Colangelo, R (9, 7) OBP: 0.267, SLG: 0.286	2-1 G3 G4-3 1B		1-2 F8		0-1 F8		0-0 G3		2-1 P4	5	0	1	0	0	0	2							
Frank Menechino, R (1, 4) OBP: 0.380, SLG: 0.419	1-1 G4-3		4-2 BB		1-2 G6-3 1B		2-2 FC6-2		4-0 1B BB	3	0	1	0	2	0	3							
Scott Hatteberg, L (1, 10) OBP: 0.364, SLG: 0.345	2-2 G3		2-0 G4-3		0-3 K		2-3 G4-3		2-2 1B	5	0	1	0	0	1	5							
David Justice, L (1, 9) OBP: 0.375, SLG: 0.488	0-3 K				0-1 G6-3		2-0 G6-3		2-2 HR 1B	5	1	1	0	0	1	4							
3 Eric Chavez, L (1, 5) OBP: 0.382, SLG: 0.862		2-3 K			0-0 2B		4-2 1B BB		2-0 L4	3	1	1	0	1	1	1							
Miguel Tejada, R (1, 6) OBP: 0.304, SLG: 0.489		0-2 2B			1-0 F8		1-2 1B E		0-2 HR	4	2	3	2	0	0	1							
Terrence Long, L (1, 8) OBP: 0.214, SLG: 0.275		1-2 F8			0-0 F8		1-1 E7 1B		1-2 G5-3	4	1	1	1	0	0	2							
Ramon Hernandez, R (1, 2) OBP: 0.167, SLG: 0.143		1-2 F8			2-3 K		1-2 G3 FC6-2 1B		0-1 G6-3	4	0	1	1	0	1	1							
Carlos Pena, L (1, 3) OBP: 0.279, SLG: 0.561					0-0 F7		2-1 F7		0-1 F9	3	0	0	0	1	0	0							
Inning Stats	R: 0 E: 0 K: 1 S: 10	H: 1 LOB: 1 BB: 0 P: 15	R: 0 E: 0 K: 1 S: 18	H: 1 LOB: 1 BB: 0 P: 22	R: 0 E: 0 K: 0 S: 8	H: 0 LOB: 1 BB: 1 P: 15	R: 0 E: 0 K: 0 S: 5	H: 1 LOB: 1 BB: 0 P: 6	R: 0 E: 0 K: 1 S: 9	H: 0 LOB: 0 BB: 0 P: 13	R: 0 E: 0 K: 1 S: 8	H: 1 LOB: 0 BB: 0 P: 11	R: 3 E: 1 K: 0 S: 24	H: 3 LOB: 2 BB: 2 P: 39	R: 2 E: 0 K: 0 S: 12	H: 2 LOB: 0 BB: 0 P: 17	R: 0 E: 0 K: 0 S: 10	H: 1 LOB: 2 BB: 1 P: 19	1B: 7 2B: 2 3B: 0 HR: 1	SF: 0 SAC: 0 DP: 1 HBP: 0	WP: 0 PB: 0 SB: 0 CS: 0	PA: 40	
PITCHER	IP WLS BF H R ER SO BB IBB HBP BLK WP HR S P ERA WHIP	6.0 L 27 7 3 3 4 3 0 0 0 0 0 0 75 110 4.50 1.667	7.1 1 5 1 1 1 0 0 0 0 0 0 0 0 11 19 6.75 0.750	8.1 0.2 3 1 1 1 0 0 0 0 0 0 0 0 8 9 13.50 1.500	9.1 1.0 5 1 0 0 0 1 0 0 0 0 0 0 10 19 0.00 2.000																		

Oakland Athletics @ Anaheim Angels
Edison International Field, Anaheim, CA
Fri Apr 12 2002, 10:05 PM EDT
Att: 31,815 - Sunny - 63 F

AB	36
R	5
H	10
RBI	4
BB	4
SO	4
LOB	19



Batter	1	2	3	4	5	6	7	8	9	AB	R	H	RBI	BB	SO	LOB	BOTTOM					
David Eckstein, R (1, 6) OBP: 0.349, SLG: 0.400	1-1 CS 1B		1-0 G6-3 1B		0-3 K		0-1 L4			4	0	2	0	0	1	4						
Darin Erstad, L (1, 8) OBP: 0.279, SLG: 0.256	1-1 1B		1-1 G6-3		0-1 1B		1-1 G4-3		0-2 G4-3	4	0	2	1	0	0	2						
16 Garret Anderson, L (1, 7) OBP: 0.214, SLG: 0.211	2-3 K		1-1 G4-3		0-1 G3		0-1 F9		0-1 F9	4	0	0	0	0	1	5						
Troy Glaus, R (1, 5) OBP: 0.294, SLG: 0.594	3-3 K		3-2 G4-3		1-2 G4-3		1-2 G4-3		3-2 G6-3	4	0	0	0	0	1	2						
Brad Fullmer, L (1, 10) OBP: 0.324, SLG: 0.250		3-2 G4-3		1-3 K		1-1 F8		1-3 K		4	0	0	0	0	2	0						
Tim Salmon, R (1, 9) OBP: 0.293, SLG: 0.229		0-0 G4-6-3 1B		0-1 G5-3		2-3 K		1-2 G4-3		4	0	1	0	0	1	0						
Scott Spiezio, S (1, 3) OBP: 0.283, SLG: 0.316		0-1 G4-6-3		1-1 1B 2B		0-0 FC4-6 1B		1-0 F7		4	1	2	0	0	0	1						
Bengie Molina, R (1, 2) OBP: 0.310, SLG: 0.393			1-0 1B 2B		0-1 1B BB		2-1 P4			3	0	2	0	0	0	1						
Adam Kennedy, L (1, 4) OBP: 0.235, SLG: 0.281			1-1 F8		4-2 1B		0-0 FC4-6			2	0	0	0	1	0	2						
Inning Stats	R: 0 E: 0 K: 2 S: 12	H: 2 LOB: 2 BB: 0 P: 19	R: 0 E: 0 K: 0 S: 6	H: 1 LOB: 0 BB: 0 P: 9	R: 0 E: 0 K: 1 S: 9	H: 0 LOB: 0 BB: 0 P: 14	R: 1 E: 0 K: 1 S: 15	H: 3 LOB: 3 BB: 1 P: 21	R: 0 E: 0 K: 1 S: 8	H: 0 LOB: 0 BB: 0 P: 12	R: 0 E: 0 K: 0 S: 6	H: 1 LOB: 1 BB: 0 P: 8	R: 0 E: 0 K: 0 S: 10	H: 0 LOB: 0 BB: 0 P: 13	R: 0 E: 0 K: 1 S: 7	H: 0 LOB: 0 BB: 0 P: 10	1B: 7 2B: 3 3B: 0 HR: 0	SF: 0 SAC: 0 DP: 3 HBP: 0	WP: 0 PB: 0 SB: 0 CS: 1	PA: 34		
PITCHER	IP WLS BF H R ER SO BB IBB HBP BLK WP HR S P ERA WHIP	7.0 W 28 9 1 1 5 1 0 0 0 0 0 0 62 93 1.29 1.429	8.1 3 0 0 0 0 0 0 0 0 0 0 0 0 10 13 0.00 0.000	9.1 3 0 0 0 1 0 0 0 0 0 0 0 7 10 0.00 0.000																		

Oakland Athletics @ Anaheim Angels
Edison International Field, Anaheim, CA
Fri Apr 12 2002, 10:05 PM EDT
Att: 31,815 - Sunny - 63 F

AB	33
R	1
H	9
RBI	1
BB	1
SO	6
LOB	17



Batter	1	2	3	4	5	6	7	8	9	AB	R	H	RBI	BB	SO	LOB	TOP								
Jeremy Giambi, L (1, 7) OBP: 0.392, SLG: 0.372 Mike Colangelo, R (9, 7) OBP: 0.267, SLG: 0.286	3-3 K	4-2 2B BB		2-1 G6-3			0-3 K		2-3 K	4	1	0	0	1	3	0									
Frank Menechino, R (1, 4) OBP: 0.382, SLG: 0.426	2-2 F7	3-2 2B		3-1 F9			1-3 K		4-2 HR BB	4	1	1	3	1	1	0									
Scott Hatteberg, L (1, 10) OBP: 0.421, SLG: 0.469	4-2 HBP BB				0-1 FC4-6 1B		4-2 1B BB		1-0 HR	3	1	2	2	2	0	1									
David Justice, L (1, 9) OBP: 0.415, SLG: 0.500	2-1 HBP			0-0 3 HR 1B		3-1 FC4-6 1-2	1-0 1B		4-1 BB	3	1	2	0	1	0	1									
3 Eric Chavez, L (1, 5) OBP: 0.359, SLG: 0.853	1-0 F8			3-1 HR		1-3 K	0-1 F8		2-2 G3-1	5	1	1	2	0	1	6									
Miguel Tejada, R (1, 6) OBP: 0.280, SLG: 0.449		0-1 F7		1-1 G5-3		1-6 F7			1-2 P4	4	0	0	0	0	0	1									
Terrence Long, L (1, 8) OBP: 0.217, SLG: 0.273		1-0 BB 2B 1B		0-3 K			1-1 G4-3		0-2 F7	4	1	1	0	0	1	0									
Ramon Hernandez, R (1, 2) OBP: 0.176, SLG: 0.129		4-2 BB 2B BB		0-1 F3			1-1 G6-3		0-0 F9	3	1	0	0	1	0	0									
Carlos Pena, L (1, 3) OBP: 0.255, SLG: 0.511	1-2 P2			1-0 G5-3			1-3 K		1-0 G3	4	0	0	0	0	1	2									
Inning Stats	R: 0 E: 0 K: 1 S: 13	H: 0 LOB: 2 BB: 1 P: 25	R: 3 E: 0 K: 0 S: 20	H: 2 LOB: 1 BB: 2 P: 36	R: 2 E: 0 K: 1 S: 10	H: 2 LOB: 0 BB: 0 P: 14	R: 0 E: 0 K: 0 S: 5	H: 0 LOB: 0 BB: 0 P: 11	R: 0 E: 0 K: 1 S: 8	H: 1 LOB: 1 BB: 0 P: 13	R: 0 E: 0 K: 1 S: 7	H: 0 LOB: 0 BB: 0 P: 10	R: 0 E: 0 K: 2 S: 13	H: 1 LOB: 2 BB: 1 P: 19	R: 0 E: 0 K: 0 S: 11	H: 0 LOB: 0 BB: 0 P: 12	R: 2 E: 0 K: 1 S: 14	H: 1 LOB: 1 BB: 2 P: 28	1B: 4 2B: 1 3B: 0 HR: 2	SF: 0 SAC: 0 DP: 0 HBP: 1	WP: 0 PB: 0 SB: 0 CS: 0	PA: 41			
PITCHER	IP	WLS	BF	H	R	ER	SO	BB	IBB	HBP	BLK	WP	HR	S	P	ERA	WHIP								
Jarrod Washburn, L (1, 1) ERA: 6.0	4.2	L	23	5	5	5	3	3	0	1	0	0	1	55	97	9.64	1.714								
Lou Poffo, R (5, 1) ERA: 1.42	2.0		7	0	0	0	3	1	0	0	0	0	0	18	27	0.00	0.500								
47 Mark Lukasiewicz, L (7, 1) ERA: 2.25	1.1		5	1	0	0	0	0	0	0	0	0	0	14	16	0.00	0.750								
Al Levine, R (9, 1) ERA: 4.76	1.0		6	1	2	2	1	2	0	0	0	0	1	14	28	18.00	3.000								

Oakland Athletics @ Anaheim Angels
Edison International Field, Anaheim, CA
Sat Apr 13, 2002, 10:05 PM EDT
Att: 33,554 - Overcast - 62 F

AB 34
R 7
H 7
RBI 7
BB 6
SO 7
LOB 11



Batter	1	2	3	4	5	6	7	8	9	AB	R	H	RBI	BB	SO	LOB	BOTTOM								
David Eckstein, R (1, 6) OBP: 0.340, SLG: 0.372	0-1 F2		1-2 F8		0-1 F8			1-0 16 FC3-6 HBP		3	0	0	0	0	0	1									
Darin Erstad, L (1, 8) OBP: 0.277, SLG: 0.256	1-1 16 HR 1B		0-1 F3			2-2 F9		2-3 K		4	1	1	0	0	1	1									
16 Garret Anderson, L (1, 7) OBP: 0.239, SLG: 0.310	0-2 1H HR			1-2 F9		0-0 BB 1B		0-0 FC3-6 1-2		4	1	2	2	0	0	1									
Troy Glaus, R (1, 5) OBP: 0.263, SLG: 0.528	1-2 G1-3			1-3 K		0-1 F8		0-0 G5-3		4	0	0	0	0	1	2									
Scott Spiezio, S (1, 3) OBP: 0.304, SLG: 0.286	3-2 F7			4-2 BB		4-1 BB		1-2 BB		2	0	0	0	2	0	0									
Brad Fullmer, L (1, 10) OBP: 0.308, SLG: 0.235 Tim Salmon, R (6, PH) OBP: 0.279, SLG: 0.216		3-2 F7		1-0 F9		3-3 K		2-1 F9		2	0	0	0	0	0	1									
Jeff DaVanon, S (1, 9)		0-0 B3			2-2 P5		0-1 F8		1-1 G4-3	4	0	0	0	0	0	0									
Jorge Fabregas, L (1, 2) Bengie Molina, R (7, PH) OBP: 0.300, SLG: 0.379 (8, 2)		0-1 G4-3			0-1 G1-3		1-0 G6-3			2	0	0	0	0	0	0									
Adam Kennedy, L (1, 4) OBP: 0.243, SLG: 0.286			1-2 F7		0-2 1B		0-1 G1-3			3	0	1	0	0	0	0									
Inning Stats	R: 2 E: 0 K: 0 S: 14	H: 2 LOB: 0 BB: 0 P: 19	R: 0 E: 0 K: 0 S: 7	H: 0 LOB: 0 BB: 0 P: 10	R: 0 E: 0 K: 0 S: 10	H: 0 LOB: 0 BB: 0 P: 12	R: 0 E: 0 K: 1 S: 10	H: 0 LOB: 1 BB: 1 P: 17	R: 0 E: 0 K: 0 S: 14	H: 1 LOB: 2 BB: 0 P: 16	R: 0 E: 0 K: 1 S: 10	H: 1 LOB: 2 BB: 1 P: 19	R: 0 E: 0 K: 0 S: 5	H: 0 LOB: 0 BB: 0 P: 6	R: 0 E: 0 K: 1 S: 5	H: 0 LOB: 1 BB: 0 P: 8	R: 0 E: 0 K: 0 S: 6	H: 0 LOB: 0 BB: 0 P: 9	1B: 3 2B: 0 3B: 0 HR: 1	SF: 0 SAC: 0 DP: 0 HBP: 1	WP: 0 PB: 0 SB: 0 CS: 0	PA: 34			
PITCHER	IP	WLS	BF	H	R	ER	SO	BB	IBB	HBP	BLK	WP	HR	S	P	ERA	WHIP								
Erik Hiljus, R (1, 1) ERA: 5.4	5.2	H	23	4	2	2	1	2	0	0	0	0	0	62	87	3.18	1.059								
Mike Venafro, L (6, 1) ERA: 6.75	2.0		7	0	0	0	2	0	0	1	0	0	0	12	19	0.00	0.000								
Jim Mecir, R (8, 1) ERA: 1.35	0.1	H	1	0	0	0	0	0	0	0	0	0	0	1	1	0.00	0.000								
Chad Bradford, R (9, 1) ERA:	1.0		3	0	0	0	0	0	0	0	0	0	0	6	9	0.00	0.000								

Oakland Athletics @ Anaheim Angels
Edison International Field, Anaheim, CA
Sat Apr 13, 2002, 10:05 PM EDT
Att: 33,554 - Overcast - 62 F

AB 31
R 2
H 4
RBI 2
BB 2
SO 3
LOB 8



Batter	1	2	3	4	5	6	7	8	9	AB	R	H	RBI	BB	SO	LOB	TOP				
Jeremy Giambi, L (1, 7) OBP: 0.400, SLG: 0.370	1-1 F8		2-1 FC6-4 1B			2-2 F8		4-1 BB BB		3	0	1	0	1	0	0					
Frank Menechino, R (1, 4) OBP: 0.390, SLG: 0.420	2-3 K		1-2 FC6-4 1-2			3-2 1B		4-0 BB BB		3	0	1	0	1	1	1					
Scott Hatteberg, L (1, 10) OBP: 0.405, SLG: 0.429	4-1 BB			1-1 F9		2-2 F7		1-2 F5		3	0	0	0	1	0	3					
3 Eric Chavez, L (1, 5) OBP: 0.349, SLG: 0.868	1-3 K			1-2 HR		2-3 K		1-0 F8		4	1	1	1	0	2	4					
Terrence Long, L (1, 8) OBP: 0.220, SLG: 0.255		4-1 CS BB		1-0 G3-1			1-3 K		1-1 G3	3	0	0	0	1	1	0					
Miguel Tejada, R (1, 6) OBP: 0.299, SLG: 0.415		2-1 F9		0-0 G5-3			1-3 K		0-2 G1-3	4	0	0	0	0	1	1					
Greg Myers, L (1, 2) OBP: 0.500, SLG: 0.600		3-2 F8 1-2			2-1 F9		1-1 E9 2B		3-2 G6-3	4	0	1	0	0	0	1					
Mike Colangelo, R (1, 9) OBP: 0.222, SLG: 0.235			2-2 F3		2-2 G5-3		0-0 F9			3	0	0	0	0	0	1					
Carlos Pena, L (1, 3) OBP: 0.240, SLG: 0.479			1-2 G1-3		1-1 F7			2-2 G6-3		3	0	0	0	0	0	0					
Inning Stats	R: 0 E: 0 K: 2 S: 9	H: 0 LOB: 1 BB: 1 P: 17	R: 0 E: 0 K: 0 S: 6	H: 0 LOB: 0 BB: 1 P: 15	R: 0 E: 0 K: 0 S: 12	H: 1 LOB: 0 BB: 0 P: 18	R: 1 E: 0 K: 0 S: 7	H: 1 LOB: 0 BB: 0 P: 10	R: 0 E: 0 K: 1 S: 14	H: 0 LOB: 1 BB: 0 P: 23	R: 0 E: 1 K: 2 S: 10	H: 1 LOB: 1 BB: 0 P: 13	R: 0 E: 0 K: 0 S: 9	H: 0 LOB: 2 BB: 2 P: 21	R: 0 E: 0 K: 0 S: 8	H: 0 LOB: 0 BB: 0 P: 12	1B: 2 2B: 1 3B: 0 HR: 1	SF: 0 SAC: 0 DP: 0 HBP: 0	WP: 0 PB: 0 SB: 0 CS: 1	PA: 34	
PITCHER	IP	WLS	BF	H	R	ER	SO	BB	IBB	HBP	BLK	WP	HR	S	P	ERA	WHIP				
Kevin Appier, R (1, 1) ERA: 2.37	7.0	W	26	4	1	1	5	2	0	0	0	0	1	65	108	1.29	0.857				
Dennis Cook, L (8, 1) ERA: 2.7	1.0	H	5	0	0	0	0	2	0	0	0	0	0	9	21	0.00	2.000				
Al Levine, R (9, 1) ERA: 4.05	1.0	S	3	0	0	0	0	0	0	0	0	0	0	8	12	0.00	0.000				

Oakland Athletics @ Anaheim Angels
Edison International Field, Anaheim, CA
Sun Apr 14 2002, 4:05 PM EDT
Att: 32,881 - Overcast - 70 F

livebaseballscores.com
AB 30
R 1
H 4
RBI 1
BB 4
SO 5
LOB 11



Batter	1	2	3	4	5	6	7	8	9	AB	R	H	RBI	BB	SO	LOB	BOTTOM				
David Eckstein, R (1, 6) OBP: 0.373, SLG: 0.426	1-1 CS 1B		1-2 1B		1-0 G3 2H G1-3 2B		1-1 G4-3			4	1	3	1	0	0	0					
Darin Erstad, L (1, 8) OBP: 0.275, SLG: 0.255	1-0 P4		2-2 F8		0-0 G3			2-1 G1-3 S 1B		4	0	1	0	0	0	3					
Troy Glaus, R (1, 5) OBP: 0.282, SLG: 0.487	2-1 F9 1-2			4-2 1B BB	0-1 G1-3			1-2 G1-3		3	1	0	1	1	0	2					
16 Garret Anderson, L (1, 7) OBP: 0.240, SLG: 0.370		2-1 HR		1-3 K	1-1 G3-1			2-3 K		4	1	1	1	0	2	2					
Tim Salmon, R (1, 9) OBP: 0.295, SLG: 0.195		1-2 L5		0-0 P6		1-0 F9		1-0 G5-3		4	0	0	0	0	0	2					
Bengie Molina, R (1, 2) OBP: 0.303, SLG: 0.375		2-1 F8		1-0 1B	1-2 1B		2-3 K			3	0	1	0	0	1	0					
Scott Spiezio, S (1, 3) OBP: 0.308, SLG: 0.292		2-3 K		0-2 1B	1-2 1B		1-2 G6-3			3	0	1	1	0	1	0					
Jose Nieves, R (1, 4) OBP: 0.111, SLG: 0.222			1-3 K	1-2 L8			1-2 G6-3			3	0	0	0	0	1	2					
Jeff DaVanon, S (1, 10) OBP: 0.111, SLG: 0.222			2-2 F9		1-2 2B		1-0 F5			3	1	1	0	0	0	0					
Inning Stats	R: 0 E: 0 K: 0 S: 5	H: 1 LOB: 0 BB: 0 P: 9	R: 1 E: 0 K: 1 S: 10	H: 1 LOB: 0 BB: 0 P: 17	R: 0 E: 0 K: 1 S: 24	H: 1 LOB: 0 BB: 0 P: 30	R: 1 E: 0 K: 1 S: 15	H: 2 LOB: 2 BB: 1 P: 22	R: 2 E: 0 K: 0 S: 9	H: 2 LOB: 0 BB: 0 P: 12	R: 0 E: 0 K: 1 S: 7	H: 0 LOB: 0 BB: 0 P: 11	R: 0 E: 0 K: 0 S: 7	H: 0 LOB: 0 BB: 0 P: 10	R: 0 E: 0 K: 1 S: 9	H: 1 LOB: 1 BB: 0 P: 15	1B: 5 2B: 2 3B: 0 HR: 1	SF: 0 SAC: 0 DP: 0 HBP: 0	WP: 0 PB: 0 SB: 1 CS: 1	PA: 32	
PITCHER	IP	WLS	BF	H	R	ER	SO	BB	IBB	HBP	BLK	WP	HR	S	P	ERA	WHIP				
Barry Zito, L (1, 1) ERA: 3.38	6.0	L	25	7	4	4	4	1	0	0	0	0	0	70	101	6.00	1.333				
Jeff Tam, R (7, 1) ERA: 10.8	1.0		3	0	0	0	0	0	0	0	0	0	0	7	10	0.00	0.000				
Mike Holtz, L (8, 1) ERA: 2.25	0.2		3	1	0	0	1	0	0	0	0	0	0	8	13	0.00	1.500				
Chad Bradford, R (8, 1) ERA:	0.1		1	0	0	0	0	0	0	0	0	0	0	1	2	0.00	0.000				

Oakland Athletics @ Anaheim Angels
Edison International Field, Anaheim, CA
Sun Apr 14 2002, 4:05 PM EDT
Att: 32,881 - Overcast - 70 F

livebaseballscores.com
AB 31
R 4
H 8
RBI 4
BB 1
SO 5
LOB 11



Batter	1	2	3	4	5	6	7	8	9	AB	R	H	RBI	BB	SO	LOB	TOP					
Jason Romano, R (1, 7)	F7		G5-3			K		K		4	1	0	0	1	2	2						
29 Rusty Greer, L (1, 10) OBP: 0.419, SLG: 0.483	BB		F7			G4-6-3		G4-3		5	1	2	0	0	0	1						
Alex Rodriguez, R (1, 6) OBP: 0.423, SLG: 0.678	1B		1B			1B		K		4	1	2	1	1	1	0						
Rafael Palmeiro, L (1, 3) OBP: 0.333, SLG: 0.540	BB		1B			2B		1B		5	0	3	1	0	0	2						
Herbert Perry, R (1, 5) OBP: 0.400, SLG: 0.529 9 Hank Blalock, L (7, PR) OBP: 0.261, SLG: 0.244	F9		1B			FC5		K		4	0	1	0	0	1	5						
Carl Everett, S (1, 8) OBP: 0.211, SLG: 0.385			G4-3			HR		F8		4	1	1	1	0	1	3						
Kevin Mench, R (1, 9) OBP: 0.314, SLG: 0.387			FC6-4			F2		K		4	0	1	0	0	2	2						
Bill Haselman, R (1, 2) OBP: 0.348, SLG: 0.476			1B			F9		G6-3		4	0	0	0	0	0	3						
10 Michael Young, R (1, 4) OBP: 0.429, SLG: 0.526			FC6-4			G5-3		1B		4	0	2	0	0	0	1						
			F7			G5-3		1B		4	0	2	0	0	0	1						
Inning Stats	R: 0 E: 0 K: 0 S: 12	H: 1 LOB: 2 BB: 1 P: 18	R: 0 E: 0 K: 0 S: 9	H: 1 LOB: 1 BB: 0 P: 12	R: 0 E: 0 K: 1 S: 14	H: 2 LOB: 2 BB: 0 P: 20	R: 1 E: 0 K: 0 S: 10	H: 1 LOB: 0 BB: 0 P: 12	R: 3 E: 1 K: 2 S: 16	H: 3 LOB: 2 BB: 1 P: 28	R: 0 E: 0 K: 1 S: 9	H: 1 LOB: 0 BB: 0 P: 14	R: 0 E: 0 K: 0 S: 6	H: 1 LOB: 1 BB: 0 P: 10	R: 0 E: 0 K: 2 S: 12	H: 1 LOB: 1 BB: 0 P: 16	R: 0 E: 0 K: 2 S: 9	H: 1 LOB: 1 BB: 0 P: 12	1B: 9 2B: 2 3B: 0 HR: 1	SF: 0 SAC: 0 DP: 1 HBP: 0	WP: 0 PB: 0 SB: 0 CS: 0	PA: 41
PITCHER	IP	WLS	BF	H	R	ER	SO	BB	IBB	HBP	BLK	WP	HR	S	P	ERA	WHIP					
Scott Schoeneweis, L (1, 1) ERA: 5.14	7.0	L	33	10	4	3	4	2	0	0	0	0	1	76	114	3.86	1.714					
Ben Weber, R (8, 1) ERA: 6.43	2.0		8	2	0	0	4	0	0	0	0	0	0	21	28	0.00	1.000					

Texas Rangers @ Anaheim Angels
Edison International Field, Anaheim, CA
Wed Apr 17 2002, 10:05 PM EDT
Att: 15,632 - Sunny - 67 F

AB	39
R	4
H	12
RBI	3
BB	2
SO	8
LOB	20



Batter	1	2	3	4	5	6	7	8	9	AB	R	H	RBI	BB	SO	LOB	BOTTOM					
David Eckstein, R (1, 6) OBP: 0.383, SLG: 0.396	G5-3		F2			L3		FC5-4		3	0	0	0	0	0	0						
Darin Erstad, L (1, 10) OBP: 0.283, SLG: 0.273	K		BB			K		HBP		3	0	0	0	1	2	1						
Brad Fullmer, L (1, 3) OBP: 0.298, SLG: 0.262	P3		F8			G4-3		1B		4	0	1	0	0	0	1						
16 Garret Anderson, L (1, 7) OBP: 0.259, SLG: 0.407			F8			F2		G1-3		4	1	2	0	0	0	2						
Scott Spiezio, S (1, 5) OBP: 0.324, SLG: 0.323			L9			G4-3		G4-3		3	0	1	0	1	0	1						
Tim Salmon, R (1, 9) OBP: 0.236, SLG: 0.184			F8			P4		G2-3		4	0	0	0	0	0	4						
Orlando Palmeiro, L (1, 8) OBP: 0.462, SLG: 0.364			F7			F7		G4-3		4	0	1	1	0	0	3						
Bengie Molina, R (1, 2) OBP: 0.244, SLG: 0.300			F9			F9		K		4	0	0	0	0	1	4						
Adam Kennedy, L (1, 4) OBP: 0.238, SLG: 0.275			F7			P4		F8		3	0	0	0	0	0	0						
Inning Stats	R: 0 E: 0 K: 1 S: 10	H: 0 LOB: 0 BB: 0 P: 13	R: 1 E: 0 K: 0 S: 10	H: 2 LOB: 1 BB: 0 P: 16	R: 0 E: 0 K: 0 S: 7	H: 0 LOB: 1 BB: 1 P: 14	R: 0 E: 0 K: 0 S: 13	H: 1 LOB: 2 BB: 1 P: 21	R: 0 E: 0 K: 1 S: 8	H: 0 LOB: 0 BB: 0 P: 9	R: 0 E: 0 K: 0 S: 5	H: 0 LOB: 0 BB: 0 P: 10	R: 0 E: 0 K: 0 S: 9	H: 0 LOB: 0 BB: 0 P: 12	R: 0 E: 0 K: 0 S: 15	H: 1 LOB: 2 BB: 0 P: 23	R: 0 E: 0 K: 1 S: 11	H: 1 LOB: 1 BB: 0 P: 13	1B: 3 2B: 2 3B: 0 HR: 0	SF: 0 SAC: 0 DP: 0 HBP: 1	WP: 0 PB: 0 SB: 0 CS: 0	PA: 35
PITCHER	IP	WLS	BF	H	R	ER	SO	BB	IBB	HBP	BLK	WP	HR	S	P	ERA	WHIP					
Ismael Valdez, R (1, 1) ERA: 4.34	7.1	W	28	3	1	1	2	2	0	1	0	0	0	68	106	1.23	0.682					
Chris Michalak, L (8, 1) ERA: 5.4	0.2	H	3	1	0	0	0	0	0	0	0	0	0	9	12	0.00	1.500					
Hideki Irabu, R (9, 1) ERA: 5.02	1.0	S	4	1	0	0	1	0	0	0	0	0	0	11	13	0.00	1.000					

Texas Rangers @ Anaheim Angels
Edison International Field, Anaheim, CA
Wed Apr 17 2002, 10:05 PM EDT
Att: 15,632 - Sunny - 67 F

AB	32
R	1
H	5
RBI	1
BB	2
SO	3
LOB	16



Batter	1	2	3	4	5	6	7	8	9	AB	R	H	RBI	BB	SO	LOB	TOP					
David Eckstein, R (1, 6) OBP: 0.375, SLG: 0.386	0-1 P3		1-2 F7		1-1 L8			0-2 1B SF7 1B		4	1	1	0	0	0	1	Anaheim Angels @ Oakland Athletics Network Associates Coliseum, Oakland, CA Thu Apr 18 2002, 4:05 PM EDT Att: 9,145 - Cloudy - 57 F					
Darin Erstad, L (1, 8) OBP: 0.297, SLG: 0.288	0-2 G6-3		3-2 1B		0-0 F8			2-2 1B		4	0	2	0	0	0	1						
Brad Fullmer, L (1, 10) OBP: 0.294, SLG: 0.289	1-0 2B		0-0 F8		2-1 F9			0-0 SF7		3	0	1	1	0	0	1						
16 Garret Anderson, L (1, 7) OBP: 0.258, SLG: 0.386	4-1 BB		2-3 K		1-0 F7			3-H F8		3	0	0	0	1	1	2						
Scott Spiezio, S (1, 3) OBP: 0.316, SLG: 0.400	3-3 K			1-1 G4-3				1-2 F8		4	1	1	1	0	1	3						
Troy Glaus, R (1, 5) OBP: 0.229, SLG: 0.422		1-2 F3		0-0 P3				1-2 G5-3		4	0	0	0	0	1	0						
Jeff DaVanon, S (1, 9) OBP: 0.154, SLG: 0.308		0-0 2B		1-2 F8				0-0 F9		4	0	1	0	0	1	0						
Jorge Fabregas, L (1, 2) OBP: 0.154, SLG: 0.083		1-1 F8			4-0 BB			2-0 F7		3	0	1	0	1	0	1						
Jose Nieves, R (9, PR) OBP: 0.231, SLG: 0.308									1-0 DI 1B	0	0	0	0	0	0	0						
Adam Kennedy, L (1, 4) OBP: 0.217, SLG: 0.250		2-1 F8			0-0 F8			0-0 G1-3		4	0	0	0	0	0	3						
Inning Stats	R: 0 E: 0 K: 1 S: 10	H: 1 LOB: 2 BB: 1 P: 18	R: 0 E: 0 K: 0 S: 8	H: 1 LOB: 1 BB: 0 P: 12	R: 0 E: 0 K: 1 S: 12	H: 1 LOB: 1 BB: 0 P: 18	R: 0 E: 0 K: 0 S: 6	H: 0 LOB: 0 BB: 0 P: 8	R: 0 E: 0 K: 0 S: 4	H: 0 LOB: 1 BB: 1 P: 9	R: 1 E: 0 K: 0 S: 8	H: 1 LOB: 0 BB: 0 P: 12	R: 0 E: 0 K: 0 S: 3	H: 0 LOB: 0 BB: 0 P: 5	R: 1 E: 0 K: 0 S: 15	H: 2 LOB: 1 BB: 0 P: 21	R: 0 E: 0 K: 2 S: 11	H: 1 LOB: 2 BB: 0 P: 17	1B: 4 2B: 2 3B: 0 HR: 1	SF: 1 SAC: 0 DP: 0 HBP: 0	WP: 0 PB: 0 SB: 0 CS: 0	PA: 36
PITCHER	IP WLS BF H R ER SO BB IBB HBP BLK WP HR S P ERA WHIP																					
Erik Hiljus, R (1, 1) ERA: 3.86	7.0 W 27 4 1 1 2 2 0 0 0 0 0 1 51 82 1.29 0.857																					
Jim Mecir, R (8, 1) ERA: 2.35	1.0 H 5 2 1 1 0 0 0 0 0 0 0 0 15 21 9.00 2.000																					
Billy Koch, R (9, 1) ERA: 2.16	1.0 S 4 1 0 0 2 0 0 0 0 0 0 0 11 17 0.00 1.000																					

Batter	1	2	3	4	5	6	7	8	9	AB	R	H	RBI	BB	SO	LOB	BOTTOM			
Jeremy Giambi, L (1, 7) OBP: 0.433, SLG: 0.561	2-2 F7		1-1 FC6-4 1B			0-0 HR		4-2 BB		3	1	2	1	1	0	0	Anaheim Angels @ Oakland Athletics Network Associates Coliseum, Oakland, CA Thu Apr 18 2002, 4:05 PM EDT Att: 9,145 - Cloudy - 57 F			
Mike Colangelo, R (7, PR) OBP: 0.222, SLG: 0.235								1-2 BB		0	0	0	0	0	0	0				
Frank Menechino, R (1, 4) OBP: 0.380, SLG: 0.424	2-3 K		3-1 FC6-4 1-2			4-2 FC3-6 BB		F8		3	0	0	0	1	1	2				
Scott Hatteberg, L (1, 10) OBP: 0.370, SLG: 0.356	1-1 G4-3			2-2 G4-3		1-0 F7		4-0 1B BB		3	0	0	0	1	0	1				
David Justice, L (1, 9) OBP: 0.400, SLG: 0.456		1-0 G4-6-3 1B		2-3 K		2-1 FC3-6 1-2		1-3 K		4	0	1	0	0	2	2				
Miguel Tejada, R (1, 6) OBP: 0.258, SLG: 0.375		2-2 G4-6-3 1-2		1-0 L3		2-0 F9		2-1 1B		4	0	1	0	0	0	2				
Terrence Long, L (1, 8) OBP: 0.230, SLG: 0.310		0-0 HR			0-0 L6			1-2 L9		4	1	1	1	0	1	2				
Ramon Hernandez, R (1, 2) OBP: 0.159, SLG: 0.150		2-0 L9			3-2 G6-3			1-2 F9		4	1	1	0	0	0	2				
Carlos Pena, L (1, 3) OBP: 0.288, SLG: 0.554			0-1 G5-3			4-0 BB				2	1	1	2	1	0	0				
Mark Ellis, R (1, 5) OBP: 0.250, SLG: 0.250			3-2 P6			2-3 K		0-2 2H HR		3	0	1	0	0	1	1				
Inning Stats	R: 0 E: 0 K: 1 S: 8	H: 0 LOB: 0 BB: 0 P: 13	R: 1 E: 0 K: 0 S: 6	H: 2 LOB: 0 BB: 0 P: 11	R: 0 E: 0 K: 0 S: 10	H: 1 LOB: 1 BB: 0 P: 17	R: 0 E: 0 K: 1 S: 7	H: 0 LOB: 0 BB: 0 P: 12	R: 0 E: 0 K: 1 S: 9	H: 0 LOB: 1 BB: 1 P: 18	R: 1 E: 1 K: 0 S: 7	H: 1 LOB: 1 BB: 1 P: 16	R: 2 E: 0 K: 1 S: 19	H: 3 LOB: 1 BB: 1 P: 24	R: 0 E: 0 K: 1 S: 11	H: 1 LOB: 2 BB: 1 P: 20	1B: 4 2B: 1 3B: 0 HR: 3	SF: 0 SAC: 0 DP: 1 HBP: 0	WP: 0 PB: 0 SB: 0 CS: 1	PA: 34
PITCHER	IP WLS BF H R ER SO BB IBB HBP BLK WP HR S P ERA WHIP																			
Ramon Ortiz, R (1, 1) ERA: 4.19	6.1 L 27 7 4 4 4 2 0 0 0 0 0 0 7 102 5.68 1.421																			
Dennis Cook, L (7, 1) ERA: 2.08	1.0 4 0 0 0 1 2 0 0 0 0 0 0 7 17 0.00 2.000																			
Lou Pote, R (8, 1) ERA: 1.29	0.2 3 1 0 0 0 0 0 0 0 0 0 0 8 12 0.00 1.500																			



Batter	1	2	3	4	5	6	7	8	9	AB	R	H	RBI	BB	SO	LOB	TOP										
David Eckstein, R OBP: 0.371, SLG: 0.381	G1-3		FC1-5 1B 16 2B G1-3			G6-3			L8	6	1	2	0	0	0	4											
Darin Erstad, L OBP: 0.284, SLG: 0.274	K		G1-3			F8				3	0	0	0	0	1	4											
Jeff DaVanon, S OBP: 0.133, SLG: 0.267										2	0	0	0	0	0	2											
Brad Fullmer, L OBP: 0.304, SLG: 0.286	K					G6-3			G4-3	4	2	1	1	0	1	0											
16 Garret Anderson, L OBP: 0.273, SLG: 0.410										4	1	2	2	0	0	1											
Otlando Palmeiro, L OBP: 0.429, SLG: 0.333										1	0	0	0	0	0	0											
Troy Glaus, R OBP: 0.245, SLG: 0.408										4	1	1	0	1	0	1											
Scott Spiezio, S OBP: 0.349, SLG: 0.395										3	2	1	1	2	1	2											
Tim Salmon, R OBP: 0.250, SLG: 0.173										3	1	0	0	2	0	3											
Bengie Molina, R OBP: 0.283, SLG: 0.333										5	0	3	3	0	0	1											
Adam Kennedy, L OBP: 0.235, SLG: 0.265										5	1	2	2	0	1	5											
Inning Stats	R: 0 E: 0 K: 2 S: 10	H: 0 LOB: 0 BB: 0 P: 13	R: 0 E: 0 K: 0 S: 9	H: 0 LOB: 0 BB: 0 P: 11	R: 4 E: 0 K: 1 S: 16	H: 4 LOB: 2 BB: 2 P: 29	R: 0 E: 0 K: 0 S: 12	H: 2 LOB: 2 BB: 0 P: 14	R: 2 E: 0 K: 1 S: 14	H: 1 LOB: 2 BB: 2 P: 26	R: 0 E: 0 K: 0 S: 8	H: 0 LOB: 0 BB: 0 P: 12	R: 3 E: 1 K: 0 S: 17	H: 4 LOB: 2 BB: 0 P: 23	R: 0 E: 0 K: 0 S: 6	H: 0 LOB: 0 BB: 0 P: 10	R: 0 E: 0 K: 0 S: 10	H: 1 LOB: 2 BB: 1 P: 18	1B: 11 2B: 1 3B: 0 HR: 0	SF: 0 SAC: 0 DP: 0 HBP: 1	WP: 0 PB: 1 SB: 1 CS: 0	PA: 46					
PITCHER	IP	WLS	BF	H	R	ER	SO	BB	IBB	HBP	BLK	WP	HR	S	P	ERA	WHIP										
Mike Fyhrle, R ERA: 11.57	4.2	L	26	7	6	6	3	4	0	1	0	0	0	56	86	11.57	2.357										
Mike Magnante, L ERA: 7.94	1.2		8	3	3	2	1	0	0	0	0	0	0	20	27	10.80	1.800										
Chad Bradford, R ERA: 1.23	1.2		7	1	0	0	0	0	0	0	0	0	0	16	25	0.00	0.600										
Mike Holtz, L ERA: 5.4	1.0		5	1	0	0	0	1	0	0	0	0	0	10	18	0.00	2.000										

Anaheim Angels @ Oakland Athletics
Network Associates Coliseum, Oakland, CA
Fri Apr 19 2002, 10:05 PM EDT
Att. 12,468 - Sunny - 63 F

AB 40
R 9
H 12
RBI 9
BB 5
SO 4
LOB 23



Batter	1	2	3	4	5	6	7	8	9	AB	R	H	RBI	BB	SO	LOB	BOTTOM										
Jeremy Giambi, L OBP: 0.431, SLG: 0.541	G5-4-3 1B								FC4-6 BB 1B	4	1	1	0	0	0	3											
Frank Menechino, R OBP: 0.388, SLG: 0.406	G5-4-3 1-2									5	1	1	0	0	2	3											
Scott Hatteberg, L OBP: 0.356, SLG: 0.327	F7									4	0	0	0	1	0	0											
David Justice, L OBP: 0.406, SLG: 0.500										3	1	1	1	1	0	0											
Mike Colangelo, R OBP: 0.222, SLG: 0.235										0	0	0	0	0	0	0											
Greg Myers, L OBP: 0.326, SLG: 0.625										1	0	1	2	0	0	0											
Mark Ellis, R OBP: 0.250, SLG: 0.250										0	0	0	0	0	0	0											
Olmedo Saenz, R OBP: 0.346, SLG: 0.238										4	0	1	0	0	1	2											
Miguel Tejada, R OBP: 0.254, SLG: 0.362										5	1	1	0	0	0	5											
Terrence Long, L OBP: 0.262, SLG: 0.344										3	2	2	1	1	0	0											
Ramon Hernandez, R OBP: 0.188, SLG: 0.205										4	1	2	1	0	1	1											
Carlos Pena, L OBP: 0.302, SLG: 0.576										3	0	2	2	0	0	1											
Inning Stats	R: 0 E: 0 K: 0 S: 6	H: 1 LOB: 0 BB: 0 P: 9	R: 0 E: 0 K: 0 S: 7	H: 0 LOB: 0 BB: 0 P: 14	R: 0 E: 0 K: 1 S: 12	H: 1 LOB: 2 BB: 0 P: 20	R: 1 E: 0 K: 0 S: 13	H: 2 LOB: 0 BB: 0 P: 21	R: 0 E: 0 K: 0 S: 12	H: 1 LOB: 1 BB: 0 P: 17	R: 0 E: 0 K: 0 S: 5	H: 0 LOB: 0 BB: 0 P: 9	R: 2 E: 0 K: 0 S: 16	H: 3 LOB: 1 BB: 0 P: 20	R: 0 E: 0 K: 1 S: 14	H: 0 LOB: 2 BB: 1 P: 23	R: 4 E: 0 K: 1 S: 24	H: 4 LOB: 2 BB: 2 P: 45	1B: 8 2B: 3 3B: 0 HR: 1	SF: 1 SAC: 0 DP: 2 HBP: 2	WP: 0 PB: 0 SB: 1 CS: 0	PA: 42					
PITCHER	IP	WLS	BF	H	R	ER	SO	BB	IBB	HBP	BLK	WP	HR	S	P	ERA	WHIP										
Jarrod Washburn, L ERA: 5.48	6.1	W	26	8	3	3	2	0	0	1	0	0	0	14	21	0.00	0.750										
47 Mark Lukasiewicz, L ERA: 1.59	1.1		5	0	0	0	1	1	0	0	0	0	0	19	32	54.00	6.000										
Donne Wall, R ERA: 0.75	0.2		7	3	4	4	0	1	0	1	0	0	0	11	22	0.00	3.000										
Troy Percival, R ERA: 5.4	0.2	S	4	1	0	0	1	1	0	0	0	0	0	11	22	0.00	3.000										

Anaheim Angels @ Oakland Athletics
Network Associates Coliseum, Oakland, CA
Fri Apr 19 2002, 10:05 PM EDT
Att. 12,468 - Sunny - 63 F

AB 36
R 7
H 12
RBI 7
BB 3
SO 4
LOB 15



Batter	1	2	3	4	5	6	7	8	9	AB	R	H	RBI	BB	SO	LOB	TOP				
David Eckstein, R OBP: 0.354, SLG: 0.361 (1, 6)	L3	FC5-4			G4-3		1B		G5-3	5	0	1	1	0	0	1					
Orlando Palmeiro, L OBP: 0.435, SLG: 0.316 (1, 7)	16 2B 1B		G4-3		G4-3		F9		16 1B BB	4	1	2	0	1	0	1					
Troy Glaus, R OBP: 0.270, SLG: 0.466 (1, 5)	K		G5-3		K			16 1B BB	K	4	1	0	0	1	3	3					
16 Garret Anderson, L OBP: 0.303, SLG: 0.451 (1, 8)	1B 2B		F9			G4-3		SH1-4 1B 1B		5	1	3	0	0	0	0					
Tim Salmon, R OBP: 0.286, SLG: 0.217 (1, 9)	1B			G1-3		G4-6-3 BB		1B SH1-4 SF8 1B	F3	4	1	2	2	1	0	2					
Brad Fullmer, L OBP: 0.288, SLG: 0.269 Jeff Davanon, S OBP: 0.200, SLG: 0.316 (1, 10)	G4-3			F8		G4-6-3		SH1-4		3	0	0	0	0	0	3					
Bengie Molina, R OBP: 0.309, SLG: 0.340 (1, 2)		G6-3					F8			4	0	2	1	0	0	0					
Scott Spiezio, S OBP: 0.333, SLG: 0.386 (1, 3)		G3						2-3 3-H 1B	SF8	3	1	1	1	0	1	1					
Adam Kennedy, L OBP: 0.236, SLG: 0.264 (1, 4)					G3-1			2-3 2-0 G4-3		4	0	1	0	0	0	2					
Inning Stats	R: 1 E: 0 K: 1 S: 14	H: 3 LOB: 2 BB: 0 P: 18	R: 0 E: 0 K: 0 S: 14	H: 1 LOB: 1 BB: 0 P: 18	R: 0 E: 0 K: 0 S: 7	H: 0 LOB: 0 BB: 0 P: 8	R: 0 E: 0 K: 1 S: 9	H: 1 LOB: 1 BB: 0 P: 14	R: 0 E: 0 K: 1 S: 13	H: 0 LOB: 0 BB: 1 P: 13	R: 1 E: 0 K: 0 S: 7	H: 2 LOB: 1 BB: 0 P: 11	R: 3 E: 0 K: 0 S: 20	H: 3 LOB: 1 BB: 1 P: 31	R: 0 E: 0 K: 1 S: 14	H: 1 LOB: 2 BB: 1 P: 23	1B: 10 2B: 2 3B: 0 HR: 0	SF: 1 SAC: 1 DP: 1 HBP: 0	WP: 0 PB: 0 SB: 0 CS: 0	PA: 41	
PITCHER	IP	WLS	BF	H	R	ER	SO	BB	IBB	HBP	BLK	WP	HR	S	P	ERA	WHIP				
Cory Lidle, R ERA: 4.84 Mike Magnante, L ERA: 7.5 Jim Mecir, R ERA: 5.4 Mike Venafro, L ERA: 4.91	6.1	0	26	7	2	2	3	1	0	0	0	0	0	66	94	2.84	1.263				

Anaheim Angels @ Oakland Athletics
Network Associates Coliseum, Oakland, CA
Sun Apr 21 2002, 8:05 PM EDT
Att: 20,088 - Sunny - 67 F

AB 36
R 5
H 12
RBI 5
BB 3
SO 4
LOB 13



Batter	1	2	3	4	5	6	7	8	9	AB	R	H	RBI	BB	SO	LOB	BOTTOM					
Jeremy Giambi, L OBP: 0.457, SLG: 0.544 Mike Colangelo, R OBP: 0.222, SLG: 0.235 (7, PR)	F9		G6-3		HR 1B		1B			4	1	2	0	0	0	0						
Frank Menechino, R OBP: 0.353, SLG: 0.394 (1, 4)	L9		1B HBP		L3-6		K			3	0	0	0	0	1	3						
Scott Hatteberg, L OBP: 0.368, SLG: 0.397 (1, 10)	G4-3		1B			HR		G5-4-3 1B		4	1	3	2	0	0	0						
David Justice, L OBP: 0.410, SLG: 0.493 (1, 9)		F8					K	G5-4-3		3	0	0	0	1	1	1						
3 Eric Chavez, L OBP: 0.350, SLG: 0.755 (1, 5)			K			L8-3 1B		G5-3		4	1	2	1	0	1	3						
Miguel Tejada, R OBP: 0.286, SLG: 0.377 (1, 6)		FC4-6 1B			F9	L8-3			1B HR	4	1	2	0	0	0	1						
Terrence Long, L OBP: 0.260, SLG: 0.333 (1, 8)		FC4-6			F7		F8		HR 1B	4	1	1	0	0	0	1						
Ramon Hernandez, R OBP: 0.176, SLG: 0.191 Greg Myers, L OBP: 0.353, SLG: 0.789 (9, PH)		P3			F3		G3-1		HR	3	0	0	0	0	0	1						
Carlos Pena, L OBP: 0.300, SLG: 0.591 (1, 3)			L8			L3-6 1B		P6		3	0	1	0	0	0	0						
Inning Stats	R: 0 E: 0 K: 0 S: 10	H: 0 LOB: 0 BB: 0 P: 18	R: 1 E: 0 K: 0 S: 14	H: 2 LOB: 1 BB: 0 P: 18	R: 0 E: 0 K: 1 S: 16	H: 1 LOB: 3 BB: 1 P: 28	R: 0 E: 0 K: 0 S: 7	H: 0 LOB: 0 BB: 0 P: 11	R: 2 E: 0 K: 1 S: 11	H: 3 LOB: 0 BB: 0 P: 20	R: 0 E: 0 K: 0 S: 7	H: 1 LOB: 0 BB: 0 P: 11	R: 0 E: 0 K: 1 S: 11	H: 1 LOB: 1 BB: 0 P: 16	R: 0 E: 0 K: 0 S: 9	H: 1 LOB: 0 BB: 0 P: 13	R: 3 E: 0 K: 0 S: 6	H: 3 LOB: 0 BB: 0 P: 9	1B: 9 2B: 2 3B: 0 HR: 3	SF: 0 SAC: 0 DP: 3 HBP: 1	WP: 0 PB: 0 SB: 0 CS: 0	PA: 35
PITCHER	IP	WLS	BF	H	R	ER	SO	BB	IBB	HBP	BLK	WP	HR	S	P	ERA	WHIP					
Aaron Sele, R ERA: 6.65 Dennis Cook, L ERA: 1.35 Troy Percival, R ERA: 21.6	6.1	0	26	7	3	3	2	1	0	0	0	0	0	18	27	0.00	1.200					

Anaheim Angels @ Oakland Athletics
Network Associates Coliseum, Oakland, CA
Sun Apr 21 2002, 8:05 PM EDT
Att: 20,088 - Sunny - 67 F

AB 33
R 6
H 12
RBI 6
BB 1
SO 3
LOB 10



Batter	1	2	3	4	5	6	7	8	9	AB	R	H	RBI	BB	SO	LOB	TOP				
David Eckstein, R (1, 6) OBP: 0.349, SLG: 0.355	B5-3			F8				F8		4	1	1	0	0	0	0	Anaheim Angels @ Seattle Mariners Safeco Field, Seattle, WA Mon Apr 22 2002, 7:05 PM PDT Att: 33,119 - Cloudy - 50 F				
Orlando Palmeiro, L (1, 7) OBP: 0.454, SLG: 0.348	G4-3			16 1B				F9		4	2	2	0	0	0	0					
Troy Glaus, R (1, 5) OBP: 0.289, SLG: 0.459	G6-3			16 1B				K		3	1	1	1	0	1	0					
16 Garret Anderson, L (1, 8) OBP: 0.316, SLG: 0.500 Jeff DaVanon, S (8, 8) OBP: 0.190, SLG: 0.300			F9					G5-3		3	1	2	3	0	0	0					
Tim Salmon, R (1, 9) OBP: 0.288, SLG: 0.226 Adam Kennedy, L (8, 4) OBP: 0.250, SLG: 0.264			F9					HR		2	0	1	1	0	0	0					
Bengie Molina, R (1, 2) OBP: 0.305, SLG: 0.333			G3-4-1					G6-4-3		4	0	1	0	0	0	2					
Scott Spiezio, S (1, 3) OBP: 0.315, SLG: 0.362 Jorge Fabregas, L (9, PH) OBP: 0.143, SLG: 0.077			F3					F9		3	0	0	0	0	0	0					
Brad Fullmer, L (1, 10) OBP: 0.270, SLG: 0.250			G3-1					G6-3		4	0	0	0	0	0	2					
Jose Nieves, R (1, 4) OBP: 0.200, SLG: 0.250			K					K		3	0	0	0	0	2	0					
Inning Stats	R: 0 E: 0 K: 0 S: 8	H: 0 LOB: 0 BB: 0 P: 13	R: 0 E: 0 K: 0 S: 4	H: 0 LOB: 0 BB: 0 P: 8	R: 0 E: 0 K: 1 S: 8	H: 0 LOB: 0 BB: 0 P: 10	R: 2 E: 0 K: 0 S: 10	H: 3 LOB: 1 BB: 0 P: 15	R: 0 E: 0 K: 0 S: 7	H: 0 LOB: 0 BB: 0 P: 10	R: 3 E: 0 K: 0 S: 11	H: 4 LOB: 0 BB: 0 P: 15	R: 0 E: 0 K: 1 S: 10	H: 0 LOB: 0 BB: 0 P: 16	R: 0 E: 0 K: 1 S: 10	H: 1 LOB: 2 BB: 0 P: 24		1B: 7 2B: 0 3B: 0 HR: 1	SF: 2 SAC: 0 DP: 1 HBP: 1	WP: 0 PB: 0 SB: 1 CS: 0	PA: 35
PITCHER	IP	WLS	BF	H	R	ER	SO	BB	IBB	HBP	BLK	WP	HR	S	P	ERA	WHIP				
Jamie Moyer, L (1, 1) ERA: 4.2	7.0	W	27	7	5	5	2	0	0	0	0	0	1	58	87	6.43	1.000				
Jeff Nelson, R (8, 1) ERA: 6.75	1.0		3	0	0	0	1	0	0	0	0	0	0	10	15	0.00	0.000				
Brian Fitzgerald, L (9, 1) ERA: 2.45	1.0		5	1	0	0	0	0	0	1	0	0	0	14	24	0.00	1.000				

Batter	1	2	3	4	5	6	7	8	9	AB	R	H	RBI	BB	SO	LOB	BOTTOM				
51 Ichiro Suzuki, L (1, 9) OBP: 0.415, SLG: 0.506 Charles Gipson, R (7, PH) OBP: 0.400, SLG: 0.462	G4-3			L7						4	1	2	1	1	0	3	Anaheim Angels @ Seattle Mariners Safeco Field, Seattle, WA Mon Apr 22 2002, 7:05 PM PDT Att: 33,119 - Cloudy - 50 F				
Jeff Cirillo, R (1, 3) OBP: 0.275, SLG: 0.365	HR			P6				G5-3		6	2	2	3	0	0	3					
Bret Boone, R (1, 4) 23 Luis Ugueto, S (7, PR) OBP: 0.500, SLG: 0.500	HR			K				HR		5	1	2	1	0	2	1					
Mike Cameron, R (1, 8) OBP: 0.416, SLG: 0.569	F7			E1				HR		5	3	1	0	1	2	1					
Ruben Sierra, S (1, 10) OBP: 0.508, SLG: 0.660	1B			2B				K		4	3	3	2	2	1	1					
Carlos Guillen, S (1, 6) OBP: 0.447, SLG: 0.523	G5-3			1B				HR		5	1	3	2	0	0	1					
Dan Wilson, R (1, 2) OBP: 0.426, SLG: 0.500				HR				G5-3		3	1	0	0	2	2	5					
Desi Relaford, S (1, 5) OBP: 0.229, SLG: 0.323	L9			L7				G1-3		4	1	1	2	0	0	3					
Mark McLemore, S (1, 7) OBP: 0.385, SLG: 0.509	F8			HR				K		4	2	3	5	1	0	1					
Inning Stats	R: 2 E: 0 K: 0 S: 9	H: 3 LOB: 1 BB: 0 P: 13	R: 0 E: 0 K: 0 S: 7	H: 1 LOB: 2 BB: 1 P: 14	R: 6 E: 1 K: 1 S: 18	H: 3 LOB: 1 BB: 3 P: 39	R: 1 E: 1 K: 1 S: 18	H: 3 LOB: 3 BB: 1 P: 32	R: 0 E: 0 K: 2 S: 9	H: 0 LOB: 0 BB: 0 P: 13	R: 1 E: 0 K: 0 S: 7	H: 1 LOB: 0 BB: 0 P: 10	R: 6 E: 0 K: 1 S: 22	H: 6 LOB: 3 BB: 2 P: 43	R: 0 E: 0 K: 2 S: 12	H: 1 LOB: 1 BB: 0 P: 18		1B: 10 2B: 2 3B: 1 HR: 5	SF: 1 SAC: 0 DP: 0 HBP: 0	WP: 0 PB: 0 SB: 0 CS: 0	PA: 50
PITCHER	IP	WLS	BF	H	R	ER	SO	BB	IBB	HBP	BLK	WP	HR	S	P	ERA	WHIP				
Scott Schoeneweis, L (1, 1) ERA: 7.35	2.1	L	18	7	8	7	1	2	1	0	0	0	3	29	54	27.00	3.857				
Lou Poff, R (3, 1) ERA: 2.13	3.2		17	4	2	2	3	2	0	0	0	0	1	39	67	4.91	1.636				
Donne Wall, R (7, 1) ERA: 12.54	0.0		7	5	6	6	0	2	0	0	0	0	1	13	28	∞	∞				
Ben Weber, R (7, 1) ERA: 5.0	2.0		8	2	0	0	3	0	0	0	0	0	0	21	33	0.00	1.000				



Batter	1	2	3	4	5	6	7	8	9	AB	R	H	RBI	BB	SO	LOB	TOP										
David Eckstein, R OBP: 0.333, SLG: 0.338 (1, 6)										4	0	0	0	0	1	2											
Orlando Palmeiro, L OBP: 0.453, SLG: 0.346 Jeff DaVanon, S OBP: 0.182, SLG: 0.286 (1, 7) (8, PH) (8, 7)										3	0	1	0	0	0	0											
Troy Glaus, R OBP: 0.282, SLG: 0.469 (1, 5)										3	0	1	0	1	1	0											
16 Garret Anderson, L OBP: 0.301, SLG: 0.474 (1, 8)										4	0	0	0	0	1	4											
Tim Salmon, R OBP: 0.273, SLG: 0.212 (1, 9)										4	0	0	0	0	1	1											
Brad Fullmer, L OBP: 0.254, SLG: 0.233 (1, 10)										4	0	0	0	0	2	2											
Scott Spiezio, S OBP: 0.316, SLG: 0.347 (1, 3)										2	0	0	0	1	0	0											
Bengie Molina, R OBP: 0.290, SLG: 0.317 (1, 2)										3	0	0	0	0	0	2											
Adam Kennedy, L OBP: 0.271, SLG: 0.286 (1, 4)										3	0	2	0	0	0	0											
Inning Stats	R: 0 E: 0 K: 1 S: 8	H: 0 LOB: 0 BB: 0 P: 13	R: 0 E: 0 K: 0 S: 6	H: 0 LOB: 0 BB: 0 P: 6	R: 0 E: 0 K: 0 S: 10	H: 1 LOB: 1 BB: 0 P: 13	R: 0 E: 0 K: 1 S: 10	H: 0 LOB: 0 BB: 0 P: 13	R: 0 E: 0 K: 0 S: 7	H: 0 LOB: 0 BB: 0 P: 9	R: 0 E: 0 K: 1 S: 14	H: 2 LOB: 3 BB: 1 P: 23	R: 0 E: 1 K: 1 S: 9	H: 0 LOB: 1 BB: 1 P: 14	R: 0 E: 0 K: 1 S: 7	H: 0 LOB: 0 BB: 0 P: 12	R: 0 E: 0 K: 2 S: 8	H: 1 LOB: 1 BB: 0 P: 10	1B: 3 2B: 1 3B: 0 HR: 0	SF: 0 SAC: 0 DP: 1 HBP: 0	WP: 1 PB: 0 CS: 0	PA: 33					
PITCHER	IP	WLS	BF	H	R	ER	SO	BB	IBB	HBP	BLK	WP	HR	S	P	ERA	WHIP										
Ryan Franklin, R ERA: 4.97 (1, 1)	5.2	W	20	3	0	0	2	0	0	0	0	0	0	51	68	0.00	0.529										
Joel Pineiro, R ERA: 0.61 (6, 1)	1.1	H	6	0	0	0	2	2	0	0	0	0	0	13	23	0.00	1.500										
Arthur Rhodes, L ERA: 2.7 (8, 1)	1.0	H	3	0	0	0	1	0	0	0	0	0	0	7	12	0.00	0.000										
Kazuhiro Sasaki, R ERA: (9, 1)	1.0	S	4	1	0	0	2	0	0	0	0	1	0	8	10	0.00	1.000										

Anaheim Angels @ Seattle Mariners
Safeco Field, Seattle, WA
Tue Apr 23 2002, 7:05 PM PDT
Att: 32,127 - Sunny - 54 F

AB 31
R 0
H 4
RBI 0
BB 2
SO 7
LOB 11





Batter	1	2	3	4	5	6	7	8	9	AB	R	H	RBI	BB	SO	LOB	BOTTOM										
51 Ichiro Suzuki, L OBP: 0.398, SLG: 0.482 (1, 9)										4	0	0	0	0	0	1											
Jeff Cirillo, R OBP: 0.262, SLG: 0.346 (1, 5)										4	0	0	0	0	1	1											
Bret Boone, R OBP: 0.286, SLG: 0.389 (1, 4)										3	0	1	0	0	1	0											
John Olerud, L OBP: 0.436, SLG: 0.547 (1, 3)										3	0	1	0	0	2	1											
Ruben Sierra, S OBP: 0.500, SLG: 0.643 (1, 10)										3	0	1	0	0	1	1											
Carlos Guillen, S OBP: 0.443, SLG: 0.507 (1, 6)										2	0	0	0	1	0	1											
Mark McLemore, S OBP: 0.382, SLG: 0.534 (1, 8) (9, 7)										3	1	1	0	0	1	3											
Dan Wilson, R OBP: 0.404, SLG: 0.471 (1, 2)										3	0	0	0	0	2	2											
Desi Relaford, S OBP: 0.237, SLG: 0.324 Mike Cameron, R OBP: 0.416, SLG: 0.569 (1, 7) (8, PR) (9, 8)										3	0	1	0	0	0	0											
Inning Stats	R: 0 E: 0 K: 2 S: 9	H: 0 LOB: 0 BB: 0 P: 15	R: 0 E: 1 K: 2 S: 13	H: 1 LOB: 2 BB: 0 P: 19	R: 0 E: 0 K: 0 S: 6	H: 0 LOB: 0 BB: 0 P: 13	R: 0 E: 0 K: 0 S: 5	H: 1 LOB: 0 BB: 0 P: 9	R: 1 E: 1 K: 1 S: 8	H: 1 LOB: 0 BB: 0 P: 11	R: 0 E: 0 K: 1 S: 9	H: 1 LOB: 1 BB: 0 P: 11	R: 0 E: 0 K: 1 S: 8	H: 0 LOB: 0 BB: 1 P: 18	R: 0 E: 0 K: 1 S: 8	H: 1 LOB: 1 BB: 0 P: 11	R: 0 E: 0 K: 1 S: 8	H: 1 LOB: 0 BB: 0 P: 11	1B: 4 2B: 0 3B: 1 HR: 0	SF: 0 SAC: 0 DP: 1 HBP: 0	WP: 0 PB: 0 CS: 1	PA: 29					
PITCHER	IP	WLS	BF	H	R	ER	SO	BB	IBB	HBP	BLK	WP	HR	S	P	ERA	WHIP										
Ramon Ortiz, R ERA: 2.96 (1, 1)	8.0	L	29	5	1	0	8	1	0	0	0	0	0	66	107	0.00	0.750										

Anaheim Angels @ Seattle Mariners
Safeco Field, Seattle, WA
Tue Apr 23 2002, 7:05 PM PDT
Att: 32,127 - Sunny - 54 F

AB 28
R 1
H 5
RBI 0
BB 1
SO 8
LOB 10



Batter	1	2	3	4	5	6	7	8	9	AB R H RBI BB SO LOB	TOP									
Shannon Stewart, R (1, 10) OBP: 0.370, SLG: 0.476	0-1 G6-3		0-0 F7		1-3 K		1-1 F7		4-1 BB	4 0 0 0 1 1 1	<p>Toronto Blue Jays @ Anaheim Angels Edison International Field, Anaheim, CA</p> <p>Fri Apr 26 2002, 10:05 PM EDT Att: 25,296 - Cloudy - 60 F</p> <p>livebaseballscorecards.com</p> <p>AB 37 R 0 H 9 RBI 0 BB 3 SO 8 LOB 23</p> 									
Eric Hinske, L (1, 5) OBP: 0.410, SLG: 0.500	0-3 K		4-2 BB		0-1 2B		3-2 2B		1-0 L8	4 0 2 0 1 1 3										
Raul Mondesi, R (1, 9) OBP: 0.273, SLG: 0.472	2-1 F9		2-1 G4-3		0-0 G3-1		2-1 E5		2-3 K	5 0 0 0 0 1 7										
Carlos Delgado, L (1, 3) OBP: 0.484, SLG: 0.643		1-3 K		3-1 F8		2-1 F8		1-1 F7	2-3 K	5 0 0 0 0 2 5										
José Cruz Jr., S (1, 7) OBP: 0.315, SLG: 0.346		2-1 2B		3-2 10 1B		0-3 K		2-3 K		4 0 2 0 0 2 0										
Felipe Lopez, S (1, 6) OBP: 0.566, SLG: 0.524		2-2 P6		0-1 F9		2-2 10 2B		3-2 G4-3		4 0 1 0 0 0 2										
10 Vernon Wells, R (1, 8) OBP: 0.253, SLG: 0.379		3-1 F8		1-0 1B		2-0 2B		0-0 G6-3		4 0 2 0 0 0 1										
Tom Wilson, R (1, 2) OBP: 0.371, SLG: 0.393			3-3 K		0-0 F8		3-2 F9		4-2 BB 1B	3 0 0 0 1 1 4										
Dave Berg, R (1, 4) OBP: 0.333, SLG: 0.452			2-0 F7 2B		1-1 G6-3		1-1 F7		3-2 BB 1B	4 0 2 0 0 0 0										
Inning Stats	R: 0 E: 0 K: 1 S: 8	H: 0 LOB: 0 BB: 0 P: 10	R: 0 E: 0 K: 1 S: 10	H: 1 LOB: 1 BB: 0 P: 18	R: 0 E: 0 K: 1 S: 12	H: 1 LOB: 2 BB: 1 P: 23	R: 0 E: 0 K: 0 S: 9	H: 2 LOB: 2 BB: 0 P: 16	R: 0 E: 0 K: 1 S: 8	H: 1 LOB: 1 BB: 0 P: 10	R: 0 E: 1 K: 0 S: 11	H: 1 LOB: 2 BB: 0 P: 19	R: 0 E: 0 K: 1 S: 7	H: 0 LOB: 0 BB: 0 P: 12	R: 0 E: 0 K: 2 S: 18	H: 1 LOB: 3 BB: 2 P: 34	1B: 4 2B: 5 3B: 0 HR: 0	SF: 0 SAC: 0 DP: 0 HBP: 0	WP: 0 PB: 0 SB: 0 CS: 0	PA: 40
PITCHER	IP WLS BF H R ER SO BB IBB HBP BLK WP HR S P ERA WHIP																			
Kevin Appier, R (1, 1) ERA: 3.49	6.2 W 28 7 0 0 5 1 0 0 0 0 0 0 63 104 0.00 1.200																			
Dennis Cook, L (7, 1) ERA: 1.17	0.0 1 1 0 0 0 0 0 0 0 0 0 0 3 6 ∞ ∞																			
Al Levine, R (7, 1) ERA: 4.63	1.1 7 1 0 0 1 1 0 0 0 0 0 0 7 32 0.00 1.500																			
Troy Percival, R (9, 1) ERA: 9.82	1.0 S 4 0 0 0 2 1 0 0 0 0 0 0 12 21 0.00 1.000																			

Batter	1	2	3	4	5	6	7	8	9	AB R H RBI BB SO LOB	BOTTOM									
David Eckstein, R (1, 6) OBP: 0.347, SLG: 0.330	3-1 1B SH1-3 16 1B HBP	4-0 1B BB		2-1 G5-3		1-2 L3		2-1 CS 1B		3 1 1 0 1 0 1	<p>Toronto Blue Jays @ Anaheim Angels Edison International Field, Anaheim, CA</p> <p>Fri Apr 26 2002, 10:05 PM EDT Att: 25,296 - Cloudy - 60 F</p> <p>livebaseballscorecards.com</p> <p>AB 31 R 4 H 10 RBI 4 BB 3 SO 4 LOB 17</p> 									
Adam Kennedy, L (1, 4) OBP: 0.279, SLG: 0.270	0-0 SH1-3	3-2 1B		1-0 16 1B HBP		0-3 K		0-1 CS		2 0 1 0 0 1 0										
Orlando Palmeiro, L (1, 7) OBP: 0.425, SLG: 0.361	0-0 16 1B 2B	2-2 P5		3-2 P6		1-2 G6-3				4 1 1 0 0 0 3										
16 Garret Anderson, L (1, 8) OBP: 0.337, SLG: 0.517	0-0 16 1B 2B	1-0 F8		1-2 1B		0-1 2B				4 1 3 1 0 0 2										
Troy Glaus, R (1, 5) OBP: 0.300, SLG: 0.493	3-2 1B 2B		2-1 G6-3		0-0 F7		3-2 F9			4 1 1 2 0 0 3										
Tim Salmon, R (1, 9) OBP: 0.302, SLG: 0.254	0-0 G5-3		4-0 FC5-4 1B BB		1-1 F9		4-0 IBB			2 0 0 0 2 0 1										
Brad Fullmer, L (1, 10) OBP: 0.268, SLG: 0.250	0-0 WP 1B		0-1 FC5-4 1B		0-3 K		0-0 F8			4 0 2 1 0 1 2										
Bengie Molina, R (1, 2) OBP: 0.310, SLG: 0.348	3-2 F7		0-1 FC5-4		3-2 G4-3			2-0 G6-3		4 0 0 0 0 0 3										
Scott Spiezio, S (1, 3) OBP: 0.318, SLG: 0.351		2-1 F8		3-3 K		1-0 L3 1B		1-3 K		4 0 1 0 0 2 2										
Inning Stats	R: 4 E: 0 K: 0 S: 15	H: 4 LOB: 1 BB: 0 P: 24	R: 0 E: 0 K: 0 S: 13	H: 1 LOB: 2 BB: 1 P: 25	R: 0 E: 0 K: 1 S: 9	H: 1 LOB: 2 BB: 0 P: 18	R: 0 E: 0 K: 0 S: 9	H: 1 LOB: 0 BB: 0 P: 16	R: 0 E: 0 K: 1 S: 8	H: 0 LOB: 0 BB: 0 P: 14	R: 0 E: 0 K: 1 S: 9	H: 1 LOB: 2 BB: 1 P: 17	R: 0 E: 0 K: 1 S: 7	H: 1 LOB: 0 BB: 0 P: 12	R: 0 E: 0 K: 1 S: 18	H: 0 LOB: 0 BB: 0 P: 34	1B: 8 2B: 3 3B: 0 HR: 0	SF: 0 SAC: 1 DP: 1 HBP: 2	WP: 1 PB: 0 SB: 0 CS: 1	PA: 38
PITCHER	IP WLS BF H R ER SO BB IBB HBP BLK WP HR S P ERA WHIP																			
Mike Smith, R (1, 1) ERA: 9.0	4.0 L 23 7 4 4 1 2 0 0 0 0 0 0 34 53 9.00 2.250																			
Scott Eyre, L (5, 1) ERA: 9.14	4.0 14 3 0 0 3 0 1 0 0 0 0 0 34 53 0.00 0.750																			

Batter	1	2	3	4	5	6	7	8	9	AB	R	H	RBI	BB	SO	LOB	TOP					
David Eckstein, R OBP: 0.353, SLG: 0.388 Adam Kennedy, L OBP: 0.288, SLG: 0.297	G1-3		1B BB	G1-3		HBP	FC6	1B 2B	1B	4	3	1	1	1	0	2						
Darin Erstad, L OBP: 0.347, SLG: 0.311	G6-3		1B			F2			G4-3	6	3	3	1	1	0	3						
Troy Glaus, R OBP: 0.347, SLG: 0.528	HR		1B			G5-3			1B	6	3	4	5	1	1	1						
16 Garret Anderson, L OBP: 0.343, SLG: 0.544 Jeff DaVanon, S OBP: 0.219, SLG: 0.367	F8		G4-3			K			1B	5	1	1	0	0	1	3						
Tim Salmon, R OBP: 0.320, SLG: 0.305 Orlando Palmeiro, L OBP: 0.400, SLG: 0.318	F8		FC6-4 BB			1B IBB			F8	2	1	0	0	2	0	0						
Bengie Molina, R OBP: 0.341, SLG: 0.366	G4-3		FC6-4			E 1B			1B	6	2	3	1	0	0	4						
Scott Spiezio, S OBP: 0.329, SLG: 0.333	L8					SF8			K	4	2	2	3	1	1	0						
Brad Fullmer, L OBP: 0.265, SLG: 0.276	G4-3		F2			E7			1B 2B	6	1	2	1	0	0	3						
Jose Nieves, R OBP: 0.269, SLG: 0.308			1B BB 1B			G3			1B 1B	6	3	3	1	0	1	4						
Inning Stats	R: 1 E: 0 K: 0 S: 8	H: 1 LOB: 0 BB: 0 P: 11	R: 0 E: 0 K: 0 S: 4	H: 0 LOB: 0 BB: 0 P: 10	R: 2 E: 0 K: 0 S: 12	H: 3 LOB: 3 BB: 2 P: 23	R: 0 E: 0 K: 1 S: 8	H: 0 LOB: 1 BB: 1 P: 12	R: 3 E: 1 K: 1 S: 16	H: 3 LOB: 2 BB: 1 P: 27	R: 1 E: 0 K: 1 S: 11	H: 0 LOB: 0 BB: 0 P: 20	R: 2 E: 0 K: 0 S: 12	H: 3 LOB: 1 BB: 0 P: 14	R: 10 E: 0 K: 0 S: 20	H: 8 LOB: 1 BB: 2 P: 38	R: 2 E: 0 K: 1 S: 19	H: 4 LOB: 3 BB: 1 P: 32	1B: 17 2B: 2 3B: 0 HR: 3	SF: 1 SAC: 0 DP: 0 HBP: 2	WP: 1 PB: 0 SB: 3 CS: 0	PA: 59
PITCHER	IP	WLS	BF	H	R	ER	SO	BB	IBB	HBP	BLK	WP	HR	S	P	ERA	WHIP					
CC Sabathia, L ERA: 6.82	5.0	L	27	7	6	5	2	3	1	0	0	0	1	48	83	9.00	2.000					
Charles Nagy, R ERA: 3.49	2.0		10	3	3	2	1	0	0	1	0	0	0	23	34	9.00	1.500					
Mark Wohlers, R ERA: 8.31	0.2		9	6	8	8	0	0	0	1	0	0	1	14	23	108.00	9.000					
Chad Paronto, R ERA: 7.2	0.1		5	2	2	2	0	2	0	0	0	0	1	6	15	54.00	12.000					
Bob Wickman, R ERA: 4.91	0.2		7	4	2	2	1	1	0	0	0	0	0	15	25	27.00	7.500					
PITCHER	IP	WLS	BF	H	R	ER	SO	BB	IBB	HBP	BLK	WP	HR	S	P	ERA	WHIP					
David Riske, R ERA: 3.86	0.1		1	0	0	0	0	0	0	0	0	0	0	4	7	0.00	0.000					

Anaheim Angels @ Cleveland Indians
 Jacobs Field, Cleveland, OH
 Tue Apr 30 2002, 7:05 PM EDT
 Att: 24,286 - Cloudy - 58 F

AB	49
R	21
H	22
RBI	18
BB	7
SO	4
LOB	23



Batter	1	2	3	4	5	6	7	8	9	AB	R	H	RBI	BB	SO	LOB	BOTTOM				
Omar Vizquel, S OBP: 0.368, SLG: 0.500 John McDonald, R OBP: 0.316, SLG: 0.278	G6-4-3 HBP		G6-4-3 1B			G6-4-3		F7		2	0	1	0	0	0	1					
Ricky Gutierrez, R OBP: 0.286, SLG: 0.270	G6-4-3		G6-4-3			F7		F8		4	0	0	0	0	0	3					
Matt Lawton, L OBP: 0.371, SLG: 0.469	F7					F8			1B	4	1	2	0	0	0	0					
Jim Thome, L OBP: 0.358, SLG: 0.518 Earl Snyder, R OBP: 0.500, SLG: 0.500						F8		1B BB	E6 1B 1B	2	1	1	1	1	0	1					
Travis Fryman, R OBP: 0.271, SLG: 0.360						G4-3		K	K	3	0	0	0	1	2	4					
Brady Anderson, L OBP: 0.389, SLG: 0.341						F3		S	1B	4	0	2	1	0	0	1					
Milton Bradley, S OBP: 0.347, SLG: 0.438						F7		K	1B	4	0	1	0	0	2	3					
Russell Branyan, L OBP: 0.278, SLG: 0.443						G3		F8	K	4	0	0	0	0	2	4					
Einar Diaz, R OBP: 0.254, SLG: 0.357						G5-3			FC4-6	4	0	2	0	0	0	3					
Inning Stats	R: 0 E: 0 K: 0 S: 3	H: 0 LOB: 0 BB: 0 P: 6	R: 1 E: 0 K: 2 S: 11	H: 1 LOB: 1 BB: 1 P: 20	R: 0 E: 0 K: 0 S: 7	H: 1 LOB: 0 BB: 0 P: 13	R: 0 E: 0 K: 0 S: 8	H: 1 LOB: 0 BB: 0 P: 12	R: 0 E: 0 K: 0 S: 6	H: 1 LOB: 0 BB: 0 P: 8	R: 0 E: 0 K: 2 S: 11	H: 1 LOB: 2 BB: 1 P: 20	R: 0 E: 0 K: 0 S: 11	H: 1 LOB: 1 BB: 0 P: 16	R: 1 E: 1 K: 2 S: 22	H: 3 LOB: 3 BB: 0 P: 32	1B: 6 2B: 2 3B: 0 HR: 1	SF: 0 SAC: 0 DP: 3 HBP: 1	WP: 0 PB: 0 SB: 1 CS: 1	PA: 36	
PITCHER	IP	WLS	BF	H	R	ER	SO	BB	IBB	HBP	BLK	WP	HR	S	P	ERA	WHIP				
Ramon Ortiz, R ERA: 2.55	8.0	W	29	6	1	1	4	2	0	1	1	0	0	22	32	9.00	3.000				
Matt Wise, R ERA: 9.0	1.0		7	3	1	1	2	0	0	0	0	0	0	22	32	9.00	3.000				
PITCHER	IP	WLS	BF	H	R	ER	SO	BB	IBB	HBP	BLK	WP	HR	S	P	ERA	WHIP				

Anaheim Angels @ Cleveland Indians
 Jacobs Field, Cleveland, OH
 Tue Apr 30 2002, 7:05 PM EDT
 Att: 24,286 - Cloudy - 58 F

AB	33
R	2
H	9
RBI	2
BB	2
SO	6
LOB	22



Batter	1	2	3	4	5	6	7	8	9	AB	R	H	RBI	BB	SO	LOB	TOP				
David Eckstein, R (1, 6) OBP: 0.364, SLG: 0.387	4-0 16 1B G5-3 BB		0-1 CS 1B	0-1 G6-3			0-1 F7		4-1 SF8 BB BB	3	0	1	0	2	0	3					
Darin Erstad, L (1, 8) OBP: 0.306, SLG: 0.333	1-1 G5-3		3-1 G6-3		3-2 16 F8 2B		0-0 CS 1B		4-1 BB BB	4	0	2	2	1	0	2					
Troy Glaus, R (1, 5) OBP: 0.330, SLG: 0.505	0-0 G5-3			2-3 K	2-2 F7		3-H 2-3 SAFE K		3-2 SF8	4	0	0	1	0	2	3					
16 Garret Anderson, L (1, 7) OBP: 0.336, SLG: 0.528	1-0 2-3 1B			0-1 E4 1B	1-0 F8			0-0 P3	3-2 3-H 2-2 G4-3	5	1	1	0	0	0	3					
Tim Salmon, R (1, 9) OBP: 0.317, SLG: 0.302		1-1 F3		0-0 2H 2B 1B	2-0 G5-3			0-1 G6-3		4	1	1	1	0	0	1					
Brad Fullmer, L (1, 10) OBP: 0.276, SLG: 0.325		0-1 SF9 3B		2-0 G6-3 1H 1B 2B		2-2 G1-3		2-2 F9		4	2	2	1	0	0	0					
Bengie Molina, R (1, 2) OBP: 0.337, SLG: 0.365		2-0 SF9		1-0 G6-3		1-0 L8			2-0 SH5-4 1B BB 1B	3	1	1	1	0	0	1	AB 33				
Scott Spiezio, S (1, 3) OBP: 0.337, SLG: 0.333		3-H L8		4-0 1B BB		3-2 F7			0-1 BB SH5-4 SF8 1B	3	1	1	0	1	0	0	R 7				
Adam Kennedy, L (1, 4) OBP: 0.301, SLG: 0.312			1-1 G4-3	0-0 1-3 3-H 1B			1-1 E 1B 1B		0-0 SH5-4	3	1	2	1	0	0	0	H 11				
Inning Stats	R: 0 E: 0 K: 0 S: 4	H: 1 LOB: 2 BB: 1 P: 10	R: 1 E: 0 K: 0 S: 6	H: 1 LOB: 0 BB: 0 P: 10	R: 0 E: 0 K: 0 S: 6	H: 1 LOB: 0 BB: 0 P: 10	R: 3 E: 1 K: 1 S: 11	H: 3 LOB: 2 BB: 1 P: 20	R: 0 E: 0 K: 0 S: 9	H: 0 LOB: 0 BB: 0 P: 15	R: 1 E: 1 K: 1 S: 8	H: 2 LOB: 0 BB: 0 P: 11	R: 0 E: 0 K: 0 S: 7	H: 0 LOB: 0 BB: 0 P: 9	R: 2 E: 0 K: 0 S: 12	H: 2 LOB: 2 BB: 2 P: 27	1B: 8 2B: 2 3B: 1 HR: 0	SF: 2 SAC: 1 DP: 0 HBP: 0	WP: 0 PB: 0 SB: 1 CS: 2	PA: 40	
PITCHER	IP WLS BF H R ER SO BB IBB HBP BLK WP HR S P ERA WHIP	IP WLS BF H R ER SO BB IBB HBP BLK WP HR S P ERA WHIP	IP WLS BF H R ER SO BB IBB HBP BLK WP HR S P ERA WHIP	IP WLS BF H R ER SO BB IBB HBP BLK WP HR S P ERA WHIP	IP WLS BF H R ER SO BB IBB HBP BLK WP HR S P ERA WHIP	IP WLS BF H R ER SO BB IBB HBP BLK WP HR S P ERA WHIP	IP WLS BF H R ER SO BB IBB HBP BLK WP HR S P ERA WHIP	IP WLS BF H R ER SO BB IBB HBP BLK WP HR S P ERA WHIP	IP WLS BF H R ER SO BB IBB HBP BLK WP HR S P ERA WHIP	IP WLS BF H R ER SO BB IBB HBP BLK WP HR S P ERA WHIP	IP WLS BF H R ER SO BB IBB HBP BLK WP HR S P ERA WHIP	IP WLS BF H R ER SO BB IBB HBP BLK WP HR S P ERA WHIP	IP WLS BF H R ER SO BB IBB HBP BLK WP HR S P ERA WHIP	IP WLS BF H R ER SO BB IBB HBP BLK WP HR S P ERA WHIP	IP WLS BF H R ER SO BB IBB HBP BLK WP HR S P ERA WHIP	IP WLS BF H R ER SO BB IBB HBP BLK WP HR S P ERA WHIP	IP WLS BF H R ER SO BB IBB HBP BLK WP HR S P ERA WHIP	IP WLS BF H R ER SO BB IBB HBP BLK WP HR S P ERA WHIP	IP WLS BF H R ER SO BB IBB HBP BLK WP HR S P ERA WHIP	IP WLS BF H R ER SO BB IBB HBP BLK WP HR S P ERA WHIP	IP WLS BF H R ER SO BB IBB HBP BLK WP HR S P ERA WHIP
Ryan Drese, R (1, 1) ERA: 7.09	6.1 L 28	8 5 2 1	2 0 0 0	0 0 0 0	0 0 0 0	0 0 0 0	0 0 11 15	0.00 0.600													
Ricardo Rincon, L (7, 1) ERA: 3.39	1.2 5 1 0 0 1	0 0 0 0	0 0 0 0	0 0 0 0	0 0 0 0	0 0 0 0	0 0 9 22	27.00 6.000													
David Riske, R (9, 1) ERA: 5.11	0.2 6 2 2 2 0	0 0 0 0	0 0 0 0	0 0 0 0	0 0 0 0	0 0 0 0	0 0 3 5	0.00 0.000													
Paul Shuey, R (9, 1) ERA:	0.1 1 0 0 0 0	0 0 0 0	0 0 0 0	0 0 0 0	0 0 0 0	0 0 0 0	0 0 3 5	0.00 0.000													

Anaheim Angels @ Cleveland Indians
Jacobs Field, Cleveland, OH
Wed May 01 2002, 7:05 PM EDT
Att: 23,536 - Cloudy - 64 F

AB 33
R 7
H 11
RBI 7
BB 4
SO 2
LOB 13



Batter	1	2	3	4	5	6	7	8	9	AB	R	H	RBI	BB	SO	LOB	BOTTOM				
Matt Lawton, L (1, 9) OBP: 0.367, SLG: 0.461	0-2 G6-3		0-1 P4		2-2 1-2 2-3 1B		0-0 F8			4	0	1	0	0	0	0					
Omar Vizquel, S (1, 6) OBP: 0.364, SLG: 0.505	2-2 L9		1-0 2B		2-0 SF8		3-3 K			3	0	1	1	0	1	0					
Travis Fryman, R (1, 5) OBP: 0.270, SLG: 0.356	0-0 1B		1-1 G5-3		2-3 3-H 1-0 P6		0-0 L8			4	0	1	0	0	0	3					
Jim Thome, L (1, 10) OBP: 0.345, SLG: 0.494	1-3 K		0-0 G1-3		2-3 K		0-0 L9			4	0	0	0	0	2	4					
Earl Snyder, R (1, 3) OBP: 0.333, SLG: 0.200		2-2 L8		3-2 F8		0-3 K			4-1 G4-6-3 1B BB	3	0	0	0	1	1	0					
Ricky Gutierrez, R (1, 4) OBP: 0.276, SLG: 0.280		1-1 G3-1 1B		3-1 G5-3		0-0 F9			0-1 G4-6-3 1-2 1B	4	0	2	0	0	0	0					
Russell Branyan, L (1, 7) OBP: 0.265, SLG: 0.419		3-2 G3-1		2-2 G1-3		1-0 G3			2-2 G4-6-3	4	0	0	0	0	0	3	AB 31				
Milton Bradley, S (1, 8) OBP: 0.347, SLG: 0.438		0-1 G5-3			4-2 1B BB SF8 BB		2-1 P2		0-1 G4-3	0	0	0	0	0	0	0	R 2				
Brady Anderson, L (2, 8) OBP: 0.379, SLG: 0.318										3	1	0	0	1	0	2	H 6				
Einar Diaz, R (1, 2) OBP: 0.270, SLG: 0.403			2-1 HR		4-1 SF8 1B BB		3-2 L7			2	1	1	1	1	0	0	RBI 2				
Inning Stats	R: 0 E: 0 K: 1 S: 11	H: 1 LOB: 1 BB: 0 P: 14	R: 0 E: 0 K: 0 S: 10	H: 1 LOB: 1 BB: 0 P: 16	R: 1 E: 0 K: 0 S: 8	H: 2 LOB: 1 BB: 0 P: 12	R: 0 E: 0 K: 0 S: 10	H: 0 LOB: 0 BB: 0 P: 18	R: 1 E: 0 K: 1 S: 12	H: 1 LOB: 2 BB: 2 P: 27	R: 0 E: 0 K: 1 S: 5	H: 0 LOB: 0 BB: 0 P: 6	R: 0 E: 0 K: 1 S: 5	H: 0 LOB: 0 BB: 0 P: 8	R: 0 E: 0 K: 0 S: 8	H: 1 LOB: 1 BB: 1 P: 14	1B: 4 2B: 1 3B: 0 HR: 1	SF: 1 SAC: 0 DP: 1 HBP: 0	WP: 0 PB: 0 SB: 0 CS: 0	PA: 35	
PITCHER	IP WLS BF H R ER SO BB IBB HBP BLK WP HR S P ERA WHIP	IP WLS BF H R ER SO BB IBB HBP BLK WP HR S P ERA WHIP	IP WLS BF H R ER SO BB IBB HBP BLK WP HR S P ERA WHIP	IP WLS BF H R ER SO BB IBB HBP BLK WP HR S P ERA WHIP	IP WLS BF H R ER SO BB IBB HBP BLK WP HR S P ERA WHIP	IP WLS BF H R ER SO BB IBB HBP BLK WP HR S P ERA WHIP	IP WLS BF H R ER SO BB IBB HBP BLK WP HR S P ERA WHIP	IP WLS BF H R ER SO BB IBB HBP BLK WP HR S P ERA WHIP	IP WLS BF H R ER SO BB IBB HBP BLK WP HR S P ERA WHIP	IP WLS BF H R ER SO BB IBB HBP BLK WP HR S P ERA WHIP	IP WLS BF H R ER SO BB IBB HBP BLK WP HR S P ERA WHIP	IP WLS BF H R ER SO BB IBB HBP BLK WP HR S P ERA WHIP	IP WLS BF H R ER SO BB IBB HBP BLK WP HR S P ERA WHIP	IP WLS BF H R ER SO BB IBB HBP BLK WP HR S P ERA WHIP	IP WLS BF H R ER SO BB IBB HBP BLK WP HR S P ERA WHIP	IP WLS BF H R ER SO BB IBB HBP BLK WP HR S P ERA WHIP	IP WLS BF H R ER SO BB IBB HBP BLK WP HR S P ERA WHIP	IP WLS BF H R ER SO BB IBB HBP BLK WP HR S P ERA WHIP	IP WLS BF H R ER SO BB IBB HBP BLK WP HR S P ERA WHIP	IP WLS BF H R ER SO BB IBB HBP BLK WP HR S P ERA WHIP	IP WLS BF H R ER SO BB IBB HBP BLK WP HR S P ERA WHIP
Jarrod Washburn, L (1, 1) ERA: 4.63	7.0 W 28	5 2 2 3	2 0 0 0	0 0 0 0	0 0 0 0	0 0 5 8	0.00 0.000														
Dennis Cook, L (8, 1) ERA: 1.0	1.0 H 3	0 0 0 1	0 0 0 0	0 0 0 0	0 0 0 0	0 0 8 14	0.00 2.000														
Ben Weber, R (9, 1) ERA: 4.26	1.0 4 1 0 0 0	0 0 0 0	1 0 0 0	0 0 0 0	0 0 0 0	0 0 8 14	0.00 2.000														

Anaheim Angels @ Cleveland Indians
Jacobs Field, Cleveland, OH
Wed May 01 2002, 7:05 PM EDT
Att: 23,536 - Cloudy - 64 F

AB 31
R 2
H 6
RBI 2
BB 3
SO 4
LOB 12



Batter	1	2	3	4	5	6	7	8	9	AB	R	H	RBI	BB	SO	LOB	TOP								
David Eckstein, R OBP: 0.373, SLG: 0.396	G4-3			1B	K2-3		1B	1B		5	2	3	1	0	1	1	Anaheim Angels @ Cleveland Indians Jacobs Field, Cleveland, OH Thu May 02 2002, 7:05 PM EDT Att: 26,068 - Cloudy - 52 F								
Darin Erstad, L OBP: 0.311, SLG: 0.337	G1-3			1B	K		1B	L6		5	1	2	0	0	1	2									
Troy Glaus, R OBP: 0.352, SLG: 0.526	G5-3			1B			1B	HR		4	2	3	2	1	0	0									
16 Garret Anderson, L OBP: 0.339, SLG: 0.518	G4-3			K			F9	HR		4	1	1	0	1	1	3									
Tim Salmon, R OBP: 0.321, SLG: 0.333	K			K			BB	HR		4	1	1	3	1	3	5									
Bengie Molina, R OBP: 0.340, SLG: 0.371	G5-3			1B			SF7	FC3-6		4	0	2	2	0	0	3									
Scott Spiezio, S OBP: 0.341, SLG: 0.329				1B			BB	1B		4	0	1	0	1	0	1									
Julio Ramirez, R OBP: 0.400, SLG: 0.250				1B	K		G3-1	FC5-4		4	1	1	0	1	1	6									
Jose Nieves, R OBP: 0.258, SLG: 0.323	G6-4-3						G6-3	F9		5	0	1	0	0	0	3									
Inning Stats	R: 0 E: 0 K: 0 S: 6	H: 0 LOB: 0 BB: 0 P: 11	R: 0 E: 0 K: 1 S: 8	H: 0 LOB: 0 BB: 0 P: 9	R: 0 E: 0 K: 0 S: 5	H: 1 LOB: 0 BB: 0 P: 8	R: 2 E: 0 K: 3 S: 17	H: 5 LOB: 3 BB: 0 P: 27	R: 0 E: 0 K: 2 S: 8	H: 1 LOB: 1 BB: 0 P: 12	R: 1 E: 0 K: 0 S: 13	H: 1 LOB: 2 BB: 2 P: 27	R: 1 E: 0 K: 1 S: 14	H: 3 LOB: 3 BB: 1 P: 21	R: 1 E: 0 K: 0 S: 13	H: 1 LOB: 1 BB: 1 P: 23	R: 3 E: 0 K: 0 S: 15	H: 3 LOB: 1 BB: 1 P: 23	1B: 12 2B: 3 3B: 0 HR: 1	SF: 1 SAC: 0 DP: 2 HBP: 0	WP: 0 PB: 0 SB: 2 CS: 1	PA: 45			
PITCHER	IP	WLS	BF	H	R	ER	SO	BB	IBB	HBP	BLK	WP	HR	S	P	ERA	WHIP								
Chuck Finley, L ERA: 6.2	6.0	L	26	8	3	3	6	2	0	0	0	0	0	57	94	4.50	1.667								
Chad Paronto, R ERA: 7.5	1.0		7	3	1	1	1	1	0	0	0	0	0	14	21	9.00	4.000								
Mark Wohlers, R ERA: 8.36	1.0		5	1	1	1	0	1	0	0	0	0	0	13	23	9.00	2.000								
Charles Nagy, R ERA: 5.56	1.0		7	3	3	3	0	1	0	0	0	0	1	15	23	27.00	4.000								

Batter	1	2	3	4	5	6	7	8	9	AB	R	H	RBI	BB	SO	LOB	BOTTOM								
Omar Vizquel, S OBP: 0.377, SLG: 0.510	CS			1B			L7			3	0	2	0	1	0	2	Anaheim Angels @ Cleveland Indians Jacobs Field, Cleveland, OH Thu May 02 2002, 7:05 PM EDT Att: 26,068 - Cloudy - 52 F								
Ricky Gutierrez, R OBP: 0.285, SLG: 0.268	P4			L8			F7	L8		4	0	0	0	0	4										
Matt Lawton, L OBP: 0.363, SLG: 0.448	G5-3			G6-3			1B	G4-3		3	0	0	0	1	0	1									
Jim Thome, L OBP: 0.351, SLG: 0.489	K			G5-4-3			1B	G3		3	0	1	0	1	1	1									
Earl Snyder, R OBP: 0.300, SLG: 0.222				G5-4-3			K	K		4	0	1	0	0	2	3									
Brady Anderson, L OBP: 0.355, SLG: 0.292	P5			K			K	F5		4	0	0	0	0	2	3									
Travis Fryman, R OBP: 0.269, SLG: 0.351	K						G5-3	G5-3		4	0	1	0	0	1	1									
Russell Branyan, L OBP: 0.276, SLG: 0.416							P4	G4-3		3	0	1	0	1	0	1									
Einar Diaz, R OBP: 0.273, SLG: 0.413	P6						G5-3			3	0	1	0	0	0	3									
Inning Stats	R: 0 E: 0 K: 1 S: 13	H: 0 LOB: 1 BB: 1 P: 22	R: 0 E: 0 K: 1 S: 12	H: 1 LOB: 2 BB: 1 P: 25	R: 0 E: 0 K: 0 S: 10	H: 1 LOB: 0 BB: 0 P: 14	R: 0 E: 0 K: 1 S: 10	H: 0 LOB: 0 BB: 1 P: 17	R: 0 E: 0 K: 0 S: 9	H: 2 LOB: 2 BB: 0 P: 15	R: 0 E: 0 K: 2 S: 13	H: 1 LOB: 2 BB: 1 P: 21	R: 0 E: 0 K: 0 S: 18	H: 2 LOB: 2 BB: 0 P: 24	R: 0 E: 0 K: 1 S: 9	H: 0 LOB: 0 BB: 0 P: 13	R: 0 E: 0 K: 0 S: 8	H: 0 LOB: 0 BB: 0 P: 13	1B: 6 2B: 1 3B: 0 HR: 0	SF: 0 SAC: 0 DP: 1 HBP: 0	WP: 0 PB: 0 SB: 0 CS: 2	PA: 35			
PITCHER	IP	WLS	BF	H	R	ER	SO	BB	IBB	HBP	BLK	WP	HR	S	P	ERA	WHIP								
Kevin Appier, R ERA: 2.88	6.0	W	24	5	0	0	5	4	0	0	0	0	0	18	24	0.00	1.500								
Ben Weber, R ERA: 3.95	1.0		5	2	0	0	0	0	0	0	0	0	0	9	13	0.00	0.000								
Dennis Cook, L ERA: 0.9	1.0		3	0	0	0	1	0	0	0	0	0	0	8	13	0.00	0.000								
Lou Pote, R ERA: 1.84	1.0		3	0	0	0	0	0	0	0	0	0	0	8	13	0.00	0.000								

Batter	1	2	3	4	5	6	7	8	9	AB	R	H	RBI	BB	SO	LOB	TOP					
David Eckstein, R (1,6) OBP: 0.362, SLG: 0.383	F8		B1		G6-3		SH5-4		G5-3	4	0	0	0	0	0	1	Anaheim Angels @ Toronto Blue Jays SkyDome, Toronto, ON Fri May 03 2002, 7:05 PM EDT Att: 13,183 - Dome - 72 F					
Darin Erstad, L (1,8) OBP: 0.316, SLG: 0.375	G1-3		P4			16 FC6-4 SF8	1B	2H 3H 2-3	F7	5	2	2	3	0	0	1						
Troy Glaus, R (1,5) OBP: 0.354, SLG: 0.510	G6-3		K			16 FC6-4	1B			3	0	0	0	2	2	1						
16 Garret Anderson, L (1,7) OBP: 0.341, SLG: 0.538																						
Tim Salmon, R (1,9) OBP: 0.319, SLG: 0.326																						
Brad Fullmer, L (1,10) OBP: 0.275, SLG: 0.321																						
Scott Spiezio, S (1,3) OBP: 0.358, SLG: 0.346																						
Jorge Fabregas, L (1,2) OBP: 0.150, SLG: 0.105																						
Adam Kennedy, L (1,4) OBP: 0.310, SLG: 0.333																						
Inning Stats	R: 0 E: 0 K: 0 S: 7	H: 0 LOB: 0 BB: 0 P: 7	R: 1 E: 0 K: 0 S: 9	H: 2 LOB: 1 BB: 1 P: 17	R: 0 E: 0 K: 1 S: 7	H: 1 LOB: 1 BB: 0 P: 11	R: 0 E: 0 K: 0 S: 4	H: 1 LOB: 1 BB: 0 P: 8	R: 0 E: 0 K: 0 S: 5	H: 0 LOB: 0 BB: 0 P: 6	R: 1 E: 0 K: 0 S: 13	H: 1 LOB: 1 BB: 1 P: 20	R: 4 E: 0 K: 1 S: 13	H: 4 LOB: 0 BB: 0 P: 20	R: 0 E: 1 K: 0 S: 12	H: 0 LOB: 2 BB: 2 P: 26	R: 0 E: 0 K: 0 S: 9	H: 0 LOB: 1 BB: 1 P: 17	1B: 5 2B: 2 3B: 0 HR: 2	SF: 1 SAC: 1 DP: 1 HBP: 0	WP: 0 PB: 0 SB: 2 CS: 0	PA: 40
PITCHER	IP WLS BF H R ER SO BB IBB HBP BLK WP HR S P ERA WHIP																					
Brandon Lyon, R (1,1) ERA: 6.11	6.1 L 28 8 5 5 1 2 0 0 0 0 0 1 51 78 7.11 1.579																					
Pedro Borbon, L (7,1) ERA: 5.4	0.0 B 1 1 1 1 0 0 0 0 0 0 0 1 1 1 ∞ ∞																					
Corey Thurman, R (7,1) ERA: 2.95	1.1 6 0 0 0 1 2 0 0 0 0 0 0 15 32 0.00 1.500																					
Felix Heredia, L (8,1) ERA: 4.02	1.1 5 0 0 0 0 1 0 0 0 0 0 0 12 21 0.00 0.750																					

Batter	1	2	3	4	5	6	7	8	9	AB	R	H	RBI	BB	SO	LOB	BOTTOM					
Homer Bush, R (1,4) OBP: 0.274, SLG: 0.314	G5-3									5	1	3	1	0	0	1	Anaheim Angels @ Toronto Blue Jays SkyDome, Toronto, ON Fri May 03 2002, 7:05 PM EDT Att: 13,183 - Dome - 72 F					
Eric Hinske, L (1,5) OBP: 0.384, SLG: 0.510										5	1	1	1	0	2	3						
José Cruz Jr., S (1,7) OBP: 0.331, SLG: 0.317										4	1	1	0	1	1	2						
Carlos Delgado, L (1,3) OBP: 0.447, SLG: 0.522										2	0	0	0	3	2	4						
Raul Mondesi, R (1,9) OBP: 0.266, SLG: 0.431										5	1	2	2	0	0	5						
Darin Fletcher, L (1,2) OBP: 0.232, SLG: 0.302										4	0	1	0	0	0	3						
10 Vernon Wells, R (1,8) OBP: 0.259, SLG: 0.378										4	0	0	0	0	1	1						
Felipe Lopez, S (1,6) OBP: 0.351, SLG: 0.523										4	0	2	0	0	1	0						
Dave Berg, R (1,10) OBP: 0.265, SLG: 0.362										4	0	0	0	0	1	2						
Inning Stats	R: 3 E: 0 K: 1 S: 16	H: 4 LOB: 1 BB: 0 P: 25	R: 0 E: 0 K: 1 S: 14	H: 2 LOB: 0 BB: 0 P: 24	R: 0 E: 0 K: 0 S: 8	H: 0 LOB: 0 BB: 1 P: 13	R: 0 E: 0 K: 1 S: 8	H: 0 LOB: 0 BB: 0 P: 15	R: 1 E: 0 K: 0 S: 15	H: 2 LOB: 2 BB: 1 P: 28	R: 0 E: 0 K: 0 S: 8	H: 1 LOB: 1 BB: 0 P: 14	R: 0 E: 0 K: 1 S: 6	H: 0 LOB: 1 BB: 1 P: 11	R: 0 E: 1 K: 1 S: 8	H: 0 LOB: 0 BB: 0 P: 12	R: 0 E: 1 K: 2 S: 14	H: 1 LOB: 3 BB: 1 P: 23	1B: 5 2B: 2 3B: 0 HR: 3	SF: 0 SAC: 0 DP: 1 HBP: 0	WP: 0 PB: 0 SB: 1 CS: 0	PA: 41
PITCHER	IP WLS BF H R ER SO BB IBB HBP BLK WP HR S P ERA WHIP																					
Aaron Sele, R (1,1) ERA: 5.71	6.0 W 28 9 4 4 4 4 2 0 0 0 0 0 0 5 10 0.00 1.833																					
47 Mark Lukasiewicz, L (7,1) ERA: 2.0	0.2 H 3 0 0 0 1 1 0 0 0 0 0 0 5 10 0.00 1.500																					
Al Levine, R (7,1) ERA: 0.68	1.1 H 4 0 0 0 1 0 0 0 0 0 0 0 9 13 0.00 0.000																					
Troy Percival, R (9,1) ERA: 6.35	1.0 S 6 1 0 0 2 1 0 0 0 0 0 0 0 14 23 0.00 2.000																					

Batter	1	2	3	4	5	6	7	8	9	AB	R	H	RBI	BB	SO	LOB	TOP										
David Eckstein, R (1, 6) OBP: 0.366, SLG: 0.390	4-1 G3 S SF8 BB		0-2 G1-3		2-2 G5-3			3-2 2B		3	1	1	0	1	0	2											
Darin Erstad, L (1, 8) OBP: 0.313, SLG: 0.363	2-1 G3		4-1 G6-3 BB			3-1 F8		1-0 F8		3	0	0	0	1	0	2											
Orlando Palmeiro, L (1, 7) OBP: 0.377, SLG: 0.304	1-0 SF8		0-0 G6-3			1-2 G6-3		1-3 K		2	0	0	1	0	0	2											
Julio Ramirez, R (8, PH) OBP: 0.400, SLG: 0.250										0	0	0	0	0	0	0											
Scott Spiezio, S (8, PH) OBP: 0.354, SLG: 0.342										1	0	0	0	0	1	1											
16 Garret Anderson, L (1, 10) OBP: 0.331, SLG: 0.521	0-3 K			0-0 G6-3		2-1 F9			1-0 F9	4	0	0	0	0	1	0											
Troy Glaus, R (1, 5) OBP: 0.350, SLG: 0.495		1-0 F7		0-0 G6-3			1-0 G5-3		4-1 DI BB	3	0	0	0	1	0	0											
Tim Salmon, R (1, 9) OBP: 0.316, SLG: 0.333		0-1 L4		1-1 G5-3			2-1 G4-3 2B		2-3 K	4	0	1	0	0	1	1											
Brad Fullmer, L (1, 3) OBP: 0.295, SLG: 0.345		0-0 WP 1B				3-2 2B		2-2 G4-3		3	0	2	0	1	0	1											
Bengie Molina, R (1, 2) OBP: 0.327, SLG: 0.355		2-0 G4-3				1-0 G5-3		2-1 G6-3		4	0	0	0	0	0	5											
Adam Kennedy, L (1, 4) OBP: 0.315, SLG: 0.337										2	0	1	0	0	0	1											
Jose Nieves, R (8, PH) OBP: 0.250, SLG: 0.313										1	0	0	0	0	0	0											
Inning Stats	R: 1 E: 0 K: 1 S: 7	H: 0 LOB: 0 BB: 1 P: 14	R: 0 E: 0 K: 0 S: 5	H: 1 LOB: 1 BB: 0 P: 8	R: 0 E: 0 K: 0 S: 10	H: 1 LOB: 1 BB: 1 P: 16	R: 0 E: 0 K: 0 S: 4	H: 0 LOB: 0 BB: 0 P: 5	R: 0 E: 0 K: 0 S: 9	H: 1 LOB: 1 BB: 0 P: 15	R: 0 E: 0 K: 0 S: 8	H: 1 LOB: 1 BB: 0 P: 15	R: 0 E: 0 K: 1 S: 9	H: 1 LOB: 2 BB: 0 P: 15	R: 0 E: 0 K: 1 S: 12	H: 0 LOB: 2 BB: 2 P: 24	1B: 2 2B: 3 3B: 0 HR: 0	SF: 1 SAC: 0 DP: 1 HBP: 0	WP: 1 PB: 0 SB: 2 CS: 0	PA: 35							
PITCHER	IP	WLS	BF	H	R	ER	SO	BB	IBB	HBP	BLK	WP	HR	S	P	ERA	WHIP										
Justin Miller, R (1, 1) ERA: 5.4	7.0	W	26	4	1	1	1	2	0	0	0	1	0	52	88	1.29	0.857										
Dan Plesac, L (8, 1) ERA: 4.32	0.2	H	3	1	0	0	0	0	0	0	0	0	0	6	11	0.00	1.500										
Kelvim Escobar, R (8, 1) ERA: 3.5	1.1	S	6	0	0	0	2	2	0	0	0	0	0	15	28	0.00	1.500										

Anaheim Angels @ Toronto Blue Jays
SkyDome, Toronto, ON
Sat May 04 2002, 1:05 PM EDT
Att: 20,568 - Sunny - 50 F

AB 30
R 1
H 5
RBI 1
BB 4
SO 3
LOB 15



Batter	1	2	3	4	5	6	7	8	9	AB	R	H	RBI	BB	SO	LOB	BOTTOM										
Homer Bush, R (1, 4) OBP: 0.282, SLG: 0.311	1-0 1B FC5 HBP		0-2 E5 G4-6-3 1B		2-2 FC1 1-2 2-3		1-1 F7		0-0 F9	4	1	1	0	0	0	4											
Dave Berg, R (1, 10) OBP: 0.259, SLG: 0.353	3-2 F9		2-2 G4-6-3		0-0 SF9		1-0 2B		1-2 FC6-4	4	0	1	1	0	0	4											
Jose Cruz Jr., S (1, 7) OBP: 0.336, SLG: 0.333	1-1 FC5 1B		2-1 G5-3		3-H F9		0-0 2B		1-3 2-H	4	0	2	1	0	0	2											
Carlos Delgado, L (1, 3) OBP: 0.449, SLG: 0.511	4-2 10 2B FC5 BB		4-1 G5-3 BB		0-0 G3		0-0 G6-3			2	1	0	0	2	0	2											
Raul Mondesi, R (1, 9) OBP: 0.258, SLG: 0.417	1-0 FC5 10 2B		0-0 G5-3		1-0 F8		0-0 G6-3			4	0	0	1	0	0	3											
10 Vernon Wells, R (1, 8) OBP: 0.275, SLG: 0.395	1-2 2-3H 3-H 2B		0-0 P4		2-1 1B		4-0 G4-6-3 BB			3	0	2	1	1	0	1											
Eric Hinske, L (1, 5) OBP: 0.379, SLG: 0.500	0-3 K			1-1 FC1-5 1B		2-3 K		2-2 G4-6-3		4	0	1	0	0	2	4											
Felipe Lopez, S (1, 6) OBP: 0.347, SLG: 0.511		0-0 G6-3		1-2 E FC1-5 SF9 1B		2-1 G4-3		3-2 G1-3		4	1	1	0	0	0	0											
Tom Wilson, R (1, 2) OBP: 0.423, SLG: 0.359		4-2 E 1B BB		1-0 FC1-5		1-1 2B 1B		4-2 FC6-4 BB		2	1	1	0	2	0	2											
Inning Stats	R: 2 E: 0 K: 1 S: 17	H: 2 LOB: 2 BB: 1 P: 30	R: 0 E: 1 K: 0 S: 10	H: 1 LOB: 1 BB: 1 P: 16	R: 0 E: 0 K: 0 S: 5	H: 0 LOB: 1 BB: 1 P: 11	R: 1 E: 1 K: 0 S: 11	H: 2 LOB: 2 BB: 0 P: 18	R: 0 E: 0 K: 1 S: 7	H: 1 LOB: 1 BB: 0 P: 12	R: 1 E: 0 K: 0 S: 9	H: 3 LOB: 2 BB: 0 P: 14	R: 0 E: 0 K: 0 S: 6	H: 0 LOB: 0 BB: 1 P: 12	R: 0 E: 0 K: 0 S: 10	H: 0 LOB: 1 BB: 1 P: 18	1B: 7 2B: 2 3B: 0 HR: 0	SF: 1 SAC: 0 DP: 2 HBP: 1	WP: 0 PB: 0 SB: 0 CS: 0	PA: 38							
PITCHER	IP	WLS	BF	H	R	ER	SO	BB	IBB	HBP	BLK	WP	HR	S	P	ERA	WHIP										
Scott Schoeneweis, L (1, 1) ERA: 6.03	7.0	L	34	9	4	3	2	4	0	1	0	0	0	10	13	3.86	1.857										
Lou Poffo, R (8, 1) ERA: 1.72	1.0		4	0	0	0	0	1	0	0	0	0	0	10	18	0.00	1.000										

Anaheim Angels @ Toronto Blue Jays
SkyDome, Toronto, ON
Sat May 04 2002, 1:05 PM EDT
Att: 20,568 - Sunny - 50 F

AB 31
R 4
H 9
RBI 4
BB 5
SO 2
LOB 22




Batter	1	2	3	4	5	6	7	8	9	AB	R	H	RBI	BB	SO	LOB	TOP										
Jose Macias, S OBP: 0.283, SLG: 0.258 (1, 5)										4	1	2	0	0	2	0	Detroit Tigers @ Anaheim Angels Edison International Field, Anaheim, CA Tue May 07 2002, 10:05 PM EDT Att: 15,315 - Sunny - 63 F										
Robert Fick, L OBP: 0.368, SLG: 0.481 (1, 9)										3	1	1	0	1	2	0											
Bobby Higginson, L OBP: 0.341, SLG: 0.504 (1, 7)										2	0	0	1	1	1	3											
Randall Simon, L OBP: 0.348, SLG: 0.607 Craig Monroe, R (8, PR)										4	0	1	1	0	0	4											
Shane Halter, R OBP: 0.341, SLG: 0.378 (1, 6)										4	0	0	0	0	1	1											
Craig Paquette, R OBP: 0.223, SLG: 0.356 (1, 3)										2	0	0	0	2	1	0											
Wendell Magee, R OBP: 0.326, SLG: 0.464 (1, 8)										4	0	0	0	0	0	2											
Damian Jackson, R OBP: 0.414, SLG: 0.500 (1, 4)										4	0	0	0	0	0	1											
15 Brandon Inge, R OBP: 0.500, SLG: 0.773 (1, 2)										2	1	1	1	1	0	0											
Inning Stats	R: 0 E: 0 K: 2 S: 8	H: 0 LOB: 0 BB: 0 P: 13	R: 0 E: 0 K: 2 S: 8	H: 0 LOB: 0 BB: 0 P: 12	R: 0 E: 0 K: 0 S: 9	H: 0 LOB: 0 BB: 0 P: 12	R: 0 E: 0 K: 2 S: 10	H: 0 LOB: 1 BB: 1 P: 16	R: 0 E: 0 K: 0 S: 9	H: 0 LOB: 0 BB: 0 P: 15	R: 0 E: 0 K: 1 S: 11	H: 1 LOB: 3 BB: 2 P: 20	R: 0 E: 0 K: 0 S: 9	H: 0 LOB: 1 BB: 1 P: 21	R: 3 E: 0 K: 0 S: 10	H: 4 LOB: 1 BB: 0 P: 14	R: 0 E: 0 K: 0 S: 5	H: 0 LOB: 0 BB: 1 P: 9	1B: 3 2B: 1 3B: 0 HR: 1	SF: 1 SAC: 0 DP: 1 HBP: 0	WP: 0 PB: 0 SB: 0 CS: 1	PA: 35					
PITCHER	IP	WLS	BF	H	R	ER	SO	BB	IBB	HBP	BLK	WP	HR	S	P	ERA	WHIP										
Jarrod Washburn, L ERA: 3.86 (1, 1)	7.0		26	1	0	0	7	4	0	0	0	0	0	64	109	0.00	0.714										
Ben Weber, R ERA: 5.27 (8, 1)	0.0	L	2	2	2	2	0	0	0	0	0	0	1	4	6	∞	∞										
Dennis Cook, L ERA: 1.74 (8, 1)	0.1		3	2	1	1	0	0	0	0	0	0	0	3	3	27.00	6.000										
Lou Pote, R ERA: 1.56 (8, 1)	1.2		4	0	0	0	0	1	0	0	0	0	0	8	14	0.00	0.600										

Batter	1	2	3	4	5	6	7	8	9	AB	R	H	RBI	BB	SO	LOB	BOTTOM										
David Eckstein, R OBP: 0.357, SLG: 0.392 (1, 6)										4	0	0	0	0	0	1	Detroit Tigers @ Anaheim Angels Edison International Field, Anaheim, CA Tue May 07 2002, 10:05 PM EDT Att: 15,315 - Sunny - 63 F										
Darin Erstad, L OBP: 0.324, SLG: 0.370 (1, 8)										4	0	2	0	0	0	1											
Troy Glaus, R OBP: 0.349, SLG: 0.473 (1, 5)										4	0	1	0	0	1	2											
16 Garret Anderson, L OBP: 0.316, SLG: 0.492 (1, 7)										4	0	0	0	0	0	2											
Brad Fullmer, L OBP: 0.308, SLG: 0.358 (1, 10)										3	0	1	0	1	0	0											
Tim Salmon, R OBP: 0.314, SLG: 0.323 (1, 9)										3	0	0	0	1	0	3											
Scott Spiezio, S OBP: 0.362, SLG: 0.356 (1, 3)										3	0	0	0	1	1	2											
Bengie Molina, R OBP: 0.330, SLG: 0.366 (1, 2)										3	0	0	0	0	0	3											
Adam Kennedy, L OBP: 0.320, SLG: 0.344 (1, 4)										3	0	1	0	0	1	0											
Inning Stats	R: 0 E: 0 K: 1 S: 10	H: 1 LOB: 1 BB: 0 P: 18	R: 0 E: 0 K: 0 S: 5	H: 0 LOB: 0 BB: 1 P: 11	R: 0 E: 0 K: 0 S: 8	H: 1 LOB: 1 BB: 0 P: 14	R: 0 E: 0 K: 0 S: 8	H: 0 LOB: 0 BB: 0 P: 14	R: 0 E: 0 K: 0 S: 5	H: 0 LOB: 0 BB: 0 P: 9	R: 0 E: 0 K: 0 S: 11	H: 0 LOB: 3 BB: 1 P: 15	R: 0 E: 0 K: 0 S: 8	H: 2 LOB: 3 BB: 1 P: 17	R: 0 E: 0 K: 1 S: 11	H: 1 LOB: 1 BB: 0 P: 21	R: 0 E: 0 K: 1 S: 15	H: 0 LOB: 1 BB: 1 P: 23	1B: 4 2B: 2 3B: 0 HR: 0	SF: 0 SAC: 0 DP: 1 HBP: 0	WP: 0 PB: 0 SB: 1 CS: 0	PA: 34					
PITCHER	IP	WLS	BF	H	R	ER	SO	BB	IBB	HBP	BLK	WP	HR	S	P	ERA	WHIP										
Seth Greisinger, R ERA: 3.38 (1, 1)	7.0		26	4	0	0	1	1	1	0	0	0	0	9	16	0.00	1.500										
Jose Paniagua, R ERA: 5.92 (8, 1)	0.2	H	3	1	0	0	1	0	0	0	0	0	0	9	16	0.00	1.500										
Juan Acevedo, R ERA: 4.09 (8, 1)	1.1	S	5	0	0	0	1	1	0	0	0	0	0	17	28	0.00	0.750										


Batter	1	2	3	4	5	6	7	8	9	AB	R	H	RBI	BB	SO	LOB	TOP	
Jose Macias, S OBP: 0.273, SLG: 0.248 (1, 5)	P5			B5-3		P4		G3		4	0	0	0	0	0	1	Detroit Tigers @ Anaheim Angels Edison International Field, Anaheim, CA Wed May 08 2002, 10:05 PM EDT Att: 14,722 - Cloudy - 62 F	
Robert Fick, L OBP: 0.364, SLG: 0.472 (1, 9)	F8			K		2H 1B		G6-3		4	0	1	1	0	1	0		
Bobby Higginson, L OBP: 0.338, SLG: 0.492 (1, 7)	P5			F7		K		BB		3	0	0	0	1	1	1		
Randall Simon, L OBP: 0.344, SLG: 0.591 (1, 3)		G6-4-3 1B			G3		P4	G4-3		4	0	1	0	0	0	1		
Shane Halter, R OBP: 0.338, SLG: 0.383 (1, 6)		G6-4-3 1-2			F8		2B		K	4	1	1	0	0	1	1		
Wendell Magee, R OBP: 0.333, SLG: 0.477 (1, 8)		F9			1B		2B		K	4	0	2	1	0	1	0		
Jacob Cruz, L OBP: 0.375, SLG: 0.373 (1, 10)			K		K		FC6-4 BB		K	3	0	0	0	1	3	1		
Damian Jackson, R OBP: 0.406, SLG: 0.481 (1, 4)			G5-3		G5-3 1B		P5			3	1	1	0	0	0	2		
Mike Rivera, R OBP: 0.250, SLG: 0.362 (1, 2)			G5-3		G5-3		FC6-4			3	0	0	0	0	0	3		
Inning Stats	R: 0 H: 0 E: 0 K: 0 S: 13	H: 1 R: 0 ER: 0 SO: 7	H: 0 R: 0 ER: 0 SO: 11	H: 0 R: 0 ER: 0 SO: 11	H: 1 R: 0 ER: 0 SO: 9	H: 2 R: 1 ER: 0 SO: 15	H: 2 R: 1 ER: 0 SO: 13	H: 0 R: 0 ER: 0 SO: 8	H: 0 R: 0 ER: 0 SO: 14	1B: 4 2B: 2 3B: 0 HR: 0	SF: 0 SAC: 0 DP: 1 HBP: 0	WP: 0 PB: 0 SB: 0 CS: 0	PA: 34					
PITCHER	IP WLS BF H R ER SO BB IBB HBP BLK WP HR S P ERA WHIP																	
Kevin Appier, R ERA: 2.83 (1, 1)	7.0	27	6	2	2	4	1	0	0	0	0	0	0	0	76	118	2.57	1.000
Al Levine, R ERA: 3.45 (8, 1)	1.0	4	0	0	0	0	1	0	0	0	0	0	0	8	14	0.00	1.000	
Troy Percival, R ERA: 5.4 (9, 1)	1.0	W 3	0	0	0	3	0	0	0	0	0	0	0	9	14	0.00	0.000	

AB	32
R	2
H	6
RBI	2
BB	2
SO	7
LOB	10



Batter	1	2	3	4	5	6	7	8	9	AB	R	H	RBI	BB	SO	LOB	BOTTOM	
David Eckstein, R OBP: 0.354, SLG: 0.388 (1, 6)	G6-3		G5-3			G6-3 G1-3 1B		K2-3		4	0	1	0	0	1	0	Detroit Tigers @ Anaheim Angels Edison International Field, Anaheim, CA Wed May 08 2002, 10:05 PM EDT Att: 14,722 - Cloudy - 62 F	
Darin Erstad, L OBP: 0.313, SLG: 0.356 (1, 8)	G3			G4-3		G1-3		E3		4	0	0	0	0	0	1		
Orlando Palmeiro, L OBP: 0.387, SLG: 0.321 (1, 9)	2B			K		G6-3		K		4	0	1	0	0	2	2		
16 Garret Anderson, L OBP: 0.314, SLG: 0.507 (1, 7)	G4-3			HR		F8		K		4	1	1	1	0	1	3		
Troy Glaus, R OBP: 0.354, SLG: 0.509 (1, 5)		K		L7		1B 2B		HR		4	2	2	1	0	1	0		
Brad Fullmer, L OBP: 0.308, SLG: 0.357 Scott Spiezio, S OBP: 0.362, SLG: 0.356 (1, 3) (9, 3)		CS 1B			G4-3		F9			3	0	1	0	0	0	1		
Tim Salmon, R OBP: 0.315, SLG: 0.333 (1, 10)		P4		G4-3 2B		K				3	0	1	0	0	1	2		
Bengie Molina, R OBP: 0.330, SLG: 0.365 (1, 2)			F8		G4-3		FC6-4 1B			3	0	1	1	0	0	1		
Adam Kennedy, L OBP: 0.310, SLG: 0.333 (1, 4)			F7		F8		FC6-4			3	0	0	0	0	0	2		
Inning Stats	R: 0 H: 1 E: 0 K: 0 S: 11	H: 1 R: 0 ER: 0 SO: 7	H: 0 R: 0 ER: 0 SO: 8	H: 0 R: 0 ER: 0 SO: 10	H: 1 R: 1 ER: 0 SO: 8	H: 1 R: 0 ER: 0 SO: 13	H: 1 R: 0 ER: 0 SO: 10	H: 2 R: 1 ER: 0 SO: 18	H: 0 R: 0 ER: 0 SO: 11	1B: 3 2B: 3 3B: 0 HR: 2	SF: 0 SAC: 0 DP: 0 HBP: 0	WP: 0 PB: 0 SB: 0 CS: 1	PA: 32					
PITCHER	IP WLS BF H R ER SO BB IBB HBP BLK WP HR S P ERA WHIP																	
24 Nate Cornejo, R ERA: 5.1 (1, 1)	7.0	27	7	2	2	3	0	0	0	0	0	0	0	0	70	110	2.57	1.000
Jamie Walker, L ERA: 4.15 (8, 1)	1.0	4	0	0	0	3	0	0	0	0	0	0	0	11	18	0.00	0.000	
Fernando Rodney, R ERA: 6.75 (9, 1)	0.0	L 1	1	1	1	0	0	0	0	0	1	4	7	∞	∞			


AB	32
R	3
H	8
RBI	3
BB	0
SO	6
LOB	12



Batter	1	2	3	4	5	6	7	8	9	AB	R	H	RBI	BB	SO	LOB	TOP					
Damian Jackson, R OBP: 0.405, SLG: 0.500 (1, 4)	1-2 G3 1B SF9	3-2 1B 2B		1-1 P5			2-2 P5		1-0 F9	5	1	2	1	0	0	1						
Robert Fick, L OBP: 0.365, SLG: 0.469 (1, 9)	0-0 SF9 1B G3	2-1 G4-3			2-2 G5-3 HBP 1B		3-2 F8		3-2 G3	5	1	2	0	0	0	1						
Bobby Higginson, L OBP: 0.326, SLG: 0.472 (1, 7)	3-1 G3		0-1 F7		0-0 F7		0-1 G4-3		0-0 G3-1	5	0	0	0	0	0	3						
Randall Simon, L OBP: 0.350, SLG: 0.589 (1, 3)	1-1 SF9		1-2 G6-3		2-2 HBP			0-0 2B E 1B		2	1	1	1	0	0	0						
Shane Halter, R OBP: 0.336, SLG: 0.378 (1, 6)	1-2 3-H 1B		0-1 G5-3		2-2 G5-3			3-3 K		4	0	1	1	0	1	3						
Wendell Magee, R OBP: 0.340, SLG: 0.489 (1, 8)	2-2 G5-3			3-2 2B 1B			1-2 F7		0-0 E SF7 2B	4	2	2	0	0	0	1						
Craig Paquette, R OBP: 0.224, SLG: 0.361 Jose Macias, S OBP: 0.273, SLG: 0.248 (8, PR) (8, 5)		0-0 F8		0-0 1B 2B			0-1 G6-3		0-0 E5 WP	4	0	1	1	0	0	1	AB 35					
Jacob Cruz, L OBP: 0.393, SLG: 0.391 (1, 10)		2-0 2B 1B		1-1 15 G5-4-3 1B			1-2 HBP		2-3 3-H 2-2 SF7	2	1	2	2	0	0	0	R 6					
15 Brandon Inge, R OBP: 0.429, SLG: 0.654 (1, 2)		1-0 F9		2-3 3-H 2-0 G5-4-3 1-2			2-3 K		0-0 F7	2	1	2	2	0	0	0	H 11					
Inning Stats	R: 2 E: 0 K: 0 S: 16	H: 3 LOB: 1 BB: 0 P: 24	R: 1 E: 0 K: 0 S: 9	H: 2 LOB: 1 BB: 0 P: 17	R: 0 E: 0 K: 0 S: 7	H: 0 LOB: 0 BB: 0 P: 8	R: 1 E: 0 K: 0 S: 9	H: 3 LOB: 1 BB: 0 P: 16	R: 0 E: 0 K: 1 S: 10	H: 0 LOB: 1 BB: 0 P: 14	R: 0 E: 0 K: 0 S: 9	H: 0 LOB: 0 BB: 0 P: 14	R: 2 E: 1 K: 1 S: 11	H: 2 LOB: 2 BB: 0 P: 16	R: 0 E: 0 K: 0 S: 6	H: 0 LOB: 0 BB: 0 P: 10	1B: 8 2B: 3 3B: 0 HR: 0	SF: 2 SAC: 0 DP: 2 HBP: 2	WP: 1 PB: 0 SB: 0 CS: 0	PA: 39		
PITCHER	IP WLS BF H R ER SO BB IBB HBP BLK WP HR S P ERA WHIP	IP WLS BF H R ER SO BB IBB HBP BLK WP HR S P ERA WHIP	IP WLS BF H R ER SO BB IBB HBP BLK WP HR S P ERA WHIP	IP WLS BF H R ER SO BB IBB HBP BLK WP HR S P ERA WHIP	IP WLS BF H R ER SO BB IBB HBP BLK WP HR S P ERA WHIP	IP WLS BF H R ER SO BB IBB HBP BLK WP HR S P ERA WHIP	IP WLS BF H R ER SO BB IBB HBP BLK WP HR S P ERA WHIP	IP WLS BF H R ER SO BB IBB HBP BLK WP HR S P ERA WHIP	IP WLS BF H R ER SO BB IBB HBP BLK WP HR S P ERA WHIP	IP WLS BF H R ER SO BB IBB HBP BLK WP HR S P ERA WHIP	IP WLS BF H R ER SO BB IBB HBP BLK WP HR S P ERA WHIP	IP WLS BF H R ER SO BB IBB HBP BLK WP HR S P ERA WHIP	IP WLS BF H R ER SO BB IBB HBP BLK WP HR S P ERA WHIP	IP WLS BF H R ER SO BB IBB HBP BLK WP HR S P ERA WHIP	IP WLS BF H R ER SO BB IBB HBP BLK WP HR S P ERA WHIP	IP WLS BF H R ER SO BB IBB HBP BLK WP HR S P ERA WHIP	IP WLS BF H R ER SO BB IBB HBP BLK WP HR S P ERA WHIP	IP WLS BF H R ER SO BB IBB HBP BLK WP HR S P ERA WHIP	IP WLS BF H R ER SO BB IBB HBP BLK WP HR S P ERA WHIP	IP WLS BF H R ER SO BB IBB HBP BLK WP HR S P ERA WHIP	IP WLS BF H R ER SO BB IBB HBP BLK WP HR S P ERA WHIP	IP WLS BF H R ER SO BB IBB HBP BLK WP HR S P ERA WHIP

Detroit Tigers @ Anaheim Angels
Edison International Field, Anaheim, CA
Thu May 09 2002, 10:05 PM EDT
Att: 15,003 - Sunny - 63 F


AB 35
R 6
H 11
RBI 6
BB 0
SO 2
LOB 16



Batter	1	2	3	4	5	6	7	8	9	AB	R	H	RBI	BB	SO	LOB	BOTTOM						
David Eckstein, R OBP: 0.362, SLG: 0.386 (1, 6)	4-2 BB		0-2 L3		4-1 1B E BB		2-1 PB SF8 1B	1-0 F8		3	1	1	0	2	0	3							
Darin Erstad, L OBP: 0.310, SLG: 0.355 (1, 8)	3-1 P4		2-3 K		0-1 E 1B		0-1 SF8			3	1	1	1	0	1	1							
Troy Glaus, R OBP: 0.351, SLG: 0.508 (1, 5)	2-0 F9			2-1 F9	3-0 E6 16 SF8 2B		3-H K			4	1	1	2	0	1	2							
16 Garret Anderson, L OBP: 0.313, SLG: 0.504 (1, 7)	0-0 F9			2-0 E WP SF9 1B	1-1 SF8		0-0 F7			3	1	1	1	0	0	2							
Tim Salmon, R OBP: 0.313, SLG: 0.330 (1, 10)		1-0 F7		2-0 E6 1B 3B	0-1 G4-3			0-0 1B 1B		4	1	1	0	0	0	1							
Bengie Molina, R OBP: 0.327, SLG: 0.364 (1, 2)		1-0 F8		3-1 SF9		0-2 G6-3 1B		1-0 F8		3	0	1	1	0	0	1							
Scott Spiezio, S OBP: 0.367, SLG: 0.363 (1, 3)		1-1 1B		3-H 0-0 1B	1-2 3B 1B		0-0 G6-3		2-1 F5	4	1	2	0	0	2		AB 31						
Julio Ramirez, R OBP: 0.375, SLG: 0.571 Otando Palmeiro, L OBP: 0.397, SLG: 0.333 (1, 9) (8, PH) (9, 9)		1-3 K		0-0 1B	0-0 K		2-3 K		1-2 1B	3	0	1	2	0	2	1	RBI 7						
Jose Nieves, R OBP: 0.257, SLG: 0.314 Adam Kennedy, L OBP: 0.317, SLG: 0.333 (1, 4) (8, PH) (9, 4)			2-1 G6-3		1-0 P4		2-0 1B WP SF8 1B	4-2 BB		3	1	1	0	0	0	0	BB 3						
Inning Stats	R: 0 E: 0 K: 0 S: 6	H: 0 LOB: 1 BB: 1 P: 15	R: 0 E: 0 K: 1 S: 8	H: 1 LOB: 0 BB: 0 P: 12	R: 0 E: 0 K: 1 S: 8	H: 0 LOB: 0 BB: 0 P: 12	R: 3 E: 1 K: 0 S: 8	H: 3 LOB: 1 BB: 0 P: 17	R: 3 E: 1 K: 0 S: 9	H: 2 LOB: 0 BB: 1 P: 18	R: 0 E: 0 K: 1 S: 9	H: 1 LOB: 0 BB: 0 P: 11	R: 1 E: 0 K: 1 S: 9	H: 2 LOB: 1 BB: 0 P: 14	R: 0 E: 0 K: 0 S: 11	H: 2 LOB: 3 BB: 1 P: 20	1B: 9 2B: 1 3B: 1 HR: 0	SF: 3 SAC: 0 DP: 1 HBP: 0	WP: 2 PB: 1 SB: 0 CS: 0	PA: 37			
PITCHER	IP WLS BF H R ER SO BB IBB HBP BLK WP HR S P ERA WHIP	IP WLS BF H R ER SO BB IBB HBP BLK WP HR S P ERA WHIP	IP WLS BF H R ER SO BB IBB HBP BLK WP HR S P ERA WHIP	IP WLS BF H R ER SO BB IBB HBP BLK WP HR S P ERA WHIP	IP WLS BF H R ER SO BB IBB HBP BLK WP HR S P ERA WHIP	IP WLS BF H R ER SO BB IBB HBP BLK WP HR S P ERA WHIP	IP WLS BF H R ER SO BB IBB HBP BLK WP HR S P ERA WHIP	IP WLS BF H R ER SO BB IBB HBP BLK WP HR S P ERA WHIP	IP WLS BF H R ER SO BB IBB HBP BLK WP HR S P ERA WHIP	IP WLS BF H R ER SO BB IBB HBP BLK WP HR S P ERA WHIP	IP WLS BF H R ER SO BB IBB HBP BLK WP HR S P ERA WHIP	IP WLS BF H R ER SO BB IBB HBP BLK WP HR S P ERA WHIP	IP WLS BF H R ER SO BB IBB HBP BLK WP HR S P ERA WHIP	IP WLS BF H R ER SO BB IBB HBP BLK WP HR S P ERA WHIP	IP WLS BF H R ER SO BB IBB HBP BLK WP HR S P ERA WHIP	IP WLS BF H R ER SO BB IBB HBP BLK WP HR S P ERA WHIP	IP WLS BF H R ER SO BB IBB HBP BLK WP HR S P ERA WHIP	IP WLS BF H R ER SO BB IBB HBP BLK WP HR S P ERA WHIP	IP WLS BF H R ER SO BB IBB HBP BLK WP HR S P ERA WHIP	IP WLS BF H R ER SO BB IBB HBP BLK WP HR S P ERA WHIP	IP WLS BF H R ER SO BB IBB HBP BLK WP HR S P ERA WHIP	IP WLS BF H R ER SO BB IBB HBP BLK WP HR S P ERA WHIP	IP WLS BF H R ER SO BB IBB HBP BLK WP HR S P ERA WHIP

Detroit Tigers @ Anaheim Angels
Edison International Field, Anaheim, CA
Thu May 09 2002, 10:05 PM EDT
Att: 15,003 - Sunny - 63 F

AB 31
R 7
H 11
RBI 7
BB 3
SO 4
LOB 13



Batter	1	2	3	4	5	6	7	8	9	AB	R	H	RBI	BB	SO	LOB	TOP																				
Kenny Lofton, L OBP: 0.392, SLG: 0.419 Aaron Rowand, R OBP: 0.267, SLG: 0.400 (6, FH)	G6-3		G4-3			G6-4-3 1B			G4-3	2	0	0	0	0	0	0	Chicago White Sox @ Anaheim Angels Edison International Field, Anaheim, CA Fri May 10 2002, 10:05 PM EDT Att: 36,715 - Sunny - 66 F																				
Ray Durham, S OBP: 0.390, SLG: 0.393	G6-3			P4		L8		G5-3	4	0	0	0	0	0	1																						
Frank Thomas, R OBP: 0.370, SLG: 0.466				F8		G6-4-3 1-2		G5-3	3	0	0	0	1	0	1																						
Magglio Ordonez, R OBP: 0.387, SLG: 0.612 Jeff Liefer, L OBP: 0.346, SLG: 0.333	L7							G6-3	3	0	1	0	0	0	1																						
14 Paul Konerko, R OBP: 0.369, SLG: 0.496		G6-3						F7	3	0	1	0	0	0	0																						
Carlos Lee, R OBP: 0.290, SLG: 0.455								G5-3	2	0	0	0	1	0	2																						
Tony Graffanino, R OBP: 0.340, SLG: 0.415								L7	3	0	0	0	0	1	1																						
Sandy Alomar Jr., R OBP: 0.315, SLG: 0.464				F9		F8		G4-3	3	0	0	0	0	0	0																						
Royce Clayton, R OBP: 0.248, SLG: 0.420				F9		G5-3		K	3	0	0	0	0	1	0																						
Inning Stats	R: 0 E: 0 K: 0 S: 6	H: 0 LOB: 1 BB: 1 P: 12	R: 0 E: 0 K: 0 S: 7	H: 0 LOB: 0 BB: 1 P: 14	R: 0 E: 0 K: 0 S: 7	H: 0 LOB: 0 BB: 0 P: 10	R: 0 E: 0 K: 0 S: 10	H: 2 LOB: 2 BB: 0 P: 16	R: 0 E: 0 K: 1 S: 9	H: 1 LOB: 0 BB: 0 P: 13	R: 0 E: 0 K: 0 S: 5	H: 0 LOB: 0 BB: 0 P: 8	R: 0 E: 0 K: 1 S: 9	H: 0 LOB: 0 BB: 0 P: 10	R: 0 E: 0 K: 0 S: 9	H: 0 LOB: 0 BB: 0 P: 14	1B: 3 2B: 0 3B: 0 HR: 0	SF: 0 SAC: 0 DP: 1 HBP: 0	WP: 0 PB: 0 SB: 0 CS: 1	PA: 30																	
PITCHER	IP	WLS	BF	H	R	ER	SO	BB	IBB	HBP	BLK	WP	HR	S	P	ERA	WHIP	PITCHER		IP	WLS	BF	H	R	ER	SO	BB	IBB	HBP	BLK	WP	HR	S	P	ERA	WHIP	
Scott Schoeneweis, L ERA: 5.08	(1, 1)	7.0	W	24	3	0	0	1	2	0	0	0	0	0	53	85	0.00	0.714	Scott Schoeneweis, L		(1, 1)	7.0	W	24	3	0	0	1	2	0	0	0	0	53	85	0.00	0.714
Matt Wise, R ERA: 3.0	(8, 1)	2.0		6	0	0	0	1	0	0	0	0	0	0	18	24	0.00	0.000	Matt Wise, R		(8, 1)	2.0		6	0	0	0	1	0	0	0	18	24	0.00	0.000		

AB	28
R	0
H	3
RBI	0
BB	2
SO	2
LOB	6




Batter	1	2	3	4	5	6	7	8	9	AB	R	H	RBI	BB	SO	LOB	BOTTOM																				
David Eckstein, R OBP: 0.367, SLG: 0.394	K		SH 1B		G4-3	HR BB		G6-3		5	3	2	0	1	1	1	Chicago White Sox @ Anaheim Angels Edison International Field, Anaheim, CA Fri May 10 2002, 10:05 PM EDT Att: 36,715 - Sunny - 66 F																				
Darin Erstad, L OBP: 0.308, SLG: 0.351 Julio Ramirez, R OBP: 0.455, SLG: 0.900 (6, FH)	F8		HR 1B		E4 1B	HR 1B		K		4	2	1	0	0	0	1																					
Troy Glaus, R OBP: 0.353, SLG: 0.496 Orlando Palmeiro, L OBP: 0.406, SLG: 0.345	G5-3		HR HBP		K	L7		2B 1B		3	2	0	1	1	1																						
16 Garret Anderson, L OBP: 0.324, SLG: 0.539 Jose Nieves, R OBP: 0.270, SLG: 0.324 (6, FH)	L9		HR 2B		HR 1B	F9 1B		F7		4	3	3	4	0	0																						
Brad Fullmer, L OBP: 0.319, SLG: 0.394	P6		HR 2B		F8	HR 1B		F8		6	2	3	4	0	0																						
Tim Lincecum, R OBP: 0.328, SLG: 0.366	G6-3		G6-3		F8	F9		F9		6	0	4	2	0	0																						
Scott Spiezio, S OBP: 0.374, SLG: 0.358			F9		F7	F9		F9		4	0	1	1	1	0	3																					
Bengie Molina, R OBP: 0.328, SLG: 0.363	F9		HR 1B		K	F8		G1-3		6	1	2	0	0	1	7																					
Adam Kennedy, L OBP: 0.346, SLG: 0.418			HR 1B		K	HR 1B		G6-3		5	4	4	3	1	1	2																					
Inning Stats	R: 0 E: 0 K: 1 S: 6	H: 1 LOB: 2 BB: 1 P: 12	R: 0 E: 0 K: 0 S: 12	H: 1 LOB: 1 BB: 1 P: 19	R: 8 E: 0 K: 0 S: 22	H: 7 LOB: 1 BB: 0 P: 31	R: 2 E: 0 K: 1 S: 17	H: 3 LOB: 2 BB: 1 P: 23	R: 3 E: 0 K: 2 S: 20	H: 4 LOB: 2 BB: 0 P: 33	R: 3 E: 0 K: 0 S: 25	H: 4 LOB: 3 BB: 1 P: 36	R: 3 E: 0 K: 0 S: 19	H: 5 LOB: 2 BB: 0 P: 30	R: 0 E: 0 K: 1 S: 9	H: 0 LOB: 1 BB: 1 P: 15	1B: 15 2B: 4 3B: 0 HR: 5	SF: 0 SAC: 1 DP: 0 HBP: 2	WP: 0 PB: 0 SB: 0 CS: 0	PA: 56																	
PITCHER	IP	WLS	BF	H	R	ER	SO	BB	IBB	HBP	BLK	WP	HR	S	P	ERA	WHIP	PITCHER		IP	WLS	BF	H	R	ER	SO	BB	IBB	HBP	BLK	WP	HR	S	P	ERA	WHIP	
Dan Wright, R ERA: 6.59	(1, 1)	2.2	L	19	8	8	8	1	0	0	0	0	0	1	38	57	7.71	3.429	Dan Wright, R		(1, 1)	2.2	L	19	8	8	8	1	0	0	0	0	1	38	57	7.71	3.429
Matt Ginter, R ERA: 5.68	(3, 1)	2.1		16	7	5	2	3	1	0	0	0	0	2	44	66	27.00	5.000	Matt Ginter, R		(3, 1)	2.1		16	7	5	2	3	1	0	0	0	2	44	66	27.00	5.000
Mike Porzio, L ERA: 7.36	(6, 1)	2.0		17	9	6	6	0	1	0	1	0	0	0	9	15	0.00	1.000	Mike Porzio, L		(6, 1)	2.0		17	9	6	6	0	1	0	0	0	9	15	0.00	1.000	
Antonio Osuna, R ERA: 5.0	(8, 1)	1.0		4	0	0	0	1	1	0	0	0	0	0	9	15	0.00	1.000	Antonio Osuna, R		(8, 1)	1.0		4	0	0	0	1	1	0	0	0	9	15	0.00	1.000	

AB	49
R	19
H	24
RBI	19
BB	4
SO	5
LOB	22




Batter	1	2	3	4	5	6	7	8	9	AB	R	H	RBI	BB	SO	LOB	TOP									
Kenny Lofton, L OBP: 0.389, SLG: 0.429	1-3 K		0-3 K		0-0 B1-3		1-1 2B 3B			4	1	1	0	0	2	1	Chicago White Sox @ Anaheim Angels Edison International Field, Anaheim, CA Sat May 11 2002, 10:05 PM EDT Att: 40,535 - Sunny - 66 F									
Jose Valentin, S OBP: 0.306, SLG: 0.496	1-3 K		0-0 G4-3			2-2 G4-3	1-0 2B			4	0	1	1	0	1	1										
Magglio Ordonez, R OBP: 0.391, SLG: 0.614 Aaron Rowand, R OBP: 0.333, SLG: 0.500	3-1 1B			0-0 1B		0-1 14 HR 2B	3-H 1-3 K			1	0	1	0	0	0	0										
14 Paul Konerko, R OBP: 0.366, SLG: 0.510	0-3 K			1-3 K		1-0 2H HR	2-3 K			4	1	1	2	0	3	2										
Frank Thomas, R OBP: 0.380, SLG: 0.474		1-0 P3		4-2 BB		0-1 2B	4-1 G4-6-3 BB			2	0	1	0	2	0	0										
Ray Durham, S OBP: 0.365, SLG: 0.380	2-0 F8			2-3 K		1-0 F8	2-2 G4-6-3 1-2			4	0	0	0	0	1	4										
Jeff Liefer, L OBP: 0.296, SLG: 0.280	3-1 G3			1-0 F7		0-0 G3				4	0	0	0	0	1	3										
Mark Johnson, L OBP: 0.338, SLG: 0.322		4-2 BB		0-3 K		0-1 L6	2-3 K			3	0	0	0	1	2	0										
Royce Clayton, R OBP: 0.240, SLG: 0.405	1-0 L8			1-2 F8		1-1 G6-3	2-3 K			4	0	0	0	0	1	1										
Inning Stats	R: 0 E: 0 K: 3 S: 13	H: 1 LOB: 1 BB: 0 P: 18	R: 0 E: 0 K: 0 S: 4	H: 0 LOB: 0 BB: 0 P: 10	R: 0 E: 0 K: 1 S: 8	H: 0 LOB: 1 BB: 1 P: 13	R: 0 E: 0 K: 2 S: 12	H: 1 LOB: 2 BB: 1 P: 20	R: 0 E: 0 K: 1 S: 11	H: 0 LOB: 0 BB: 0 P: 12	R: 2 E: 0 K: 0 S: 12	H: 3 LOB: 1 BB: 0 P: 16	R: 1 E: 0 K: 1 S: 10	H: 2 LOB: 1 BB: 0 P: 14	R: 0 E: 0 K: 1 S: 7	H: 0 LOB: 0 BB: 1 P: 15	R: 0 E: 0 K: 3 S: 14	H: 0 LOB: 0 BB: 0 P: 19	1B: 2 2B: 3 3B: 1 HR: 1	SF: 0 SAC: 0 DP: 1 HBP: 0	WP: 0 PB: 0 SB: 0 CS: 0	PA: 36				
PITCHER	IP	WLS	BF	H	R	ER	SO	BB	IBB	HBP	BLK	WP	HR	S	P	ERA	WHIP									
Ramon Ortiz, R ERA: 2.63	(1, 1)	7.0	W	30	7	3	3	8	2	0	0	0	0	1	70	103	3.86	1.286								
Al Levine, R ERA: 3.57	(8, 1)	1.0	H	3	0	0	0	1	1	0	0	0	0	0	7	15	0.00	1.000								
Troy Percival, R ERA: 4.15	(9, 1)	1.0	S	3	0	0	0	3	0	0	0	0	0	0	14	19	0.00	0.000								

AB	33
R	3
H	7
RBI	3
BB	3
SO	12
LOB	13



Batter	1	2	3	4	5	6	7	8	9	AB	R	H	RBI	BB	SO	LOB	BOTTOM									
David Eckstein, R OBP: 0.356, SLG: 0.380	1-1 G5-3		0-0 F9		1-1 F8		0-1 L6		3-2 G5-3	5	0	0	0	0	0	3	Chicago White Sox @ Anaheim Angels Edison International Field, Anaheim, CA Sat May 11 2002, 10:05 PM EDT Att: 40,535 - Sunny - 66 F									
Darin Erstad, L OBP: 0.315, SLG: 0.357	1-0 HR		1-1 F5		2-0 16 G6-4-3 1B		1-2 G4-3			4	1	2	0	0	0	0										
Troy Glaus, R OBP: 0.357, SLG: 0.520	3-2 1H HR		3-1 F7		0-0 F9		1-0 E 1B			4	1	2	2	0	0	1										
16 Garret Anderson, L OBP: 0.329, SLG: 0.552	2-2 2B			0-0 1B 2B		2-2 G6-4-3 1-2	0-1 F8			4	1	2	0	0	0	2										
Brad Fullmer, L OBP: 0.316, SLG: 0.398	2-1 F8			0-2 G6-3		0-2 E9 1B 2B	0-0 E3 HBP			4	1	1	0	0	0	3										
Tim Salmon, R OBP: 0.348, SLG: 0.372	4-2 2B			4-2 CS 1B		4-2 FC1-5 1B BB	4-1 FC1-6 HBP			1	1	1	0	2	0	0										
Scott Spiezio, S OBP: 0.378, SLG: 0.374	0-0 1H 2H 1B			0-2 P6		0-2 G1-3 FC1-5 1B	1-1 FC1-6			4	1	2	3	0	0	5										
Jorge Fabregas, L OBP: 0.167, SLG: 0.130	0-0 3H 1B			2-2 CS		0-0 F9	0-1 FC1-5 G1-3			4	0	1	1	0	1	2										
Adam Kennedy, L OBP: 0.342, SLG: 0.412	1-3 K			1-3 K		1-2 G1-3	0-1 CS 1B			4	0	1	0	0	2	3										
Inning Stats	R: 5 E: 0 K: 1 S: 21	H: 5 LOB: 1 BB: 1 P: 35	R: 0 E: 0 K: 0 S: 5	H: 0 LOB: 0 BB: 0 P: 9	R: 0 E: 0 K: 0 S: 11	H: 2 LOB: 1 BB: 0 P: 13	R: 0 E: 0 K: 1 S: 6	H: 0 LOB: 0 BB: 0 P: 8	R: 0 E: 0 K: 0 S: 5	H: 1 LOB: 0 BB: 0 P: 9	R: 1 E: 1 K: 0 S: 16	H: 2 LOB: 2 BB: 1 P: 21	R: 0 E: 1 K: 0 S: 10	H: 1 LOB: 3 BB: 0 P: 17	R: 0 E: 0 K: 1 S: 8	H: 1 LOB: 0 BB: 0 P: 11	1B: 7 2B: 4 3B: 0 HR: 1	SF: 0 SAC: 0 DP: 1 HBP: 1	WP: 0 PB: 0 SB: 0 CS: 2	PA: 38						
PITCHER	IP	WLS	BF	H	R	ER	SO	BB	IBB	HBP	BLK	WP	HR	S	P	ERA	WHIP									
Jon Garland, R ERA: 5.95	(1, 1)	5.0	L	24	9	6	5	2	2	0	0	0	0	17	20	0.00	1.200									
Damaso Marte, L ERA: 4.91	(6, 1)	1.2		8	2	0	0	0	0	0	0	0	0	0	17	20	0.00	1.200								
Rocky Biddle, R ERA: 1.93	(7, 1)	1.1		5	1	0	0	1	0	0	0	0	0	11	19	0.00	0.750									

AB	34
R	6
H	12
RBI	6
BB	2
SO	3
LOB	19



Batter	1	2	3	4	5	6	7	8	9	AB	R	H	RBI	BB	SO	LOB	TOP					
Kenny Lofton, L OBP: 0.389, SLG: 0.424 (1, 8)	F8		F7			1B 14 1B	G3		WP BB	4	1	1	0	1	0	1	Chicago White Sox @ Anaheim Angels Edison International Field, Anaheim, CA Sun May 12 2002, 4:05 PM EDT Att: 19,251 - Sunny - 85 F					
Tony Graffanino, R OBP: 0.365, SLG: 0.489 (1, 4)	G4-3					14 1B 1B			K	4	1	2	1	1	1	1						
Frank Thomas, R OBP: 0.374, SLG: 0.464 (1, 10)	K		P4			14 1B	G6-3		K	5	0	1	0	0	2	2						
14 Paul Konerko, R OBP: 0.373, SLG: 0.510 (1, 3)		L5					G4-3			4	0	2	1	1	0	0						
Carlos Lee, R OBP: 0.287, SLG: 0.468 (1, 7)		HR				1B 1B	L4		HR	5	1	1	1	0	1	6						
Sandy Alomar Jr., R OBP: 0.312, SLG: 0.452 (1, 2)		1B					P4			4	0	1	0	0	0	4						
Jose Valentin, S OBP: 0.304, SLG: 0.488 (1, 5)		F8					F8		F9	4	0	1	0	0	1	1						
Aaron Rowand, R OBP: 0.286, SLG: 0.429 Magglio Ordonez, R OBP: 0.395, SLG: 0.638 (8, PH) (8, 9)		G5-3					P3		G6-3	3	0	0	0	0	0	3						
Royce Clayton, R OBP: 0.240, SLG: 0.400 (1, 6)							F9		HR	1	1	1	0	0	0	0						
Inning Stats	R: 0 E: 0 K: 1 S: 11	H: 0 LOB: 0 BB: 0 P: 17	R: 1 E: 0 K: 0 S: 15	H: 2 LOB: 1 BB: 0 P: 22	R: 0 E: 0 K: 1 S: 15	H: 1 LOB: 1 BB: 0 P: 22	R: 0 E: 0 K: 0 S: 14	H: 2 LOB: 2 BB: 0 P: 20	R: 1 E: 0 K: 0 S: 14	H: 3 LOB: 3 BB: 1 P: 24	R: 0 E: 0 K: 1 S: 8	H: 1 LOB: 1 BB: 0 P: 15	R: 1 E: 0 K: 0 S: 16	H: 1 LOB: 0 BB: 0 P: 25	R: 1 E: 0 K: 0 S: 10	H: 1 LOB: 0 BB: 0 P: 17		R: 0 E: 0 K: 2 S: 9	H: 0 LOB: 2 BB: 2 P: 22	1B: 8 2B: 0 3B: 0 HR: 3	SF: 0 SAC: 0 DP: 0 HBP: 0	WP: 1 PB: 0 SB: 1 CS: 0
PITCHER	IP	WLS	BF	H	R	ER	SO	BB	IBB	HBP	BLK	WP	HR	S	P	ERA	WHIP					
Jarrod Washburn, L ERA: 3.8 (1, 1)	5.1		25	8	2	2	3	1	0	0	0	0	1	72	112	3.38	1.688					
Lou Pote, R ERA: 1.99 (6, 1)	1.2	B	7	2	1	1	1	0	0	0	0	0	1	21	35	5.40	1.200					
Al Levine, R ERA: 3.86 (8, 1)	1.0	B	4	1	1	1	0	0	0	0	0	0	1	10	17	9.00	1.000					
Troy Percival, R ERA: 3.72 (9, 1)	1.0	W	5	0	0	0	2	1	1	0	0	1	0	9	22	0.00	1.000					

Batter	1	2	3	4	5	6	7	8	9	AB	R	H	RBI	BB	SO	LOB	BOTTOM				
David Eckstein, R OBP: 0.357, SLG: 0.372 (1, 6)	B1-3	G4-3			F5				S 1B HBP	3	1	0	0	1	0	2	Chicago White Sox @ Anaheim Angels Edison International Field, Anaheim, CA Sun May 12 2002, 4:05 PM EDT Att: 19,251 - Sunny - 85 F				
Darin Erstad, L OBP: 0.318, SLG: 0.353 (1, 8)	G3-1		F8		G3-1				1B IBB	4	0	1	1	1	0	0					
Troy Glaus, R OBP: 0.351, SLG: 0.508 (1, 5)	K		G5-3		P3				1B	5	0	1	1	0	2	2					
16 Garret Anderson, L OBP: 0.321, SLG: 0.537 (1, 10)		G5-3	G3-1						1B	4	0	0	0	0	0	0					
Brad Fullmer, L OBP: 0.325, SLG: 0.394 Scott Spiezio, S OBP: 0.383, SLG: 0.380 (7, 3)		HR BB			2B BB				1B	1	2	0	0	2	0	0					
Tim Salmon, R OBP: 0.352, SLG: 0.410 (1, 9)		HR			F8 1H 2B				F9	4	1	2	3	0	0	1					
Orlando Palmeiro, L OBP: 0.412, SLG: 0.373 (1, 7)		G5-3			F8				BB 1B	4	1	2	0	0	1	2					
Bengie Molina, R OBP: 0.317, SLG: 0.350 (1, 2)		G5-3			FC1-5-2 1B				K	4	0	0	0	0	1	3					
Adam Kennedy, L OBP: 0.348, SLG: 0.410 (1, 4)					3H 1-2 1B				F8	3	0	1	0	1	1	1					
Inning Stats	R: 0 E: 0 K: 1 S: 6	H: 0 LOB: 0 BB: 0 P: 11	R: 2 E: 0 K: 0 S: 17	H: 2 LOB: 2 BB: 2 P: 33	R: 0 E: 0 K: 0 S: 9	H: 0 LOB: 0 BB: 0 P: 13	R: 1 E: 0 K: 0 S: 12	H: 2 LOB: 1 BB: 1 P: 18	R: 0 E: 0 K: 0 S: 8	H: 0 LOB: 0 BB: 0 P: 11	R: 0 E: 0 K: 2 S: 15	H: 0 LOB: 2 BB: 1 P: 21	R: 1 E: 0 K: 1 S: 14	H: 1 LOB: 1 BB: 0 P: 17	R: 1 E: 0 K: 1 S: 9	H: 1 LOB: 2 BB: 1 P: 18		1B: 5 2B: 2 3B: 0 HR: 1	SF: 0 SAC: 0 DP: 0 HBP: 1	WP: 0 PB: 0 SB: 1 CS: 0	PA: 39
PITCHER	IP	WLS	BF	H	R	ER	SO	BB	IBB	HBP	BLK	WP	HR	S	P	ERA	WHIP				
Gary Glover, R ERA: 3.48 (1, 1)	4.0		18	4	3	3	1	3	0	0	0	0	0	16	24	0.00	0.000				
Antonio Osuna, R ERA: 4.5 (5, 1)	2.0		6	0	0	0	0	0	0	0	0	0	0	11	14	13.50	3.000				
Bob Howry, R ERA: 3.24 (7, 1)	0.2		4	1	1	1	1	1	0	0	0	0	0	4	7	0.00	3.000				
Damaso Marte, L ERA: 4.8 (8, 1)	1.2	L	9	2	1	1	2	0	1	1	0	0	0	23	35	5.40	1.200				

Batter	1	2	3	4	5	6	7	8	9	AB	R	H	RBI	BB	SO	LOB	TOP					
David Eckstein, R OBP: 0.353, SLG: 0.373	G5-3	G6-3		G4-3 2B		G6-3		K		5	0	1	0	0	1	2						
Darin Erstad, L OBP: 0.321, SLG: 0.355	HR 1B		16 F 2B	G4-3 1B		K		E5		5	2	2	0	0	1	1						
Troy Glaus, R OBP: 0.359, SLG: 0.530	HR		F3				16 F 16 1B HR	K		4	2	2	2	1	1	2						
16 Garret Anderson, L OBP: 0.323, SLG: 0.532	L4		E5 2B	K			E9 HR 1B		G4-3	5	2	2	0	0	1	2						
Brad Fullmer, L OBP: 0.328, SLG: 0.421	F9		PB 2B		F7		G3		SF8 3B	5	1	2	2	0	0	2						
Tim Salmon, R OBP: 0.367, SLG: 0.458		2B G6-3 1B	WP BB		G4-3 2B		HR		SF8	3	2	3	4	1	0	0						
Scott Spiezio, S OBP: 0.376, SLG: 0.381	G6-3 2B		K		G4-3		K		K	5	0	1	0	0	3	3						
Bengie Molina, R OBP: 0.307, SLG: 0.339	G6-3		G6-3		G5-3		K			4	0	0	1	0	1	4						
Adam Kennedy, L OBP: 0.345, SLG: 0.404	K				F8		G6-3 1B		F8	4	0	1	0	0	1	1						
Inning Stats	R: 2 E: 0 K: 0 S: 15	H: 2 LOB: 0 BB: 0 P: 27	R: 1 E: 0 K: 1 S: 9	H: 2 LOB: 1 BB: 0 P: 11	R: 2 E: 1 K: 1 S: 14	H: 3 LOB: 2 BB: 1 P: 23	R: 0 E: 0 K: 1 S: 10	H: 1 LOB: 2 BB: 1 P: 16	R: 0 E: 0 K: 0 S: 5	H: 1 LOB: 1 BB: 0 P: 6	R: 0 E: 0 K: 1 S: 8	H: 1 LOB: 0 BB: 0 P: 11	R: 3 E: 1 K: 2 S: 13	H: 3 LOB: 0 BB: 0 P: 20	R: 0 E: 1 K: 2 S: 16	H: 0 LOB: 1 BB: 0 P: 22	R: 1 E: 0 K: 1 S: 12	H: 1 LOB: 0 BB: 0 P: 13	1B: 7 2B: 4 3B: 1 HR: 2	SF: 1 SAC: 0 DP: 1 HBP: 0	WP: 1 PB: 1 CS: 0	PA: 43
PITCHER	IP	WLS	BF	H	R	ER	SO	BB	IBB	HBP	BLK	WP	HR	S	P	ERA	WHIP					
24 Nate Cornejo, R ERA: 6.12	2.1	L	14	7	5	5	1	0	0	0	0	0	1	30	47	19.29	3.000					
Jeff Farnsworth, R ERA: 3.45	3.2		15	3	0	0	3	2	0	0	0	1	0	31	47	0.00	1.364					
Jamie Walker, L ERA: 5.59	0.1		3	2	2	2	0	0	0	0	0	0	0	3	5	54.00	6.000					
Julio Santana, R ERA: 3.12	1.2		7	1	1	1	4	0	0	0	0	0	1	26	37	5.40	0.600					
Jose Paniagua, R ERA: 5.6	1.0		4	1	1	1	1	0	0	0	0	0	0	12	13	9.00	1.000					

Anaheim Angels @ Detroit Tigers
Comerica Park, Detroit, MI
Tue May 14 2002, 7:05 PM EDT
Att: 12,745 - Overcast - 58 F

AB 40
R 9
H 14
RBI 9
BB 2
SO 9
LOB 17



Batter	1	2	3	4	5	6	7	8	9	AB	R	H	RBI	BB	SO	LOB	BOTTOM					
Damian Jackson, R OBP: 0.370, SLG: 0.458	F8		G6-3			F5		K		4	0	0	0	0	1	2						
Robert Fick, L OBP: 0.343, SLG: 0.426	G6-3			P4		F8		G5-3		4	0	0	0	0	0	1						
Bobby Higginson, L OBP: 0.329, SLG: 0.478	P2			L9		G3		F8		4	0	0	0	0	0	1						
Randall Simon, L OBP: 0.299, SLG: 0.500		F7		F8		P5		F9		4	0	0	0	0	0	0						
Dmitri Young, S OBP: 0.365, SLG: 0.456		K			HR		K			3	1	1	1	0	2	0						
Shane Halter, R OBP: 0.313, SLG: 0.356	G6-3				K		K			3	0	0	0	0	2	0						
Wendell Magee, R OBP: 0.333, SLG: 0.485			F9 SF7 2B		K			G5-3		3	1	1	0	0	1	0						
Craig Paquette, R OBP: 0.235, SLG: 0.350			F9		F8			1B		3	0	1	0	0	0	1						
Mike Rivera, R OBP: 0.275, SLG: 0.373		SF7						K		2	0	1	1	0	1	1						
Inning Stats	R: 0 E: 0 K: 0 S: 10	H: 0 LOB: 0 BB: 0 P: 16	R: 0 E: 0 K: 1 S: 6	H: 0 LOB: 0 BB: 0 P: 11	R: 1 E: 0 K: 0 S: 10	H: 1 LOB: 0 BB: 0 P: 12	R: 0 E: 0 K: 0 S: 6	H: 0 LOB: 0 BB: 0 P: 11	R: 0 E: 0 K: 2 S: 12	H: 1 LOB: 1 BB: 0 P: 17	R: 0 E: 0 K: 2 S: 10	H: 1 LOB: 1 BB: 0 P: 16	R: 0 E: 0 K: 0 S: 7	H: 0 LOB: 0 BB: 0 P: 9	1B: 2 2B: 1 3B: 0 HR: 1	SF: 1 SAC: 0 DP: 0 HBP: 0	WP: 0 PB: 0 CS: 0	PA: 31				
PITCHER	IP	WLS	BF	H	R	ER	SO	BB	IBB	HBP	BLK	WP	HR	S	P	ERA	WHIP					
Kevin Appier, R ERA: 2.75	7.0	W	24	3	2	2	5	0	0	0	0	0	1	70	107	2.57	0.429					
Ben Weber, R ERA: 4.91	1.0		4	1	0	0	2	0	0	0	0	0	0	10	16	0.00	1.000					
47 Mark Lukasiewicz, L ERA: 1.8	1.0		3	0	0	0	0	0	0	0	0	0	0	7	9	0.00	0.000					

Anaheim Angels @ Detroit Tigers
Comerica Park, Detroit, MI
Tue May 14 2002, 7:05 PM EDT
Att: 12,745 - Overcast - 58 F

AB 30
R 2
H 4
RBI 2
BB 0
SO 7
LOB 6



Batter	1	2	3	4	5	6	7	8	9	AB	R	H	RBI	BB	SO	LOB	TOP
David Eckstein, R (1, 6) OBP: 0.360, SLG: 0.396	1-2 F5	1-1 HR				4-2 G4-3 BLK	0-2 WP		3-2 F9	4	1	3	1	0	0		
Darin Erstad, L (1, 8) OBP: 0.334, SLG: 0.357	1-1 WP	0-2 F8				1-3 G4-3	2-3 K		1-1 2B	5	2	2	0	0	1	2	
Orlando Palmeiro, L (9, 7) OBP: 0.412, SLG: 0.373	16 WP					1-3	1-2 K		2B	0	0	0	0	0	0	0	
Troy Glaus, R (1, 5) OBP: 0.361, SLG: 0.540	2-3 K				0-0 F9	2-0 P4			1-1 2B	5	1	2	0	0	1	2	
16 Garret Anderson, L (1, 7) OBP: 0.325, SLG: 0.528	0-0				0-3 K	1-1 F9			0-1 2B	5	0	2	2	0	2	2	
Julio Ramirez, R (9, PR) OBP: 0.455, SLG: 0.900	2H								2-3 BLK	0	0	0	0	0	0	0	
Tim Salmon, R (1, 9) OBP: 0.362, SLG: 0.448	2-3 K				3-1 F9	2-1 1B			2-3 K	5	1	1	0	0	2	3	
Bengie Molina, R (1, 2) OBP: 0.303, SLG: 0.333		2-2 E9			3-2 G5-3	1-2 1B			1-2 F8	5	1	1	0	0	0	3	
Scott Spiezio, S (1, 3) OBP: 0.372, SLG: 0.376		3-3 K			2-0 F7	0-0 FC3-2			2-1 G3	4	1	1	1	0	1	1	
Brad Fullmer, L (1, 10) OBP: 0.326, SLG: 0.441		1-3 K			2-0 F7	1-3 1B			0-1 HR	4	2	1	1	0	1	3	
Jose Nieves, R (1, 4) OBP: 0.268, SLG: 0.317		1-1 HR			0-2 G6-3	1-2 WP			1-2 F8	4	1	1	1	0	0	2	
Inning Stats	R: 1 H: 2 E: 0 K: 2 S: 13	H: 2 R: 1 ER: 1 LOB: 1 BB: 0 P: 19	R: 3 H: 2 E: 1 K: 2 S: 16	R: 0 H: 1 E: 0 K: 1 S: 10	R: 0 H: 0 E: 0 K: 0 S: 6	R: 0 H: 0 E: 0 K: 0 S: 7	R: 3 H: 4 E: 0 K: 1 S: 17	R: 0 H: 0 E: 0 K: 1 S: 9	R: 1 H: 1 E: 0 K: 0 S: 9	R: 2 H: 3 E: 0 K: 1 S: 15	1B: 9 2B: 2 3B: 0 HR: 2	SF: 0 SAC: 0 DP: 0 HBP: 0	WP: 4 PB: 0 SB: 0 CS: 0	PA: 42			
PITCHER	IP WLS BF H R ER SO BB IBB HBP BLK WP HR S P ERA WHIP	IP WLS BF H R ER SO BB IBB HBP BLK WP HR S P ERA WHIP	IP WLS BF H R ER SO BB IBB HBP BLK WP HR S P ERA WHIP	IP WLS BF H R ER SO BB IBB HBP BLK WP HR S P ERA WHIP	IP WLS BF H R ER SO BB IBB HBP BLK WP HR S P ERA WHIP	IP WLS BF H R ER SO BB IBB HBP BLK WP HR S P ERA WHIP	IP WLS BF H R ER SO BB IBB HBP BLK WP HR S P ERA WHIP	IP WLS BF H R ER SO BB IBB HBP BLK WP HR S P ERA WHIP	IP WLS BF H R ER SO BB IBB HBP BLK WP HR S P ERA WHIP	IP WLS BF H R ER SO BB IBB HBP BLK WP HR S P ERA WHIP	IP WLS BF H R ER SO BB IBB HBP BLK WP HR S P ERA WHIP	IP WLS BF H R ER SO BB IBB HBP BLK WP HR S P ERA WHIP	IP WLS BF H R ER SO BB IBB HBP BLK WP HR S P ERA WHIP	IP WLS BF H R ER SO BB IBB HBP BLK WP HR S P ERA WHIP	IP WLS BF H R ER SO BB IBB HBP BLK WP HR S P ERA WHIP	IP WLS BF H R ER SO BB IBB HBP BLK WP HR S P ERA WHIP	IP WLS BF H R ER SO BB IBB HBP BLK WP HR S P ERA WHIP
Mark Redman, L (1, 1) ERA: 5.33	6.0 L 29 9 7 4 6 1 0 0 0 1 3 1 69 110 6.00 1.667	2.0 7 1 1 1 1 0 0 0 0 0 1 18 26 4.50 0.500	1.0 6 3 2 2 1 0 0 0 0 1 0 0 15 23 18.00 3.000														
Jose Lima, R (7, 1) ERA: 10.47																	
Fernando Rodney, R (9, 1) ERA: 9.82																	

Anaheim Angels @ Detroit Tigers
Comerica Park, Detroit, MI
Wed May 15 2002, 7:05 PM EDT
Att. 12,314 - Sunny - 66 F

AB	41
R	10
H	13
RBI	8
BB	1
SO	8
LOB	18



Batter	1	2	3	4	5	6	7	8	9	AB	R	H	RBI	BB	SO	LOB	BOTTOM
Damian Jackson, R (1, 4) OBP: 0.362, SLG: 0.431	3-3 K		4-1 BB			3-2 F9			1-1 F8	3	0	0	0	1	1	3	
Robert Flick, L (1, 9) OBP: 0.347, SLG: 0.424	3-1 1B		3-3 K			4-1 1B			1-0 F7	3	1	1	0	1	1	2	
Bobby Higginson, L (1, 7) OBP: 0.327, SLG: 0.472	1-2 G6-4-3				2-1 F8	0-0 F8			3-2 L6	4	0	1	0	0	0	1	
Dmitri Young, S (1, 10) OBP: 0.343, SLG: 0.426	0-2 G6-4-3				1-0 G5-3	1-2 F8			3-3 K	4	0	0	0	0	1	3	
Randall Simon, L (1, 3) OBP: 0.298, SLG: 0.491		2-1 G4-3			0-0 G4-3	2-0 1B			0-0 G6-3	4	0	1	0	0	0	0	
Shane Halter, R (1, 6) OBP: 0.312, SLG: 0.353		1-3 K			1-3 K	0-0 1B			1-1 F7	4	0	1	1	0	2	0	
Craig Paquette, R (1, 5) OBP: 0.235, SLG: 0.341		0-0 G6-3			4-1 1B	0-0 L4			0-3 K	3	0	0	0	1	1	2	
Wendell Magee, R (1, 8) OBP: 0.321, SLG: 0.467			2-2 L8		0-2 L7				0-0 F8	4	0	0	0	0	0	1	
Mike Rivera, R (1, 2) OBP: 0.289, SLG: 0.385			0-0 F9		3-2 1B				1-2 WP	3	0	2	0	0	0	0	
Inning Stats	R: 0 H: 2 E: 1 K: 1 S: 12	R: 0 H: 0 E: 0 K: 1 S: 6	R: 0 H: 0 E: 0 K: 1 S: 8	R: 0 H: 0 E: 0 K: 0 S: 4	R: 0 H: 1 E: 0 K: 1 S: 15	R: 0 H: 1 E: 0 K: 0 S: 8	R: 1 H: 2 E: 0 K: 0 S: 8	R: 0 H: 1 E: 0 K: 1 S: 9	R: 0 H: 0 E: 0 K: 1 S: 8	R: 0 H: 0 E: 0 K: 1 S: 6	1B: 6 2B: 0 3B: 0 HR: 0	SF: 0 SAC: 0 DP: 1 HBP: 0	WP: 1 PB: 0 SB: 0 CS: 0	PA: 35			
PITCHER	IP WLS BF H R ER SO BB IBB HBP BLK WP HR S P ERA WHIP	IP WLS BF H R ER SO BB IBB HBP BLK WP HR S P ERA WHIP	IP WLS BF H R ER SO BB IBB HBP BLK WP HR S P ERA WHIP	IP WLS BF H R ER SO BB IBB HBP BLK WP HR S P ERA WHIP	IP WLS BF H R ER SO BB IBB HBP BLK WP HR S P ERA WHIP	IP WLS BF H R ER SO BB IBB HBP BLK WP HR S P ERA WHIP	IP WLS BF H R ER SO BB IBB HBP BLK WP HR S P ERA WHIP	IP WLS BF H R ER SO BB IBB HBP BLK WP HR S P ERA WHIP	IP WLS BF H R ER SO BB IBB HBP BLK WP HR S P ERA WHIP	IP WLS BF H R ER SO BB IBB HBP BLK WP HR S P ERA WHIP	IP WLS BF H R ER SO BB IBB HBP BLK WP HR S P ERA WHIP	IP WLS BF H R ER SO BB IBB HBP BLK WP HR S P ERA WHIP	IP WLS BF H R ER SO BB IBB HBP BLK WP HR S P ERA WHIP	IP WLS BF H R ER SO BB IBB HBP BLK WP HR S P ERA WHIP	IP WLS BF H R ER SO BB IBB HBP BLK WP HR S P ERA WHIP	IP WLS BF H R ER SO BB IBB HBP BLK WP HR S P ERA WHIP	IP WLS BF H R ER SO BB IBB HBP BLK WP HR S P ERA WHIP
Aaron Sele, R (1, 1) ERA: 5.1	7.0 W 29 6 1 1 4 3 0 0 0 0 0 0 62 106 1.29 1.286	1.0 3 0 0 0 1 0 0 0 0 0 0 8 14 0.00 0.000	1.0 3 0 0 0 1 0 0 0 0 0 0 6 7 0.00 0.000														
Dennis Cook, L (8, 1) ERA: 1.46																	
Matt Wise, R (9, 1) ERA: 2.25																	

Anaheim Angels @ Detroit Tigers
Comerica Park, Detroit, MI
Wed May 15 2002, 7:05 PM EDT
Att. 12,314 - Sunny - 66 F

AB	32
R	1
H	6
RBI	1
BB	3
SO	6
LOB	12



Batter	1	2	3	4	5	6	7	8	9	AB	R	H	RBI	BB	SO	LOB	TOP					
David Eckstein, R (1, 6) OBP: 0.355, SLG: 0.390	G6-3		K			P5		G4-3		5	1	1	0	0	1	0	Anaheim Angels @ Chicago White Sox Comiskey Park, Chicago, IL Fri May 17 2002, 8:05 PM EDT Att: 12,736 - Overcast - 42 F					
Darin Erstad, L (1, 8) OBP: 0.333, SLG: 0.373	2B		BB			P6		G3		5	2	3	0	0	0	0						
Troy Glaus, R (1, 5) OBP: 0.362, SLG: 0.552	E6		BB			K		HR		4	2	1	1	1	1	3						
16 Garret Anderson, L (1, 7) OBP: 0.322, SLG: 0.518	L7		E4			BB		F7		5	1	1	0	0	0	3						
Brad Fullmer, L (1, 10) OBP: 0.336, SLG: 0.443	K		BB			FC3-6		K		4	0	2	2	1	2	2						
Tim Salmon, R (1, 9) OBP: 0.369, SLG: 0.445			F8			FC3-6		HR		3	1	1	1	2	0	3						
Scott Spiezio, S (1, 3) OBP: 0.376, SLG: 0.407	F8		BB			FC3-6		HR		4	1	2	3	0	0	3						
Bengie Molina, R (1, 2) OBP: 0.294, SLG: 0.323	G6-4-3		G4-6-3			F9		G6-3		4	0	0	0	0	0	4						
Adam Kennedy, L (1, 4) OBP: 0.333, SLG: 0.389			G6-3			P6		F7		4	0	0	0	0	1	0						
Inning Stats	R: 0 E: 1 K: 1 S: 13	H: 1 LOB: 2 BB: 0 P: 21	R: 0 E: 0 K: 0 S: 3	H: 0 LOB: 0 BB: 1 P: 7	R: 2 E: 1 K: 1 S: 13	H: 2 LOB: 2 BB: 1 P: 24	R: 0 E: 0 K: 0 S: 4	H: 1 LOB: 0 BB: 0 P: 8	R: 3 E: 0 K: 1 S: 15	H: 3 LOB: 2 BB: 2 P: 30	R: 0 E: 0 K: 1 S: 7	H: 0 LOB: 0 BB: 0 P: 13	R: 0 E: 0 K: 1 S: 7	H: 0 LOB: 0 BB: 0 P: 10	R: 2 E: 0 K: 0 S: 14	H: 2 LOB: 0 BB: 0 P: 19	R: 1 E: 0 K: 0 S: 10	H: 2 LOB: 1 BB: 0 P: 18	1B: 8 2B: 1 3B: 0 HR: 2	SF: 0 SAC: 0 DP: 2 HBP: 0	WP: 0 PB: 0 SB: 0 CS: 0	PA: 42
PITCHER	IP	WLS	BF	H	R	ER	SO	BB	IBB	HBP	BLK	WP	HR	S	P	ERA	WHIP					
Jon Garland, R (1, 1) ERA: 5.98	4.1	L	24	7	5	3	3	4	0	0	0	0	0	44	84	6.23	2.538					
Antonio Osuna, R (5, 1) ERA: 3.91	2.0		6	0	0	0	1	0	0	0	0	0	0	12	20	0.00	0.000					
Damaso Marte, L (7, 1) ERA: 4.6	0.2		2	0	0	0	1	0	0	0	0	0	0	6	9	0.00	0.000					
Bob Howry, R (8, 1) ERA: 3.86	1.0		5	2	2	2	0	0	0	0	0	0	1	14	19	18.00	2.000					
Keith Foulke, R (9, 1) ERA: 4.42	1.0		5	2	1	1	0	0	0	0	0	0	1	10	18	9.00	2.000					

Batter	1	2	3	4	5	6	7	8	9	AB	R	H	RBI	BB	SO	LOB	BOTTOM					
Ray Durham, S (1, 4) OBP: 0.364, SLG: 0.369	1B		K			L9		HBP		4	1	1	0	0	2	2	Anaheim Angels @ Chicago White Sox Comiskey Park, Chicago, IL Fri May 17 2002, 8:05 PM EDT Att: 12,736 - Overcast - 42 F					
Tony Graffanino, R (1, 5) OBP: 0.400, SLG: 0.590	1B		G1-3			1B		F8		5	2	2	0	0	1	1						
Magglio Ordonez, R (1, 9) OBP: 0.389, SLG: 0.613	1B		F8			1B		G5-3		4	0	2	1	0	0	0						
14 Paul Konerko, R (1, 3) OBP: 0.360, SLG: 0.503	F8		G5-3			F7		K		4	0	0	0	0	1	4						
Frank Thomas, R (1, 10) OBP: 0.392, SLG: 0.507	BB					2B		L7		3	1	2	1	1	0	0						
Carlos Lee, R (1, 7) OBP: 0.289, SLG: 0.446	SF8		F9			P4		F3		3	0	0	1	0	0	3						
Sandy Alomar Jr., R (1, 2) OBP: 0.311, SLG: 0.430	G3		1B			L4		G4-3		4	0	1	0	0	0	4						
Aaron Rowand, R (1, 8) OBP: 0.233, SLG: 0.367			G5-3			G5-3		K		4	0	1	1	0	1	0						
Royce Clayton, R (1, 6) OBP: 0.238, SLG: 0.376			G5-3			G4-3		F8		3	0	0	0	0	0	2						
Jose Valentin, S (9, PH) OBP: 0.313, SLG: 0.478										1	0	0	0	0	0	0						
Inning Stats	R: 2 E: 0 K: 0 S: 10	H: 3 LOB: 2 BB: 1 P: 20	R: 0 E: 0 K: 1 S: 5	H: 0 LOB: 0 BB: 0 P: 9	R: 0 E: 0 K: 0 S: 5	H: 0 LOB: 0 BB: 0 P: 8	R: 1 E: 0 K: 0 S: 11	H: 3 LOB: 2 BB: 0 P: 14	R: 1 E: 0 K: 0 S: 12	H: 3 LOB: 2 BB: 0 P: 20	R: 0 E: 0 K: 0 S: 10	H: 0 LOB: 1 BB: 0 P: 14	R: 0 E: 0 K: 1 S: 8	H: 0 LOB: 0 BB: 0 P: 16	R: 0 E: 0 K: 1 S: 7	H: 0 LOB: 0 BB: 0 P: 14	R: 0 E: 0 K: 2 S: 11	H: 0 LOB: 0 BB: 0 P: 16	1B: 7 2B: 2 3B: 0 HR: 0	SF: 1 SAC: 0 DP: 0 HBP: 1	WP: 0 PB: 0 SB: 0 CS: 0	PA: 38
PITCHER	IP	WLS	BF	H	R	ER	SO	BB	IBB	HBP	BLK	WP	HR	S	P	ERA	WHIP					
Scott Schoeneweis, L (1, 1) ERA: 5.29	5.0	W	25	9	4	4	1	1	0	0	0	0	0	43	71	7.20	2.000					
Lou Poffo, R (6, 1) ERA: 1.71	2.0	H	7	0	0	0	1	0	0	0	1	0	0	18	30	0.00	0.000					
Al Levine, R (8, 1) ERA: 3.48	2.0	S	6	0	0	0	3	0	0	0	0	0	0	18	30	0.00	0.000					

Batter	1	2	3	4	5	6	7	8	9	AB	R	H	RBI	BB	SO	LOB	TOP								
David Eckstein, R (1, 6) OBP: 0.349, SLG: 0.381	E5 1B 2B	G4-3			SH5-4		F9		S	4	1	1	1	0	0	0	Anaheim Angels @ Chicago White Sox Comiskey Park, Chicago, IL Sun May 19 2002, 2:05 PM EDT Att: 19,869 - Sunny - 50 F								
Darin Erstad, L (1, 8) OBP: 0.344, SLG: 0.396	2B 1B		G6-3		2B		K		1B	5	1	3	2	0	1	0									
Troy Glaus, R (1, 5) OBP: 0.370, SLG: 0.553	G1-3 1B 2B		K		F7			1B	F8	5	1	2	2	0	1	3									
16 Garret Anderson, L (1, 7) OBP: 0.304, SLG: 0.489	F9		K		F7			P6	F7	5	0	0	0	0	1	5									
Tim Salmon, R (1, 10) OBP: 0.373, SLG: 0.433	G1-3			K		G5-4-3 1B BB		1B		3	0	1	0	1	1	1									
Bengie Molina, R (1, 2) OBP: 0.310, SLG: 0.328	1B			F8		G5-4-3 1B		G6-4-3 1BB		3	0	2	1	1	0	0									
Scott Spiezio, S (1, 3) OBP: 0.366, SLG: 0.388	F5			G6-3		G5-4-3		G6-4-3		4	0	0	0	0	0	6									
Julio Ramirez, R (1, 9) OBP: 0.429, SLG: 0.769		G5-3			SH5-4 1B 2B		K		S 1B 2B	3	1	1	0	0	1	1									
Otlando Palmeiro, L (9, PH) OBP: 0.420, SLG: 0.400										1	1	1	0	0	0	0									
Jose Nieves, R (1, 4) OBP: 0.267, SLG: 0.311	G5-3				SH5-4 1B		G1-3		K	4	1	1	0	0	1	1									
Inning Stats	R: 3 E: 1 K: 0 S: 13	H: 3 LOB: 1 BB: 0 P: 22	R: 0 E: 0 K: 0 S: 7	H: 0 LOB: 0 BB: 0 P: 10	R: 0 E: 0 K: 2 S: 7	H: 0 LOB: 0 BB: 0 P: 11	R: 0 E: 0 K: 1 S: 6	H: 0 LOB: 0 BB: 0 P: 6	R: 2 E: 0 K: 0 S: 12	H: 3 LOB: 1 BB: 0 P: 13	R: 0 E: 0 K: 1 S: 11	H: 1 LOB: 1 BB: 1 P: 19	R: 0 E: 0 K: 1 S: 9	H: 0 LOB: 0 BB: 0 P: 12	R: 0 E: 0 K: 0 S: 8	H: 2 LOB: 2 BB: 1 P: 16	R: 1 E: 0 K: 1 S: 15	H: 3 LOB: 2 BB: 0 P: 23	1B: 9 2B: 3 3B: 0 HR: 0	SF: 0 SAC: 1 DP: 2 HBP: 0	WP: 0 PB: 0 SB: 3 CS: 0	PA: 40			
PITCHER	IP	WLS	BF	H	R	ER	SO	BB	IBB	HBP	BLK	WP	HR	S	P	ERA	WHIP								
56 Mark Buehrle, L (1, 1) ERA: 3.31	8.0	L	34	9	5	3	5	1	1	0	0	0	0	73	109	3.38	1.250								
Matt Ginter, R (9, 1) ERA: 5.4	1.0		6	3	1	1	1	0	0	0	0	0	0	15	23	9.00	3.000								

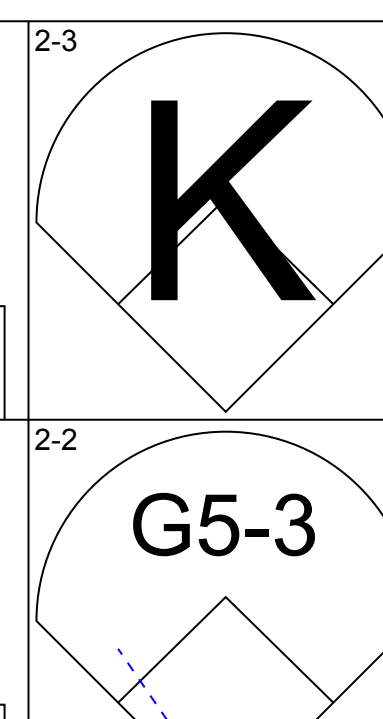
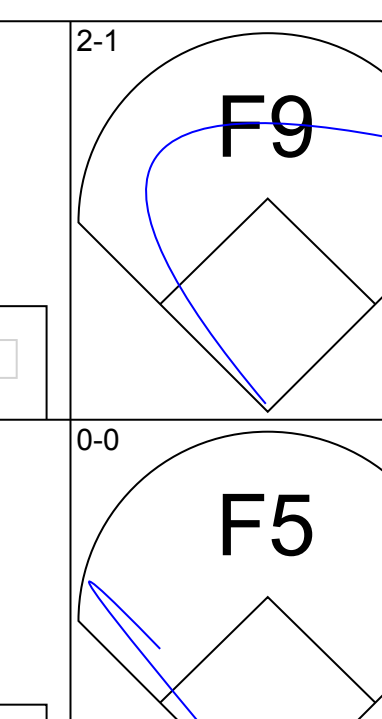
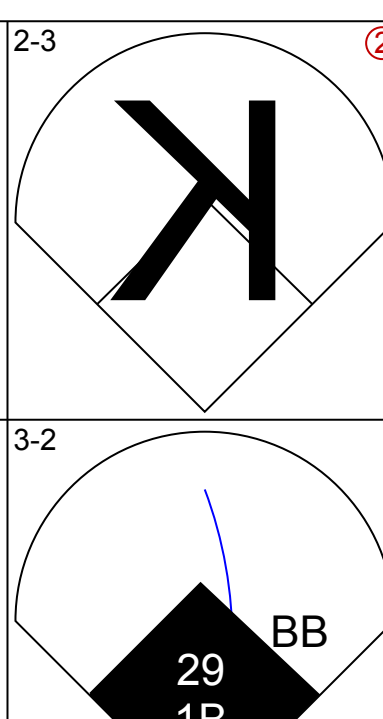

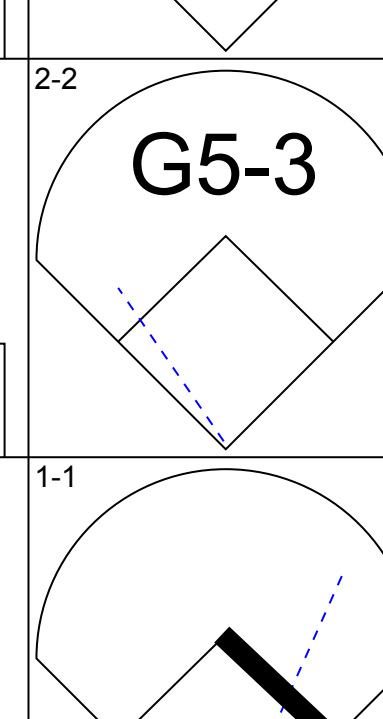
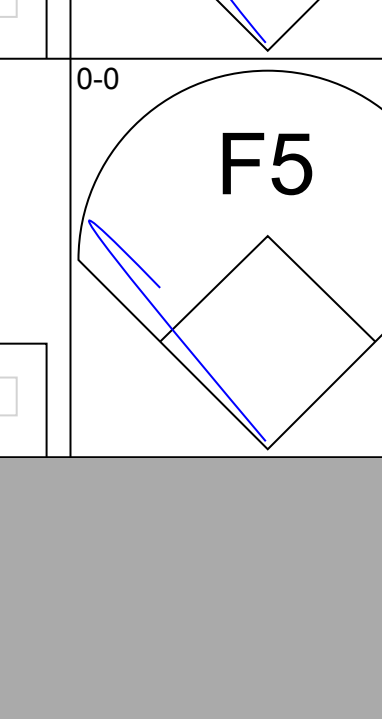
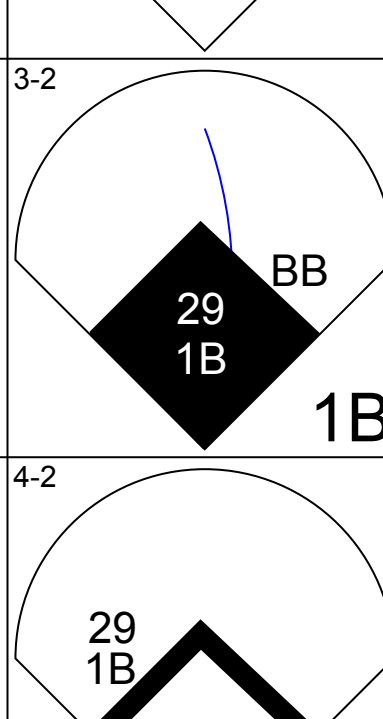
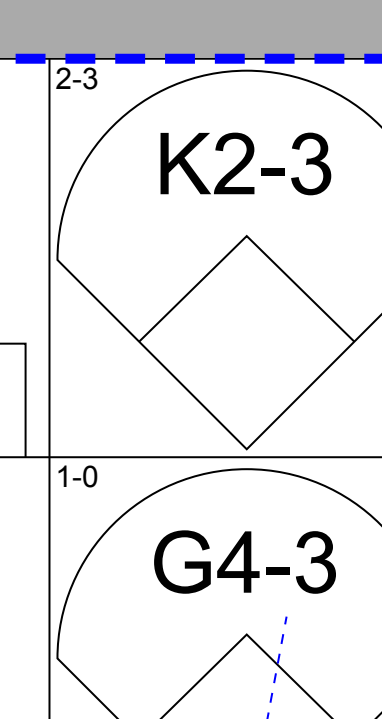
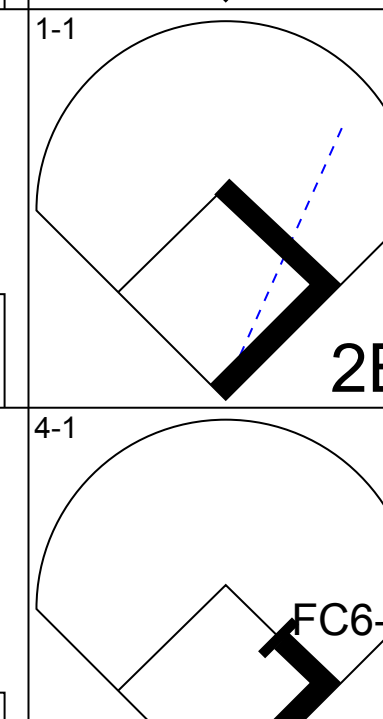
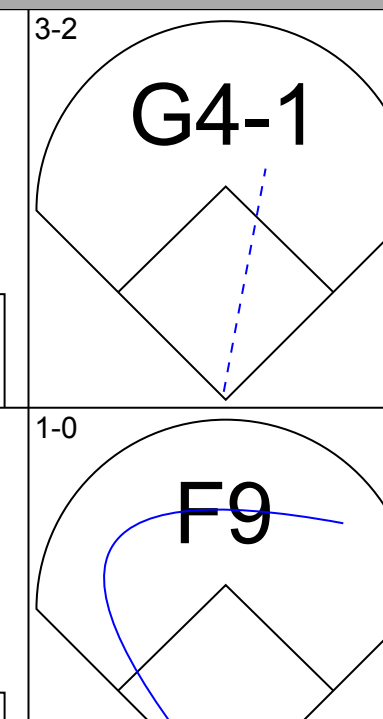
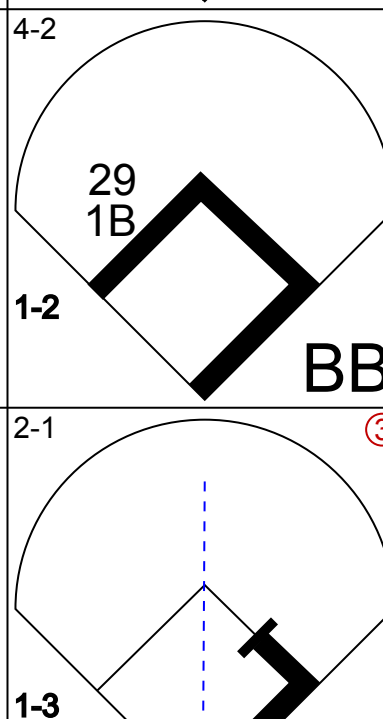
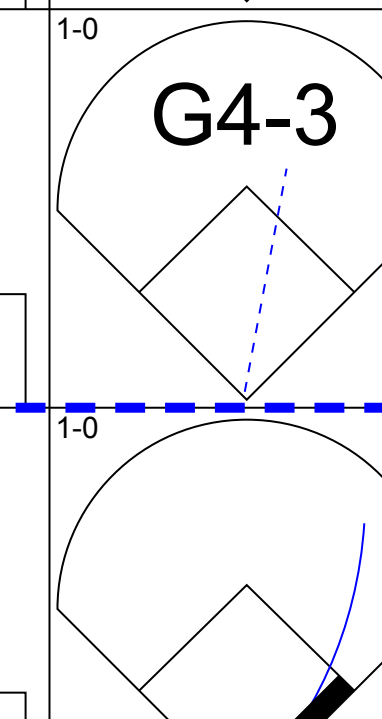
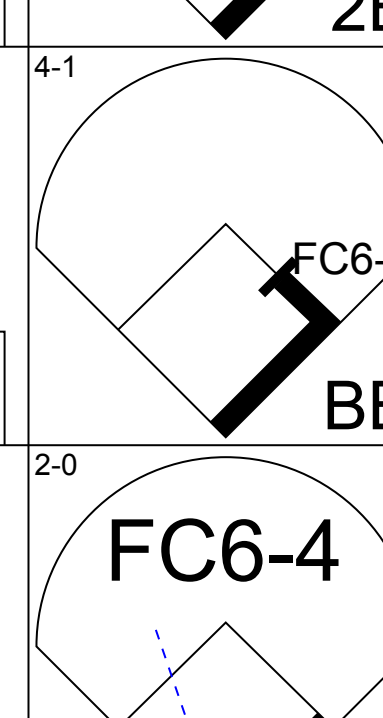
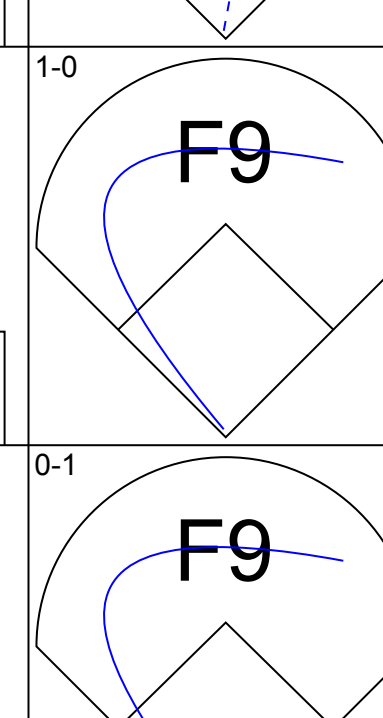
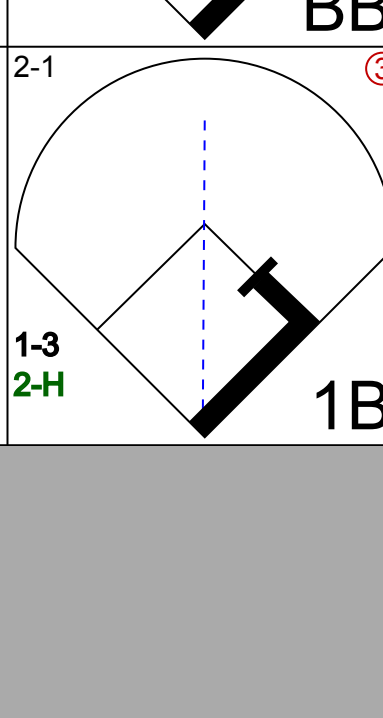
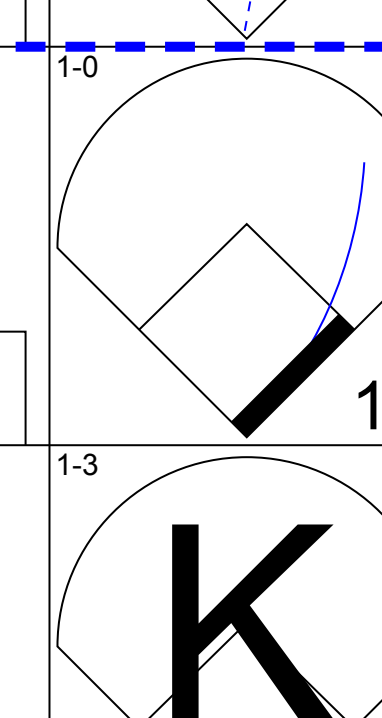
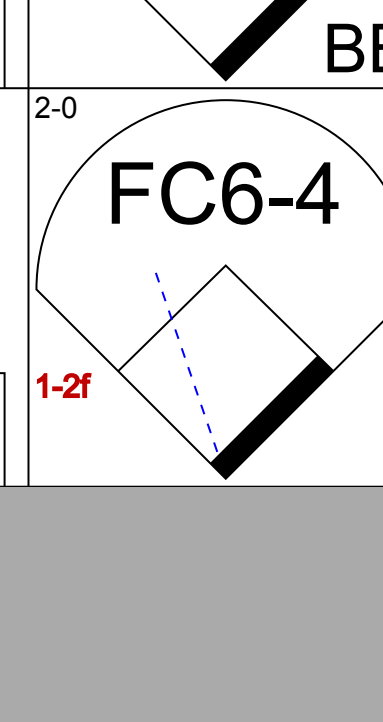
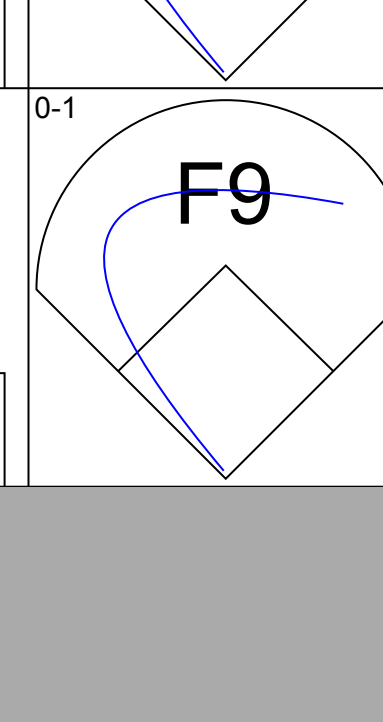
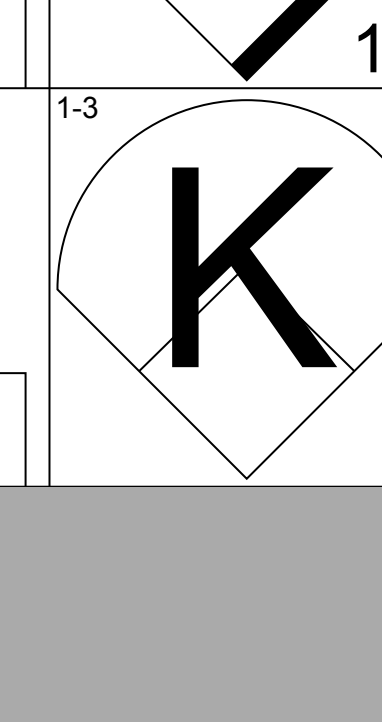
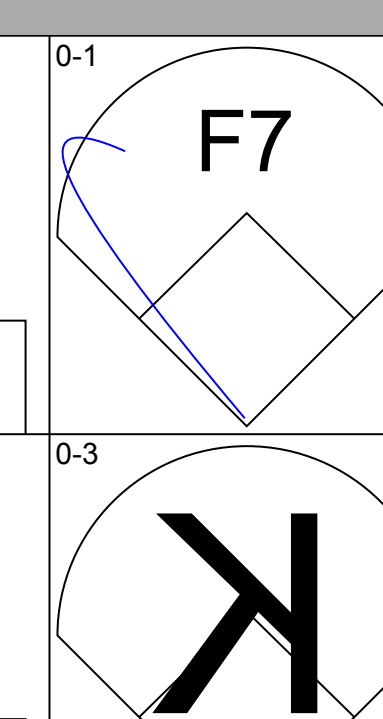
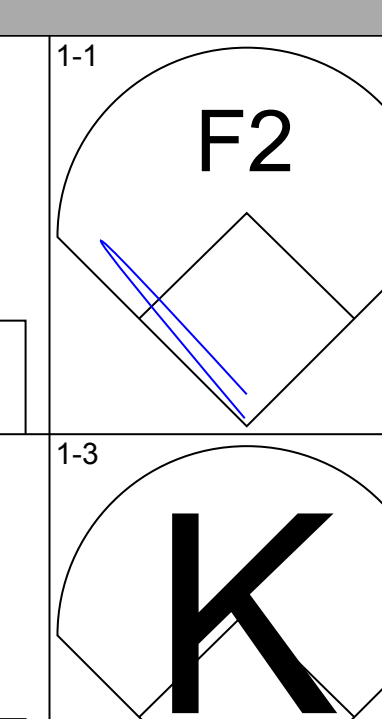
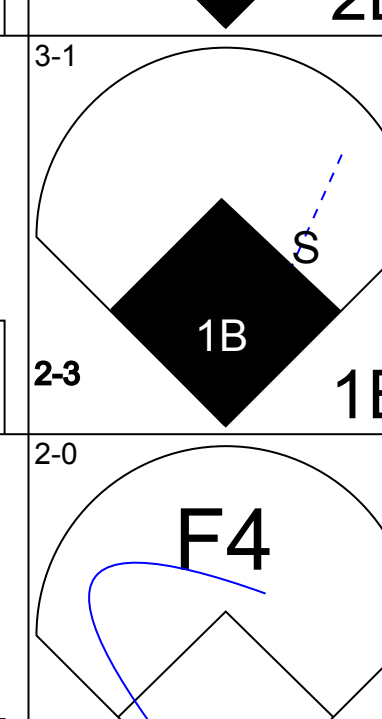
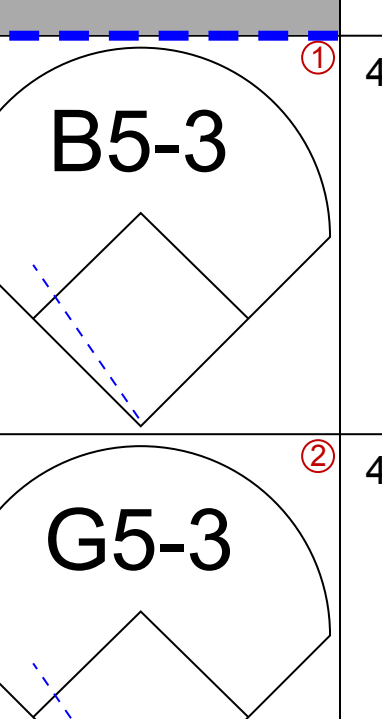
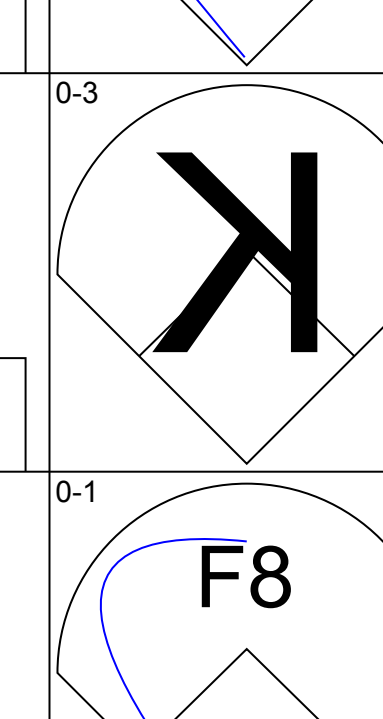
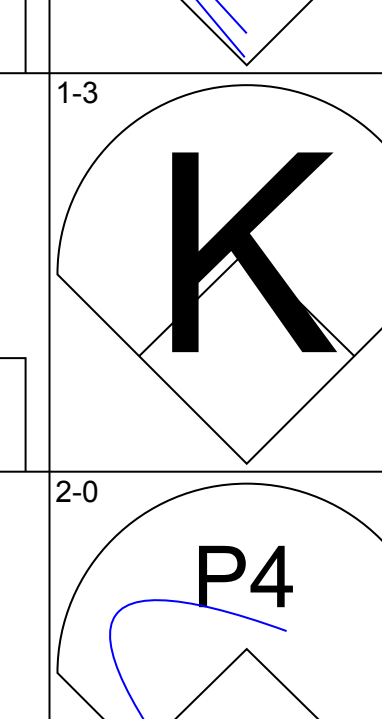
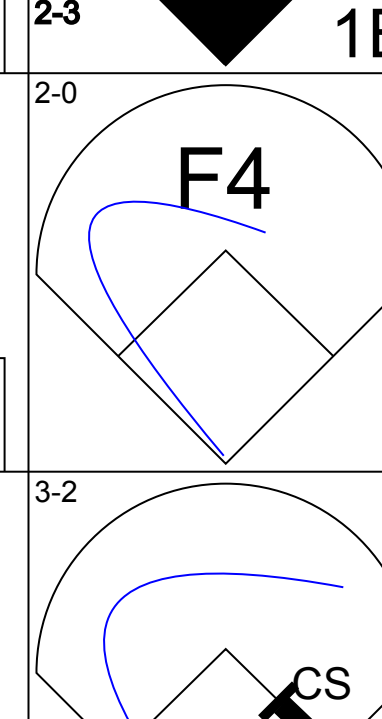
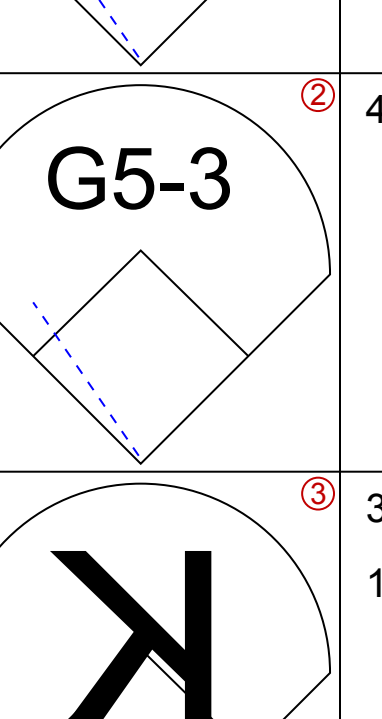
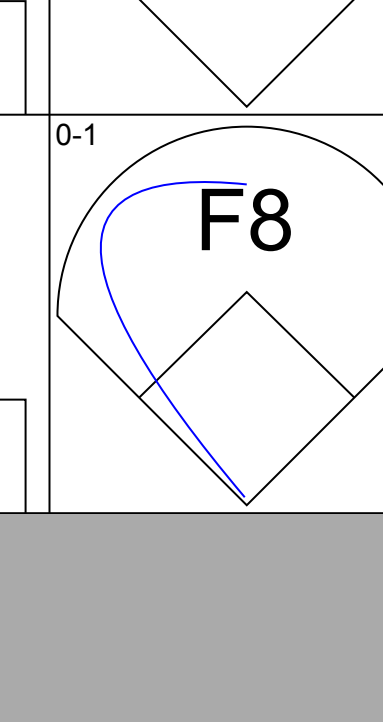
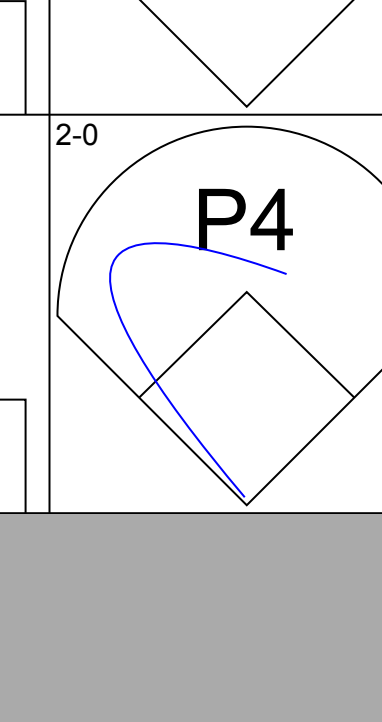
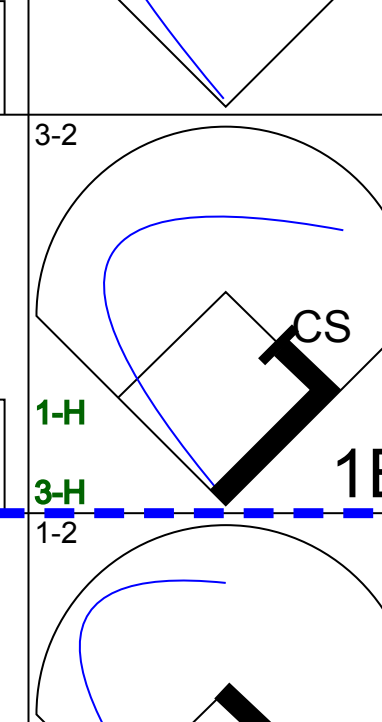
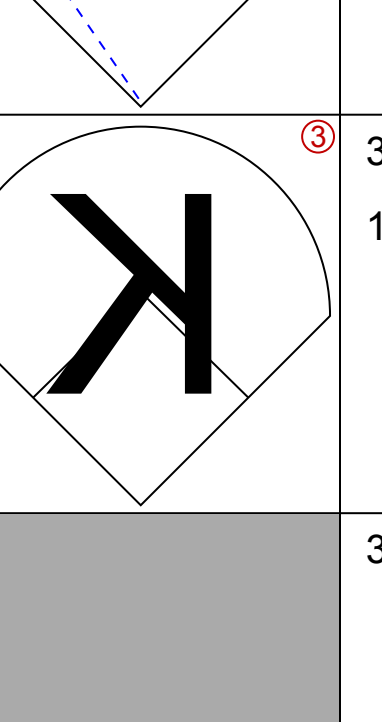
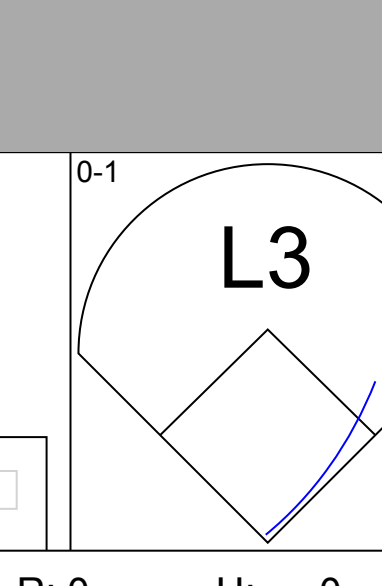
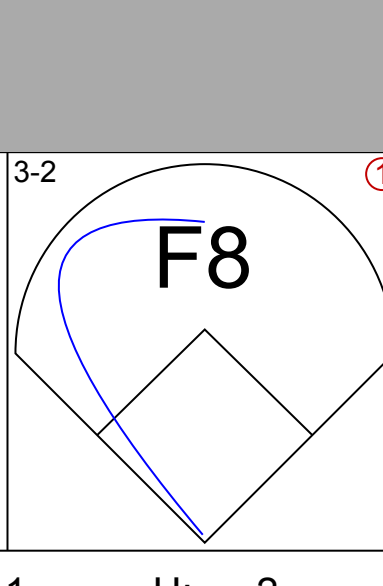
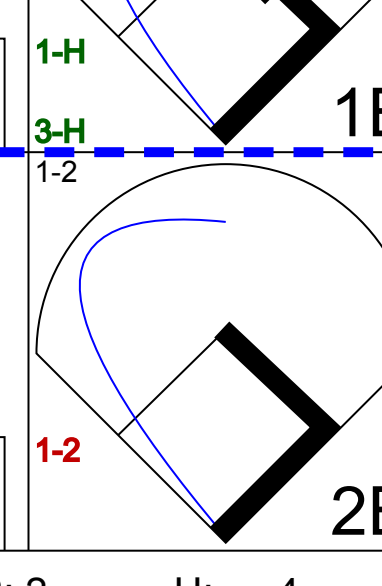
AB	37
R	6
H	12
RBI	6
BB	2
SO	6
LOB	17

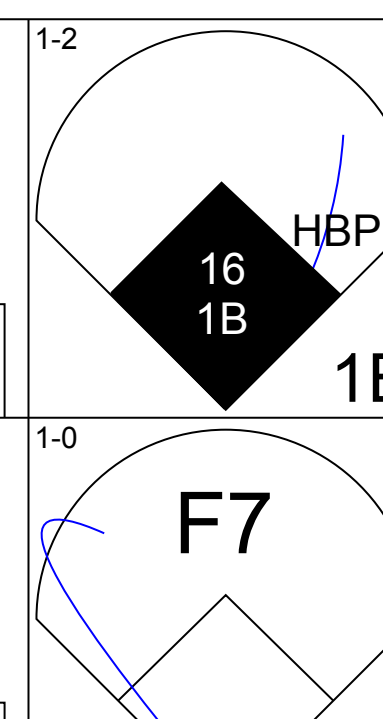
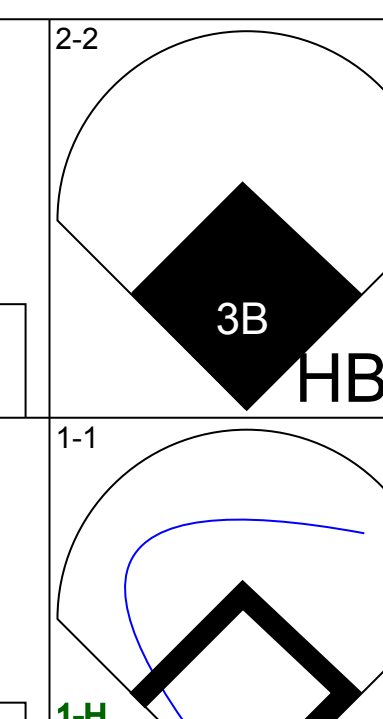
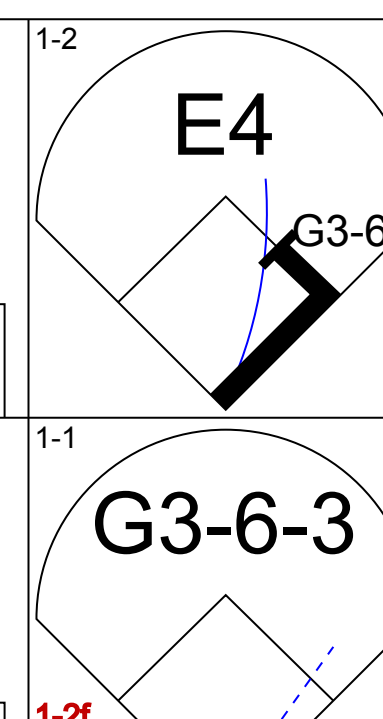
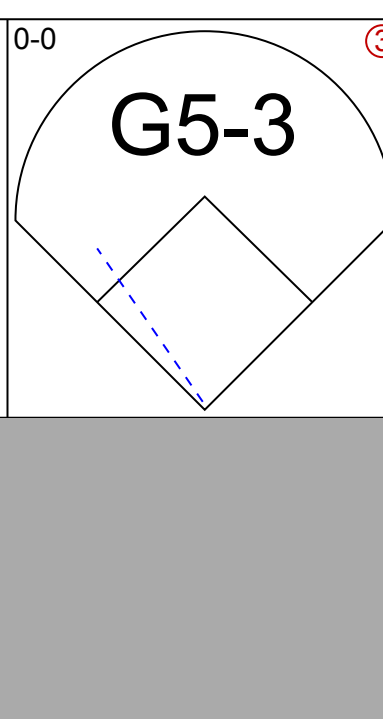
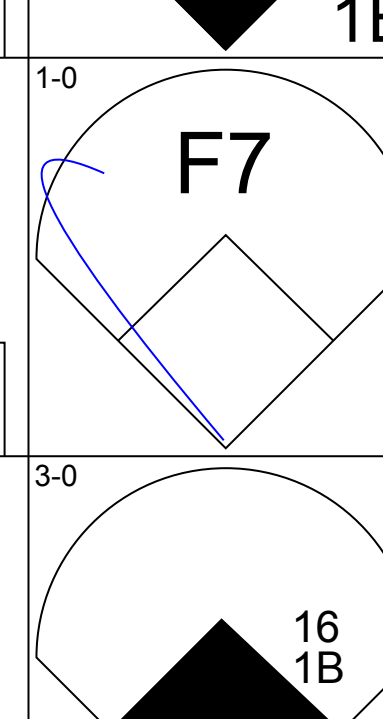
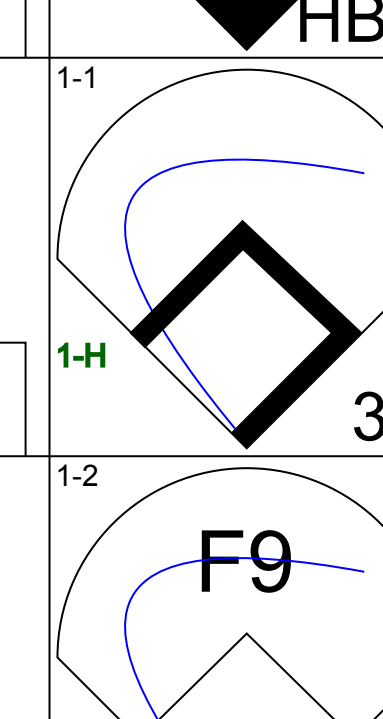
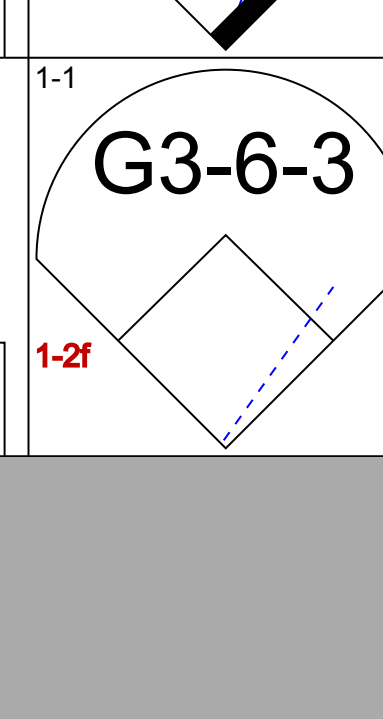
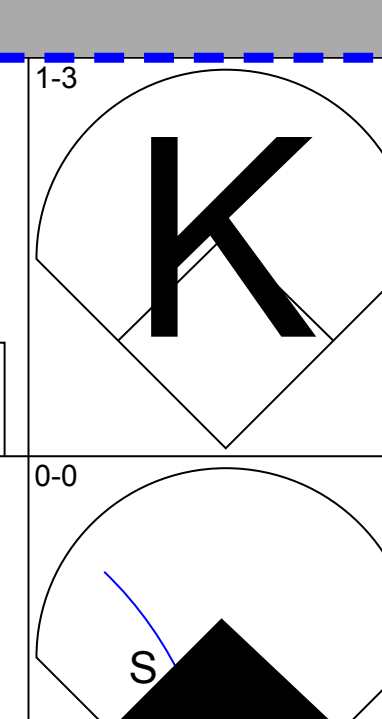
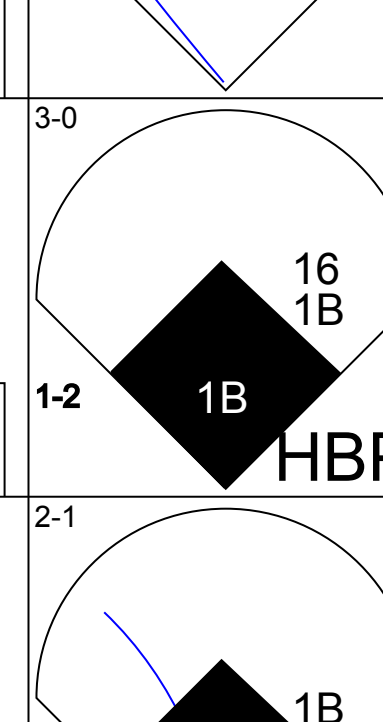
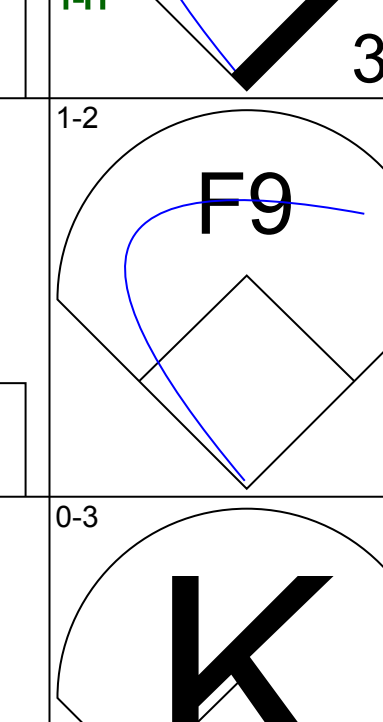
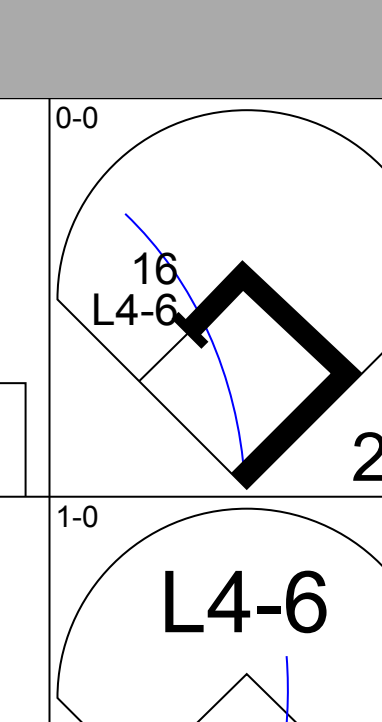
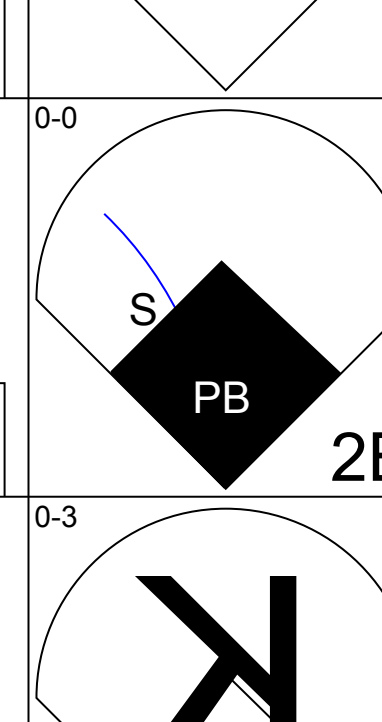
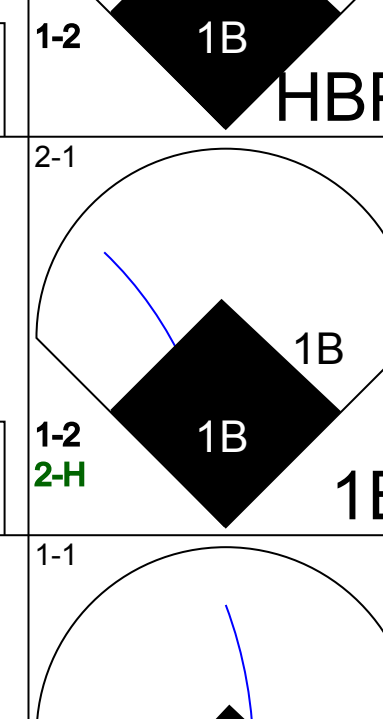
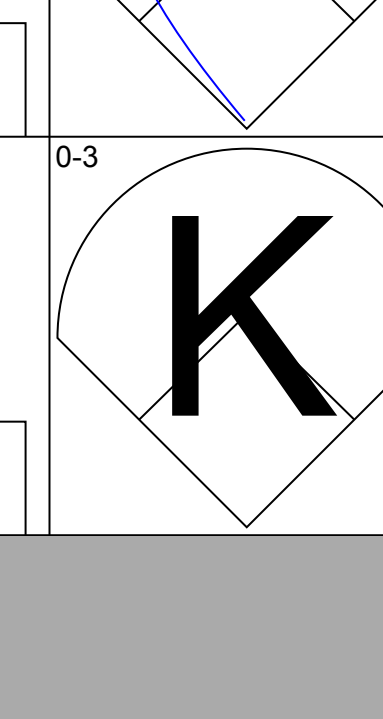
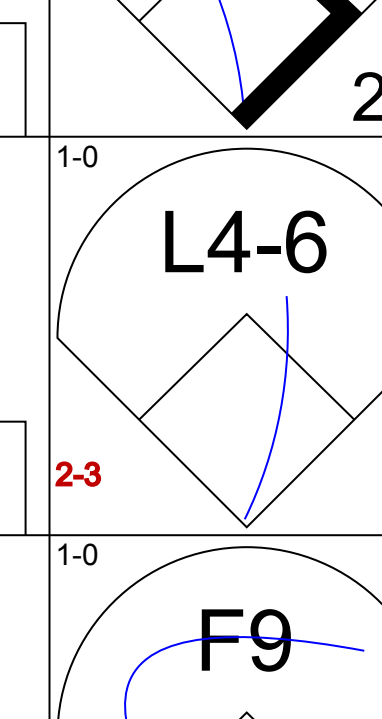
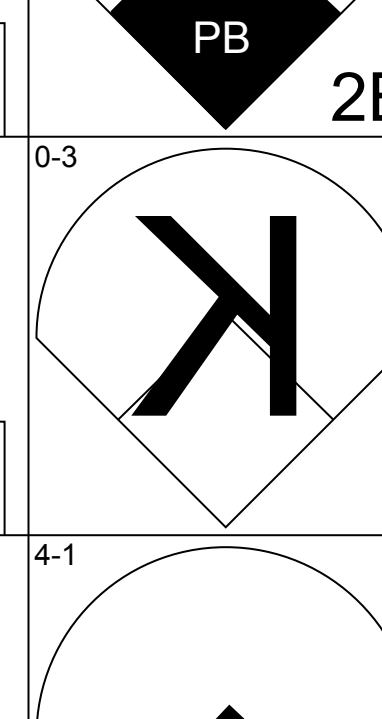
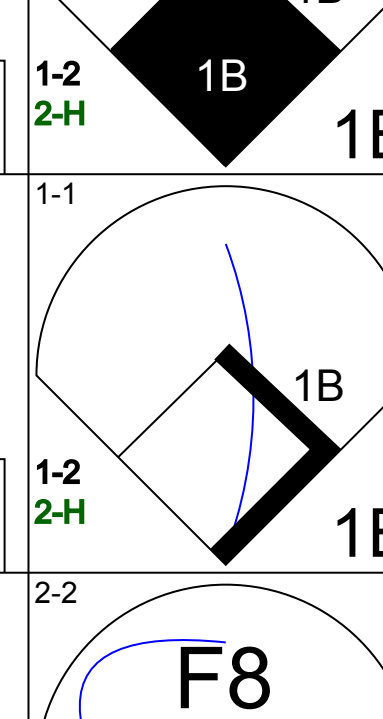
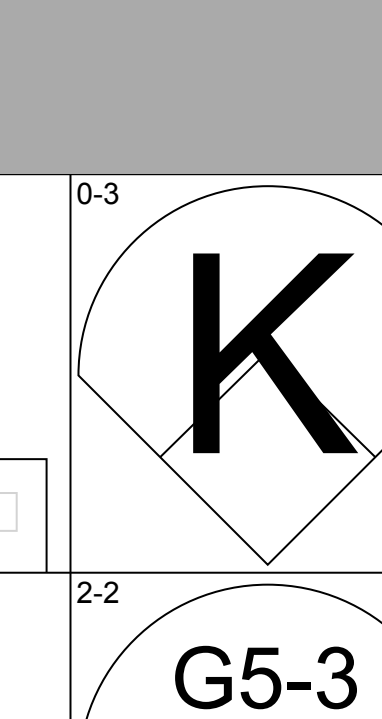
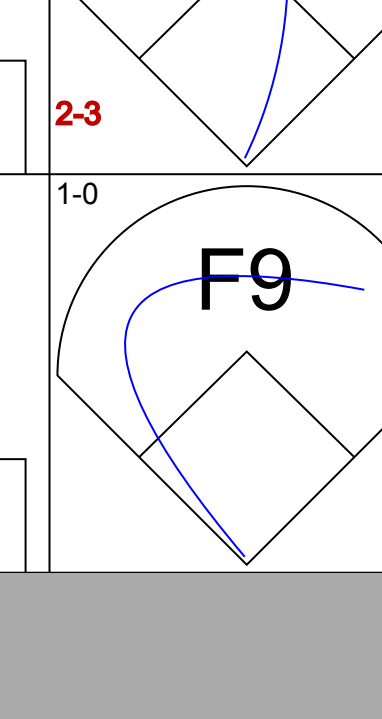
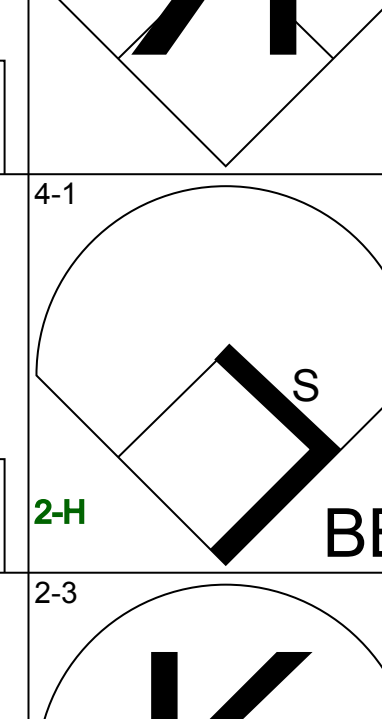
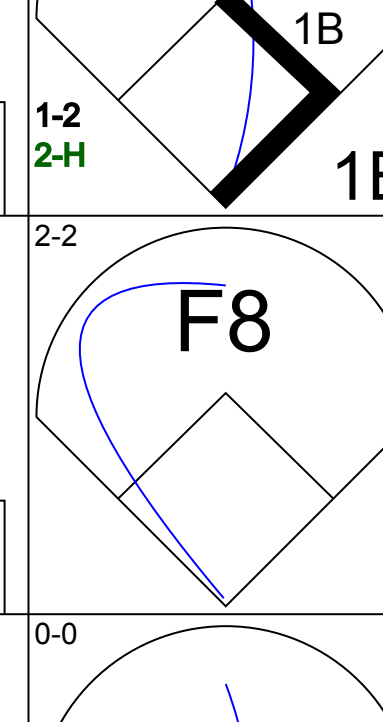
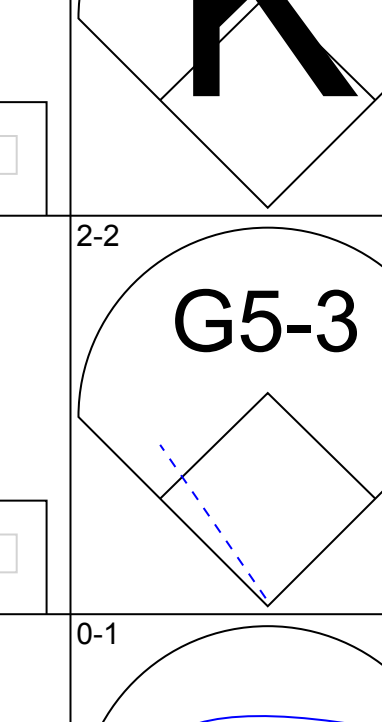
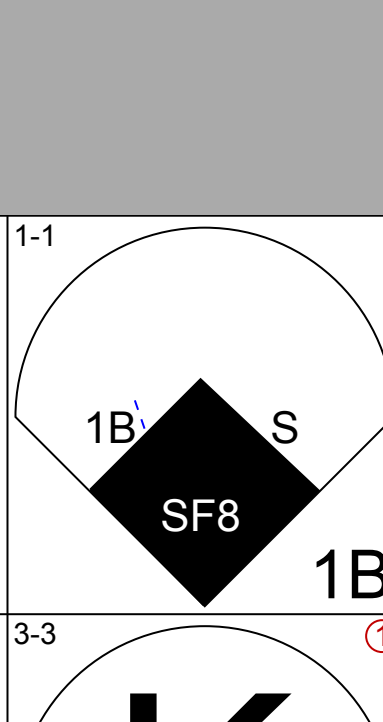
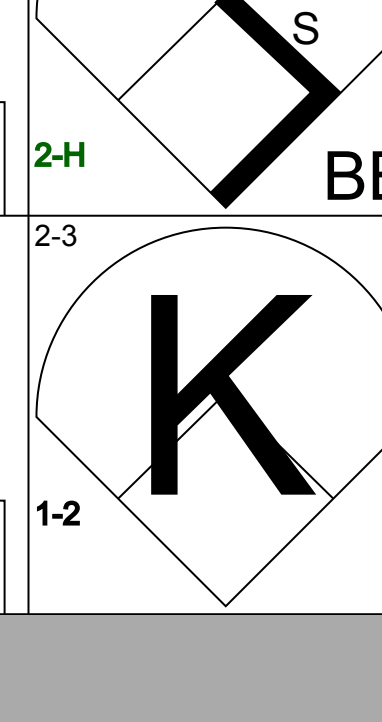
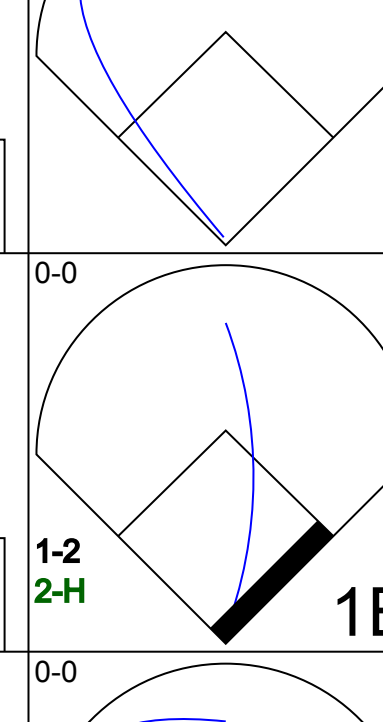
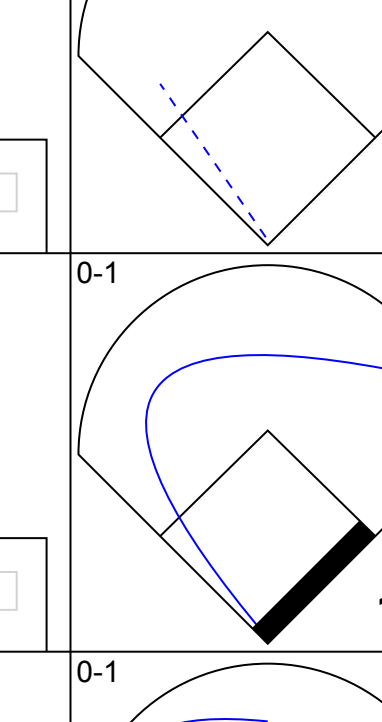
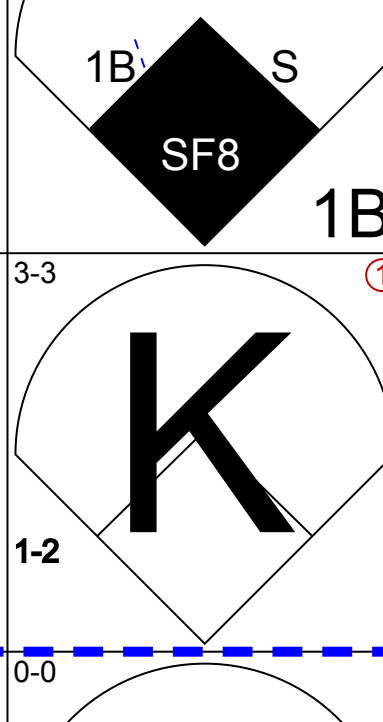
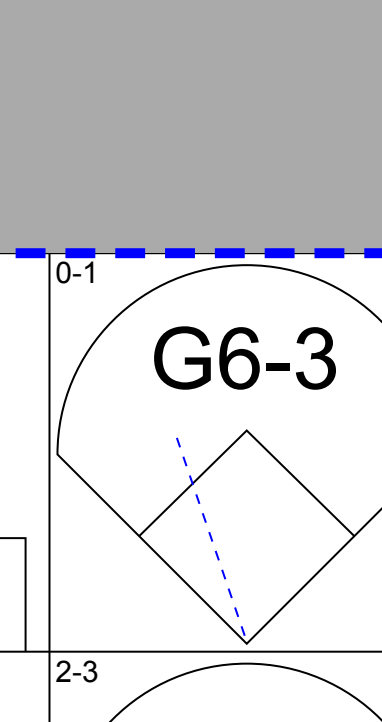
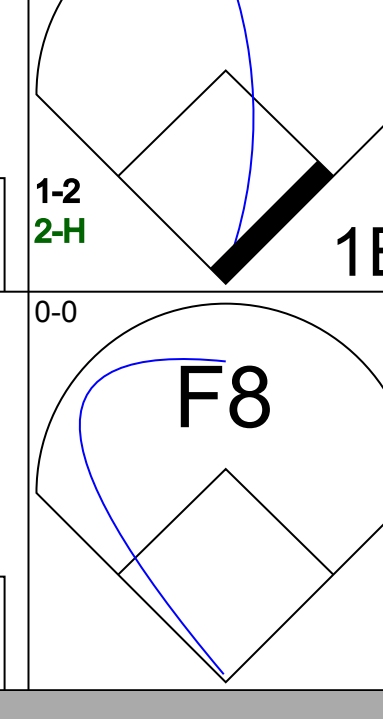
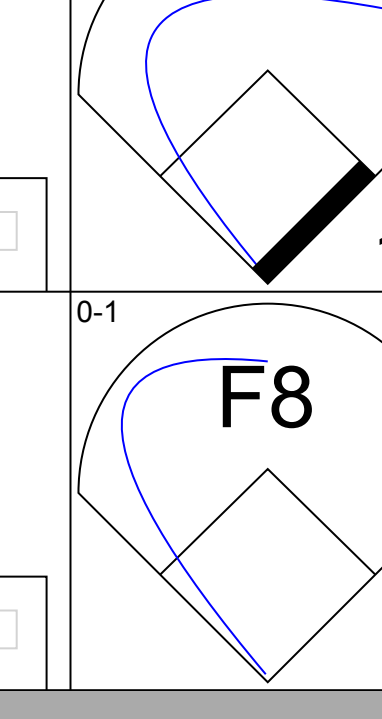
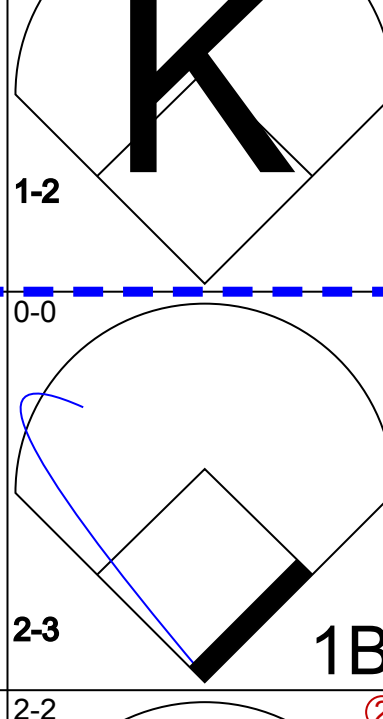
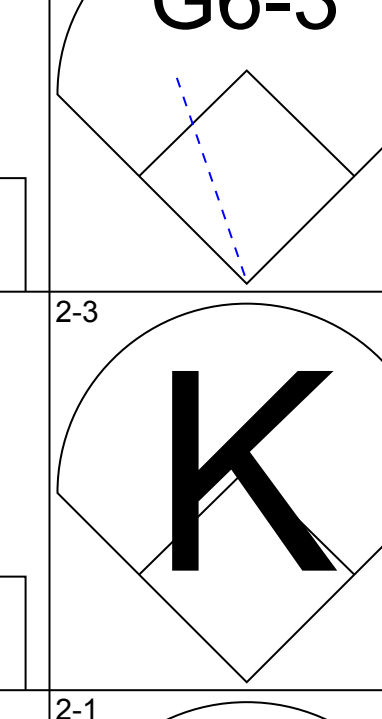
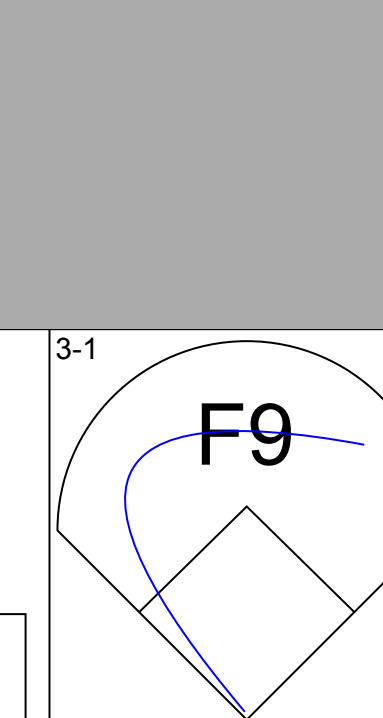
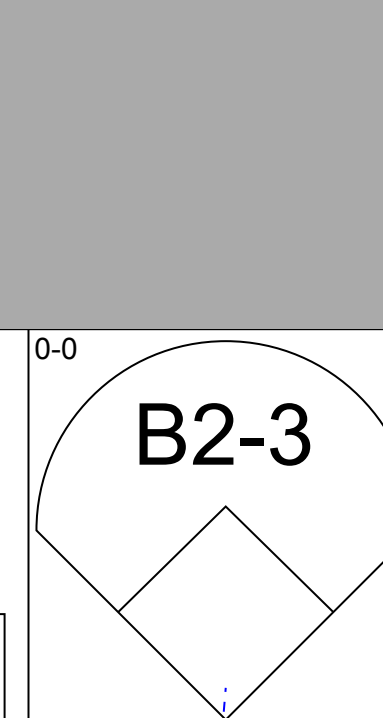
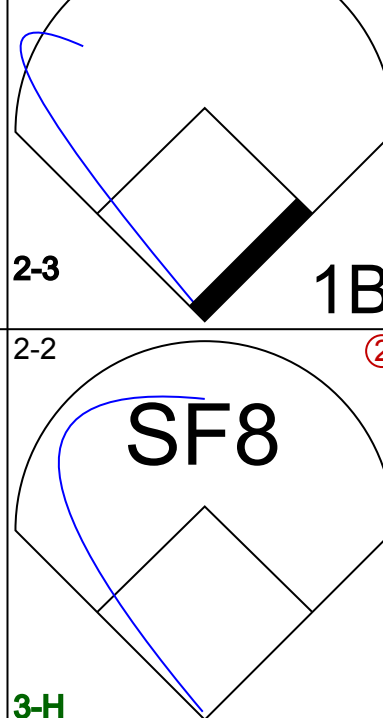
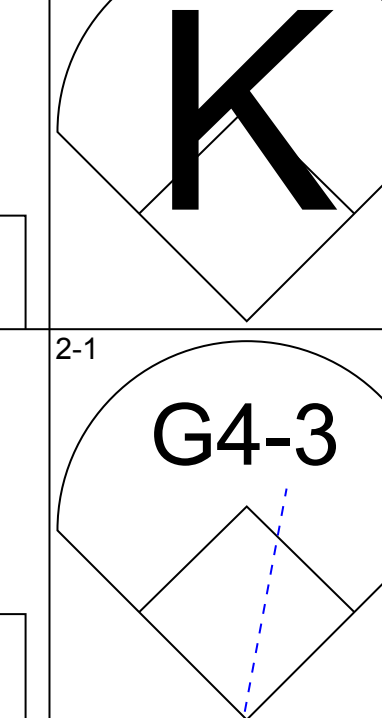


Batter	1	2	3	4	5	6	7	8	9	AB	R	H	RBI	BB	SO	LOB	BOTTOM								
Kenny Lofton, L (1, 8) OBP: 0.380, SLG: 0.407	K					G3-1		P5		4	0	1	0	0	1	0	Anaheim Angels @ Chicago White Sox Comiskey Park, Chicago, IL Sun May 19 2002, 2:05 PM EDT Att: 19,869 - Sunny - 50 F								
Ray Durham, S (1, 4) OBP: 0.350, SLG: 0.348				F8		G6-3			K	3	0	0	0	1	1	1									
Magglio Ordonez, R (1, 9) OBP: 0.371, SLG: 0.582					F8		K		F9	4	0	0	0	0	1	1									
14 Paul Konerko, R (1, 3) OBP: 0.366, SLG: 0.520	P4				G3				1B	4	0	1	0	0	0	1									
Frank Thomas, R (1, 10) OBP: 0.387, SLG: 0.532			F7		G6-3				K	4	0	0	0	0	1	1									
Carlos Lee, R (1, 7) OBP: 0.290, SLG: 0.451						G4-3			2B	3	0	1	0	0	0	0									
Tony Graffanino, R (1, 5) OBP: 0.382, SLG: 0.552					G4-3				K	3	0	0	0	0	1	1									
Sandy Alomar Jr., R (1, 2) OBP: 0.301, SLG: 0.416					L9				K	3	0	0	0	0	2	0									
Royce Clayton, R (1, 6) OBP: 0.240, SLG: 0.397					K				G1-3	3	1	1	1	0	1	0									
Inning Stats	R: 0 E: 0 K: 1 S: 10	H: 0 LOB: 1 BB: 1 P: 16	R: 0 E: 0 K: 0 S: 7	H: 0 LOB: 0 BB: 0 P: 12	R: 0 E: 0 K: 1 S: 9	H: 1 LOB: 1 BB: 0 P: 12	R: 0 E: 0 K: 0 S: 8	H: 0 LOB: 0 BB: 0 P: 11	R: 0 E: 0 K: 0 S: 8	H: 1 LOB: 0 BB: 0 P: 14	R: 0 E: 0 K: 1 S: 9	H: 1 LOB: 0 BB: 0 P: 14	R: 0 E: 0 K: 1 S: 10	H: 0 LOB: 0 BB: 0 P: 15	R: 0 E: 0 K: 2 S: 10	H: 1 LOB: 1 BB: 0 P: 15		1B: 1 2B: 2 3B: 0 HR: 1	SF: 0 SAC: 0 DP: 0 HBP: 0	WP: 0 PB: 0 SB: 0 CS: 0	PA: 32				
PITCHER	IP	WLS	BF	H	R	ER	SO	BB	IBB	HBP	BLK	WP	HR	S	P	ERA	WHIP								
Jarrod Washburn, L (1, 1) ERA: 3.48	7.0	W	25	3	1	1	5	1	0	0	0	0	0	60	89	1.29	0.571								
Al Levine, R (8, 1) ERA: 3.32	1.0		3	0	0	0	1	0	0	0	0	0	0	10	15	0.00	0.000								
Troy Percival, R (9, 1) ERA: 3.38	1.0		4	1	0	0	2	0	0	0	0	0	0	10	15	0.00	1.000								

AB	31
R	1
H	4
RBI	1
BB	1
SO	8
LOB	5



Batter	1	2	3	4	5	6	7	8	9	AB	R	H	RBI	BB	SO	LOB	TOP					
Chuck Knoblauch R (1, 7) OBP: 0.260, SLG: 0.282										4	0	0	0	0	3	1	Kansas City Royals @ Anaheim Angels Edison International Field, Anaheim, CA Mon May 20 2002, 10:05 PM EDT Att: 14,035 - Cloudy - 66 F					
Neftali Feliz S (1, 6) OBP: 0.243, SLG: 0.331										4	1	1	0	0	1	0						
Carlos Beltrán S (1, 8) OBP: 0.332, SLG: 0.411										3	0	1	0	1	0	0						
29 Mike Sweeney R (1, 3) OBP: 0.402, SLG: 0.526										3	0	2	1	1	0	0						
Joe Randa R (1, 5) OBP: 0.354, SLG: 0.465										4	1	1	0	0	1	3						
Michael Tucker L (1, 9) OBP: 0.319, SLG: 0.344											4	1	1	0	0	0						
Mark Quinn R (1, 10) OBP: 0.275, SLG: 0.278											4	0	0	0	0	2						
A.J. Hinch R (1, 2) OBP: 0.296, SLG: 0.397 Luis Alica S (9, PH) OBP: 0.206, SLG: 0.184											3	0	1	2	0	0						
Carlos Febles R (1, 4) OBP: 0.351, SLG: 0.360										3	0	1	0	0	0	0						
Inning Stats	R: 0 E: 0 K: 1 S: 12	H: 1 LOB: 2 BB: 1 P: 23	R: 0 E: 0 K: 1 S: 7	H: 0 LOB: 0 BB: 0 P: 7	R: 0 E: 0 K: 0 S: 5	H: 0 LOB: 0 BB: 0 P: 7	R: 0 E: 0 K: 0 S: 8	H: 0 LOB: 0 BB: 0 P: 12	R: 0 E: 0 K: 1 S: 6	H: 0 LOB: 0 BB: 0 P: 10	R: 1 E: 0 K: 1 S: 13	H: 2 LOB: 2 BB: 1 P: 27	R: 2 E: 0 K: 1 S: 16	H: 4 LOB: 1 BB: 0 P: 30	R: 0 E: 0 K: 2 S: 8	H: 1 LOB: 1 BB: 0 P: 13		R: 0 E: 0 K: 1 S: 5	H: 0 LOB: 0 BB: 0 P: 6	1B: 5 2B: 3 3B: 0 HR: 0	SF: 0 SAC: 0 DP: 0 HBP: 0	WP: 0 PB: 0 SB: 1 CS: 1
PITCHER	IP WLS BF H R ER SO BB IBB HBP BLK WP HR S P ERA WHIP																					
Kevin Appier R (1, 1) ERA: 2.96	6.1 W 26 6 3 3 4 2 0 0 0 0 0 0 61 106 4.26 1.263																					
Ben Weber R (7, 1) ERA: 4.24	0.2 H 2 1 0 0 1 0 0 0 0 0 0 0 6 10 0.00 1.500																					
Dennis Cook L (8, 1) ERA: 1.38	0.2 H 2 0 0 0 1 0 0 0 0 0 0 0 4 7 0.00 0.000																					
Al Levine R (8, 1) ERA: 3.27	0.1 2 1 0 0 1 0 0 0 0 0 0 0 4 6 0.00 3.000																					
Troy Percival R (9, 1) ERA: 3.09	1.0 S 3 0 0 0 1 0 0 0 0 0 0 0 5 6 0.00 0.000																					

Batter	1	2	3	4	5	6	7	8	9	AB	R	H	RBI	BB	SO	LOB	BOTTOM			
David Eckstein R (1, 6) OBP: 0.352, SLG: 0.380										3	2	1	0	0	0	1	Kansas City Royals @ Anaheim Angels Edison International Field, Anaheim, CA Mon May 20 2002, 10:05 PM EDT Att: 14,035 - Cloudy - 66 F			
Darin Erstad L (1, 8) OBP: 0.342, SLG: 0.405										4	0	1	1	0	1	2				
Troy Glaus R (1, 5) OBP: 0.379, SLG: 0.568										3	2	2	0	0	0	1				
16 Garret Anderson L (1, 7) OBP: 0.303, SLG: 0.483										4	1	1	1	0	2	3				
Brad Fullmer L (1, 10) OBP: 0.357, SLG: 0.481										3	0	1	1	1	1	0				
Tim Lincecum R (1, 9) OBP: 0.371, SLG: 0.428										4	1	1	0	0	1	3				
Scott Spiezio S (1, 3) OBP: 0.370, SLG: 0.392										4	0	2	1	0	1	1				
Bengie Molina R (1, 2) OBP: 0.308, SLG: 0.326										4	0	1	0	0	1	3				
Adam Kennedy L (1, 4) OBP: 0.323, SLG: 0.387										3	0	0	1	0	0	0				
Inning Stats	R: 3 E: 0 K: 0 S: 14	H: 4 LOB: 2 BB: 0 P: 24	R: 1 E: 0 K: 1 S: 14	H: 1 LOB: 1 BB: 0 P: 21	R: 0 E: 0 K: 1 S: 13	H: 1 LOB: 1 BB: 0 P: 15	R: 0 E: 1 K: 0 S: 7	H: 0 LOB: 0 BB: 0 P: 8	R: 0 E: 0 K: 0 S: 3	H: 1 LOB: 0 BB: 0 P: 5	R: 1 E: 0 K: 3 S: 11	H: 1 LOB: 1 BB: 1 P: 18	R: 0 E: 0 K: 1 S: 8	H: 0 LOB: 0 BB: 0 P: 12	R: 0 E: 0 K: 1 S: 5	H: 0 LOB: 0 BB: 0 P: 6		1B: 7 2B: 3 3B: 1 HR: 0	SF: 1 SAC: 0 DP: 2 HBP: 2	WP: 0 PB: 1 SB: 3 CS: 0
PITCHER	IP WLS BF H R ER SO BB IBB HBP BLK WP HR S P ERA WHIP																			
Blake Stein R (1, 1) ERA: 8.42	5.1 L 25 8 5 5 3 0 0 0 2 0 0 0 56 82 8.44 1.500																			
Dan Reichert R (6, 1) ERA: 5.49	0.2 3 1 0 0 0 0 0 0 0 0 0 0 5 7 0.00 1.500																			
Darrell May L (7, 1) ERA: 4.5	1.0 5 1 1 0 3 1 0 0 0 0 0 0 11 18 0.00 2.000																			
Jason Grimsley R (8, 1) ERA: 4.34	1.0 3 0 0 0 1 0 0 0 0 0 0 0 8 12 0.00 0.000																			

Batter	1	2	3	4	5	6	7	8	9	AB	R	H	RBI	BB	SO	LOB	TOP										
Neft Perez, S (1, 6) OBP: 0.239, SLG: 0.325	G3		F7		F8		SH3			3	0	0	0	0	0	1	Kansas City Royals @ Anaheim Angels Edison International Field, Anaheim, CA Tue May 21 2002, 10:05 PM EDT Att. 15,593 - Sunny - 68 F										
Carlos Febles, R (1, 4) OBP: 0.346, SLG: 0.356	G6-3		1B		K		P3			4	0	1	0	0	1												
Carlos Beltrán, S (1, 8) OBP: 0.335, SLG: 0.414	K		1B		1B		G6-3			4	0	2	0	0	1												
29 Mike Sweeney, R (1, 3) OBP: 0.404, SLG: 0.522		1B	1B		L4			G1-3		3	1	1	0	1	0	1											
Joe Randa, R (1, 5) OBP: 0.344, SLG: 0.450	F8		F8		F8		L4			4	0	0	0	0	0	4											
Michael Tucker, L (1, 9) OBP: 0.324, SLG: 0.344	G4-3				F9		S	G4-3		3	0	1	0	1	0	0											
Raul Ibanez, L (1, 7) OBP: 0.235, SLG: 0.298	G4-3				CS		K			4	0	1	1	0	2	2											
Luis Alicaia, S (1, 10) OBP: 0.211, SLG: 0.173	G4-3				1B		G3-1			3	0	0	0	1	0	2											
Juan Brito, R (1, 2) OBP: 0.350, SLG: 0.450										3	0	2	0	0	1	1											
Chuck Knoblauch, R (7, PR) OBP: 0.260, SLG: 0.282										0	0	0	0	0	0	0											
A.J. Hinch, R (7, 2) OBP: 0.292, SLG: 0.391			1B		K		SH3			1	0	0	0	0	1	0											
Inning Stats	R: 0 E: 0 K: 1 S: 9	H: 0 LOB: 0 BB: 0 P: 10	R: 1 E: 0 K: 0 S: 11	H: 2 LOB: 1 BB: 0 P: 20	R: 0 E: 0 K: 0 S: 12	H: 3 LOB: 3 BB: 1 P: 22	R: 0 E: 0 K: 1 S: 8	H: 1 LOB: 1 BB: 1 P: 11	R: 0 E: 0 K: 1 S: 12	H: 0 LOB: 1 BB: 1 P: 15	R: 0 E: 0 K: 0 S: 9	H: 1 LOB: 0 BB: 0 P: 15	R: 0 E: 0 K: 0 S: 6	H: 0 LOB: 0 BB: 0 P: 7	R: 0 E: 0 K: 2 S: 11	H: 0 LOB: 0 BB: 0 P: 14	1B: 8 2B: 0 3B: 0 HR: 0	SF: 0 SAC: 1 DP: 0 HBP: 0	WP: 1 PB: 0 SB: 1 CS: 1	PA: 36							
PITCHER	IP	WLS	BF	H	R	ER	SO	BB	IBB	HBP	BLK	WP	HR	S	P	ERA	WHIP										
Aaron Sele, R (1, 1) ERA: 4.64	6.2		29	8	1	1	4	3	0	0	0	1	0	68	108	1.35	1.650										
Dennis Cook, L (7, 1) ERA: 1.35	0.1	W	1	0	0	0	0	0	0	0	0	0	0	2	5	0.00	0.000										
Lou Pote, R (8, 1) ERA: 1.57	2.0		6	0	0	0	2	0	0	0	0	0	0	17	21	0.00	0.000										

AB	32
R	1
H	8
RBI	1
BB	3
SO	6
LOB	13



Batter	1	2	3	4	5	6	7	8	9	AB	R	H	RBI	BB	SO	LOB	BOTTOM										
Adam Kennedy, L (1, 4) OBP: 0.319, SLG: 0.379	P6		K		S		FC2	K		5	1	1	1	0	2	1	Kansas City Royals @ Anaheim Angels Edison International Field, Anaheim, CA Tue May 21 2002, 10:05 PM EDT Att. 15,593 - Sunny - 68 F										
Darin Erstad, L (1, 8) OBP: 0.335, SLG: 0.397	G4-3		G3-1		G3-1		SH1-4			3	0	0	0	0	0	1											
Troy Glaus, R (1, 5) OBP: 0.387, SLG: 0.570	16		K				16			3	1	2	1	1	1	0											
16 Garret Anderson, L (1, 7) OBP: 0.302, SLG: 0.495	K				G3-1		G3			4	1	1	3	0	1	2											
Brad Fullmer, L (1, 10) OBP: 0.354, SLG: 0.489			K		F7		K			4	0	1	0	0	2	1											
Tim Salmon, R (1, 9) OBP: 0.374, SLG: 0.421			S		F8		BB			2	0	0	0	2	1	1											
Scott Spiezio, S (1, 3) OBP: 0.373, SLG: 0.386	L8						F2			2	1	0	0	2	0	2											
Bengie Molina, R (1, 2) OBP: 0.307, SLG: 0.319			FC6-4		G5-3		F7			3	0	0	0	1	0	4											
Jose Nieves, R (1, 6) OBP: 0.245, SLG: 0.286			FC6-4		F8		E5			4	1	0	0	0	1	3											
Inning Stats	R: 0 E: 0 K: 1 S: 11	H: 0 LOB: 1 BB: 1 P: 21	R: 0 E: 0 K: 1 S: 10	H: 0 LOB: 2 BB: 2 P: 21	R: 0 E: 0 K: 2 S: 8	H: 0 LOB: 0 BB: 0 P: 13	R: 0 E: 0 K: 0 S: 5	H: 0 LOB: 0 BB: 0 P: 8	R: 1 E: 0 K: 0 S: 10	H: 1 LOB: 1 BB: 1 P: 17	R: 0 E: 0 K: 1 S: 11	H: 1 LOB: 3 BB: 2 P: 25	R: 4 E: 2 K: 1 S: 13	H: 3 LOB: 1 BB: 0 P: 18	R: 0 E: 0 K: 2 S: 11	H: 0 LOB: 0 BB: 0 P: 13		1B: 3 2B: 0 3B: 1 HR: 1	SF: 0 SAC: 1 DP: 0 HBP: 0	WP: 0 PB: 0 SB: 3 CS: 0	PA: 37						
PITCHER	IP	WLS	BF	H	R	ER	SO	BB	IBB	HBP	BLK	WP	HR	S	P	ERA	WHIP										
Miguel Asencio, R (1, 1) ERA: 7.47	5.0		20	1	1	1	4	4	0	0	0	0	0	44	80	1.80	1.000										
Brian Shouse, L (6, 1) ERA: 6.0	0.2		5	1	0	0	1	1	1	0	0	0	0	9	21	0.00	3.000										
Dan Reichert, R (6, 1) ERA: 5.4	0.2	L	7	3	4	0	0	0	0	0	0	0	1	11	17	0.00	4.500										
Cory Bailey, R (7, 1) ERA: 3.76	1.2		5	0	0	0	3	0	0	0	0	0	0	15	18	0.00	0.000										


AB	30
R	5
H	5
RBI	5
BB	6
SO	8
LOB	15



Batter	1	2	3	4	5	6	7	8	9	AB	R	H	RBI	BB	SO	LOB	TOP				
Neft Perez, S (1, 6) OBP: 0.238, SLG: 0.322	F7		E S 1B	P4			G6-3		K	5	1	1	0	0	1	3	Kansas City Royals @ Anaheim Angels Edison International Field, Anaheim, CA Wed May 22 2002, 10:05 PM EDT Att: 16,163 - Sunny - 68 F				
Carlos Febles, R (1, 4) OBP: 0.350, SLG: 0.347	G4-3		S 1B	G1-3			L7-3 BB		K	3	1	0	0	2	1	3					
Carlos Beltrán, S (1, 8) OBP: 0.339, SLG: 0.412			29 HR 1B				L7-4-3 BB			3	1	1	2	1	0	1					
29 Mike Sweeney, R (1, 3) OBP: 0.406, SLG: 0.540	P3		1B							4	1	2	2	0	0	1					
Joe Randa, R (1, 5) OBP: 0.348, SLG: 0.448			HR							3	0	1	0	1	0	0					
Mark Quinn, R (1, 9) OBP: 0.273, SLG: 0.275										4	1	1	0	0	0	3					
Luis Alica, S (1, 10) OBP: 0.246, SLG: 0.218										3	1	2	0	1	0	0					
A.J. Hinch, R (1, 2) OBP: 0.280, SLG: 0.373										3	0	0	0	0	1	3					
Michael Tucker, L (9, PH) OBP: 0.322, SLG: 0.341										1	0	0	0	0	0	1					
Donnie Sadler, R (1, 7) OBP: 0.263, SLG: 0.283										2	0	0	1	0	0	1					
Raul Ibanez, L (9, PH) OBP: 0.243, SLG: 0.305										1	0	1	1	0	0	0					
Inning Stats	R: 0 E: 0 K: 0 S: 5	H: 0 LOB: 1 BB: 1 P: 11	R: 0 E: 0 K: 0 S: 6	H: 1 LOB: 0 BB: 0 P: 11	R: 4 E: 0 K: 1 S: 15	H: 3 LOB: 0 BB: 1 P: 22	R: 1 E: 1 K: 0 S: 9	H: 1 LOB: 2 BB: 1 P: 15	R: 0 E: 0 K: 0 S: 9	H: 1 LOB: 1 BB: 1 P: 17	R: 0 E: 0 K: 0 S: 6	H: 0 LOB: 0 BB: 1 P: 11	R: 0 E: 0 K: 0 S: 4	H: 0 LOB: 0 BB: 0 P: 5	R: 1 E: 0 K: 2 S: 18	H: 2 LOB: 1 BB: 0 P: 24	1B: 7 2B: 3 3B: 0 HR: 1	SF: 1 SAC: 0 DP: 4 HBP: 0	WP: 0 PB: 0 SB: 2 CS: 0	PA: 38	
PITCHER	IP	WLS	BF	H	R	ER	SO	BB	IBB	HBP	BLK	WP	HR	S	P	ERA	WHIP				
Scott Schoeneweis, L (1, 1) ERA: 5.43	7.0		30	7	5	5	1	5	0	0	1	0	1	55	94	6.43	1.714				
Ben Weber, R (8, 1) ERA: 4.0	1.0	W	3	0	0	0	0	0	0	0	0	0	0	4	5	0.00	0.000				
Troy Percival, R (9, 1) ERA: 3.55	1.0	S	5	2	1	1	2	0	0	0	0	0	0	18	24	9.00	2.000				

Batter	1	2	3	4	5	6	7	8	9	AB	R	H	RBI	BB	SO	LOB	BOTTOM				
Adam Kennedy, L (1, 4) OBP: 0.317, SLG: 0.383	F7		G3							4	1	1	1	0	1	1	Kansas City Royals @ Anaheim Angels Edison International Field, Anaheim, CA Wed May 22 2002, 10:05 PM EDT Att: 16,163 - Sunny - 68 F				
Darin Erstad, L (1, 8) OBP: 0.333, SLG: 0.400	G1-3									4	1	1	2	0	0	0					
Troy Glaus, R (1, 5) OBP: 0.384, SLG: 0.559	K									3	1	0	0	1	2	0					
16 Garret Anderson, L (1, 7) OBP: 0.306, SLG: 0.500										4	0	2	2	0	1	0					
Brad Fullmer, L (1, 10) OBP: 0.351, SLG: 0.489										4	1	1	0	0	1	2					
Tim Salmon, R (1, 9) OBP: 0.371, SLG: 0.438										4	1	1	2	0	1	1					
Scott Spiezio, S (1, 3) OBP: 0.370, SLG: 0.377										3	0	0	0	1	0	0					
Jorge Fabregas, L (1, 2) OBP: 0.194, SLG: 0.167										4	1	1	0	0	1	2					
Jose Nieves, R (1, 6) OBP: 0.255, SLG: 0.294										2	0	1	0	0	0	0					
Orlando Palmeiro, L (8, PH) OBP: 0.429, SLG: 0.400										0	1	0	0	1	0	0					
Julio Ramirez, R (9, 8) OBP: 0.429, SLG: 0.789										0	0	0	0	0	0	0					
Inning Stats	R: 0 E: 0 K: 1 S: 10	H: 0 LOB: 0 BB: 0 P: 12	R: 0 E: 0 K: 0 S: 11	H: 0 LOB: 0 BB: 0 P: 15	R: 0 E: 0 K: 0 S: 10	H: 1 LOB: 1 BB: 0 P: 16	R: 0 E: 0 K: 1 S: 8	H: 1 LOB: 1 BB: 0 P: 9	R: 0 E: 0 K: 1 S: 6	H: 0 LOB: 0 BB: 0 P: 7	R: 0 E: 0 K: 1 S: 8	H: 0 LOB: 0 BB: 0 P: 11	R: 2 E: 0 K: 1 S: 12	H: 2 LOB: 0 BB: 0 P: 20	R: 5 E: 0 K: 3 S: 18	H: 4 LOB: 2 BB: 3 P: 34	1B: 3 2B: 4 3B: 0 HR: 1	SF: 0 SAC: 0 DP: 0 HBP: 0	WP: 0 PB: 0 SB: 0 CS: 0	PA: 35	
PITCHER	IP	WLS	BF	H	R	ER	SO	BB	IBB	HBP	BLK	WP	HR	S	P	ERA	WHIP				
Paul Byrd, R (1, 1) ERA: 2.82	7.0		27	5	4	4	4	1	0	0	0	0	0	9	14	81.00	9.000				
Darrell May, L (8, 1) ERA: 6.97	0.1	L	5	3	3	3	1	0	1	0	0	0	0	3	7	0.00	0.000				
Cory Bailey, R (8, 1) ERA: 3.71	0.1		2	0	0	0	1	0	1	0	0	0	0	3	4	0.00	0.000				
Brian Shouse, L (8, 1) ERA: 5.84	0.1		1	0	0	0	1	0	0	0	0	0	0	3	4	0.00	0.000				

AB 32
R 6
H 9
RBI 6
BB 5
SO 3
LOB 16



AB 32
R 7
H 8
RBI 7
BB 3
SO 7
LOB 6



Batter	1	2	3	4	5	6	7	8	9	10	11	12	13	AB	R	H	RBI	BB	SO	LOB	TOP						
Jacque Jones, L (1, 7) OBP: 0.343, SLG: 0.495														6	0	2	0	0	2	2							
Cristian Guzman, S (1, 6) OBP: 0.236, SLG: 0.289														6	0	1	1	0	1	2							
Doug Mientkiewicz, L (1, 3) OBP: 0.356, SLG: 0.366														4	0	0	0	2	1	1							
David Ortiz, L (1, 10) OBP: 0.321, SLG: 0.447														6	0	1	0	0	0	4							
Torii Hunter, R (1, 8) OBP: 0.369, SLG: 0.590														4	1	0	0	1	0	1							
Corey Koskie, L (1, 5) OBP: 0.400, SLG: 0.465														5	0	0	0	0	1	1							
Dustin Mohr, R (1, 9) OBP: 0.366, SLG: 0.447														4	1	1	0	1	0	0							
Tom Prince, R (1, 2) OBP: 0.376, SLG: 0.653														4	0	0	0	0	2	2							
A.J. Pierzynski, L (12, PH) OBP: 0.345, SLG: 0.427														1	0	0	0	0	0	1							
Denny Hocking, S (1, 4) OBP: 0.308, SLG: 0.322														5	1	2	2	0	1	0							
Inning Stats	R: 0 E: 0 K: 1 S: 8	H: 0 LOB: 0 BB: 0 P: 13	R: 0 E: 0 K: 1 S: 8	H: 0 LOB: 0 BB: 0 P: 12	R: 0 E: 0 K: 1 S: 9	H: 0 LOB: 0 BB: 0 P: 9	R: 0 E: 0 K: 1 S: 9	H: 0 LOB: 1 BB: 1 P: 18	R: 0 E: 0 K: 1 S: 11	H: 0 LOB: 0 BB: 0 P: 8	R: 1 E: 0 K: 0 S: 11	H: 2 LOB: 1 BB: 0 P: 15	R: 0 E: 0 K: 0 S: 12	H: 1 LOB: 1 BB: 0 P: 18	R: 0 E: 0 K: 0 S: 6	H: 0 LOB: 0 BB: 0 P: 13	R: 0 E: 1 K: 0 S: 6	H: 0 LOB: 0 BB: 0 P: 12	R: 0 E: 0 K: 0 S: 7	H: 1 LOB: 2 BB: 1 P: 16	1B: 4 2B: 3 3B: 0 HR: 0	SF: 0 SAC: 0 DP: 1 HBP: 0	WP: 1 PB: 0 SB: 0 CS: 0	PA: 49			
PITCHER	IP	WLS	BF	H	R	ER	SO	BB	IBB	HBP	BLK	WP	HR	S	P	ERA	WHIP										
Jarrod Washburn, L (1, 1) ERA: 3.47	8.0		31	4	3	3	7	3	0	0	0	1	0	75	120	3.38	0.875										
Ben Weber, R (9, 1) ERA: 3.79	1.0		3	1	0	0	0	0	0	0	0	0	0	5	8	0.00	1.000										
Troy Percival, R (10, 1) ERA: 3.29	1.0		4	1	0	0	1	0	0	0	0	0	0	12	18	0.00	1.000										
Dennis Cook, L (11, 1) ERA: 1.29	0.2		2	0	0	0	0	0	0	0	0	0	0	5	9	0.00	0.000										
Al Levine, R (11, 1) ERA: 2.96	2.1	W	9	1	0	0	0	1	0	0	0	0	0	16	32	0.00	0.857										

Minnesota Twins @ Anaheim Angels
Edison International Field, Anaheim, CA
Sat May 25 2002, 10:05 PM EDT
Att. 31,820 - Cloudy - 64 F

AB 45
R 3
H 7
RBI 3
BB 4
SO 8
LOB 14

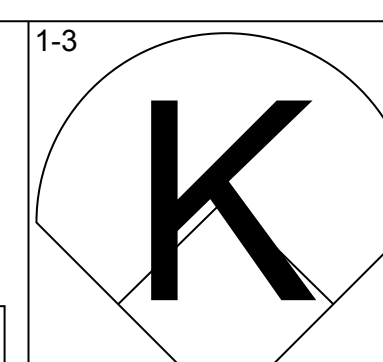
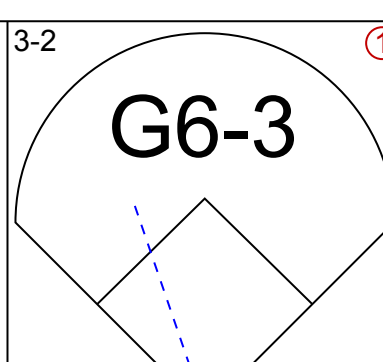
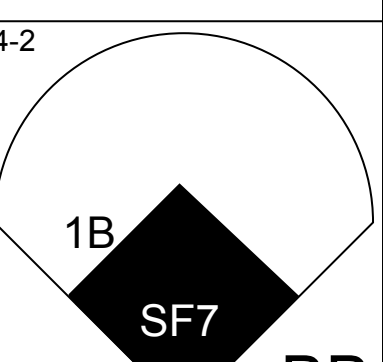
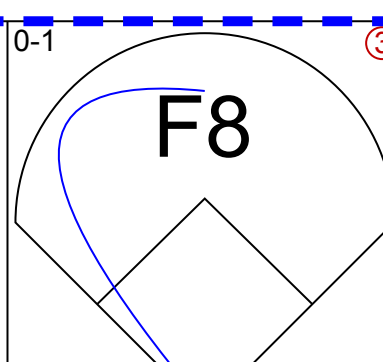
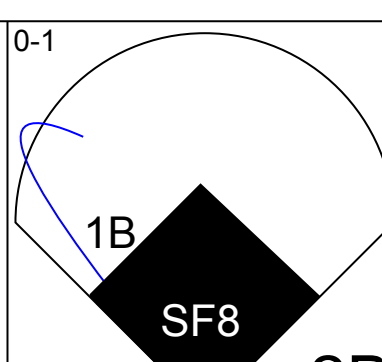
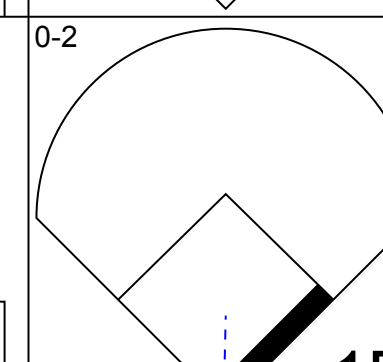
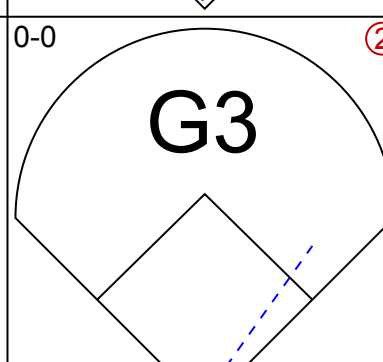
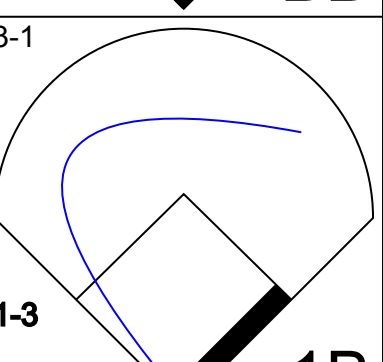

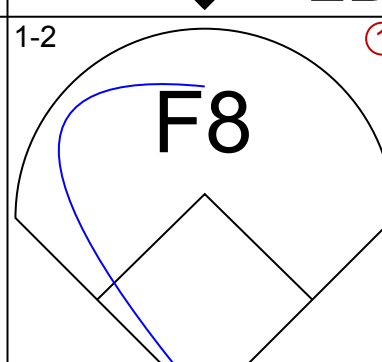
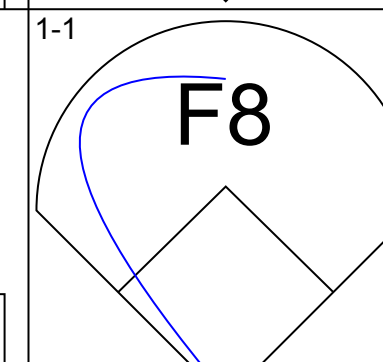
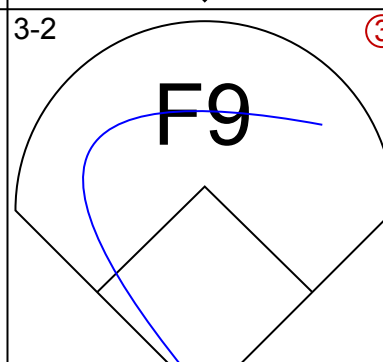
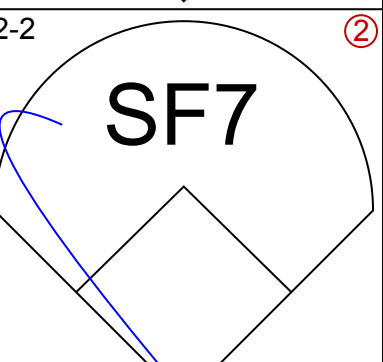

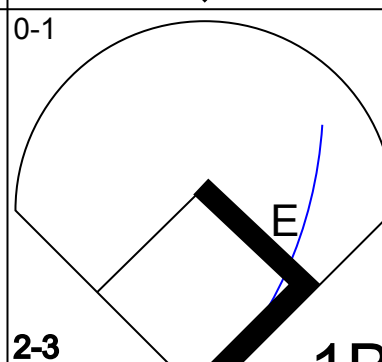
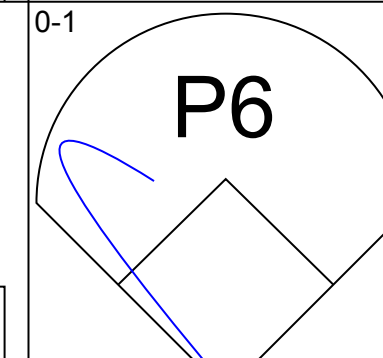
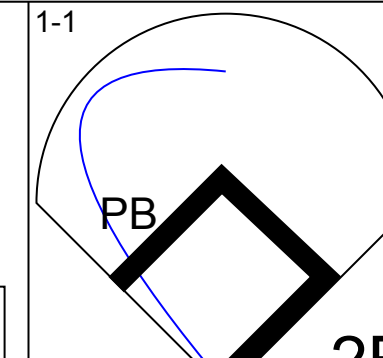
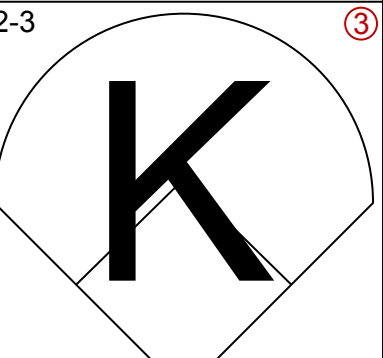

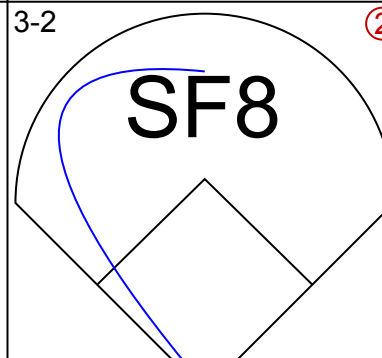
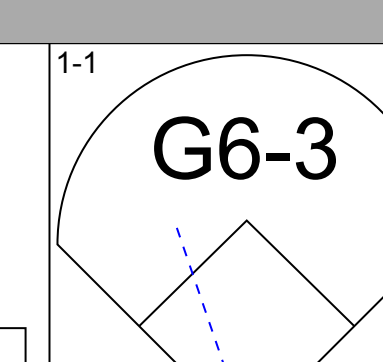
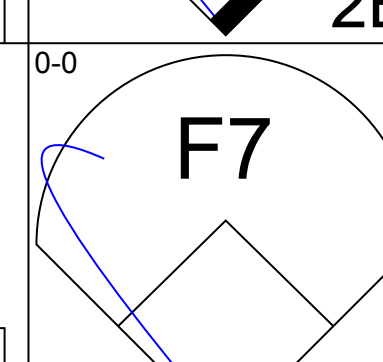
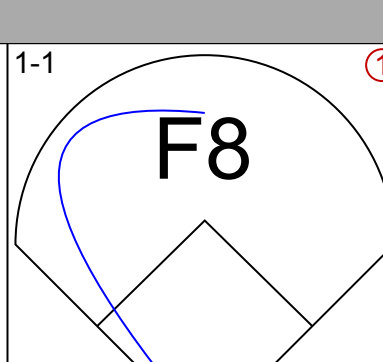
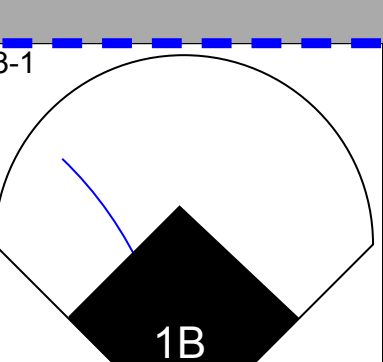
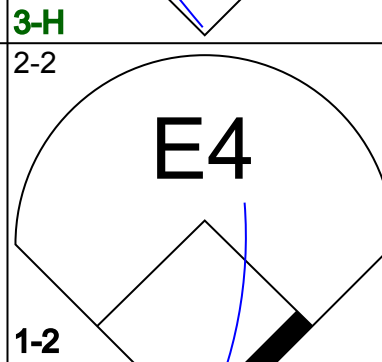
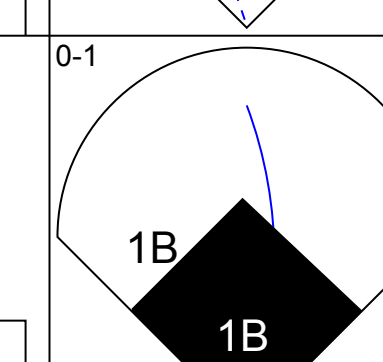
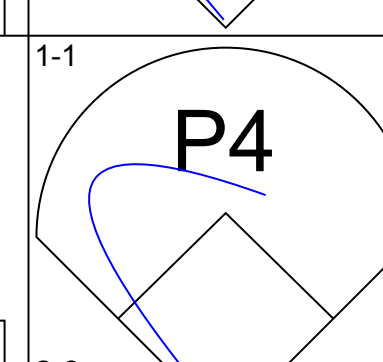
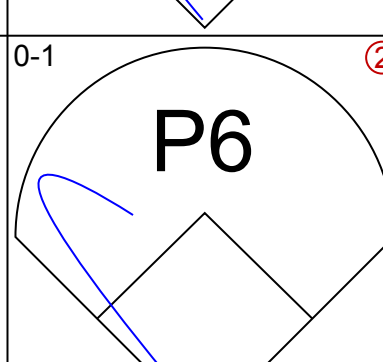
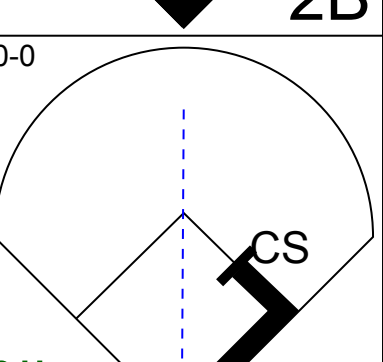
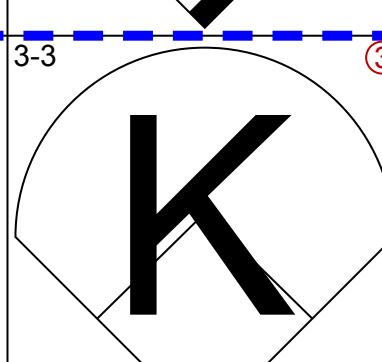
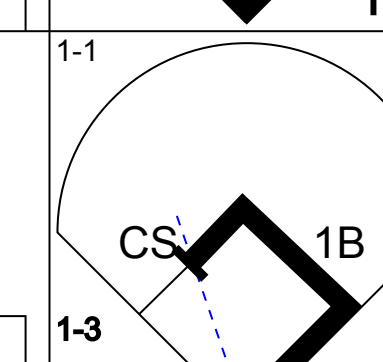
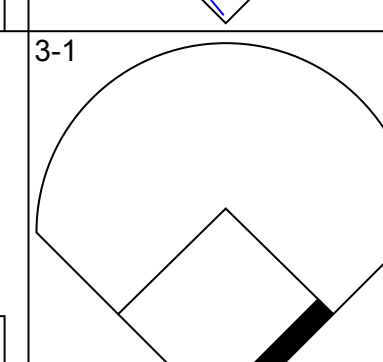
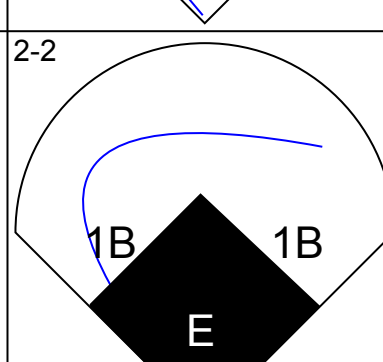
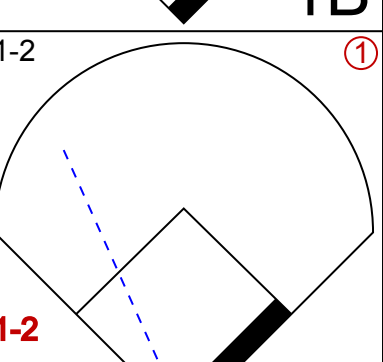
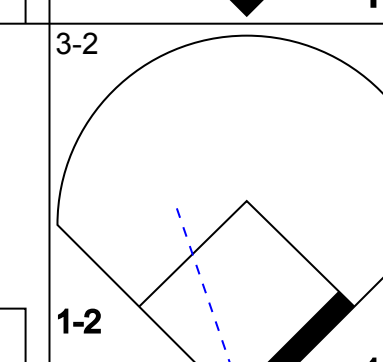
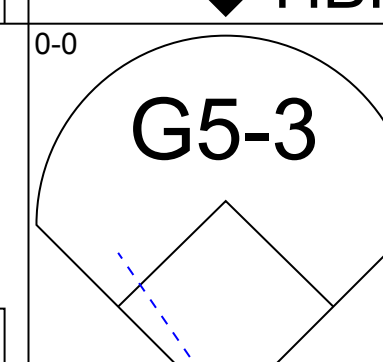
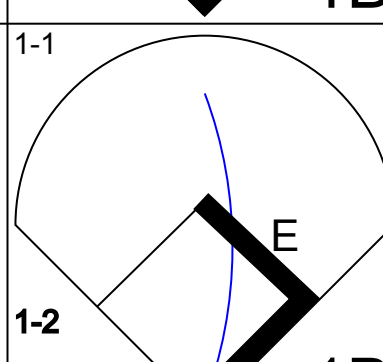
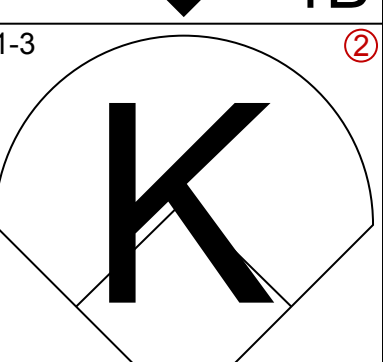
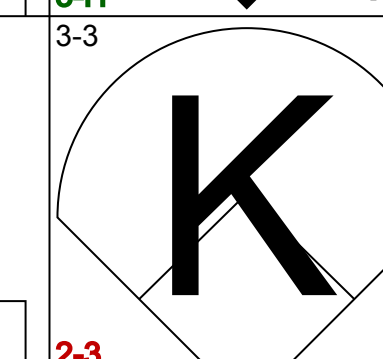
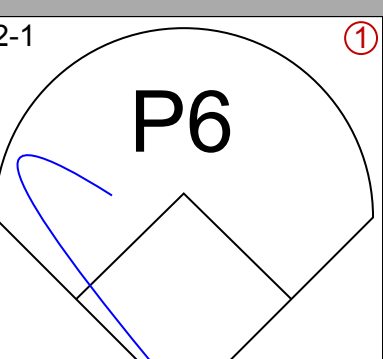
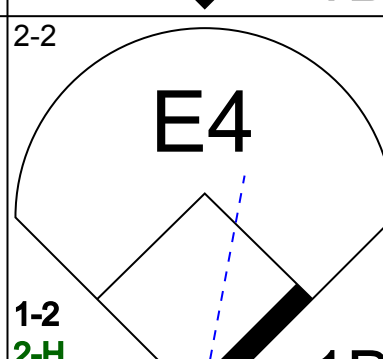
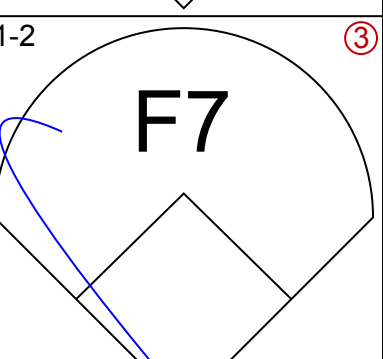


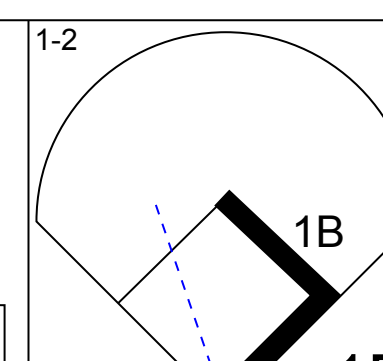
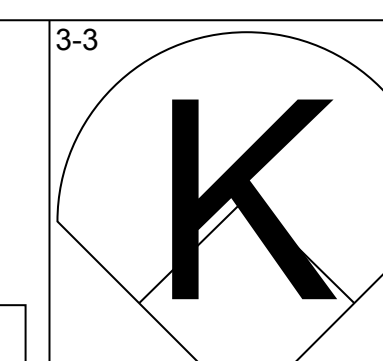
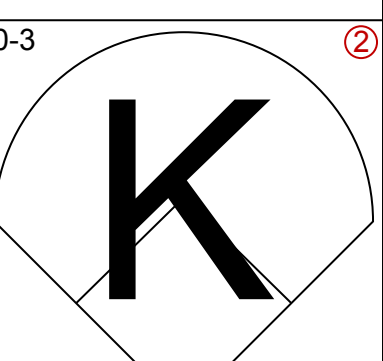

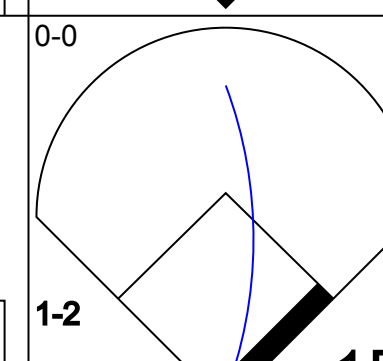
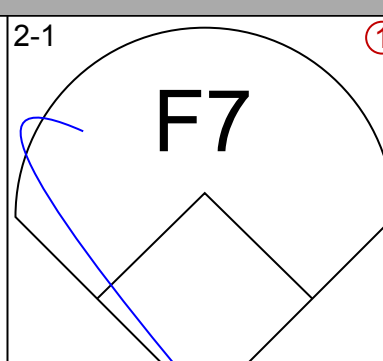
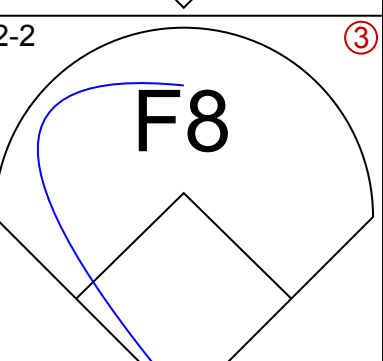
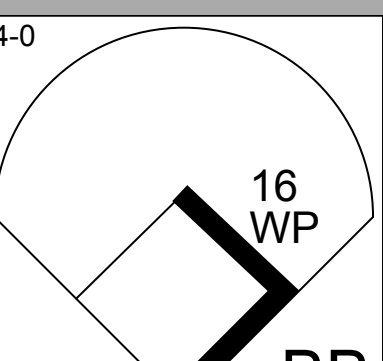
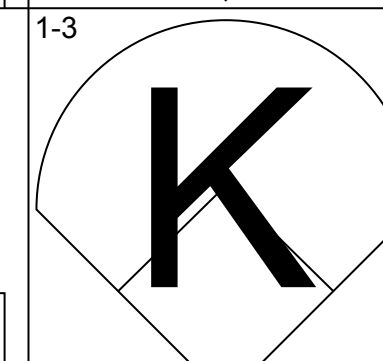
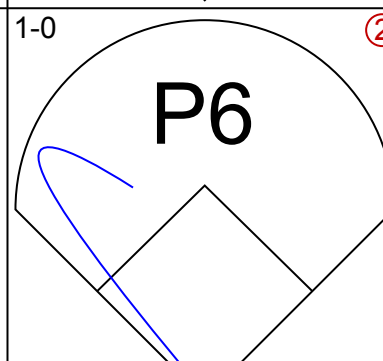

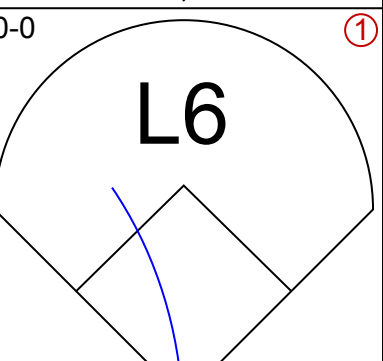
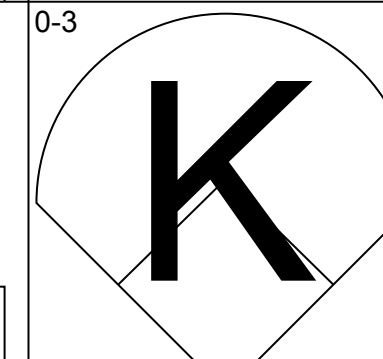
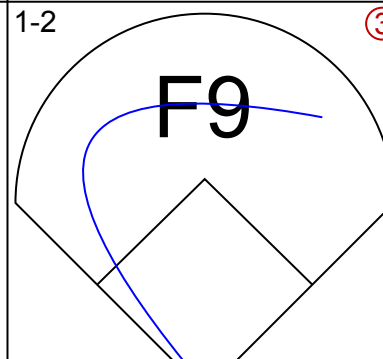

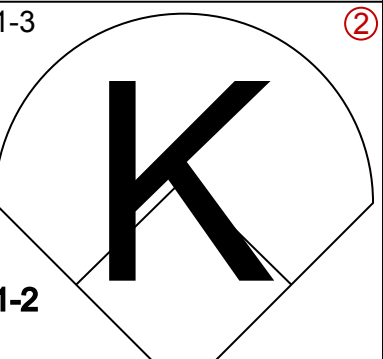
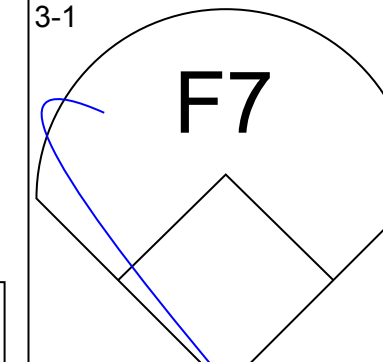
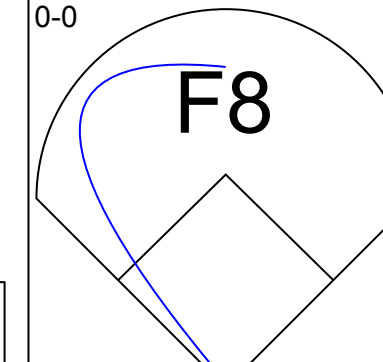

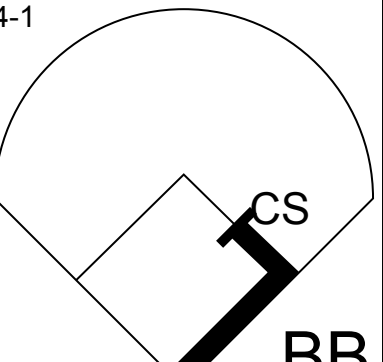
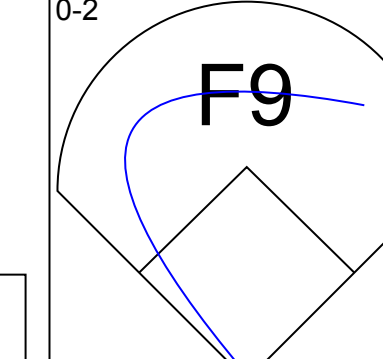
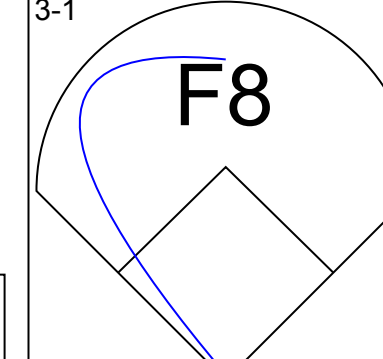

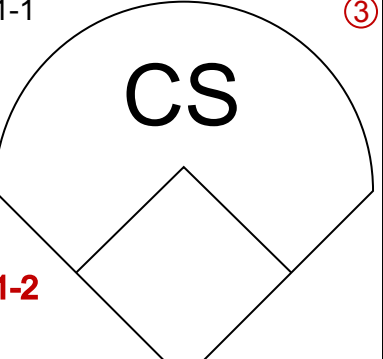
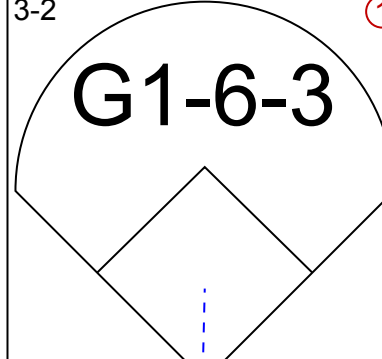
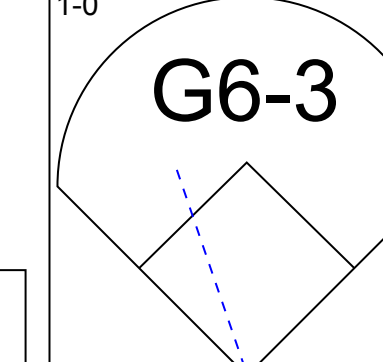
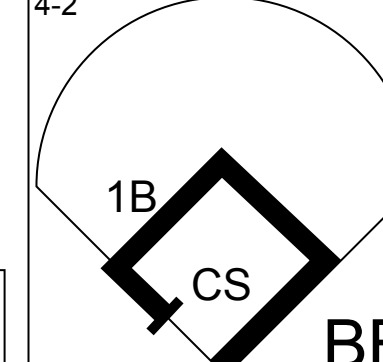

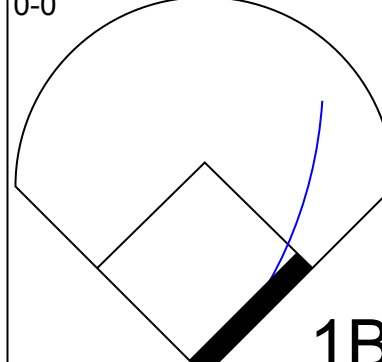
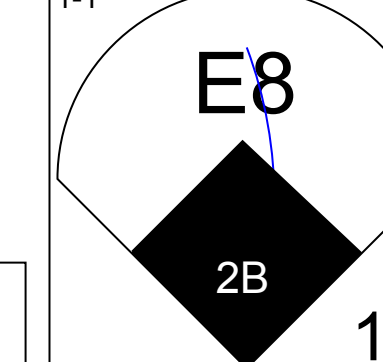
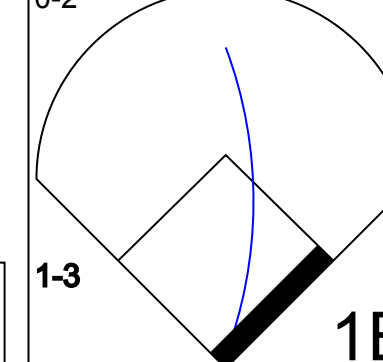

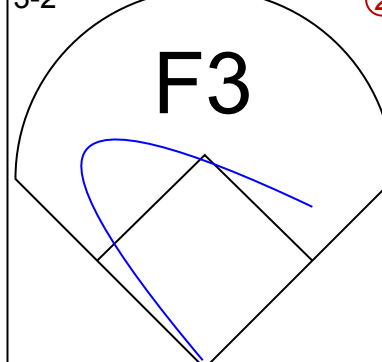
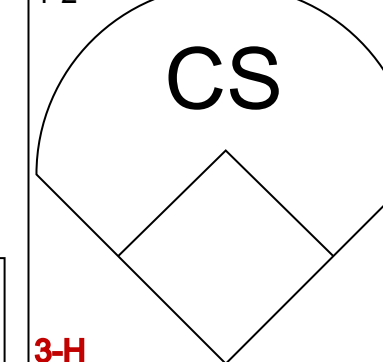

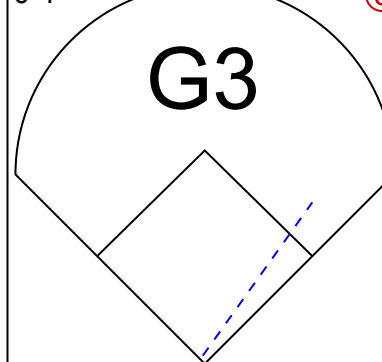
Batter	1	2	3	4	5	6	7	8	9	10	11	12	13	AB	R	H	RBI	BB	SO	LOB	BOTTOM						
Orlando Palmeiro, L (1, 9) OBP: 0.425, SLG: 0.613														3	0	1	0	0	0	0							
Tim Salmon, R (7, PH) OBP: 0.364, SLG: 0.447														3	1	1	1	0	0	2							
Darin Erstad, L (1, 8) OBP: 0.339, SLG: 0.399														4	0	2	0	1	0	0							
Troy Glaus, R (1, 5) OBP: 0.366, SLG: 0.529														5	0	0	0	0	2	3							
16 Garret Anderson, L (1, 7) OBP: 0.294, SLG: 0.479														5	0	0	0	0	2	2							
Brad Fullmer, L (1, 10) OBP: 0.346, SLG: 0.503														5	1	1	0	0	1	1							
Scott Spiezio, S (1, 3) OBP: 0.360, SLG: 0.360														3	1	0	0	1	1	1							
Julio Ramirez, R (9, PR) OBP: 0.400, SLG: 0.714														1	1	0	0	0	1	0							
Bengie Molina, R (1, 2) OBP: 0.306, SLG: 0.324														4	0	1	1	0	1	2							
Alfredo Amezaga, S (9, PR) OBP: 0.185, SLG: 0.161														0	0	0	0	0	0	0							
Jorge Fabregas, L (10, 2) OBP: 0.185, SLG: 0.161														1	0	0	0	0	0	0							
Adam Kennedy, L (1, 4) OBP: 0.311, SLG: 0.380														5	0	2	1	0	1	2							
Jose Nieves, R (1, 6) OBP: 0.268, SLG: 0.304														5	0	2	1	0	1	0							
Inning Stats	R: 0 E: 0 K: 0 S: 8	H: 1 LOB: 1 BB: 0 P: 10	R: 2 E: 1 K: 0 S: 9	H: 4 LOB: 2 BB: 0 P: 13	R: 0 E: 0 K: 1 S: 10	H: 0 LOB: 0 BB: 0 P: 17	R: 0 E: 0 K: 1 S: 6	H: 0 LOB: 0 BB: 0 P: 8	R: 0 E: 0 K: 1 S: 7	H: 2 LOB: 2 BB: 0 P: 16	R: 0 E: 0 K: 0 S: 6	H: 0 LOB: 0 BB: 0 P: 8	R: 1 E: 0 K: 0 S: 10	H: 1 LOB: 2 BB: 1 P: 13	R: 0 E: 0 K: 1 S: 12	H: 1 LOB: 1 BB: 0 P: 14	R: 0 E: 0 K: 0 S: 6	H: 0 LOB: 0 BB: 0 P: 9	R: 1 E: 0 K: 0 S: 1	H: 1 LOB: 0 BB: 0 P: 1	1B: 5 2B: 5 3B: 0 HR: 1	SF: 0 SAC: 0 DP: 1 HBP: 0	WP: 0 PB: 0 SB: 1 CS: 0	PA: 46			
PITCHER	IP	WLS	BF	H	R	ER	SO	BB	IBB	HBP	BLK	WP	HR	S	P	ERA	WHIP										
Matt Kinney, R (1, 1) ERA: 3.65	6.2		27	7	2	1	5	1	0	0	0	0	0	8	88	1.35	1.200										
J.C. Romero, L (7, 1) ERA: 0.33	1.1		4	0	0	0	0	0	0	0	0	0	0	5	12	0.00	0.000										
Eddie Guardado, L (9, 1) ERA: 3.18	1.0	B	4	1	1	1	0	1	0	0	0	0	0	5	10	9.00	2.000										
Michael Jackson, R (10, 1) ERA: 0.9	1.0		4	1	0	0	1	0	0	0	0	0	0	10	13	0.00	1.000										
LaTroy Hawkins, R (11, 1) ERA: 1.95	2.0		6	0	0	0	4	0	0	0	0	0	0	18	23	0.00	0.000										
PITCHER	IP	WLS	BF	H	R	ER	SO	BB	IBB	HBP	BLK	WP	HR	S	P	ERA	WHIP										
Jack Cressend, R (13, 1) ERA: 6.38	0.0		1	1	1	1	0	0	0	0	0	0	0	1	1	∞	∞										

Minnesota Twins @ Anaheim Angels
Edison International Field, Anaheim, CA
Sat May 25 2002, 10:05 PM EDT
Att. 31,820 - Cloudy - 64 F

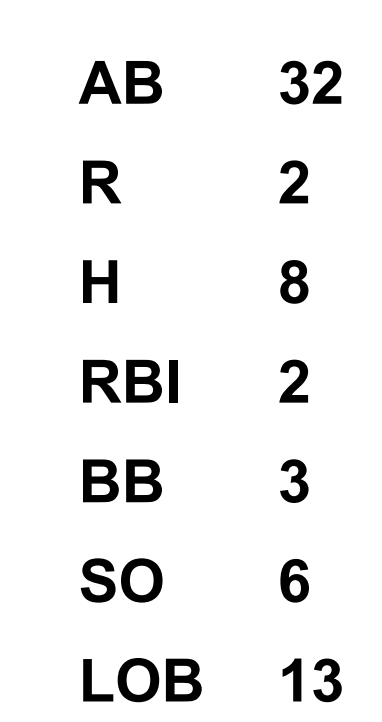
AB 44
R 4
H 10
RBI 4
BB 2
SO 10
LOB 13



Batter	1	2	3	4	5	6	7	8	9	AB	R	H	RBI	BB	SO	LOB	TOP			
Jacque Jones, L (1, 7) OBP: 0.344, SLG: 0.495										4	2	1	0	1	1	2	Minnesota Twins @ Anaheim Angels Edison International Field, Anaheim, CA Sun May 26 2002, 4:05 PM EDT Att: 22,854 - Cloudy - 72 F			
Cristian Guzman, S (1, 6) OBP: 0.242, SLG: 0.292										5	0	2	0	0	0	1				
Doug Mientkiewicz, L (1, 3) OBP: 0.354, SLG: 0.362										4	0	1	1	0	0	1				
David Ortiz, L (1, 10) OBP: 0.316, SLG: 0.449										4	0	1	1	0	1	2				
Tori Hunter, R (1, 8) OBP: 0.365, SLG: 0.585											5	1	1	0	0	2				
Corey Koskie, L (1, 5) OBP: 0.400, SLG: 0.462											5	1	2	1	0	1		3		
Bobby Kielty, S (1, 9) OBP: 0.459, SLG: 0.537											3	1	3	0	0	0		0		
A.J. Pierzynski, L (1, 2) OBP: 0.349, SLG: 0.430											4	0	2	1	0	1		3		
Denny Hocking, S (1, 4) OBP: 0.306, SLG: 0.319											4	0	1	0	0	1		3		
Inning Stats	R: 0 E: 0 K: 1 S: 10	H: 1 LOB: 1 BB: 0 P: 12	R: 1 E: 0 K: 1 S: 13	H: 3 LOB: 2 BB: 0 P: 20	R: 0 E: 0 K: 0 S: 8	H: 0 LOB: 0 BB: 0 P: 14	R: 0 E: 0 K: 0 S: 7	H: 1 LOB: 2 BB: 0 P: 12	R: 1 E: 0 K: 1 S: 18	H: 3 LOB: 2 BB: 0 P: 20	R: 0 E: 0 K: 0 S: 8	H: 0 LOB: 0 BB: 0 P: 14	R: 1 E: 0 K: 1 S: 16	H: 3 LOB: 1 BB: 0 P: 22	R: 1 E: 1 K: 1 S: 21	H: 2 LOB: 2 BB: 0 P: 30		1B: 11 2B: 4 3B: 0 HR: 0	SF: 2 SAC: 0 DP: 1 HBP: 1	WP: 0 PB: 1 SB: 0 CS: 2
PITCHER	IP WLS BF H R ER SO BB IBB HBP BLK WP HR S P ERA WHIP																			
Kevin Appier, R (1, 1) ERA: 2.98	5.2 L 27 9 3 2 3 1 0 0 0 0 0 0 68 107 3.18 1.765																			
Dennis Cook, L (6, 1) ERA: 1.17	1.1 4 0 0 0 0 0 0 0 0 0 0 0 10 16 0.00 0.000																			
Lou Pote, R (8, 1) ERA: 2.19	1.2 10 5 2 2 1 0 0 0 0 0 0 0 34 46 10.80 3.000																			
Donne Wall, R (9, 1) ERA: 8.56	0.1 1 0 0 0 1 0 0 0 0 0 0 0 3 6 0.00 0.000																			

Batter	1	2	3	4	5	6	7	8	9	AB	R	H	RBI	BB	SO	LOB	BOTTOM					
Julio Ramirez, R (1, 9) OBP: 0.368, SLG: 0.611										4	0	1	0	0	3	2	Minnesota Twins @ Anaheim Angels Edison International Field, Anaheim, CA Sun May 26 2002, 4:05 PM EDT Att: 22,854 - Cloudy - 72 F					
Darin Erstad, L (1, 8) OBP: 0.343, SLG: 0.398										3	0	1	0	1	0	0						
Troy Glaus, R (1, 5) OBP: 0.359, SLG: 0.517										4	0	0	0	0	1	3						
16 Garret Anderson, L (1, 7) OBP: 0.293, SLG: 0.490										4	1	1	1	0	2	3						
Tim Salmon, R (1, 10) OBP: 0.362, SLG: 0.438										3	0	0	0	1	0	2						
Bengie Molina, R (1, 2) OBP: 0.298, SLG: 0.316										4	0	0	0	0	0	0						
Scott Spiezio, S (1, 3) OBP: 0.370, SLG: 0.374										3	0	2	0	1	0	0						
Jose Nieves, R (1, 4) OBP: 0.288, SLG: 0.322										3	1	2	0	0	0	1						
Alfredo Amezaga, S (1, 6) OBP: 0.200, SLG: 0.400										2	0	1	1	0	0	0						
Orlando Palmeiro, L (7, PH) OBP: 0.425, SLG: 0.413										0	0	0	0	0	0	0						
David Eckstein, R (7, PH) OBP: 0.350, SLG: 0.378										1	0	0	0	0	0	1						
Adam Kennedy, L (7, PR) OBP: 0.309, SLG: 0.377										1	0	0	0	0	0	1						
Inning Stats	R: 0 E: 0 K: 2 S: 17	H: 2 LOB: 2 BB: 0 P: 22	R: 1 E: 1 K: 1 S: 10	H: 2 LOB: 1 BB: 0 P: 17	R: 0 E: 0 K: 0 S: 6	H: 0 LOB: 0 BB: 0 P: 10	R: 0 E: 0 K: 0 S: 13	H: 1 LOB: 1 BB: 1 P: 21	R: 0 E: 0 K: 1 S: 7	H: 0 LOB: 0 BB: 0 P: 9	R: 1 E: 0 K: 0 S: 6	H: 1 LOB: 0 BB: 0 P: 9	R: 0 E: 0 K: 1 S: 11	H: 0 LOB: 2 BB: 0 P: 15	R: 0 E: 0 K: 1 S: 6	H: 0 LOB: 1 BB: 2 P: 16	R: 0 E: 0 K: 1 S: 11	H: 1 LOB: 1 BB: 0 P: 17	1B: 5 2B: 2 3B: 0 HR: 1	SF: 0 SAC: 1 DP: 0 HBP: 0	WP: 1 PB: 0 SB: 1 CS: 2	PA: 38
PITCHER	IP WLS BF H R ER SO BB IBB HBP BLK WP HR S P ERA WHIP																					
Eric Milton, L (1, 1) ERA: 4.93	6.0 W 24 6 2 1 4 1 0 0 0 0 0 0 4 4 1.50 1.167																					
Michael Jackson, R (7, 1) ERA: 0.89	0.1 H 2 1 0 0 0 0 0 0 0 0 0 0 4 4 0.00 3.000																					
J.C. Romero, L (7, 1) ERA: 0.31	1.2 H 6 0 0 0 2 2 0 0 0 0 1 0 13 27 0.00 1.200																					
Eddie Guardado, L (9, 1) ERA: 3.04	1.0 S 4 1 0 0 0 0 0 0 0 0 0 0 11 17 0.00 1.000																					

AB 38
R 5
H 14
RBI 4
BB 1
SO 5
LOB 17



Batter	1	2	3	4	5	6	7	8	9	AB	R	H	RBI	BB	SO	LOB	TOP										
Adam Kennedy, L OBP: 0.301, SLG: 0.366 (1, 4)	E8 HR	F8			F7		G4-3			4	1	0	0	0	0	1											
Darin Erstad, L OBP: 0.341, SLG: 0.412 (1, 8)	HR		F8		F7			K		4	1	1	2	0	1	0											
Troy Glaus, R OBP: 0.361, SLG: 0.534 (1, 5)	HR		K		1B			F8		4	1	2	1	0	1	0											
16 Garret Anderson, L OBP: 0.297, SLG: 0.505 (1, 7)	G3-1		1B		G4-3			HR		4	1	2	1	0	0	1											
Brad Fullmer, L OBP: 0.337, SLG: 0.490 (1, 10)	F7		F8				F9	G6-3		4	0	0	0	0	0	1											
Tim Salmon, R OBP: 0.354, SLG: 0.427 (1, 9)	K				F8		F8		K	4	0	0	0	0	2	0											
Scott Spiezio, S OBP: 0.361, SLG: 0.364 (1, 3)		F8			F7		P3	G4-3		4	0	0	0	0	0	0											
Bengie Molina, R OBP: 0.303, SLG: 0.321 (9, PR)		F4			1B		P4			4	0	2	0	0	0	0											
Alfredo Amezaga, S OBP: 0.200, SLG: 0.400 (9, PR)								DI 1B		0	0	0	0	0	0	0											
Jose Nieves, R OBP: 0.290, SLG: 0.323 (9, PH)					K		L8	G4-3		3	0	1	0	0	1	1											
Orlando Palmeiro, L OBP: 0.419, SLG: 0.406 (9, PH)										1	0	0	0	0	0	1											
Inning Stats	R: 3 E: 1 K: 1 S: 11	H: 2 LOB: 0 BB: 0 P: 15	R: 0 E: 0 K: 0 S: 9	H: 1 LOB: 1 BB: 0 P: 12	R: 0 E: 0 K: 1 S: 9	H: 1 LOB: 1 BB: 0 P: 11	R: 0 E: 0 K: 1 S: 12	H: 1 LOB: 1 BB: 0 P: 16	R: 0 E: 0 K: 0 S: 4	H: 0 LOB: 0 BB: 0 P: 4	R: 0 E: 0 K: 0 S: 6	H: 0 LOB: 0 BB: 0 P: 8	R: 1 E: 0 K: 1 S: 10	H: 1 LOB: 0 BB: 0 P: 14	R: 0 E: 0 K: 1 S: 7	H: 1 LOB: 2 BB: 0 P: 10	1B: 5 2B: 0 3B: 0 HR: 3	SF: 0 SAC: 0 DP: 0 HBP: 0	WP: 0 PB: 0 SB: 0 CS: 0	PA: 36							
PITCHER	IP	WLS	BF	H	R	ER	SO	BB	IBB	HBP	BLK	WP	HR	S	P	ERA	WHIP										
Paul Byrd, R ERA: 2.88 (1, 1)	7.2	W	31	7	4	3	4	0	0	0	0	0	3	68	89	3.52	0.913										
Brian Shouse, L ERA: 5.68 (8, 1)	0.1		1	0	0	0	0	0	0	0	0	0	0	2	4	0.00	0.000										
Roberto Hernandez, R ERA: 3.27 (9, 1)	1.0	S	4	1	0	0	1	0	0	0	0	0	0	7	10	0.00	1.000										

Anaheim Angels @ Kansas City Royals
Kauffman Stadium, Kansas City, MO
Tue May 28 2002, 7:05 PM CDT
Att: 11,773 - Cloudy - 80 F

AB 36
R 4
H 8
RBI 4
BB 0
SO 5
LOB 5



Batter	1	2	3	4	5	6	7	8	9	AB	R	H	RBI	BB	SO	LOB	BOTTOM										
Neftali Perez, S OBP: 0.260, SLG: 0.333 (1, 6)	G5-3		PB G3 1B	3B 1B		2B 29 SF9 1B		L4		5	2	3	1	0	0	0											
Carlos Febles, R OBP: 0.348, SLG: 0.348 (1, 4)	29 1B BB		G3	1H 3B		29 SF9 2B		F8		4	0	2	2	1	0	1											
Carlos Beltrán, S OBP: 0.346, SLG: 0.440 (1, 8)	K		K	29 CS BB		CS HBP		G3		3	0	0	0	1	2	2											
29 Mike Sweeney, R OBP: 0.415, SLG: 0.572 (1, 3)	1B			1B		SF9				3	1	2	1	0	0	2											
Joe Randa, R OBP: 0.358, SLG: 0.463 (1, 5)	K			SH1-3 2B 1B	L4	G3				4	1	1	0	0	1	4											
Michael Tucker, L OBP: 0.352, SLG: 0.368 (1, 7)		G4-6-3 1B		SH1-3 2B 1B	L4	S BB		G6-3		3	1	2	1	1	0	0											
Mark Quinn, R OBP: 0.298, SLG: 0.333 (1, 9)	G4-6-3		SH1-3	FC6-5-4				1B BB		2	0	0	0	1	0	2											
Luis Alicaia, S OBP: 0.290, SLG: 0.250 (1, 10)	B2-3		G4-3 1B 2B	G5-3				G4-6-3 1B		4	1	2	2	0	0	1											
Brent Mayne, L OBP: 0.290, SLG: 0.271 (1, 2)			F8	G4-3		1B 2B 1B		G4-6-3		4	1	1	0	0	0	3											
Inning Stats	R: 0 E: 0 K: 2 S: 11	H: 1 LOB: 2 BB: 1 P: 19	R: 0 E: 0 K: 0 S: 5	H: 1 LOB: 0 BB: 0 P: 9	R: 0 E: 0 K: 1 S: 10	H: 1 LOB: 1 BB: 0 P: 14	R: 5 E: 0 K: 0 S: 17	H: 6 LOB: 2 BB: 1 P: 28	R: 0 E: 0 K: 0 S: 10	H: 0 LOB: 1 BB: 1 P: 16	R: 2 E: 0 K: 0 S: 14	H: 3 LOB: 1 BB: 0 P: 22	R: 0 E: 0 K: 0 S: 9	H: 1 LOB: 1 BB: 1 P: 14	R: 0 E: 0 K: 0 S: 6	H: 0 LOB: 0 BB: 0 P: 9	1B: 10 2B: 2 3B: 1 HR: 0	SF: 1 SAC: 1 DP: 2 HBP: 1	WP: 0 PB: 1 SB: 2 CS: 1	PA: 39							
PITCHER	IP	WLS	BF	H	R	ER	SO	BB	IBB	HBP	BLK	WP	HR	S	P	ERA	WHIP										
Aaron Sele, R ERA: 5.31 (1, 1)	5.0	L	28	11	7	7	3	3	0	0	0	0	0	20	30	0.00	1.500										
Lou Pote, R ERA: 2.03 (6, 1)	2.0		8	2	0	0	0	1	0	1	0	0	0	6	9	0.00	0.000										
Donne Wall, R ERA: 7.98 (8, 1)	1.0		3	0	0	0	0	0	0	0	0	0	0	6	9	0.00	0.000										

Anaheim Angels @ Kansas City Royals
Kauffman Stadium, Kansas City, MO
Tue May 28 2002, 7:05 PM CDT
Att: 11,773 - Cloudy - 80 F

AB 32
R 7
H 13
RBI 7
BB 4
SO 3
LOB 15



Batter	1	2	3	4	5	6	7	8	9	AB	R	H	RBI	BB	SO	LOB	TOP										
David Eckstein, R (1, 10) OBP: 0.353, SLG: 0.377 Brad Fullmer, L (8, FH) OBP: 0.333, SLG: 0.483	1-1 E S 1B	2-1 F7			4-1 1B HR BB	1-2 G4-3		3-2 G3-1	1-0 G6-3	3	1	1	0	1	0	3											
Darin Erstad, L (1, 8) OBP: 0.348, SLG: 0.414 Julio Ramirez, R (8, FR) OBP: 0.368, SLG: 0.611	1-1 F7		1-1 F7		0-0 HR BB	2-2 HR S 1B		4-0 1B BB		4	2	2	2	1	0	1											
Troy Glaus, R (1, 5) OBP: 0.367, SLG: 0.549	4-1 16 C4-6-3 BB		2-2 F8		1-0 1-H 2-H HR	3-H K		2-2 16 C4-6-3 1B		4	1	2	3	1	1	1											
16 Garret Anderson, L (1, 7) OBP: 0.304, SLG: 0.510 Otiando Palmeiro, L (8, 7) OBP: 0.419, SLG: 0.406	1-0 G4-6-3		0-0 2B		2-1 S 1B G3	4-0 HR		1-0 G4-6-3		4	2	2	0	1	0	4											
Tim Salmon, R (1, 9) OBP: 0.365, SLG: 0.469		3-2 S 1B 2B	2-1 P3		2-1 G3 S 1B	0-0 HR		1-1 G4-3 2B		5	3	4	3	0	0	1											
Benjie Molina, R (1, 2) OBP: 0.294, SLG: 0.311		1-1 G1-3		0-1 G6-3	3-2 P3	0-1 F8		1-2 G4-3		5	0	0	0	0	0	4											
Scott Spiezio, S (1, 3) OBP: 0.362, SLG: 0.367		1-3 K		4-0 G6-3 BB	1-1 G3		2-2 P6	1-0 2B		4	1	1	2	1	1	2											
Jose Nieves, R (1, 4) OBP: 0.288, SLG: 0.318 Adam Kennedy, L (9, FH) OBP: 0.290, SLG: 0.364	2-0 1B BLK 1B		2-2 G6-3		0-0 F8		1-0 P4	2-3 K		4	0	1	1	0	0	2											
Alfredo Amezaga, S (1, 6) OBP: 0.500, SLG: 0.700	3-H 1B		0-2 BB 1B		0-2 G4-3 S 1B		3-2 G4-3	1-1 2B		5	2	4	1	0	0	0											
Inning Stats	R: 0 E: 0 K: 0 S: 6	H: 1 LOB: 1 BB: 1 P: 13	R: 1 E: 0 K: 1 S: 13	H: 3 LOB: 2 BB: 0 P: 24	R: 0 E: 0 K: 0 S: 8	H: 1 LOB: 1 BB: 0 P: 13	R: 0 E: 0 K: 0 S: 5	H: 0 LOB: 0 BB: 1 P: 11	R: 5 E: 0 K: 0 S: 16	H: 5 LOB: 1 BB: 1 P: 29	R: 4 E: 0 K: 1 S: 15	H: 3 LOB: 0 BB: 0 P: 23	R: 0 E: 0 K: 0 S: 8	H: 0 LOB: 0 BB: 0 P: 14	R: 0 E: 0 K: 0 S: 8	H: 1 LOB: 2 BB: 1 P: 18	R: 2 E: 0 K: 1 S: 13	H: 3 LOB: 1 BB: 0 P: 20	1B: 10 2B: 5 3B: 0 HR: 2	SF: 0 SAC: 0 DP: 3 HBP: 0	WP: 0 PB: 0 SB: 6 CS: 0	PA: 46					
PITCHER	IP	WLS	BF	H	R	ER	SO	BB	IBB	HBP	BLK	WP	HR	S	P	ERA	WHIP										
Jeremy Affeldt, L (1, 1) ERA: 3.83	4.0	L	23	10	6	6	1	3	0	0	1	0	1	42	80	13.50	3.250										
Mac Suzuki, R (5, 1) ERA: 18.0	2.0	10	3	4	4	1	0	1	0	0	0	0	1	21	33	18.00	1.500										
Brad Voyles, R (7, 1) ERA: 4.15	1.0	3	0	0	0	0	0	0	0	0	0	0	0	8	14	0.00	0.000										
Cory Bailey, R (8, 1) ERA: 3.38	1.0	4	1	0	0	0	1	0	0	0	0	0	0	8	18	0.00	2.000										
Miguel Asencio, R (9, 1) ERA: 7.15	1.0	6	3	2	2	1	0	0	0	0	0	0	0	13	20	18.00	3.000										

Anaheim Angels @ Kansas City Royals
Kauffman Stadium, Kansas City, MO
Wed May 29 2002, 7:05 PM CDT
Att. 13,662 - Sunny - 82 F

AB 41
R 12
H 17
RBI 12
BB 5
SO 3
LOB 20



Batter	1	2	3	4	5	6	7	8	9	AB	R	H	RBI	BB	SO	LOB	BOTTOM										
Neftali Perez, S (1, 6) OBP: 0.265, SLG: 0.344	1-0 E 3B		0-1 L6			4-2 FC6-4 BB		3-2 F8		3	1	1	0	1	0	0											
Carlos Febles, R (1, 4) OBP: 0.346, SLG: 0.345	2-3 K		1-1 G4-3		0-1 FC6-4 G6-3 WP 1-2	2-1 1B		2-1 1B		4	0	1	0	0	1	2											
Carlos Beltrán, S (1, 8) OBP: 0.344, SLG: 0.435	1-0 E4		2-1 29 C5-4-3 1B		2-0 G6-3			1-0 G3-1		4	0	1	1	0	0	2											
29 Mike Sweeney, R (1, 3) OBP: 0.407, SLG: 0.560	3-H F9		0-0 G5-4-3		1-3 K			1-3 K		4	0	0	0	0	2	2											
Joe Randa, R (1, 5) OBP: 0.350, SLG: 0.451		2-0 P4			1-0 F9			0-1 F8		4	0	0	0	0	0	0											
Michael Tucker, L (1, 7) OBP: 0.348, SLG: 0.364		1-1 CS 1B			1-1 G6-3			0-1 F7		4	0	1	0	0	1	0											
Mark Quinn, R (1, 9) OBP: 0.317, SLG: 0.407		2-2 G4-3			2-1 HR			0-0 1B		3	1	2	1	0	0	1											
Luis Alicea, S (1, 10) OBP: 0.292, SLG: 0.270			2-2 F8		0-1 2B			0-3 K		3	0	1	0	0	1	1											
A.J. Hinch, R (1, 2) OBP: 0.299, SLG: 0.423			1-3 K		2-2 F8			0-0 P4		3	0	0	0	0	1	1											
Inning Stats	R: 1 E: 1 K: 1 S: 7	H: 1 LOB: 0 BB: 0 P: 12	R: 0 E: 0 K: 0 S: 7	H: 1 LOB: 0 BB: 0 P: 12	R: 0 E: 0 K: 1 S: 8	H: 0 LOB: 0 BB: 0 P: 11	R: 0 E: 0 K: 0 S: 5	H: 1 LOB: 0 BB: 0 P: 8	R: 1 E: 0 K: 0 S: 10	H: 2 LOB: 1 BB: 0 P: 16	R: 0 E: 0 K: 1 S: 10	H: 0 LOB: 1 BB: 1 P: 17	R: 0 E: 0 K: 1 S: 8	H: 1 LOB: 1 BB: 0 P: 8	R: 0 E: 0 K: 0 S: 8	H: 1 LOB: 0 BB: 0 P: 14	R: 0 E: 0 K: 2 S: 8	H: 0 LOB: 0 BB: 0 P: 9	1B: 4 2B: 1 3B: 1 HR: 1	SF: 0 SAC: 0 DP: 1 HBP: 0	WP: 1 PB: 0 SB: 0 CS: 1	PA: 33					
PITCHER	IP	WLS	BF	H	R	ER	SO	BB	IBB	HBP	BLK	WP	HR	S	P	ERA	WHIP										
Ramon Ortiz, R (1, 1) ERA: 3.47	8.0	W	30	7	2	2	4	1	0	0	0	0	1	63	98	2.25	1.000										
Ben Weber, R (9, 1) ERA: 3.6	1.0	3	0	0	0	0	2	0	0	0	0	0	0	8	9	0.00	0.000										

Anaheim Angels @ Kansas City Royals
Kauffman Stadium, Kansas City, MO
Wed May 29 2002, 7:05 PM CDT
Att. 13,662 - Sunny - 82 F

AB 32
R 2
H 7
RBI 2
BB 1
SO 6
LOB 9



Batter	1	2	3	4	5	6	7	8	9	10	AB	R	H	RBI	BB	SO	LOB	TOP		
Orlando Palmeiro, L OBP: 0.405, SLG: 0.391 David Eckstein, R OBP: 0.356, SLG: 0.381 Julio Ramirez, R OBP: 0.363, SLG: 0.611	1-1 P6	2-2 1B		2-2 G4-3		1-2 G6-3		0-1 G4-3		2-2 1B	5	0	1	0	0	0	1	Anaheim Angels @ Minnesota Twins Hubert H. Humphrey Metrodome, Minneapolis, MN Thu May 30 2002, 8:05 PM EDT Att. 14,521 - Dome - 72 F		
Darin Erstad, L OBP: 0.358, SLG: 0.433	1-0 HR	2-2 G4-3		0-1 1B		4-0 1B		4-0 1B		1-3 K	4	1	2	1	2	1	2			
Troy Glaus, R OBP: 0.371, SLG: 0.541	2-2 F2			4-2 E		4-1 1B		1-1 F9		2-1 P3	3	1	0	0	3	0	2			
16 Garret Anderson, L OBP: 0.306, SLG: 0.510	0-0 2B			1-0 P6		0-1 F9		1-1 1B		0-1 SF8	4	0	2	1	0	0	3			
Brad Fullmer, L OBP: 0.329, SLG: 0.481 Scott Spiezo, S OBP: 0.362, SLG: 0.367	0-0 1B			1-0 E5		1-2 F9		1-3 1B		2-3 F9	5	1	1	0	0	1	7			
Tim Salmon, R OBP: 0.351, SLG: 0.461	0-2 P4			0-0 E8		1-0 G5-3		1-0 F3		1-1 F1	5	1	1	1	0	0	2			
Adam Kennedy, L OBP: 0.314, SLG: 0.392				2-2 G3		1-2 2B		1-3 K		0-0 1B	5	1	4	1	0	1	0			
Jorge Fabregas, L OBP: 0.167, SLG: 0.143 Bengie Molina, R OBP: 0.292, SLG: 0.309				0-1 G3		0-0 F8		2-3 K		2-3 K	4	0	0	1	0	1	3			
Jose Nieves, R OBP: 0.282, SLG: 0.310				0-0 G6-3		0-1 G6-3		0-2 G4-3		1-0 P4	5	1	1	1	0	1	3			
Inning Stats	R: 1 E: 0 K: 0 S: 14	H: 3 LOB: 2 BB: 0 P: 18	R: 1 E: 0 K: 0 S: 13	H: 2 LOB: 1 BB: 0 P: 19	R: 3 E: 2 K: 1 S: 12	H: 2 LOB: 1 BB: 1 P: 20	R: 0 E: 0 K: 0 S: 11	H: 1 LOB: 2 BB: 1 P: 18	R: 0 E: 0 K: 1 S: 10	H: 0 LOB: 0 BB: 0 P: 12	R: 1 E: 0 K: 0 S: 10	H: 1 LOB: 2 BB: 2 P: 18	R: 0 E: 0 K: 1 S: 9	H: 1 LOB: 1 BB: 0 P: 11	R: 0 E: 0 K: 1 S: 9	H: 1 LOB: 1 BB: 0 P: 14	1B: 9 2B: 3 3B: 0 HR: 1		SF: 1 SAC: 0 DP: 0 HBP: 0	WP: 0 PB: 0 SB: 0 CS: 1
PITCHER	IP WLS BF H R ER SO BB IBB HBP BLK WP HR S P ERA WHIP	0.1 0.1 16 6 4 2 1 0 0 0 0 0 0 1 3 5 27.00 3.000	2.2 2.2 9 2 0 0 0 0 0 0 0 0 0 0 23 33 6.75 2.625	4.1 4.1 9 2 0 0 0 0 0 0 0 0 0 0 23 33 0.00 1.500	6.1 6.1 8 1 0 0 3 1 0 0 0 0 0 0 18 30 0.00 1.000	8.1 8.1 6 1 1 1 0 1 1 0 0 0 0 0 10 18 9.00 2.000	PITCHER	IP WLS BF H R ER SO BB IBB HBP BLK WP HR S P ERA WHIP	2.0 2.0 7 2 0 0 2 0 0 0 0 0 0 0 7 25 0.00 1.000											
Brad Radke, R ERA: 5.23 Jack Cressend, R ERA: 6.04 LaTroy Hawkins, R ERA: 1.64 J.C. Romero, L ERA: 0.57 Michael Jackson, R ERA: 1.21																				

Batter	1	2	3	4	5	6	7	8	9	10	AB	R	H	RBI	BB	SO	LOB	BOTTOM			
Cristian Guzman, S OBP: 0.251, SLG: 0.295	0-1 L4										5	0	2	2	0	1	1	Anaheim Angels @ Minnesota Twins Hubert H. Humphrey Metrodome, Minneapolis, MN Thu May 30 2002, 8:05 PM EDT Att. 14,521 - Dome - 72 F			
Doug Mientkiewicz, L OBP: 0.376, SLG: 0.363	4-2 BB										2	1	1	0	2	1	0				
Toni Hunter, R OBP: 0.364, SLG: 0.590	0-3 K										4	1	1	1	1	3	3				
David Ortiz, L OBP: 0.310, SLG: 0.438	1-3 K										5	1	1	0	0	1	7				
Brian Buchanan, R OBP: 0.320, SLG: 0.454 Jacque Jones, L OBP: 0.346, SLG: 0.502											3	0	1	2	0	0	0				
Corey Koskie, L OBP: 0.393, SLG: 0.445											4	0	1	1	0	2	3				
Dustin Mohr, R OBP: 0.368, SLG: 0.435											4	2	1	0	1	0	1				
Tom Prince, R OBP: 0.381, SLG: 0.618 A.J. Pierzynski, L OBP: 0.367, SLG: 0.466											2	1	0	0	1	0	1				
Jay Canizaro, R OBP: 0.281, SLG: 0.306 Bobby Kielty, S OBP: 0.442, SLG: 0.484 Denny Hocking, S OBP: 0.324, SLG: 0.328											3	1	1	1	0	1	0				
Inning Stats	R: 0 E: 0 K: 2 S: 11	H: 0 LOB: 1 BB: 1 P: 16	R: 0 E: 0 K: 0 S: 10	H: 1 LOB: 1 BB: 0 P: 15	R: 0 E: 0 K: 1 S: 9	H: 2 LOB: 2 BB: 0 P: 17	R: 0 E: 0 K: 0 S: 3	H: 0 LOB: 0 BB: 0 P: 5	R: 4 E: 0 K: 1 S: 12	H: 3 LOB: 1 BB: 1 P: 22	R: 0 E: 0 K: 3 S: 11	H: 0 LOB: 0 BB: 0 P: 13	R: 2 E: 0 K: 0 S: 13	H: 4 LOB: 2 BB: 1 P: 27	R: 0 E: 0 K: 1 S: 15	H: 0 LOB: 2 BB: 2 P: 31	R: 1 E: 0 K: 0 S: 6		H: 1 LOB: 1 BB: 1 P: 10	1B: 5 2B: 5 3B: 1 HR: 0	SF: 2 SAC: 0 DP: 0 HBP: 1
PITCHER	IP WLS BF H R ER SO BB IBB HBP BLK WP HR S P ERA WHIP	0.1 0.1 1 0 0 0 1 0 0 0 0 0 0 3 3 0.00 0.000	6.2 6.2 1 1 1 1 0 0 0 0 0 0 0 2 4 0.00 0.000	8.1 8.1 0.2 H 4 2 0 0 0 0 0 0 0 6 13 0.00 3.000	9.4 9.4 1.1 B 7 1 1 1 1 3 0 0 0 1 0 20 41 6.75 3.000	PITCHER	IP WLS BF H R ER SO BB IBB HBP BLK WP HR S P ERA WHIP	0.2 0.2 4 1 1 1 0 1 0 0 0 0 0 0 6 10 13.50 3.000													
Scott Schoeneweis, L ERA: 5.43 Ben Weber, R ERA: 3.54 Dennis Cook, L ERA: 1.76 All Levine, R ERA: 3.24 Troy Percival, R ERA: 3.0																					

AB	42
R	6
H	13
RBI	6
BB	5
SO	6
LOB	24

AB	37
R	7
H	11
RBI	7
BB	6
SO	9
LOB	21



Batter	1	2	3	4	5	6	7	8	9	AB	R	H	RBI	BB	SO	LOB	TOP							
David Eckstein, R (1, 10) OBP: 0.353, SLG: 0.376 Brad Fullmer, L (9, FH) OBP: 0.327, SLG: 0.478	F7		L3	1B SF8 1B	G6-3			K	F7	5	1	1	1	0	1	1								
Darin Erstad, L (1, 8) OBP: 0.395, SLG: 0.429 Julio Ramirez, R (8, FH) OBP: 0.350, SLG: 0.579	F8		F9	16 BB 1B		G3		K		4	0	1	1	0	0	1								
Troy Glaus, R (1, 5) OBP: 0.367, SLG: 0.534 Jose Nieves, R (9, 5)	F8		E7 1B	SF8		K		K		4	0	1	2	0	2	0								
16 Garret Anderson, L (1, 7) OBP: 0.309, SLG: 0.512 Oriando Palmeiro, L (8, 7) OBP: 0.400, SLG: 0.386		2B 2B	G3	1-2 BB		F9			L6	3	1	1	0	1	0	1								
Tim Salmon, R (1, 9) OBP: 0.367, SLG: 0.465		G4-3 2H 2B		1B K			K		2B 1B BB	3	2	1	1	2	2	2								
Bengie Molina, R (1, 2) OBP: 0.307, SLG: 0.335		G4-3		1B 2B 1B	2B WP 1B				1B 1B 2B	5	3	4	0	0	0	1								
Scott Spiezio, S (1, 3) OBP: 0.369, SLG: 0.382		F9		1B 1B 1B	WP SF8 2B				1B 1B 1B	5	2	3	2	0	0	2								
Benji Gil, R (1, 6) OBP: 0.250, SLG: 0.267		F9		1B 1B 1B	F9				1B 1B 1B	5	1	2	2	0	0	3								
Adam Kennedy, L (1, 4) OBP: 0.317, SLG: 0.401			E 2B	P1 1B	SF8				G4-3 1B	4	1	2	1	0	0	2								
Inning Stats	R: 0 E: 0 K: 0 S: 8	H: 0 LOB: 0 BB: 0 P: 12	R: 1 E: 0 K: 0 S: 10	H: 2 LOB: 1 BB: 0 P: 14	R: 1 E: 1 K: 0 S: 12	H: 2 LOB: 1 BB: 0 P: 13	R: 5 E: 0 K: 1 S: 23	H: 5 LOB: 2 BB: 2 P: 36	R: 2 E: 0 K: 0 S: 12	H: 2 LOB: 0 BB: 0 P: 19	R: 0 E: 0 K: 1 S: 8	H: 0 LOB: 0 BB: 0 P: 12	R: 0 E: 0 K: 1 S: 12	H: 1 LOB: 1 BB: 0 P: 13	R: 0 E: 0 K: 2 S: 9	H: 0 LOB: 0 BB: 1 P: 12	R: 2 E: 0 K: 1 S: 21	H: 4 LOB: 3 BB: 1 P: 33	1B: 10 2B: 6 3B: 0 HR: 0	SF: 2 SAC: 0 DP: 0 HBP: 0	WP: 1 PB: 0 SB: 0 CS: 0	PA: 46		
PITCHER	IP	WLS	BF	H	R	ER	SO	BB	IBB	HBP	BLK	WP	HR	S	P	ERA	WHIP							
Eric Milton, L (1, 1) ERA: 5.61	3.1	L	19	8	7	7	0	1	0	0	0	0	0	44	60	18.90	2.700							
Johan Santana, L (4, 1) ERA: 6.75	5.1		24	6	4	4	6	2	0	0	0	1	0	62	91	6.75	1.500							
Bob Wells, R (9, 1) ERA: 6.18	0.1		3	2	0	0	0	0	0	0	0	0	0	9	13	0.00	6.000							

Anaheim Angels @ Minnesota Twins
Hubert H. Humphrey Metrodome, Minneapolis, MN

AB 41
R 11
H 16
RBI 10
BB 3
SO 6
LOB 16



Fri May 31 2002, 8:05 PM EDT
Att: 17,101 - Dome - 72 F

Batter	1	2	3	4	5	6	7	8	9	AB	R	H	RBI	BB	SO	LOB	BOTTOM							
Jacque Jones, L (1, 7) OBP: 0.343, SLG: 0.502	K	K					G4-3		SF9	4	0	1	1	0	2	3								
Cristian Guzman, S (1, 6) OBP: 0.251, SLG: 0.291 David Ortiz, L (9, FH) OBP: 0.308, SLG: 0.434	G6-3 BB	F7			P6		G5-3		K	3	0	0	0	1	0	5								
Tori Hunter, R (1, 8) OBP: 0.359, SLG: 0.582 Bobby Kielty, S (7, 8) OBP: 0.438, SLG: 0.479	G6-3		K		G5-3		G6-3			3	0	0	0	0	1	3								
Brian Buchanan, R (1, 10) OBP: 0.308, SLG: 0.436	L7		F2		F3			K		4	0	0	0	0	1	3								
Doug Mientkiewicz, L (1, 3) OBP: 0.383, SLG: 0.374		WP E 2B	G6-3			2B SF7 1B		G6-3 BB		3	2	2	0	1	0	0								
Dustin Mohr, R (1, 9) OBP: 0.372, SLG: 0.440		E S BB		K		SF7 2B		G6-3		3	0	1	0	1	1	1								
Jay Canizaro, R (1, 5) OBP: 0.280, SLG: 0.304		F8		G6-3		K			FC6-4 1B SF9 1B	4	1	1	0	0	1	4								
A.J. Pierzynski, L (1, 2) OBP: 0.364, SLG: 0.463	E1		K		SF7			FC6-4 1B		3	0	1	1	0	1	1								
Denny Hocking, S (1, 4) OBP: 0.322, SLG: 0.321	FC4				2B BB		K		FC6-4 1B	3	0	0	0	1	1	5								
Inning Stats	R: 0 E: 0 K: 1 S: 8	H: 0 LOB: 1 BB: 1 P: 12	R: 1 E: 1 K: 1 S: 15	H: 1 LOB: 3 BB: 1 P: 29	R: 0 E: 0 K: 2 S: 15	H: 0 LOB: 0 BB: 0 P: 17	R: 0 E: 0 K: 2 S: 15	H: 0 LOB: 0 BB: 0 P: 20	R: 0 E: 0 K: 0 S: 11	H: 1 LOB: 2 BB: 1 P: 19	R: 1 E: 0 K: 2 S: 11	H: 2 LOB: 1 BB: 0 P: 17	R: 0 E: 0 K: 0 S: 8	H: 0 LOB: 0 BB: 0 P: 11	R: 0 E: 0 K: 1 S: 7	H: 0 LOB: 0 BB: 1 P: 15	R: 1 E: 0 K: 1 S: 11	H: 2 LOB: 1 BB: 0 P: 16	1B: 3 2B: 3 3B: 0 HR: 0	SF: 2 SAC: 0 DP: 1 HBP: 0	WP: 1 PB: 0 SB: 1 CS: 0	PA: 38		
PITCHER	IP	WLS	BF	H	R	ER	SO	BB	IBB	HBP	BLK	WP	HR	S	P	ERA	WHIP							
Jarrod Washburn, L (1, 1) ERA: 3.29	6.0	W	27	4	2	1	7	3	0	0	0	0	0	71	114	1.50	1.167							
Ben Weber, R (7, 1) ERA: 3.22	2.0		6	0	0	0	1	1	0	0	0	0	0	15	26	0.00	0.500							
Donne Wall, R (9, 1) ERA: 8.04	1.0		5	2	1	1	1	0	0	0	0	0	0	11	16	9.00	2.000							

Anaheim Angels @ Minnesota Twins
Hubert H. Humphrey Metrodome, Minneapolis, MN

AB 32
R 3
H 6
RBI 2
BB 4
SO 9
LOB 26



Fri May 31 2002, 8:05 PM EDT
Att: 17,101 - Dome - 72 F

Batter	1	2	3	4	5	6	7	8	9	AB	R	H	RBI	BB	SO	LOB	TOP					
Adam Kennedy, L (1,4) OBP: 0.320, SLG: 0.408	F7		P6						G4-6-3	5	0	2	0	0	0	2						
Darin Erstad, L (1,8) OBP: 0.346, SLG: 0.419	F7		G4-3							4	0	0	0	0	0	3						
Troy Glaus, R (1,5) OBP: 0.360, SLG: 0.523	G5-3									4	0	0	0	0	0	0						
16 Garret Anderson, L (1,7) OBP: 0.313, SLG: 0.516										4	1	2	0	0	0	0						
Brad Fullmer, L (1,10) OBP: 0.337, SLG: 0.484										2	0	1	1	1	1	0						
Tim Salmon, R (1,9) OBP: 0.374, SLG: 0.494										4	1	3	1	0	0	2						
Scott Spiezio, S (1,3) OBP: 0.372, SLG: 0.391										4	0	2	0	0	0	3						
Bengie Molina, R (1,2) OBP: 0.306, SLG: 0.333										4	0	1	0	0	0	2						
Julio Ramirez, R (9, PR) OBP: 0.350, SLG: 0.579										0	0	0	0	0	0	0						
Benji Gil, R (1,6) OBP: 0.200, SLG: 0.211										4	0	0	0	0	1	3						
Inning Stats	R: 0 E: 0 K: 0 S: 6	H: 0 LOB: 0 BB: 0 P: 12	R: 1 E: 0 K: 0 S: 11	H: 3 LOB: 1 BB: 0 P: 13	R: 0 E: 0 K: 0 S: 5	H: 0 LOB: 0 BB: 0 P: 7	R: 0 E: 0 K: 0 S: 7	H: 1 LOB: 1 BB: 1 P: 14	R: 0 E: 0 K: 0 S: 10	H: 2 LOB: 2 BB: 0 P: 16	R: 0 E: 0 K: 0 S: 15	H: 1 LOB: 2 BB: 0 P: 22	R: 0 E: 0 K: 0 S: 5	H: 1 LOB: 1 BB: 0 P: 8	R: 0 E: 0 K: 1 S: 6	H: 0 LOB: 0 BB: 0 P: 9	R: 1 E: 0 K: 0 S: 7	H: 3 LOB: 2 BB: 0 P: 9	1B: 5 2B: 5 3B: 0 HR: 1	SF: 0 SAC: 0 DP: 2 HBP: 1	WP: 0 PB: 0 SB: 1 CS: 0	PA: 37
PITCHER	IP	WLS	BF	H	R	ER	SO	BB	IBB	HBP	BLK	WP	HR	S	P	ERA	WHIP					
Kyle Lohse, R (1,1) ERA: 4.48	7.0	W	29	8	1	1	0	1	0	1	0	0	0	59	92	1.29	1.286					
J.C. Romero, L (8,1) ERA: 0.56	1.0	H	3	0	0	0	1	0	0	0	0	0	0	6	9	0.00	0.000					
Eddie Guardado, L (9,1) ERA: 2.93	1.0	S	5	3	1	1	1	0	0	0	0	0	1	7	9	9.00	3.000					

Anaheim Angels @ Minnesota Twins
Hubert H. Humphrey Metrodome, Minneapolis, MN

AB 35
R 2
H 11
RBI 2
BB 1
SO 2
LOB 15



Sat Jun 01 2002, 7:05 PM EDT
Att: 17,480 - Dome - 72 F

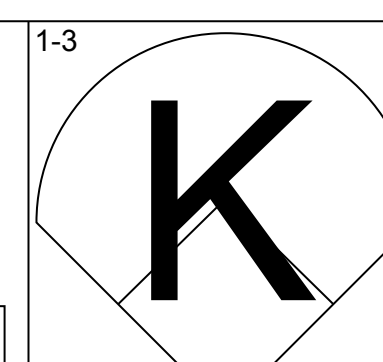
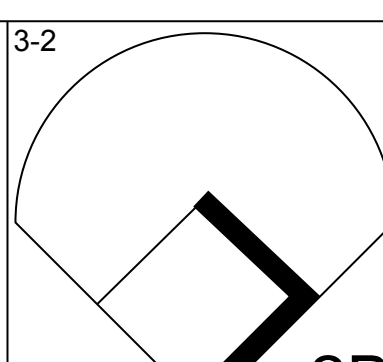
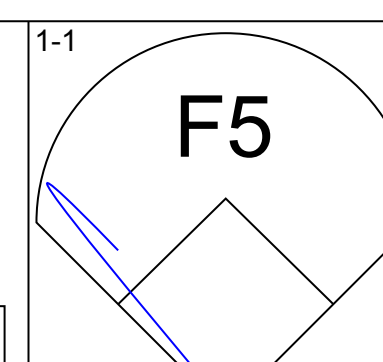
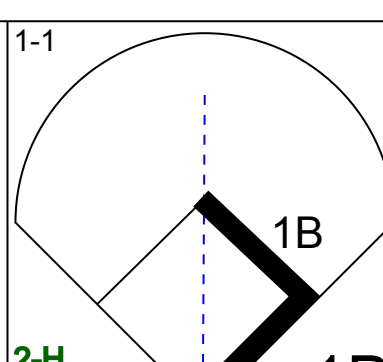
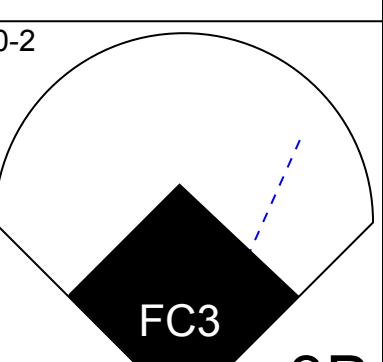
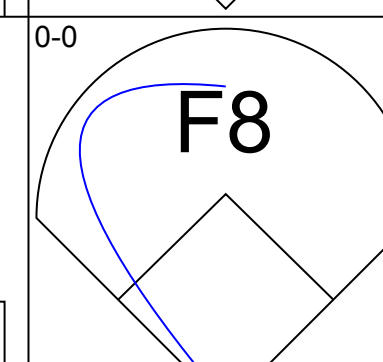
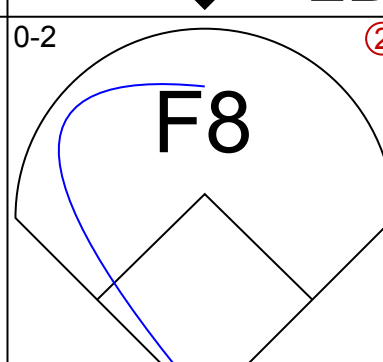
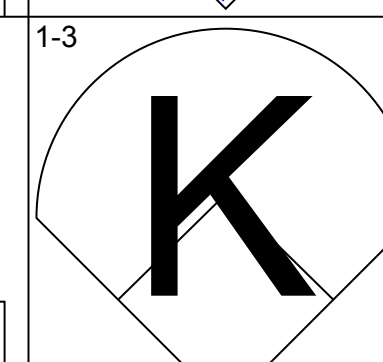
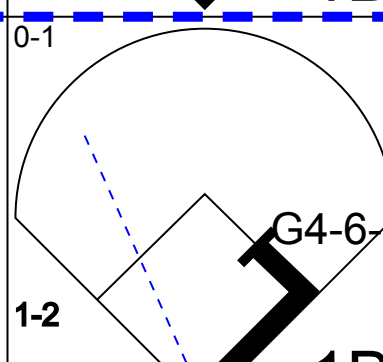
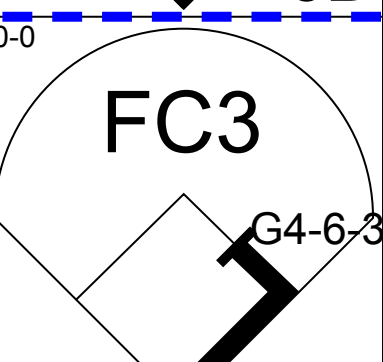
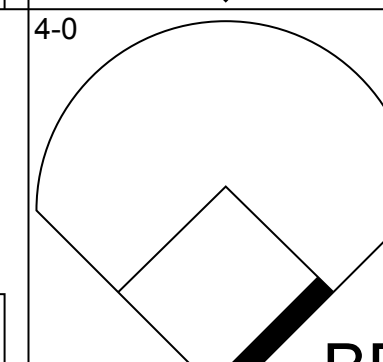
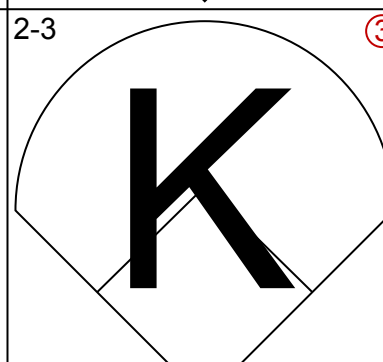
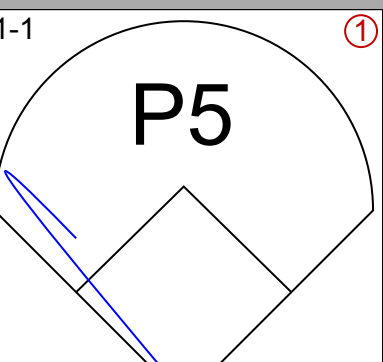
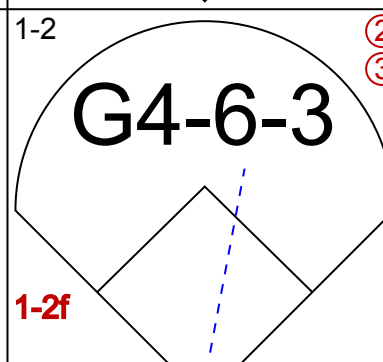
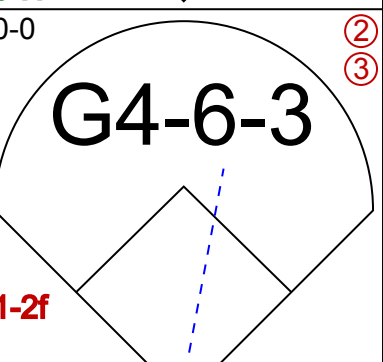
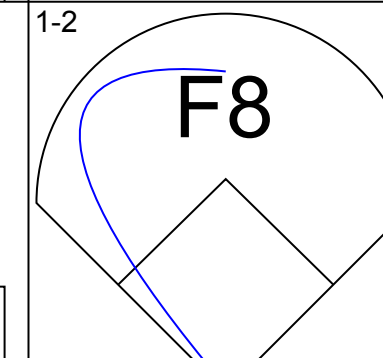
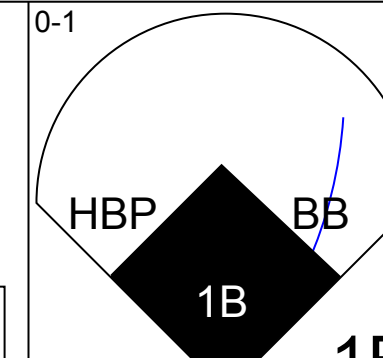
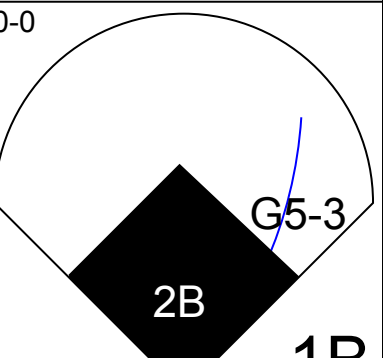
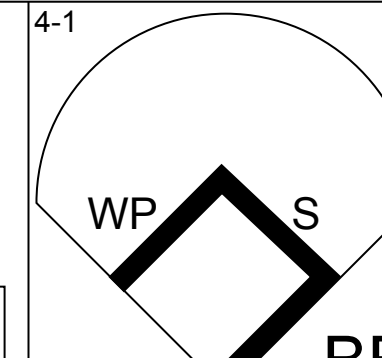
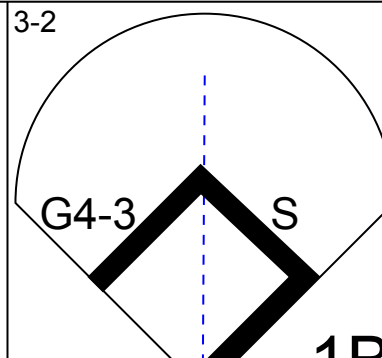
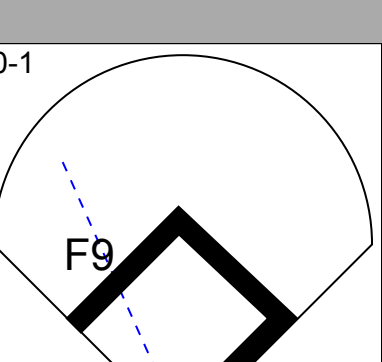
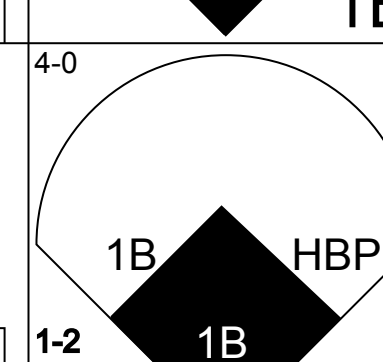
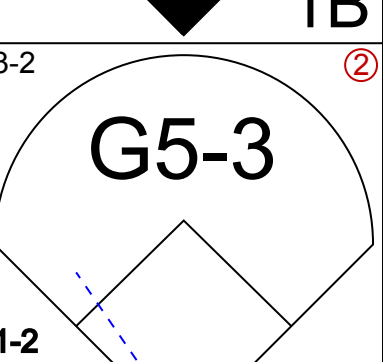
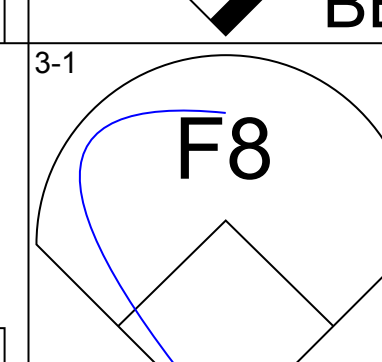
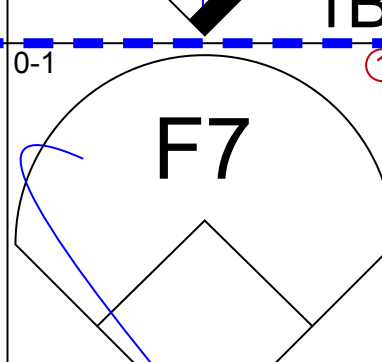
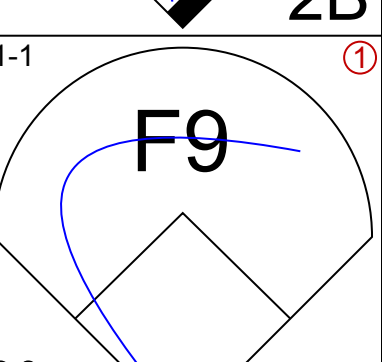
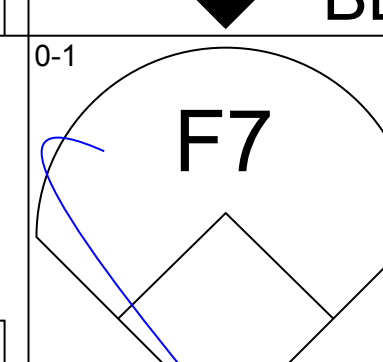
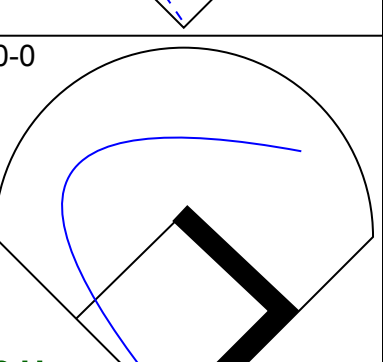
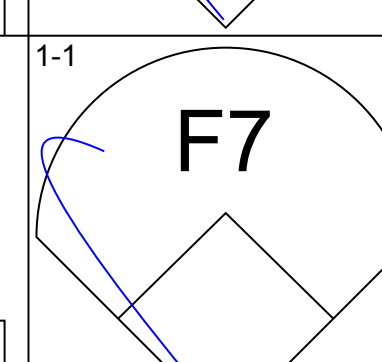
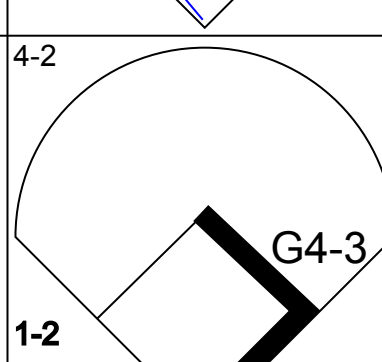
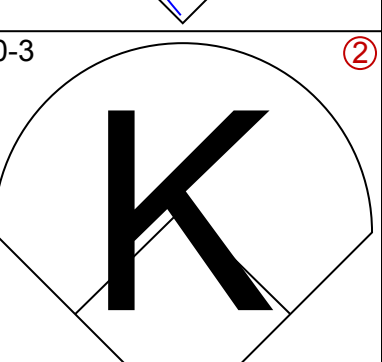
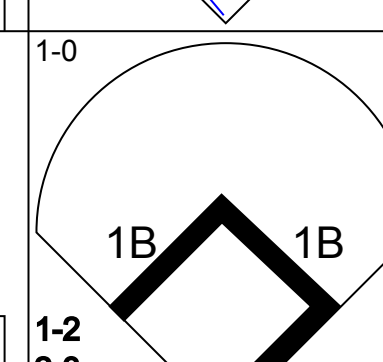
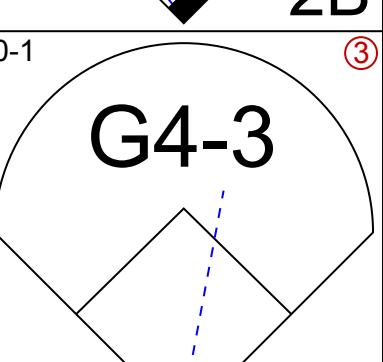
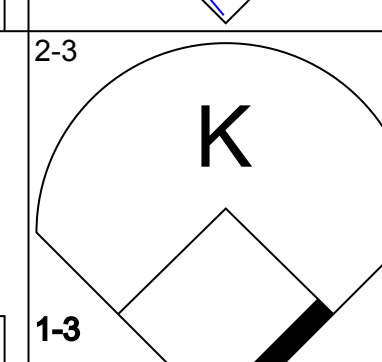
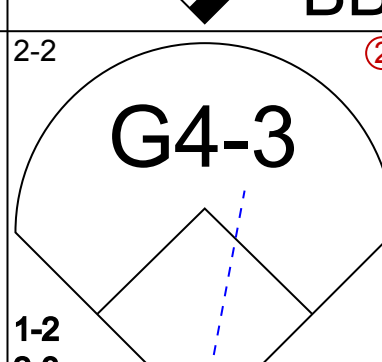
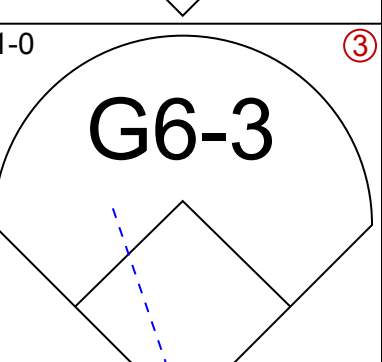
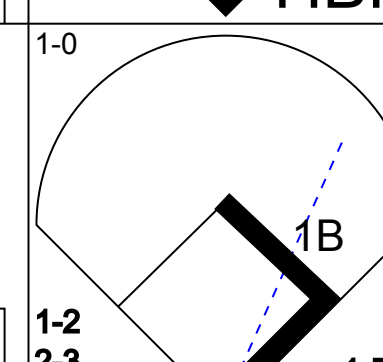
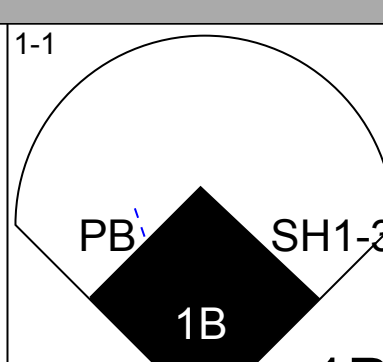

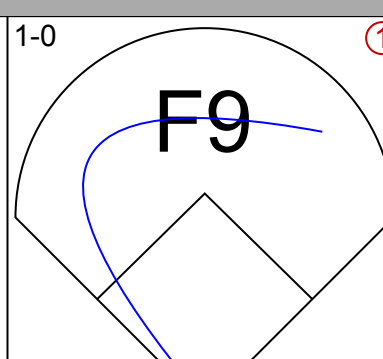
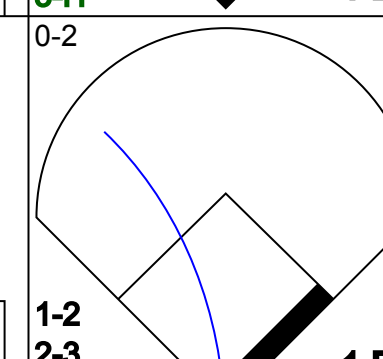
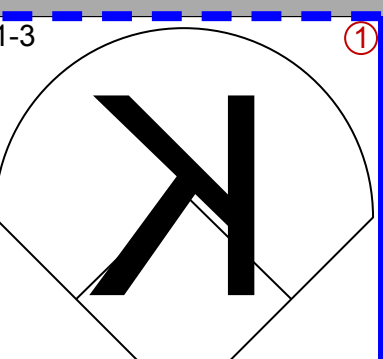
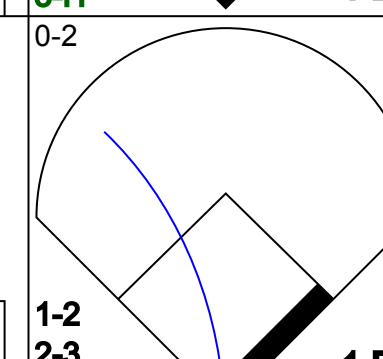
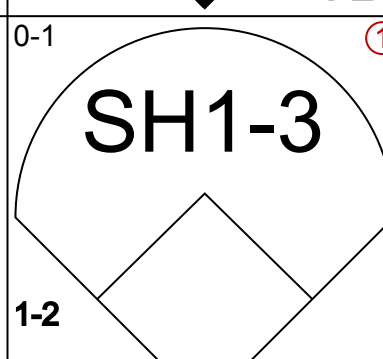
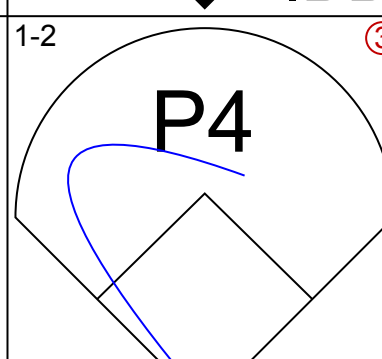
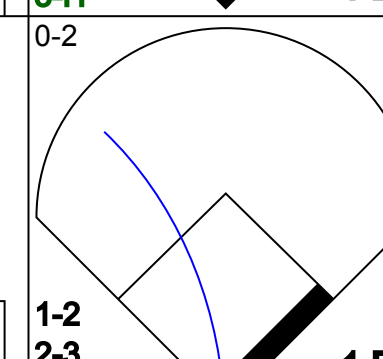
Batter	1	2	3	4	5	6	7	8	9	AB	R	H	RBI	BB	SO	LOB	BOTTOM				
Jacque Jones, L (1,7) OBP: 0.350, SLG: 0.507										4	1	3	1	0	0	0					
Cristian Guzman, S (1,6) OBP: 0.256, SLG: 0.309										4	1	2	2	0	2	3					
Doug Mientkiewicz, L (1,3) OBP: 0.385, SLG: 0.380										3	0	1	0	1	1	1					
Corey Koskie, L (1,5) OBP: 0.390, SLG: 0.436										3	1	0	0	1	2	4					
Tori Hunter, R (1,8) OBP: 0.361, SLG: 0.585										4	0	2	1	0	1	0					
David Ortiz, L (1,10) OBP: 0.299, SLG: 0.419										4	0	0	0	0	1	2					
Bobby Kielty, S (1,9) OBP: 0.427, SLG: 0.464										3	0	0	0	0	0	0					
A.J. Pierzynski, L (1,2) OBP: 0.364, SLG: 0.467										3	1	1	0	0	0	0					
Denny Hocking, S (1,4) OBP: 0.322, SLG: 0.321										3	0	1	0	0	0	1					
Inning Stats	R: 0 E: 0 K: 1 S: 9	H: 2 LOB: 1 BB: 0 P: 15	R: 0 E: 0 K: 1 S: 8	H: 0 LOB: 0 BB: 0 P: 13	R: 0 E: 0 K: 2 S: 13	H: 2 LOB: 3 BB: 1 P: 21	R: 0 E: 0 K: 0 S: 8	H: 0 LOB: 0 BB: 0 P: 13	R: 0 E: 0 K: 0 S: 5	H: 0 LOB: 0 BB: 0 P: 7	R: 1 E: 0 K: 0 S: 10	H: 2 LOB: 1 BB: 1 P: 17	R: 3 E: 0 K: 1 S: 11	H: 3 LOB: 0 BB: 0 P: 14	R: 0 E: 0 K: 2 S: 10	H: 1 LOB: 1 BB: 0 P: 14	1B: 6 2B: 4 3B: 0 HR: 1	SF: 0 SAC: 0 DP: 1 HBP: 0	WP: 0 PB: 0 SB: 0 CS: 2	PA: 33	
PITCHER	IP	WLS	BF	H	R	ER	SO	BB	IBB	HBP	BLK	WP	HR	S	P	ERA	WHIP				
Kevin Appier, R (1,1) ERA: 3.22	6.2	L	29	9	4	4	4	2	0	0	0	0	0	3	4	0.00	0.000				
Dennis Cook, L (7,1) ERA: 1.72	0.1		1	0	0	0	1	0	0	0	0	0	0	3	4	0.00	0.000				
Donne Wall, R (8,1) ERA: 7.56	1.0		4	1	0	0	2	0	0	0	0	0	0	10	14	0.00	1.000				

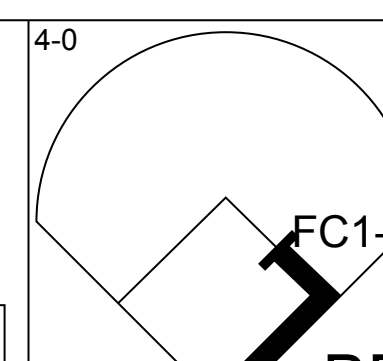
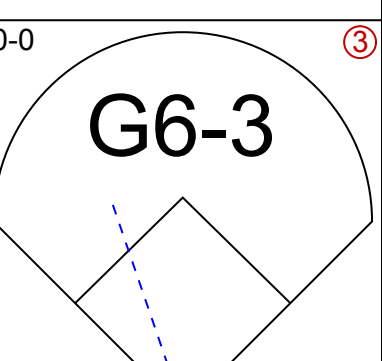
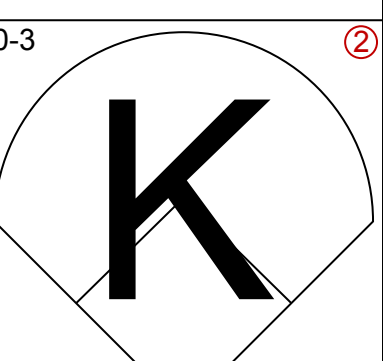
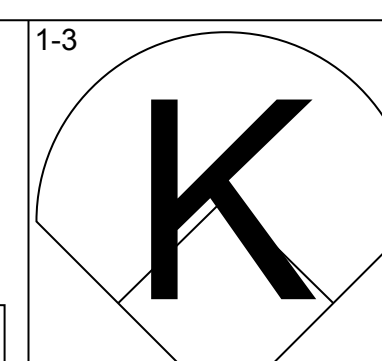
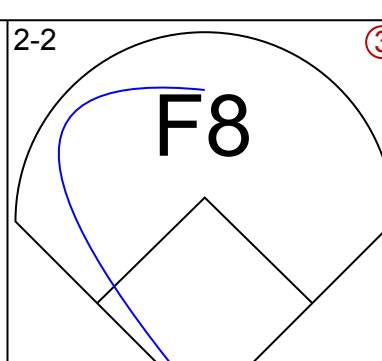
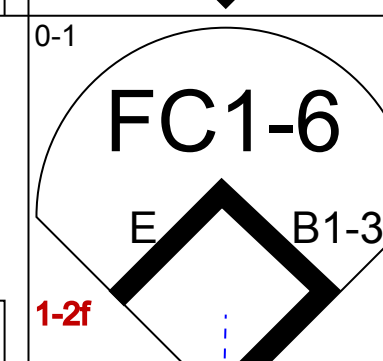
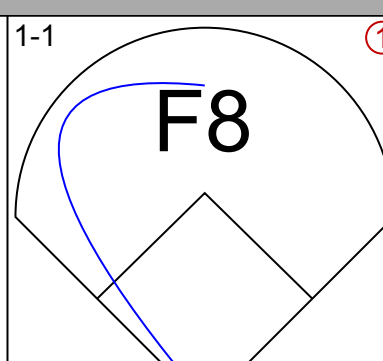
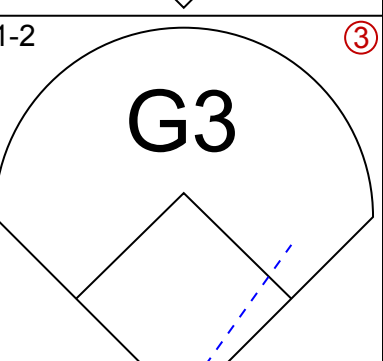
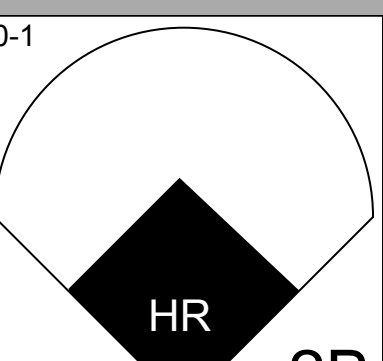
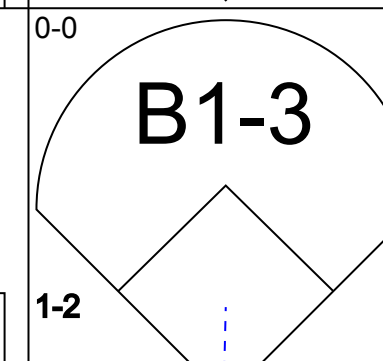
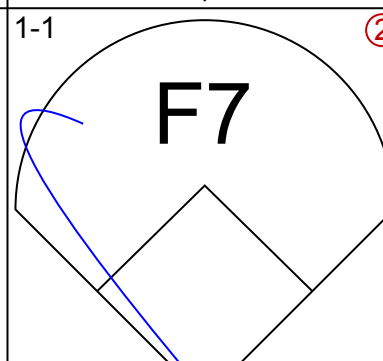
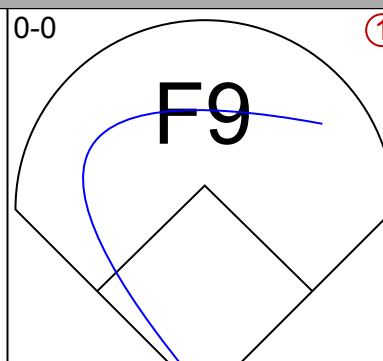
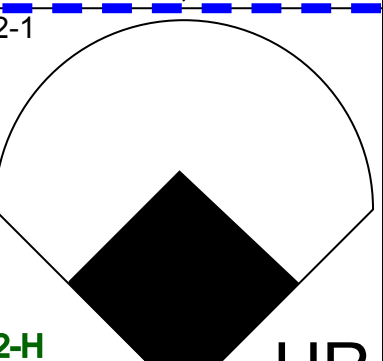
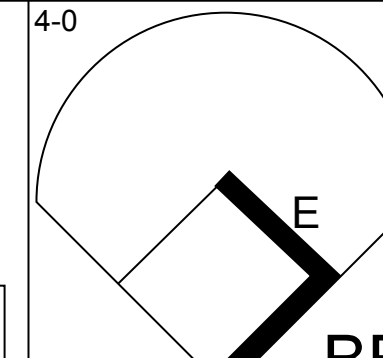
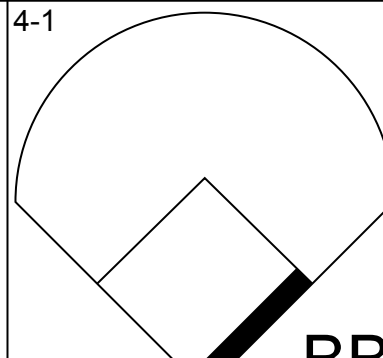
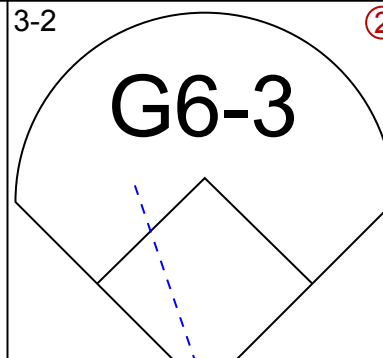
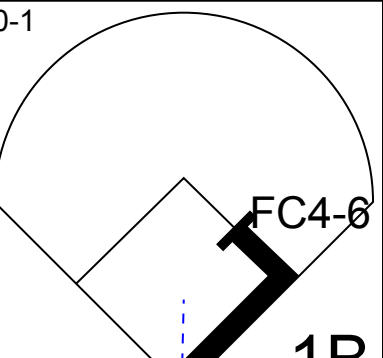
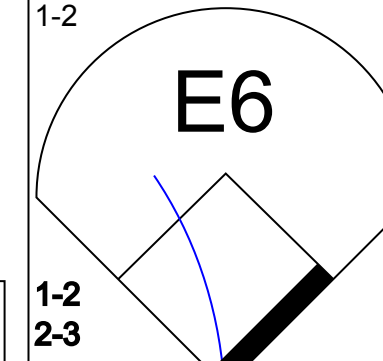
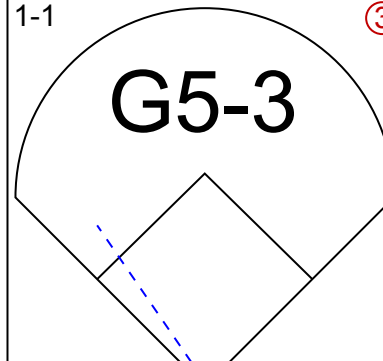
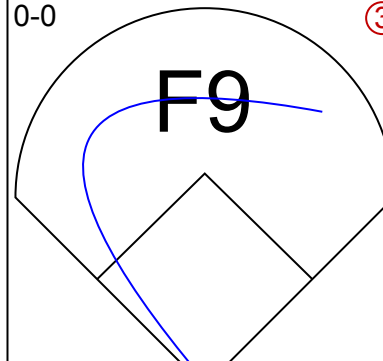
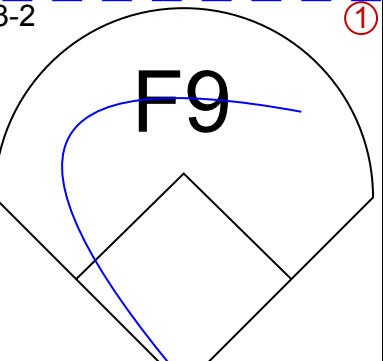
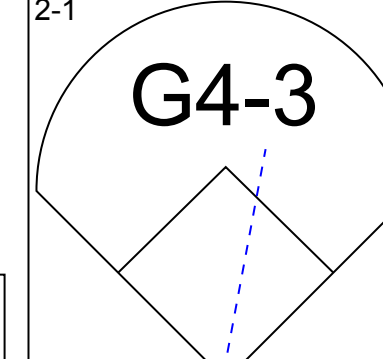
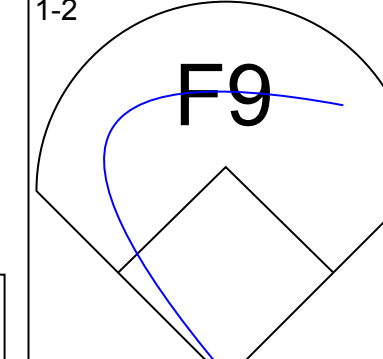
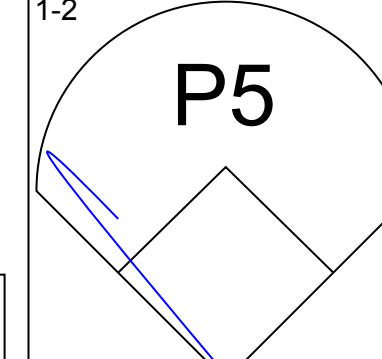
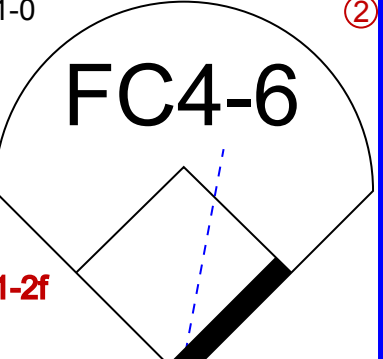
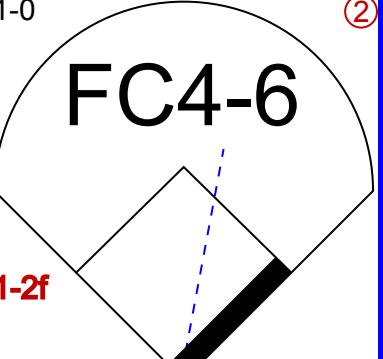
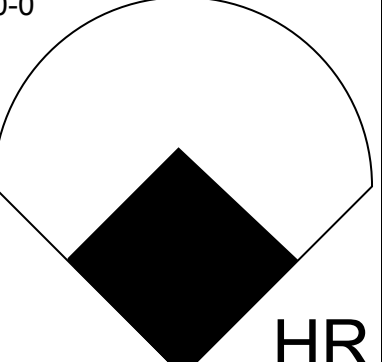
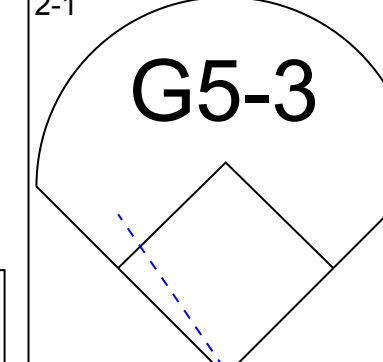
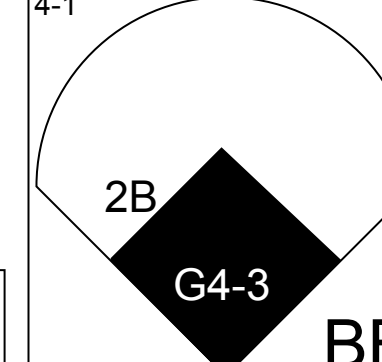
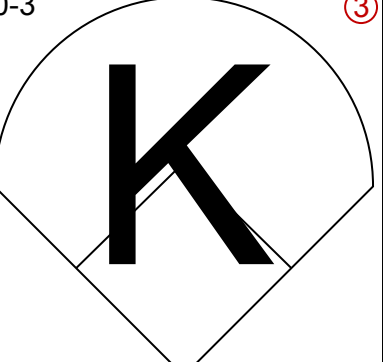
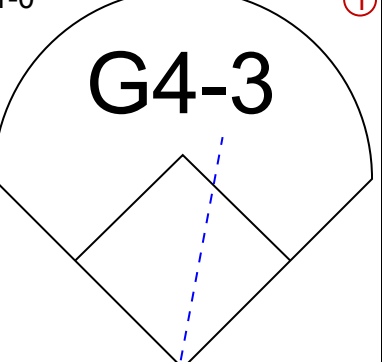
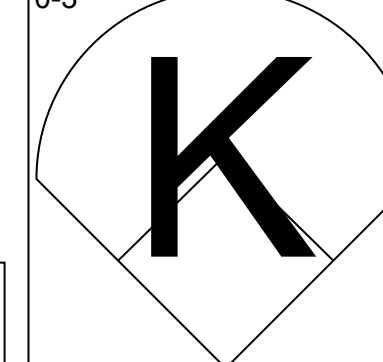
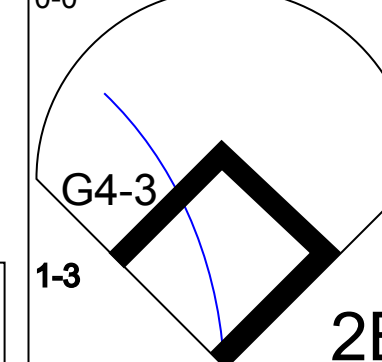
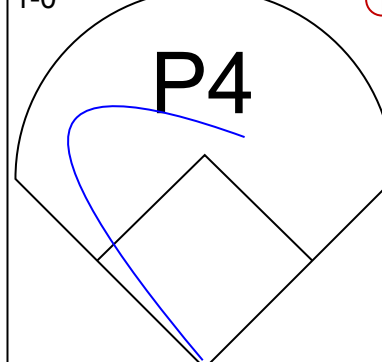
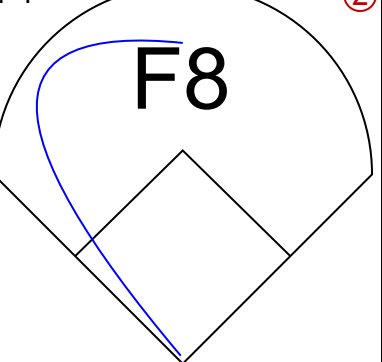
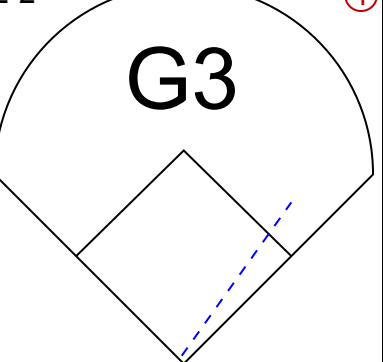
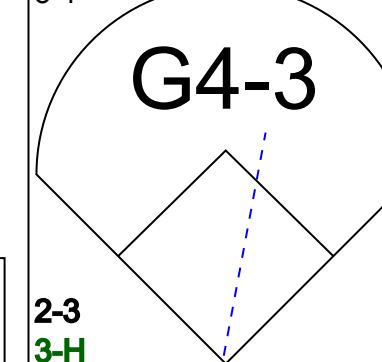
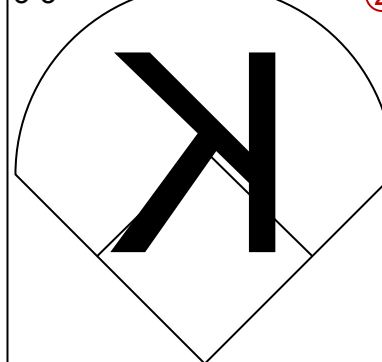

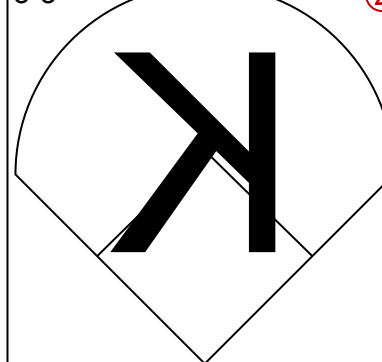
Anaheim Angels @ Minnesota Twins
Hubert H. Humphrey Metrodome, Minneapolis, MN

AB 31
R 4
H 10
RBI 4
BB 2
SO 7
LOB 11



Sat Jun 01 2002, 7:05 PM EDT
Att: 17,480 - Dome - 72 F

Batter	1	2	3	4	5	6	7	8	9	AB	R	H	RBI	BB	SO	LOB	TOP					
Orlando Palmeiro, L OBP: 0.412, SLG: 0.440 (1, 9)										5	1	3	1	0	1	3	Anaheim Angels @ Minnesota Twins Hubert H. Humphrey Metrodome, Minneapolis, MN Sun Jun 02 2002, 2:05 PM EDT Att: 18,657 - Dome - 72 F					
Darin Erstad, L OBP: 0.345, SLG: 0.414 (1, 8)										5	0	1	1	0	1	4						
Troy Glaus, R OBP: 0.357, SLG: 0.513 (1, 5)										4	0	0	0	1	1	4						
16 Garret Anderson, L OBP: 0.323, SLG: 0.520 (1, 7)										4	2	3	0	1	0	1						
Tim Salmon, R OBP: 0.375, SLG: 0.494 (1, 10)										4	1	1	0	1	0	3						
Scott Spiezio, S OBP: 0.372, SLG: 0.394 (1, 3)										4	0	1	1	1	0	4						
Adam Kennedy, L OBP: 0.316, SLG: 0.398 (1, 4)										4	0	0	0	0	2	5						
Jorge Fabregas, L OBP: 0.220, SLG: 0.179 (1, 2)										4	1	2	1	1	0	3						
Benji Gil, R OBP: 0.217, SLG: 0.227 (1, 6)										3	0	1	1	0	1	0						
Brad Fullmer, L OBP: 0.335, SLG: 0.481 (9, PH)										1	0	0	0	0	0	3						
Jose Nieves, R OBP: 0.282, SLG: 0.310 (9, 6)										0	0	0	0	0	0	0						
Inning Stats	R: 0 E: 0 K: 1 S: 7	H: 0 LOB: 1 BB: 1 P: 13	R: 0 E: 0 K: 1 S: 8	H: 1 LOB: 1 BB: 0 P: 10	R: 0 E: 0 K: 1 S: 12	H: 1 LOB: 1 BB: 0 P: 18	R: 2 E: 0 K: 1 S: 13	H: 3 LOB: 3 BB: 1 P: 21	R: 1 E: 0 K: 0 S: 9	H: 2 LOB: 1 BB: 0 P: 13	R: 1 E: 0 K: 0 S: 11	H: 3 LOB: 1 BB: 0 P: 14	R: 0 E: 0 K: 1 S: 13	H: 0 LOB: 2 BB: 1 P: 23	R: 1 E: 0 K: 1 S: 8	H: 1 LOB: 0 BB: 0 P: 9	R: 0 E: 0 K: 0 S: 13	H: 1 LOB: 3 BB: 2 P: 27	1B: 8 2B: 3 3B: 1 HR: 0	SF: 0 SAC: 1 DP: 2 HBP: 1	WP: 1 PB: 1 SB: 2 CS: 0	PA: 45
PITCHER	IP	WLS	BF	H	R	ER	SO	BB	IBB	HBP	BLK	WP	HR	S	P	ERA	WHIP					
Matt Kinney, R ERA: 4.74 (1, 1)	5.1	L	28	9	4	4	4	2	0	1	0	0	0	55	83	6.75	2.062					
LaTroy Hawkins, R ERA: 1.56 (6, 1)	1.2		7	1	0	0	1	1	0	0	0	1	0	18	29	0.00	1.200					
Tony Fiore, R ERA: 2.9 (8, 1)	0.1		2	1	1	1	1	0	0	0	0	0	0	6	7	27.00	3.000					
J.C. Romero, L ERA: 0.55 (8, 1)	0.2		3	1	0	0	0	0	0	0	0	0	0	5	8	0.00	1.500					
Michael Jackson, R ERA: 1.16 (9, 1)	1.0		5	0	0	0	0	1	1	0	0	0	0	10	21	0.00	1.000					

Batter	1	2	3	4	5	6	7	8	9	AB	R	H	RBI	BB	SO	LOB	BOTTOM					
Jacque Jones, L OBP: 0.347, SLG: 0.498 (1, 7)										4	0	0	0	1	2	1	Anaheim Angels @ Minnesota Twins Hubert H. Humphrey Metrodome, Minneapolis, MN Sun Jun 02 2002, 2:05 PM EDT Att: 18,657 - Dome - 72 F					
Cristian Guzman, S OBP: 0.256, SLG: 0.312 (1, 6)										4	1	1	0	0	0	1						
Doug Mientkiewicz, L OBP: 0.383, SLG: 0.394 (1, 3)										4	1	1	2	0	0	1						
Corey Koskie, L OBP: 0.398, SLG: 0.437 (1, 5)										2	0	1	0	2	0	0						
Tori Hunter, R OBP: 0.355, SLG: 0.575 (1, 8)										4	0	0	0	0	0	4						
David Ortiz, L OBP: 0.290, SLG: 0.405 (1, 10)										4	0	0	0	0	0	4						
Dustin Mohr, R OBP: 0.372, SLG: 0.440 (8, FR)										0	0	0	0	0	0	0						
Brian Buchanan, R OBP: 0.315, SLG: 0.462 (1, 9)										3	2	1	1	1	1	1						
A.J. Pierzynski, L OBP: 0.361, SLG: 0.468 (1, 2)										4	0	1	0	0	1	0						
Denny Hocking, S OBP: 0.316, SLG: 0.314 (1, 4)										3	0	0	1	0	0	1						
Bobby Kielty, S OBP: 0.424, SLG: 0.459 (9, PH)										1	0	0	0	0	1	0						
Inning Stats	R: 0 E: 1 K: 0 S: 8	H: 0 LOB: 3 BB: 2 P: 19	R: 1 E: 0 K: 0 S: 5	H: 1 LOB: 0 BB: 0 P: 7	R: 0 E: 0 K: 0 S: 7	H: 0 LOB: 1 BB: 1 P: 14	R: 0 E: 0 K: 1 S: 8	H: 0 LOB: 0 BB: 0 P: 11	R: 0 E: 0 K: 0 S: 11	H: 0 LOB: 0 BB: 0 P: 14	R: 0 E: 0 K: 0 S: 5	H: 0 LOB: 0 BB: 0 P: 8	R: 1 E: 0 K: 1 S: 11	H: 1 LOB: 1 BB: 1 P: 20	R: 2 E: 0 K: 1 S: 13	H: 3 LOB: 1 BB: 0 P: 19	R: 0 E: 0 K: 1 S: 7	H: 0 LOB: 0 BB: 0 P: 13	1B: 1 2B: 2 3B: 0 HR: 2	SF: 0 SAC: 0 DP: 0 HBP: 0	WP: 0 PB: 0 SB: 0 CS: 0	PA: 37
PITCHER	IP	WLS	BF	H	R	ER	SO	BB	IBB	HBP	BLK	WP	HR	S	P	ERA	WHIP					
Aaron Sele, R ERA: 5.16 (1, 1)	7.0		29	3	3	3	3	4	0	0	0	0	1	4	6	∞	∞					
Dennis Cook, L ERA: 2.3 (8, 1)	0.0		2	2	1	1	0	0	0	0	0	0	1	4	6	∞	∞					
Al Levine, R ERA: 3.12 (8, 1)	1.0	H	3	0	0	0	1	0	0	0	0	0	0	7	11	0.00	0.000					
Troy Percival, R ERA: 2.81 (9, 1)	1.0	S	3	0	0	0	1	0	0	0	0	0	0	7	13	0.00	0.000					



Batter	1	2	3	4	5	6	7	8	9	AB	R	H	RBI	BB	SO	LOB	TOP				
Jason Romano, R (1, 8) OBP: 0.250, SLG: 0.167 29 Rusty Greer, L (9, PH) OBP: 0.358, SLG: 0.379	F3		G5-3		K		1-2 2-H 1B		2-2 1B	4	0	1	1	0	1	0					
Herbert Perry, R (1, 5) OBP: 0.372, SLG: 0.538	G5-3		G5-3		G5-3		1-3 K		0-0 F8	5	0	0	0	0	1	3					
Alex Rodriguez, R (1, 6) OBP: 0.407, SLG: 0.654	HR		S BB		S BB		1-2 G6-3		2-1 BB 1B	3	1	2	1	1	0	0					
Rafael Palmeiro, L (1, 10) OBP: 0.369, SLG: 0.536	BB BB		G3		K		2-3 K		4-2 FC6-4 BB	2	0	0	0	2	1	1					
Juan Gonzalez, R (1, 9) OBP: 0.326, SLG: 0.424	1-2 BB				S BB		0-2 G4-3		3-3 K	2	0	0	0	2	1	2					
Mike Lamb, L (1, 3) OBP: 0.327, SLG: 0.454	K				1-2 F7		1-0 1B 1B		2-3 K	4	1	1	0	0	2	5					
Todd Greene, R (1, 2) OBP: 0.333, SLG: 0.467			L8		K		2-0 F7		0-0 FC6-4	4	0	0	0	0	1	4					
Gabe Kapler, R (1, 7) OBP: 0.297, SLG: 0.340	F8				G5-3		2-1 1B 1-2 1B		3-2 F9	4	0	1	0	0	0	1					
10 Michael Young, R (1, 4) OBP: 0.299, SLG: 0.366			G6-3				0-1 L9		3-2 F7	4	0	0	0	0	1	2					
Inning Stats	R: 1 E: 0 K: 1 S: 15	H: 1 LOB: 2 BB: 2 P: 25	R: 0 E: 0 K: 0 S: 7	H: 0 LOB: 0 BB: 0 P: 14	R: 0 E: 0 K: 0 S: 9	H: 0 LOB: 1 BB: 1 P: 17	R: 0 E: 0 K: 1 S: 8	H: 0 LOB: 0 BB: 0 P: 10	R: 0 E: 0 K: 1 S: 9	H: 0 LOB: 0 BB: 0 P: 12	R: 1 E: 0 K: 2 S: 16	H: 3 LOB: 2 BB: 0 P: 26	R: 0 E: 0 K: 2 S: 11	H: 1 LOB: 2 BB: 1 P: 22	R: 0 E: 0 K: 0 S: 12	H: 1 LOB: 1 BB: 0 P: 20	1B: 5 2B: 0 3B: 0 HR: 1	SF: 0 SAC: 0 DP: 0 HBP: 0	WP: 0 PB: 0 SB: 2 CS: 0	PA: 38	
PITCHER	IP WLS BF H R ER SO BB IBB HBP BLK WP HR S P ERA WHIP	IP WLS BF H R ER SO BB IBB HBP BLK WP HR S P ERA WHIP	IP WLS BF H R ER SO BB IBB HBP BLK WP HR S P ERA WHIP	IP WLS BF H R ER SO BB IBB HBP BLK WP HR S P ERA WHIP	IP WLS BF H R ER SO BB IBB HBP BLK WP HR S P ERA WHIP	IP WLS BF H R ER SO BB IBB HBP BLK WP HR S P ERA WHIP	IP WLS BF H R ER SO BB IBB HBP BLK WP HR S P ERA WHIP	IP WLS BF H R ER SO BB IBB HBP BLK WP HR S P ERA WHIP	IP WLS BF H R ER SO BB IBB HBP BLK WP HR S P ERA WHIP	IP WLS BF H R ER SO BB IBB HBP BLK WP HR S P ERA WHIP	IP WLS BF H R ER SO BB IBB HBP BLK WP HR S P ERA WHIP	IP WLS BF H R ER SO BB IBB HBP BLK WP HR S P ERA WHIP	IP WLS BF H R ER SO BB IBB HBP BLK WP HR S P ERA WHIP	IP WLS BF H R ER SO BB IBB HBP BLK WP HR S P ERA WHIP	IP WLS BF H R ER SO BB IBB HBP BLK WP HR S P ERA WHIP	IP WLS BF H R ER SO BB IBB HBP BLK WP HR S P ERA WHIP	IP WLS BF H R ER SO BB IBB HBP BLK WP HR S P ERA WHIP	IP WLS BF H R ER SO BB IBB HBP BLK WP HR S P ERA WHIP	IP WLS BF H R ER SO BB IBB HBP BLK WP HR S P ERA WHIP	IP WLS BF H R ER SO BB IBB HBP BLK WP HR S P ERA WHIP	IP WLS BF H R ER SO BB IBB HBP BLK WP HR S P ERA WHIP

Texas Rangers @ Anaheim Angels
Edison International Field, Anaheim, CA
Mon Jun 03 2002, 10:05 PM EDT
Att: 15,619 - Sunny - 62 F

AB 33
R 2
H 6
RBI 2
BB 5
SO 8
LOB 18



Batter	1	2	3	4	5	6	7	8	9	AB	R	H	RBI	BB	SO	LOB	BOTTOM				
David Eckstein, R (1, 6) OBP: 0.351, SLG: 0.378	P3	F7		G1-3			1-1 1B 2B			4	1	1	0	0	0	2					
Darin Erstad, L (1, 8) OBP: 0.343, SLG: 0.410	K		F7		K		1-1 16 FC6-4 1B			4	0	1	1	0	2	0					
Troy Glaus, R (1, 5) OBP: 0.355, SLG: 0.505	F7		4-2 3B BB		K		3-2 P4			3	1	0	0	1	1	1					
16 Garret Anderson, L (1, 7) OBP: 0.326, SLG: 0.533		0-1 HR	2-2 F8		2-1 1B		0-0 FC6-4			4	1	2	1	0	0	2					
Brad Fullmer, L (1, 10) OBP: 0.339, SLG: 0.491		4-0 G6-3 WP G3-1 BB	1-1 1B 3B		2-2 F9				2-3 K	3	2	1	1	1	1	1					
Tim Lincecum, R (1, 9) OBP: 0.373, SLG: 0.489		3-2 G6-3	1-1 FC6-4 1B		1-0 F7			0-2 L5		4	0	1	1	0	0	1					
Scott Spiezio, S (1, 3) OBP: 0.365, SLG: 0.384		1-0 G3-1	2-2 FC6-4		0-3 K			3-1 G4-3		4	0	0	1	0	1	1					
Bengie Molina, R (1, 2) OBP: 0.301, SLG: 0.328		0-0 E5 2B		0-1 F8		1-1 G6-3				3	0	0	0	0	0	0					
Adam Kennedy, L (1, 4) OBP: 0.316, SLG: 0.402		3-2 1B		0-3 K		1-3 K				3	0	1	0	0	2	0					
Inning Stats	R: 0 E: 0 K: 1 S: 10	H: 0 LOB: 0 BB: 0 P: 13	R: 2 E: 1 K: 0 S: 15	H: 2 LOB: 2 BB: 1 P: 29	R: 2 E: 0 K: 0 S: 13	H: 2 LOB: 1 BB: 1 P: 21	R: 0 E: 0 K: 1 S: 6	H: 0 LOB: 0 BB: 0 P: 7	R: 0 E: 0 K: 2 S: 12	H: 1 LOB: 1 BB: 0 P: 17	R: 0 E: 0 K: 1 S: 6	H: 0 LOB: 0 BB: 0 P: 8	R: 1 E: 0 K: 1 S: 11	H: 2 LOB: 1 BB: 0 P: 17	R: 0 E: 0 K: 1 S: 8	H: 0 LOB: 0 BB: 0 P: 13	1B: 3 2B: 2 3B: 1 HR: 1	SF: 0 SAC: 0 DP: 0 HBP: 0	WP: 1 PB: 0 SB: 0 CS: 0	PA: 34	
PITCHER	IP WLS BF H R ER SO BB IBB HBP BLK WP HR S P ERA WHIP	IP WLS BF H R ER SO BB IBB HBP BLK WP HR S P ERA WHIP	IP WLS BF H R ER SO BB IBB HBP BLK WP HR S P ERA WHIP	IP WLS BF H R ER SO BB IBB HBP BLK WP HR S P ERA WHIP	IP WLS BF H R ER SO BB IBB HBP BLK WP HR S P ERA WHIP	IP WLS BF H R ER SO BB IBB HBP BLK WP HR S P ERA WHIP	IP WLS BF H R ER SO BB IBB HBP BLK WP HR S P ERA WHIP	IP WLS BF H R ER SO BB IBB HBP BLK WP HR S P ERA WHIP	IP WLS BF H R ER SO BB IBB HBP BLK WP HR S P ERA WHIP	IP WLS BF H R ER SO BB IBB HBP BLK WP HR S P ERA WHIP	IP WLS BF H R ER SO BB IBB HBP BLK WP HR S P ERA WHIP	IP WLS BF H R ER SO BB IBB HBP BLK WP HR S P ERA WHIP	IP WLS BF H R ER SO BB IBB HBP BLK WP HR S P ERA WHIP	IP WLS BF H R ER SO BB IBB HBP BLK WP HR S P ERA WHIP	IP WLS BF H R ER SO BB IBB HBP BLK WP HR S P ERA WHIP	IP WLS BF H R ER SO BB IBB HBP BLK WP HR S P ERA WHIP	IP WLS BF H R ER SO BB IBB HBP BLK WP HR S P ERA WHIP	IP WLS BF H R ER SO BB IBB HBP BLK WP HR S P ERA WHIP	IP WLS BF H R ER SO BB IBB HBP BLK WP HR S P ERA WHIP	IP WLS BF H R ER SO BB IBB HBP BLK WP HR S P ERA WHIP	IP WLS BF H R ER SO BB IBB HBP BLK WP HR S P ERA WHIP

Texas Rangers @ Anaheim Angels
Edison International Field, Anaheim, CA
Mon Jun 03 2002, 10:05 PM EDT
Att: 15,619 - Sunny - 62 F

AB 32
R 5
H 7
RBI 5
BB 2
SO 7
LOB 8



Batter	1	2	3	4	5	6	7	8	9	AB	R	H	RBI	BB	SO	LOB	TOP					
Gabe Kapler, R OBP: 0.290, SLG: 0.331 (1, 7)	G5-3		P4			G4-3		K		4	0	0	0	0	1	1						
Herbert Perry, R OBP: 0.361, SLG: 0.521 (1, 5)	K			G5-3		G4-3		G4-3		4	0	0	0	0	1	0						
Alex Rodriguez, R OBP: 0.408, SLG: 0.654 (1, 6)	K				1B BB				F3	3	0	1	0	1	1	0						
Rafael Palmeiro, L OBP: 0.362, SLG: 0.524 (1, 10)		P3		F8		G4-3			F7	4	0	0	0	0	2							
Juan Gonzalez, R OBP: 0.344, SLG: 0.432 (1, 9)	F8				1B					3	0	2	0	1	0	0						
Todd Greene, R OBP: 0.294, SLG: 0.412 (1, 3)	G6-3			G3			P4		F8	4	0	0	0	0	4							
Bill Haselman, R OBP: 0.307, SLG: 0.357 (1, 2)			G5-3		G6-3					3	0	1	0	0	0	0						
10 Michael Young, R OBP: 0.294, SLG: 0.359 (1, 4)			F8		K					3	0	0	0	0	1	2						
Calvin Murray, R OBP: 0.215, SLG: 0.233 (1, 8)					F8				F9	2	0	0	0	1	0	0						
Inning Stats	R: 0 H: 0 E: 0 K: 2 S: 9	H: 0 R: 0 ER: 0 LOB: 0 BB: 0 P: 12	R: 0 H: 0 E: 0 K: 0 S: 8	H: 0 R: 0 ER: 0 LOB: 1 BB: 1 P: 13	R: 0 H: 0 E: 0 K: 0 S: 9	H: 0 R: 0 ER: 0 LOB: 1 BB: 1 P: 18	R: 0 H: 1 E: 0 K: 0 S: 9	H: 1 R: 0 ER: 0 LOB: 2 BB: 1 P: 17	R: 0 H: 0 E: 0 K: 1 S: 6	H: 0 R: 0 ER: 0 LOB: 0 BB: 0 P: 8	R: 0 H: 1 E: 0 K: 0 S: 10	H: 1 R: 0 ER: 0 LOB: 1 BB: 0 P: 12	R: 0 H: 2 E: 0 K: 0 S: 8	H: 2 R: 0 ER: 0 LOB: 0 BB: 0 P: 13	R: 0 H: 0 E: 0 K: 1 S: 10	H: 0 R: 0 ER: 0 LOB: 1 BB: 1 P: 17	R: 0 H: 0 E: 0 K: 0 S: 9	H: 0 R: 0 ER: 0 LOB: 1 BB: 1 P: 19	1B: 3 2B: 1 3B: 0 HR: 0	SF: 0 SAC: 0 DP: 1 HBP: 0	WP: 0 PB: 0 SB: 0 CS: 0	PA: 33
PITCHER	IP	WLS	BF	H	R	ER	SO	BB	IBB	HBP	BLK	WP	HR	S	P	ERA	WHIP					
Scott Schoeneweis, L ERA: 4.77 (1, 1)	8.2	W	32	4	0	0	4	3	0	0	0	0	0	76	125	0.00	0.808					
Troy Percival, R ERA: 2.6 (9, 1)	0.1	S	1	0	0	0	0	0	0	0	0	0	0	2	4	0.00	0.000					

Texas Rangers @ Anaheim Angels
Edison International Field, Anaheim, CA
Tue Jun 04 2002, 10:05 PM EDT
Att: 16,810 - Sunny - 79 F

AB 30
R 0
H 4
RBI 0
BB 3
SO 4
LOB 9



Batter	1	2	3	4	5	6	7	8	9	AB	R	H	RBI	BB	SO	LOB	BOTTOM					
David Eckstein, R OBP: 0.344, SLG: 0.370 (1, 6)	G3-1		G5-3			G6-3	FC5			4	0	0	0	0	3							
Darin Erstad, L OBP: 0.336, SLG: 0.402 (1, 8)	B5-3		F9			G6-3		F8		4	0	0	0	0	0							
Troy Glaus, R OBP: 0.357, SLG: 0.515 (1, 5)					16 2B		L7	G5-3		4	1	2	0	0	0							
16 Garret Anderson, L OBP: 0.329, SLG: 0.541 (1, 7)					G3-6-3			F8		4	1	2	1	0	0	1						
Brad Fullmer, L OBP: 0.333, SLG: 0.482 (1, 10)	P5				F9		F8			3	0	0	0	0	2							
Tim Salmon, R OBP: 0.377, SLG: 0.497 (1, 9)		G6-3								3	1	2	1	0	0							
Scott Spiezio, S OBP: 0.364, SLG: 0.380 (1, 3)		G3			G1-6-3					2	0	0	0	1	0	1						
Bengie Molina, R OBP: 0.301, SLG: 0.328 (1, 2)		G3			F9					3	0	1	1	0	0							
Adam Kennedy, L OBP: 0.317, SLG: 0.398 (1, 4)			L4							2	0	0	0	1	0	0						
Inning Stats	R: 1 H: 2 E: 0 K: 0 S: 8	H: 2 R: 3 ER: 0 LOB: 0 BB: 0 P: 10	R: 0 H: 0 E: 0 K: 0 S: 8	H: 0 R: 0 ER: 0 LOB: 0 BB: 0 P: 12	R: 0 H: 0 E: 0 K: 0 S: 9	H: 0 R: 0 ER: 0 LOB: 0 BB: 0 P: 11	R: 0 H: 1 E: 0 K: 0 S: 5	H: 1 R: 0 ER: 0 LOB: 0 BB: 0 P: 7	R: 0 H: 0 E: 0 K: 0 S: 7	H: 0 R: 0 ER: 0 LOB: 0 BB: 0 P: 10	R: 2 H: 3 E: 0 K: 0 S: 12	H: 3 R: 0 ER: 0 LOB: 3 BB: 2 P: 27	R: 0 H: 0 E: 0 K: 0 S: 5	H: 0 R: 0 ER: 0 LOB: 0 BB: 0 P: 10	1B: 3 2B: 3 3B: 1 HR: 0	SF: 0 SAC: 0 DP: 2 HBP: 0	WP: 0 PB: 0 SB: 0 CS: 0	PA: 31				
PITCHER	IP	WLS	BF	H	R	ER	SO	BB	IBB	HBP	BLK	WP	HR	S	P	ERA	WHIP					
Dave Burba, R ERA: 5.21 (1, 1)	6.2	L	26	7	3	3	3	0	0	0	0	0	0	53	78	4.05	1.050					
Anthony Telford, R ERA: 1.42 (7, 1)	0.1		2	0	0	0	0	1	0	0	0	0	0	1	6	0.00	3.000					
Juan Alvarez, L ERA: (8, 1)	1.0		3	0	0	0	0	0	0	0	0	0	0	5	10	0.00	0.000					

Texas Rangers @ Anaheim Angels
Edison International Field, Anaheim, CA
Tue Jun 04 2002, 10:05 PM EDT
Att: 16,810 - Sunny - 79 F

AB 29
R 3
H 7
RBI 3
BB 2
SO 0
LOB 7




Batter	1	2	3	4	5	6	7	8	9	10	AB	R	H	RBI	BB	SO	LOB								
Jason Romano, R OBP: 0.250, SLG: 0.214 (1, 7)	G6-3		F3		G6-3		G6-3			SH1-4	4	0	1	1	0	0	0								
Herbert Perry, R OBP: 0.355, SLG: 0.524 (1, 5)	K		K		F8		K				5	0	1	1	0	3	1								
Alex Rodriguez, R OBP: 0.408, SLG: 0.661 (1, 6)	F8										4	1	1	1	1	0	0								
Juan Gonzalez, R OBP: 0.356, SLG: 0.467 (1, 10)		HR									4	2	2	1	1	1	2								
Todd Greene, R OBP: 0.291, SLG: 0.421 (1, 3)											4	0	2	0	0	0	1								
Mike Lamb, L OBP: 0.333, SLG: 0.454 (9, 3)	G6-3										0	0	0	0	1	0	0								
Gabe Kapler, R OBP: 0.231, SLG: 0.338 (1, 9)											3	0	1	0	0	0	1								
Rafael Palmeiro, L OBP: 0.361, SLG: 0.521 (10, PH)											1	0	0	0	0	0	3								
Ryan Ludwick, R (10, 9)											0	0	0	0	0	0	0								
Bill Haselman, R OBP: 0.305, SLG: 0.354 (1, 2)											4	0	1	1	0	1	2								
10 Michael Young, R OBP: 0.288, SLG: 0.351 (1, 4)											4	0	0	0	0	0	3								
Calvin Murray, R OBP: 0.216, SLG: 0.225 (1, 8)											3	2	0	0	1	0	0								
Inning Stats	R: 0 E: 0 K: 1 S: 10	H: 0 LOB: 0 BB: 0 P: 17	R: 1 E: 0 K: 1 S: 10	H: 2 LOB: 1 BB: 0 P: 15	R: 0 E: 0 K: 1 S: 10	H: 0 LOB: 0 BB: 0 P: 14	R: 2 E: 0 K: 0 S: 14	H: 3 LOB: 1 BB: 0 P: 19	R: 0 E: 0 K: 1 S: 10	H: 0 LOB: 0 BB: 0 P: 15	R: 0 E: 0 K: 0 S: 5	H: 1 LOB: 1 BB: 0 P: 17	R: 1 E: 1 K: 1 S: 11	H: 2 LOB: 1 BB: 0 P: 17	R: 0 E: 0 K: 0 S: 5	H: 0 LOB: 0 BB: 1 P: 10	R: 0 E: 0 K: 0 S: 7	H: 0 LOB: 0 BB: 0 P: 10	R: 0 E: 0 K: 0 S: 12	H: 0 LOB: 3 BB: 3 P: 25	1B: 4 2B: 2 3B: 1 HR: 2	SF: 0 SAC: 2 DP: 2 HBP: 0	WP: 0 PA: 42		
PITCHER	IP	WLS	BF	H	R	ER	SO	BB	IBB	HBP	BLK	WP	HR	S	P	ERA	WHIP								
Jarrold Washburn, L ERA: 3.38 (1, 1)	6.2		28	8	4	3	4	0	0	0	0	0	0	2	75	108	4.05	1.200							
Ben Weber, R ERA: 2.89 (7, 1)	2.1		7	0	0	0	1	1	0	0	0	0	0	15	26	0.00	0.429								
Al Levine, R ERA: 3.21 (10, 1)	1.0	W	7	1	1	1	0	2	1	0	0	0	0	12	25	9.00	3.000								

TOP

Texas Rangers @ Anaheim Angels
Edison International Field, Anaheim, CA
Wed Jun 05 2002, 10:05 PM EDT
Att. 15,301 - Sunny - 75 F

AB	36
R	5
H	9
RBI	5
BB	4
SO	5
LOB	13




Batter	1	2	3	4	5	6	7	8	9	10	AB	R	H	RBI	BB	SO	LOB							
David Eckstein, R OBP: 0.350, SLG: 0.373 (1, 6)	HBP		F7		F7						4	0	2	0	0	0	1							
Darin Erstad, L OBP: 0.329, SLG: 0.392 (1, 8)	F7		F8								5	1	0	1	0	0	4							
Troy Glaus, R OBP: 0.354, SLG: 0.522 (1, 5)	F8		K								5	1	1	2	0	1	3							
16 Garret Anderson, L OBP: 0.324, SLG: 0.532 (1, 7)	FC6-4										4	0	0	0	0	1	1							
Brad Fuller, L OBP: 0.337, SLG: 0.506 (1, 3)											4	1	2	1	0	0	0							
Scott Spiezo, S OBP: 0.364, SLG: 0.380 (10, 3)											0	0	0	0	0	0	0							
Tim Salmon, R OBP: 0.379, SLG: 0.519 (1, 10)											4	2	2	1	0	0	0							
Orlando Palmeiro, L OBP: 0.416, SLG: 0.443 (1, 9)											4	1	2	1	0	0	0							
Bengie Molina, R OBP: 0.295, SLG: 0.320 (1, 2)											4	0	0	0	0	0	2							
Adam Kennedy, L OBP: 0.321, SLG: 0.406 (1, 4)											4	1	2	1	0	1	1							
Inning Stats	R: 0 E: 0 K: 0 S: 6	H: 0 LOB: 1 BB: 0 P: 9	R: 2 E: 0 K: 0 S: 15	H: 4 LOB: 0 BB: 0 P: 24	R: 0 E: 0 K: 1 S: 6	H: 0 LOB: 0 BB: 0 P: 9	R: 0 E: 0 K: 0 S: 5	H: 0 LOB: 0 BB: 0 P: 9	R: 0 E: 0 K: 1 S: 15	H: 1 LOB: 1 BB: 0 P: 22	R: 0 E: 0 K: 0 S: 7	H: 0 LOB: 0 BB: 0 P: 7	R: 0 E: 0 K: 0 S: 8	H: 0 LOB: 0 BB: 0 P: 12	R: 0 E: 1 K: 0 S: 20	H: 1 LOB: 2 BB: 0 P: 29	R: 2 E: 0 K: 0 S: 6	H: 2 LOB: 0 BB: 0 P: 9	R: 3 E: 0 K: 0 S: 8	H: 3 LOB: 0 BB: 0 P: 12	1B: 5 2B: 3 3B: 0 HR: 3	SF: 0 SAC: 0 DP: 0 HBP: 1	WP: 0 PA: 40	
PITCHER	IP	WLS	BF	H	R	ER	SO	BB	IBB	HBP	BLK	WP	HR	S	P	ERA	WHIP							
Ismael Valdez, R ERA: 3.72 (1, 1)	7.0		25	5	2	2	3	0	0	0	0	0	0	62	92	2.57	0.714							
Anthony Telford, R ERA: 1.23 (8, 1)	1.0	H	5	1	0	0	0	0	0	0	0	0	0	20	29	0.00	1.000							
Hideki Irabu, R ERA: 5.88 (9, 1)	1.1	L	9	5	5	5	0	0	0	0	0	0	3	14	21	33.75	3.750							

BOTTOM

Texas Rangers @ Anaheim Angels
Edison International Field, Anaheim, CA
Wed Jun 05 2002, 10:05 PM EDT
Att. 15,301 - Sunny - 75 F

AB	38
R	7
H	11
RBI	7
BB	0
SO	3
LOB	12




Batter	1	2	3	4	5	6	7	8	9	AB	R	H	RBI	BB	SO	LOB	TOP					
Jason Romano, R (1, 7) OBP: 0.270, SLG: 0.273	G6-3							L8		5	1	2	1	0	0	1						
Mike Lamb, L (1, 3) OBP: 0.345, SLG: 0.490	G5-3							F7		5	3	3	1	0	0	0						
Alex Rodriguez, R (1, 6) OBP: 0.408, SLG: 0.653	K							G6-3		4	1	1	1	1	1	1						
Juan Gonzalez, R (1, 9) OBP: 0.368, SLG: 0.505										5	1	3	4	0	0	1						
Rafael Palmeiro, L (1, 10) OBP: 0.362, SLG: 0.516 Calvin Murray, R (9, PR) OBP: 0.216, SLG: 0.225										4	1	1	0	1	0	2						
Herbert Perry, R (1, 5) OBP: 0.350, SLG: 0.511										0	0	0	0	0	0	0						
Ryan Ludwick, R (1, 8) OBP: 0.400, SLG: 0.600										5	0	1	0	0	0	5						
Bill Haselman, R (1, 2) OBP: 0.303, SLG: 0.346										5	1	2	0	0	1	2						
10 Michael Young, R (1, 4) OBP: 0.293, SLG: 0.354										3	1	0	0	1	0	3						
Inning Stats	R: 0 E: 0 K: 1 S: 6	H: 0 LOB: 0 BB: 0 P: 10	R: 0 E: 0 K: 0 S: 13	H: 2 LOB: 2 BB: 0 P: 22	R: 7 E: 1 K: 0 S: 27	H: 7 LOB: 2 BB: 1 P: 43	R: 1 E: 0 K: 0 S: 15	H: 1 LOB: 1 BB: 1 P: 25	R: 0 E: 0 K: 0 S: 10	H: 1 LOB: 1 BB: 0 P: 15	R: 1 E: 0 K: 0 S: 12	H: 2 LOB: 1 BB: 0 P: 14	R: 0 E: 0 K: 1 S: 8	H: 0 LOB: 0 BB: 0 P: 11	R: 0 E: 0 K: 0 S: 10	H: 0 LOB: 0 BB: 0 P: 17	R: 0 E: 0 K: 0 S: 7	H: 2 LOB: 2 BB: 0 P: 12	1B: 11 2B: 2 3B: 0 HR: 2	SF: 0 SAC: 0 DP: 1 HBP: 0	WP: 1 PB: 0 SB: 2 CS: 0	PA: 43
PITCHER	IP	WLS	BF	H	R	ER	SO	BB	IBB	HBP	BLK	WP	HR	S	P	ERA	WHIP					
Kevin Appier, R (1, 1) ERA: 3.62	2.2	L	18	8	7	4	1	1	0	0	0	0	1	43	70	13.50	3.375					
Lou Pote, R (3, 1) ERA: 2.54	3.1		15	5	2	2	0	2	0	0	0	1	1	40	59	5.40	2.100					
Donne Wall, R (7, 1) ERA: 6.75	2.0		6	0	0	0	1	0	0	0	0	0	0	18	28	0.00	0.000					
Dennis Cook, L (9, 1) ERA: 2.16	1.0		4	2	0	0	0	0	0	0	0	0	0	7	12	0.00	2.000					

Texas Rangers @ Anaheim Angels
Edison International Field, Anaheim, CA
Thu Jun 06 2002, 10:05 PM EDT
Att: 17,948 - Cloudy - 69 F

livebaseballscorecards.com

AB 40
R 9
H 15
RBI 8
BB 3
SO 2
LOB 15




Batter	1	2	3	4	5	6	7	8	9	AB	R	H	RBI	BB	SO	LOB	BOTTOM					
David Eckstein, R (1, 10) OBP: 0.351, SLG: 0.379	L4							L4		5	1	2	1	0	0	2						
Darin Erstad, L (1, 8) OBP: 0.330, SLG: 0.397	F8									5	1	2	1	0	0	3						
Troy Glaus, R (1, 5) OBP: 0.347, SLG: 0.509	F9									5	0	0	0	0	0	6						
16 Garret Anderson, L (1, 7) OBP: 0.329, SLG: 0.557										4	2	2	4	1	0	2						
Tim Salmon, R (1, 9) OBP: 0.379, SLG: 0.521 Julio Ramirez, R (9, PR) OBP: 0.350, SLG: 0.579										5	1	2	0	0	1	3						
Scott Spiezio, S (1, 3) OBP: 0.365, SLG: 0.376										0	0	0	0	0	0	0						
Benji Gil, R (1, 6) OBP: 0.192, SLG: 0.200 Orlando Palmeiro, L (8, PH) OBP: 0.418, SLG: 0.457										4	1	1	0	1	0	1						
Bengie Molina, R (1, 2) OBP: 0.294, SLG: 0.324										4	1	1	1	0	0	1						
Jose Nieves, R (1, 4) OBP: 0.301, SLG: 0.319 Adam Kennedy, L (7, PH) OBP: 0.323, SLG: 0.407										1	1	1	0	1	0	0						
Inning Stats	R: 0 E: 0 K: 0 S: 12	H: 0 LOB: 0 BB: 0 P: 18	R: 0 E: 0 K: 0 S: 13	H: 1 LOB: 1 BB: 0 P: 18	R: 4 E: 0 K: 1 S: 19	H: 4 LOB: 0 BB: 0 P: 30	R: 0 E: 0 K: 0 S: 4	H: 0 LOB: 0 BB: 0 P: 7	R: 0 E: 0 K: 1 S: 13	H: 1 LOB: 3 BB: 2 P: 29	R: 0 E: 0 K: 0 S: 8	H: 0 LOB: 2 BB: 0 P: 12	R: 0 E: 0 K: 0 S: 18	H: 2 LOB: 2 BB: 0 P: 24	R: 2 E: 0 K: 1 S: 13	H: 2 LOB: 1 BB: 1 P: 22	R: 2 E: 0 K: 0 S: 12	H: 3 LOB: 2 BB: 0 P: 13	1B: 6 2B: 5 3B: 0 HR: 2	SF: 0 SAC: 0 DP: 0 HBP: 0	WP: 0 PB: 0 SB: 0 CS: 0	PA: 43
PITCHER	IP	WLS	BF	H	R	ER	SO	BB	IBB	HBP	BLK	WP	HR	S	P	ERA	WHIP					
Kenny Rogers, L (1, 1) ERA: 3.12	5.0	W	23	6	4	4	1	2	0	0	0	0	1	61	102	7.20	1.600					
Todd Van Poppel, R (6, 1) ERA: 4.56	2.0		10	3	2	2	1	1	0	0	0	0	0	29	44	9.00	2.000					
Juan Alvarez, L (8, 1) ERA:	0.2		3	1	0	0	1	0	0	0	0	0	0	7	10	0.00	1.500					
Anthony Telford, R (8, 1) ERA: 3.12	1.1	S	7	3	2	2	0	0	0	0	0	0	1	15	17	13.50	2.250					

Texas Rangers @ Anaheim Angels
Edison International Field, Anaheim, CA
Thu Jun 06 2002, 10:05 PM EDT
Att: 17,948 - Cloudy - 69 F

livebaseballscorecards.com

AB 40
R 8
H 13
RBI 8
BB 3
SO 3
LOB 22



Batter	1	2	3	4	5	6	7	8	9	AB	R	H	RBI	BB	SO	LOB	TOP										
Barry Larkin, R OBP: 0.283, SLG: 0.353 (1, 6)	F8			FC3-6 1B	G5-3			1B S 1B	F8	5	1	2	0	0	0	2											
Sean Casey, L OBP: 0.377, SLG: 0.392 (1, 3)	F7			FC3-6 1B		G4-3		F8		4	0	1	0	0	0	1											
Ken Griffey Jr., L OBP: 0.297, SLG: 0.345 Reggie Taylor, L OBP: 0.270, SLG: 0.403 (4, PR) (4, 8)	G6-3			FC3-6 S 1-2 2-3		K		1B 1-3 1B		2	0	0	0	0	0	2											
Adam Dunn, L OBP: 0.455, SLG: 0.540 (1, 10)		L9		K		K		1B 1-3 1B		4	0	2	1	0	1	2											
Juan Encarnacion, R OBP: 0.314, SLG: 0.462 (1, 9)		G5-3		F9		G5-3		G4-3		4	0	0	0	0	0	6											
Aaron Boone, R OBP: 0.290, SLG: 0.355 (1, 5)		G1-3					G5-3		K	4	1	1	0	0	1	0											
Todd Walker, L OBP: 0.345, SLG: 0.392 (1, 4)				K		1-1 1-H 2B	G5-4-3 1B		G6-3	4	0	2	1	0	1	0											
Austin Kearns, R OBP: 0.427, SLG: 0.522 (1, 7)		G1-3		G5-3		G5-4-3 1-2 1B		D 1B 1B		4	1	1	0	0	0	2											
Corky Miller, R OBP: 0.377, SLG: 0.552 Wilton Guerrero, S OBP: 0.313, SLG: 0.279 Jason LaRue, R OBP: 0.313, SLG: 0.323 (8, PH) (8, 2)		G3		K		2-3 K		K	1-H 1B	2	0	0	0	0	1	1											
Inning Stats	R: 0 E: 0 K: 0 S: 7	H: 0 LOB: 0 BB: 0 P: 12	R: 0 E: 0 K: 0 S: 9	H: 0 LOB: 0 BB: 0 P: 13	R: 0 E: 0 K: 1 S: 12	H: 0 LOB: 0 BB: 0 P: 19	R: 0 E: 0 K: 1 S: 9	H: 2 LOB: 3 BB: 0 P: 14	R: 1 E: 0 K: 1 S: 14	H: 2 LOB: 1 BB: 0 P: 19	R: 0 E: 0 K: 0 S: 9	H: 1 LOB: 1 BB: 0 P: 12	R: 0 E: 0 K: 0 S: 6	H: 1 LOB: 0 BB: 0 P: 9	R: 1 E: 0 K: 1 S: 16	H: 3 LOB: 2 BB: 0 P: 23	R: 1 E: 0 K: 1 S: 11	H: 2 LOB: 1 BB: 0 P: 17	1B: 10 2B: 1 3B: 0 HR: 0	SF: 0 SAC: 0 DP: 1 HBP: 0	WP: 0 PB: 0 SB: 2 CS: 0	PA: 37					
PITCHER	IP	WLS	BF	H	R	ER	SO	BB	IBB	HBP	BLK	WP	HR	S	P	ERA	WHIP										
Aaron Sele, R ERA: 4.89 (1, 1)	7.1	W	28	7	2	2	5	0	0	0	0	0	0	71	105	2.46	0.955										
Dennis Cook, L ERA: 2.12 (8, 1)	0.1	H	2	1	0	0	0	0	0	0	0	0	0	7	11	0.00	3.000										
Al Levine, R ERA: 3.18 (8, 1)	0.1	H	2	1	0	0	0	0	0	0	0	0	0	4	5	0.00	3.000										
Troy Percival, R ERA: 2.95 (9, 1)	1.0	S	5	2	1	1	1	0	0	0	0	0	0	11	17	9.00	2.000										

Cincinnati Reds @ Anaheim Angels
Edison International Field, Anaheim, CA
Fri Jun 07 2002, 10:05 PM EDT
Att: 35,341 - Cloudy - 66 F

AB 37
R 3
H 11
RBI 3
BB 0
SO 6
LOB 16



Batter	1	2	3	4	5	6	7	8	9	AB	R	H	RBI	BB	SO	LOB	BOTTOM										
David Eckstein, R OBP: 0.358, SLG: 0.380 (1, 6)	FC4-6 BB		1B BB		F9			16 FC3-2 WP 1B		2	0	1	0	2	0	0											
Darin Erstad, L OBP: 0.329, SLG: 0.394 (1, 8)	FC4-6 CS 1-2		16 2B 1B		G3			F8		4	1	1	0	0	0	3											
Troy Glaus, R OBP: 0.349, SLG: 0.507 (1, 5)	K		16 2B 1B		F7			16 FC3-2 IBB		3	1	1	1	1	1	1											
16 Garret Anderson, L OBP: 0.328, SLG: 0.556 (1, 7)		K	1-H 2H 2B		P6			FC3-2		4	0	1	2	0	1	3											
Brad Fullmer, L OBP: 0.332, SLG: 0.497 Tim Salmon, R OBP: 0.378, SLG: 0.518 (8, PH)		K	G5-3		G6-3			K		3	0	0	0	0	1	1											
Orlando Palmeiro, L OBP: 0.415, SLG: 0.452 (1, 9)	G6-3				F7					3	0	1	0	0	0	0											
Scott Spiezio, S OBP: 0.365, SLG: 0.376 (1, 3)			1B G4-3 1B		FC5-4 CS			G3		3	1	1	0	0	0	1											
Jorge Fabregas, L OBP: 0.227, SLG: 0.190 (1, 2)			1B G4-3 1B		G3-1			G4-3		3	1	1	0	0	0	1											
Adam Kennedy, L OBP: 0.323, SLG: 0.406 (1, 4)			G4-3		F8			WP 16 FC3-2 1B		3	0	1	1	0	0	1											
Inning Stats	R: 0 E: 0 K: 1 S: 9	H: 0 LOB: 1 BB: 1 P: 16	R: 0 E: 0 K: 2 S: 9	H: 0 LOB: 0 BB: 0 P: 13	R: 4 E: 0 K: 0 S: 16	H: 5 LOB: 1 BB: 1 P: 29	R: 0 E: 0 K: 0 S: 6	H: 1 LOB: 0 BB: 0 P: 7	R: 0 E: 0 K: 0 S: 7	H: 0 LOB: 0 BB: 0 P: 8	R: 0 E: 0 K: 0 S: 6	H: 0 LOB: 0 BB: 0 P: 8	R: 0 E: 0 K: 0 S: 6	H: 0 LOB: 0 BB: 0 P: 9	R: 0 E: 0 K: 1 S: 14	H: 2 LOB: 3 BB: 1 P: 22	R: 0 E: 0 K: 1 S: 11	H: 2 LOB: 1 BB: 0 P: 17	1B: 7 2B: 2 3B: 0 HR: 0	SF: 0 SAC: 0 DP: 1 HBP: 0	WP: 1 PB: 0 SB: 0 CS: 2	PA: 32					
PITCHER	IP	WLS	BF	H	R	ER	SO	BB	IBB	HBP	BLK	WP	HR	S	P	ERA	WHIP										
Chris Reitsma, R ERA: 2.92 (1, 1)	7.0	L	26	6	4	4	3	2	0	0	0	0	0	59	90	5.14	1.143										
Jose Silva, R ERA: (8, 1)	0.1		4	2	0	0	0	0	1	0	0	1	0	7	11	0.00	6.000										
Gabe White, L ERA: 2.7 (8, 1)	0.1		1	0	0	0	0	0	0	0	0	0	0	3	4	0.00	0.000										
Scott Sullivan, R ERA: 3.51 (8, 1)	0.1		1	0	0	0	1	0	0	0	0	0	0	4	7	0.00	0.000										

Cincinnati Reds @ Anaheim Angels
Edison International Field, Anaheim, CA
Fri Jun 07 2002, 10:05 PM EDT
Att: 35,341 - Cloudy - 66 F

AB 29
R 4
H 8
RBI 4
BB 3
SO 4
LOB 14



Batter	1	2	3	4	5	6	7	8	9	AB	R	H	RBI	BB	SO	LOB	TOP					
Barry Larkin, R OBP: 0.281, SLG: 0.354 (1, 6)										5	1	1	0	0	0	1						
Sean Casey, L OBP: 0.376, SLG: 0.389 (1, 3)										4	1	1	0	1	0	2						
Adam Dunn, L OBP: 0.456, SLG: 0.534 (1, 7)										2	1	0	0	2	0	1						
Austin Kearns, R OBP: 0.429, SLG: 0.522 (1, 9)										4	1	2	0	0	0	2						
Aaron Boone, R OBP: 0.290, SLG: 0.358 (1, 5)										4	0	1	1	0	1	4						
Todd Walker, L OBP: 0.351, SLG: 0.393 (1, 4)										2	0	1	0	2	0	0						
Russell Branyan, L OBP: 0.272, SLG: 0.372 (1, 10)										3	0	0	2	0	0	3						
Jason LaRue, R OBP: 0.304, SLG: 0.313 (1, 2)										4	0	0	0	0	2	2						
Reggie Taylor, L OBP: 0.256, SLG: 0.382 (1, 8)										4	0	0	0	0	0	1						
Inning Stats	R: 0 E: 0 K: 0 S: 10	H: 1 LOB: 2 BB: 1 P: 19	R: 0 E: 0 K: 0 S: 5	H: 0 LOB: 0 BB: 0 P: 8	R: 0 E: 0 K: 0 S: 5	H: 0 LOB: 0 BB: 0 P: 7	R: 1 E: 0 K: 2 S: 16	H: 1 LOB: 2 BB: 2 P: 33	R: 1 E: 0 K: 0 S: 11	H: 1 LOB: 0 BB: 0 P: 17	R: 0 E: 0 K: 0 S: 7	H: 1 LOB: 1 BB: 0 P: 8	R: 0 E: 0 K: 1 S: 6	H: 0 LOB: 0 BB: 0 P: 10	R: 2 E: 0 K: 0 S: 11	H: 2 LOB: 1 BB: 2 P: 25	R: 0 E: 1 K: 0 S: 5	H: 0 LOB: 1 BB: 0 P: 7	1B: 4 2B: 2 3B: 0 HR: 0	SF: 1 SAC: 0 DP: 0 HBP: 0	WP: 0 PB: 0 SB: 0 CS: 1	PA: 39
PITCHER	IP	WLS	BF	H	R	ER	SO	BB	IBB	HBP	BLK	WP	HR	S	P	ERA	WHIP					
Ramon Ortiz, R ERA: 3.34 (1, 1)	7.0		28	4	2	2	3	3	0	0	1	0	0	60	102	2.57	1.000					
Dennis Cook, L ERA: 2.5 (8, 1)	0.1	L	2	0	1	1	0	1	0	0	0	0	0	4	9	27.00	3.000					
Ben Weber, R ERA: 3.08 (8, 1)	1.1		7	2	1	1	0	0	1	0	0	0	0	10	20	6.75	1.500					
Donne Wall, R ERA: 6.63 (9, 1)	0.1		1	0	0	0	0	0	0	0	0	0	0	2	3	0.00	0.000					

Cincinnati Reds @ Anaheim Angels
Edison International Field, Anaheim, CA
Sat Jun 08 2002, 4:05 PM EDT
Att: 29,881 - Cloudy - 72 F

AB	32
R	4
H	6
RBI	3
BB	5
SO	3
LOB	16



Batter	1	2	3	4	5	6	7	8	9	AB	R	H	RBI	BB	SO	LOB	BOTTOM					
David Eckstein, R OBP: 0.353, SLG: 0.374 (1, 6)										3	0	0	0	0	0	0						
Darin Erstad, L OBP: 0.328, SLG: 0.392 (1, 8)										4	0	1	1	0	0	0						
Troy Glaus, R OBP: 0.344, SLG: 0.498 (1, 5)										4	0	0	0	0	2	1						
16 Garret Anderson, L OBP: 0.331, SLG: 0.559 (1, 7)										4	1	2	0	0	0	0						
Brad Fullmer, L OBP: 0.340, SLG: 0.503 (1, 10)										2	0	1	0	1	0	0						
Orlando Palmeiro, L OBP: 0.472, SLG: 0.448 (1, 9)										3	1	1	0	0	0	3						
Scott Spiezio, S ERA: 2.56 (1, 3)										2	0	1	1	2	0	0						
Julio Ramirez, R OBP: 0.350, SLG: 0.579 (9, PH)										0	0	0	0	0	0	0						
Bengie Molina, R OBP: 0.293, SLG: 0.323 (1, 2)										4	0	1	1	0	1	5						
Adam Kennedy, L OBP: 0.325, SLG: 0.407 (1, 4)										2	1	1	0	0	0	0						
Tim Salmon, R OBP: 0.376, SLG: 0.515 (7, PH)										1	0	0	0	0	0	3						
Jose Nieves, R OBP: 0.301, SLG: 0.319 (8, 4)										0	0	0	0	0	0	0						
Jorge Fabregas, L ERA: 2.6 (9, PH)										1	0	0	0	0	0	2						
Inning Stats	R: 0 E: 0 K: 0 S: 8	H: 0 LOB: 0 BB: 0 P: 12	R: 1 E: 0 K: 0 S: 13	H: 3 LOB: 2 BB: 0 P: 17	R: 1 E: 0 K: 0 S: 15	H: 2 LOB: 0 BB: 0 P: 21	R: 0 E: 0 K: 0 S: 6	H: 0 LOB: 0 BB: 1 P: 15	R: 0 E: 0 K: 1 S: 6	H: 0 LOB: 0 BB: 0 P: 10	R: 0 E: 0 K: 1 S: 11	H: 0 LOB: 3 BB: 0 P: 18	R: 0 E: 0 K: 0 S: 5	H: 1 LOB: 3 BB: 1 P: 13	R: 0 E: 0 K: 1 S: 9	H: 0 LOB: 0 BB: 0 P: 12	R: 1 E: 0 K: 0 S: 10	H: 2 LOB: 2 BB: 1 P: 18	1B: 5 2B: 4 3B: 0 HR: 0	SF: 0 SAC: 2 DP: 2 HBP: 1	WP: 0 PB: 0 SB: 0 CS: 0	PA: 36
PITCHER	IP	WLS	BF	H	R	ER	SO	BB	IBB	HBP	BLK	WP	HR	S	P	ERA	WHIP					
Elmer Dessens, R ERA: 2.56 (1, 1)	5.2		20	5	2	2	1	1	0	0	0	0	0	55	87	3.18	1.059					
Scott Williamson, R ERA: 2.56 (6, 1)	1.0		6	1	0	0	1	0	1	1	0	0	0	8	16	0.00	1.000					
Gabe White, L ERA: 2.6 (7, 1)	1.1	W	4	0	0	0	1	0	0	0	0	0	0	10	15	0.00	0.000					
Danny Graves, R ERA: 2.5 (9, 1)	1.0	S	6	2	1	1	0	1	0	0	0	0	0	10	18	9.00	3.000					

Cincinnati Reds @ Anaheim Angels
Edison International Field, Anaheim, CA
Sat Jun 08 2002, 4:05 PM EDT
Att: 29,881 - Cloudy - 72 F

AB	30
R	3
H	8
RBI	3
BB	3
SO	3
LOB	14



Batter	1	2	3	4	5	6	7	8	9	AB	R	H	RBI	BB	SO	LOB	TOP										
Barry Larkin, R OBP: 0.288, SLG: 0.356	2-2 G4-6-3 BB 1B		4-2 1B BB		0-1 BB 1B		3-1 L5-3 1-2		3-2 F8	4	0	2	0	1	0	1	Cincinnati Reds @ Anaheim Angels Edison International Field, Anaheim, CA Sun Jun 09 2002, 4:05 PM EDT Att: 35,501 - Cloudy - 69 F										
Juan Encarnacion, R OBP: 0.324, SLG: 0.465	4-0 G4-6-3 BB		0-1 FC4-6 1B		0-3 K			4-2 BB DI BB	2-2 1B BB 1B	3	1	2	0	2	1	1											
Sean Casey, L OBP: 0.378, SLG: 0.383	0-2 G4-6-3 1-2 2-3		1-0 FC4-6 1-2		4-2 BB			1-3 K	4-2 1B BB 1B	3	1	0	0	2	1	5											
Adam Dunn, L OBP: 0.455, SLG: 0.531	2-2 F7			3-2 1B G4-3 1B		0-3 K		0-3 K	3-1 1B BB 1B	5	1	2	0	0	2	4											
Austin Kearns, R OBP: 0.434, SLG: 0.521		0-0 F8		2-0 G4-3 1-3 1B		2-3 K		4-2 BB BB	0-0 1B	4	0	2	2	1	1	0											
Aaron Boone, R OBP: 0.292, SLG: 0.356		2-2 L5		2-1 F9		2-1 G1-6-3 1B		4-1 BB	0-3 K	4	0	1	0	1	1	4											
Todd Walker, L OBP: 0.346, SLG: 0.385		1-2 G1-3		0-0 G4-3		0-2 G1-6-3 1-2		1-2 BB	0-2 F7	4	0	0	1	0	0	5											
Russell Branyan, L OBP: 0.271, SLG: 0.387			2-2 G4-3	2-2 G6-3			1-2 G4-3		3-2 HR	4	1	1	1	0	0	1											
Jason LaRue, R OBP: 0.305, SLG: 0.314			0-0 F9		0-3 K		0-0 L5-3 1B		2-2 G4-3	3	0	1	0	0	1	0	REDS										
Wilton Guerrero, S OBP: 0.309, SLG: 0.274										1	0	0	0	0	0	0											
Inning Stats	R: 0 E: 0 K: 0 S: 11	H: 1 LOB: 1 BB: 1 P: 19	R: 0 E: 0 K: 0 S: 7	H: 0 LOB: 0 BB: 0 P: 10	R: 0 E: 0 K: 0 S: 10	H: 1 LOB: 2 BB: 1 P: 17	R: 1 E: 0 K: 0 S: 10	H: 2 LOB: 1 BB: 0 P: 19	R: 0 E: 0 K: 1 S: 8	H: 1 LOB: 0 BB: 0 P: 12	R: 0 E: 0 K: 0 S: 6	H: 1 LOB: 0 BB: 0 P: 10	R: 0 E: 0 K: 2 S: 14	H: 0 LOB: 3 BB: 3 P: 27	R: 3 E: 0 K: 1 S: 21	H: 4 LOB: 2 BB: 1 P: 38	1B: 10 2B: 1 3B: 0 HR: 1	SF: 0 SAC: 0 DP: 3 HBP: 0	WP: 0 PB: 0 SB: 0 CS: 0	PA: 42							
PITCHER	IP	WLS	BF	H	R	ER	SO	BB	IBB	HBP	BLK	WP	HR	S	P	ERA	WHIP										
Scott Schoeneweis, L ERA: 4.5	6.1	W	27	7	1	1	4	3	0	0	0	0	0	64	100	1.42	1.579										
Lou Pote, R ERA: 2.53	1.1		6	0	0	0	2	3	0	0	0	0	0	13	29	0.00	2.250										
Dennis Cook, L ERA: 2.55	0.1		1	0	0	0	0	0	0	0	0	0	0	3	3	0.00	0.000										
Al Levine, R ERA: 4.03	0.2		6	3	3	3	0	1	0	0	0	0	1	17	34	40.50	6.000										
Troy Percival, R ERA: 2.99	0.1	S	2	1	0	0	1	0	0	0	0	0	0	4	4	0.00	3.000										

Batter	1	2	3	4	5	6	7	8	9	AB	R	H	RBI	BB	SO	LOB	BOTTOM										
David Eckstein, R OBP: 0.356, SLG: 0.401	1-1 G5-3 3B	1-2 HR		1-1 G4-3			1-1 G4-3			4	2	2	4	0	0	1	Cincinnati Reds @ Anaheim Angels Edison International Field, Anaheim, CA Sun Jun 09 2002, 4:05 PM EDT Att: 35,501 - Cloudy - 69 F										
Darin Erstad, L OBP: 0.322, SLG: 0.385	2-2 G5-3	1-1 G4-3		2-2 L5			1-1 G6-3			4	0	0	1	0	0	1											
Troy Glaus, R OBP: 0.339, SLG: 0.489	0-0 G4-3		1-2 F9		2-3 K		1-1 F8			4	0	0	0	0	1	0											
16 Garret Anderson, L OBP: 0.333, SLG: 0.558	2-0 F8		3-1 G5-3 1B		1-0 CS 1B			2-0 F8		4	0	2	0	0	0	0											
Brad Fullmer, L OBP: 0.338, SLG: 0.494		0-1 F8		0-1 G5-3		3-3 K		4-1 S BB		3	0	0	0	1	1	2											
Scott Spiezio, S OBP: 0.372, SLG: 0.383			1-2 G5-3		1-2 K					0	0	0	0	0	0	0											
Tim Salmon, R OBP: 0.380, SLG: 0.523		3-2 F8		3-1 F8		0-0 F8 2B		3-3 K		3	0	2	0	0	0	1											
Julio Ramirez, R OBP: 0.333, SLG: 0.550			FC3-6 1B			0-0 P5		1-2 K		1	0	0	0	0	1	1											
Orlando Palmeiro, L OBP: 0.426, SLG: 0.433		2-2 FC3-6 BB 1B HR		4-0 1B BB 3B			0-0 F9			3	2	0	0	1	0	3											
Bengie Molina, R OBP: 0.299, SLG: 0.328		1-1 BB HR 1B		0-0 BB 3B 1B		1-1 F8				3	2	2	0	0	0	1											
Adam Kennedy, L OBP: 0.330, SLG: 0.419		4-1 HR BB		0-1 L5 3B		1-3 K				2	1	1	2	1	1	2											
Inning Stats	R: 1 E: 0 K: 0 S: 7	H: 1 LOB: 0 BB: 1 P: 12	R: 4 E: 0 K: 0 S: 19	H: 3 LOB: 0 BB: 1 P: 31	R: 0 E: 0 K: 0 S: 10	H: 1 LOB: 1 BB: 0 P: 17	R: 2 E: 0 K: 0 S: 13	H: 2 LOB: 0 BB: 1 P: 20	R: 0 E: 0 K: 2 S: 9	H: 1 LOB: 2 BB: 0 P: 15	R: 0 E: 0 K: 1 S: 7	H: 0 LOB: 0 BB: 0 P: 9	R: 0 E: 0 K: 1 S: 7	H: 0 LOB: 1 BB: 1 P: 16	1B: 5 2B: 3 3B: 2 HR: 1	SF: 0 SAC: 0 DP: 2 HBP: 0	WP: 0 PB: 0 SB: 1 CS: 1	PA: 34									
PITCHER	IP	WLS	BF	H	R	ER	SO	BB	IBB	HBP	BLK	WP	HR	S	P	ERA	WHIP										
Joey Hamilton, R ERA: 5.16	5.0	L	23	8	7	7	2	2	0	0	0	0	0	20	34	0.00	0.667										
Jim Brower, R ERA: 3.89	3.0		11	1	0	0	2	1	0	0	0	0	0	20	34	0.00	0.667										

Batter	1	2	3	4	5	6	7	8	9	AB	R	H	RBI	BB	SO	LOB	TOP										
Chad Hermansen, R (1, 8) OBP: 0.303, SLG: 0.448	3-3 K		3-2 P6			1-1 F8	1-0 F9		2-2 L7	5	0	0	0	0	1	3											
2 Jack Wilson, R (1, 6) OBP: 0.316, SLG: 0.335	4-1 BB			0-1 2B		3-2 1B	1-1 L4			3	0	2	0	1	0	1											
18 Jason Kendall, R (1, 2) OBP: 0.335, SLG: 0.345	2-2 L6-3			0-2 G1-6-3		2-0 F9		2-1 1B		4	0	1	0	0	0	3											
Brian Giles, L (1, 7) OBP: 0.444, SLG: 0.629		0-1 F8		3-2 G6-3		1-1 F8		1-3 K		4	0	0	0	0	1	3											
Aramis Ramirez, R (1, 10) OBP: 0.245, SLG: 0.324		3-3 K		4-2 BB			2-2 P6	1-2 F9		3	0	0	0	1	1	1											
Craig Wilson, R (1, 9) OBP: 0.356, SLG: 0.424	0-0 F9			1-3 K			3-2 HR	0-2 G1-3		4	1	1	1	0	1	3											
Kevin Young, R (1, 3) OBP: 0.306, SLG: 0.390			0-1 BLK 1B		0-0 G6-3		1-1 2B		1-1 F9	4	1	2	0	0	0	0											
Pokey Reese, R (1, 4) OBP: 0.264, SLG: 0.287			1-3 K		1-0 F8		2-2 2B	0-3 K		4	1	1	1	0	2	1											
Keith Osik, R (1, 5) OBP: 0.241, SLG: 0.294			0-0 F9		1-3 K		2-1 2B	2-0 1B		2	0	0	0	0	1	1											
Rob Mackowiak, L (7, PH) OBP: 0.288, SLG: 0.452							2-H 2B			2	0	2	1	0	0	0											
Inning Stats	R: 0 E: 0 K: 1 S: 11	H: 0 LOB: 0 BB: 1 P: 20	R: 0 E: 0 K: 1 S: 6	H: 0 LOB: 0 BB: 0 P: 9	R: 0 E: 0 K: 1 S: 9	H: 1 LOB: 1 BB: 0 P: 13	R: 0 E: 0 K: 1 S: 17	H: 1 LOB: 2 BB: 1 P: 25	R: 0 E: 0 K: 1 S: 5	H: 0 LOB: 0 BB: 0 P: 7	R: 0 E: 0 K: 0 S: 9	H: 1 LOB: 1 BB: 0 P: 16	R: 3 E: 0 K: 0 S: 17	H: 4 LOB: 1 BB: 0 P: 29	R: 0 E: 0 K: 1 S: 13	H: 1 LOB: 1 BB: 0 P: 17	R: 0 E: 0 K: 1 S: 11	H: 1 LOB: 1 BB: 0 P: 16	1B: 4 2B: 5 3B: 0 HR: 1	SF: 0 SAC: 0 DP: 1 HBP: 0	WP: 0 PB: 0 SB: 0 CS: 0	PA: 37					
PITCHER	IP	WLS	BF	H	R	ER	SO	BB	IBB	HBP	BLK	WP	HR	S	P	ERA	WHIP										
Jarrod Washburn, L (1, 1) ERA: 3.43	6.1	W	26	6	3	3	5	2	0	0	1	0	1	69	110	4.26	1.263										
Ben Weber, R (7, 1) ERA: 2.99	1.2	H	7	2	0	0	1	0	0	0	0	0	0	18	26	0.00	1.200										
Troy Percival, R (9, 1) ERA: 2.75	1.0	S	4	1	0	0	1	0	0	0	0	0	0	11	16	0.00	1.000										

Pittsburgh Pirates @ Anaheim Angels
Edison International Field, Anaheim, CA
Mon Jun 10 2002, 10:05 PM EDT
Att: 16,861 - Sunny - 70 F

AB 35
R 3
H 9
RBI 3
BB 2
SO 7
LOB 16



Batter	1	2	3	4	5	6	7	8	9	AB	R	H	RBI	BB	SO	LOB	BOTTOM										
David Eckstein, R (1, 6) OBP: 0.354, SLG: 0.398	2-2 G4-3	0-1 WP 1B			0-2 L4		2-1 L6			4	0	1	0	0	0	0											
Darin Erstad, L (1, 8) OBP: 0.325, SLG: 0.384	4-2 HR	1-0 G4-3			3-3 K		1-2 1B			3	1	1	0	1	1	2											
Troy Glaus, R (1, 5) OBP: 0.345, SLG: 0.504	2-0 1-H HR		1-1 G5-3		4-1 16 CS BB		0-0 1B		1-2 1B	3	1	2	2	1	0	0											
16 Garret Anderson, L (1, 7) OBP: 0.336, SLG: 0.569	1-0 F7		0-0 1B		0-2 CS		3-2 HR		0-3 K	4	1	2	1	0	1	2											
Tim Salmon, R (1, 10) OBP: 0.386, SLG: 0.525	4-2 FC5-4 BB		0-0 1B		1-2 1B		1-0 SH5-3 1B		1-1 P4	3	1	2	0	1	0	2											
Scott Spiezio, S (1, 3) OBP: 0.367, SLG: 0.376	0-1 FC5-4		0-1 G4-3			1-0 SH5-3			3-2 G4-3	3	0	0	0	0	0	3											
Bengie Molina, R (1, 2) OBP: 0.293, SLG: 0.321		2-2 G5-3			0-1 G6-3		1-0 F9		1-0 F9	4	0	0	0	0	0	1											
Benji Gil, R (1, 4) OBP: 0.233, SLG: 0.241		2-0 CS 1B			2-3 K		0-1 1B		0-1 F8	4	0	2	1	0	1	0											
Julio Ramirez, R (1, 9) OBP: 0.333, SLG: 0.500		4-2 WP 1B BB			3-2 G6-3		2-0 G5-3			2	0	0	0	1	0	1											
Inning Stats	R: 2 E: 0 K: 0 S: 12	H: 1 LOB: 1 BB: 2 P: 25	R: 0 E: 0 K: 0 S: 12	H: 2 LOB: 2 BB: 1 P: 21	R: 0 E: 0 K: 0 S: 6	H: 2 LOB: 1 BB: 0 P: 7	R: 0 E: 0 K: 1 S: 8	H: 0 LOB: 0 BB: 0 P: 13	R: 0 E: 0 K: 1 S: 9	H: 0 LOB: 0 BB: 1 P: 16	R: 2 E: 0 K: 0 S: 11	H: 3 LOB: 1 BB: 0 P: 19	R: 0 E: 0 K: 1 S: 13	H: 2 LOB: 2 BB: 0 P: 17	R: 0 E: 0 K: 0 S: 6	H: 0 LOB: 0 BB: 0 P: 10	1B: 8 2B: 0 3B: 0 HR: 2	SF: 0 SAC: 1 DP: 1 HBP: 0	WP: 1 PB: 0 SB: 0 CS: 2	PA: 36							
PITCHER	IP	WLS	BF	H	R	ER	SO	BB	IBB	HBP	BLK	WP	HR	S	P	ERA	WHIP										
Jimmy Anderson, L (1, 1) ERA: 5.04	6.0	L	27	8	4	4	2	4	0	0	0	0	0	19	27	6.00	2.000										
Mike Lincoln, R (7, 1) ERA: 0.41	2.0		8	2	0	0	1	0	0	0	0	0	0	19	27	0.00	1.000										

Pittsburgh Pirates @ Anaheim Angels
Edison International Field, Anaheim, CA
Mon Jun 10 2002, 10:05 PM EDT
Att: 16,861 - Sunny - 70 F

AB 30
R 4
H 10
RBI 4
BB 4
SO 3
LOB 11



Batter	1	2	3	4	5	6	7	8	9	AB	R	H	RBI	BB	SO	LOB	TOP											
Chad Hermansen, R OBP: 0.298, SLG: 0.436 (1, 8)										5	0	1	0	0	1	4	Pittsburgh Pirates @ Anaheim Angels Edison International Field, Anaheim, CA Tue Jun 11 2002, 10:05 PM EDT Att: 17,755 - Sunny - 69 F											
2 Jack Wilson, R OBP: 0.313, SLG: 0.332 (1, 6)										5	0	1	0	0	2	3												
18 Jason Kendall, R OBP: 0.338, SLG: 0.351 (1, 2)										5	1	2	0	0	0	1												
Brian Giles, L OBP: 0.443, SLG: 0.621 (1, 7)										4	0	1	0	1	0	1												
Aramis Ramirez, R OBP: 0.251, SLG: 0.320 Abraham Nunez, S OBP: 0.294, SLG: 0.315 (8, PR)										2	1	0	0	1	0	4												
Craig Wilson, R OBP: 0.382, SLG: 0.426 Adrian Brown, S OBP: 0.273, SLG: 0.270 (8, PR)										4	0	2	1	0	2	1												
Kevin Young, R OBP: 0.305, SLG: 0.405 (1, 3)										4	2	1	2	0	0	4												
Rob Mackowiak, L OBP: 0.293, SLG: 0.456 Mike Benjamin, R OBP: 0.195, SLG: 0.164 (8, PR)										3	1	1	0	1	0	0												
Pokey Reese, R OBP: 0.278, SLG: 0.316 (1, 4)										4	0	3	4	0	0	0												
Inning Stats	R: 0 E: 0 K: 0 S: 11	H: 1 LOB: 1 BB: 0 P: 17	R: 2 E: 0 K: 1 S: 18	H: 2 LOB: 1 BB: 0 P: 25	R: 0 E: 0 K: 1 S: 8	H: 2 LOB: 1 BB: 0 P: 14	R: 1 E: 0 K: 2 S: 10	H: 2 LOB: 1 BB: 0 P: 14	R: 1 E: 0 K: 0 S: 11	H: 3 LOB: 2 BB: 1 P: 24	R: 0 E: 0 K: 0 S: 7	H: 0 LOB: 0 BB: 0 P: 10	R: 0 E: 0 K: 0 S: 8	H: 0 LOB: 0 BB: 0 P: 10	R: 3 E: 0 K: 1 S: 10	H: 2 LOB: 2 BB: 2 P: 22		R: 0 E: 0 K: 0 S: 5	H: 0 LOB: 0 BB: 0 P: 10	1B: 7 2B: 4 3B: 0 HR: 1	SF: 0 SAC: 0 DP: 1 HBP: 1	WP: 1 PB: 0 SB: 2 CS: 1	PA: 41					
PITCHER	IP	WLS	BF	H	R	ER	SO	BB	IBB	HBP	BLK	WP	HR	S	P	ERA	WHIP											
Kevin Appier, R ERA: 3.87 Lou Pote, R ERA: 2.99 Donne Wall, R ERA: 6.43	(1, 1)	4.2	L	24	10	4	4	4	0	1	1	0	0	1	56	89	7.71	2.143										
(5, 1)	2.1		9	1	2	2	0	1	0	0	0	0	0	19	34	7.71	0.857											
(8, 1)	2.0		8	1	1	1	1	0	1	0	0	1	0	13	26	4.50	0.500											

AB	37
R	7
H	12
RBI	7
BB	3
SO	5
LOB	18



Batter	1	2	3	4	5	6	7	8	9	AB	R	H	RBI	BB	SO	LOB	BOTTOM											
David Eckstein, R OBP: 0.348, SLG: 0.391 (1, 6)										4	0	0	1	0	0	2	Pittsburgh Pirates @ Anaheim Angels Edison International Field, Anaheim, CA Tue Jun 11 2002, 10:05 PM EDT Att: 17,755 - Sunny - 69 F											
Darin Erstad, L OBP: 0.324, SLG: 0.382 (1, 8)										4	0	1	0	0	0	2												
Troy Glaus, R OBP: 0.340, SLG: 0.496 (1, 5)										4	0	0	0	0	2	2												
16 Garret Anderson, L OBP: 0.338, SLG: 0.566 (1, 7)										3	0	1	0	1	0	0												
Tim Salmon, R OBP: 0.384, SLG: 0.517 (1, 9)										3	0	0	0	1	1	3												
Brad Fullmer, L OBP: 0.337, SLG: 0.505 (1, 10)										4	1	1	1	0	0	1												
Scott Spiezio, S OBP: 0.384, SLG: 0.390 (1, 3)										4	1	1	1	0	0	1												
Bengie Molina, R OBP: 0.287, SLG: 0.315 (1, 2)										4	0	0	0	0	0	0												
Adam Kennedy, L OBP: 0.337, SLG: 0.442 Benji Gil, R OBP: 0.258, SLG: 0.267 (7, PH)										2	1	2	0	0	0	0												
Inning Stats	R: 0 E: 0 K: 1 S: 10	H: 1 LOB: 2 BB: 1 P: 22	R: 0 E: 0 K: 0 S: 6	H: 0 LOB: 0 BB: 0 P: 8	R: 0 E: 0 K: 0 S: 9	H: 1 LOB: 1 BB: 0 P: 14	R: 0 E: 0 K: 0 S: 7	H: 0 LOB: 1 BB: 1 P: 13	R: 1 E: 0 K: 0 S: 7	H: 1 LOB: 0 BB: 0 P: 15	R: 0 E: 0 K: 0 S: 7	H: 1 LOB: 0 BB: 0 P: 10	R: 2 E: 0 K: 0 S: 19	H: 3 LOB: 1 BB: 0 P: 32	R: 0 E: 0 K: 2 S: 8	H: 0 LOB: 0 BB: 0 P: 12		R: 0 E: 0 K: 0 S: 7	H: 0 LOB: 0 BB: 0 P: 12	1B: 3 2B: 1 3B: 1 HR: 2	SF: 0 SAC: 0 DP: 1 HBP: 0	WP: 0 PB: 0 SB: 2 CS: 0	PA: 35					
PITCHER	IP	WLS	BF	H	R	ER	SO	BB	IBB	HBP	BLK	WP	HR	S	P	ERA	WHIP											
Josh Fogg, R ERA: 3.9 Scott Sauerbeck, L ERA: 2.3 Mike Fetters, R ERA: 1.85 Brian Boehringer, R ERA: 2.59	(1, 1)	6.1	W	26	6	3	3	1	1	0	0	0	0	2	52	95	4.26	1.105										
(7, 1)	0.2	H	3	1	0	0	0	0	0	0	0	0	0	13	19	0.00	1.500											
(8, 1)	1.0		3	0	0	0	2	0	0	0	0	0	0	8	12	0.00	0.000											
(9, 1)	1.0		3	0	0	0	0	0	0	0	0	0	0	7	12	0.00	0.000											



Batter	1	2	3	4	5	6	7	8	9	AB	R	H	RBI	BB	SO	LOB	TOP					
Chad Hermansen, R (1.8) OBP: 0.294, SLG: 0.438	G5-3		G5-4-3	SF7			SH1-4 FC6-2 2B	G6-3		4	0	1	1	0	0	3						
2 Jack Wilson, R (1.6) OBP: 0.307, SLG: 0.325	G5-3		F9	G5-3			SH1-4		G6-3	4	0	0	0	0	0	2						
18 Jason Kendall, R (1.2) OBP: 0.342, SLG: 0.357					G6-3					5	1	3	0	0	0	1						
Brian Giles, L (1.7) OBP: 0.438, SLG: 0.611	G5-3									5	1	1	0	0	1	3						
Aramis Ramirez, R (1.10) OBP: 0.244, SLG: 0.309			F8							5	0	0	0	0	0	3						
Craig Wilson, R (1.9) OBP: 0.372, SLG: 0.439										3	2	2	2	1	1	0						
Kevin Young, R (1.3) OBP: 0.309, SLG: 0.407										4	1	2	0	0	1	1						
Rob Mackowiak, L (1.5) OBP: 0.298, SLG: 0.451										2	0	0	0	2	0	3						
Pokey Reese, R (1.4) OBP: 0.291, SLG: 0.328										4	0	3	2	0	0	1						
Inning Stats	R: 0 E: 0 K: 0 S: 12	H: 1 LOB: 1 BB: 0 P: 19	R: 0 E: 0 K: 0 S: 8	H: 0 LOB: 1 BB: 1 P: 14	R: 0 E: 0 K: 0 S: 6	H: 1 LOB: 0 BB: 0 P: 9	R: 4 E: 0 K: 0 S: 20	H: 5 LOB: 2 BB: 1 P: 28	R: 0 E: 0 K: 0 S: 8	H: 0 LOB: 0 BB: 0 P: 15	R: 0 E: 0 K: 0 S: 17	H: 0 LOB: 1 BB: 1 P: 27	R: 0 E: 0 K: 0 S: 7	H: 1 LOB: 0 BB: 0 P: 11	R: 1 E: 0 K: 0 S: 15	H: 3 LOB: 2 BB: 0 P: 18	R: 0 E: 0 K: 1 S: 12	H: 1 LOB: 1 BB: 0 P: 19	1B: 10 2B: 2 3B: 0 HR: 0	SF: 1 SAC: 1 DP: 1 HBP: 0	WP: 0 PB: 0 SB: 0 CS: 0	PA: 41
PITCHER	IP	WLS	BF	H	R	ER	SO	BB	IBB	HBP	BLK	WP	HR	S	P	ERA	WHIP					
Aaron Sele, R (1.1) ERA: 4.97	6.0		27	7	4	4	2	3	0	0	0	0	0	71	112	6.00	1.667					
Ben Weber, R (7.1) ERA: 3.0	2.0	W	10	4	1	1	0	0	0	0	0	0	0	22	29	4.50	2.000					
Troy Percival, R (9.1) ERA: 2.61	1.0	S	4	1	0	0	1	0	0	0	0	0	0	12	19	0.00	1.000					

Pittsburgh Pirates @ Anaheim Angels
Edison International Field, Anaheim, CA
Wed Jun 12 2002, 10:05 PM EDT
Att: 17,096 - Sunny - 70 F

AB	36
R	5
H	12
RBI	5
BB	3
SO	3
LOB	17



Batter	1	2	3	4	5	6	7	8	9	AB	R	H	RBI	BB	SO	LOB	BOTTOM				
David Eckstein, R (1.6) OBP: 0.357, SLG: 0.404	FC6-4 BB	1B BB		FC1-6			BB 1B	1B 3B		3	0	2	3	2	0	1					
Benji Gil, R (1.4) OBP: 0.278, SLG: 0.286	FC6-4	1B		G4-3			BB 1B	P4		5	0	2	2	0	0	3					
Troy Glaus, R (1.5) OBP: 0.337, SLG: 0.487	F7	P4			G5-3		BB	G4-3		4	0	0	0	1	0	3					
16 Garret Anderson, L (1.7) (7.8) (8.7)	P6			F9	F7		K	K		5	0	1	0	0	2	4					
Tim Salmon, R (1.9) OBP: 0.386, SLG: 0.519				F9						3	1	1	0	1	1	1					
Darin Erstad, L (8.8) OBP: 0.327, SLG: 0.384		2B BB			1B 2B		K	BLK 1B		1	1	1	0	0	0	0					
Scott Spiezio, S (1.3) OBP: 0.370, SLG: 0.392		P4		K			1B 3B	S 1B		4	1	2	1	1	1	2					
Bengie Molina, R (1.2) OBP: 0.294, SLG: 0.324		2B		L6			FC3-6 1B	G6-3		4	1	2	0	1	0	2					
Brad Fuller, L (1.10) OBP: 0.338, SLG: 0.505		CS 1B 2B		F9			FC3-6 1B	G4-3		4	3	1	2	1	0	3					
Julio Ramirez, R (1.8) OBP: 0.385, SLG: 0.522										1	0	1	0	0	0	0					
Orlando Palmeiro, L (6. Ph) (7.7) (8.9)							K	3B 1B		2	1	1	0	0	1	1					
Inning Stats	R: 0 E: 0 K: 0 S: 4	H: 0 LOB: 1 BB: 1 P: 9	R: 3 E: 0 K: 0 S: 16	H: 3 LOB: 2 BB: 2 P: 32	R: 0 E: 0 K: 1 S: 10	H: 1 LOB: 1 BB: 0 P: 12	R: 0 E: 0 K: 0 S: 9	H: 1 LOB: 1 BB: 0 P: 14	R: 0 E: 0 K: 0 S: 8	H: 2 LOB: 2 BB: 0 P: 11	R: 1 E: 0 K: 2 S: 15	H: 3 LOB: 3 BB: 1 P: 26	R: 3 E: 0 K: 1 S: 11	H: 2 LOB: 1 BB: 2 P: 25	R: 1 E: 0 K: 1 S: 10	H: 2 LOB: 2 BB: 1 P: 17	1B: 9 2B: 4 3B: 1 HR: 0	SF: 0 SAC: 0 DP: 0 HBP: 1	WP: 0 PB: 0 SB: 1 CS: 2	PA: 44	
PITCHER	IP	WLS	BF	H	R	ER	SO	BB	IBB	HBP	BLK	WP	HR	S	P	ERA	WHIP				
Joe Beimel, L (1.1) ERA: 2.72	5.0		24	7	3	3	1	3	0	1	0	0	0	47	78	5.40	2.000				
Sean Lowe, R (6.1) ERA: 6.86	0.2	B	6	3	1	1	1	1	0	0	0	0	0	12	22	13.50	6.000				
Ron Villone, L (6.1) ERA: 5.78	0.1		0	0	0	0	1	0	0	0	0	0	0	3	4	0.00	0.000				
Brian Boehringer, R (7.1) ERA: 3.31	1.1	L	8	2	3	3	1	1	1	0	0	0	0	14	29	20.25	2.250				
Scott Sauerbeck, L (8.1) ERA: 2.57	0.2		5	2	1	1	1	0	1	0	1	0	0	7	13	13.50	3.000				

Pittsburgh Pirates @ Anaheim Angels
Edison International Field, Anaheim, CA
Wed Jun 12 2002, 10:05 PM EDT
Att: 17,096 - Sunny - 70 F

AB	36
R	8
H	14
RBI	8
BB	7
SO	5
LOB	20



Batter	1	2	3	4	5	6	7	8	9	AB	R	H	RBI	BB	SO	LOB	TOP				
David Eckstein, R (1,6) OBP: 0.354, SLG: 0.396	F8	FC6-4		1B WP	G5-3		F5			4	1	0	0	1	0	3	Anaheim Angels @ Los Angeles Dodgers Dodger Stadium, Los Angeles, CA Fri Jun 14 2002, 7:10 PM PDT Att: 51,722 - Sunny - 66 F				
Darin Erstad, L (1,8) OBP: 0.332, SLG: 0.389	1B		16 F WP	1B WP SF8	F7			G4-3		5	2	3	0	0	0						
Troy Glaus, R (1,5) OBP: 0.342, SLG: 0.485	1B		16 E WP	1B HBP	G5-3			F9		3	2	1	0	1	0						
16 Garret Anderson, L (1,7) OBP: 0.333, SLG: 0.570	L8		1B WP	SF8				G6-3		4	2	1	2	0	0	4					
Tim Salmon, R (1,9) OBP: 0.386, SLG: 0.521	K		1B CS	G5-3				F2		5	1	2	2	0	1	3					
Scott Spiezio, S (1,3)		1B BB	1B	1B	1B			K		2	0	0	0	3	1	1					
Bengie Molina, R (1,2) OBP: 0.301, SLG: 0.335	F9		1B	1B	1B			F8		5	0	3	1	0	0	2					
Benji Gil, R (1,4) OBP: 0.268, SLG: 0.275	FC6-4		1B	1B	F7			F3		5	0	1	0	0	0	5					
Ramon Ortiz, R (1,1)	K		K		G4-3			G6-3		4	0	0	0	0	2	5					
Inning Stats	R: 0 E: 0 K: 1 S: 9	H: 1 LOB: 2 BB: 1 P: 17	R: 0 E: 0 K: 1 S: 11	H: 1 LOB: 2 BB: 1 P: 22	R: 3 E: 1 K: 1 S: 19	H: 3 LOB: 2 BB: 1 P: 33	R: 3 E: 0 K: 0 S: 11	H: 3 LOB: 2 BB: 2 P: 25	R: 0 E: 0 K: 1 S: 7	H: 0 LOB: 0 BB: 0 P: 12	R: 1 E: 0 K: 1 S: 8	H: 1 LOB: 1 BB: 0 P: 12	R: 0 E: 0 K: 0 S: 10	H: 1 LOB: 1 BB: 0 P: 15	R: 0 E: 0 K: 0 S: 6	H: 0 LOB: 0 BB: 0 P: 10	R: 1 E: 0 K: 0 S: 8	H: 1 LOB: 0 BB: 0 P: 15	1B: 8 2B: 2 3B: 0 HR: 1	SF: 1 SAC: 0 DP: 0 HBP: 1	WP: 3 PB: 0 CS: 1 PA: 44
PITCHER	IP WLS BF H R ER SO BB IBB HBP BLK WP HR S P ERA WHIP																				
Kaz Ishii, L (1,1) ERA: 3.61	3.0 L 21 7 6 5 3 4 0 0 1 0 2 0 43 83 15.00 3.667																				
Guillermo Mota, R (4,1) ERA: 3.15	3.0 12 2 1 1 1 0 1 0 0 0 0 1 22 38 3.00 0.667																				
Giovanni Carrara, R (7,1) ERA: 4.42	2.0 7 1 0 0 0 0 0 0 0 0 0 0 16 25 0.00 0.500																				
Terry Mulholland, L (9,1) ERA: 9.19	1.0 4 1 1 1 0 0 0 0 0 0 1 0 8 15 9.00 1.000																				

Batter	1	2	3	4	5	6	7	8	9	AB	R	H	RBI	BB	SO	LOB	BOTTOM		
Dave Roberts, L (1,8) OBP: 0.394, SLG: 0.401	K		B1-3			G4-3		F8		4	0	0	0	0	1	0	Anaheim Angels @ Los Angeles Dodgers Dodger Stadium, Los Angeles, CA Fri Jun 14 2002, 7:10 PM PDT Att: 51,722 - Sunny - 66 F		
Paul Lo Duca, R (1,2) OBP: 0.363, SLG: 0.420	G1-3		G4-3			G4-3		F9		4	0	0	0	0	0				
Shawn Green, L (1,9) OBP: 0.377, SLG: 0.565	K				F5			HR		4	2	2	2	0	1	0			
Brian Jordan, R (1,7) OBP: 0.343, SLG: 0.524		F8			F9			K		4	0	0	0	0	2	0			
Eric Karros, R (1,3) OBP: 0.340, SLG: 0.432		HR			K			L5		4	1	1	1	0	2	0			
Mark Grudzielanek, R (1,4) OBP: 0.289, SLG: 0.358		F9			G6-3			K		3	0	0	0	0	1	0			
Adrian Beltré, R (1,5) OBP: 0.297, SLG: 0.384		BB			F5			F8		2	0	0	0	1	0	0			
Cesar Izturis, S (1,6) OBP: 0.275, SLG: 0.320		K			G6-3			L7		3	0	0	0	0	1	1			
Kaz Ishii, L (1,1) OBP: 0.348, SLG: 0.415			F9					HR		1	0	0	0	0	0	0			
Guillermo Mota, R (4,1) ERA: 3.15										0	0	0	0	0	0	0			
Alex Cora, L (6,10) OBP: 0.300, SLG: 0.458										1	1	1	1	0	0	0			
Giovanni Carrara, R (7,1) ERA: 4.42										0	0	0	0	0	0	0			
Hiram Bocachica, R (8,10) OBP: 0.300, SLG: 0.458										1	0	0	0	0	0	0			
Terry Mulholland, L (9,1) ERA: 9.19										0	0	0	0	0	0	0			
Inning Stats	R: 0 E: 0 K: 2 S: 8	H: 0 LOB: 0 BB: 0 P: 9	R: 1 E: 0 K: 1 S: 10	H: 1 LOB: 1 BB: 1 P: 16	R: 0 E: 0 K: 0 S: 7	H: 0 LOB: 0 BB: 0 P: 8	R: 0 E: 0 K: 1 S: 8	H: 0 LOB: 0 BB: 0 P: 11	R: 0 E: 0 K: 1 S: 5	H: 0 LOB: 0 BB: 0 P: 6	R: 0 E: 0 K: 0 S: 6	H: 0 LOB: 0 BB: 0 P: 11	R: 0 E: 0 K: 0 S: 6	H: 0 LOB: 0 BB: 0 P: 11	R: 1 E: 0 K: 2 S: 12	H: 1 LOB: 0 BB: 0 P: 15	1B: 0 2B: 0 3B: 0 HR: 4	SF: 0 SAC: 0 DP: 0 HBP: 0	WP: 0 PB: 0 CS: 0 PA: 32
PITCHER	IP WLS BF H R ER SO BB IBB HBP BLK WP HR S P ERA WHIP																		
Ramon Ortiz, R (1,1) ERA: 3.4	9.0 W 32 4 4 4 8 1 0 0 0 0 4 74 101 4.00 0.556																		

Batter	1	2	3	4	5	6	7	8	9	AB	R	H	RBI	BB	SO	LOB	TOP						
David Eckstein, R (1, 6) OBP: 0.351, SLG: 0.392	0-1 B5-3			1-2 G6-3		1-2 G6-3 1B		0-1 E5 1B HR	2-1 G3	5	1	1	1	0	0	1	Anaheim Angels @ Los Angeles Dodgers Dodger Stadium, Los Angeles, CA Sat Jun 15 2002, 7:10 PM PDT Att: 52,165 - Sunny - 73 F						
Darin Erstad, L (1, 8) OBP: 0.333, SLG: 0.389	2-3 K			0-1 G1-3		0-0 G6-3 1B		1-1 HR 1B	0-1 G6-3	5	1	2	0	0	1	1							
Troy Glaus, R (1, 5) Lou Pote, R (6, 1)	1-0 G1-3			0-3 K		2-2 G6-3		0-3 K		3	0	0	0	0	1	2							
Adam Kennedy, L (8, FH) Dennis Cook, L (8, 1)						1-2 2-3				0	0	0	0	0	0	0							
16 Garret Anderson, L (1, 7) Brad Fulmer, L (7, 3) OBP: 0.330, SLG: 0.563 OBP: 0.341, SLG: 0.524		1-2 P6			0-1 G1-3	0-0 G4-3		0-2 HR		3	0	0	0	0	0	2							
Tim Salmon, R (1, 9) OBP: 0.394, SLG: 0.530		2-0 F8			0-0 HR		2-1 G6-3	0-0 F8		4	1	1	1	0	0	0							
Scott Spiezio, S (1, 3) OBP: 0.377, SLG: 0.396		1-3 K			1-0 G6-3		1-1 1B	1-1 2B		4	0	2	0	0	1	0							
Bengie Molina, R (1, 2) Jorge Fabregas, L (6, 2) OBP: 0.332 OBP: 0.234, SLG: 0.200			0-3 K		2-2 G4-3		0-0 1B	0-3 K		2	0	0	0	0	1	0							
Benji Gil, R (1, 4) OBP: 0.267, SLG: 0.295			2-3 K		0-0 F8 1B 2B		2-0 F8		0-3 K	4	1	1	0	0	2	2							
Scott Schoeneweis, L (1, 1) Julio Ramirez, R (3, PH) 62 Scot Shields, R (3, 1) Jose Nieves, R (6, FH) OBP: 0.303, SLG: 0.320			1-3 K		2-2 F8	3-2 F9		1-1 G3 1B		0	0	0	0	0	0	0							
Inning Stats	R: 0 E: 0 K: 1 S: 6	H: 0 LOB: 0 BB: 0 P: 9	R: 0 E: 0 K: 1 S: 7	H: 0 LOB: 0 BB: 0 P: 11	R: 0 E: 0 K: 3 S: 9	H: 0 LOB: 0 BB: 0 P: 12	R: 0 E: 0 K: 1 S: 11	H: 0 LOB: 0 BB: 0 P: 10	R: 1 E: 0 K: 0 S: 14	H: 3 LOB: 2 BB: 0 P: 19	R: 0 E: 0 K: 2 S: 14	H: 2 LOB: 2 BB: 0 P: 22	R: 3 E: 1 K: 2 S: 16	H: 3 LOB: 1 BB: 0 P: 18	R: 0 E: 0 K: 1 S: 9	H: 1 LOB: 1 BB: 0 P: 12	1B: 6 2B: 2 3B: 0 HR: 2	SF: 0 SAC: 0 DP: 0 HBP: 0	WP: 0 PB: 0 SB: 0 CS: 0	PA: 38			
PITCHER	IP WLS BF H R ER SO BB IBB HBP BLK WP HR S P ERA WHIP	7.0 W 27 6 2 2 6 0 0 0 0 0 1 68 95 2.57 0.857	1.0 7 3 3 2 2 0 0 0 0 0 0 1 16 18 18.00 3.000	1.0 4 1 0 0 1 0 0 0 0 0 0 0 9 12 0.00 1.000					PITCHER	IP WLS BF H R ER SO BB IBB HBP BLK WP HR S P ERA WHIP													

AB	38
R	5
H	10
RBI	5
BB	0
SO	9
LOB	14



Batter	1	2	3	4	5	6	7	8	9	AB	R	H	RBI	BB	SO	LOB	BOTTOM					
Cesar Izturis, S (1, 6) OBP: 0.285, SLG: 0.333	2-1 F8	0-2 HR 1B		2-0 1B 2B		1-0 BB 1B		0-1 1B		5	2	4	2	0	0	0	Anaheim Angels @ Los Angeles Dodgers Dodger Stadium, Los Angeles, CA Sat Jun 15 2002, 7:10 PM PDT Att: 52,165 - Sunny - 73 F					
Paul Lo Duca, R (1, 2) OBP: 0.371, SLG: 0.438	3-1 HR	0-1 F9		2-1 1B		4-0 1B		1-1 1B		4	1	3	3	1	0	1						
Shawn Green, L (1, 9) OBP: 0.381, SLG: 0.588	1-2 HR	1-0 HR		4-1 HR BB		3-3 K		3-3 K		4	3	2	3	1	2	4						
Brian Jordan, R (1, 7) Terry Mulholland, R (8, 1) Jeff Reboulet, R (8, PH) Paul Quantrill, L (9, 1)	1-0 G4-3 2B	1-2 F8		2-2 HR		2-3 K		0-1 F8		4	1	2	2	0	1	0						
Eric Karros, R (1, 3) OBP: 0.343, SLG: 0.433	1-2 G4-3		0-0 G5-3		0-1 G6-4-3 1B		0-0 1B			4	0	2	0	0	0	1						
Marquis Grissom, R (1, 8) OBP: 0.317, SLG: 0.511	2-3 K		0-1 G6-3		2-1 F3		1-2 P4			4	0	0	0	0	1	3						
Mark Grudzielanek, R (1, 4) OBP: 0.289, SLG: 0.353		4-0 SH1-4 1B BB		0-0 G6-3		0-0 G6-4-3 1B		1-3 K		3	1	0	0	1	1	2						
Adrian Beltré, R (1, 5) OBP: 0.296, SLG: 0.382		2-1 SH1-4 1B 1B		1-1 G5-3		2-2 G5-3		1-3 K		4	1	1	0	0	1	0						
Odalis Perez, L (1, 1) Hiram Bocachica, R (8, 7) OBP: 0.115, SLG: 0.192 OBP: 0.304, SLG: 0.481		0-0 SH1-4		0-1 F5		0-0 G3		4-2 1B BB		2	0	0	0	0	0	0						
Inning Stats	R: 2 E: 0 K: 1 S: 17	H: 3 LOB: 1 BB: 0 P: 27	R: 4 E: 0 K: 0 S: 12	H: 3 LOB: 0 BB: 1 P: 20	R: 0 E: 0 K: 0 S: 4	H: 0 LOB: 0 BB: 0 P: 4	R: 1 E: 0 K: 0 S: 7	H: 2 LOB: 1 BB: 0 P: 12	R: 2 E: 0 K: 1 S: 9	H: 2 LOB: 0 BB: 1 P: 17	R: 0 E: 0 K: 2 S: 10	H: 1 LOB: 1 BB: 0 P: 14	R: 1 E: 0 K: 2 S: 16	H: 2 LOB: 2 BB: 1 P: 25	R: 0 E: 0 K: 1 S: 9	H: 1 LOB: 1 BB: 0 P: 12		1B: 8 2B: 2 3B: 0 HR: 4	SF: 0 SAC: 1 DP: 1 HBP: 0	WP: 0 PB: 0 SB: 0 CS: 0	PA: 40	
PITCHER	IP WLS BF H R ER SO BB IBB HBP BLK WP HR S P ERA WHIP	2.0 L 13 6 6 6 1 1 0 0 0 0 1 20 33 9.00 1.667	3.0 4 3 3 0 1 0 0 0 0 0 0 0 20 34 0.00 1.500	2.0 9 2 0 0 3 1 0 0 0 0 0 0 16 25 9.00 3.000					PITCHER	IP WLS BF H R ER SO BB IBB HBP BLK WP HR S P ERA WHIP												



Batter	1	2	3	4	5	6	7	8	9	AB	R	H	RBI	BB	SO	LOB	TOP			
David Eckstein, R (1, 6) OBP: 0.347, SLG: 0.387	F5		G4-3		SH1-3		G6-4-3			3	0	0	1	0	0	1				
Darin Erstad, L (1, 8) OBP: 0.332, SLG: 0.387	F8				G6-3	L8				4	0	1	0	0	0	0				
Troy Glaus, R (1, 5) OBP: 0.337, SLG: 0.473							G4-3			3	0	0	0	1	2	1				
16 Garret Anderson, L (1, 7) OBP: 0.329, SLG: 0.566	G3						F8			4	1	1	0	0	0	2				
Tim Salmon, R (1, 9) OBP: 0.395, SLG: 0.548										4	1	2	2	0	1	0				
Brad Fullmer, L (1, 3) Al Levine, L (6, 1) Dennis Cook, L (7, 1) Benji Gil, R (7, 8) Ben Weber, R (7, 1) Orlando Palmeiro, L (8, 10) OBP: 0.341, SLG: 0.519										2	0	0	0	1	1	0				
Bengie Molina, R (1, 2) OBP: 0.298, SLG: 0.327										3	1	0	0	1	1	2				
Adam Kennedy, L (1, 4) OBP: 0.335, SLG: 0.449										3	1	1	1	0	0	0				
Jarrold Washburn, L (1, 1) Scott Spiezio, S (6, 3)										2	0	0	0	0	2	1				
Inning Stats	R: 0 E: 0 K: 0 S: 6	H: 0 LOB: 1 BB: 1 P: 15	R: 0 E: 0 K: 0 S: 7	H: 0 LOB: 0 BB: 0 P: 8	R: 0 E: 0 K: 1 S: 8	H: 0 LOB: 0 BB: 0 P: 12	R: 2 E: 0 K: 2 S: 12	H: 2 LOB: 0 BB: 0 P: 22	R: 2 E: 0 K: 1 S: 12	H: 1 LOB: 0 BB: 1 P: 22	R: 0 E: 0 K: 0 S: 7	H: 1 LOB: 2 BB: 1 P: 14	R: 0 E: 0 K: 0 S: 7	H: 1 LOB: 0 BB: 0 P: 11	R: 0 E: 0 K: 1 S: 11	H: 0 LOB: 0 BB: 0 P: 16	1B: 2 2B: 1 3B: 2 HR: 1	SF: 0 SAC: 1 DP: 2 HBP: 0	WP: 0 PB: 0 SB: 0 CS: 0	PA: 34
PITCHER	IP WLS BF H R ER SO BB IBB HBP BLK WP HR S P ERA WHIP																			
Hideo Nomo, R (1, 1) ERA: 3.81	5.0	20	3	4	4	4	2	0	0	0	0	0	1	45	79	7.20	1.000			
Giovanni Carrara, R (6, 1) ERA: 4.2	2.0	W	8	2	0	0	0	1	0	0	0	0	0	14	25	0.00	1.000			
Jesse Orosco, L (8, 1) ERA: 3.86	0.0		1	1	0	0	0	0	0	0	0	0	0	3	5	∞	∞			
Paul Quantrill, R (8, 1) ERA: 3.82	0.1	H	1	0	0	0	1	0	0	0	0	0	0	5	5	0.00	0.000			
Eric Gagne, R (8, 1) ERA: 1.28	1.2	S	4	0	0	0	3	0	0	0	0	0	0	13	20	0.00	0.000			

Anaheim Angels @ Los Angeles Dodgers
Dodger Stadium, Los Angeles, CA
Sun Jun 16 2002, 1:10 PM PDT
Att: 52,183 - Sunny - 80 F

AB	30
R	4
H	6
RBI	4
BB	3
SO	8
LOB	7



Batter	1	2	3	4	5	6	7	8	9	AB	R	H	RBI	BB	SO	LOB	BOTTOM			
Cesar Izturis, S (1, 6) OBP: 0.282, SLG: 0.331	P4						SH1-3			2	0	0	0	0	1	0				
Mark Cudzielnick, R (1, 4) Eric Gagne, R (8, 1)	G6-3						P4			4	0	1	1	0	0	1				
Shawn Green, L (1, 9) OBP: 0.386, SLG: 0.598	P4									3	2	2	0	0	0	0				
Brian Jordan, R (1, 7) OBP: 0.340, SLG: 0.532										4	0	0	0	0	1	4				
Eric Karros, R (1, 3) OBP: 0.349, SLG: 0.456										4	1	3	2	0	0	2				
Marquis Grissom, R (1, 8) OBP: 0.315, SLG: 0.526										4	1	1	2	0	1	2				
Chad Kreuter, S (1, 2) OBP: 0.297, SLG: 0.296										3	0	0	0	1	2	1				
Adrián Beltré, R (1, 5) OBP: 0.292, SLG: 0.376										4	0	0	0	0	1	2				
Hideo Nomo, R (1, 1) Jeff Reboulet, R (5, 10) Giovanni Carrara, R (6, 1) Dave Roberts, L (7, 10) Jesse Orosco, R (8, 1) Paul Quantrill, L (8, 1) Alex Cora, L (8, 4) OBP: 0.346, SLG: 0.548										1	0	0	0	0	0	0				
Inning Stats	R: 0 E: 0 K: 0 S: 6	H: 0 LOB: 0 BB: 0 P: 8	R: 0 E: 0 K: 1 S: 16	H: 1 LOB: 2 BB: 1 P: 28	R: 0 E: 0 K: 1 S: 10	H: 0 LOB: 0 BB: 0 P: 17	R: 1 E: 0 K: 1 S: 18	H: 2 LOB: 1 BB: 0 P: 24	R: 0 E: 0 K: 1 S: 9	H: 1 LOB: 1 BB: 0 P: 15	R: 3 E: 0 K: 2 S: 10	H: 3 LOB: 0 BB: 0 P: 16	R: 1 E: 0 K: 0 S: 12	H: 2 LOB: 2 BB: 0 P: 17	R: 0 E: 0 K: 0 S: 7	H: 0 LOB: 0 BB: 0 P: 9	1B: 3 2B: 4 3B: 0 HR: 2	SF: 0 SAC: 2 DP: 0 HBP: 1	WP: 1 PB: 0 SB: 0 CS: 0	PA: 35
PITCHER	IP WLS BF H R ER SO BB IBB HBP BLK WP HR S P ERA WHIP																			
Jarrold Washburn, L (1, 1) ERA: 3.63	5.1	24	7	4	4	4	1	0	0	0	0	0	1	2	65	102	6.75	1.500		
Al Levine, R (6, 1) ERA: 4.2	1.0	L	5	2	1	1	1	0	0	0	0	0	0	11	14	9.00	2.000			
Dennis Cook, L (7, 1) ERA: 2.89	0.0		1	0	0	0	0	0	0	1	0	0	0	0	1	∞	∞			
Ben Weber, R (7, 1) ERA: 2.84	1.2		5	0	0	0	0	0	0	0	0	0	0	12	17	0.00	0.000			

Anaheim Angels @ Los Angeles Dodgers
Dodger Stadium, Los Angeles, CA
Sun Jun 16 2002, 1:10 PM PDT
Att: 52,183 - Sunny - 80 F

AB	31
R	5
H	9
RBI	5
BB	1
SO	6
LOB	12



Batter	1	2	3	4	5	6	7	8	9	AB	R	H	RBI	BB	SO	LOB	TOP			
David Eckstein, R (1, 6) OBP: 0.350, SLG: 0.386	0-1 E4 CS		2-2 E 1B		1-0 HBP			1-1 G5-3		3	0	1	0	0	0	1	Anaheim Angels @ St. Louis Cardinals Busch Stadium, St. Louis, MO Tue Jun 18 2002, 7:10 PM CDT Att: 39,386 - Cloudy - 88 F			
Darin Erstad, L (1, 8) OBP: 0.335, SLG: 0.389	3-1 F8 1-2		2-1 E6 1B		2-1 F9			1-2 16 1B		4	0	2	1	0	0	2				
Troy Glaus, R (1, 5) OBP: 0.336, SLG: 0.468	4-2 BB		2-3 K				2-1 G5-3		3	0	0	0	0	1	1	3				
16 Garret Anderson, L (1, 7) OBP: 0.328, SLG: 0.562	2-3 K			1-0 F8		2-3 K		0-0 1B		4	0	1	0	0	2	1				
Tim Salmon, R (1, 9) OBP: 0.393, SLG: 0.547		0-0 G6-3		2-0 2B		1-1 G6-3		3-2 P4		4	0	1	0	0	0	2				
Brad Fullmer, L (1, 3) OBP: 0.340, SLG: 0.518		0-0 G4-3		1-0 F7			0-0 F8		3-2 E9 SF9 2B	4	1	1	0	0	0	1				
Bengie Molina, R (1, 2) OBP: 0.293, SLG: 0.323		2-2 G1-3		0-0 F7			3-2 G1-3		0-0 SF9	3	0	0	1	0	0	1				
Adam Kennedy, L (1, 4) OBP: 0.328, SLG: 0.439			1-1 L6		1-3 K		1-2 F8		3-H L5	4	0	0	0	0	1	0				
Kevin Appier, R (1, 1) Lou Pote, R (3, 1) Orlando Palmeiro, L (5, PH) 62 Scot Shields, R (5, 1) Benji Gil, R (8, PH) Dennis Cook, L (8, 1) Scott Spiezio, S (9, PH)			0-3 K		0-0 L4			1-0 1B 2B	3-2 G4-3	1	0	0	0	0	1	0				
Inning Stats	R: 0 E: 1 K: 1 S: 11	H: 0 LOB: 1 BB: 1 P: 20	R: 0 E: 0 K: 0 S: 6	H: 0 LOB: 0 BB: 0 P: 8	R: 0 E: 1 K: 2 S: 16	H: 2 LOB: 2 BB: 0 P: 23	R: 0 E: 0 K: 0 S: 4	H: 1 LOB: 1 BB: 0 P: 8	R: 0 E: 0 K: 1 S: 6	H: 0 LOB: 1 BB: 0 P: 10	R: 0 E: 0 K: 0 S: 7	H: 0 LOB: 0 BB: 0 P: 11	R: 1 E: 0 K: 0 S: 12	H: 3 LOB: 2 BB: 0 P: 18	R: 1 E: 1 K: 0 S: 11	H: 1 LOB: 0 BB: 0 P: 18		1B: 4 2B: 3 3B: 0 HR: 0	SF: 1 SAC: 0 DP: 0 HBP: 1	WP: 0 PB: 0 SB: 0 CS: 1
PITCHER	IP WLS BF H R ER SO BB IBB HBP BLK WP HR S P ERA WHIP																			
Darryl Kile, R (1, 1) ERA: 3.72	7.2 W 31 6 1 1 5 1 0 1 0 0 0 0 66 104 1.17 0.913																			
Gene Stechschulte, R (8, 1) ERA: 3.72	0.1 1 0 0 0 0 0 0 0 0 0 0 0 3 6 0.00 0.000																			
44 Jason Isringhausen, R (9, 1) ERA: 1.11	1.0 4 1 1 0 0 0 0 0 0 0 0 0 0 11 18 0.00 1.000																			

Batter	1	2	3	4	5	6	7	8	9	AB	R	H	RBI	BB	SO	LOB	BOTTOM	
Fernando Vina, L (1, 4) OBP: 0.353, SLG: 0.390	1-2 1B SF9	1-1 SF7	2-2 P6			0-1 F8		0-0 F8 1B		4	1	2	2	0	0	1	Anaheim Angels @ St. Louis Cardinals Busch Stadium, St. Louis, MO Tue Jun 18 2002, 7:10 PM CDT Att: 39,386 - Cloudy - 88 F	
Placido Polanco, R (1, 5) OBP: 0.288, SLG: 0.315	2-0 5 HBP 1B	3-H G3-1 1B	2-0 F8			0-1 G3		0-2 G5-3		5	0	2	0	0	0	2		
J.D. Drew, L (1, 9) OBP: 0.364, SLG: 0.466	1-1 SF9	0-0 G3-1		0-0 G4-3		4-0 5 1B BB		3-1 F8		3	0	0	2	1	0	3		
5 Albert Pujols, R (1, 7) OBP: 0.390, SLG: 0.534 44 Jason Isringhausen, R (9, 1)	2-0 3-H	2-0 G4-3		3-2 F7		0-1 BB		4-2 BB		3	0	1	0	1	0	2		
15 Jim Edmonds, L (1, 8) OBP: 0.456, SLG: 0.651	3-3 K		2-2 HR		1-1 G4-3		0-3 K2-3		2-1 G3-1	5	1	1	1	0	2	6		
Tino Martinez, L (1, 3) OBP: 0.346, SLG: 0.382	1-1 F9		0-0 HR		1-1 F8		0-1 F8			4	1	1	0	0	0	2		
Edgar Renteria, R (1, 6) OBP: 0.359, SLG: 0.422		2-2 1B SF7 1B	3-0 HR		4-1 BB		2-2 P6			3	2	2	2	1	0	0		
Mike Matheny, R (1, 2) OBP: 0.307, SLG: 0.366		1-1 1B G3-1 1B	4-2 SH1-4 BB		0-1 P4		1-0 G4-3			3	1	1	0	1	0	1		
Darryl Kile, R (1, 1) OBP: 0.130, SLG: 0.091 Gene Stechschulte, R (8, 1) Miguel Cairo, R (8, PH) Dennis Cook, L (9, 7)		0-1 G3-1 1B	1-0 SH1-4		2-2 G5-3		1-1 2B 1B			2	0	1	0	0	0	1		
Inning Stats	R: 1 E: 0 K: 1 S: 13	H: 2 LOB: 2 BB: 0 P: 22	R: 2 E: 0 K: 0 S: 14	H: 4 LOB: 2 BB: 0 P: 21	R: 3 E: 0 K: 0 S: 13	H: 3 LOB: 1 BB: 1 P: 27	R: 0 E: 0 K: 0 S: 6	H: 0 LOB: 0 BB: 0 P: 10	R: 0 E: 0 K: 1 S: 10	H: 0 LOB: 2 BB: 1 P: 14	R: 0 E: 0 K: 0 S: 9	H: 0 LOB: 0 BB: 0 P: 12	R: 1 E: 0 K: 0 S: 15	H: 2 LOB: 2 BB: 1 P: 25	1B: 8 2B: 2 3B: 0 HR: 2	SF: 2 SAC: 1 DP: 0 HBP: 1		WP: 0 PB: 0 SB: 0 CS: 0
PITCHER	IP WLS BF H R ER SO BB IBB HBP BLK WP HR S P ERA WHIP																	
Kevin Appier, R (1, 1) ERA: 4.48	2.0 L 16 9 6 0 0 0 0 0 0 0 0 0 13 26 0.00 0.500																	
Lou Pote, R (3, 1) ERA: 2.58	2.0 7 0 0 0 0 1 0 0 0 0 0 0 13 26 0.00 0.500																	
62 Scot Shields, R (5, 1) ERA: 4.5	3.0 12 1 0 0 1 2 0 0 0 0 0 0 27 41 0.00 1.000																	
Dennis Cook, L (8, 1) ERA: 3.2	1.0 6 2 1 1 0 1 0 0 0 0 0 0 15 25 9.00 3.000																	

AB	33
R	2
H	7
RBI	2
BB	1
SO	5
LOB	11



AB	33
R	7
H	12
RBI	7
BB	4
SO	2
LOB	18



Batter	1	2	3	4	5	6	7	8	9	AB	R	H	RBI	BB	SO	LOB	TOP					
David Eckstein, R (1,6) OBP: 0.348, SLG: 0.388										4	1	1	0	0	0	3	Anaheim Angels @ St. Louis Cardinals Busch Stadium, St. Louis, MO Wed Jun 19 2002, 6:05 PM CDT Att: 35,432 - Sunny - 92 F					
Darin Erstad, L (1,8) OBP: 0.330, SLG: 0.382									4	0	0	0	0	0	1							
Brad Fullmer, L (1,3) OBP: 0.333, SLG: 0.508									4	0	0	0	0	0	1							
16 Garret Anderson, L (1,7) OBP: 0.327, SLG: 0.557									4	0	1	1	0	1	0							
Tim Salmon, R (1,9) OBP: 0.378, SLG: 0.537									4	0	0	0	0	2	1							
Scott Spiezio, S (1,5) OBP: 0.385, SLG: 0.424									4	1	3	1	0	0	0							
Adam Kennedy, L (1,4) OBP: 0.322, SLG: 0.430									4	0	0	0	0	0	2							
Jorge Fabregas, L (1,2) OBP: 0.260, SLG: 0.213									2	0	1	0	1	0	0							
Aaron Sele, R (1,1) OBP: 0.500, SLG: 0.500									2	0	1	0	0	1	2							
Brendan Donnelly, R (6,1) Orlando Palmeiro, L (7,PH) Al Levine, L (7,1) Lou Pote, R (8,1)									0	0	0	0	0	0	0							
Inning Stats	R: 1 E: 0 K: 0 S: 12	H: 2 LOB: 1 BB: 0 P: 18	R: 0 E: 0 K: 0 S: 10	H: 3 LOB: 2 BB: 0 P: 18	R: 0 E: 0 K: 0 S: 6	H: 0 LOB: 0 BB: 0 P: 9	R: 0 E: 0 K: 1 S: 11	H: 1 LOB: 2 BB: 1 P: 19	R: 0 E: 0 K: 0 S: 7	H: 0 LOB: 0 BB: 0 P: 7	R: 1 E: 0 K: 1 S: 8	H: 1 LOB: 0 BB: 0 P: 12	R: 0 E: 0 K: 0 S: 6	H: 0 LOB: 0 BB: 0 P: 7	R: 0 E: 0 K: 1 S: 11	H: 0 LOB: 0 BB: 0 P: 16	R: 0 E: 0 K: 1 S: 8	H: 0 LOB: 0 BB: 0 P: 10	1B: 4 2B: 2 3B: 0 HR: 1	SF: 0 SAC: 0 DP: 1 HBP: 0	WP: 0 PB: 0 SB: 0 CS: 0	PA: 34
PITCHER	IP WLS BF H R ER SO BB IBB HBP BLK WP HR S P ERA WHIP	IP WLS BF H R ER SO BB IBB HBP BLK WP HR S P ERA WHIP																				
Matt Morris, R (1,1) ERA: 3.06	7.0 W 28 7 2 2 2 1 0 0 0 0 0 1 60 90 2.57 1.143																					
Steve Kline, L (8,1) ERA: 4.7	1.0 3 0 0 0 1 0 0 0 0 0 0 0 11 16 0.00 0.000																					
Dave Veres, R (9,1) ERA: 3.41	1.0 3 0 0 0 1 0 0 0 0 0 0 0 8 10 0.00 0.000																					

AB	33
R	2
H	7
RBI	2
BB	1
SO	4
LOB	10



Batter	1	2	3	4	5	6	7	8	9	AB	R	H	RBI	BB	SO	LOB	BOTTOM			
Fernando Vina, L (1,4) OBP: 0.352, SLG: 0.388										4	1	1	0	0	0	0	Anaheim Angels @ St. Louis Cardinals Busch Stadium, St. Louis, MO Wed Jun 19 2002, 6:05 PM CDT Att: 35,432 - Sunny - 92 F			
Placido Polanco, R (1,5) OBP: 0.296, SLG: 0.350										4	2	3	4	0	0	0				
J.D. Drew, L (1,9) OBP: 0.366, SLG: 0.469										3	1	1	0	1	1	0				
5 Albert Pujols, R (1,7) OBP: 0.389, SLG: 0.542										4	1	1	2	0	0	2				
15 Jim Edmonds, L (1,8) OBP: 0.450, SLG: 0.640									3	0	0	0	0	0	0	0				
Eli Marrero, R (8,PH) OBP: 0.341, SLG: 0.431									1	0	0	0	0	0	0	0				
Tino Martinez, L (1,3) OBP: 0.348, SLG: 0.389									4	0	2	0	0	0	0	0				
Edgar Renteria, R (1,6) OBP: 0.353, SLG: 0.414									4	0	0	0	0	1	2					
Mike DiFelice, R (1,2) OBP: 0.278, SLG: 0.351									3	0	1	0	0	0	2					
Matt Morris, R (1,1) ERA: 5.28	5.1 L 24 8 6 6 1 0 0 0 0 0 0 0 3 56 80 10.12 1.500																			
Brendan Donnelly, R (6,1) ERA: 4.91	0.2 2 0 0 0 1 0 0 0 0 0 0 0 12 14 0.00 0.000																			
Al Levine, R (7,1) ERA: 4.08	1.0 5 1 0 0 0 1 0 0 0 0 0 0 9 20 0.00 2.000																			
Lou Pote, R (8,1) ERA: 2.52	1.0 3 0 0 0 0 0 0 0 0 0 0 0 9 13 0.00 0.000																			
Inning Stats	R: 1 E: 0 K: 0 S: 8	H: 1 LOB: 0 BB: 0 P: 14	R: 0 E: 0 K: 0 S: 6	H: 1 LOB: 1 BB: 0 P: 10	R: 0 E: 0 K: 0 S: 7	H: 0 LOB: 0 BB: 0 P: 11	R: 2 E: 0 K: 0 S: 14	H: 2 LOB: 0 BB: 0 P: 19	R: 3 E: 0 K: 1 S: 15	H: 3 LOB: 0 BB: 0 P: 17	R: 0 E: 0 K: 1 S: 18	H: 1 LOB: 1 BB: 0 P: 23	R: 0 E: 0 K: 0 S: 9	H: 1 LOB: 2 BB: 1 P: 20	R: 0 E: 0 K: 0 S: 9	H: 0 LOB: 0 BB: 0 P: 13	1B: 4 2B: 2 3B: 0 HR: 3	SF: 0 SAC: 0 DP: 0 HBP: 0	WP: 0 PB: 0 SB: 0 CS: 0	PA: 34
PITCHER	IP WLS BF H R ER SO BB IBB HBP BLK WP HR S P ERA WHIP	IP WLS BF H R ER SO BB IBB HBP BLK WP HR S P ERA WHIP																		
Aaron Sele, R (1,1) ERA: 5.28	5.1 L 24 8 6 6 1 0 0 0 0 0 0 0 3 56 80 10.12 1.500																			
Brendan Donnelly, R (6,1) ERA: 4.91	0.2 2 0 0 0 1 0 0 0 0 0 0 0 12 14 0.00 0.000																			
Al Levine, R (7,1) ERA: 4.08	1.0 5 1 0 0 0 1 0 0 0 0 0 0 9 20 0.00 2.000																			
Lou Pote, R (8,1) ERA: 2.52	1.0 3 0 0 0 0 0 0 0 0 0 0 0 9 13 0.00 0.000																			

AB	33
R	6
H	9
RBI	6
BB	1
SO	2
LOB	7



Batter	1	2	3	4	5	6	7	8	9	AB	R	H	RBI	BB	SO	LOB	TOP				
David Eckstein, R (1, 6) OBP: 0.356, SLG: 0.402	2-2 1B 2B	3-1 1B		2-1 FC8-5			3-2 1B 2B		4-1 G3 S BB	4	2	3	0	1	0	1					
Darin Erstad, L (1, 8) OBP: 0.331, SLG: 0.380	1-1 1B SF8 HBP	1-1 P4			3-2 L8		0-0 16 WP 1B 2-H		1-2 G3	4	1	1	1	1	0	0	3				
Troy Glaus, R (1, 5) OBP: 0.340, SLG: 0.468	3-1 SF8 1B	1-3 K			4-1 E BB		0-2 16 WP 1B		2-3 K	4	0	2	0	1	2	3					
16 Garret Anderson, L (1, 7) OBP: 0.326, SLG: 0.553	2-3 K			0-0 G6-3 1B			2-2 F8		1-2 2-3 3-H	4	0	1	0	0	2	6					
Tim Salmon, R (1, 9) OBP: 0.376, SLG: 0.532	2-0 1B			1-1 G6-3			3-1 F8		0-0 P6	4	0	1	1	0	0	4					
Scott Spiezio, S (1, 3) OBP: 0.382, SLG: 0.423	2-0 SF8			1-0 1B			1-1 F9		0-0 P4	3	0	1	1	0	0	0					
Bengie Molina, R (1, 2) OBP: 0.288, SLG: 0.317	2-3 3-H F8			0-2 G1-3			0-3 K		1-1 G4-3	4	0	0	0	0	1	3					
Benji Gil, R (1, 4) Al Levine, L (6, 1) Dennis Cook, L (7, 1) Brad Fullmer, L (8, PH) Ben Weber, R (8, 1) Troy Percival, R (8, 1)		3-2 1B 2B		0-1 FC8-5 S 1B			0-0 F3		0-0 F7	3	0	2	0	0	0	0					
Scott Schoeneweis, L (1, 1) Adam Kennedy, L (6, 4)		0-3 K2-3		0-3 K			0-0 F7		1-3 K	2	0	0	0	0	2	2					
Inning Stats	R: 2 E: 0 K: 1 S: 13	H: 3 LOB: 2 BB: 0 P: 27	R: 0 E: 0 K: 2 S: 15	H: 2 LOB: 2 BB: 0 P: 23	R: 0 E: 0 K: 0 S: 7	H: 2 LOB: 1 BB: 0 P: 9	R: 0 E: 1 K: 1 S: 10	H: 0 LOB: 1 BB: 1 P: 21	R: 0 E: 0 K: 1 S: 8	H: 0 LOB: 0 BB: 0 P: 9	R: 1 E: 0 K: 0 S: 13	H: 3 LOB: 2 BB: 0 P: 18	R: 0 E: 0 K: 0 S: 4	H: 0 LOB: 0 BB: 0 P: 5	R: 0 E: 0 K: 2 S: 11	H: 0 LOB: 1 BB: 1 P: 19	1B: 8 2B: 4 3B: 0 HR: 0	SF: 1 SAC: 0 DP: 2 HBP: 1	WP: 1 PB: 0 SB: 2 CS: 0	PA: 39	
PITCHER	IP WLS BF H R ER SO BB IBB HBP BLK WP HR S P ERA WHIP	4.2 L 22 8 2 2 5 1 0 1 0 0 0 0 50 84 3.86 1.929	0.1 1 0 0 0 0 0 0 0 0 0 0 0 0 2 5 0.00 0.000	1.1 7 3 1 1 1 0 0 0 0 0 0 0 0 17 21 6.75 2.250	0.1 1 0 0 0 0 0 0 0 0 0 0 0 0 3 5 0.00 0.000	1.1 4 0 0 0 0 0 0 0 0 0 0 0 0 5 6 0.00 0.000	PITCHER	IP WLS BF H R ER SO BB IBB HBP BLK WP HR S P ERA WHIP	1.0 4 0 0 0 0 2 1 0 0 0 0 0 0 4 11 19 0.00 1.000												
Fernando Vina, L (1, 4) OBP: 0.350, SLG: 0.386	2-2 F8			3-2 1B			2-1 F9		1-3 K	4	0	1	0	0	1	0					
Placido Polanco, R (1, 5) OBP: 0.296, SLG: 0.348	0-2 F8			0-1 F7			1-0 5 BB 1B		1-2 G4-3	4	0	1	0	0	0	1					
J.D. Drew, L (1, 9) OBP: 0.361, SLG: 0.461	3-2 G1-3			2-2 G4-3			1-3 K		0-0 G3	4	0	0	0	0	1	2					
5 Albert Pujols, R (1, 3) (7, 7)		0-0 1B 2B		1-0 F8			4-1 1B BB		1-0 G6-3	3	1	1	0	1	0	0					
Miguel Cairo, R (1, 7) Mike Matthews, L (7, 1) Mike Timlin, R (7, 1) 44 Jason Istringhausen, R (8, 1) Kerry Robinson, L (8, PH) Edgar Renteria, R (1, 6) OBP: 0.355, SLG: 0.424		1-0 F8-4 1B		2-2 F9			1-0 F3		1-2 G4-3	3	0	1	0	0	0	2					
Eli Marrero, R (1, 8) (8, 2)		0-0 P4		0-2 S 1B			0-0 G5-3		2-2 3B	4	0	2	0	0	0	4					
Mike Matheny, R (1, 2) 15 Jim Edmonds, L (7, PH) Bud Smith, L (1, 1) Luther Hackman, R (5, 1) Woody Williams, R (5, PH) Gene Stechschulte, R (6, 1) Tino Martinez, L (7, 3)		1-1 1B		1-3 K			0-1 HR		1-3 K	4	1	2	2	0	2	2					
Inning Stats	R: 0 E: 0 K: 0 S: 9	H: 0 LOB: 0 BB: 0 P: 14	R: 1 E: 0 K: 0 S: 8	H: 3 LOB: 1 BB: 0 P: 12	R: 0 E: 0 K: 1 S: 12	H: 1 LOB: 1 BB: 0 P: 17	R: 0 E: 0 K: 1 S: 12	H: 1 LOB: 0 BB: 0 P: 16	R: 0 E: 0 K: 1 S: 6	H: 0 LOB: 2 BB: 1 P: 14	R: 1 E: 0 K: 2 S: 10	H: 1 LOB: 0 BB: 0 P: 15	R: 0 E: 0 K: 0 S: 5	H: 0 LOB: 0 BB: 0 P: 7	R: 0 E: 0 K: 1 S: 15	H: 1 LOB: 2 BB: 1 P: 24	1B: 5 2B: 2 3B: 1 HR: 1	SF: 0 SAC: 0 DP: 1 HBP: 0	WP: 0 PB: 0 SB: 1 CS: 0	PA: 36	
PITCHER	IP WLS BF H R ER SO BB IBB HBP BLK WP HR S P ERA WHIP	0.2 H 3 1 1 1 0 0 0 0 0 0 0 0 5 6 13.50 1.500	0.2 H 2 0 0 0 2 0 0 0 0 0 0 0 6 10 0.00 0.000	1.0 H 3 0 0 0 0 0 0 0 0 0 0 0 5 7 0.00 0.000	1.0 S 5 1 0 0 1 1 0 0 0 0 0 0 15 24 0.00 2.000																

Anaheim Angels @ St. Louis Cardinals
 Busch Stadium, St. Louis, MO
 Thu Jun 20 2002, 3:10 PM CDT
 Att: 36,385 - Cloudy - 94 F

AB	35
R	3
H	11
RBI	3
BB	2
SO	8
LOB	22



Anaheim Angels @ St. Louis Cardinals
 Busch Stadium, St. Louis, MO
 Thu Jun 20 2002, 3:10 PM CDT
 Att: 36,385 - Cloudy - 94 F

AB	34
R	2
H	8
RBI	2
BB	2
SO	7
LOB	15



Batter	1	2	3	4	5	6	7	8	9	AB	R	H	RBI	BB	SO	LOB	TOP					
David Eckstein, R (1, 6) OBP: 0.364, SLG: 0.408	F7	1B		K					G3-1	5	2	2	1	1	1	3	Anaheim Angels @ Milwaukee Brewers Miller Park, Milwaukee, WI Sat Jun 22 2002, 6:05 PM CDT Att: 28,765 - Sunny - 90 F					
Darin Erstad, L (1, 8) OBP: 0.339, SLG: 0.387	16 FC3-6 BB	1B			L8				G4-3	6	1	4	3	0	0	4						
Troy Glaus, R (1, 5) OBP: 0.348, SLG: 0.479	16 FC3-6 BB			K					F5	3	1	0	0	3	1	4						
16 Garret Anderson, L (1, 7) OBP: 0.326, SLG: 0.553	FC3-6									3	0	0	1	1	0	3						
Tim Salmon, R (1, 9) OBP: 0.370, SLG: 0.519										5	0	2	2	0	1	5						
Al Levine, L (7, 1)										0	0	0	0	0	0	0						
Lou Pote, R (9, 1)										0	0	0	0	0	0	0						
Brad Fullmer, L (1, 3) OBP: 0.336, SLG: 0.529										4	1	1	1	0	0	3						
Orlando Palmeiro, L (7, 9) OBP: 0.393, SLG: 0.417	F8									1	0	0	0	0	0	0						
Bengie Molina, R (1, 2) OBP: 0.289, SLG: 0.314										5	0	1	0	0	0	1						
Adam Kennedy, L (1, 4) OBP: 0.329, SLG: 0.438										4	2	3	0	1	0	0						
Jarrod Washburn, L (1, 1) OBP: 0.200, SLG: 0.200										3	0	1	0	0	1	3						
Jose Nieves, R (7, PH) OBP: 0.308, SLG: 0.325										1	1	1	0	0	0	0						
Scott Spiezio, S (7, 3) OBP: 0.383, SLG: 0.424										1	0	1	0	0	0	0						
Inning Stats	R: 1 E: 0 K: 0 S: 15	H: 2 LOB: 2 BB: 1 P: 25	R: 2 E: 0 K: 0 S: 20	H: 3 LOB: 1 BB: 0 P: 30	R: 1 E: 0 K: 0 S: 7	H: 1 LOB: 0 BB: 0 P: 14	R: 1 E: 0 K: 2 S: 12	H: 3 LOB: 3 BB: 1 P: 21	R: 0 E: 0 K: 1 S: 14	H: 2 LOB: 3 BB: 1 P: 22	R: 1 E: 0 K: 0 S: 10	H: 1 LOB: 1 BB: 1 P: 18	R: 2 E: 0 K: 1 S: 12	H: 3 LOB: 2 BB: 2 P: 23	R: 0 E: 0 K: 0 S: 7	H: 0 LOB: 0 BB: 0 P: 10	R: 0 E: 0 K: 0 S: 6	H: 1 LOB: 1 BB: 0 P: 12	1B: 12 2B: 3 3B: 0 HR: 1	SF: 1 SAC: 0 DP: 0 HBP: 0	WP: 0 PB: 0 SB: 2 CS: 1	PA: 48
PITCHER	IP WLS BF H R ER SO BB IBB HBP BLK WP HR S P ERA WHIP																					
Jose Cabrera, R (1, 1) ERA: 5.05	4.0 L 23 9 5 5 2 1 1 0 0 0 0 1 54 90 11.25 2.500																					
Valerio De Los Santos, L (5, 1) ERA: 3.12	2.0 11 3 1 1 1 2 0 0 0 0 0 0 24 40 4.50 2.500																					
Luis Vizcaino, R (7, 1) ERA: 0.99	1.0 7 3 2 2 1 2 0 0 0 0 0 0 12 23 18.00 5.000																					
Ray King, L (8, 1) ERA: 3.76	1.0 3 0 0 0 0 0 0 0 0 0 0 0 7 10 0.00 0.000																					
Mike DeJean, R (9, 1) ERA: 3.38	1.0 4 1 0 0 0 0 0 0 0 0 0 0 6 12 0.00 1.000																					

Batter	1	2	3	4	5	6	7	8	9	AB	R	H	RBI	BB	SO	LOB	BOTTOM					
Eric Young Sr., R (1, 4) OBP: 0.318, SLG: 0.342	1B								G6-3	3	1	1	0	2	0	1	Anaheim Angels @ Milwaukee Brewers Miller Park, Milwaukee, WI Sat Jun 22 2002, 6:05 PM CDT Att: 28,765 - Sunny - 90 F					
Ronnie Belliard, R (1, 5) OBP: 0.302, SLG: 0.314	CS								G1-3	5	0	2	0	0	1	4						
Jeffrey Hammonds, R (1, 8) OBP: 0.363, SLG: 0.454	CS									3	0	2	1	1	1	1						
Richie Sexson, R (1, 3) OBP: 0.355, SLG: 0.557	K									4	0	1	0	0	3	5						
Alex Ochoa, R (1, 9) OBP: 0.365, SLG: 0.403										4	1	2	0	0	1	3						
Ryan Thompson, R (1, 7) OBP: 0.250, SLG: 0.438										4	0	1	0	0	2	1						
José Hernández, R (1, 6) OBP: 0.353, SLG: 0.500										4	0	0	0	0	2	2						
Robert Machado, R (1, 2) OBP: 0.323, SLG: 0.440										4	0	0	0	0	2	2						
Mike DeJean, R (9, 1)										0	0	0	0	0	0	0						
Jose Cabrera, R (1, 1) ERA: 3.59										1	0	0	0	0	1	0						
Mark Loretta, R (4, PH) OBP: 0.370, SLG: 0.200										1	0	1	1	0	0	0						
Valerio De Los Santos, L (5, 1) ERA: 3.12										0	0	0	0	0	0	0						
Alex Sanchez, L (6, PH) OBP: 0.356, SLG: 0.356										0	0	0	0	0	1	0						
Luis Vizcaino, R (7, 1) ERA: 0.99										0	0	0	0	0	0	0						
Ray King, L (8, 1) ERA: 3.76										0	0	0	0	0	0	0						
Marcus Jensen, S (9, 2) OBP: 0.071, SLG: 0.122										1	0	0	0	0	1	0						
Inning Stats	R: 1 E: 0 K: 1 S: 10	H: 3 LOB: 2 BB: 1 P: 18	R: 0 E: 0 K: 1 S: 7	H: 0 LOB: 0 BB: 0 P: 12	R: 0 E: 0 K: 2 S: 9	H: 1 LOB: 2 BB: 1 P: 18	R: 1 E: 0 K: 3 S: 19	H: 3 LOB: 3 BB: 1 P: 34	R: 0 E: 0 K: 3 S: 12	H: 1 LOB: 1 BB: 0 P: 16	R: 0 E: 0 K: 0 S: 13	H: 0 LOB: 1 BB: 1 P: 24	R: 0 E: 0 K: 1 S: 9	H: 2 LOB: 1 BB: 0 P: 13	R: 0 E: 0 K: 2 S: 8	H: 0 LOB: 0 BB: 0 P: 12	R: 0 E: 0 K: 1 S: 5	H: 0 LOB: 0 BB: 0 P: 5	1B: 7 2B: 3 3B: 1 HR: 0	SF: 0 SAC: 0 DP: 2 HBP: 0	WP: 0 PB: 0 SB: 0 CS: 2	PA: 38
PITCHER	IP WLS BF H R ER SO BB IBB HBP BLK WP HR S P ERA WHIP																					
Jarrod Washburn, L (1, 1) ERA: 3.59	6.0 W 28 8 2 2 10 4 0 0 0 0 0 0 70 122 3.00 2.000																					
Al Levine, R (7, 1) ERA: 4.01	2.0 7 2 0 0 3 0 0 0 0 0 0 0 17 25 0.00 1.000																					
Lou Pote, R (9, 1) ERA: 2.45	1.0 3 0 0 0 1 0 0 0 0 0 0 0 5 5 0.00 0.000																					

AB	41
R	8
H	16
RBI	8
BB	6
SO	4
LOB	26



Batter	1	2	3	4	5	6	7	8	9	AB	R	H	RBI	BB	SO	LOB	TOP				
David Eckstein, R (1, 6) OBP: 0.365, SLG: 0.407	4-0 1B 16 FC3-2 BB	2-1 L9		3-2 G1-3		0-1 F8			1-3 K2-3	4	0	0	0	1	1	3					
Darin Erstad, L (1, 8) OBP: 0.324, SLG: 0.420	3-2 16 FC3-2 BB E	2-2 HR		3-3 K			2-1 G6-3		0-0 HR	5	3	3	3	0	1	1					
Troy Glaus, R (1, 5) OBP: 0.352, SLG: 0.473	4-2 E 16 FC3-2 BB	0-1 1B			4-0 BB		1-1 G6-3		1-3 K	3	0	1	0	2	1	0					
16 Garret Anderson, L (1, 10) OBP: 0.324, SLG: 0.555	1-2 FC3-2 E	3-1 F8			0-0 P5		2-1 HR			4	1	1	1	0	0	5					
Tim Salmon, R (1, 9) OBP: 0.363, SLG: 0.508	0-2 E3		1-0 G4-3		1-1 F9		0-3 K			4	0	0	0	0	1	3					
Scott Spiezio, S (1, 3) OBP: 0.376, SLG: 0.413 (8, 7)	0-1 F8		0-0 G4-3		2-1 F9			2-3 K		4	0	0	0	0	1	4					
Orlando Palmeiro, L (1, 7) OBP: 0.369, SLG: 0.388 Benji Gil, R (8, PH) OBP: 0.300, SLG: 0.367 (8, 3)	3-3 K		3-2 P5		1-2 P6		0-3 K			3	0	0	0	0	1	3	AB 35				
Jorge Fabregas, L (1, 2) OBP: 0.298, SLG: 0.250 Bengie Molina, R (8, PH) OBP: 0.298, SLG: 0.313 (8, 2)		0-0 HR 2B		2-2 G3		4-2 BB		1-1 G4-3		2	1	1	0	1	0	0	R 5				
Adam Kennedy, L (1, 4) OBP: 0.335, SLG: 0.450		0-0 P4		3-2 3B		1-1 F8		2-2 G3-1		4	0	1	0	0	0	2	H 7				
	R: 1 E: 1 K: 1 S: 20	H: 1 LOB: 3 BB: 2 P: 35	R: 2 E: 0 K: 0 S: 11	H: 3 LOB: 1 BB: 0 P: 18	R: 0 E: 0 K: 0 S: 5	H: 0 LOB: 0 BB: 0 P: 9	R: 0 E: 0 K: 1 S: 12	H: 1 LOB: 1 BB: 0 P: 23	R: 0 E: 0 K: 0 S: 5	H: 0 LOB: 1 BB: 1 P: 12	R: 1 E: 0 K: 1 S: 9	H: 1 LOB: 0 BB: 0 P: 14	R: 0 E: 0 K: 2 S: 9	H: 0 LOB: 0 BB: 0 P: 12	R: 1 E: 0 K: 2 S: 12	H: 1 LOB: 0 BB: 0 P: 16	1B: 2 2B: 1 3B: 1 HR: 3	SF: 0 SAC: 0 DP: 0 HBP: 0	WP: 0 PB: 0 SB: 0 CS: 0	PA: 39	
PITCHER	IP	WLS	BF	H	R	ER	SO	BB	IBB	HBP	BLK	WP	HR	S	P	ERA	WHIP				
53 Joaquin Benoit, R (1, 1) ERA: 3.0	5.0	W	24	5	3	2	2	3	0	0	0	0	1	53	97	3.60	1.600				
Juan Alvarez, L (6, 1) ERA: 2.7	0.2	H	3	0	0	0	0	1	0	0	0	0	0	7	13	0.00	1.500				
Anthony Telford, R (8, 1) ERA: 4.58	1.1	H	5	1	1	1	1	0	0	0	0	0	1	11	16	6.75	0.750				
John Rocker, L (8, 1) ERA: 5.91	1.0	H	3	0	0	0	2	0	0	0	0	0	0	9	12	0.00	0.000				
Francisco Cordero, R (9, 1) ERA: 3.15	0.1		1	0	0	0	0	0	0	0	0	0	0	4	6	0.00	0.000				

Anaheim Angels @ Texas Rangers
The Ballpark at Arlington, Arlington, TX
Mon Jun 24 2002, 6:05 PM EDT
Cloudy - 89 F

AB 35
R 5
H 7
RBI 4
BB 4
SO 7
LOB 21



Batter	1	2	3	4	5	6	7	8	9	AB	R	H	RBI	BB	SO	LOB	BOTTOM				
Mike Lamb, L (1, 3) OBP: 0.353, SLG: 0.438	2-2 G5-3	1-1 FC6-4		2-1 1B	2-2 L4		1-1 G4-3			5	0	1	0	0	0	5					
Ivan Rodriguez, R (1, 2) OBP: 0.322, SLG: 0.381	1-0 F8		0-0 F8	0-1 F2		4-2 1B E BB	0-0 G6-3			4	1	0	0	1	0	1					
Alex Rodriguez, R (1, 6) OBP: 0.396, SLG: 0.578	3-2 P4		2-2 1B 2B		4-2 1B SF8 BB	2-1 1B E BB		4-0 2B BB		3	4	2	0	2	0	0					
Juan Gonzalez, R (1, 9) OBP: 0.350, SLG: 0.453		2-1 G4-3	1-2 P4		1-1 SF8 1B	0-3 K		0-1 G4-3 1B 2B		5	1	2	1	0	1	3					
Rafael Palmeiro, L (1, 10) OBP: 0.367, SLG: 0.525		3-2 P5	3-1 1B		0-0 SF8 1B	3-0 E 1B		1-2 F8		4	0	2	2	0	0	1					
Herbert Perry, R (1, 5) OBP: 0.354, SLG: 0.511		2-2 BB 10 1B 1B	0-0 FC5-4 1B		3-1 10 BB 1B 1B	0-1 E6		3-2 G4-3		5	1	3	2	0	0	2					
Kevin Mench, R (1, 7) OBP: 0.385, SLG: 0.551		4-1 10 BB 1B BB	1-0 FC5-4		3-1 10 BB 1B 1B	3-1 F8		1-2 F7		4	1	1	0	1	0	5	AB 36				
Ryan Ludwick, R (1, 8) OBP: 0.304, SLG: 0.317		4-2 10 1B BB		1-3 K	3-3 K	3-3 K				3	0	0	0	1	3	4	R 8				
10 Michael Young, R (1, 4) OBP: 0.325, SLG: 0.432		0-0 FC6-4 1B		0-2 F8	4-1 K	1-1 G3				3	0	1	2	1	0	0	H 12				
	R: 0 E: 0 K: 0 S: 7	H: 0 LOB: 0 BB: 0 P: 13	R: 2 E: 0 K: 0 S: 16	H: 2 LOB: 2 BB: 2 P: 32	R: 1 E: 0 K: 0 S: 11	H: 3 LOB: 2 BB: 0 P: 18	R: 0 E: 0 K: 1 S: 10	H: 1 LOB: 1 BB: 0 P: 13	R: 2 E: 0 K: 2 S: 20	H: 2 LOB: 2 BB: 1 P: 34	R: 0 E: 0 K: 0 S: 5	H: 0 LOB: 0 BB: 0 P: 7	R: 1 E: 0 K: 0 S: 12	H: 1 LOB: 1 BB: 1 P: 21	1B: 10 2B: 2 3B: 0 HR: 0	SF: 1 SAC: 0 DP: 0 HBP: 0	WP: 0 PB: 0 SB: 0 CS: 0	PA: 43			
PITCHER	IP	WLS	BF	H	R	ER	SO	BB	IBB	HBP	BLK	WP	HR	S	P	ERA	WHIP				
Aaron Sele, R (1, 1) ERA: 5.54	4.1	L	25	5	5	5	1	3	0	0	0	0	0	53	96	10.38	2.769				
62 Scot Shields, R (5, 1) ERA: 4.5	1.0		8	2	2	1	2	2	0	0	0	0	0	21	39	9.00	4.000				
Brendan Donnelly, R (6, 1) ERA: 6.14	2.2		10	1	1	1	1	1	0	0	0	0	0	24	40	3.38	0.750				

Anaheim Angels @ Texas Rangers
The Ballpark at Arlington, Arlington, TX
Mon Jun 24 2002, 6:05 PM EDT
Cloudy - 89 F

AB 36
R 8
H 12
RBI 7
BB 6
SO 4
LOB 21



Batter	1	2	3	4	5	6	7	8	9	AB	R	H	RBI	BB	SO	LOB	TOP								
Adam Kennedy, L (1, 10) OBP: 0.338, SLG: 0.444	F7		F8		G6-3		F5		16 2B	5	1	1	0	0	0	1									
Darin Erstad, L (1, 8) OBP: 0.346, SLG: 0.433	K			1B		16 1B		16 BB	P3	5	3	3	0	0	1	1									
Tim Salmon, R (1, 9) OBP: 0.368, SLG: 0.508	F8			G4-3		16 1B		SF9	16 2B	4	1	3	1	1	0	0									
16 Garret Anderson, L (1, 7) OBP: 0.326, SLG: 0.552		K		G4-3				HR		3	1	2	2	2	1	0									
Brad Fullmer, L (1, 3) OBP: 0.336, SLG: 0.518	F7			BB				HR																	
Troy Glaus, R (8, PH) OBP: 0.344, SLG: 0.460				K					G6-3	3	0	0	0	0	2	4									
Scott Spiezio, S (1, 5) OBP: 0.371, SLG: 0.406				G4-3						2	0	0	1	1	1	4									
Bengie Molina, R (1, 2) OBP: 0.290, SLG: 0.335				F9						4	1	1	3	0	1	5									
Benji Gil, R (1, 4) OBP: 0.286, SLG: 0.345				F8						4	0	0	0	0	1	0									
Jose Nieves, R (1, 6) OBP: 0.301, SLG: 0.317				L9					G4-3	4	0	1	0	0	0	0									
Inning Stats	R: 0 E: 0 K: 1 S: 8	H: 0 LOB: 0 BB: 0 P: 16	R: 0 E: 0 K: 2 S: 11	H: 0 LOB: 1 BB: 1 P: 18	R: 0 E: 0 K: 0 S: 7	H: 0 LOB: 0 BB: 0 P: 11	R: 1 E: 0 K: 1 S: 12	H: 2 LOB: 2 BB: 1 P: 21	R: 0 E: 0 K: 0 S: 5	H: 1 LOB: 0 BB: 0 P: 6	R: 1 E: 0 K: 2 S: 15	H: 2 LOB: 2 BB: 1 P: 26	R: 0 E: 0 K: 0 S: 7	H: 0 LOB: 0 BB: 0 P: 12	R: 4 E: 0 K: 2 S: 17	H: 3 LOB: 0 BB: 1 P: 27	R: 1 E: 0 K: 0 S: 18	H: 3 LOB: 2 BB: 0 P: 27	1B: 7 2B: 2 3B: 1 HR: 1	SF: 1 SAC: 0 DP: 1 HBP: 0	WP: 0 PB: 0 SB: 2 CS: 0	PA: 41			
PITCHER	IP	WLS	BF	H	R	ER	SO	BB	IBB	HBP	BLK	WP	HR	S	P	ERA	WHIP								
Aaron Myette, R (1, 1) ERA: 5.14	5.0		22	5	2	2	4	3	0	0	0	0	0	47	81	3.60	1.600								
Juan Alvarez, L (6, 1) ERA: 2.51	0.1	H	1	0	0	0	1	0	0	0	0	0	0	6	9	0.00	0.000								
Jay Powell, R (6, 1) ERA: 3.0	1.2	H	5	0	0	0	1	0	0	0	0	0	0	12	20	0.00	0.000								
John Rocker, L (8, 1) ERA: 7.04	1.0	L	7	3	4	4	2	1	0	0	0	0	1	17	27	36.00	4.000								
Hideki Irabu, R (9, 1) ERA: 5.79	1.0	L	6	3	1	1	0	0	0	0	0	0	0	18	27	9.00	3.000								

Anaheim Angels @ Texas Rangers
The Ballpark at Arlington, Arlington, TX
Wed Jun 26 2002, 8:05 PM EDT
Att: 29,726 - Cloudy - 74 F

AB	36
R	7
H	11
RBI	7
BB	4
SO	8
LOB	20



Batter	1	2	3	4	5	6	7	8	9	AB	R	H	RBI	BB	SO	LOB	BOTTOM								
Mike Lamb, L (1, 3) OBP: 0.341, SLG: 0.420	F5		L8		F8		F8		F8	5	0	0	0	0	0	1									
Ivan Rodriguez, R (1, 2) OBP: 0.310, SLG: 0.381	L4		K		F9		HR		G5-3	5	1	1	2	0	1	0									
Alex Rodriguez, R (1, 6) OBP: 0.403, SLG: 0.599	CS		K		1B		HR		BB	4	1	3	1	1	1	0									
Juan Gonzalez, R (1, 9) OBP: 0.335, SLG: 0.438	CS	G6-3		P6	F8		2B		F3	5	0	1	0	0	2	2									
Rafael Palmeiro, L (1, 10) OBP: 0.369, SLG: 0.526		BB		BB	BB		P4		IBB	2	2	1	0	2	0	0									
Herbert Perry, R (1, 5) OBP: 0.360, SLG: 0.500		BB		BB	BB		F8		K	2	1	0	0	2	1	2									
Kevin Mench, R (1, 7) OBP: 0.391, SLG: 0.571		BB		P3			K		F9	3	0	0	0	1	1	2									
Ryan Ludwick, R (1, 8) OBP: 0.325, SLG: 0.386	F9			P3			HR		G6-3	4	1	2	1	0	0	3									
10 Michael Young, R (1, 4) OBP: 0.322, SLG: 0.418	E4			F8			B3		G1-3	4	0	0	0	0	4	4									
Inning Stats	R: 0 E: 0 K: 0 S: 9	H: 1 LOB: 0 BB: 0 P: 14	R: 1 E: 1 K: 0 S: 9	H: 0 LOB: 2 BB: 3 P: 21	R: 0 E: 0 K: 2 S: 12	H: 0 LOB: 0 BB: 0 P: 18	R: 2 E: 0 K: 0 S: 14	H: 2 LOB: 1 BB: 1 P: 24	R: 0 E: 0 K: 1 S: 7	H: 0 LOB: 0 BB: 0 P: 8	R: 3 E: 0 K: 1 S: 15	H: 4 LOB: 2 BB: 1 P: 28	R: 0 E: 0 K: 0 S: 7	H: 0 LOB: 0 BB: 0 P: 11	R: 0 E: 0 K: 0 S: 9	H: 0 LOB: 1 BB: 1 P: 20	1B: 4 2B: 2 3B: 0 HR: 2	SF: 0 SAC: 0 DP: 0 HBP: 0	WP: 1 PB: 0 SB: 0 CS: 1	PA: 41					
PITCHER	IP	WLS	BF	H	R	ER	SO	BB	IBB	HBP	BLK	WP	HR	S	P	ERA	WHIP								
Ramon Ortiz, R (1, 1) ERA: 3.47	6.2		29	6	5	4	3	4	0	0	0	0	1	68	106	5.40	1.500								
Al Levine, R (7, 1) ERA: 4.11	0.1		4	2	1	1	1	0	1	0	0	0	1	9	20	27.00	6.000								
Ben Weber, R (8, 1) ERA: 2.75	1.0	W	3	0	0	0	0	0	0	0	0	0	0	7	11	0.00	0.000								
Troy Percival, R (9, 1) ERA: 2.31	1.0	S	4	0	0	0	0	1	0	0	0	0	0	9	20	0.00	1.000								

Anaheim Angels @ Texas Rangers
The Ballpark at Arlington, Arlington, TX
Wed Jun 26 2002, 8:05 PM EDT
Att: 29,726 - Cloudy - 74 F

AB	34
R	6
H	8
RBI	4
BB	6
SO	4
LOB	14



Batter	1	2	3	4	5	6	7	8	9	AB	R	H	RBI	BB	SO	LOB	TOP		
David Eckstein, R (1, 6) OBP: 0.363, SLG: 0.401	P6		BB 1B		FC1-5 G3 1B		F7		2B E 1B	5	2	2	0	0	0	2			
Darin Erstad, L (1, 8) OBP: 0.347, SLG: 0.433	L9		BB		G3		L6		E 16 FC3-2-5 2B	4	0	1	1	1	0	2			
Tim Salmon, R (1, 9) OBP: 0.368, SLG: 0.504 Orlando Palmeiro, L (9, PR) OBP: 0.361, SLG: 0.378	16 WP BB		K		16 1B		K		E6 16 FC3-2-5	4	0	1	2	1	2	3			
16 Garret Anderson, L (1, 7) OBP: 0.324, SLG: 0.546	F8				G3				G3-1 FC3-2-5 2B	5	0	1	0	0	0	3			
Troy Glaus, R (1, 5) OBP: 0.342, SLG: 0.453		F8			F9		K			4	0	0	0	1	2	4			
Brad Fullmer, L (1, 10) OBP: 0.335, SLG: 0.518		K			L3				P6 1B	4	1	1	0	0	1	1			
Scott Spiezio, S (1, 3) OBP: 0.373, SLG: 0.407		K2-3							L9	4	1	2	1	0	1	1			
Bengie Molina, R (1, 2) OBP: 0.290, SLG: 0.333			K						G6-3	4	0	1	0	0	1	0			
Adam Kennedy, L (1, 4) OBP: 0.340, SLG: 0.449			K						1B 2B	4	2	2	1	0	1	0			
Inning Stats	R: 0 E: 0 K: 0 S: 7	H: 0 LOB: 1 BB: 1 P: 13	R: 0 E: 0 K: 2 S: 8	H: 0 LOB: 0 BB: 0 P: 11	R: 0 E: 0 K: 3 S: 16	H: 1 LOB: 2 BB: 1 P: 28	R: 0 E: 0 K: 0 S: 8	H: 0 LOB: 0 BB: 0 P: 13	R: 3 E: 0 K: 1 S: 14	H: 5 LOB: 2 BB: 0 P: 17	R: 1 E: 0 K: 0 S: 7	H: 2 LOB: 0 BB: 0 P: 8	R: 0 E: 0 K: 0 S: 11	H: 0 LOB: 1 BB: 1 P: 18	R: 2 E: 1 K: 1 S: 22	H: 3 LOB: 2 BB: 0 P: 33	1B: 8 2B: 3 3B: 0 HR: 0	SF: 0 SAC: 0 DP: 0 HBP: 0	WP: 1 PA: 41 PB: 0 SB: 0 CS: 0
PITCHER	IP WLS BF H R ER SO BB IBB HBP BLK WP HR S P ERA WHIP	IP WLS BF H R ER SO BB IBB HBP BLK WP HR S P ERA WHIP																	
Rob Bell, R (1, 1) ERA: 5.66	7.1 L 32 8 4 4 7 3 0 0 0 1 0 72 110 4.91 1.500	0.2 2 0 0 0 0 0 0 0 0 0 0 0 6 9 0.00 0.000	1.0 7 3 2 1 1 0 0 0 0 0 0 0 22 33 9.00 3.000																
Juan Alvarez, L (8, 1) ERA: 2.45																			
Anthony Telford, R (9, 1) ERA: 4.82																			

Anaheim Angels @ Texas Rangers
The Ballpark at Arlington, Arlington, TX
Thu Jun 27 2002, 8:05 PM EDT
Att: 22,077 - Cloudy - 85 F

AB 38
R 6
H 11
RBI 5
BB 3
SO 8
LOB 16



Batter	1	2	3	4	5	6	7	8	9	AB	R	H	RBI	BB	SO	LOB	BOTTOM				
10 Michael Young, R (1, 4) OBP: 0.316, SLG: 0.410	K		F7		K		E6 FC6-4		G6-3	5	0	0	0	0	2	1					
Ivan Rodriguez, R (1, 2) OBP: 0.306, SLG: 0.398	F9		HR		F9		FC6-4		F9	5	1	1	1	0	0	2					
Alex Rodriguez, R (1, 6) OBP: 0.403, SLG: 0.593	K		F8						K2-3	3	1	0	0	2	2	0					
Juan Gonzalez, R (1, 9) OBP: 0.339, SLG: 0.440		BB 1B	K				BB			4	1	2	0	0	1	1					
Rafael Palmeiro, L (1, 10) OBP: 0.368, SLG: 0.520 Jason Romano, R (8, PR) OBP: 0.254, SLG: 0.278	F8				K		P5		BB HBP BB	3	0	0	0	1	1	2					
Herbert Perry, R (1, 5) OBP: 0.357, SLG: 0.495		BB 1B			F9		L4		K	4	0	1	0	0	1	4					
Kevin Mench, R (1, 7) OBP: 0.403, SLG: 0.574		P4			1B					3	0	2	1	0	0	2					
Todd Greene, R (1, 3) OBP: 0.246, SLG: 0.387 Mike Lamb, L (8, PH) OBP: 0.345, SLG: 0.420					L5		G5-4-3 1B		G4-6-3 BB	2	0	0	0	1	0	2					
Ryan Ludwick, R (1, 8) OBP: 0.321, SLG: 0.378					F9				G4-6-3	4	0	1	0	0	1	6					
Inning Stats	R: 0 E: 0 K: 2 S: 9	H: 2 LOB: 3 BB: 1 P: 24	R: 0 E: 0 K: 1 S: 14	H: 2 LOB: 1 BB: 1 P: 24	R: 1 E: 0 K: 1 S: 10	H: 1 LOB: 0 BB: 0 P: 16	R: 0 E: 0 K: 1 S: 16	H: 1 LOB: 1 BB: 0 P: 23	R: 0 E: 0 K: 1 S: 13	H: 0 LOB: 0 BB: 0 P: 18	R: 0 E: 1 K: 0 S: 9	H: 2 LOB: 2 BB: 0 P: 14	R: 2 E: 0 K: 1 S: 14	H: 1 LOB: 3 BB: 3 P: 29	R: 0 E: 0 K: 1 S: 8	H: 0 LOB: 0 BB: 0 P: 13	1B: 6 2B: 0 3B: 0 HR: 1	SF: 0 SAC: 0 DP: 2 HBP: 1	WP: 0 PA: 39 PB: 0 SB: 0 CS: 0		
PITCHER	IP WLS BF H R ER SO BB IBB HBP BLK WP HR S P ERA WHIP	IP WLS BF H R ER SO BB IBB HBP BLK WP HR S P ERA WHIP																			
Jarrod Washburn, L (1, 1) ERA: 3.47	6.0 W 24 4 1 1 6 2 0 1 0 0 0 19 35 13.50 3.750	1.1 H 10 3 2 2 1 2 0 1 0 0 0 3 5 0.00 0.000	0.0 1 0 0 0 0 1 0 0 0 0 0 0 1 5 ∞ ∞	0.2 H 1 0 0 0 0 0 0 0 0 0 0 3 3 0.00 0.000	1.0 S 3 0 0 0 1 0 0 0 0 0 0 8 13 0.00 0.000																
Ben Weber, R (7, 1) ERA: 3.13																					
Dennis Cook, L (8, 1) ERA: 2.95																					
62 Scot Shields, R (8, 1) ERA: 4.15																					
Troy Percival, R (9, 1) ERA: 2.22																					

Anaheim Angels @ Texas Rangers
The Ballpark at Arlington, Arlington, TX
Thu Jun 27 2002, 8:05 PM EDT
Att: 22,077 - Cloudy - 85 F

AB 33
R 3
H 7
RBI 3
BB 5
SO 8
LOB 20



Batter	1	2	3	4	5	6	7	8	9	AB	R	H	RBI	BB	SO	LOB	TOP		
Dave Roberts, L (1, 8) OBP: 0.370, SLG: 0.389										4	1	2	0	0	0	0	Los Angeles Dodgers @ Anaheim Angels Edison International Field, Anaheim, CA Fri Jun 28 2002, 10:05 PM EDT Att: 43,690 - Cloudy - 74 F		
Paul Lo Duca, R (1, 2) OBP: 0.372, SLG: 0.441									4	1	2	0	1	0	2				
Shawn Green, L (1, 9) OBP: 0.379, SLG: 0.604									5	0	0	1	0	2	4				
Eric Karros, R (1, 3) OBP: 0.340, SLG: 0.438									4	1	1	1	1	1	1				
Dave Hansen, L (1, 10) OBP: 0.318, SLG: 0.373									4	1	2	1	0	1	1				
Cesar Izturis, S (8, PR) OBP: 0.266, SLG: 0.311									0	1	0	0	0	0	0				
Adrian Beltré, R (1, 5) OBP: 0.290, SLG: 0.371									4	0	2	1	0	0	1				
Mark Grudzielanek, R (1, 4) OBP: 0.289, SLG: 0.349									4	1	2	2	0	0	2				
Alex Cora, L (1, 6) OBP: 0.365, SLG: 0.557									3	0	1	1	0	1	1				
Hiram Bocachica, R (1, 7) OBP: 0.295, SLG: 0.446									3	0	0	0	0	1	2				
Marquis Grissom, R (8, 7) OBP: 0.321, SLG: 0.527									1	1	1	0	0	0	0				
Inning Stats	R: 0 E: 0 K: 0 S: 8	H: 1 LOB: 0 BB: 0 P: 11	R: 0 E: 0 K: 1 S: 11	H: 1 LOB: 1 BB: 0 P: 20	R: 0 E: 0 K: 1 S: 8	H: 0 LOB: 0 BB: 0 P: 12	R: 3 E: 0 K: 1 S: 18	H: 3 LOB: 2 BB: 1 P: 31	R: 1 E: 0 K: 0 S: 10	H: 2 LOB: 0 BB: 0 P: 14	R: 0 E: 0 K: 0 S: 3	H: 0 LOB: 0 BB: 1 P: 9	R: 1 E: 0 K: 2 S: 16	H: 2 LOB: 1 BB: 0 P: 24	R: 1 E: 0 K: 0 S: 10	H: 2 LOB: 1 BB: 0 P: 14	1B: 10 2B: 2 3B: 1 HR: 0	SF: 0 SAC: 1 DP: 2 HBP: 1	WP: 0 PA: 40 PB: 0 CS: 1
PITCHER	IP WLS BF H R ER SO BB IBB HBP BLK WP HR S P ERA WHIP																		
Kevin Appier, R (1, 1) ERA: 4.52	5.1	B	25	8	5	5	4	1	0	0	0	0	0	0	0	58	93	8.44	1.688
Dennis Cook, L (6, 1) ERA: 2.91	0.1	B	1	1	0	0	0	0	0	0	0	0	0	0	1	1	0.00	3.000	
62 Scot Shields, R (6, 1) ERA: 4.09	2.1	L	9	2	1	1	2	1	0	0	0	0	0	0	24	39	3.86	1.286	
Matt Wise, R (9, 1) ERA: 3.86	1.0		5	2	1	1	0	0	0	0	0	0	0	10	14	9.00	2.000		

Batter	1	2	3	4	5	6	7	8	9	AB	R	H	RBI	BB	SO	LOB	BOTTOM				
David Eckstein, R (1, 6) OBP: 0.360, SLG: 0.397										5	0	1	0	0	1	1	Los Angeles Dodgers @ Anaheim Angels Edison International Field, Anaheim, CA Fri Jun 28 2002, 10:05 PM EDT Att: 43,690 - Cloudy - 74 F				
Darin Erstad, L (1, 8) OBP: 0.342, SLG: 0.426										5	0	0	0	0	2	2					
Tim Salmon, R (1, 9) OBP: 0.367, SLG: 0.500										4	1	1	0	0	2	0					
16 Garret Anderson, L (1, 7) OBP: 0.323, SLG: 0.542										4	1	1	0	0	0	0					
Troy Glaus, R (1, 5) OBP: 0.347, SLG: 0.466									3	1	2	3	1	0	0						
Brad Fullmer, L (1, 10) OBP: 0.335, SLG: 0.529									3	1	1	1	0	0	1						
Benji Gil, R (8, PH) OBP: 0.298, SLG: 0.357									1	0	1	0	0	0	0						
Scott Spiezio, S (1, 3) OBP: 0.371, SLG: 0.409									4	1	1	0	0	0	4						
Jorge Fabregas, L (1, 2) OBP: 0.283, SLG: 0.236										3	0	0	0	0	2						
Otlando Palmeiro, L (8, PH) OBP: 0.358, SLG: 0.375									1	0	0	0	0	0	0						
Adam Kennedy, L (1, 4) OBP: 0.339, SLG: 0.448									3	0	1	1	0	0	0						
Inning Stats	R: 0 E: 0 K: 1 S: 7	H: 0 LOB: 0 BB: 0 P: 11	R: 0 E: 1 K: 0 S: 6	H: 0 LOB: 1 BB: 0 P: 10	R: 0 E: 0 K: 1 S: 15	H: 1 LOB: 1 BB: 0 P: 22	R: 5 E: 0 K: 0 S: 13	H: 5 LOB: 0 BB: 0 P: 20	R: 0 E: 0 K: 1 S: 7	H: 0 LOB: 0 BB: 0 P: 9	R: 0 E: 0 K: 0 S: 9	H: 1 LOB: 1 BB: 0 P: 14	R: 0 E: 0 K: 0 S: 6	H: 0 LOB: 0 BB: 0 P: 9	R: 0 E: 0 K: 1 S: 13	H: 1 LOB: 2 BB: 1 P: 18	R: 0 E: 0 K: 1 S: 11	H: 1 LOB: 1 BB: 0 P: 17	1B: 6 2B: 1 3B: 0 HR: 2	SF: 1 SAC: 0 DP: 0 HBP: 0	WP: 0 PA: 38 PB: 0 CS: 0
PITCHER	IP WLS BF H R ER SO BB IBB HBP BLK WP HR S P ERA WHIP																				
Andy Ashby, R (1, 1) ERA: 3.38	6.0		26	7	5	5	3	0	0	0	0	0	0	0	57	86	7.50	1.167			
Giovanni Carrara, R (7, 1) ERA: 3.97	1.2	W	6	0	0	0	1	1	0	0	0	0	0	14	21	0.00	0.600				
Jesse Orosco, L (8, 1) ERA: 0.95	0.0		1	1	0	0	0	0	0	0	0	0	0	1	1	∞	∞				
Eric Gagne, R (8, 1) ERA: 1.3	1.1	S	5	1	0	0	1	0	0	0	0	0	0	15	22	0.00	0.750				

AB	36
R	7
H	13
RBI	7
BB	2
SO	6
LOB	14



Batter	1	2	3	4	5	6	7	8	9	AB	R	H	RBI	BB	SO	LOB	TOP					
Dave Roberts, L (1, 8) OBP: 0.364, SLG: 0.381	F9		G3			K		F9		4	0	0	0	0	1	0	Los Angeles Dodgers @ Anaheim Angels Edison International Field, Anaheim, CA Sat Jun 29 2002, 10:05 PM EDT Att: 43,502 - Sunny - 71 F livebaseballscorecards.com					
Paul Lo Duca, R (1, 2) OBP: 0.370, SLG: 0.436	BB		F8			G6-3		G6-3		3	0	0	0	1	0	0						
Shawn Green, L (1, 9) OBP: 0.379, SLG: 0.601 David Ross, R (9, PH)	F8		F7			FC6-4 1B		K		3	0	1	0	0	0	1						
Eric Karros, R (1, 3) OBP: 0.339, SLG: 0.435	K					FC6-4 1-2		1B		4	0	1	0	0	1	2						
Brian Jordan, R (1, 7) OBP: 0.338, SLG: 0.510								F8		3	0	0	0	0	0	1						
Adrián Beltré, R (1, 5) OBP: 0.288, SLG: 0.367	F8							G5-3		3	0	0	0	0	0	1						
Mark Grudzielanek, R (1, 4) OBP: 0.289, SLG: 0.349								G4-3		3	0	1	0	0	0	0						
Jeff Reboulet, R (1, 10) OBP: 0.308, SLG: 0.265	K							K		3	0	0	0	0	2	2						
Cesar Izturis, S (1, 6) OBP: 0.263, SLG: 0.308	G4-3							F8		3	0	0	0	0	0	2						
Inning Stats	R: 0 E: 0 K: 1 S: 10	H: 0 LOB: 1 BB: 1 P: 18	R: 0 E: 0 K: 1 S: 17	H: 1 LOB: 2 BB: 0 P: 22	R: 0 E: 0 K: 0 S: 6	H: 0 LOB: 0 BB: 0 P: 7	R: 0 E: 0 K: 0 S: 4	H: 0 LOB: 0 BB: 0 P: 7	R: 0 E: 0 K: 0 S: 8	H: 0 LOB: 0 BB: 0 P: 12	R: 0 E: 0 K: 1 S: 9	H: 1 LOB: 1 BB: 0 P: 13	R: 0 E: 0 K: 0 S: 7	H: 0 LOB: 0 BB: 0 P: 13	R: 0 E: 0 K: 1 S: 9	H: 0 LOB: 0 BB: 0 P: 12	R: 0 E: 0 K: 1 S: 13	H: 1 LOB: 1 BB: 0 P: 20	1B: 3 2B: 0 3B: 0 HR: 0	SF: 0 SAC: 0 DP: 0 HBP: 1	WP: 0 PB: 0 SB: 0 CS: 0	PA: 32
PITCHER Aaron Sele, R (1, 1) ERA: 5.03	IP: 9.0 WLS: W BF: 32 H: 3 R: 0 ER: 0 SO: 5 BB: 1 IBB: 0 HBP: 1 BLK: 0 WP: 0 HR: 0 S: 83 P: 124 ERA: 0.00 WHIP: 0.444															PITCHER						

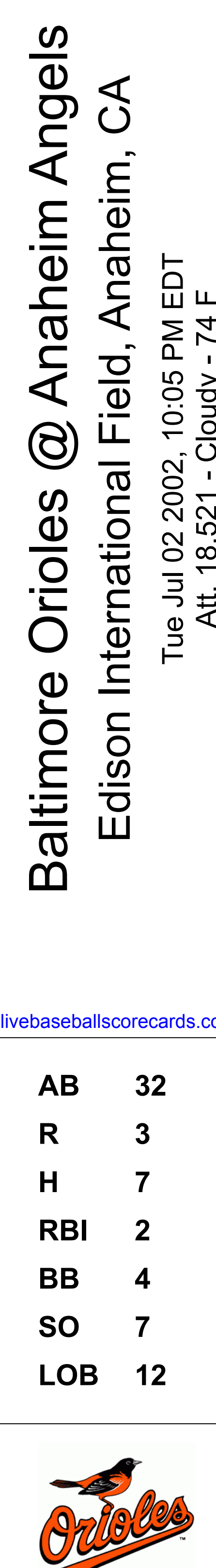
Batter	1	2	3	4	5	6	7	8	9	AB	R	H	RBI	BB	SO	LOB	BOTTOM			
David Eckstein, R (1, 6) OBP: 0.359, SLG: 0.395	WP 1B	G5-3		SH2-3	F8		G1-6-3			4	1	1	0	0	0	4	Los Angeles Dodgers @ Anaheim Angels Edison International Field, Anaheim, CA Sat Jun 29 2002, 10:05 PM EDT Att: 43,502 - Sunny - 71 F livebaseballscorecards.com			
Darin Erstad, L (1, 8) OBP: 0.346, SLG: 0.429	F5		K2-3	BB S BB 1B		F8 S 1B		E5 HR 1B		5	2	3	0	0	1	1				
Tim Salmon, R (1, 9) OBP: 0.373, SLG: 0.518 Orlando Palmeiro, L (9, 9) OBP: 0.358, SLG: 0.375	1B		1B 2B	BB BB BB 1B		G6-3		HR 1B		4	2	3	3	1	0	1				
16 Garret Anderson, L (1, 7) OBP: 0.325, SLG: 0.540	K		1B 1B	SF9				G3-1		3	1	1	1	1	1	1				
Troy Glaus, R (1, 5) OBP: 0.350, SLG: 0.467	1B		F9 1B	BB BB		F8		K		4	0	2	1	1	1	2				
Scott Spiezio, S (1, 3) OBP: 0.371, SLG: 0.406	F8		1B 1B	BB BB		F9		G4-3		4	0	1	2	1	0	4				
Bengie Molina, R (1, 2) OBP: 0.285, SLG: 0.328		G6-3	F9	F9				G6-3		4	0	0	0	0	0	5				
Benji Gil, R (1, 10) OBP: 0.311, SLG: 0.367	G5-3 BB 1B		G5-3		F7		1B 1B			4	0	2	0	0	0	2				
Jose Nieves, R (1, 4) OBP: 0.310, SLG: 0.318				E4 1B SH2-3 SF9	P4		G1-6-3 1B			3	1	1	0	1	0	0				
Inning Stats	R: 1 E: 0 K: 1 S: 13	H: 3 LOB: 2 BB: 0 P: 19	R: 0 E: 0 K: 0 S: 9	H: 1 LOB: 1 BB: 1 P: 20	R: 2 E: 0 K: 1 S: 14	H: 4 LOB: 2 BB: 0 P: 25	R: 2 E: 1 K: 0 S: 17	H: 1 LOB: 3 BB: 3 P: 34	R: 0 E: 0 K: 0 S: 8	H: 0 LOB: 0 BB: 0 P: 10	R: 0 E: 0 K: 0 S: 11	H: 1 LOB: 2 BB: 1 P: 21	R: 0 E: 0 K: 0 S: 9	H: 2 LOB: 1 BB: 0 P: 10	R: 2 E: 1 K: 1 S: 15	H: 2 LOB: 0 BB: 0 P: 21	1B: 12 2B: 1 3B: 0 HR: 1	SF: 1 SAC: 1 DP: 2 HBP: 0	WP: 1 PB: 0 SB: 2 CS: 0	PA: 42
PITCHER Kaz Ishii, L (1, 1) ERA: 3.55 Guillermo Mota, R (4, 1) ERA: 2.77 Terry Mulholland, L (7, 1) ERA: 6.72	IP: 3.2 WLS: L BF: 23 H: 5 R: 5 ER: 3 SO: 2 BB: 3 IBB: 0 HBP: 0 BLK: 0 WP: 0 HR: 0 S: 48 P: 88 ERA: 7.36 WHIP: 3.273															PITCHER				


Batter	1	2	3	4	5	6	7	8	9	AB	R	H	RBI	BB	SO	LOB	TOP					
Dave Roberts, L (1, 8) OBP: 0.362, SLG: 0.378	G6-3		G6-3				G3			4	0	1	0	0	0	0	Los Angeles Dodgers @ Anaheim Angels Edison International Field, Anaheim, CA Sun Jun 30 2002, 8:05 PM EDT Att: 43,059 - Sunny - 74 F livebaseballscorecards.com					
Paul Lo Duca, R (1, 2) OBP: 0.372, SLG: 0.444	G4-3					F9	G5-3			4	0	2	0	0	0	1						
Dave Hansen, L (1, 10)	G4-3		G1-3			L4	K			4	0	0	0	0	1	3						
Eric Karros, R (1, 3) OBP: 0.334, SLG: 0.429	K				G1-5-3		G6-3		G5-3	4	0	0	0	0	1	1						
Brian Jordan, R (1, 9) OBP: 0.344, SLG: 0.516									P4	3	1	2	0	0	0	0						
Marquis Grissom, R (1, 7) OBP: 0.319, SLG: 0.517					F9	F3	G3	BB	K	3	0	0	0	1	1	2						
Adrian Beltré, R (1, 5) OBP: 0.290, SLG: 0.365					FC4-6				G5-3	2	0	0	0	2	0	1						
Mark Grudzielanek, R (1, 4) OBP: 0.285, SLG: 0.345 Alex Cora, L (8, 4) OBP: 0.360, SLG: 0.550					FC6-4				F8	3	0	0	1	0	0	5						
Cesar Izturis, S (1, 6) OBP: 0.260, SLG: 0.303					FC6-4		G3		G6-3	1	0	0	0	0	0	0						
Inning Stats	R: 0 E: 0 K: 1 S: 10	H: 1 LOB: 1 BB: 0 P: 13	R: 0 E: 0 K: 0 S: 7	H: 0 LOB: 1 BB: 0 P: 9	R: 0 E: 0 K: 0 S: 9	H: 1 LOB: 1 BB: 0 P: 13	R: 0 E: 0 K: 0 S: 9	H: 1 LOB: 2 BB: 0 P: 16	R: 0 E: 0 K: 0 S: 13	H: 1 LOB: 2 BB: 0 P: 17	R: 1 E: 0 K: 0 S: 11	H: 1 LOB: 2 BB: 0 P: 22	R: 0 E: 0 K: 1 S: 8	H: 0 LOB: 0 BB: 0 P: 11	R: 0 E: 0 K: 1 S: 7	H: 0 LOB: 0 BB: 0 P: 11		R: 0 E: 0 K: 0 S: 8	H: 0 LOB: 0 BB: 0 P: 10	1B: 2 2B: 3 3B: 0 HR: 0	SF: 0 SAC: 0 DP: 0 HBP: 1	WP: 0 PB: 0 SB: 2 CS: 0
PITCHER	IP	WLS	BF	H	R	ER	SO	BB	IBB	HBP	BLK	WP	HR	S	P	ERA	WHIP					
41 John Lackey, R (1, 1) ERA: 2.77	6.0	W	27	5	1	1	1	3	0	1	0	0	0	59	90	1.50	1.333					
Ben Weber, R (7, 1) ERA: 2.9	3.0	S	9	0	0	0	2	0	0	0	0	0	0	23	32	0.00	0.000					


Batter	1	2	3	4	5	6	7	8	9	AB	R	H	RBI	BB	SO	LOB	BOTTOM				
David Eckstein, R (1, 6) OBP: 0.354, SLG: 0.389	F7	G5-3		G4-3			F9			4	0	0	0	0	0	1	Los Angeles Dodgers @ Anaheim Angels Edison International Field, Anaheim, CA Sun Jun 30 2002, 8:05 PM EDT Att: 43,059 - Sunny - 74 F livebaseballscorecards.com				
Darin Erstad, L (1, 8) OBP: 0.345, SLG: 0.427	G4-3	K			G5-3		G4-3			4	1	1	0	0	1	1					
Tim Salmon, R (1, 9) OBP: 0.375, SLG: 0.520	G4-3	F7							K	3	1	1	0	1	1	1					
16 Garret Anderson, L (1, 7) OBP: 0.321, SLG: 0.534	G4-3				G3-1		FC4-6		L3	4	0	0	1	0	0	2					
Troy Glaus, R (1, 5) OBP: 0.352, SLG: 0.465	G4-3						K		G5-3	3	0	1	1	1	1	1					
Scott Spiezio, S (1, 3) OBP: 0.371, SLG: 0.405	CS	HR			F2		K			3	1	1	0	0	1	1					
Bengie Molina, R (1, 2) OBP: 0.286, SLG: 0.328		HR			FC5-4		F8			3	1	1	0	0	0	1					
Benji Gil, R (1, 10) OBP: 0.313, SLG: 0.413		HR					F8			3	1	1	3	0	1	0					
Jose Nieves, R (1, 4) OBP: 0.311, SLG: 0.318					G5-3		F9			3	0	1	0	0	0	0					
Inning Stats	R: 2 E: 0 K: 0 S: 9	H: 3 LOB: 0 BB: 0 P: 13	R: 3 E: 0 K: 1 S: 18	H: 4 LOB: 1 BB: 0 P: 26	R: 0 E: 0 K: 0 S: 5	H: 0 LOB: 1 BB: 1 P: 9	R: 0 E: 0 K: 1 S: 9	H: 0 LOB: 0 BB: 0 P: 13	R: 0 E: 0 K: 1 S: 10	H: 0 LOB: 0 BB: 1 P: 18	R: 0 E: 0 K: 1 S: 7	H: 0 LOB: 0 BB: 0 P: 10	R: 0 E: 0 K: 0 S: 9	H: 0 LOB: 0 BB: 0 P: 11	R: 0 E: 0 K: 1 S: 7	H: 0 LOB: 0 BB: 0 P: 10		1B: 5 2B: 1 3B: 0 HR: 1	SF: 0 SAC: 0 DP: 0 HBP: 0	WP: 0 PB: 0 SB: 1 CS: 1	PA: 33
PITCHER	IP	WLS	BF	H	R	ER	SO	BB	IBB	HBP	BLK	WP	HR	S	P	ERA	WHIP				
Odalis Perez, L (1, 1) ERA: 2.56	7.0	L	29	7	5	5	4	2	0	0	0	0	0	67	100	6.43	1.286				
Paul Quantrill, R (8, 1) ERA: 3.32	1.0		3	0	0	0	1	0	0	0	0	0	0	7	10	0.00	0.000				

Batter	1	2	3	4	5	6	7	8	9	AB	R	H	RBI	BB	SO	LOB	TOP				
6 Melvin Mora, R OBP: 0.356, SLG: 0.434	F2		P4			K		G6-3		4	0	0	0	0	1	2	<p>Baltimore Orioles @ Anaheim Angels Edison International Field, Anaheim, CA</p> <p>Tue Jul 02, 2002, 10:05 PM EDT Att: 18,521 - Cloudy - 74 F</p> <p>livebaseballscores.com</p>				
1 Brian Roberts, S OBP: 0.333, SLG: 0.327	F7		G4-3-6			FC6-4 BB		G6-3		3	0	0	0	1	0	2					
Gary Matthews, S OBP: 0.364, SLG: 0.463					G4-3	FC6-4 BB				1	0	0	0	3	0	0					
Tony Batista, R OBP: 0.337, SLG: 0.529	K				F7	FC6-4		F9		4	0	0	0	0	1	4					
31 Jay Gibbons, L OBP: 0.331, SLG: 0.484			K			G4-3				4	2	2	2	0	1	2					
21 Marty Cordova, R OBP: 0.325, SLG: 0.438			K					G6-3		4	1	1	0	0	2	0					
Chris Singleton, L OBP: 0.289, SLG: 0.410			F8			K		G1-3		4	0	1	0	0	1	0					
Geronimo Gil, R OBP: 0.277, SLG: 0.407						K		G4-6-3		4	0	2	0	0	1	1					
Mike Bordick, R OBP: 0.304, SLG: 0.357						G6-3		F9		4	0	1	0	0	0	1					
Inning Stats	R: 0 E: 0 K: 1 S: 12	H: 0 LOB: 1 BB: 1 P: 22	R: 0 E: 0 K: 2 S: 9	H: 0 LOB: 0 BB: 0 P: 11	R: 0 E: 0 K: 0 S: 8	H: 2 LOB: 1 BB: 0 P: 12	R: 1 E: 0 K: 1 S: 6	H: 1 LOB: 0 BB: 0 P: 8	R: 0 E: 0 K: 2 S: 8	H: 0 LOB: 2 BB: 2 P: 9	R: 1 E: 0 K: 0 S: 8	H: 2 LOB: 0 BB: 0 P: 11	R: 0 E: 0 K: 0 S: 8	H: 0 LOB: 1 BB: 0 P: 16	R: 1 E: 0 K: 0 S: 8	H: 2 LOB: 1 BB: 0 P: 11		1B: 4 2B: 1 3B: 0 HR: 2	SF: 0 SAC: 0 DP: 2 HBP: 0	WP: 0 PB: 0 SB: 2 CS: 0	PA: 36
PITCHER	IP	WLS	BF	H	R	ER	SO	BB	IBB	HBP	BLK	WP	HR	S	P	ERA	WHIP				
Ramon Ortiz, R ERA: 3.38	(1, 1)	8.0	L	31	5	2	7	4	0	0	0	0	1	70	111	2.25	1.125				
Scott Schoeneweis, L ERA: 5.44	(9, 1)	0.2		4	2	1	1	0	0	0	0	0	1	7	10	13.50	3.000				
Matt Wise, R ERA: 3.68	(9, 1)	0.1		1	0	0	0	0	0	0	0	0	0	1	1	0.00	0.000				

Batter	1	2	3	4	5	6	7	8	9	AB	R	H	RBI	BB	SO	LOB	BOTTOM					
David Eckstein, R OBP: 0.356, SLG: 0.389						P6				3	0	1	0	1	0	0	<p>Baltimore Orioles @ Anaheim Angels Edison International Field, Anaheim, CA</p> <p>Tue Jul 02, 2002, 10:05 PM EDT Att: 18,521 - Cloudy - 74 F</p> <p>livebaseballscores.com</p>					
Darin Erstad, L OBP: 0.343, SLG: 0.424	G6-3		FC3-6			G3				4	0	1	0	0	0	3						
Tim Salmon, R OBP: 0.370, SLG: 0.513			L6			G6-3				4	0	0	0	0	2	3						
16 Garret Anderson, L OBP: 0.317, SLG: 0.527		G3	L3			P4		G3		4	0	0	0	0	0	2						
Troy Glaus, R OBP: 0.354, SLG: 0.462		G3			F2	K		F7		2	0	0	0	2	1	0						
Scott Spiezio, S OBP: 0.376, SLG: 0.404		G3			F2			G4-3		1	0	0	0	2	0	0						
Orlando Palmeiro, L OBP: 0.354, SLG: 0.371		G3			F2			F8		4	0	1	0	0	0	4						
Bengie Molina, R OBP: 0.281, SLG: 0.323		F7			L9			F9		4	0	0	0	0	0	6						
Adam Kennedy, L OBP: 0.337, SLG: 0.444			FC3-6			K		L3		4	0	1	0	0	2	2						
Inning Stats	R: 0 E: 0 K: 1 S: 7	H: 0 LOB: 0 BB: 1 P: 16	R: 0 E: 0 K: 0 S: 11	H: 0 LOB: 2 BB: 2 P: 22	R: 0 E: 0 K: 0 S: 10	H: 2 LOB: 2 BB: 0 P: 11	R: 0 E: 0 K: 1 S: 7	H: 0 LOB: 2 BB: 2 P: 17	R: 0 E: 0 K: 0 S: 8	H: 0 LOB: 0 BB: 0 P: 13	R: 0 E: 0 K: 2 S: 10	H: 1 LOB: 1 BB: 0 P: 16	R: 0 E: 0 K: 0 S: 11	H: 1 LOB: 1 BB: 0 P: 15	R: 0 E: 0 K: 0 S: 6	H: 0 LOB: 0 BB: 0 P: 10		R: 0 E: 0 K: 0 S: 7	H: 0 LOB: 0 BB: 0 P: 10	1B: 4 2B: 0 3B: 0 HR: 0	SF: 0 SAC: 0 DP: 0 HBP: 1	WP: 0 PB: 0 SB: 0 CS: 1
PITCHER	IP	WLS	BF	H	R	ER	SO	BB	IBB	HBP	BLK	WP	HR	S	P	ERA	WHIP					
Rodrigo Lopez, R ERA: 2.89	(1, 1)	7.0	W	30	4	0	0	5	0	1	0	0	0	64	110	0.00	1.286					
Buddy Groom, L ERA: 2.01	(8, 1)	0.1	H	1	0	0	0	0	0	0	0	0	0	2	3	0.00	0.000					
Willis Roberts, R ERA: 1.75	(8, 1)	0.2	H	2	0	0	0	0	0	0	0	0	0	4	7	0.00	0.000					
Jorge Julio, R ERA: 2.58	(9, 1)	1.0	S	3	0	0	0	0	0	0	0	0	0	7	10	0.00	0.000					



Batter	1	2	3	4	5	6	7	8	9	AB	R	H	RBI	BB	SO	LOB	TOP						
6 Melvin Mora, R OBP: 0.352, SLG: 0.428 (1, 7)	1-2 F7	2-2 P4			2-2 G4-3		1-1 2B	3-2 E5		5	1	1	0	0	0	4	<p>Baltimore Orioles @ Anaheim Angels Edison International Field, Anaheim, CA</p> <p>Thu Jul 04 2002, 9:05 PM EDT Att: 43,342 - Cloudy - 73 F</p> <p>livebaseballscorecards.com</p> <p>AB 36 R 7 H 10 RBI 6 BB 5 SO 6 LOB 19</p> 						
1 Brian Roberts, S OBP: 0.333, SLG: 0.328 (1, 4)	2-3 K	1-3 K			0-1 L3		2-1 F9	2-2 1B		5	0	1	1	0	2	5							
Gary Matthews, S OBP: 0.333, SLG: 0.451 (1, 9)	0-3 K			3-3 K	0-1 L6		1-0 2B	3-1 G4-3		5	0	1	2	0	2	2							
Tony Batista, R OBP: 0.334, SLG: 0.516 (1, 5)		4-2 31 1B 21 1B BB		0-3 K		1-2 G6-3	4-0 IBB		2-2 G1-3	3	1	0	0	2	1	0							
31 Jay Gibbons, L OBP: 0.329, SLG: 0.479 (1, 3)		2-1 SH2-3 1B		2-2 G3-1		0-2 F2	0-0 G4-3		1-2 F9	5	1	1	0	0	0	2							
21 Marty Cordova, R OBP: 0.333, SLG: 0.448 (1, 10)		1-0 1B SH2-3 1B			2-1 1B 2B		2-1 2B		4-2 FC4-6 BB	4	1	3	1	1	0	0							
Chris Singleton, L OBP: 0.282, SLG: 0.400 (1, 8)		0-0 SH2-3			0-1 B1		3-2 P6		0-0 FC4-6	3	1	0	0	0	0	3							
Geronimo Gil, R OBP: 0.282, SLG: 0.405 (1, 2)		4-1 1B BB			1-1 1B G4-6-3		1-0 6 1B 2B		2-0 L1	3	1	2	1	1	0	1							
Mike Bordick, R OBP: 0.308, SLG: 0.361 (1, 6)		0-1 1B			1-1 G4-6-3		1-3 K		4-1 6 F 1 S 1B BB	3	1	1	1	1	1	2							
Inning Stats	R: 0 E: 0 K: 2 S: 9	H: 0 LOB: 0 BB: 0 P: 12	R: 2 E: 0 K: 1 S: 17	H: 3 LOB: 3 BB: 2 P: 31	R: 0 E: 0 K: 2 S: 11	H: 0 LOB: 0 BB: 0 P: 16	R: 1 E: 0 K: 0 S: 8	H: 2 LOB: 0 BB: 0 P: 12	R: 0 E: 0 K: 0 S: 12	H: 1 LOB: 1 BB: 0 P: 18	R: 2 E: 0 K: 1 S: 10	H: 3 LOB: 2 BB: 1 P: 20	R: 2 E: 1 K: 0 S: 15	H: 1 LOB: 2 BB: 2 P: 31	R: 0 E: 0 K: 0 S: 9	H: 0 LOB: 0 BB: 0 P: 14	1B: 7 2B: 3 3B: 0 HR: 0	SF: 0 SAC: 1 DP: 1 HBP: 0	WP: 0 PB: 0 SB: 4 CS: 0	PA: 42			
PITCHER	IP WLS BF H R ER SO BB IBB HBP BLK WP HR S P ERA WHIP	IP WLS BF H R ER SO BB IBB HBP BLK WP HR S P ERA WHIP	IP WLS BF H R ER SO BB IBB HBP BLK WP HR S P ERA WHIP	IP WLS BF H R ER SO BB IBB HBP BLK WP HR S P ERA WHIP	IP WLS BF H R ER SO BB IBB HBP BLK WP HR S P ERA WHIP	IP WLS BF H R ER SO BB IBB HBP BLK WP HR S P ERA WHIP	IP WLS BF H R ER SO BB IBB HBP BLK WP HR S P ERA WHIP	IP WLS BF H R ER SO BB IBB HBP BLK WP HR S P ERA WHIP	IP WLS BF H R ER SO BB IBB HBP BLK WP HR S P ERA WHIP	IP WLS BF H R ER SO BB IBB HBP BLK WP HR S P ERA WHIP	IP WLS BF H R ER SO BB IBB HBP BLK WP HR S P ERA WHIP	IP WLS BF H R ER SO BB IBB HBP BLK WP HR S P ERA WHIP	IP WLS BF H R ER SO BB IBB HBP BLK WP HR S P ERA WHIP	IP WLS BF H R ER SO BB IBB HBP BLK WP HR S P ERA WHIP	IP WLS BF H R ER SO BB IBB HBP BLK WP HR S P ERA WHIP	IP WLS BF H R ER SO BB IBB HBP BLK WP HR S P ERA WHIP	IP WLS BF H R ER SO BB IBB HBP BLK WP HR S P ERA WHIP						
Kevin Appier, R ERA: 4.69	(1, 1)	6.1	L	28	8	5	5	6	2	0	0	0	0	0	0	0	0	0	0	7.11	1.579		
Scott Schoeneweis, L ERA: 5.4	(7, 1)	0.2		4	1	0	0	0	0	1	0	0	0	0	0	0	0	0	0	4	11	0.00	1.500
Lou Pote, R ERA: 2.83	(8, 1)	0.2		5	0	2	0	0	2	0	0	0	0	0	0	0	0	0	0	10	21	0.00	3.000
Dennis Cook, L ERA: 2.86	(8, 1)	0.1		2	1	0	0	0	0	0	0	0	0	0	0	0	0	0	0	5	10	0.00	3.000
62 Scot Shields, R ERA: 3.75	(9, 1)	1.0		3	0	0	0	0	0	0	0	0	0	0	0	0	0	0	0	9	14	0.00	0.000

Batter	1	2	3	4	5	6	7	8	9	AB	R	H	RBI	BB	SO	LOB	BOTTOM						
David Eckstein, R OBP: 0.350, SLG: 0.379 (1, 6)	0-2 G4-3		2-3 K		2-2 G5-3		0-0 FC6-4			4	0	0	1	0	1	2	<p>Baltimore Orioles @ Anaheim Angels Edison International Field, Anaheim, CA</p> <p>Thu Jul 04 2002, 9:05 PM EDT Att: 43,342 - Cloudy - 73 F</p> <p>livebaseballscorecards.com</p> <p>AB 36 R 2 H 9 RBI 2 BB 0 SO 7 LOB 15</p> 						
Darin Erstad, L OBP: 0.341, SLG: 0.420 (1, 8)	3-2 F9		0-0 1B		3-1 L6		1-0 G4-3			4	0	1	0	0	0	2							
Tim Salmon, R OBP: 0.367, SLG: 0.507 (1, 9)	2-2 2B		3-2 F8		3-0 FC5		1-3 K			4	0	1	0	0	1	3							
16 Garret Anderson, L OBP: 0.314, SLG: 0.519 (1, 7)	1-0 L9				0-0 1B		3-1 G4-3		1-3 K	4	0	1	0	0	1	1							
Troy Glaus, R OBP: 0.356, SLG: 0.459 (1, 5)			3-3 K		1-3 K		1-0 G5-3		1-1 F8	3	0	0	0	0	2	1							
Benji Gil, R OBP: 0.308, SLG: 0.406 (7, 3)										1	0	0	0	0	0	0							
Brad Fullmer, L OBP: 0.337, SLG: 0.532 (1, 10)			0-0 2B		0-1 1B		1-0 F8		1-3 K	4	0	2	0	0	1	0							
Scott Spiezio, S OBP: 0.371, SLG: 0.396 (7, 5)			3-1 P6		1-1 F9		3-2 1B		0-1 F8	4	1	1	0	0	0	3							
Jorge Fabregas, L OBP: 0.281, SLG: 0.237 (1, 2)			3-1 F9		1-1 F8		1-1 1B		2-3 K	4	1	1	0	0	1	3							
Adam Kennedy, L OBP: 0.336, SLG: 0.444 (1, 4)					0-1 F9		2-2 FC5		2-2 G6-3	4	0	2	1	0	0	0							
Inning Stats	R: 0 E: 0 K: 0 S: 11	H: 1 LOB: 1 BB: 0 P: 17	R: 0 E: 0 K: 1 S: 10	H: 1 LOB: 1 BB: 0 P: 19	R: 0 E: 0 K: 1 S: 10	H: 2 LOB: 2 BB: 0 P: 13	R: 0 E: 0 K: 0 S: 11	H: 0 LOB: 0 BB: 0 P: 9	R: 2 E: 0 K: 1 S: 14	H: 3 LOB: 1 BB: 0 P: 20	R: 0 E: 0 K: 2 S: 9	H: 0 LOB: 0 BB: 0 P: 12	R: 0 E: 0 K: 1 S: 8	H: 0 LOB: 0 BB: 0 P: 12	R: 0 E: 0 K: 0 S: 9	H: 0 LOB: 0 BB: 0 P: 14	1B: 6 2B: 3 3B: 0 HR: 0	SF: 0 SAC: 0 DP: 0 HBP: 0	WP: 1 PB: 0 SB: 0 CS: 0	PA: 36			
PITCHER	IP WLS BF H R ER SO BB IBB HBP BLK WP HR S P ERA WHIP	IP WLS BF H R ER SO BB IBB HBP BLK WP HR S P ERA WHIP	IP WLS BF H R ER SO BB IBB HBP BLK WP HR S P ERA WHIP	IP WLS BF H R ER SO BB IBB HBP BLK WP HR S P ERA WHIP	IP WLS BF H R ER SO BB IBB HBP BLK WP HR S P ERA WHIP	IP WLS BF H R ER SO BB IBB HBP BLK WP HR S P ERA WHIP	IP WLS BF H R ER SO BB IBB HBP BLK WP HR S P ERA WHIP	IP WLS BF H R ER SO BB IBB HBP BLK WP HR S P ERA WHIP	IP WLS BF H R ER SO BB IBB HBP BLK WP HR S P ERA WHIP	IP WLS BF H R ER SO BB IBB HBP BLK WP HR S P ERA WHIP	IP WLS BF H R ER SO BB IBB HBP BLK WP HR S P ERA WHIP	IP WLS BF H R ER SO BB IBB HBP BLK WP HR S P ERA WHIP	IP WLS BF H R ER SO BB IBB HBP BLK WP HR S P ERA WHIP	IP WLS BF H R ER SO BB IBB HBP BLK WP HR S P ERA WHIP	IP WLS BF H R ER SO BB IBB HBP BLK WP HR S P ERA WHIP	IP WLS BF H R ER SO BB IBB HBP BLK WP HR S P ERA WHIP	IP WLS BF H R ER SO BB IBB HBP BLK WP HR S P ERA WHIP						
Travis Driskill, R ERA: 4.01	(1, 1)	6.0	W	26	8	2	2	3	0	0	0	0	0	0	0	0	0	0	0	3.00	1.333		
Yorkis Perez, L ERA: 5.4	(7, 1)	0.0		1	1	0	0	0	0	0	0	0	0	0	0	0	0	0	0	2	2	∞	∞
Willis Roberts, R ERA: 1.71	(7, 1)	1.0	H	3	0	0	0	1	0	0	0	0	0	0	0	0	1	0	6	8	0.00	0.000	
Buddy Groom, L ERA: 1.95	(8, 1)	1.0		3	0	0	0	2	0	0	0	0	0	0	0	0	0	0	9	12	0.00	0.000	
Jorge Julio, R ERA: 2.52	(9, 1)	1.0		3	0	0	0	1	0	0	0	0	0	0	0	0	0	0	8	12	0.00	0.000	

Batter	1	2	3	4	5	6	7	8	9	AB	R	H	RBI	BB	SO	LOB	TOP										
Randy Winn, S OBP: 0.359, SLG: 0.477 (1, 8)	4-1 S BB		2-0 FC4-6 1B		1-2 G6-3		1-2 G5-3		0-0 F9	4	0	1	0	1	0	5	Tampa Bay Devil Rays @ Anaheim Angels Edison International Field, Anaheim, CA Sat Jul 06 2002, 10:05 PM EDT Att: 29,513 - Cloudy - 70 F livebaseballscores.com										
Brent Abernathy, R OBP: 0.302, SLG: 0.339 (1, 4)	3-3 K		0-0 F7		0-0 1B		0-1 F7		1-0 G1-3	5	0	1	1	0	1	5											
Steve Cox, L OBP: 0.339, SLG: 0.433 (1, 3)	0-0 F7		0-0 FC4-6		3-H 2-0 G4-3				0-0 G3	4	0	0	0	0	0	3											
Ben Grieve, L OBP: 0.347, SLG: 0.433 (1, 9)	4-2 BB				0-2 F7				1-1 G4-3	3	0	0	0	1	0	0											
Aubrey Huff, L OBP: 0.349, SLG: 0.474 (1, 10)	0-2 F9				1-2 G1-3				0-3 K	4	0	0	0	0	1	2											
John Flaherty, R OBP: 0.302, SLG: 0.393 (1, 2)		1-1 P5			1-0 1B				0-1 1B 1B 2B	4	1	2	0	0	1	0											
Jason Conti, L OBP: 0.307, SLG: 0.319 (1, 7)		0-3 K			2-2 F7				0-1 F8	4	0	0	0	0	1	2											
Chris Gomez, R OBP: 0.316, SLG: 0.430 (1, 6)		1-1 G1-4-3			2-1 G6-3 1B 1B				0-0 1B 1B	4	2	3	1	0	0	0											
1B Jared Sandberg, R OBP: 0.289, SLG: 0.451 (1, 5)					0-0 F8				1-2 1B	4	0	3	1	0	0	0											
Inning Stats	R: 0 E: 0 K: 1 S: 13	H: 0 LOB: 2 BB: 2 P: 24	R: 0 E: 0 K: 1 S: 7	H: 0 LOB: 0 BB: 0 P: 9	R: 0 E: 0 K: 0 S: 4	H: 1 LOB: 1 BB: 0 P: 6	R: 0 E: 0 K: 0 S: 11	H: 1 LOB: 1 BB: 0 P: 15	R: 1 E: 0 K: 0 S: 11	H: 3 LOB: 1 BB: 0 P: 18	R: 0 E: 0 K: 1 S: 6	H: 0 LOB: 0 BB: 0 P: 10	R: 1 E: 0 K: 0 S: 12	H: 2 LOB: 1 BB: 0 P: 15	R: 0 E: 0 K: 1 S: 6	H: 0 LOB: 0 BB: 0 P: 7	R: 1 E: 0 K: 0 S: 11	H: 3 LOB: 2 BB: 0 P: 13	1B: 7 2B: 2 3B: 0 HR: 1	SF: 0 SAC: 0 DP: 1 HBP: 0	WP: 0 PB: 0 SB: 1 CS: 1	PA: 38					
PITCHER	IP	WLS	BF	H	R	ER	SO	BB	IBB	HBP	BLK	WP	HR	S	P	ERA	WHIP										
41 John Lackey, R ERA: 2.7	(1, 1)	7.0	29	7	2	2	3	2	0	0	0	0	1	64	97	2.57	1.286										
Scott Schoeneweis, L ERA: 5.34	(8, 1)	1.0	W	3	0	0	0	0	0	0	0	0	0	6	7	0.00	0.000										
Troy Percival, R ERA: 2.3	(9, 1)	1.0	S	6	3	1	1	0	0	0	0	0	0	11	13	9.00	3.000										

Batter	1	2	3	4	5	6	7	8	9	AB	R	H	RBI	BB	SO	LOB	BOTTOM										
David Eckstein, R OBP: 0.355, SLG: 0.379 (1, 6)	4-1 F9 S HR BB		0-2 F8		0-2 CS		2-1 G6-3		1-2 PB 1B	3	2	1	0	1	0	0	Tampa Bay Devil Rays @ Anaheim Angels Edison International Field, Anaheim, CA Sat Jul 06 2002, 10:05 PM EDT Att: 29,513 - Cloudy - 70 F livebaseballscores.com										
Darin Erstad, L OBP: 0.338, SLG: 0.418 (1, 8)	1-1 F9		0-2 F9				0-1 L6		2-0 S 1B	4	0	1	2	0	0	1											
Tim Salmon, R OBP: 0.372, SLG: 0.515 (1, 10)	2-1 HR				1-0 G6-3		4-2 BB		1-1 F9	3	1	1	2	1	0	1											
16 Garret Anderson, L OBP: 0.314, SLG: 0.517 (1, 7)	2-1 F7				0-0 G5-3		2-0 F7		0-1 F8	4	0	0	0	0	0	2											
Troy Glaus, R OBP: 0.350, SLG: 0.447 (1, 5)	3-2 G5-3				4-1 BB				0-0 G5-3	3	0	0	0	1	0	1											
Brad Fullmer, L OBP: 0.336, SLG: 0.526 Scott Spiezio, S OBP: 0.367, SLG: 0.396 (1, 3) (8, 3)		0-0 G3			2-1 F7				2-3 K	3	0	0	0	0	1	1											
Adam Kennedy, L OBP: 0.335, SLG: 0.441 (1, 4)		2-3 K			3-1 F8				2-2 1B	3	0	1	0	0	1	0											
Bengie Molina, R OBP: 0.286, SLG: 0.327 (1, 2)		1-1 F8			0-1 F8				0-0 F9	3	0	0	0	0	0	1											
Orlando Palmeiro, L OBP: 0.388, SLG: 0.375 (1, 9)					1-2 F8				4-1 PB 1B BB	1	1	0	0	2	0	0											
Inning Stats	R: 2 E: 0 K: 0 S: 10	H: 1 LOB: 0 BB: 1 P: 22	R: 0 E: 0 K: 1 S: 6	H: 0 LOB: 0 BB: 0 P: 9	R: 0 E: 0 K: 0 S: 9	H: 0 LOB: 0 BB: 0 P: 10	R: 0 E: 0 K: 0 S: 5	H: 0 LOB: 1 BB: 1 P: 12	R: 0 E: 0 K: 0 S: 7	H: 0 LOB: 0 BB: 1 P: 14	R: 0 E: 0 K: 0 S: 9	H: 0 LOB: 1 BB: 1 P: 17	R: 0 E: 0 K: 1 S: 12	H: 1 LOB: 1 BB: 0 P: 16	R: 2 E: 0 K: 0 S: 11	H: 2 LOB: 1 BB: 1 P: 22	1B: 3 2B: 0 3B: 0 HR: 1	SF: 0 SAC: 0 DP: 0 HBP: 0	WP: 0 PB: 1 SB: 2 CS: 1	PA: 33							
PITCHER	IP	WLS	BF	H	R	ER	SO	BB	IBB	HBP	BLK	WP	HR	S	P	ERA	WHIP										
Jorge Sosa, R ERA: 5.94	(1, 1)	7.0	26	2	2	2	2	4	0	0	0	0	1	58	100	2.57	0.857										
Jesus Colome, R ERA: 9.74	(8, 1)	1.0	L	6	2	2	0	1	0	0	0	0	0	11	22	18.00	3.000										


Batter	1	2	3	4	5	6	7	8	9	10	AB	R	H	RBI	BB	SO	LOB
Randy Winn, S OBP: 0.358, SLG: 0.484	1-1 HR		3-2 F8			3-1 F7		1-0 L9			4	1	1	1	0	0	2
Brent Abernathy, R OBP: 0.299, SLG: 0.334	2-3 K			1-1 L4		0-1 F8		2-1 P4			4	0	0	0	0	1	0
Steve Cox, L OBP: 0.335, SLG: 0.427	1-0 F8			2-1 G4-3		0-0 F8		3-2 F7			4	0	0	0	0	0	0
Aubrey Huff, L OBP: 0.340, SLG: 0.461	1-3 F9			1-3 K WP		1-0 G3-1		2-2 G6-3			4	0	0	0	0	1	0
Dave McCarty, R OBP: 0.212, SLG: 0.277		1-3 K		1-0 G5-3		2-3 K		0-0 F7			3	0	0	0	0	2	1
Ben Grieve, L OBP: 0.346, SLG: 0.431				1-2 G5-3							1	0	0	0	0	0	0
John Flaherty, R OBP: 0.301, SLG: 0.396		1-0 L8		2-2 G6-3		1-1 2B		3-2 F2			4	0	1	0	0	0	0
Jason Conti, L OBP: 0.313, SLG: 0.319		1-1 CS 1B		0-0 B1-3		1-3 K		4-1 BB			3	0	1	0	1	1	1
Chris Gomez, R OBP: 0.311, SLG: 0.423		1-2 CS 1B		0-0 G5-3		2-2 G5-3		1-0 G5-3		1-0 F3	4	0	0	0	0	0	2
18 Jared Sandberg, R OBP: 0.290, SLG: 0.444			1-3 K			4-2 BB					2	0	0	0	1	2	0

Inning Stats	R: 1	H: 1	E: 0	LOB: 0	K: 1	BB: 0	S: 7	R: 0	H: 1	E: 0	LOB: 0	K: 1	BB: 0	S: 8	R: 0	H: 0	E: 0	LOB: 1	K: 1	BB: 0	S: 8	R: 0	H: 0	E: 0	LOB: 0	K: 0	BB: 0	S: 7	R: 0	H: 1	E: 0	LOB: 2	K: 1	BB: 1	S: 10	R: 0	H: 0	E: 0	LOB: 0	K: 0	BB: 0	S: 8	R: 0	H: 0	E: 0	LOB: 1	K: 0	BB: 1	S: 6	1B: 1	SF: 0	2B: 1	SAC: 0	3B: 0	DP: 0	HR: 1	HBP: 0	WP: 2	PA: 36
PITCHER	IP	WLS	BF	H	R	ER	SO	BB	IBB	HBP	BLK	WP	HR	S	P	ERA	WHIP																																										
Ramon Ortiz, R ERA: 3.21	9.0		31	3	1	7	7	1	0	0	0	2	1	68	111	1.00	0.444																																										
Troy Percival, R ERA: 2.22	10.1	W	4	0	0	0	0	1	0	0	0	0	0	6	14	0.00	1.000																																										

Tampa Bay Devil Rays @ Anaheim Angels
Edison International Field, Anaheim, CA

Sun Jul 07 2002, 8:05 PM EDT
Att: 26,446 - Cloudy - 78 F

AB	33
R	1
H	3
RBI	1
BB	2
SO	7
LOB	6




Batter	1	2	3	4	5	6	7	8	9	10	AB	R	H	RBI	BB	SO	LOB
David Eckstein, R OBP: 0.353, SLG: 0.376	0-1 G4-3		2-1 PO	1-1 1B 16 FC6-4 1B		1-0 F8		0-1 G6-3		1-1 G4-3	5	1	1	0	0	0	2
Darin Erstad, L OBP: 0.342, SLG: 0.419	0-0 F7			3-1 F9		1-0 1B		0-1 1B		4-0 1B DI IBB	4	0	2	0	1	0	1
Tim Salmon, R OBP: 0.373, SLG: 0.513	2-2 G4-3			0-0 16 FC6-4 1B		2-2 F9		0-0 F3		1-2 1B	5	0	2	1	0	0	2
16 Garret Anderson, L OBP: 0.314, SLG: 0.514		0-0 L7		1-2 FC6-4 1B		1-0 F9			1-1 1B		4	0	1	1	0	0	2
Troy Glaus, R OBP: 0.340, SLG: 0.444		3-2 L4		0-0 1-2 3-H 1B		2-2 F8			1-3 K		4	0	1	0	0	1	1
Brad Fullmer, L OBP: 0.335, SLG: 0.521		2-1 L8		1-2 1B		0-0 1B		0-1 F8			4	0	1	0	0	0	3
Scott Spiezio, S OBP: 0.362, SLG: 0.389			0-1 F9		3-3 K		0-0 F8		0-0 F8		4	0	0	0	0	1	2
Bengie Molina, R OBP: 0.285, SLG: 0.326			0-1 F8		2-1 G6-3		0-2 G1-3			0-1 G4-3 SH3-4 1B	4	0	1	0	0	0	1
Jose Nieves, R OBP: 0.312, SLG: 0.319											0	1	0	0	0	0	0
Adam Kennedy, L OBP: 0.335, SLG: 0.440			0-0 PO 1B		2-3 K		2-2 G4-3			0-0 SH3-4	3	0	1	0	0	1	0

Inning Stats	R: 0	H: 0	E: 0	LOB: 0	K: 0	BB: 0	S: 7	R: 0	H: 0	E: 0	LOB: 0	K: 0	BB: 0	S: 7	R: 0	H: 3	E: 0	LOB: 2	K: 0	BB: 0	S: 13	R: 0	H: 0	E: 0	LOB: 0	K: 2	BB: 0	S: 8	R: 0	H: 1	E: 0	LOB: 1	K: 0	BB: 0	S: 9	R: 0	H: 1	E: 0	LOB: 1	K: 1	BB: 0	S: 9	R: 0	H: 1	E: 0	LOB: 1	K: 1	BB: 1	S: 8	1B: 10	SF: 0	2B: 0	SAC: 1	3B: 0	DP: 0	HR: 0	HBP: 0	WP: 0	PA: 40
PITCHER	IP	WLS	BF	H	R	ER	SO	BB	IBB	HBP	BLK	WP	HR	S	P	ERA	WHIP																																										
Tanyon Sturtze, R ERA: 4.52	9.0		34	8	1	3	3	0	0	0	0	0	0	76	111	1.00	0.889																																										
Travis Harper, R ERA: 3.57	10.1	L	5	2	1	0	0	0	1	0	0	0	0	8	14	13.50	3.000																																										

Tampa Bay Devil Rays @ Anaheim Angels
Edison International Field, Anaheim, CA

Sun Jul 07 2002, 8:05 PM EDT
Att: 26,446 - Cloudy - 78 F

AB	37
R	2
H	10
RBI	2
BB	1
SO	3
LOB	14



Batter	1	2	3	4	5	6	7	8	9	AB	R	H	RBI	BB	SO	LOB	TOP					
David Eckstein, R (1, 6) OBP: 0.351, SLG: 0.375	F7			F8		P6			F8	4	0	1	0	0	0	0						
Darin Erstad, L (1, 8) OBP: 0.341, SLG: 0.417	G4-3			F7			FC6-4		F8	4	0	1	0	0	0	1						
Tim Salmon, R (1, 9) OBP: 0.369, SLG: 0.507	F7			K			FC6-4		F9	4	0	0	0	0	1	2						
16 Garret Anderson, L (1, 7) OBP: 0.310, SLG: 0.508		K			F8			F9	L9	4	0	0	0	0	1	2						
Troy Glaus, R (1, 5) OBP: 0.349, SLG: 0.443		G6-4-3		K				G5-3		3	0	1	0	0	1	1						
Scott Spiezio, S (1, 3) OBP: 0.359, SLG: 0.385		G6-4-3		F9					K	3	0	0	0	0	1	1						
Shawn Wooten, R (1, 10) OBP: 0.667, SLG: 1.667				G4-6-3				F7		3	1	2	1	0	0	0						
Bengie Molina, R (1, 2) OBP: 0.286, SLG: 0.326		G4-6-3		F8						3	0	1	0	0	0	1						
Benji Gil, R (1, 4) OBP: 0.310, SLG: 0.457				G4-3					F9	2	0	0	0	0	1	0						
Adam Kennedy, L (7, 4) OBP: 0.333, SLG: 0.438										1	0	0	0	0	0	1						
Inning Stats	R: 0 H: 0 E: 0 K: 0 S: 8	H: 0 LOB: 0 BB: 0 P: 12	R: 0 H: 1 E: 0 K: 1 S: 6	LOB: 0 BB: 0 P: 10	R: 0 H: 1 E: 0 K: 0 S: 6	LOB: 0 BB: 0 P: 7	R: 0 H: 0 E: 0 K: 1 S: 6	LOB: 0 BB: 0 P: 10	R: 0 H: 0 E: 0 K: 1 S: 8	LOB: 0 BB: 0 P: 15	R: 1 H: 1 E: 0 K: 1 S: 11	LOB: 0 BB: 0 P: 16	R: 0 H: 1 E: 0 K: 0 S: 8	LOB: 1 BB: 0 P: 10	R: 0 H: 1 E: 0 K: 1 S: 7	LOB: 1 BB: 0 P: 0	R: 0 H: 1 E: 0 K: 0 S: 6	LOB: 1 BB: 0 P: 7	1B: 5 2B: 0 3B: 0 HR: 1	SF: 0 SAC: 0 DP: 2 HBP: 0	WP: 0 PB: 0 CS: 0	PA: 31
PITCHER Darrell May, L (1, 1) ERA: 4.41	IP: 9.0 WLS: L BF: 31 H: 6 R: 1 ER: 1 SO: 5 BB: 0 IBB: 0 HBP: 0 BLK: 0 WP: 0 HR: 1 S: 66 P: 97 ERA: 1.00 WHIP: 0.667											PITCHER	IP: 9.0 WLS: L BF: 31 H: 6 R: 1 ER: 1 SO: 5 BB: 0 IBB: 0 HBP: 0 BLK: 0 WP: 0 HR: 1 S: 66 P: 97 ERA: 1.00 WHIP: 0.667									

Anaheim Angels @ Kansas City Royals
Kauffman Stadium, Kansas City, MO
Thu Jul 11 2002, 7:05 PM CDT
Att: 13,031 - Cloudy - 83 F

AB	31
R	1
H	6
RBI	1
BB	0
SO	5
LOB	9



Batter	1	2	3	4	5	6	7	8	9	AB	R	H	RBI	BB	SO	LOB	BOTTOM					
Carlos Febles, R (1, 4) OBP: 0.331, SLG: 0.359	K				F3			G4-3		4	0	1	0	0	1	2						
Aaron Guiel, L (1, 9) OBP: 0.333, SLG: 0.404	G4-3			G6-3		K		K		4	0	0	0	0	2	0						
Carlos Beltrán, S (1, 8) OBP: 0.329, SLG: 0.456	F3			BB		F8			BB	2	0	0	0	2	0	0						
29 Mike Sweeney, R (1, 3) OBP: 0.431, SLG: 0.600		F7		P4		F7		F8		4	0	0	0	0	0	2						
Joe Randa, R (1, 5) OBP: 0.346, SLG: 0.459		G4-3		P6		G6-3		F9		4	0	0	0	0	0	2						
Raul Ibanez, L (1, 7) OBP: 0.339, SLG: 0.543		F8			S	G6-3		G6-3		4	0	1	0	0	1	1						
Brandon Berger, R (1, 10) ERA: 3.04				F2						2	0	0	0	0	1	1						
Michael Tucker, L (7, PH) OBP: 0.341, SLG: 0.368				K						1	0	1	0	0	0	0						
Nelfi Perez, S (1, 6) OBP: 0.246, SLG: 0.305				P6		F9		G6-3		3	0	0	0	0	0	2						
A.J. Hinch, R (1, 2) OBP: 0.318, SLG: 0.412				BB				F8		2	0	1	0	1	0	0						
Inning Stats	R: 0 H: 0 E: 0 K: 1 S: 13	H: 0 LOB: 0 BB: 0 P: 18	R: 0 H: 0 E: 0 K: 0 S: 7	LOB: 0 BB: 0 P: 11	R: 0 H: 2 E: 0 K: 0 S: 8	LOB: 2 BB: 0 P: 15	R: 0 H: 0 E: 0 K: 0 S: 17	LOB: 1 BB: 1 P: 26	R: 0 H: 1 E: 0 K: 1 S: 9	LOB: 2 BB: 1 P: 18	R: 0 H: 0 E: 0 K: 1 S: 9	LOB: 0 BB: 0 P: 14	R: 0 H: 1 E: 0 K: 0 S: 8	LOB: 1 BB: 0 P: 9	R: 0 H: 0 E: 0 K: 1 S: 11	LOB: 0 BB: 0 P: 15	R: 0 H: 0 E: 0 K: 1 S: 14	LOB: 1 BB: 1 P: 21	1B: 3 2B: 1 3B: 0 HR: 0	SF: 0 SAC: 0 DP: 0 HBP: 0	WP: 0 PB: 0 CS: 0	PA: 33
PITCHER Jarrod Washburn, L (1, 1) ERA: 2.95	IP: 6.0 WLS: W BF: 22 H: 6 R: 0 ER: 0 SO: 3 BB: 2 IBB: 0 HBP: 0 BLK: 0 WP: 0 HR: 0 S: 63 P: 102 ERA: 0.00 WHIP: 0.833											PITCHER Ben Weber, R (7, 1) ERA: 2.95	IP: 1.2 WLS: H BF: 6 H: 1 R: 0 ER: 0 SO: 0 BB: 0 IBB: 0 HBP: 0 BLK: 0 WP: 0 HR: 0 S: 16 P: 19 ERA: 0.00 WHIP: 0.600									
Scott Schoeneweis, L (8, 1) ERA: 5.32	IP: 0.1 WLS: H BF: 1 H: 0 R: 0 ER: 0 SO: 1 BB: 0 IBB: 0 HBP: 0 BLK: 0 WP: 0 HR: 0 S: 3 P: 5 ERA: 0.00 WHIP: 0.000											Troy Percival, R (9, 1) ERA: 2.15	IP: 1.0 WLS: S BF: 4 H: 0 R: 0 ER: 0 SO: 1 BB: 1 IBB: 0 HBP: 0 BLK: 0 WP: 0 HR: 0 S: 14 P: 21 ERA: 0.00 WHIP: 1.000									

Anaheim Angels @ Kansas City Royals
Kauffman Stadium, Kansas City, MO
Thu Jul 11 2002, 7:05 PM CDT
Att: 13,031 - Cloudy - 83 F

AB	30
R	0
H	4
RBI	0
BB	3
SO	5
LOB	10



Batter	1	2	3	4	5	6	7	8	9	AB	R	H	RBI	BB	SO	LOB	TOP					
David Eckstein, R (1, 6) OBP: 0.357, SLG: 0.377	B1-3		1-2 BB 1B		3-2 1-2 HBP			2-2 L8		3	0	1	0	0	0	0	Anaheim Angels @ Kansas City Royals Kauffman Stadium, Kansas City, MO Sat Jul 13 2002, 6:05 PM CDT Att: 19,504 - Sunny - 81 F					
Darin Erstad, L (1, 8) OBP: 0.335, SLG: 0.407	G3-1		4-2 BB		1-2 L4-6			2-1 G4-3		3	0	0	0	1	0	2						
Tim Salmon, R (1, 9) OBP: 0.370, SLG: 0.503	F8		0-1 L6				0-1 G5-3		3-1 F9	4	0	0	0	0	0	2						
16 Garret Anderson, L (1, 7) OBP: 0.308, SLG: 0.512		0-2 G3-1		0-1 F9		1-1 G3-1			0-2 L7	4	0	0	0	0	0	0						
Troy Glaus, R (1, 5) OBP: 0.351, SLG: 0.436		4-0 BB		3-3 K		2-2 F7			0-2 G6-3	3	0	0	0	1	1	0						
Brad Fullmer, L (1, 10) OBP: 0.331, SLG: 0.516		0-0 F8		0-1 2B			0-1 F8			3	0	1	0	0	0	1						
Shawn Wooten, R (1, 3) OBP: 0.375, SLG: 0.750		1-3 K		0-2 F9			0-0 F5			3	0	0	0	0	1	2						
Jorge Fabregas, L (1, 2) OBP: 0.286, SLG: 0.234			2-1 G4-3		1-0 G6-3		1-1 F8			3	0	0	0	0	0	0						
Adam Kennedy, L (1, 4) OBP: 0.331, SLG: 0.432			0-0 B5-3		1-1 L4-6 HBP 1B		2-1 F8			3	0	1	0	0	0	0						
Inning Stats	R: 0 E: 0 K: 0 S: 5	H: 0 LOB: 0 BB: 0 P: 9	R: 0 E: 0 K: 1 S: 7	H: 0 LOB: 1 BB: 1 P: 12	R: 0 E: 0 K: 0 S: 11	H: 1 LOB: 2 BB: 1 P: 18	R: 0 E: 0 K: 1 S: 10	H: 1 LOB: 1 BB: 0 P: 13	R: 0 E: 0 K: 0 S: 10	H: 0 LOB: 0 BB: 0 P: 16	R: 0 E: 0 K: 0 S: 7	H: 0 LOB: 0 BB: 0 P: 10	R: 0 E: 0 K: 0 S: 5	H: 0 LOB: 0 BB: 0 P: 6	R: 0 E: 0 K: 0 S: 7	H: 0 LOB: 0 BB: 0 P: 13	R: 0 E: 0 K: 0 S: 9	H: 0 LOB: 0 BB: 0 P: 12	1B: 2 2B: 2 3B: 0 HR: 0	SF: 0 SAC: 0 DP: 1 HBP: 1	WP: 0 PB: 0 SB: 0 CS: 0	PA: 32
PITCHER Paul Byrd, R (1, 1) ERA: 3.7	IP: 9.0 WLS: W BF: 32 H: 3 R: 0 ER: 0 SO: 2 BB: 2 IBB: 0 HBP: 1 BLK: 0 WP: 0 HR: 0 S: 71 P: 109 ERA: 0.00 WHIP: 0.556															PITCHER						

Batter	1	2	3	4	5	6	7	8	9	AB	R	H	RBI	BB	SO	LOB	BOTTOM					
Aaron Guiel, L (1, 9) OBP: 0.338, SLG: 0.400	2-2 CS 1B		0-1 CS 1B	1-2 G3-1			1-0 F7			4	1	2	0	0	0	1	Anaheim Angels @ Kansas City Royals Kauffman Stadium, Kansas City, MO Sat Jul 13 2002, 6:05 PM CDT Att: 19,504 - Sunny - 81 F					
Carlos Febles, R (1, 4) OBP: 0.326, SLG: 0.350	4-1 2B 29 SF9 BB		4-2 1B 29 1B BB		0-0 P4		0-3 K			2	2	0	0	2	1	0						
Carlos Beltrán, S (1, 8) OBP: 0.332, SLG: 0.467	1-2 29 SF9 2B		2-1 29 1B		0-0 HR		0-2 G4-3			4	1	3	2	0	0	0						
29 Mike Sweeney, R (1, 3) OBP: 0.427, SLG: 0.596	1-2 SF9		2-1 1B		2-1 F9		1-0 F8			3	0	1	2	0	0	0						
Joe Randa, R (1, 5) OBP: 0.347, SLG: 0.474	2-3 3-H 1-3 K		1-2 1B		1-2 L8		2-2 2B		1-1 F9	4	0	1	0	0	1	3						
Raul Ibanez, L (1, 7) OBP: 0.329, SLG: 0.526		0-2 P4	0-1 G3		3-2 F9		2-2 G3			4	0	0	0	0	0	3						
Michael Tucker, L (1, 10) OBP: 0.333, SLG: 0.358		1-1 F7		1-2 L4		0-0 G3				3	0	0	0	0	0	0						
Nelfi Perez, S (1, 6) OBP: 0.242, SLG: 0.299		1-2 F8		1-0 F8		2-3 K				3	0	0	0	0	1	0						
Brent Mayne, L (1, 2) OBP: 0.291, SLG: 0.253			4-1 CS 1B BB		3-1 1B		2-1 G4-3			2	0	1	0	1	0	0						
Inning Stats	R: 1 E: 0 K: 1 S: 15	H: 2 LOB: 1 BB: 1 P: 23	R: 0 E: 0 K: 0 S: 9	H: 0 LOB: 0 BB: 0 P: 11	R: 2 E: 0 K: 0 S: 17	H: 3 LOB: 2 BB: 2 P: 30	R: 0 E: 0 K: 0 S: 9	H: 1 LOB: 1 BB: 0 P: 15	R: 1 E: 0 K: 0 S: 12	H: 2 LOB: 1 BB: 0 P: 19	R: 0 E: 0 K: 1 S: 6	H: 0 LOB: 0 BB: 0 P: 10	R: 0 E: 0 K: 1 S: 7	H: 0 LOB: 0 BB: 0 P: 8	R: 0 E: 0 K: 0 S: 6	H: 0 LOB: 0 BB: 0 P: 10	R: 0 E: 0 K: 0 S: 6	H: 0 LOB: 0 BB: 0 P: 10	1B: 5 2B: 2 3B: 0 HR: 1	SF: 1 SAC: 0 DP: 0 HBP: 0	WP: 0 PB: 0 SB: 0 CS: 3	PA: 33
PITCHER Aaron Sele, R (1, 1) ERA: 5.68 Brendan Donnelly, R (7, 1) ERA: 5.4 62 Scot Shields, R (8, 1) ERA: 3.21	IP: 6.0 WLS: L BF: 27 H: 8 R: 4 ER: 4 SO: 2 BB: 3 IBB: 0 HBP: 0 BLK: 0 WP: 0 HR: 1 S: 68 P: 108 ERA: 6.00 WHIP: 1.833															PITCHER						

AB	29
R	0
H	3
RBI	0
BB	2
SO	2
LOB	7



AB	29
R	4
H	8
RBI	4
BB	3
SO	3
LOB	7



Batter	1	2	3	4	5	6	7	8	9	AB	R	H	RBI	BB	SO	LOB	TOP										
David Eckstein, R (1, 6) OBP: 0.358, SLG: 0.374	G6-4-3 BB		E1 16 SF8 BB	G4-3		F9		P3		3	1	0	0	2	0	1											
Darin Erstad, L (1, 8) OBP: 0.328, SLG: 0.398	P6		FC5 16 SF8 1B BB		G4-3	G6-3			K	5	1	0	0	0	1	2											
Tim Salmon, R (1, 9) OBP: 0.373, SLG: 0.506	G6-4-3		1B WP BB		2B 1B BB		K		F8	3	2	0	0	2	1	1											
16 Garret Anderson, L (1, 7) OBP: 0.309, SLG: 0.512		F9	SF8		P6			1B 2B	G3	4	1	1	1	0	0	1											
Troy Glaus, R (1, 5) OBP: 0.360, SLG: 0.445										3	1	3	2	1	0	0											
Shawn Wooten, R (1, 2) OBP: 0.308, SLG: 0.538										4	0	1	2	0	2	3											
Jorge Fabregas, L (7, 2) OBP: 0.270, SLG: 0.221			K					F8		0	0	0	0	0	0	0											
Scott Spiezio, S (1, 3) OBP: 0.360, SLG: 0.394			F9					F7		3	0	0	0	1	1	1											
Benji Gil, R (1, 10) OBP: 0.315, SLG: 0.451										1	1	0	0	1	1	0											
Brad Fulmer, L (5, PH) OBP: 0.327, SLG: 0.508			BB E 1B BB		K	F9		P6		2	0	0	0	0	0	2											
Jose Nieves, R (1, 4) OBP: 0.306, SLG: 0.313			E 1B		E1			G6-3		4	1	1	0	0	0	0											
Inning Stats	R: 0 E: 0 K: 0 S: 5	H: 0 LOB: 0 BB: 1 P: 10	R: 0 E: 0 K: 1 S: 6	H: 0 LOB: 0 BB: 1 P: 12	R: 5 E: 2 K: 1 S: 22	H: 2 LOB: 1 BB: 3 P: 42	R: 0 E: 1 K: 2 S: 11	H: 0 LOB: 1 BB: 0 P: 14	R: 2 E: 0 K: 0 S: 10	H: 2 LOB: 2 BB: 2 P: 19	R: 0 E: 0 K: 0 S: 6	H: 0 LOB: 0 BB: 0 P: 10	R: 1 E: 0 K: 1 S: 21	H: 2 LOB: 1 BB: 0 P: 26	R: 0 E: 0 K: 0 S: 7	H: 0 LOB: 0 BB: 0 P: 11	R: 0 E: 0 K: 1 S: 6	H: 0 LOB: 0 BB: 0 P: 8	1B: 4 2B: 2 3B: 0 HR: 0	SF: 1 SAC: 0 DP: 1 HBP: 0	WP: 2 PB: 0 SB: 0 CS: 1	PA: 40					
PITCHER	IP	WLS	BF	H	R	ER	SO	BB	IBB	HBP	BLK	WP	HR	S	P	ERA	WHIP										
Johan Santana, L (1, 1) ERA: 2.8	4.2		25	4	7	3	4	7	0	0	0	2	0	53	96	5.79	2.357										
Kevin Frederick, R (5, 1) ERA: 5.4	1.2		7	2	1	1	1	0	0	0	0	0	0	15	22	5.40	1.200										
LaTroy Hawkins, R (7, 1) ERA: 1.43	1.2	W	5	0	0	0	0	0	0	0	0	0	0	20	26	0.00	0.000										
Eddie Guardado, L (9, 1) ERA: 2.8	1.0	S	3	0	0	0	1	0	0	0	0	0	0	6	8	0.00	0.000										

Anaheim Angels @ Minnesota Twins
Hubert H. Humphrey Metrodome, Minneapolis, MN

AB 32
R 8
H 6
RBI 5
BB 7
SO 6
LOB 11



WP: 2
PB: 0
SB: 0
CS: 1

PA: 40

Batter	1	2	3	4	5	6	7	8	9	AB	R	H	RBI	BB	SO	LOB	BOTTOM										
Jacque Jones, L (1, 7) OBP: 0.320, SLG: 0.459	G5-3 1B		P6		E6 1B BB	F7				4	1	1	0	0	0	2											
Bobby Kielty, S (8, PH) OBP: 0.437, SLG: 0.515								HR 1B		1	1	1	0	0	0	0											
Cristian Guzman, S (1, 6) OBP: 0.274, SLG: 0.352	L4		K		1B G4-3 BB		G6-3	HR 1B		4	2	1	3	1	1	1											
Doug Mientkiewicz, L (1, 3) OBP: 0.379, SLG: 0.355	G5-3		F8		1B G4-3 1B		F7	K		5	0	1	2	0	1	2											
Corey Koskie, L (1, 5) OBP: 0.390, SLG: 0.471	G3				G4-3		HR 1B			4	1	1	1	0	0	2											
Tori Hunter, R (1, 8) OBP: 0.352, SLG: 0.575		K2-3 5 G6-3 1B		K G1-6-3	1B		HR			4	2	3	2	0	1	0											
David Ortiz, L (1, 10) OBP: 0.314, SLG: 0.423		K2-3		G1-6-3	K		F7			4	0	0	0	0	2	4											
5 Michael Cuddyer, R (1, 9) OBP: 0.273, SLG: 0.364		G5-3			K		F8			4	0	0	1	0	1	0											
Tom Prince, R (9, 2) OBP: 0.340, SLG: 0.488								F8		0	0	0	0	0	0	0											
A.J. Pierzynski, L (1, 2) OBP: 0.345, SLG: 0.482		G3			WP 2B 1B		G4-3			3	1	1	0	0	0	0											
Dustan Mohr, R (8, PH) OBP: 0.349, SLG: 0.466								K		1	0	0	0	0	1	0											
Luis Rivas, R (1, 4) OBP: 0.326, SLG: 0.367			F8		1B 2B			HR 1B		4	2	3	1	0	0	0											
Inning Stats	R: 0 E: 0 K: 0 S: 5	H: 1 LOB: 1 BB: 0 P: 7	R: 1 E: 0 K: 1 S: 9	H: 1 LOB: 0 BB: 0 P: 16	R: 0 E: 0 K: 1 S: 10	H: 0 LOB: 1 BB: 0 P: 15	R: 0 E: 0 K: 1 S: 8	H: 0 LOB: 0 BB: 0 P: 12	R: 4 E: 1 K: 2 S: 19	H: 4 LOB: 2 BB: 1 P: 29	R: 0 E: 0 K: 0 S: 8	H: 1 LOB: 1 BB: 0 P: 10	R: 2 E: 0 K: 0 S: 14	H: 2 LOB: 0 BB: 0 P: 19	R: 3 E: 0 K: 2 S: 16	H: 3 LOB: 0 BB: 0 P: 21	R: 0 E: 0 K: 1 S: 6	H: 0 LOB: 0 BB: 0 P: 8	1B: 8 2B: 2 3B: 0 HR: 2	SF: 0 SAC: 0 DP: 1 HBP: 0	WP: 3 PB: 0 SB: 1 CS: 0	PA: 39					
PITCHER	IP	WLS	BF	H	R	ER	SO	BB	IBB	HBP	BLK	WP	HR	S	P	ERA	WHIP										
41 John Lackey, R (1, 1) ERA: 3.12	6.0		28	7	5	3	5	1	0	0	0	3	0	59	89	4.50	1.333										
Scott Schoeneweis, L (7, 1) ERA: 5.57	2.0	L	11	5	5	5	2	0	0	0	0	0	2	30	40	22.50	2.500										

Anaheim Angels @ Minnesota Twins
Hubert H. Humphrey Metrodome, Minneapolis, MN

AB 38
R 10
H 12
RBI 10
BB 1
SO 7
LOB 11



WP: 3
PB: 0
SB: 1
CS: 0

PA: 39

Mon Jul 15 2002, 8:05 PM EDT
Att: 19,189 - Dome - 72 F

livebaseballscores.com

Batter	1	2	3	4	5	6	7	8	9	AB	R	H	RBI	BB	SO	LOB	TOP								
David Eckstein, R (1, 6) OBP: 0.353, SLG: 0.368	P4		G6-3			F8	K		F7	5	0	0	0	0	1	3	Anaheim Angels @ Minnesota Twins Hubert H. Humphrey Metrodome, Minneapolis, MN Tue Jul 16 2002, 1:05 PM EDT Att: 26,258 - Dome - 72 F livebaseballscorecards.com								
Orlando Palmeiro, L (1, 7) OBP: 0.362, SLG: 0.368	G4-3			G5-3		16 FC4-6 1B		G4-3		4	1	1	0	0	0	0									
Tim Salmon, R (1, 9) OBP: 0.377, SLG: 0.509				16 HR 2B		16 FC4-6 BB		K		2	1	1	0	1	1	0									
16 Garret Anderson, L (1, 8) OBP: 0.309, SLG: 0.517	F7			2H HR		FC4-6 1B		L8		4	1	1	2	0	0	3									
Troy Glaus, R (1, 5) OBP: 0.361, SLG: 0.446		G5-3		P6					G1-6-3 1B	4	0	2	1	0	0	0									
Shawn Wooten, R (1, 10) OBP: 0.235, SLG: 0.412	L3			K					G1-6-3 1-2	4	0	0	0	0	1	3									
Benji Gil, R (1, 3) Scott Spiezio, S (7, PH) OBP: 0.361, SLG: 0.392	K				F5		G3		S 1B BB	2	0	0	0	0	1	0									
Bengie Molina, R (1, 2) OBP: 0.289, SLG: 0.332			P5		F8		G5-3		HBP 1B	4	0	1	1	0	0	0									
Adam Kennedy, L (1, 4) OBP: 0.336, SLG: 0.432			K		F7				1-2 HBP	3	0	1	0	0	1	0									
Inning Stats	R: 0 E: 0 K: 0 S: 13	H: 0 LOB: 1 BB: 0 P: 18	R: 0 E: 0 K: 1 S: 8	H: 0 LOB: 0 BB: 0 P: 12	R: 0 E: 0 K: 1 S: 12	H: 0 LOB: 0 BB: 0 P: 16	R: 2 E: 0 K: 1 S: 20	H: 2 LOB: 0 BB: 0 P: 27	R: 0 E: 0 K: 0 S: 5	H: 0 LOB: 2 BB: 0 P: 5	R: 1 E: 0 K: 0 S: 14	H: 2 LOB: 2 BB: 1 P: 26	R: 0 E: 0 K: 1 S: 15	H: 1 LOB: 1 BB: 0 P: 18	R: 0 E: 0 K: 1 S: 7	H: 0 LOB: 0 BB: 0 P: 11	R: 1 E: 0 K: 0 S: 10	H: 2 LOB: 2 BB: 1 P: 20	1B: 5 2B: 1 3B: 0 HR: 1	SF: 0 SAC: 0 DP: 1 HBP: 2	WP: 0 PB: 0 SB: 1 CS: 0	PA: 37			
PITCHER	IP	WLS	BF	H	R	ER	SO	BB	IBB	HBP	BLK	WP	HR	S	P	ERA	WHIP								
Eric Milton, L (1, 1) ERA: 5.11	6.0	L	24	4	3	3	3	1	0	1	0	0	1	72	104	4.50	0.833								
Michael Jackson, R (7, 1) ERA: 2.54	1.0		4	1	0	0	1	0	0	0	0	0	0	15	18	0.00	1.000								
J.C. Romero, L (8, 1) ERA: 2.13	2.0		9	2	1	1	1	1	0	1	0	0	0	17	31	4.50	1.500								

Batter	1	2	3	4	5	6	7	8	9	AB	R	H	RBI	BB	SO	LOB	BOTTOM									
Luis Rivas, R (1, 4) OBP: 0.316, SLG: 0.355	G5-3		F8		K		G1-3		FC4 BB	4	0	0	0	0	1	1	Anaheim Angels @ Minnesota Twins Hubert H. Humphrey Metrodome, Minneapolis, MN Tue Jul 16 2002, 1:05 PM EDT Att: 26,258 - Dome - 72 F livebaseballscorecards.com									
David Ortiz, L (9, PH) OBP: 0.317, SLG: 0.423										0	0	0	0	1	0	0										
Cristian Guzman, S (1, 6) OBP: 0.276, SLG: 0.366	L9 1B		HR		2H 2B		F8		FC4 1-2	5	1	3	2	0	0	2										
Tori Hunter, R (1, 8) OBP: 0.357, SLG: 0.575	BB 1B		G5-3 1B		BB		G6-3			3	0	2	0	1	0	0										
Matthew LeCroy, R (1, 10) OBP: 0.323, SLG: 0.500	L9		G5-3		P4			K		3	0	0	0	0	0	5										
Jacque Jones, L (8, PH) OBP: 0.320, SLG: 0.458	2-3		G5-3		F8			K		1	0	0	0	0	1	0										
Bobby Kielty, S (1, 7) OBP: 0.433, SLG: 0.506	BB		G5-3		F8			G1-3		3	0	0	0	1	0	3										
5 Michael Cuddyer, R (1, 3) OBP: 0.214, SLG: 0.286	K				K		L1		G3	3	0	0	0	0	2	3										
Douglas Mientkiewicz, L (7, 3) OBP: 0.379, SLG: 0.354										1	0	0	0	0	0	0										
Dustin Mohr, R (1, 9) OBP: 0.345, SLG: 0.460		F3		F8		F7		G1-3 BB		3	0	0	0	0	0	0	Anaheim Angels @ Minnesota Twins Hubert H. Humphrey Metrodome, Minneapolis, MN Tue Jul 16 2002, 1:05 PM EDT Att: 26,258 - Dome - 72 F livebaseballscorecards.com									
Corey Koskie, L (9, PH) OBP: 0.392, SLG: 0.471										0	0	0	0	1	0	0										
Tom Prince, R (1, 2) OBP: 0.351, SLG: 0.488					CS BB			L4		2	0	1	0	1	1	0										
A.J. Pierzynski, L (9, PH) OBP: 0.344, SLG: 0.481		K								1	0	0	0	0	0	1										
Denny Hocking, S (1, 5) OBP: 0.327, SLG: 0.339		F8		CS 1 SAFE	2B 2B		G3		G1-3 1-2	4	1	1	0	0	0	2										
Inning Stats	R: 0 E: 0 K: 1 S: 15	H: 2 LOB: 3 BB: 1 P: 25	R: 0 E: 0 K: 1 S: 11	H: 0 LOB: 0 BB: 0 P: 17	R: 1 E: 0 K: 0 S: 13	H: 2 LOB: 1 BB: 0 P: 20	R: 0 E: 0 K: 1 S: 19	H: 0 LOB: 0 BB: 1 P: 29	R: 1 E: 0 K: 1 S: 11	H: 2 LOB: 2 BB: 1 P: 23	R: 0 E: 0 K: 0 S: 10	H: 1 LOB: 1 BB: 0 P: 14	R: 0 E: 0 K: 0 S: 4	H: 0 LOB: 0 BB: 0 P: 7	R: 0 E: 0 K: 1 S: 8	H: 0 LOB: 0 BB: 0 P: 11		R: 0 E: 0 K: 0 S: 9	H: 0 LOB: 2 BB: 2 P: 20	1B: 4 2B: 2 3B: 0 HR: 1	SF: 0 SAC: 0 DP: 0 HBP: 0	WP: 0 PB: 0 SB: 0 CS: 1	PA: 39			
PITCHER	IP	WLS	BF	H	R	ER	SO	BB	IBB	HBP	BLK	WP	HR	S	P	ERA		WHIP								
Jarrod Washburn, L (1, 1) ERA: 3.03	6.0	W	27	7	2	2	4	3	0	0	0	0	0	79	128	3.00		1.667								
62 Scott Shields, R (7, 1) ERA: 2.51	2.0	H	6	0	0	0	1	0	0	0	0	0	0	12	18	0.00	0.000									
Ben Weber, R (9, 1) ERA: 2.89	1.0	S	5	0	0	0	0	2	0	0	0	0	0	9	20	0.00	2.000									

Batter	1	2	3	4	5	6	7	8	9	AB	R	H	RBI	BB	SO	LOB	TOP
David Eckstein, R (1, 6) OBP: 0.354, SLG: 0.374	F8		G6-3			G5-3		P4		4	0	0	0	0	0	2	Anaheim Angels @ Oakland Athletics Network Associates Coliseum, Oakland, CA Thu Jul 18, 2002, 10:05 PM EDT Att: 15,733 - Cloudy - 63 F
Orlando Palmeiro, L (1, 7) OBP: 0.355, SLG: 0.351	1B			G1-2-3		F5		G4-3		3	0	1	0	1	0	2	
Tim Salmon, R (1, 9) OBP: 0.378, SLG: 0.506	F8			G1-2-3		K			1B	4	0	2	0	0	1	1	
16 Garret Anderson, L (1, 8) OBP: 0.314, SLG: 0.528	K			G1-2-3			F7		1B	4	0	2	0	0	1	1	
Troy Glaus, R (1, 5) OBP: 0.355, SLG: 0.437		K		G1-2-3			F8		F9	4	0	0	0	0	1	5	
Shawn Wooten, R (1, 10) OBP: 0.190, SLG: 0.333	F9			P6			F8		F8	4	0	0	0	0	0	4	
Benji Gil, R (1, 4) Adam Kennedy, L (9, PH) OBP: 0.339, SLG: 0.433	G1-3					F7		SH1-4	1B	3	0	1	0	0	0	0	
Scott Spiezio, S (1, 3) OBP: 0.364, SLG: 0.397			P4			F7		SH1-4	BB	2	0	0	0	1	0	0	
José Molina, R (1, 2)			L9			K		SH1-4		2	0	0	0	0	1	0	
Inning Stats	R: 0 H: 1 E: 0 K: 1 S: 10	H: 1 LOB: 1 BB: 0 P: 15	R: 0 H: 0 E: 0 K: 1 S: 7	H: 0 LOB: 0 BB: 0 P: 13	R: 0 H: 0 E: 0 K: 0 S: 11	H: 2 LOB: 2 BB: 1 P: 20	R: 0 H: 0 E: 0 K: 1 S: 8	H: 0 LOB: 0 BB: 0 P: 11	R: 0 H: 1 E: 0 K: 0 S: 14	H: 2 LOB: 2 BB: 1 P: 20	R: 0 H: 2 E: 0 K: 1 S: 9	H: 2 LOB: 2 BB: 0 P: 13	1B: 6 2B: 0 3B: 0 HR: 0	SF: 0 SAC: 1 DP: 1 HBP: 0	WP: 0 PB: 0 SB: 1 CS: 0	PA: 34	
PITCHER	IP WLS BF H R ER SO BB IBB HBP BLK WP HR S P ERA WHIP																
Barry Zito, L (1, 1) ERA: 3.12	7.1 W 27 4 0 0 4 2 0 0 0 0 0 69 105 0.00 0.818																
Chad Bradford, R (8, 1) ERA: 1.53	0.2 H 2 0 0 0 0 0 0 0 0 0 0 6 8 0.00 0.000																
Billy Koch, R (9, 1) ERA: 3.04	1.0 S 5 2 0 0 1 0 0 0 0 0 0 9 13 0.00 2.000																

Batter	1	2	3	4	5	6	7	8	9	AB	R	H	RBI	BB	SO	LOB	BOTTOM
Mark Ellis, R (1, 4) OBP: 0.336, SLG: 0.383	K		L5			SH3-4				3	0	1	0	0	1	0	Anaheim Angels @ Oakland Athletics Network Associates Coliseum, Oakland, CA Thu Jul 18, 2002, 10:05 PM EDT Att: 15,733 - Cloudy - 63 F
Scott Hatteberg, L (1, 3) Eric Byrnes, R (8, 7) OBP: 0.394, SLG: 0.429 OBP: 0.283, SLG: 0.455	F5		G3		F8		K			4	0	0	0	0	1	2	
Miguel Tejada, R (1, 6) OBP: 0.341, SLG: 0.495	HR		BB		G6-4-3		G5-3			3	1	1	1	0	0	2	
David Justice, L (1, 10) OBP: 0.405, SLG: 0.399	G4-3		BB			1B		HBP	BB	2	0	1	0	2	0	0	
Jermaine Dye, R (1, 9) OBP: 0.343, SLG: 0.439		1B	F9			P4		K		4	1	1	0	0	1	4	
3 Eric Chavez, L (1, 5) OBP: 0.325, SLG: 0.506	F8				FC4-6		K			4	0	2	0	0	1	2	
John Mabry, L (1, 7) OBP: 0.364, SLG: 0.539					FC4-6		K			3	0	1	1	0	1	3	
Olmedo Saenz, R (8, PH) OBP: 0.379, SLG: 0.541	1B						K			0	0	0	0	0	0	0	
Ramon Hernandez, R (1, 2) OBP: 0.296, SLG: 0.319	K				K		F9		F8	4	0	0	0	0	2	6	
Terrence Long, L (1, 8) OBP: 0.303, SLG: 0.372	G4-3				F5		SH3-4			3	0	1	0	0	0	2	
Inning Stats	R: 1 H: 1 E: 0 K: 1 S: 12	H: 2 LOB: 1 BB: 0 P: 17	R: 1 H: 2 E: 0 K: 1 S: 11	H: 2 LOB: 1 BB: 0 P: 14	R: 0 H: 0 E: 0 K: 0 S: 9	H: 1 LOB: 1 BB: 1 P: 20	R: 0 H: 1 E: 0 K: 1 S: 11	H: 1 LOB: 1 BB: 0 P: 18	R: 0 H: 2 E: 0 K: 1 S: 15	H: 2 LOB: 2 BB: 0 P: 19	R: 0 H: 1 E: 0 K: 2 S: 13	H: 0 LOB: 2 BB: 1 P: 22	1B: 6 2B: 1 3B: 0 HR: 1	SF: 0 SAC: 1 DP: 1 HBP: 2	WP: 0 PB: 0 SB: 0 CS: 0	PA: 35	
PITCHER	IP WLS BF H R ER SO BB IBB HBP BLK WP HR S P ERA WHIP																
Aaron Sele, R (1, 1) ERA: 4.93	7.0 L 30 2 2 2 2 1 0 1 0 0 0 0 8 13 0.00 1.500																
Scott Schoeneweis, L (8, 1) ERA: 5.49	0.2 3 0 0 0 2 1 0 0 0 0 0 0 8 13 0.00 1.500																
Brendan Donnelly, R (8, 1) ERA: 4.09	0.1 2 0 0 0 0 0 0 1 0 0 0 0 5 9 0.00 0.000																



Batter	1	2	3	4	5	6	7	8	9	AB	R	H	RBI	BB	SO	LOB	TOP																	
51 Ichiro Suzuki, L (1, 9) OBP: 0.425, SLG: 0.473		G1-3		FC4-6 1B				K		4	2	1	0	1	1	2	Seattle Mariners @ Anaheim Angels Edison International Field, Anaheim, CA Sat Jul 20 2002, 10:05 PM EDT Att: 43,109 - Sunny - 70 F																	
Mark McLemore, S (1, 8) OBP: 0.381, SLG: 0.427				CS G3 BB				G6-3		0	0	0	0	1	0	0																		
Mike Cameron, R (1, FR) OBP: 0.332, SLG: 0.468				BB						2	1	0	0	2	1																			
John Olerud, L (1, 3) OBP: 0.415, SLG: 0.535			G3					G3-1		5	1	2	2	0	0	1																		
Edgar Martinez, R (1, 10) OBP: 0.368, SLG: 0.440				BB				G6-3		5	0	2	2	0	1	2																		
Bret Boone, R (1, 4) OBP: 0.313, SLG: 0.403	F9																																	
Ruben Sierra, S (1, 7) OBP: 0.342, SLG: 0.472	G6-3																																	
Charles Gipson, R (7, FR) OBP: 0.377, SLG: 0.457																																		
Jeff Cirillo, R (1, 5) OBP: 0.291, SLG: 0.324																																		
Dan Wilson, R (1, 2) OBP: 0.333, SLG: 0.395																																		
Desi Relaford, S (1, 6) OBP: 0.339, SLG: 0.321																																		
Inning Stats	R: 3 E: 0 K: 0 S: 10	H: 2 LOB: 1 BB: 2 P: 23	R: 0 E: 0 K: 0 S: 11	H: 1 LOB: 1 BB: 0 P: 16	R: 0 E: 0 K: 0 S: 12	H: 1 LOB: 2 BB: 2 P: 25	R: 2 E: 0 K: 1 S: 17	H: 3 LOB: 2 BB: 1 P: 32	R: 0 E: 0 K: 1 S: 6	H: 0 LOB: 0 BB: 0 P: 9	R: 0 E: 0 K: 3 S: 11	H: 1 LOB: 1 BB: 0 P: 19	R: 0 E: 0 K: 1 S: 11	H: 1 LOB: 2 BB: 1 P: 21	R: 1 E: 0 K: 2 S: 17	H: 1 LOB: 0 BB: 0 P: 20	R: 0 E: 0 K: 0 S: 9	H: 0 LOB: 0 BB: 0 P: 14	1B: 7 2B: 2 3B: 0 HR: 1	SF: 0 SAC: 0 DP: 1 HBP: 0	WP: 0 PB: 1 SB: 1 CS: 1	PA: 41												
PITCHER	IP WLS BF H R ER SO BB IBB HBP BLK WP HR S P ERA WHIP																																	
41 John Lackey, R (1, 1) ERA: 3.94	3.2	21	7	5	4	0	5	0	0	0	0	0	0	0	47	90	9.82	3.273																
Brendan Donnelly, R (4, 1) ERA: 3.38	2.1	8	1	0	0	5	0	0	0	0	0	0	0	20	34	0.00	0.429																	
62 Scot Shields, R (7, 1) ERA: 3.15	2.0	W	9	2	1	1	3	0	1	0	0	0	0	1	28	46	4.50	1.000																
Scott Schoeneweis, L (9, 1) ERA: 5.47	0.1	H	1	0	0	0	0	0	0	0	0	0	0	3	6	0.00	0.000																	
Ben Weber, R (9, 1) ERA: 2.94	0.2	S	2	0	0	0	0	0	0	0	0	0	0	6	8	0.00	0.000																	

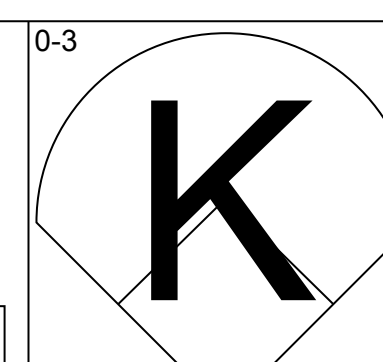
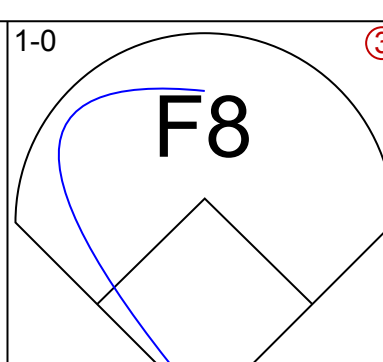
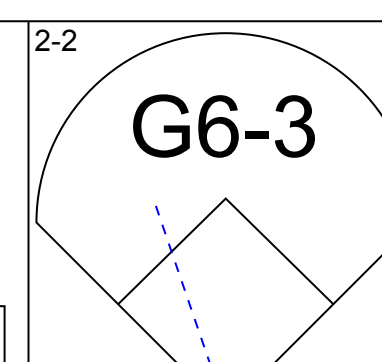
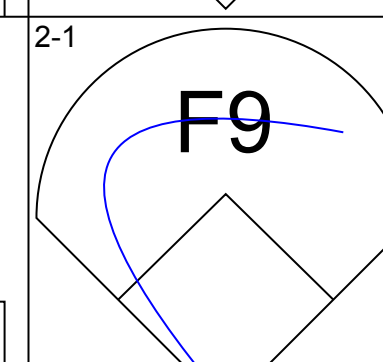
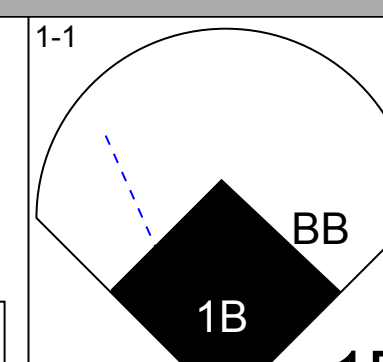
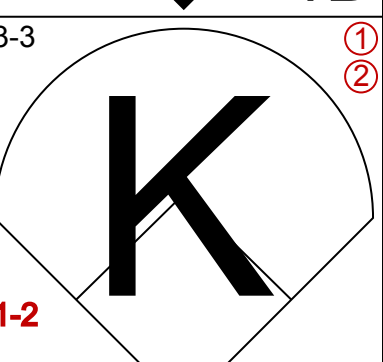
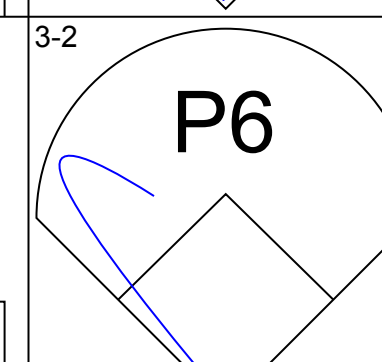
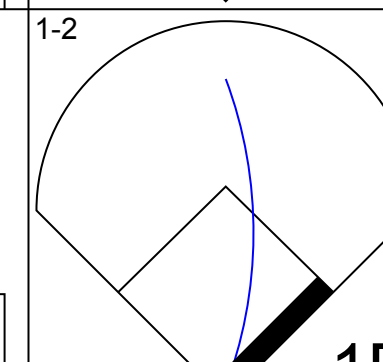
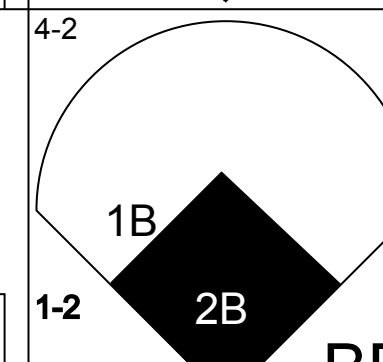
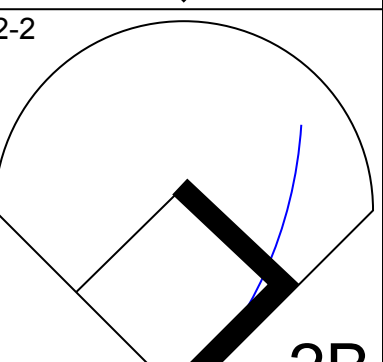
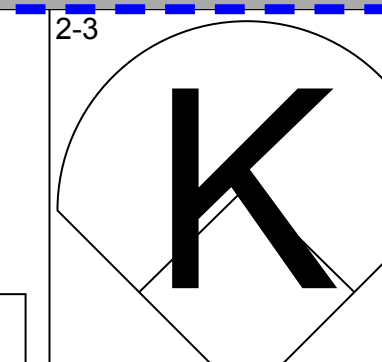
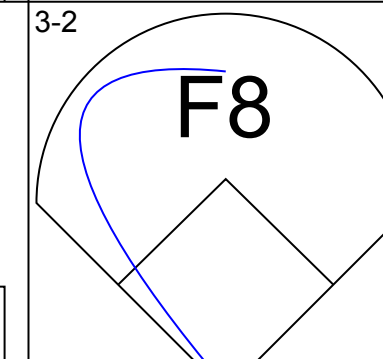
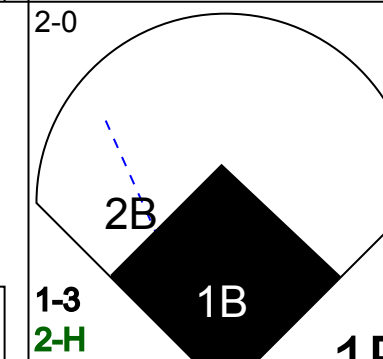
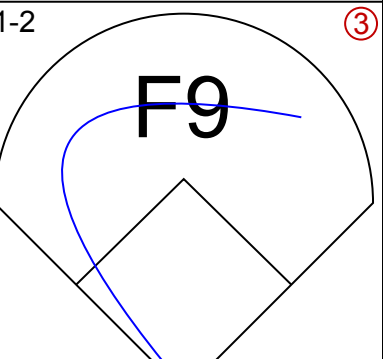
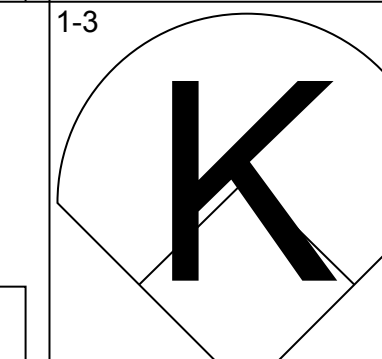
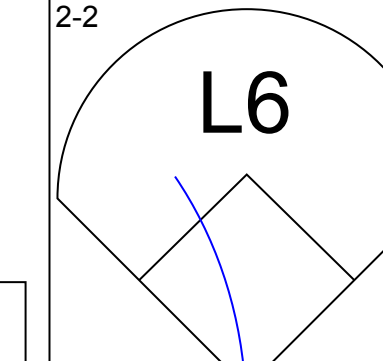
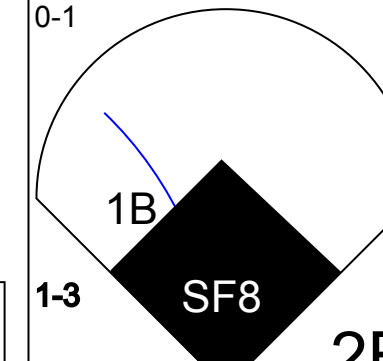
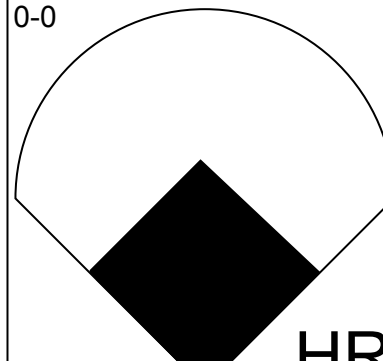
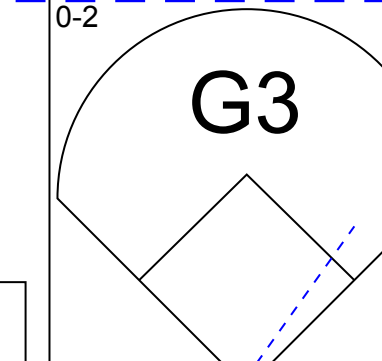
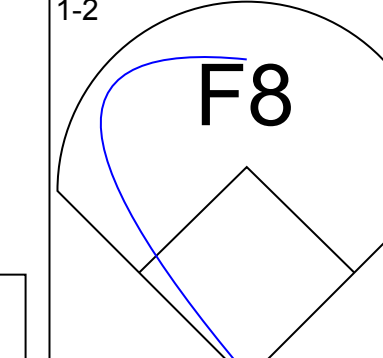
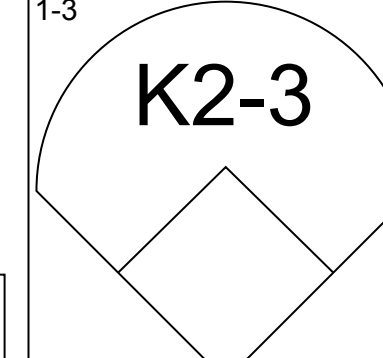
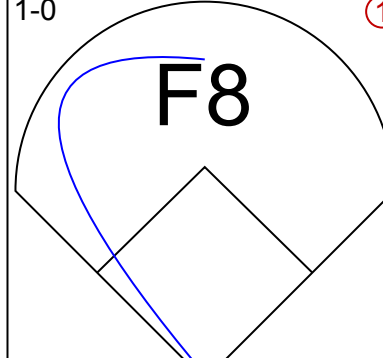
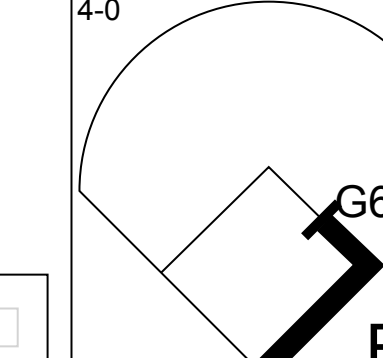
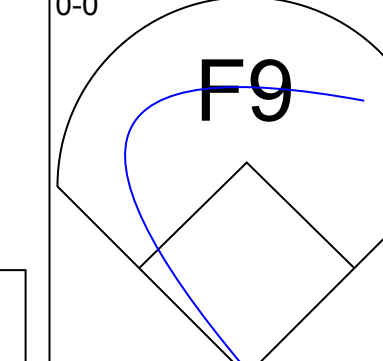
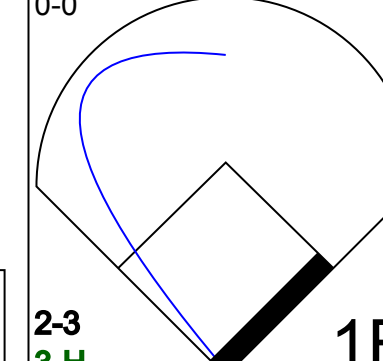
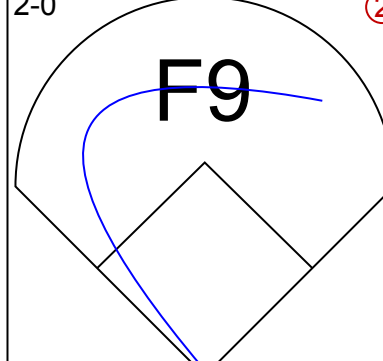
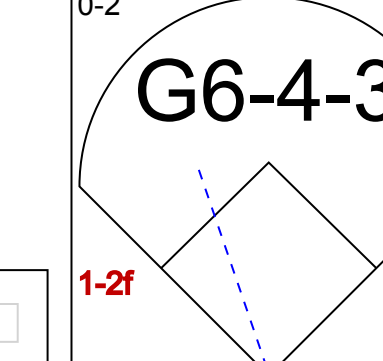
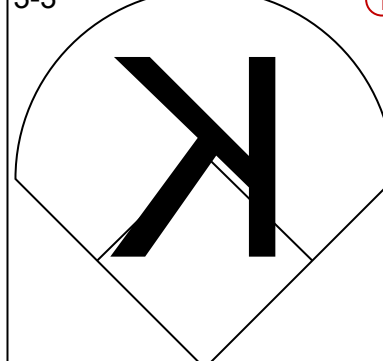
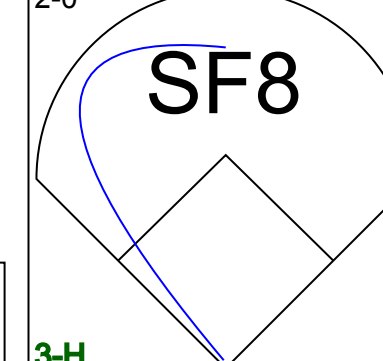
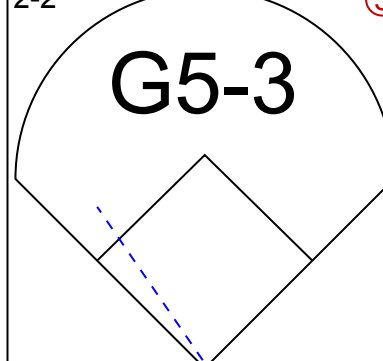
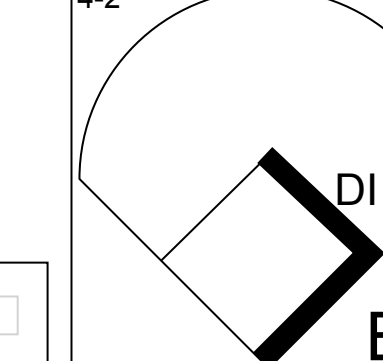
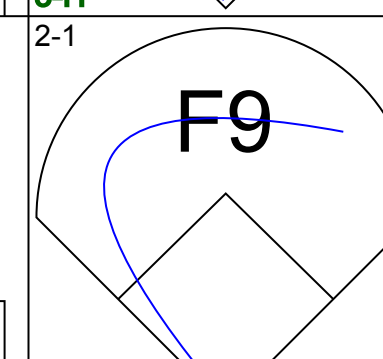
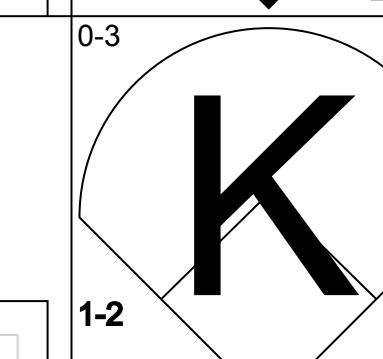
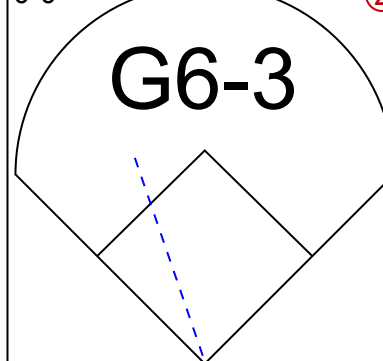
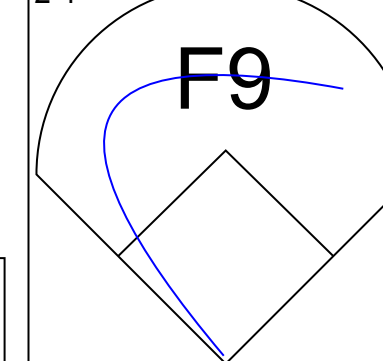
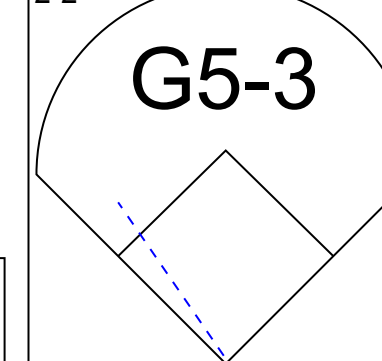
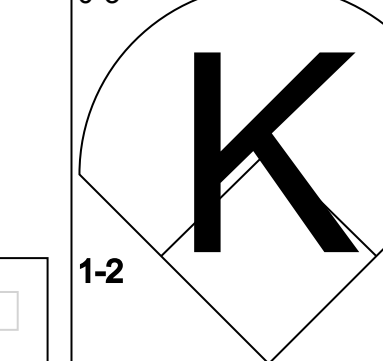
AB	35
R	6
H	10
RBI	6
BB	6
SO	8
LOB	17



Batter	1	2	3	4	5	6	7	8	9	AB	R	H	RBI	BB	SO	LOB	BOTTOM																
David Eckstein, R (1, 6) OBP: 0.360, SLG: 0.382		FC4								4	1	2	0	0	1	1	Seattle Mariners @ Anaheim Angels Edison International Field, Anaheim, CA Sat Jul 20 2002, 10:05 PM EDT Att: 43,109 - Sunny - 70 F																
Darin Erstad, L (1, 8) OBP: 0.335, SLG: 0.403										5	2	2	0	0	0	4																	
Tim Salmon, R (1, 9) OBP: 0.384, SLG: 0.519	F7									4	1	1	1	0	0	3																	
16 Garret Anderson, L (1, 7) OBP: 0.320, SLG: 0.533										4	0	2	2	0	1	2																	
Troy Glaus, R (1, 5) OBP: 0.356, SLG: 0.442	F8									3	1	1	3	1	0	3																	
Brad Fullmer, L (1, 10) OBP: 0.329, SLG: 0.500										3	0	0	0	1	0	1																	
Scott Spiezio, S (1, 3) OBP: 0.366, SLG: 0.405										4	1	1	1	0	1	3																	
Jorge Fabregas, L (1, 2) OBP: 0.268, SLG: 0.224										4	0	1	0	0	0	0																	
Adam Kennedy, L (1, 4) OBP: 0.336, SLG: 0.428										3	1	0	0	1	0	1																	
Inning Stats	R: 1 E: 0 K: 1 S: 18	H: 3 LOB: 3 BB: 1 P: 29	R: 0 E: 0 K: 0 S: 7	H: 1 LOB: 1 BB: 0 P: 8	R: 0 E: 0 K: 0 S: 6	H: 0 LOB: 1 BB: 1 P: 12	R: 0 E: 0 K: 0 S: 8	H: 0 LOB: 0 BB: 0 P: 11	R: 1 E: 1 K: 1 S: 10	H: 2 LOB: 1 BB: 0 P: 15	R: 0 E: 0 K: 0 S: 7	H: 0 LOB: 0 BB: 0 P: 12	R: 4 E: 0 K: 1 S: 19	H: 2 LOB: 0 BB: 1 P: 29	R: 1 E: 0 K: 0 S: 6	H: 2 LOB: 1 BB: 0 P: 10		1B: 8 2B: 0 3B: 0 HR: 2	SF: 0 SAC: 0 DP: 0 HBP: 1	WP: 0 PB: 0 SB: 0 CS: 0	PA: 38												
PITCHER	IP WLS BF H R ER SO BB IBB HBP BLK WP HR S P ERA WHIP																																
Ryan Franklin, R (1, 1) ERA: 3.91	5.0	23	6	2	1	2	2	0	0	0	0	0	0	49	75	1.80	1.600																
Shigetoshi Hasegawa, R (6, 1) ERA: 1.56	1.0	H	5	0	2	2	0	1	0	1	0	0	0	11	22	18.00	1.000																
Arthur Rhodes, L (7, 1) ERA: 3.13	2.0	L	10	4	3	3	1	0	0	0	0	0	2	21	29	13.50	2.000																

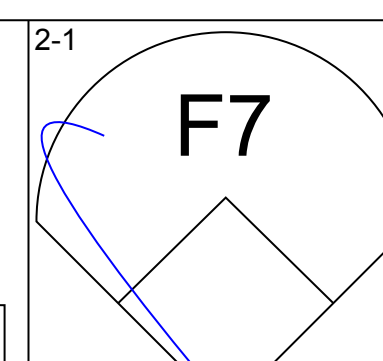
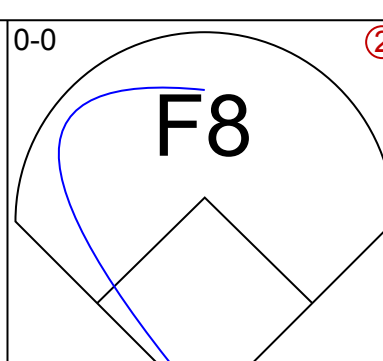
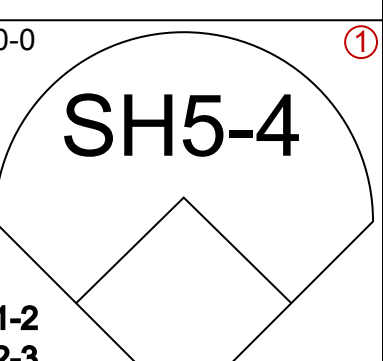
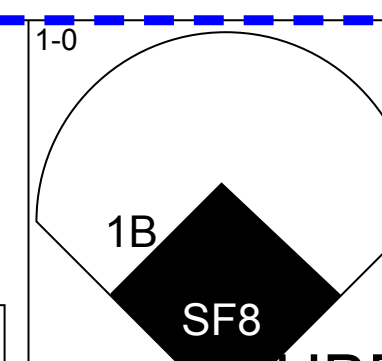
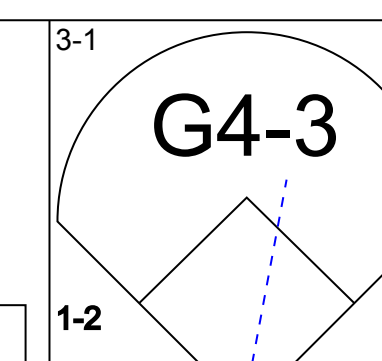
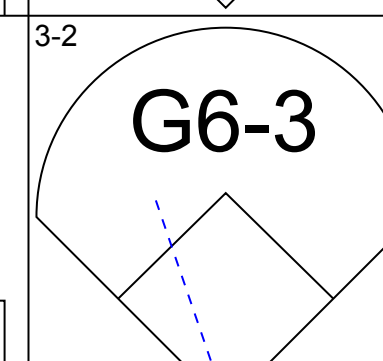
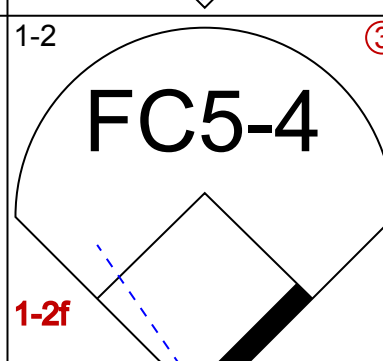
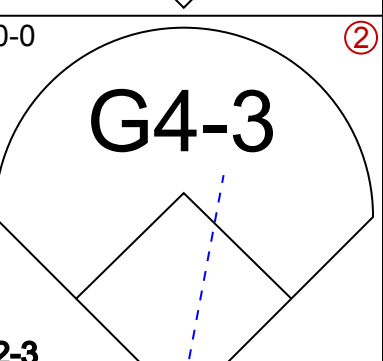
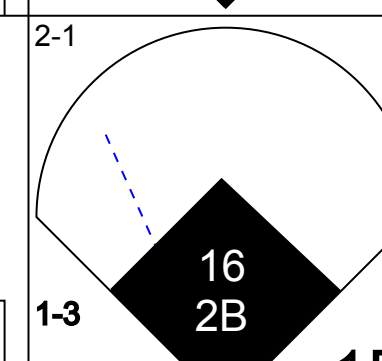
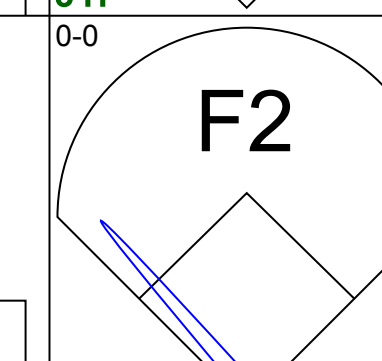
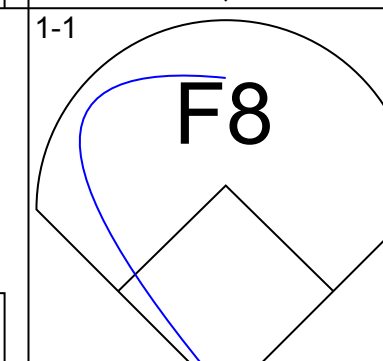
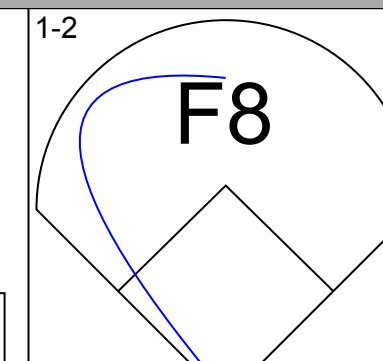
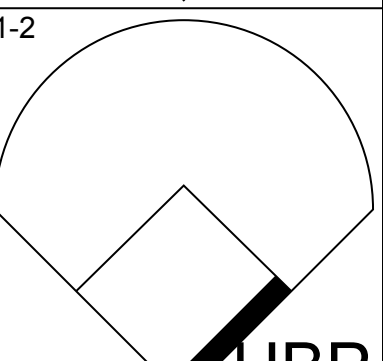
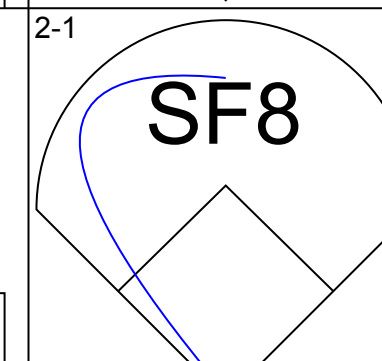
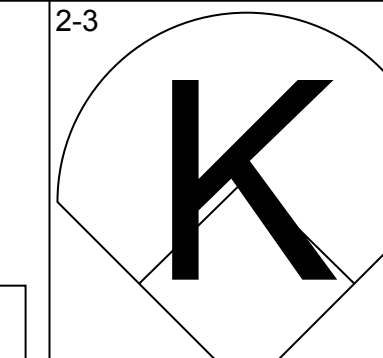
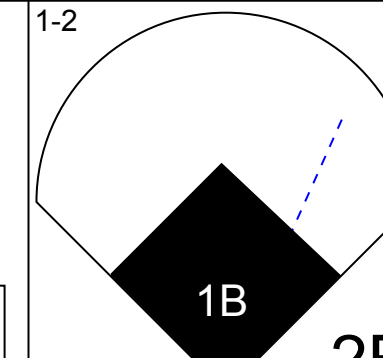
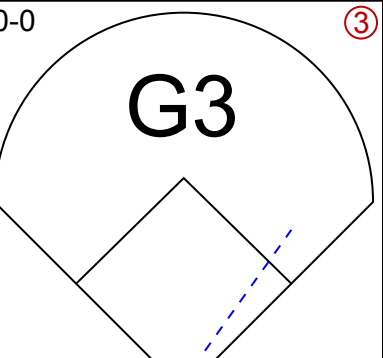
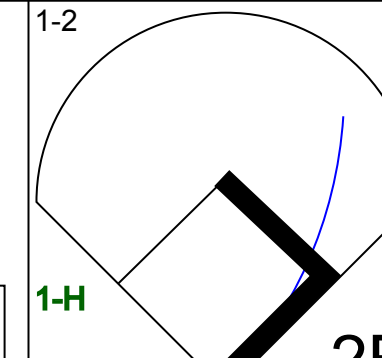
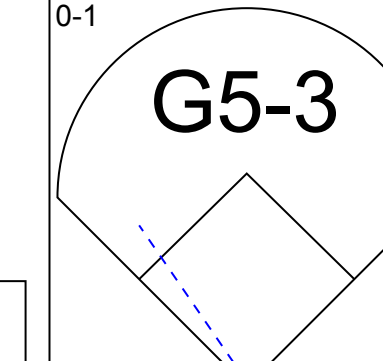
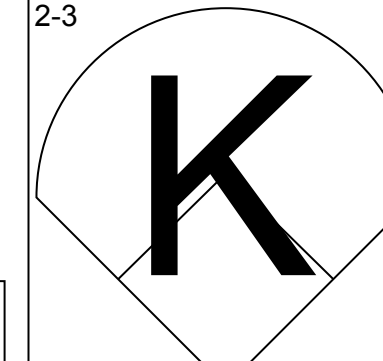
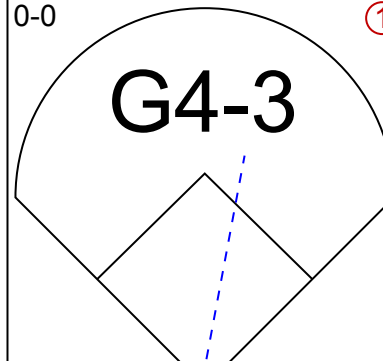
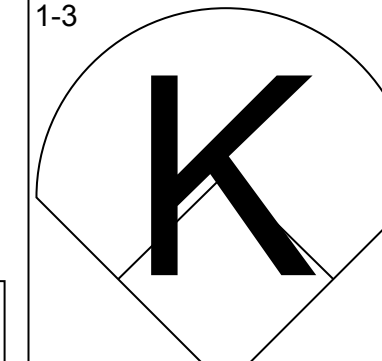
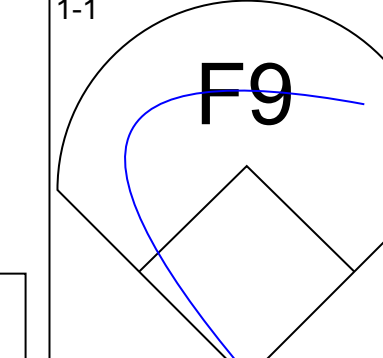
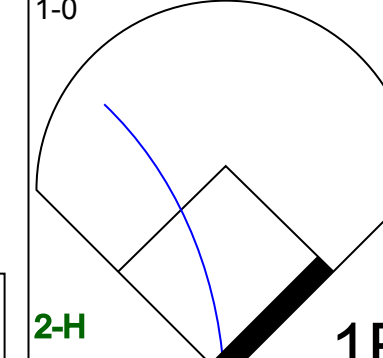
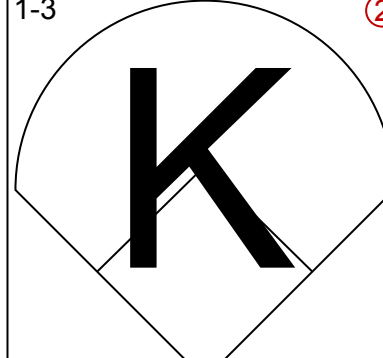
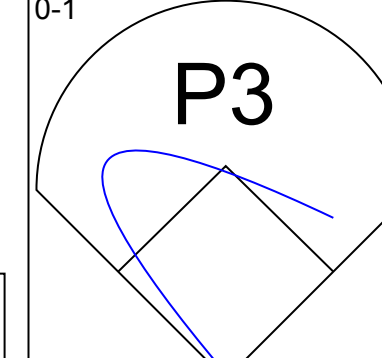
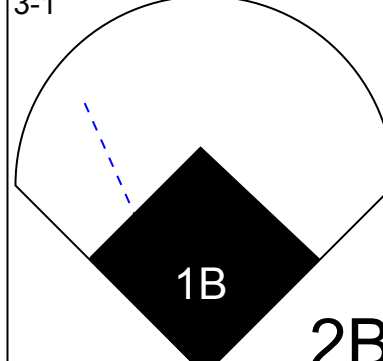
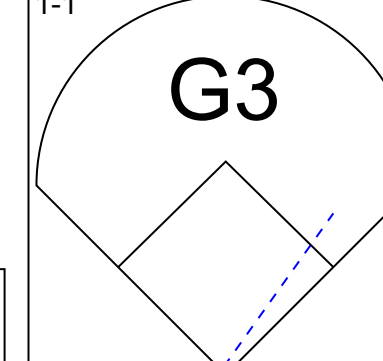
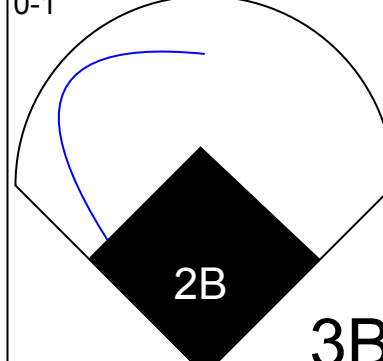
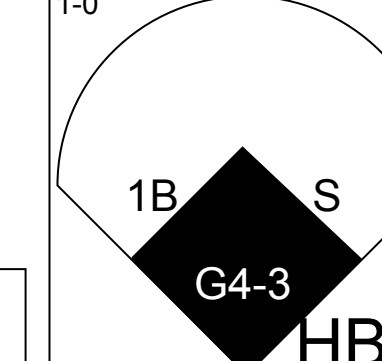
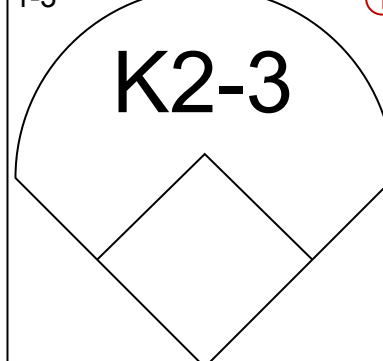
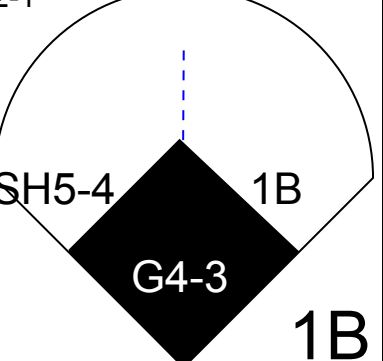
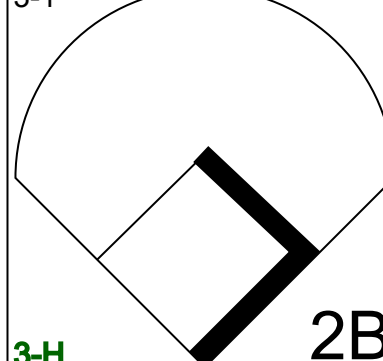

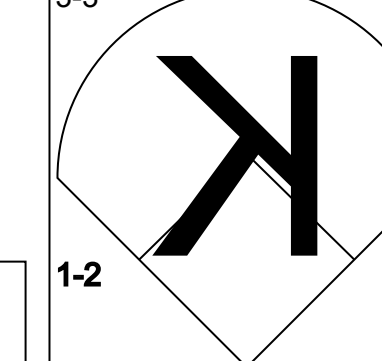
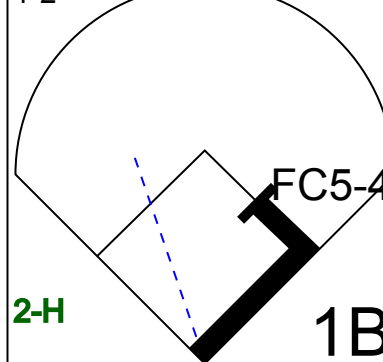

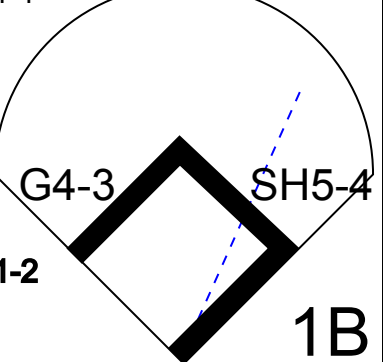
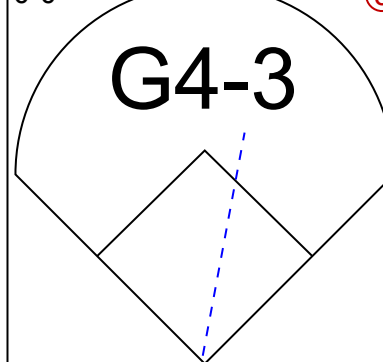

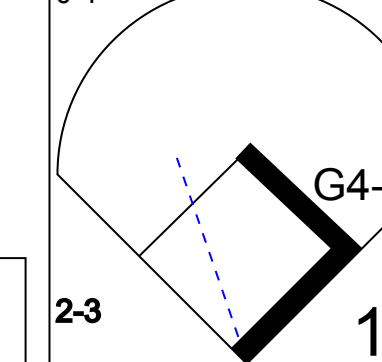
AB	34
R	7
H	10
RBI	7
BB	3
SO	3
LOB	18



Batter	1	2	3	4	5	6	7	8	9	AB	R	H	RBI	BB	SO	LOB	TOP					
51 Ichiro Suzuki, L OBP: 0.424, SLG: 0.471										4	0	1	0	0	1	0	Seattle Mariners @ Anaheim Angels Edison International Field, Anaheim, CA Sun Jul 21 2002, 8:05 PM EDT Att: 34,945 - Sunny - 74 F					
Jeff Cirillo, R OBP: 0.291, SLG: 0.323										4	1	1	0	0	1	1						
Bret Boone, R OBP: 0.317, SLG: 0.408										3	1	2	0	1	1	0						
Edgar Martinez, R OBP: 0.364, SLG: 0.433										4	1	1	1	0	1	2						
John Olerud, L OBP: 0.416, SLG: 0.547										4	2	2	2	0	0	0						
Ruben Sierra, S OBP: 0.341, SLG: 0.467										3	0	0	0	1	1	2						
Mike Cameron, R OBP: 0.332, SLG: 0.465										4	0	1	1	0	0	1						
Dan Wilson, R OBP: 0.329, SLG: 0.392										2	0	0	1	0	1	0						
Carlos Guillen, S OBP: 0.355, SLG: 0.453										0	0	0	0	1	0	0						
Desi Relaford, S OBP: 0.333, SLG: 0.315										4	0	0	0	0	1	2						
Inning Stats	R: 0 E: 0 K: 1 S: 11	H: 1 LOB: 1 BB: 0 P: 17	R: 0 E: 0 K: 0 S: 8	H: 0 LOB: 0 BB: 0 P: 11	R: 0 E: 0 K: 1 S: 6	H: 0 LOB: 1 BB: 0 P: 10	R: 4 E: 0 K: 1 S: 15	H: 4 LOB: 1 BB: 1 P: 27	R: 0 E: 0 K: 1 S: 14	H: 2 LOB: 0 BB: 0 P: 21	R: 1 E: 0 K: 0 S: 6	H: 1 LOB: 0 BB: 0 P: 11	R: 0 E: 0 K: 0 S: 14	H: 0 LOB: 0 BB: 0 P: 21	R: 0 E: 0 K: 2 S: 10	H: 0 LOB: 1 BB: 2 P: 13	R: 0 E: 0 K: 1 S: 9	H: 0 LOB: 1 BB: 0 P: 17	1B: 5 2B: 3 3B: 0 HR: 1	SF: 1 SAC: 0 DP: 2 HBP: 0	WP: 0 PB: 0 SB: 0 CS: 1	PA: 36
PITCHER	IP	WLS	BF	H	R	ER	SO	BB	IBB	HBP	BLK	WP	HR	S	P	ERA	WHIP					
Jarrod Washburn, L ERA: 3.22	(1, 1)	7.0	W 29	8	5	5	4	1	0	0	0	0	1	74	118	6.43	1.286					
Brendan Donnelly, R ERA: 3.21	(8, 1)	0.2	H 2	0	0	0	2	0	0	0	0	0	0	7	10	0.00	0.000					
Scott Schoeneweis, L ERA: 5.45	(8, 1)	0.1	H 1	0	0	0	0	0	0	0	0	0	0	3	3	0.00	0.000					
Ben Weber, R ERA: 2.78	(9, 1)	1.0	S 4	0	0	0	1	2	0	0	0	0	0	9	17	0.00	2.000					


AB	32
R	5
H	8
RBI	5
BB	3
SO	7
LOB	8




Batter	1	2	3	4	5	6	7	8	9	AB	R	H	RBI	BB	SO	LOB	BOTTOM					
David Eckstein, R OBP: 0.359, SLG: 0.379										3	1	0	1	0	0	2	Seattle Mariners @ Anaheim Angels Edison International Field, Anaheim, CA Sun Jul 21 2002, 8:05 PM EDT Att: 34,945 - Sunny - 74 F					
Darin Erstad, L OBP: 0.333, SLG: 0.400										5	1	1	1	0	0	3						
Tim Salmon, R OBP: 0.382, SLG: 0.516										2	0	0	1	0	0	0						
16 Garret Anderson, L OBP: 0.321, SLG: 0.538										4	1	2	1	0	1	2						
Troy Glaus, R OBP: 0.353, SLG: 0.436										4	0	0	0	0	2	2						
Brad Fullmer, L OBP: 0.328, SLG: 0.496										4	0	1	1	0	1	1						
Scott Spiezio, S OBP: 0.371, SLG: 0.419										3	3	2	0	0	0	1						
Adam Kennedy, L OBP: 0.338, SLG: 0.433										4	1	2	1	0	2	2						
José Molina, R OBP: 0.455, SLG: 0.400										4	0	3	1	0	0	1						
Inning Stats	R: 0 E: 0 K: 0 S: 7	H: 0 LOB: 0 BB: 0 P: 13	R: 0 E: 0 K: 1 S: 7	H: 0 LOB: 0 BB: 0 P: 10	R: 1 E: 0 K: 1 S: 12	H: 2 LOB: 1 BB: 0 P: 18	R: 1 E: 0 K: 1 S: 13	H: 2 LOB: 1 BB: 0 P: 19	R: 1 E: 0 K: 1 S: 12	H: 2 LOB: 1 BB: 0 P: 16	R: 2 E: 0 K: 1 S: 12	H: 2 LOB: 1 BB: 0 P: 19	R: 1 E: 0 K: 1 S: 12	H: 1 LOB: 1 BB: 0 P: 18	1B: 6 2B: 4 3B: 1 HR: 0	SF: 1 SAC: 1 DP: 0 HBP: 3		WP: 0 PB: 0 SB: 1 CS: 0	PA: 38			
PITCHER	IP	WLS	BF	H	R	ER	SO	BB	IBB	HBP	BLK	WP	HR	S	P	ERA	WHIP					
Joel Pineiro, R ERA: 3.0	(1, 1)	6.0	L 11	3	3	3	2	0	0	2	0	0	0	24	37	13.50	1.500					
Jeff Nelson, R ERA: 6.2	(7, 1)	2.0		3	3	3	2	0	0	0	0	0	0	0	0	0						

AB	33
R	7
H	11
RBI	7
BB	0
SO	6
LOB	14



Batter	1	2	3	4	5	6	7	8	9	AB	R	H	RBI	BB	SO	LOB	TOP										
Mark Ellis, R OBP: 0.335, SLG: 0.375 (1, 4)	F7		F8			F9		F9		4	0	1	0	0	0	1	<p>Oakland Athletics @ Anaheim Angels Edison International Field, Anaheim, CA</p> <p>Tue Jul 23, 2002, 10:05 PM EDT Att: 25,370 - Sunny - 78 F</p> <p>livebaseballscores.com</p> <p>AB 30 R 2 H 4 RBI 2 BB 2 SO 4 LOB 7</p> 										
Scott Hatteberg, L OBP: 0.385, SLG: 0.441 Eric Byrnes, R OBP: 0.295, SLG: 0.455 (1, 3) (8, 7)	P4		G4-3			1B		F7		3	1	0	0	1	0	1											
Miguel Tejada, R OBP: 0.339, SLG: 0.502 (1, 6)	G4-3					HR				4	1	1	2	0	1	0											
David Justice, L OBP: 0.393, SLG: 0.376 (1, 10)		G3				G4-3		G4-3		4	0	0	0	0	1	0											
Jermaine Dye, R OBP: 0.336, SLG: 0.419 (1, 9)		F8				G5-3				4	0	0	0	0	1	0											
3 Eric Chavez, L OBP: 0.337, SLG: 0.513 (1, 5)										2	0	1	0	1	0	0											
John Mabry, L OBP: 0.353, SLG: 0.563 (1, 7) (8, 3)						1B				3	0	0	0	0	1	2											
Ramon Hernandez, R OBP: 0.298, SLG: 0.314 (1, 2)										3	0	1	0	0	0	1											
Terrence Long, L OBP: 0.313, SLG: 0.382 (1, 8)										3	0	0	0	0	0	2											
Inning Stats	R: 0 E: 0 K: 0 S: 4	H: 0 LOB: 0 BB: 7	R: 0 E: 0 K: 1 S: 8	H: 0 LOB: 1 BB: 17	R: 0 E: 0 K: 1 S: 9	H: 1 LOB: 1 BB: 14	R: 0 E: 0 K: 1 S: 10	H: 0 LOB: 0 BB: 14	R: 0 E: 0 K: 0 S: 12	H: 1 LOB: 1 BB: 17	R: 2 E: 0 K: 0 S: 11	H: 2 LOB: 0 BB: 19	R: 0 E: 0 K: 0 S: 9	H: 0 LOB: 0 BB: 13	R: 0 E: 0 K: 0 S: 7	H: 0 LOB: 0 BB: 11		R: 0 E: 0 K: 2 S: 14	H: 0 LOB: 0 BB: 22	1B: 3 2B: 0 3B: 0 HR: 1	SF: 0 SAC: 0 DP: 0 HBP: 0	WP: 3 PB: 0 SB: 1 CS: 0	PA: 32				
PITCHER	IP	WLS	BF	H	R	ER	SO	BB	IBB	HBP	BLK	WP	HR	S	P	ERA	WHIP										
Kevin Appier, R ERA: 4.5 Brendan Donnelly, R ERA: 3.0 (1, 1) (9, 1)	8.0	L	29	4	2	2	2	2	0	0	0	3	1	70	112	2.25	0.750										

Batter	1	2	3	4	5	6	7	8	9	AB	R	H	RBI	BB	SO	LOB	BOTTOM										
David Eckstein, R OBP: 0.361, SLG: 0.376 (1, 6)	FC6-4		F2				FC6-4		SH1-4	2	1	0	0	1	0	2	<p>Oakland Athletics @ Anaheim Angels Edison International Field, Anaheim, CA</p> <p>Tue Jul 23, 2002, 10:05 PM EDT Att: 25,370 - Sunny - 78 F</p> <p>livebaseballscores.com</p> <p>AB 33 R 1 H 8 RBI 1 BB 4 SO 7 LOB 24</p> 										
Darin Erstad, L OBP: 0.332, SLG: 0.403 (1, 8)	FC6-4		K			L6		F7		5	0	1	1	0	1	6											
Tim Salmon, R OBP: 0.380, SLG: 0.510 (1, 9)										4	0	0	0	1	1	2											
16 Garret Anderson, L OBP: 0.323, SLG: 0.537 (1, 7)	F7									3	0	1	0	1	0	1											
Troy Glaus, R OBP: 0.352, SLG: 0.434 (1, 5)										4	0	1	0	0	2	2											
Shawn Woolen, R OBP: 0.289, SLG: 0.385 Jose Nieves, R OBP: 0.303, SLG: 0.309 (1, 10) (8, PR)	F9									4	0	3	0	0	0	0											
Scott Spiezio, S OBP: 0.370, SLG: 0.416 (1, 3)	L9									4	0	1	0	0	1	4											
José Molina, R OBP: 0.429, SLG: 0.385 Orlando Palmeiro, L OBP: 0.367, SLG: 0.363 Jorge Fabregas, L OBP: 0.266, SLG: 0.224 (1, 2) (8, PH) (9, 2)	F7									3	0	1	0	0	1	2											
Benji Gil, R OBP: 0.309, SLG: 0.423 Adam Kennedy, L OBP: 0.337, SLG: 0.431 (1, 4) (9, PH)										1	0	0	0	0	0	0											
Inning Stats	R: 0 E: 0 K: 0 S: 8	H: 0 LOB: 1 BB: 2	R: 0 E: 0 K: 1 S: 9	H: 0 LOB: 0 BB: 0	R: 0 E: 0 K: 1 S: 10	H: 0 LOB: 1 BB: 1	R: 0 E: 0 K: 0 S: 6	H: 0 LOB: 0 BB: 1	R: 0 E: 0 K: 1 S: 13	H: 2 LOB: 3 BB: 0	R: 1 E: 0 K: 1 S: 14	H: 2 LOB: 1 BB: 0	R: 0 E: 0 K: 1 S: 10	H: 2 LOB: 2 BB: 0	R: 0 E: 1 K: 0 S: 7	H: 0 LOB: 1 BB: 0		R: 0 E: 0 K: 0 S: 14	H: 0 LOB: 1 BB: 11	1B: 7 2B: 0 3B: 1 HR: 0	SF: 0 SAC: 1 DP: 1 HBP: 1	WP: 0 PB: 0 SB: 0 CS: 1	PA: 39				
PITCHER	IP	WLS	BF	H	R	ER	SO	BB	IBB	HBP	BLK	WP	HR	S	P	ERA	WHIP										
Barry Zito, L ERA: 3.04 Chad Bradford, R ERA: 1.42 Mike Venafro, L ERA: 3.89 Jim Mecir, R ERA: 5.28 Billy Koch, R ERA: 3.04 (1, 1) (7, 1) (8, 1) (8, 1) (9, 1)	6.1	W	27	5	1	1	5	4	0	0	0	0	0	8	11	1.42	1.421										

Batter	1	2	3	4	5	6	7	8	9	AB	R	H	RBI	BB	SO	LOB	TOP								
Mark Ellis, R OBP: 0.333, SLG: 0.372 (1,4)	G1-3			F8				K		4	0	1	0	0	1	0									
Scott Hatteberg, L OBP: 0.394, SLG: 0.438 (1,3)	G5-4-3 1B			G5-3		G5-3			K	4	0	1	0	0	1	2									
Miguel Tejada, R OBP: 0.339, SLG: 0.507 (1,6)	G5-4-3 1-2			K					F8	4	1	1	1	0	1	1									
David Justice, L OBP: 0.391, SLG: 0.379 (1,10)		L9			G4-3				G4-3	4	0	1	0	0	0	0									
Eric Chavez, L OBP: 0.334, SLG: 0.508 (1,5)		L5			G4-3					3	0	0	0	0	0	1									
Jermaine Dye, R OBP: 0.332, SLG: 0.415 (1,9)		G6-3			K					3	0	0	0	0	1	1									
John Mabry, L OBP: 0.353, SLG: 0.557 (1,7)										3	0	1	0	0	1	1									
Terrence Long, L OBP: 0.313, SLG: 0.381 (1,8)										3	0	1	0	0	0	1									
Greg Myers, L OBP: 0.314, SLG: 0.396 (1,2)										3	0	0	0	0	1	2									
Inning Stats	R: 0 E: 0 K: 0 S: 8	H: 1 LOB: 0 BB: 0 P: 13	R: 0 E: 0 K: 0 S: 7	H: 0 LOB: 0 BB: 0 P: 12	R: 0 E: 0 K: 1 S: 6	H: 1 LOB: 1 BB: 0 P: 9	R: 0 E: 0 K: 1 S: 16	H: 0 LOB: 0 BB: 0 P: 21	R: 0 E: 0 K: 1 S: 6	H: 0 LOB: 0 BB: 0 P: 9	R: 0 E: 0 K: 1 S: 16	H: 2 LOB: 2 BB: 0 P: 21	R: 1 E: 0 K: 0 S: 10	H: 2 LOB: 1 BB: 0 P: 17	R: 0 E: 0 K: 1 S: 9	H: 0 LOB: 0 BB: 0 P: 12	R: 0 E: 0 K: 1 S: 8	H: 0 LOB: 0 BB: 0 P: 11	1B: 4 2B: 2 3B: 0 HR: 1	SF: 0 SAC: 0 DP: 2 HBP: 0	WP: 0 PB: 0 SB: 0 CS: 1	PA: 31			
PITCHER	IP	WLS	BF	H	R	ER	SO	BB	IBB	HBP	BLK	WP	HR	S	P	ERA	WHIP								
Aaron Sele, R ERA: 4.73 (1,1)	7.0	W	25	6	1	1	4	0	0	0	0	0	1	69	102	1.29	0.857								
Brendan Donnelly, R ERA: 2.65 (8,1)	2.0		6	0	0	0	2	0	0	0	0	0	0	17	23	0.00	0.000								

Oakland Athletics @ Anaheim Angels
Edison International Field, Anaheim, CA
Wed Jul 24 2002, 10:05 PM EDT
Att: 25,240 - Sunny - 80 F

AB	31
R	1
H	6
RBI	1
BB	0
SO	6
LOB	9



Batter	1	2	3	4	5	6	7	8	9	AB	R	H	RBI	BB	SO	LOB	BOTTOM								
David Eckstein, R OBP: 0.362, SLG: 0.384 (1,6)	G2-3									4	1	2	1	0	0	1									
Darin Erstad, L OBP: 0.328, SLG: 0.398 (1,8)	F7									4	0	0	0	0	0	1									
Tim Salmon, R OBP: 0.376, SLG: 0.504 (1,10)	G5-3									4	0	0	0	0	2	1									
16 Garret Anderson, L OBP: 0.322, SLG: 0.534 (1,7)		G3								4	1	1	0	0	1	0									
Troy Glaus, R OBP: 0.351, SLG: 0.431 (1,5)		F7								3	1	0	0	0	2	0									
Brad Fullmer, L OBP: 0.331, SLG: 0.502 (1,3)		E4								3	1	2	0	0	0	0									
Scott Spiezio, S OBP: 0.372, SLG: 0.418 (7,3)										1	0	1	0	0	0	0									
Orlando Palmeiro, L OBP: 0.370, SLG: 0.374 (1,9)										4	0	2	3	0	0	2									
Jorge Fabregas, L OBP: 0.299, SLG: 0.215 (1,2)										3	0	0	0	0	0	4									
Adam Kennedy, L OBP: 0.337, SLG: 0.430 (1,4)										3	1	1	0	0	1	1									
Inning Stats	R: 0 E: 0 K: 0 S: 10	H: 0 LOB: 0 BB: 0 P: 12	R: 0 E: 1 K: 0 S: 12	H: 1 LOB: 2 BB: 0 P: 18	R: 2 E: 0 K: 0 S: 8	H: 2 LOB: 0 BB: 0 P: 10	R: 0 E: 0 K: 1 S: 11	H: 1 LOB: 1 BB: 0 P: 16	R: 0 E: 0 K: 1 S: 13	H: 1 LOB: 1 BB: 0 P: 18	R: 3 E: 0 K: 1 S: 15	H: 3 LOB: 1 BB: 0 P: 22	R: 0 E: 0 K: 2 S: 9	H: 0 LOB: 0 BB: 0 P: 13	R: 0 E: 0 K: 1 S: 9	H: 1 LOB: 1 BB: 0 P: 13	1B: 6 2B: 2 3B: 1 HR: 0	SF: 0 SAC: 1 DP: 0 HBP: 1	WP: 2 PB: 0 SB: 0 CS: 0	PA: 35					
PITCHER	IP	WLS	BF	H	R	ER	SO	BB	IBB	HBP	BLK	WP	HR	S	P	ERA	WHIP								
Tim Hudson, R ERA: 3.48 (1,1)	7.0	L	31	8	5	5	5	0	0	1	0	0	1	78	109	6.43	1.143								
Jeff Tam, R ERA: 6.26 (8,1)	1.0		4	1	0	0	1	0	0	0	0	1	0	9	13	0.00	1.000								

Oakland Athletics @ Anaheim Angels
Edison International Field, Anaheim, CA
Wed Jul 24 2002, 10:05 PM EDT
Att: 25,240 - Sunny - 80 F

AB	33
R	5
H	9
RBI	4
BB	0
SO	6
LOB	10



Batter	1	2	3	4	5	6	7	8	9	AB	R	H	RBI	BB	SO	LOB	TOP										
Mark Ellis, R OBP: 0.337, SLG: 0.367 David Justice, L OBP: 0.389, SLG: 0.377	1-1 F8		2-3 K		4-2 1B 3 1B BB	4-2 WP BB			1-0 G4-3	2	1	0	0	2	1	1	Oakland Athletics @ Anaheim Angels Edison International Field, Anaheim, CA Thu Jul 25 2002, 4:05 PM EDT Att: 31,653 - Sunny - 87 F										
Terrence Long, L OBP: 0.314, SLG: 0.381	1-2 CS 1B		0-0 P5		1-0 3 1B BB	2-3 K		2-2 G4-3	5	1	2	0	0	1	3												
Miguel Tejada, R OBP: 0.339, SLG: 0.506	2-2 PO 3 BB 1B		2-2 P4		0-0 3 1B	1-2 2-3 3-H 1B		0-1 P4	5	0	2	1	0	0	1												
3 Eric Chavez, L OBP: 0.336, SLG: 0.507	4-0 1B			0-0 G4-3	1-2 2-3 3-H 1B	0-1 F9			3	0	1	2	1	0	0												
Jermaine Dye, R OBP: 0.331, SLG: 0.412	3-2 PO 2-3 1B	1-1 1B		3-2 P4	0-0 E1	3-2 G6-4-3	1-2 G6-3		4	0	1	0	0	0	2												
John Mabry, L OBP: 0.343, SLG: 0.541		1-3 K		0-0 E1		1-2 G4-3		0-3 K	4	0	0	0	0	2	1												
Olmedo Saenz, R Adam Platt, R OBP: 0.319, SLG: 0.411		2-3 K		0-0 F9		0-2 FC5-4 HBP 1B		1-1 E5 G4-3 1B	4	1	2	0	0	1	2												
Ramon Hernandez, R OBP: 0.301, SLG: 0.314		1-0 F8			0-2 1B SH5-3 1B	2-0 FC5-4 HBP		1-0 G4-3	3	1	1	0	0	0	2												
Eric Byrnes, R Scott Hatteberg, L OBP: 0.302, SLG: 0.446 OBP: 0.363, SLG: 0.437			4-2 BB		0-0 SH5-3	3-1 FC5-4 WP BB		1-2 F8	1	0	0	0	1	0	2												
					1-2 1B	1-2 2-3			1	0	0	0	0	0	2												
Inning Stats	R: 0 E: 0 K: 0 S: 13	H: 2 LOB: 1 BB: 1 P: 24	R: 0 E: 0 K: 2 S: 9	H: 1 LOB: 1 BB: 0 P: 14	R: 0 E: 0 K: 1 S: 10	H: 0 LOB: 1 BB: 1 P: 18	R: 0 E: 1 K: 0 S: 7	H: 0 LOB: 1 BB: 0 P: 10	R: 3 E: 0 K: 0 S: 17	H: 4 LOB: 1 BB: 1 P: 27	R: 1 E: 0 K: 1 S: 13	H: 1 LOB: 2 BB: 1 P: 25	R: 0 E: 0 K: 0 S: 7	H: 0 LOB: 0 BB: 0 P: 8	R: 0 E: 1 K: 1 S: 9	H: 1 LOB: 2 BB: 0 P: 12	R: 0 E: 0 K: 0 S: 5	H: 0 LOB: 0 BB: 0 P: 10	1B: 9 2B: 0 3B: 0 HR: 0	SF: 0 SAC: 1 DP: 1 HBP: 1	WP: 1 PB: 0 SB: 0 CS: 1	PA: 40					
PITCHER	IP	WLS	BF	H	R	ER	SO	BB	IBB	HBP	BLK	WP	HR	S	P	ERA	WHIP										
Ramon Ortiz, R ERA: 3.85	5.1		26	8	4	4	3	3	0	1	0	0	0	62	102	6.75	2.062										
62 Scot Shields, R ERA: 2.79	2.2	W	10	1	0	0	2	1	0	0	0	1	0	23	36	0.00	0.750										
Ben Weber, R ERA: 2.72	1.0	S	3	0	0	0	0	0	0	0	0	0	0	5	10	0.00	0.000										

AB	33
R	4
H	9
RBI	3
BB	4
SO	5
LOB	16



Batter	1	2	3	4	5	6	7	8	9	AB	R	H	RBI	BB	SO	LOB	BOTTOM										
David Eckstein, R OBP: 0.367, SLG: 0.389	3-2 L6		2-2 1B		0-2 G6-3 1B	2-1 BB 1B		1-2 FC6-4 1B		5	1	4	1	0	0	0	Oakland Athletics @ Anaheim Angels Edison International Field, Anaheim, CA Thu Jul 25 2002, 4:05 PM EDT Att: 31,653 - Sunny - 87 F										
Darin Erstad, L OBP: 0.327, SLG: 0.394	1-1 G3		1-3 K		0-0 G6-3	4-1 3H 1B		1-0 FC6-4 WP 1B	4	1	0	0	1	1	4												
Tim Salmon, R OBP: 0.379, SLG: 0.503	4-2 1B BB		3-0 F8		0-0 2H 3H 1B	3-3 K		4-1 16 1B BB	3	0	1	2	2	1	4												
16 Garret Anderson, L OBP: 0.326, SLG: 0.534	1-1 1B		0-1 F9		0-1 F9		1-1 1B	1-0 1B	5	0	3	1	0	0	2												
Brad Fullmer, L Troy Glaus, R OBP: 0.327, SLG: 0.494 OBP: 0.350, SLG: 0.429	0-0 F7			1-0 F8		1-2 F9	2-1 L7	1-3 K	4	0	0	0	0	0	3												
Scott Spiezio, S OBP: 0.373, SLG: 0.420		3-2 G1-3		2-0 F9		1-2 1B 1B	0-2 1B		4	1	2	0	0	0	0												
Orlando Palmeiro, L OBP: 0.367, SLG: 0.371		2-2 F9		1-1 F8		3-2 1B 1B	0-2 P5		4	1	1	0	0	0	2												
Adam Kennedy, L Benji Gil, R OBP: 0.332, SLG: 0.424 OBP: 0.309, SLG: 0.423		0-2 E5 FC6			1-1 F8	0-2 F8	0-3 K		4	0	0	0	0	1	4												
José Molina, R Jorge Fabregas, L OBP: 0.438, SLG: 0.400 OBP: 0.264, SLG: 0.222		2-0 FC6			0-1 G6-3 1B	0-1 BB 1B		0-1 G1-3	2	1	1	0	0	0	1												
					1-3 1B	1-3 3H 1B			2	0	1	1	0	0	0												
Inning Stats	R: 0 E: 0 K: 0 S: 13	H: 1 LOB: 2 BB: 1 P: 22	R: 0 E: 1 K: 0 S: 11	H: 0 LOB: 0 BB: 0 P: 18	R: 0 E: 0 K: 1 S: 9	H: 1 LOB: 0 BB: 0 P: 15	R: 0 E: 0 K: 0 S: 4	H: 0 LOB: 0 BB: 0 P: 8	R: 2 E: 0 K: 1 S: 20	H: 3 LOB: 1 BB: 0 P: 14	R: 0 E: 0 K: 1 S: 13	H: 2 LOB: 2 BB: 0 P: 16	R: 1 E: 0 K: 1 S: 11	H: 2 LOB: 2 BB: 1 P: 19	R: 0 E: 0 K: 0 S: 0	H: 0 LOB: 0 BB: 0 P: 0	1B: 13 2B: 0 3B: 0 HR: 0	SF: 0 SAC: 0 DP: 0 HBP: 0	WP: 1 PB: 0 SB: 0 CS: 0	PA: 41							
PITCHER	IP	WLS	BF	H	R	ER	SO	BB	IBB	HBP	BLK	WP	HR	S	P	ERA	WHIP										
Cory Lidle, R ERA: 5.15	5.2		26	7	4	4	1	1	0	0	0	0	0	60	94	6.35	1.412										
Chad Bradford, R ERA: 1.42	0.0	B	2	2	0	0	0	0	0	0	0	0	0	4	6	∞	∞										
Mike Venafro, L ERA: 3.89	0.0		1	0	0	0	0	1	0	0	0	0	0	1	5	∞	∞										
Jim Mecir, R ERA: 5.25	2.0	L	10	3	1	1	2	1	0	0	0	1	0	23	35	4.50	2.000										
Billy Koch, R ERA: 3.02	0.1		2	1	0	0	1	0	0	0	0	0	0	4	6	0.00	3.000										

AB	38
R	5
H	13
RBI	5
BB	3
SO	4
LOB	22



Batter	1	2	3	4	5	6	7	8	9	AB	R	H	RBI	BB	SO	LOB	TOP					
David Eckstein, R (1, 6) OBP: 0.365, SLG: 0.387	F7		F8			E6		F7		5	0	1	0	0	0	1						
Darin Erstad, L (1, 8) OBP: 0.328, SLG: 0.395	G6-3			G5-3	G4-6-3			P6		4	0	1	0	0	0	1						
Tim Salmon, R (1, 9) OBP: 0.379, SLG: 0.513 Orlando Palmeiro, L (9, 9) OBP: 0.367, SLG: 0.371	G6-3				G1-3	F7			BB SF9	5	2	2	1	0	0	4						
16 Garret Anderson, L (1, 7) OBP: 0.326, SLG: 0.533	K								F7	5	1	2	0	0	2	2						
Troy Glaus, R (1, 5) OBP: 0.355, SLG: 0.431		G5-3								3	2	2	0	2	0	0						
Brad Fullmer, L (1, 10) OBP: 0.331, SLG: 0.495		P5								4	1	2	0	1	0	2						
Scott Spiezio, S (1, 3) OBP: 0.371, SLG: 0.417		P3								4	0	1	3	0	0	5						
Jorge Fabregas, L (1, 2) OBP: 0.250, SLG: 0.209			F8	G6-3						5	1	0	0	0	0	8						
Adam Kennedy, L (1, 4) OBP: 0.333, SLG: 0.425 Shawn Wooten, R (6, PH) OBP: 0.296, SLG: 0.385 Benji Gil, R (6, PR) OBP: 0.305, SLG: 0.418			F7					G6-3		2	1	1	0	0	0	0						
Inning Stats	R: 0 E: 0 K: 1 S: 11	H: 1 LOB: 1 BB: 0 P: 16	R: 0 E: 0 K: 0 S: 6	H: 0 LOB: 0 BB: 0 P: 8	R: 0 E: 0 K: 0 S: 5	H: 0 LOB: 0 BB: 0 P: 8	R: 3 E: 0 K: 0 S: 16	H: 3 LOB: 1 BB: 1 P: 28	R: 1 E: 0 K: 0 S: 11	H: 2 LOB: 0 BB: 0 P: 15	R: 3 E: 1 K: 0 S: 17	H: 3 LOB: 3 BB: 1 P: 30	R: 0 E: 0 K: 1 S: 13	H: 0 LOB: 2 BB: 0 P: 20	R: 0 E: 0 K: 0 S: 6	H: 0 LOB: 0 BB: 0 P: 9	R: 1 E: 0 K: 0 S: 12	H: 1 LOB: 2 BB: 2 P: 24	1B: 9 2B: 2 3B: 0 HR: 1	SF: 1 SAC: 0 DP: 1 HBP: 1	WP: 0 PB: 0 SB: 0 CS: 0	PA: 44
PITCHER	IP	WLS	BF	H	R	ER	SO	BB	IBB	HBP	BLK	WP	HR	S	P	ERA	WHIP					
James Baldwin, R (1, 1) ERA: 4.61	5.0	L	24	9	7	5	1	1	0	0	0	0	1	53	80	9.00	2.000					
Doug Creek, L (6, 1) ERA: 5.8	3.0		14	2	0	0	1	1	0	1	0	0	0	32	54	0.00	1.000					
Jeff Nelson, R (9, 1) ERA: 6.04	1.0		6	1	1	1	0	2	0	0	0	0	0	12	24	9.00	3.000					

Anaheim Angels @ Seattle Mariners
Safeco Field, Seattle, WA
Fri Jul 26 2002, 7:05 PM PDT
Att. 45,559 - Overcast - 61 F

AB 38
R 8
H 12
RBI 5
BB 4
SO 2
LOB 23



Batter	1	2	3	4	5	6	7	8	9	AB	R	H	RBI	BB	SO	LOB	BOTTOM					
51 Ichiro Suzuki, L (1, 9) OBP: 0.428, SLG: 0.487	K					G6-3	FC1-6-4			4	0	1	0	0	1	3						
Mark McLemore, S (1, 7) OBP: 0.375, SLG: 0.416	F7		L8					F8		4	0	1	0	0	0	1						
John Olerud, L (1, 3) OBP: 0.405, SLG: 0.529	G3							L6		4	0	0	0	0	1	1						
Bret Boone, R (1, 4) OBP: 0.322, SLG: 0.411								L6		4	0	1	0	0	0	1						
Edgar Martinez, R (1, 10) OBP: 0.374, SLG: 0.424 23 Luis Ugueto, S (9, PR) OBP: 0.294, SLG: 0.400		F2							G1-3	3	0	2	0	1	0	1						
Mike Cameron, R (1, 8) OBP: 0.331, SLG: 0.458		K								4	0	0	0	0	2	4						
Carlos Guillen, S (1, 6) OBP: 0.348, SLG: 0.442		K								4	0	1	0	0	1	3						
Dan Wilson, R (1, 2) OBP: 0.325, SLG: 0.398			L4							4	0	1	0	0	0	2						
Jeff Cirillo, R (1, 5) OBP: 0.291, SLG: 0.327			G6-3							3	0	0	0	0	0	3						
Inning Stats	R: 0 E: 0 K: 1 S: 11	H: 0 LOB: 0 BB: 0 P: 16	R: 0 E: 0 K: 2 S: 10	H: 1 LOB: 1 BB: 0 P: 15	R: 0 E: 0 K: 0 S: 9	H: 1 LOB: 1 BB: 0 P: 13	R: 0 E: 0 K: 2 S: 9	H: 0 LOB: 1 BB: 1 P: 16	R: 0 E: 0 K: 0 S: 8	H: 0 LOB: 0 BB: 0 P: 13	R: 0 E: 0 K: 0 S: 9	H: 1 LOB: 1 BB: 0 P: 13	R: 0 E: 0 K: 0 S: 14	H: 3 LOB: 3 BB: 0 P: 17	R: 0 E: 0 K: 0 S: 6	H: 0 LOB: 0 BB: 0 P: 10	R: 0 E: 0 K: 0 S: 9	H: 1 LOB: 2 BB: 0 P: 11	1B: 7 2B: 0 3B: 0 HR: 0	SF: 0 SAC: 0 DP: 0 HBP: 0	WP: 0 PB: 0 SB: 0 CS: 0	PA: 35
PITCHER	IP	WLS	BF	H	R	ER	SO	BB	IBB	HBP	BLK	WP	HR	S	P	ERA	WHIP					
41 John Lackey, R (1, 1) ERA: 3.11	8.0	W	31	6	0	0	5	1	0	0	0	0	0	76	113	0.00	0.875					
Al Levine, R (9, 1) ERA: 4.0	1.0		4	1	0	0	0	0	0	0	0	0	0	9	11	0.00	1.000					

Anaheim Angels @ Seattle Mariners
Safeco Field, Seattle, WA
Fri Jul 26 2002, 7:05 PM PDT
Att. 45,559 - Overcast - 61 F

AB 34
R 0
H 7
RBI 0
BB 1
SO 5
LOB 19



Batter	1	2	3	4	5	6	7	8	9	AB	R	H	RBI	BB	SO	LOB	TOP		
David Eckstein, R (1, 6) OBP: 0.370, SLG: 0.390	P6		1-1 1B			F9		0-2 1B		4	0	2	0	0	0	0			
Darin Erstad, L (1, 8) OBP: 0.324, SLG: 0.390	G4-3		1-0 G4-3			K		0-1 G3		4	0	0	0	0	1	4			
Tim Salmon, R (1, 9) OBP: 0.377, SLG: 0.507	G6-3			0-1 F3				0-1 G5-3		4	1	1	0	0	0	0			
16 Garret Anderson, L (1, 7) OBP: 0.325, SLG: 0.530		1-1 G4-3		1-1 F9				2-3 K		4	0	1	0	0	1	0			
Troy Glaus, R (1, 5) OBP: 0.353, SLG: 0.424		1-0 G5-3		1-3 K				4-2 BB		3	0	0	0	1	2	2			
Shawn Wooten, R (1, 10) OBP: 0.290, SLG: 0.333		1-1 F9			0-0 F8			0-3 K		3	0	0	1	0	1	1			
Scott Spiezio, S (1, 3) OBP: 0.371, SLG: 0.417			1-0 1B		1-1 F7			1-0 1B		4	0	2	0	0	0	1			
Benji Gil, R (1, 4) OBP: 0.298, SLG: 0.407			0-0 L8		0-3 K			0-1 SH1-4		2	0	0	0	0	1	1			
José Molina, R (1, 2) OBP: 0.364, SLG: 0.381			0-0 L9			1-3 K		1-2 F3		3	0	0	0	0	1	2			
Inning Stats	R: 0 H: 0 E: 0 K: 0 S: 8	H: 0 LOB: 0 BB: 0 P: 13	R: 0 H: 0 E: 0 K: 0 S: 5	H: 0 LOB: 0 BB: 0 P: 8	R: 0 H: 2 E: 0 K: 1 S: 6	H: 2 LOB: 2 BB: 0 P: 9	R: 0 H: 0 E: 0 K: 1 S: 8	H: 0 LOB: 0 BB: 0 P: 10	R: 0 H: 0 E: 0 K: 2 S: 7	H: 0 LOB: 0 BB: 0 P: 8	R: 0 H: 0 E: 0 K: 2 S: 11	H: 0 LOB: 1 BB: 1 P: 17	R: 0 H: 2 E: 0 K: 0 S: 11	H: 2 LOB: 2 BB: 0 P: 13	R: 1 H: 2 E: 0 K: 1 S: 12	H: 2 LOB: 1 BB: 0 P: 16	1B: 6 2B: 0 3B: 0 HR: 0	SF: 1 SAC: 1 DP: 0 HBP: 0	WP: 1 PA: 34 FB: 0 CS: 0
PITCHER	IP	WLS	BF	H	R	ER	SO	BB	IBB	HBP	BLK	WP	HR	S	P	ERA	WHIP		
Jamie Moyer, L (1, 1) ERA: 2.86	8.0		29	4	0	0	6	1	0	0	0	0	0	64	87	0.00	0.625		
Kazuhiko Sasaki, R (9, 1) ERA: 1.99	1.0	L	5	2	1	1	1	0	0	0	0	1	0	12	16	9.00	2.000		

Anaheim Angels @ Seattle Mariners
Safeco Field, Seattle, WA
Sun Jul 28 2002, 1:35 PM PDT
Att: 45,634 - Dome - 72 F

AB 31
R 1
H 6
RBI 1
BB 1
SO 7
LOB 11



Batter	1	2	3	4	5	6	7	8	9	AB	R	H	RBI	BB	SO	LOB	BOTTOM				
51 Ichiro Suzuki, L (1, 9) OBP: 0.423, SLG: 0.478	P6		4-1 FC1-6 BB		1-0 F5			0-0 FC5-6		3	0	0	0	1	0	2					
Mark McLemore, S (1, 5) OBP: 0.370, SLG: 0.410	G4-3		0-1 FC1-6			2-2 G3		0-0 F7		4	0	0	0	0	0	2					
John Olerud, L (1, 3) OBP: 0.400, SLG: 0.519	G3-1			3-2 G6-3		1-1 F8		1-2 2-3-6-4		4	0	0	0	0	1	0					
Bret Boone, R (1, 4) OBP: 0.320, SLG: 0.408		0-0 F8		0-0 1B		1-1 G5-3		3-2 G6-3		4	0	1	0	0	0	0					
Edgar Martinez, R (1, 10) OBP: 0.383, SLG: 0.441		2-3 K		0-0 F8		4-1 BB		1-2 F7		2	0	0	0	1	1	1					
Desi Relaford, S (7, PR) OBP: 0.325, SLG: 0.305										1	0	0	0	0	0	0					
Ruben Sierra, S (1, 7) OBP: 0.336, SLG: 0.459		1-2 1B		0-0 L9		1-0 F8				3	0	1	0	0	0	2					
Mike Cameron, R (1, 8) OBP: 0.328, SLG: 0.452		3-3 K			0-1 F8		2-3 K			3	0	0	0	0	2	2					
Dan Wilson, R (1, 2) OBP: 0.317, SLG: 0.389			1-2 G1-3		2-3 K		1-3 K			3	0	0	0	0	2	1					
Carlos Guillen, S (1, 6) OBP: 0.351, SLG: 0.443			0-1 P6		0-0 1B			0-0 51 FC5-6 1B		3	0	2	0	0	0	0					
Inning Stats	R: 0 H: 0 E: 0 K: 0 S: 7	H: 1 LOB: 1 BB: 0 P: 12	R: 0 H: 0 E: 0 K: 2 S: 12	H: 1 LOB: 1 BB: 0 P: 18	R: 0 H: 0 E: 0 K: 0 S: 9	H: 0 LOB: 1 BB: 1 P: 14	R: 0 H: 1 E: 0 K: 0 S: 6	H: 1 LOB: 1 BB: 0 P: 9	R: 0 H: 1 E: 0 K: 1 S: 7	H: 1 LOB: 1 BB: 0 P: 10	R: 0 H: 0 E: 0 K: 0 S: 7	H: 0 LOB: 0 BB: 0 P: 11	R: 0 H: 0 E: 0 K: 2 S: 9	H: 0 LOB: 1 BB: 1 P: 17	R: 0 H: 1 E: 0 K: 0 S: 5	H: 1 LOB: 0 BB: 0 P: 6	R: 0 H: 0 E: 0 K: 1 S: 9	H: 0 LOB: 0 BB: 0 P: 13	1B: 4 2B: 0 3B: 0 HR: 0	SF: 0 SAC: 0 DP: 0 HBP: 0	WP: 0 PA: 32 FB: 0 CS: 0
PITCHER	IP	WLS	BF	H	R	ER	SO	BB	IBB	HBP	BLK	WP	HR	S	P	ERA	WHIP				
Kevin Appier, R (1, 1) ERA: 4.2	8.0	W	30	4	0	0	5	2	0	0	0	0	0	62	97	0.00	0.750				
Troy Percival, R (9, 1) ERA: 2.09	1.0	S	3	0	0	0	1	0	0	0	0	0	0	9	13	0.00	0.000				

Anaheim Angels @ Seattle Mariners
Safeco Field, Seattle, WA
Sun Jul 28 2002, 1:35 PM PDT
Att: 45,634 - Dome - 72 F

AB 30
R 0
H 4
RBI 0
BB 2
SO 6
LOB 10



Batter	1	2	3	4	5	6	7	8	9	AB	R	H	RBI	BB	SO	LOB	TOP										
18 Johnny Damon, L OBP: 0.364, SLG: 0.432	F8		G4-3 2B		K		P6		G1-3	5	0	1	0	0	1	2											
Trot Nixon, L OBP: 0.351, SLG: 0.491	G4-3		G4-3		G1-6-3 1B		K			4	0	1	0	0	1	1											
Nomar Garciaparra, R OBP: 0.343, SLG: 0.531	G4-3		P4		G1-6-3 1-2			BB BB		3	0	0	0	1	0	2											
Manny Ramirez, R OBP: 0.441, SLG: 0.602		1B 1B	L7			P4		G6-4-3 BB		3	1	1	0	1	0	1											
Jason Varitek, S OBP: 0.359, SLG: 0.426		1B 1B		G4-3		G3		G6-4-3 1-2		4	0	1	0	0	0	2											
Shea Hillenbrand, R OBP: 0.335, SLG: 0.475		K		HR BB		HR		1B		3	2	2	1	1	1	2											
Brian Daubach, L OBP: 0.359, SLG: 0.489		1B		HR		F9		F7		4	1	2	3	0	0	1											
Tony Clark, S OBP: 0.270, SLG: 0.321	F8		G4-3			G4-3		F8		4	0	0	0	0	0	3											
Rey Sanchez, R OBP: 0.318, SLG: 0.371	G5-3		F8			G6-3		1B		3	0	0	0	0	0	2											
Carlos Baerga, S OBP: 0.300, SLG: 0.419										1	0	1	0	0	0	0											
Rickey Henderson, R OBP: 0.364, SLG: 0.375										0	0	0	0	0	0	0											
Inning Stats	R: 0 E: 0 K: 0 S: 8	H: 0 LOB: 0 BB: 0 P: 10	R: 1 E: 0 K: 1 S: 24	H: 3 LOB: 2 BB: 0 P: 35	R: 0 E: 0 K: 0 S: 8	H: 1 LOB: 1 BB: 0 P: 10	R: 2 E: 0 K: 0 S: 10	H: 1 LOB: 0 BB: 1 P: 16	R: 0 E: 0 K: 1 S: 8	H: 0 LOB: 0 BB: 0 P: 12	R: 0 E: 0 K: 0 S: 4	H: 0 LOB: 0 BB: 0 P: 6	R: 0 E: 0 K: 1 S: 8	H: 0 LOB: 1 BB: 2 P: 19	R: 0 E: 0 K: 0 S: 15	H: 2 LOB: 2 BB: 0 P: 19	1B: 6 2B: 1 3B: 0 HR: 2	SF: 0 SAC: 0 DP: 2 HBP: 0	WP: 0 PB: 0 SB: 0 CS: 0	PA: 37							
PITCHER	IP	WLS	BF	H	R	ER	SO	BB	IBB	HBP	BLK	WP	HR	S	P	ERA	WHIP										
Aaron Sele, R ERA: 4.78	(1, 1)	6.0	25	7	4	4	2	1	0	0	0	0	2	66	96	6.00	1.333										
Brendan Donnelly, R ERA: 2.45	(7, 1)	1.1	6	0	0	0	1	2	0	0	0	0	0	11	23	0.00	1.500										
Scott Schoeneweis, L ERA: 5.42	(8, 1)	0.2	W	1	0	0	0	0	0	0	0	0	0	1	2	0.00	0.000										
Troy Percival, R ERA: 2.01	(9, 1)	1.0	S	5	2	0	0	0	0	0	0	0	0	15	19	0.00	2.000										

Boston Red Sox @ Anaheim Angels
Edison International Field, Anaheim, CA
Mon Jul 29 2002, 10:05 PM EDT
Att: 27,929 - Sunny - 75 F

AB 34
R 4
H 9
RBI 4
BB 3
SO 3
LOB 16



Batter	1	2	3	4	5	6	7	8	9	AB	R	H	RBI	BB	SO	LOB	BOTTOM										
David Eckstein, R OBP: 0.369, SLG: 0.389	P6	CS	G3-1 G6-3 1B		G4-3		G5-3			4	1	1	0	0	0	3											
Darin Erstad, L OBP: 0.323, SLG: 0.396	F7		G3-1		K			HR		4	1	1	1	0	1	2											
Tim Salmon, R OBP: 0.376, SLG: 0.510	E5 16 2B		G6-3		F8			16 SF8 3B		4	2	1	1	0	0	0											
16 Garret Anderson, L OBP: 0.324, SLG: 0.531	F9		F9		G3		SF8			3	0	1	2	0	0	0											
Troy Glaus, R OBP: 0.350, SLG: 0.420	F7		G5-3		K		G1-3			4	0	0	0	0	1	1											
Shawn Woolen, R OBP: 0.257, SLG: 0.313	F8		G6-3		G6-3		1B BB	1B		2	0	0	0	1	0	0											
Jose Nieves, R OBP: 0.303, SLG: 0.309					L4		S	HBP		0	0	0	0	0	0	0											
Brad Fulmer, L OBP: 0.337, SLG: 0.500							1B BB	1B		0	0	0	0	0	0	0											
Scott Spiezio, S OBP: 0.375, SLG: 0.431			HR				S	1B		4	1	3	1	0	0	0											
Benji Gil, R OBP: 0.302, SLG: 0.410			G6-3		G4-3 SH3 1B		P6	G4-3		2	0	1	0	0	0	0											
Orilando Palmeiro, L OBP: 0.358, SLG: 0.361										1	0	0	0	0	0	2											
Jorge Fabregas, L OBP: 0.246, SLG: 0.205										1	0	0	0	0	0	2											
José Molina, R OBP: 0.391, SLG: 0.381					SH3		K			0	0	0	0	1	0	0											
Adam Kennedy, L OBP: 0.331, SLG: 0.422										1	0	0	0	0	1	2											
Inning Stats	R: 1 E: 1 K: 0 S: 12	H: 1 LOB: 1 BB: 0 P: 19	R: 1 E: 0 K: 0 S: 13	H: 1 LOB: 0 BB: 1 P: 22	R: 1 E: 0 K: 0 S: 9	H: 1 LOB: 0 BB: 0 P: 13	R: 0 E: 0 K: 0 S: 9	H: 0 LOB: 0 BB: 0 P: 15	R: 0 E: 0 K: 1 S: 12	H: 1 LOB: 1 BB: 0 P: 16	R: 0 E: 0 K: 1 S: 9	H: 0 LOB: 0 BB: 0 P: 15	R: 0 E: 0 K: 1 S: 12	H: 1 LOB: 3 BB: 1 P: 19	R: 2 E: 0 K: 0 S: 15	H: 3 LOB: 2 BB: 0 P: 25	1B: 4 2B: 1 3B: 1 HR: 2	SF: 1 SAC: 1 DP: 0 HBP: 1	WP: 0 PB: 0 SB: 2 CS: 1	PA: 36							
PITCHER	IP	WLS	BF	H	R	ER	SO	BB	IBB	HBP	BLK	WP	HR	S	P	ERA	WHIP										
Casey Fossum, L ERA: 3.13	(1, 1)	6.0	25	7	4	2	2	2	0	0	0	0	0	4	4	3.00	1.167										
Rolando Arrojo, R ERA: 4.62	(7, 1)	0.1	H	1	0	0	0	0	0	0	0	0	0	4	4	0.00	0.000										
Alan Embree, L ERA: 1.69	(7, 1)	1.0	L	5	2	2	1	0	0	0	0	0	1	14	18	18.00	2.000										
Willie Banks, R ERA: 3.0	(8, 1)	0.2	4	1	0	0	0	0	0	1	0	0	0	8	15	0.00	1.500										

Boston Red Sox @ Anaheim Angels
Edison International Field, Anaheim, CA
Mon Jul 29 2002, 10:05 PM EDT
Att: 27,929 - Sunny - 75 F

AB 30
R 5
H 8
RBI 5
BB 2
SO 3
LOB 12



Batter	1	2	3	4	5	6	7	8	9	AB R H RBI BB SO LOB	TOP										
18 Johnny Damon, L (1, 8) OBP: 0.364, SLG: 0.433	G6-3		G6-3				G4-3		G6-3	4 1 1 1 1 0 0	Boston Red Sox @ Anaheim Angels Edison International Field, Anaheim, CA Tue Jul 30, 2002, 10:05 PM EDT Att: 32,812 - Cloudy - 71 F										
Trot Nixon, L (1, 9) OBP: 0.349, SLG: 0.490	K		G6-3				K		G6-3	5 1 1 1 1 0 2 2											
Nomar Garciaparra, R (1, 6) OBP: 0.342, SLG: 0.531	K			G5-3			F9			4 0 1 1 0 1 0											
Manny Ramirez, R (1, 10) OBP: 0.435, SLG: 0.591		K		F9			G1-3		G6-3	4 0 0 0 0 1 1											
Jason Varitek, S (1, 2) OBP: 0.360, SLG: 0.439		P6					G4-3		G6-3	4 1 2 1 0 0 1											
Shea Hillenbrand, R (1, 5) OBP: 0.336, SLG: 0.462		1B							G1-6-3	4 1 2 1 0 0 1											
Brian Daubach, L (1, 7) OBP: 0.361, SLG: 0.488		1B							G4-3	3 1 1 0 1 0 1											
Tony Clark, S (1, 3) OBP: 0.266, SLG: 0.316		K							G4-3	4 0 0 0 0 1 3											
Rey Sanchez, R (1, 4) OBP: 0.317, SLG: 0.369			K						G4-3	4 1 1 0 0 1 1											
Inning Stats	R: 0 H: 0 E: 0 K: 2 S: 9	H: 0 LOB: 0 BB: 0 P: 12	R: 0 H: 2 E: 0 K: 2 S: 13	H: 2 LOB: 2 BB: 0 P: 19	R: 0 H: 0 E: 0 K: 1 S: 8	H: 0 LOB: 0 BB: 0 P: 14	R: 1 H: 1 E: 0 K: 0 S: 9	H: 1 LOB: 0 BB: 0 P: 11	R: 4 H: 3 E: 2 K: 0 S: 20	H: 3 LOB: 1 BB: 1 P: 30	R: 1 H: 1 E: 0 K: 0 S: 8	H: 1 LOB: 0 BB: 0 P: 13	R: 0 H: 0 E: 0 K: 1 S: 8	H: 0 LOB: 0 BB: 0 P: 12	R: 0 H: 1 E: 0 K: 0 S: 9	H: 1 LOB: 1 BB: 0 P: 16	R: 0 H: 1 E: 0 K: 0 S: 5	H: 1 LOB: 1 BB: 1 P: 12	1B: 3 2B: 4 3B: 0 HR: 2	SF: 0 SAC: 0 DP: 1 HBP: 0	WP: 0 PA: 38 PB: 0 SB: 1 CS: 0
PITCHER	IP WLS BF H R ER SO BB IBB HBP BLK WP HR S P ERA WHIP											PITCHER	IP WLS BF H R ER SO BB IBB HBP BLK WP HR S P ERA WHIP								
Ramon Ortiz, R (1, 1) ERA: 3.94	6.0 L 27 7 6 4 5 1 0 0 0 0 0 2 67 99 6.00 1.333																				
62 Scot Shields, R (7, 1) ERA: 2.56	1.0 3 0 0 0 1 0 0 0 0 0 0 0 8 12 0.00 0.000																				
Al Levine, R (8, 1) ERA: 3.79	2.0 8 2 0 0 0 1 0 0 0 0 0 0 14 28 0.00 1.500																				

AB	36
R	6
H	9
RBI	5
BB	2
SO	6
LOB	10



Batter	1	2	3	4	5	6	7	8	9	AB R H RBI BB SO LOB	BOTTOM										
David Eckstein, R (1, 6) OBP: 0.366, SLG: 0.385	F9		K			G3-1			K	4 0 0 0 0 2 0	Boston Red Sox @ Anaheim Angels Edison International Field, Anaheim, CA Tue Jul 30, 2002, 10:05 PM EDT Att: 32,812 - Cloudy - 71 F										
Darin Erstad, L (1, 8) OBP: 0.323, SLG: 0.395	F9									3 0 1 0 0 0 0											
Tim Salmon, R (1, 10) OBP: 0.375, SLG: 0.507										2 0 0 0 1 2 1											
16 Garret Anderson, L (1, 7) OBP: 0.322, SLG: 0.527										3 0 0 0 0 0 2											
Brad Fullmer, L (1, 3) OBP: 0.337, SLG: 0.498										3 0 1 0 0 1 0											
Scott Spiezio, S (1, 5) OBP: 0.372, SLG: 0.427										3 0 0 0 0 1 1											
Orlando Palmeiro, L (1, 9) OBP: 0.352, SLG: 0.553										3 0 0 0 0 1 1											
Adam Kennedy, L (1, 4) OBP: 0.328, SLG: 0.418										3 0 0 0 0 2 0											
José Molina, R (1, 2) OBP: 0.360, SLG: 0.348										2 0 0 0 0 1 0											
Shawn Wooten, R (9, PH) OBP: 0.250, SLG: 0.303										1 0 0 0 0 0 0											
Inning Stats	R: 0 H: 0 E: 0 K: 0 S: 7	H: 1 LOB: 1 BB: 1 P: 15	R: 0 H: 1 E: 0 K: 2 S: 7	H: 1 LOB: 0 BB: 0 P: 11	R: 0 H: 0 E: 0 K: 2 S: 7	H: 0 LOB: 0 BB: 0 P: 10	R: 0 H: 1 E: 0 K: 1 S: 12	H: 1 LOB: 0 BB: 0 P: 14	R: 0 H: 0 E: 0 K: 1 S: 7	H: 0 LOB: 0 BB: 0 P: 10	R: 0 H: 0 E: 0 K: 2 S: 9	H: 0 LOB: 0 BB: 0 P: 14	R: 0 H: 0 E: 0 K: 1 S: 7	H: 0 LOB: 0 BB: 0 P: 8	R: 0 H: 0 E: 0 K: 0 S: 9	H: 0 LOB: 0 BB: 0 P: 11	R: 0 H: 0 E: 0 K: 1 S: 7	H: 0 LOB: 0 BB: 0 P: 11	1B: 2 2B: 0 3B: 0 HR: 0	SF: 0 SAC: 0 DP: 1 HBP: 0	WP: 0 PA: 28 PB: 0 SB: 0 CS: 0
PITCHER	IP WLS BF H R ER SO BB IBB HBP BLK WP HR S P ERA WHIP											PITCHER	IP WLS BF H R ER SO BB IBB HBP BLK WP HR S P ERA WHIP								
Pedro Martinez, R (1, 1) ERA: 2.36	8.0 W 25 2 0 0 9 1 0 0 0 0 0 0 65 93 0.00 0.375																				
Ugueth Urbina, R (9, 1) ERA: 3.65	1.0 3 0 0 0 1 0 0 0 0 0 0 0 7 11 0.00 0.000																				

AB	27
R	0
H	2
RBI	0
BB	1
SO	10
LOB	5



Batter	1	2	3	4	5	6	7	8	9	AB	R	H	RBI	BB	SO	LOB	TOP					
Rickey Henderson, R OBP: 0.376, SLG: 0.381 (1, 7)										3	1	2	0	2	0	2						
18 Johnny Damon, L OBP: 0.362, SLG: 0.430 (1, 8)										5	0	1	0	0	0	5						
Nomar Garciaparra, R OBP: 0.339, SLG: 0.525 (1, 6)										4	1	0	1	0	0	2						
Manny Ramirez, R OBP: 0.436, SLG: 0.588 (1, 10)										3	0	1	0	1	1	1						
Brian Daubach, L OBP: 0.360, SLG: 0.486 (1, 3)										3	0	1	1	0	0	2						
Shea Hillenbrand, R OBP: 0.333, SLG: 0.478 (1, 5)										4	0	0	0	0	2	4						
Trot Nixon, L OBP: 0.351, SLG: 0.489 (1, 9)										3	0	1	0	1	0	0						
Doug Mirabeli, R OBP: 0.324, SLG: 0.465 (1, 2)										4	0	2	0	0	1	3						
Rey Sanchez, R OBP: 0.312, SLG: 0.362 (1, 4)										4	0	0	0	0	0	2						
Inning Stats	R: 0 E: 0 K: 0 S: 10	H: 1 LOB: 1 BB: 0 P: 18	R: 0 E: 0 K: 1 S: 13	H: 0 LOB: 1 BB: 1 P: 20	R: 0 E: 0 K: 0 S: 10	H: 1 LOB: 0 BB: 0 P: 16	R: 0 E: 0 K: 2 S: 8	H: 1 LOB: 1 BB: 0 P: 12	R: 0 E: 0 K: 0 S: 5	H: 1 LOB: 3 BB: 1 P: 7	R: 1 E: 0 K: 0 S: 13	H: 1 LOB: 2 BB: 2 P: 23	R: 0 E: 1 K: 0 S: 15	H: 1 LOB: 2 BB: 0 P: 23	R: 1 E: 1 K: 1 S: 10	H: 2 LOB: 2 BB: 0 P: 17	R: 0 E: 0 K: 0 S: 15	H: 0 LOB: 1 BB: 1 P: 23	1B: 8 2B: 0 3B: 0 HR: 0	SF: 2 SAC: 0 DP: 1 HBP: 0	WP: 0 PB: 0 SB: 2 CS: 1	PA: 39
PITCHER	IP WLS BF H R ER SO BB IBB HBP BLK WP HR S P ERA WHIP																					
41 John Lackey, R ERA: 2.86 (1, 1)	6.1 L 27 6 1 1 3 3 0 0 0 0 0 69 110 1.42 1.421																					
Ben Weber, R ERA: 2.63 (7, 1)	1.2 8 2 1 0 1 0 0 0 0 0 0 15 26 0.00 1.200																					
Brendan Donnelly, R ERA: 2.33 (9, 1)	1.0 4 0 0 0 0 1 0 0 0 0 0 0 15 23 0.00 1.000																					

Boston Red Sox @ Anaheim Angels
Edison International Field, Anaheim, CA
Wed Jul 31 2002, 10:05 PM EDT
Att: 28,227 - Cloudy - 74 F

AB 33
R 2
H 8
RBI 2
BB 4
SO 4
LOB 21



Batter	1	2	3	4	5	6	7	8	9	AB	R	H	RBI	BB	SO	LOB	BOTTOM					
David Eckstein, R OBP: 0.366, SLG: 0.382 (1, 6)										3	0	0	0	0	0	2						
Darin Erstad, L OBP: 0.320, SLG: 0.392 (1, 8)										4	0	0	0	0	0	5						
Tim Salmon, R OBP: 0.374, SLG: 0.504 (1, 9)										4	0	1	0	0	2	0						
16 Garret Anderson, L OBP: 0.319, SLG: 0.522 (1, 7)										4	0	0	0	0	2	1						
Troy Glaus, R OBP: 0.352, SLG: 0.429 (1, 5)										4	1	2	1	0	1	1						
Brad Fullmer, L OBP: 0.337, SLG: 0.496 (1, 10)										3	0	1	0	0	1	0						
Benji Gil, R OBP: 0.299, SLG: 0.405 (8, PH)										1	0	0	0	0	0	0						
Scott Spiezio, S OBP: 0.371, SLG: 0.428 (1, 3)										4	0	1	0	0	0	2						
Adam Kennedy, L OBP: 0.327, SLG: 0.416 (1, 4)										4	0	1	0	0	0	1						
José Molina, R OBP: 0.429, SLG: 0.400 (1, 2)										2	0	2	0	1	0	0						
Orlando Palmeiro, L OBP: 0.349, SLG: 0.351 (9, PH)										1	0	0	0	0	0	1						
Inning Stats	R: 0 E: 0 K: 1 S: 8	H: 0 LOB: 0 BB: 0 P: 15	R: 0 E: 0 K: 2 S: 9	H: 0 LOB: 0 BB: 0 P: 14	R: 0 E: 0 K: 0 S: 12	H: 1 LOB: 1 BB: 0 P: 17	R: 0 E: 0 K: 2 S: 16	H: 1 LOB: 1 BB: 0 P: 20	R: 0 E: 0 K: 0 S: 12	H: 1 LOB: 3 BB: 1 P: 21	R: 0 E: 0 K: 1 S: 9	H: 2 LOB: 2 BB: 0 P: 18	R: 0 E: 0 K: 0 S: 16	H: 1 LOB: 1 BB: 0 P: 21	R: 1 E: 0 K: 0 S: 6	H: 1 LOB: 0 BB: 0 P: 10	R: 0 E: 0 K: 0 S: 7	H: 1 LOB: 1 BB: 0 P: 12	1B: 6 2B: 1 3B: 0 HR: 1	SF: 0 SAC: 0 DP: 1 HBP: 2	WP: 0 PB: 0 SB: 0 CS: 0	PA: 37
PITCHER	IP WLS BF H R ER SO BB IBB HBP BLK WP HR S P ERA WHIP																					
49 Tim Wakefield, R ERA: 3.31 (1, 1)	5.0 W 20 3 0 0 5 1 0 1 0 0 0 20 34 0.00 0.800																					
Rolando Arrojo, R ERA: 4.54 (6, 1)	1.1 H 8 3 0 0 1 0 0 1 0 0 0 20 34 0.00 2.250																					
Alan Embree, L ERA: 1.85 (7, 1)	1.2 H 5 1 1 1 0 0 0 0 0 0 1 11 15 5.40 0.600																					
Ugueth Urbina, R ERA: 3.55 (9, 1)	1.0 S 4 1 0 0 0 0 0 0 0 1 0 0 7 12 0.00 1.000																					

Boston Red Sox @ Anaheim Angels
Edison International Field, Anaheim, CA
Wed Jul 31 2002, 10:05 PM EDT
Att: 28,227 - Cloudy - 74 F

AB 34
R 1
H 8
RBI 1
BB 1
SO 6
LOB 13



Batter	1	2	3	4	5	6	7	8	9	AB	R	H	RBI	BB	SO	LOB	TOP					
Alfonso Soriano, R (1,4) OBP: 0.340, SLG: 0.580	F3			1B BB		P4	FC5-4			3	0	0	0	1	0	2	New York Yankees @ Anaheim Angels Edison International Field, Anaheim, CA Thu Aug 01 2002, 10:05 PM EDT Att: 42,897 - Sunny - 72 F					
2 Derek Jeter, R (1,6) OBP: 0.394, SLG: 0.427	K			K				1B		3	0	1	0	1	2	1						
25 Jason Giambi, L (1,3) OBP: 0.437, SLG: 0.606	G1-3			F9		K		K		4	0	0	0	0	2	3						
Bernie Williams, S (1,8) OBP: 0.412, SLG: 0.488		F9				G4-3				4	0	2	0	0	0	1						
20 Jorge Posada, S (1,10) OBP: 0.374, SLG: 0.506		F8						G4-6-3		3	1	0	0	1	1	4						
Raul Mondesi, R (1,9) OBP: 0.310, SLG: 0.440		F8								4	0	1	0	0	0	0						
Rondell White, R (1,7) OBP: 0.312, SLG: 0.395				F7		F8		P4		4	0	0	0	0	0	2						
Ron Coomer, R (1,5) OBP: 0.359, SLG: 0.500				F9						3	0	2	1	0	0	0						
Robin Ventura, L (9, PH) OBP: 0.377, SLG: 0.500								F9		1	0	0	0	0	0	0						
Chris Widger, R (1,2) OBP: 0.321, SLG: 0.308				K		P3				3	0	0	0	0	1	3						
Inning Stats	R: 0 E: 0 K: 1 S: 9	H: 0 LOB: 0 BB: 0 P: 15	R: 0 E: 0 K: 0 S: 10	H: 0 LOB: 0 BB: 0 P: 15	R: 0 E: 0 K: 1 S: 8	H: 0 LOB: 0 BB: 0 P: 12	R: 0 E: 0 K: 2 S: 10	H: 1 LOB: 2 BB: 1 P: 18	R: 0 E: 0 K: 0 S: 8	H: 1 LOB: 1 BB: 0 P: 12	R: 0 E: 0 K: 1 S: 6	H: 0 LOB: 1 BB: 1 P: 12	R: 1 E: 0 K: 0 S: 9	H: 2 LOB: 2 BB: 1 P: 15	R: 0 E: 0 K: 1 S: 9	H: 2 LOB: 1 BB: 0 P: 14	R: 0 E: 0 K: 0 S: 8	H: 0 LOB: 0 BB: 0 P: 11	1B: 6 2B: 0 3B: 0 HR: 0	SF: 0 SAC: 0 DP: 1 HBP: 0	WP: 0 PB: 0 SB: 0 CS: 0	PA: 35
PITCHER	IP WLS BF H R ER SO BB IBB HBP BLK WP HR S P ERA WHIP																					
Jarrod Washburn, L (1,1) ERA: 3.14	7.0 W 28 4 1 1 5 3 0 0 0 0 0 0 60 99 1.29 1.000																					
Brendan Donnelly, R (8,1) ERA: 2.33	0.0 1 1 0 0 0 0 0 0 0 0 0 0 2 3 ∞ ∞																					
Scott Schoeneweis, L (8,1) ERA: 5.4	0.1 H 1 0 0 0 1 0 0 0 0 0 0 0 4 6 0.00 0.000																					
Ben Weber, R (8,1) ERA: 2.59	0.2 H 2 1 0 0 0 0 0 0 0 0 0 0 3 5 0.00 1.500																					
Troy Percival, R (9,1) ERA: 1.98	1.0 S 3 0 0 0 0 0 0 0 0 0 0 0 8 11 0.00 0.000																					

AB	32
R	1
H	6
RBI	1
BB	3
SO	6
LOB	16



Batter	1	2	3	4	5	6	7	8	9	AB	R	H	RBI	BB	SO	LOB	BOTTOM					
David Eckstein, R (1,6) OBP: 0.363, SLG: 0.378	F8		P4		G1-3		G5-3			4	0	0	0	0	0	2	New York Yankees @ Anaheim Angels Edison International Field, Anaheim, CA Thu Aug 01 2002, 10:05 PM EDT Att: 42,897 - Sunny - 72 F					
Darin Erstad, L (1,8) OBP: 0.322, SLG: 0.390	1B SF9 BB		F5		L9			IBB		2	1	0	0	2	0	0						
Tim Salmon, R (1,9) OBP: 0.375, SLG: 0.504	1B				L4			K		4	0	2	0	0	1	3						
16 Garret Anderson, L (1,7) OBP: 0.321, SLG: 0.522	SF9					G4-3		SH1-4 1B		2	0	1	1	1	0	0						
Troy Glaus, R (1,5) OBP: 0.353, SLG: 0.429	1B		K			G6-3		SH1-4 1B		4	0	2	0	0	1	2						
Brad Fuller, L (1,10) OBP: 0.336, SLG: 0.505	F8									3	1	1	1	0	0	2						
Benji Gil, R (8, PH) OBP: 0.299, SLG: 0.405										0	0	0	0	0	0	0						
Orlando Palmeiro, L (8, PH) OBP: 0.349, SLG: 0.351										0	0	0	0	0	0	0						
Scott Spiezio, S (1,3) OBP: 0.369, SLG: 0.424		G6-3			F7		G4-3			3	0	0	0	1	0	0						
Bengie Molina, R (1,2) OBP: 0.289, SLG: 0.331		G5-3			G6-3		G5-3 1B			4	0	1	0	0	1	3						
Adam Kennedy, L (1,4) OBP: 0.326, SLG: 0.414		G3			F9		G5-3 1B			4	0	1	0	0	1	3						
Inning Stats	R: 1 E: 0 K: 0 S: 10	H: 2 LOB: 2 BB: 1 P: 19	R: 0 E: 0 K: 0 S: 5	H: 0 LOB: 0 BB: 0 P: 7	R: 0 E: 0 K: 1 S: 14	H: 1 LOB: 2 BB: 1 P: 22	R: 1 E: 0 K: 0 S: 11	H: 1 LOB: 0 BB: 0 P: 17	R: 0 E: 0 K: 0 S: 6	H: 0 LOB: 0 BB: 0 P: 10	R: 0 E: 0 K: 0 S: 5	H: 0 LOB: 0 BB: 0 P: 8	R: 0 E: 0 K: 1 S: 14	H: 2 LOB: 3 BB: 1 P: 24	R: 0 E: 0 K: 2 S: 10	H: 2 LOB: 3 BB: 1 P: 23	R: 0 E: 0 K: 0 S: 8	H: 0 LOB: 0 BB: 0 P: 11	1B: 7 2B: 0 3B: 0 HR: 1	SF: 1 SAC: 1 DP: 0 HBP: 0	WP: 0 PB: 0 SB: 0 CS: 0	PA: 36
PITCHER	IP WLS BF H R ER SO BB IBB HBP BLK WP HR S P ERA WHIP																					
Jeff Weaver, R (1,1) ERA: 3.99	7.0 L 30 6 2 2 2 2 2 1 0 0 0 0 65 107 2.57 1.143																					
Mike Stanton, L (8,1) ERA: 3.16	0.0 2 2 0 0 0 0 0 0 0 0 0 0 3 7 ∞ ∞																					
Steve Karsay, R (8,1) ERA: 3.63	1.0 4 0 0 0 0 2 0 1 0 0 0 0 7 16 0.00 0.000																					

AB	30
R	2
H	8
RBI	2
BB	4
SO	4
LOB	15



Batter	1	2	3	4	5	6	7	8	9	AB	R	H	RBI	BB	SO	LOB	TOP			
Alfonso Soriano, R OBP: 0.335, SLG: 0.570										4	0	0	0	0	2	2	<p>New York Yankees @ Anaheim Angels Edison International Field, Anaheim, CA</p> <p>Sat Aug 03 2002, 10:05 PM EDT Att: 43,619 - Sunny - 72 F</p> <p>livebaseballscores.com</p>			
2 Derek Jeter, R OBP: 0.394, SLG: 0.430										4	1	1	1	0	0	1				
25 Jason Giambi, L OBP: 0.436, SLG: 0.599										4	1	1	0	0	1	1				
Bernie Williams, S OBP: 0.411, SLG: 0.493										4	1	1	3	0	0	1				
Robin Ventura, L OBP: 0.370, SLG: 0.489										4	0	0	0	0	2	1				
20 Jorge Posada, S OBP: 0.372, SLG: 0.499										3	0	1	0	1	2	0				
Raul Mondesi, R OBP: 0.307, SLG: 0.433										4	0	0	0	0	1	2				
Nick Johnson, L OBP: 0.349, SLG: 0.431										3	1	1	0	1	1	0				
Rondell White, R OBP: 0.315, SLG: 0.400										3	0	1	0	0	0	1				
Inning Stats	R: 0 E: 0 K: 2 S: 7	H: 0 LOB: 0 BB: 0 P: 10	R: 0 E: 0 K: 0 S: 5	H: 0 LOB: 1 BB: 1 P: 11	R: 0 E: 0 K: 2 S: 8	H: 0 LOB: 0 BB: 0 P: 10	R: 0 E: 0 K: 1 S: 18	H: 1 LOB: 1 BB: 0 P: 27	R: 0 E: 0 K: 1 S: 13	H: 0 LOB: 1 BB: 1 P: 23	R: 0 E: 0 K: 1 S: 11	H: 1 LOB: 1 BB: 0 P: 19	R: 4 E: 0 K: 1 S: 14	H: 4 LOB: 0 BB: 0 P: 17	R: 0 E: 0 K: 1 S: 8	H: 0 LOB: 0 BB: 0 P: 12	1B: 5 2B: 0 3B: 0 HR: 1	SF: 0 SAC: 0 DP: 0 HBP: 0	WP: 0 PB: 0 SB: 0 CS: 0	PA: 35
PITCHER	IP WLS BF H R ER SO BB IBB HBP BLK WP HR S P ERA WHIP																			
Aaron Sele, R ERA: 4.61	(1, 1) 7.0 26 3 1 1 1 7 2 0 0 0 0 0 0 69 110 1.29 0.714																			
Ben Weber, R ERA: 2.74	(8, 1) 0.2 3 1 0 0 0 0 0 0 0 0 0 0 0 5 6 0.00 1.500																			
Scott Schoeneweis, L ERA: 5.49	(8, 1) 0.0 1 1 0 0 0 0 0 0 0 0 0 0 0 1 2 ∞ ∞																			
Troy Percival, R ERA: 2.14	(8, 1) 1.1 W 5 1 3 3 2 0 0 0 0 0 0 1 14 19 20.25 0.750																			

Batter	1	2	3	4	5	6	7	8	9	AB	R	H	RBI	BB	SO	LOB	BOTTOM			
David Eckstein, R OBP: 0.359, SLG: 0.372										4	0	1	0	0	1	3	<p>New York Yankees @ Anaheim Angels Edison International Field, Anaheim, CA</p> <p>Sat Aug 03 2002, 10:05 PM EDT Att: 43,619 - Sunny - 72 F</p> <p>livebaseballscores.com</p>			
Darin Erstad, L OBP: 0.320, SLG: 0.387										4	1	1	0	0	0	3				
Tim Salmon, R OBP: 0.378, SLG: 0.517										4	2	3	2	0	0	0				
16 Garret Anderson, L OBP: 0.322, SLG: 0.524										4	0	1	0	0	1	2				
Troy Glaus, R OBP: 0.351, SLG: 0.425										3	1	1	1	0	1	1				
Brad Fullmer, L OBP: 0.336, SLG: 0.514										3	1	1	2	0	0	0				
Shawn Wooten, R OBP: 0.270, SLG: 0.303										0	0	0	0	1	0	0				
Scott Spiezio, S OBP: 0.362, SLG: 0.415										4	0	0	0	0	0	2				
Adam Kennedy, L OBP: 0.329, SLG: 0.416										3	0	2	0	0	0	0				
Benji Gil, R OBP: 0.289, SLG: 0.391										0	0	0	0	0	0	0				
José Molina, R OBP: 0.452, SLG: 0.444										2	0	1	0	1	0	1				
Inning Stats	R: 0 E: 0 K: 2 S: 8	H: 1 LOB: 1 BB: 0 P: 17	R: 0 E: 0 K: 1 S: 8	H: 0 LOB: 0 BB: 0 P: 13	R: 0 E: 0 K: 0 S: 8	H: 1 LOB: 1 BB: 0 P: 11	R: 2 E: 0 K: 0 S: 9	H: 2 LOB: 0 BB: 0 P: 12	R: 0 E: 0 K: 0 S: 6	H: 2 LOB: 0 BB: 0 P: 10	R: 2 E: 0 K: 0 S: 8	H: 2 LOB: 2 BB: 0 P: 12	R: 0 E: 0 K: 0 S: 10	H: 1 LOB: 2 BB: 1 P: 19	R: 1 E: 0 K: 0 S: 7	H: 2 LOB: 1 BB: 1 P: 17	1B: 6 2B: 4 3B: 0 HR: 2	SF: 1 SAC: 0 DP: 1 HBP: 0	WP: 0 PB: 0 SB: 2 CS: 2	PA: 36
PITCHER	IP WLS BF H R ER SO BB IBB HBP BLK WP HR S P ERA WHIP																			
Orlando Hernandez, R ERA: 3.45	(1, 1) 7.0 29 9 4 4 3 1 0 0 0 0 0 1 57 94 5.14 1.429																			
Ramiro Mendoza, R ERA: 3.68	(8, 1) 0.1 L 3 2 1 1 0 0 0 0 0 0 0 0 1 4 7 27.00 6.000																			
Mike Stanton, L ERA: 3.12	(8, 1) 0.2 2 0 0 0 0 0 0 1 0 0 0 0 0 3 10 0.00 0.000																			

Batter	1	2	3	4	5	6	7	8	9	10	11	12	AB	R	H	RBI	BB	SO	LOB	
2 Derek Jeter, R OBP: 0.361, SLG: 0.426	F9	1B		K		K		G6-3		G6-3		K	7	1	1	1	0	3	4	
Enrique Wilson, S OBP: 0.279, SLG: 0.354	2B	1B		P4		G4-3			F8		G4-3	1B	6	1	2	1	1	0	0	
Ramiro Mendoza, R (12, 1)	2B	1B										BB	0	0	0	0	0	0	0	
25 Jason Giambi, L OBP: 0.434, SLG: 0.598	G1-3	P5		K								1B	4	0	1	1	0	1	2	
John Vander Wal, L OBP: 0.328, SLG: 0.423												1B	1	0	1	0	0	0	0	
Alfonso Soriano, R OBP: 0.337, SLG: 0.572	2B											1B	2	0	2	1	0	0	0	
Bernie Williams, S OBP: 0.409, SLG: 0.488	G1-3	1B				K		G6-3		F8		1B	6	0	1	1	1	1	4	
Robin Ventura, L OBP: 0.369, SLG: 0.485	L3	G4-3				BB	BLK	1B		G3-1		F7	5	0	1	0	1	0	5	
Raul Mondesi, R OBP: 0.369, SLG: 0.441		HR		F8	G4-3	1B		BB		G6-3		FC5-4	5	1	2	1	1	0	4	
Nick Johnson, L OBP: 0.346, SLG: 0.424	F9	G4-3						BB		G4-3		G4-3	5	0	0	0	1	1		
Rondell White, R OBP: 0.315, SLG: 0.395	E5	F8		L4						P4		BB	4	2	0	0	1	0	4	
Chris Widger, R OBP: 0.344, SLG: 0.367	1B											BB	4	1	2	0	0	0	4	
20 Jorge Posada, S OBP: 0.373, SLG: 0.497	1B	2B		F7		G4-3				FC4-6		BB	1	1	0	0	1	0	1	
												BB								
Inning Stats	R: 1 E: 0 K: 0 S: 10	H: 2 LOB: 1 BB: 0 P: 16	R: 4 E: 1 K: 0 S: 14	H: 5 LOB: 2 BB: 0 P: 22	R: 0 E: 0 K: 2 S: 12	H: 1 LOB: 1 BB: 0 P: 18	R: 0 E: 0 K: 1 S: 18	H: 1 LOB: 2 BB: 2 P: 33	R: 0 E: 0 K: 1 S: 10	H: 0 LOB: 0 BB: 0 P: 9	R: 0 E: 0 K: 0 S: 13	H: 1 LOB: 2 BB: 1 P: 19	R: 0 E: 0 K: 1 S: 17	H: 1 LOB: 2 BB: 1 P: 22	R: 2 E: 0 K: 1 S: 10	H: 1 LOB: 2 BB: 3 P: 26	1B: 9 2B: 3 3B: 0 HR: 1	SF: 0 SAC: 0 DP: 0 HBP: 1	WP: 0 PB: 0 SB: 2 CS: 0	PA: 58
PITCHER	IP WLS BF H R ER SO BB IBB HBP BLK WP HR S P ERA WHIP	PITCHER												IP WLS BF H R ER SO BB IBB HBP BLK WP HR S P ERA WHIP						
Ramon Ortiz, R ERA: 4.0	(1, 1) 4.1 25 9 5 3 3	62 Scot Shields, R ERA: 3.04												(11, 1) 2.0 12 2 2 2 1						
Brendan Donnelly, R ERA: 2.14	(5, 1) 1.2 5 0 0 0 1																			
Ben Weber, R ERA: 2.63	(7, 1) 2.0 7 1 0 0 0																			
Troy Percival, R ERA: 2.08	(9, 1) 1.0 5 1 0 0 0																			
Al Levine, R ERA: 3.51	(10, 1) 1.0 4 0 0 0 1																			

New York Yankees @ Anaheim Angels
Edison International Field, Anaheim, CA

Sun Aug 04 2002, 4:05 PM EDT
Att. 43,455 - Sunny - 84 F

AB	50
R	7
H	13
RBI	6
BB	7
SO	6
LOB	29

Batter	1	2	3	4	5	6	7	8	9	10	11	12	AB	R	H	RBI	BB	SO	LOB					
David Eckstein, R OBP: 0.356, SLG: 0.372	HR	SH1-3		G5-3		G5-3			L1	F8			6	2	2	0	0	0	2					
Darin Erstad, L OBP: 0.319, SLG: 0.385	P5	SH1-3		F7				G6-3	BB	S	1B	F8	5	0	1	0	0	0	1					
Tim Salmon, R OBP: 0.379, SLG: 0.514	HR	SF8		F9					FC5	BB	BB	G5-3	2	1	0	1	3	0	0					
Shawn Wooten, R OBP: 0.289, SLG: 0.297	F9	E9				K		F7				F7	4	0	1	1	0	1	3					
16 Garret Anderson, L OBP: 0.321, SLG: 0.523		1B											1	0	0	0	0	1	2					
Scott Spiezio, S OBP: 0.361, SLG: 0.413													1	0	0	0	0	0	0					
Troy Glaus, R OBP: 0.351, SLG: 0.430	HR	L7				G5-3		F7		FC5	BB	K	5	1	1	3	1	1	2					
Alex Ochoa, R OBP: 0.354, SLG: 0.378	S																							
Brad Fullmer, L OBP: 0.335, SLG: 0.512	2B			K		G6-3			G5-3	FC5		F8	5	0	1	0	0	1	3					
Benji Gil, R OBP: 0.293, SLG: 0.386													1	0	0	0	1	0	0					
Adam Kennedy, L OBP: 0.331, SLG: 0.417	BB			F3		G3-1		S	F8			SH3-4	4	0	2	0	0	1	0					
Bengie Molina, R OBP: 0.289, SLG: 0.330	F8											SH3-4	4	0	2	0	0	0	3					
Orlando Palmeiro, L OBP: 0.343, SLG: 0.344		SH1-3											5	1	1	0	0	0	4					
Inning Stats	R: 3 E: 0 K: 0 S: 15	H: 3 LOB: 2 BB: 2 P: 30	R: 2 E: 1 K: 0 S: 12	H: 3 LOB: 1 BB: 0 P: 14	R: 0 E: 0 K: 1 S: 10	H: 1 LOB: 1 BB: 0 P: 15	R: 0 E: 0 K: 0 S: 6	H: 0 LOB: 0 BB: 0 P: 7	R: 0 E: 0 K: 1 S: 6	H: 1 LOB: 1 BB: 1 P: 9	R: 0 E: 0 K: 0 S: 11	H: 0 LOB: 1 BB: 1 P: 13	R: 0 E: 0 K: 1 S: 15	H: 1 LOB: 3 BB: 2 P: 29	R: 0 E: 0 K: 0 S: 10	H: 1 LOB: 1 BB: 0 P: 17	R: 0 E: 0 K: 2 S: 11	H: 0 LOB: 0 BB: 0 P: 14	R: 0 E: 0 K: 1 S: 11	H: 0 LOB: 0 BB: 0 P: 16	1B: 9 2B: 1 3B: 0 HR: 1	SF: 1 SAC: 2 DP: 0 HBP: 0	WP: 0 PB: 0 SB: 3 CS: 0	PA: 52
PITCHER	IP WLS BF H R ER SO BB IBB HBP BLK WP HR S P ERA WHIP	PITCHER												IP WLS BF H R ER SO BB IBB HBP BLK WP HR S P ERA WHIP										
David Wells, L ERA: 3.62	(1, 1) 2.0 14 6 5 5 0	Ramiro Mendoza, R ERA: 3.63												(12, 1) 1.0 3 0 0 0 2										
Mike Thuman, R ERA: 6.65	(3, 1) 4.0 14 2 0 0 0																							
Jeff Weaver, R ERA: 3.94	(7, 1) 2.0 8 1 0 0 0																							
Steve Karsay, R ERA: 3.61	(9, 1) 0.1 3 1 0 0 0																							
Mike Stanton, L ERA: 2.98	(9, 1) 2.2 W 10 1 0 0 1																							

New York Yankees @ Anaheim Angels
Edison International Field, Anaheim, CA

Sun Aug 04 2002, 4:05 PM EDT
Att. 43,455 - Sunny - 84 F

AB	44
R	5
H	11
RBI	5
BB	5
SO	5
LOB	20

Batter	1	2	3	4	5	6	7	8	9	AB	R	H	RBI	BB	SO	LOB	TOP							
David Eckstein, R (1, 6) OBP: 0.363, SLG: 0.380	1-1 F8 2B	1-1 E5		3-2 1B		1-1 G1-3 1B		0-0 G1-3 1B		5	0	4	0	0	0	0								
Darin Erstad, L (1, 8) OBP: 0.315, SLG: 0.380	1-3 K	0-2 G4-3		0-0 P6		0-0 G1-4-3 1B		2-2 G1-3 1B		5	0	0	0	0	1	5								
Tim Salmon, R (1, 9) OBP: 0.379, SLG: 0.512	0-1 F8 2-3			0-0 1B		0-3 K		4-1 K		4	0	1	0	1	2	2								
Brad Fullmer, L (1, 10) OBP: 0.336, SLG: 0.519	2-2 HBP			1-2 P6		2-2 HR		2-0 F9		4	1	1	1	0	0	4								
Troy Glaus, R (1, 5) OBP: 0.351, SLG: 0.436	1-1 F9			0-0 F9		0-1 HR		4-2 WP G4-3 2B		4	2	1	1	1	0	3								
Orlando Palmeiro, L (1, 7) OBP: 0.333, SLG: 0.333		1-2 L8		2-0 G4-3		1-3 K		2-1 G4-3 1-2		5	0	0	0	0	1	2								
Scott Spiezio, S (1, 3) Shawn Wooten, R (4, PH) OBP: 0.333, SLG: 0.390		0-0 E4 2B SF9		0-1 1B G5-4-3 1B		1-2 1B		3-2 WP FC4-2 2B		1	1	0	0	0	0	0								
Adam Kennedy, L (1, 4) OBP: 0.332, SLG: 0.420		1-2 SF9 E 2B		1-1 G5-4-3 1B		1-3 K2-3		1-0 FC4-2		5	1	2	0	0	1	3								
José Molina, R (1, 2) OBP: 0.400, SLG: 0.400		1-2 SF9		0-0 G5-4-3		2-2 G6-3		2-3 K		3	0	0	1	0	1	2								
Inning Stats	R: 0 E: 0 K: 1 S: 11	H: 1 LOB: 2 BB: 0 P: 16	R: 2 E: 2 K: 0 S: 20	H: 1 LOB: 1 BB: 0 P: 24	R: 0 E: 0 K: 0 S: 6	H: 1 LOB: 1 BB: 0 P: 9	R: 1 E: 0 K: 0 S: 9	H: 3 LOB: 1 BB: 0 P: 13	R: 2 E: 0 K: 3 S: 18	H: 3 LOB: 1 BB: 0 P: 23	R: 0 E: 0 K: 0 S: 8	H: 1 LOB: 2 BB: 1 P: 17	R: 1 E: 0 K: 1 S: 13	H: 1 LOB: 1 BB: 1 P: 25	R: 0 E: 0 K: 1 S: 10	H: 1 LOB: 1 BB: 0 P: 15	R: 0 E: 0 K: 0 S: 13	H: 1 LOB: 1 BB: 0 P: 17	1B: 8 2B: 3 3B: 0 HR: 2	SF: 1 SAC: 0 DP: 1 HBP: 1	WP: 2 PB: 2 SB: 0 CS: 0	PA: 44		
PITCHER	IP WLS BF H R ER SO BB IBB HBP BLK WP HR S P ERA WHIP	IP WLS BF H R ER SO BB IBB HBP BLK WP HR S P ERA WHIP	IP WLS BF H R ER SO BB IBB HBP BLK WP HR S P ERA WHIP	IP WLS BF H R ER SO BB IBB HBP BLK WP HR S P ERA WHIP	IP WLS BF H R ER SO BB IBB HBP BLK WP HR S P ERA WHIP	IP WLS BF H R ER SO BB IBB HBP BLK WP HR S P ERA WHIP	IP WLS BF H R ER SO BB IBB HBP BLK WP HR S P ERA WHIP	IP WLS BF H R ER SO BB IBB HBP BLK WP HR S P ERA WHIP	IP WLS BF H R ER SO BB IBB HBP BLK WP HR S P ERA WHIP	IP WLS BF H R ER SO BB IBB HBP BLK WP HR S P ERA WHIP	IP WLS BF H R ER SO BB IBB HBP BLK WP HR S P ERA WHIP	IP WLS BF H R ER SO BB IBB HBP BLK WP HR S P ERA WHIP	IP WLS BF H R ER SO BB IBB HBP BLK WP HR S P ERA WHIP	IP WLS BF H R ER SO BB IBB HBP BLK WP HR S P ERA WHIP	IP WLS BF H R ER SO BB IBB HBP BLK WP HR S P ERA WHIP	IP WLS BF H R ER SO BB IBB HBP BLK WP HR S P ERA WHIP	IP WLS BF H R ER SO BB IBB HBP BLK WP HR S P ERA WHIP	IP WLS BF H R ER SO BB IBB HBP BLK WP HR S P ERA WHIP	IP WLS BF H R ER SO BB IBB HBP BLK WP HR S P ERA WHIP	IP WLS BF H R ER SO BB IBB HBP BLK WP HR S P ERA WHIP	IP WLS BF H R ER SO BB IBB HBP BLK WP HR S P ERA WHIP	IP WLS BF H R ER SO BB IBB HBP BLK WP HR S P ERA WHIP	IP WLS BF H R ER SO BB IBB HBP BLK WP HR S P ERA WHIP	IP WLS BF H R ER SO BB IBB HBP BLK WP HR S P ERA WHIP

Anaheim Angels @ Detroit Tigers
Comerica Park, Detroit, MI
Mon Aug 05 2002, 7:05 PM EDT
Att: 18,546 - Cloudy - 75 F

AB 40
R 6
H 13
RBI 4
BB 2
SO 6
LOB 21



Batter	1	2	3	4	5	6	7	8	9	AB	R	H	RBI	BB	SO	LOB	BOTTOM							
George Lombard, L (1, 8) OBP: 0.300, SLG: 0.463	1-1 G6-3		0-1 P4		1-1 G3-1		1-2 F3			4	0	0	0	0	0	2								
Damion Easley, R (1, 4) OBP: 0.323, SLG: 0.363	1-3 K		0-3 K		3-2 2B		2-3 K			4	0	1	0	0	3	2								
Bobby Higginson, L (1, 7) OBP: 0.355, SLG: 0.437	4-2 BB		1-0 HR 1B		2-3 K		0-0 G1			3	1	1	0	1	1	1								
Randall Simon, L (1, 10) OBP: 0.319, SLG: 0.466	0-2 G4-3		2-1 HR		1-2 G6-3		0-1 1B			4	1	2	3	0	0	2								
Robert Fick, L (1, 9) OBP: 0.336, SLG: 0.449		3-2 G6-3		0-0 F8		0-1 F7		0-2 F7		4	0	0	0	0	0	1								
Carlos Pena, L (1, 3) OBP: 0.328, SLG: 0.462		1-3 K		3-2 F7		2-3 K		0-3 K		4	0	0	0	0	3	1								
Shane Halter, R (1, 6) OBP: 0.326, SLG: 0.401		2-2 15 WP HBP		1-2 1B		1-2 F9		2-1 F8		3	0	1	0	0	0	0								
15 Brandon Inge, R (1, 2) OBP: 0.292, SLG: 0.403		3-3 K		1-0 F9		1-3 K		2-3 K		4	0	0	0	0	3	2								
Chris Truby, R (1, 5) OBP: 0.257, SLG: 0.349				0-0 1B HR		2-3 K		2-2 1B		4	1	2	0	0	1	1								
Inning Stats	R: 0 E: 0 K: 1 S: 10	H: 0 LOB: 1 BB: 1 P: 16	R: 0 E: 0 K: 2 S: 11	H: 0 LOB: 1 BB: 0 P: 20	R: 3 E: 0 K: 1 S: 10	H: 3 LOB: 0 BB: 0 P: 13	R: 0 E: 0 K: 1 S: 14	H: 1 LOB: 1 BB: 0 P: 21	R: 0 E: 0 K: 1 S: 10	H: 0 LOB: 0 BB: 0 P: 13	R: 0 E: 0 K: 2 S: 15	H: 1 LOB: 1 BB: 0 P: 21	R: 0 E: 0 K: 1 S: 9	H: 1 LOB: 1 BB: 0 P: 9	R: 0 E: 0 K: 1 S: 12	H: 0 LOB: 0 BB: 0 P: 18	1B: 5 2B: 1 3B: 0 HR: 1	SF: 0 SAC: 0 DP: 0 HBP: 1	WP: 1 PB: 0 SB: 0 CS: 0	PA: 36				
PITCHER	IP WLS BF H R ER SO BB IBB HBP BLK WP HR S P ERA WHIP	IP WLS BF H R ER SO BB IBB HBP BLK WP HR S P ERA WHIP	IP WLS BF H R ER SO BB IBB HBP BLK WP HR S P ERA WHIP	IP WLS BF H R ER SO BB IBB HBP BLK WP HR S P ERA WHIP	IP WLS BF H R ER SO BB IBB HBP BLK WP HR S P ERA WHIP	IP WLS BF H R ER SO BB IBB HBP BLK WP HR S P ERA WHIP	IP WLS BF H R ER SO BB IBB HBP BLK WP HR S P ERA WHIP	IP WLS BF H R ER SO BB IBB HBP BLK WP HR S P ERA WHIP	IP WLS BF H R ER SO BB IBB HBP BLK WP HR S P ERA WHIP	IP WLS BF H R ER SO BB IBB HBP BLK WP HR S P ERA WHIP	IP WLS BF H R ER SO BB IBB HBP BLK WP HR S P ERA WHIP	IP WLS BF H R ER SO BB IBB HBP BLK WP HR S P ERA WHIP	IP WLS BF H R ER SO BB IBB HBP BLK WP HR S P ERA WHIP	IP WLS BF H R ER SO BB IBB HBP BLK WP HR S P ERA WHIP	IP WLS BF H R ER SO BB IBB HBP BLK WP HR S P ERA WHIP	IP WLS BF H R ER SO BB IBB HBP BLK WP HR S P ERA WHIP	IP WLS BF H R ER SO BB IBB HBP BLK WP HR S P ERA WHIP	IP WLS BF H R ER SO BB IBB HBP BLK WP HR S P ERA WHIP	IP WLS BF H R ER SO BB IBB HBP BLK WP HR S P ERA WHIP	IP WLS BF H R ER SO BB IBB HBP BLK WP HR S P ERA WHIP	IP WLS BF H R ER SO BB IBB HBP BLK WP HR S P ERA WHIP	IP WLS BF H R ER SO BB IBB HBP BLK WP HR S P ERA WHIP	IP WLS BF H R ER SO BB IBB HBP BLK WP HR S P ERA WHIP	IP WLS BF H R ER SO BB IBB HBP BLK WP HR S P ERA WHIP

Anaheim Angels @ Detroit Tigers
Comerica Park, Detroit, MI
Mon Aug 05 2002, 7:05 PM EDT
Att: 18,546 - Cloudy - 75 F

AB 34
R 3
H 7
RBI 3
BB 1
SO 11
LOB 12




Batter	1	2	3	4	5	6	7	8	9	AB	R	H	RBI	BB	SO	LOB	TOP										
David Eckstein, R (1, 6) OBP: 0.366, SLG: 0.396	G3-1 2B	K		P4		HR		F7		5	1	2	1	0	1	5	Anaheim Angels @ Chicago White Sox Comiskey Park, Chicago, IL Wed Aug 07 2002, 8:05 PM EDT Att: 14,253 - Sunny - 72 F										
Darin Erstad, L (1, 8) OBP: 0.317, SLG: 0.383	G3-1 2-3		K	1B 16 2B	1B	F7			G4-3	5	1	1	1	0	1	1											
Tim Salmon, R (1, 9) OBP: 0.381, SLG: 0.518	F9		E6 F9 16 1B	1B 16 2B	1B				1B 16 FC6-4	5	0	2	0	0	1	1											
16 Garret Anderson, L (1, 10) OBP: 0.324, SLG: 0.527	G4-3			1B	2B				FC6-4 1-2	5	0	2	2	0	0	2											
Troy Glaus, R (1, 5) OBP: 0.350, SLG: 0.439		F8	F9		HR		F8		F4	5	1	1	1	0	0	3											
Brad Fullmer, L (1, 3) OBP: 0.337, SLG: 0.525 Scott Spiezio, S (7, PH) OBP: 0.359, SLG: 0.411		1B S	G4-3		G4-3		F7			3	1	1	0	0	0	2											
Orlando Palmeiro, L (1, 7) OBP: 0.341, SLG: 0.337		F7		HBP 1B BB		F8		SH1-4 1B		3	1	1	0	1	0	1											
Bengie Molina, R (1, 2) OBP: 0.291, SLG: 0.324		1B BB		1B 16 2B HBP		F8		SH1-4		1	1	0	0	1	0	0											
Adam Kennedy, L (1, 4) OBP: 0.332, SLG: 0.418		1B		B1			K		K	4	0	1	1	0	2	3											
Inning Stats	R: 0 E: 0 K: 0 S: 8	H: 1 LOB: 1 BB: 0 P: 10	R: 1 E: 0 K: 1 S: 17	H: 2 LOB: 2 BB: 1 P: 32	R: 0 E: 1 K: 1 S: 11	H: 1 LOB: 2 BB: 0 P: 19	R: 3 E: 0 K: 0 S: 20	H: 3 LOB: 2 BB: 1 P: 32	R: 1 E: 0 K: 0 S: 8	H: 1 LOB: 0 BB: 0 P: 15	R: 1 E: 0 K: 2 S: 11	H: 1 LOB: 0 BB: 0 P: 16	R: 0 E: 0 K: 0 S: 8	H: 0 LOB: 0 BB: 0 P: 13	R: 0 E: 0 K: 1 S: 8	H: 1 LOB: 1 BB: 0 P: 11		R: 0 E: 0 K: 0 S: 9	H: 1 LOB: 1 BB: 0 P: 15	1B: 7 2B: 2 3B: 0 HR: 2	SF: 0 SAC: 1 DP: 0 HBP: 1	WP: 0 PB: 0 SB: 1 CS: 0	PA: 41				
PITCHER	IP	WLS	BF	H	R	ER	SO	BB	IBB	HBP	BLK	WP	HR	S	P	ERA	WHIP										
Gary Glover, R (1, 1) ERA: 4.59	5.0		26	8	5	5	2	2	0	1	0	0	1	64	108	9.00	2.000										
Mike Porzio, L (6, 1) ERA: 5.95	2.0		7	1	1	1	2	0	0	0	0	0	1	19	29	4.50	0.500										
Keith Foulke, R (8, 1) ERA: 3.83	1.0		4	1	0	0	1	0	0	0	0	0	0	8	11	0.00	1.000										
Damaso Marte, L (9, 1) ERA: 3.22	0.2		3	1	0	0	0	0	0	0	0	0	0	8	14	0.00	1.500										
Antonio Osuna, R (9, 1) ERA: 4.3	0.1	W	1	0	0	0	0	0	0	0	0	0	0	1	1	0.00	0.000										

Batter	1	2	3	4	5	6	7	8	9	AB	R	H	RBI	BB	SO	LOB	BOTTOM										
Willie Harris, L (1, 4) OBP: 0.250, SLG: 0.280	G1-3	P4		F7			G4-3	F7		5	0	0	0	0	0	3	Anaheim Angels @ Chicago White Sox Comiskey Park, Chicago, IL Wed Aug 07 2002, 8:05 PM EDT Att: 14,253 - Sunny - 72 F										
Aaron Rowand, R (1, 8) OBP: 0.245, SLG: 0.354	F7		G5-3		K		F8	P4		5	0	0	0	0	1	0											
Carlos Lee, R (1, 7) OBP: 0.344, SLG: 0.462	G1		G6-3		F7		HR HBP		1B 14 1B	4	2	1	0	0	0	0											
Magglio Ordonez, R (1, 9) OBP: 0.383, SLG: 0.582		P5	FC5 14 BB	1B		K	HR		K	5	1	2	2	0	2	1											
14 Paul Konerko, R (1, 3) OBP: 0.369, SLG: 0.534		HR	FC5 BB			HR 2B	2B 1B		1B 1B	4	2	4	1	1	0	0											
Frank Thomas, R (1, 10) OBP: 0.348, SLG: 0.446		24 BB	SF7 1B BB		FC5	HR 2B	2B 1B		1B 1B	3	2	2	2	2	0	2											
Jose Valentin, S (1, 6) ERA: 4.3 Tony Graffanino, R (7, PH) OBP: 0.342, SLG: 0.451 Royce Clayton, R (8, 6) OBP: 0.292, SLG: 0.361						HR	K		1B	3	0	2	0	0	1	0											
24 Joe Crede, R (1, 5) OBP: 0.194, SLG: 0.138					F7		F8		F8	3	0	0	0	1	0	4											
Josh Paul, R (1, 2) OBP: 0.400, SLG: 0.375		SF7			F9		G6-3		K	3	0	0	1	0	1	1											
Inning Stats	R: 0 E: 0 K: 0 S: 7	H: 0 LOB: 0 BB: 0 P: 9	R: 2 E: 0 K: 0 S: 11	H: 2 LOB: 2 BB: 2 P: 21	R: 0 E: 0 K: 0 S: 10	H: 1 LOB: 1 BB: 1 P: 19	R: 0 E: 0 K: 0 S: 7	H: 1 LOB: 0 BB: 0 P: 12	R: 0 E: 0 K: 1 S: 8	H: 2 LOB: 0 BB: 0 P: 15	R: 2 E: 0 K: 1 S: 18	H: 2 LOB: 3 BB: 1 P: 33	R: 0 E: 0 K: 1 S: 8	H: 0 LOB: 0 BB: 0 P: 13	R: 1 E: 0 K: 1 S: 12	H: 3 LOB: 3 BB: 1 P: 21		1B: 7 2B: 2 3B: 0 HR: 3	SF: 1 SAC: 0 DP: 0 HBP: 1	WP: 0 PB: 0 SB: 0 CS: 0	PA: 43						
PITCHER	IP	WLS	BF	H	R	ER	SO	BB	IBB	HBP	BLK	WP	HR	S	P	ERA	WHIP										
Kevin Appier, R (1, 1) ERA: 4.3	6.0		27	6	4	4	3	3	0	0	0	0	1	15	25	27.00	4.500										
Ben Weber, R (7, 1) ERA: 2.94	0.2	B	6	3	2	2	0	0	0	1	0	0	0	0	4	∞	∞										
Scott Schoeneweis, L (7, 1) ERA: 5.44	0.0		1	0	0	0	0	0	1	0	0	0	0	0	4	∞	∞										
Brendan Donnelly, R (7, 1) ERA: 2.35	1.2	L	9	3	1	1	2	0	1	0	0	0	0	23	38	5.40	1.800										

AB	37
R	6
H	11
RBI	6
BB	2
SO	5
LOB	18



AB	36
R	7
H	12
RBI	7
BB	5
SO	5
LOB	11



Batter	1	2	3	4	5	6	7	8	9	AB	R	H	RBI	BB	SO	LOB	TOP					
David Eckstein, R (1, 6) OBP: 0.363, SLG: 0.388	G5-3	K2-3		K		G6-4-3 HBP			G1-3	4	0	0	0	0	2	1						
Darin Erstad, L (1, 8) OBP: 0.318, SLG: 0.382	2B SF9 1B		G4-3 1B E	K		G6-4-3 1-2f			16 1B DI	5	3	3	0	0	1	1						
Tim Salmon, R (1, 9) OBP: 0.380, SLG: 0.516	SF9 1-3 2B		E G4-3 1B		G6-3		G4-3		K	5	0	2	0	0	1	1						
16 Garret Anderson, L (1, 10) OBP: 0.331, SLG: 0.531			F8				G6-4-3 1B			4	1	3	1	1	0	2						
Troy Glaus, R (1, 5) OBP: 0.348, SLG: 0.433	SF9 2-3 3-H		G4-3		K		G6-4-3 1-2f		K	4	0	0	1	0	2	5						
Brad Fullmer, L (1, 3) OBP: 0.339, SLG: 0.521	F8			E IBB		2B HBP			K	2	0	0	0	1	1	2						
Orlando Palmeiro, L (1, 7) OBP: 0.347, SLG: 0.351			E1							4	0	3	1	0	0	2						
Bengie Molina, R (1, 2) OBP: 0.289, SLG: 0.326			F8			L4			F3	4	0	1	0	0	0	6						
Adam Kennedy, L (1, 4) OBP: 0.329, SLG: 0.413			P3		K				F9	4	0	0	0	0	1	2						
Inning Stats	R: 1 E: 0 K: 0 S: 16	H: 2 LOB: 2 BB: 1 P: 26	R: 0 E: 0 K: 1 S: 11	H: 2 LOB: 1 BB: 0 P: 18	R: 1 E: 1 K: 0 S: 13	H: 2 LOB: 3 BB: 1 P: 29	R: 0 E: 0 K: 3 S: 16	H: 0 LOB: 0 BB: 0 P: 21	R: 1 E: 0 K: 1 S: 11	H: 2 LOB: 2 BB: 0 P: 17	R: 0 E: 0 K: 0 S: 7	H: 0 LOB: 0 BB: 0 P: 10	R: 0 E: 0 K: 0 S: 7	H: 1 LOB: 0 BB: 0 P: 9	R: 0 E: 0 K: 1 S: 11	H: 1 LOB: 1 BB: 0 P: 16	R: 1 E: 0 K: 2 S: 12	H: 2 LOB: 1 BB: 0 P: 15	1B: 8 2B: 4 3B: 0 HR: 0	SF: 1 SAC: 0 DP: 2 HBP: 2	WP: 0 PB: 0 SB: 0 CS: 0	PA: 41
PITCHER	IP	WLS	BF	H	R	ER	SO	BB	IBB	HBP	BLK	WP	HR	S	P	ERA	WHIP					
Pete Walker, R (1, 1) ERA: 4.72	5.0	W	26	8	3	2	5	1	1	1	0	0	0	67	111	3.60	1.800					
Mark Hendrickson, L (6, 1) ERA: 22.5	1.0	H	3	0	0	0	0	0	0	1	0	0	0	7	10	0.00	0.000					
Justin Miller, R (7, 1) ERA: 5.47	0.1	H	1	0	0	0	0	0	0	0	0	0	0	3	5	0.00	0.000					
Felix Heredia, L (7, 1) ERA: 4.14	0.2	H	2	1	0	0	0	0	0	0	0	0	0	4	4	0.00	1.500					
Cliff Polette, R (8, 1) ERA: 4.75	1.0	H	4	1	0	0	1	0	0	0	0	0	0	11	16	0.00	1.000					
PITCHER	IP	WLS	BF	H	R	ER	SO	BB	IBB	HBP	BLK	WP	HR	S	P	ERA	WHIP					
Kelvim Escobar, R (9, 1) ERA: 4.88	1.0	S	5	2	1	1	2	0	0	0	0	0	0	12	15	9.00	2.000					

Anaheim Angels @ Toronto Blue Jays
SkyDome, Toronto, ON
Fri Aug 09 2002, 7:05 PM EDT
Att: 18,728 - Sunny - 78 F

AB	36
R	4
H	12
RBI	3
BB	2
SO	8
LOB	22



Batter	1	2	3	4	5	6	7	8	9	AB	R	H	RBI	BB	SO	LOB	BOTTOM					
Shannon Stewart, R (1, 7) OBP: 0.371, SLG: 0.439	E 2B		1B 1B	G5-3		10 FC4-6 1B BB			K	4	1	2	1	1	1	1						
Orlando Hudson, S (1, 4) OBP: 0.366, SLG: 0.585	F7		1B 1B			10 FC4-6 1B			G6-3	5	1	3	1	0	0	1						
Eric Hinske, L (1, 5) OBP: 0.376, SLG: 0.500	F8		1B 1B	K		K			K	4	0	1	0	0	2	4						
José Cruz Jr., S (1, 9) OBP: 0.313, SLG: 0.421	E1		P6			FC4-6 FC4-6				2	0	0	0	0	0	4						
10 Vernon Wells, R (6, PH) OBP: 0.300, SLG: 0.442	2-3				K	FC4-6 FC4-6				2	0	0	0	0	1	2						
Chris Woodward, R (1, 6) OBP: 0.369, SLG: 0.606	G3		1B		E 1B	FC4-6				4	1	2	2	0	0	4						
Dewayne Wise, L (1, 8) OBP: 0.194, SLG: 0.484			K	K					G4-3	4	0	0	0	0	2	3						
Josh Phelps, R (1, 10) OBP: 0.336, SLG: 0.436			K		1B G5-3 1B				L6	4	1	2	1	0	1	0						
Tom Wilson, R (1, 3) OBP: 0.336, SLG: 0.376			G1-3		G5-3 G4-3 3B 1B				K	4	1	1	0	0	2	2						
Ken Huckaby, R (1, 2) OBP: 0.304, SLG: 0.354			G6-3		G4-3				K	4	0	0	0	0	2	4						
Inning Stats	R: 0 E: 1 K: 0 S: 7	H: 1 LOB: 2 BB: 0 P: 13	R: 0 E: 0 K: 2 S: 10	H: 0 LOB: 0 BB: 0 P: 15	R: 2 E: 0 K: 1 S: 16	H: 4 LOB: 1 BB: 0 P: 20	R: 2 E: 0 K: 1 S: 10	H: 3 LOB: 1 BB: 0 P: 12	R: 1 E: 1 K: 3 S: 19	H: 2 LOB: 2 BB: 0 P: 24	R: 0 E: 0 K: 1 S: 9	H: 1 LOB: 1 BB: 1 P: 15	R: 0 E: 0 K: 1 S: 7	H: 0 LOB: 0 BB: 0 P: 11	R: 0 E: 0 K: 2 S: 8	H: 0 LOB: 0 BB: 0 P: 10	R: 0 E: 0 K: 2 S: 8	H: 0 LOB: 0 BB: 0 P: 10	1B: 9 2B: 1 3B: 1 HR: 0	SF: 0 SAC: 0 DP: 0 HBP: 0	WP: 0 PB: 0 SB: 0 CS: 0	PA: 38
PITCHER	IP	WLS	BF	H	R	ER	SO	BB	IBB	HBP	BLK	WP	HR	S	P	ERA	WHIP					
Ramon Ortiz, R (1, 1) ERA: 4.18	5.0	L	28	10	5	5	7	1	0	0	0	0	0	64	90	9.00	2.200					
Scott Schoeneweis, L (6, 1) ERA: 5.36	1.1		5	1	0	0	1	0	0	0	0	0	0	8	10	0.00	0.750					
Al Levine, R (7, 1) ERA: 3.15	1.2		5	0	0	0	3	0	0	0	0	0	0	14	20	0.00	0.000					
PITCHER	IP	WLS	BF	H	R	ER	SO	BB	IBB	HBP	BLK	WP	HR	S	P	ERA	WHIP					

Anaheim Angels @ Toronto Blue Jays
SkyDome, Toronto, ON
Fri Aug 09 2002, 7:05 PM EDT
Att: 18,728 - Sunny - 78 F

AB	37
R	5
H	11
RBI	5
BB	1
SO	11
LOB	25



Batter	1	2	3	4	5	6	7	8	9	AB	R	H	RBI	BB	SO	LOB	TOP					
David Eckstein, R OBP: 0.362, SLG: 0.390	F8				L8			F9		6	1	2	0	0	0	6						
Darin Erstad, L OBP: 0.320, SLG: 0.390	G4-3				G1-3		F5			6	3	3	2	0	0	2						
Tim Salmon, R OBP: 0.362, SLG: 0.516 Alex Ochoa, R OBP: 0.354, SLG: 0.374	F9				F7		P4		F8	2	1	1	1	0	0	0						
16 Garret Anderson, L OBP: 0.333, SLG: 0.539									F9	6	1	3	3	0	0	2						
Brad Fullmer, L OBP: 0.342, SLG: 0.532	G3-1				FC6-4		F9			5	3	2	2	1	0	3						
Troy Glaus, R OBP: 0.350, SLG: 0.436	K						G3		F8	5	0	2	1	1	2	2						
Scott Spiezio, S OBP: 0.366, SLG: 0.418							G3		P4	3	1	1	1	2	0	3						
Adam Kennedy, L OBP: 0.330, SLG: 0.411	F8						G1-3			4	0	1	0	1	1	7						
José Molina, R OBP: 0.432, SLG: 0.447										4	1	3	1	1	1	0						
Inning Stats	R: 0 E: 0 K: 0 S: 7	H: 0 LOB: 0 BB: 0 P: 10	R: 0 E: 0 K: 1 S: 10	H: 1 LOB: 2 BB: 1 P: 17	R: 7 E: 0 K: 1 S: 18	H: 7 LOB: 1 BB: 2 P: 28	R: 1 E: 0 K: 1 S: 14	H: 2 LOB: 3 BB: 1 P: 25	R: 0 E: 0 K: 0 S: 8	H: 1 LOB: 2 BB: 0 P: 14	R: 0 E: 0 K: 0 S: 7	H: 1 LOB: 2 BB: 1 P: 12	R: 0 E: 0 K: 1 S: 12	H: 1 LOB: 1 BB: 0 P: 16	R: 1 E: 0 K: 0 S: 12	H: 2 LOB: 3 BB: 1 P: 23	R: 2 E: 0 K: 0 S: 14	H: 3 LOB: 1 BB: 0 P: 19	1B: 9 2B: 6 3B: 0 HR: 3	SF: 0 SAC: 0 DP: 1 HBP: 2	WP: 0 PB: 0 SB: 0 CS: 0	PA: 52
PITCHER	IP	WLS	BF	H	R	ER	SO	BB	IBB	HBP	BLK	WP	HR	S	P	ERA	WHIP					
Steve Parris, R ERA: 4.72	3.2	L	24	10	8	8	2	2	1	1	0	0	1	44	70	19.64	3.273					
Corey Thurman, R ERA: 3.45	2.1		11	2	0	0	1	2	0	0	0	0	0	20	36	0.00	1.714					
Scott Cassidy, R ERA: 5.33	1.0		4	1	0	0	1	0	0	0	0	0	0	12	16	0.00	1.000					
Justin Miller, R ERA: 6.51	1.0		7	2	1	1	0	1	0	1	0	0	1	12	23	9.00	3.000					
Luke Prokopec, R ERA: 6.49	1.0		6	3	2	2	0	0	0	0	0	0	1	14	19	18.00	3.000					

Anaheim Angels @ Toronto Blue Jays
SkyDome, Toronto, ON
Sat Aug 10 2002, 4:05 PM EDT
Att: 25,118 - Sunny - 82 F

AB 44
R 11
H 18
RBI 11
BB 6
SO 4
LOB 27



Batter	1	2	3	4	5	6	7	8	9	AB	R	H	RBI	BB	SO	LOB	BOTTOM					
Shannon Stewart, R OBP: 0.370, SLG: 0.437	K				FC5-4			F9		4	2	1	0	0	1	1						
Orlando Hudson, S OBP: 0.393, SLG: 0.632	P6									4	1	3	2	0	0	0						
Eric Hinske, L OBP: 0.372, SLG: 0.496	G1-3									3	0	0	1	0	0	2						
Chris Woodward, R OBP: 0.367, SLG: 0.595										3	0	0	0	1	1	1						
10 Vernon Wells, R OBP: 0.300, SLG: 0.440	G4-3									4	0	1	0	0	2	1						
Dewayne Wise, L OBP: 0.171, SLG: 0.429	G3									4	0	0	0	0	1	2						
Josh Phelps, R OBP: 0.325, SLG: 0.421	K									4	0	0	0	0	2	2						
Tom Wilson, R OBP: 0.336, SLG: 0.376										3	0	1	0	0	0	0						
Ken Huckaby, R OBP: 0.304, SLG: 0.354										3	1	1	0	0	1	1						
Inning Stats	R: 0 E: 0 K: 1 S: 6	H: 0 LOB: 0 BB: 0 P: 10	R: 0 E: 0 K: 1 S: 9	H: 0 LOB: 1 BB: 1 P: 16	R: 3 E: 0 K: 0 S: 27	H: 3 LOB: 0 BB: 0 P: 37	R: 0 E: 0 K: 3 S: 10	H: 0 LOB: 0 BB: 0 P: 16	R: 1 E: 0 K: 0 S: 11	H: 2 LOB: 1 BB: 0 P: 19	R: 0 E: 0 K: 1 S: 6	H: 0 LOB: 0 BB: 0 P: 7	R: 0 E: 0 K: 1 S: 6	H: 0 LOB: 0 BB: 0 P: 7	R: 0 E: 0 K: 1 S: 13	H: 1 LOB: 1 BB: 0 P: 17	R: 0 E: 0 K: 0 S: 9	H: 1 LOB: 0 BB: 0 P: 12	1B: 6 2B: 0 3B: 1 HR: 0	SF: 1 SAC: 0 DP: 1 HBP: 0	WP: 1 PB: 0 SB: 0 CS: 0	PA: 34
PITCHER	IP	WLS	BF	H	R	ER	SO	BB	IBB	HBP	BLK	WP	HR	S	P	ERA	WHIP					
41 John Lackey, R ERA: 3.38	6.0	W	24	5	4	4	6	1	0	0	1	0	0	69	105	6.00	1.000					
Brendan Donnelly, R ERA: 2.16	2.0		7	1	0	0	2	0	0	0	0	0	0	19	24	0.00	0.500					
Ben Weber, R ERA: 2.89	1.0		3	1	0	0	0	0	0	0	0	0	0	9	12	0.00	1.000					

Anaheim Angels @ Toronto Blue Jays
SkyDome, Toronto, ON
Sat Aug 10 2002, 4:05 PM EDT
Att: 25,118 - Sunny - 82 F

AB 32
R 4
H 7
RBI 3
BB 1
SO 8
LOB 10



Batter	1	2	3	4	5	6	7	8	9	10	11	12	AB	R	H	RBI	BB	SO	LOB	TOP				
Hiram Bocachica, R OBP: 0.283, SLG: 0.489	2-0 2B SF9 1B		3-2 HR		0-1 G4-3		0-3 K			3-3 K		1-1 F8	6	2	2	1	0	2	1					
Damian Jackson, R OBP: 0.333, SLG: 0.371	0-1 SF9 WP 2B		2-1 2B 1B		0-0 SF8			1-2 F7		0-0 CS 1B		3-2 G5-3	5	2	3	1	0	0	0					
Bobby Higginson, L OBP: 0.352, SLG: 0.422	0-0 L4		3-2 G4-3 2B		2-3 K			3-2 G4-3		3-2 S 1B		0-0 F8	6	0	2	1	0	1	2					
Randall Simon, L OBP: 0.222, SLG: 0.457	1-0 SF9		0-0 G4-3			0-0 L4-6 BB 1B		1-2 1B		0-3 K			3	0	2	1	0	0	1					
George Lombard, L OBP: 0.308, SLG: 0.432	2-3 3-H		2-3 G4-3			4-1 BB 1B		0-0 1B					1	0	0	0	0	1	1					
Robert Fick, L OBP: 0.326, SLG: 0.440	3-1 F7		1-2 G6-3			1-2 BB		0-0 G4-3					4	0	0	0	1	1	2					
Shane Hatter, R OBP: 0.329, SLG: 0.408		1-3 K		1-2 F7		0-3 K		1-2 G5-3					5	1	1	0	0	2	2					
Craig Paquette, R OBP: 0.222, SLG: 0.296		3-2 F8		1-2 G6-3		3-1 L4-6		4-2 CS BB					3	0	0	0	0	0	2					
Carlos Pena, L OBP: 0.315, SLG: 0.442								1-1 H 15 WP 2B					1	0	1	1	1	0	0					
15 Brandon Inge, R OBP: 0.252, SLG: 0.388		3-3 K		1-0 L8			2-3 K	4-2 BB		4-2 BB		4-2 G5-4-3 BB	3	0	0	0	2	2	0					
Chris Truby, R OBP: 0.240, SLG: 0.335			0-0 G5-3		2-1 G4-3 SF8 2B		1-3 K	1-3 K		1-3 K		0-0 G5-4-3	5	1	1	0	0	2	3					
Inning Stats	R: 2 E: 0 K: 0 S: 7	H: 2 LOB: 0 BB: 0 P: 13	R: 0 E: 0 K: 2 S: 12	H: 0 LOB: 0 BB: 0 P: 19	R: 2 E: 0 K: 1 S: 15	H: 3 LOB: 1 BB: 0 P: 24	R: 0 E: 0 K: 0 S: 8	H: 0 LOB: 0 BB: 0 P: 11	R: 1 E: 0 K: 1 S: 8	H: 1 LOB: 0 BB: 0 P: 12	R: 0 E: 0 K: 3 S: 9	H: 0 LOB: 0 BB: 0 P: 12	R: 0 E: 0 K: 0 S: 11	H: 1 LOB: 1 BB: 2 P: 16	R: 0 E: 0 K: 2 S: 12	H: 2 LOB: 1 BB: 0 P: 18	R: 1 E: 0 K: 1 S: 17	H: 3 LOB: 1 BB: 1 P: 26	R: 0 E: 0 K: 0 S: 6	H: 0 LOB: 0 BB: 0 P: 10	1B: 7 2B: 5 3B: 0 HR: 1	SF: 2 SAC: 0 DP: 2 HBP: 0	WP: 2 PB: 0 SB: 1 CS: 2	PA: 48
PITCHER	IP WLS BF H R ER SO BB IBB HBP BLK WP HR S P ERA WHIP	Aaron Sele, R ERA: 4.72	5.0 23 6 7 5 5 3 1 0 0 0 0 1 1 52 9.00 1.600	Brendan Donnelly, R ERA: 1.98	2.1 6 0 0 0 0 4 0 0 0 0 0 0 0 17 24 0.00 0.000	Scott Schoeneweis, L ERA: 5.33	8.1 2 3 1 0 0 0 0 0 0 0 0 0 0 8 12 0.00 1.500	Troy Percival, R ERA: 1.91	1.0 4 0 0 0 0 1 2 0 0 0 0 0 0 11 21 0.00 2.000	Ben Weber, R ERA: 2.95	10.1 2.0 9 4 1 1 3 1 0 0 0 0 1 0 29 44 4.50 2.500	PITCHER	IP WLS BF H R ER SO BB IBB HBP BLK WP HR S P ERA WHIP	Al Levine, R ERA: 3.0	12.1 1.0 10 3 3 0 0 0 0 0 0 0 0 0 0 12 185 0.00 0.000									

Detroit Tigers @ Anaheim Angels
Edison International Field, Anaheim, CA

Tue Aug 13 2002, 10:05 PM EDT
Att. 19,694 - Sunny - 74 F

AB 42
R 6
H 12
RBI 5
BB 4
SO 11
LOB 14



Batter	1	2	3	4	5	6	7	8	9	10	11	12	AB	R	H	RBI	BB	SO	LOB	BOTTOM				
David Eckstein, R OBP: 0.361, SLG: 0.396	0-3 K		0-2 F8		4-2 4-3 BB		0-0 B1-3			1-1 G4-3	2-1 F8		5	0	0	0	1	1	4					
Oriando Palmeiro, L OBP: 0.332, SLG: 0.333	2-2 F8		3-2 G5-3		2-2 4-3		3-2 L7		2-2 FC6-4 1B	2-2 G6-3			6	0	1	0	0	0	5					
16 Garret Anderson, L OBP: 0.333, SLG: 0.540	0-0 F8			0-0 1B 1B	1-0 L8		0-3 K		1-1 P4	1-1 FC6-4		2-0 F8	6	1	1	0	0	1	2					
Brad Fuller, L OBP: 0.340, SLG: 0.524		4-2 HR BB		0-1 F5		0-2 G3		3-0 F9		1-1 FC6-4		3-1 1B 2B	3	1	0	0	1	0	1					
Shawn Wooten, R OBP: 0.304, SLG: 0.365													2	1	1	0	0	0	1					
Troy Glaus, R OBP: 0.353, SLG: 0.438		2-2 L7		2-0 1B SF8 1B	1-2 1B	1-0 L7		1-3 K			2-2 1B 1B	1-2 1B	6	2	3	1	0	1	1					
Scott Spiezio, S OBP: 0.371, SLG: 0.432		1-2 F9		1-1 2B 1B	1-1 L7		0-1 L7		0-0 E3 1B		0-1 FC1-6 1B		5	1	2	1	0	0	1					
Bengie Molina, R OBP: 0.285, SLG: 0.330		0-1 HR		1-0 SF8		2-1 G5-3		0-1 1B		0-1 1B		2-1 BB FC1-6 1B	3	1	2	3	0	0	0					
Tim Salmons, R OBP: 0.382, SLG: 0.516													0	0	0	0	0	0	0					
José Molina, R OBP: 0.432, SLG: 0.447													0	0	1	0	0	0	0					
Darin Erstad, L OBP: 0.323, SLG: 0.397		1-H HR		3-H HR		3-H 1B		1-3 1B		1-3 1B		1-2 3-H 1B	0	0	0	0	0	0	0					
Adam Kennedy, L OBP: 0.333, SLG: 0.416		0-1 G6-3		1-1 1B 2B	1-1 2B		2-0 1B		1-1 1B		1-1 FC1-6 BB		5	0	3	1	0	0	2					
Alex Ochoa, R OBP: 0.397, SLG: 0.383			2-3 K		0-1 CS 2B		0-0 F7		1-0 P3		4-1 BB	1-2 2-3 BB	4	0	1	0	1	3						
Inning Stats	R: 0 E: 0 K: 1 S: 8	H: 0 LOB: 0 BB: 0 P: 10	R: 2 E: 0 K: 0 S: 13	H: 1 LOB: 0 BB: 1 P: 20	R: 0 E: 0 K: 1 S: 12	H: 0 LOB: 0 BB: 0 P: 17	R: 3 E: 0 K: 0 S: 9	H: 4 LOB: 0 BB: 0 P: 14	R: 0 E: 0 K: 0 S: 6	H: 1 LOB: 1 BB: 0 P: 7	R: 0 E: 0 K: 1 S: 10	H: 0 LOB: 0 BB: 0 P: 16	R: 0 E: 1 K: 1 S: 9	H: 2 LOB: 2 BB: 0 P: 12	R: 0 E: 0 K: 0 S: 10	H: 1 LOB: 1 BB: 0 P: 15	R: 1 E: 0 K: 0 S: 12	H: 3 LOB: 3 BB: 1 P: 22	R: 1 E: 0 K: 0 S: 7	H: 2 LOB: 1 BB: 0 P: 13	1B: 10 2B: 4 3B: 0 HR: 1	SF: 1 SAC: 0 DP: 0 HBP: 0	WP: 0 PB: 0 SB: 0 CS: 1	PA: 50
PITCHER	IP WLS BF H R ER SO BB IBB HBP BLK WP HR S P ERA WHIP	Jose Lima, R ERA: 7.21	4.0 3 10 1 0 0 0 1 0 0 0 0 0 1 44 63 11.25 1.750	Brian Powell, R ERA: 4.39	3.0 10 0 0 0 0 1 0 0 0 0 0 0 0 17 29 0.00 0.667	Oscar Henriquez, R ERA: 5.89	1.0 3 0 0 0 0 1 0 0 0 0 0 0 0 15 21 0.00 2.250	Jeff Farnsworth, R ERA: 5.89	1.1 7 3 0 0 0 1 0 0 0 0 0 0 0 15 21 0.00 2.250	Jamie Walker, L ERA: 4.55	10.1 0.1 1 0 0 0 0 0 0 0 0 0 0 0 2 3 0.00 0.000	PITCHER	IP WLS BF H R ER SO BB IBB HBP BLK WP HR S P ERA WHIP	Fernando Rodney, R ERA: 7.56	10.1 0.1 10 1 0 0 0 0 0 0 0 0 0 0 0 12 18 9.00 4.000	Juan Acevedo, R ERA: 3.15	11.1 1.0 B 7 3 1 1 0 0 0 0 0 0 0 0 12 22 9.00 4.000	Adam Bernero, R ERA: 6.19	12.1 0.1 L 3 2 1 1 0 0 0 0 0 0 0 0 7 13 27.00 6.000					

Detroit Tigers @ Anaheim Angels
Edison International Field, Anaheim, CA

Tue Aug 13 2002, 10:05 PM EDT
Att. 19,694 - Sunny - 74 F

AB 46
R 7
H 15
RBI 7
BB 3
SO 4
LOB 20



Batter	1	2	3	4	5	6	7	8	9	AB	R	H	RBI	BB	SO	LOB	TOP																					
Hiram Bocachica, R (1, 8) OBP: 0.269, SLG: 0.464	G5-3		G5-3				K			5	0	0	0	0	1	1																						
Damian Jackson, R (1, 4) OBP: 0.336, SLG: 0.387	1B FC9-2 BB		HR		G1-3		F8			2	0	0	0	2	1	0																						
Bobby Higginson, L (1, 7) OBP: 0.354, SLG: 0.432	1B		1B			G6-3	G6-3			4	1	2	1	0	0	2																						
Randall Simon, L (1, 10) OBP: 0.322, SLG: 0.455	FC9-2		P4			G6-3		L8		4	0	1	0	0	0	2																						
Carlos Pena, L (1, 3) OBP: 0.314, SLG: 0.443						F2		K		4	0	1	0	0	0	1																						
Wendell Magee, R (1, 9) OBP: 0.291, SLG: 0.387	G5-3					HR		G6-3		4	1	1	0	0	1	1																						
Shane Halter, R (1, 6) OBP: 0.331, SLG: 0.416	L8					G6-3		F9		3	2	1	1	1	0	1																						
15 Brandon Inge, R (1, 2) OBP: 0.293, SLG: 0.391	K					G3		K		3	0	1	1	0	0	0																						
Chris Truby, R (1, 5) OBP: 0.247, SLG: 0.332						F2		F8		2	0	0	1	0	1	1																						
Robert Fick, L (9, PH) OBP: 0.325, SLG: 0.439			K					F8		1	0	0	0	0	1	0																						
Inning Stats	R: 0 E: 0 K: 0 S: 10	H: 1 LOB: 1 BB: 1 P: 14	R: 0 E: 0 K: 1 S: 8	H: 1 LOB: 1 BB: 0 P: 11	R: 1 E: 0 K: 1 S: 11	H: 2 LOB: 1 BB: 0 P: 14	R: 2 E: 0 K: 0 S: 16	H: 2 LOB: 2 BB: 2 P: 30	R: 0 E: 0 K: 0 S: 8	H: 0 LOB: 0 BB: 0 P: 11	R: 1 E: 0 K: 0 S: 6	H: 1 LOB: 0 BB: 0 P: 9	R: 0 E: 0 K: 1 S: 10	H: 0 LOB: 0 BB: 0 P: 16	R: 0 E: 0 K: 1 S: 6	H: 0 LOB: 0 BB: 0 P: 7	R: 0 E: 0 K: 1 S: 7	H: 0 LOB: 0 BB: 0 P: 11	1B: 3 2B: 3 3B: 0 HR: 2	SF: 1 SAC: 0 DP: 1 HBP: 0	WP: 0 PB: 0 SB: 0 CS: 0	PA: 36																
PITCHER	IP	WLS	BF	H	R	ER	SO	BB	IBB	HBP	BLK	WP	HR	S	P	ERA	WHIP	PITCHER				IP	WLS	BF	H	R	ER	SO	BB	IBB	HBP	BLK	WP	HR	S	P	ERA	WHIP
Ramon Ortiz, R (1, 1) ERA: 4.22	6.1	W	28	7	4	4	3	3	0	0	0	0	2	64	96	5.68	1.579																					
Scott Schoeneweis, L (7, 1) ERA: 5.26	1.1	H	4	0	0	0	1	0	0	0	0	0	0	10	14	0.00	0.000																					
Brendan Donnelly, R (8, 1) ERA: 1.95	0.1	H	1	0	0	0	0	0	0	0	0	0	0	1	2	0.00	0.000																					
Troy Percival, R (9, 1) ERA: 1.86	1.0	S	3	0	0	0	1	0	0	0	0	0	0	7	11	0.00	0.000																					

Detroit Tigers @ Anaheim Angels
Edison International Field, Anaheim, CA
Wed Aug 14 2002, 10:05 PM EDT
Att: 23,391 - Overcast - 70 F

AB	32
R	4
H	7
RBI	4
BB	3
SO	5
LOB	9



Batter	1	2	3	4	5	6	7	8	9	AB	R	H	RBI	BB	SO	LOB	BOTTOM																					
David Eckstein, R (1, 6) OBP: 0.363, SLG: 0.397	G5-3					BB 1B BB				2	2	1	0	1	0	0																						
Alex Ochoa, R (1, 9) OBP: 0.359, SLG: 0.380	G6-3					BB 1B BB				2	1	0	0	2	0	1																						
Scott Spiezio, S (1, 3) OBP: 0.372, SLG: 0.432	K					G6-4-3 1B				4	1	2	3	0	1	1																						
16 Garret Anderson, L (1, 7) OBP: 0.334, SLG: 0.540						K				4	0	2	1	0	1	2																						
Troy Glaus, R (1, 5) OBP: 0.350, SLG: 0.434	G5-3					G6-4-3 1-2f				4	0	0	0	0	1	5																						
Shawn Woolen, R (1, 10) OBP: 0.283, SLG: 0.339	G5-3					P4				4	0	0	0	0	0	2																						
Benji Gil, R (1, 4) OBP: 0.301, SLG: 0.408						G6-3				2	0	0	0	0	0	0																						
Darin Erstad, L (6, PH) OBP: 0.324, SLG: 0.401						G1-3				1	0	1	1	0	0	0																						
Adam Kennedy, L (6, PR) OBP: 0.333, SLG: 0.416						2B				0	0	0	0	0	0	0																						
Bengie Molina, R (1, 2) OBP: 0.285, SLG: 0.330						G5-3				3	0	1	0	0	0	2																						
Orlando Palmeiro, L (1, 8) OBP: 0.337, SLG: 0.332						G4-6-3 1B				1	1	0	0	2	0	1																						
Inning Stats	R: 0 E: 0 K: 1 S: 9	H: 0 LOB: 0 BB: 0 P: 15	R: 0 E: 0 K: 0 S: 8	H: 0 LOB: 0 BB: 0 P: 14	R: 0 E: 0 K: 0 S: 6	H: 1 LOB: 0 BB: 0 P: 7	R: 1 E: 0 K: 1 S: 10	H: 1 LOB: 2 BB: 2 P: 22	R: 0 E: 0 K: 0 S: 6	H: 0 LOB: 0 BB: 0 P: 11	R: 4 E: 0 K: 1 S: 24	H: 4 LOB: 2 BB: 2 P: 39	R: 0 E: 0 K: 0 S: 10	H: 0 LOB: 1 BB: 1 P: 15	R: 0 E: 0 K: 0 S: 5	H: 1 LOB: 0 BB: 0 P: 11	1B: 6 2B: 2 3B: 0 HR: 0	SF: 0 SAC: 1 DP: 3 HBP: 0	WP: 0 PB: 0 SB: 0 CS: 0	PA: 33																		
PITCHER	IP	WLS	BF	H	R	ER	SO	BB	IBB	HBP	BLK	WP	HR	S	P	ERA	WHIP	PITCHER				IP	WLS	BF	H	R	ER	SO	BB	IBB	HBP	BLK	WP	HR	S	P	ERA	WHIP
Mike Maroth, L (1, 1) ERA: 4.52	5.0	L	22	5	5	5	2	4	0	0	0	0	0	51	91	9.00	1.800																					
Fernando Rodney, R (6, 1) ERA: 6.1	2.0		8	1	0	0	1	1	0	0	0	0	0	22	32	0.00	1.000																					
Oscar Henriquez, R (8, 1) ERA: 1.5	1.0		3	1	0	0	0	0	0	0	0	0	0	5	11	0.00	1.000																					

Detroit Tigers @ Anaheim Angels
Edison International Field, Anaheim, CA
Wed Aug 14 2002, 10:05 PM EDT
Att: 23,391 - Overcast - 70 F

AB	27
R	5
H	7
RBI	5
BB	5
SO	3
LOB	14



Batter	1	2	3	4	5	6	7	8	9	AB	R	H	RBI	BB	SO	LOB	TOP										
Coco Crisp, S OBP: 0.400, SLG: 0.333 (1, 8)	G1-3		G1-3					1B	K	5	1	3	0	0	1	0	Cleveland Indians @ Anaheim Angels Edison International Field, Anaheim, CA Fri Aug 16 2002, 10:05 PM EDT Att: 41,356 - Sunny - 70 F										
Omar Vizquel, S OBP: 0.351, SLG: 0.446 (1, 6)	G2-3		G3					1B		4	1	1	0	0	0	2											
Ellis Burks, R OBP: 0.357, SLG: 0.541 (1, 10)	K							1B		4	2	2	1	0	1	0											
Jim Thome, L OBP: 0.430, SLG: 0.639 (1, 3)								1B		2	0	0	1	2	0	0											
Karim Garcia, L OBP: 0.364, SLG: 0.619 Bill Selby, L OBP: 0.277, SLG: 0.319 (8, PR) (8, 9)	1B							1B		4	0	1	1	0	0	3											
Matt Lawton, L OBP: 0.345, SLG: 0.399 (1, 7)	L7							1B		4	0	2	1	0	0	1											
Travis Fryman, R OBP: 0.301, SLG: 0.334 (1, 5)	K							1B		4	0	0	0	0	1	4											
John McDonald, R OBP: 0.313, SLG: 0.345 (1, 4)								1B		4	0	1	0	0	2	0											
Einar Diaz, R OBP: 0.259, SLG: 0.288 Lee Stevens, L OBP: 0.325, SLG: 0.384 (9, PH)	F2							1B		3	0	0	0	0	0	1											
Inning Stats	R: 0 E: 0 K: 1 S: 10	H: 0 LOB: 0 BB: 0 P: 16	R: 0 E: 0 K: 1 S: 10	H: 1 LOB: 1 BB: 0 P: 16	R: 0 E: 0 K: 1 S: 9	H: 1 LOB: 1 BB: 0 P: 13	R: 1 E: 0 K: 0 S: 9	H: 2 LOB: 1 BB: 1 P: 18	R: 0 E: 0 K: 0 S: 10	H: 1 LOB: 1 BB: 0 P: 13	R: 0 E: 0 K: 0 S: 5	H: 0 LOB: 0 BB: 0 P: 7	R: 0 E: 0 K: 0 S: 10	H: 1 LOB: 1 BB: 0 P: 16	R: 3 E: 0 K: 0 S: 19	H: 4 LOB: 1 BB: 1 P: 32		R: 0 E: 0 K: 3 S: 10	H: 0 LOB: 0 BB: 0 P: 16	1B: 9 2B: 0 3B: 0 HR: 1	SF: 0 SAC: 0 DP: 2 HBP: 0	WP: 0 PB: 0 SB: 1 CS: 0	PA: 37				
PITCHER	IP	WLS	BF	H	R	ER	SO	BB	IBB	HBP	BLK	WP	HR	S	P	ERA	WHIP										
41 John Lackey, R ERA: 3.17 Brendan Donnelly, R ERA: 2.93 Ben Weber, R ERA: 2.89 Troy Percival, R ERA: 1.82	7.0	W	27	6	1	1	3	1	0	0	0	0	1	63	99	1.29	1.000										

AB 35
R 4
H 10
RBI 4
BB 2
SO 6
LOB 11



Batter	1	2	3	4	5	6	7	8	9	AB	R	H	RBI	BB	SO	LOB	BOTTOM										
David Eckstein, R OBP: 0.364, SLG: 0.399 (1, 6)	G4-3							1B		3	1	2	1	0	0	1	Cleveland Indians @ Anaheim Angels Edison International Field, Anaheim, CA Fri Aug 16 2002, 10:05 PM EDT Att: 41,356 - Sunny - 70 F										
Darin Erstad, L OBP: 0.324, SLG: 0.402 (1, 8)	G4-3							1B		4	1	1	0	0	0	5											
Orlando Palmeiro, L OBP: 0.344, SLG: 0.337 (1, 9)	G4-3							1B		3	0	2	1	1	0	1											
16 Garret Anderson, L OBP: 0.331, SLG: 0.535 (1, 7)	G3-1							1B		4	0	0	1	0	1	3											
Troy Glaus, R OBP: 0.348, SLG: 0.430 (1, 5)	K							1B		4	0	0	0	0	2	2											
Brad Fullmer, L OBP: 0.342, SLG: 0.523 (1, 10)								1B		4	2	2	0	0	0	2											
Scott Spiezio, S OBP: 0.376, SLG: 0.433 (1, 3)	SH3-4							1B		2	1	1	0	2	0	0											
Bengie Molina, R OBP: 0.286, SLG: 0.330 (1, 2)	SH3-4							1B		3	0	1	0	0	0	1											
Adam Kennedy, L OBP: 0.332, SLG: 0.417 (1, 4)	2B							1B		4	0	1	2	0	1	4											
Inning Stats	R: 2 E: 0 K: 1 S: 12	H: 2 LOB: 1 BB: 1 P: 18	R: 2 E: 0 K: 0 S: 14	H: 2 LOB: 1 BB: 1 P: 25	R: 0 E: 0 K: 1 S: 5	H: 0 LOB: 0 BB: 1 P: 13	R: 1 E: 0 K: 1 S: 19	H: 2 LOB: 2 BB: 1 P: 29	R: 0 E: 0 K: 0 S: 7	H: 2 LOB: 2 BB: 0 P: 8	R: 0 E: 0 K: 1 S: 8	H: 1 LOB: 1 BB: 0 P: 13	R: 0 E: 0 K: 0 S: 8	H: 0 LOB: 0 BB: 0 P: 11	1B: 8 2B: 2 3B: 0 HR: 0	SF: 1 SAC: 1 DP: 1 HBP: 0		WP: 0 PB: 0 SB: 0 CS: 0	PA: 36								
PITCHER	IP	WLS	BF	H	R	ER	SO	BB	IBB	HBP	BLK	WP	HR	S	P	ERA	WHIP										
Ryan Drese, R ERA: 6.73 Dave Burba, R ERA: 5.32 53 Carl Sadler, L ERA: Jerrod Riggan, R ERA: 7.29	4.0	L	20	6	5	5	3	3	0	0	0	0	0	16	20	0.00	1.500										

AB 31
R 5
H 10
RBI 5
BB 3
SO 4
LOB 19



Batter	1	2	3	4	5	6	7	8	9	AB	R	H	RBI	BB	SO	LOB	TOP					
Coco Crisp, S OBP: 0.467, SLG: 0.500 (1, 8)	B3		2B		L3		1B		G5-3	5	1	3	2	0	0	0	Cleveland Indians @ Anaheim Angels Edison International Field, Anaheim, CA Sat Aug 17 2002, 10:05 PM EDT Att: 39,866 - Cloudy - 69 F					
Omar Vizquel, S OBP: 0.351, SLG: 0.446 (1, 6)	P3		F9		L3		1B		FC6-4	5	1	2	1	0	0	2						
Ellis Burks, R OBP: 0.357, SLG: 0.542 (1, 10)	G5-3						1B		FC6-4	5	1	2	0	0	0	1						
Jim Thome, L OBP: 0.430, SLG: 0.643 (1, 3)		G1-3		G3			HR		G4-3	4	2	1	1	1	0	2						
Travis Fryman, R OBP: 0.301, SLG: 0.342 (1, 5)	K			G5-3			F8		HR	4	1	1	3	0	1	1						
Matt Lawton, L OBP: 0.344, SLG: 0.396 (1, 7)	G4-3						G6-3		G5-3	3	0	0	0	1	0	0						
Karim Garcia, L OBP: 0.354, SLG: 0.587 (1, 9)			F7	K			F8		G3-6-3	4	0	1	0	0	1	2						
John McDonald, R OBP: 0.318, SLG: 0.352 (1, 4)			G5-3				1B		G3-6-3	3	2	1	0	1	0	1						
Einar Diaz, R OBP: 0.259, SLG: 0.288 (1, 2)			2B		G4-3		G4-3		P6	4	1	1	0	0	0	2						
Inning Stats	R: 0 E: 0 K: 0 S: 5	H: 0 LOB: 0 BB: 0 P: 8	R: 0 E: 0 K: 1 S: 7	H: 0 LOB: 0 BB: 0 P: 11	R: 1 E: 0 K: 0 S: 9	H: 2 LOB: 1 BB: 0 P: 9	R: 0 E: 0 K: 1 S: 14	H: 1 LOB: 2 BB: 1 P: 22	R: 1 E: 0 K: 0 S: 7	H: 2 LOB: 0 BB: 0 P: 9	R: 1 E: 0 K: 0 S: 8	H: 1 LOB: 0 BB: 0 P: 15	R: 6 E: 1 K: 0 S: 19	H: 4 LOB: 0 BB: 2 P: 38	R: 0 E: 0 K: 0 S: 6	H: 1 LOB: 0 BB: 0 P: 7	R: 0 E: 0 K: 0 S: 10	H: 1 LOB: 1 BB: 0 P: 12	1B: 7 2B: 4 3B: 0 HR: 2	SF: 0 SAC: 0 DP: 2 HBP: 0	WP: 0 PB: 0 SB: 0 CS: 0	PA: 40
PITCHER	IP	WLS	BF	H	R	ER	SO	BB	IBB	HBP	BLK	WP	HR	S	P	ERA	WHIP					
Jarrod Washburn, L ERA: 3.24 (1, 1)	6.2	L	30	9	7	7	2	2	0	0	0	0	1	63	97	9.45	1.650					
Al Levine, R ERA: 3.35 (7, 1)	0.1		3	1	2	2	0	0	1	0	0	0	1	6	15	54.00	3.000					
62 Scot Shields, R ERA: 2.64 (8, 1)	2.0		7	2	0	0	0	0	0	0	0	0	0	16	19	0.00	1.000					

AB	37
R	9
H	12
RBI	7
BB	3
SO	2
LOB	11



Batter	1	2	3	4	5	6	7	8	9	AB	R	H	RBI	BB	SO	LOB	BOTTOM					
David Eckstein, R OBP: 0.365, SLG: 0.398 (1, 6)	16 S 16 S 1B		P4		G4-3		HBP		K	3	1	1	0	0	0	2	Cleveland Indians @ Anaheim Angels Edison International Field, Anaheim, CA Sat Aug 17 2002, 10:05 PM EDT Att: 39,866 - Cloudy - 69 F					
Benji Gil, R OBP: 0.298, SLG: 0.404 (9, 6)			K		L4		K		L8	5	0	0	0	0	3	6						
Darin Erstad, L OBP: 0.320, SLG: 0.397 (1, 8)	K		K		L4		K		L8	5	0	0	0	0	3	6						
Orlando Palmeiro, L OBP: 0.354, SLG: 0.340 (1, 9)	16 S 16 S BB		SF9		1B		BB		G6-3	1	1	1	0	2	0	0						
Alex Ochoa, R OBP: 0.356, SLG: 0.377 (7, PH) (8, 9)	16 S 16 S BB		SF9		1B		BB		G6-3	2	0	0	0	0	0	0						
16 Garret Anderson, L OBP: 0.333, SLG: 0.535 (1, 7)	1B		K		F9		1B		F9	4	0	2	1	0	1	4						
Troy Glaus, R OBP: 0.347, SLG: 0.436 (1, 5)	SF9		K		F9		1B		F9	3	1	1	2	0	1	0						
Brad Fullmer, L OBP: 0.341, SLG: 0.519 (1, 10)	F9		K		F8		1B		G5-4-3	3	0	0	0	0	0	1						
Scott Spiezio, S OBP: 0.377, SLG: 0.430 (1, 3)			F9		F8		G4-3		F8	2	0	0	0	2	0	1						
Bengie Molina, R OBP: 0.288, SLG: 0.332 (1, 2)			F7		CS		BB		F8	4	0	2	0	0	0	1						
Adam Kennedy, L OBP: 0.334, SLG: 0.426 (1, 4)			P6		CS		BB		G5-4-3	4	1	2	1	0	0	2						
Inning Stats	R: 2 E: 0 K: 1 S: 12	H: 2 LOB: 1 BB: 1 P: 20	R: 0 E: 0 K: 0 S: 6	H: 0 LOB: 0 BB: 0 P: 7	R: 0 E: 0 K: 2 S: 12	H: 1 LOB: 0 BB: 0 P: 16	R: 0 E: 0 K: 0 S: 8	H: 0 LOB: 1 BB: 1 P: 19	R: 0 E: 0 K: 0 S: 7	H: 2 LOB: 3 BB: 1 P: 14	R: 1 E: 0 K: 1 S: 13	H: 2 LOB: 0 BB: 1 P: 22	R: 0 E: 0 K: 1 S: 6	H: 1 LOB: 0 BB: 0 P: 10	R: 0 E: 0 K: 0 S: 5	H: 0 LOB: 0 BB: 0 P: 10	R: 1 E: 0 K: 1 S: 10	H: 1 LOB: 0 BB: 0 P: 12	1B: 7 2B: 0 3B: 0 HR: 2	SF: 1 SAC: 0 DP: 1 HBP: 2	WP: 0 PB: 0 SB: 4 CS: 1	PA: 40
PITCHER	IP	WLS	BF	H	R	ER	SO	BB	IBB	HBP	BLK	WP	HR	S	P	ERA	WHIP					
Jason Phillips, R ERA: 4.25 (6, 1)	5.2		28	7	3	3	3	4	0	1	0	0	0	9	13	0.00	0.750					
53 Carl Sadler, L ERA: (8, 1)	1.1	W	4	1	0	0	2	0	0	0	0	0	0	5	10	0.00	0.000					
David Riske, R ERA: 5.68 (8, 1)	1.0		3	0	0	0	0	0	0	1	0	0	0	1	10	9.00	1.000					
Terry Mulholland, L ERA: 6.65 (9, 1)	1.0		4	1	1	1	1	0	0	0	0	0	1	10	12	9.00	1.000					

AB	32
R	4
H	9
RBI	4
BB	4
SO	6
LOB	17



Batter	1	2	3	4	5	6	7	8	9	AB	R	H	RBI	BB	SO	LOB	TOP										
Coco Crisp, S OBP: 0.421, SLG: 0.412 (1, 8)	4-0 1B SF8 BB		1-3 K		0-1 P4			0-1 P4		3	1	0	0	1	1	2	Cleveland Indians @ Anaheim Angels Edison International Field, Anaheim, CA Sun Aug 18 2002, 8:05 PM EDT Att: 41,059 - Overcast - 70 F										
Omar Vizquel, S OBP: 0.348, SLG: 0.442 (1, 6)	2-2 F9		1-2 P6			2-2 G1-3		0-1 B2-3		4	0	0	0	0	0	2											
Ellis Burks, R OBP: 0.358, SLG: 0.540 (1, 10)	3-1 1B		2-3 K			4-2 WP BB		0-0 P5		3	0	1	0	1	1	1											
Jim Thome, L OBP: 0.428, SLG: 0.643 (1, 3)	3-2 SF8			2-2 F8		0-0 F2		2-2 G4-3 2B		3	0	1	1	0	0	1											
Karim Garcia, L OBP: 0.327, SLG: 0.540 (1, 9)	3-3 K			2-3 K		1-1 F3		0-0 G4-3		4	0	0	0	0	2	3											
Matt Lawton, L OBP: 0.341, SLG: 0.392 (1, 7)		2-1 F7		1-1 G4-3			1-2 G3-1		0-0 F9	4	0	0	0	0	0	1											
Travis Fryman, R OBP: 0.301, SLG: 0.340 (1, 5)		2-2 F9			4-1 G5-3 BB		2-2 F7			2	0	0	0	1	0	0											
John McDonald, R OBP: 0.312, SLG: 0.345 (1, 4)			0-0 G5-3		1-2 F7		0-3 K			3	0	0	0	0	1	1											
Einar Diaz, R OBP: 0.260, SLG: 0.287 (1, 2)				1-1 WP HBP		2-1 G5-3		2-2 L9		1	0	0	0	0	0	1											
Bill Selby, L OBP: 0.275, SLG: 0.315 (8, PH)										1	0	0	0	0	0	0											
Eddie Pérez, R OBP: 0.295, SLG: 0.326 (8, 2)										0	0	0	0	0	0	0											
Inning Stats	R: 1 E: 0 K: 1 S: 11	H: 1 LOB: 1 BB: 1 P: 26	R: 0 E: 0 K: 0 S: 6	H: 0 LOB: 0 BB: 0 P: 10	R: 0 E: 0 K: 2 S: 10	H: 0 LOB: 1 BB: 0 P: 15	R: 0 E: 0 K: 1 S: 8	H: 0 LOB: 0 BB: 0 P: 13	R: 0 E: 0 K: 0 S: 8	H: 0 LOB: 1 BB: 1 P: 15	R: 0 E: 0 K: 0 S: 12	H: 0 LOB: 0 BB: 0 P: 19	R: 0 E: 0 K: 1 S: 11	H: 0 LOB: 0 BB: 0 P: 14	R: 0 E: 0 K: 0 S: 8	H: 1 LOB: 1 BB: 0 P: 8	1B: 1 2B: 1 3B: 0 HR: 0	SF: 1 SAC: 0 DP: 0 HBP: 1	WP: 2 PB: 0 SB: 0 CS: 0	PA: 33							
PITCHER	IP	WLS	BF	H	R	ER	SO	BB	IBB	HBP	BLK	WP	HR	S	P	ERA	WHIP										
Kevin Appier, R ERA: 3.99 (1, 1)	6.0	W	23	1	1	1	4	3	0	1	0	2	0	55	98	1.50	0.667										
Brendan Donnelly, R ERA: 2.83 (7, 1)	1.0	H	3	0	0	0	1	0	0	0	0	0	0	11	14	0.00	0.000										
Ben Weber, R ERA: 2.84 (8, 1)	1.0	H	3	0	0	0	0	0	0	0	0	0	0	8	10	0.00	0.000										
Troy Percival, R ERA: 1.77 (9, 1)	1.0	S	4	1	0	0	0	0	0	0	0	0	0	6	8	0.00	1.000										

Batter	1	2	3	4	5	6	7	8	9	AB	R	H	RBI	BB	SO	LOB	BOTTOM										
David Eckstein, R OBP: 0.364, SLG: 0.397 (1, 6)	1-3 K		0-1 G5-4-3 1B	0-0 F7			0-0 F8-6-3			4	0	1	0	0	1	2	Cleveland Indians @ Anaheim Angels Edison International Field, Anaheim, CA Sun Aug 18 2002, 8:05 PM EDT Att: 41,059 - Overcast - 70 F										
Darin Erstad, L OBP: 0.320, SLG: 0.396 (1, 8)	2-0 F9		0-1 G5-4-3 1B		1-3 K			1-2 F7		4	0	1	0	0	1	0											
Scott Spiezio, S OBP: 0.376, SLG: 0.427 (1, 3)	3-2 G5-3		0-0 G5-4-3		0-0 G5-3			4-0 2B BB		3	1	0	0	1	0	2											
16 Garret Anderson, L OBP: 0.332, SLG: 0.533 (1, 7)		2-1 1B SF8 BB 1B	2-1 L7		0-1 P5			0-3 K		4	1	1	0	0	1	2											
Troy Glaus, R OBP: 0.350, SLG: 0.438 (1, 5)		4-0 SF8 1B BB		4-2 2B BB		0-0 F9		0-1 1H 2B		2	1	1	1	2	0	0											
Shawn Woolen, R OBP: 0.297, SLG: 0.367 (1, 10)		1-1 1B		2-1 1H 2B 2B		3-3 K		2-2 G6-3		4	1	2	1	0	1	1											
Benji Gil, R OBP: 0.290, SLG: 0.396 (1, 4)			0-0 SF8		0-1 L3		1-2 G6-3			2	0	0	1	0	0	1											
José Molina, R OBP: 0.404, SLG: 0.415 (1, 2)			0-0 P3		0-2 F9			0-1 F8		3	0	0	0	0	0	3											
Alex Ochoa, R OBP: 0.359, SLG: 0.384 (1, 9)			0-0 F3		3-2 2H 2B		2-1 F8-6-3 1B			3	0	2	1	0	0	2											
Inning Stats	R: 0 E: 0 K: 1 S: 7	H: 0 LOB: 0 BB: 0 P: 13	R: 1 E: 0 K: 0 S: 7	H: 2 LOB: 2 BB: 1 P: 14	R: 0 E: 0 K: 0 S: 7	H: 2 LOB: 1 BB: 0 P: 9	R: 2 E: 0 K: 0 S: 15	H: 2 LOB: 1 BB: 1 P: 24	R: 0 E: 0 K: 1 S: 6	H: 0 LOB: 0 BB: 0 P: 7	R: 0 E: 0 K: 0 S: 11	H: 0 LOB: 0 BB: 0 P: 15	R: 0 E: 0 K: 0 S: 5	H: 1 LOB: 0 BB: 0 P: 7	R: 1 E: 0 K: 1 S: 12	H: 1 LOB: 1 BB: 1 P: 19	1B: 5 2B: 4 3B: 0 HR: 0	SF: 1 SAC: 0 DP: 2 HBP: 0	WP: 0 PB: 0 SB: 0 CS: 0	PA: 33							
PITCHER	IP	WLS	BF	H	R	ER	SO	BB	IBB	HBP	BLK	WP	HR	S	P	ERA	WHIP										
CC Sabathia, L ERA: 5.2 (1, 1)	8.0	L	33	8	4	4	4	3	0	0	0	0	0	70	108	4.50	1.375										

Batter	1	2	3	4	5	6	7	8	9	10	11	AB	R	H	RBI	BB	SO	LOB	TOP			
David Eckstein, R OBP: 0.368, SLG: 0.399	G4-3 1B		G1-3 1B				F7			G1-3	FC3 16 1B	6	2	4	0	0	0	0				
Darin Erstad, L OBP: 0.317, SLG: 0.391	F7		G1-3				L8			F8	FC3 16 1B	6	0	0	1	0	0	4				
Orlando Palmeiro, L OBP: 0.361, SLG: 0.345 Alex Ochoa, R OBP: 0.358, SLG: 0.379	G4-3		G4-3				L8			F7	F3	2	0	1	1	1	0	1				
16 Garret Anderson, L OBP: 0.333, SLG: 0.535	G4-3		L7				F3			FC4-6 1B	IBB	5	0	2	1	1	0	4				
Troy Glaus, R OBP: 0.345, SLG: 0.431			F8				K			FC4-6	F8	6	0	1	0	0	1	6				
Brad Fuller, L OBP: 0.342, SLG: 0.518			F8				G3			G1-3 SH3-4 BB	HR 2B	4	1	1	0	1	0	1				
Scott Spiezio, S OBP: 0.380, SLG: 0.437			FC6-4 BB				K			SH3-4	HR	3	1	1	2	1	1	0				
Adam Kennedy, L OBP: 0.332, SLG: 0.422			FC6-4				G6-3			G1-3	1B FC3 G6-3 1B	5	1	1	0	0	0	3				
José Molina, R OBP: 0.390, SLG: 0.386 Benjie Molina, R OBP: 0.283, SLG: 0.326			F8				B5-3			F3	G6-3	3	0	0	0	0	0	2				
Inning Stats	R: 0 E: 0 K: 0 S: 10	H: 1 LOB: 1 BB: 0 P: 18	R: 0 E: 0 K: 0 S: 10	H: 1 LOB: 2 BB: 1 P: 18	R: 1 E: 0 K: 2 S: 12	H: 2 LOB: 0 BB: 0 P: 20	R: 0 E: 0 K: 1 S: 7	H: 0 LOB: 0 BB: 0 P: 10	R: 0 E: 0 K: 1 S: 8	H: 0 LOB: 0 BB: 0 P: 16	R: 0 E: 0 K: 0 S: 10	H: 0 LOB: 0 BB: 0 P: 15	R: 0 E: 0 K: 0 S: 7	H: 1 LOB: 1 BB: 0 P: 12	R: 0 E: 1 K: 0 S: 9	H: 0 LOB: 2 BB: 1 P: 19	R: 0 E: 0 K: 0 S: 14	H: 5 LOB: 2 BB: 0 P: 19	1B: 9 2B: 1 3B: 0 HR: 1	SF: 0 SAC: 1 DP: 0 HBP: 0	WP: 0 PB: 0 SB: 2 CS: 0	PA: 50
PITCHER	IP WLS BF H R ER SO BB IBB HBP BLK WP HR S P ERA WHIP	IP WLS BF H R ER SO BB IBB HBP BLK WP HR S P ERA WHIP	Orlando Hernandez, R ERA: 3.39	Mike Stanton, L ERA: 2.73	Steve Karsay, R ERA: 3.14	Jeff Weaver, R ERA: 3.99																

Anaheim Angels @ New York Yankees
Yankee Stadium, Bronx, NY
Wed Aug 21 2002, 1:05 PM EDT
Att. 46,423 - Sunny - 79 F

livebaseballscores.com
AB 45
R 5
H 11
RBI 5
BB 4
SO 2
LOB 25



Batter	1	2	3	4	5	6	7	8	9	10	11	AB	R	H	RBI	BB	SO	LOB	BOTTOM					
Alfonso Soriano, R OBP: 0.329, SLG: 0.554	G5-3 2B		K					K		G5-3		5	1	2	0	0	2	0						
2 Derek Jeter, R OBP: 0.376, SLG: 0.418	G5-3		K					G4-3		G6-3		4	0	0	0	1	1	1						
25 Jason Giambi, L OBP: 0.428, SLG: 0.579	G5-3		G4-3					G4-3		G5-3		3	0	0	0	1	0	1						
Bernie Williams, S OBP: 0.427, SLG: 0.507								BB				3	0	1	1	2	0	2						
Robin Ventura, L OBP: 0.372, SLG: 0.483								BB				4	0	1	0	1	2	3						
20 Jorge Posada, S OBP: 0.379, SLG: 0.503								BB				5	0	2	0	0	0	3						
Raul Mondesi, R OBP: 0.308, SLG: 0.439								BB				5	0	1	0	0	1	4						
Shane Spencer, R OBP: 0.327, SLG: 0.386 John Vander Wal, L OBP: 0.340, SLG: 0.471								BB				3	0	0	0	0	1	1						
Rondell White, R OBP: 0.293, SLG: 0.364								BB				5	0	0	0	0	2	6						
Inning Stats	R: 1 E: 0 K: 1 S: 10	H: 2 LOB: 1 BB: 0 P: 19	R: 0 E: 0 K: 0 S: 13	H: 1 LOB: 1 BB: 0 P: 17	R: 0 E: 0 K: 2 S: 10	H: 0 LOB: 0 BB: 0 P: 16	R: 0 E: 0 K: 0 S: 7	H: 0 LOB: 0 BB: 0 P: 10	R: 0 E: 0 K: 2 S: 13	H: 1 LOB: 3 BB: 3 P: 27	R: 0 E: 0 K: 1 S: 8	H: 0 LOB: 0 BB: 0 P: 9	R: 0 E: 0 K: 2 S: 8	H: 0 LOB: 2 BB: 1 P: 16	R: 0 E: 0 K: 0 S: 6	H: 1 LOB: 1 BB: 1 P: 18	R: 0 E: 0 K: 0 S: 6	H: 0 LOB: 0 BB: 0 P: 10	R: 0 E: 0 K: 2 S: 18	H: 2 LOB: 3 BB: 1 P: 29	1B: 5 2B: 2 3B: 0 HR: 0	SF: 0 SAC: 0 DP: 1 HBP: 1	WP: 0 PB: 0 SB: 0 CS: 1	PA: 45
PITCHER	IP WLS BF H R ER SO BB IBB HBP BLK WP HR S P ERA WHIP	IP WLS BF H R ER SO BB IBB HBP BLK WP HR S P ERA WHIP	Ramen Ortiz, R ERA: 4.1	Brendan Donnelly, R ERA: 2.76	Scott Schoeneweis, L ERA: 5.2	Ben Weber, R ERA: 2.75	Troy Percival, R ERA: 1.73																	

Anaheim Angels @ New York Yankees
Yankee Stadium, Bronx, NY
Wed Aug 21 2002, 1:05 PM EDT
Att. 46,423 - Sunny - 79 F

livebaseballscores.com
AB 38
R 1
H 7
RBI 1
BB 6
SO 10
LOB 24



Batter	1	2	3	4	5	6	7	8	9	AB	R	H	RBI	BB	SO	LOB	TOP					
David Eckstein, R (1, 6) OBP: 0.363, SLG: 0.392	G4-3		F7			F9		G6-3		4	0	0	0	0	0	1						
Darin Erstad, L (1, 8) OBP: 0.320, SLG: 0.397	F9 2B			K				G6-3		4	0	2	0	0	1	0						
Orlando Palmeiro, L (1, 9) OBP: 0.362, SLG: 0.343	F9			16 2B		F7			16 G3 BB	3	0	1	0	1	0	2						
16 Garret Anderson, L (1, 7) OBP: 0.334, SLG: 0.534	G4-3									4	0	1	0	0	0	2						
Brad Fullmer, L (1, 10) OBP: 0.338, SLG: 0.512		K								4	0	0	0	0	1	2						
Troy Glaus, R (1, 5) OBP: 0.345, SLG: 0.437		G6-3								3	1	1	1	0	1	0						
Scott Spiezio, S (1, 3) OBP: 0.376, SLG: 0.434		F5								3	0	0	0	0	1	0						
Bengie Molina, R (1, 2) OBP: 0.281, SLG: 0.323				K						3	0	0	0	0	2	0						
Adam Kennedy, L (1, 4) OBP: 0.331, SLG: 0.420										3	0	1	0	0	0	0						
Inning Stats	R: 0 E: 0 K: 0 S: 12	H: 1 LOB: 1 BB: 0 P: 17	R: 0 E: 0 K: 1 S: 7	H: 0 LOB: 0 BB: 0 P: 10	R: 0 E: 0 K: 1 S: 10	H: 1 LOB: 0 BB: 0 P: 14	R: 0 E: 0 K: 1 S: 12	H: 2 LOB: 1 BB: 0 P: 14	R: 0 E: 0 K: 2 S: 7	H: 0 LOB: 0 BB: 0 P: 9	R: 0 E: 0 K: 0 S: 13	H: 1 LOB: 1 BB: 0 P: 20	R: 1 E: 0 K: 0 S: 10	H: 1 LOB: 0 BB: 0 P: 14	R: 0 E: 0 K: 1 S: 7	H: 0 LOB: 1 BB: 1 P: 11	R: 0 E: 0 K: 0 S: 8	H: 0 LOB: 1 BB: 1 P: 17	1B: 3 2B: 2 3B: 0 HR: 1	SF: 0 SAC: 0 DP: 0 HBP: 0	WP: 0 PB: 0 SB: 0 CS: 1	PA: 32
PITCHER	IP	WLS	BF	H	R	ER	SO	BB	IBB	HBP	BLK	WP	HR	S	P	ERA	WHIP					
Pedro Martinez, R (1, 1) ERA: 2.15	8.0	W	28	6	1	1	6	0	0	0	0	0	1	78	109	1.12	0.750					
Ugueth Urbina, R (9, 1) ERA: 3.52	1.0	S	4	0	0	0	0	1	0	0	0	0	0	8	17	0.00	1.000					

Anaheim Angels @ Boston Red Sox
Fenway Park, Boston, MA
Fri Aug 23 2002, 7:05 PM EDT
Att: 33,221 - Sunny - 68 F

livebaseballscores.com

AB 31
R 1
H 6
RBI 1
BB 1
SO 6
LOB 7




Batter	1	2	3	4	5	6	7	8	9	AB	R	H	RBI	BB	SO	LOB	BOTTOM				
Rickey Henderson, R (1, 7) OBP: 0.381, SLG: 0.384	F8			FC9-6 2B						4	1	3	0	1	0	0					
Nomar Garciaparra, R (1, 6) OBP: 0.349, SLG: 0.534	G4-3			FC9-6 1B						5	1	1	1	0	0	4					
Manny Ramirez, R (1, 9) OBP: 0.445, SLG: 0.603				FC4-6 1B						2	1	2	0	2	0	0					
Cliff Floyd, L (1, 10) OBP: 0.391, SLG: 0.538				FC4-6 1B						4	0	0	0	0	2	8					
Shea Hillenbrand, R (1, 5) OBP: 0.340, SLG: 0.483										3	1	1	0	0	0	0					
Brian Daubach, L (1, 3) OBP: 0.345, SLG: 0.466										2	0	1	1	1	0	0					
Jason Varitek, S (1, 2) OBP: 0.336, SLG: 0.409										4	0	2	2	0	0	1					
Trot Nixon, L (1, 8) OBP: 0.343, SLG: 0.481										4	0	0	0	0	1	4					
Rey Sanchez, R (1, 4) OBP: 0.321, SLG: 0.353										4	0	1	0	0	0	2					
Inning Stats	R: 0 E: 0 K: 1 S: 8	H: 1 LOB: 1 BB: 0 P: 12	R: 1 E: 0 K: 1 S: 11	H: 2 LOB: 0 BB: 0 P: 19	R: 3 E: 0 K: 0 S: 14	H: 4 LOB: 2 BB: 1 P: 25	R: 0 E: 0 K: 0 S: 11	H: 2 LOB: 2 BB: 0 P: 17	R: 0 E: 0 K: 1 S: 17	H: 2 LOB: 3 BB: 1 P: 26	R: 0 E: 0 K: 0 S: 6	H: 0 LOB: 0 BB: 1 P: 15	R: 0 E: 0 K: 0 S: 12	H: 0 LOB: 1 BB: 1 P: 21	1B: 10 2B: 2 3B: 0 HR: 0	SF: 1 SAC: 0 DP: 2 HBP: 1	WP: 0 PB: 0 SB: 0 CS: 0	PA: 38			
PITCHER	IP	WLS	BF	H	R	ER	SO	BB	IBB	HBP	BLK	WP	HR	S	P	ERA	WHIP				
Jarrod Washburn, L (1, 1) ERA: 3.33	6.0	L	31	11	4	4	3	2	0	1	0	0	0	67	106	6.00	2.167				
Al Levine, R (7, 1) ERA: 3.1	2.0		7	0	0	0	0	2	0	0	0	0	0	18	36	0.00	1.000				

Anaheim Angels @ Boston Red Sox
Fenway Park, Boston, MA
Fri Aug 23 2002, 7:05 PM EDT
Att: 33,221 - Sunny - 68 F

livebaseballscores.com

AB 32
R 4
H 11
RBI 4
BB 4
SO 3
LOB 19



Batter	1	2	3	4	5	6	7	8	9	AB	R	H	RBI	BB	SO	LOB	TOP							
David Eckstein, R OBP: 0.361, SLG: 0.390	K	FC5-4		E6			FC3-6 1B		F7	5	0	1	0	0	1	4								
Darin Erstad, L OBP: 0.319, SLG: 0.396	1B		F8	K			FC3-6 G3-6 1-2			4	0	1	0	0	1	3								
Orlando Palmeiro, L OBP: 0.356, SLG: 0.337	K		K		K		G3-6 1-2			4	0	0	0	0	3	2								
16 Garret Anderson, L OBP: 0.333, SLG: 0.532	F9		1B		F7			K		4	0	1	0	0	1	1								
Brad Fullmer, L OBP: 0.338, SLG: 0.513 Shawn Wooten, R OBP: 0.296, SLG: 0.358		1B 2B	G3		P6			F8		3	1	1	0	0	0	1								
Troy Glaus, R OBP: 0.344, SLG: 0.436	K			F7		F9 1B		K		4	0	1	0	0	2	1								
Scott Spiezio, S OBP: 0.377, SLG: 0.436	1B BB		E9 1B 2B		F9 1-2			G3-1		3	1	1	0	1	0	1								
Adam Kennedy, L OBP: 0.332, SLG: 0.421	P6			E S 1B		K		K		4	0	2	1	0	1	3								
José Molina, R OBP: 0.370, SLG: 0.375	FC5-4 1B		L5		F8			F9		4	0	1	1	0	0	3								
Inning Stats	R: 0 H: 1 E: 0 K: 2 S: 14	H: 1 LOB: 1 BB: 0 P: 18	R: 1 H: 2 E: 0 K: 1 S: 16	H: 2 LOB: 2 BB: 1 P: 26	R: 0 H: 1 E: 0 K: 1 S: 8	H: 1 LOB: 1 BB: 0 P: 14	R: 1 H: 2 E: 2 K: 1 S: 14	H: 2 LOB: 2 BB: 0 P: 15	R: 0 H: 0 E: 0 K: 1 S: 6	H: 0 LOB: 0 BB: 0 P: 6	R: 0 H: 1 E: 0 K: 1 S: 11	H: 1 LOB: 1 BB: 0 P: 14	R: 0 H: 1 E: 0 K: 2 S: 9	H: 0 LOB: 0 BB: 0 P: 10	R: 0 H: 0 E: 0 K: 2 S: 9	H: 0 LOB: 0 BB: 0 P: 11	R: 0 H: 1 E: 0 K: 0 S: 14	H: 1 LOB: 1 BB: 0 P: 17	1B: 7 2B: 2 3B: 0 HR: 0	SF: 0 SAC: 0 DP: 1 HBP: 0	WP: 0 PB: 0 SB: 3 CS: 0	PA: 37		
PITCHER	IP	WLS	BF	H	R	ER	SO	BB	IBB	HBP	BLK	WP	HR	S	P	ERA	WHIP							
49 Tim Wakefield, R ERA: 3.17	7.0	L	30	8	2	1	7	1	0	0	0	0	0	75	103	1.29	1.286							
Alan Embree, L ERA: 1.69	2.0		7	1	0	0	2	0	0	0	0	0	0	23	28	0.00	0.500							

Anaheim Angels @ Boston Red Sox
Fenway Park, Boston, MA
Sat Aug 24 2002, 1:15 PM EDT
Att: 32,510 - Overcast - 68 F

AB 36
R 2
H 9
RBI 2
BB 1
SO 9
LOB 19



Batter	1	2	3	4	5	6	7	8	9	AB	R	H	RBI	BB	SO	LOB	BOTTOM							
18 Johnny Damon, L OBP: 0.357, SLG: 0.439	G6-4-3 BB		P4		F8			B3		3	0	0	0	1	0	2								
Nomar Garciaparra, R OBP: 0.348, SLG: 0.532	G6-4-3 1-2		G5-3			G4-6-3 1B			F7	4	0	1	0	0	0	1								
Manny Ramirez, R OBP: 0.446, SLG: 0.605	BB 1B			L3-6 2B		F8			G1-3	4	0	2	0	0	0	1								
Cliff Floyd, L OBP: 0.391, SLG: 0.538	BB 1B		L3-6		G4-6-3 1-2					3	0	1	0	1	0	2								
Shea Hillenbrand, R OBP: 0.338, SLG: 0.479	G1-3		F8			B1-3			G3	4	0	0	0	0	0	3								
Brian Daubach, L OBP: 0.345, SLG: 0.465		F8		WP BB 1B		G4-3				3	0	1	0	0	0	0								
Doug Mirabeli, R OBP: 0.283, SLG: 0.404		G4-3		K			F3			3	0	0	0	0	1	1								
Trot Nixon, L OBP: 0.345, SLG: 0.480		G3-1		WP BB				L4-3 BB		1	0	0	0	2	0	0								
Rey Sanchez, R OBP: 0.318, SLG: 0.351 Carlos Baerga, S OBP: 0.344, SLG: 0.418			F8		P6			L4-3		2	0	0	0	0	0	2								
										1	0	0	0	0	0	1								
Inning Stats	R: 0 H: 1 E: 0 K: 0 S: 12	H: 0 LOB: 0 BB: 0 P: 25	R: 0 H: 0 E: 0 K: 0 S: 10	H: 0 LOB: 0 BB: 0 P: 16	R: 0 H: 0 E: 0 K: 0 S: 6	H: 0 LOB: 0 BB: 0 P: 11	R: 0 H: 1 E: 0 K: 0 S: 5	H: 1 LOB: 2 BB: 1 P: 34	R: 0 H: 1 E: 0 K: 0 S: 6	H: 0 LOB: 0 BB: 0 P: 8	R: 0 H: 0 E: 0 K: 0 S: 6	H: 0 LOB: 0 BB: 0 P: 8	R: 0 H: 0 E: 0 K: 0 S: 5	H: 0 LOB: 1 BB: 1 P: 10	R: 0 H: 1 E: 0 K: 0 S: 11	H: 1 LOB: 0 BB: 0 P: 14	1B: 3 2B: 4 3B: 0 HR: 0	SF: 0 SAC: 0 DP: 4 HBP: 0	WP: 1 PB: 0 SB: 0 CS: 0	PA: 32				
PITCHER	IP	WLS	BF	H	R	ER	SO	BB	IBB	HBP	BLK	WP	HR	S	P	ERA	WHIP							
Kevin Appier, R ERA: 3.82	6.0	W	22	4	0	0	1	3	0	0	0	0	0	61	99	0.00	1.167							
Brendan Donnelly, R ERA: 2.67	1.0	H	4	0	0	0	0	1	0	0	0	0	0	7	13	0.00	1.000							
Scott Schoeneweis, L ERA: 5.15	1.0	H	2	0	0	0	0	0	0	0	0	0	0	4	5	0.00	0.000							
Troy Percival, R ERA: 1.69	1.0	S	4	1	0	0	0	0	0	0	0	0	0	11	14	0.00	1.000							

Anaheim Angels @ Boston Red Sox
Fenway Park, Boston, MA
Sat Aug 24 2002, 1:15 PM EDT
Att: 32,510 - Overcast - 68 F

AB 28
R 0
H 5
RBI 0
BB 4
SO 1
LOB 13



Batter	1	2	3	4	5	6	7	8	9	AB	R	H	RBI	BB	SO	LOB	TOP										
David Eckstein, R (1, 6) OBP: 0.362, SLG: 0.393										4	3	2	1	0	0	0	Anaheim Angels @ Boston Red Sox Fenway Park, Boston, MA Sun Aug 25 2002, 1:05 PM EDT Att: 32,059 - Sunny - 75 F										
Darin Erstad, L (1, 8) OBP: 0.318, SLG: 0.394										5	1	1	0	0	0	2											
Orlando Palmeiro, L (1, 9) OBP: 0.378, SLG: 0.341 Alex Ochoa, R (9, PH) OBP: 0.362, SLG: 0.393										3	0	2	2	0	0	0											
16 Garret Anderson, L (1, 7) OBP: 0.330, SLG: 0.527										5	0	0	0	0	0	4											
Brad Fullmer, L (1, 10) OBP: 0.337, SLG: 0.510 Benji Gil, R (9, PH) OBP: 0.289, SLG: 0.417										4	0	1	0	0	0	0											
Troy Glaus, R (1, 5) OBP: 0.344, SLG: 0.438										5	1	2	0	0	3	3											
Scott Spiezio, S (1, 3) OBP: 0.378, SLG: 0.439 9 Chone Figgins, S (9, PR) Bengie Molina, R (9, 2) OBP: 0.281, SLG: 0.323										4	0	2	1	0	0	2											
Adam Kennedy, L (1, 4) OBP: 0.337, SLG: 0.427										4	0	3	0	0	1	1											
José Molina, R (1, 2) OBP: 0.351, SLG: 0.353 Shawn Wooten, R (9, PH) OBP: 0.306, SLG: 0.368										3	0	0	0	0	1	6											
										1B: 11	SF: 1	2B: 4	SAC: 1	3B: 1	DP: 2	HR: 0		HBP: 0									
Inning Stats	R: 1 E: 0 K: 0 S: 8	H: 1 LOB: 0 BB: 0 P: 11	R: 1 E: 0 K: 0 S: 10	H: 3 LOB: 1 BB: 0 P: 15	R: 0 E: 0 K: 0 S: 11	H: 1 LOB: 1 BB: 0 P: 19	R: 0 E: 0 K: 1 S: 10	H: 2 LOB: 2 BB: 0 P: 12	R: 1 E: 0 K: 1 S: 12	H: 2 LOB: 0 BB: 0 P: 17	R: 0 E: 0 K: 1 S: 11	H: 2 LOB: 2 BB: 0 P: 15	R: 0 E: 0 K: 0 S: 9	H: 0 LOB: 0 BB: 0 P: 12	R: 0 E: 0 K: 1 S: 7	H: 0 LOB: 0 BB: 0 P: 10	R: 5 E: 0 K: 2 S: 23	H: 5 LOB: 2 BB: 0 P: 31	WP: 0 PB: 0 SB: 2 CS: 0	PA: 42							
PITCHER	IP	WLS	BF	H	R	ER	SO	BB	IBB	HBP	BLK	WP	HR	S	P	ERA	WHIP										
Derek Lowe, R (1, 1) ERA: 2.39	8.1	L	37	13	6	6	4	0	0	0	0	0	0	87	121	6.48	1.560										
Alan Embree, L (9, 1) ERA: 2.03	0.1		3	2	0	0	0	0	0	0	0	0	0	8	10	0.00	6.000										
Bob Howry, R (9, 1) ERA: 3.56	0.1		2	1	2	2	1	0	0	0	0	0	0	6	11	54.00	3.000										

Batter	1	2	3	4	5	6	7	8	9	AB	R	H	RBI	BB	SO	LOB	BOTTOM										
18 Johnny Damon, L (1, 8) OBP: 0.356, SLG: 0.437										4	0	1	1	0	1	1	Anaheim Angels @ Boston Red Sox Fenway Park, Boston, MA Sun Aug 25 2002, 1:05 PM EDT Att: 32,059 - Sunny - 75 F										
Nomar Garciaparra, R (1, 6) OBP: 0.349, SLG: 0.534										4	1	2	0	0	0	1											
Manny Ramirez, R (1, 10) OBP: 0.444, SLG: 0.601										4	0	1	1	0	1	1											
Cliff Floyd, L (1, 7) OBP: 0.392, SLG: 0.537										3	0	1	0	1	2	0											
Shea Hillenbrand, R (1, 5) OBP: 0.337, SLG: 0.477										4	0	1	1	0	0	2											
Brian Daubach, L (1, 3) OBP: 0.342, SLG: 0.460										4	0	0	0	0	0	3											
Jason Varitek, S (1, 2) OBP: 0.335, SLG: 0.406										3	0	0	0	1	1	0											
Trot Nixon, L (1, 9) OBP: 0.343, SLG: 0.476										4	0	0	0	0	2	1											
Rey Sanchez, R (1, 4) OBP: 0.317, SLG: 0.353										4	2	1	0	0	0	1											
										1B: 5	SF: 0	2B: 2	SAC: 0	3B: 0	DP: 1	HR: 0		HBP: 0									
Inning Stats	R: 1 E: 0 K: 0 S: 9	H: 3 LOB: 2 BB: 1 P: 16	R: 1 E: 0 K: 1 S: 13	H: 2 LOB: 1 BB: 0 P: 21	R: 0 E: 0 K: 2 S: 7	H: 0 LOB: 0 BB: 0 P: 11	R: 0 E: 0 K: 1 S: 10	H: 0 LOB: 0 BB: 0 P: 17	R: 1 E: 1 K: 1 S: 13	H: 2 LOB: 2 BB: 0 P: 18	R: 0 E: 0 K: 0 S: 9	H: 0 LOB: 1 BB: 1 P: 18	R: 0 E: 0 K: 0 S: 9	H: 0 LOB: 0 BB: 0 P: 11	R: 0 E: 0 K: 1 S: 6	H: 0 LOB: 0 BB: 0 P: 7	R: 0 E: 0 K: 1 S: 6	H: 0 LOB: 0 BB: 0 P: 7	WP: 0 PB: 0 SB: 1 CS: 0	PA: 36							
PITCHER	IP	WLS	BF	H	R	ER	SO	BB	IBB	HBP	BLK	WP	HR	S	P	ERA	WHIP										
Mickey Callaway, R (1, 1) ERA: 3.0	6.0		27	7	3	2	5	2	0	0	0	0	0	61	101	3.00	1.500										
Brendan Donnelly, R (7, 1) ERA: 2.59	1.0		3	0	0	0	0	0	0	0	0	0	0	9	11	0.00	0.000										
Scott Schoeneweis, L (8, 1) ERA: 5.06	2.0	W	6	0	0	0	2	0	0	0	0	0	0	12	14	0.00	0.000										

AB	40
R	8
H	16
RBI	8
BB	0
SO	5
LOB	18



Batter	1	2	3	4	5	6	7	8	9	AB	R	H	RBI	BB	SO	LOB	TOP					
Randy Winn, S OBP: 0.360, SLG: 0.453	G6-3		G1-3			G3	L8		G6-3	4	0	1	0	1	0	3						
13 Carl Crawford, L OBP: 0.307, SLG: 0.443	G3			G6-3		G3		SF8	G6-3	5	1	2	1	0	0	1						
Aubrey Huff, L OBP: 0.354, SLG: 0.509	F8			G4-3		G3		1B	K	5	0	1	0	0	1	3						
18 Jared Sandberg, R OBP: 0.299, SLG: 0.461		G6-3		P5		K		K		3	0	0	0	1	2	4						
Steve Cox, L OBP: 0.338, SLG: 0.418	F8				G4-6-3		F7	SF8		3	0	1	1	0	0	1						
Ben Grievie, L OBP: 0.341, SLG: 0.403	G6-3				G4-6-3		1B	1B	1B	4	1	2	0	0	0	2						
John Flaherty, R OBP: 0.307, SLG: 0.380			K		F8		1B	1B	1B	4	0	2	0	0	1	0						
Chris Gomez, R OBP: 0.304, SLG: 0.421			L8			13 1B		K		4	1	2	1	0	1	3						
Felix Escalona, R OBP: 0.248, SLG: 0.289						G3	K		G5-3	4	0	1	0	0	1	3						
Inning Stats	R: 0 E: 0 K: 0 S: 5	H: 0 LOB: 0 BB: 0 P: 8	R: 0 E: 0 K: 0 S: 6	H: 0 LOB: 0 BB: 1 P: 13	R: 0 E: 0 K: 1 S: 10	H: 1 LOB: 1 BB: 0 P: 15	R: 0 E: 0 K: 0 S: 10	H: 0 LOB: 0 BB: 0 P: 15	R: 0 E: 0 K: 0 S: 4	H: 1 LOB: 0 BB: 0 P: 6	R: 1 E: 0 K: 1 S: 21	H: 2 LOB: 2 BB: 1 P: 31	R: 1 E: 0 K: 1 S: 10	H: 3 LOB: 0 BB: 0 P: 17	R: 1 E: 0 K: 2 S: 21	H: 4 LOB: 3 BB: 0 P: 26	R: 0 E: 0 K: 1 S: 9	H: 1 LOB: 1 BB: 0 P: 12	1B: 11 2B: 1 3B: 0 HR: 0	SF: 1 SAC: 0 DP: 2 HBP: 0	WP: 0 PB: 0 SB: 1 CS: 0	PA: 39
PITCHER	IP	WLS	BF	H	R	ER	SO	BB	IBB	HBP	BLK	WP	HR	S	P	ERA	WHIP					
41 John Lackey, R ERA: 3.23	(1, 1)	6.1	W	26	7	2	2	2	0	0	0	0	0	62	100	2.84	1.421					
Brendan Donnelly, R ERA: 2.76	(7, 1)	1.1	H	7	3	1	1	2	0	0	0	0	0	19	25	6.75	2.250					
Ben Weber, R ERA: 2.82	(8, 1)	1.1	S	6	2	0	0	2	0	0	0	0	0	15	18	0.00	1.500					

Tampa Bay Devil Rays @ Anaheim Angels
Edison International Field, Anaheim, CA
Tue Aug 27 2002, 10:05 PM EDT
Att. 19,869 - Sunny - 71 F

livebaseballscorecards.com

AB 36
R 3
H 12
RBI 3
BB 2
SO 6
LOB 20



Batter	1	2	3	4	5	6	7	8	9	AB	R	H	RBI	BB	SO	LOB	BOTTOM				
David Eckstein, R OBP: 0.364, SLG: 0.393	2B	CS	G6-3	G5-3			L8	1B		5	2	2	0	0	0	3					
Darin Erstad, L OBP: 0.325, SLG: 0.403	16 G1		16 1B		16 G3	FC3-2	BB	16 E	16 1B	5	1	5	0	0	0	0					
16 Garret Anderson, L OBP: 0.333, SLG: 0.527	G1		G4-6-3		G3		E4	BB		5	1	2	2	0	0	3					
Brad Fullmer, L OBP: 0.335, SLG: 0.504	P4		G4-6-3		FC3-2		F8		K	5	0	0	0	0	1	8					
Troy Glaus, R OBP: 0.349, SLG: 0.439	P4			F9	CS		F8	2B		3	1	0	0	1	0	1					
Scott Spiezio, S OBP: 0.379, SLG: 0.442			FC1-6		E		F9	2B		4	0	3	3	0	0	0					
Adam Kennedy, L OBP: 0.339, SLG: 0.429		FC1-6	G6-3		E		1B	BB	K	3	2	1	0	1	1	2					
Bengie Molina, R OBP: 0.280, SLG: 0.321		G6-3			E4				G6-3	4	0	1	0	0	0	3					
Alex Ochoa, R OBP: 0.361, SLG: 0.395					F5				G5-3	4	0	2	2	0	0	3					
Inning Stats	R: 1 E: 0 K: 0 S: 11	H: 2 LOB: 1 BB: 0 P: 15	R: 1 E: 0 K: 0 S: 11	H: 2 LOB: 0 BB: 0 P: 16	R: 0 E: 0 K: 0 S: 10	H: 2 LOB: 1 BB: 0 P: 15	R: 0 E: 0 K: 0 S: 12	H: 2 LOB: 3 BB: 0 P: 17	R: 0 E: 0 K: 0 S: 8	H: 1 LOB: 0 BB: 0 P: 13	R: 1 E: 0 K: 1 S: 9	H: 2 LOB: 2 BB: 1 P: 18	R: 3 E: 1 K: 1 S: 14	H: 2 LOB: 1 BB: 1 P: 24	R: 1 E: 0 K: 1 S: 19	H: 3 LOB: 2 BB: 0 P: 27	1B: 13 2B: 3 3B: 0 HR: 0	SF: 0 SAC: 0 DP: 1 HBP: 0	WP: 0 PB: 0 SB: 0 CS: 2	PA: 42	
PITCHER	IP	WLS	BF	H	R	ER	SO	BB	IBB	HBP	BLK	WP	HR	S	P	ERA	WHIP				
Victor Zambrano, R ERA: 6.04	(1, 1)	6.2	L	32	12	6	3	0	0	0	0	0	0	69	109	4.05	2.100				
Travis Harper, R ERA: 4.0	(7, 1)	1.1		8	4	1	1	2	0	0	0	0	0	25	36	6.75	3.000				

Tampa Bay Devil Rays @ Anaheim Angels
Edison International Field, Anaheim, CA
Tue Aug 27 2002, 10:05 PM EDT
Att. 19,869 - Sunny - 71 F

livebaseballscorecards.com


AB 38
R 7
H 16
RBI 7
BB 2
SO 2
LOB 23



Batter	1	2	3	4	5	6	7	8	9	10	AB	R	H	RBI	BB	SO	LOB								
13 Carl Crawford, L OBP: 0.302, SLG: 0.429	K		G3				G1-3		K	FC4-6	5	0	0	0	1	2	3								
Andy Sheets, R OBP: 0.310, SLG: 0.467	F9		G5-3								4	1	0	0	1	1	4								
Randy Winn, S OBP: 0.362, SLG: 0.457	2B 1B				P4		G6-3				5	2	3	0	0	0	0								
Aubrey Huff, L OBP: 0.357, SLG: 0.513					G4-3		G2-3		E4		5	1	3	1	0	0	0								
18 Jared Sandberg, R OBP: 0.283, SLG: 0.460	K2-3				G4-3		P4				5	1	1	1	0	2	3								
John Flaherty, R OBP: 0.308, SLG: 0.381							F9				5	1	2	1	0	1	1								
Ben Grieve, L OBP: 0.341, SLG: 0.410					G6-3						5	2	2	2	0	1	3								
Chris Gomez, R OBP: 0.305, SLG: 0.420					L9						4	0	1	0	1	0	1								
Felix Escalona, R OBP: 0.250, SLG: 0.290											3	0	1	1	0	1	1								
Steve Cox, L OBP: 0.359, SLG: 0.419											1	0	1	0	0	0	0								
Brent Abernathy, R OBP: 0.283, SLG: 0.306											0	0	0	1	0	0	0								
Inning Stats	R: 0 E: 0 K: 2 S: 12	H: 2 LOB: 2 BB: 0 P: 19	R: 0 E: 0 K: 10 S: 10	H: 0 LOB: 0 BB: 0 P: 14	R: 0 E: 0 K: 1 S: 9	H: 0 LOB: 0 BB: 0 P: 12	R: 0 E: 0 K: 0 S: 5	H: 0 LOB: 0 BB: 0 P: 8	R: 1 E: 0 K: 0 S: 12	H: 2 LOB: 2 BB: 1 P: 23	R: 0 E: 0 K: 0 S: 5	H: 0 LOB: 0 BB: 0 P: 8	R: 2 E: 0 K: 0 S: 12	H: 3 LOB: 0 BB: 0 P: 16	R: 2 E: 1 K: 3 S: 17	H: 2 LOB: 1 BB: 1 P: 26	R: 0 E: 0 K: 2 S: 10	H: 1 LOB: 2 BB: 0 P: 14	R: 3 E: 0 K: 0 S: 15	H: 4 LOB: 2 BB: 1 P: 25	1B: 10 2B: 3 3B: 0 HR: 1	SF: 1 SAC: 0 DP: 1 HBP: 0	WP: 1 PB: 0 SB: 0 CS: 0	PA: 46	
PITCHER	IP	WLS	BF	H	R	ER	SO	BB	IBB	HBP	BLK	WP	HR	S	P	ERA	WHIP								
Jarrod Washburn, L ERA: 3.38	6.0		25	6	3	3	3	1	0	0	0	0	1	56	89	4.50	1.167								
Ben Weber, R ERA: 2.77	1.0	H	3	1	0	0	0	0	0	0	0	0	0	9	11	0.00	1.000								
Scott Schoeneweis, L ERA: 5.1	0.0	B	3	2	2	1	0	1	0	0	0	0	0	7	14	∞	∞								
Brendan Donnelly, R ERA: 2.67	1.0		3	0	0	0	3	0	0	0	0	0	0	10	12	0.00	0.000								
Troy Percival, R ERA: 2.01	1.0		4	1	0	0	2	0	0	0	0	1	0	10	14	0.00	1.000								

Tampa Bay Devil Rays @ Anaheim Angels
Edison International Field, Anaheim, CA
Wed Aug 28 2002, 10:05 PM EDT
Att. 17,740 - Sunny - 70 F

AB	42
R	8
H	14
RBI	7
BB	3
SO	8
LOB	16



Batter	1	2	3	4	5	6	7	8	9	10	AB	R	H	RBI	BB	SO	LOB								
David Eckstein, R OBP: 0.364, SLG: 0.396	G4-3 1B		G5-3								5	1	2	1	0	0	3								
Darin Erstad, L OBP: 0.322, SLG: 0.399	F7										5	0	0	0	0	0	4								
Oriando Palmeiro, L OBP: 0.357, SLG: 0.343											3	0	1	0	0	0	1								
Alex Chocho, R OBP: 0.362, SLG: 0.393	G4-3										1	0	0	0	1	0	1								
16 Garret Anderson, L OBP: 0.332, SLG: 0.523	L7										4	0	0	0	1	0	3								
Troy Glaus, R OBP: 0.340, SLG: 0.437											5	0	1	0	0	2	2								
9 Chone Figgins, S ERA: 5.1											0	0	0	0	0	0	0								
Shawn Wooten, R OBP: 0.305, SLG: 0.366											0	0	0	0	0	0	0								
Scott Spiezio, S OBP: 0.377, SLG: 0.439											5	1	1	0	0	0	3								
Brad Fulmer, L OBP: 0.338, SLG: 0.504											4	2	2	0	1	1	1								
Bengie Molina, R OBP: 0.279, SLG: 0.317											4	0	0	0	1	1	4								
Adam Kennedy, L OBP: 0.345, SLG: 0.440											4	1	3	2	0	1	0								
Inning Stats	R: 0 E: 0 K: 0 S: 10	H: 1 LOB: 1 BB: 0 P: 16	R: 2 E: 0 K: 1 S: 12	H: 3 LOB: 1 BB: 0 P: 16	R: 0 E: 0 K: 1 S: 13	H: 1 LOB: 2 BB: 1 P: 23	R: 0 E: 0 K: 0 S: 6	H: 1 LOB: 2 BB: 1 P: 15	R: 0 E: 0 K: 0 S: 6	H: 1 LOB: 1 BB: 0 P: 9	R: 0 E: 0 K: 0 S: 8	H: 1 LOB: 1 BB: 0 P: 12	R: 0 E: 0 K: 1 S: 11	H: 1 LOB: 2 BB: 0 P: 16	R: 0 E: 0 K: 2 S: 8	H: 0 LOB: 0 BB: 0 P: 10	1B: 7 2B: 2 3B: 1 HR: 0	SF: 0 SAC: 1 DP: 0 HBP: 1	WP: 1 PB: 0 SB: 3 CS: 0	PA: 46					
PITCHER	IP	WLS	BF	H	R	ER	SO	BB	IBB	HBP	BLK	WP	HR	S	P	ERA	WHIP								
Jorge Sosa, R ERA: 5.44	5.2		26	6	3	3	2	3	0	0	0	1	0	56	95	4.76	1.588								
Wilson Alvarez, L ERA: 5.52	1.1		9	2	2	0	0	1	0	1	0	0	0	15	26	0.00	2.250								
Esteban Yan, R ERA: 4.06	3.0	W	11	2	0	0	3	0	0	0	0	0	0	27	38	0.00	0.667								

Tampa Bay Devil Rays @ Anaheim Angels
Edison International Field, Anaheim, CA
Wed Aug 28 2002, 10:05 PM EDT
Att. 17,740 - Sunny - 70 F

AB	40
R	5
H	10
RBI	3
BB	4
SO	5
LOB	22



Batter	1	2	3	4	5	6	7	8	9	AB	R	H	RBI	BB	SO	LOB	TOP																					
Randy Winn, S OBP: 0.359, SLG: 0.453	3-3 K		0-1 F8			1-2 G3-1			2-3 K	4	0	0	0	0	2	1																						
13 Carl Crawford, L OBP: 0.294, SLG: 0.418	1-3 K			0-3 K			3-2 G4-3		3-2 L8	4	0	0	0	0	2	0																						
Aubrey Huff, L OBP: 0.356, SLG: 0.510	1-1 P5			0-2 F7			3-2 1B		1-1 G6-3	4	0	1	0	0	0	0																						
18 Jared Sandberg, R OBP: 0.298, SLG: 0.457		4-2 CS BB		1-3 K			0-3 K			2	0	0	0	1	2	1																						
Steve Cox, L OBP: 0.337, SLG: 0.417		3-3 K			0-1 G3-1			3-2 P5		3	0	0	0	0	1	2																						
Ben Griewe, L OBP: 0.343, SLG: 0.419		1-1 1B			0-0 G6-3				2-2 HR	3	1	2	1	0	0	0																						
John Flaherty, R OBP: 0.305, SLG: 0.376		1-2 G5-3			0-1 P4				2-3 K	3	0	0	0	0	1	1																						
Chris Gomez, R OBP: 0.308, SLG: 0.421			2-1 CS 1B			2-2 L8			2-2 G5-4-3 1B	3	0	2	0	0	0	0																						
Brent Abernathy, R OBP: 0.281, SLG: 0.304			3-2 L7			0-3 K			0-1 G5-4-3	3	0	0	0	0	1	2																						
Inning Stats	R: 0 H: 0 E: 0 K: 2 S: 9	H: 0 LOB: 0 BB: 0 P: 14	R: 0 H: 1 E: 0 K: 1 S: 10	H: 1 LOB: 1 BB: 1 P: 19	R: 0 H: 1 E: 0 K: 0 S: 7	H: 1 LOB: 0 BB: 0 P: 12	R: 0 H: 0 E: 0 K: 2 S: 11	H: 0 LOB: 0 BB: 0 P: 10	R: 0 H: 0 E: 0 K: 0 S: 5	H: 0 LOB: 0 BB: 0 P: 5	R: 0 H: 0 E: 0 K: 1 S: 10	H: 0 LOB: 0 BB: 0 P: 13	R: 0 H: 1 E: 0 K: 1 S: 22	H: 1 LOB: 1 BB: 0 P: 31	R: 1 H: 2 E: 0 K: 1 S: 11	H: 2 LOB: 0 BB: 0 P: 17	R: 0 H: 0 E: 0 K: 1 S: 15	H: 0 LOB: 0 BB: 0 P: 21	1B: 4 2B: 1 3B: 0 HR: 1	SF: 0 SAC: 0 DP: 2 HBP: 0	WP: 0 PB: 0 CS: 2	PA: 30																
PITCHER	IP	WLS	BF	H	R	ER	SO	BB	IBB	HBP	BLK	WP	HR	S	P	ERA	WHIP	PITCHER				IP	WLS	BF	H	R	ER	SO	BB	IBB	HBP	BLK	WP	HR	S	P	ERA	WHIP
Kevin Appier, R ERA: 3.71	(1, 1)	7.1	W	26	5	1	1	8	1	0	0	0	0	1	83	121	1.23	0.818																				
62 Scot Shields, R ERA: 2.78	(8, 1)	1.2		4	0	0	0	1	0	0	0	0	0	0	17	23	0.00	0.000																				

Tampa Bay Devil Rays @ Anaheim Angels
Edison International Field, Anaheim, CA
Thu Aug 29 2002, 10:05 PM EDT
Att: 18,820 - Cloudy - 69 F

livebaseballscorecards.com

AB 29
R 1
H 5
RBI 1
BB 1
SO 9
LOB 7



Batter	1	2	3	4	5	6	7	8	9	AB	R	H	RBI	BB	SO	LOB	BOTTOM																					
David Eckstein, R OBP: 0.365, SLG: 0.395	1-0 FC5-4 1B	2-2 G6-3		1-2 F7		2-2 FC4-6 HBP		2-2 SF7		3	0	1	1	0	0	1																						
Darin Erstad, L OBP: 0.320, SLG: 0.397	0-1 FC5-4 BLK 16 2B	1-1 G4-3		0-2 1B		0-1 FC4-6		0-1 FC4-6		5	1	1	0	0	0	5																						
Orlando Palmeiro, L OBP: 0.354, SLG: 0.336	4-1 16 2B 2B		3-1 F7	0-1 F7			2-2 G4-3	1-0 F7		4	1	0	0	1	0	4																						
16 Garret Anderson, L OBP: 0.335, SLG: 0.528	0-2 2B		1-1 2B		0-0 G1-6-3 1B		2-2 F9			4	2	3	1	0	0	0																						
Troy Glaus, R OBP: 0.351, SLG: 0.444	0-0 G3-1 1B		0-2 2B		2-0 G1-6-3 1B		3-2 1B			4	1	3	3	0	0	1																						
Scott Spiezio, S OBP: 0.373, SLG: 0.434	3-2 G3-1		3-3 K		2-1 L7		0-0 L9			4	0	0	0	0	1	3																						
Brad Fullmer, L OBP: 0.340, SLG: 0.503	1-0 S 1B		2-1 G6-3			0-0 L3		4-0 SH BB SF7 BB		3	1	1	1	0	1																							
Adam Kennedy, L OBP: 0.349, SLG: 0.442	2-3 K			1-1 1B 1B		1-1 WP G5-3 1B		4-0 FC4-6 SH BB		3	0	2	0	1	1																							
José Molina, R OBP: 0.333, SLG: 0.333		0-0 F9		0-3 K		0-0 G5-3		0-0 SH FC4-6		3	0	0	0	0	1	2																						
Inning Stats	R: 4 H: 4 E: 0 K: 1 S: 15	H: 4 LOB: 1 BB: 1 P: 26	R: 0 H: 0 E: 0 K: 0 S: 6	H: 0 LOB: 0 BB: 0 P: 9	R: 1 H: 2 E: 0 K: 1 S: 12	H: 2 LOB: 1 BB: 0 P: 21	R: 0 H: 2 E: 0 K: 1 S: 14	H: 2 LOB: 2 BB: 0 P: 16	R: 0 H: 1 E: 0 K: 0 S: 10	H: 1 LOB: 2 BB: 0 P: 13	R: 0 H: 1 E: 0 K: 0 S: 11	H: 1 LOB: 1 BB: 0 P: 18	R: 1 H: 0 E: 1 K: 0 S: 7	H: 0 LOB: 2 BB: 2 P: 18	R: 1 H: 6 E: 0 K: 0 S: 15	H: 6 LOB: 2 BB: 2 P: 18	1B: 7 2B: 4 3B: 0 HR: 0	SF: 1 SAC: 1 DP: 1 HBP: 1	WP: 1 PB: 0 CS: 0	PA: 39																		
PITCHER	IP	WLS	BF	H	R	ER	SO	BB	IBB	HBP	BLK	WP	HR	S	P	ERA	WHIP	PITCHER				IP	WLS	BF	H	R	ER	SO	BB	IBB	HBP	BLK	WP	HR	S	P	ERA	WHIP
Tanyon Sturtze, R ERA: 5.06	(1, 1)	7.0	L	33	11	5	5	3	1	0	1	1	1	1	72	111	6.43	1.714																				
Lee Gardner, R ERA: 4.7	(8, 1)	1.0		6	0	1	1	0	2	0	0	0	0	7	18	9.00	2.000																					

Tampa Bay Devil Rays @ Anaheim Angels
Edison International Field, Anaheim, CA
Thu Aug 29 2002, 10:05 PM EDT
Att: 18,820 - Cloudy - 69 F

livebaseballscorecards.com

AB 33
R 6
H 11
RBI 6
BB 3
SO 3
LOB 18



Batter	1	2	3	4	5	6	7	8	9	AB	R	H	RBI	BB	SO	LOB	TOP						
6 Melvin Mora, R OBP: 0.352, SLG: 0.430										4	0	1	0	0	1	1	<p>Baltimore Orioles @ Anaheim Angels Edison International Field, Anaheim, CA</p> <p>Sat Aug 31 2002, 10:05 PM EDT Att: 38,563 - Overcast - 74 F</p> <p>livebaseballscores.com</p>						
Luis Lopez, S OBP: 0.210, SLG: 0.256										4	0	0	0	0	1	3							
Chris Richard, L OBP: 0.330, SLG: 0.490										4	0	0	0	0	0	3							
Tony Batista, R OBP: 0.324, SLG: 0.488										4	0	0	0	0	2	0							
31 Jay Gibbons, L OBP: 0.312, SLG: 0.469										4	0	0	0	0	0	0							
Jeff Conine, R OBP: 0.308, SLG: 0.452										3	0	1	0	0	1	0							
Chris Singleton, L OBP: 0.290, SLG: 0.399										3	0	1	0	0	1	0							
Geronimo Gil, R OBP: 0.286, SLG: 0.379										3	0	1	0	0	0	2							
Jerry Hairston, R OBP: 0.333, SLG: 0.373										3	0	1	0	0	0	0							
Inning Stats	R: 0 E: 0 K: 1 S: 6	H: 0 LOB: 0 BB: 0 P: 9	R: 0 E: 0 K: 1 S: 7	H: 0 LOB: 0 BB: 0 P: 10	R: 0 E: 0 K: 0 S: 5	H: 0 LOB: 0 BB: 0 P: 8	R: 0 E: 0 K: 0 S: 5	H: 3 LOB: 3 BB: 0 P: 7	R: 0 E: 0 K: 2 S: 15	H: 2 LOB: 2 BB: 0 P: 16	R: 0 E: 1 K: 0 S: 7	H: 0 LOB: 0 BB: 0 P: 8	R: 0 E: 0 K: 0 S: 5	H: 0 LOB: 0 BB: 0 P: 8	R: 0 E: 0 K: 0 S: 5	H: 0 LOB: 0 BB: 0 P: 8		1B: 5 2B: 0 3B: 0 HR: 0	SF: 0 SAC: 0 DP: 1 HBP: 0	WP: 0 PB: 0 SB: 0 CS: 0	PA: 32		
PITCHER Ramon Ortiz, R ERA: 3.95	IP: 9.0 WLS: W BF: 32 H: 5 R: 0 ER: 0 SO: 6 BB: 0 IBB: 0 HBP: 0 BLK: 0 WP: 0 HR: 0 S: 66 P: 99 ERA: 0.00 WHIP: 0.556											PITCHER	IP: 9.0 WLS: W BF: 32 H: 5 R: 0 ER: 0 SO: 6 BB: 0 IBB: 0 HBP: 0 BLK: 0 WP: 0 HR: 0 S: 66 P: 99 ERA: 0.00 WHIP: 0.556										

Batter	1	2	3	4	5	6	7	8	9	AB	R	H	RBI	BB	SO	LOB	BOTTOM						
David Eckstein, R OBP: 0.368, SLG: 0.400										4	2	2	0	0	0	0	<p>Baltimore Orioles @ Anaheim Angels Edison International Field, Anaheim, CA</p> <p>Sat Aug 31 2002, 10:05 PM EDT Att: 38,563 - Overcast - 74 F</p> <p>livebaseballscores.com</p>						
Benji Gil, R OBP: 0.284, SLG: 0.409										1	0	0	0	0	0	0							
Darin Erstad, L OBP: 0.322, SLG: 0.404										4	1	3	0	0	0	0							
Shawn Wooten, R OBP: 0.315, SLG: 0.377										1	0	1	0	0	0	0							
Orlando Palmeiro, L OBP: 0.364, SLG: 0.347										4	0	4	3	1	0	0							
16 Garret Anderson, L OBP: 0.331, SLG: 0.521										3	0	0	1	0	1	4							
Alex Ochoa, R OBP: 0.391, SLG: 0.391										1	0	0	0	0	0	2							
Troy Glaus, R OBP: 0.350, SLG: 0.439										5	0	1	0	0	0	5							
Scott Spiezio, S OBP: 0.373, SLG: 0.430										5	1	1	0	0	1	5							
Brad Fullmer, L OBP: 0.344, SLG: 0.508										4	1	1	0	0	0	0							
Bengie Molina, R OBP: 0.283, SLG: 0.328										3	2	1	3	1	0	0							
Adam Kennedy, L OBP: 0.350, SLG: 0.449										3	2	2	2	0	0	0							
9 Chone Figgins, S										1	0	0	0	0	0	0							
Inning Stats	R: 0 E: 0 K: 0 S: 10	H: 0 LOB: 1 BB: 1 P: 17	R: 6 E: 0 K: 0 S: 25	H: 7 LOB: 1 BB: 0 P: 36	R: 0 E: 0 K: 1 S: 9	H: 0 LOB: 0 BB: 0 P: 11	R: 1 E: 1 K: 0 S: 11	H: 3 LOB: 2 BB: 0 P: 16	R: 2 E: 0 K: 0 S: 8	H: 1 LOB: 0 BB: 1 P: 18	R: 0 E: 0 K: 1 S: 15	H: 2 LOB: 2 BB: 0 P: 22	R: 0 E: 0 K: 0 S: 9	H: 0 LOB: 0 BB: 0 P: 12	R: 0 E: 0 K: 0 S: 13	H: 3 LOB: 3 BB: 0 P: 19	1B: 13 2B: 1 3B: 0 HR: 2	SF: 1 SAC: 0 DP: 0 HBP: 0	WP: 0 PB: 0 SB: 0 CS: 0	PA: 42			
PITCHER Scott Erickson, R ERA: 5.55	IP: 1.1 WLS: L BF: 12 H: 7 R: 6 ER: 6 SO: 2 BB: 1 IBB: 0 HBP: 0 BLK: 0 WP: 0 HR: 1 S: 29 P: 46 ERA: 6.23 WHIP: 1.615											PITCHER	IP: 1.1 WLS: L BF: 12 H: 7 R: 6 ER: 6 SO: 2 BB: 1 IBB: 0 HBP: 0 BLK: 0 WP: 0 HR: 1 S: 29 P: 46 ERA: 6.23 WHIP: 1.615										
Chris Brock, R ERA: 4.35	IP: 4.1 WLS: W BF: 20 H: 6 R: 3 ER: 3 SO: 3 BB: 0 IBB: 0 HBP: 0 BLK: 0 WP: 0 HR: 0 S: 47 P: 69 ERA: 0.00 WHIP: 0.000											PITCHER	IP: 4.1 WLS: W BF: 20 H: 6 R: 3 ER: 3 SO: 3 BB: 0 IBB: 0 HBP: 0 BLK: 0 WP: 0 HR: 0 S: 47 P: 69 ERA: 0.00 WHIP: 0.000										
Yorkis Perez, L ERA: 3.57	IP: 1.1 WLS: W BF: 4 H: 0 R: 0 ER: 0 SO: 0 BB: 0 IBB: 0 HBP: 0 BLK: 0 WP: 0 HR: 0 S: 11 P: 17 ERA: 0.00 WHIP: 0.000											PITCHER	IP: 1.1 WLS: W BF: 4 H: 0 R: 0 ER: 0 SO: 0 BB: 0 IBB: 0 HBP: 0 BLK: 0 WP: 0 HR: 0 S: 11 P: 17 ERA: 0.00 WHIP: 0.000										
Buddy Groom, L ERA: 1.53	IP: 1.0 WLS: W BF: 6 H: 3 R: 0 ER: 0 SO: 0 BB: 0 IBB: 0 HBP: 0 BLK: 0 WP: 0 HR: 0 S: 13 P: 19 ERA: 0.00 WHIP: 3.000											PITCHER	IP: 1.0 WLS: W BF: 6 H: 3 R: 0 ER: 0 SO: 0 BB: 0 IBB: 0 HBP: 0 BLK: 0 WP: 0 HR: 0 S: 13 P: 19 ERA: 0.00 WHIP: 3.000										

Batter	1	2	3	4	5	6	7	8	9	AB	R	H	RBI	BB	SO	LOB	TOP								
6 Melvin Mora, R OBP: 0.352, SLG: 0.428 (1, 8)	1-2 CS 1B		1-1 B1-3			1-2 2B BB HBP	1-3 K		3-3 K	4	1	1	0	0	2	2									
Jerry Hairston, R OBP: 0.335, SLG: 0.386 (1, 4)	3-2 HR			1-0 F9		3-2 BB 2B	3-1 G6-3			4	1	2	1	0	0	2									
Chris Richard, L OBP: 0.336, SLG: 0.486 (1, 10)	2-3 K			1-3 K		4-2 BB BB		2-2 G5-4-3 1B		3	0	1	0	1	2	0									
Tony Batista, R OBP: 0.325, SLG: 0.487 (1, 5)	3-2 1B			2-3 K		4-1 BB		0-1 G5-4-3 1B		3	0	1	1	1	1	1									
Jeff Conine, R OBP: 0.307, SLG: 0.452 (1, 3)		0-0 G6-3			1-3 K	0-0 P4		0-1 31 1B 2B		4	1	1	0	0	1	3									
31 Jay Gibbons, L OBP: 0.314, SLG: 0.470 Chris Singleton, L OBP: 0.290, SLG: 0.399 (8, 8)	0-2 21 G1-6-3 1B			2-2 P3		1-3 K		0-2 21 S 1B		4	0	2	1	0	1	3									
21 Marty Cordova, R OBP: 0.331, SLG: 0.460 (1, 7)	0-1 G1-6-3 1-2			1-2 1B		1-2 1B	0-1 SH1-4 1B	1-2 F8		4	0	2	0	0	0	2									
Brook Fordyce, R OBP: 0.287, SLG: 0.299 Luis Lopez, S OBP: 0.207, SLG: 0.253 (9, PH)			1-2 G2-3		3-1 F9		1-2 SH1-4 1B		3-3 K	3	0	1	0	0	0	1									
Mike Bordick, R OBP: 0.309, SLG: 0.369 (1, 6)			0-0 G6-3			2-2 F8	1-1 SH1-4		1-1 F7	3	0	0	0	0	0	0									
Inning Stats	R: 1 E: 0 K: 1 S: 15	H: 3 LOB: 1 BB: 0 P: 23	R: 0 E: 0 K: 0 S: 7	H: 1 LOB: 0 BB: 0 P: 7	R: 0 E: 0 K: 0 S: 6	H: 0 LOB: 0 BB: 0 P: 8	R: 0 E: 0 K: 2 S: 8	H: 0 LOB: 0 BB: 0 P: 12	R: 0 E: 0 K: 1 S: 11	H: 1 LOB: 3 BB: 2 P: 18	R: 1 E: 0 K: 1 S: 19	H: 1 LOB: 3 BB: 2 P: 34	R: 0 E: 0 K: 1 S: 12	H: 2 LOB: 2 BB: 0 P: 18	R: 1 E: 0 K: 0 S: 13	H: 3 LOB: 2 BB: 0 P: 16	R: 0 E: 0 K: 2 S: 9	H: 0 LOB: 0 BB: 0 P: 16	1B: 8 2B: 2 3B: 0 HR: 1	SF: 0 SAC: 1 DP: 2 HBP: 1	WP: 0 PB: 0 SB: 1 CS: 1	PA: 37			
PITCHER	IP WLS BF H R ER SO BB IBB HBP BLK WP HR S P ERA WHIP	IP WLS BF H R ER SO BB IBB HBP BLK WP HR S P ERA WHIP	IP WLS BF H R ER SO BB IBB HBP BLK WP HR S P ERA WHIP	IP WLS BF H R ER SO BB IBB HBP BLK WP HR S P ERA WHIP	IP WLS BF H R ER SO BB IBB HBP BLK WP HR S P ERA WHIP	IP WLS BF H R ER SO BB IBB HBP BLK WP HR S P ERA WHIP	IP WLS BF H R ER SO BB IBB HBP BLK WP HR S P ERA WHIP	IP WLS BF H R ER SO BB IBB HBP BLK WP HR S P ERA WHIP	IP WLS BF H R ER SO BB IBB HBP BLK WP HR S P ERA WHIP	IP WLS BF H R ER SO BB IBB HBP BLK WP HR S P ERA WHIP	IP WLS BF H R ER SO BB IBB HBP BLK WP HR S P ERA WHIP	IP WLS BF H R ER SO BB IBB HBP BLK WP HR S P ERA WHIP	IP WLS BF H R ER SO BB IBB HBP BLK WP HR S P ERA WHIP	IP WLS BF H R ER SO BB IBB HBP BLK WP HR S P ERA WHIP	IP WLS BF H R ER SO BB IBB HBP BLK WP HR S P ERA WHIP	IP WLS BF H R ER SO BB IBB HBP BLK WP HR S P ERA WHIP	IP WLS BF H R ER SO BB IBB HBP BLK WP HR S P ERA WHIP	IP WLS BF H R ER SO BB IBB HBP BLK WP HR S P ERA WHIP	IP WLS BF H R ER SO BB IBB HBP BLK WP HR S P ERA WHIP	IP WLS BF H R ER SO BB IBB HBP BLK WP HR S P ERA WHIP	IP WLS BF H R ER SO BB IBB HBP BLK WP HR S P ERA WHIP	IP WLS BF H R ER SO BB IBB HBP BLK WP HR S P ERA WHIP	IP WLS BF H R ER SO BB IBB HBP BLK WP HR S P ERA WHIP	IP WLS BF H R ER SO BB IBB HBP BLK WP HR S P ERA WHIP	IP WLS BF H R ER SO BB IBB HBP BLK WP HR S P ERA WHIP

Baltimore Orioles @ Anaheim Angels
Edison International Field, Anaheim, CA
Sun Sep 01 2002, 8:05 PM EDT
Att: 24,592 - Cloudy - 97 F

AB 33
R 3
H 11
RBI 3
BB 2
SO 8
LOB 14



Batter	1	2	3	4	5	6	7	8	9	AB	R	H	RBI	BB	SO	LOB	BOTTOM									
David Eckstein, R OBP: 0.366, SLG: 0.398 (1, 6)	0-1 F8				0-1 G4-3		1-2 FC6 1B	0-0 F7		5	0	1	0	0	1	1										
Darin Erstad, L OBP: 0.322, SLG: 0.403 (1, 8)	1-1 G4-3		0-0 G4-3		0-2 2B 1B		0-1 FC6			4	1	1	0	0	0	1										
Orlando Palmeiro, L OBP: 0.363, SLG: 0.351 Alex Ochoa, R OBP: 0.360, SLG: 0.390 (9, 9)	1-3 K		3-2 F9		1-2 1H 2B			0-1 G5-3		3	0	1	1	0	1	0										
16 Garret Anderson, L OBP: 0.332, SLG: 0.520 (1, 7)		1-0 BB HR 1B	0-0 F9		2-3 K			4-0 HBP 1B BB		3	2	1	0	1	1	1										
Troy Glaus, R OBP: 0.353, SLG: 0.440 Shawn Wooten, R OBP: 0.315, SLG: 0.377 (9, 3)		4-1 HR BB		1-2 S 1B		1-2 F9		1-0 1B HBP		2	2	1	0	1	0	0										
Scott Spiezio, S OBP: 0.374, SLG: 0.439 (9, 5)		1-2 HR		2-1 F8		0-0 F7		3-1 G5-3 1B HR 1B		4	2	2	4	0	0	1										
Brad Fullmer, L OBP: 0.346, SLG: 0.507 (1, 10)		1-3 K		4-0 CS BB		2-1 G3-1		0-0 G5-3 HR 1B		3	1	1	1	1	1	0										
Bengie Molina, R OBP: 0.283, SLG: 0.325 (1, 2)		4-0 G3 BB		3-2 P4			0-0 G6-3	1-1 G5-3		3	0	0	0	1	0	4										
Adam Kennedy, L OBP: 0.349, SLG: 0.455 (1, 4)		1-2 G3			0-0 F9		1-0 F8	0-1 HR		4	1	1	3	0	0	1										
Inning Stats	R: 0 E: 0 K: 1 S: 7	H: 0 LOB: 0 BB: 0 P: 9	R: 3 E: 0 K: 2 S: 16	H: 2 LOB: 1 BB: 2 P: 28	R: 0 E: 0 K: 0 S: 6	H: 0 LOB: 0 BB: 0 P: 9	R: 0 E: 0 K: 0 S: 9	H: 1 LOB: 1 BB: 1 P: 19	R: 1 E: 0 K: 1 S: 13	H: 2 LOB: 1 BB: 0 P: 16	R: 0 E: 0 K: 0 S: 6	H: 0 LOB: 0 BB: 0 P: 9	R: 0 E: 0 K: 0 S: 8	H: 1 LOB: 1 BB: 0 P: 10	R: 5 E: 0 K: 0 S: 10	H: 3 LOB: 0 BB: 1 P: 19	R: 0 E: 0 K: 2 S: 9	H: 0 LOB: 0 BB: 0 P: 16	1B: 6 2B: 1 3B: 0 HR: 2	SF: 0 SAC: 0 DP: 0 HBP: 1	WP: 0 PB: 0 SB: 3 CS: 1	PA: 37				
PITCHER	IP WLS BF H R ER SO BB IBB HBP BLK WP HR S P ERA WHIP	IP WLS BF H R ER SO BB IBB HBP BLK WP HR S P ERA WHIP	IP WLS BF H R ER SO BB IBB HBP BLK WP HR S P ERA WHIP	IP WLS BF H R ER SO BB IBB HBP BLK WP HR S P ERA WHIP	IP WLS BF H R ER SO BB IBB HBP BLK WP HR S P ERA WHIP	IP WLS BF H R ER SO BB IBB HBP BLK WP HR S P ERA WHIP	IP WLS BF H R ER SO BB IBB HBP BLK WP HR S P ERA WHIP	IP WLS BF H R ER SO BB IBB HBP BLK WP HR S P ERA WHIP	IP WLS BF H R ER SO BB IBB HBP BLK WP HR S P ERA WHIP	IP WLS BF H R ER SO BB IBB HBP BLK WP HR S P ERA WHIP	IP WLS BF H R ER SO BB IBB HBP BLK WP HR S P ERA WHIP	IP WLS BF H R ER SO BB IBB HBP BLK WP HR S P ERA WHIP	IP WLS BF H R ER SO BB IBB HBP BLK WP HR S P ERA WHIP	IP WLS BF H R ER SO BB IBB HBP BLK WP HR S P ERA WHIP	IP WLS BF H R ER SO BB IBB HBP BLK WP HR S P ERA WHIP	IP WLS BF H R ER SO BB IBB HBP BLK WP HR S P ERA WHIP	IP WLS BF H R ER SO BB IBB HBP BLK WP HR S P ERA WHIP	IP WLS BF H R ER SO BB IBB HBP BLK WP HR S P ERA WHIP	IP WLS BF H R ER SO BB IBB HBP BLK WP HR S P ERA WHIP	IP WLS BF H R ER SO BB IBB HBP BLK WP HR S P ERA WHIP	IP WLS BF H R ER SO BB IBB HBP BLK WP HR S P ERA WHIP	IP WLS BF H R ER SO BB IBB HBP BLK WP HR S P ERA WHIP	IP WLS BF H R ER SO BB IBB HBP BLK WP HR S P ERA WHIP	IP WLS BF H R ER SO BB IBB HBP BLK WP HR S P ERA WHIP	IP WLS BF H R ER SO BB IBB HBP BLK WP HR S P ERA WHIP	IP WLS BF H R ER SO BB IBB HBP BLK WP HR S P ERA WHIP

Baltimore Orioles @ Anaheim Angels
Edison International Field, Anaheim, CA
Sun Sep 01 2002, 8:05 PM EDT
Att: 24,592 - Cloudy - 97 F

AB 32
R 9
H 9
RBI 9
BB 4
SO 4
LOB 9



Batter	1	2	3	4	5	6	7	8	9	AB	R	H	RBI	BB	SO	LOB	TOP								
David Eckstein, R (1, 6) OBP: 0.366, SLG: 0.397	G1-3		1B	F7		P3		1B	F5	6	2	2	0	0	0	5	Anaheim Angels @ Tampa Bay Devil Rays Tropicana Field, St. Petersburg, FL Tue Sep 03 2002, 7:15 PM EDT Att: 10,146 - Dome - 72 F								
Darin Erstad, L (1, 8) OBP: 0.321, SLG: 0.401	K		1B			G5-3		E6		5	1	1	0	0	2	5									
Benji Gil, R (9, 3) OBP: 0.284, SLG: 0.409			E			K		BB	1B	0	0	0	0	0	0	0									
Orlando Palmeiro, L (1, 9) OBP: 0.363, SLG: 0.358	G6-3		E7			F6		BB		4	1	2	4	0	0	0									
Shawn Wooten, R (8, PH) OBP: 0.324, SLG: 0.386			16			16		BB		1	0	1	1	0	0	0									
Alex Ochoa, R (8, 9) OBP: 0.389, SLG: 0.390			1H			1H		BB	1B	0	0	0	0	0	0	0									
16 Garret Anderson, L (1, 7) OBP: 0.331, SLG: 0.519		G4-3				G3-1		P6		5	0	1	1	0	0	4									
Julio Ramirez, R (9, 8) OBP: 0.370, SLG: 0.500										0	0	0	0	0	0	0									
Troy Glaus, R (1, 5) OBP: 0.355, SLG: 0.438		F7						1B	BB	2	1	0	1	3	0	0									
Scott Spiezio, S (1, 3) OBP: 0.374, SLG: 0.435								1B	BB	3	1	0	0	2	1	5									
Brad Fullmer, L (1, 10) OBP: 0.346, SLG: 0.505	P6							1B	BB	5	1	2	0	0	2	1									
Bengie Molina, R (1, 2) OBP: 0.285, SLG: 0.324			P4			G4-3		F9		4	1	1	1	1	0	1									
Adam Kennedy, L (1, 4) OBP: 0.351, SLG: 0.455										4	2	2	1	0	0	1									
9 Chone Figgins, S (9, PH) (9, 4)			F7			G6-3				1	0	0	0	0	1	1									
Inning Stats	R: 0 E: 0 K: 1 S: 7	H: 0 LOB: 0 BB: 0 P: 10	R: 0 E: 0 K: 0 S: 8	H: 0 LOB: 1 BB: 1 P: 17	R: 3 E: 1 K: 0 S: 16	H: 4 LOB: 2 BB: 1 P: 29	R: 0 E: 0 K: 0 S: 6	H: 1 LOB: 0 BB: 0 P: 9	R: 0 E: 0 K: 0 S: 9	H: 0 LOB: 0 BB: 0 P: 15	R: 5 E: 0 K: 1 S: 20	H: 4 LOB: 1 BB: 2 P: 37	R: 0 E: 0 K: 1 S: 7	H: 0 LOB: 0 BB: 0 P: 12	R: 2 E: 1 K: 1 S: 17	H: 3 LOB: 3 BB: 1 P: 24	R: 0 E: 0 K: 2 S: 8	H: 0 LOB: 1 BB: 1 P: 16	1B: 10 2B: 2 3B: 0 HR: 0	SF: 0 SAC: 0 DP: 0 HBP: 0	WP: 1 PB: 1 CS: 0	PA: 46			
PITCHER	IP	WLS	BF	H	R	ER	SO	BB	IBB	HBP	BLK	WP	HR	S	P	ERA	WHIP								
Jorge Sosa, R (1, 1) ERA: 5.85	5.0	L	26	7	7	7	1	4	0	0	0	0	0	50	94	12.60	2.200								
Travis Phelps, R (6, 1) ERA: 5.14	2.0		8	2	1	1	2	0	0	0	0	1	0	23	35	4.50	1.000								
Steve Kent, L (8, 1) ERA: 5.26	2.0		12	3	2	1	3	2	0	0	0	0	0	25	40	4.50	2.500								



Batter	1	2	3	4	5	6	7	8	9	AB	R	H	RBI	BB	SO	LOB	BOTTOM								
Damian Rolls, R (1, 7) OBP: 0.600, SLG: 1.000	CS		BB			G6-3			K2-3	5	1	3	1	0	1	1	Anaheim Angels @ Tampa Bay Devil Rays Tropicana Field, St. Petersburg, FL Tue Sep 03 2002, 7:15 PM EDT Att: 10,146 - Dome - 72 F								
Ben Griewe, L (1, 9) OBP: 0.353, SLG: 0.419	FC6-4		1B			F9		G4-3		2	0	1	0	3	0	2									
Randy Winn, S (1, 8) OBP: 0.364, SLG: 0.459	FC6-4		1B							3	0	1	0	2	1	1									
Aubrey Huff, L (1, 10) OBP: 0.366, SLG: 0.518	F7							G4-3		4	0	1	1	0	0	3									
18 Jared Sandberg, R (1, 5) OBP: 0.296, SLG: 0.456			K			F8				4	0	0	0	0	2	5									
Steve Cox, L (1, 3) OBP: 0.336, SLG: 0.419										4	0	0	0	0	0	1									
Andy Sheets, R (1, 4) OBP: 0.333, SLG: 0.451										4	1	2	0	0	1	0									
John Flaherty, R (1, 2) OBP: 0.304, SLG: 0.374										4	0	1	0	0	1	2									
Chris Gomez, R (1, 6) OBP: 0.310, SLG: 0.424										4	0	1	0	0	1	1									
Inning Stats	R: 0 E: 0 K: 0 S: 8	H: 1 LOB: 1 BB: 1 P: 13	R: 0 E: 0 K: 2 S: 11	H: 0 LOB: 0 BB: 0 P: 18	R: 1 E: 0 K: 2 S: 15	H: 2 LOB: 3 BB: 2 P: 27	R: 1 E: 0 K: 0 S: 13	H: 3 LOB: 2 BB: 0 P: 20	R: 0 E: 1 K: 2 S: 14	H: 0 LOB: 1 BB: 0 P: 21	R: 0 E: 0 K: 0 S: 8	H: 1 LOB: 1 BB: 0 P: 10	R: 0 E: 0 K: 0 S: 8	H: 1 LOB: 1 BB: 1 P: 16	R: 0 E: 0 K: 0 S: 5	H: 1 LOB: 0 BB: 0 P: 9		R: 0 E: 0 K: 1 S: 9	H: 1 LOB: 2 BB: 1 P: 16	1B: 7 2B: 3 3B: 0 HR: 0	SF: 0 SAC: 0 DP: 2 HBP: 0	WP: 0 PB: 0 SB: 0 CS: 1	PA: 39		
PITCHER	IP	WLS	BF	H	R	ER	SO	BB	IBB	HBP	BLK	WP	HR	S	P	ERA	WHIP								
Jarrod Washburn, L (1, 1) ERA: 3.38	5.0	W	24	6	2	2	6	3	0	0	0	0	0	16	26	0.00	1.500								
Al Levine, R (6, 1) ERA: 3.7	2.0		8	2	0	0	0	1	0	0	0	0	0	14	25	0.00	1.500								
62 Scot Shields, R (8, 1) ERA: 2.62	2.0		7	2	0	0	1	1	0	0	0	0	0	14	25	0.00	1.500								




Batter	1	2	3	4	5	6	7	8	9	AB	R	H	RBI	BB	SO	LOB	TOP					
David Eckstein, R OBP: 0.368, SLG: 0.400	2-1 1B		0-0 G5-3		1-0 1B		2-1 FC3-6 1B			4	0	3	1	0	0	1						
Darin Erstad, L OBP: 0.319, SLG: 0.399	1-2 F7		0-0 L6		0-0 SF7		0-0 FC3-6 1-2			3	0	0	1	0	0	2						
Orlando Palmeiro, L OBP: 0.364, SLG: 0.356	1-2 F2			1-1 2B 1B		3-H 1-1 F7		0-0 F9		4	1	1	0	0	0	2						
16 Garret Anderson, L OBP: 0.331, SLG: 0.517		3-2 1B		0-0 F9		1-0 F9		0-1 F8		4	0	1	0	0	0	1						
Troy Glaus, R OBP: 0.353, SLG: 0.434		0-0 L7		1-1 F3		3-3 K		0-0 L5		4	0	0	0	0	1	2						
Scott Spiezio, S OBP: 0.373, SLG: 0.436		0-0 F7		1-1 1-H 2B		1-1 G4-3		0-0 F7		4	0	1	1	0	0	1						
Brad Fullmer, L OBP: 0.343, SLG: 0.500		2-1 F8		0-0 G5-3			1-1 F8		0-0 G3-1	4	0	0	0	0	0	2						
Bengie Molina, R OBP: 0.284, SLG: 0.323			1-1 G4-3		0-1 F8		3-2 WP 1B		2-0 F9	4	1	1	0	0	0	0						
Adam Kennedy, L OBP: 0.354, SLG: 0.460			2-2 2B		1-1 1B SF7 1B		2-2 1-H 1B		1-2 G4-3	4	2	3	1	0	0	0						
Inning Stats	R: 0 E: 0 K: 0 S: 8	H: 1 LOB: 0 BB: 0 P: 12	R: 0 E: 0 K: 0 S: 7	H: 1 LOB: 1 BB: 0 P: 12	R: 0 E: 0 K: 0 S: 13	H: 1 LOB: 1 BB: 0 P: 16	R: 1 E: 0 K: 0 S: 8	H: 2 LOB: 1 BB: 0 P: 11	R: 1 E: 0 K: 1 S: 7	H: 2 LOB: 1 BB: 0 P: 11	R: 0 E: 0 K: 1 S: 7	H: 0 LOB: 0 BB: 0 P: 12	R: 2 E: 0 K: 0 S: 14	H: 3 LOB: 1 BB: 0 P: 22	R: 0 E: 0 K: 0 S: 4	H: 0 LOB: 0 BB: 0 P: 4	R: 0 E: 0 K: 0 S: 6	H: 0 LOB: 0 BB: 0 P: 9	1B: 8 2B: 2 3B: 0 HR: 0	SF: 1 SAC: 0 DP: 0 HBP: 0	WP: 1 PB: 0 SB: 1 CS: 0	PA: 36
PITCHER Tanyon Sturtze, R ERA: 5.01	IP: 9.0 WLS: L BF: 36	H: 10 R: 4 ER: 4 SO: 1	BB: 0 IBB: 0 HBP: 0 BLK: 0	WP: 1 HR: 0 S: 75 P: 109	ERA: 4.00 WHIP: 1.111																	

Anaheim Angels @ Tampa Bay Devil Rays
Tropicana Field, St. Petersburg, FL
Wed Sep 04 2002, 7:15 PM EDT
Att: 10,161 - Dome - 72 F

livebaseballscorecards.com

AB 35
R 4
H 10
RBI 4
BB 0
SO 1
LOB 11



Batter	1	2	3	4	5	6	7	8	9	AB	R	H	RBI	BB	SO	LOB	BOTTOM					
Randy Winn, S OBP: 0.363, SLG: 0.457	2-3 K			2-2 G6-3	2-3 K		2-1 HBP			3	0	0	0	0	2	1						
13 Carl Crawford, L OBP: 0.284, SLG: 0.398	2-2 F8			0-1 F8		2-2 G4-3	0-1 G6-3			4	0	0	0	0	0	1						
Aubrey Huff, L OBP: 0.370, SLG: 0.521	0-0 P3			0-0 1B 1B		1-1 1B WP 1B		1-1 G6-3 1B		4	2	3	0	0	0	0						
Steve Cox, L OBP: 0.337, SLG: 0.419		1-0 G3-1		1-1 18 1B		2-2 1B		0-2 G6-3		4	0	2	0	0	0	1						
18 Jared Sandberg, R OBP: 0.301, SLG: 0.457		4-2 G3-6-3 BB		0-0 1B		1-3 1B		4-0 1-2 BB		2	0	1	1	2	0	2						
Ben Griewe, L OBP: 0.352, SLG: 0.418		1-0 G3-6-3 1-2		1-3 K		0-0 FC6-4 1B		0-1 G1-3		4	0	1	1	0	1	4						
John Flaherty, R OBP: 0.300, SLG: 0.368			0-0 G5-3		0-0 F8	1-2 FC6-4		2-3 K		4	0	0	0	0	1	2						
Andy Sheets, R OBP: 0.321, SLG: 0.432			1-0 F8		1-2 L7		1-3 K		3-3 K	4	0	0	0	0	2	0						
Chris Gomez, R OBP: 0.309, SLG: 0.421			3-2 F7		4-2 BB		2-3 K		1-2 F8	3	0	0	0	1	1	0						
Inning Stats	R: 0 E: 0 K: 1 S: 7	H: 0 LOB: 0 BB: 0 P: 11	R: 0 E: 0 K: 0 S: 4	H: 0 LOB: 0 BB: 1 P: 10	R: 0 E: 0 K: 0 S: 5	H: 0 LOB: 0 BB: 0 P: 9	R: 1 E: 0 K: 1 S: 12	H: 3 LOB: 2 BB: 0 P: 16	R: 0 E: 0 K: 1 S: 10	H: 0 LOB: 1 BB: 1 P: 17	R: 1 E: 0 K: 0 S: 17	H: 3 LOB: 2 BB: 0 P: 26	R: 0 E: 0 K: 2 S: 10	H: 0 LOB: 1 BB: 0 P: 15	R: 0 E: 0 K: 0 S: 8	H: 1 LOB: 1 BB: 1 P: 13	R: 0 E: 0 K: 2 S: 10	H: 0 LOB: 0 BB: 0 P: 16	1B: 7 2B: 0 3B: 0 HR: 0	SF: 0 SAC: 0 DP: 2 HBP: 1	WP: 1 PB: 0 SB: 0 CS: 0	PA: 36
PITCHER Kevin Appier, R ERA: 3.68 Scott Schoeneweis, L ERA: 5.0 Troy Percival, R ERA: 1.91	IP: 7.0 WLS: W BF: 29	H: 6 R: 2 ER: 2 SO: 5	BB: 2 IBB: 0 HBP: 0 BLK: 0	WP: 0 HR: 0 S: 8 P: 13	ERA: 0.00 WHIP: 2.000																	

Anaheim Angels @ Tampa Bay Devil Rays
Tropicana Field, St. Petersburg, FL
Wed Sep 04 2002, 7:15 PM EDT
Att: 10,161 - Dome - 72 F

livebaseballscorecards.com

AB 32
R 2
H 7
RBI 2
BB 3
SO 7
LOB 11



Batter	1	2	3	4	5	6	7	8	9	AB	R	H	RBI	BB	SO	LOB	TOP				
David Eckstein, R OBP: 0.376, SLG: 0.406	0-1 F9	4-0 BB		2-2 1B		0-1 1B		4-1 SH5-4 1B BB	1-1 G1-3	4	1	2	0	2	0	0					
Darin Erstad, L OBP: 0.319, SLG: 0.396	4-0 16 2B BB	0-1 F7		1-0 P6		0-1 F9		0-1 SH5-4 1B 1B		4	1	1	0	1	0	3					
Scott Spiezio, S OBP: 0.374, SLG: 0.434	0-0 F2		4-1 BB 1B BB	1-1 F7		1-0 F9		1-0 SH5-4		3	1	0	0	1	0	3					
16 Garret Anderson, L OBP: 0.337, SLG: 0.540	1-0 1-3 2B		2-3 K		2-1 HR		0-2 G3	4-0 1B 1B IBB		4	1	2	1	1	1	2					
Troy Glas, R OBP: 0.348, SLG: 0.427	0-1 G1-3		4-2 1B BB	1-3 K		1-2 F7		3-2 F8		4	0	0	0	1	1	5					
Brad Fullmer, L OBP: 0.348, SLG: 0.501		0-1 G3	1-1 1-2 2-H 1B	2-0 F9		2-2 BB HBP		1-2 1B 1B		4	0	2	3	0	0	0					
Tim Salmon, R OBP: 0.387, SLG: 0.513		4-2 HR BB	0-3 K	4-2 1B BB		4-2 1-2 BB		0-0 1-3 2-3 1B		2	1	1	0	3	1	2					
Alex Ochoa, R OBP: 0.360, SLG: 0.390		2-2 F9	1-2 G4-3	1-1 1-2 1B		0-1 F7		3-3 K		5	0	1	0	0	1	5					
Bengie Molina, R OBP: 0.280, SLG: 0.318		0-0 1-H HR	2-2 G3-1	0-1 G4-3		0-1 F8		1-0 F9		5	1	1	2	0	0	4					
Adam Kennedy, L OBP: 0.350, SLG: 0.461																					
Inning Stats	R: 0 E: 0 K: 0 S: 6	H: 1 LOB: 2 BB: 1 P: 11	R: 2 E: 0 K: 0 S: 12	H: 1 LOB: 1 BB: 2 P: 22	R: 1 E: 0 K: 2 S: 17	H: 1 LOB: 2 BB: 2 P: 29	R: 0 E: 0 K: 0 S: 11	H: 1 LOB: 1 BB: 0 P: 17	R: 1 E: 0 K: 1 S: 14	H: 2 LOB: 2 BB: 1 P: 24	R: 0 E: 0 K: 0 S: 8	H: 0 LOB: 2 BB: 1 P: 18	R: 2 E: 0 K: 0 S: 13	H: 3 LOB: 3 BB: 2 P: 26	R: 0 E: 0 K: 1 S: 6	H: 0 LOB: 0 BB: 0 P: 11	1B: 7 2B: 1 3B: 0 HR: 2	SF: 0 SAC: 1 DP: 0 HBP: 1	WP: 0 PB: 0 SB: 0 CS: 0	PA: 46	
PITCHER	IP WLS BF H R ER SO BB IBB HBP BLK WP HR S P ERA WHIP	IP WLS BF H R ER SO BB IBB HBP BLK WP HR S P ERA WHIP	IP WLS BF H R ER SO BB IBB HBP BLK WP HR S P ERA WHIP	IP WLS BF H R ER SO BB IBB HBP BLK WP HR S P ERA WHIP	IP WLS BF H R ER SO BB IBB HBP BLK WP HR S P ERA WHIP	IP WLS BF H R ER SO BB IBB HBP BLK WP HR S P ERA WHIP	IP WLS BF H R ER SO BB IBB HBP BLK WP HR S P ERA WHIP	IP WLS BF H R ER SO BB IBB HBP BLK WP HR S P ERA WHIP	IP WLS BF H R ER SO BB IBB HBP BLK WP HR S P ERA WHIP	IP WLS BF H R ER SO BB IBB HBP BLK WP HR S P ERA WHIP	IP WLS BF H R ER SO BB IBB HBP BLK WP HR S P ERA WHIP	IP WLS BF H R ER SO BB IBB HBP BLK WP HR S P ERA WHIP	IP WLS BF H R ER SO BB IBB HBP BLK WP HR S P ERA WHIP	IP WLS BF H R ER SO BB IBB HBP BLK WP HR S P ERA WHIP	IP WLS BF H R ER SO BB IBB HBP BLK WP HR S P ERA WHIP	IP WLS BF H R ER SO BB IBB HBP BLK WP HR S P ERA WHIP	IP WLS BF H R ER SO BB IBB HBP BLK WP HR S P ERA WHIP	IP WLS BF H R ER SO BB IBB HBP BLK WP HR S P ERA WHIP	IP WLS BF H R ER SO BB IBB HBP BLK WP HR S P ERA WHIP	IP WLS BF H R ER SO BB IBB HBP BLK WP HR S P ERA WHIP	IP WLS BF H R ER SO BB IBB HBP BLK WP HR S P ERA WHIP
Sean Douglass, R ERA: 5.4	(1, 1)	5.0	L	27	6	4	4	3	3	6	0	0	0	0	0	0	2	60	103	7.20	2.400
Steve Bechtler, R ERA: 4.5	(6, 1)	2.0		10	1	1	1	0	2	0	1	0	0	0	0	0	0	20	32	4.50	1.500
B.J. Ryan, L ERA: 4.96	(8, 1)	0.1		3	1	0	0	0	0	1	0	0	0	0	0	0	0	3	8	0.00	3.000
Willis Roberts, R ERA: 2.94	(8, 1)	1.2		6	2	1	1	1	0	0	0	0	0	0	0	0	0	15	24	5.40	1.200

Anaheim Angels @ Baltimore Orioles
Oriole Park at Camden Yards, Baltimore, MD

AB 35
R 6
H 10
RBI 6
BB 9
SO 4
LOB 24



WP: 0 PA: 46
PB: 0
SB: 0
CS: 0

Fri Sep 06 2002, 7:05 PM EDT
Att: 24,045 - Sunny - 82 F

Batter	1	2	3	4	5	6	7	8	9	AB	R	H	RBI	BB	SO	LOB	BOTTOM					
Jerry Hairston, R OBP: 0.334, SLG: 0.388	0-1 1B 31 WP 1B		0-0 B3		3-3 K S		1-1 F3			4	1	1	0	0	1	1						
Chris Singleton, L OBP: 0.293, SLG: 0.401	3-1 31 WP 1-3 2B 1B		3-2 G4-3		1-1 F9		2-0 1B			4	1	2	0	0	0	1						
Jeff Conine, R OBP: 0.314, SLG: 0.457	0-1 P4		2-3 K		4-2 31 PB BB		2-3 K			3	0	0	0	1	2	3						
Tony Batista, R OBP: 0.322, SLG: 0.484	2-2 P4		1-0 F9		0-2 F3		0-3 K			4	0	0	0	0	1	4						
31 Jay Gibbons, L OBP: 0.311, SLG: 0.467	3-1 1-H 3-H 2B		1-2 P4		1-1 F9		2-0 F9			3	0	1	1	0	0	1						
6 Melvin Mora, R OBP: 0.349, SLG: 0.425			0-3 K2-3		1-1 G6-3					1	0	0	0	0	0	1						
Larry Bigbie, L OBP: 0.273, SLG: 0.300	3-1 G4-3						1-1 G6-3		0-3 K	4	0	0	0	0	2	2						
Chris Richard, L OBP: 0.320, SLG: 0.451		1-3 K		2-0 F8		4-2 SH1-3 HBP		3-3 K		3	0	0	0	0	2	0						
Geronimo Gil, R OBP: 0.279, SLG: 0.367		1-1 F3		0-2 G6-3		0-0 SH1-3		0-0 1B		2	0	0	0	0	0	0						
Luis Lopez, S OBP: 0.212, SLG: 0.256							1-2 K			1	0	1	0	0	0	0						
Mike Bordick, R OBP: 0.312, SLG: 0.375		2-1 G6-3		2-2 HR		3-3 K		3-3 K		4	1	1	1	0	2	2						
Inning Stats	R: 2 E: 0 K: 0 S: 14	H: 3 LOB: 1 BB: 0 P: 24	R: 0 E: 0 K: 1 S: 8	H: 0 LOB: 0 BB: 0 P: 12	R: 0 E: 0 K: 1 S: 9	H: 0 LOB: 0 BB: 0 P: 14	R: 0 E: 0 K: 1 S: 9	H: 0 LOB: 0 BB: 0 P: 11	R: 1 E: 0 K: 1 S: 16	H: 1 LOB: 1 BB: 0 P: 24	R: 0 E: 0 K: 0 S: 11	H: 0 LOB: 1 BB: 1 P: 17	R: 0 E: 0 K: 1 S: 8	H: 0 LOB: 1 BB: 0 P: 16	R: 0 E: 0 K: 2 S: 8	H: 1 LOB: 1 BB: 0 P: 14	R: 0 E: 0 K: 3 S: 11	H: 1 LOB: 1 BB: 0 P: 17	1B: 4 2B: 1 3B: 0 HR: 1	SF: 0 SAC: 1 DP: 0 HBP: 1	WP: 2 PB: 1 SB: 1 CS: 0	PA: 36
PITCHER	IP WLS BF H R ER SO BB IBB HBP BLK WP HR S P ERA WHIP	IP WLS BF H R ER SO BB IBB HBP BLK WP HR S P ERA WHIP	IP WLS BF H R ER SO BB IBB HBP BLK WP HR S P ERA WHIP	IP WLS BF H R ER SO BB IBB HBP BLK WP HR S P ERA WHIP	IP WLS BF H R ER SO BB IBB HBP BLK WP HR S P ERA WHIP	IP WLS BF H R ER SO BB IBB HBP BLK WP HR S P ERA WHIP	IP WLS BF H R ER SO BB IBB HBP BLK WP HR S P ERA WHIP	IP WLS BF H R ER SO BB IBB HBP BLK WP HR S P ERA WHIP	IP WLS BF H R ER SO BB IBB HBP BLK WP HR S P ERA WHIP	IP WLS BF H R ER SO BB IBB HBP BLK WP HR S P ERA WHIP	IP WLS BF H R ER SO BB IBB HBP BLK WP HR S P ERA WHIP	IP WLS BF H R ER SO BB IBB HBP BLK WP HR S P ERA WHIP	IP WLS BF H R ER SO BB IBB HBP BLK WP HR S P ERA WHIP	IP WLS BF H R ER SO BB IBB HBP BLK WP HR S P ERA WHIP	IP WLS BF H R ER SO BB IBB HBP BLK WP HR S P ERA WHIP	IP WLS BF H R ER SO BB IBB HBP BLK WP HR S P ERA WHIP	IP WLS BF H R ER SO BB IBB HBP BLK WP HR S P ERA WHIP	IP WLS BF H R ER SO BB IBB HBP BLK WP HR S P ERA WHIP	IP WLS BF H R ER SO BB IBB HBP BLK WP HR S P ERA WHIP	IP WLS BF H R ER SO BB IBB HBP BLK WP HR S P ERA WHIP	IP WLS BF H R ER SO BB IBB HBP BLK WP HR S P ERA WHIP	
41 John Lackey, R ERA: 3.32	(1, 1)	6.0	W	24	4	3	3	4	4	1	0	0	0	0	0	0	2	1	67	102	4.50	0.833
Brendan Donnelly, R ERA: 2.39	(7, 1)	1.2	H	7	1	0	0	3	3	0	0	1	0	0	0	0	0	15	27	0.00	0.600	
Scott Schoeneweis, L ERA: 4.98	(8, 1)	0.1	H	1	0	0	0	0	0	0	0	0	0	0	0	0	0	1	3	0.00	0.000	
Troy Percival, R ERA: 1.88	(9, 1)	1.0	S	4	1	0	0	3	3	0	0	0	0	0	0	0	0	11	17	0.00	1.000	

Anaheim Angels @ Baltimore Orioles
Oriole Park at Camden Yards, Baltimore, MD

AB 33
R 3
H 6
RBI 2
BB 1
SO 10
LOB 15



WP: 2 PA: 36
PB: 1
SB: 1
CS: 0

Fri Sep 06 2002, 7:05 PM EDT
Att: 24,045 - Sunny - 82 F

Batter	1	2	3	4	5	6	7	8	9	AB	R	H	RBI	BB	SO	LOB	TOP								
David Eckstein, R (1, 6) OBP: 0.378, SLG: 0.413	F7		1B WP			1B		CS	CS G1-3	5	1	3	0	0	0	1									
Darin Erstad, L (1, 8) OBP: 0.317, SLG: 0.394	G1-3		1B WP			1B			G1-3	5	0	2	0	0	0	2									
Tim Salmon, R (1, 10) OBP: 0.386, SLG: 0.507	F2		1B			G6-3			G5-3	4	0	0	0	1	1	3									
16 Garret Anderson, L (1, 7) OBP: 0.334, SLG: 0.538		FC6-2 3B	L9			E3 1B HR			G4-3	4	1	1	0	0	0	2									
Scott Spiezio, S (1, 3) OBP: 0.370, SLG: 0.429		P6				F8			F9	4	1	1	0	0	0	1									
Troy Glas, R (1, 5) OBP: 0.350, SLG: 0.438		FC6-2				G5-3			HR	4	2	2	4	0	0	1									
Adam Kennedy, L (1, 4) OBP: 0.346, SLG: 0.457		F7				F8			G1-3	4	0	0	0	0	0	1									
Bengie Molina, R (1, 2) OBP: 0.283, SLG: 0.328						G4-6-3 1B			F7	4	1	2	1	0	1	0									
Orlando Palmeiro, L (1, 9) OBP: 0.364, SLG: 0.358						G4-6-3			G4-3 2B	3	0	1	0	1	0	1									
Inning Stats	R: 0 E: 0 K: 0 S: 8	H: 0 LOB: 0 BB: 0 P: 14	R: 0 E: 0 K: 0 S: 8	H: 1 LOB: 1 BB: 0 P: 14	R: 1 E: 0 K: 0 S: 12	H: 3 LOB: 2 BB: 1 P: 21	R: 0 E: 0 K: 0 S: 4	H: 0 LOB: 0 BB: 0 P: 10	R: 0 E: 0 K: 1 S: 13	H: 2 LOB: 2 BB: 0 P: 21	R: 4 E: 1 K: 0 S: 17	H: 4 LOB: 1 BB: 0 P: 28	R: 0 E: 0 K: 0 S: 7	H: 0 LOB: 0 BB: 0 P: 12	R: 1 E: 0 K: 0 S: 9	H: 1 LOB: 0 BB: 1 P: 16	R: 0 E: 0 K: 1 S: 8	H: 1 LOB: 0 BB: 0 P: 12	1B: 7 2B: 1 3B: 1 HR: 3	SF: 0 SAC: 0 DP: 1 HBP: 0	WP: 2 PB: 0 SB: 0 CS: 2	PA: 40			
PITCHER	IP	WLS	BF	H	R	ER	SO	BB	IBB	HBP	BLK	WP	HR	S	P	ERA	WHIP								
Pat Hentgen, R (1, 1) ERA: 6.75	5.1	L	26	9	5	4	1	1	0	0	0	1	2	56	98	6.75	1.875								
Rick Bauer, R (6, 1) ERA: 4.38	2.2		10	2	1	1	0	1	0	0	0	0	1	22	38	3.38	1.125								
B.J. Ryan, L (9, 1) ERA: 4.86	1.0		3	1	0	0	1	0	0	0	0	0	0	8	12	0.00	1.000								

Anaheim Angels @ Baltimore Orioles
 Oriole Park at Camden Yards, Baltimore, MD
 Sun Sep 08 2002, 1:35 PM EDT
 Att: 27,665 - Sunny - 84 F

AB	37
R	6
H	12
RBI	5
BB	2
SO	2
LOB	12



Batter	1	2	3	4	5	6	7	8	9	AB	R	H	RBI	BB	SO	LOB	BOTTOM								
Jerry Hairston, R (1, 4) OBP: 0.338, SLG: 0.393	G6-4-3 BB		F9 SF7 2B			F2			L4	3	1	1	0	2	0	0									
6 Melvin Mora, R (1, 8) OBP: 0.348, SLG: 0.420	G6-4-3		F9			F9			F9	3	0	0	1	1	0	2									
Jeff Conine, R (1, 3) OBP: 0.312, SLG: 0.451			SF7			P6			F8	2	0	0	1	1	0	3									
Tony Batista, R (1, 10) OBP: 0.323, SLG: 0.482	F8		G5-3			F8			G4-3	4	0	1	0	0	0	2									
21 Marty Cordova, R (1, 7) OBP: 0.330, SLG: 0.450	F8					F8			G6-3	4	0	0	0	0	0	3									
Jose Leon, R (1, 5) OBP: 0.282, SLG: 0.368			K			L9			BB 6 BB	4	1	2	0	0	1	0									
Mike Bordick, R (1, 6) OBP: 0.310, SLG: 0.375			G6-3 2B			F8			F8	4	0	1	0	0	0	2									
Brook Fordyce, R (1, 2) OBP: 0.288, SLG: 0.294			G6-3			F9			G4-3	2	0	0	0	1	0	1									
Luis Lopez, S (9, PH) OBP: 0.207, SLG: 0.250									G4-3	1	0	0	0	0	0	0									
Luis Matos, R (1, 9) Larry Bigbie, L (7, PH) (8, 9)			F8			K			G4-3	2	0	0	0	0	1	1									
Inning Stats	R: 0 E: 0 K: 0 S: 17	H: 0 LOB: 2 BB: 2 P: 30	R: 0 E: 0 K: 1 S: 14	H: 1 LOB: 0 BB: 0 P: 19	R: 1 E: 0 K: 0 S: 9	H: 1 LOB: 0 BB: 0 P: 14	R: 0 E: 0 K: 0 S: 12	H: 0 LOB: 0 BB: 0 P: 17	R: 0 E: 0 K: 1 S: 6	H: 0 LOB: 0 BB: 0 P: 9	R: 0 E: 0 K: 0 S: 9	H: 1 LOB: 1 BB: 0 P: 14	R: 1 E: 0 K: 0 S: 16	H: 1 LOB: 3 BB: 3 P: 32	R: 0 E: 0 K: 0 S: 13	H: 1 LOB: 1 BB: 0 P: 15	R: 0 E: 0 K: 0 S: 5	H: 0 LOB: 0 BB: 0 P: 8	1B: 2 2B: 3 3B: 0 HR: 0	SF: 1 SAC: 0 DP: 0 HBP: 0	WP: 0 PB: 0 SB: 0 CS: 0	PA: 37			
PITCHER	IP	WLS	BF	H	R	ER	SO	BB	IBB	HBP	BLK	WP	HR	S	P	ERA	WHIP								
Jarrod Washburn, L (1, 1) ERA: 3.32	6.0	W	23	3	1	1	2	2	0	0	0	0	0	67	103	1.50	0.833								
Al Levine, R (7, 1) ERA: 3.51	0.2		5	1	1	1	0	2	0	0	0	0	0	11	23	13.50	4.500								
Ben Weber, R (7, 1) ERA: 2.69	2.1	S	9	1	0	0	0	1	0	0	0	0	0	23	32	0.00	0.857								

Anaheim Angels @ Baltimore Orioles
 Oriole Park at Camden Yards, Baltimore, MD
 Sun Sep 08 2002, 1:35 PM EDT
 Att: 27,665 - Sunny - 84 F

AB	31
R	2
H	5
RBI	2
BB	5
SO	2
LOB	16



Batter	1	2	3	4	5	6	7	8	9	AB	R	H	RBI	BB	SO	LOB	TOP			
Ray Durham, S (1, 10) OBP: 0.379, SLG: 0.449	K		G3-1		G3-1		1B			4	0	1	0	0	1	0	Oakland Athletics @ Anaheim Angels Edison International Field, Anaheim, CA Mon Sep 09 2002, 10:05 PM EDT Att: 28,145 - Sunny - 77 F			
Scott Hatteberg, L (1, 3) OBP: 0.360, SLG: 0.420	F9		G4-3			BB	G4-3			3	0	0	0	1	0	1				
Miguel Tejada, R (1, 6) OBP: 0.359, SLG: 0.519	BB			F8		BB		G4-3		2	0	0	0	2	0	0				
3 Eric Chavez, L (1, 5) OBP: 0.353, SLG: 0.531	G1-3			P4		BB	1B	F8		4	0	1	0	0	0	1				
Jermaine Dye, R (1, 9) OBP: 0.333, SLG: 0.443		G6-3		HR		K		K		4	1	1	1	0	2	3				
David Justice, L (1, 7) OBP: 0.382, SLG: 0.442	F7			K		K			K	4	0	0	0	0	3	3				
Eric Byrnes, R (9, 7) OBP: 0.304, SLG: 0.422										0	0	0	0	0	0	0				
Mark Ellis, R (1, 4) OBP: 0.338, SLG: 0.390	1B					F8			F9	4	0	1	0	0	1	3				
Terrence Long, L (1, 8) OBP: 0.304, SLG: 0.399	L5				HR		G1-6-3		G4-3	4	1	1	1	0	0	1				
Ramon Hernandez, R (1, 2) OBP: 0.315, SLG: 0.334			F8		G1-3		L9			3	0	0	0	0	0	0				
Inning Stats	R: 0 E: 0 K: 1 S: 11	H: 0 LOB: 1 BB: 1 P: 20	R: 0 E: 0 K: 0 S: 8	H: 1 LOB: 1 BB: 0 P: 12	R: 0 E: 0 K: 0 S: 8	H: 0 LOB: 0 BB: 0 P: 10	R: 1 E: 0 K: 1 S: 8	H: 1 LOB: 0 BB: 0 P: 15	R: 1 E: 0 K: 2 S: 10	H: 1 LOB: 1 BB: 2 P: 16	R: 0 E: 0 K: 2 S: 11	H: 1 LOB: 1 BB: 0 P: 19	R: 0 E: 0 K: 1 S: 6	H: 0 LOB: 0 BB: 0 P: 10	R: 0 E: 0 K: 1 S: 9	H: 0 LOB: 0 BB: 0 P: 13	1B: 3 2B: 0 3B: 0 HR: 2	SF: 0 SAC: 0 DP: 0 HBP: 0	WP: 0 PB: 0 SB: 0 CS: 0	PA: 35
PITCHER	IP WLS BF H R ER SO BB IBB HBP BLK WP HR S P ERA WHIP	IP WLS BF H R ER SO BB IBB HBP BLK WP HR S P ERA WHIP	IP WLS BF H R ER SO BB IBB HBP BLK WP HR S P ERA WHIP	IP WLS BF H R ER SO BB IBB HBP BLK WP HR S P ERA WHIP	IP WLS BF H R ER SO BB IBB HBP BLK WP HR S P ERA WHIP	IP WLS BF H R ER SO BB IBB HBP BLK WP HR S P ERA WHIP	IP WLS BF H R ER SO BB IBB HBP BLK WP HR S P ERA WHIP	IP WLS BF H R ER SO BB IBB HBP BLK WP HR S P ERA WHIP	IP WLS BF H R ER SO BB IBB HBP BLK WP HR S P ERA WHIP	IP WLS BF H R ER SO BB IBB HBP BLK WP HR S P ERA WHIP	IP WLS BF H R ER SO BB IBB HBP BLK WP HR S P ERA WHIP	IP WLS BF H R ER SO BB IBB HBP BLK WP HR S P ERA WHIP	IP WLS BF H R ER SO BB IBB HBP BLK WP HR S P ERA WHIP	IP WLS BF H R ER SO BB IBB HBP BLK WP HR S P ERA WHIP	IP WLS BF H R ER SO BB IBB HBP BLK WP HR S P ERA WHIP	IP WLS BF H R ER SO BB IBB HBP BLK WP HR S P ERA WHIP	IP WLS BF H R ER SO BB IBB HBP BLK WP HR S P ERA WHIP			
Kevin Appier, R ERA: 3.63	6.2	L	28	5	2	2	5	3	0	0	0	0	0	0	0	0	2.70	1.200		
Brendan Donnelly, R ERA: 2.35	0.2		2	0	0	0	0	0	0	0	0	0	0	0	0	0	0.00	0.000		
Scott Schoeneweis, L ERA: 4.89	1.2		5	0	0	0	2	0	0	0	0	0	0	0	0	0	0.00	0.000		

AB	32
R	2
H	5
RBI	2
BB	3
SO	7
LOB	12



Batter	1	2	3	4	5	6	7	8	9	AB	R	H	RBI	BB	SO	LOB	BOTTOM			
David Eckstein, R (1, 6) OBP: 0.376, SLG: 0.411	K			G5-3		SH3-4		CS	G5-3	3	0	0	0	0	1	0	Oakland Athletics @ Anaheim Angels Edison International Field, Anaheim, CA Mon Sep 09 2002, 10:05 PM EDT Att: 28,145 - Sunny - 77 F			
Darin Erstad, L (1, 8) OBP: 0.317, SLG: 0.392	G6-3			G6-3		G4-3			L8	4	0	1	0	0	0	1				
Scott Spiezio, S (1, 3) OBP: 0.367, SLG: 0.425	G4-3			G6-3		G3-1			P5	4	0	0	0	0	0	2				
16 Garret Anderson, L (1, 7) OBP: 0.336, SLG: 0.544		G4-3			HR		G6-4-3			3	1	2	1	0	0	0				
Brad Fullmer, L (1, 10) OBP: 0.345, SLG: 0.504		G3			G3		G6-4-3			3	0	0	0	0	0	1				
Troy Glaus, R (1, 5) OBP: 0.350, SLG: 0.438		P3			S		K			3	0	1	0	0	1	0				
Tim Salmon, R (1, 9) OBP: 0.384, SLG: 0.504			P4		K			K		3	0	0	0	0	2	1				
Bengie Molina, R (1, 2) OBP: 0.283, SLG: 0.328			G6-3		G6-3			CS		3	0	1	0	0	0	1				
9 Chone Figgins, S (8, PR) (9, 4)								1B		0	0	0	0	0	0	0				
Adam Kennedy, L (1, 4) OBP: 0.347, SLG: 0.457			G5-3			G4-3	SH3-4			2	0	1	0	0	0	0				
Shawn Wooten, R (8, PH) ERA: 3.95										1	0	0	0	0	1	1				
José Molina, R (9, 2) OBP: 0.313, SLG: 0.310										0	0	0	0	0	0	0				
Inning Stats	R: 0 E: 0 K: 1 S: 9	H: 0 LOB: 0 BB: 0 P: 12	R: 0 E: 0 K: 0 S: 9	H: 0 LOB: 0 BB: 0 P: 13	R: 0 E: 0 K: 0 S: 5	H: 1 LOB: 0 BB: 0 P: 8	R: 1 E: 0 K: 1 S: 9	H: 2 LOB: 1 BB: 0 P: 15	R: 0 E: 0 K: 2 S: 6	H: 1 LOB: 1 BB: 0 P: 13	R: 0 E: 0 K: 2 S: 10	H: 1 LOB: 1 BB: 0 P: 12	R: 0 E: 0 K: 0 S: 6	H: 0 LOB: 0 BB: 0 P: 10	R: 0 E: 0 K: 0 S: 6	H: 0 LOB: 0 BB: 0 P: 10	1B: 5 2B: 0 3B: 0 HR: 1	SF: 0 SAC: 1 DP: 2 HBP: 0	WP: 0 PB: 0 SB: 1 CS: 1	PA: 31
PITCHER	IP WLS BF H R ER SO BB IBB HBP BLK WP HR S P ERA WHIP	IP WLS BF H R ER SO BB IBB HBP BLK WP HR S P ERA WHIP	IP WLS BF H R ER SO BB IBB HBP BLK WP HR S P ERA WHIP	IP WLS BF H R ER SO BB IBB HBP BLK WP HR S P ERA WHIP	IP WLS BF H R ER SO BB IBB HBP BLK WP HR S P ERA WHIP	IP WLS BF H R ER SO BB IBB HBP BLK WP HR S P ERA WHIP	IP WLS BF H R ER SO BB IBB HBP BLK WP HR S P ERA WHIP	IP WLS BF H R ER SO BB IBB HBP BLK WP HR S P ERA WHIP	IP WLS BF H R ER SO BB IBB HBP BLK WP HR S P ERA WHIP	IP WLS BF H R ER SO BB IBB HBP BLK WP HR S P ERA WHIP	IP WLS BF H R ER SO BB IBB HBP BLK WP HR S P ERA WHIP	IP WLS BF H R ER SO BB IBB HBP BLK WP HR S P ERA WHIP	IP WLS BF H R ER SO BB IBB HBP BLK WP HR S P ERA WHIP	IP WLS BF H R ER SO BB IBB HBP BLK WP HR S P ERA WHIP	IP WLS BF H R ER SO BB IBB HBP BLK WP HR S P ERA WHIP	IP WLS BF H R ER SO BB IBB HBP BLK WP HR S P ERA WHIP				
Tim Hudson, R ERA: 3.14	7.1	W	26	6	1	1	4	0	0	0	0	0	0	0	0	0	1.23	0.818		
Ricardo Rincon, L ERA: 3.95	0.2	H	1	0	0	0	1	0	0	0	0	0	0	0	0	0	0.00	0.000		
Billy Koch, R ERA: 2.85	1.0	S	3	0	0	0	0	0	0	0	0	0	0	0	0	0	0.00	0.000		




Batter	1	2	3	4	5	6	7	8	9	AB	R	H	RBI	BB	SO	LOB	TOP										
Ray Durham, S OBP: 0.378, SLG: 0.447 (1, 10)	G3		G6-3			HR	F8			4	1	1	0	0	0	1	Oakland Athletics @ Anaheim Angels Edison International Field, Anaheim, CA Tue Sep 10 2002, 10:05 PM EDT Att: 35,323 - Sunny - 72 F										
Terrence Long, L OBP: 0.305, SLG: 0.404 (1, 8)	F7		G4-3			HR		G6-3 BB		3	1	1	2	1	0	0											
Miguel Tejada, R OBP: 0.357, SLG: 0.515 (1, 6)	G5-3			K		P6		G6-3		4	0	0	0	0	1	1											
Eric Chavez, L OBP: 0.354, SLG: 0.529 (1, 5)		F2		F8		BB		BB		2	0	0	0	2	0	0											
Jermaine Dye, R OBP: 0.332, SLG: 0.440 (1, 9)	F9		F7			BB		L9		3	0	0	0	1	0	2											
David Justice, L OBP: 0.381, SLG: 0.438 (1, 7)		BB		F7		K		F8		3	0	0	0	1	1	4											
Mark Ellis, R OBP: 0.338, SLG: 0.387 Scott Hatteberg, L OBP: 0.360, SLG: 0.420 (9, PH)		BB		F7			K		K	2	0	0	0	1	1	0											
John Mabry, L OBP: 0.337, SLG: 0.543 (1, 3)	G3			F2		F8		F2		4	0	0	0	0	0	2											
Ramon Hernandez, R OBP: 0.315, SLG: 0.334 Jose Flores, R (7, PR)			G6-3			L7		F8		3	0	1	0	0	0	0											
Greg Myers, L OBP: 0.342, SLG: 0.408 (7, 2)								1B		1	0	0	0	0	0	0											
Inning Stats	R: 0 E: 0 K: 0 S: 6	H: 0 LOB: 0 BB: 0 P: 10	R: 0 E: 0 K: 0 S: 11	H: 0 LOB: 2 BB: 2 P: 21	R: 0 E: 0 K: 0 S: 4	H: 0 LOB: 0 BB: 0 P: 8	R: 0 E: 0 K: 1 S: 11	H: 0 LOB: 0 BB: 0 P: 19	R: 0 E: 0 K: 0 S: 9	H: 0 LOB: 0 BB: 0 P: 16	R: 2 E: 0 K: 1 S: 16	H: 2 LOB: 2 BB: 2 P: 26	R: 0 E: 0 K: 1 S: 10	H: 1 LOB: 1 BB: 0 P: 14	R: 0 E: 0 K: 0 S: 8	H: 0 LOB: 2 BB: 2 P: 22	R: 0 E: 0 K: 1 S: 11	H: 0 LOB: 0 BB: 0 P: 18	1B: 2 2B: 0 3B: 0 HR: 1	SF: 0 SAC: 0 DP: 0 HBP: 0	WP: 0 PB: 0 SB: 0 CS: 0	PA: 36					
PITCHER	IP	WLS	BF	H	R	ER	SO	BB	IBB	HBP	BLK	WP	HR	S	P	ERA	WHIP										
Ramon Ortiz, R ERA: 3.85 (1, 1)	6.0	W	24	2	2	2	2	4	0	0	0	0	1	57	100	3.00	1.000										
Brendan Donnelly, R ERA: 2.29 (7, 1)	1.0	H	4	1	0	0	1	0	0	0	0	0	0	10	14	0.00	1.000										
Scott Schoeneweis, L ERA: 4.89 (8, 1)	0.0		1	0	0	0	0	1	0	0	0	0	0	1	5	∞	∞										
Ben Weber, R ERA: 2.66 (8, 1)	0.2	H	3	0	0	0	0	1	0	0	0	0	0	4	11	0.00	1.500										
Troy Percival, R ERA: 1.78 (8, 1)	1.1	S	4	0	0	0	1	0	0	0	0	0	0	14	24	0.00	0.000										

AB	30
R	2
H	3
RBI	2
BB	6
SO	4
LOB	10



Batter	1	2	3	4	5	6	7	8	9	AB	R	H	RBI	BB	SO	LOB	BOTTOM										
David Eckstein, R OBP: 0.376, SLG: 0.411 (1, 6)	BLK HR	L3		BB 1B		G4-3		G4-3		5	1	2	0	0	0	2	Oakland Athletics @ Anaheim Angels Edison International Field, Anaheim, CA Tue Sep 10 2002, 10:05 PM EDT Att: 35,323 - Sunny - 72 F										
Darin Erstad, L OBP: 0.316, SLG: 0.390 (1, 8)	K	F7		BB		F7		K		4	0	0	0	1	2	3											
Scott Spiezio, S OBP: 0.369, SLG: 0.435 (1, 5) (9, 3)	HR		F	P4		F7		16 2B		4	3	2	3	1	0	2											
16 Garret Anderson, L OBP: 0.335, SLG: 0.542 (1, 7)	P3	F8		G4-3		P6		2B		5	0	1	1	0	0	3											
Shawn Wooten, R OBP: 0.333, SLG: 0.385 Brad Fullmer, L OBP: 0.347, SLG: 0.504 (8, PH) Troy Glaus, R OBP: 0.350, SLG: 0.438 (9, 5)	BB	E4		F9		S	BB	1B		3	0	2	1	1	0	0											
Tim Salmon, R OBP: 0.386, SLG: 0.502 (1, 10)	1B	L8		HBP		L8		P6		3	0	1	0	1	0	2											
Alex Ochoa, R OBP: 0.359, SLG: 0.388 Orlando Palmeiro, L OBP: 0.368, SLG: 0.357 (3, PH) (4, 9)	K		K		BB			BB		1	0	0	0	1	2	2											
Bengie Molina, R OBP: 0.280, SLG: 0.325 (1, 2)		G3		F8		K		G6-3		4	0	0	0	0	1	6											
Adam Kennedy, L OBP: 0.348, SLG: 0.460 (1, 4)		F8				F7		G4-3 2B 1B		4	1	2	0	0	0	0											
Inning Stats	R: 2 E: 0 K: 2 S: 17	H: 3 LOB: 2 BB: 1 P: 29	R: 0 E: 0 K: 0 S: 10	H: 1 LOB: 1 BB: 0 P: 14	R: 1 E: 1 K: 1 S: 12	H: 1 LOB: 2 BB: 1 P: 20	R: 0 E: 0 K: 0 S: 12	H: 1 LOB: 2 BB: 1 P: 21	R: 0 E: 0 K: 0 S: 5	H: 0 LOB: 0 BB: 0 P: 10	R: 0 E: 0 K: 0 S: 9	H: 1 LOB: 3 BB: 2 P: 19	R: 2 E: 0 K: 1 S: 17	H: 3 LOB: 2 BB: 1 P: 29	R: 0 E: 0 K: 1 S: 11	H: 0 LOB: 0 BB: 0 P: 18		1B: 5 2B: 4 3B: 0 HR: 1	SF: 0 SAC: 0 DP: 0 HBP: 1	WP: 0 PB: 0 SB: 2 CS: 0	PA: 42						
PITCHER	IP	WLS	BF	H	R	ER	SO	BB	IBB	HBP	BLK	WP	HR	S	P	ERA	WHIP										
Ted Lilly, L ERA: 3.6 (1, 1)	2.1	L	14	5	3	3	2	2	0	1	0	0	0	31	49	0.00	1.125										
Mike Flynne, R ERA: 4.7 (3, 1)	2.2		12	1	0	0	2	2	0	1	0	0	0	31	49	0.00	1.125										
Jim Mecir, R ERA: 4.14 (6, 1)	1.2		8	1	0	0	0	2	0	0	0	0	0	13	28	0.00	1.800										
Chad Bradford, R ERA: 2.93 (7, 1)	0.2		3	1	1	1	0	0	0	0	0	0	0	8	10	13.50	1.500										
Ricardo Rincon, L ERA: 4.11 (8, 1)	0.1		3	2	1	1	1	0	0	0	0	0	0	9	15	27.00	6.000										



Batter	1	2	3	4	5	6	7	8	9	AB	R	H	RBI	BB	SO	LOB	TOP					
Ray Durham, S OBP: 0.377, SLG: 0.445	F9		P6		G3		F8			3	1	0	0	1	0	1	Oakland Athletics @ Anaheim Angels Edison International Field, Anaheim, CA Wed Sep 11 2002, 10:05 PM EDT Att: 34,302 - Sunny - 71 F					
Scott Hatteberg, L OBP: 0.361, SLG: 0.420	FC6-4 1B		2B		G3		G4-6-3			4	1	2	0	0	0	2						
Miguel Tejada, R OBP: 0.358, SLG: 0.517	FC6-4 1B		3B		3B		G5-3			4	1	2	2	0	0	1						
3 Eric Chavez, L OBP: 0.355, SLG: 0.528	1B		HR		F7		G3-1			4	1	2	1	0	0	1						
Jermaine Dye, R OBP: 0.331, SLG: 0.445	K		HR		G6-3		F7			4	1	1	2	0	1	3						
David Justice, L OBP: 0.377, SLG: 0.433		P4	F8			L6		F9		4	0	0	0	0	0	0						
Mark Ellis, R John Mabry, L OBP: 0.335, SLG: 0.383 OBP: 0.335, SLG: 0.540	L9				F9		G5-3		P4	3	0	0	0	0	0	0		AB 33 R 5 H 7 RBI 5 BB 1 SO 3 LOB 8				
Terrence Long, L OBP: 0.303, SLG: 0.401	G4-3				G3		F7		K	4	0	0	0	0	1	0						
Ramon Hernandez, R OBP: 0.316, SLG: 0.332			F9							2	0	0	0	0	1	0						
Greg Myers, L OBP: 0.342, SLG: 0.408					K					0	0	0	0	0	0	0						
Inning Stats	R: 0 E: 0 K: 1 S: 18	H: 2 LOB: 2 BB: 0 P: 22	R: 0 E: 0 K: 0 S: 8	H: 0 LOB: 0 BB: 0 P: 10	R: 4 E: 0 K: 0 S: 22	H: 4 LOB: 0 BB: 0 P: 30	R: 0 E: 0 K: 1 S: 7	H: 0 LOB: 0 BB: 0 P: 10	R: 1 E: 0 K: 0 S: 10	H: 1 LOB: 1 BB: 1 P: 20	R: 0 E: 0 K: 0 S: 6	H: 0 LOB: 0 BB: 0 P: 9	R: 0 E: 0 K: 0 S: 9	H: 0 LOB: 0 BB: 0 P: 15	R: 0 E: 0 K: 0 S: 8	H: 0 LOB: 0 BB: 0 P: 13	R: 0 E: 0 K: 1 S: 6	H: 0 LOB: 0 BB: 0 P: 8	1B: 5 2B: 1 3B: 0 HR: 1	SF: 0 SAC: 0 DP: 1 HBP: 1	WP: 0 PB: 0 SB: 1 CS: 0	PA: 35
PITCHER	IP WLS BF H R ER SO BB IBB HBP BLK WP HR S P ERA WHIP																					
41 John Lackey, R ERA: 3.65	4.1	21	7	5	5	2	1	0	0	0	0	0	0	0	1	61	85	10.38	1.846			
62 Scott Shields, R ERA: 2.37	2.2	8	0	0	0	0	0	0	1	0	0	0	0	0	19	31	0.00	0.000				
Ben Weber, R ERA: 2.62	1.0	3	0	0	0	0	0	0	0	0	0	0	0	8	13	0.00	0.000					
Troy Percival, R ERA: 1.75	1.0	3	0	0	0	1	0	0	0	0	0	0	0	6	8	0.00	0.000					

Batter	1	2	3	4	5	6	7	8	9	AB	R	H	RBI	BB	SO	LOB	BOTTOM			
David Eckstein, R OBP: 0.377, SLG: 0.412	G3 SH1-3 1B	G1-6-3		SH2-3 2H		FC5-2-5		1B		4	0	2	1	0	0	4	Oakland Athletics @ Anaheim Angels Edison International Field, Anaheim, CA Wed Sep 11 2002, 10:05 PM EDT Att: 34,302 - Sunny - 71 F			
Darin Erstad, L OBP: 0.315, SLG: 0.389	SH1-3		F7	K		K		1B		4	0	1	0	0	2	2				
Orlando Palmeiro, L Alex Ochoa, R OBP: 0.394, SLG: 0.352 OBP: 0.356, SLG: 0.385	G3		F7		P6		G6-3	K		3	0	0	0	0	0	1				
16 Garret Anderson, L OBP: 0.337, SLG: 0.544	BB		G5-3		E9		G6-3	G3-1		4	1	2	0	1	0	2				
Brad Fullmer, L OBP: 0.349, SLG: 0.506	BB				F5		G5-3			2	1	1	0	1	0	1				
Tim Salmon, R OBP: 0.385, SLG: 0.501	BB			1B	2B		G5-3			1	0	0	0	0	0	1				
Scott Spiezio, S OBP: 0.371, SLG: 0.434	G1-3		2B	SF8	1B		L3	2B	BB	3	2	1	1	1	0	4				
Shawn Wooten, R OBP: 0.352, SLG: 0.439		1B		SF8	2B		G4-3	2B		4	1	3	2	0	0	0		AB 34 R 6 H 14 RBI 6 BB 3 SO 4 LOB 20		
Bengie Molina, R OBP: 0.282, SLG: 0.327		G1-6-3 1B		SF8			2B	F8		3	0	2	1	0	0	1				
Adam Kennedy, L OBP: 0.349, SLG: 0.465	K			WP	SH2-3 2B		G4-3			4	1	2	1	0	1	2				
Inning Stats	R: 0 E: 0 K: 0 S: 12	H: 1 LOB: 3 BB: 2 P: 22	R: 0 E: 0 K: 1 S: 11	H: 2 LOB: 1 BB: 0 P: 13	R: 0 E: 0 K: 0 S: 8	H: 0 LOB: 0 BB: 0 P: 12	R: 4 E: 0 K: 1 S: 21	H: 4 LOB: 0 BB: 0 P: 28	R: 0 E: 1 K: 0 S: 8	H: 1 LOB: 1 BB: 0 P: 13	R: 0 E: 0 K: 1 S: 11	H: 2 LOB: 2 BB: 0 P: 13	R: 2 E: 0 K: 0 S: 9	H: 2 LOB: 1 BB: 1 P: 20	R: 0 E: 0 K: 1 S: 12	H: 2 LOB: 2 BB: 0 P: 20	1B: 7 2B: 7 3B: 0 HR: 0	SF: 1 SAC: 2 DP: 1 HBP: 0	WP: 1 PB: 0 SB: 0 CS: 0	PA: 40
PITCHER	IP WLS BF H R ER SO BB IBB HBP BLK WP HR S P ERA WHIP																			
Cory Lidle, R ERA: 3.96	5.0	24	8	4	4	2	2	0	0	0	0	0	0	0	8	10	0.00	3.000		
Chad Bradford, R ERA: 2.5	0.2	4	2	0	0	0	0	0	0	0	0	0	0	7	13	13.50	1.500			
Mike Venafro, L ERA: 4.84	0.2	3	1	1	1	1	0	0	0	0	0	0	0	10	20	9.00	3.000			
Jeff Tam, R ERA: 5.05	1.0	6	2	1	1	0	1	0	0	0	0	0	0	7	10	0.00	1.500			
Micah Dowie, L ERA: 0.0	0.2	3	1	0	0	1	0	0	0	0	0	0	0	7	10	0.00	1.500			

Oakland Athletics @ Anaheim Angels
 Edison International Field, Anaheim, CA
 Wed Sep 11 2002, 10:05 PM EDT
 Att: 34,302 - Sunny - 71 F

AB 33
R 5
H 7
RBI 5
BB 1
SO 3
LOB 8



Oakland Athletics @ Anaheim Angels
 Edison International Field, Anaheim, CA
 Wed Sep 11 2002, 10:05 PM EDT
 Att: 34,302 - Sunny - 71 F


AB 34
R 6
H 14
RBI 6
BB 3
SO 4
LOB 20



Batter	1	2	3	4	5	6	7	8	9	AB	R	H	RBI	BB	SO	LOB	TOP				
Ray Durham, S OBP: 0.376, SLG: 0.442 (1, 10)	K	G3		F9 1B		F8		K		5	0	1	1	0	2	2					
Scott Hatteberg, L OBP: 0.382, SLG: 0.420 Adam Platt, R OBP: 0.319, SLG: 0.433 John Mabry, L OBP: 0.353, SLG: 0.537 (9, 3)	FC4-6 1B BB		G2-3	1B		F8		F5		3	1	1	1	1	0	0					
Miguel Tejada, R OBP: 0.357, SLG: 0.513 (1, 6)	FC4-6 1B BB		G6-3	F9			P3	G3		4	0	0	0	1	0	2					
3 Eric Chavez, L OBP: 0.356, SLG: 0.532 (1, 5)	FC4-6 1B		G4-3	F9			L7			4	1	1	1	1	0	2					
Jermaine Dye, R OBP: 0.334, SLG: 0.446 Eric Byrnes, R OBP: 0.304, SLG: 0.422 (9, 9)	1B			F8			1B		HR	4	0	2	1	1	0	3					
David Justice, L OBP: 0.376, SLG: 0.431 (1, 7)	K			G5-3			G3		PO	4	1	1	0	0	1	3					
Terrence Long, L OBP: 0.301, SLG: 0.398 (1, 8)		K		E1 1B		F8		G1-3		4	1	0	0	0	1	1					
Mark Ellis, R OBP: 0.337, SLG: 0.383 (1, 4)	G4-3			E 1B		K		G6-3 S BB		3	1	1	1	1	1	0					
Greg Myers, L OBP: 0.346, SLG: 0.406 (1, 2)				E7 1B			G4-3		G6-3	3	1	1	1	1	0	1					
Inning Stats	R: 1 E: 0 K: 2 S: 14	H: 1 LOB: 2 BB: 2 P: 28	R: 0 E: 0 K: 1 S: 8	H: 0 LOB: 1 BB: 1 P: 13	R: 0 E: 0 K: 0 S: 8	H: 0 LOB: 0 BB: 0 P: 12	R: 4 E: 2 K: 0 S: 19	H: 5 LOB: 3 BB: 1 P: 33	R: 0 E: 0 K: 1 S: 8	H: 0 LOB: 0 BB: 0 P: 12	R: 0 E: 0 K: 0 S: 11	H: 1 LOB: 1 BB: 0 P: 15	R: 0 E: 0 K: 1 S: 12	H: 0 LOB: 1 BB: 1 P: 21	R: 1 E: 0 K: 0 S: 9	H: 1 LOB: 1 BB: 1 P: 17	1B: 7 2B: 0 3B: 0 HR: 1	SF: 0 SAC: 0 DP: 0 HBP: 0	WP: 0 PB: 0 SB: 1 CS: 0	PA: 42	
PITCHER	IP	WLS	BF	H	R	ER	SO	BB	IBB	HBP	BLK	WP	HR	S	P	ERA	WHIP				
Mickey Callaway, R ERA: 3.13 Dennis Cook, L ERA: 2.74 Al Levine, R ERA: 3.64 Scott Schoeneweis, L ERA: 4.82 Brendan Donnelly, R ERA: 2.48	3.2		21	6	5	4	3	3	0	0	0	0	0	45	77	9.82	2.455				
	0.0		1	0	0	0	0	1	0	0	0	0	0	2	6						
	2.2		8	0	0	0	1	0	0	0	0	0	0	23	38	0.00	0.000				
	1.2		7	1	0	0	1	1	0	0	0	0	0	17	31	0.00	1.200				
	1.0	W	4	1	1	1	0	1	0	0	0	0	1	9	17	9.00	2.000				

Oakland Athletics @ Anaheim Angels
Edison International Field, Anaheim, CA
Thu Sep 12 2002, 10:05 PM EDT
Att: 31,304 - Sunny - 73 F


AB	35
R	6
H	8
RBI	6
BB	6
SO	5
LOB	14





Batter	1	2	3	4	5	6	7	8	9	AB	R	H	RBI	BB	SO	LOB	BOTTOM					
David Eckstein, R OBP: 0.377, SLG: 0.410 (1, 6)	G5-3	G5-3			S 1B		L9		1B BB	4	0	1	1	1	0	0						
Troy Glaus, R OBP: 0.350, SLG: 0.436 9 Chone Figgins, S Adam Kennedy, L OBP: 0.349, SLG: 0.464 (9, 4)	G6-3		K		K			BB 1B	F7	4	0	1	0	0	2	1						
Scott Spiezio, S OBP: 0.373, SLG: 0.433 (1, 3)	16 HR BB		G5-3		F9			1B BB		3	1	1	1	2	0	1						
16 Garret Anderson, L OBP: 0.337, SLG: 0.547 (9, 7)	1H HR		F8			G3-1		P4		4	1	1	2	0	2							
Shawn Wooten, R OBP: 0.352, SLG: 0.471 Orlando Palmeiro, L OBP: 0.366, SLG: 0.355 (8, PH)				G4-3		G3		1B		3	1	1	1	0	0	0						
Tim Salmon, R OBP: 0.386, SLG: 0.499 Julio Ramirez, R OBP: 0.357, SLG: 0.480 (9, 8)				G4-3 BB		K		F8		2	0	0	0	2	1	2						
Bengie Molina, R OBP: 0.280, SLG: 0.324 (1, 2)	F7			G4-3			F9	G5-3		4	0	0	0	0	4							
Benji Gil, R OBP: 0.281, SLG: 0.400 (9, 3)			G6-3		BLK 1B		F9		K	4	1	1	0	0	1	0						
Alex Ochoa, R OBP: 0.356, SLG: 0.396 (9, 9)			K		F7					3	1	1	1	0	1	1						
Darin Erstad, L OBP: 0.317, SLG: 0.392 (9, PH)								HR	S 1B 2B	1	1	1	0	0	0	0						
Inning Stats	R: 3 E: 0 K: 0 S: 14	H: 2 LOB: 1 BB: 2 P: 30	R: 0 E: 0 K: 1 S: 6	H: 0 LOB: 0 BB: 0 P: 11	R: 0 E: 0 K: 1 S: 7	H: 0 LOB: 0 BB: 0 P: 12	R: 0 E: 0 K: 0 S: 9	H: 0 LOB: 1 BB: 1 P: 15	R: 1 E: 0 K: 1 S: 10	H: 2 LOB: 1 BB: 0 P: 17	R: 0 E: 0 K: 1 S: 8	H: 0 LOB: 0 BB: 0 P: 11	R: 1 E: 0 K: 0 S: 6	H: 1 LOB: 0 BB: 0 P: 10	R: 1 E: 0 K: 0 S: 7	H: 2 LOB: 2 BB: 1 P: 13	R: 1 E: 0 K: 1 S: 10	H: 2 LOB: 2 BB: 1 P: 14	1B: 5 2B: 1 3B: 0 HR: 3	SF: 0 SAC: 0 DP: 1 HBP: 0	WP: 0 PB: 0 SB: 2 CS: 0	PA: 39
PITCHER	IP	WLS	BF	H	R	ER	SO	BB	IBB	HBP	BLK	WP	HR	S	P	ERA	WHIP					
Mark Mulder, L ERA: 3.74 Jim Mecir, R ERA: 4.25 Chad Bradford, R ERA: 2.87 Billy Koch, R ERA: 2.94	7.0		28	5	5	5	4	3	0	0	1	0	0	4	8	6.43	1.143					
	0.1		3	1	1	1	0	1	0	0	0	0	0	4	8	27.00	6.000					
	0.2		3	1	0	0	0	0	0	0	0	0	0	3	5	0.00	1.500					
	0.2	L	5	2	1	1	1	1	0	0	0	0	0	10	14	13.50	4.500					

Oakland Athletics @ Anaheim Angels
Edison International Field, Anaheim, CA
Thu Sep 12 2002, 10:05 PM EDT
Att: 31,304 - Sunny - 73 F

AB	34
R	7
H	9
RBI	7
BB	5
SO	5
LOB	13



Batter	1	2	3	4	5	6	7	8	9	AB R H RBI BB SO LOB	TOP											
Kevin Mench, R (1,7) OBP: 0.336, SLG: 0.469 Todd Hollandsworth, L (8,PH) OBP: 0.317, SLG: 0.403	2-1 G6-3		1-1 F9		3-3 K			2-2 G1-3		3 0 0 0 0 1 1 1 0 0 0 0 0 0	<p>Texas Rangers @ Anaheim Angels Edison International Field, Anaheim, CA</p> <p>Fri Sep 13, 2002, 10:05 PM EDT Att: 35,345 - Sunny - 69 F</p> <p>livebaseballscores.com</p> <p>AB 32 R 2 H 5 RBI 1 BB 0 SO 7 LOB 4</p> 											
10 Michael Young, R (1,4) OBP: 0.315, SLG: 0.400	0-0 F9		1-0 F9		1-1 F9			1-3 K		4 0 0 0 0 1 1												
Alex Rodriguez, R (1,6) OBP: 0.394, SLG: 0.642	2-2 2B E	1B	1-1 G5-3			3-1 P4		0-0 F5		4 1 1 0 0 0 0												
Rafael Palmeiro, L (1,3) OBP: 0.394, SLG: 0.587	3-2 E7			0-1 F7		2-2 P6		2-2 P4		4 0 1 0 0 0 0												
Ivan Rodriguez, R (1,2) OBP: 0.350, SLG: 0.532	3-3 K			1-0 G5-3		2-2 F9		1-3 K		4 0 0 0 0 2 1												
Herbert Perry, R (1,5) OBP: 0.331, SLG: 0.486				2-3 K			0-0 L6			3 0 0 0 0 2 0												
Carl Everett, S (1,9) OBP: 0.328, SLG: 0.430						3-1 F8		2-1 F8		3 0 0 0 0 0 0												
Todd Greene, R (1,10) OBP: 0.273, SLG: 0.571						0-0 HR		1-0 G5-3		3 1 2 1 0 0 0												
Ruben Rivera, R (1,8) OBP: 0.289, SLG: 0.311						1-1 1B		0-0 B5		3 0 1 0 0 1 1												
Inning Stats	R: 1 E: 1 K: 1 S: 17	H: 2 LOB: 1 BB: 0 P: 27	R: 0 E: 0 K: 2 S: 10	H: 1 LOB: 1 BB: 0 P: 13	R: 0 E: 0 K: 0 S: 5	H: 0 LOB: 0 BB: 0 P: 8	R: 0 E: 0 K: 1 S: 7	H: 0 LOB: 0 BB: 0 P: 10	R: 1 E: 0 K: 1 S: 11	H: 2 LOB: 1 BB: 0 P: 19	R: 0 E: 0 K: 0 S: 8	H: 0 LOB: 0 BB: 0 P: 15	R: 0 E: 0 K: 0 S: 4	H: 0 LOB: 0 BB: 0 P: 7	R: 0 E: 0 K: 1 S: 8	H: 0 LOB: 0 BB: 0 P: 11	R: 0 E: 0 K: 1 S: 8	H: 0 LOB: 0 BB: 0 P: 11	1B: 2 2B: 2 3B: 0 HR: 1	SF: 0 SAC: 0 DP: 0 HBP: 0	WP: 0 PB: 0 SB: 0 CS: 0	PA: 32
PITCHER	IP WLS BF H R ER SO BB IBB HBP BLK WP HR S P ERA WHIP											IP WLS BF H R ER SO BB IBB HBP BLK WP HR S P ERA WHIP										
Jarrod Washburn, L (1,1) ERA: 3.24	7.1 W 27 5 2 1 5 0 0 0 0 0 1 63 100 1.23 0.682																					
Ben Weber, R (8,1) ERA: 2.5	0.2 H 2 0 0 0 1 0 0 0 0 0 0 7 10 0.00 0.000																					
Troy Percival, R (9,1) ERA: 1.72	1.0 S 3 0 0 0 1 0 0 0 0 0 0 8 11 0.00 0.000																					

Batter	1	2	3	4	5	6	7	8	9	AB R H RBI BB SO LOB	BOTTOM							
David Eckstein, R (1,6) OBP: 0.377, SLG: 0.409	4-2 CS BB		2-1 SF9	4-1 BB		0-3 K		0-0 G2-3		2 0 0 1 2 1 2	<p>Texas Rangers @ Anaheim Angels Edison International Field, Anaheim, CA</p> <p>Fri Sep 13, 2002, 10:05 PM EDT Att: 35,345 - Sunny - 69 F</p> <p>livebaseballscores.com</p> <p>AB 31 R 3 H 9 RBI 3 BB 6 SO 11 LOB 23</p> 							
Darin Erstad, L (1,8) OBP: 0.316, SLG: 0.392	3-3 K		2-1 16 1B	2-3 K2-3		1-3 K		2-2 G5-3		5 1 1 0 0 3 5								
Scott Spiezio, S (1,3) OBP: 0.376, SLG: 0.435	4-1 BB		3-1 P5		0-1 1B		1-1 WP BB			3 0 2 0 1 0 1								
16 Garret Anderson, L (1,7) OBP: 0.336, SLG: 0.545	1-2 L9		2-2 1B		2-2 F9		1-3 K			4 0 1 1 0 1 3								
Brad Fullmer, L (1,10) OBP: 0.349, SLG: 0.508 Shawn Wooten, R (7,PH) OBP: 0.348, SLG: 0.465		2-2 F8	0-0 F8		3-2 L9		1-2 F9			3 0 1 0 0 0 2 1 0 0 0 0 0 1								
Troy Glaus, R (1,5) OBP: 0.351, SLG: 0.435		0-0 F8		0-3 K	0-1 1B		4-2 WP			3 0 1 0 1 1 1								
Tim Salmon, R (1,9) OBP: 0.385, SLG: 0.499			3-3 K	3-1 1B	1-3 K		2-3 K			4 1 1 0 0 3 5								
Bengie Molina, R (1,2) OBP: 0.279, SLG: 0.322			3-3 K		2-2 F9			2-2 G3		3 0 0 0 1 1 2								
Adam Kennedy, L (1,4) OBP: 0.352, SLG: 0.465			4-2 PB WP SF9 BB	1-1 1B		3-3 K		3-2 G2-3		3 1 2 1 1 1 1								
Inning Stats	R: 0 E: 0 K: 1 S: 10	H: 0 LOB: 1 BB: 2 P: 22	R: 0 E: 0 K: 2 S: 14	H: 1 LOB: 1 BB: 0 P: 22	R: 2 E: 0 K: 0 S: 14	H: 2 LOB: 1 BB: 1 P: 27	R: 1 E: 0 K: 2 S: 20	H: 2 LOB: 2 BB: 1 P: 32	R: 0 E: 0 K: 3 S: 13	H: 0 LOB: 1 BB: 1 P: 21	R: 0 E: 0 K: 2 S: 13	H: 1 LOB: 2 BB: 1 P: 22	R: 0 E: 0 K: 0 S: 12	H: 1 LOB: 1 BB: 0 P: 19	1B: 6 2B: 4 3B: 0 HR: 0	SF: 1 SAC: 0 DP: 1 HBP: 0	WP: 2 PB: 1 SB: 0 CS: 1	PA: 38
PITCHER	IP WLS BF H R ER SO BB IBB HBP BLK WP HR S P ERA WHIP											IP WLS BF H R ER SO BB IBB HBP BLK WP HR S P ERA WHIP						
53 Joaquin Benoit, R (1,1) ERA: 5.11	4.0 L 20 5 3 3 5 4 0 0 0 0 0 58 103 6.75 2.250																	
Todd Van Poppel, R (5,1) ERA: 5.0	2.0 10 3 0 0 4 1 0 0 0 0 0 29 44 0.00 2.000																	
Juan Alvarez, L (7,1) ERA: 4.0	0.1 1 0 0 0 1 0 0 0 0 0 0 3 4 0.00 0.000																	
Dan Kolb, R (7,1) ERA: 4.15	1.2 7 1 0 0 1 1 0 0 0 1 0 20 34 0.00 1.200																	

Batter	1	2	3	4	5	6	7	8	9	AB	R	H	RBI	BB	SO	LOB	TOP				
Todd Hollandsworth, L OBP: 0.355, SLG: 0.488	0-3 K	0-0 G3		4-0 BB		3-3 K			1-3 K	4	0	0	0	1	3	1					
Mike Lamb, L OBP: 0.356, SLG: 0.422 Herbert Perry, R OBP: 0.332, SLG: 0.484	2-1 HR	3-3 K		1-2 2-3 BB	2-1 SF9		3-2 F9		4-2 BB	2	1	1	1	0	1	0					
Alex Rodriguez, R OBP: 0.394, SLG: 0.645	0-1 HR		3-2 G6-3		2-3 K		0-0 BB		0-1 F7	5	1	2	2	0	1	3					
Rafael Palmeiro, L OBP: 0.396, SLG: 0.591 Kevin Mench, R OBP: 0.336, SLG: 0.469	0-0 HR		3-1 G4-3		2-3 K		4-0 BB		4-2 BB	3	1	1	1	2	1	0					
Ivan Rodriguez, R OBP: 0.354, SLG: 0.531	1-1 HR		0-1 BB		4-1 BB		2-3 K		1-3 K	4	1	2	0	1	2	4					
Carl Everett, S OBP: 0.327, SLG: 0.436	2-2 HR		2-3 K		2-1 F8		1-3 K			4	1	1	2	0	2	4					
Hank Blalock, L OBP: 0.302, SLG: 0.333	2-1 G4-3			3-2 BB	2-0 F8			2-1 G4-3		4	1	1	0	0	0	1					
Michael Young, R OBP: 0.312, SLG: 0.396	1-3 K			3-2 F9		1-0 L6		1-0 F3		4	0	0	0	0	1	1					
Donnie Sadler, R OBP: 0.227, SLG: 0.222 Travis Hafner, L OBP: 0.291, SLG: 0.360 Ruben Rivera, R OBP: 0.289, SLG: 0.311		1-2 F8		4-2 SF9	1-2 BB	4-1 CS		0-0 G6-3		1	0	0	0	2	0	0					
Inning Stats	R: 5 E: 0 K: 2 S: 18	H: 5 LOB: 0 BB: 0 P: 26	R: 0 E: 0 K: 1 S: 9	H: 0 LOB: 0 BB: 0 P: 13	R: 0 E: 0 K: 1 S: 11	H: 1 LOB: 1 BB: 0 P: 19	R: 1 E: 0 K: 1 S: 14	H: 1 LOB: 1 BB: 2 P: 30	R: 0 E: 0 K: 1 S: 8	H: 0 LOB: 1 BB: 1 P: 18	R: 0 E: 0 K: 2 S: 10	H: 1 LOB: 2 BB: 1 P: 20	R: 0 E: 0 K: 0 S: 4	H: 0 LOB: 0 BB: 0 P: 7	R: 0 E: 0 K: 2 S: 14	H: 0 LOB: 2 BB: 2 P: 24	1B: 5 2B: 0 3B: 0 HR: 3	SF: 1 SAC: 0 DP: 0 HBP: 0	WP: 0 PB: 0 SB: 0 CS: 1	PA: 41	
PITCHER	IP WLS BF H R ER SO BB IBB HBP BLK WP HR S P ERA WHIP	IP WLS BF H R ER SO BB IBB HBP BLK WP HR S P ERA WHIP	IP WLS BF H R ER SO BB IBB HBP BLK WP HR S P ERA WHIP	IP WLS BF H R ER SO BB IBB HBP BLK WP HR S P ERA WHIP	IP WLS BF H R ER SO BB IBB HBP BLK WP HR S P ERA WHIP	IP WLS BF H R ER SO BB IBB HBP BLK WP HR S P ERA WHIP	IP WLS BF H R ER SO BB IBB HBP BLK WP HR S P ERA WHIP	IP WLS BF H R ER SO BB IBB HBP BLK WP HR S P ERA WHIP	IP WLS BF H R ER SO BB IBB HBP BLK WP HR S P ERA WHIP	IP WLS BF H R ER SO BB IBB HBP BLK WP HR S P ERA WHIP	IP WLS BF H R ER SO BB IBB HBP BLK WP HR S P ERA WHIP	IP WLS BF H R ER SO BB IBB HBP BLK WP HR S P ERA WHIP	IP WLS BF H R ER SO BB IBB HBP BLK WP HR S P ERA WHIP	IP WLS BF H R ER SO BB IBB HBP BLK WP HR S P ERA WHIP	IP WLS BF H R ER SO BB IBB HBP BLK WP HR S P ERA WHIP	IP WLS BF H R ER SO BB IBB HBP BLK WP HR S P ERA WHIP	IP WLS BF H R ER SO BB IBB HBP BLK WP HR S P ERA WHIP	IP WLS BF H R ER SO BB IBB HBP BLK WP HR S P ERA WHIP	IP WLS BF H R ER SO BB IBB HBP BLK WP HR S P ERA WHIP	IP WLS BF H R ER SO BB IBB HBP BLK WP HR S P ERA WHIP	IP WLS BF H R ER SO BB IBB HBP BLK WP HR S P ERA WHIP

Texas Rangers @ Anaheim Angels
Edison International Field, Anaheim, CA
Sat Sep 14 2002, 4:05 PM EDT
Att: 39,909 - Sunny - 84 F

AB	33
R	6
H	8
RBI	6
BB	7
SO	11
LOB	14



Batter	1	2	3	4	5	6	7	8	9	AB	R	H	RBI	BB	SO	LOB	BOTTOM				
David Eckstein, R OBP: 0.377, SLG: 0.409	2-1 F8		2-1 P5	1-2 BB		0-1 G4-3		0-0 BB		5	0	2	0	0	0	1					
Darin Erstad, L OBP: 0.315, SLG: 0.392	2-2 L6		1-0 BB	2-0 F8		1-0 G6-3		1-1 G6-3		5	1	1	0	0	0	2					
Scott Spiezio, S OBP: 0.377, SLG: 0.435	2-1 G6-3		2-1 S	1-0 BB	1-0 BB		0-1 G4-3			4	0	2	2	0	0	0					
Garret Anderson, L OBP: 0.338, SLG: 0.548 Alex Ochoa, R OBP: 0.360, SLG: 0.402		1-0 HR	1-2 WP	3-2 BB	3-2 BB		4-2 FC5-4			2	1	2	0	0	0	0					
Shawn Wooten, R OBP: 0.354, SLG: 0.500		1-2 HR	0-0 F3	1-1 HR	1-1 HR		2-2 FC5-4			4	2	2	2	0	0	3					
Troy Glaus, R OBP: 0.352, SLG: 0.435		1-1 L6	4-0 BB	1-2 BB	0-1 HR		0-0 F7			3	1	1	0	1	0	1					
Tim Salmon, R OBP: 0.394, SLG: 0.503 Julio Ramirez, R OBP: 0.357, SLG: 0.480		2-2 G1-3	0-0 F9	1-2 BB	1-2 HR			3-3 K		4	1	1	3	0	1	3					
José Molina, R OBP: 0.294, SLG: 0.290		1-1 G5-3		0-2 G6-3	1-3 K			0-1 L8		4	0	0	0	0	1	0					
Adam Kennedy, L OBP: 0.353, SLG: 0.471			4-2 BB	0-0 G3		3-3 K		1-2 HR		3	2	1	1	1	1	0					
Inning Stats	R: 0 E: 0 K: 0 S: 8	H: 0 LOB: 0 BB: 0 P: 14	R: 2 E: 0 K: 0 S: 13	H: 2 LOB: 0 BB: 0 P: 19	R: 2 E: 0 K: 0 S: 12	H: 3 LOB: 3 BB: 2 P: 26	R: 0 E: 0 K: 0 S: 9	H: 1 LOB: 1 BB: 0 P: 12	R: 3 E: 0 K: 1 S: 16	H: 5 LOB: 0 BB: 0 P: 23	R: 0 E: 0 K: 1 S: 6	H: 0 LOB: 0 BB: 1 P: 10	R: 0 E: 0 K: 0 S: 8	H: 0 LOB: 1 BB: 1 P: 14	R: 1 E: 0 K: 1 S: 12	H: 2 LOB: 1 BB: 0 P: 17	1B: 7 2B: 3 3B: 0 HR: 3	SF: 0 SAC: 0 DP: 0 HBP: 0	WP: 2 PB: 0 SB: 1 CS: 0	PA: 38	
PITCHER	IP WLS BF H R ER SO BB IBB HBP BLK WP HR S P ERA WHIP	IP WLS BF H R ER SO BB IBB HBP BLK WP HR S P ERA WHIP	IP WLS BF H R ER SO BB IBB HBP BLK WP HR S P ERA WHIP	IP WLS BF H R ER SO BB IBB HBP BLK WP HR S P ERA WHIP	IP WLS BF H R ER SO BB IBB HBP BLK WP HR S P ERA WHIP	IP WLS BF H R ER SO BB IBB HBP BLK WP HR S P ERA WHIP	IP WLS BF H R ER SO BB IBB HBP BLK WP HR S P ERA WHIP	IP WLS BF H R ER SO BB IBB HBP BLK WP HR S P ERA WHIP	IP WLS BF H R ER SO BB IBB HBP BLK WP HR S P ERA WHIP	IP WLS BF H R ER SO BB IBB HBP BLK WP HR S P ERA WHIP	IP WLS BF H R ER SO BB IBB HBP BLK WP HR S P ERA WHIP	IP WLS BF H R ER SO BB IBB HBP BLK WP HR S P ERA WHIP	IP WLS BF H R ER SO BB IBB HBP BLK WP HR S P ERA WHIP	IP WLS BF H R ER SO BB IBB HBP BLK WP HR S P ERA WHIP	IP WLS BF H R ER SO BB IBB HBP BLK WP HR S P ERA WHIP	IP WLS BF H R ER SO BB IBB HBP BLK WP HR S P ERA WHIP	IP WLS BF H R ER SO BB IBB HBP BLK WP HR S P ERA WHIP	IP WLS BF H R ER SO BB IBB HBP BLK WP HR S P ERA WHIP	IP WLS BF H R ER SO BB IBB HBP BLK WP HR S P ERA WHIP	IP WLS BF H R ER SO BB IBB HBP BLK WP HR S P ERA WHIP	IP WLS BF H R ER SO BB IBB HBP BLK WP HR S P ERA WHIP

Texas Rangers @ Anaheim Angels
Edison International Field, Anaheim, CA
Sat Sep 14 2002, 4:05 PM EDT
Att: 39,909 - Sunny - 84 F

AB	35
R	8
H	13
RBI	8
BB	3
SO	3
LOB	10



Batter	1	2	3	4	5	6	7	8	9	AB	R	H	RBI	BB	SO	LOB	TOP							
Todd Hollandsworth, L (1, 8) OBP: 0.354, SLG: 0.485	1-0 SH1-3 WP FC1-2-5 1B		0-0 F7	1-3 K			2-2 F7			4	0	1	0	0	1	1								
Herbert Perry, R (1, 10) OBP: 0.330, SLG: 0.481	1-0 SH1-3		2-2 P4		1-3 K		0-3 K			3	0	0	0	0	2	0								
Alex Rodriguez, R (1, 6) OBP: 0.392, SLG: 0.641	0-1 FC1-2-5 FC5 BB		0-0 G5-3		1-0 G5-3			2-3 K		4	0	0	0	0	1	1								
Rafael Palmeiro, L (1, 3) OBP: 0.398, SLG: 0.592	4-2 FC5 1-2 BB			1-1 BB 9 SF8 1B		3-2 F8		1-0 G6-4-3 1B		3	1	2	0	1	0	0								
Ivan Rodriguez, R (1, 2) OBP: 0.355, SLG: 0.539	1-0 FC5			0-0 SF8 9 BB 10 2B 1B			2-2 HR		0-0 G6-4-3 1B	4	2	2	1	0	0	3								
Carl Everett, S (1, 9) OBP: 0.327, SLG: 0.434 Jason Hart, R (9, PH)		3-2 G6-3		4-1 10 2B BB		2-3 K			0-3 K	2	1	0	0	1	1	0								
Kevin Mench, R (1, 7) OBP: 0.335, SLG: 0.465		4-2 FC6 9 BB		0-1 P4		1-2 F7			1-2 G4-3	3	0	0	0	1	0	3								
9 Hank Blalock, L (1, 5) OBP: 0.295, SLG: 0.328 Donnie Sadler, R (9, PH)		2-0 FC6		0-1 SF8		0-3 K			0-0 P4	2	0	0	1	0	1	1								
10 Michael Young, R (1, 4) OBP: 0.312, SLG: 0.398		0-0 F9		2-3 3-H 1-0 1-H 3-H 2B			2-3 K			3	0	1	2	0	1	1								
Inning Stats	R: 0 E: 0 K: 0 S: 8	H: 1 LOB: 2 BB: 1 P: 15	R: 0 E: 0 K: 0 S: 7	H: 0 LOB: 1 BB: 1 P: 16	R: 0 E: 0 K: 0 S: 7	H: 0 LOB: 0 BB: 0 P: 9	R: 3 E: 0 K: 1 S: 12	H: 3 LOB: 1 BB: 1 P: 19	R: 0 E: 0 K: 2 S: 9	H: 0 LOB: 0 BB: 0 P: 14	R: 1 E: 0 K: 2 S: 15	H: 1 LOB: 0 BB: 0 P: 20	R: 0 E: 0 K: 1 S: 12	H: 0 LOB: 0 BB: 0 P: 16	R: 0 E: 0 K: 1 S: 5	H: 1 LOB: 0 BB: 0 P: 8	R: 0 E: 0 K: 1 S: 8	H: 0 LOB: 0 BB: 0 P: 9	1B: 4 2B: 1 3B: 0 HR: 1	SF: 1 SAC: 1 DP: 1 HBP: 0	WP: 1 PB: 0 SB: 0 CS: 0	PA: 35		
PITCHER	IP WLS BF H R ER SO BB IBB HBP BLK WP HR S P ERA WHIP	7.0 W 29 5 4 4 6 3 0 0 0 1 1 70 109 5.14 1.143	1.0 3 1 0 0 1 0 0 0 0 0 0 0 5 8 0.00 1.000	1.0 3 0 0 0 1 0 0 0 0 0 0 0 8 9 0.00 0.000																				

Texas Rangers @ Anaheim Angels
Edison International Field, Anaheim, CA
Sun Sep 15 2002, 8:05 PM EDT
Att: 33,445 - Sunny - 78 F

AB 30
R 4
H 6
RBI 4
BB 3
SO 8
LOB 10



Batter	1	2	3	4	5	6	7	8	9	AB	R	H	RBI	BB	SO	LOB	BOTTOM							
Darin Erstad, L (1, 8) OBP: 0.315, SLG: 0.391 Orlando Palmeiro, L (9, 9)	1B BB G3-1			0-1 G3-1			1-1 HR 1B	1-3 K		4	2	1	0	1	1	4								
Troy Glaus, R (1, 5) OBP: 0.354, SLG: 0.454	1-1 FC4 1B	1-2 G5-3			2-2 HR		0-0 1-H HR	1-2 1-H 2-H HR		5	4	3	6	0	0	1								
Scott Spiezio, S (1, 3) OBP: 0.377, SLG: 0.442	1-0 1B 1B	2-1 G4-3			2-1 HR		0-0 F8	3-1 G6-3		5	2	2	1	0	0	0								
Shawn Wooten, R (1, 10) OBP: 0.347, SLG: 0.484	2-1 1B 1B	1-0 F8			1-3 K		0-0 G6-3	1-3 K		5	1	1	2	0	2	0								
Tim Salmon, R (1, 9) OBP: 0.383, SLG: 0.500 Julio Ramirez, R (7, PR)	2-0 F8		0-3 K		2-0 G5-3		4-2 BB			3	0	0	0	1	1	2								
Benji Gil, R (1, 6) OBP: 0.280, SLG: 0.395	1-2 E 1B		2-3 K		1-3 K		1-1 F8			4	1	1	1	0	2	1								
Alex Ochoa, R (1, 7) OBP: 0.362, SLG: 0.401	3-1 E 9 FC3-2-5 1B		2-0 G6-3			1-1 G6-3		4-1 1B 9 1B BB		3	1	1	1	1	0	0								
Bengie Molina, R (1, 2) OBP: 0.279, SLG: 0.321	1-2 E6 9 FC3-2-5			3-2 F9		1-2 P4		2-1 9 1B HR 1B		4	1	1	0	0	0	1								
9 Chone Figgins, S (1, 4) OBP: 0.143, SLG: 0.143	2-1 FC3-2-5			0-3 K		1-0 G4-3		3-2 1-2 HR 1B		4	1	1	1	0	1	2								
Inning Stats	R: 5 E: 3 K: 0 S: 19	H: 4 LOB: 2 BB: 1 P: 37	R: 0 E: 0 K: 0 S: 8	H: 0 LOB: 0 BB: 0 P: 12	R: 0 E: 0 K: 2 S: 7	H: 0 LOB: 0 BB: 0 P: 11	R: 0 E: 0 K: 1 S: 10	H: 0 LOB: 0 BB: 0 P: 13	R: 2 E: 0 K: 0 S: 7	H: 2 LOB: 0 BB: 0 P: 23	R: 0 E: 0 K: 0 S: 9	H: 0 LOB: 0 BB: 1 P: 15	R: 2 E: 0 K: 2 S: 20	H: 2 LOB: 1 BB: 1 P: 35	R: 4 E: 0 K: 2 S: 20	H: 3 LOB: 0 BB: 1 P: 35	1B: 7 2B: 0 3B: 0 HR: 4	SF: 0 SAC: 0 DP: 0 HBP: 0	WP: 0 PB: 0 SB: 0 CS: 0	PA: 40				
PITCHER	IP WLS BF H R ER SO BB IBB HBP BLK WP HR S P ERA WHIP	5.0 L 24 6 7 5 5 1 0 0 0 0 0 1 16 25 9.00 1.500	2.0 9 2 2 2 0 1 0 0 0 0 0 0 7 16 ∞ ∞	0.0 3 2 3 3 0 1 0 0 0 0 0 0 1 13 19 9.00 1.000																				

Texas Rangers @ Anaheim Angels
Edison International Field, Anaheim, CA
Sun Sep 15 2002, 8:05 PM EDT
Att: 33,445 - Sunny - 78 F

AB 37
R 13
H 11
RBI 12
BB 3
SO 7
LOB 11



Batter	1	2	3	4	5	6	7	8	9	AB	R	H	RBI	BB	SO	LOB	TOP					
David Eckstein, R (1, 6) OBP: 0.378, SLG: 0.410	2-2 FC6-4 1B		0-1 G1-6-3 1B		2-2 G1-3			2-2 P4		4	0	2	0	0	0	1						
Darin Erstad, L (1, 8) OBP: 0.313, SLG: 0.388	1-2 FC6-4 1B HR		0-1 G1-6-3 1-2			1-1 L4		1-1 P4		4	1	0	0	0	0	2						
Scott Spiezio, S (1, 3) OBP: 0.376, SLG: 0.440	3-1 HR 1B		2-1 F9			1-0 G3			0-1 G1-3	4	1	1	0	0	0	0						
Troy Glaus, R (1, 5) OBP: 0.353, SLG: 0.458	0-1 HR			2-3 K					2-2 G4-3	4	1	1	3	0	1	0						
Brad Fullmer, L (1, 10) OBP: 0.345, SLG: 0.503	1-1 F9			1-1 G3					3-1 F8	4	0	0	0	0	0	0						
Tim Salmon, R (1, 9) OBP: 0.382, SLG: 0.501	2-1 G6-3			2-3 K					3-2 2B	3	0	1	0	0	1	0						
Orlando Palmeiro, L (1, 7) OBP: 0.369, SLG: 0.352		1-2 F5			0-0 G6-3				4-0 G4-6-3 IBB	2	0	0	0	1	0	0						
Bengie Molina, R (1, 2) OBP: 0.277, SLG: 0.318		0-1 F8			1-1 G6-3				1-0 G4-6-3 1-2	3	0	0	0	0	0	2						
Adam Kennedy, L (1, 4) OBP: 0.353, SLG: 0.469		0-3 K			4-1 BB				2-1 G4-3	2	0	0	0	1	1	0						
Inning Stats	R: 3 E: 0 K: 0 S: 15	H: 3 LOB: 0 BB: 0 P: 24	R: 0 E: 0 K: 1 S: 8	H: 0 LOB: 0 BB: 0 P: 9	R: 0 E: 0 K: 0 S: 6	H: 1 LOB: 0 BB: 0 P: 8	R: 0 E: 0 K: 2 S: 9	H: 0 LOB: 0 BB: 0 P: 14	R: 0 E: 0 K: 0 S: 9	H: 0 LOB: 1 BB: 1 P: 16	R: 0 E: 0 K: 0 S: 6	H: 0 LOB: 0 BB: 0 P: 11	R: 0 E: 0 K: 0 S: 10	H: 1 LOB: 1 BB: 1 P: 20	R: 0 E: 0 K: 0 S: 7	H: 0 LOB: 0 BB: 0 P: 12	R: 0 E: 0 K: 0 S: 12	H: 0 LOB: 0 BB: 0 P: 17	1B: 3 2B: 1 3B: 0 HR: 1	SF: 0 SAC: 0 DP: 2 HBP: 0	WP: 0 PB: 0 SB: 0 CS: 0	PA: 32
PITCHER	IP	WLS	BF	H	R	ER	SO	BB	IBB	HBP	BLK	WP	HR	S	P	ERA	WHIP					
Cory Lidle, R (1, 1) ERA: 3.95	7.0		26	5	3	3	3	1	1	0	0	0	1	63	102	3.86	0.857					
Ricardo Rincon, L (8, 1) ERA: 3.95	1.0		3	0	0	0	0	0	0	0	0	0	0	7	12	0.00	0.000					
Billy Koch, R (9, 1) ERA: 2.87	1.0	W	3	0	0	0	0	0	0	0	0	0	0	12	17	0.00	0.000					

Anaheim Angels @ Oakland Athletics
Network Associates Coliseum, Oakland, CA
Mon Sep 16 2002, 10:05 PM EDT
Att: 22,326 - Sunny - 68 F

AB	30
R	3
H	5
RBI	3
BB	2
SO	3
LOB	5



Batter	1	2	3	4	5	6	7	8	9	AB	R	H	RBI	BB	SO	LOB	BOTTOM					
Ray Durham, S (1, 10) OBP: 0.377, SLG: 0.451	2-2 G6-3		4-1 F8 3 S BB		3-1 E6 SF8 3 BB		1-2 HR		0-1 1B 1B	4	2	2	1	1	0	1						
Scott Hatteberg, L (1, 3) OBP: 0.371, SLG: 0.421	1-2		4-2		4-1		4-1 HR		3-1 1B 1B	1	0	1	0	3	0	0						
Jose Flores, R (7, PR)										0	0	0	0	0	0	0						
Adam Platt, R (8, 7) OBP: 0.310, SLG: 0.420										0	0	0	0	0	0	0						
David Justice, L (9, PH) OBP: 0.382, SLG: 0.432										1	0	1	0	0	0	0						
Miguel Tejada, R (1, 6) OBP: 0.355, SLG: 0.507	0-2 G4-6-3 1B		1-3 K		0-3 K		2-2 P4		1-0 1-2 2-H 1B	5	0	2	1	0	2	6						
3 Eric Chavez, L (1, 5) OBP: 0.349, SLG: 0.526	2-1 G4-6-3 1-2		2-0 F8		1-0 SF8		2-0 F9			3	0	0	1	0	0	5						
Jermaine Dye, R (1, 9) OBP: 0.334, SLG: 0.447		1-2 HR		1-0 F9		2-3 3-H BB		4-0 FC4-6 BB		1-3 K												
John Mabry, L (1, 7) OBP: 0.317, SLG: 0.522		0-0 G6-3		1-2 G4-3		2-1 FC4-6 1-2			1-0 F7	4	0	0	0	0	0	3						
Mark Ellis, R (1, 4) OBP: 0.336, SLG: 0.379		4-0 S BB		2-1 F8		1-2 G6-3			0-2 P5	3	0	0	0	1	0	0						
Terrence Long, L (1, 8) OBP: 0.299, SLG: 0.393		3-3 K		0-1 G6-3					2-3 K	4	0	0	0	0	2	1						
Ramon Hernandez, R (1, 2) OBP: 0.310, SLG: 0.325		1-3 K			0-0 BB 3 SF8 1B		1-3 K		1-2 G4-3	4	1	1	0	0	2	1						
Inning Stats	R: 0 E: 0 K: 0 S: 15	H: 2 LOB: 1 BB: 0 P: 20	R: 1 E: 0 K: 2 S: 14	H: 1 LOB: 1 BB: 1 P: 22	R: 0 E: 0 K: 1 S: 11	H: 0 LOB: 2 BB: 2 P: 23	R: 0 E: 0 K: 0 S: 8	H: 0 LOB: 0 BB: 0 P: 11	R: 1 E: 1 K: 1 S: 10	H: 1 LOB: 3 BB: 2 P: 24	R: 0 E: 0 K: 1 S: 8	H: 0 LOB: 0 BB: 0 P: 10	R: 1 E: 0 K: 1 S: 12	H: 1 LOB: 1 BB: 1 P: 22	R: 0 E: 0 K: 1 S: 7	H: 0 LOB: 2 BB: 0 P: 10	R: 1 E: 0 K: 0 S: 8	H: 3 LOB: 2 BB: 0 P: 13	1B: 6 2B: 0 3B: 0 HR: 2	SF: 1 SAC: 0 DP: 1 HBP: 0	WP: 0 PB: 0 SB: 2 CS: 0	PA: 39
PITCHER	IP	WLS	BF	H	R	ER	SO	BB	IBB	HBP	BLK	WP	HR	S	P	ERA	WHIP					
41 John Lackey, R (1, 1) ERA: 3.58	5.0		24	4	2	1	4	5	0	0	0	0	0	8	10	0.00	0.000					
62 Scot Shields, R (6, 1) ERA: 2.21	1.0	H	3	0	0	0	1	0	0	0	0	0	0	1	4	9	∞	∞				
Scott Schoeneweis, L (7, 1) ERA: 4.97	0.0	B	2	1	1	1	0	1	0	0	0	0	1	4	9	∞	∞					
Brendan Donnelly, R (7, 1) ERA: 2.28	2.0		6	0	0	0	2	0	0	0	0	0	0	15	23	0.00	0.000					
Al Levine, R (9, 1) ERA: 3.77	0.1	L	4	3	1	1	0	0	0	0	0	0	0	8	13	27.00	9.000					

Anaheim Angels @ Oakland Athletics
Network Associates Coliseum, Oakland, CA
Mon Sep 16 2002, 10:05 PM EDT
Att: 22,326 - Sunny - 68 F

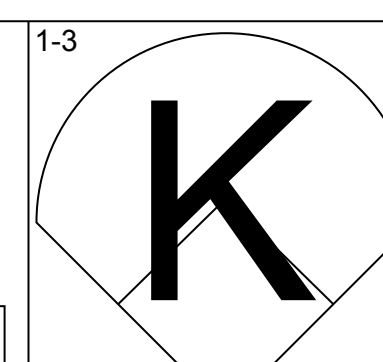
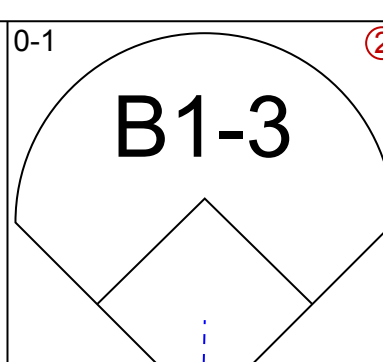
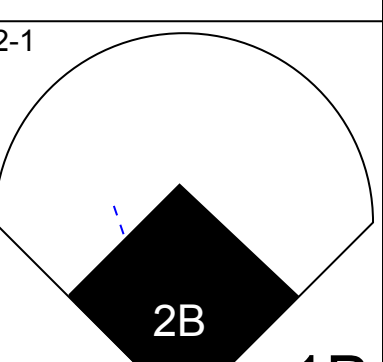
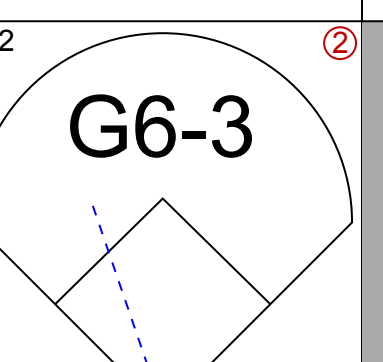
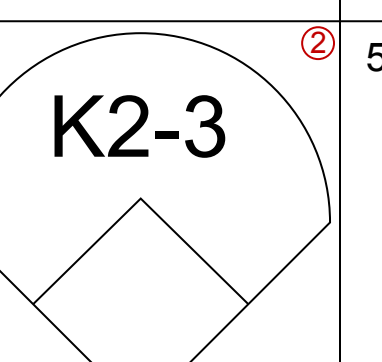
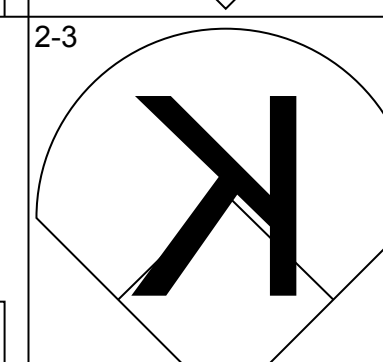
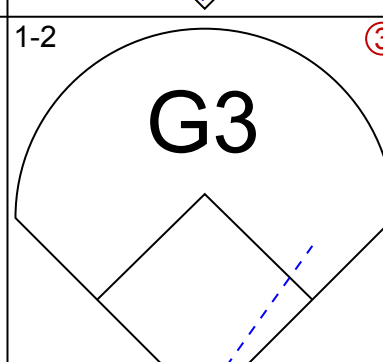
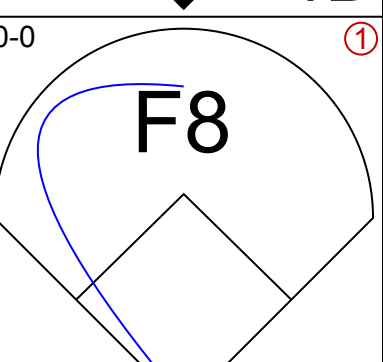
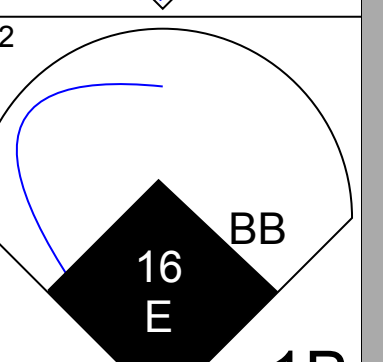
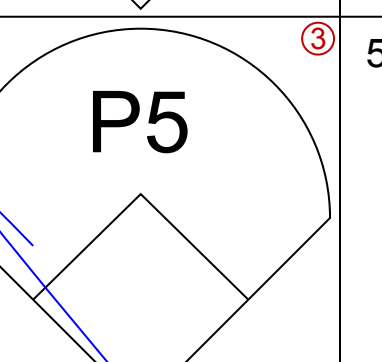
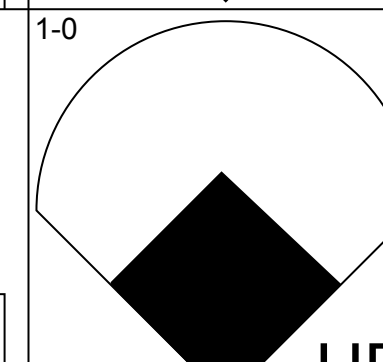
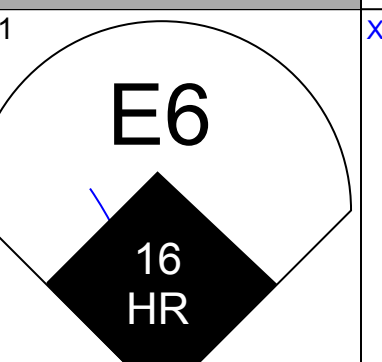
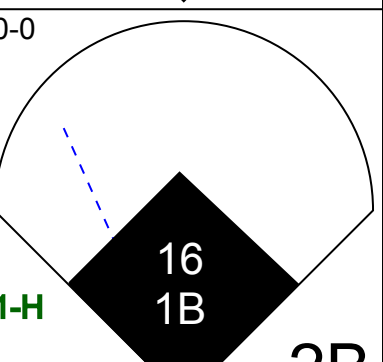

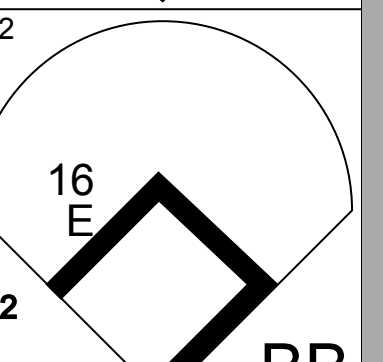
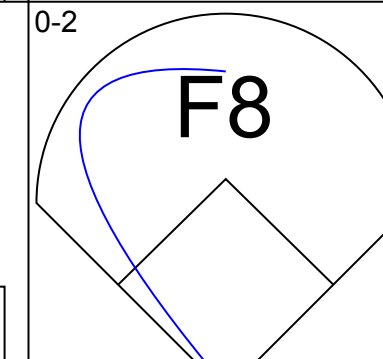
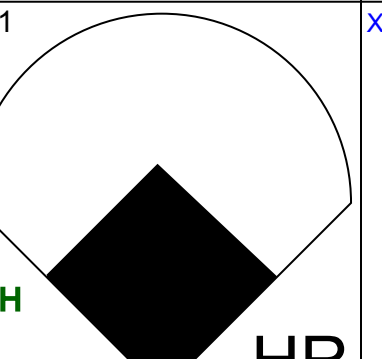
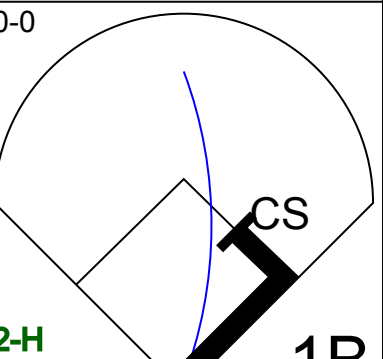
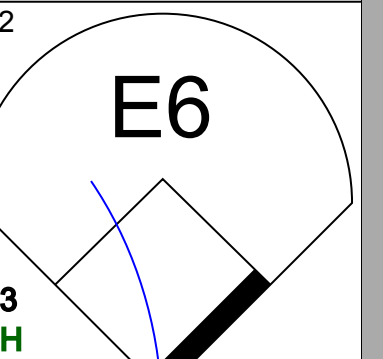
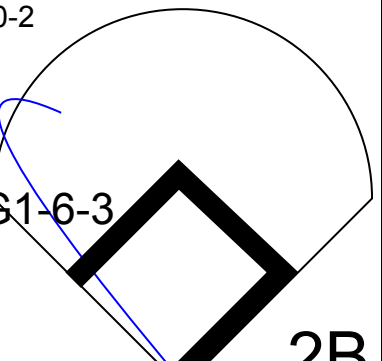
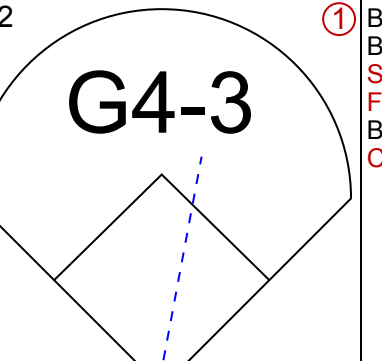
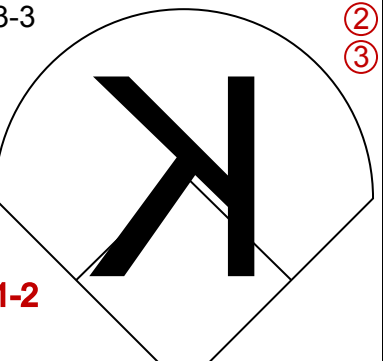
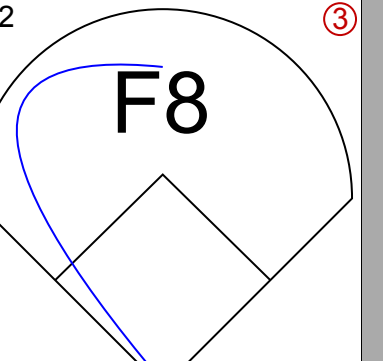
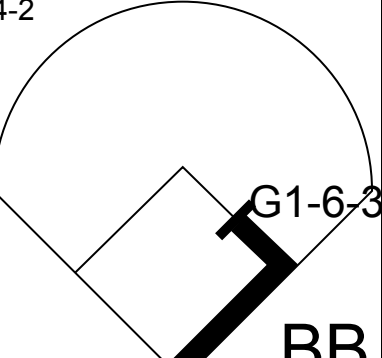
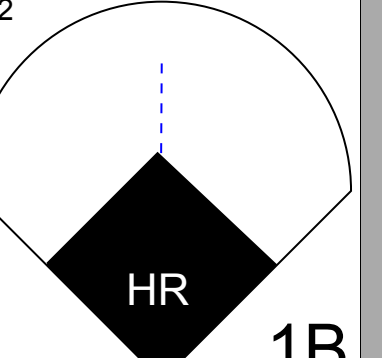
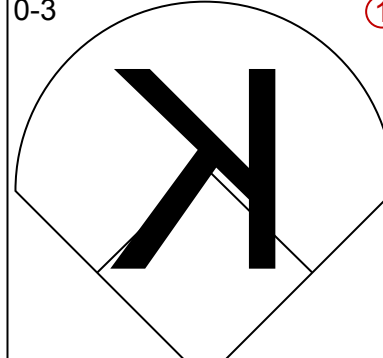
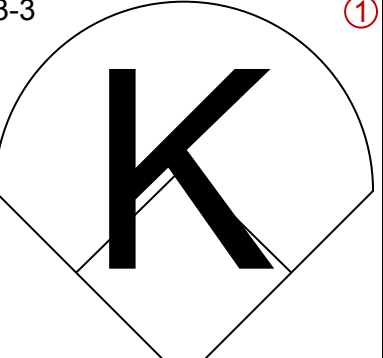
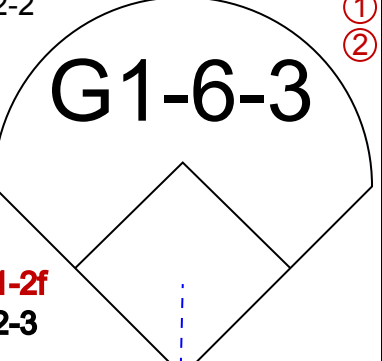
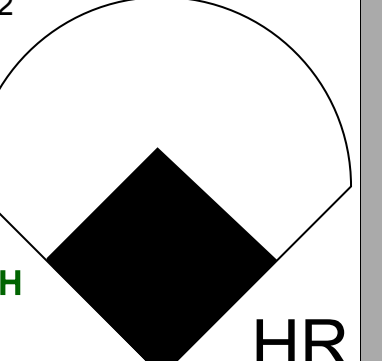

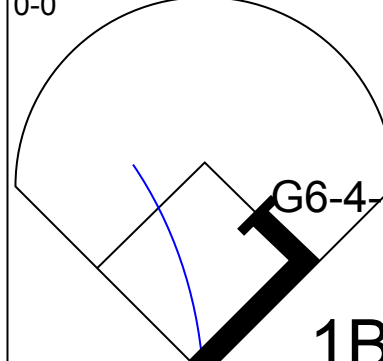
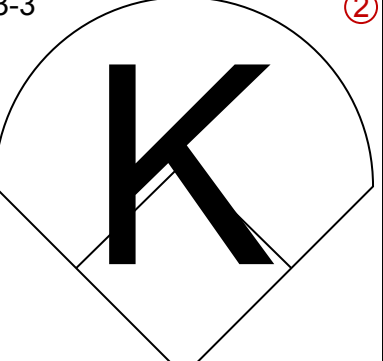
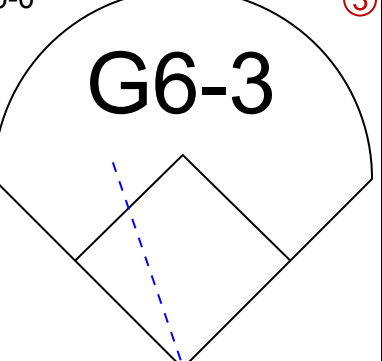
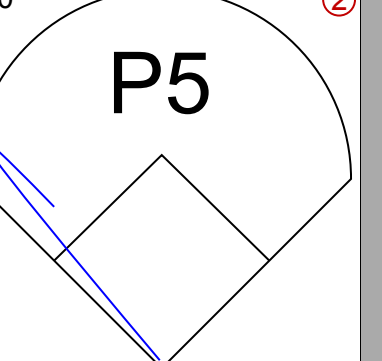
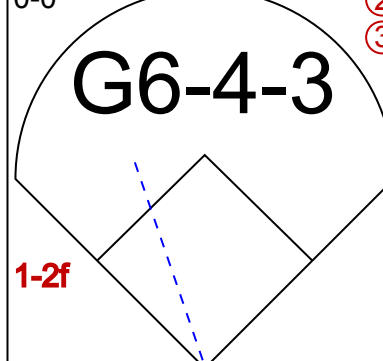
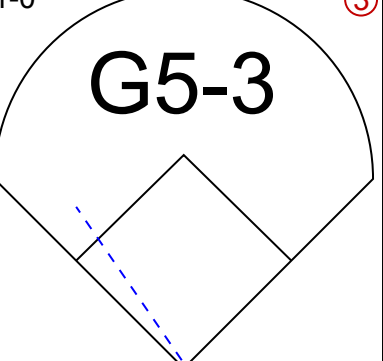
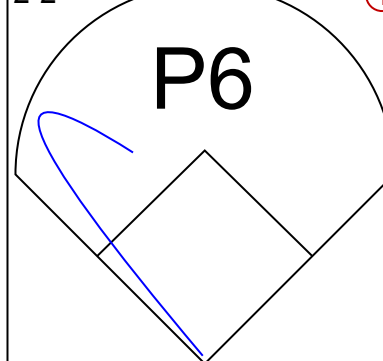
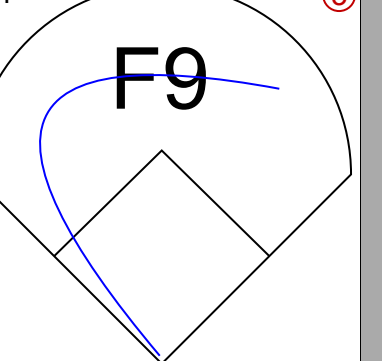
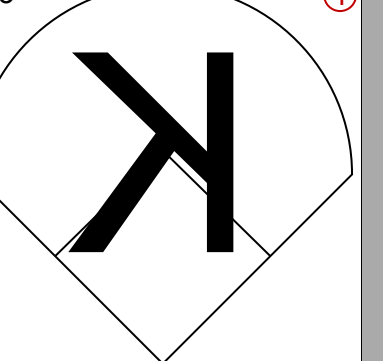
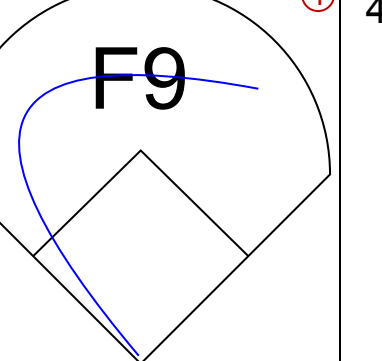
AB	32
R	4
H	8
RBI	4
BB	6
SO	7
LOB	20

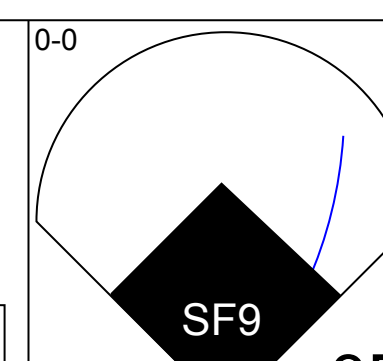
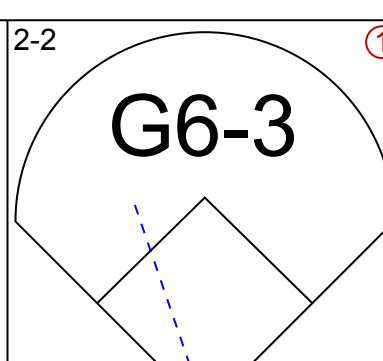
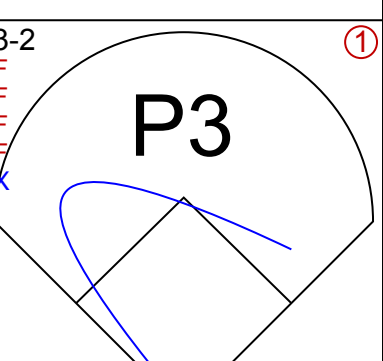
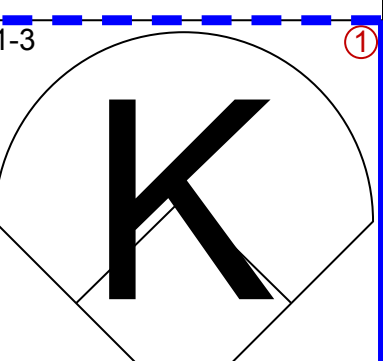
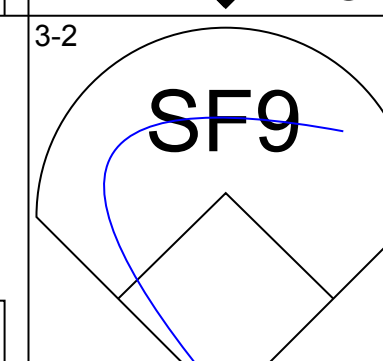
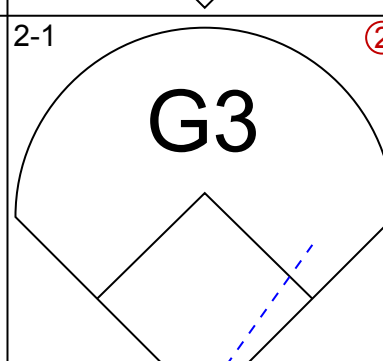
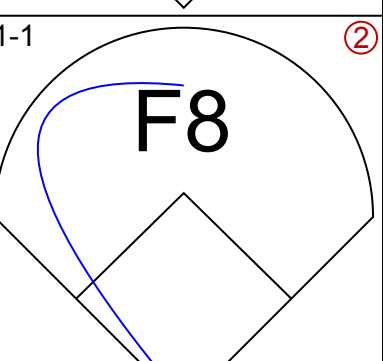
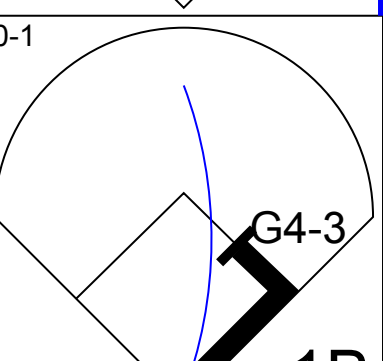
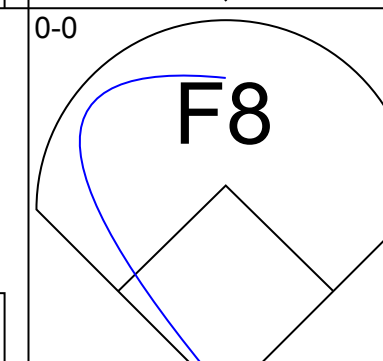
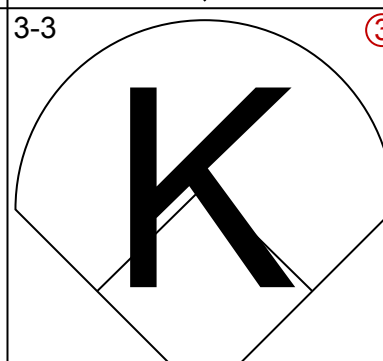
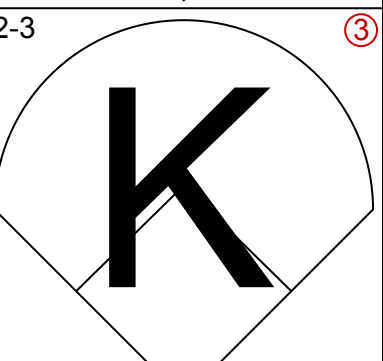
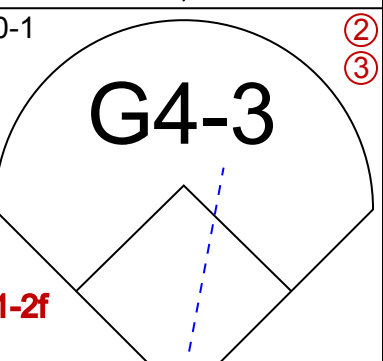
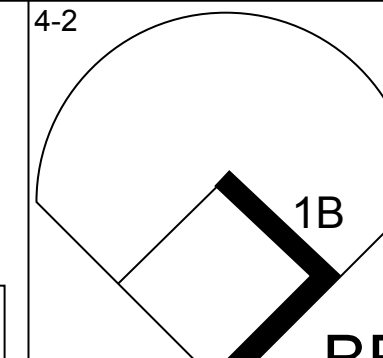
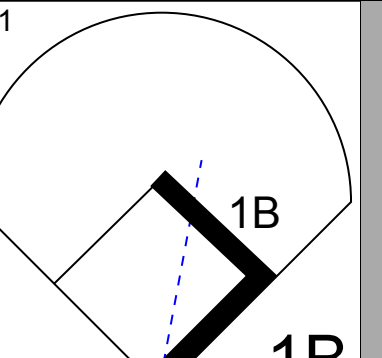

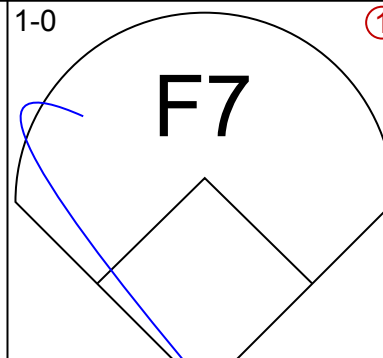
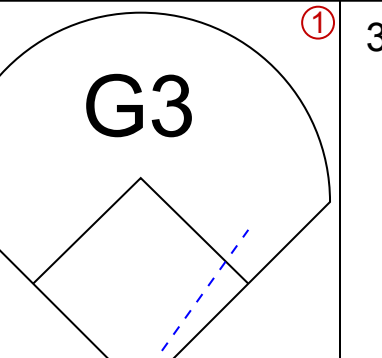
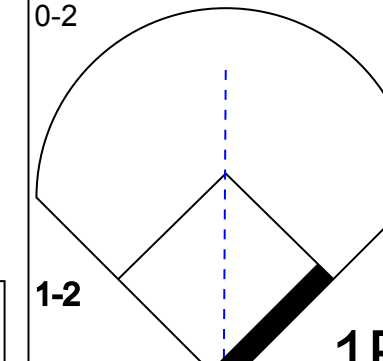

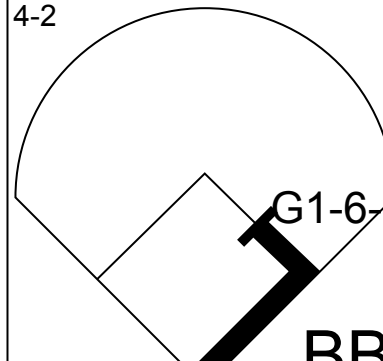
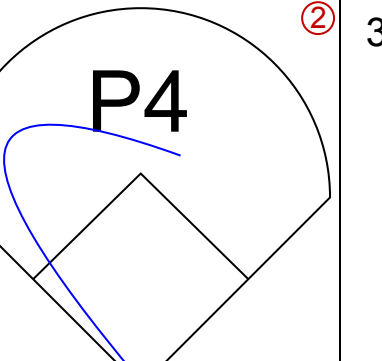
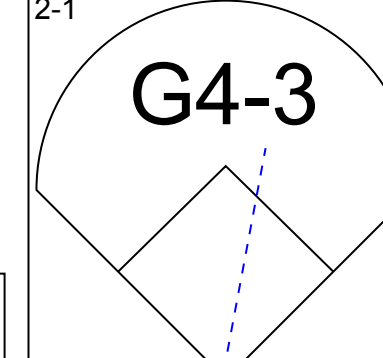
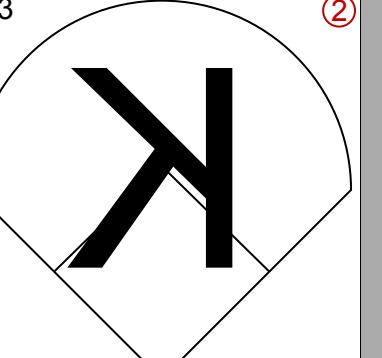
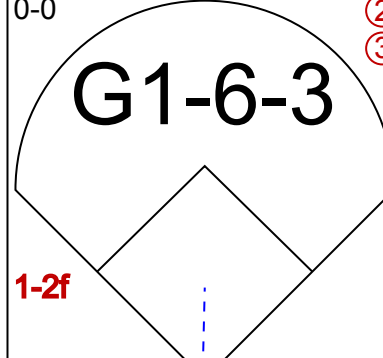
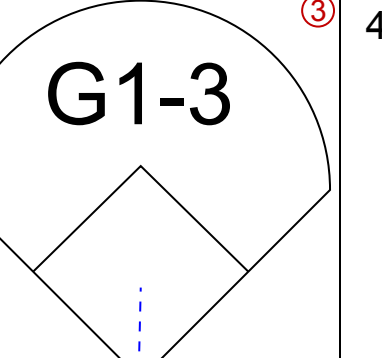
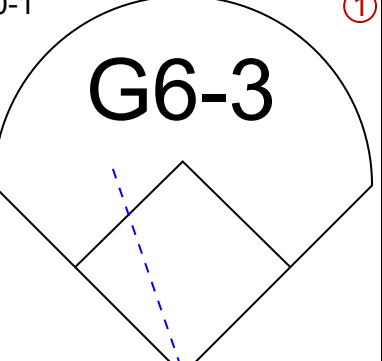
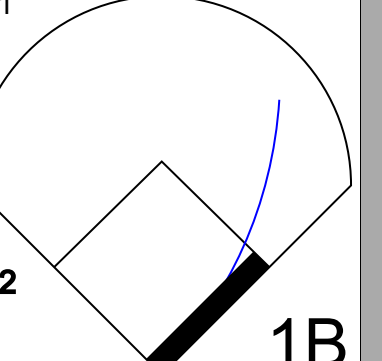
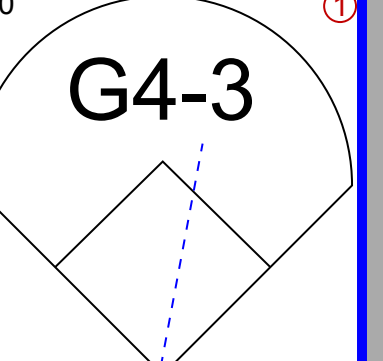
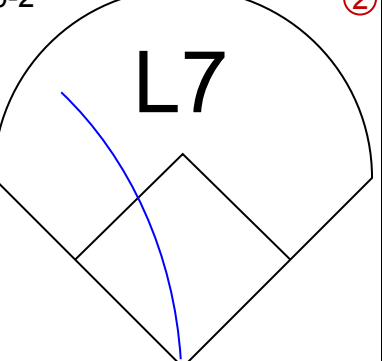

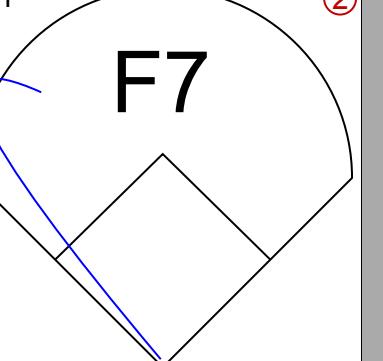
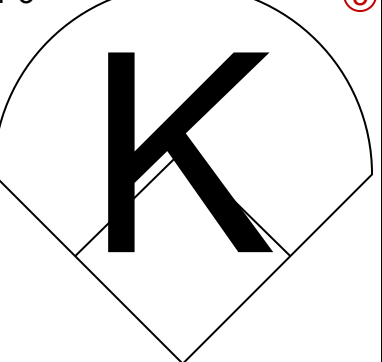
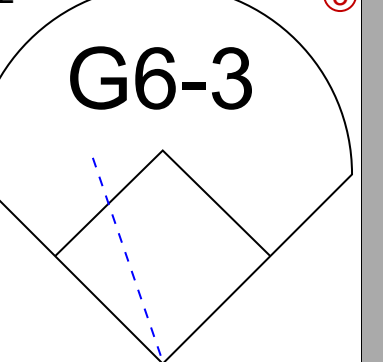


Batter	1	2	3	4	5	6	7	8	9	AB	R	H	RBI	BB	SO	LOB	TOP										
David Eckstein, R (1, 6) OBP: 0.373, SLG: 0.401	G4-3		F9		K		F9			4	0	0	0	0	1	2	Anaheim Angels @ Oakland Athletics Network Associates Coliseum, Oakland, CA Thu Sep 19 2002, 3:35 PM EDT Att: 27,435 - Sunny - 76 F										
Darin Erstad, L (1, 8) OBP: 0.316, SLG: 0.391	G4-3		F7			1B 2B	G4-3			4	1	1	0	0	0	0											
Tim Salmon, R (1, 9) OBP: 0.379, SLG: 0.501	K			K		G5-3		F7		4	0	0	0	0	2	1											
16 Garret Anderson, L (1, 7) OBP: 0.335, SLG: 0.541		G4-3 SF8 2B		G4-3		BB 1B SF9 BB		K		3	2	1	0	1	1	0											
Scott Spiezio, S (1, 3) OBP: 0.375, SLG: 0.435	G4-3			G3		SF9 BB 1B		F9		4	0	1	1	0	0	1											
Troy Glaus, R (1, 5) OBP: 0.351, SLG: 0.452	SF8				1B			G3-1		2	0	1	1	1	0	0											
Brad Fullmer, L (1, 10) OBP: 0.347, SLG: 0.504		1B			1B		SF9	G4-3		3	0	2	1	0	0	0											
Bengie Molina, R (1, 2) OBP: 0.275, SLG: 0.319 Orlando Palmeiro, L (6, PH) OBP: 0.363, SLG: 0.349 José Molina, R (6, 2) OBP: 0.232, SLG: 0.277 Shawn Wooten, R (9, PH) OBP: 0.330, SLG: 0.466	F8				F8		G4-3		K	2	0	0	0	0	0	3											
Adam Kennedy, L (1, 4) OBP: 0.354, SLG: 0.468			F7		L9					3	0	0	0	0	1	2											
Inning Stats	R: 0 E: 0 K: 1 S: 5	H: 0 LOB: 0 BB: 0 P: 8	R: 1 E: 0 K: 0 S: 9	H: 2 LOB: 1 BB: 0 P: 14	R: 0 E: 0 K: 0 S: 8	H: 0 LOB: 0 BB: 0 P: 13	R: 0 E: 0 K: 1 S: 7	H: 2 LOB: 0 BB: 0 P: 12	R: 0 E: 0 K: 1 S: 11	H: 2 LOB: 2 BB: 0 P: 14	R: 2 E: 0 K: 0 S: 11	H: 2 LOB: 2 BB: 0 P: 27	R: 0 E: 0 K: 1 S: 9	H: 0 LOB: 0 BB: 0 P: 9	R: 0 E: 0 K: 1 S: 7	H: 0 LOB: 0 BB: 0 P: 13		R: 0 E: 0 K: 1 S: 9	H: 0 LOB: 0 BB: 0 P: 13	1B: 4 2B: 2 3B: 0 HR: 0	SF: 2 SAC: 0 DP: 0 HBP: 0	WP: 0 PB: 0 SB: 0 CS: 0	PA: 35				
PITCHER	IP	WLS	BF	H	R	ER	SO	BB	IBB	HBP	BLK	WP	HR	S	P	ERA	WHIP										
Tim Hudson, R (1, 1) ERA: 3.03	7.1	W	30	6	3	3	4	2	0	0	0	0	0	63	101	3.68	1.091										
Mike Venfro, L (8, 1) ERA: 4.71	0.1	H	1	0	0	0	1	0	0	0	0	0	0	3	4	0.00	0.000										
Jim Mecir, R (8, 1) ERA: 4.24	0.1	H	1	0	0	0	1	0	0	0	0	0	0	1	1	0.00	0.000										
Billy Koch, R (9, 1) ERA: 2.87	1.0	S	3	0	0	0	1	0	0	0	0	0	0	9	13	0.00	0.000										

Batter	1	2	3	4	5	6	7	8	9	AB	R	H	RBI	BB	SO	LOB	BOTTOM											
Ray Durham, S (1, 10) OBP: 0.374, SLG: 0.450	F9 1B BB	K		F9			L9 SH1-3 BB			2	1	0	0	2	1	3	Anaheim Angels @ Oakland Athletics Network Associates Coliseum, Oakland, CA Thu Sep 19 2002, 3:35 PM EDT Att: 27,435 - Sunny - 76 F											
Scott Hatteberg, L (1, 3) OBP: 0.388, SLG: 0.418 John Mabry, L (8, 3) OBP: 0.320, SLG: 0.517	F9		G4-3		K		SH1-3			3	0	0	0	0	1	1												
Miguel Tejada, R (1, 6) OBP: 0.351, SLG: 0.499	F9 1B		G3-1		P4		L9			4	0	1	1	0	0	1												
3 Eric Chavez, L (1, 5) OBP: 0.345, SLG: 0.523	K		G5-3		F7		G6-3			4	0	0	0	0	1	2												
Jermaine Dye, R (1, 9) OBP: 0.332, SLG: 0.447	FC5-4			G3-6-4 BB		G5-3		K		3	0	0	0	1	1	1												
David Justice, L (1, 7) OBP: 0.382, SLG: 0.429 Eric Byrnes, R (9, 7) OBP: 0.304, SLG: 0.422		G6-3 1B 1B		G3-6-4		HR 1B		K		4	2	2	0	0	1	1												
Mark Ellis, R (1, 4) OBP: 0.342, SLG: 0.390		G6-3 1B		1B BB		L4		K		3	1	1	0	1	1	1												
Terrence Long, L (1, 8) OBP: 0.299, SLG: 0.396		G6-3		1B BB		HR				3	1	2	2	0	0	2												
Ramon Hernandez, R (1, 2) OBP: 0.310, SLG: 0.326		1B		1B		F8				3	0	2	2	0	0	0												
Inning Stats	R: 1 E: 0 K: 1 S: 12	H: 1 LOB: 1 BB: 1 P: 23	R: 1 E: 0 K: 1 S: 16	H: 3 LOB: 1 BB: 0 P: 20	R: 0 E: 0 K: 0 S: 10	H: 0 LOB: 0 BB: 0 P: 13	R: 1 E: 0 K: 0 S: 12	H: 2 LOB: 2 BB: 2 P: 24	R: 0 E: 0 K: 1 S: 9	H: 0 LOB: 0 BB: 0 P: 14	R: 2 E: 0 K: 0 S: 11	H: 2 LOB: 0 BB: 0 P: 18	R: 0 E: 0 K: 0 S: 8	H: 0 LOB: 1 BB: 1 P: 14	R: 0 E: 0 K: 3 S: 10	H: 0 LOB: 0 BB: 0 P: 13		R: 0 E: 0 K: 3 S: 10	H: 0 LOB: 0 BB: 0 P: 13	1B: 7 2B: 0 3B: 0 HR: 1	SF: 0 SAC: 1 DP: 2 HBP: 0	WP: 0 PB: 0 SB: 0 CS: 0	PA: 34					
PITCHER	IP	WLS	BF	H	R	ER	SO	BB	IBB	HBP	BLK	WP	HR	S	P	ERA	WHIP											
Kevin Appier, R (1, 1) ERA: 3.95	5.1	L	24	7	4	4	3	3	0	0	0	0	0	64	102	6.75	1.875											
Brendan Donnelly, R (6, 1) ERA: 2.42	1.1		6	1	1	1	0	1	0	0	0	0	0	1	13	23	6.75	1.500										
Scott Schoeneweis, L (7, 1) ERA: 4.86	0.1		1	0	0	0	0	0	0	0	0	0	0	1	1	0.00	0.000											
Francisco Rodriguez, R (8, 1) ERA:	1.0		3	0	0	0	3	0	0	0	0	0	0	10	13	0.00	0.000											



Batter	1	2	3	4	5	6	7	8	9	AB	R	H	RBI	BB	SO	LOB	TOP					
David Eckstein, R (1, 6) OBP: 0.372, SLG: 0.399										5	1	1	0	0	2	0	Anaheim Angels @ Seattle Mariners Safeco Field, Seattle, WA Fri Sep 20 2002, 7:05 PM PDT Att: 45,663 - Sunny - 66 F					
Darin Erstad, L (1, 8) OBP: 0.315, SLG: 0.390										5	1	1	0	0	1	1						
Tim Salmon, R (1, 9) OBP: 0.381, SLG: 0.511 Alex Ochoa, R (9, 9) OBP: 0.362, SLG: 0.401										3	3	2	2	1	0	0						
16 Garret Anderson, L (1, 7) OBP: 0.336, SLG: 0.546										0	0	0	0	0	0	0						
Scott Spiezio, S (1, 3) OBP: 0.374, SLG: 0.435										4	1	2	3	0	0	1						
Troy Glaus, R (1, 5) OBP: 0.352, SLG: 0.451										3	1	1	0	1	2	0						
Brad Fullmer, L (1, 10) OBP: 0.348, SLG: 0.511										4	1	2	2	0	1	2						
Bengie Molina, R (1, 2) OBP: 0.273, SLG: 0.316										4	0	0	0	0	0	2						
Adam Kennedy, L (1, 4) OBP: 0.351, SLG: 0.463										4	0	0	0	0	1	0						
Inning Stats	R: 1 E: 0 K: 2 S: 10	H: 1 LOB: 0 BB: 0 P: 14	R: 0 E: 0 K: 0 S: 9	H: 1 LOB: 1 BB: 1 P: 15	R: 0 E: 0 K: 0 S: 9	H: 0 LOB: 0 BB: 0 P: 12	R: 4 E: 1 K: 0 S: 17	H: 3 LOB: 0 BB: 0 P: 25	R: 2 E: 0 K: 1 S: 8	H: 3 LOB: 1 BB: 0 P: 13	R: 0 E: 0 K: 1 S: 5	H: 1 LOB: 0 BB: 0 P: 5	R: 1 E: 1 K: 1 S: 20	H: 1 LOB: 2 BB: 1 P: 29	R: 0 E: 0 K: 2 S: 9	H: 0 LOB: 0 BB: 0 P: 16	R: 0 E: 0 K: 1 S: 8	H: 0 LOB: 0 BB: 0 P: 15	1B: 5 2B: 3 3B: 0 HR: 3	SF: 0 SAC: 0 DP: 3 HBP: 0	WP: 0 PB: 0 CS: 1	PA: 38
PITCHER	IP	WLS	BF	H	R	ER	SO	BB	IBB	HBP	BLK	WP	HR	S	P	ERA	WHIP					
Joel Pineiro, R (1, 1) ERA: 3.33	5.0	L	23	8	7	6	3	1	0	0	0	0	3	53	79	10.80	1.800					
John Halama, L (6, 1) ERA: 3.71	3.0		12	2	1	0	4	1	0	0	0	0	0	34	50	0.00	1.000					
Aaron Taylor, R (9, 1) ERA: 12.0	1.0		3	0	0	0	1	0	0	0	0	0	0	8	15	0.00	0.000					

Batter	1	2	3	4	5	6	7	8	9	AB	R	H	RBI	BB	SO	LOB	BOTTOM					
51 Ichiro Suzuki, L (1, 9) OBP: 0.389, SLG: 0.423 Scott Podsednik, L (9, 9) OBP: 0.333, SLG: 0.111										4	1	1	0	0	1	1	Anaheim Angels @ Seattle Mariners Safeco Field, Seattle, WA Fri Sep 20 2002, 7:05 PM PDT Att: 45,663 - Sunny - 66 F					
Mike Cameron, R (1, 8) OBP: 0.342, SLG: 0.442										3	0	1	1	0	0	1						
Edgar Martinez, R (1, 10) OBP: 0.408, SLG: 0.498										4	0	0	0	0	2	2						
John Olerud, L (1, 3) OBP: 0.404, SLG: 0.502										3	0	1	0	1	0	0						
Bret Boone, R (1, 4) OBP: 0.336, SLG: 0.452										3	0	1	0	1	1	1						
Ruben Sierra, S (1, 7) OBP: 0.321, SLG: 0.421										4	0	0	0	0	1	4						
Desi Relaford, S (1, 6) OBP: 0.349, SLG: 0.390 23 Luis Ugueto, S (8, 6) OBP: 0.238, SLG: 0.316										3	0	1	0	0	0	0						
Ben Davis, S (1, 2) OBP: 0.313, SLG: 0.395										3	0	0	0	0	1	2						
Jeff Cirillo, R (1, 5) OBP: 0.301, SLG: 0.328										3	0	1	0	0	1	0						
Inning Stats	R: 1 E: 0 K: 0 S: 13	H: 2 LOB: 2 BB: 1 P: 22	R: 0 E: 0 K: 1 S: 9	H: 0 LOB: 0 BB: 0 P: 10	R: 0 E: 0 K: 1 S: 11	H: 0 LOB: 0 BB: 0 P: 18	R: 0 E: 0 K: 3 S: 14	H: 2 LOB: 2 BB: 0 P: 22	R: 0 E: 0 K: 1 S: 20	H: 1 LOB: 1 BB: 0 P: 27	R: 0 E: 0 K: 0 S: 5	H: 0 LOB: 0 BB: 1 P: 10	R: 0 E: 0 K: 0 S: 6	H: 0 LOB: 0 BB: 0 P: 9	R: 0 E: 0 K: 1 S: 7	H: 1 LOB: 0 BB: 0 P: 8	R: 0 E: 0 K: 0 S: 8	H: 0 LOB: 0 BB: 0 P: 10	1B: 5 2B: 0 3B: 1 HR: 0	SF: 1 SAC: 0 DP: 2 HBP: 0	WP: 0 PB: 0 CS: 0	PA: 33
PITCHER	IP	WLS	BF	H	R	ER	SO	BB	IBB	HBP	BLK	WP	HR	S	P	ERA	WHIP					
Ramon Ortiz, R (1, 1) ERA: 3.79	7.0	W	27	5	1	1	6	2	0	0	0	0	0	78	118	1.29	1.000					
Ben Weber, R (8, 1) ERA: 2.42	2.0		6	1	0	0	1	0	0	0	0	0	0	15	18	0.00	0.500					

AB	36
R	8
H	10
RBI	7
BB	2
SO	8
LOB	9



Batter	1	2	3	4	5	6	7	8	9	AB	R	H	RBI	BB	SO	LOB	TOP				
David Eckstein, R (1, 6) OBP: 0.371, SLG: 0.399	F9		SF9		G1-3			P4		3	0	0	1	0	0	1					
Darin Erstad, L (1, 8) OBP: 0.316, SLG: 0.393	F9		G4-3			G6-3		1B		4	1	1	0	0	0	1					
Tim Salmon, R (1, 9) OBP: 0.394, SLG: 0.510	F8					F7		1B		3	0	1	0	1	0	0					
Alfredo Amezaga, S (8, PR) OBP: 0.500, SLG: 0.700								1B		0	0	0	0	0	0	0					
Alex Ochoa, R (8, 9) OBP: 0.361, SLG: 0.400								1B		0	0	0	0	0	0	0					
16 Garret Anderson, L (1, 7) OBP: 0.334, SLG: 0.541		G4-3			F2			FC6-4		4	0	1	0	0	0	3					
Scott Spiezio, S (1, 3) OBP: 0.372, SLG: 0.432								1B		4	0	1	1	0	1	2					
Benji Gil, R (8, PR) OBP: 0.297, SLG: 0.426					F7					0	0	0	0	0	0	0					
Troy Glaus, R (1, 5) OBP: 0.349, SLG: 0.446								1B		4	0	0	0	0	1	3					
Brad Fullmer, L (1, 10) OBP: 0.349, SLG: 0.512										4	1	3	0	0	1	0					
Bengie Molina, R (1, 2) OBP: 0.274, SLG: 0.322										1	0	0	0	0	0	1					
Otlando Palmeiro, L (9, PH) OBP: 0.362, SLG: 0.348										1	0	0	0	0	0	0					
Adam Kennedy, L (1, 4) OBP: 0.347, SLG: 0.456										4	0	0	0	0	1	4					
Inning Stats	R: 0 E: 0 K: 0 S: 10	H: 0 LOB: 0 BB: 0 P: 14	R: 0 E: 0 K: 1 S: 8	H: 0 LOB: 0 BB: 0 P: 12	R: 1 E: 0 K: 0 S: 10	H: 1 LOB: 1 BB: 0 P: 17	R: 0 E: 0 K: 0 S: 7	H: 0 LOB: 1 BB: 1 P: 14	R: 0 E: 0 K: 1 S: 11	H: 1 LOB: 1 BB: 0 P: 12	R: 0 E: 0 K: 0 S: 7	H: 1 LOB: 1 BB: 0 P: 13	R: 1 E: 0 K: 1 S: 18	H: 3 LOB: 2 BB: 0 P: 22	R: 0 E: 0 K: 1 S: 12	H: 0 LOB: 0 BB: 0 P: 17	1B: 6 2B: 1 3B: 0 HR: 0	SF: 1 SAC: 1 DP: 0 HBP: 1	WP: 0 PB: 0 SB: 0 CS: 0	PA: 36	
PITCHER	IP	WLS	BF	H	R	ER	SO	BB	IBB	HBP	BLK	WP	HR	S	P	ERA	WHIP				
Ryan Franklin, R (1, 1) ERA: 4.06	7.1	W	30	6	2	2	2	1	0	1	0	0	0	70	105	2.46	0.955				
Arthur Rhodes, L (8, 1) ERA: 2.44	0.1	H	2	1	0	0	0	0	0	0	0	0	0	4	5	0.00	3.000				
Jeff Nelson, R (8, 1) ERA: 3.89	1.1	S	4	0	0	0	2	0	0	0	0	0	0	16	23	0.00	0.000				

Anaheim Angels @ Seattle Mariners
Safeco Field, Seattle, WA
Sun Sep 22 2002, 1:35 PM PDT
Att: 45,693 - Sunny - 70 F

AB 32
R 2
H 7
RBI 2
BB 1
SO 4
LOB 15



Batter	1	2	3	4	5	6	7	8	9	AB	R	H	RBI	BB	SO	LOB	BOTTOM				
51 Ichiro Suzuki, L (1, 9) OBP: 0.389, SLG: 0.424	16 2B	L8			G4-3			1B		4	1	2	0	0	0	0					
16 Willie Bloomquist, R (1, 4) OBP: 0.600, SLG: 0.750	FC6-5							1B		4	1	4	2	0	0	0					
Edgar Martinez, R (1, 10) OBP: 0.405, SLG: 0.489	K							1B		3	0	0	0	1	2	4					
Ruben Sierra, S (1, 7) OBP: 0.319, SLG: 0.418	FC6-5									3	0	0	0	0	0	4					
Charles Gipson, R (7, 7) OBP: 0.353, SLG: 0.368	BB									0	0	0	0	0	0	0					
Desi Relaford, S (7, PH) OBP: 0.350, SLG: 0.389	BB									1	0	0	0	0	0	2					
John Olerud, L (1, 3) OBP: 0.402, SLG: 0.498	BB									2	0	0	1	1	0	0					
Jose Offerman, S (8, PR) OBP: 0.320, SLG: 0.335	BB									0	0	0	0	0	0	0					
Mike Cameron, R (1, 8) OBP: 0.343, SLG: 0.441	BB									2	0	1	0	1	1	0					
Carlos Guillen, S (1, 6) OBP: 0.331, SLG: 0.402	G4-3									4	0	0	0	0	1	7					
Dan Wilson, R (1, 2) OBP: 0.332, SLG: 0.406		F8								4	1	1	0	0	1	2					
Jeff Cirillo, R (1, 5) OBP: 0.300, SLG: 0.328		F8								2	0	0	0	0	0	0					
Inning Stats	R: 1 E: 0 K: 1 S: 15	H: 2 LOB: 3 BB: 2 P: 27	R: 0 E: 0 K: 0 S: 6	H: 0 LOB: 0 BB: 0 P: 7	R: 0 E: 0 K: 1 S: 6	H: 1 LOB: 0 BB: 0 P: 10	R: 0 E: 0 K: 2 S: 10	H: 0 LOB: 0 BB: 0 P: 12	R: 0 E: 0 K: 0 S: 7	H: 0 LOB: 0 BB: 0 P: 12	R: 1 E: 0 K: 0 S: 16	H: 2 LOB: 2 BB: 1 P: 27	R: 1 E: 0 K: 0 S: 9	H: 3 LOB: 2 BB: 0 P: 12	R: 0 E: 1 K: 1 S: 9	H: 0 LOB: 2 BB: 0 P: 13	1B: 5 2B: 3 3B: 0 HR: 0	SF: 1 SAC: 2 DP: 1 HBP: 0	WP: 1 PB: 0 SB: 0 CS: 0	PA: 35	
PITCHER	IP	WLS	BF	H	R	ER	SO	BB	IBB	HBP	BLK	WP	HR	S	P	ERA	WHIP				
Jarrod Washburn, L (1, 1) ERA: 3.15	6.1	L	29	8	3	3	4	3	0	0	0	0	0	66	104	4.26	1.737				
Ben Weber, R (7, 1) ERA: 2.41	0.1		1	0	0	0	0	0	0	0	0	0	0	2	2	0.00	0.000				
Scott Schoeneweis, L (7, 1) ERA: 4.85	0.1		2	0	0	0	0	0	0	0	0	0	0	3	3	0.00	0.000				
Brendan Donnelly, R (8, 1) ERA: 2.35	1.0		3	0	0	0	1	0	0	0	0	0	0	7	11	0.00	0.000				

Anaheim Angels @ Seattle Mariners
Safeco Field, Seattle, WA
Sun Sep 22 2002, 1:35 PM PDT
Att: 45,693 - Sunny - 70 F

AB 29
R 3
H 8
RBI 3
BB 3
SO 5
LOB 19



Batter	1	2	3	4	5	6	7	8	9	AB	R	H	RBI	BB	SO	LOB	TOP								
David Eckstein, R (1, 6) OBP: 0.369, SLG: 0.396	F7		F8		L5		K			4	0	0	0	0	1	4									
Darin Erstad, L (1, 8) OBP: 0.314, SLG: 0.391	K			F8		G6-3		P4		4	0	0	0	0	1	0									
Tim Salmon, R (1, 9) OBP: 0.362, SLG: 0.595					G3-1		F9		E8	4	0	0	0	0	0	0									
Alfredo Amezaga, S (6, PR) OBP: 0.500, SLG: 0.700	G6-3								16 L9	0	0	0	0	0	0	0									
Alex Ochoa, R (8, 9) OBP: 0.361, SLG: 0.400										0	0	0	0	0	0	0									
16 Garret Anderson, L (1, 7) OBP: 0.335, SLG: 0.546									L9	4	1	2	1	0	0	1									
Brad Fullmer, L (1, 10) OBP: 0.349, SLG: 0.510																									
Shawn Wooten, R (8, PH) OBP: 0.342, SLG: 0.466																									
Julio Ramirez, R (6, PR) OBP: 0.357, SLG: 0.480																									
Troy Glaus, R (1, 5) OBP: 0.350, SLG: 0.446																									
Scott Spiezio, S (1, 3) OBP: 0.373, SLG: 0.433																									
Bengie Molina, R (1, 2) OBP: 0.275, SLG: 0.325																									
9 Chone Figgins, S (7, PR) OBP: 0.143, SLG: 0.143																									
José Molina, R (7, 2) OBP: 0.252, SLG: 0.277																									
Orlando Palmeiro, L (9, PH) OBP: 0.360, SLG: 0.347																									
Adam Kennedy, L (1, 4) OBP: 0.344, SLG: 0.452																									
Inning Stats	R: 0 E: 0 K: 1 S: 11	H: 0 LOB: 0 BB: 0 P: 15	R: 0 E: 0 K: 0 S: 7	H: 1 LOB: 1 BB: 0 P: 13	R: 0 E: 0 K: 0 S: 11	H: 0 LOB: 0 BB: 0 P: 15	R: 0 E: 0 K: 0 S: 5	H: 1 LOB: 1 BB: 0 P: 7	R: 0 E: 0 K: 1 S: 12	H: 1 LOB: 2 BB: 1 P: 21	R: 1 E: 0 K: 0 S: 9	H: 1 LOB: 1 BB: 0 P: 12	R: 0 E: 0 K: 2 S: 8	H: 1 LOB: 2 BB: 0 P: 15	R: 0 E: 1 K: 0 S: 13	H: 0 LOB: 3 BB: 1 P: 21	R: 0 E: 0 K: 0 S: 7	H: 1 LOB: 0 BB: 0 P: 11	1B: 4 2B: 1 3B: 0 HR: 1	SF: 0 SAC: 1 DP: 0 HBP: 1	WP: 1 PB: 0 SB: 0 CS: 1	PA: 36			
PITCHER	IP	WLS	BF	H	R	ER	SO	BB	IBB	HBP	BLK	WP	HR	S	P	ERA	WHIP								
53 Joaquin Benoit, R (1, 1) ERA: 4.65	7.0	W	28	5	1	1	4	1	0	1	0	1	1	63	98	1.29	0.857								
Rudy Seanez, R (8, 1) ERA: 6.03	0.1	H	2	0	0	0	0	0	0	0	0	0	0	4	5	0.00	0.000								
Rich Rodriguez, L (8, 1) ERA: 5.4	0.1	H	1	0	0	0	0	0	0	0	0	0	0	2	2	0.00	0.000								
Jay Powell, R (8, 1) ERA: 3.59	0.1	H	2	0	0	0	0	1	0	0	0	0	0	7	14	0.00	3.000								
Francisco Cordero, R (9, 1) ERA: 1.98	1.0	S	3	1	0	0	0	0	0	0	0	0	0	7	11	0.00	1.000								

Anaheim Angels @ Texas Rangers
The Ballpark at Arlington, Arlington, TX
Tue Sep 24 2002, 8:05 PM EDT
Att: 21,869 - Cloudy - 77 F

AB 32
R 1
H 6
RBI 1
BB 2
SO 4
LOB 15



Batter	1	2	3	4	5	6	7	8	9	AB	R	H	RBI	BB	SO	LOB	BOTTOM								
10 Michael Young, R (1, 4) OBP: 0.310, SLG: 0.389	G5-3 1B		K	F8			G4-3 1B			4	0	2	0	0	1	3									
Mike Lamb, L (1, 10) OBP: 0.350, SLG: 0.403	F7		G3-1			K	G4-3			4	0	0	0	0	1	2									
Alex Rodriguez, R (1, 6) OBP: 0.391, SLG: 0.627	G5-3 1-2		K			G6-3				3	0	0	0	1	1	1									
Rafael Palmeiro, L (1, 3) OBP: 0.391, SLG: 0.577	P5			P5		K	G4-3			4	0	0	0	0	1	3									
Ivan Rodriguez, R (1, 2) OBP: 0.354, SLG: 0.535																									
Todd Hollandsworth, L (1, 7) OBP: 0.345, SLG: 0.466																									
Kevin Mench, R (1, 9) OBP: 0.332, SLG: 0.452																									
Donnie Sadler, R (9, 9) OBP: 0.212, SLG: 0.206																									
9 Hank Blalock, L (1, 5) OBP: 0.294, SLG: 0.313																									
Ruben Rivera, R (1, 8) OBP: 0.290, SLG: 0.315																									
Inning Stats	R: 0 E: 0 K: 0 S: 11	H: 1 LOB: 1 BB: 0 P: 15	R: 0 E: 1 K: 0 S: 9	H: 2 LOB: 2 BB: 0 P: 14	R: 0 E: 0 K: 2 S: 10	H: 0 LOB: 0 BB: 0 P: 15	R: 1 E: 0 K: 0 S: 14	H: 3 LOB: 3 BB: 1 P: 25	R: 0 E: 0 K: 2 S: 12	H: 0 LOB: 0 BB: 0 P: 18	R: 1 E: 0 K: 2 S: 10	H: 1 LOB: 0 BB: 0 P: 14	R: 0 E: 0 K: 0 S: 18	H: 1 LOB: 2 BB: 1 P: 27	R: 0 E: 0 K: 2 S: 10	H: 0 LOB: 0 BB: 0 P: 12	R: 0 E: 0 K: 0 S: 7	H: 0 LOB: 0 BB: 0 P: 11	1B: 7 2B: 0 3B: 0 HR: 1	SF: 0 SAC: 0 DP: 0 HBP: 0	WP: 0 PB: 0 SB: 0 CS: 0	PA: 34			
PITCHER	IP	WLS	BF	H	R	ER	SO	BB	IBB	HBP	BLK	WP	HR	S	P	ERA	WHIP								
Kevin Appier, R (1, 1) ERA: 3.92	6.0	L	26	7	2	2	6	1	0	0	0	0	0	12	18	0.00	1.500								
Brendan Donnelly, R (7, 1) ERA: 2.31	0.2		4	1	0	0	0	0	1	0	0	0	0	6	9	0.00	0.000								
Scott Schoeneweis, L (7, 1) ERA: 4.83	0.1		1	0	0	0	0	0	0	0	0	0	0	6	9	0.00	0.000								
Ben Weber, R (8, 1) ERA: 2.38	1.0		3	0	0	0	2	0	0	0	0	0	0	10	12	0.00	0.000								

Anaheim Angels @ Texas Rangers
The Ballpark at Arlington, Arlington, TX
Tue Sep 24 2002, 8:05 PM EDT
Att: 21,869 - Cloudy - 77 F

AB 32
R 2
H 8
RBI 2
BB 2
SO 8
LOB 13



Batter	1	2	3	4	5	6	7	8	9	AB	R	H	RBI	BB	SO	LOB	TOP								
David Eckstein, R (1, 6) OBP: 0.366, SLG: 0.393	G4-3		G4-3			F9		F7	K	5	0	0	0	0	1	6									
Darin Erstad, L (1, 8) OBP: 0.312, SLG: 0.388	F9			L3				G4-3		4	0	0	0	0	1	2									
Tim Salmon, R (1, 9) OBP: 0.362, SLG: 0.593				L5						2	0	0	0	2	0	0									
9 Chone Figgins, S (6, PR) OBP: 0.143, SLG: 0.143	G6-3									0	0	0	0	0	0	0									
Alex Ochoa, R (8, 9) OBP: 0.361, SLG: 0.400										0	0	0	0	0	0	0									
16 Garret Anderson, L (1, 7) OBP: 0.333, SLG: 0.542										4	0	0	0	0	2	2									
Shawn Wooten, R (1, 10) OBP: 0.339, SLG: 0.458										4	0	1	0	0	1	2									
Troy Glaus, R (1, 5) OBP: 0.350, SLG: 0.450										4	1	1	1	0	1	1									
Scott Spiezio, S (1, 3) OBP: 0.372, SLG: 0.431										4	1	1	0	0	0	1									
Bengie Molina, R (1, 2) OBP: 0.276, SLG: 0.326										2	0	1	0	0	0	0									
Otlando Palmeiro, L (9, PH) OBP: 0.363, SLG: 0.349										1	1	1	0	0	0	0									
Benji Gil, R (1, 4) OBP: 0.313, SLG: 0.444										2	0	2	1	1	0	0									
Brad Fullmer, L (9, PH) OBP: 0.351, SLG: 0.511										1	0	1	1	0	0	0									
Alfredo Amezaga, S (9, PR) OBP: 0.500, SLG: 0.700										0	0	0	0	0	0	0									
Inning Stats	R: 0 E: 0 K: 0 S: 8	H: 0 LOB: 0 BB: 0 P: 13	R: 0 E: 0 K: 0 S: 5	H: 0 LOB: 0 BB: 0 P: 10	R: 0 E: 0 K: 0 S: 12	H: 1 LOB: 1 BB: 0 P: 18	R: 0 E: 0 K: 1 S: 6	H: 0 LOB: 0 BB: 0 P: 8	R: 1 E: 0 K: 1 S: 15	H: 3 LOB: 2 BB: 0 P: 22	R: 0 E: 0 K: 2 S: 11	H: 0 LOB: 1 BB: 1 P: 17	R: 1 E: 0 K: 0 S: 11	H: 2 LOB: 2 BB: 1 P: 20	R: 0 E: 0 K: 1 S: 5	H: 0 LOB: 1 BB: 1 P: 12	R: 1 E: 0 K: 1 S: 16	H: 2 LOB: 1 BB: 0 P: 24	1B: 6 2B: 1 3B: 0 HR: 1	SF: 0 SAC: 1 DP: 1 HBP: 0	WP: 1 PB: 0 SB: 0 CS: 0	PA: 37			
PITCHER	IP	WLS	BF	H	R	ER	SO	BB	IBB	HBP	BLK	WP	HR	S	P	ERA	WHIP								
Kenny Rogers, L (1, 1) ERA: 3.94	7.0		29	6	2	2	4	2	0	0	0	0	1	68	108	2.57	1.143								
Rudy Seanez, R (8, 1) ERA: 5.85	1.0	W	3	0	0	0	1	1	0	0	0	0	0	5	12	0.00	1.000								
Francisco Cordero, R (9, 1) ERA: 1.83	1.0	S	5	2	1	1	1	0	0	0	0	1	0	16	24	9.00	2.000								

Anaheim Angels @ Texas Rangers
The Ballpark at Arlington, Arlington, TX
Wed Sep 25 2002, 8:05 PM EDT
Att: 20,976 - Sunny - 81 F

AB 33
R 3
H 8
RBI 3
BB 3
SO 6
LOB 14



Batter	1	2	3	4	5	6	7	8	9	AB	R	H	RBI	BB	SO	LOB	BOTTOM								
10 Michael Young, R (1, 4) OBP: 0.309, SLG: 0.386	G5-3		G5-3			G6-3		F9		4	0	0	1	1	0	0									
9 Hank Blalock, L (1, 5) OBP: 0.304, SLG: 0.336										3	1	1	1	2	1	3									
Alex Rodriguez, R (1, 6) OBP: 0.393, SLG: 0.632										3	1	2	1	1	0	1									
Rafael Palmeiro, L (1, 3) OBP: 0.391, SLG: 0.581										3	1	1	1	1	0	3									
Ivan Rodriguez, R (1, 2) OBP: 0.353, SLG: 0.535										4	1	1	0	0	0	3									
Todd Hollandsworth, L (1, 7) OBP: 0.345, SLG: 0.464										2	0	0	0	1	0	1									
Kevin Mench, R (1, 9) OBP: 0.329, SLG: 0.447										4	0	0	0	0	2	2									
Travis Hafner, L (1, 10) OBP: 0.344, SLG: 0.421										3	0	1	0	1	1	1									
Ruben Rivera, R (1, 8) OBP: 0.287, SLG: 0.311										2	0	0	0	0	0	1									
Mike Lamb, L (7, PH) OBP: 0.349, SLG: 0.401										1	0	0	0	0	0	0									
Donnie Sadler, R (8, 8) OBP: 0.219, SLG: 0.206										0	0	0	0	0	0	0									
Inning Stats	R: 0 E: 0 K: 0 S: 8	H: 1 LOB: 2 BB: 1 P: 17	R: 0 E: 0 K: 0 S: 9	H: 1 LOB: 1 BB: 0 P: 14	R: 2 E: 0 K: 0 S: 13	H: 2 LOB: 1 BB: 1 P: 23	R: 0 E: 0 K: 1 S: 9	H: 0 LOB: 0 BB: 0 P: 14	R: 0 E: 0 K: 1 S: 9	H: 0 LOB: 1 BB: 1 P: 16	R: 0 E: 0 K: 1 S: 14	H: 0 LOB: 1 BB: 1 P: 21	R: 0 E: 0 K: 1 S: 11	H: 0 LOB: 2 BB: 2 P: 23	R: 2 E: 0 K: 1 S: 11	H: 2 LOB: 3 BB: 2 P: 23	1B: 2 2B: 1 3B: 0 HR: 3	SF: 0 SAC: 1 DP: 0 HBP: 1	WP: 0 PB: 0 SB: 0 CS: 0	PA: 38					
PITCHER	IP	WLS	BF	H	R	ER	SO	BB	IBB	HBP	BLK	WP	HR	S	P	ERA	WHIP								
Ramon Ortiz, R (1, 1) ERA: 3.77	6.0		26	4	2	2	3	4	0	0	0	0	2	57	100	3.00	1.333								
Brendan Donnelly, R (7, 1) ERA: 2.27	1.0		4	0	0	0	0	1	0	0	0	0	0	14	21	0.00	1.000								
Scott Schoeneweis, L (8, 1) ERA: 4.91	0.0	L	1	1	1	1	0	0	0	0	0	0	1	3	6	∞	∞								
Ben Weber, R (8, 1) ERA: 2.49	0.1		2	1	1	0	0	0	0	0	0	0	0	2	2	0.00	3.000								
Francisco Rodriguez, R (8, 1) ERA:	0.2		5	0	1	1	1	1	1	1	0	0	0	6	15	13.50	1.500								

Anaheim Angels @ Texas Rangers
The Ballpark at Arlington, Arlington, TX
Wed Sep 25 2002, 8:05 PM EDT
Att: 20,976 - Sunny - 81 F

AB 29
R 4
H 6
RBI 4
BB 7
SO 4
LOB 15



Batter	1	2	3	4	5	6	7	8	9	AB	R	H	RBI	BB	SO	LOB	TOP										
David Eckstein, R (1, 6) OBP: 0.365, SLG: 0.390	G5-3		L1-3			SH5-3 16 HR BB	F8	G6-3		4	1	0	0	1	0	1	Anaheim Angels @ Texas Rangers The Ballpark at Arlington, Arlington, TX Thu Sep 26 2002, 3:05 PM EDT Att: 21,774 - Sunny - 81 F										
Darin Erstad, L (1, 8) OBP: 0.313, SLG: 0.388	K			E7 2B	SH5-3		HR BB	1B		3	2	1	0	1	1	0											
Tim Salmon, R (1, 9) OBP: 0.393, SLG: 0.509	P4			K	16 HR 1B		HR	F9		4	2	2	3	0	1	2											
Alex Ochoa, R (7, 9) OBP: 0.360, SLG: 0.399							HR			1	0	0	0	0	0	1											
16 Garret Anderson, L (1, 7) OBP: 0.334, SLG: 0.545	F2			2B G5-3 BB			G3			4	2	1	3	1	0	1											
Brad Fullmer, L (1, 10) OBP: 0.351, SLG: 0.511		G6-3		2B			G3-1		F5	4	0	1	1	1	0	0											
Troy Glas, R (1, 5) OBP: 0.348, SLG: 0.447	K			2B			HR BB		L6	4	1	0	1	1	2	2											
Scott Spiezio, S (1, 3) OBP: 0.373, SLG: 0.437	F9						HR BB		K	3	1	1	2	1	0	1											
Bengie Molina, R (1, 2) OBP: 0.274, SLG: 0.323			K	F8			K2-3	F8		4	0	0	0	0	2	2											
Adam Kennedy, L (1, 4) OBP: 0.345, SLG: 0.453			L1-3 1B			SH5-3 BB 1B	F7	G4-3		4	1	2	0	0	0	0											
Inning Stats	R: 0 E: 0 K: 1 S: 9	H: 0 LOB: 1 BB: 0 P: 13	R: 0 E: 0 K: 1 S: 8	H: 0 LOB: 0 BB: 0 P: 9	R: 0 E: 0 K: 1 S: 9	H: 1 LOB: 0 BB: 0 P: 15	R: 2 E: 1 K: 1 S: 11	H: 1 LOB: 2 BB: 2 P: 25	R: 4 E: 0 K: 0 S: 12	H: 3 LOB: 1 BB: 2 P: 24	R: 0 E: 0 K: 1 S: 10	H: 0 LOB: 0 BB: 0 P: 12	R: 4 E: 0 K: 0 S: 16	H: 2 LOB: 0 BB: 2 P: 31	R: 0 E: 0 K: 0 S: 8	H: 1 LOB: 1 BB: 0 P: 8	R: 0 E: 0 K: 1 S: 5	H: 0 LOB: 0 BB: 0 P: 9	1B: 4 2B: 2 3B: 0 HR: 3	SF: 0 SAC: 1 DP: 1 HBP: 0	WP: 1 PB: 0 SB: 1 CS: 0	PA: 42					
PITCHER	IP	WLS	BF	H	R	ER	SO	BB	IBB	HBP	BLK	WP	HR	S	P	ERA	WHIP										
Colby Lewis, R (1, 1) ERA: 6.29	4.1	L	23	5	6	4	4	3	1	0	0	1	1	43	80	8.31	1.846										
Todd Van Poppel, R (5, 1) ERA: 5.5	1.2		7	1	2	2	1	1	0	0	0	0	1	20	28	10.80	1.200										
Juan Alvarez, L (7, 1) ERA: 4.35	1.0		5	1	2	2	0	1	0	0	0	0	1	12	21	18.00	2.000										
Dan Kolb, R (8, 1) ERA: 3.77	1.0		4	1	0	0	0	0	0	0	0	0	0	8	8	0.00	1.000										
Aaron Myette, R (9, 1) ERA: 10.06	1.0		3	0	0	0	1	0	0	0	0	0	0	5	9	0.00	0.000										

Batter	1	2	3	4	5	6	7	8	9	AB	R	H	RBI	BB	SO	LOB	BOTTOM										
10 Michael Young, R (1, 4) OBP: 0.309, SLG: 0.385	G6-4-3 1B		G4-3				G6-3	G4-3		5	0	1	0	0	0	3	Anaheim Angels @ Texas Rangers The Ballpark at Arlington, Arlington, TX Thu Sep 26 2002, 3:05 PM EDT Att: 21,774 - Sunny - 81 F										
Mike Lamb, L (1, 7) OBP: 0.350, SLG: 0.411	G6-4-3		BLK 1B		G5-3		G4-3		HR	5	1	2	1	0	0	1											
Alex Rodriguez, R (1, 6) OBP: 0.392, SLG: 0.629			K		K		K		K	3	0	0	0	1	3	1											
Jason Hart, R (8, 7) OBP: 0.273, SLG: 0.222			BB							1	0	0	0	0	1	0											
Rafael Palmeiro, L (1, 10) OBP: 0.391, SLG: 0.579	K		G3				9 1B 1B	F5	BB	4	1	1	0	1	1	3											
Herbert Perry, R (1, 3) OBP: 0.333, SLG: 0.482	K						9 1B 1B	G5-3	K	5	1	2	1	0	2	3											
Todd Hollandsworth, L (1, 9) OBP: 0.344, SLG: 0.463			L3				P4		F7	1	0	0	0	0	0	0											
Kevin Mench, R (3, 9) OBP: 0.329, SLG: 0.448								1B HBP 2B		4	1	1	0	0	0	3											
Todd Greene, R (1, 2) OBP: 0.296, SLG: 0.592							K	HBP 9 BB 1B		4	1	3	1	0	1	2											
9 Hank Blalock, L (1, 5) OBP: 0.309, SLG: 0.336			F7				1-2 2H 1B		HBP BB	3	0	1	1	1	0	1											
Ruben Rivera, R (1, 8) OBP: 0.283, SLG: 0.307										2	0	0	0	0	0	1											
Travis Hafner, L (6, PH) OBP: 0.338, SLG: 0.414							G4-3			1	0	0	0	0	0	2											
Donnie Sadler, R (7, 8) OBP: 0.226, SLG: 0.206								1-2 2-3 3H	HBP	0	0	0	1	0	0	0											
Inning Stats	R: 0 E: 0 K: 2 S: 15	H: 1 LOB: 2 BB: 1 P: 27	R: 1 E: 0 K: 0 S: 13	H: 1 LOB: 0 BB: 0 P: 19	R: 0 E: 0 K: 1 S: 9	H: 1 LOB: 1 BB: 0 P: 14	R: 1 E: 0 K: 0 S: 7	H: 2 LOB: 1 BB: 0 P: 12	R: 0 E: 0 K: 1 S: 9	H: 0 LOB: 0 BB: 0 P: 16	R: 1 E: 0 K: 1 S: 20	H: 3 LOB: 2 BB: 0 P: 30	R: 0 E: 0 K: 1 S: 7	H: 0 LOB: 0 BB: 0 P: 11	R: 1 E: 0 K: 0 S: 14	H: 2 LOB: 3 BB: 1 P: 24	R: 1 E: 0 K: 2 S: 18	H: 1 LOB: 1 BB: 1 P: 32	1B: 7 2B: 1 3B: 0 HR: 3	SF: 0 SAC: 0 DP: 0 HBP: 1	WP: 0 PB: 0 SB: 0 CS: 0	PA: 42					
PITCHER	IP	WLS	BF	H	R	ER	SO	BB	IBB	HBP	BLK	WP	HR	S	P	ERA	WHIP										
41 John Lackey, R (1, 1) ERA: 3.88	5.0	W	23	7	3	3	4	1	0	0	1	0	0	15	22	0.00	1.000										
Brendan Donnelly, R (6, 1) ERA: 2.22	1.0	H	4	1	0	0	1	0	0	0	0	0	0	1	2	0.00	1.000										
Ben Weber, R (7, 1) ERA: 2.54	2.0		10	2	1	1	1	1	0	1	0	0	0	21	35	4.50	1.500										
Troy Percival, R (9, 1) ERA: 1.79	1.0		5	1	1	1	2	1	0	0	0	0	1	18	32	9.00	2.000										

AB	35
R	10
H	8
RBI	10
BB	6
SO	6
LOB	10



AB	38
R	5
H	11
RBI	5
BB	3
SO	8
LOB	20



Batter	1	2	3	4	5	6	7	8	9	AB	R	H	RBI	BB	SO	LOB	TOP								
51 Ichiro Suzuki, L (1, 9) OBP: 0.388, SLG: 0.425	0-0 1B		2-0 F7		0-2 G4-3		2-0 16 2B	0-3 K		5	1	2	0	0	1	5									
16 Willie Bloomquist, R (1, 4) OBP: 0.526, SLG: 0.516	1-1 F3		0-1 FC5-4		2-2 E		1-1 HR		0-1 L4	5	1	2	3	0	0	2									
Edgar Martinez, R (1, 10) OBP: 0.403, SLG: 0.485 Carlos Guillen, S (7, PR)	2-2 F9		3-2 G5-3		3-2 E5		4-2 HR		2-3 K	3	0	0	0	1	0	3									
John Olerud, L (1, 3) OBP: 0.403, SLG: 0.490 Ben Davis, S (7, PH)	0-2 F7			0-0 L7		2-1 G3			4-2 BB	3	0	0	0	0	0	3									
23 Luis Ugueto, S (9, PR) OBP: 0.280, SLG: 0.348									2-3 BB	0	0	0	0	0	0	0									
Mike Cameron, R (1, 8) OBP: 0.340, SLG: 0.442		0-1 G6-3		1-1 G6-3		0-0 F9			2-3 K	5	0	0	0	0	2	2									
Desi Relaford, S (1, 6) OBP: 0.336, SLG: 0.374		0-0 G4-3		1-1 F7		0-1 F9			2-3 K	4	0	0	0	0	1	0									
Scott Podsednik, L (1, 7) OBP: 0.320, SLG: 0.350		4-1 BB			2-2 F9		2-3 K		3-2 G4-3	3	0	0	0	1	1	0									
Dan Wilson, R (1, 2) OBP: 0.326, SLG: 0.396 Pat Borders, R (5, 2) OBP: 0.500, SLG: 0.750		1-3 K			4-2 51 G4-3 16 1B		1-2 G6-3		0-1 1B	1	1	0	0	1	1	1									
Jeff Cirillo, R (1, 5) OBP: 0.301, SLG: 0.328			1-1 16 FC5-4 1B		0-1 16 1B		1-0 F8		0-0 1B	4	1	3	0	0	0	0									
Inning Stats	R: 0 E: 0 K: 0 S: 10	H: 1 LOB: 1 BB: 0 P: 13	R: 0 E: 0 K: 1 S: 7	H: 0 LOB: 1 BB: 1 P: 12	R: 0 E: 0 K: 0 S: 8	H: 1 LOB: 1 BB: 0 P: 14	R: 0 E: 0 K: 0 S: 5	H: 0 LOB: 0 BB: 0 P: 7	R: 2 E: 1 K: 0 S: 21	H: 2 LOB: 2 BB: 1 P: 34	R: 0 E: 0 K: 1 S: 6	H: 0 LOB: 0 BB: 0 P: 8	R: 4 E: 0 K: 1 S: 13	H: 3 LOB: 1 BB: 1 P: 24	R: 0 E: 0 K: 2 S: 12	H: 2 LOB: 2 BB: 0 P: 17	R: 0 E: 0 K: 2 S: 12	H: 0 LOB: 1 BB: 1 P: 20	1B: 7 2B: 1 3B: 0 HR: 1	SF: 0 SAC: 0 DP: 0 HBP: 0	WP: 0 PB: 0 SB: 0 CS: 0	PA: 41			
PITCHER	IP	WLS	BF	H	R	ER	SO	BB	IBB	HBP	BLK	WP	HR	S	P	ERA	WHIP								
Aaron Sele, R (1, 1) ERA: 4.88	4.1	2	18	3	2	2	1	2	0	0	0	0	0	38	60	4.15	1.154								
Scott Schoeneweis, L (5, 1) ERA: 4.88	0.2	4	1	0	0	0	0	0	0	0	0	0	0	13	20	0.00	1.500								
Al Levine, R (6, 1) ERA: 4.24	2.0	10	3	4	4	2	1	0	0	0	0	0	1	19	32	18.00	2.000								
47 Mark Lukasiewicz, L (8, 1) ERA: 3.86	1.0	W	5	2	0	0	2	0	0	0	0	0	0	12	17	0.00	2.000								
Brendan Donnelly, R (9, 1) ERA: 2.17	1.0	S	4	0	0	0	2	1	0	0	0	0	0	12	20	0.00	1.000								

Seattle Mariners @ Anaheim Angels
Edison International Field, Anaheim, CA
Sun Sep 29 2002, 4:05 PM EDT
Att: 42,878 - Cloudy - 70 F

AB	37
R	6
H	9
RBI	6
BB	4
SO	7
LOB	16



Batter	1	2	3	4	5	6	7	8	9	AB	R	H	RBI	BB	SO	LOB	BOTTOM								
David Eckstein, R (1, 6) OBP: 0.363, SLG: 0.388 Alfredo Amezaga, S (5, 6) OBP: 0.538, SLG: 0.692	1-2 F8	2-2 F8		2-1 G4-3 1B		2-2 G6-3				3	0	1	0	0	0	0									
Darin Erstad, L (1, 8) OBP: 0.313, SLG: 0.389 Sal Fasano, R (7, 2)	0-1 16 1B	1-0 L9		0-2 G4-3		1-0 F8				4	1	1	1	0	0	1									
Tim Salmon, R (1, 9) OBP: 0.380, SLG: 0.503 Alex Ochoa, R (8, 9) OBP: 0.361, SLG: 0.404	4-2 1B HR	0-3 K		1-2 F7		3-3 K				3	1	0	0	1	2	1									
16 Garret Anderson, L (1, 7) OBP: 0.332, SLG: 0.539 Julio Ramirez, R (8, 8) OBP: 0.343, SLG: 0.438	1-0 1B HR		0-2 G3-1	0-0 F8		0-2 G1-6-3				4	1	1	1	0	0	1									
Brad Fullmer, L (1, 10) OBP: 0.357, SLG: 0.531	2-2 HR		1-1 G4-3		0-0 HR		1-1 G6-3			4	2	2	1	0	0	0									
Troy Glaus, R (1, 5) OBP: 0.352, SLG: 0.453 Shawn Wooten, R (7, 3) OBP: 0.331, SLG: 0.442	2-0 HR		0-1 1B		2-3 K			1-1 G1-3		3	1	2	4	0	1	0									
Scott Spiezio, S (1, 3) OBP: 0.371, SLG: 0.436	0-1 F8		1-0 1B		3-1 G6-3			1-2 F8		4	0	1	0	0	0	0									
Adam Kennedy, L (1, 4) OBP: 0.345, SLG: 0.449 9 Chone Figgins, S (6, 4) OBP: 0.167, SLG: 0.250	4-0 BB		2-1 P6		0-1 F5			1-2 G1-3		2	0	0	0	1	0	2									
José Molina, R (1, 2) OBP: 0.312, SLG: 0.314 Orlando Palmeiro, L (8, PH) (7, 8) (8, 7)	0-0 G4-3		1-2 1B G4-3		1-2 G6-3					2	1	1	0	0	0	1									
Inning Stats	R: 5 E: 0 K: 0 S: 17	H: 4 LOB: 1 BB: 2 P: 31	R: 0 E: 0 K: 1 S: 9	H: 0 LOB: 0 BB: 0 P: 12	R: 0 E: 0 K: 0 S: 10	H: 2 LOB: 2 BB: 0 P: 14	R: 1 E: 0 K: 0 S: 14	H: 2 LOB: 1 BB: 0 P: 20	R: 1 E: 0 K: 1 S: 8	H: 1 LOB: 0 BB: 0 P: 13	R: 0 E: 0 K: 0 S: 7	H: 1 LOB: 0 BB: 0 P: 11	R: 0 E: 0 K: 1 S: 9	H: 0 LOB: 0 BB: 0 P: 13	R: 0 E: 0 K: 0 S: 10	H: 0 LOB: 0 BB: 0 P: 13	1B: 7 2B: 1 3B: 0 HR: 2	SF: 0 SAC: 0 DP: 1 HBP: 0	WP: 0 PB: 0 SB: 0 CS: 0	PA: 35					
PITCHER	IP	WLS	BF	H	R	ER	SO	BB	IBB	HBP	BLK	WP	HR	S	P	ERA	WHIP								
Ismael Valdez, R (1, 1) ERA: 4.18	8.0	L	35	10	7	7	3	2	0	0	0	0	2	84	127	7.88	1.500								

Seattle Mariners @ Anaheim Angels
Edison International Field, Anaheim, CA
Sun Sep 29 2002, 4:05 PM EDT
Att: 42,878 - Cloudy - 70 F

AB	33
R	7
H	10
RBI	7
BB	2
SO	3
LOB	7



Batter	1	2	3	4	5	6	7	8	9	AB	R	H	RBI	BB	SO	LOB	TOP																					
David Eckstein, R (1, 6) OBP: 0.400, SLG: 0.400	0-1 SH1-3 1B		1-1 B5-3		1-2 16 2B 1B	0-1 P4		3-2 G6-3		5	1	2	0	0	0	1																						
Darin Erstad, L (1, 8) OBP: 0.750, SLG: 0.750	0-0 SH1-3		1-0 F S 1B		0-3 K		2-1 16 1B 1B		1-1 16 DI 1B	4	1	3	0	0	1	2																						
Tim Salmon, R (1, 9) OBP: 0.400, SLG: 0.250	2-3 K		1-1 16 C4-6-3 1B		4-2 16 2B 1-2 BB		1-1 L5		0-0 F8	4	0	1	1	1	1	3																						
16 Garret Anderson, L (1, 7) OBP: 0.400, SLG: 0.600	0-0 F7		3-2 G4-6-3		1-2 1-3 2-H 3-H 2B		0-1 G6-4-3 1B		0-1 L3	5	0	2	2	0	0	3																						
Brad Fullmer, L (1, 10)		1-0 G1-3		2-0 F8		3-1 G3		2-1 G6-4-3		4	0	0	0	0	0	4																						
Troy Glaus, R (1, 5) OBP: 0.500, SLG: 2.000		2-3 K		2-1 F8		2-2 HR		0-1 HR		4	2	2	2	0	1	0																						
Scott Spiezio, S (1, 3)		4-1 2B BB		0-1 G4-3		0-3 K		1-1 P4		3	0	0	0	1	1	0																						
Bengie Molina, R (1, 2) OBP: 0.250, SLG: 0.500		0-2 1-3 2B		1-1 F8		1-3 K2-3		1-2 G4-3		4	0	1	0	0	1	0																						
Adam Kennedy, L (1, 4) OBP: 0.500, SLG: 0.333		2-2 G1-3		4-2 1B 16 2B BB		0-1 1B		2-3 K		3	1	1	0	1	1	2																						
Inning Stats	R: 0 E: 0 K: 1 S: 7	H: 1 LOB: 1 BB: 0 P: 9	R: 0 E: 0 K: 1 S: 13	H: 1 LOB: 2 BB: 1 P: 22	R: 1 E: 0 K: 0 S: 10	H: 2 LOB: 0 BB: 0 P: 16	R: 0 E: 0 K: 0 S: 5	H: 0 LOB: 0 BB: 0 P: 9	R: 2 E: 0 K: 1 S: 23	H: 2 LOB: 2 BB: 2 P: 37	R: 1 E: 0 K: 2 S: 19	H: 2 LOB: 1 BB: 0 P: 22	R: 0 E: 0 K: 0 S: 8	H: 2 LOB: 1 BB: 0 P: 13	R: 1 E: 0 K: 1 S: 13	H: 1 LOB: 0 BB: 0 P: 17	R: 0 E: 0 K: 0 S: 8	H: 1 LOB: 1 BB: 0 P: 12	1B: 8 2B: 2 3B: 0 HR: 2	SF: 0 SAC: 1 DP: 2 HBP: 0	WP: 0 PB: 0 CS: 0	PA: 40																
PITCHER	IP	WLS	BF	H	R	ER	SO	BB	IBB	HBP	BLK	WP	HR	S	P	ERA	WHIP	PITCHER				IP	WLS	BF	H	R	ER	SO	BB	IBB	HBP	BLK	WP	HR	S	P	ERA	WHIP
Roger Clemens, R (1, 1) ERA: 6.35	5.2		27	8	4	4	5	3	0	0	0	0	1	75	113	6.35	1.941																					
Ramiro Mendoza, R (6, 1) ERA: 6.75	1.1		6	3	1	1	0	0	0	0	0	0	1	12	17	6.75	2.250																					
Steve Karsay, R (8, 1) ERA:	1.0	W	3	0	0	0	1	0	0	0	0	0	0	11	15	0.00	0.000																					
42 Mariano Rivera, R (9, 1) ERA:	1.0	S	4	1	0	0	0	0	0	0	0	0	0	8	12	0.00	1.000																					

Anaheim Angels @ New York Yankees
Yankee Stadium, Bronx, NY
Tue Oct 01 2002, 8:00 PM EDT
Att: 56,710 - Cloudy - 77 F

AB 36
R 5
H 12
RBI 5
BB 3
SO 6
LOB 15



Batter	1	2	3	4	5	6	7	8	9	AB	R	H	RBI	BB	SO	LOB	BOTTOM																					
Alfonso Soriano, R (1, 4)	0-1 P4		1-0 G6-4-3		0-2 G5-3			4-2 25 1B 2S BB		3	1	0	0	1	0	1																						
2 Derek Jeter, R (1, 6) OBP: 1.000, SLG: 2.500	2-2 HR			4-2 25 HR BB		0-0 25 G3-5-3 1B		4-2 25 1B HR BB		2	3	2	1	2	0	0																						
25 Jason Giambi, L (1, 3) OBP: 0.750, SLG: 1.500	3-1 G5-4-3 1B			1-1 1-H HR		3-0 G3-5-3		2-2 HR 1B		4	2	3	3	0	0	1																						
Bernie Williams, S (1, 8) OBP: 0.500, SLG: 1.250	1-0 G5-4-3			2-0 20 G6-4-3 1B		1-0 F8		2-2 1-H 2-H 3-H HR		4	1	2	3	0	0	1																						
20 Jorge Posada, S (1, 2)		1-0 F9		2-1 G6-4-3		1-3 K		0-0 F7		4	0	0	0	0	1	1																						
Raul Mondesi, R (1, 9)		2-3 K		0-0 P6		2-0 F8				3	0	0	0	0	1	0																						
Robin Ventura, L (1, 5)		1-0 F8			1-1 P6		1-0 P2			3	0	0	0	0	0	0																						
Rondell White, R (1, 10) OBP: 0.333, SLG: 1.333			1-1 P6		1-1 HR		2-2 G5-3			3	1	1	1	0	0	0																						
Juan Rivera, R (1, 7)			4-2 G6-4-3 BB		1-0 F8			1-2 L7		1	0	0	0	1	0	0																						
John Vander Wal, L (8, PH)										1	0	0	0	0	0	0																						
Shane Spencer, R (9, 7)										0	0	0	0	0	0	0																						
Inning Stats	R: 1 E: 0 K: 0 S: 9	H: 2 LOB: 0 BB: 0 P: 15	R: 0 E: 0 K: 1 S: 5	H: 0 LOB: 0 BB: 0 P: 9	R: 0 E: 0 K: 0 S: 7	H: 0 LOB: 1 BB: 1 P: 13	R: 2 E: 0 K: 0 S: 8	H: 2 LOB: 0 BB: 1 P: 17	R: 1 E: 0 K: 0 S: 8	H: 1 LOB: 0 BB: 0 P: 11	R: 0 E: 0 K: 0 S: 3	H: 1 LOB: 0 BB: 0 P: 7	R: 0 E: 0 K: 1 S: 5	H: 0 LOB: 0 BB: 0 P: 9	R: 4 E: 0 K: 0 S: 20	H: 2 LOB: 2 BB: 2 P: 35	1B: 4 2B: 0 3B: 0 HR: 4	SF: 0 SAC: 0 DP: 4 HBP: 0	WP: 0 PB: 0 CS: 0	PA: 32																		
PITCHER	IP	WLS	BF	H	R	ER	SO	BB	IBB	HBP	BLK	WP	HR	S	P	ERA	WHIP	PITCHER				IP	WLS	BF	H	R	ER	SO	BB	IBB	HBP	BLK	WP	HR	S	P	ERA	WHIP
Jarrod Washburn, L (1, 1) ERA: 5.14	7.0		25	6	4	4	2	2	0	0	0	0	0	45	81	5.14	1.143																					
Ben Weber, R (8, 1) ERA: 27.0	0.2	L	4	0	2	2	0	2	0	0	0	0	0	12	23	27.00	3.000																					
Scott Schoeneweis, L (8, 1) ERA:	0.0	B	1	1	0	0	0	0	0	0	0	0	0	3	5																							
Brendan Donnelly, R (8, 1) ERA: 27.0	0.1		2	1	2	2	0	0	0	0	0	0	1	5	7	54.00	3.000																					

Anaheim Angels @ New York Yankees
Yankee Stadium, Bronx, NY
Tue Oct 01 2002, 8:00 PM EDT
Att: 56,710 - Cloudy - 77 F

AB 28
R 8
H 8
RBI 8
BB 4
SO 2
LOB 4



Batter	1	2	3	4	5	6	7	8	9	AB	R	H	RBI	BB	SO	LOB	TOP					
David Eckstein, R (1, 6) OBP: 0.300, SLG: 0.300	1-1 F7	0-0 F8		0-2 G6-3			0-1 G4-3	2-1		5	0	1	0	0	0	2	Anaheim Angels @ New York Yankees Yankee Stadium, Bronx, NY Wed Oct 02 2002, 8:00 PM EDT Att: 56,695 - Cloudy - 83 F					
Darin Erstad, L (1, 8) OBP: 0.444, SLG: 0.444	0-2 G6-3	0-0 F2		2-1 G6-3			1-2 E6	0-1 F9		5	0	1	0	0	0	4						
Tim Salmon, R (1, 9) OBP: 0.300, SLG: 0.556 Alex Ochoa, R (9, 9)	3-2 HR			3-2 G1-6-3			2-1 G5-3		0-1 G4-3	5	1	1	1	0	1	1						
16 Garret Anderson, L (1, 7) OBP: 0.500, SLG: 0.900	0-3 K			2-2 F7 1B			1-2 F8		0-1 HR	5	3	3	1	0	1	0						
Troy Glaus, R (1, 5) OBP: 0.444, SLG: 1.444		1-2 F9		2-2 F7			3-3 K		2-1 HR	5	1	2	1	0	1	1						
Scott Spiezio, S (1, 3) OBP: 0.444, SLG: 0.875		3-1 HR		2-1 1B			2-0 F7		1-1 G6-3	5	1	3	3	0	0	0						
Shawn Wooten, R (1, 10) 9 Chone Figgins, S (8, PR) Brad Fullmer, L (9, PH)		0-1 1B		1-0 FC6-4 1B			2-3 K		0-2 1B	4	1	3	0	0	1	0						
Bengie Molina, R (1, 2) OBP: 0.333, SLG: 0.444		0-2 1B		2-1 FC6-4			1-2 F8		2-1 1B	5	0	2	0	0	0	5						
Benji Gil, R (1, 4) Adam Kennedy, L (7, PH)		1-3 1B		3-2 1B			1-3 K		1-3 1B	2	0	1	1	0	0	0						
	1-2 1B			0-0 G1-3			1-3 SF9		1-0 SF9	1	0	0	1	0	1	0						
Inning Stats	R: 1 E: 0 K: 1 S: 12	H: 1 LOB: 0 BB: 0 P: 16	R: 2 E: 0 K: 0 S: 16	H: 4 LOB: 2 BB: 0 P: 23	R: 1 E: 0 K: 0 S: 15	H: 3 LOB: 0 BB: 0 P: 27	R: 0 E: 0 K: 0 S: 6	H: 0 LOB: 0 BB: 0 P: 8	R: 0 E: 0 K: 2 S: 9	H: 0 LOB: 0 BB: 0 P: 14	R: 0 E: 0 K: 1 S: 8	H: 0 LOB: 0 BB: 0 P: 13	R: 0 E: 1 K: 1 S: 11	H: 1 LOB: 1 BB: 0 P: 15	R: 3 E: 0 K: 0 S: 17	H: 5 LOB: 2 BB: 0 P: 25	R: 1 E: 0 K: 0 S: 13	H: 3 LOB: 2 BB: 1 P: 23	1B: 12 2B: 1 3B: 0 HR: 4	SF: 1 SAC: 0 DP: 1 HBP: 0	WP: 0 PB: 0 SB: 1 CS: 0	PA: 44
PITCHER	IP WLS BF H R ER SO BB IBB HBP BLK WP HR S P ERA WHIP																					
Andy Pettite, L (1, 1) ERA: 12.0	3.0	17	8	4	4	1	0	0	0	0	0	0	0	2	43	66	12.00	2.667				
Orlando Hernandez, R (4, 1) ERA: 4.5	4.0	L 15	3	2	2	4	0	0	0	0	0	0	0	2	38	57	4.50	0.750				
Steve Karsay, R (8, 1) ERA: 6.75	0.1	3	2	0	0	0	0	0	0	0	0	0	0	8	10	6.00	6.000					
Mike Stanton, L (8, 1) ERA:	0.2	3	1	1	1	0	0	0	0	0	0	0	0	5	8	13.50	1.500					
Jeff Weaver, R (9, 1) ERA: 9.0	1.0	6	3	1	1	0	0	1	0	0	0	0	0	13	23	9.00	3.000					

Batter	1	2	3	4	5	6	7	8	9	AB	R	H	RBI	BB	SO	LOB	BOTTOM			
Alfonso Soriano, R (1, 4) OBP: 0.333, SLG: 0.571	1-0 G1-3			1-0 G6-3			0-2 HR	1-0		4	1	1	2	0	1	1	Anaheim Angels @ New York Yankees Yankee Stadium, Bronx, NY Wed Oct 02 2002, 8:00 PM EDT Att: 56,695 - Cloudy - 83 F			
2 Derek Jeter, R (1, 6) OBP: 0.778, SLG: 1.571	1-1 F8 25 BB 1B			3-2 HR			3-1 F9 25 BB 1B	1-3		5	1	3	1	0	1	3				
25 Jason Giambi, L (1, 10) OBP: 0.667, SLG: 1.000	4-1			1-1 L3			4-1 F9		0-0 1B	3	1	1	0	2	0	0				
Bernie Williams, S (1, 8) OBP: 0.222, SLG: 0.556	2-2 F8			0-1 G4-3			2-2 F8		1-3 K	5	0	0	0	0	1	5				
Robin Ventura, L (1, 5) OBP: 0.250, SLG: 0.250	2-0 G3			0-0 BB 1B			1-3 K		0-1	5	1	2	0	0	1	4				
20 Jorge Posada, S (1, 2) OBP: 0.111, SLG: 0.111 Enrique Wilson, S (9, PR)				1-1 F9			0-0 L3		0-1 G4-3	5	0	1	1	0	1	3				
Nick Johnson, L (1, 3) OBP: 0.400, SLG: 0.250				3-1 P4			4-2 1B 1B BB		0-1 K	4	1	1	0	1	2	2				
Raul Mondesi, R (1, 9) OBP: 0.375, SLG: 0.286				2-2 HBP			1-1 P3		1-0 FC6-4 1B	4	0	2	0	0	0	4				
Juan Rivera, R (1, 7) OBP: 0.400, SLG: 0.250 John Vander Wal, L (8, PH)				2-1 G1-3			2-0 1B		1-0 FC6-4 1B HR	3	1	1	2	0	0	2				
				1-2 1B			2-3 K		0-1 1B	1	0	0	0	0	1	2				
Inning Stats	R: 0 E: 0 K: 0 S: 8	H: 1 LOB: 2 BB: 1 P: 18	R: 0 E: 0 K: 1 S: 9	H: 0 LOB: 1 BB: 0 P: 18	R: 1 E: 0 K: 1 S: 10	H: 1 LOB: 0 BB: 0 P: 15	R: 2 E: 0 K: 0 S: 12	H: 2 LOB: 1 BB: 1 P: 21	R: 0 E: 0 K: 1 S: 13	H: 2 LOB: 0 BB: 0 P: 22	R: 0 E: 0 K: 0 S: 6	H: 0 LOB: 0 BB: 0 P: 11	R: 0 E: 0 K: 2 S: 12	H: 2 LOB: 3 BB: 0 P: 17	R: 1 E: 0 K: 2 S: 14	H: 3 LOB: 2 BB: 0 P: 18	1B: 10 2B: 0 3B: 0 HR: 2	SF: 0 SAC: 0 DP: 0 HBP: 2	WP: 0 PB: 0 SB: 0 CS: 0	PA: 44
PITCHER	IP WLS BF H R ER SO BB IBB HBP BLK WP HR S P ERA WHIP																			
Kevin Appier, R (1, 1) ERA: 5.4	5.0	24	5	3	3	3	3	0	1	51	91	5.40	1.600							
Francisco Rodriguez, R (6, 1) ERA: 9.0	2.0	W 8	2	2	2	1	0	0	0	1	19	33	9.00	1.000						
Ben Weber, R (8, 1) ERA: 16.0	0.1	H 3	2	0	0	0	0	0	0	5	6	0.00	6.000							
Brendan Donnelly, R (8, 1) ERA: 13.5	0.1	H 1	0	0	0	1	0	0	0	4	6	0.00	0.000							
Troy Percival, R (8, 1) ERA: 6.75	1.1	S 8	3	1	1	3	0	0	1	17	23	6.75	2.250							

AB	42
R	8
H	17
RBI	8
BB	1
SO	5
LOB	13



AB	39
R	6
H	12
RBI	6
BB	3
SO	8
LOB	26



Batter	1	2	3	4	5	6	7	8	9	AB	R	H	RBI	BB	SO	LOB	TOP										
Alfonso Soriano, R OBP: 0.214, SLG: 0.333	F9	G5-3	K			G6-3			G5-3	5	0	0	0	0	1	3											
2 Derek Jeter, R OBP: 0.571, SLG: 1.000	25 BB 2B	G4-3			G6-3	K			F7	5	1	1	0	0	1	1											
25 Jason Giambi, L OBP: 0.571, SLG: 0.700	BB 2B		2B SF8		G4-3				F7	3	2	0	0	2	0	1											
Bernie Williams, S OBP: 0.385, SLG: 0.636	2B 20 SF9		20 WP 1B						K	2	2	1	0	2	1	0											
Robin Ventura, L OBP: 0.250, SLG: 0.364	20 SF9		SF8		P4				K	3	0	1	3	0	1	1											
20 Jorge Posada, S OBP: 0.077, SLG: 0.083	SF9		G5-3			G3-1			L4	3	0	0	1	0	0	1											
Raul Mondesi, R OBP: 0.417, SLG: 0.222	HBP		1B 1B			L8			F7	2	1	0	0	1	0	0											
Nick Johnson, L OBP: 0.333, SLG: 0.250	F7		1B 1B			K			K	4	0	1	1	0	2	2											
Juan Rivera, R OBP: 0.444, SLG: 0.375		K				G6-3			K	4	0	2	1	0	2	0											
Inning Stats	R: 3 E: 0 K: 0 S: 13	H: 2 LOB: 2 BB: 2 P: 31	R: 0 E: 0 K: 1 S: 10	H: 0 LOB: 0 BB: 0 P: 14	R: 3 E: 0 K: 1 S: 17	H: 3 LOB: 2 BB: 2 P: 32	R: 0 E: 0 K: 0 S: 7	H: 0 LOB: 1 BB: 1 P: 13	R: 0 E: 0 K: 1 S: 5	H: 0 LOB: 0 BB: 0 P: 8	R: 0 E: 0 K: 1 S: 11	H: 1 LOB: 1 BB: 0 P: 19	R: 0 E: 0 K: 2 S: 7	H: 0 LOB: 0 BB: 0 P: 11	R: 0 E: 0 K: 2 S: 10	H: 0 LOB: 0 BB: 0 P: 13	R: 0 E: 0 K: 0 S: 9	H: 0 LOB: 0 BB: 0 P: 14	1B: 4 2B: 2 3B: 0 HR: 0	SF: 2 SAC: 0 DP: 0 HBP: 1	WP: 1 PB: 0 SB: 0 CS: 0	PA: 39					
PITCHER	IP	WLS	BF	H	R	ER	SO	BB	IBB	HBP	BLK	WP	HR	S	P	ERA	WHIP										
Ramon Ortiz, R ERA: 20.25	(1, 1)	2.2	16	3	6	6	1	4	0	1	0	1	0	32	64	20.25	2.625										
41 John Lackey, R ERA:	(3, 1)	3.0	13	3	0	0	3	1	0	0	0	0	0	29	50	0.00	1.333										
Scott Schoeneweis, L ERA: 27.0	(6, 1)	0.1	1	0	0	0	0	0	0	0	0	0	0	2	3	0.00	0.000										
Francisco Rodriguez, R ERA: 4.5	(7, 1)	2.0	W	6	0	0	0	4	0	0	0	0	0	17	24	0.00	0.000										
Troy Percival, R ERA: 3.98	(9, 1)	1.0	S	3	0	0	0	0	0	0	0	0	0	9	14	0.00	0.000										

New York Yankees @ Anaheim Angels
Edison International Field, Anaheim, CA
Fri Oct 04 2002, 8:00 PM EDT
Att: 45,072 - Sunny - 78 F

livebaseballscores.com

AB 31
R 6
H 6
RBI 6
BB 5
SO 8
LOB 9



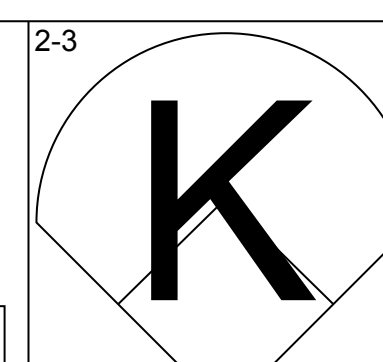
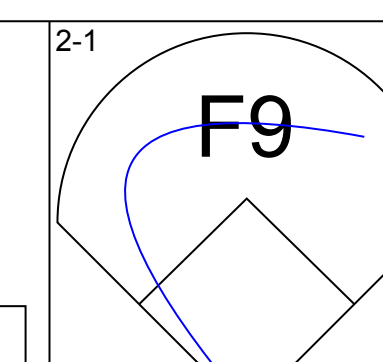
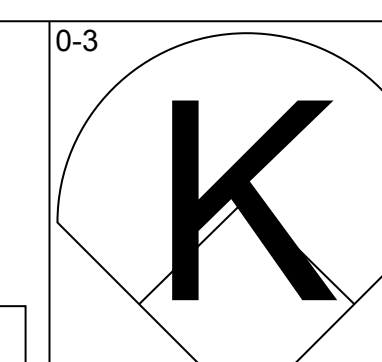
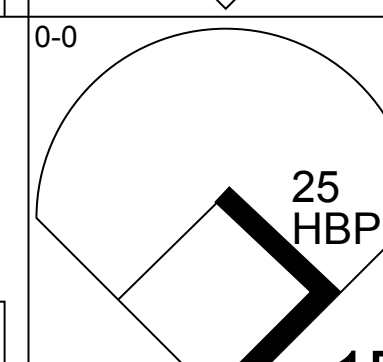
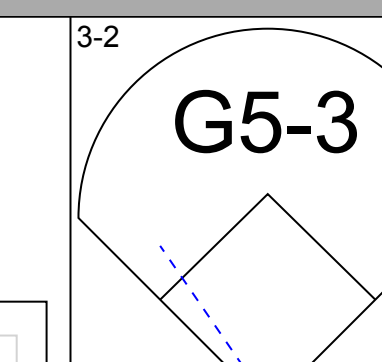
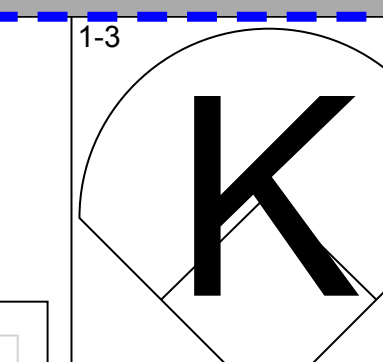
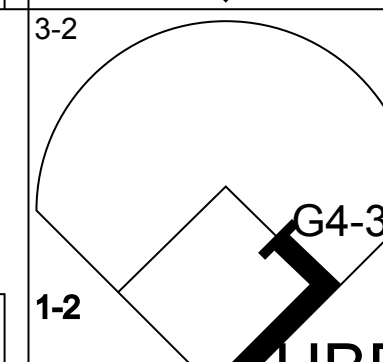
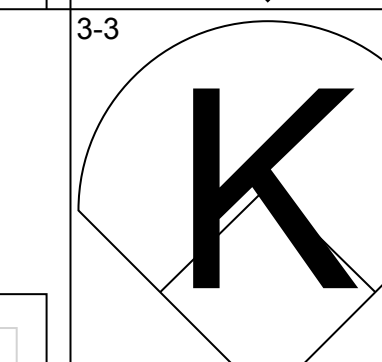
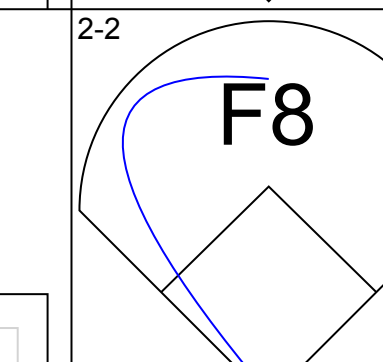
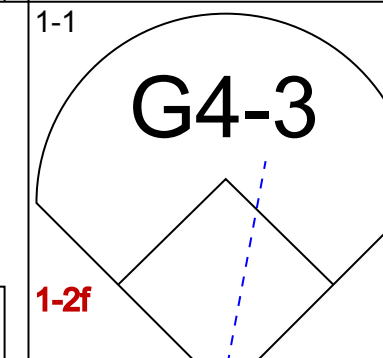
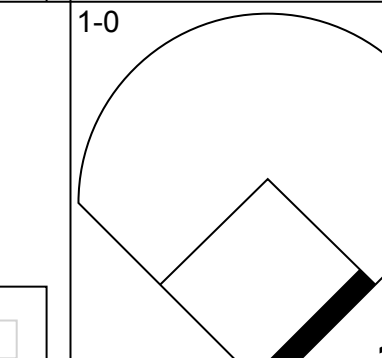
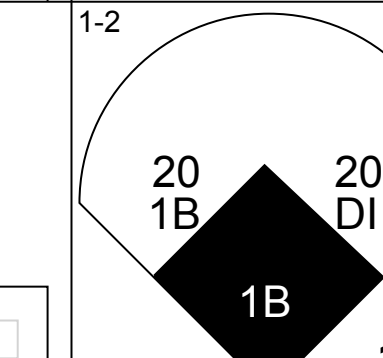
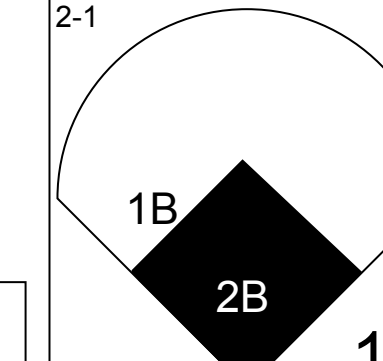
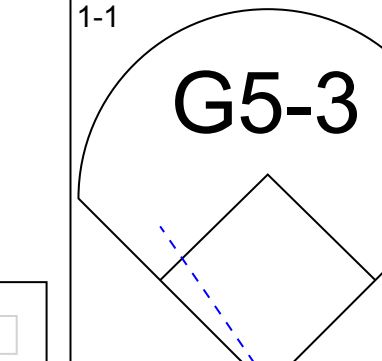
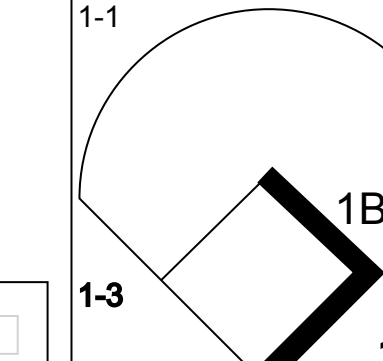
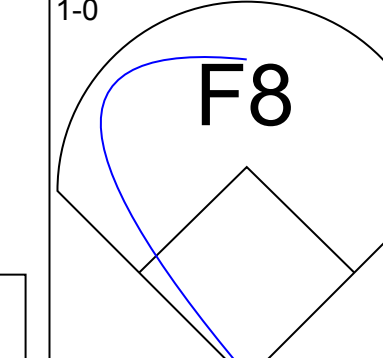
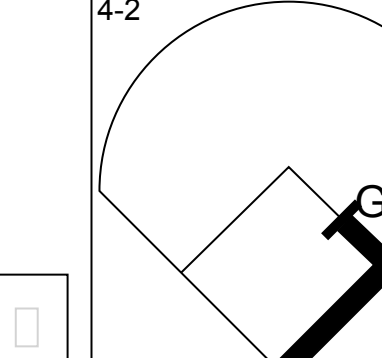
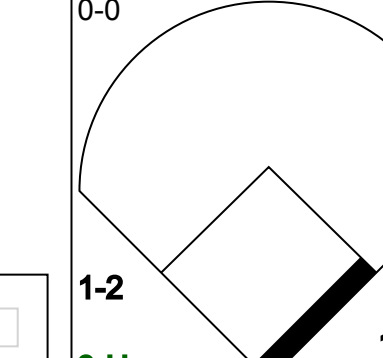
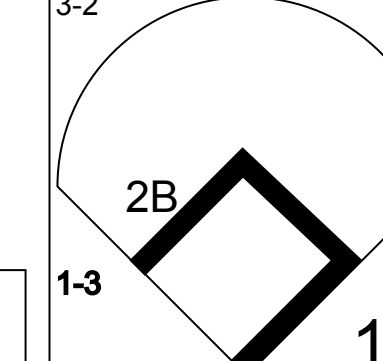
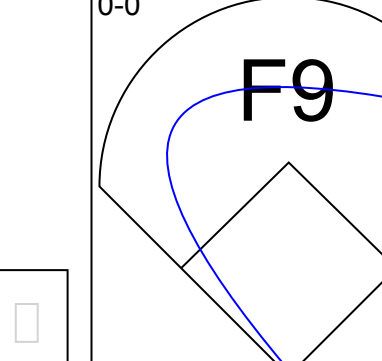
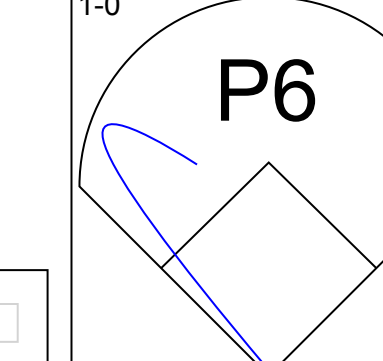
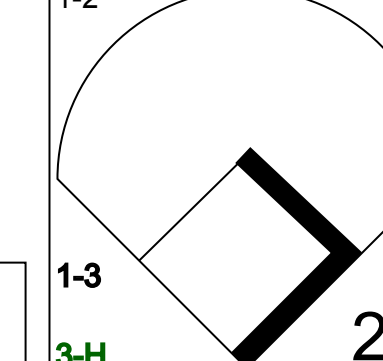

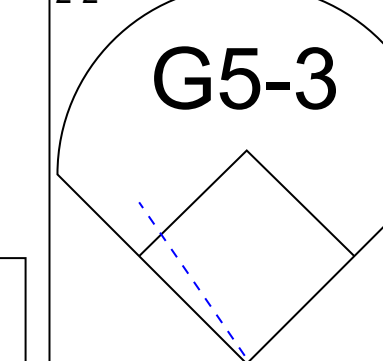

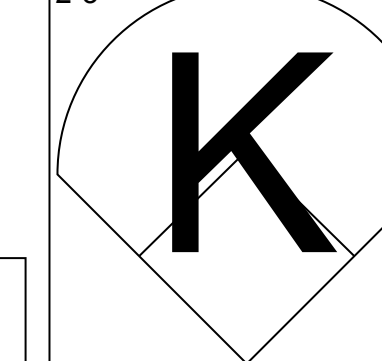
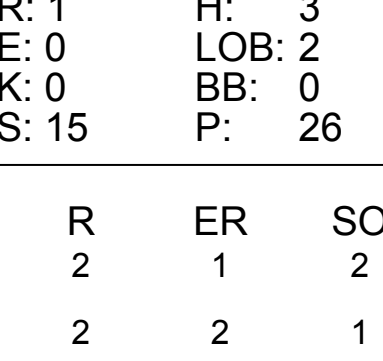
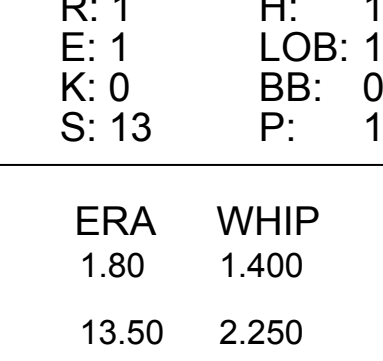
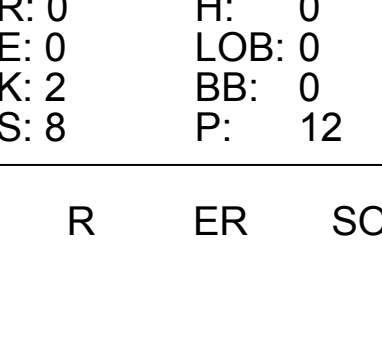
Batter	1	2	3	4	5	6	7	8	9	AB	R	H	RBI	BB	SO	LOB	BOTTOM										
David Eckstein, R OBP: 0.286, SLG: 0.231	F2		L3	G4-3				SH5-4		3	0	0	0	0	0	1											
Darin Erstad, L OBP: 0.429, SLG: 0.500	F8		2B 1B		G6-3	F8		HR 2B		5	2	2	1	0	0	2											
Tim Lincecum, R OBP: 0.333, SLG: 0.786	F7		16 G4-3 1H 3H		K			HR		5	1	2	4	0	2	0											
Alex Ochoa, R ERA: 9.9			2B					HR		0	0	0	0	0	0	0											
16 Garret Anderson, L OBP: 0.467, SLG: 0.786		K	G4-3					G4-3		4	1	1	0	1	1	1											
Troy Glaus, R OBP: 0.500, SLG: 1.167		2B G3			F7			F9		3	1	1	0	1	0	1											
Brad Fullmer, L OBP: 0.375, SLG: 0.429		G3								3	1	2	0	0	1	2											
Shawn Wooten, R OBP: 0.600, SLG: 0.600		G3				SH3 BB SF7		P4		1	0	0	0	0	0	2											
Scott Spiezio, S OBP: 0.462, SLG: 0.727		G3			F9					3	0	1	2	1	0	1											
Bengie Molina, R OBP: 0.250, SLG: 0.333		G4-3			F9					3	0	0	0	0	0	3											
Adam Kennedy, L OBP: 0.500, SLG: 1.143			1B 2B			SF7		SH5-4 2B		3	3	3	2	0	0	0											
Inning Stats	R: 0 E: 0 K: 0 S: 9	H: 0 LOB: 0 BB: 0 P: 13	R: 1 E: 0 K: 1 S: 14	H: 2 LOB: 1 BB: 0 P: 21	R: 2 E: 0 K: 1 S: 17	H: 3 LOB: 0 BB: 0 P: 24	R: 1 E: 0 K: 0 S: 7	H: 1 LOB: 0 BB: 0 P: 11	R: 0 E: 0 K: 1 S: 14	H: 0 LOB: 1 BB: 1 P: 22	R: 1 E: 0 K: 0 S: 9	H: 1 LOB: 2 BB: 1 P: 20	R: 1 E: 0 K: 1 S: 17	H: 2 LOB: 2 BB: 1 P: 27	R: 3 E: 0 K: 0 S: 11	H: 3 LOB: 0 BB: 0 P: 15	R: 0 E: 0 K: 0 S: 9	H: 0 LOB: 0 BB: 0 P: 15	1B: 5 2B: 5 3B: 0 HR: 2	SF: 1 SAC: 2 DP: 0 HBP: 2	WP: 0 PB: 0 SB: 1 CS: 0	PA: 41					
PITCHER	IP	WLS	BF	H	R	ER	SO	BB	IBB	HBP	BLK	WP	HR	S	P	ERA	WHIP										
35 Mike Mussina, R ERA: 9.0	(1, 1)	4.0	19	6	4	4	2	2	0	1	0	0	0	22	39	5.40	1.800										
Jeff Weaver, R ERA: 6.75	(5, 1)	1.2	9	1	1	1	1	2	0	1	0	0	0	24	39	16.20	2.400										
Mike Stanton, L ERA: 11.57	(6, 1)	1.2	L	10	4	3	3	0	1	0	0	0	0	5	6	13.50	1.500										
Steve Karsay, R ERA: 9.0	(8, 1)	0.2	3	1	1	1	0	0	0	0	0	0	1	5	6	13.50	1.500										

New York Yankees @ Anaheim Angels
Edison International Field, Anaheim, CA
Fri Oct 04 2002, 8:00 PM EDT
Att: 45,072 - Sunny - 78 F

livebaseballscores.com

AB 33
R 9
H 12
RBI 9
BB 3
SO 4
LOB 13

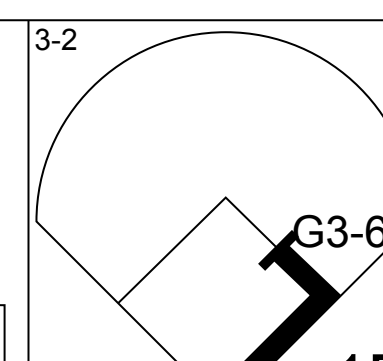
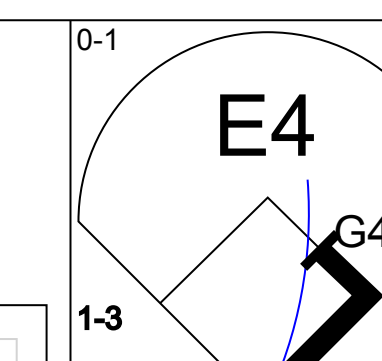
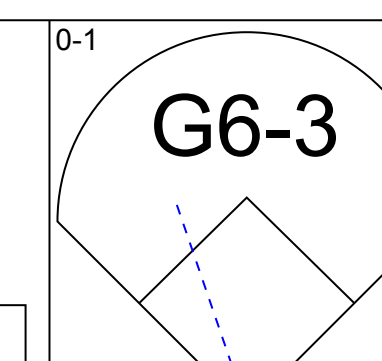
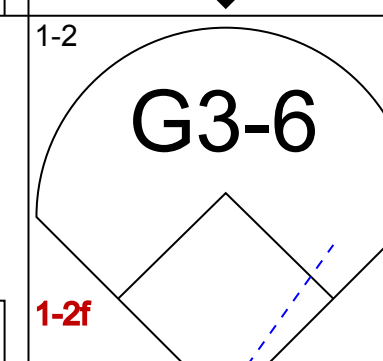
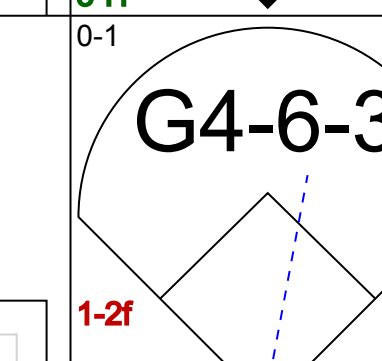
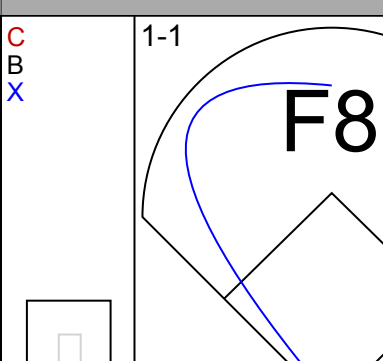
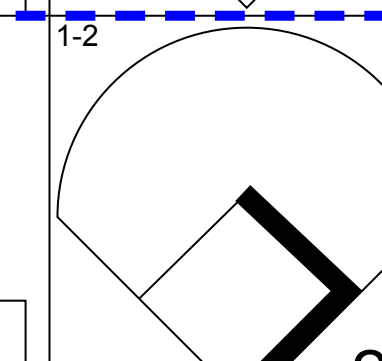
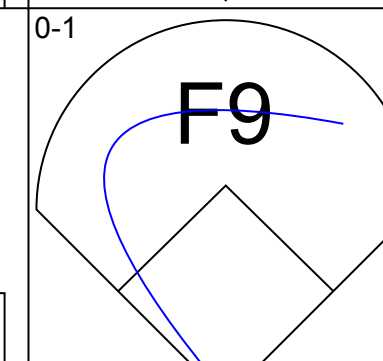
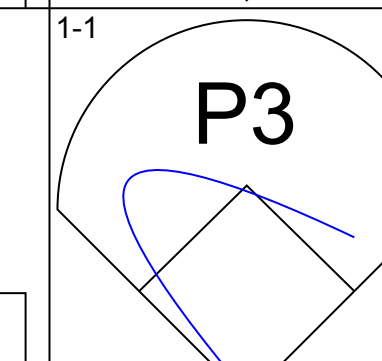
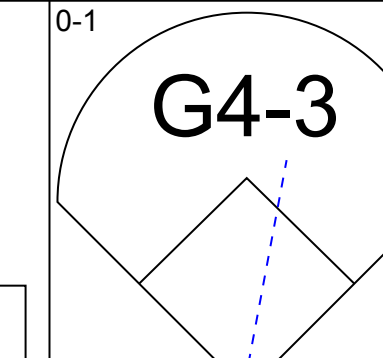

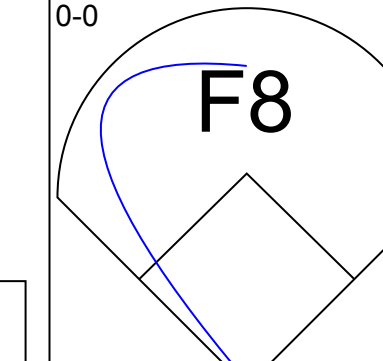
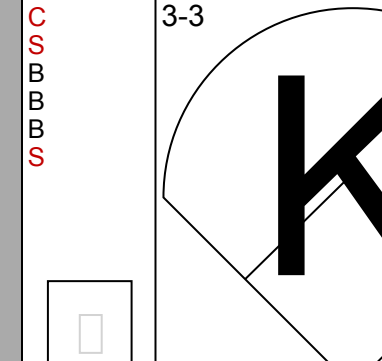
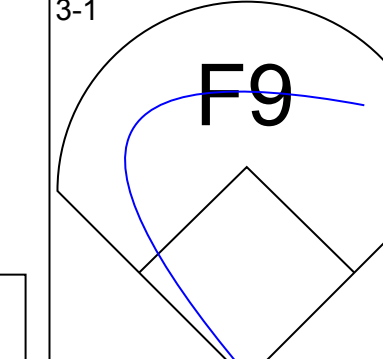
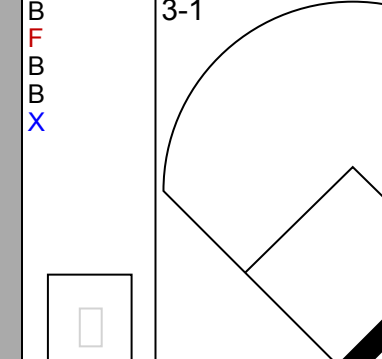
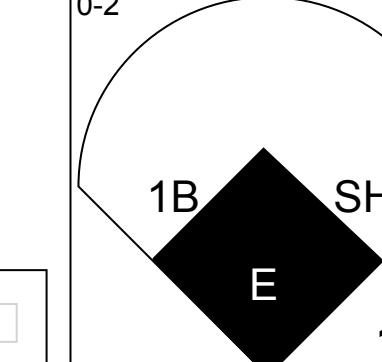
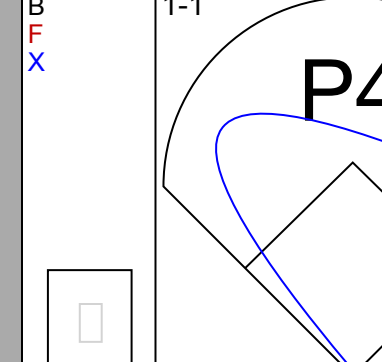
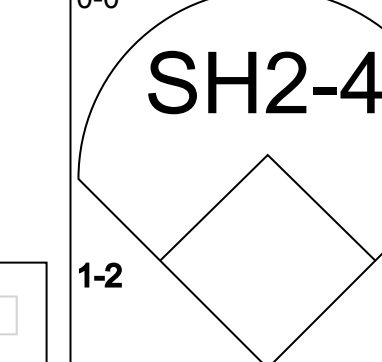
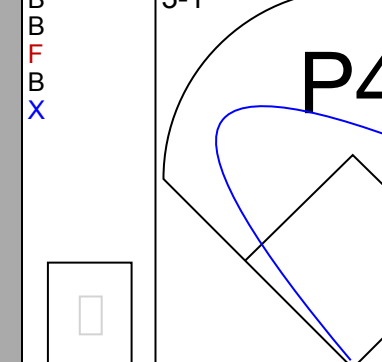
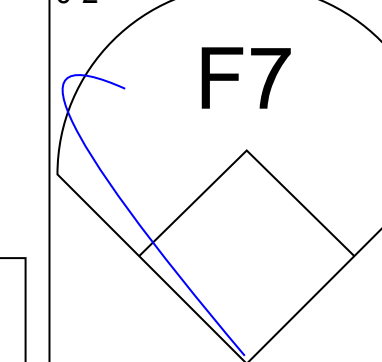


Batter	1	2	3	4	5	6	7	8	9	AB	R	H	RBI	BB	SO	LOB	TOP					
Alfonso Soriano, R (1, 4) OBP: 0.211, SLG: 0.353										5	0	1	0	0	2	2						
2 Derek Jeter, R (1, 6) OBP: 0.526, SLG: 0.875										4	1	2	1	0	1	0						
25 Jason Giambi, L (1, 3) OBP: 0.526, SLG: 0.571										4	0	1	0	0	1	1						
Bernie Williams, S (1, 8) OBP: 0.444, SLG: 0.600										4	1	2	0	1	0	3						
20 Jorge Posada, S (1, 2) OBP: 0.222, SLG: 0.412										5	2	3	1	0	1	3						
Raul Mondesi, R (1, 9) OBP: 0.471, SLG: 0.250										3	0	1	1	2	0	1						
Ron Coomer, R (1, 10) OBP: 0.500, SLG: 0.500										2	0	1	0	0	0	1						
Nick Johnson, L (6, PH) OBP: 0.250, SLG: 0.182										3	0	0	0	0	1	5						
Robin Ventura, L (1, 5) OBP: 0.313, SLG: 0.429										3	0	1	1	1	0	1						
Juan Rivera, R (1, 7) OBP: 0.308, SLG: 0.250										4	1	0	0	0	1	3						
Inning Stats	R: 0 E: 0 K: 1 S: 12	H: 1 LOB: 1 BB: 0 P: 18	R: 1 E: 0 K: 0 S: 15	H: 3 LOB: 2 BB: 0 P: 26	R: 0 E: 0 K: 1 S: 11	H: 1 LOB: 1 BB: 0 P: 19	R: 0 E: 0 K: 0 S: 8	H: 0 LOB: 0 BB: 1 P: 12	R: 1 E: 1 K: 0 S: 13	H: 1 LOB: 1 BB: 0 P: 19	R: 1 E: 0 K: 1 S: 10	H: 1 LOB: 1 BB: 1 P: 18	R: 1 E: 0 K: 1 S: 11	H: 2 LOB: 3 BB: 2 P: 27	R: 0 E: 0 K: 0 S: 8	H: 0 LOB: 0 BB: 0 P: 12	R: 1 E: 0 K: 1 S: 15	H: 3 LOB: 2 BB: 0 P: 21	1B: 9 2B: 2 3B: 0 HR: 1	SF: 1 SAC: 0 DP: 2 HBP: 1	WP: 1 PB: 0 SB: 0 CS: 0	PA: 43
PITCHER	IP	WLS	BF	H	R	ER	SO	BB	IBB	HBP	BLK	WP	HR	S	P	ERA	WHIP					
Jarrod Washburn, L (1, 1) ERA: 3.75	5.0	W	22	6	2	1	2	1	0	1	0	0	0	59	94	1.80	1.400					
Brendan Donnelly, R (6, 1) ERA: 13.5	1.1		7	2	2	2	1	1	0	0	0	0	1	12	21	13.50	2.250					
Scott Schoeneweis, L (7, 1) ERA: 27.0	0.0		1	1	0	0	0	0	0	0	0	0	0	3	6	∞	∞					
Francisco Rodríguez, R (7, 1) ERA: 3.18	1.2		7	0	0	0	3	2	0	0	0	1	0	14	30	0.00	1.200					
Troy Percival, R (9, 1) ERA: 5.4	1.0		6	3	1	1	1	0	0	0	0	0	0	15	21	9.00	3.000					

New York Yankees @ Anaheim Angels
Edison International Field, Anaheim, CA
Sat Oct 05 2002, 4:00 PM EDT
Att: 45,067 - Sunny - 81 F

AB 37
R 5
H 12
RBI 4
BB 4
SO 7
LOB 20



Batter	1	2	3	4	5	6	7	8	9	AB	R	H	RBI	BB	SO	LOB	BOTTOM				
David Eckstein, R (1, 6) OBP: 0.316, SLG: 0.278										5	1	2	1	0	0	3					
Darin Erstad, L (1, 8) OBP: 0.421, SLG: 0.526										5	1	2	1	0	0	3					
Tim Salmon, R (1, 9) OBP: 0.300, SLG: 0.632										5	1	1	1	0	1	1					
Alex Ochoa, R (9, 9)										0	0	0	0	0	0	0					
16 Garret Anderson, L (1, 7) OBP: 0.421, SLG: 0.667										4	1	1	1	0	1	1					
Troy Glaus, R (1, 5) OBP: 0.389, SLG: 0.875										4	0	0	0	0	1	3					
Scott Spiezio, S (1, 3) OBP: 0.471, SLG: 0.667										4	1	2	1	0	0	1					
Shawn Wooten, R (1, 10) OBP: 0.667, SLG: 1.000										4	3	3	2	0	0	1					
Bengie Molina, R (1, 2) OBP: 0.267, SLG: 0.400										3	0	1	2	0	0	1					
Benji Gil, R (1, 4) OBP: 0.800, SLG: 0.800										3	1	3	0	0	0	0					
Adam Kennedy, L (8, PH) OBP: 0.435, SLG: 1.000										1	0	0	0	0	0	0					
Inning Stats	R: 0 E: 0 K: 0 S: 8	H: 1 LOB: 0 BB: 0 P: 12	R: 0 E: 0 K: 0 S: 5	H: 0 LOB: 0 BB: 0 P: 8	R: 1 E: 1 K: 0 S: 9	H: 2 LOB: 1 BB: 0 P: 9	R: 0 E: 1 K: 0 S: 7	H: 0 LOB: 1 BB: 0 P: 10	R: 8 E: 0 K: 0 S: 20	H: 10 LOB: 2 BB: 0 P: 26	R: 0 E: 0 K: 2 S: 8	H: 0 LOB: 0 BB: 0 P: 12	R: 0 E: 0 K: 1 S: 9	H: 1 LOB: 1 BB: 0 P: 19	R: 0 E: 0 K: 0 S: 10	H: 1 LOB: 1 BB: 0 P: 12	1B: 12 2B: 2 3B: 0 HR: 1	SF: 0 SAC: 1 DP: 2 HBP: 0	WP: 0 PB: 0 SB: 0 CS: 0	PA: 39	
PITCHER	IP	WLS	BF	H	R	ER	SO	BB	IBB	HBP	BLK	WP	HR	S	P	ERA	WHIP				
David Wells, L (1, 1) ERA: 15.43	4.2	L	24	10	8	8	0	0	0	0	0	0	1	44	59	15.43	2.143				
Ramiro Mendoza, R (5, 1) ERA: 13.5	0.0		2	2	1	1	0	0	0	0	0	0	0	3	3	∞	∞				
Orlando Hernandez, R (5, 1) ERA: 2.84	2.1		9	2	0	0	3	0	0	0	0	0	0	19	34	0.00	0.857				
Steve Karsay, R (8, 1) ERA: 6.75	0.2		2	0	0	0	0	0	0	0	0	0	0	5	5	0.00	0.000				
Mike Stanton, L (8, 1) ERA: 10.13	0.1		2	1	0	0	0	0	0	0	0	0	0	5	7	0.00	3.000				

New York Yankees @ Anaheim Angels
Edison International Field, Anaheim, CA
Sat Oct 05 2002, 4:00 PM EDT
Att: 45,067 - Sunny - 81 F

AB 38
R 9
H 15
RBI 9
BB 0
SO 3
LOB 14



Batter	1	2	3	4	5	6	7	8	9	AB	R	H	RBI	BB	SO	LOB	TOP										
David Eckstein, R (1, 6) OBP: 0.304, SLG: 0.273	G1-3		E		G6-3			G6-3		4	0	1	0	0	0	0	Anaheim Angels @ Minnesota Twins Hubert H. Humphrey Metrodome, Minneapolis, MN Tue Oct 08 2002, 8:00 PM EDT Att: 55,562 - Dome - 72 F livebaseballscorecards.com										
Darin Erstad, L (1, 8) OBP: 0.391, SLG: 0.478	G6-4-3		E6			P3			K	4	0	1	0	0	1	1											
Tim Salmon, R (1, 9) OBP: 0.292, SLG: 0.545 9 Chone Figgins, S (9, PR)	G6-4-3		F8			K2-3				3	0	0	0	1	1	3											
16 Garret Anderson, L (1, 7) OBP: 0.348, SLG: 0.545		G6-3		F7		G4-3			F9	4	0	0	0	0	1	1											
Troy Glaus, R (1, 5) OBP: 0.318, SLG: 0.700	K			G5-3			F7		K	4	0	0	0	2	1	1											
Brad Fullmer, L (1, 10) OBP: 0.384, SLG: 0.400	F8						G4-3			3	0	1	0	0	0	0											
Scott Spiezio, S (1, 3) OBP: 0.400, SLG: 0.556			F2		G3			G5-3		3	0	0	0	0	1	1											
Bengie Molina, R (1, 2) OBP: 0.235, SLG: 0.353 Orlando Palmeiro, L (8, PH) José Molina, R (8, 2)			F9			G6-3			K	2	0	0	0	0	0	0											
Adam Kennedy, L (1, 4) OBP: 0.429, SLG: 0.818					L7			G6-3		3	1	1	0	0	0	0											
Inning Stats	R: 0 E: 0 K: 0 S: 6	H: 1 LOB: 0 BB: 0 P: 9	R: 0 E: 0 K: 1 S: 10	H: 0 LOB: 0 BB: 0 P: 15	R: 1 E: 1 K: 0 S: 10	H: 2 LOB: 2 BB: 0 P: 16	R: 0 E: 0 K: 0 S: 8	H: 1 LOB: 1 BB: 0 P: 11	R: 0 E: 0 K: 1 S: 11	H: 0 LOB: 0 BB: 0 P: 8	R: 0 E: 0 K: 0 S: 9	H: 0 LOB: 0 BB: 0 P: 16	R: 0 E: 0 K: 1 S: 8	H: 0 LOB: 0 BB: 0 P: 11	R: 0 E: 0 K: 2 S: 16	H: 0 LOB: 1 BB: 1 P: 23		1B: 4 2B: 0 3B: 0 HR: 0	SF: 0 SAC: 0 DP: 1 HBP: 0	WP: 0 PB: 0 SB: 0 CS: 0	PA: 32						
PITCHER	IP	WLS	BF	H	R	ER	SO	BB	IBB	HBP	BLK	WP	HR	S	P	ERA	WHIP										
Joe Mays, R (1, 1) ERA: 4.63	8.0	W	28	4	1	0	3	0	0	0	0	0	0	68	99	0.00	0.500										
Eddie Guardado, L (9, 1) ERA: 9.0	1.0	S	4	0	0	0	2	1	0	0	0	0	0	16	23	0.00	1.000										

Batter	1	2	3	4	5	6	7	8	9	AB	R	H	RBI	BB	SO	LOB	BOTTOM										
Jacque Jones, L (1, 7) OBP: 0.269, SLG: 0.333	P6		F9		F7			K		4	0	0	0	0	1	1	Anaheim Angels @ Minnesota Twins Hubert H. Humphrey Metrodome, Minneapolis, MN Tue Oct 08 2002, 8:00 PM EDT Att: 55,562 - Dome - 72 F livebaseballscorecards.com										
Cristian Guzman, S (1, 6) OBP: 0.370, SLG: 0.500	G3		G6-3		2B					3	0	1	0	0	0	0											
Corey Koskie, L (1, 5) OBP: 0.286, SLG: 0.440			F9					F9		4	0	2	1	0	0	1											
David Ortiz, L (1, 10) OBP: 0.250, SLG: 0.375 Bobby Kielty, S (8, PH)	F7				F3			F9		3	0	1	0	0	0	3											
Tori Hunter, R (1, 8) OBP: 0.333, SLG: 0.522			WP		SH2-3			K		3	1	1	0	0	2	2											
Doug Mientkiewicz, L (1, 3) OBP: 0.280, SLG: 0.478	F5							F7		3	0	0	0	1	1	1											
5 Michael Cuddyer, R (1, 9) OBP: 0.474, SLG: 0.400 Dustan Mohr, R (8, 9) OBP: 1.000, SLG: 1.500										2	0	0	0	1	0	2											
A.J. Pierzynski, L (1, 2) OBP: 0.429, SLG: 0.667	SF8				P5			K2-3		2	0	0	1	0	1	2											
Luis Rivas, R (1, 4) OBP: 0.313, SLG: 0.286								G5-3		2	1	0	0	1	1	1											
Inning Stats	R: 0 E: 0 K: 0 S: 9	H: 1 LOB: 1 BB: 0 P: 19	R: 1 E: 0 K: 1 S: 11	H: 1 LOB: 1 BB: 1 P: 22	R: 0 E: 0 K: 0 S: 8	H: 0 LOB: 0 BB: 0 P: 11	R: 0 E: 0 K: 0 S: 9	H: 1 LOB: 2 BB: 1 P: 16	R: 1 E: 0 K: 1 S: 14	H: 2 LOB: 2 BB: 1 P: 27	R: 0 E: 0 K: 1 S: 6	H: 0 LOB: 0 BB: 0 P: 8	R: 0 E: 0 K: 1 S: 9	H: 0 LOB: 1 BB: 0 P: 14	R: 0 E: 0 K: 2 S: 8	H: 0 LOB: 0 BB: 0 P: 13		1B: 3 2B: 2 3B: 0 HR: 0	SF: 1 SAC: 1 DP: 0 HBP: 1	WP: 1 PB: 0 SB: 0 CS: 0	PA: 33						
PITCHER	IP	WLS	BF	H	R	ER	SO	BB	IBB	HBP	BLK	WP	HR	S	P	ERA	WHIP										
Kevin Appier, R (1, 1) ERA: 4.5	5.0	L	23	5	2	2	2	3	0	0	0	0	0	12	18	0.00	0.000										
Brendan Donnelly, R (6, 1) ERA: 7.36	1.2		6	0	0	0	2	0	0	0	0	0	0	5	8	0.00	0.000										
Scott Schoeneweis, L (7, 1) ERA: 9.0	0.2		2	0	0	0	0	0	0	0	0	0	0	6	9	0.00	0.000										
Ben Weber, R (8, 1) ERA: 10.8	0.2		2	0	0	0	2	0	0	0	0	0	0	6	9	0.00	0.000										

Batter	1	2	3	4	5	6	7	8	9	AB	R	H	RBI	BB	SO	LOB	TOP										
David Eckstein, R (1, 6) OBP: 0.321, SLG: 0.296	G1-3																5 0 2 1 0 1 0										
Darin Erstad, L (1, 8) OBP: 0.393, SLG: 0.571																	5 1 2 1 0 0 1										
Tim Salmon, R (1, 9) Orlando Palmeiro, L (3, 9) Alex Ochoa, R (7, PH) (7, 9)																	2 0 0 0 0 0 0 1 0 0 0 0 0 0 2 0 0 0 0 2 2										
16 Garret Anderson, L (1, 7) OBP: 0.296, SLG: 0.462																	4 0 0 0 0 0 0										
Troy Glaus, R (1, 5) OBP: 0.385, SLG: 0.783																	3 2 2 0 1 0 0										
Brad Fullmer, L (1, 10) Shawn Wooten, R (8, PH) (8, PH)																	3 1 2 2 0 0 0 1 0 0 0 0 1 1										
Scott Spiezio, S (1, 3) OBP: 0.417, SLG: 0.591																	4 1 2 1 0 0 1										
Bengie Molina, R (1, 2) OBP: 0.190, SLG: 0.286																	4 0 0 0 0 1 3										
Adam Kennedy, L (1, 4) OBP: 0.333, SLG: 0.600																	4 1 0 0 0 1 4										
Inning Stats	R: 1 E: 0 K: 0 S: 11	H: 1 LOB: 0 BB: 0 P: 14	R: 3 E: 0 K: 0 S: 17	H: 4 LOB: 1 BB: 0 P: 21	R: 0 E: 0 K: 0 S: 8	H: 0 LOB: 0 BB: 0 P: 13	R: 0 E: 0 K: 0 S: 8	H: 1 LOB: 1 BB: 0 P: 12	R: 0 E: 0 K: 0 S: 6	H: 0 LOB: 0 BB: 0 P: 8	R: 2 E: 0 K: 1 S: 15	H: 2 LOB: 1 BB: 0 P: 24	R: 0 E: 0 K: 2 S: 12	H: 0 LOB: 0 BB: 0 P: 19	R: 0 E: 0 K: 1 S: 10	H: 0 LOB: 1 BB: 1 P: 18	R: 0 E: 0 K: 2 S: 12	H: 2 LOB: 2 BB: 0 P: 14	1B: 5 2B: 2 3B: 1 HR: 2	SF: 0 SAC: 0 DP: 0 HBP: 0	WP: 1 PB: 0 SB: 0 CS: 2	PA: 39					
PITCHER	IP	WLS	BF	H	R	ER	SO	BB	IBB	HBP	BLK	WP	HR	S	P	ERA	WHIP										
Rick Reed, R (1, 1) ERA: 6.97	5.1	L	24	8	6	4	0	0	0	0	0	0	2	56	79	6.75	1.500										
Johan Santana, L (6, 1) ERA: 3.89	1.2		6	0	0	0	3	0	0	0	0	1	0	21	32	0.00	0.000										
J.C. Romero, L (8, 1) ERA:	0.1		2	0	0	0	0	1	0	0	0	0	0	4	10	0.00	3.000										
LaTroy Hawkins, R (8, 1) ERA:	0.2		2	0	0	0	1	0	0	0	0	0	0	6	8	0.00	0.000										
Michael Jackson, R (9, 1) ERA:	1.0		5	2	0	0	2	0	0	0	0	0	0	12	14	0.00	2.000										

Anaheim Angels @ Minnesota Twins
Hubert H. Humphrey Metrodome, Minneapolis, MN
Wed Oct 09 2002, 8:00 PM EDT
Att: 55,990 - Dome - 72 F

AB 38
R 6
H 10
RBI 5
BB 1
SO 6
LOB 12



Batter	1	2	3	4	5	6	7	8	9	AB	R	H	RBI	BB	SO	LOB	BOTTOM										
Jacque Jones, L (1, 7) OBP: 0.226, SLG: 0.276																	5 0 0 0 0 2 1										
Cristian Guzman, S (1, 6) OBP: 0.387, SLG: 0.536																	4 1 2 0 0 1 0										
Corey Koskie, L (1, 5) OBP: 0.313, SLG: 0.429																	3 1 1 1 1 1 1										
David Ortiz, L (1, 10) OBP: 0.250, SLG: 0.350																	4 0 1 0 0 1 2										
Tori Hunter, R (1, 8) OBP: 0.357, SLG: 0.538																	3 1 1 0 1 0 1										
Doug Mientkiewicz, L (1, 3) OBP: 0.345, SLG: 0.519																	4 0 3 2 0 0 0										
5 Michael Cuddyer, R (1, 9) Bobby Kielty, S (8, PH) (9, 9)																	3 0 1 0 0 1 2 1 0 0 0 0 1 2										
A.J. Pierzynski, L (1, 2) OBP: 0.400, SLG: 0.591																	4 0 1 0 0 1 2										
Luis Rivas, R (1, 4) Dustan Mohr, R (8, PH) (9, PH)																	3 0 1 0 0 1 1 1 0 0 0 0 1 0										
Inning Stats	R: 0 E: 0 K: 0 S: 9	H: 0 LOB: 1 BB: 1 P: 17	R: 0 E: 0 K: 1 S: 13	H: 1 LOB: 0 BB: 0 P: 19	R: 0 E: 0 K: 1 S: 11	H: 2 LOB: 1 BB: 0 P: 16	R: 0 E: 0 K: 0 S: 7	H: 2 LOB: 1 BB: 0 P: 12	R: 0 E: 0 K: 2 S: 6	H: 1 LOB: 0 BB: 0 P: 13	R: 3 E: 0 K: 2 S: 16	H: 4 LOB: 1 BB: 0 P: 27	R: 0 E: 0 K: 2 S: 10	H: 0 LOB: 0 BB: 0 P: 14	R: 0 E: 0 K: 2 S: 14	H: 1 LOB: 2 BB: 1 P: 19	R: 0 E: 0 K: 2 S: 9	H: 0 LOB: 0 BB: 0 P: 14	1B: 9 2B: 2 3B: 0 HR: 0	SF: 0 SAC: 0 DP: 2 HBP: 0	WP: 0 PB: 0 SB: 0 CS: 0	PA: 37					
PITCHER	IP	WLS	BF	H	R	ER	SO	BB	IBB	HBP	BLK	WP	HR	S	P	ERA	WHIP										
Ramon Ortiz, R (1, 1) ERA: 10.13	5.1	W	24	10	3	3	3	1	0	0	0	0	0	56	96	5.06	2.062										
Brendan Donnelly, R (6, 1) ERA: 6.23	0.2	H	2	0	0	0	1	0	0	0	0	0	0	6	8	0.00	0.000										
Francisco Rodriguez, R (7, 1) ERA: 2.45	1.2	H	7	1	0	0	3	1	0	0	0	0	0	19	27	0.00	1.200										
Troy Percival, R (8, 1) ERA: 3.86	1.1	S	4	0	0	0	3	0	0	0	0	0	0	14	20	0.00	0.000										

Anaheim Angels @ Minnesota Twins
Hubert H. Humphrey Metrodome, Minneapolis, MN
Wed Oct 09 2002, 8:00 PM EDT
Att: 55,990 - Dome - 72 F

AB 35
R 3
H 11
RBI 3
BB 2
SO 10
LOB 12



Batter	1	2	3	4	5	6	7	8	9	AB	R	H	RBI	BB	SO	LOB	TOP										
Jacque Jones, L OBP: 0.229, SLG: 0.303	L9		FC6-4		G3		2B			4	0	1	1	0	0	1	Minnesota Twins @ Anaheim Angels Edison International Field, Anaheim, CA Fri Oct 11 2002, 8:00 PM EDT Att: 44,234 - Cloudy - 68 F										
Cristian Guzman, S OBP: 0.343, SLG: 0.469	E6		E4		K		P4			4	0	0	0	0	1	2											
Corey Koskie, L OBP: 0.278, SLG: 0.375	K		K		K					4	0	0	0	0	4	3											
Matthew LeCroy, R OBP: 0.417, SLG: 0.417			F7							3	0	1	0	0	1	2											
David Ortiz, L OBP: 0.238, SLG: 0.333	1B									1	0	0	0	0	1	0											
Tori Hunter, R OBP: 0.344, SLG: 0.500	F7									4	0	1	0	0	0	2											
Doug Mientkiewicz, L OBP: 0.303, SLG: 0.452										4	0	0	0	0	1	1											
Dustan Mohr, R OBP: 0.625, SLG: 0.714										4	1	2	0	0	1	0											
A.J. Pierzynski, L OBP: 0.345, SLG: 0.500										4	0	0	0	0	0	2											
Luis Rivas, R OBP: 0.318, SLG: 0.300										3	0	1	0	0	0	1											
Inning Stats	R: 0 H: 1 E: 1 K: 1 S: 10	H: 1 LOB: 2 BB: 0 P: 12	R: 0 H: 0 E: 0 K: 2 S: 13	H: 0 LOB: 0 BB: 0 P: 15	R: 0 H: 1 E: 1 K: 1 S: 12	H: 1 LOB: 2 BB: 0 P: 17	R: 0 H: 1 E: 0 K: 0 S: 10	H: 1 LOB: 1 BB: 0 P: 16	R: 0 H: 0 E: 0 K: 1 S: 9	H: 0 LOB: 0 BB: 0 P: 14	R: 0 H: 1 E: 0 K: 2 S: 11	H: 1 LOB: 1 BB: 0 P: 16	R: 1 H: 2 E: 0 K: 0 S: 10	H: 2 LOB: 1 BB: 0 P: 16	R: 0 H: 0 E: 0 K: 2 S: 8	H: 0 LOB: 0 BB: 0 P: 11	R: 0 H: 0 E: 0 K: 0 S: 5	H: 0 LOB: 0 BB: 0 P: 7	1B: 5 2B: 1 3B: 0 HR: 0	SF: 0 SAC: 0 DP: 0 HBP: 0	WP: 0 PB: 0 SB: 1 CS: 0	PA: 35					
PITCHER	IP	WLS	BF	H	R	ER	SO	BB	IBB	HBP	BLK	WP	HR	S	P	ERA	WHIP										
Jarrod Washburn, L ERA: 2.84	(1, 1)	7.0	29	6	1	1	7	0	0	0	0	0	0	75	106	1.29	0.857										
Francisco Rodriguez, R ERA: 2.16	(8, 1)	1.0	W	3	0	0	2	0	0	0	0	0	0	8	11	0.00	0.000										
Troy Percival, R ERA: 3.18	(9, 1)	1.0	S	3	0	0	0	0	0	0	0	0	0	5	7	0.00	0.000										

Batter	1	2	3	4	5	6	7	8	9	AB	R	H	RBI	BB	SO	LOB	BOTTOM										
David Eckstein, R OBP: 0.313, SLG: 0.290	F7		F9		F3		FC4-2 WP			4	0	1	0	0	0	0	Minnesota Twins @ Anaheim Angels Edison International Field, Anaheim, CA Fri Oct 11 2002, 8:00 PM EDT Att: 44,234 - Cloudy - 68 F										
Darin Erstad, L OBP: 0.375, SLG: 0.531	K				P6		FC4-2 BB			4	0	1	0	0	1	2											
Tim Salmon, R OBP: 0.267, SLG: 0.444	F8		L7							3	0	0	0	1	0	1											
Alex Ochoa, R										0	0	0	0	0	0	0											
16 Garret Anderson, L OBP: 0.323, SLG: 0.600			F7							4	1	2	1	0	0	4											
Troy Glaus, R OBP: 0.433, SLG: 0.885										3	1	2	1	1	1	0											
Scott Spiezio, S OBP: 0.393, SLG: 0.520										3	0	0	0	1	1	3											
Shawn Wooten, R OBP: 0.500, SLG: 0.714										4	0	1	0	0	1	3											
Bengie Molina, R OBP: 0.208, SLG: 0.261										2	0	0	0	1	1	3											
9 Chone Figgins, S ERA: 3.6										0	0	0	0	0	0	0											
José Molina, R ERA: 1.8										1	0	0	0	0	0	0											
Benji Gil, R OBP: 0.571, SLG: 0.571										2	0	0	0	0	1	2											
Inning Stats	R: 0 H: 0 E: 0 K: 1 S: 10	H: 0 LOB: 0 BB: 0 P: 13	R: 1 H: 2 E: 0 K: 2 S: 21	H: 2 LOB: 1 BB: 1 P: 31	R: 0 H: 1 E: 0 K: 0 S: 11	H: 1 LOB: 1 BB: 0 P: 14	R: 0 H: 1 E: 0 K: 1 S: 11	H: 1 LOB: 1 BB: 0 P: 16	R: 0 H: 0 E: 0 K: 0 S: 8	H: 0 LOB: 0 BB: 0 P: 11	R: 0 H: 1 E: 0 K: 0 S: 7	H: 1 LOB: 2 BB: 1 P: 14	R: 0 H: 1 E: 0 K: 0 S: 12	H: 1 LOB: 3 BB: 2 P: 24	R: 1 H: 1 E: 0 K: 2 S: 9	H: 1 LOB: 0 BB: 0 P: 14	R: 0 H: 0 E: 0 K: 0 S: 5	H: 0 LOB: 0 BB: 0 P: 7	1B: 4 2B: 1 3B: 0 HR: 2	SF: 0 SAC: 1 DP: 0 HBP: 0	WP: 1 PB: 0 SB: 0 CS: 0	PA: 35					
PITCHER	IP	WLS	BF	H	R	ER	SO	BB	IBB	HBP	BLK	WP	HR	S	P	ERA	WHIP										
Eric Milton, L ERA: 2.08	(1, 1)	6.0	25	5	1	1	4	2	0	0	0	0	0	68	99	1.50	1.167										
LaTroy Hawkins, R ERA: 3.6	(7, 1)	0.1	3	1	0	0	0	1	0	0	0	0	0	6	10	0.00	6.000										
Johan Santana, L ERA: 3.6	(7, 1)	0.1	1	0	0	0	0	0	0	0	0	1	0	2	4	0.00	0.000										
Michael Jackson, R ERA: 1.8	(7, 1)	0.0	1	0	0	0	0	1	0	0	0	0	0	2	6	∞	∞										
J.C. Romero, L ERA: 1.8	(7, 1)	1.1	L	5	1	1	2	0	0	0	0	0	1	11	18	6.75	0.750										

AB	35
R	1
H	6
RBI	1
BB	0
SO	9
LOB	14



Batter	1	2	3	4	5	6	7	8	9	AB	R	H	RBI	BB	SO	LOB	TOP										
Jacque Jones, L (1, 7) OBP: 0.205, SLG: 0.270	F9		L3			K			L6	4	0	0	0	0	1	1											
Cristian Guzman, S (1, 6) OBP: 0.306, SLG: 0.417	G6-3			G3-1			K		G4-3	4	0	0	0	0	1	0											
Corey Koskie, L (1, 5) OBP: 0.275, SLG: 0.389	K			P6			K		1B	4	1	1	0	0	2	0											
David Ortiz, L (1, 10) OBP: 0.280, SLG: 0.360		K		K			FC6-4		1B	4	0	2	1	0	2	0											
Tori Hunter, R (1, 8) OBP: 0.306, SLG: 0.441		P3			G4-3		FC6-4		1B	4	0	0	0	0	1	2											
Doug Mientkiewicz, L (1, 3) OBP: 0.306, SLG: 0.471		G4-3			G6-3			G4-3	2B	3	0	1	0	0	0	0											
Dustin Mohr, R (1, 9) OBP: 0.545, SLG: 0.600				FC4-6		K			K	3	0	1	0	0	2	1											
A.J. Pierzynski, L (1, 2) OBP: 0.313, SLG: 0.448				FC4-6		G4-3		G4-3		3	0	0	0	0	0	2											
Luis Rivas, R (1, 4) OBP: 0.333, SLG: 0.318						G4-3		G4-3		2	0	1	0	0	0	0											
Bobby Kielty, S (8, PH)						G4-3				1	0	0	0	0	1	1											
David Lamb, S (8, 4)										0	0	0	0	0	0	0											
Inning Stats	R: 0 E: 0 K: 1 S: 6	H: 0 LOB: 0 BB: 0 P: 10	R: 0 E: 0 K: 1 S: 9	H: 0 LOB: 0 BB: 0 P: 14	R: 0 E: 0 K: 0 S: 9	H: 2 LOB: 1 BB: 0 P: 15	R: 0 E: 0 K: 1 S: 5	H: 0 LOB: 0 BB: 0 P: 6	R: 0 E: 0 K: 1 S: 8	H: 0 LOB: 0 BB: 0 P: 11	R: 0 E: 0 K: 2 S: 10	H: 1 LOB: 1 BB: 0 P: 13	R: 0 E: 0 K: 2 S: 9	H: 1 LOB: 1 BB: 0 P: 13	R: 1 E: 0 K: 1 S: 12	H: 2 LOB: 1 BB: 0 P: 15	1B: 4 2B: 2 3B: 0 HR: 0	SF: 0 SAC: 0 DP: 0 HBP: 0	WP: 0 PB: 0 SB: 0 CS: 1	PA: 32							
PITCHER	IP	WLS	BF	H	R	ER	SO	BB	IBB	HBP	BLK	WP	HR	S	P	ERA	WHIP										
41 John Lackey, R (1, 1) ERA: 1.96	7.0	W	23	3	0	0	7	0	0	0	0	0	0	55	79	0.00	0.429										
Francisco Rodríguez, R (8, 1) ERA: 1.93	1.0	H	4	1	0	0	2	0	0	0	0	0	0	9	13	0.00	1.000										
Ben Weber, R (9, 1) ERA: 10.15	1.0		5	2	1	1	1	0	0	0	0	0	0	12	15	9.00	2.000										

Minnesota Twins @ Anaheim Angels
Edison International Field, Anaheim, CA
Sat Oct 12 2002, 7:30 PM EDT
Att: 44,830 - Overcast - 67 F

AB 32
R 1
H 6
RBI 1
BB 0
SO 10
LOB 7



Batter	1	2	3	4	5	6	7	8	9	AB	R	H	RBI	BB	SO	LOB	BOTTOM										
David Eckstein, R (1, 6) OBP: 0.306, SLG: 0.286	K			1B		L4-6			P3	4	0	1	0	0	1	1											
Darin Erstad, L (1, 8) OBP: 0.389, SLG: 0.528	K			F7			1B	G6-3	1B	4	2	2	0	0	1	1											
Tim Salmon, R (1, 9) OBP: 0.273, SLG: 0.414				P4			1B	G6-3		2	0	0	0	1	0	1											
Alex Ochoa, R (7, PR) (8, 9)	G5-3						2B	G6-3		1	1	0	0	0	0	1											
16 Garret Anderson, L (1, 7) OBP: 0.314, SLG: 0.559		G6-3		G6-3				1B	1B	4	1	1	1	0	0	3											
Troy Glaus, R (1, 5) OBP: 0.441, SLG: 0.833		F8		P4			2B	1B	1B	4	1	2	1	0	0	0											
Brad Fullmer, L (1, 10) OBP: 0.389, SLG: 0.706		K		F9			1B	3B	2B	4	1	1	2	0	2	2											
Scott Spiezio, S (1, 3) OBP: 0.406, SLG: 0.536				P6		G5-3		2B	3B	3	1	1	1	1	0	0											
Bengie Molina, R (1, 2) OBP: 0.286, SLG: 0.385				P4				3B	IBB	3	0	2	2	0	0	0											
Adam Kennedy, L (1, 4) OBP: 0.286, SLG: 0.500				G6-3			L4-6	SH1-3	1B	3	0	0	0	0	1	4											
Inning Stats	R: 0 E: 0 K: 2 S: 8	H: 0 LOB: 0 BB: 0 P: 11	R: 0 E: 0 K: 1 S: 9	H: 0 LOB: 0 BB: 0 P: 11	R: 0 E: 0 K: 0 S: 8	H: 0 LOB: 0 BB: 0 P: 9	R: 0 E: 0 K: 0 S: 8	H: 1 LOB: 1 BB: 0 P: 10	R: 0 E: 0 K: 0 S: 6	H: 0 LOB: 0 BB: 0 P: 10	R: 2 E: 0 K: 1 S: 11	H: 3 LOB: 3 BB: 1 P: 23	R: 5 E: 1 K: 1 S: 12	H: 5 LOB: 1 BB: 1 P: 27	1B: 7 2B: 3 3B: 1 HR: 0	SF: 0 SAC: 1 DP: 1 HBP: 1	WP: 0 PB: 0 SB: 1 CS: 0	PA: 36									
PITCHER	IP	WLS	BF	H	R	ER	SO	BB	IBB	HBP	BLK	WP	HR	S	P	ERA	WHIP										
Brad Radke, R (1, 1) ERA: 1.96	6.2	L	26	5	2	2	4	1	0	0	0	0	0	4	11	13.50	1.500										
Johan Santana, L (7, 1) ERA: 4.79	0.2		3	1	1	1	0	0	0	0	0	0	0	4	11	13.50	1.500										
LaTroy Hawkins, R (8, 1) ERA:	0.1		1	0	0	0	0	0	0	0	0	0	0	1	3	0.00	0.000										
J.C. Romero, L (8, 1) ERA: 3.6	0.0		1	1	0	0	0	0	0	0	0	0	0	2	4	∞	∞										
Michael Jackson, R (8, 1) ERA: 16.2	0.0		4	3	4	4	0	0	1	0	0	0	0	3	8	∞	∞										

Minnesota Twins @ Anaheim Angels
Edison International Field, Anaheim, CA
Sat Oct 12 2002, 7:30 PM EDT
Att: 44,830 - Overcast - 67 F

AB 32
R 7
H 10
RBI 7
BB 2
SO 5
LOB 13



Batter	1	2	3	4	5	6	7	8	9	AB	R	H	RBI	BB	SO	LOB	TOP										
Jacque Jones, L OBP: 0.209, SLG: 0.275	L9		F9			WP SH3-4 1B	SF8			3	0	1	1	0	0	0	Minnesota Twins @ Anaheim Angels Edison International Field, Anaheim, CA Sun Oct 13 2002, 4:00 PM EDT Att: 44,835 - Cloudy - 72 F										
Cristian Guzman, S OBP: 0.286, SLG: 0.385	F8		F8			SH3-4	G4-3			3	0	0	0	0	0	1											
Corey Koskie, L OBP: 0.295, SLG: 0.385	WP 2B BB		F8							3	1	1	0	1	1	1											
David Ortiz, L OBP: 0.276, SLG: 0.379	1-H 2B		F8			K				4	0	1	1	0	1	2											
Tori Hunter, R OBP: 0.275, SLG: 0.395 5 Michael Cuddyer, R OBP: 0.455, SLG: 0.389	P3		L8				F9			4	0	0	0	0	0	2											
Doug Mientkiewicz, L OBP: 0.300, SLG: 0.447		F7								4	1	1	0	0	0	0											
Dustan Mohr, R OBP: 0.533, SLG: 0.643		1B 2B				F8				4	2	2	0	0	0	0											
A.J. Pierzynski, L OBP: 0.371, SLG: 0.500 Tom Prince, R		2H 1B					WP SF8 1B			3	1	3	1	0	0	0											
Luis Rivas, R OBP: 0.308, SLG: 0.292 Bobby Kielty, S David Lamb, S		K				G6-4-3				2	0	0	0	0	1	1											
Inning Stats	R: 1 E: 0 K: 0 S: 6	H: 1 LOB: 1 BB: 1 P: 17	R: 1 E: 0 K: 1 S: 10	H: 2 LOB: 0 BB: 0 P: 15	R: 0 E: 0 K: 0 S: 9	H: 0 LOB: 0 BB: 0 P: 17	R: 0 E: 0 K: 0 S: 10	H: 0 LOB: 0 BB: 0 P: 17	R: 0 E: 0 K: 2 S: 8	H: 1 LOB: 1 BB: 0 P: 12	R: 3 E: 0 K: 0 S: 15	H: 3 LOB: 1 BB: 1 P: 28	R: 0 E: 0 K: 0 S: 5	H: 1 LOB: 0 BB: 0 P: 9	R: 0 E: 0 K: 0 S: 12	H: 0 LOB: 0 BB: 0 P: 18		1B: 7 2B: 2 3B: 0 HR: 0	SF: 1 SAC: 1 DP: 2 HBP: 0	WP: 3 PB: 0 SB: 0 CS: 0	PA: 35						
PITCHER	IP	WLS	BF	H	R	ER	SO	BB	IBB	HBP	BLK	WP	HR	S	P	ERA	WHIP										
Kevin Appier, R ERA: 4.11	5.1		20	5	2	2	1	1	0	0	0	1	0	43	80	3.38	1.125										
Brendan Donnelly, R ERA: 10.13	1.0	H	6	3	3	3	2	0	0	0	0	1	0	13	20	27.00	3.000										
Francisco Rodriguez, R ERA: 1.8	0.2	W	3	0	0	0	0	1	0	0	0	1	0	8	17	0.00	1.500										
Ben Weber, R ERA: 7.36	1.0		3	1	0	0	0	0	0	0	0	0	0	5	9	0.00	1.000										
Troy Percival, R ERA: 2.7	1.0		3	0	0	0	0	0	0	0	0	0	0	12	18	0.00	0.000										

Batter	1	2	3	4	5	6	7	8	9	AB	R	H	RBI	BB	SO	LOB	BOTTOM										
David Eckstein, R OBP: 0.317, SLG: 0.282	B5-3		G4-3							4	1	1	1	0	0	0	Minnesota Twins @ Anaheim Angels Edison International Field, Anaheim, CA Sun Oct 13 2002, 4:00 PM EDT Att: 44,835 - Cloudy - 72 F										
Darin Erstad, L OBP: 0.390, SLG: 0.512	16 FC4-6 1B		G6-3							5	1	2	1	0	0	2											
Tim Salmon, R OBP: 0.324, SLG: 0.455 Alex Ochoa, R	16 FC4-6 1B		P6							4	0	3	0	0	0	0											
16 Garret Anderson, L OBP: 0.350, SLG: 0.553	16 FC4-6									4	1	2	1	1	0	2											
Troy Glaus, R OBP: 0.385, SLG: 0.714	F8									5	0	0	0	0	2	8											
Brad Fullmer, L OBP: 0.350, SLG: 0.632 Shawn Wooten, R OBP: 0.471, SLG: 0.647			G4-3							2	0	0	0	0	0	1											
Scott Spiezio, S OBP: 0.444, SLG: 0.656			G6-3							3	1	1	1	0	1	2											
Bengie Molina, R OBP: 0.290, SLG: 0.379 9 Chone Figgins, S OBP: 1.000, SLG: 1.000 José Molina, R			G6-3							4	3	3	3	0	0	0											
Adam Kennedy, L OBP: 0.400, SLG: 1.000										4	3	4	5	0	0	0											
Inning Stats	R: 0 E: 0 K: 0 S: 8	H: 2 LOB: 2 BB: 0 P: 11	R: 0 E: 0 K: 0 S: 5	H: 0 LOB: 0 BB: 0 P: 8	R: 1 E: 0 K: 0 S: 7	H: 1 LOB: 0 BB: 0 P: 11	R: 0 E: 0 K: 0 S: 5	H: 1 LOB: 0 BB: 0 P: 8	R: 2 E: 0 K: 0 S: 12	H: 2 LOB: 0 BB: 0 P: 15	R: 0 E: 0 K: 1 S: 9	H: 2 LOB: 2 BB: 0 P: 13	R: 10 E: 0 K: 2 S: 32	H: 10 LOB: 3 BB: 1 P: 51	R: 0 E: 0 K: 1 S: 7	H: 0 LOB: 0 BB: 0 P: 10		1B: 14 2B: 1 3B: 0 HR: 4	SF: 0 SAC: 0 DP: 2 HBP: 1	WP: 1 PB: 0 SB: 0 CS: 1	PA: 42						
PITCHER	IP	WLS	BF	H	R	ER	SO	BB	IBB	HBP	BLK	WP	HR	S	P	ERA	WHIP										
Joe Mays, R ERA: 4.76	5.1		23	8	3	3	0	0	0	0	0	0	0	15	21	54.00	4.500										
Johan Santana, L ERA: 8.53	0.2	L	4	3	4	4	1	0	0	0	0	0	1	15	21	54.00	4.500										
LaTroy Hawkins, R ERA: 7.36	0.0		3	3	0	0	0	0	0	0	0	0	0	6	10	∞	∞										
J.C. Romero, L ERA: 8.44	0.1		4	2	4	4	1	1	0	0	0	1	0	8	15	108.00	9.000										
Bob Weir, R ERA: 9.0	0.2		5	2	2	2	1	0	0	1	0	0	0	8	13	27.00	3.000										
PITCHER	IP	WLS	BF	H	R	ER	SO	BB	IBB	HBP	BLK	WP	HR	S	P	ERA	WHIP										
Kyle Lohse, R ERA: 8.1	1.0		3	0	0	0	1	0	0	0	0	0	0	7	10	0.00	0.000										

AB	31
R	5
H	9
RBI	4
BB	2
SO	3
LOB	7



AB	40
R	13
H	18
RBI	12
BB	1
SO	4
LOB	18



Batter	1	2	3	4	5	6	7	8	9	AB	R	H	RBI	BB	SO	LOB	TOP								
Kenny Lofton, L (1, 8) OBP: 0.340, SLG: 0.364										3	0	0	0	0	1	0	San Francisco Giants @ Anaheim Angels Edison International Field, Anaheim, CA Sat Oct 19 2002, 7:30 PM EDT Att: 44,603 - Cloudy - 71 F								
Rich Aurilia, R (1, 6) OBP: 0.311, SLG: 0.600										4	0	0	0	0	0	1									
Jeff Kent, R (1, 4) OBP: 0.333, SLG: 0.286										4	0	0	0	0	1	1									
Barry Bonds, L (1, 7) OBP: 0.500, SLG: 0.839										3	1	1	1	1	1	0									
Bento Santiago, R (1, 2) OBP: 0.313, SLG: 0.444										4	0	1	0	0	1	1									
Reggie Sanders, R (1, 9) OBP: 0.288, SLG: 0.297										3	2	2	1	1	1	1									
J.T. Snow, L (1, 3) OBP: 0.333, SLG: 0.548										3	1	1	2	1	0	0									
David Bell, R (1, 5) OBP: 0.357, SLG: 0.378										4	0	0	0	0	1	3									
Tsuyoshi Shinjo, R (1, 10) OBP: 0.250, SLG: 0.250										3	0	1	0	0	1	0									
Tom Goodwin, L (9, PH)										1	0	0	0	0	0	0									
Inning Stats	R: 0 E: 0 K: 2 S: 9	H: 0 LOB: 0 BB: 0 P: 14	R: 2 E: 0 K: 0 S: 12	H: 2 LOB: 0 BB: 0 P: 18	R: 0 E: 0 K: 1 S: 10	H: 0 LOB: 0 BB: 0 P: 14	R: 0 E: 0 K: 1 S: 14	H: 1 LOB: 3 BB: 2 P: 26	R: 0 E: 0 K: 0 S: 8	H: 2 LOB: 0 BB: 0 P: 16	R: 2 E: 0 K: 1 S: 12	H: 2 LOB: 0 BB: 0 P: 22	R: 0 E: 0 K: 0 S: 7	H: 0 LOB: 1 BB: 0 P: 12	R: 0 E: 0 K: 1 S: 8	H: 0 LOB: 1 BB: 0 P: 20	R: 0 E: 0 K: 1 S: 9	H: 0 LOB: 0 BB: 0 P: 12	1B: 3 2B: 0 3B: 0 HR: 3	SF: 0 SAC: 1 DP: 0 HBP: 0	WP: 0 PB: 0 SB: 0 CS: 0	PA: 36			
PITCHER	IP	WLS	BF	H	R	ER	SO	BB	IBB	HBP	BLK	WP	HR	S	P	ERA	WHIP								
Jarrod Washburn, L (1, 1) ERA: 3.65	5.2	L	25	6	4	4	5	2	0	0	0	0	3	63	106	6.35	1.412								
Brendan Donnelly, R (6, 1) ERA: 7.71	1.2		5	0	0	0	0	0	0	0	0	0	0	11	21	0.00	0.000								
Scott Schoeneweis, L (8, 1) ERA: 9.0	0.0		1	0	0	0	0	1	0	0	0	0	0	4											
Ben Weber, R (8, 1) ERA: 5.06	1.2		5	0	0	0	2	0	0	0	0	0	0	15	23	0.00	0.000								

Batter	1	2	3	4	5	6	7	8	9	AB	R	H	RBI	BB	SO	LOB	BOTTOM								
David Eckstein, R (1, 6) OBP: 0.304, SLG: 0.273										5	0	1	0	0	1	2	San Francisco Giants @ Anaheim Angels Edison International Field, Anaheim, CA Sat Oct 19 2002, 7:30 PM EDT Att: 44,603 - Cloudy - 71 F								
Darin Erstad, L (1, 8) OBP: 0.370, SLG: 0.478									5	0	1	0	0	2	1										
Tim Salmon, R (1, 9) OBP: 0.293, SLG: 0.405									4	0	0	0	0	1	3										
16 Garret Anderson, L (1, 7) OBP: 0.341, SLG: 0.524									4	0	1	0	0	2	2										
Troy Glaus, R (1, 5) OBP: 0.395, SLG: 0.846									4	2	2	2	0	1	1										
Brad Fullmer, L (1, 10) OBP: 0.375, SLG: 0.591									3	1	1	0	1	1	1										
Scott Spiezio, S (1, 3) OBP: 0.450, SLG: 0.657									3	0	1	0	1	0	2										
9 Chone Figgins, S (6, PR) OBP: 1.000, SLG: 1.000									0	0	0	0	0	0	0										
Shawn Wooten, R (9, 3) OBP: 0.471, SLG: 0.647									0	0	0	0	0	0	0										
Bengie Molina, R (1, 2) OBP: 0.265, SLG: 0.344									3	0	0	0	0	0	4										
Oriando Palmeiro, L (8, PH) OBP: 0.471, SLG: 0.647									1	0	0	0	0	0	1										
José Molina, R (9, 2)									0	0	0	0	0	0	0										
Adam Kennedy, L (1, 4) OBP: 0.414, SLG: 0.962										4	0	2	1	0	1	0									
Inning Stats	R: 0 E: 0 K: 1 S: 7	H: 0 LOB: 0 BB: 0 P: 8	R: 1 E: 0 K: 1 S: 16	H: 2 LOB: 1 BB: 0 P: 22	R: 0 E: 0 K: 1 S: 10	H: 1 LOB: 1 BB: 0 P: 13	R: 0 E: 0 K: 1 S: 14	H: 2 LOB: 2 BB: 0 P: 21	R: 0 E: 0 K: 2 S: 14	H: 2 LOB: 0 BB: 1 P: 16	R: 2 E: 0 K: 0 S: 8	H: 2 LOB: 1 BB: 1 P: 13	R: 0 E: 0 K: 1 S: 9	H: 0 LOB: 0 BB: 0 P: 14	R: 0 E: 0 K: 1 S: 13	H: 0 LOB: 1 BB: 1 P: 23	R: 0 E: 0 K: 1 S: 11	H: 0 LOB: 0 BB: 0 P: 13	1B: 5 2B: 2 3B: 0 HR: 2	SF: 0 SAC: 0 DP: 0 HBP: 0	WP: 0 PB: 0 SB: 1 CS: 0	PA: 38			
PITCHER	IP	WLS	BF	H	R	ER	SO	BB	IBB	HBP	BLK	WP	HR	S	P	ERA	WHIP								
Jason Schmidt, R (1, 1) ERA: 3.86	5.2	W	27	9	3	3	6	1	0	0	0	0	2	67	91	4.76	1.765								
Felix Rodriguez, R (6, 1) ERA: 1.0	1.1	H	4	0	0	0	1	0	0	0	0	0	0	11	16	0.00	0.000								
Tim Worrell, R (8, 1) ERA: 5.4	1.0	H	4	0	0	0	1	1	0	0	0	0	0	13	23	0.00	1.000								
Robb Nen, R (9, 1) ERA: 1.29	1.0	S	3	0	0	0	1	0	0	0	0	0	0	11	13	0.00	0.000								



Batter	1	2	3	4	5	6	7	8	9	AB	R	H	RBI	BB	SO	LOB	TOP								
Kenny Lofton, L OBP: 0.327, SLG: 0.347 (1, 8)	3-3	0-0		1-1	3-2			0-2		5	0	1	0	0	1	3	San Francisco Giants @ Anaheim Angels Edison International Field, Anaheim, CA Sun Oct 20 2002, 7:30 PM EDT Att: 44,584 - Unknown - 72 F livebaseballscorecards.com								
Rich Aurilia, R OBP: 0.300, SLG: 0.578 (1, 6)	0-0	1-3			1-0	0-3	0-3	1-0		5	1	1	0	0	2	1									
Jeff Kent, R OBP: 0.347, SLG: 0.340 (1, 4)	1-1		1-0		2-3	0-3		1-2		5	1	1	1	0	2	1									
Barry Bonds, L OBP: 0.528, SLG: 0.909 (1, 7)		4-2	4-0	0-1	4-0	0-0	0-0	1-0		2	3	1	1	3	0	0									
Benito Santiago, R OBP: 0.302, SLG: 0.420 (1, 2)	1-2	0-1	0-1	1-2	3-1		0-3	2-1		5	1	1	0	0	1	2									
J.T. Snow, L OBP: 0.347, SLG: 0.543 (1, 3)	1-0	1-1	1-1	1-3	1-3	3-2				4	2	2	2	0	0	0									
Reggie Sanders, R OBP: 0.289, SLG: 0.390 (1, 9)	0-2		0-1	1-3	1-3		0-3			4	1	2	3	0	2	2									
David Bell, R OBP: 0.370, SLG: 0.463 (1, 5)	3-2	3-2	3-2	1-2	1-2	1-1		1-1		4	1	2	2	0	0	1									
Shawon Dunston, R OBP: 0.286, SLG: 0.286 (1, 10)	1-2	0-1	1-0	1-3	1-3		0-0			4	0	1	1	0	0	1									
Inning Stats	R: 0 E: 0 K: 1 S: 6	H: 0 LOB: 0 BB: 0 P: 10	R: 4 E: 0 K: 1 S: 21	H: 4 LOB: 1 BB: 1 P: 32	R: 1 E: 0 K: 0 S: 5	H: 1 LOB: 0 BB: 1 P: 11	R: 0 E: 0 K: 0 S: 11	H: 1 LOB: 1 BB: 0 P: 15	R: 4 E: 1 K: 2 S: 22	H: 5 LOB: 2 BB: 1 P: 38	R: 0 E: 0 K: 2 S: 7	H: 0 LOB: 0 BB: 0 P: 7	R: 0 E: 0 K: 2 S: 9	H: 0 LOB: 0 BB: 0 P: 12	R: 0 E: 0 K: 0 S: 6	H: 0 LOB: 0 BB: 0 P: 7	R: 1 E: 0 K: 0 S: 9	H: 1 LOB: 0 BB: 0 P: 14	1B: 7 2B: 2 3B: 0 HR: 4	SF: 0 SAC: 0 DP: 1 HBP: 0	WP: 0 PB: 0 SB: 1 CS: 0	PA: 41			
PITCHER	IP	WLS	BF	H	R	ER	SO	BB	IBB	HBP	BLK	WP	HR	S	P	ERA	WHIP								
Kevin Appier, R ERA: 6.23 (1, 1)	2.0		13	5	5	5	2	2	0	0	0	0	3	28	48	22.50	3.500								
41 John Lackey, R ERA: 1.46 (3, 1)	2.1		9	2	2	2	1	0	1	0	0	0	0	20	32	7.71	0.857								
Ben Weber, R ERA: 7.5 (5, 1)	0.2		6	4	2	2	1	0	0	0	0	0	0	17	26	27.00	6.000								
Francisco Rodriguez, R ERA: 1.38 (6, 1)	3.0	W	9	0	0	0	4	0	0	0	0	0	0	22	26	0.00	0.000								
Troy Percival, R ERA: 3.52 (9, 1)	1.0	S	4	1	1	1	0	0	0	0	0	0	1	9	14	9.00	1.000								

Batter	1	2	3	4	5	6	7	8	9	AB	R	H	RBI	BB	SO	LOB	BOTTOM								
David Eckstein, R OBP: 0.333, SLG: 0.306 (1, 6)	0-1	0-1		1-1		2-2		1-1		5	3	3	0	0	0	0	San Francisco Giants @ Anaheim Angels Edison International Field, Anaheim, CA Sun Oct 20 2002, 7:30 PM EDT Att: 44,584 - Unknown - 72 F livebaseballscorecards.com								
Darin Erstad, L OBP: 0.373, SLG: 0.510 (1, 8)	2-0	2-0		3-1		0-0	3-1	3-2		5	2	2	1	0	0	2									
Tim Salmon, R OBP: 0.370, SLG: 0.610 (1, 9)	1-0	2-2		2-1		4-2	4-2	0-0		4	3	4	4	1	0	0									
Alex Ochoa, R (9, 9)	2-3	1-1		1-2		1-1	1-0	1-0		0	0	0	0	0	0	0									
16 Garret Anderson, L OBP: 0.347, SLG: 0.511 (1, 7)	1-2	1-1		1-2		1-1	1-0	1-0		5	1	2	2	0	0	1									
Troy Glaus, R OBP: 0.404, SLG: 0.837 (1, 5)	1-0	2-1		1-1	1-1		3-1			4	1	2	0	0	0	2									
Brad Fullmer, L OBP: 0.429, SLG: 0.600 (1, 10)	1-2	2-1		1-3	1-2	1-2	4-2	4-2		3	1	2	1	1	0	1									
Scott Spiezio, S OBP: 0.432, SLG: 0.632 (1, 3)	0-0		0-0	0-1	0-1	0-0	0-0	0-0		3	0	1	2	0	0	1									
Bengie Molina, R OBP: 0.237, SLG: 0.306 (1, 2)	1-3	2-2		1-1	3-1	1-1	1-1	1-1		4	0	0	0	0	0	3									
Adam Kennedy, L OBP: 0.364, SLG: 0.833 (1, 4)	2-2	2-2		2-2		0-0	1-2	1-2		4	0	0	0	0	0	1									
Inning Stats	R: 5 E: 0 K: 0 S: 19	H: 6 LOB: 1 BB: 0 P: 29	R: 2 E: 0 K: 0 S: 13	H: 3 LOB: 1 BB: 0 P: 21	R: 0 E: 0 K: 0 S: 7	H: 0 LOB: 0 BB: 0 P: 12	R: 0 E: 0 K: 0 S: 9	H: 1 LOB: 1 BB: 0 P: 16	R: 1 E: 1 K: 0 S: 11	H: 2 LOB: 2 BB: 0 P: 16	R: 1 E: 0 K: 0 S: 10	H: 2 LOB: 2 BB: 1 P: 17	R: 0 E: 0 K: 0 S: 10	H: 0 LOB: 1 BB: 1 P: 18	R: 2 E: 0 K: 0 S: 15	H: 2 LOB: 0 BB: 0 P: 21	R: 2 E: 0 K: 0 S: 9	H: 1 LOB: 0 BB: 0 P: 14	1B: 11 2B: 3 3B: 0 HR: 2	SF: 1 SAC: 0 DP: 1 HBP: 0	WP: 0 PB: 1 SB: 2 CS: 0	PA: 40			
PITCHER	IP	WLS	BF	H	R	ER	SO	BB	IBB	HBP	BLK	WP	HR	S	P	ERA	WHIP								
Russ Ortiz, R ERA: 6.75 (1, 1)	1.2		14	9	7	7	0	0	0	0	0	0	0	35	56	2.25	1.000								
41 Chad Zerbe, L ERA: 2.25 (2, 1)	4.0		15	4	2	1	0	0	0	0	0	0	0	2	6	∞	∞								
Jay Witasick, R ERA: 2.7 (6, 1)	0.0		1	0	0	0	0	1	0	0	0	0	0	2	3	0.00	3.000								
Aaron Fultz, L ERA: 13.5 (6, 1)	0.1	B	1	1	0	0	0	0	0	0	0	0	0	2	3	0.00	3.000								
Felix Rodriguez, R ERA: 2.52 (7, 1)	1.2	L	8	2	2	2	0	1	0	0	0	0	1	24	37	10.80	1.800								

Batter	1	2	3	4	5	6	7	8	9	AB	R	H	RBI	BB	SO	LOB	TOP										
David Eckstein, R OBP: 0.351, SLG: 0.315	L1		2B E BB	G6-3	G6-3	1-2 2H 1B		E 1B		5	1	2	1	1	0	0	Anaheim Angels @ San Francisco Giants PacBell Park, San Francisco, CA Tue Oct 22 2002, 8:00 PM EDT Att: 42,707 - Cloudy - 57 F										
Darin Erstad, L OBP: 0.386, SLG: 0.526	G5-3		1B 2B	16 S 16 BB G3	16 1B	P6		FC2-5-2		6	2	3	0	0	0	4											
Tim Salmon, R OBP: 0.363, SLG: 0.600 Scott Schoeneweis, L (8.1)	K		E5 1B 3B	16 G3 16 S 1B	F7					4	2	1	1	2	1	2											
16 Garret Anderson, L OBP: 0.327, SLG: 0.472		G3-1	F7	G3				F8	F8	6	0	1	1	0	0	7											
Troy Glaus, R OBP: 0.415, SLG: 0.792	F8	F8	1-3 2H 3B 1B	1B	F9			F8	G6-4-3 1B	5	2	2	1	1	0	3											
Scott Spiezio, S OBP: 0.440, SLG: 0.651	2B BB	2B	1-1 H 3-H 3B	1B	G6-3	F8		G6-4-3	1-2	5	1	2	3	1	0	2											
Adam Kennedy, L OBP: 0.385, SLG: 0.800			K	1B 1B HBP				F7	K	5	1	2	1	0	2	1											
Bengie Molina, R OBP: 0.326, SLG: 0.342				1B 1B				1B 1B E 1B		2	1	2	1	3	0	0											
Ramon Ortiz, R Shawn Wooten, R Brendan Donnelly, R Benji Gil, R Alex Ochoa, R	K	G1-3		K	F3			1B E 1B		3	0	0	0	0	2	7											
Inning Stats	R: 0 E: 0 K: 1 S: 6	H: 0 LOB: 0 BB: 0 P: 10	R: 0 E: 0 K: 1 S: 14	H: 1 LOB: 3 BB: 2 P: 25	R: 4 E: 1 K: 1 S: 20	H: 3 LOB: 2 BB: 2 P: 42	R: 4 E: 0 K: 1 S: 18	H: 4 LOB: 2 BB: 2 P: 31	R: 0 E: 0 K: 0 S: 10	H: 2 LOB: 2 BB: 0 P: 12	R: 1 E: 0 K: 0 S: 10	H: 1 LOB: 2 BB: 1 P: 17	R: 0 E: 0 K: 0 S: 8	H: 1 LOB: 1 BB: 0 P: 12	R: 1 E: 1 K: 0 S: 11	H: 3 LOB: 3 BB: 1 P: 18	R: 0 E: 0 K: 1 S: 8	H: 1 LOB: 0 BB: 0 P: 10	1B: 12 2B: 3 3B: 1 HR: 0	SF: 0 SAC: 0 DP: 1 HBP: 1	WP: 0 PB: 0 SB: 2 CS: 0	PA: 52					
PITCHER	IP	WLS	BF	H	R	ER	SO	BB	IBB	HBP	BLK	WP	HR	S	P	ERA	WHIP										
Livan Hernandez, R ERA: 4.91	3.2	L	22	5	6	5	3	3	2	0	0	0	0	47	92	12.27	2.182										
Jay Witasick, R ERA: 7.39	0.1		5	3	2	2	1	1	0	0	0	0	0	11	16	54.00	12.000										
Aaron Fultz, L ERA: 6.75	2.0		11	3	1	1	0	1	0	1	0	0	0	20	29	4.50	2.000										
Felix Rodriguez, R ERA: 2.31	1.0		4	1	0	0	0	0	0	0	0	0	0	8	12	0.00	1.000										
Scott Eyre, L ERA:	2.0		10	4	1	0	1	0	1	0	0	0	0	19	28	0.00	2.000										

Batter	1	2	3	4	5	6	7	8	9	AB	R	H	RBI	BB	SO	LOB	BOTTOM										
Kenny Lofton, L OBP: 0.317, SLG: 0.321	1B S G4-3 BB	G3			F9	P6			F8	4	1	0	0	1	0	2	Anaheim Angels @ San Francisco Giants PacBell Park, San Francisco, CA Tue Oct 22 2002, 8:00 PM EDT Att: 42,707 - Cloudy - 57 F										
Rich Aurilia, R OBP: 0.309, SLG: 0.620	K		1B		HR			F8	K	5	1	2	1	0	2	1											
Jeff Kent, R OBP: 0.333, SLG: 0.353	G4-3 IBB 1B		F3		HR	1B		F8		4	1	2	0	0	0	1											
Barry Bonds, L OBP: 0.544, SLG: 0.971	G4-3 IBB		K		HR			BB		2	1	1	2	2	1	1											
Benito Santiago, R OBP: 0.281, SLG: 0.389	G4-3		G5-3		G6-3			P6		4	0	0	1	0	0	4											
J.T. Snow, L OBP: 0.340, SLG: 0.520	G1-3			G3	F7			G6-4-3 1B		4	0	1	0	0	0	2											
Reggie Sanders, R OBP: 0.265, SLG: 0.356		K		F3		F9		P4		4	0	0	0	0	1	1											
David Bell, R OBP: 0.400, SLG: 0.452		SH3 BB			BB			G6-4-3	1-2	1	0	0	0	3	0	1											
Livan Hernandez, R Jay Witasick, R Pedro Feliz, R Aaron Fultz, L Shawon Dunston, R Felix Rodriguez, R Scott Eyre, L Ramon Martinez, R		SH3		F7		F7			K	0	0	0	0	0	0	0											
Inning Stats	R: 1 E: 0 K: 1 S: 11	H: 1 LOB: 2 BB: 2 P: 25	R: 0 E: 0 K: 1 S: 5	H: 0 LOB: 1 BB: 1 P: 11	R: 0 E: 0 K: 1 S: 8	H: 1 LOB: 1 BB: 0 P: 12	R: 0 E: 0 K: 0 S: 14	H: 0 LOB: 1 BB: 1 P: 24	R: 3 E: 0 K: 0 S: 9	H: 3 LOB: 0 BB: 0 P: 15	R: 0 E: 0 K: 0 S: 13	H: 0 LOB: 1 BB: 1 P: 21	R: 0 E: 0 K: 0 S: 5	H: 0 LOB: 1 BB: 1 P: 13	R: 0 E: 0 K: 0 S: 4	H: 1 LOB: 0 BB: 0 P: 5	R: 0 E: 0 K: 2 S: 9	H: 0 LOB: 0 BB: 0 P: 11	1B: 4 2B: 0 3B: 0 HR: 2	SF: 0 SAC: 1 DP: 1 HBP: 0	WP: 0 PB: 0 SB: 1 CS: 0	PA: 38					
PITCHER	IP	WLS	BF	H	R	ER	SO	BB	IBB	HBP	BLK	WP	HR	S	P	ERA	WHIP										
Ramon Ortiz, R ERA: 9.0	5.0	W	24	5	4	4	3	3	1	0	0	0	0	47	87	7.20	1.600										
Brendan Donnelly, R ERA: 6.0	2.0		8	0	0	0	0	2	0	0	0	0	0	18	34	0.00	1.000										
Scott Schoeneweis, L ERA: 3.0	2.0		6	1	0	0	2	0	0	0	0	0	0	13	16	0.00	0.500										



Batter	1	2	3	4	5	6	7	8	9	AB	R	H	RBI	BB	SO	LOB	TOP				
David Eckstein, R (1, 6) OBP: 0.328, SLG: 0.298	1-2 G6-3	1-0 SF8		1-1 B5-3			2-1 P4			3	0	0	1	0	0	0	Anaheim Angels @ San Francisco Giants PacBell Park, San Francisco, CA Wed Oct 23 2002, 8:00 PM EDT Att: 42,703 - Overcast - 56 F				
Darin Erstad, L (1, 8) OBP: 0.361, SLG: 0.492	2-1 G4-3	1-1 G1-3		0-0 G4-3			1-0 G3-1			4	0	0	0	0	0	2					
Tim Salmon, R (1, 9) OBP: 0.375, SLG: 0.571	0-0 E5								2-2 F8	4	0	1	0	0	1	0					
16 Garret Anderson, L (1, 7) OBP: 0.339, SLG: 0.474	3-1 FC4-6								1-1 G3	4	1	2	0	0	0	1					
Troy Glaus, R (1, 5) OBP: 0.404, SLG: 0.808	0-1 FC4-6								1-2 F7	4	1	1	2	0	0	3					
Scott Spiezio, S (1, 3)									0-2 F5	4	0	1	0	0	0	0					
Benji Gil, R (1, 4) Adam Kennedy, L (9, PH) OBP: 0.636, SLG: 0.638 OBP: 0.400, SLG: 0.806									0-0 G6-3	3	1	2	0	0	1	1					
Bengie Molina, R (1, 2) Brad Fulmer, L (9, PH) OBP: 0.326, SLG: 0.341 OBP: 0.414, SLG: 0.577									0-2 G6-3	3	0	1	0	0	0	2					
41 John Lackey, R (1, 1) Ben Weber, R (6, 1) Orlando Palmeiro, L (7, PH) Francisco Rodriguez, R (7, 1)									0-3 K	2	0	1	0	0	0	0					
Inning Stats	R: 0 E: 1 K: 0 S: 12	H: 1 LOB: 2 BB: 0 P: 18	R: 1 E: 0 K: 0 S: 14	H: 3 LOB: 2 BB: 0 P: 22	R: 2 E: 0 K: 0 S: 7	H: 3 LOB: 1 BB: 0 P: 14	R: 0 E: 0 K: 0 S: 6	H: 0 LOB: 0 BB: 0 P: 9	R: 0 E: 0 K: 1 S: 10	H: 1 LOB: 0 BB: 0 P: 14	R: 0 E: 0 K: 1 S: 10	H: 0 LOB: 0 BB: 0 P: 9	R: 0 E: 0 K: 0 S: 9	H: 0 LOB: 0 BB: 0 P: 13	R: 0 E: 0 K: 0 S: 7	H: 1 LOB: 0 BB: 0 P: 7		1B: 9 2B: 0 3B: 0 HR: 1	SF: 1 SAC: 0 DP: 3 HBP: 0	WP: 0 PB: 0 SB: 0 CS: 0	PA: 35
PITCHER	IP	WLS	BF	H	R	ER	SO	BB	IBB	HBP	BLK	WP	HR	S	P	ERA	WHIP				
Kirk Rueter, L (1, 1) ERA: 6.3	6.0		26	9	3	3	2	0	0	0	0	0	1	55	88	4.50	1.500				
Felix Rodriguez, R (7, 1) ERA: 2.13	1.0	3	0	0	0	0	1	0	0	0	0	0	0	6	9	0.00	0.000				
Tim Worrell, R (8, 1) ERA: 4.66	1.0	W	3	0	0	0	0	0	0	0	0	0	0	9	13	0.00	0.000				
Robb Nen, R (9, 1) ERA: 1.13	1.0	S	3	1	0	0	0	0	0	0	0	0	0	7	7	0.00	1.000				

AB	34
R	3
H	10
RBI	3
BB	0
SO	3
LOB	10



Batter	1	2	3	4	5	6	7	8	9	AB	R	H	RBI	BB	SO	LOB	BOTTOM				
Kenny Lofton, L (1, 8) OBP: 0.344, SLG: 0.351	2-2 1B		1-1 2B		0-0 1B	2-2 F8				4	1	3	0	0	0	1	Anaheim Angels @ San Francisco Giants PacBell Park, San Francisco, CA Wed Oct 23 2002, 8:00 PM EDT Att: 42,703 - Overcast - 56 F				
Rich Aurilia, R (1, 6) OBP: 0.338, SLG: 0.648	0-2 1B		2-0 1B		2-2 1B	0-1 L5				4	1	3	1	0	0	1					
Jeff Kent, R (1, 4) OBP: 0.311, SLG: 0.333	3-3 K		1-0 L1		0-1 SF9				1-3 K	3	0	0	1	0	2	4					
Barry Bonds, L (1, 7) OBP: 0.557, SLG: 0.944	4-0 1B		4-0 1B		4-0 1B				2-2 G3	1	0	0	0	3	0	0					
Benito Santiago, R (1, 2) OBP: 0.279, SLG: 0.379	2-2 G6-3		1-1 G6-4-3		1-0 1B				2-2 F7	4	0	1	1	0	0	6					
J.T. Snow, L (1, 3) OBP: 0.333, SLG: 0.500			2-1 G3-1		0-1 G4-3				1-1 PB	4	1	1	0	0	0	2					
Reggie Sanders, R (1, 9) OBP: 0.264, SLG: 0.347			2-2 1B		3-2 F9				2-1 B3	4	0	1	0	0	1	3					
David Bell, R (1, 5) OBP: 0.407, SLG: 0.457			0-2 G6-3		3-2 F7				1-0 CS	4	0	2	1	0	0	1					
Kirk Rueter, L (1, 1) Tom Gooden, L (6, PH) Felix Rodriguez, R (7, 1) Tim Worrell, R (8, 1) Ramon Martinez, R (8, PH) Robb Nen, R (9, 1)			0-0 G4-3		1-2 1B				3-3 K	2	1	1	0	0	0	1					
Inning Stats	R: 0 E: 0 K: 1 S: 13	H: 2 LOB: 1 BB: 1 P: 24	R: 0 E: 0 K: 0 S: 10	H: 1 LOB: 1 BB: 0 P: 14	R: 0 E: 0 K: 0 S: 6	H: 2 LOB: 2 BB: 1 P: 15	R: 0 E: 0 K: 0 S: 8	H: 0 LOB: 0 BB: 0 P: 14	R: 3 E: 1 K: 1 S: 17	H: 4 LOB: 2 BB: 1 P: 28	R: 0 E: 0 K: 0 S: 13	H: 1 LOB: 1 BB: 1 P: 19	R: 0 E: 0 K: 1 S: 10	H: 0 LOB: 0 BB: 0 P: 15	R: 1 E: 0 K: 1 S: 8	H: 2 LOB: 1 BB: 0 P: 15		1B: 11 2B: 2 3B: 0 HR: 0	SF: 1 SAC: 0 DP: 3 HBP: 0	WP: 0 PB: 1 SB: 1 CS: 1	PA: 36
PITCHER	IP	WLS	BF	H	R	ER	SO	BB	IBB	HBP	BLK	WP	HR	S	P	ERA	WHIP				
41 John Lackey, R (1, 1) ERA: 2.8	5.0		25	9	3	3	2	0	0	0	0	0	0	54	95	5.40	1.800				
Ben Weber, R (6, 1) ERA: 6.43	1.0	4	1	0	0	0	0	1	0	0	0	0	0	13	19	0.00	2.000				
Francisco Rodriguez, R (7, 1) ERA: 1.2	2.0	L	7	2	1	0	2	0	0	0	0	0	0	18	30	0.00	1.000				

AB	31
R	4
H	12
RBI	4
BB	4
SO	4
LOB	20



Batter	1	2	3	4	5	6	7	8	9	AB	R	H	RBI	BB	SO	LOB	TOP					
David Eckstein, R OBP: 0.348, SLG: 0.311	1-2 FC4-6 1B		4-0 1B S BB		2-2 1B 16 WP	1-2 G6-3		2-3 K		4	1	2	1	1	1	2						
Darin Erstad, L OBP: 0.348, SLG: 0.477	0-1 FC4-6 1B		2-2 1B		0-0 SF9	0-0 G1		0-3 K		4	0	1	1	0	1	2						
Tim Salmon, R OBP: 0.367, SLG: 0.547 Alex Ochoa, R	2-3 K		2-3 K		0-0 1B 16 WP 2B	3-0 G5-3		1-1 F7		4	1	1	0	0	2	4						
16 Garret Anderson, L OBP: 0.328, SLG: 0.452	2-0 1B		2-2 F9		0-3 K		2-0 F5		0-0 G4-3	5	0	1	0	0	1	3						
Troy Glaus, R OBP: 0.393, SLG: 0.786	2-3 K			1-3 K	3-2 2B		1-3 K			4	0	1	1	0	3	2						
Scott Spiezio, S OBP: 0.431, SLG: 0.592 62 Scot Shields, R		0-3 K		4-2 BB	4-1 BB		0-1 G3			2	0	0	0	2	1	0						
Adam Kennedy, L OBP: 0.364, SLG: 0.725		1-1 G3		2-3 K	1-2 F8		3-2 G3			4	0	0	0	0	1	3						
Bengie Molina, R OBP: 0.320, SLG: 0.333 José Molina, R		1-3 K		0-1 P4		1-0 2B G6-3 1B		0-2 F9		4	1	1	0	0	1	1						
Jarrod Washburn, L Orlando Palmeiro, L Brendan Donnelly, R Benji Gil, R Ben Weber, R Shawn Wooten, R			1-1 G6-3		1-1 SF9 2B	0-1 G6-3 2B		1-1 1B		1	0	0	0	0	0	0						
Inning Stats	R: 0 E: 0 K: 2 S: 16	H: 2 LOB: 2 BB: 0 P: 23	R: 0 E: 0 K: 2 S: 8	H: 0 LOB: 0 BB: 0 P: 10	R: 0 E: 0 K: 1 S: 12	H: 1 LOB: 2 BB: 1 P: 23	R: 0 E: 0 K: 2 S: 15	H: 0 LOB: 1 BB: 1 P: 22	R: 3 E: 0 K: 1 S: 20	H: 4 LOB: 2 BB: 1 P: 31	R: 1 E: 0 K: 0 S: 8	H: 2 LOB: 1 BB: 0 P: 13	R: 0 E: 0 K: 1 S: 7	H: 0 LOB: 0 BB: 0 P: 10	R: 0 E: 0 K: 1 S: 12	H: 1 LOB: 1 BB: 0 P: 18	R: 0 E: 0 K: 1 S: 6	H: 0 LOB: 0 BB: 0 P: 7	1B: 7 2B: 3 3B: 0 HR: 0	SF: 1 SAC: 0 DP: 0 HBP: 0	WP: 1 PB: 0 SB: 1 CS: 0	PA: 40
PITCHER	IP WLS BF H R ER SO BB IBB HBP BLK WP HR S P ERA WHIP	IP WLS BF H R ER SO BB IBB HBP BLK WP HR S P ERA WHIP																				
Jason Schmidt, R ERA: 4.24	4.2 2 24 7 3 3 8 3 0 0 0 1 0 67 104 5.79 2.143	1.0 W 5 2 1 1 0 0 0 0 0 0 0 11 14 9.00 2.000	0.1 H 1 0 0 0 0 0 0 0 0 0 0 4 4 0.00 0.000	2.0 7 1 0 0 2 0 0 0 0 0 0 19 28 0.00 0.500	1.0 3 0 0 0 1 0 0 0 0 0 0 6 7 0.00 0.000																	

Anaheim Angels @ San Francisco Giants
PacBell Park, San Francisco, CA
Thu Oct 24 2002, 8:00 PM EDT
Att: 42,713 - Overcast - 58 F

AB	36
R	4
H	10
RBI	3
BB	3
SO	11
LOB	17




Batter	1	2	3	4	5	6	7	8	9	AB	R	H	RBI	BB	SO	LOB	BOTTOM			
Kenny Lofton, L OBP: 0.357, SLG: 0.397 Scott Eyre, L	2-1 BB 2B 1B	0-2 2B E 1B	0-1 G4-3			0-1 G4-3	2-1 HR 3B	2-0 G4-3		6	3	3	2	0	0	3				
Rich Aurilia, R OBP: 0.338, SLG: 0.667	1-0 F8	0-0 L8	1-0 F8			1-0 HR 1B	1-3 K	0-0 HR		6	2	2	3	0	1	4				
Jeff Kent, R OBP: 0.343, SLG: 0.475	4-2 2B SF7 BB	3-1 E 2B		1-0 F9		0-1 HR	3-2 HR	1-1 F7		5	4	3	4	1	0	0				
Barry Bonds, L OBP: 0.576, SLG: 0.975	2-1 BB BB 2B	4-0 E SF8 IBB		2-1 F7		0-1 2B	2-2 1B			4	2	3	1	1	0	0				
Benito Santiago, R OBP: 0.288, SLG: 0.377	0-0 SF7	0-0 E8 SF8 1B		2-2 G5-3		4-0 IBB	3-2 G6-3			3	0	1	3	1	0	1				
Reggie Sanders, R Felix Rodriguez, R Shawon Dunston, R Tim Worrell, R Pedro Feliz, R Tom Goodwin, L	4-0 BB BB IBB	2-2 SF8			2-3 K	1-3 K		2-2 F9		1	0	0	1	1	1	0				
J.T. Snow, L OBP: 0.355, SLG: 0.500	4-1 BB BB	3-2 F8			1-3 K		1-1 SH1-4 HBP 3B 1B	3-2 E 1B		4	2	2	0	1	1	1				
David Bell, R OBP: 0.441, SLG: 0.469	4-1 BB		0-1 G4-3 SH1-4 1B		2-2 F3		3-2 SH1-4 HBP 3B	2-2 E 1B		3	2	2	1	1	0	0				
Jason Schmidt, R 41 Chad Zerbe, L Tsuyoshi Shinjo, R	0-3 K		0-0 SH1-4			1-3 K	0-1 SH1-4	0-1 E5 G4-3		1	0	0	0	0	1	3				
Inning Stats	R: 3 E: 0 K: 1 S: 13	H: 2 LOB: 3 BB: 4 P: 34	R: 3 E: 1 K: 0 S: 14	H: 3 LOB: 1 BB: 1 P: 26	R: 0 E: 0 K: 0 S: 6	H: 1 LOB: 1 BB: 0 P: 7	R: 0 E: 0 K: 0 S: 7	H: 0 LOB: 0 BB: 0 P: 12	R: 0 E: 0 K: 2 S: 12	H: 0 LOB: 0 BB: 0 P: 17	R: 2 E: 0 K: 0 S: 16	H: 3 LOB: 2 BB: 1 P: 23	R: 4 E: 0 K: 1 S: 21	H: 4 LOB: 1 BB: 0 P: 36	R: 4 E: 1 K: 0 S: 17	H: 3 LOB: 0 BB: 0 P: 27	1B: 9 2B: 3 3B: 1 HR: 3	SF: 2 SAC: 2 DP: 0 HBP: 1	WP: 0 PB: 0 SB: 0 CS: 0	PA: 48
PITCHER	IP WLS BF H R ER SO BB IBB HBP BLK WP HR S P ERA WHIP	IP WLS BF H R ER SO BB IBB HBP BLK WP HR S P ERA WHIP																		
Jarrod Washburn, L ERA: 5.02	4.0 L 23 6 6 6 1 3 2 0 0 0 0 40 79 13.50 2.250	1.0 3 0 0 0 2 0 0 0 0 0 0 12 17 0.00 0.000	5.4 5 5 5 2 0 1 1 0 0 1 24 37 33.75 3.750	5.4 5 5 1 1 0 0 0 0 0 2 30 49 5.40 3.000																

Anaheim Angels @ San Francisco Giants
PacBell Park, San Francisco, CA
Thu Oct 24 2002, 8:00 PM EDT
Att: 42,713 - Overcast - 58 F

AB	37
R	16
H	16
RBI	15
BB	6
SO	6
LOB	15



Batter	1	2	3	4	5	6	7	8	9	AB	R	H	RBI	BB	SO	LOB	TOP										
Kenny Lofton, L OBP: 0.360, SLG: 0.412 (1, 8)	P6		B5-3						F5	5	2	2	0	0	0	0	San Francisco Giants @ Anaheim Angels Edison International Field, Anaheim, CA Sat Oct 26 2002, 7:30 PM EDT Att: 44,506 - Cloudy - 66 F										
Rich Aurilia, R OBP: 0.329, SLG: 0.625 (1, 6)	F8								K	4	0	0	0	1	2	2											
Jeff Kent, R OBP: 0.352, SLG: 0.476 (1, 4)			P6							4	0	2	1	0	0	1											
Barry Bonds, L OBP: 0.586, SLG: 1.024 (1, 7)										2	1	1	1	2	1	1											
Benito Santiago, R OBP: 0.286, SLG: 0.359 (1, 2)	F3									3	0	0	0	1	1	3											
J.T. Snow, L OBP: 0.348, SLG: 0.484 (1, 3)										4	0	1	0	0	0	1											
Reggie Sanders, R OBP: 0.250, SLG: 0.315 (1, 9)										4	0	0	0	0	3	2											
David Bell, R OBP: 0.429, SLG: 0.453 (1, 5)										4	1	1	0	0	2	2											
Shawon Dunston, R OBP: 0.250, SLG: 0.500 Tom Goodwin, L (9, PH)			F9						K	3	1	1	2	0	0	0											
Inning Stats	R: 0 E: 0 K: 0 S: 8	H: 1 LOB: 2 BB: 1 P: 18	R: 0 E: 0 K: 2 S: 8	H: 0 LOB: 0 BB: 0 P: 12	R: 0 E: 0 K: 0 S: 5	H: 0 LOB: 1 BB: 1 P: 11	R: 0 E: 0 K: 0 S: 6	H: 0 LOB: 0 BB: 1 P: 14	R: 3 E: 0 K: 0 S: 16	H: 3 LOB: 0 BB: 0 P: 26	R: 1 E: 0 K: 2 S: 12	H: 2 LOB: 1 BB: 0 P: 13	R: 1 E: 0 K: 2 S: 17	H: 2 LOB: 1 BB: 0 P: 23	R: 0 E: 0 K: 2 S: 10	H: 0 LOB: 1 BB: 1 P: 16		R: 0 E: 0 K: 2 S: 11	H: 0 LOB: 0 BB: 0 P: 17	1B: 5 2B: 1 3B: 0 HR: 2	SF: 0 SAC: 0 DP: 1 HBP: 0	WP: 1 PB: 0 SB: 2 CS: 0	PA: 38				
PITCHER	IP	WLS	BF	H	R	ER	SO	BB	IBB	HBP	BLK	WP	HR	S	P	ERA	WHIP										
Kevin Appier, R ERA: 6.23 (1, 1)	4.1	19	4	3	3	2	2	2	1	0	0	0	1	36	71	6.23	1.385										
Francisco Rodriguez, R ERA: 2.04 (5, 1)	2.2	12	4	2	2	4	0	0	0	0	0	1	1	36	46	6.75	1.500										
Brendan Donnelly, R ERA: 4.91 (8, 1)	1.0	W	4	0	0	2	1	0	0	0	0	0	0	10	16	0.00	1.000										
Troy Percival, R ERA: 3.12 (9, 1)	1.0	S	3	0	0	0	2	0	0	0	0	0	0	11	17	0.00	0.000										

Batter	1	2	3	4	5	6	7	8	9	AB	R	H	RBI	BB	SO	LOB	BOTTOM										
David Eckstein, R OBP: 0.329, SLG: 0.292 (1, 6)	F7		G6-3							4	0	0	0	0	0	2	San Francisco Giants @ Anaheim Angels Edison International Field, Anaheim, CA Sat Oct 26 2002, 7:30 PM EDT Att: 44,506 - Cloudy - 66 F										
Darin Erstad, L OBP: 0.357, SLG: 0.515 (1, 8)	G4-3									3	1	1	1	1	0	0											
Tim Salmon, R OBP: 0.375, SLG: 0.544 Chone Figgins, S OBP: 1.000, SLG: 1.000 Alex Ochoa, R (9, 9)	G5-3									4	0	2	0	0	1	2											
16 Garret Anderson, L OBP: 0.324, SLG: 0.439 (1, 7)										0	1	0	0	0	0	0											
16 Garret Anderson, L OBP: 0.324, SLG: 0.439 (1, 7)										4	1	1	0	0	0	1											
Troy Glaus, R OBP: 0.415, SLG: 0.797 (1, 5)										3	1	2	2	1	0	0											
Brad Fullmer, L OBP: 0.394, SLG: 0.533 (1, 10)										4	1	1	0	0	1	3											
Scott Spiezio, S OBP: 0.435, SLG: 0.635 (1, 3)										3	1	1	3	1	0	1											
Bengie Molina, R OBP: 0.369, SLG: 0.319 Orilando Palmeiro, L OBP: 0.167, SLG: 0.333 José Molina, R (8, 2)										2	0	0	0	0	0	0											
Adam Kennedy, L OBP: 0.375, SLG: 0.705 (1, 4)										4	0	2	0	0	2	3											
Inning Stats	R: 0 E: 0 K: 0 S: 8	H: 0 LOB: 0 BB: 0 P: 13	R: 0 E: 0 K: 0 S: 10	H: 0 LOB: 1 BB: 1 P: 18	R: 0 E: 0 K: 1 S: 10	H: 0 LOB: 0 BB: 0 P: 13	R: 0 E: 0 K: 0 S: 3	H: 1 LOB: 0 BB: 0 P: 6	R: 0 E: 0 K: 1 S: 11	H: 0 LOB: 0 BB: 0 P: 17	R: 0 E: 0 K: 1 S: 14	H: 1 LOB: 2 BB: 1 P: 23	R: 3 E: 0 K: 1 S: 18	H: 4 LOB: 1 BB: 0 P: 29	R: 3 E: 1 K: 2 S: 18	H: 4 LOB: 3 BB: 1 P: 29	R: 3 E: 1 K: 2 S: 18	H: 4 LOB: 3 BB: 1 P: 29	1B: 7 2B: 1 3B: 0 HR: 2	SF: 0 SAC: 1 DP: 1 HBP: 0	WP: 0 PB: 0 SB: 0 CS: 0	PA: 36					
PITCHER	IP	WLS	BF	H	R	ER	SO	BB	IBB	HBP	BLK	WP	HR	S	P	ERA	WHIP										
Russ Ortiz, R ERA: 5.76 (7, 1)	0.1	2	1	1	1	1	1	0	0	0	0	0	1	11	16	27.00	3.000										
Felix Rodriguez, R ERA: 2.7 (7, 1)	0.0	1	1	0	0	0	0	0	0	0	0	0	0	1	2	∞	∞										
Scott Eyre, L ERA: (7, 1)	0.1	L	4	3	3	2	0	0	0	0	0	0	1	7	10	54.00	9.000										
Tim Worrell, R ERA: 5.25 Robb Nen, R ERA: 1.0 (8, 1)	1.0	B	5	1	0	0	2	0	1	0	0	0	0	13	22	0.00	1.000										

Batter	1	2	3	4	5	6	7	8	9	AB	R	H	RBI	BB	SO	LOB	TOP				
Kenny Lofton, L OBP: 0.350, SLG: 0.389	G1-4-3		G3				F8		F8	4	0	0	0	1	0	2	San Francisco Giants @ Anaheim Angels Edison International Field, Anaheim, CA Sun Oct 27 2002, 7:30 PM EST Att: 44,598 - Sunny - 63 F				
Rich Aurilia, R OBP: 0.311, SLG: 0.588	K2-3		F7							4	0	0	0	0	2	1					
Jeff Kent, R OBP: 0.333, SLG: 0.448	F9									4	0	0	0	0	2	0					
Barry Bonds, L OBP: 0.581, SLG: 0.978		L6								3	0	1	0	1	0	0					
Benito Santiago, R OBP: 0.311, SLG: 0.373		1B SF7 1B								3	1	2	0	1	1	1					
J.T. Snow, L OBP: 0.371, SLG: 0.515										4	0	3	0	0	0	2					
Reggie Sanders, R OBP: 0.242, SLG: 0.309										1	0	0	1	0	0	2					
Tom Goodwin, L OBP: 0.311, SLG: 0.515										2	0	0	0	0	1	3					
David Bell, R OBP: 0.418, SLG: 0.429										3	0	0	0	1	1	1					
Pedro Feliz, R OBP: 0.143, SLG: 0.143										3	0	0	0	0	2	0					
Tsuyoshi Shinjo, R OBP: 0.143, SLG: 0.143										1	0	0	0	0	1	2					
Inning Stats	R: 0 E: 0 K: 1 S: 9	H: 0 LOB: 0 BB: 0 P: 14	R: 1 E: 0 K: 1 S: 17	H: 2 LOB: 1 BB: 0 P: 27	R: 0 E: 0 K: 0 S: 6	H: 0 LOB: 0 BB: 0 P: 7	R: 0 E: 0 K: 1 S: 13	H: 2 LOB: 2 BB: 0 P: 18	R: 0 E: 0 K: 1 S: 11	H: 1 LOB: 1 BB: 1 P: 20	R: 0 E: 0 K: 1 S: 8	H: 0 LOB: 0 BB: 0 P: 10	R: 0 E: 0 K: 3 S: 11	H: 0 LOB: 1 BB: 1 P: 16	R: 0 E: 0 K: 1 S: 13	H: 1 LOB: 2 BB: 1 P: 20	1B: 5 2B: 1 3B: 0 HR: 0	SF: 1 SAC: 0 DP: 0 HBP: 0	WP: 0 PB: 0 SB: 0 CS: 0	PA: 37	
PITCHER	IP	WLS	BF	H	R	ER	SO	BB	IBB	HBP	BLK	WP	HR	S	P	ERA	WHIP				
41 John Lackey, R ERA: 2.42	5.0	W	20	4	1	1	4	1	0	0	0	0	0	56	86	1.80	1.000				
Brendan Donnelly, R ERA: 4.15	2.0	H	8	1	0	0	2	1	0	0	0	0	0	21	30	0.00	1.000				
Francisco Rodriguez, R ERA: 1.93	1.0	H	4	0	0	0	3	1	0	0	0	0	0	11	16	0.00	1.000				
Troy Percival, R ERA: 2.79	1.0	S	5	1	0	0	1	1	0	0	0	0	0	13	20	0.00	2.000				

Batter	1	2	3	4	5	6	7	8	9	AB	R	H	RBI	BB	SO	LOB	BOTTOM				
David Eckstein, R OBP: 0.338, SLG: 0.294	L7		L4							3	1	1	0	1	0	1	San Francisco Giants @ Anaheim Angels Edison International Field, Anaheim, CA Sun Oct 27 2002, 7:30 PM EST Att: 44,598 - Sunny - 63 F				
Darin Erstad, L OBP: 0.356, SLG: 0.507	SH1-3		G4-3							3	1	1	0	0	1	0					
Tim Salmon, R OBP: 0.382, SLG: 0.525										2	1	0	0	1	1	0					
Alex Ochoa, R										0	0	0	0	0	0	0					
16 Garret Anderson, L OBP: 0.319, SLG: 0.443	L8-4		G6-3							4	0	1	3	0	0	2					
Troy Glaus, R OBP: 0.420, SLG: 0.770			G3							4	0	1	3	0	0	2					
Brad Fullmer, L OBP: 0.351, SLG: 0.471			F8							4	0	0	0	0	0	3					
Scott Spiezio, S OBP: 0.424, SLG: 0.600			F9							3	1	0	0	1	0	2					
Bengie Molina, R OBP: 0.327, SLG: 0.380			G4-3							3	0	2	1	0	0	2					
Adam Kennedy, L OBP: 0.353, SLG: 0.660										3	0	0	0	0	1	2					
Inning Stats	R: 0 E: 0 K: 0 S: 6	H: 0 LOB: 1 BB: 2 P: 16	R: 1 E: 0 K: 1 S: 10	H: 1 LOB: 1 BB: 1 P: 19	R: 3 E: 0 K: 0 S: 13	H: 3 LOB: 2 BB: 1 P: 25	R: 0 E: 0 K: 2 S: 9	H: 0 LOB: 0 BB: 0 P: 14	R: 0 E: 0 K: 0 S: 8	H: 1 LOB: 1 BB: 0 P: 18	R: 0 E: 0 K: 1 S: 8	H: 0 LOB: 0 BB: 0 P: 16	R: 0 E: 0 K: 1 S: 7	H: 0 LOB: 0 BB: 0 P: 9	1B: 2 2B: 4 3B: 0 HR: 0	SF: 0 SAC: 1 DP: 1 HBP: 1	WP: 0 PB: 0 SB: 0 CS: 0	PA: 34			
PITCHER	IP	WLS	BF	H	R	ER	SO	BB	IBB	HBP	BLK	WP	HR	S	P	ERA	WHIP				
Livan Hernandez, R ERA: 6.2	2.0	L	14	4	4	4	1	0	0	0	0	0	0	24	53	18.00	3.500				
41 Chad Zerbe, L ERA: 3.0	1.0		3	0	0	0	0	0	0	0	0	0	0	5	7	0.00	0.000				
Kirk Rueter, L ERA: 5.25	4.0		14	1	0	0	3	1	0	0	0	0	0	35	63	0.00	0.500				
Tim Worrell, R ERA: 4.85	1.0		3	0	0	0	1	0	0	0	0	0	0	7	9	0.00	0.000				

AB	32
R	1
H	6
RBI	1
BB	4
SO	10
LOB	14



AB	27
R	4
H	5
RBI	4
BB	5
SO	5
LOB	12

