

# Anaheim Angels - 2003

| Batter  | 1  | 2                                | 3                             | 4                                | 5                            | 6                                | 7                             | 8                                | 9                             | AB                               | R                             | H                                | RBI                           | BB                               | SO                            | LOB                              | TOP                           |                                  |                                  |                                    |                                  |        |
|---|--|----------------------------------|-------------------------------|----------------------------------|------------------------------|----------------------------------|-------------------------------|----------------------------------|-------------------------------|----------------------------------|-------------------------------|----------------------------------|-------------------------------|----------------------------------|-------------------------------|----------------------------------|-------------------------------|----------------------------------|----------------------------------|------------------------------------|----------------------------------|--------|
| <b>Doug Glanville, R</b><br>OBP: 0.400, SLG: 0.250<br>(1, 8)  |  |                                  |                               |                                  |                              |                                  |                               |                                  |                               | 4                                | 0                             | 1                                | 0                             | 1                                | 1                             | 2                                |                               |                                  |                                  |                                    |                                  |        |
| <b>Carl Everett, S</b><br>OBP: 0.500, SLG: 0.500<br>(1, 7)    |  |                                  |                               |                                  |                              |                                  |                               |                                  |                               | 4                                | 1                             | 2                                | 0                             | 1                                | 0                             | 0                                |                               |                                  |                                  |                                    |                                  |        |
| <b>Alex Rodriguez, R</b><br>OBP: 0.200, SLG: 0.800<br>(1, 6)  |  |                                  |                               |                                  |                              |                                  |                               |                                  |                               | 5                                | 1                             | 1                                | 1                             | 0                                | 0                             | 7                                |                               |                                  |                                  |                                    |                                  |        |
| <b>Juan Gonzalez, R</b><br>OBP: 0.600, SLG: 1.400<br>(1, 9)   |  |                                  |                               |                                  |                              |                                  |                               |                                  |                               |                                  | 5                             | 1                                | 3                             | 2                                | 0                             | 0                                |                               |                                  |                                  |                                    |                                  |        |
| <b>Rafael Palmeiro, L</b><br>(1, 3)                           |  |                                  |                               |                                  |                              |                                  |                               |                                  |                               |                                  | 4                             | 0                                | 0                             | 0                                | 1                             | 0                                |                               |                                  |                                  |                                    |                                  |        |
| <b>Ruben Sierra, S</b><br>OBP: 0.200, SLG: 0.200<br>(1, 10)   |  |                                  |                               |                                  |                              |                                  |                               |                                  |                               |                                  | 5                             | 1                                | 1                             | 0                                | 0                             | 2                                |                               |                                  |                                  |                                    |                                  |        |
| <b>Hank Blalock, L</b><br>OBP: 0.400, SLG: 0.400<br>(1, 5)    |  |                                  |                               |                                  |                              |                                  |                               |                                  |                               | 5                                | 1                             | 2                                | 0                             | 0                                | 0                             | 1                                |                               |                                  |                                  |                                    |                                  |        |
| <b>Michael Young, R</b><br>OBP: 0.250, SLG: 1.000<br>(1, 4)   |  |                                  |                               |                                  |                              |                                  |                               |                                  |                               | 4                                | 1                             | 1                                | 3                             | 0                                | 0                             | 1                                |                               |                                  |                                  |                                    |                                  |        |
| <b>Einar Diaz, R</b><br>OBP: 0.500, SLG: 0.667<br>(1, 2)      |  |                                  |                               |                                  |                              |                                  |                               |                                  |                               | 3                                | 0                             | 1                                | 0                             | 1                                | 0                             | 1                                |                               |                                  |                                  |                                    |                                  |        |
| <b>Inning Stats</b>   | R: 1<br>E: 0<br>K: 1<br>S: 14                            | H: 2<br>LOB: 2<br>BB: 2<br>P: 27 | R: 0<br>E: 0<br>K: 1<br>S: 12 | H: 1<br>LOB: 1<br>BB: 0<br>P: 20 | R: 0<br>E: 0<br>K: 0<br>S: 7 | H: 0<br>LOB: 0<br>BB: 0<br>P: 9  | R: 3<br>E: 0<br>K: 0<br>S: 13 | H: 3<br>LOB: 0<br>BB: 0<br>P: 18 | R: 1<br>E: 1<br>K: 0<br>S: 10 | H: 2<br>LOB: 1<br>BB: 0<br>P: 16 | R: 0<br>E: 0<br>K: 0<br>S: 14 | H: 2<br>LOB: 3<br>BB: 1<br>P: 22 | R: 1<br>E: 0<br>K: 0<br>S: 4  | H: 1<br>LOB: 0<br>BB: 0<br>P: 7  | R: 0<br>E: 0<br>K: 0<br>S: 10 | H: 1<br>LOB: 2<br>BB: 1<br>P: 15 | R: 0<br>E: 1<br>K: 1<br>S: 12 | H: 0<br>LOB: 1<br>BB: 0<br>P: 16 | 1B: 7<br>2B: 2<br>3B: 0<br>HR: 3 | SF: 0<br>SAC: 0<br>DP: 1<br>HBP: 0 | WP: 0<br>PB: 0<br>SB: 0<br>CS: 0 | PA: 43 |
| <b>PITCHER</b>  | IP WLS BF H R ER SO BB IBB HBP BLK WP HR S P ERA WHIP    |                                  |                               |                                  |                              |                                  |                               |                                  |                               |                                  |                               |                                  |                               |                                  |                               |                                  |                               |                                  |                                  |                                    |                                  |        |
| 41 John Lackey, R<br>ERA: 9.0                                 | (1, 1) 5.0 L 24 8 5 5 2 2 2 0 0 0 0 0 2 56 90 9.00 2.000 |                                  |                               |                                  |                              |                                  |                               |                                  |                               |                                  |                               |                                  |                               |                                  |                               |                                  |                               |                                  |                                  |                                    |                                  |        |
| Ben Weber, R<br>ERA: 9.0                                      | (6, 1) 1.0 7 3 1 1 1 0 1 0 0 0 0 0 1 15 24 9.00 4.000    |                                  |                               |                                  |                              |                                  |                               |                                  |                               |                                  |                               |                                  |                               |                                  |                               |                                  |                               |                                  |                                  |                                    |                                  |        |
| Scott Schoeneweis, L<br>ERA:                                  | (7, 1) 1.0 3 0 0 0 0 0 0 0 0 0 0 0 3 5 0.00 0.000        |                                  |                               |                                  |                              |                                  |                               |                                  |                               |                                  |                               |                                  |                               |                                  |                               |                                  |                               |                                  |                                  |                                    |                                  |        |
| Brendan Donnelly, R<br>ERA:                                   | (8, 1) 2.0 9 1 0 0 1 1 0 0 0 0 0 0 22 31 0.00 1.000      |                                  |                               |                                  |                              |                                  |                               |                                  |                               |                                  |                               |                                  |                               |                                  |                               |                                  |                               |                                  |                                  |                                    |                                  |        |
| <b>Batter</b>   | <b>1</b>   | <b>2</b>                         | <b>3</b>                      | <b>4</b>                         | <b>5</b>                     | <b>6</b>                         | <b>7</b>                      | <b>8</b>                         | <b>9</b>                      | <b>AB</b>                        | <b>R</b>                      | <b>H</b>                         | <b>RBI</b>                    | <b>BB</b>                        | <b>SO</b>                     | <b>LOB</b>                       | <b>BOTTOM</b>                 |                                  |                                  |                                    |                                  |        |
| <b>David Eckstein, R</b><br>OBP: 0.667, SLG: 0.500<br>(1, 6)  |  |                                  |                               |                                  |                              |                                  |                               |                                  |                               | 2                                | 1                             | 1                                | 0                             | 1                                | 0                             | 0                                |                               |                                  |                                  |                                    |                                  |        |
| <b>Darin Erstad, L</b><br>(1, 8)                              |  |                                  |                               |                                  |                              |                                  |                               |                                  |                               | 4                                | 1                             | 0                                | 1                             | 0                                | 0                             | 2                                |                               |                                  |                                  |                                    |                                  |        |
| <b>Tim Salmon, R</b><br>OBP: 0.750, SLG: 0.667<br>(1, 9)      |  |                                  |                               |                                  |                              |                                  |                               |                                  |                               | 3                                | 0                             | 2                                | 0                             | 0                                | 1                             | 0                                |                               |                                  |                                  |                                    |                                  |        |
| <b>Garret Anderson, L</b><br>OBP: 0.250, SLG: 0.250<br>(1, 7) |  |                                  |                               |                                  |                              |                                  |                               |                                  |                               | 4                                | 0                             | 1                                | 1                             | 0                                | 0                             | 3                                |                               |                                  |                                  |                                    |                                  |        |
| <b>Brad Fullmer, L</b><br>OBP: 0.500, SLG: 0.333<br>(1, 10)   |  |                                  |                               |                                  |                              |                                  |                               |                                  |                               | 3                                | 0                             | 1                                | 1                             | 1                                | 0                             | 2                                |                               |                                  |                                  |                                    |                                  |        |
| <b>Troy Glaus, R</b><br>OBP: 0.500, SLG: 0.500<br>(1, 5)      |  |                                  |                               |                                  |                              |                                  |                               |                                  |                               | 4                                | 0                             | 2                                | 0                             | 0                                | 1                             | 3                                |                               |                                  |                                  |                                    |                                  |        |
| <b>Scott Spiezio, S</b><br>(1, 3)                             |  |                                  |                               |                                  |                              |                                  |                               |                                  |                               | 4                                | 0                             | 0                                | 0                             | 0                                | 2                             | 2                                |                               |                                  |                                  |                                    |                                  |        |
| <b>Bengie Molina, R</b><br>(1, 2)                             |  |                                  |                               |                                  |                              |                                  |                               |                                  |                               | 4                                | 0                             | 0                                | 0                             | 0                                | 0                             | 2                                |                               |                                  |                                  |                                    |                                  |        |
| <b>Adam Kennedy, L</b><br>OBP: 0.250, SLG: 0.500<br>(1, 4)    |  |                                  |                               |                                  |                              |                                  |                               |                                  |                               | 4                                | 1                             | 1                                | 0                             | 0                                | 0                             | 0                                |                               |                                  |                                  |                                    |                                  |        |
| <b>Inning Stats</b>   | R: 1<br>E: 0<br>K: 0<br>S: 15                            | H: 3<br>LOB: 2<br>BB: 0<br>P: 19 | R: 0<br>E: 0<br>K: 0<br>S: 7  | H: 0<br>LOB: 0<br>BB: 0<br>P: 10 | R: 1<br>E: 0<br>K: 1<br>S: 9 | H: 1<br>LOB: 1<br>BB: 1<br>P: 16 | R: 0<br>E: 0<br>K: 1<br>S: 5  | H: 1<br>LOB: 0<br>BB: 0<br>P: 7  | R: 1<br>E: 0<br>K: 0<br>S: 9  | H: 2<br>LOB: 1<br>BB: 0<br>P: 12 | R: 0<br>E: 0<br>K: 0<br>S: 10 | H: 1<br>LOB: 1<br>BB: 0<br>P: 11 | R: 0<br>E: 0<br>K: 2<br>S: 10 | H: 0<br>LOB: 0<br>BB: 1<br>P: 11 | R: 0<br>E: 0<br>K: 2<br>S: 10 | H: 0<br>LOB: 1<br>BB: 1<br>P: 17 | R: 0<br>E: 0<br>K: 1<br>S: 8  | H: 0<br>LOB: 0<br>BB: 0<br>P: 11 | 1B: 7<br>2B: 1<br>3B: 0<br>HR: 0 | SF: 0<br>SAC: 1<br>DP: 2<br>HBP: 1 | WP: 0<br>PB: 0<br>SB: 1<br>CS: 0 | PA: 36 |
| <b>PITCHER</b>  | IP WLS BF H R ER SO BB IBB HBP BLK WP HR S P ERA WHIP    |                                  |                               |                                  |                              |                                  |                               |                                  |                               |                                  |                               |                                  |                               |                                  |                               |                                  |                               |                                  |                                  |                                    |                                  |        |
| Ismael Valdez, R<br>ERA: 5.4                                  | (1, 1) 5.0 W 22 7 3 3 3 1 0 1 0 0 0 0 45 64 5.40 1.600   |                                  |                               |                                  |                              |                                  |                               |                                  |                               |                                  |                               |                                  |                               |                                  |                               |                                  |                               |                                  |                                  |                                    |                                  |        |
| Aaron Fultz, L<br>ERA:  | (6, 1) 2.0 H 7 1 0 0 0 0 0 0 0 0 1 0 0 17 22 0.00 0.500  |                                  |                               |                                  |                              |                                  |                               |                                  |                               |                                  |                               |                                  |                               |                                  |                               |                                  |                               |                                  |                                  |                                    |                                  |        |
| Francisco Cordero, R<br>ERA:                                  | (8, 1) 1.0 H 4 0 0 0 0 2 1 0 0 0 0 0 0 10 17 0.00 1.000  |                                  |                               |                                  |                              |                                  |                               |                                  |                               |                                  |                               |                                  |                               |                                  |                               |                                  |                               |                                  |                                  |                                    |                                  |        |
| Ugueth Urbina, R<br>ERA:                                      | (9, 1) 1.0 S 3 0 0 0 0 1 0 0 0 0 0 0 0 8 11 0.00 0.000   |                                  |                               |                                  |                              |                                  |                               |                                  |                               |                                  |                               |                                  |                               |                                  |                               |                                  |                               |                                  |                                  |                                    |                                  |        |

Texas Rangers @ Anaheim Angels  
Edison International Field, Anaheim, CA  
Sun Mar 30 2003, 8:05 PM EST  
Att: 43,525 - Sunny - 85 F

|     |    |
|-----|----|
| AB  | 39 |
| R   | 6  |
| H   | 12 |
| RBI | 6  |
| BB  | 4  |
| SO  | 3  |
| LOB | 17 |



Texas Rangers @ Anaheim Angels  
Edison International Field, Anaheim, CA  
Sun Mar 30 2003, 8:05 PM EST  
Att: 43,525 - Sunny - 85 F

|     |    |
|-----|----|
| AB  | 32 |
| R   | 3  |
| H   | 8  |
| RBI | 3  |
| BB  | 2  |
| SO  | 4  |
| LOB | 14 |













| Batter   | 1                             | 2                                | 3                            | 4                                | 5                            | 6                               | 7                             | 8                                | 9                             | AB                               | R                            | H                                | RBI                           | BB                               | SO                           | LOB                             | TOP                              |                                    |                                  |        |  |
|--|-------------------------------|----------------------------------|------------------------------|----------------------------------|------------------------------|---------------------------------|-------------------------------|----------------------------------|-------------------------------|----------------------------------|------------------------------|----------------------------------|-------------------------------|----------------------------------|------------------------------|---------------------------------|----------------------------------|------------------------------------|----------------------------------|--------|--|
| David Eckstein, R (1, 6)<br>OBP: 0.353, SLG: 0.167     | G4-3                          |                                  | G5-3                         |                                  | K                            |                                 |                               | BB<br>16<br>2B<br>BB             |                               | 3                                | 1                            | 0                                | 0                             | 1                                | 1                            | 0                               |                                  |                                    |                                  |        |  |
| Darin Erstad, L (1, 8)<br>OBP: 0.436, SLG: 0.571       | BB<br>16<br>2B                |                                  | G4-3                         |                                  |                              | G4-3                            |                               | F7                               |                               | 3                                | 0                            | 0                                | 0                             | 1                                | 0                            | 2                               |                                  |                                    |                                  |        |  |
| Tim Salmon, R (1, 9)<br>OBP: 0.412, SLG: 0.571         | L7                            |                                  |                              |                                  | HR                           | G4-3                            |                               | BB<br>16<br>2B                   |                               | 3                                | 1                            | 1                                | 1                             | 1                                | 0                            | 1                               |                                  |                                    |                                  |        |  |
| 16 Garret Anderson, L (1, 7)<br>OBP: 0.611, SLG: 0.824 |                               |                                  |                              |                                  | G3<br>1B                     | K                               |                               | BB<br>16<br>2B                   |                               | 4                                | 0                            | 3                                | 2                             | 0                                | 1                            | 0                               |                                  |                                    |                                  |        |  |
| Troy Glaus, R (1, 5)<br>OBP: 0.353, SLG: 0.467         | L7                            |                                  |                              |                                  | P4                           |                                 |                               | G1-3                             |                               | 4                                | 0                            | 0                                | 0                             | 0                                | 0                            | 5                               |                                  |                                    |                                  |        |  |
| Scott Spiezio, S (1, 3)                                |                               | P4                               |                              |                                  | G3                           |                                 |                               | G6-3                             |                               | 4                                | 0                            | 0                                | 0                             | 0                                | 0                            | 1                               |                                  |                                    |                                  |        |  |
| Shawn Wooten, R (1, 10)                                |                               | G5-3                             |                              |                                  | P4                           |                                 |                               |                                  |                               | 3                                | 0                            | 0                                | 0                             | 0                                | 0                            | 1                               |                                  |                                    |                                  |        |  |
| Adam Kennedy, L (9, PH)<br>OBP: 0.500, SLG: 0.500      |                               |                                  |                              |                                  |                              |                                 |                               | G5-4-3<br>BB                     |                               | 0                                | 0                            | 0                                | 0                             | 1                                | 0                            | 0                               |                                  |                                    |                                  |        |  |
| José Molina, R (1, 2)                                  |                               | L7                               |                              |                                  |                              |                                 |                               |                                  |                               | 2                                | 0                            | 0                                | 0                             | 0                                | 0                            | 0                               |                                  |                                    |                                  |        |  |
| Eric Owens, R (8, PH)                                  |                               |                                  |                              |                                  |                              |                                 |                               | G5-4-3                           |                               | 0                                | 1                            | 0                                | 0                             | 1                                | 0                            | 0                               |                                  |                                    |                                  |        |  |
| Benjie Molina, R (8, 2)<br>OBP: 0.308, SLG: 0.538      |                               |                                  |                              |                                  | G4-3                         |                                 |                               | BB<br>16<br>2B<br>S<br>BB        |                               | 1                                | 0                            | 0                                | 0                             | 0                                | 0                            | 1                               |                                  |                                    |                                  |        |  |
| Benji Gil, R (1, 4)                                    |                               |                                  |                              | F8                               |                              | K                               |                               | L7                               |                               | 3                                | 0                            | 0                                | 0                             | 0                                | 1                            | 1                               |                                  |                                    |                                  |        |  |
| <b>Inning Stats</b>                                    | R: 0<br>E: 0<br>K: 0<br>S: 14 | H: 1<br>LOB: 2<br>BB: 1<br>P: 19 | R: 0<br>E: 0<br>K: 0<br>S: 7 | H: 0<br>LOB: 0<br>BB: 0<br>P: 11 | R: 0<br>E: 0<br>K: 0<br>S: 5 | H: 0<br>LOB: 0<br>BB: 0<br>P: 7 | R: 1<br>E: 0<br>K: 0<br>S: 12 | H: 2<br>LOB: 1<br>BB: 0<br>P: 20 | R: 0<br>E: 0<br>K: 1<br>S: 10 | H: 0<br>LOB: 0<br>BB: 0<br>P: 15 | R: 0<br>E: 0<br>K: 0<br>S: 6 | H: 0<br>LOB: 0<br>BB: 0<br>P: 11 | R: 0<br>E: 0<br>K: 0<br>S: 17 | H: 1<br>LOB: 2<br>BB: 3<br>P: 37 | R: 0<br>E: 0<br>K: 0<br>S: 5 | H: 0<br>LOB: 0<br>BB: 1<br>P: 9 | 1B: 1<br>2B: 2<br>3B: 0<br>HR: 1 | SF: 0<br>SAC: 0<br>DP: 1<br>HBP: 0 | WP: 0<br>PB: 0<br>SB: 1<br>CS: 0 | PA: 35 |  |
| <b>PITCHER</b>   | IP                            | WLS                              | BF                           | H                                | R                            | ER                              | SO                            | BB                               | IBB                           | HBP                              | BLK                          | WP                               | HR                            | S                                | P                            | ERA                             | WHIP                             |                                    |                                  |        |  |
| Ted Lilly, L (1, 1)<br>ERA: 2.45                       | 7.1                           | W                                | 27                           | 3                                | 2                            | 2                               | 3                             | 2                                | 0                             | 0                                | 0                            | 0                                | 1                             | 65                               | 104                          | 2.46                            | 0.682                            |                                    |                                  |        |  |
| Jeremy Fikac, R (8, 1)<br>ERA: 3.86                    | 0.1                           |                                  | 4                            | 1                                | 1                            | 1                               | 0                             | 2                                | 0                             | 0                                | 0                            | 0                                | 0                             | 10                               | 21                           | 27.00                           | 9.000                            |                                    |                                  |        |  |
| Chad Bradford, R (8, 1)<br>ERA: 7.71                   | 1.1                           | S                                | 4                            | 0                                | 0                            | 0                               | 0                             | 1                                | 0                             | 0                                | 0                            | 0                                | 0                             | 8                                | 15                           | 0.00                            | 0.750                            |                                    |                                  |        |  |

Anaheim Angels @ Oakland Athletics  
Network Associates Coliseum, Oakland, CA  
Fri Apr 04 2003, 10:05 PM EST  
Att: 18,138 - Cloudy - 53 F

AB 30  
R 3  
H 4  
RBI 3  
BB 5  
SO 3  
LOB 12



| Batter  | 1                             | 2                                | 3                             | 4                                | 5                             | 6                                | 7                             | 8                                | 9                             | AB                               | R                             | H                                | RBI                           | BB                               | SO                               | LOB                                | BOTTOM                           |        |  |  |  |
|---|-------------------------------|----------------------------------|-------------------------------|----------------------------------|-------------------------------|----------------------------------|-------------------------------|----------------------------------|-------------------------------|----------------------------------|-------------------------------|----------------------------------|-------------------------------|----------------------------------|----------------------------------|------------------------------------|----------------------------------|--------|--|--|--|
| Mark Ellis, R (1, 4)<br>OBP: 0.316, SLG: 0.313      | G6-3                          | E5                               |                               | G4-3                             |                               | K                                |                               | F9                               |                               | 5                                | 0                             | 0                                | 0                             | 0                                | 1                                | 0                                  |                                  |        |  |  |  |
| Chris Singleton, L (1, 8)<br>OBP: 0.286, SLG: 0.308 | BB<br>3<br>1B                 | P5                               |                               | S<br>1B                          |                               | F7                               |                               | BB<br>2B                         |                               | 4                                | 2                             | 2                                | 0                             | 1                                | 0                                | 1                                  |                                  |        |  |  |  |
| Miguel Tejada, R (1, 6)<br>OBP: 0.263, SLG: 0.474   | S<br>1B                       |                                  |                               | BB<br>2B                         |                               | K                                |                               | K                                |                               | 5                                | 2                             | 3                                | 1                             | 0                                | 2                                | 1                                  |                                  |        |  |  |  |
| 3 Eric Chavez, L (1, 5)<br>OBP: 0.526, SLG: 0.714   | S<br>1B                       |                                  |                               | L9                               |                               | F9                               |                               | F8<br>2B                         |                               | 4                                | 1                             | 2                                | 1                             | 0                                | 0                                | 2                                  |                                  |        |  |  |  |
| Jermaine Dye, R (1, 9)<br>OBP: 0.389, SLG: 0.467    | K                             |                                  |                               | 2B                               |                               | HR<br>BB                         |                               | G5-3                             |                               | 3                                | 1                             | 1                                | 1                             | 1                                | 1                                | 3                                  |                                  |        |  |  |  |
| Erubiel Durazo, L (1, 3)<br>OBP: 0.533, SLG: 1.000  | FC6<br>1B                     |                                  |                               | K                                |                               | HR                               |                               | FC6-4<br>BB                      |                               | 3                                | 1                             | 2                                | 4                             | 1                                | 1                                | 1                                  |                                  |        |  |  |  |
| Terrence Long, L (1, 7)<br>OBP: 0.412, SLG: 0.500   | FC6                           |                                  |                               | IBB                              |                               | K                                |                               | F8                               |                               | 3                                | 0                             | 0                                | 0                             | 1                                | 1                                | 3                                  |                                  |        |  |  |  |
| Ron Gant, R (1, 10)                                 |                               | F8                               |                               | K                                |                               | K                                |                               | FC6-4                            |                               | 4                                | 0                             | 0                                | 0                             | 0                                | 2                                | 4                                  |                                  |        |  |  |  |
| Mark Johnson, L (1, 2)                              |                               | F9                               |                               | G4-3                             |                               | L7                               |                               | L7                               |                               | 4                                | 0                             | 0                                | 0                             | 0                                | 0                                | 0                                  |                                  |        |  |  |  |
| <b>Inning Stats</b>                                 | R: 3<br>E: 0<br>K: 1<br>S: 18 | H: 3<br>LOB: 1<br>BB: 1<br>P: 31 | R: 0<br>E: 1<br>K: 0<br>S: 10 | H: 0<br>LOB: 1<br>BB: 0<br>P: 16 | R: 1<br>E: 0<br>K: 2<br>S: 13 | H: 2<br>LOB: 2<br>BB: 1<br>P: 24 | R: 1<br>E: 0<br>K: 0<br>S: 14 | H: 2<br>LOB: 1<br>BB: 0<br>P: 26 | R: 2<br>E: 0<br>K: 2<br>S: 10 | H: 1<br>LOB: 0<br>BB: 1<br>P: 27 | R: 0<br>E: 0<br>K: 2<br>S: 12 | H: 0<br>LOB: 0<br>BB: 1<br>P: 19 | R: 0<br>E: 0<br>K: 1<br>S: 14 | H: 1<br>LOB: 1<br>BB: 0<br>P: 21 | 1B: 5<br>2B: 4<br>3B: 0<br>HR: 1 | SF: 0<br>SAC: 0<br>DP: 0<br>HBP: 0 | WP: 0<br>PB: 0<br>SB: 3<br>CS: 0 | PA: 39 |  |  |  |
| <b>PITCHER</b>                                      | IP                            | WLS                              | BF                            | H                                | R                             | ER                               | SO                            | BB                               | IBB                           | HBP                              | BLK                           | WP                               | HR                            | S                                | P                                | ERA                                | WHIP                             |        |  |  |  |
| Kevin Appier, R (1, 1)<br>ERA: 15.75                | 4.0                           | L                                | 24                            | 8                                | 7                             | 7                                | 3                             | 2                                | 1                             | 0                                | 0                             | 0                                | 0                             | 59                               | 108                              | 15.75                              | 2.500                            |        |  |  |  |
| 62 Scott Shields, R (5, 1)<br>ERA: 3.0              | 3.0                           |                                  | 11                            | 1                                | 0                             | 0                                | 4                             | 1                                | 0                             | 0                                | 0                             | 0                                | 0                             | 32                               | 47                               | 0.00                               | 0.667                            |        |  |  |  |
| Ben Weber, R (8, 1)<br>ERA: 3.0                     | 1.0                           |                                  | 4                             | 1                                | 0                             | 0                                | 1                             | 0                                | 0                             | 0                                | 0                             | 0                                | 0                             | 14                               | 21                               | 0.00                               | 1.000                            |        |  |  |  |

Anaheim Angels @ Oakland Athletics  
Network Associates Coliseum, Oakland, CA  
Fri Apr 04 2003, 10:05 PM EST  
Att: 18,138 - Cloudy - 53 F

AB 35  
R 7  
H 10  
RBI 7  
BB 4  
SO 8  
LOB 15





| Batter   | 1   | 2   | 3                                    | 4   | 5                                    | 6   | 7                                     | 8   | 9                                    | AB   | R                                | H                                  | RBI  | BB | SO | LOB | TOP |
|--|---|---|--------------------------------------|---|--------------------------------------|---|---------------------------------------|---|--------------------------------------|--|----------------------------------|------------------------------------|--|----|----|-----|-----|
| David Eckstein, R (1, 6)<br>OBP: 0.318, SLG: 0.176     | G5-3  | F7  |                                      |   | 1B                                   |   | G1-3                                  |   | G6-3                                 | 5  | 0                                | 1                                  | 0  | 0  | 0  | 1   |     |
| Darin Erstad, L (1, 8)<br>OBP: 0.400, SLG: 0.500       | G4-3  |   | K                                    |   | 1B                                   |   | G1-3                                  |   |                                      | 4  | 0                                | 1                                  | 0  | 0  | 0  | 1   |     |
| Tim Salmon, R (1, 10)<br>OBP: 0.381, SLG: 0.556        |   | 2B  | P4                                   |   | P4                                   |   | G5-3                                  |   |                                      | 4  | 0                                | 1                                  | 0  | 0  | 0  | 2   |     |
| 16 Garret Anderson, L (1, 7)<br>OBP: 0.545, SLG: 0.700 |   | BB  | L9                                   |   | L6                                   |   |                                       |   | G6-3                                 | 3  | 0                                | 0                                  | 0  | 1  | 0  | 2   |     |
| Troy Glaus, R (1, 5)<br>OBP: 0.429, SLG: 0.667         | K   |   |                                      | BB  |                                      | SH3   |                                       | HR  |                                      | 3  | 1                                | 2                                  | 1  | 1  | 1  | 2   |     |
| Scott Spiezio, S (1, 3)                                |   | G5-3  |                                      | L8  |                                      | E3  |                                       | P6  |                                      | 4  | 0                                | 0                                  | 0  | 0  | 0  | 2   |     |
| Benji Gil, R (1, 4)                                    |   | E6  |                                      | K   |                                      | SH3   |                                       |   |                                      | 2  | 1                                | 0                                  | 0  | 0  | 1  | 1   |     |
| Brad Fullmer, L (8, PH)<br>OBP: 0.417, SLG: 1.000      |   | 1B  |                                      |   |                                      |   |                                       |   |                                      | 0  | 0                                | 0                                  | 0  | 0  | 0  | 0   |     |
| Shawn Wooten, R (8, PH)<br>OBP: 0.200, SLG: 0.200      |   |   |                                      |   |                                      |   |                                       |   |                                      | 1  | 0                                | 1                                  | 0  | 0  | 0  | 0   |     |
| Adam Kennedy, L (8, 4)<br>OBP: 0.500, SLG: 0.500       |   |   |                                      |   |                                      |   |                                       |   |                                      | 0  | 0                                | 0                                  | 0  | 0  | 0  | 0   |     |
| Bengie Molina, R (1, 2)<br>OBP: 0.235, SLG: 0.412      |   | P4  |                                      | G5-3  |                                      | P4  |                                       | G6-3  |                                      | 4  | 0                                | 0                                  | 0  | 0  | 0  | 4   |     |
| Eric Owens, R (1, 9)<br>OBP: 0.286, SLG: 0.167         |   |   |                                      | L5  |                                      | G6-3  |                                       | G6-3  |                                      | 4  | 0                                | 1                                  | 1  | 0  | 0  | 2   |     |
| <b>Inning Stats</b>                                    | R: 0<br>H: 1<br>E: 0<br>K: 1<br>S: 12                 | H: 1<br>R: 1<br>ER: 1<br>LOB: 1<br>BB: 1<br>P: 24 | R: 0<br>H: 0<br>E: 0<br>K: 1<br>S: 7 | H: 0<br>R: 0<br>ER: 0<br>LOB: 0<br>BB: 0<br>P: 11 | R: 0<br>H: 0<br>E: 0<br>K: 1<br>S: 7 | H: 2<br>R: 0<br>ER: 0<br>LOB: 2<br>BB: 0<br>P: 14 | R: 0<br>H: 1<br>E: 0<br>K: 0<br>S: 11 | H: 0<br>R: 0<br>ER: 0<br>LOB: 0<br>BB: 0<br>P: 10 | R: 1<br>H: 2<br>E: 0<br>K: 0<br>S: 8 | H: 0<br>R: 0<br>ER: 0<br>LOB: 0<br>BB: 0<br>P: 8 | 1B: 5<br>2B: 1<br>3B: 0<br>HR: 1 | SF: 0<br>SAC: 1<br>DP: 0<br>HBP: 0 | WP: 0<br>PA: 37<br>PB: 0<br>SB: 2<br>CS: 0 |    |    |     |     |
| <b>PITCHER</b>   | IP WLS BF H R ER SO BB IBB HBP BLK WP HR S P ERA WHIP |   |                                      |   |                                      |   |                                       |   |                                      |  |                                  |                                    |  |    |    |     |     |
| John Halama, L (1, 1)<br>ERA: 4.15                     | 5.2 W 26 5 1 0 3 2 0 0 0 0 0 1 15 24 0.00 1.235       |   |                                      |   |                                      |   |                                       |   |                                      |  |                                  |                                    |  |    |    |     |     |
| Jeremy Fikac, R (8, 1)<br>ERA: 7.71                    | 2.0 H 7 1 1 1 0 0 0 0 0 0 0 1 15 24 4.50 0.500        |   |                                      |   |                                      |   |                                       |   |                                      |  |                                  |                                    |  |    |    |     |     |
| Ricardo Rincon, L (8, 1)<br>ERA: 3.0                   | 0.1 H 1 1 0 0 0 0 0 0 0 0 0 0 1 1 0.00 3.000          |   |                                      |   |                                      |   |                                       |   |                                      |  |                                  |                                    |  |    |    |     |     |
| Keith Foulke, R (9, 1)<br>ERA: 3.0                     | 1.0 S 3 0 0 0 0 0 0 0 0 0 0 0 7 8 0.00 0.000          |   |                                      |   |                                      |   |                                       |   |                                      |  |                                  |                                    |  |    |    |     |     |

Anaheim Angels @ Oakland Athletics  
Network Associates Coliseum, Oakland, CA  
Sat Apr 05 2003, 4:05 PM EST  
Att: 23,436 - Sunny - 55 F

|     |    |
|-----|----|
| AB  | 34 |
| R   | 2  |
| H   | 7  |
| RBI | 2  |
| BB  | 2  |
| SO  | 3  |
| LOB | 16 |



| Batter   | 1   | 2   | 3                                    | 4   | 5                                     | 6  | 7                                    | 8  | 9                                     | AB  | R                                | H                                  | RBI  | BB | SO | LOB | BOTTOM |
|--|---|---|--------------------------------------|---|---------------------------------------|--|--------------------------------------|--|---------------------------------------|---|----------------------------------|------------------------------------|--|----|----|-----|--------|
| Mark Ellis, R (1, 4)<br>OBP: 0.304, SLG: 0.300       | K   |   | P5                                   |   | G5-3                                  |  |                                      |  |                                       | 4   | 0                                | 1                                  | 0  | 0  | 1  | 1   |        |
| Adam Piatt, R (1, 7)<br>OBP: 0.333, SLG: 1.000       |   |   |                                      |   |                                       |  | 1B                                   |  |                                       | 3   | 1                                | 2                                  | 1  | 0  | 0  | 0   |        |
| Scott Hatteberg, L (7, PH)<br>OBP: 0.333, SLG: 0.231 | HR  |   | G3                                   |   | 2B                                    |  | F8                                   |  | F7                                    | 1   | 0                                | 0                                  | 0  | 0  | 0  | 2   |        |
| Miguel Tejada, R (1, 6)<br>OBP: 0.217, SLG: 0.391    |   | G5-3  |                                      | G3  |                                       | G6-3   |                                      | L9   |                                       | 4   | 0                                | 0                                  | 1  | 0  | 0  | 1   |        |
| 3 Eric Chavez, L (1, 5)<br>OBP: 0.435, SLG: 0.556    |   |   |                                      |   | P5                                    |  | K                                    |  | F7                                    | 4   | 0                                | 0                                  | 0  | 0  | 2  | 1   |        |
| Jermaine Dye, R (1, 9)<br>OBP: 0.408, SLG: 0.526     |   |   |                                      |   | F9                                    |  |                                      |  | G6-3                                  | 4   | 1                                | 2                                  | 0  | 0  | 0  | 0   |        |
| Erubiel Durazo, L (1, 3)<br>OBP: 0.500, SLG: 0.933   |   |   |                                      |   | F7                                    |  |                                      |  |                                       | 3   | 0                                | 1                                  | 1  | 0  | 0  | 1   |        |
| Chris Singleton, L (7, FR)<br>OBP: 0.286, SLG: 0.308 |   |   |                                      |   |                                       |  |                                      |  |                                       | 0   | 1                                | 0                                  | 0  | 0  | 0  | 0   |        |
| Ron Gant, R (1, 10)                                  |   |   |                                      |   |                                       |  |                                      |  |                                       | 3   | 0                                | 0                                  | 0  | 0  | 0  | 2   |        |
| Eric Byrnes, R (1, 8)<br>OBP: 0.286, SLG: 0.167      |   |   |                                      |   |                                       |  |                                      |  |                                       | 3   | 0                                | 1                                  | 0  | 0  | 0  | 1   |        |
| Terrence Long, L (9, 7)<br>OBP: 0.412, SLG: 0.500    |   |   |                                      |   |                                       |  |                                      |  |                                       | 0   | 0                                | 0                                  | 0  | 0  | 0  | 0   |        |
| Ramon Hernandez, R (1, 2)<br>OBP: 0.375, SLG: 0.357  |   |   |                                      |   |                                       |  |                                      |  |                                       | 2   | 1                                | 1                                  | 1  | 0  | 0  | 0   |        |
| <b>Inning Stats</b>                                  | R: 1<br>H: 1<br>E: 0<br>K: 2<br>S: 11                 | H: 1<br>R: 0<br>ER: 0<br>LOB: 1<br>BB: 0<br>P: 17 | R: 0<br>H: 1<br>E: 0<br>K: 0<br>S: 6 | H: 1<br>R: 0<br>ER: 0<br>LOB: 1<br>BB: 0<br>P: 12 | R: 1<br>H: 2<br>E: 0<br>K: 0<br>S: 12 | H: 0<br>R: 0<br>ER: 0<br>LOB: 0<br>BB: 0<br>P: 8 | R: 0<br>H: 0<br>E: 0<br>K: 1<br>S: 6 | H: 0<br>R: 0<br>ER: 0<br>LOB: 0<br>BB: 0<br>P: 9 | R: 2<br>H: 4<br>E: 0<br>K: 0<br>S: 23 | H: 0<br>R: 0<br>ER: 0<br>LOB: 2<br>BB: 0<br>P: 37 | 1B: 4<br>2B: 3<br>3B: 0<br>HR: 1 | SF: 1<br>SAC: 0<br>DP: 0<br>HBP: 0 | WP: 0<br>PA: 32<br>PB: 0<br>SB: 0<br>CS: 0 |    |    |     |        |
| <b>PITCHER</b>                                       | IP WLS BF H R ER SO BB IBB HBP BLK WP HR S P ERA WHIP |   |                                      |   |                                       |  |                                      |  |                                       |   |                                  |                                    |  |    |    |     |        |
| Jarrod Washburn, L (1, 1)<br>ERA: 5.4                | 6.2 L 28 8 4 4 3 0 0 0 0 0 0 0 1 69 108 5.40 1.200    |   |                                      |   |                                       |  |                                      |  |                                       |   |                                  |                                    |  |    |    |     |        |
| Brendan Donnelly, R (7, 1)<br>ERA: 5.4               | 0.2 2 0 0 0 0 0 0 0 0 0 0 0 9 13 0.00 0.000           |   |                                      |   |                                       |  |                                      |  |                                       |   |                                  |                                    |  |    |    |     |        |
| Scott Schoeneweis, L (8, 1)<br>ERA: 5.4              | 0.2 2 0 0 0 0 0 0 0 0 0 0 0 4 6 0.00 0.000            |   |                                      |   |                                       |  |                                      |  |                                       |   |                                  |                                    |  |    |    |     |        |

Anaheim Angels @ Oakland Athletics  
Network Associates Coliseum, Oakland, CA  
Sat Apr 05 2003, 4:05 PM EST  
Att: 23,436 - Sunny - 55 F

|     |    |
|-----|----|
| AB  | 31 |
| R   | 4  |
| H   | 8  |
| RBI | 4  |
| BB  | 0  |
| SO  | 3  |
| LOB | 9  |





| Batter  | 1   | 2                      | 3                                     | 4                       | 5                                     | 6                      | 7                                     | 8                       | 9                                     | AB                      | R                                     | H                       | RBI                                   | BB                     | SO                                   | LOB                    | TOP                                   |                        |                                  |                                    |                                  |        |
|---|---|------------------------|---------------------------------------|-------------------------|---------------------------------------|------------------------|---------------------------------------|-------------------------|---------------------------------------|-------------------------|---------------------------------------|-------------------------|---------------------------------------|------------------------|--------------------------------------|------------------------|---------------------------------------|------------------------|----------------------------------|------------------------------------|----------------------------------|--------|
| David Eckstein, R<br>OBP: 0.333, SLG: 0.150     |   |                        |                                       |                         |                                       |                        |                                       |                         |                                       | 3                       | 1                                     | 0                       | 0                                     | 2                      | 0                                    | 0                      |                                       |                        |                                  |                                    |                                  |        |
| Darin Erstad, L<br>OBP: 0.320, SLG: 0.391       |   |                        |                                       |                         |                                       |                        |                                       |                         |                                       | 5                       | 0                                     | 0                       | 0                                     | 0                      | 1                                    | 3                      |                                       |                        |                                  |                                    |                                  |        |
| Tim Salmon, R<br>OBP: 0.462, SLG: 0.727         |   |                        |                                       |                         |                                       |                        |                                       |                         |                                       | 4                       | 3                                     | 3                       | 2                                     | 1                      | 0                                    | 0                      |                                       |                        |                                  |                                    |                                  |        |
| 16 Garret Anderson, L<br>OBP: 0.593, SLG: 0.750 |   |                        |                                       |                         |                                       |                        |                                       |                         |                                       | 4                       | 1                                     | 3                       | 1                                     | 1                      | 1                                    | 0                      |                                       |                        |                                  |                                    |                                  |        |
| Troy Glaus, R<br>OBP: 0.423, SLG: 0.591         |   |                        |                                       |                         |                                       |                        |                                       |                         |                                       | 4                       | 0                                     | 1                       | 0                                     | 1                      | 1                                    | 5                      |                                       |                        |                                  |                                    |                                  |        |
| Brad Fullmer, L<br>OBP: 0.438, SLG: 0.846       |   |                        |                                       |                         |                                       |                        |                                       |                         |                                       | 3                       | 0                                     | 1                       | 3                                     | 1                      | 0                                    | 3                      |                                       |                        |                                  |                                    |                                  |        |
| Scott Spiezio, S<br>OBP: 0.208, SLG: 0.095      |   |                        |                                       |                         |                                       |                        |                                       |                         |                                       | 4                       | 0                                     | 0                       | 0                                     | 0                      | 1                                    | 6                      |                                       |                        |                                  |                                    |                                  |        |
| Bengie Molina, R<br>OBP: 0.238, SLG: 0.381      |   |                        |                                       |                         |                                       |                        |                                       |                         |                                       | 4                       | 1                                     | 1                       | 0                                     | 0                      | 0                                    | 1                      |                                       |                        |                                  |                                    |                                  |        |
| Adam Kennedy, L<br>OBP: 0.375, SLG: 0.357       |   |                        |                                       |                         |                                       |                        |                                       |                         |                                       | 4                       | 0                                     | 0                       | 0                                     | 0                      | 0                                    | 1                      |                                       |                        |                                  |                                    |                                  |        |
| <b>Inning Stats</b>                             | R: 2<br>H: 2<br>E: 0<br>K: 0<br>S: 16                   | L: 2<br>BB: 2<br>P: 28 | R: 0<br>H: 0<br>E: 0<br>K: 0<br>S: 10 | L: 0<br>LOB: 0<br>P: 12 | R: 1<br>H: 2<br>E: 0<br>K: 0<br>S: 14 | L: 2<br>BB: 1<br>P: 20 | R: 1<br>H: 2<br>E: 0<br>K: 0<br>S: 17 | L: 2<br>LOB: 2<br>P: 29 | R: 0<br>H: 0<br>E: 0<br>K: 1<br>S: 10 | L: 0<br>LOB: 0<br>P: 19 | R: 0<br>H: 0<br>E: 0<br>K: 0<br>S: 10 | L: 0<br>LOB: 0<br>P: 14 | R: 1<br>H: 2<br>E: 0<br>K: 1<br>S: 17 | L: 2<br>BB: 0<br>P: 26 | R: 0<br>H: 0<br>E: 0<br>K: 0<br>S: 6 | L: 0<br>LOB: 0<br>P: 9 | R: 1<br>H: 1<br>E: 0<br>K: 2<br>S: 11 | L: 1<br>BB: 0<br>P: 12 | 1B: 7<br>2B: 1<br>3B: 0<br>HR: 1 | SF: 0<br>SAC: 0<br>DP: 0<br>HBP: 0 | WP: 0<br>PB: 0<br>SB: 0<br>CS: 1 | PA: 41 |
| <b>PITCHER</b>                                  | IP WLS BF H R ER SO BB IBB HBP BLK WP HR S P ERA WHIP   |                        |                                       |                         |                                       |                        |                                       |                         |                                       |                         |                                       |                         |                                       |                        |                                      |                        |                                       |                        |                                  |                                    |                                  |        |
| Tim Hudson, R<br>ERA: 2.77                      | (1, 1) 5.0 26 6 4 4 1 6 0 0 0 0 0 0 0 67 108 7.20 2.400 |                        |                                       |                         |                                       |                        |                                       |                         |                                       |                         |                                       |                         |                                       |                        |                                      |                        |                                       |                        |                                  |                                    |                                  |        |
| Micah Bowie, L<br>ERA: 2.45                     | (6, 1) 1.2 7 2 1 1 1 0 0 0 0 0 0 0 0 26 38 5.40 1.200   |                        |                                       |                         |                                       |                        |                                       |                         |                                       |                         |                                       |                         |                                       |                        |                                      |                        |                                       |                        |                                  |                                    |                                  |        |
| Chad Bradford, R<br>ERA: 4.91                   | (7, 1) 1.1 W 4 0 0 0 0 0 0 0 0 0 0 0 0 7 11 0.00 0.000  |                        |                                       |                         |                                       |                        |                                       |                         |                                       |                         |                                       |                         |                                       |                        |                                      |                        |                                       |                        |                                  |                                    |                                  |        |
| Keith Foulke, R<br>ERA: 4.5                     | (9, 1) 1.0 S 4 1 1 1 2 0 0 0 0 0 0 1 11 9.00 1.000      |                        |                                       |                         |                                       |                        |                                       |                         |                                       |                         |                                       |                         |                                       |                        |                                      |                        |                                       |                        |                                  |                                    |                                  |        |

Anaheim Angels @ Oakland Athletics  
Network Associates Coliseum, Oakland, CA  
Sun Apr 06 2003, 8:05 PM EDT  
Att: 30,140 - Cloudy - 60 F

AB 35  
R 6  
H 9  
RBI 6  
BB 6  
SO 4  
LOB 19



| Batter                                       | 1  | 2                                | 3                                     | 4                       | 5                                    | 6                       | 7                                     | 8                                | 9                                    | AB                               | R                                    | H                                | RBI                                   | BB                               | SO                                   | LOB                             | BOTTOM                           |                                    |                                  |        |
|--|--|----------------------------------|---------------------------------------|-------------------------|--------------------------------------|-------------------------|---------------------------------------|----------------------------------|--------------------------------------|----------------------------------|--------------------------------------|----------------------------------|---------------------------------------|----------------------------------|--------------------------------------|---------------------------------|----------------------------------|------------------------------------|----------------------------------|--------|
| Mark Ellis, R<br>OBP: 0.393, SLG: 0.500      |  |                                  |                                       |                         |                                      |                         |                                       |                                  |                                      | 4                                | 1                                    | 4                                | 2                                     | 0                                | 0                                    | 0                               |                                  |                                    |                                  |        |
| Scott Hatteberg, L<br>OBP: 0.300, SLG: 0.222 |  |                                  |                                       |                         |                                      |                         |                                       |                                  |                                      | 5                                | 0                                    | 1                                | 0                                     | 0                                | 1                                    | 4                               |                                  |                                    |                                  |        |
| Miguel Tejada, R<br>OBP: 0.214, SLG: 0.333   |  |                                  |                                       |                         |                                      |                         |                                       |                                  |                                      | 4                                | 0                                    | 0                                | 1                                     | 1                                | 0                                    | 2                               |                                  |                                    |                                  |        |
| 3 Eric Chavez, L<br>OBP: 0.429, SLG: 0.522   |  |                                  |                                       |                         |                                      |                         |                                       |                                  |                                      | 5                                | 0                                    | 2                                | 0                                     | 0                                | 1                                    | 2                               |                                  |                                    |                                  |        |
| Jermaine Dye, R<br>OBP: 0.370, SLG: 0.435    |  |                                  |                                       |                         |                                      |                         |                                       |                                  |                                      | 4                                | 1                                    | 0                                | 0                                     | 1                                | 0                                    | 3                               |                                  |                                    |                                  |        |
| Erubiel Durazo, L<br>OBP: 0.545, SLG: 0.941  |  |                                  |                                       |                         |                                      |                         |                                       |                                  |                                      | 2                                | 2                                    | 1                                | 0                                     | 2                                | 0                                    | 1                               |                                  |                                    |                                  |        |
| Terrence Long, L<br>OBP: 0.429, SLG: 0.438   |  |                                  |                                       |                         |                                      |                         |                                       |                                  |                                      | 2                                | 1                                    | 0                                | 0                                     | 1                                | 1                                    | 5                               |                                  |                                    |                                  |        |
| Ramon Hernandez, R<br>OBP: 0.350, SLG: 0.333 |  |                                  |                                       |                         |                                      |                         |                                       |                                  |                                      | 4                                | 2                                    | 1                                | 0                                     | 0                                | 1                                    | 3                               |                                  |                                    |                                  |        |
| Chris Singleton, L<br>OBP: 0.333, SLG: 0.412 |  |                                  |                                       |                         |                                      |                         |                                       |                                  |                                      | 4                                | 0                                    | 2                                | 3                                     | 0                                | 1                                    | 0                               |                                  |                                    |                                  |        |
| <b>Inning Stats</b>                          | R: 1<br>H: 3<br>E: 0<br>K: 1<br>S: 19                    | L: 3<br>LOB: 3<br>BB: 1<br>P: 29 | R: 0<br>H: 1<br>E: 0<br>K: 1<br>S: 16 | L: 1<br>LOB: 0<br>P: 26 | R: 0<br>H: 0<br>E: 0<br>K: 1<br>S: 7 | L: 0<br>LOB: 0<br>P: 13 | R: 3<br>H: 4<br>E: 0<br>K: 1<br>S: 14 | L: 1<br>LOB: 1<br>BB: 0<br>P: 24 | R: 0<br>H: 1<br>E: 0<br>K: 0<br>S: 9 | L: 1<br>LOB: 2<br>BB: 1<br>P: 14 | R: 0<br>H: 1<br>E: 0<br>K: 0<br>S: 9 | L: 1<br>LOB: 1<br>BB: 1<br>P: 18 | R: 3<br>H: 1<br>E: 0<br>K: 1<br>S: 15 | L: 1<br>LOB: 2<br>BB: 2<br>P: 29 | R: 0<br>H: 0<br>E: 0<br>K: 0<br>S: 5 | L: 0<br>LOB: 0<br>BB: 0<br>P: 9 | 1B: 7<br>2B: 4<br>3B: 0<br>HR: 0 | SF: 1<br>SAC: 0<br>DP: 0<br>HBP: 1 | WP: 3<br>PB: 0<br>SB: 0<br>CS: 0 | PA: 41 |
| <b>PITCHER</b>                               | IP WLS BF H R ER SO BB IBB HBP BLK WP HR S P ERA WHIP    |                                  |                                       |                         |                                      |                         |                                       |                                  |                                      |                                  |                                      |                                  |                                       |                                  |                                      |                                 |                                  |                                    |                                  |        |
| 41 John Lackey, R<br>ERA: 8.1                | (1, 1) 5.0 26 6 4 4 1 1 1 1 0 0 0 0 0 67 106 7.20 2.000  |                                  |                                       |                         |                                      |                         |                                       |                                  |                                      |                                  |                                      |                                  |                                       |                                  |                                      |                                 |                                  |                                    |                                  |        |
| Scott Schoeneweis, L<br>ERA: 12.0            | (6, 1) 1.0 5 1 0 0 0 0 0 1 0 0 0 0 0 9 18 0.00 1.000     |                                  |                                       |                         |                                      |                         |                                       |                                  |                                      |                                  |                                      |                                  |                                       |                                  |                                      |                                 |                                  |                                    |                                  |        |
| Francisco Rodriguez, R<br>ERA: 12.0          | (7, 1) 1.0 L 7 1 3 3 1 2 0 0 0 0 1 0 0 15 29 27.00 3.000 |                                  |                                       |                         |                                      |                         |                                       |                                  |                                      |                                  |                                      |                                  |                                       |                                  |                                      |                                 |                                  |                                    |                                  |        |
| Brendan Donnelly, R<br>ERA: 12.0             | (8, 1) 1.0 3 0 0 0 0 0 0 0 0 0 0 0 0 5 9 0.00 0.000      |                                  |                                       |                         |                                      |                         |                                       |                                  |                                      |                                  |                                      |                                  |                                       |                                  |                                      |                                 |                                  |                                    |                                  |        |

Anaheim Angels @ Oakland Athletics  
Network Associates Coliseum, Oakland, CA  
Sun Apr 06 2003, 8:05 PM EDT  
Att: 30,140 - Cloudy - 60 F

AB 34  
R 7  
H 11  
RBI 6  
BB 5  
SO 5  
LOB 20





| Batter  | 1                             | 2                                | 3                            | 4                                | 5                            | 6                                | 7                            | 8                                | 9                            | AB                               | R                             | H                                | RBI                           | BB                               | SO                           | LOB                             | TOP  |                                    |                         |        |  |
|---|-------------------------------|----------------------------------|------------------------------|----------------------------------|------------------------------|----------------------------------|------------------------------|----------------------------------|------------------------------|----------------------------------|-------------------------------|----------------------------------|-------------------------------|----------------------------------|------------------------------|---------------------------------|--|------------------------------------|-------------------------|--------|--|
| David Eckstein, R (1, 6)<br>OBP: 0.290, SLG: 0.125  | G6-3                          |                                  | B2-3                         |                                  |                              | G4-3                             |                              | G3                               |                              | 4                                | 0                             | 0                                | 0                             | 0                                | 0                            | 0                               | <b>Anaheim Angels @ Seattle Mariners</b><br>Safeco Field, Seattle, WA<br>Tue Apr 08 2003, 2:05 PM PDT<br>Att. 45,931 - Overcast - 64 F |                                    |                         |        |  |
| Darin Erstad, L (1, 8)<br>OBP: 0.345, SLG: 0.385  | HBP                           |                                  | FC5-4                        |                                  |                              | P6                               |                              | F9                               |                              | 3                                | 0                             | 1                                | 0                             | 0                                | 0                            | 0                               |  |                                    |                         |        |  |
| Tim Salmon, R (1, 10)<br>OBP: 0.433, SLG: 0.640   | P6                            |                                  | FC5-4                        |                                  |                              | BB                               |                              | K                                |                              | 3                                | 0                             | 0                                | 0                             | 1                                | 1                            | 2                               |  |                                    |                         |        |  |
| 16 Garret Anderson, L (1, 7)<br>OBP: 0.581, SLG: 0.786  | 2B                            |                                  |                              |                                  |                              | 2B                               |                              | G3-1                             |                              | 4                                | 0                             | 2                                | 0                             | 0                                | 1                            | 0                               |  |                                    |                         |        |  |
| Troy Glaus, R (1, 5)<br>OBP: 0.407, SLG: 0.565<br>Scott Spiezio, S (2, 5)<br>OBP: 0.185, SLG: 0.083 | G6-3                          |                                  |                              |                                  |                              | P3                               |                              | G5-3                             |                              | 1                                | 0                             | 0                                | 0                             | 0                                | 0                            | 2                               |  |                                    |                         |        |  |
| Shawn Wooten, R (1, 3)<br>OBP: 0.111, SLG: 0.111  |                               |                                  |                              |                                  |                              |                                  |                              | G5-3                             |                              | 3                                | 0                             | 0                                | 0                             | 0                                | 0                            | 2                               |  |                                    |                         |        |  |
| Benji Gil, R (1, 4)   |                               |                                  |                              |                                  |                              |                                  |                              |                                  |                              | 4                                | 0                             | 0                                | 0                             | 0                                | 3                            | 0                               |  |                                    |                         |        |  |
| Bengie Molina, R (1, 2)<br>OBP: 0.250, SLG: 0.375   |                               |                                  |                              |                                  |                              |                                  |                              |                                  |                              | 3                                | 0                             | 1                                | 0                             | 0                                | 0                            | 0                               |  |                                    |                         |        |  |
| Eric Owens, R (1, 9)<br>OBP: 0.200, SLG: 0.111  |                               |                                  |                              |                                  |                              |                                  |                              |                                  |                              | 3                                | 0                             | 0                                | 0                             | 0                                | 0                            | 1                               |  |                                    |                         |        |  |
| <b>Inning Stats</b>   | R: 0<br>E: 0<br>K: 0<br>S: 17 | H: 1<br>LOB: 2<br>BB: 0<br>P: 25 | R: 0<br>E: 0<br>K: 2<br>S: 9 | H: 0<br>LOB: 0<br>BB: 0<br>P: 14 | R: 0<br>E: 0<br>K: 0<br>S: 8 | H: 1<br>LOB: 1<br>BB: 0<br>P: 11 | R: 0<br>E: 0<br>K: 2<br>S: 9 | H: 0<br>LOB: 0<br>BB: 0<br>P: 15 | R: 0<br>E: 0<br>K: 1<br>S: 7 | H: 0<br>LOB: 2<br>BB: 1<br>P: 10 | R: 0<br>E: 0<br>K: 2<br>S: 15 | H: 1<br>LOB: 1<br>BB: 0<br>P: 27 | R: 0<br>E: 0<br>K: 1<br>S: 11 | H: 0<br>LOB: 0<br>BB: 0<br>P: 17 | R: 0<br>E: 0<br>K: 0<br>S: 4 | H: 0<br>LOB: 0<br>BB: 0<br>P: 7 | 1B: 2<br>2B: 2<br>3B: 0<br>HR: 0   | SF: 0<br>SAC: 0<br>DP: 0<br>HBP: 1 | WP: 0<br>PB: 0<br>CS: 0 | PA: 33 |  |
| <b>PITCHER</b>  | IP                            | WLS                              | BF                           | H                                | R                            | ER                               | SO                           | BB                               | IBB                          | HBP                              | BLK                           | WP                               | HR                            | S                                | P                            | ERA                             | WHIP   |                                    |                         |        |  |
| Jamie Moyer, L (1, 1)<br>ERA: 4.76  | 7.0                           | W                                | 27                           | 4                                | 0                            | 0                                | 7                            | 1                                | 0                            | 1                                | 0                             | 0                                | 0                             | 74                               | 117                          | 0.00                            | 0.714  |                                    |                         |        |  |
| Jeff Nelson, R (8, 1)<br>ERA: 2.7   | 1.0                           |                                  | 3                            | 0                                | 0                            | 0                                | 1                            | 0                                | 0                            | 0                                | 0                             | 0                                | 0                             | 11                               | 17                           | 0.00                            | 0.000  |                                    |                         |        |  |
| Arthur Rhodes, L (9, 1)<br>ERA:   | 1.0                           |                                  | 3                            | 0                                | 0                            | 0                                | 0                            | 0                                | 0                            | 0                                | 0                             | 0                                | 0                             | 4                                | 7                            | 0.00                            | 0.000  |                                    |                         |        |  |

| Batter   | 1                             | 2                                | 3                            | 4                                | 5                             | 6                                | 7                            | 8                                | 9                             | AB                               | R                            | H                               | RBI                           | BB                               | SO                               | LOB                                | BOTTOM   |        |  |  |  |
|--|-------------------------------|----------------------------------|------------------------------|----------------------------------|-------------------------------|----------------------------------|------------------------------|----------------------------------|-------------------------------|----------------------------------|------------------------------|---------------------------------|-------------------------------|----------------------------------|----------------------------------|------------------------------------|--|--------|--|--|--|
| 51 Ichiro Suzuki, L (1, 9)<br>OBP: 0.324, SLG: 0.290 | G3-1                          |                                  | HBP                          | FC4-6                            |                               | B1-3                             |                              |                                  |                               | 3                                | 0                            | 0                               | 0                             | 0                                | 0                                | 2                                  | <b>Anaheim Angels @ Seattle Mariners</b><br>Safeco Field, Seattle, WA<br>Tue Apr 08 2003, 2:05 PM PDT<br>Att. 45,931 - Overcast - 64 F |        |  |  |  |
| Randy Winn, S (1, 7)<br>OBP: 0.500, SLG: 0.552       | BB                            |                                  | K                            |                                  |                               | K                                |                              |                                  |                               | 3                                | 1                            | 1                               | 0                             | 1                                | 2                                | 2                                  |  |        |  |  |  |
| Mark McLemore, S (1, 10)<br>OBP: 0.438, SLG: 0.385   | F8                            |                                  | HBP                          |                                  |                               | BB                               |                              |                                  |                               | 4                                | 1                            | 2                               | 1                             | 0                                | 0                                | 1                                  |  |        |  |  |  |
| John Olerud, L (1, 3)<br>OBP: 0.433, SLG: 0.423      | BB                            |                                  | HBP                          |                                  |                               | BB                               |                              |                                  |                               | 3                                | 1                            | 2                               | 2                             | 0                                | 0                                | 0                                  |  |        |  |  |  |
| Bret Boone, R (1, 4)<br>OBP: 0.250, SLG: 0.290       | K                             |                                  | G5-4-3                       |                                  |                               | E                                |                              |                                  |                               | 4                                | 1                            | 1                               | 0                             | 0                                | 1                                | 5                                  |  |        |  |  |  |
| Mike Cameron, R (1, 8)<br>OBP: 0.323, SLG: 0.407     |                               |                                  | K                            |                                  |                               | BB                               |                              |                                  |                               | 3                                | 0                            | 0                               | 0                             | 1                                | 2                                | 0                                  |  |        |  |  |  |
| Jeff Cirillo, R (1, 5)<br>OBP: 0.160, SLG: 0.045     | G5-3                          |                                  | F8                           |                                  |                               | K                                |                              |                                  |                               | 4                                | 0                            | 0                               | 0                             | 0                                | 1                                | 2                                  |  |        |  |  |  |
| Carlos Guillen, S (1, 6)<br>OBP: 0.235, SLG: 0.313   | L4                            |                                  |                              |                                  |                               | P6                               |                              |                                  |                               | 4                                | 0                            | 1                               | 0                             | 0                                | 0                                | 1                                  |  |        |  |  |  |
| Dan Wilson, R (1, 2)<br>OBP: 0.375, SLG: 0.286       |                               |                                  | HBP                          |                                  |                               | G4-3                             |                              |                                  |                               | 3                                | 1                            | 1                               | 0                             | 0                                | 0                                | 2                                  |  |        |  |  |  |
| <b>Inning Stats</b>                                  | R: 0<br>E: 0<br>K: 1<br>S: 12 | H: 1<br>LOB: 2<br>BB: 1<br>P: 20 | R: 0<br>E: 0<br>K: 1<br>S: 7 | H: 0<br>LOB: 0<br>BB: 0<br>P: 13 | R: 1<br>E: 0<br>K: 1<br>S: 14 | H: 2<br>LOB: 2<br>BB: 0<br>P: 23 | R: 0<br>E: 0<br>K: 0<br>S: 8 | H: 1<br>LOB: 2<br>BB: 1<br>P: 16 | R: 4<br>E: 1<br>K: 1<br>S: 16 | H: 4<br>LOB: 0<br>BB: 0<br>P: 24 | R: 0<br>E: 0<br>K: 1<br>S: 5 | H: 0<br>LOB: 0<br>BB: 0<br>P: 7 | R: 0<br>E: 0<br>K: 1<br>S: 13 | H: 0<br>LOB: 0<br>BB: 0<br>P: 18 | 1B: 7<br>2B: 1<br>3B: 0<br>HR: 0 | SF: 0<br>SAC: 0<br>DP: 1<br>HBP: 2 | WP: 0<br>PB: 0<br>CS: 0  | PA: 35 |  |  |  |
| <b>PITCHER</b>                                       | IP                            | WLS                              | BF                           | H                                | R                             | ER                               | SO                           | BB                               | IBB                           | HBP                              | BLK                          | WP                              | HR                            | S                                | P                                | ERA                                | WHIP   |        |  |  |  |
| Ramon Ortiz, R (1, 1)<br>ERA: 7.0                    | 4.0                           | L                                | 24                           | 5                                | 3                             | 3                                | 3                            | 2                                | 0                             | 2                                | 0                            | 0                               | 0                             | 16                               | 21                               | 0.00                               | 2.500  |        |  |  |  |
| 62 Scott Shields, R (5, 1)<br>ERA:                   | 3.0                           |                                  | 8                            | 0                                | 0                             | 0                                | 2                            | 0                                | 0                             | 0                                | 0                            | 0                               | 0                             | 13                               | 18                               | 0.00                               | 0.000  |        |  |  |  |
| Ben Weber, R (8, 1)<br>ERA: 2.25                     | 1.0                           |                                  | 3                            | 0                                | 0                             | 0                                | 1                            | 0                                | 0                             | 0                                | 0                            | 0                               | 0                             | 13                               | 18                               | 0.00                               | 0.000  |        |  |  |  |

|     |    |
|-----|----|
| AB  | 31 |
| R   | 0  |
| H   | 4  |
| RBI | 0  |
| BB  | 1  |
| SO  | 8  |
| LOB | 7  |





| Batter   | 1   | 2                                | 3                            | 4                                | 5                            | 6                                | 7                            | 8                               | 9                            | AB                              | R                            | H                                | RBI                           | BB                               | SO                            | LOB                              | TOP                              |                                    |                                  |        |
|--|---|----------------------------------|------------------------------|----------------------------------|------------------------------|----------------------------------|------------------------------|---------------------------------|------------------------------|---------------------------------|------------------------------|----------------------------------|-------------------------------|----------------------------------|-------------------------------|----------------------------------|----------------------------------|------------------------------------|----------------------------------|--------|
| David Eckstein, R (1, 6)<br>OBP: 0.314, SLG: 0.115                     | 4-2 BB<br>1B BB                                       | 2-1 HBP                          |                              |                                  | 1-3 K                        |                                  | 1-1 P6                       |                                 |                              | 2                               | 1                            | 0                                | 0                             | 1                                | 1                             | 0                                |                                  |                                    |                                  |        |
| Darin Erstad, L (1, 8)<br>OBP: 0.333, SLG: 0.357                       | 4-1 BB<br>1B BB                                       | 0-2 SF7                          |                              |                                  | 1-0 P5                       |                                  | 1-1 L7                       |                                 |                              | 2                               | 1                            | 0                                | 1                             | 1                                | 0                             | 0                                |                                  |                                    |                                  |        |
| Tim Salmon, R (1, 9)<br>Eric Owens, R (6, 9)<br>OBP: 0.571, SLG: 0.200 | 0-3 BB<br>K   | 0-0 F9                           |                              |                                  | 2-2 G1-3                     |                                  | 1-0 S<br>1B                  |                                 |                              | 3                               | 0                            | 0                                | 0                             | 0                                | 1                             | 3                                |                                  |                                    |                                  |        |
| 16 Garret Anderson, L (1, 7)<br>OBP: 0.543, SLG: 0.719                 | 1-2 BB<br>1B 1B                                       |                                  | 2-3 K                        |                                  | 0-0 F7                       |                                  | 2-2 F8                       |                                 |                              | 4                               | 1                            | 1                                | 1                             | 0                                | 1                             | 1                                |                                  |                                    |                                  |        |
| Brad Fullmer, L (1, 10)<br>OBP: 0.440, SLG: 0.750                      | 4-0 BB<br>1B BB                                       |                                  | 1-2 P4                       |                                  | 0-0 2B<br>1B                 |                                  | 1-2 F9                       |                                 |                              | 3                               | 0                            | 1                                | 0                             | 1                                | 0                             | 1                                |                                  |                                    |                                  |        |
| Scott Spiezio, S (1, 5)<br>OBP: 0.258, SLG: 0.321                      | 0-1 BB<br>1B  |                                  | 3-1 F9                       |                                  | 2-1 2B<br>1B                 |                                  | 0-1 HR                       |                                 |                              | 4                               | 1                            | 3                                | 3                             | 0                                | 0                             | 0                                |                                  |                                    |                                  |        |
| Shawn Woolen, R (1, 3)<br>Benji Gil, R (9, 5)                          | 0-1 G6-4-3<br>1B                                      |                                  | 1-0 P6                       |                                  | 0-3 K                        |                                  | 0-3 K                        |                                 |                              | 4                               | 0                            | 0                                | 0                             | 0                                | 2                             | 3                                |                                  |                                    |                                  |        |
| Bengie Molina, R (1, 2)<br>OBP: 0.250, SLG: 0.393                      |   | 1-0 G4-3<br>SF7<br>2B            |                              | 2-0 F9                           |                              | 2-2 F8                           |                              | 0-2 L5                          |                              | 4                               | 1                            | 1                                | 0                             | 0                                | 0                             | 0                                |                                  |                                    |                                  |        |
| 9 Chone Figgins, S (1, 4)  |   | 2-1 G4-3<br>2-3                  |                              | 2-1 G4-3                         |                              | 1-1 G4-3                         |                              | 2-3 K                           |                              | 4                               | 0                            | 0                                | 0                             | 0                                | 1                             | 1                                |                                  |                                    |                                  |        |
| <b>Inning Stats</b>  | R: 3<br>E: 0<br>K: 1<br>S: 15                         | H: 2<br>LOB: 1<br>BB: 3<br>P: 28 | R: 1<br>E: 0<br>K: 0<br>S: 8 | H: 1<br>LOB: 1<br>BB: 0<br>P: 13 | R: 0<br>E: 0<br>K: 1<br>S: 9 | H: 0<br>LOB: 0<br>BB: 0<br>P: 15 | R: 0<br>E: 0<br>K: 0<br>S: 4 | H: 0<br>LOB: 0<br>BB: 0<br>P: 9 | R: 0<br>E: 0<br>K: 1<br>S: 7 | H: 2<br>LOB: 1<br>BB: 0<br>P: 9 | R: 0<br>E: 0<br>K: 0<br>S: 8 | H: 0<br>LOB: 0<br>BB: 0<br>P: 12 | R: 0<br>E: 0<br>K: 0<br>S: 10 | H: 1<br>LOB: 1<br>BB: 0<br>P: 16 | R: 1<br>E: 0<br>K: 2<br>S: 11 | H: 1<br>LOB: 0<br>BB: 0<br>P: 13 | 1B: 4<br>2B: 2<br>3B: 0<br>HR: 1 | SF: 1<br>SAC: 0<br>DP: 1<br>HBP: 1 | WP: 0<br>PB: 0<br>SB: 1<br>CS: 0 | PA: 36 |
| <b>PITCHER</b>   | IP WLS BF H R ER SO BB IBB HBP BLK WP HR S P ERA WHIP |                                  |                              |                                  |                              |                                  |                              |                                 |                              |                                 |                              |                                  |                               |                                  |                               |                                  |                                  |                                    |                                  |        |
| Joel Pineiro, R (1, 1)<br>ERA: 4.85                                    | 7.0 L 28 5 4 4 4 3 0 1 0 0 0 0 58 97 5.14 1.143       |                                  |                              |                                  |                              |                                  |                              |                                 |                              |                                 |                              |                                  |                               |                                  |                               |                                  |                                  |                                    |                                  |        |
| Giovanni Carrara, R (8, 1)<br>ERA: 4.76                                | 1.0 4 1 0 0 0 0 0 0 0 0 0 0 10 16 0.00 1.000          |                                  |                              |                                  |                              |                                  |                              |                                 |                              |                                 |                              |                                  |                               |                                  |                               |                                  |                                  |                                    |                                  |        |
| 40 Julio Mateo, R (9, 1)<br>ERA: 4.76                                  | 1.0 4 1 1 1 2 0 0 0 0 0 0 1 11 13 9.00 1.000          |                                  |                              |                                  |                              |                                  |                              |                                 |                              |                                 |                              |                                  |                               |                                  |                               |                                  |                                  |                                    |                                  |        |

Anaheim Angels @ Seattle Mariners  
Safeco Field, Seattle, WA  
Wed Apr 09 2003, 7:05 PM PDT  
Att: 35,492 - Overcast - 56 F

AB 31  
R 5  
H 7  
RBI 5  
BB 3  
SO 6  
LOB 9



| Batter   | 1   | 2                                | 3                            | 4                                | 5                            | 6                                | 7                            | 8                                | 9                             | AB                               | R                             | H                                | RBI                          | BB                               | SO                            | LOB                              | BOTTOM                       |                                  |                                  |                                    |                                  |        |
|--|---|----------------------------------|------------------------------|----------------------------------|------------------------------|----------------------------------|------------------------------|----------------------------------|-------------------------------|----------------------------------|-------------------------------|----------------------------------|------------------------------|----------------------------------|-------------------------------|----------------------------------|------------------------------|----------------------------------|----------------------------------|------------------------------------|----------------------------------|--------|
| 51 Ichiro Suzuki, L (1, 9)<br>OBP: 0.308, SLG: 0.278 | 3-2 BB<br>1B  |                                  | 2-1 B1-3                     |                                  | 2-2 P2                       | 3-2 G4-3                         |                              |                                  | 1-2 G4-3                      | 5                                | 0                             | 1                                | 0                            | 0                                | 0                             | 0                                |                              |                                  |                                  |                                    |                                  |        |
| Randy Winn, S (1, 7)<br>OBP: 0.487, SLG: 0.515       | 0-2 P5  |                                  | 0-2 1B                       |                                  | 4-2 HBP<br>1B HBP            |                                  | 1-2 G6-3                     |                                  | 1-1 G6-3                      | 4                                | 0                             | 1                                | 0                            | 0                                | 0                             | 1                                |                              |                                  |                                  |                                    |                                  |        |
| Mark McLemore, S (1, 5)<br>OBP: 0.381, SLG: 0.294    | 4-2 FC6-4<br>BB                                       |                                  | 0-0 F8                       |                                  | 2-1 P6                       |                                  | 2-1 G3                       |                                  | 3-1 F9                        | 4                                | 0                             | 0                                | 0                            | 1                                | 0                             | 2                                |                              |                                  |                                  |                                    |                                  |        |
| John Olerud, L (1, 3)<br>OBP: 0.412, SLG: 0.400      | 1-1 L8  |                                  | 1-1 P5                       |                                  | 1-1 HBP<br>1B                |                                  | 1-3 K                        |                                  |                               | 4                                | 0                             | 1                                | 0                            | 0                                | 1                             | 3                                |                              |                                  |                                  |                                    |                                  |        |
| Bret Boone, R (1, 4)<br>OBP: 0.306, SLG: 0.303       | 1-1 FC6-4   |                                  |                              | 4-0 1B<br>BB                     | 1-0 HBP<br>1B                |                                  | 3-2 1B<br>1B                 |                                  |                               | 2                                | 0                             | 1                                | 0                            | 1                                | 0                             | 2                                |                              |                                  |                                  |                                    |                                  |        |
| Mike Cameron, R (1, 8)<br>OBP: 0.314, SLG: 0.452     |   | 1-0 3B                           |                              | 1-3 K                            | 1-0 F7                       |                                  | 0-3 K                        |                                  |                               | 4                                | 0                             | 1                                | 0                            | 0                                | 2                             | 5                                |                              |                                  |                                  |                                    |                                  |        |
| John Mabry, L (1, 10)<br>OBP: 0.250, SLG: 0.286      |   | 1-3 K                            |                              | 0-3 K                            |                              | 0-1 F8                           |                              | 0-1 F9                           |                               | 4                                | 0                             | 0                                | 0                            | 0                                | 2                             | 3                                |                              |                                  |                                  |                                    |                                  |        |
| Carlos Guillen, S (1, 6)<br>OBP: 0.333, SLG: 0.550   |   | 0-1 P6                           |                              | 2-0 1B                           |                              | 1-2 HR                           |                              | 1-2 1B                           |                               | 4                                | 1                             | 3                                | 1                            | 0                                | 0                             | 1                                |                              |                                  |                                  |                                    |                                  |        |
| Ben Davis, S (1, 2)<br>OBP: 0.091, SLG: 0.273        |   | 0-1 G3                           |                              | 1-0 G6-3                         |                              | 1-3 K                            |                              | 2-0 G1-3                         |                               | 4                                | 0                             | 0                                | 0                            | 0                                | 1                             | 5                                |                              |                                  |                                  |                                    |                                  |        |
| <b>Inning Stats</b>                                  | R: 0<br>E: 0<br>K: 0<br>S: 12                         | H: 1<br>LOB: 2<br>BB: 1<br>P: 21 | R: 0<br>E: 0<br>K: 1<br>S: 8 | H: 1<br>LOB: 0<br>BB: 0<br>P: 10 | R: 0<br>E: 0<br>K: 0<br>S: 8 | H: 1<br>LOB: 1<br>BB: 0<br>P: 12 | R: 0<br>E: 0<br>K: 2<br>S: 8 | H: 1<br>LOB: 2<br>BB: 1<br>P: 16 | R: 0<br>E: 0<br>K: 0<br>S: 12 | H: 1<br>LOB: 0<br>BB: 0<br>P: 23 | R: 1<br>E: 0<br>K: 1<br>S: 14 | H: 1<br>LOB: 0<br>BB: 0<br>P: 19 | R: 0<br>E: 0<br>K: 1<br>S: 9 | H: 0<br>LOB: 0<br>BB: 0<br>P: 13 | R: 0<br>E: 0<br>K: 1<br>S: 10 | H: 2<br>LOB: 2<br>BB: 0<br>P: 16 | R: 0<br>E: 0<br>K: 0<br>S: 7 | H: 0<br>LOB: 0<br>BB: 0<br>P: 12 | 1B: 6<br>2B: 0<br>3B: 1<br>HR: 1 | SF: 0<br>SAC: 0<br>DP: 0<br>HBP: 2 | WP: 0<br>PB: 0<br>SB: 0<br>CS: 0 | PA: 39 |
| <b>PITCHER</b>                                       | IP WLS BF H R ER SO BB IBB HBP BLK WP HR S P ERA WHIP |                                  |                              |                                  |                              |                                  |                              |                                  |                               |                                  |                               |                                  |                              |                                  |                               |                                  |                              |                                  |                                  |                                    |                                  |        |
| Kevin Appier, R (1, 1)<br>ERA: 7.2                   | 6.0 W 28 6 1 1 4 2 0 2 0 0 0 0 62 101 1.50 1.333      |                                  |                              |                                  |                              |                                  |                              |                                  |                               |                                  |                               |                                  |                              |                                  |                               |                                  |                              |                                  |                                  |                                    |                                  |        |
| Brendan Donnelly, R (7, 1)<br>ERA: 9.0               | 1.0 H 3 0 0 0 1 0 0 0 0 0 0 0 9 13 0.00 0.000         |                                  |                              |                                  |                              |                                  |                              |                                  |                               |                                  |                               |                                  |                              |                                  |                               |                                  |                              |                                  |                                  |                                    |                                  |        |
| Francisco Rodriguez, R (8, 1)<br>ERA: 9.0            | 1.0 H 5 2 0 0 1 0 0 0 0 0 0 0 10 16 0.00 2.000        |                                  |                              |                                  |                              |                                  |                              |                                  |                               |                                  |                               |                                  |                              |                                  |                               |                                  |                              |                                  |                                  |                                    |                                  |        |
| Troy Percival, R (9, 1)<br>ERA: 9.0                  | 1.0 3 0 0 0 0 0 0 0 0 0 0 0 7 12 0.00 0.000           |                                  |                              |                                  |                              |                                  |                              |                                  |                               |                                  |                               |                                  |                              |                                  |                               |                                  |                              |                                  |                                  |                                    |                                  |        |

Anaheim Angels @ Seattle Mariners  
Safeco Field, Seattle, WA  
Wed Apr 09 2003, 7:05 PM PDT  
Att: 35,492 - Overcast - 56 F

AB 35  
R 1  
H 8  
RBI 1  
BB 2  
SO 6  
LOB 22





| Batter   | 1                            | 2                                | 3                             | 4                                | 5                             | 6                                | 7                            | 8                               | 9                             | AB                               | R                            | H                                | RBI                          | BB                              | SO                           | LOB                              | TOP                          |                                  |                         |                                    |                         |        |  |  |  |  |  |
|--|------------------------------|----------------------------------|-------------------------------|----------------------------------|-------------------------------|----------------------------------|------------------------------|---------------------------------|-------------------------------|----------------------------------|------------------------------|----------------------------------|------------------------------|---------------------------------|------------------------------|----------------------------------|------------------------------|----------------------------------|-------------------------|------------------------------------|-------------------------|--------|--|--|--|--|--|
| David Eckstein, R (1, 6)<br>OBP: 0.275, SLG: 0.097     | 1-1<br>E7<br>G6-3            |                                  | 1-1<br>G6-3                   |                                  | 0-2<br>L8                     | 0-2<br>F8                        |                              | 1-0<br>CS                       | 1-0<br>F7                     | 5                                | 0                            | 0                                | 0                            | 0                               | 0                            | 1                                |                              |                                  |                         |                                    |                         |        |  |  |  |  |  |
| Darin Erstad, L (1, 8)<br>OBP: 0.342, SLG: 0.344       | 0-0<br>G6-3                  |                                  | 4-2<br>HR                     |                                  | 0-1<br>F8                     | 1-1<br>F8                        |                              |                                 | 1-2<br>G1-3                   | 4                                | 1                            | 1                                | 0                            | 1                               | 0                            | 1                                |                              |                                  |                         |                                    |                         |        |  |  |  |  |  |
| Brad Fullmer, L (1, 10)<br>OBP: 0.440, SLG: 0.810      | 2-0<br>F9                    |                                  | 0-1<br>HR                     |                                  | 2-1<br>1B                     | 0-1<br>F8                        |                              |                                 | 1-3<br>K                      | 5                                | 2                            | 2                                | 2                            | 0                               | 1                            | 3                                |                              |                                  |                         |                                    |                         |        |  |  |  |  |  |
| 16 Garret Anderson, L (1, 7)<br>OBP: 0.538, SLG: 0.722 | 1-2<br>F8                    |                                  | 1-1<br>2B                     |                                  | 1-1<br>1B                     |                                  |                              |                                 |                               | 4                                | 0                            | 2                                | 0                            | 0                               | 0                            | 1                                |                              |                                  |                         |                                    |                         |        |  |  |  |  |  |
| Troy Glaus, R (1, 5)                                   |                              | 2-2<br>G6-3                      | 3-2<br>G2-3                   |                                  | 1-1<br>2B                     |                                  |                              |                                 | 1-0<br>G5-3                   | 4                                | 0                            | 1                                | 1                            | 0                               | 0                            | 1                                |                              |                                  |                         |                                    |                         |        |  |  |  |  |  |
| Scott Spiezio, S (1, 3)                                |                              | 1-3<br>K                         |                               | 1-1<br>F8                        | 4-0<br>IBB                    |                                  |                              |                                 | 0-1<br>F8                     | 3                                | 0                            | 0                                | 0                            | 1                               | 1                            | 0                                |                              |                                  |                         |                                    |                         |        |  |  |  |  |  |
| Eric Owens, R (1, 9)                                   |                              | 0-1<br>1B                        |                               | 0-0<br>F9                        | 0-1<br>L8                     |                                  |                              |                                 | 0-1<br>G4-3                   | 4                                | 0                            | 1                                | 0                            | 0                               | 0                            | 3                                |                              |                                  |                         |                                    |                         |        |  |  |  |  |  |
| Bengie Molina, R (1, 2)                                |                              | 1-2<br>L5                        |                               | 2-0<br>FC4-6                     |                               | 1-0<br>F9                        |                              |                                 | 2-2<br>F9                     | 4                                | 0                            | 1                                | 0                            | 0                               | 0                            | 1                                |                              |                                  |                         |                                    |                         |        |  |  |  |  |  |
| 9 Chone Figgins, S (1, 4)                              |                              |                                  | 2-3<br>K                      | 0-0<br>FC4-6                     |                               | 4-1<br>1B                        |                              |                                 | 0-0<br>CS                     | 3                                | 0                            | 1                                | 0                            | 1                               | 1                            | 1                                |                              |                                  |                         |                                    |                         |        |  |  |  |  |  |
| <b>Inning Stats</b>                                    | R: 0<br>E: 1<br>K: 0<br>S: 7 | H: 0<br>LOB: 1<br>BB: 0<br>P: 11 | R: 0<br>E: 0<br>K: 1<br>S: 11 | H: 1<br>LOB: 1<br>BB: 0<br>P: 15 | R: 2<br>E: 0<br>K: 1<br>S: 16 | H: 2<br>LOB: 1<br>BB: 1<br>P: 27 | R: 0<br>E: 0<br>K: 0<br>S: 5 | H: 1<br>LOB: 1<br>BB: 0<br>P: 8 | R: 1<br>E: 0<br>K: 0<br>S: 13 | H: 3<br>LOB: 3<br>BB: 1<br>P: 21 | R: 0<br>E: 0<br>K: 0<br>S: 9 | H: 1<br>LOB: 2<br>BB: 1<br>P: 15 | R: 0<br>E: 0<br>K: 0<br>S: 5 | H: 0<br>LOB: 0<br>BB: 0<br>P: 7 | R: 0<br>E: 0<br>K: 0<br>S: 8 | H: 1<br>LOB: 0<br>BB: 0<br>P: 10 | R: 0<br>E: 0<br>K: 1<br>S: 8 | H: 0<br>LOB: 0<br>BB: 0<br>P: 11 | 1B: 6<br>2B: 2<br>HR: 1 | SF: 0<br>SAC: 0<br>DP: 0<br>HBP: 0 | WP: 0<br>PB: 0<br>CS: 1 | PA: 40 |  |  |  |  |  |
| <b>PITCHER</b>   | IP                           | WLS                              | BF                            | H                                | R                             | ER                               | SO                           | BB                              | IBB                           | HBP                              | BLK                          | WP                               | HR                           | S                               | P                            | ERA                              | WHIP                         |                                  |                         |                                    |                         |        |  |  |  |  |  |
| Ryan Franklin, R (1, 1)<br>ERA: 5.25                   | 6.0                          | L                                | 30                            | 8                                | 3                             | 3                                | 2                            | 2                               | 1                             | 0                                | 0                            | 0                                | 1                            | 61                              | 97                           | 4.50                             | 1.667                        |                                  |                         |                                    |                         |        |  |  |  |  |  |
| Shigetoshi Hasegawa, R (7, 1)<br>ERA:                  | 1.0                          |                                  | 3                             | 0                                | 0                             | 0                                | 0                            | 0                               | 0                             | 0                                | 0                            | 0                                | 0                            | 5                               | 7                            | 0.00                             | 0.000                        |                                  |                         |                                    |                         |        |  |  |  |  |  |
| Giovanni Carrara, R (8, 1)<br>ERA:                     | 1.0                          |                                  | 3                             | 1                                | 0                             | 0                                | 0                            | 0                               | 0                             | 0                                | 0                            | 0                                | 0                            | 8                               | 10                           | 0.00                             | 1.000                        |                                  |                         |                                    |                         |        |  |  |  |  |  |
| Kazuhiro Sasaki, R (9, 1)<br>ERA: 3.0                  | 1.0                          |                                  | 3                             | 0                                | 0                             | 0                                | 1                            | 0                               | 0                             | 0                                | 0                            | 0                                | 0                            | 8                               | 11                           | 0.00                             | 0.000                        |                                  |                         |                                    |                         |        |  |  |  |  |  |

Anaheim Angels @ Seattle Mariners  
Safeco Field, Seattle, WA  
Thu Apr 10 2003, 7:05 PM PDT  
Att: 32,746 - Cloudy - 61 F

|     |    |
|-----|----|
| AB  | 36 |
| R   | 3  |
| H   | 9  |
| RBI | 3  |
| BB  | 3  |
| SO  | 3  |
| LOB | 12 |



| Batter   | 1                            | 2                                | 3                            | 4                                | 5                            | 6                                | 7                            | 8                               | 9                            | AB                              | R                             | H                                | RBI                          | BB                               | SO                           | LOB                              | BOTTOM                       |                                  |                                  |                                    |                         |        |  |  |  |  |  |
|--|------------------------------|----------------------------------|------------------------------|----------------------------------|------------------------------|----------------------------------|------------------------------|---------------------------------|------------------------------|---------------------------------|-------------------------------|----------------------------------|------------------------------|----------------------------------|------------------------------|----------------------------------|------------------------------|----------------------------------|----------------------------------|------------------------------------|-------------------------|--------|--|--|--|--|--|
| 51 Ichiro Suzuki, L (1, 9)<br>OBP: 0.302, SLG: 0.275     | 1-0<br>P3                    |                                  | 0-1<br>F8                    |                                  |                              | 1-2<br>F8                        |                              | 0-0<br>1B                       |                              | 4                               | 0                             | 1                                | 0                            | 0                                | 0                            | 1                                |                              |                                  |                                  |                                    |                         |        |  |  |  |  |  |
| Randy Winn, S (1, 7)<br>OBP: 0.485, SLG: 0.486           | 1-2<br>L7                    |                                  | 0-2<br>FC6-4                 |                                  |                              | 2-1<br>P4                        |                              | 1-0<br>1B                       |                              | 4                               | 0                             | 1                                | 0                            | 0                                | 0                            | 1                                |                              |                                  |                                  |                                    |                         |        |  |  |  |  |  |
| Bret Boone, R (1, 4)<br>OBP: 0.300, SLG: 0.297           | 2-1<br>G6-3                  |                                  |                              | 0-1<br>G4-3                      |                              | 2-1<br>1B                        |                              | 2-2<br>L8                       |                              | 4                               | 0                             | 1                                | 0                            | 0                                | 0                            | 2                                |                              |                                  |                                  |                                    |                         |        |  |  |  |  |  |
| Mike Cameron, R (1, 8)                                   |                              | 1-3<br>K                         |                              | 2-1<br>F9                        |                              | 1-1<br>F9                        |                              |                                 | 0-3<br>K                     | 4                               | 0                             | 0                                | 0                            | 0                                | 2                            | 1                                |                              |                                  |                                  |                                    |                         |        |  |  |  |  |  |
| John Olerud, L (1, 3)<br>OBP: 0.421, SLG: 0.375          |                              | 4-0<br>BB                        |                              | 1-0<br>F8                        |                              |                                  | 2-2<br>G3                    |                                 | 4-0<br>BB                    | 2                               | 0                             | 0                                | 0                            | 2                                | 0                            | 0                                |                              |                                  |                                  |                                    |                         |        |  |  |  |  |  |
| Greg Colbrunn, R (1, 10)                                 |                              | 2-1<br>F9                        |                              |                                  | 2-1<br>F8                    |                                  | 1-0<br>F7                    |                                 | 3-3<br>K                     | 3                               | 0                             | 0                                | 0                            | 0                                | 0                            | 1                                |                              |                                  |                                  |                                    |                         |        |  |  |  |  |  |
| John Mabry, L (9, FH)<br>OBP: 0.222, SLG: 0.250          |                              |                                  |                              |                                  |                              |                                  |                              |                                 |                              | 1                               | 0                             | 0                                | 0                            | 0                                | 1                            | 1                                |                              |                                  |                                  |                                    |                         |        |  |  |  |  |  |
| Jeff Cirillo, R (1, 5)<br>OBP: 0.143, SLG: 0.040         |                              |                                  |                              |                                  | 0-0<br>L8                    |                                  | 1-0<br>F9                    |                                 | 1-0<br>P4                    | 3                               | 0                             | 0                                | 0                            | 0                                | 0                            | 1                                |                              |                                  |                                  |                                    |                         |        |  |  |  |  |  |
| Mark McLemore, S (9, FH)<br>OBP: 0.364, SLG: 0.278       |                              |                                  |                              |                                  |                              |                                  |                              |                                 |                              | 1                               | 0                             | 0                                | 0                            | 0                                | 0                            | 1                                |                              |                                  |                                  |                                    |                         |        |  |  |  |  |  |
| 16 Willie Bloomquist, R (1, 6)<br>OBP: 0.375, SLG: 0.571 |                              |                                  | 2-2<br>FC6-4                 |                                  | 0-1<br>3B                    |                                  |                              | 0-2<br>L7                       |                              | 3                               | 0                             | 2                                | 0                            | 0                                | 0                            | 0                                |                              |                                  |                                  |                                    |                         |        |  |  |  |  |  |
| Dan Wilson, R (1, 2)<br>OBP: 0.273, SLG: 0.200           |                              |                                  | 1-0<br>P2                    |                                  | 1-0<br>G6-3                  |                                  |                              | 1-0<br>P2                       |                              | 3                               | 0                             | 0                                | 0                            | 0                                | 0                            | 2                                |                              |                                  |                                  |                                    |                         |        |  |  |  |  |  |
| <b>Inning Stats</b>                                      | R: 0<br>E: 0<br>K: 0<br>S: 6 | H: 0<br>LOB: 0<br>BB: 0<br>P: 10 | R: 0<br>E: 0<br>K: 1<br>S: 8 | H: 0<br>LOB: 1<br>BB: 1<br>P: 18 | R: 0<br>E: 0<br>K: 0<br>S: 9 | H: 1<br>LOB: 0<br>BB: 0<br>P: 12 | R: 0<br>E: 0<br>K: 0<br>S: 5 | H: 0<br>LOB: 0<br>BB: 0<br>P: 8 | R: 0<br>E: 0<br>K: 0<br>S: 6 | H: 1<br>LOB: 1<br>BB: 0<br>P: 9 | R: 0<br>E: 0<br>K: 0<br>S: 10 | H: 1<br>LOB: 1<br>BB: 0<br>P: 16 | R: 0<br>E: 0<br>K: 0<br>S: 6 | H: 0<br>LOB: 0<br>BB: 0<br>P: 10 | R: 0<br>E: 0<br>K: 0<br>S: 9 | H: 2<br>LOB: 2<br>BB: 0<br>P: 13 | R: 0<br>E: 0<br>K: 2<br>S: 8 | H: 0<br>LOB: 1<br>BB: 1<br>P: 16 | 1B: 4<br>2B: 0<br>3B: 1<br>HR: 0 | SF: 0<br>SAC: 0<br>DP: 0<br>HBP: 0 | WP: 0<br>PB: 0<br>CS: 0 | PA: 34 |  |  |  |  |  |
| <b>PITCHER</b>   | IP                           | WLS                              | BF                           | H                                | R                            | ER                               | SO                           | BB                              | IBB                          | HBP                             | BLK                           | WP                               | HR                           | S                                | P                            | ERA                              | WHIP                         |                                  |                                  |                                    |                         |        |  |  |  |  |  |
| Jarrod Washburn, L (1, 1)<br>ERA: 2.45                   | 8.0                          | W                                | 30                           | 5                                | 0                            | 0                                | 1                            | 1                               | 0                            | 0                               | 0                             | 0                                | 0                            | 59                               | 96                           | 0.00                             | 0.750                        |                                  |                                  |                                    |                         |        |  |  |  |  |  |
| Troy Percival, R (9, 1)<br>ERA:                          | 1.0                          | S                                | 4                            | 0                                | 0                            | 0                                | 2                            | 1                               | 0                            | 0                               | 0                             | 0                                | 0                            | 8                                | 16                           | 0.00                             | 1.000                        |                                  |                                  |                                    |                         |        |  |  |  |  |  |

Anaheim Angels @ Seattle Mariners  
Safeco Field, Seattle, WA  
Thu Apr 10 2003, 7:05 PM PDT  
Att: 32,746 - Cloudy - 61 F

|     |    |
|-----|----|
| AB  | 32 |
| R   | 0  |
| H   | 5  |
| RBI | 0  |
| BB  | 2  |
| SO  | 3  |
| LOB | 11 |





| Batter  | 1                             | 2                                | 3                             | 4                                | 5                             | 6                                | 7                             | 8                                | 9                            | AB                              | R                            | H                                | RBI                          | BB                               | SO                            | LOB                              | TOP                          |                                 |                                  |                                    |                                  |        |
|---|-------------------------------|----------------------------------|-------------------------------|----------------------------------|-------------------------------|----------------------------------|-------------------------------|----------------------------------|------------------------------|---------------------------------|------------------------------|----------------------------------|------------------------------|----------------------------------|-------------------------------|----------------------------------|------------------------------|---------------------------------|----------------------------------|------------------------------------|----------------------------------|--------|
| <b>Mark Ellis, R</b><br>OBP: 0.426, SLG: 0.610<br>(1, 4)      |                               |                                  |                               |                                  |                               |                                  |                               |                                  |                              | 4                               | 1                            | 1                                | 0                            | 1                                | 0                             | 2                                |                              |                                 |                                  |                                    |                                  |        |
| <b>Scott Hatteberg, L</b><br>OBP: 0.475, SLG: 0.600<br>(1, 3) |                               |                                  |                               |                                  |                               |                                  |                               |                                  |                              | 4                               | 1                            | 1                                | 1                            | 1                                | 0                             | 1                                |                              |                                 |                                  |                                    |                                  |        |
| <b>Miguel Tejada, R</b><br>OBP: 0.292, SLG: 0.395<br>(1, 6)   |                               |                                  |                               |                                  |                               |                                  |                               |                                  |                              | 5                               | 0                            | 0                                | 0                            | 0                                | 1                             | 2                                |                              |                                 |                                  |                                    |                                  |        |
| <b>3 Eric Chavez, L</b><br>OBP: 0.362, SLG: 0.359<br>(1, 5)   |                               |                                  |                               |                                  |                               |                                  |                               |                                  |                              | 5                               | 0                            | 2                                | 1                            | 0                                | 0                             | 0                                |                              |                                 |                                  |                                    |                                  |        |
| <b>Jermaine Dye, R</b><br>OBP: 0.311, SLG: 0.410<br>(1, 9)    |                               |                                  |                               |                                  |                               |                                  |                               |                                  |                              | 4                               | 0                            | 0                                | 0                            | 0                                | 2                             | 3                                |                              |                                 |                                  |                                    |                                  |        |
| <b>Erubiel Durazo, L</b><br>OBP: 0.553, SLG: 0.741<br>(1, 10) |                               |                                  |                               |                                  |                               |                                  |                               |                                  |                              | 1                               | 2                            | 1                                | 0                            | 3                                | 0                             | 0                                |                              |                                 |                                  |                                    |                                  |        |
| <b>Terrence Long, L</b><br>OBP: 0.359, SLG: 0.531<br>(1, 7)   |                               |                                  |                               |                                  |                               |                                  |                               |                                  |                              | 4                               | 1                            | 1                                | 2                            | 0                                | 0                             | 6                                |                              |                                 |                                  |                                    |                                  |        |
| <b>Ramon Hernandez, R</b><br>OBP: 0.333, SLG: 0.355<br>(1, 2) |                               |                                  |                               |                                  |                               |                                  |                               |                                  |                              | 4                               | 0                            | 3                                | 0                            | 0                                | 0                             | 0                                |                              |                                 |                                  |                                    |                                  |        |
| <b>Chris Singleton, L</b><br>OBP: 0.323, SLG: 0.379<br>(1, 8) |                               |                                  |                               |                                  |                               |                                  |                               |                                  |                              | 4                               | 0                            | 0                                | 1                            | 0                                | 1                             | 3                                |                              |                                 |                                  |                                    |                                  |        |
| <b>Inning Stats</b>   | R: 2<br>E: 1<br>K: 0<br>S: 19 | H: 3<br>LOB: 2<br>BB: 1<br>P: 33 | R: 0<br>E: 0<br>K: 1<br>S: 10 | H: 0<br>LOB: 0<br>BB: 0<br>P: 12 | R: 0<br>E: 0<br>K: 1<br>S: 14 | H: 1<br>LOB: 3<br>BB: 2<br>P: 28 | R: 0<br>E: 0<br>K: 0<br>S: 11 | H: 1<br>LOB: 1<br>BB: 1<br>P: 17 | R: 0<br>E: 0<br>K: 0<br>S: 7 | H: 0<br>LOB: 0<br>BB: 0<br>P: 8 | R: 0<br>E: 0<br>K: 1<br>S: 9 | H: 2<br>LOB: 1<br>BB: 0<br>P: 12 | R: 0<br>E: 0<br>K: 0<br>S: 6 | H: 0<br>LOB: 0<br>BB: 0<br>P: 10 | R: 2<br>E: 0<br>K: 1<br>S: 17 | H: 2<br>LOB: 1<br>BB: 1<br>P: 26 | R: 0<br>E: 0<br>K: 1<br>S: 7 | H: 0<br>LOB: 0<br>BB: 0<br>P: 7 | 1B: 5<br>2B: 3<br>3B: 0<br>HR: 1 | SF: 0<br>SAC: 0<br>DP: 0<br>HBP: 0 | WP: 0<br>PB: 0<br>SB: 0<br>CS: 1 | PA: 40 |
| <b>PITCHER</b>  | IP                            | WLS                              | BF                            | H                                | R                             | ER                               | SO                            | BB                               | IBB                          | HBP                             | BLK                          | WP                               | HR                           | S                                | P                             | ERA                              | WHIP                         |                                 |                                  |                                    |                                  |        |
| <b>41 John Lackey, R</b><br>ERA: 6.8                          | (1, 1)                        | 5.0                              | W                             | 23                               | 5                             | 2                                | 2                             | 2                                | 4                            | 0                               | 0                            | 0                                | 0                            | 0                                | 61                            | 98                               | 3.60                         | 1.800                           |                                  |                                    |                                  |        |
| <b>Scott Schoeneweis, L</b><br>ERA: 1.93                      | (6, 1)                        | 2.0                              |                               | 8                                | 2                             | 1                                | 1                             | 0                                | 0                            | 0                               | 0                            | 0                                | 0                            | 15                               | 22                            | 4.50                             | 1.000                        |                                 |                                  |                                    |                                  |        |
| <b>Francisco Rodriguez, R</b><br>ERA: 9.0                     | (8, 1)                        | 2.0                              | S                             | 9                                | 2                             | 2                                | 2                             | 2                                | 1                            | 0                               | 0                            | 0                                | 0                            | 1                                | 24                            | 33                               | 9.00                         | 1.500                           |                                  |                                    |                                  |        |

Oakland Athletics @ Anaheim Angels  
Edison International Field, Anaheim, CA  
Fri Apr 11 2003, 10:05 PM EDT  
Att: 43,707 - Cloudy - 62 F

|     |    |
|-----|----|
| AB  | 35 |
| R   | 5  |
| H   | 9  |
| RBI | 5  |
| BB  | 5  |
| SO  | 4  |
| LOB | 17 |



| Batter   | 1                             | 2                                | 3                            | 4                               | 5                             | 6                                | 7                            | 8                                | 9                             | AB                               | R                             | H                                | RBI                               | BB                                 | SO                               | LOB    | BOTTOM |       |  |  |  |  |
|--|-------------------------------|----------------------------------|------------------------------|---------------------------------|-------------------------------|----------------------------------|------------------------------|----------------------------------|-------------------------------|----------------------------------|-------------------------------|----------------------------------|-----------------------------------|------------------------------------|----------------------------------|--------|--------|-------|--|--|--|--|
| <b>David Eckstein, R</b><br>OBP: 0.318, SLG: 0.171<br>(1, 6)     |                               |                                  |                              |                                 |                               |                                  |                              |                                  |                               | 4                                | 1                             | 3                                | 1                                 | 0                                  | 0                                | 0      |        |       |  |  |  |  |
| <b>Darin Erstad, L</b><br>OBP: 0.349, SLG: 0.351<br>(1, 8)       |                               |                                  |                              |                                 |                               |                                  |                              |                                  |                               | 5                                | 1                             | 2                                | 2                                 | 0                                  | 0                                | 2      |        |       |  |  |  |  |
| <b>Tim Salmon, R</b><br>OBP: 0.421, SLG: 0.750                   |                               |                                  |                              |                                 |                               |                                  |                              |                                  |                               | 4                                | 2                             | 2                                | 4                                 | 1                                  | 0                                | 3      |        |       |  |  |  |  |
| <b>Julio Ramirez, R</b><br>(9, 9)                                |                               |                                  |                              |                                 |                               |                                  |                              |                                  |                               | 0                                | 0                             | 0                                | 0                                 | 0                                  | 0                                | 0      |        |       |  |  |  |  |
| <b>16 Garret Anderson, L</b><br>OBP: 0.523, SLG: 0.675<br>(1, 7) |                               |                                  |                              |                                 |                               |                                  |                              |                                  |                               | 4                                | 0                             | 1                                | 0                                 | 1                                  | 0                                | 4      |        |       |  |  |  |  |
| <b>Troy Glaus, R</b><br>OBP: 0.333, SLG: 0.469<br>(1, 5)         |                               |                                  |                              |                                 |                               |                                  |                              |                                  |                               | 5                                | 0                             | 0                                | 0                                 | 0                                  | 0                                | 2      |        |       |  |  |  |  |
| <b>Brad Fullmer, L</b><br>OBP: 0.467, SLG: 0.769<br>(1, 10)      |                               |                                  |                              |                                 |                               |                                  |                              |                                  |                               | 5                                | 1                             | 3                                | 0                                 | 0                                  | 0                                | 1      |        |       |  |  |  |  |
| <b>Scott Spiezio, S</b><br>OBP: 0.282, SLG: 0.324<br>(1, 3)      |                               |                                  |                              |                                 |                               |                                  |                              |                                  |                               | 3                                | 1                             | 1                                | 0                                 | 1                                  | 0                                | 1      |        |       |  |  |  |  |
| <b>Bengie Molina, R</b><br>OBP: 0.250, SLG: 0.361<br>(1, 2)      |                               |                                  |                              |                                 |                               |                                  |                              |                                  |                               | 4                                | 1                             | 1                                | 2                                 | 0                                  | 0                                | 4      |        |       |  |  |  |  |
| <b>9 Chone Figgins, S</b><br>OBP: 0.417, SLG: 0.364<br>(1, 4)    |                               |                                  |                              |                                 |                               |                                  |                              |                                  |                               | 4                                | 2                             | 3                                | 0                                 | 0                                  | 1                                | 0      |        |       |  |  |  |  |
| <b>Inning Stats</b>  | R: 0<br>E: 0<br>K: 0<br>S: 10 | H: 6<br>LOB: 3<br>BB: 0<br>P: 21 | R: 0<br>E: 0<br>K: 0<br>S: 8 | H: 1<br>LOB: 1<br>BB: 0<br>P: 9 | R: 3<br>E: 0<br>K: 0<br>S: 13 | H: 3<br>LOB: 0<br>BB: 0<br>P: 18 | R: 0<br>E: 0<br>K: 1<br>S: 9 | H: 1<br>LOB: 0<br>BB: 0<br>P: 13 | R: 0<br>E: 0<br>K: 0<br>S: 15 | H: 2<br>LOB: 3<br>BB: 1<br>P: 25 | R: 3<br>E: 0<br>K: 0<br>S: 11 | H: 3<br>LOB: 1<br>BB: 1<br>P: 19 | 1B: 13<br>2B: 1<br>3B: 0<br>HR: 2 | SF: 0<br>SAC: 1<br>DP: 1<br>HBP: 0 | WP: 0<br>PB: 0<br>SB: 0<br>CS: 0 | PA: 42 |        |       |  |  |  |  |
| <b>PITCHER</b>   | IP                            | WLS                              | BF                           | H                               | R                             | ER                               | SO                           | BB                               | IBB                           | HBP                              | BLK                           | WP                               | HR                                | S                                  | P                                | ERA    | WHIP   |       |  |  |  |  |
| <b>Tim Hudson, R</b><br>ERA: 4.74                                | (1, 1)                        | 6.0                              | L                            | 29                              | 11                            | 6                                | 6                            | 1                                | 0                             | 0                                | 0                             | 0                                | 0                                 | 1                                  | 66                               | 95     | 9.00   | 2.000 |  |  |  |  |
| <b>Micah Bowie, L</b><br>ERA: 7.2                                | (7, 1)                        | 1.1                              |                              | 11                              | 5                             | 3                                | 3                            | 2                                | 0                             | 0                                | 0                             | 0                                | 1                                 | 22                                 | 39                               | 20.25  | 5.250  |       |  |  |  |  |
| <b>Chad Bradford, R</b><br>ERA: 4.05                             | (8, 1)                        | 0.2                              |                              | 2                               | 0                             | 0                                | 0                            | 0                                | 0                             | 0                                | 0                             | 0                                | 0                                 | 4                                  | 5                                | 0.00   | 0.000  |       |  |  |  |  |

Oakland Athletics @ Anaheim Angels  
Edison International Field, Anaheim, CA  
Fri Apr 11 2003, 10:05 PM EDT  
Att: 43,707 - Cloudy - 62 F

|     |    |
|-----|----|
| AB  | 38 |
| R   | 9  |
| H   | 16 |
| RBI | 9  |
| BB  | 3  |
| SO  | 1  |
| LOB | 17 |









| Batter  | 1                             | 2                                | 3                             | 4                                | 5                             | 6                                | 7                            | 8                                | 9                             | AB                               | R                            | H                                | RBI                           | BB                               | SO                           | LOB                              | TOP   |                               |                                  |                                  |                                    |                                  |        |    |   |   |    |    |    |     |     |     |    |    |   |   |     |      |   |   |
|---|-------------------------------|----------------------------------|-------------------------------|----------------------------------|-------------------------------|----------------------------------|------------------------------|----------------------------------|-------------------------------|----------------------------------|------------------------------|----------------------------------|-------------------------------|----------------------------------|------------------------------|----------------------------------|---|-------------------------------|----------------------------------|----------------------------------|------------------------------------|----------------------------------|--------|----|---|---|----|----|----|-----|-----|-----|----|----|---|---|-----|------|---|---|
| Mark Ellis, R<br>OBP: 0.375, SLG: 0.520 (1,4)   | F8                            |                                  | K                             |                                  | P3                            |                                  |                              | K                                |                               | 4                                | 0                            | 0                                | 0                             | 0                                | 2                            | 1                                | <b>Oakland Athletics @ Anaheim Angels</b><br>Edison International Field, Anaheim, CA<br>Sun Apr 13 2003, 4:05 PM EDT<br>Att: 38,149 - Cloudy - 69 F |                               |                                  |                                  |                                    |                                  |        |    |   |   |    |    |    |     |     |     |    |    |   |   |     |      |   |   |
| Scott Hatteberg, L<br>OBP: 0.479, SLG: 0.561<br>Adam Platt, R<br>OBP: 0.286, SLG: 0.857 (6, FR)<br>(6, 3) | F9                            |                                  | FC6-4<br>BB                   |                                  | FC4-6<br>1B                   |                                  |                              | K                                |                               | 2                                | 0                            | 1                                | 0                             | 1                                | 0                            | 0                                |   |                               |                                  |                                  |                                    |                                  |        |    |   |   |    |    |    |     |     |     |    |    |   |   |     |      |   |   |
| Miguel Tejada, R<br>OBP: 0.281, SLG: 0.353 (1,6)  | K                             |                                  | FC6-4<br>1-2                  |                                  | FC4-6<br>1-2                  |                                  |                              | BB                               |                               | 3                                | 0                            | 0                                | 0                             | 1                                | 2                            | 2                                |   |                               |                                  |                                  |                                    |                                  |        |    |   |   |    |    |    |     |     |     |    |    |   |   |     |      |   |   |
| 3 Eric Chavez, L<br>OBP: 0.345, SLG: 0.326 (1,5)  | F9                            |                                  |                               |                                  | F7                            |                                  |                              | K                                |                               | 4                                | 0                            | 0                                | 0                             | 0                                | 1                            | 2                                |   |                               |                                  |                                  |                                    |                                  |        |    |   |   |    |    |    |     |     |     |    |    |   |   |     |      |   |   |
| Jermaine Dye, R<br>OBP: 0.308, SLG: 0.391<br>Eric Byrnes, R<br>OBP: 0.333, SLG: 0.111 (9, PH)             | HR<br>1B                      |                                  | E5<br>L4-3                    |                                  | K                             |                                  |                              | P2                               |                               | 3                                | 1                            | 1                                | 0                             | 0                                | 1                            | 1                                |   |                               |                                  |                                  |                                    |                                  |        |    |   |   |    |    |    |     |     |     |    |    |   |   |     |      |   |   |
| Erubiel Durazo, L<br>OBP: 0.511, SLG: 0.636<br>Frank Menechino, R<br>(9, PH)                              | K                             |                                  | L4-3<br>1-1                   |                                  | L4-3<br>1-1                   |                                  |                              | P3                               |                               | 3                                | 0                            | 0                                | 0                             | 0                                | 1                            | 2                                |   |                               |                                  |                                  |                                    |                                  |        |    |   |   |    |    |    |     |     |     |    |    |   |   |     |      |   |   |
| Terrence Long, L<br>OBP: 0.348, SLG: 0.590<br>Ron Gant, R<br>OBP: 0.167, SLG: 0.100 (9, PH)               | HR                            |                                  | F9                            |                                  | F9                            |                                  |                              | 1B                               |                               | 3                                | 1                            | 1                                | 2                             | 0                                | 1                            | 0                                |   |                               |                                  |                                  |                                    |                                  |        |    |   |   |    |    |    |     |     |     |    |    |   |   |     |      |   |   |
| Ramon Hernandez, R<br>OBP: 0.366, SLG: 0.351 (1,2)  | G3-1                          |                                  | G3-1                          |                                  | 1B                            |                                  |                              | K                                |                               | 3                                | 0                            | 1                                | 0                             | 1                                | 1                            | 1                                |   |                               |                                  |                                  |                                    |                                  |        |    |   |   |    |    |    |     |     |     |    |    |   |   |     |      |   |   |
| Chris Singleton, L<br>OBP: 0.278, SLG: 0.324 (1,8)  |                               |                                  | F7                            |                                  | P4                            |                                  |                              | F8                               |                               | 3                                | 0                            | 0                                | 0                             | 0                                | 2                            |                                  |   |                               |                                  |                                  |                                    |                                  |        |    |   |   |    |    |    |     |     |     |    |    |   |   |     |      |   |   |
| <b>Inning Stats</b>   | R: 0<br>E: 0<br>K: 1<br>S: 10 | H: 0<br>LOB: 0<br>BB: 0<br>P: 15 | R: 2<br>E: 0<br>K: 1<br>S: 19 | H: 2<br>LOB: 0<br>BB: 0<br>P: 29 | R: 0<br>E: 0<br>K: 1<br>S: 13 | H: 0<br>LOB: 1<br>BB: 1<br>P: 21 | R: 0<br>E: 1<br>K: 0<br>S: 8 | H: 0<br>LOB: 0<br>BB: 0<br>P: 14 | R: 0<br>E: 0<br>K: 0<br>S: 13 | H: 1<br>LOB: 1<br>BB: 0<br>P: 16 | R: 0<br>E: 0<br>K: 2<br>S: 9 | H: 1<br>LOB: 1<br>BB: 0<br>P: 14 | R: 0<br>E: 0<br>K: 1<br>S: 16 | H: 0<br>LOB: 1<br>BB: 1<br>P: 24 | R: 0<br>E: 0<br>K: 3<br>S: 9 | H: 0<br>LOB: 1<br>BB: 1<br>P: 18 |   | R: 0<br>E: 0<br>K: 1<br>S: 14 | H: 1<br>LOB: 1<br>BB: 0<br>P: 21 | 1B: 4<br>2B: 1<br>3B: 0<br>HR: 1 | SF: 0<br>SAC: 0<br>DP: 1<br>HBP: 0 | WP: 0<br>PB: 0<br>SB: 0<br>CS: 0 | PA: 35 |    |   |   |    |    |    |     |     |     |    |    |   |   |     |      |   |   |
| <b>PITCHER</b>  | IP                            | WLS                              | BF                            | H                                | R                             | ER                               | SO                           | BB                               | IBB                           | HBP                              | BLK                          | WP                               | HR                            | S                                | P                            | ERA                              | WHIP  | <b>PITCHER</b>                |                                  |                                  |                                    | IP                               | WLS    | BF | H | R | ER | SO | BB | IBB | HBP | BLK | WP | HR | S | P | ERA | WHIP |   |   |
| Ramon Ortiz, R<br>ERA: 5.4 (1, 1)   | 6.0                           | W                                | 23                            | 4                                | 2                             | 2                                | 5                            | 1                                | 0                             | 0                                | 0                            | 0                                | 1                             | 72                               | 109                          | 3.00                             | 0.833   |                               |                                  |                                  |                                    | 6.0                              | W      | 12 | 1 | 0 | 0  | 5  | 2  | 0   | 0   | 0   | 0  | 0  | 0 | 0 | 0   | 0    | 0 |   |
| 62 Scot Shields, R<br>ERA: (7, 1)   | 3.0                           | S                                | 12                            | 1                                | 0                             | 0                                | 5                            | 2                                | 0                             | 0                                | 0                            | 0                                | 0                             | 39                               | 63                           | 0.00                             | 1.000   |                               |                                  |                                  |                                    | 3.0                              | S      | 12 | 1 | 0 | 0  | 5  | 2  | 0   | 0   | 0   | 0  | 0  | 0 | 0 | 0   | 0    | 0 | 0 |


|     |    |
|-----|----|
| AB  | 32 |
| R   | 2  |
| H   | 5  |
| RBI | 2  |
| BB  | 3  |
| SO  | 10 |
| LOB | 11 |



| Batter   | 1                            | 2                                | 3                             | 4                                | 5                             | 6                                | 7                             | 8                                | 9                            | AB                               | R                             | H                                | RBI                          | BB                               | SO                               | LOB                                | BOTTOM  |                                  |        |  |  |     |     |    |   |   |    |    |    |     |     |     |    |    |   |   |     |      |   |   |   |
|--|------------------------------|----------------------------------|-------------------------------|----------------------------------|-------------------------------|----------------------------------|-------------------------------|----------------------------------|------------------------------|----------------------------------|-------------------------------|----------------------------------|------------------------------|----------------------------------|----------------------------------|------------------------------------|---|----------------------------------|--------|--|--|-----|-----|----|---|---|----|----|----|-----|-----|-----|----|----|---|---|-----|------|---|---|---|
| David Eckstein, R<br>OBP: 0.340, SLG: 0.190 (1,6)  | 1B<br>16 SF7<br>BB           | G6-3                             |                               | HR<br>1B                         |                               | G6-3                             |                               | G4-3                             |                              | 4                                | 2                             | 1                                | 0                            | 1                                | 0                                | 1                                  | <b>Oakland Athletics @ Anaheim Angels</b><br>Edison International Field, Anaheim, CA<br>Sun Apr 13 2003, 4:05 PM EDT<br>Att: 38,149 - Cloudy - 69 F |                                  |        |  |  |     |     |    |   |   |    |    |    |     |     |     |    |    |   |   |     |      |   |   |   |
| Darin Erstad, L<br>OBP: 0.392, SLG: 0.372 (1,8)  | 16 SF7<br>1B                 |                                  | BB<br>16 BB<br>1B             | HR<br>BB                         |                               | G5-4-3<br>BB                     |                               |                                  |                              | 2                                | 2                             | 2                                | 0                            | 2                                | 0                                | 0                                  |   |                                  |        |  |  |     |     |    |   |   |    |    |    |     |     |     |    |    |   |   |     |      |   |   |   |
| Tim Salmon, R<br>OBP: 0.413, SLG: 0.744 (1,10)   | P3                           |                                  | K                             | HR                               |                               | G5-4-3                           |                               |                                  |                              | 4                                | 1                             | 1                                | 3                            | 0                                | 1                                | 4                                  |   |                                  |        |  |  |     |     |    |   |   |    |    |    |     |     |     |    |    |   |   |     |      |   |   |   |
| 16 Garret Anderson, L<br>OBP: 0.519, SLG: 0.711 (1,7)  | SF7                          |                                  | BB<br>1B<br>BB                | P6                               |                               | G3                               |                               |                                  |                              | 2                                | 1                             | 0                                | 1                            | 1                                | 0                                | 0                                  |   |                                  |        |  |  |     |     |    |   |   |    |    |    |     |     |     |    |    |   |   |     |      |   |   |   |
| Troy Glaus, R<br>OBP: 0.341, SLG: 0.550 (1,5)  | F7                           |                                  | P3                            | P2                               |                               | HR                               |                               |                                  |                              | 4                                | 1                             | 1                                | 1                            | 0                                | 0                                | 3                                  |   |                                  |        |  |  |     |     |    |   |   |    |    |    |     |     |     |    |    |   |   |     |      |   |   |   |
| Shawn Wooten, R<br>OBP: 0.316, SLG: 0.412<br>Scott Spiezio, S<br>OBP: 0.262, SLG: 0.297 (8, 3) | HR                           |                                  | 1B<br>BB                      | 1B                               |                               | 1B                               |                               |                                  |                              | 3                                | 1                             | 2                                | 1                            | 1                                | 1                                | 0                                  |   |                                  |        |  |  |     |     |    |   |   |    |    |    |     |     |     |    |    |   |   |     |      |   |   |   |
| Eric Owens, R<br>OBP: 0.350, SLG: 0.316 (1,9)  | 1B                           |                                  | 1-2<br>2-3<br>BB              | 1B                               |                               | F7                               |                               | P4                               |                              | 4                                | 0                             | 2                                | 2                            | 0                                | 0                                | 1                                  |   |                                  |        |  |  |     |     |    |   |   |    |    |    |     |     |     |    |    |   |   |     |      |   |   |   |
| Bengie Molina, R<br>OBP: 0.220, SLG: 0.317 (1,2)   | G6-3                         |                                  | F8                            | L5                               |                               | G6-3                             |                               |                                  |                              | 4                                | 0                             | 0                                | 0                            | 0                                | 0                                | 4                                  |   |                                  |        |  |  |     |     |    |   |   |    |    |    |     |     |     |    |    |   |   |     |      |   |   |   |
| 9 Chone Figgins, S<br>OBP: 0.300, SLG: 0.278 (1,4)   | F9                           |                                  | P4                            | F7                               |                               | G3                               |                               |                                  |                              | 4                                | 0                             | 0                                | 0                            | 0                                | 2                                |                                    |   |                                  |        |  |  |     |     |    |   |   |    |    |    |     |     |     |    |    |   |   |     |      |   |   |   |
| <b>Inning Stats</b>  | R: 1<br>E: 0<br>K: 0<br>S: 8 | H: 1<br>LOB: 1<br>BB: 1<br>P: 14 | R: 1<br>E: 0<br>K: 0<br>S: 12 | H: 2<br>LOB: 1<br>BB: 0<br>P: 20 | R: 2<br>E: 0<br>K: 1<br>S: 12 | H: 2<br>LOB: 2<br>BB: 2<br>P: 27 | R: 3<br>E: 0<br>K: 0<br>S: 10 | H: 2<br>LOB: 0<br>BB: 1<br>P: 19 | R: 0<br>E: 0<br>K: 0<br>S: 5 | H: 0<br>LOB: 0<br>BB: 1<br>P: 10 | R: 1<br>E: 0<br>K: 1<br>S: 12 | H: 1<br>LOB: 0<br>BB: 0<br>P: 19 | R: 0<br>E: 0<br>K: 0<br>S: 7 | H: 0<br>LOB: 0<br>BB: 0<br>P: 12 | 1B: 6<br>2B: 0<br>3B: 0<br>HR: 3 | SF: 1<br>SAC: 0<br>DP: 1<br>HBP: 0 |   | WP: 0<br>PB: 0<br>SB: 1<br>CS: 0 | PA: 37 |  |  |     |     |    |   |   |    |    |    |     |     |     |    |    |   |   |     |      |   |   |   |
| <b>PITCHER</b>   | IP                           | WLS                              | BF                            | H                                | R                             | ER                               | SO                            | BB                               | IBB                          | HBP                              | BLK                           | WP                               | HR                           | S                                | P                                | ERA                                | WHIP  | <b>PITCHER</b>                   |        |  |  | IP  | WLS | BF | H | R | ER | SO | BB | IBB | HBP | BLK | WP | HR | S | P | ERA | WHIP |   |   |   |
| Barry Zito, L<br>ERA: 4.5 (1, 1)   | 5.0                          | L                                | 27                            | 8                                | 7                             | 7                                | 1                             | 4                                | 0                            | 0                                | 0                             | 0                                | 1                            | 17                               | 29                               | 4.50                               | 1.000   |                                  |        |  |  | 5.0 | L   | 27 | 4 | 0 | 0  | 0  | 0  | 0   | 0   | 0   | 0  | 0  | 0 | 0 | 0   | 0    | 0 | 0 |   |
| Jeremy Fikac, R<br>ERA: 3.66 (6, 1)  | 2.0                          |                                  | 7                             | 1                                | 1                             | 1                                | 1                             | 1                                | 0                            | 0                                | 0                             | 0                                | 0                            | 7                                | 12                               | 0.00                               | 0.000   |                                  |        |  |  | 2.0 |     | 7  | 1 | 1 | 1  | 1  | 1  | 0   | 0   | 0   | 0  | 0  | 0 | 0 | 0   | 0    | 0 | 0 | 0 |
| Mike Neu, R<br>ERA: 3.0 (8, 1)   | 1.0                          |                                  | 3                             | 0                                | 0                             | 0                                | 0                             | 0                                | 0                            | 0                                | 0                             | 0                                | 0                            | 7                                | 12                               | 0.00                               | 0.000   |                                  |        |  |  | 1.0 |     | 3  | 0 | 0 | 0  | 0  | 0  | 0   | 0   | 0   | 0  | 0  | 0 | 0 | 0   | 0    | 0 | 0 | 0 |





| Batter   | 1   | 2  | 3  | 4                                | 5                             | 6                                | 7                                  | 8   | 9                             | AB                               | R                            | H                                | RBI                          | BB                               | SO                            | LOB                              | TOP   |                                    |                                  |        |  |
|--|---|--|--|----------------------------------|-------------------------------|----------------------------------|------------------------------------|---|-------------------------------|----------------------------------|------------------------------|----------------------------------|------------------------------|----------------------------------|-------------------------------|----------------------------------|---|------------------------------------|----------------------------------|--------|--|
| David Eckstein, R (1, 6)<br>OBP: 0.351, SLG: 0.200     | 4-0<br>BB<br>G6-4-3   |  | 0-1<br>SAFE<br>SAFE<br>PO<br>1-2   | 1-1<br>G5-3                      |                               | 1-1<br>1B                        |                                    | 0-2<br>SAFE<br>G5-3                         |                               | 3                                | 0                            | 1                                | 0                            | 1                                | 0                             | 1                                | <b>Anaheim Angels @ Texas Rangers</b><br>The Ballpark at Arlington, Arlington, TX<br>Mon Apr 14 2003, 8:05 PM EDT<br>Att: 24,296 - Sunny - 77 F |                                    |                                  |        |  |
| Darin Erstad, L (1, 8)<br>OBP: 0.382, SLG: 0.362       | 0-3<br>SAFE<br>SAFE<br>K  |  |  | 0-2<br>1B                        |                               | 1-0<br>SAFE<br>SAFE<br>F9        |                                    | 2-0<br>SAFE<br>SAFE<br>F7                   |                               | 4                                | 0                            | 1                                | 0                            | 0                                | 1                             | 3                                |   |                                    |                                  |        |  |
| Tim Salmon, R (1, 9)<br>OBP: 0.400, SLG: 0.698         | 2-2<br>SAFE<br>SAFE<br>G6-4-3<br>1-2  |  |  | 1-3<br>SAFE<br>SAFE<br>K         |                               | 1-2<br>SAFE<br>SAFE<br>1B        |                                    | 2-1<br>SAFE<br>SAFE<br>G6-3                 |                               | 4                                | 0                            | 1                                | 0                            | 0                                | 1                             | 2                                |   |                                    |                                  |        |  |
| 16 Garret Anderson, L (1, 7)<br>OBP: 0.482, SLG: 0.653 |   | 2-2<br>SAFE<br>SAFE<br>F7  |  | 1-0<br>SAFE<br>SAFE<br>G6-3      |                               | 1-3<br>SAFE<br>SAFE<br>K         |                                    | 0-2<br>SAFE<br>SAFE<br>G6-3                 |                               | 4                                | 0                            | 0                                | 0                            | 0                                | 1                             | 3                                |   |                                    |                                  |        |  |
| Troy Glaus, R (1, 5)<br>OBP: 0.333, SLG: 0.523         |   | 1-1<br>SAFE<br>SAFE<br>G6-3  |  |                                  | 1-3<br>SAFE<br>SAFE<br>K      |                                  | 2-3<br>SAFE<br>SAFE<br>K           |   | 1-2<br>SAFE<br>SAFE<br>1B     |                                  | 4                            | 0                                | 1                            | 0                                | 0                             | 2                                |   | 0                                  |                                  |        |  |
| Brad Fullmer, L (1, 10)<br>OBP: 0.389, SLG: 0.625      |   | 3-3<br>SAFE<br>SAFE<br>K   |  |                                  | 1-0<br>SAFE<br>SAFE<br>G6-3   |                                  | 1-3<br>SAFE<br>SAFE<br>K           |   | 3-2<br>SAFE<br>SAFE<br>L6     |                                  | 4                            | 0                                | 0                            | 0                                | 0                             | 2                                |   | 1                                  |                                  |        |  |
| Scott Spiezio, S (1, 3)<br>OBP: 0.287, SLG: 0.282      |   |  | 3-2<br>SAFE<br>SAFE<br>G3  |                                  | 4-1<br>SAFE<br>SAFE<br>BB     |                                  | 2-1<br>SAFE<br>SAFE<br>P5          |   |                               | 2                                | 0                            | 0                                | 0                            | 1                                | 0                             | 0                                |   |                                    |                                  |        |  |
| Bengie Molina, R (1, 2)<br>OBP: 0.227, SLG: 0.318      |   |  | 1-2<br>SAFE<br>SAFE<br>F8  |                                  | 0-2<br>SAFE<br>SAFE<br>L9     |                                  | 2-1<br>SAFE<br>SAFE<br>FC4-6<br>1B |   |                               | 3                                | 0                            | 1                                | 0                            | 0                                | 0                             | 1                                |   |                                    |                                  |        |  |
| 9 Chone Figgins, S (1, 4)<br>OBP: 0.318, SLG: 0.300    |   |  | 2-1<br>SAFE<br>SAFE<br>PO<br>1B  |                                  |                               | 3-2<br>SAFE<br>SAFE<br>F7        |                                    | 1-2<br>SAFE<br>SAFE<br>FC4-6<br>G5-3<br>1-2 |                               | 2                                | 0                            | 1                                | 0                            | 0                                | 0                             | 0                                |   |                                    |                                  |        |  |
| Eric Owens, R (8, PH)<br>OBP: 0.333, SLG: 0.300        |   |  |  |                                  |                               |                                  |                                    |   |                               | 1                                | 0                            | 0                                | 0                            | 0                                | 0                             | 1                                |    |                                    |                                  |        |  |
| Benji Gil, R (8, 4)                                    |   |  |  |                                  |                               |                                  |                                    |   |                               | 0                                | 0                            | 0                                | 0                            | 0                                | 0                             | 0                                |   |                                    |                                  |        |  |
| <b>Inning Stats</b>                                    | R: 0<br>E: 0<br>K: 1<br>S: 6  | H: 0<br>LOB: 0<br>BB: 1<br>P: 12   | R: 0<br>E: 0<br>K: 1<br>S: 9   | H: 0<br>LOB: 0<br>BB: 0<br>P: 15 | R: 0<br>E: 0<br>K: 0<br>S: 10 | H: 1<br>LOB: 0<br>BB: 0<br>P: 16 | R: 0<br>E: 0<br>K: 1<br>S: 11      | H: 1<br>LOB: 1<br>BB: 0<br>P: 14            | R: 0<br>E: 0<br>K: 1<br>S: 13 | H: 2<br>LOB: 2<br>BB: 0<br>P: 20 | R: 0<br>E: 0<br>K: 2<br>S: 9 | H: 0<br>LOB: 0<br>BB: 0<br>P: 14 | R: 0<br>E: 0<br>K: 0<br>S: 9 | H: 1<br>LOB: 1<br>BB: 0<br>P: 14 | R: 0<br>E: 0<br>K: 0<br>S: 11 | H: 1<br>LOB: 1<br>BB: 0<br>P: 17 | 1B: 6<br>2B: 0<br>3B: 0<br>HR: 0  | SF: 0<br>SAC: 0<br>DP: 1<br>HBP: 0 | WP: 0<br>PB: 0<br>SB: 0<br>CS: 0 | PA: 34 |  |
| <b>PITCHER</b>   | IP<br>WLS<br>BF<br>H<br>R<br>ER<br>SO<br>BB<br>IBB<br>HBP<br>BLK<br>WP<br>HR<br>S<br>P<br>ERA<br>WHIP | 8.0<br>W<br>29<br>5<br>0<br>0<br>7<br>2<br>0<br>0<br>0<br>0<br>0<br>75<br>119<br>0.00<br>0.875 | 1.0<br>L<br>4<br>1<br>0<br>0<br>0<br>0<br>0<br>0<br>0<br>0<br>0<br>11<br>17<br>0.00<br>1.000 |                                  |                               |                                  |                                    |   |                               |                                  |                              |                                  |                              |                                  |                               |                                  |   |                                    |                                  |        |  |

| Batter   | 1   | 2  | 3  | 4                                | 5                            | 6                               | 7                            | 8                                | 9                            | AB                               | R                             | H                                | RBI                           | BB                               | SO                            | LOB                              | BOTTOM  |                                    |                                  |        |
|--|---|--|--|----------------------------------|------------------------------|---------------------------------|------------------------------|----------------------------------|------------------------------|----------------------------------|-------------------------------|----------------------------------|-------------------------------|----------------------------------|-------------------------------|----------------------------------|---|------------------------------------|----------------------------------|--------|
| Doug Glanville, R (1, 8)<br>OBP: 0.226, SLG: 0.300   | 0-0<br>B5-3   |  | 1-2<br>G6-3  |                                  | 1-2<br>G6-3                  |                                 | 3-2<br>G1-4-3                |                                  |                              | 4                                | 0                             | 0                                | 0                             | 0                                | 0                             | 2                                | <b>Anaheim Angels @ Texas Rangers</b><br>The Ballpark at Arlington, Arlington, TX<br>Mon Apr 14 2003, 8:05 PM EDT<br>Att: 24,296 - Sunny - 77 F |                                    |                                  |        |
| Jemaine Clark, L (8, 8)                              |   |  |  |                                  |                              |                                 | 1-3<br>G1                    |                                  |                              | 0                                | 0                             | 0                                | 0                             | 0                                | 0                             | 0                                |   |                                    |                                  |        |
| 9 Hank Blalock, L (1, 5)<br>OBP: 0.426, SLG: 0.682   | 3-2<br>HR   |  | 0-1<br>G4-3  |                                  | 0-0<br>WP<br>1B              |                                 | 2-2<br>G1                    |                                  |                              | 4                                | 1                             | 2                                | 1                             | 0                                | 0                             | 1                                |   |                                    |                                  |        |
| Alex Rodriguez, R (1, 6)<br>OBP: 0.386, SLG: 0.660   | 0-2<br>F9   |  | 0-0<br>G5-3  |                                  | 3-3<br>K                     |                                 | 1-2<br>K                     |                                  | 1-3<br>K                     | 4                                | 0                             | 0                                | 0                             | 0                                | 2                             | 1                                |   |                                    |                                  |        |
| Rafael Palmeiro, L (1, 3)<br>OBP: 0.396, SLG: 0.548  | 4-1<br>S<br>BB  |  |  | 2-2<br>F8                        |                              | 2-2<br>F7                       |                              | 4-2<br>FC4<br>1B<br>BB           |                              | 2                                | 0                             | 0                                | 0                             | 2                                | 0                             | 1                                |   |                                    |                                  |        |
| Juan Gonzalez, R (1, 9)<br>OBP: 0.286, SLG: 0.481    | 2-1<br>F8   |  | 3-1<br>G5-3  |                                  | 0-0<br>G5-3                  |                                 | 2-2<br>FC4<br>1B             |                                  |                              | 4                                | 0                             | 1                                | 0                             | 0                                | 0                             | 2                                |   |                                    |                                  |        |
| Ruben Sierra, S (1, 10)<br>OBP: 0.276, SLG: 0.382    |   | 2-3<br>K   |  | 1-2<br>K                         |                              | 1-1<br>G4-3                     |                              | 0-0<br>FC4<br>1-2<br>2-3         |                              | 4                                | 0                             | 0                                | 0                             | 0                                | 2                             | 2                                |   |                                    |                                  |        |
| Carl Everett, S (1, 7)<br>OBP: 0.357, SLG: 0.541     |   | 0-1<br>HR  |  |                                  | 1-0<br>F8                    |                                 | 3-2<br>HR                    |                                  | 0-0<br>G4-3                  | 4                                | 2                             | 2                                | 2                             | 0                                | 0                             | 2                                |   |                                    |                                  |        |
| 10 Michael Young, R (1, 4)<br>OBP: 0.356, SLG: 0.465 |   | 4-2<br>L5-3<br>BB  |  |                                  | 1-1<br>G5-3                  |                                 | 2-1<br>1B<br>3B              |                                  |                              | 2                                | 1                             | 1                                | 0                             | 1                                | 0                             | 0                                |   |                                    |                                  |        |
| Einar Diaz, R (1, 2)<br>OBP: 0.310, SLG: 0.407       |   | 0-1<br>L5-3  |  |                                  | 4-1<br>BB                    |                                 | 2-2<br>G1-4-3<br>S<br>1B     |                                  |                              | 2                                | 0                             | 1                                | 1                             | 1                                | 0                             | 1                                |   |                                    |                                  |        |
| <b>Inning Stats</b>                                  | R: 1<br>E: 0<br>K: 0<br>S: 12   | H: 1<br>LOB: 1<br>BB: 1<br>P: 21   | R: 1<br>E: 0<br>K: 1<br>S: 13  | H: 1<br>LOB: 0<br>BB: 1<br>P: 19 | R: 0<br>E: 0<br>K: 0<br>S: 6 | H: 0<br>LOB: 0<br>BB: 0<br>P: 7 | R: 0<br>E: 0<br>K: 1<br>S: 8 | H: 0<br>LOB: 0<br>BB: 0<br>P: 14 | R: 0<br>E: 0<br>K: 0<br>S: 7 | H: 0<br>LOB: 1<br>BB: 1<br>P: 14 | R: 0<br>E: 0<br>K: 1<br>S: 10 | H: 1<br>LOB: 1<br>BB: 0<br>P: 15 | R: 2<br>E: 0<br>K: 0<br>S: 19 | H: 3<br>LOB: 1<br>BB: 0<br>P: 32 | R: 0<br>E: 1<br>K: 1<br>S: 10 | H: 1<br>LOB: 2<br>BB: 1<br>P: 17 | 1B: 3<br>2B: 1<br>3B: 1<br>HR: 3  | SF: 0<br>SAC: 0<br>DP: 1<br>HBP: 0 | WP: 1<br>PB: 0<br>SB: 2<br>CS: 0 | PA: 34 |
| <b>PITCHER</b>                                       | IP<br>WLS<br>BF<br>H<br>R<br>ER<br>SO<br>BB<br>IBB<br>HBP<br>BLK<br>WP<br>HR<br>S<br>P<br>ERA<br>WHIP | 6.1<br>L<br>26<br>5<br>4<br>4<br>3<br>3<br>0<br>0<br>0<br>1<br>3<br>63<br>103<br>5.68<br>1.263 | 1.2<br>L<br>8<br>2<br>0<br>0<br>1<br>1<br>0<br>0<br>0<br>0<br>0<br>22<br>36<br>0.00<br>1.800 |                                  |                              |                                 |                              |                                  |                              |                                  |                               |                                  |                               |                                  |                               |                                  |   |                                    |                                  |        |





| Batter   | 1   | 2                                | 3                            | 4                               | 5                             | 6                                | 7                             | 8                                | 9                            | AB                               | R                             | H                                | RBI                           | BB                               | SO                           | LOB                             | TOP                          |                                 |                                  |                                    |                                  |        |
|--|---|----------------------------------|------------------------------|---------------------------------|-------------------------------|----------------------------------|-------------------------------|----------------------------------|------------------------------|----------------------------------|-------------------------------|----------------------------------|-------------------------------|----------------------------------|------------------------------|---------------------------------|------------------------------|---------------------------------|----------------------------------|------------------------------------|----------------------------------|--------|
| David Eckstein, R (1, 6)<br>OBP: 0.339, SLG: 0.184   | 0-3 K   | 0-0 F8                           |                              | 4-1 BB                          |                               | 2-2 G6-3                         |                               |                                  | 2-1 P6                       | 4                                | 0                             | 0                                | 0                             | 1                                | 1                            | 2                               |                              |                                 |                                  |                                    |                                  |        |
| Darin Erstad, L (1, 8)<br>OBP: 0.383, SLG: 0.423   | 2-2 G4-3  |                                  | 3-1 G4-3 BB                  | 2-2 G4-3                        |                               |                                  | 2-2 HR                        |                                  | 0-2 L4                       | 5                                | 2                             | 2                                | 1                             | 0                                | 0                            | 2                               |                              |                                 |                                  |                                    |                                  |        |
| Tim Salmon, R (1, 9)<br>Eric Owens, R (9, PR)<br>OBP: 0.436, SLG: 0.696<br>OBP: 0.333, SLG: 0.300      | 1-2 16 3B   |                                  | 1-2 16 G4-3 BB               |                                 | 4-2 BB                        |                                  |                               |                                  | 0-0 16 CS                    | 3                                | 1                             | 2                                | 0                             | 2                                | 1                            | 0                               |                              |                                 |                                  |                                    |                                  |        |
| 16 Garret Anderson, L (1, 7)<br>OBP: 0.483, SLG: 0.679   | 0-0 1B  |                                  | 1-2 G4-3 BB                  |                                 | 2-0 BB                        |                                  | 1-1 K                         |                                  | 0-1 1B                       | 4                                | 0                             | 2                                | 1                             | 0                                | 0                            | 3                               |                              |                                 |                                  |                                    |                                  |        |
| 16 Garret Anderson, L (1, 7)<br>OBP: 0.483, SLG: 0.679   | 1-H 3B  |                                  | 1-2 G4-3                     |                                 | 2-0 F7                        |                                  | 1-1 1B                        |                                  | 0-1 CS                       | 4                                | 0                             | 2                                | 1                             | 0                                | 0                            | 3                               |                              |                                 |                                  |                                    |                                  |        |
| Troy Glaus, R (1, 5)<br>OBP: 0.327, SLG: 0.500   | 1-3 K   |                                  | 2-0 G1-6-3 1B                |                                 | 2-2 F9                        |                                  | 1-3 K                         |                                  |                              | 4                                | 0                             | 1                                | 1                             | 0                                | 2                            | 3                               |                              |                                 |                                  |                                    |                                  |        |
| Brad Fullmer, L (1, 10)<br>Shawn Wooten, R (7, PH)<br>OBP: 0.359, SLG: 0.571<br>OBP: 0.300, SLG: 0.389 |   | 1-0 F8                           | 2-0 G1-6-3                   |                                 | 3-1 G4-3                      |                                  | 1-1 F8                        |                                  |                              | 3                                | 0                             | 0                                | 0                             | 0                                | 0                            | 3                               |                              |                                 |                                  |                                    |                                  |        |
| Scott Spiezio, S (1, 3)<br>OBP: 0.285, SLG: 0.349  |   | 2-0 G3-1                         |                              | 1-0 L9                          |                               | 2-1 HR                           |                               | 0-0 P4                           |                              | 4                                | 1                             | 1                                | 1                             | 0                                | 0                            | 0                               |                              |                                 |                                  |                                    |                                  |        |
| Bengie Molina, R (1, 2)<br>OBP: 0.229, SLG: 0.313  |   | 0-1 9 1B                         |                              | 0-2 G6-3                        |                               | 0-1 F9                           |                               | 1-1 P4                           |                              | 4                                | 0                             | 1                                | 0                             | 0                                | 0                            | 0                               |                              |                                 |                                  |                                    |                                  |        |
| 9 Chone Figgins, S (1, 4)<br>Benji Gil, R (8, PH)<br>OBP: 0.360, SLG: 0.318<br>(8, 4)                  |   | 0-0 1B                           |                              | 4-2 WP E                        |                               | 2-2 G6-3                         |                               | 0-3 K                            |                              | 2                                | 0                             | 1                                | 0                             | 1                                | 0                            | 0                               |                              |                                 |                                  |                                    |                                  |        |
|  |   | 1-2 1B                           |                              |                                 |                               |                                  |                               |                                  |                              | 1                                | 0                             | 0                                | 0                             | 0                                | 1                            | 0                               |                              |                                 |                                  |                                    |                                  |        |
| <b>Inning Stats</b>  | R: 1<br>E: 0<br>K: 2<br>S: 14                         | H: 2<br>LOB: 1<br>BB: 0<br>P: 18 | R: 0<br>E: 0<br>K: 0<br>S: 6 | H: 2<br>LOB: 2<br>BB: 0<br>P: 9 | R: 1<br>E: 0<br>K: 0<br>S: 10 | H: 2<br>LOB: 1<br>BB: 1<br>P: 21 | R: 0<br>E: 0<br>K: 0<br>S: 11 | H: 0<br>LOB: 2<br>BB: 2<br>P: 22 | R: 0<br>E: 0<br>K: 0<br>S: 9 | H: 0<br>LOB: 1<br>BB: 1<br>P: 20 | R: 1<br>E: 0<br>K: 2<br>S: 10 | H: 1<br>LOB: 0<br>BB: 0<br>P: 16 | R: 1<br>E: 0<br>K: 2<br>S: 14 | H: 2<br>LOB: 1<br>BB: 0<br>P: 20 | R: 0<br>E: 0<br>K: 1<br>S: 6 | H: 0<br>LOB: 0<br>BB: 0<br>P: 7 | R: 0<br>E: 0<br>K: 0<br>S: 7 | H: 1<br>LOB: 1<br>BB: 0<br>P: 9 | 1B: 7<br>2B: 0<br>3B: 1<br>HR: 2 | SF: 0<br>SAC: 0<br>DP: 1<br>HBP: 0 | WP: 1<br>PB: 0<br>SB: 0<br>CS: 1 | PA: 40 |
| <b>PITCHER</b>   | IP WLS BF H R ER SO BB IBB HBP BLK WP HR S P ERA WHIP |                                  |                              |                                 |                               |                                  |                               |                                  |                              |                                  |                               |                                  |                               |                                  |                              |                                 |                              |                                 |                                  |                                    |                                  |        |
| Colby Lewis, R (1, 1)<br>ERA: 5.51   | 6.0 W 28 7 3 3 2 4 0 0 0 0 1 1 60 106 4.50 1.833      |                                  |                              |                                 |                               |                                  |                               |                                  |                              |                                  |                               |                                  |                               |                                  |                              |                                 |                              |                                 |                                  |                                    |                                  |        |
| Aaron Fultz, L (7, 1)<br>ERA: 2.79   | 1.2 H 7 2 1 1 2 0 0 0 0 0 0 1 17 24 5.40 1.200        |                                  |                              |                                 |                               |                                  |                               |                                  |                              |                                  |                               |                                  |                               |                                  |                              |                                 |                              |                                 |                                  |                                    |                                  |        |
| Ugueth Urbina, R (8, 1)<br>ERA: 1.35   | 1.1 S 4 1 0 0 1 0 0 0 0 0 0 0 10 12 0.00 0.750        |                                  |                              |                                 |                               |                                  |                               |                                  |                              |                                  |                               |                                  |                               |                                  |                              |                                 |                              |                                 |                                  |                                    |                                  |        |

Anaheim Angels @ Texas Rangers  
The Ballpark at Arlington, Arlington, TX  
Tue Apr 15 2003, 8:05 PM EDT  
Att: 18,152 - Overcast - 72 F

|     |    |
|-----|----|
| AB  | 35 |
| R   | 4  |
| H   | 10 |
| RBI | 4  |
| BB  | 4  |
| SO  | 5  |
| LOB | 14 |



| Batter   | 1   | 2                                | 3                            | 4                                | 5                            | 6                                | 7                             | 8                                | 9                            | AB                              | R                            | H                                | RBI                          | BB                               | SO                            | LOB                              | BOTTOM                           |                                    |                                  |        |
|--|---|----------------------------------|------------------------------|----------------------------------|------------------------------|----------------------------------|-------------------------------|----------------------------------|------------------------------|---------------------------------|------------------------------|----------------------------------|------------------------------|----------------------------------|-------------------------------|----------------------------------|----------------------------------|------------------------------------|----------------------------------|--------|
| Ryan Christenson, R (1, 8)<br>OBP: 0.250, SLG: 0.500   | 1-2 F9  |                                  | 2-3 K                        | 2-1 1-H 2B                       |                              |                                  | 1-3 K                         |                                  |                              | 4                               | 0                            | 1                                | 2                            | 0                                | 2                             | 0                                |                                  |                                    |                                  |        |
| 23 Mark Teixeira, S (1, 5)<br>OBP: 0.205, SLG: 0.229   | 4-2 WP BB   |                                  | 2-1 F9                       | 1-1 G6-3                         |                              |                                  | 0-2 F8                        |                                  |                              | 3                               | 0                            | 0                                | 0                            | 1                                | 0                             | 1                                |                                  |                                    |                                  |        |
| Alex Rodriguez, R (1, 6)<br>OBP: 0.377, SLG: 0.630   | 2-2 G6-3  |                                  |                              | 1-2 HBP 1B                       | 0-0 F8                       |                                  | 1-1 F7                        |                                  |                              | 4                               | 1                            | 1                                | 0                            | 0                                | 0                             | 1                                |                                  |                                    |                                  |        |
| Juan Gonzalez, R (1, 9)<br>OBP: 0.283, SLG: 0.464  | 1-1 F8  |                                  |                              | 1-1 BB HBP 1B                    | 1-2 P4                       |                                  |                               |                                  | 3-3 K                        | 4                               | 1                            | 1                                | 0                            | 0                                | 1                             | 1                                |                                  |                                    |                                  |        |
| Todd Greene, R (1, 10)<br>OBP: 0.286, SLG: 0.421   |   | 1-2 F8                           |                              | 2-1 1B BB                        | 1-2 G6-3                     |                                  |                               |                                  | 0-2 2B                       | 3                               | 1                            | 1                                | 0                            | 0                                | 0                             | 0                                |                                  |                                    |                                  |        |
| Rafael Palmeiro, L (1, 3)<br>OBP: 0.421, SLG: 0.545  |   | 0-1 1B                           |                              | 4-2 1B 2B BB                     |                              | 4-2 10 G1-3 BB                   |                               | 1-1 F8                           |                              | 2                               | 1                            | 1                                | 1                            | 2                                | 0                             | 1                                |                                  |                                    |                                  |        |
| Ruben Sierra, S (1, 7)<br>Carl Everett, S (9, 7)<br>OBP: 0.250, SLG: 0.342<br>OBP: 0.397, SLG: 0.541 |   | 3-1 F8                           |                              | 1-2 2-3 3-H 2B BB                |                              | 0-3 K                            |                               | 2-1 F8                           |                              | 4                               | 0                            | 0                                | 0                            | 0                                | 2                             | 6                                |                                  |                                    |                                  |        |
| 10 Michael Young, R (1, 4)<br>OBP: 0.333, SLG: 0.435   |   | 0-1 G5-3                         |                              | 1-3 K                            |                              | 1-1 G1-3                         |                               |                                  |                              | 3                               | 0                            | 0                                | 0                            | 0                                | 1                             | 5                                |                                  |                                    |                                  |        |
| Einar Diaz, R (1, 2)<br>OBP: 0.313, SLG: 0.400   |   |                                  | 1-1 F7                       | 1-3 2-H 2B 1B                    |                              | 2-1 P4                           |                               |                                  |                              | 3                               | 1                            | 1                                | 2                            | 0                                | 0                             | 1                                |                                  |                                    |                                  |        |
| <b>Inning Stats</b>  | R: 0<br>E: 0<br>K: 0<br>S: 13                         | H: 0<br>LOB: 1<br>BB: 1<br>P: 21 | R: 0<br>E: 0<br>K: 0<br>S: 9 | H: 1<br>LOB: 0<br>BB: 0<br>P: 13 | R: 0<br>E: 0<br>K: 1<br>S: 8 | H: 0<br>LOB: 0<br>BB: 0<br>P: 13 | R: 5<br>E: 0<br>K: 2<br>S: 21 | H: 4<br>LOB: 1<br>BB: 1<br>P: 35 | R: 0<br>E: 0<br>K: 0<br>S: 7 | H: 0<br>LOB: 0<br>BB: 0<br>P: 9 | R: 0<br>E: 0<br>K: 1<br>S: 9 | H: 0<br>LOB: 1<br>BB: 1<br>P: 16 | R: 0<br>E: 0<br>K: 1<br>S: 8 | H: 0<br>LOB: 0<br>BB: 0<br>P: 10 | R: 0<br>E: 0<br>K: 1<br>S: 11 | H: 1<br>LOB: 1<br>BB: 0<br>P: 17 | 1B: 4<br>2B: 2<br>3B: 0<br>HR: 0 | SF: 0<br>SAC: 0<br>DP: 0<br>HBP: 1 | WP: 1<br>PB: 0<br>SB: 0<br>CS: 0 | PA: 34 |
| <b>PITCHER</b>   | IP WLS BF H R ER SO BB IBB HBP BLK WP HR S P ERA WHIP |                                  |                              |                                  |                              |                                  |                               |                                  |                              |                                 |                              |                                  |                              |                                  |                               |                                  |                                  |                                    |                                  |        |
| Jarrod Washburn, L (1, 1)<br>ERA: 3.92   | 6.0 L 27 5 5 5 4 3 0 1 0 0 0 0 67 107 7.50 1.333      |                                  |                              |                                  |                              |                                  |                               |                                  |                              |                                 |                              |                                  |                              |                                  |                               |                                  |                                  |                                    |                                  |        |
| Brendan Donnelly, R (7, 1)<br>ERA:   | 2.0 7 1 0 0 2 0 0 0 0 0 0 0 19 27 0.00 0.500          |                                  |                              |                                  |                              |                                  |                               |                                  |                              |                                 |                              |                                  |                              |                                  |                               |                                  |                                  |                                    |                                  |        |

Anaheim Angels @ Texas Rangers  
The Ballpark at Arlington, Arlington, TX  
Tue Apr 15 2003, 8:05 PM EDT  
Att: 18,152 - Overcast - 72 F

|     |    |
|-----|----|
| AB  | 30 |
| R   | 5  |
| H   | 6  |
| RBI | 5  |
| BB  | 3  |
| SO  | 6  |
| LOB | 16 |





| Batter   | 1                            | 2                                | 3                            | 4                                | 5                            | 6                                | 7                            | 8                                | 9                            | AB                              | R                            | H                                | RBI                           | BB                               | SO                            | LOB                              | TOP                               |                                    |                                  |        |  |
|--|------------------------------|----------------------------------|------------------------------|----------------------------------|------------------------------|----------------------------------|------------------------------|----------------------------------|------------------------------|---------------------------------|------------------------------|----------------------------------|-------------------------------|----------------------------------|-------------------------------|----------------------------------|-----------------------------------|------------------------------------|----------------------------------|--------|--|
| David Eckstein, R<br>OBP: 0.343, SLG: 0.204                            | G5-3                         |                                  | P6                           |                                  |                              | G5-4-3<br>1B                     |                              | FC5                              |                              | 5                               | 1                            | 2                                | 0                             | 0                                | 0                             | 2                                |                                   |                                    |                                  |        |  |
| Darin Erstad, L<br>OBP: 0.400, SLG: 0.446                              | L3                           |                                  |                              |                                  |                              | G5-4-3<br>1B                     |                              | SH3-4                            |                              | 4                               | 2                            | 2                                | 1                             | 1                                | 0                             | 1                                |                                   |                                    |                                  |        |  |
| Tim Salmon, R<br>OBP: 0.424, SLG: 0.660<br>Julio Ramirez, R<br>(8, PR) | L5                           |                                  |                              |                                  |                              | F8                               |                              | SH3-4                            |                              | 4                               | 0                            | 1                                | 1                             | 0                                | 1                             | 1                                |                                   |                                    |                                  |        |  |
| 16 Garret Anderson, L<br>OBP: 0.477, SLG: 0.672                        |                              |                                  |                              |                                  |                              |                                  |                              | SH3-4                            |                              | 0                               | 1                            | 0                                | 0                             | 0                                | 0                             | 0                                |                                   |                                    |                                  |        |  |
| Brad Fullmer, L<br>OBP: 0.432, SLG: 0.632                              |                              |                                  |                              |                                  |                              |                                  |                              | SH3-4                            |                              | 5                               | 1                            | 2                                | 1                             | 0                                | 2                             | 2                                |                                   |                                    |                                  |        |  |
| Scott Spiezio, S<br>OBP: 0.241, SLG: 0.319                             |                              |                                  |                              |                                  |                              |                                  |                              | SH3-4                            |                              | 3                               | 1                            | 3                                | 1                             | 2                                | 0                             | 0                                |                                   |                                    |                                  |        |  |
| Eric Owens, R<br>OBP: 0.320, SLG: 0.261                                |                              |                                  |                              |                                  |                              |                                  |                              | SH3-4                            |                              | 3                               | 1                            | 0                                | 0                             | 1                                | 0                             | 2                                |                                   |                                    |                                  |        |  |
| Bengie Molina, R<br>OBP: 0.250, SLG: 0.327                             |                              |                                  |                              |                                  |                              |                                  |                              | SH3-4                            |                              | 4                               | 0                            | 2                                | 2                             | 0                                | 1                             | 0                                |                                   |                                    |                                  |        |  |
| 9 Chone Figgins, S<br>OBP: 0.345, SLG: 0.308                           |                              |                                  |                              |                                  |                              |                                  |                              | SH3-4                            |                              | 4                               | 1                            | 1                                | 1                             | 0                                | 0                             | 1                                |                                   |                                    |                                  |        |  |
| <b>Inning Stats</b>  | R: 0<br>E: 0<br>K: 0<br>S: 7 | H: 0<br>LOB: 0<br>BB: 0<br>P: 11 | R: 1<br>E: 0<br>K: 0<br>S: 8 | H: 2<br>LOB: 0<br>BB: 0<br>P: 15 | R: 0<br>E: 0<br>K: 1<br>S: 8 | H: 0<br>LOB: 0<br>BB: 0<br>P: 13 | R: 1<br>E: 0<br>K: 1<br>S: 9 | H: 2<br>LOB: 1<br>BB: 1<br>P: 16 | R: 0<br>E: 0<br>K: 0<br>S: 6 | H: 1<br>LOB: 0<br>BB: 0<br>P: 8 | R: 0<br>E: 0<br>K: 1<br>S: 9 | H: 1<br>LOB: 1<br>BB: 0<br>P: 13 | R: 7<br>E: 1<br>K: 0<br>S: 20 | H: 6<br>LOB: 2<br>BB: 2<br>P: 37 | R: 0<br>E: 0<br>K: 2<br>S: 10 | H: 1<br>LOB: 2<br>BB: 1<br>P: 16 | 1B: 10<br>2B: 4<br>3B: 0<br>HR: 0 | SF: 1<br>SAC: 1<br>DP: 3<br>HBP: 0 | WP: 0<br>PB: 0<br>SB: 0<br>CS: 0 | PA: 42 |  |
| <b>PITCHER</b>   | IP                           | WLS                              | BF                           | H                                | R                            | ER                               | SO                           | BB                               | IBB                          | HBP                             | BLK                          | WP                               | HR                            | S                                | P                             | ERA                              | WHIP                              |                                    |                                  |        |  |
| Chan Ho Park, R<br>ERA: 7.02   | 6.0                          |                                  | 21                           | 5                                | 2                            | 2                                | 2                            | 1                                | 0                            | 0                               | 0                            | 0                                | 0                             | 46                               | 73                            | 3.00                             | 1.000                             |                                    |                                  |        |  |
| Aaron Fultz, L<br>ERA: 2.61  | 0.2                          | H                                | 3                            | 1                                | 0                            | 0                                | 1                            | 0                                | 0                            | 0                               | 0                            | 0                                | 0                             | 8                                | 12                            | 0.00                             | 1.500                             |                                    |                                  |        |  |
| Esteban Yan, R<br>ERA: 7.27  | 0.2                          | H                                | 4                            | 2                                | 2                            | 2                                | 0                            | 0                                | 0                            | 0                               | 0                            | 0                                | 0                             | 5                                | 6                             | 27.00                            | 3.000                             |                                    |                                  |        |  |
| Francisco Cordero, R<br>ERA: 2.79                                      | 0.1                          | L                                | 7                            | 3                                | 4                            | 1                                | 0                            | 1                                | 1                            | 0                               | 0                            | 0                                | 0                             | 11                               | 23                            | 27.00                            | 12.000                            |                                    |                                  |        |  |
| R.A. Dickey, R<br>ERA: 2.45  | 1.1                          |                                  | 7                            | 2                                | 1                            | 0                                | 2                            | 0                                | 1                            | 0                               | 0                            | 0                                | 0                             | 15                               | 25                            | 0.00                             | 1.500                             |                                    |                                  |        |  |

Anaheim Angels @ Texas Rangers  
The Ballpark at Arlington, Arlington, TX  
Wed Apr 16 2003, 8:05 PM EDT  
Att: 19,014 - Sunny - 82 F

AB 36  
R 9  
H 13  
RBI 8  
BB 4  
SO 5  
LOB 15



| Batter  | 1                             | 2                                | 3                            | 4                                | 5                             | 6                                | 7                            | 8                                | 9                            | AB                               | R                             | H                                | RBI                           | BB                               | SO                           | LOB                              | BOTTOM                        |                                  |                                  |                                    |                                  |        |
|---|-------------------------------|----------------------------------|------------------------------|----------------------------------|-------------------------------|----------------------------------|------------------------------|----------------------------------|------------------------------|----------------------------------|-------------------------------|----------------------------------|-------------------------------|----------------------------------|------------------------------|----------------------------------|-------------------------------|----------------------------------|----------------------------------|------------------------------------|----------------------------------|--------|
| Ryan Christenson, R<br>OBP: 0.333, SLG: 0.375 | G1-3                          |                                  | 2B                           |                                  |                               |                                  |                              |                                  |                              | 4                                | 1                             | 1                                | 0                             | 0                                | 2                            | 0                                |                               |                                  |                                  |                                    |                                  |        |
| Carl Everett, S<br>OBP: 0.404, SLG: 0.667     |                               |                                  | 1B                           |                                  |                               |                                  |                              |                                  |                              | 5                                | 3                             | 4                                | 2                             | 0                                | 0                            | 1                                |                               |                                  |                                  |                                    |                                  |        |
| Alex Rodriguez, R<br>OBP: 0.394, SLG: 0.724   |                               |                                  | 2B                           |                                  |                               |                                  |                              |                                  |                              | 4                                | 3                             | 2                                | 3                             | 1                                | 1                            | 1                                |                               |                                  |                                  |                                    |                                  |        |
| Rafael Palmeiro, L<br>OBP: 0.452, SLG: 0.565  |                               |                                  | 2B                           |                                  |                               |                                  |                              |                                  |                              | 2                                | 0                             | 1                                | 2                             | 3                                | 1                            | 0                                |                               |                                  |                                  |                                    |                                  |        |
| Juan Gonzalez, R<br>OBP: 0.277, SLG: 0.443    |                               |                                  | 2B                           |                                  |                               |                                  |                              |                                  |                              | 5                                | 0                             | 1                                | 0                             | 0                                | 2                            | 4                                |                               |                                  |                                  |                                    |                                  |        |
| 9 Hank Blalock, L<br>OBP: 0.442, SLG: 0.673   |                               |                                  | 1B                           |                                  |                               |                                  |                              |                                  |                              | 5                                | 0                             | 3                                | 0                             | 0                                | 0                            | 2                                |                               |                                  |                                  |                                    |                                  |        |
| 23 Mark Teixeira, S<br>OBP: 0.205, SLG: 0.300 |                               |                                  | 1B                           |                                  |                               |                                  |                              |                                  |                              | 5                                | 1                             | 1                                | 1                             | 0                                | 1                            | 4                                |                               |                                  |                                  |                                    |                                  |        |
| 10 Michael Young, R<br>OBP: 0.308, SLG: 0.400 |                               |                                  |                              |                                  |                               |                                  |                              |                                  |                              | 4                                | 0                             | 0                                | 0                             | 0                                | 3                            | 1                                |                               |                                  |                                  |                                    |                                  |        |
| Chad Kreuter, S<br>OBP: 0.143, SLG: 0.154     |                               |                                  |                              |                                  |                               |                                  |                              |                                  |                              | 4                                | 0                             | 0                                | 0                             | 0                                | 0                            | 0                                |                               |                                  |                                  |                                    |                                  |        |
| <b>Inning Stats</b>                           | R: 0<br>E: 0<br>K: 2<br>S: 16 | H: 1<br>LOB: 2<br>BB: 1<br>P: 26 | R: 0<br>E: 1<br>K: 1<br>S: 8 | H: 0<br>LOB: 1<br>BB: 0<br>P: 11 | R: 3<br>E: 0<br>K: 0<br>S: 12 | H: 4<br>LOB: 2<br>BB: 1<br>P: 20 | R: 1<br>E: 0<br>K: 0<br>S: 7 | H: 1<br>LOB: 1<br>BB: 0<br>P: 11 | R: 0<br>E: 0<br>K: 0<br>S: 9 | H: 1<br>LOB: 1<br>BB: 1<br>P: 15 | R: 0<br>E: 0<br>K: 1<br>S: 10 | H: 0<br>LOB: 0<br>BB: 0<br>P: 13 | R: 2<br>E: 0<br>K: 2<br>S: 15 | H: 3<br>LOB: 2<br>BB: 1<br>P: 20 | R: 0<br>E: 0<br>K: 2<br>S: 7 | H: 0<br>LOB: 0<br>BB: 0<br>P: 10 | R: 2<br>E: 0<br>K: 2<br>S: 21 | H: 3<br>LOB: 1<br>BB: 0<br>P: 32 | 1B: 7<br>2B: 3<br>3B: 0<br>HR: 4 | SF: 0<br>SAC: 0<br>DP: 2<br>HBP: 1 | WP: 0<br>PB: 0<br>SB: 1<br>CS: 1 | PA: 43 |
| <b>PITCHER</b>                                | IP                            | WLS                              | BF                           | H                                | R                             | ER                               | SO                           | BB                               | IBB                          | HBP                              | BLK                           | WP                               | HR                            | S                                | P                            | ERA                              | WHIP                          |                                  |                                  |                                    |                                  |        |
| 41 John Lackey, R<br>ERA: 7.17                | 6.1                           |                                  | 30                           | 9                                | 6                             | 6                                | 5                            | 3                                | 0                            | 1                                | 0                             | 0                                | 0                             | 15                               | 22                           | 0.00                             | 1.200                         |                                  |                                  |                                    |                                  |        |
| Francisco Rodriguez, R<br>ERA: 7.04           | 1.2                           | W                                | 7                            | 1                                | 0                             | 0                                | 3                            | 1                                | 0                            | 0                                | 0                             | 0                                | 0                             | 1                                | 21                           | 18.00                            | 3.000                         |                                  |                                  |                                    |                                  |        |
| Troy Percival, R<br>ERA: 4.5                  | 1.0                           | S                                | 6                            | 3                                | 2                             | 2                                | 2                            | 0                                | 0                            | 0                                | 0                             | 0                                | 1                             | 21                               | 32                           | 18.00                            | 3.000                         |                                  |                                  |                                    |                                  |        |

Anaheim Angels @ Texas Rangers  
The Ballpark at Arlington, Arlington, TX  
Wed Apr 16 2003, 8:05 PM EDT  
Att: 19,014 - Sunny - 82 F

AB 38  
R 8  
H 13  
RBI 8  
BB 4  
SO 10  
LOB 13





| Batter  | 1   | 2                                | 3                            | 4                                | 5                             | 6                                | 7                            | 8                                | 9                             | AB                               | R                            | H                                | RBI                           | BB                               | SO                            | LOB                              | TOP                               |                                    |                                  |        |
|---|---|----------------------------------|------------------------------|----------------------------------|-------------------------------|----------------------------------|------------------------------|----------------------------------|-------------------------------|----------------------------------|------------------------------|----------------------------------|-------------------------------|----------------------------------|-------------------------------|----------------------------------|-----------------------------------|------------------------------------|----------------------------------|--------|
| David Eckstein, R (1, 6)<br>OBP: 0.333, SLG: 0.254  |   |                                  |                              |                                  |                               |                                  |                              |                                  |                               | 5                                | 1                            | 1                                | 1                             | 0                                | 0                             | 1                                |                                   |                                    |                                  |        |
| Darin Erstad, L (1, 8)<br>OBP: 0.400, SLG: 0.443  |   |                                  |                              |                                  |                               |                                  |                              |                                  |                               | 5                                | 1                            | 2                                | 0                             | 0                                | 1                             | 0                                |                                   |                                    |                                  |        |
| Tim Salmon, R (1, 9)<br>OBP: 0.406, SLG: 0.618  |   |                                  |                              |                                  |                               |                                  |                              |                                  |                               | 5                                | 1                            | 1                                | 0                             | 0                                | 3                             | 2                                |                                   |                                    |                                  |        |
| 16 Garret Anderson, L (1, 7)<br>OBP: 0.471, SLG: 0.667  |   |                                  |                              |                                  |                               |                                  |                              |                                  |                               | 5                                | 1                            | 2                                | 1                             | 0                                | 2                             | 1                                |                                   |                                    |                                  |        |
| Brad Fullmer, L (1, 3)<br>OBP: 0.490, SLG: 0.659  |   |                                  |                              |                                  |                               |                                  |                              |                                  |                               | 3                                | 2                            | 3                                | 1                             | 2                                | 0                             | 0                                |                                   |                                    |                                  |        |
| Troy Glas, R (1, 10)<br>OBP: 0.351, SLG: 0.558  |   |                                  |                              |                                  |                               |                                  |                              |                                  |                               | 4                                | 1                            | 2                                | 3                             | 1                                | 0                             | 3                                |                                   |                                    |                                  |        |
| Scott Spiezio, S (1, 5)<br>OBP: 0.271, SLG: 0.360   |   |                                  |                              |                                  |                               |                                  |                              |                                  |                               | 3                                | 0                            | 2                                | 1                             | 1                                | 0                             | 0                                |                                   |                                    |                                  |        |
| Benji Gil, R (1, 4)<br>Eric Owens, R (8, PH)<br>9 Chone Figgins, S (8, 4)<br>Bengie Molina, R (9, PH)<br>OBP: 0.308, SLG: 0.250<br>OBP: 0.345, SLG: 0.308<br>OBP: 0.245, SLG: 0.321 |   |                                  |                              |                                  |                               |                                  |                              |                                  |                               | 3                                | 0                            | 0                                | 0                             | 0                                | 2                             | 6                                |                                   |                                    |                                  |        |
| José Molina, R (1, 2)<br>Shawn Wooten, R (8, PH)<br>OBP: 0.333, SLG: 0.421<br>OBP: 0.245, SLG: 0.321  |   |                                  |                              |                                  |                               |                                  |                              |                                  |                               | 3                                | 0                            | 0                                | 0                             | 0                                | 1                             | 0                                |                                   |                                    |                                  |        |
| <b>Inning Stats</b>   | R: 4<br>E: 1<br>K: 2<br>S: 17                         | H: 5<br>LOB: 1<br>BB: 0<br>P: 29 | R: 0<br>E: 0<br>K: 0<br>S: 9 | H: 1<br>LOB: 1<br>BB: 0<br>P: 11 | R: 0<br>E: 0<br>K: 2<br>S: 15 | H: 1<br>LOB: 2<br>BB: 2<br>P: 25 | R: 0<br>E: 0<br>K: 1<br>S: 8 | H: 0<br>LOB: 0<br>BB: 0<br>P: 12 | R: 0<br>E: 0<br>K: 2<br>S: 13 | H: 2<br>LOB: 3<br>BB: 1<br>P: 26 | R: 0<br>E: 0<br>K: 0<br>S: 8 | H: 0<br>LOB: 1<br>BB: 1<br>P: 23 | R: 0<br>E: 0<br>K: 1<br>S: 11 | H: 1<br>LOB: 1<br>BB: 0<br>P: 19 | R: 3<br>E: 0<br>K: 1<br>S: 22 | H: 4<br>LOB: 1<br>BB: 0<br>P: 33 | 1B: 10<br>2B: 2<br>3B: 0<br>HR: 2 | SF: 1<br>SAC: 0<br>DP: 0<br>HBP: 0 | WP: 1<br>PB: 0<br>SB: 1<br>CS: 1 | PA: 44 |
| <b>PITCHER</b>  | IP WLS BF H R ER SO BB IBB HBP BLK WP HR S P ERA WHIP |                                  |                              |                                  |                               |                                  |                              |                                  |                               |                                  |                              |                                  |                               |                                  |                               |                                  |                                   |                                    |                                  |        |
| Ryan Drese, R (1, 1)<br>ERA: 11.05  | 7.0 W 33 9 4 4 8 3 1 0 0 0 1 2 81 137 5.14 1.714      |                                  |                              |                                  |                               |                                  |                              |                                  |                               |                                  |                              |                                  |                               |                                  |                               |                                  |                                   |                                    |                                  |        |
| R.A. Dickey, R (8, 1)<br>ERA: 1.93  | 1.0 4 1 0 0 1 0 0 0 0 0 0 11 19 0.00 1.000            |                                  |                              |                                  |                               |                                  |                              |                                  |                               |                                  |                              |                                  |                               |                                  |                               |                                  |                                   |                                    |                                  |        |
| C.J. Nitkowski, L (9, 1)<br>ERA: 7.45   | 0.1 4 3 3 3 1 0 0 0 0 0 0 0 10 16 81.00 9.000         |                                  |                              |                                  |                               |                                  |                              |                                  |                               |                                  |                              |                                  |                               |                                  |                               |                                  |                                   |                                    |                                  |        |
| Ugueth Urbina, R (9, 1)<br>ERA: 1.23  | 0.2 S 3 1 0 0 0 0 0 0 0 0 0 0 12 17 0.00 1.500        |                                  |                              |                                  |                               |                                  |                              |                                  |                               |                                  |                              |                                  |                               |                                  |                               |                                  |                                   |                                    |                                  |        |

Anaheim Angels @ Texas Rangers  
The Ballpark at Arlington, Arlington, TX  
Thu Apr 17 2003, 2:05 PM EDT  
Att: 18,492 - Sunny - 72 F

|     |    |
|-----|----|
| AB  | 39 |
| R   | 7  |
| H   | 14 |
| RBI | 7  |
| BB  | 4  |
| SO  | 10 |
| LOB | 14 |



| Batter  | 1   | 2                                | 3                            | 4                                | 5                            | 6                               | 7                             | 8                                | 9                            | AB                               | R                            | H                                | RBI                          | BB                               | SO                            | LOB                              | BOTTOM                            |                                    |                                  |        |
|---|---|----------------------------------|------------------------------|----------------------------------|------------------------------|---------------------------------|-------------------------------|----------------------------------|------------------------------|----------------------------------|------------------------------|----------------------------------|------------------------------|----------------------------------|-------------------------------|----------------------------------|-----------------------------------|------------------------------------|----------------------------------|--------|
| 10 Michael Young, R (1, 4)<br>OBP: 0.316, SLG: 0.400  |   |                                  |                              |                                  |                              |                                 |                               |                                  |                              | 5                                | 1                            | 2                                | 0                            | 0                                | 1                             | 1                                |                                   |                                    |                                  |        |
| Carl Everett, S (1, 9)<br>OBP: 0.423, SLG: 0.717      |   |                                  |                              |                                  |                              |                                 |                               |                                  |                              | 4                                | 2                            | 2                                | 2                            | 1                                | 0                             | 1                                |                                   |                                    |                                  |        |
| Alex Rodriguez, R (1, 6)<br>OBP: 0.380, SLG: 0.683    |   |                                  |                              |                                  |                              |                                 |                               |                                  |                              | 5                                | 1                            | 1                                | 0                            | 0                                | 1                             | 3                                |                                   |                                    |                                  |        |
| Rafael Palmeiro, L (1, 3)<br>OBP: 0.448, SLG: 0.540   |   |                                  |                              |                                  |                              |                                 |                               |                                  |                              | 4                                | 2                            | 1                                | 0                            | 0                                | 0                             | 3                                |                                   |                                    |                                  |        |
| 9 Hank Blalock, L (1, 5)<br>OBP: 0.464, SLG: 0.731    |   |                                  |                              |                                  |                              |                                 |                               |                                  |                              | 3                                | 3                            | 2                                | 1                            | 1                                | 0                             | 0                                |                                   |                                    |                                  |        |
| 23 Mark Teixeira, S (1, 10)<br>OBP: 0.208, SLG: 0.295 |   |                                  |                              |                                  |                              |                                 |                               |                                  |                              | 4                                | 0                            | 1                                | 2                            | 0                                | 3                             | 2                                |                                   |                                    |                                  |        |
| Kevin Mench, R (1, 7)<br>OBP: 0.500, SLG: 0.333       |   |                                  |                              |                                  |                              |                                 |                               |                                  |                              | 3                                | 0                            | 1                                | 0                            | 1                                | 2                             | 2                                |                                   |                                    |                                  |        |
| Ryan Christenson, R (1, 8)<br>OBP: 0.385, SLG: 0.417  |   |                                  |                              |                                  |                              |                                 |                               |                                  |                              | 4                                | 0                            | 2                                | 3                            | 0                                | 1                             | 1                                |                                   |                                    |                                  |        |
| Einar Diaz, R (1, 2)<br>OBP: 0.306, SLG: 0.382        |   |                                  |                              |                                  |                              |                                 |                               |                                  |                              | 4                                | 0                            | 1                                | 0                            | 0                                | 1                             | 5                                |                                   |                                    |                                  |        |
| <b>Inning Stats</b>                                   | R: 0<br>E: 0<br>K: 1<br>S: 8                          | H: 0<br>LOB: 0<br>BB: 0<br>P: 14 | R: 0<br>E: 0<br>K: 1<br>S: 7 | H: 0<br>LOB: 0<br>BB: 0<br>P: 10 | R: 0<br>E: 0<br>K: 1<br>S: 8 | H: 1<br>LOB: 0<br>BB: 0<br>P: 9 | R: 4<br>E: 0<br>K: 2<br>S: 21 | H: 5<br>LOB: 2<br>BB: 1<br>P: 39 | R: 4<br>E: 0<br>K: 0<br>S: 9 | H: 3<br>LOB: 2<br>BB: 2<br>P: 37 | R: 0<br>E: 0<br>K: 0<br>S: 9 | H: 1<br>LOB: 0<br>BB: 0<br>P: 17 | R: 1<br>E: 0<br>K: 2<br>S: 9 | H: 1<br>LOB: 0<br>BB: 0<br>P: 12 | R: 0<br>E: 0<br>K: 1<br>S: 15 | H: 2<br>LOB: 2<br>BB: 0<br>P: 19 | 1B: 11<br>2B: 0<br>3B: 0<br>HR: 2 | SF: 0<br>SAC: 0<br>DP: 1<br>HBP: 1 | WP: 0<br>PB: 0<br>SB: 0<br>CS: 0 | PA: 40 |
| <b>PITCHER</b>  | IP WLS BF H R ER SO BB IBB HBP BLK WP HR S P ERA WHIP |                                  |                              |                                  |                              |                                 |                               |                                  |                              |                                  |                              |                                  |                              |                                  |                               |                                  |                                   |                                    |                                  |        |
| Mickey Callaway, R (1, 1)<br>ERA: 5.17                | 4.1 L 21 7 6 6 5 2 0 0 0 0 0 1 49 84 12.46 2.077      |                                  |                              |                                  |                              |                                 |                               |                                  |                              |                                  |                              |                                  |                              |                                  |                               |                                  |                                   |                                    |                                  |        |
| Scott Schoeneweis, L (5, 1)<br>ERA: 7.71              | 0.0 3 1 1 1 0 1 0 1 0 0 0 0 9 17 = =                  |                                  |                              |                                  |                              |                                 |                               |                                  |                              |                                  |                              |                                  |                              |                                  |                               |                                  |                                   |                                    |                                  |        |
| Ben Weber, R (5, 1)<br>ERA: 0.9                       | 1.2 7 2 1 1 1 0 0 0 0 0 0 0 16 25 5.40 1.200          |                                  |                              |                                  |                              |                                 |                               |                                  |                              |                                  |                              |                                  |                              |                                  |                               |                                  |                                   |                                    |                                  |        |
| 62 Scot Shields, R (7, 1)<br>ERA: 0.69                | 2.0 9 3 1 1 3 0 0 0 0 0 0 1 24 31 4.50 1.500          |                                  |                              |                                  |                              |                                 |                               |                                  |                              |                                  |                              |                                  |                              |                                  |                               |                                  |                                   |                                    |                                  |        |

Anaheim Angels @ Texas Rangers  
The Ballpark at Arlington, Arlington, TX  
Thu Apr 17 2003, 2:05 PM EDT  
Att: 18,492 - Sunny - 72 F

|     |    |
|-----|----|
| AB  | 36 |
| R   | 9  |
| H   | 13 |
| RBI | 8  |
| BB  | 3  |
| SO  | 9  |
| LOB | 18 |





| Batter   | 1                            | 2                                | 3                             | 4                                | 5                            | 6                               | 7                            | 8                                | 9                             | AB                               | R                            | H                                | RBI                          | BB                              | SO                           | LOB                              | TOP                           |                                  |                                  |                                    |                                  |        |  |  |  |
|--|------------------------------|----------------------------------|-------------------------------|----------------------------------|------------------------------|---------------------------------|------------------------------|----------------------------------|-------------------------------|----------------------------------|------------------------------|----------------------------------|------------------------------|---------------------------------|------------------------------|----------------------------------|-------------------------------|----------------------------------|----------------------------------|------------------------------------|----------------------------------|--------|--|--|--|
| 51 Ichiro Suzuki, L (1, 9)<br>OBP: 0.346, SLG: 0.310   | G5-3                         | F8                               |                               |                                  | P6                           |                                 | L5                           |                                  | G4-3                          | 5                                | 0                            | 0                                | 0                            | 0                               | 0                            | 4                                |                               |                                  |                                  |                                    |                                  |        |  |  |  |
| Randy Winn, S (1, 7)<br>OBP: 0.387, SLG: 0.339   | K                            |                                  | B2-3                          |                                  | HR                           |                                 |                              | G6-3                             | 1B                            | 3                                | 1                            | 0                                | 0                            | 2                               | 1                            | 0                                |                               |                                  |                                  |                                    |                                  |        |  |  |  |
| Bret Boone, R (1, 4)<br>OBP: 0.372, SLG: 0.529   | K                            |                                  | F9                            |                                  | HR                           |                                 |                              | 2B                               | 1B                            | 5                                | 2                            | 3                                | 4                            | 0                               | 1                            | 0                                |                               |                                  |                                  |                                    |                                  |        |  |  |  |
| Edgar Martinez, R (1, 10)<br>16 Willie Bloomquist, R (9, PR)<br>OBP: 0.472, SLG: 0.595<br>OBP: 0.508, SLG: 0.364 |                              | WP                               | F8                            |                                  | G5-3                         |                                 |                              | F9                               | 1B                            | 4                                | 1                            | 1                                | 0                            | 1                               | 0                            | 1                                |                               |                                  |                                  |                                    |                                  |        |  |  |  |
| John Olerud, L (1, 3)<br>OBP: 0.394, SLG: 0.400  |                              | WP                               |                               |                                  |                              |                                 |                              |                                  | BB                            | 0                                | 0                            | 0                                | 0                            | 0                               | 0                            | 0                                |                               |                                  |                                  |                                    |                                  |        |  |  |  |
| Mark McLemore, S (1, 5)<br>OBP: 0.295, SLG: 0.263  | SF8                          |                                  |                               |                                  |                              |                                 |                              |                                  | BB                            | 4                                | 1                            | 1                                | 1                            | 1                               | 1                            | 3                                |                               |                                  |                                  |                                    |                                  |        |  |  |  |
| Mike Cameron, R (1, 8)<br>OBP: 0.329, SLG: 0.393   | G3                           |                                  |                               |                                  |                              |                                 |                              |                                  | 2B                            | 3                                | 0                            | 0                                | 1                            | 0                               | 0                            | 1                                |                               |                                  |                                  |                                    |                                  |        |  |  |  |
| Carlos Guillen, S (1, 6)<br>OBP: 0.375, SLG: 0.460   | G3                           |                                  |                               |                                  |                              |                                 |                              |                                  | 2B                            | 4                                | 1                            | 2                                | 1                            | 0                               | 1                            | 0                                |                               |                                  |                                  |                                    |                                  |        |  |  |  |
| Dan Wilson, R (1, 2)<br>OBP: 0.303, SLG: 0.323   |                              |                                  |                               |                                  |                              |                                 |                              |                                  | 1B                            | 4                                | 0                            | 1                                | 1                            | 0                               | 0                            | 1                                |                               |                                  |                                  |                                    |                                  |        |  |  |  |
| <b>Inning Stats</b>  | R: 0<br>E: 0<br>K: 2<br>S: 8 | H: 0<br>LOB: 0<br>BB: 0<br>P: 12 | R: 2<br>E: 0<br>K: 0<br>S: 13 | H: 2<br>LOB: 2<br>BB: 2<br>P: 29 | R: 0<br>E: 0<br>K: 0<br>S: 4 | H: 0<br>LOB: 0<br>BB: 0<br>P: 6 | R: 0<br>E: 0<br>K: 1<br>S: 8 | H: 0<br>LOB: 0<br>BB: 0<br>P: 13 | R: 3<br>E: 0<br>K: 0<br>S: 11 | H: 2<br>LOB: 0<br>BB: 1<br>P: 22 | R: 0<br>E: 0<br>K: 1<br>S: 8 | H: 0<br>LOB: 0<br>BB: 0<br>P: 11 | R: 0<br>E: 0<br>K: 0<br>S: 5 | H: 0<br>LOB: 0<br>BB: 0<br>P: 5 | R: 1<br>E: 0<br>K: 0<br>S: 8 | H: 2<br>LOB: 1<br>BB: 0<br>P: 10 | R: 2<br>E: 0<br>K: 0<br>S: 20 | H: 3<br>LOB: 3<br>BB: 2<br>P: 34 | 1B: 2<br>2B: 6<br>3B: 0<br>HR: 1 | SF: 1<br>SAC: 0<br>DP: 0<br>HBP: 0 | WP: 1<br>PB: 0<br>SB: 0<br>CS: 0 | PA: 41 |  |  |  |
| <b>PITCHER</b>   | IP                           | WLS                              | BF                            | H                                | R                            | ER                              | SO                           | BB                               | IBB                           | HBP                              | BLK                          | WP                               | HR                           | S                               | P                            | ERA                              | WHIP                          |                                  |                                  |                                    |                                  |        |  |  |  |
| Ramon Ortiz, R (1, 1)<br>ERA: 5.96   | 7.2                          | L                                | 32                            | 6                                | 6                            | 6                               | 4                            | 3                                | 0                             | 0                                | 0                            | 1                                | 1                            | 64                              | 107                          | 7.04                             | 1.174                         |                                  |                                  |                                    |                                  |        |  |  |  |
| Scott Schoeneweis, L (8, 1)<br>ERA: 9.53   | 1.0                          |                                  | 6                             | 2                                | 2                            | 2                               | 0                            | 1                                | 0                             | 0                                | 0                            | 0                                | 0                            | 10                              | 17                           | 18.00                            | 3.000                         |                                  |                                  |                                    |                                  |        |  |  |  |
| Ben Weber, R (9, 1)<br>ERA: 0.67   | 0.1                          |                                  | 3                             | 1                                | 0                            | 0                               | 0                            | 1                                | 0                             | 0                                | 0                            | 0                                | 0                            | 11                              | 18                           | 0.00                             | 6.000                         |                                  |                                  |                                    |                                  |        |  |  |  |

Seattle Mariners @ Anaheim Angels  
Edison International Field, Anaheim, CA  
Fri Apr 18 2003, 10:05 PM EDT  
Att: 34,658 - Sunny - 62 F

|     |    |
|-----|----|
| AB  | 35 |
| R   | 8  |
| H   | 9  |
| RBI | 8  |
| BB  | 5  |
| SO  | 4  |
| LOB | 11 |



| Batter  | 1                            | 2                                | 3                            | 4                                | 5                             | 6                                | 7                            | 8                                | 9                            | AB                               | R                            | H                                | RBI                           | BB                               | SO                            | LOB                              | BOTTOM                       |                                  |                                   |                                    |                                  |        |  |  |  |
|---|------------------------------|----------------------------------|------------------------------|----------------------------------|-------------------------------|----------------------------------|------------------------------|----------------------------------|------------------------------|----------------------------------|------------------------------|----------------------------------|-------------------------------|----------------------------------|-------------------------------|----------------------------------|------------------------------|----------------------------------|-----------------------------------|------------------------------------|----------------------------------|--------|--|--|--|
| David Eckstein, R (1, 6)<br>OBP: 0.338, SLG: 0.266  | K                            |                                  | F9                           |                                  |                               |                                  | F7                           |                                  | G1-6-3                       | 5                                | 0                            | 2                                | 0                             | 0                                | 1                             | 3                                |                              |                                  |                                   |                                    |                                  |        |  |  |  |
| Darin Erstad, L (1, 8)<br>OBP: 0.413, SLG: 0.438  | G6-4-3                       |                                  |                              |                                  | P6                            |                                  |                              | 16                               | G1-6-3                       | 3                                | 1                            | 1                                | 0                             | 1                                | 0                             | 3                                |                              |                                  |                                   |                                    |                                  |        |  |  |  |
| Tim Salmon, R (1, 9)<br>OBP: 0.391, SLG: 0.583  | G6-4-3                       |                                  |                              |                                  |                               |                                  |                              | 16                               | P4                           | 5                                | 0                            | 1                                | 0                             | 0                                | 1                             | 5                                |                              |                                  |                                   |                                    |                                  |        |  |  |  |
| 16 Garret Anderson, L (1, 7)<br>OBP: 0.446, SLG: 0.627  |                              | P6                               |                              |                                  | L3                            |                                  |                              |                                  |                              | 4                                | 1                            | 0                                | 0                             | 0                                | 0                             | 2                                |                              |                                  |                                   |                                    |                                  |        |  |  |  |
| Troy Glaus, R (1, 5)<br>OBP: 0.361, SLG: 0.554  |                              | K                                |                              |                                  |                               |                                  |                              |                                  |                              | 4                                | 0                            | 2                                | 0                             | 0                                | 2                             | 2                                |                              |                                  |                                   |                                    |                                  |        |  |  |  |
| Shawn Woolen, R (1, 3)<br>OBP: 0.360, SLG: 0.435  |                              |                                  |                              |                                  |                               |                                  |                              |                                  |                              | 4                                | 0                            | 2                                | 1                             | 0                                | 1                             | 2                                |                              |                                  |                                   |                                    |                                  |        |  |  |  |
| Brad Fullmer, L (1, 10)<br>OBP: 0.491, SLG: 0.644   | CS                           |                                  |                              |                                  |                               |                                  |                              |                                  |                              | 4                                | 0                            | 2                                | 1                             | 0                                | 0                             | 1                                |                              |                                  |                                   |                                    |                                  |        |  |  |  |
| Bengie Molina, R (1, 2)<br>OBP: 0.263, SLG: 0.321   |                              |                                  |                              |                                  |                               |                                  |                              |                                  |                              | 3                                | 0                            | 1                                | 0                             | 1                                | 0                             | 3                                |                              |                                  |                                   |                                    |                                  |        |  |  |  |
| Benji Gil, R (1, 4)<br>OBP: 0.059, SLG: 0.059<br>Scott Spiezio, S (9, PH)<br>OBP: 0.283, SLG: 0.373 |                              |                                  |                              |                                  |                               |                                  |                              |                                  |                              | 3                                | 0                            | 1                                | 0                             | 0                                | 0                             | 2                                |                              |                                  |                                   |                                    |                                  |        |  |  |  |
| <b>Inning Stats</b>   | R: 0<br>E: 0<br>K: 1<br>S: 7 | H: 1<br>LOB: 0<br>BB: 0<br>P: 11 | R: 0<br>E: 0<br>K: 1<br>S: 9 | H: 1<br>LOB: 0<br>BB: 0<br>P: 14 | R: 0<br>E: 0<br>K: 1<br>S: 12 | H: 1<br>LOB: 3<br>BB: 2<br>P: 24 | R: 0<br>E: 0<br>K: 1<br>S: 8 | H: 1<br>LOB: 1<br>BB: 0<br>P: 12 | R: 0<br>E: 0<br>K: 0<br>S: 8 | H: 2<br>LOB: 1<br>BB: 0<br>P: 10 | R: 0<br>E: 0<br>K: 0<br>S: 8 | H: 1<br>LOB: 1<br>BB: 0<br>P: 16 | R: 0<br>E: 0<br>K: 0<br>S: 11 | H: 1<br>LOB: 1<br>BB: 0<br>P: 17 | R: 2<br>E: 0<br>K: 1<br>S: 18 | H: 4<br>LOB: 2<br>BB: 0<br>P: 31 | R: 0<br>E: 0<br>K: 0<br>S: 8 | H: 2<br>LOB: 1<br>BB: 0<br>P: 14 | 1B: 13<br>2B: 0<br>3B: 0<br>HR: 0 | SF: 0<br>SAC: 0<br>DP: 3<br>HBP: 1 | WP: 0<br>PB: 0<br>SB: 0<br>CS: 1 | PA: 40 |  |  |  |
| <b>PITCHER</b>  | IP                           | WLS                              | BF                           | H                                | R                             | ER                               | SO                           | BB                               | IBB                          | HBP                              | BLK                          | WP                               | HR                            | S                                | P                             | ERA                              | WHIP                         |                                  |                                   |                                    |                                  |        |  |  |  |
| Jamie Moyer, L (1, 1)<br>ERA: 3.06  | 7.0                          | W                                | 28                           | 7                                | 0                             | 0                                | 4                            | 2                                | 0                            | 1                                | 0                            | 0                                | 0                             | 63                               | 104                           | 0.00                             | 1.286                        |                                  |                                   |                                    |                                  |        |  |  |  |
| Arthur Rhodes, L (8, 1)<br>ERA: 1.74  | 0.1                          |                                  | 3                            | 2                                | 2                             | 2                                | 0                            | 0                                | 0                            | 0                                | 0                            | 0                                | 0                             | 7                                | 13                            | 54.00                            | 6.000                        |                                  |                                   |                                    |                                  |        |  |  |  |
| Jeff Nelson, R (8, 1)<br>ERA: 2.35  | 0.2                          |                                  | 4                            | 2                                | 0                             | 0                                | 1                            | 0                                | 0                            | 0                                | 0                            | 0                                | 0                             | 11                               | 18                            | 0.00                             | 3.000                        |                                  |                                   |                                    |                                  |        |  |  |  |
| Shigetoshi Hasegawa, R (9, 1)<br>ERA:   | 1.0                          |                                  | 4                            | 2                                | 0                             | 0                                | 0                            | 0                                | 0                            | 0                                | 0                            | 0                                | 0                             | 8                                | 14                            | 0.00                             | 2.000                        |                                  |                                   |                                    |                                  |        |  |  |  |

Seattle Mariners @ Anaheim Angels  
Edison International Field, Anaheim, CA  
Fri Apr 18 2003, 10:05 PM EDT  
Att: 34,658 - Sunny - 62 F

|     |    |
|-----|----|
| AB  | 36 |
| R   | 2  |
| H   | 13 |
| RBI | 2  |
| BB  | 2  |
| SO  | 5  |
| LOB | 23 |





| Batter   | 1                             | 2                                | 3                             | 4                                | 5                             | 6                                | 7                             | 8                                | 9                            | AB                               | R                            | H                                | RBI                          | BB                               | SO                           | LOB                             | TOP   |                                    |                                  |        |  |
|--|-------------------------------|----------------------------------|-------------------------------|----------------------------------|-------------------------------|----------------------------------|-------------------------------|----------------------------------|------------------------------|----------------------------------|------------------------------|----------------------------------|------------------------------|----------------------------------|------------------------------|---------------------------------|---|------------------------------------|----------------------------------|--------|--|
| <b>Randy Winn, S</b><br>OBP: 0.375, SLG: 0.318<br>(1, 7)   | F8                            | HBP                              | G3                            |                                  | G5-3                          |                                  |                               | G3-1                             |                              | 4                                | 0                            | 0                                | 0                            | 0                                | 0                            | 3                               | <b>Seattle Mariners @ Anaheim Angels</b><br>Edison International Field, Anaheim, CA<br>Sat Apr 19, 2003, 10:05 PM EDT<br>Att: 43,536 - Sunny - 65 F |                                    |                                  |        |  |
| <b>Carlos Guillen, S</b><br>OBP: 0.381, SLG: 0.455<br>(1, 6)   | P6                            | F7                               |                               |                                  |                               | P6                               |                               | G6-3                             |                              | 5                                | 1                            | 1                                | 0                            | 0                                | 0                            | 1                               |   |                                    |                                  |        |  |
| <b>Bret Boone, R</b><br>OBP: 0.373, SLG: 0.507<br>(1, 4)   | 1B                            | K                                |                               |                                  |                               | G6-3                             |                               |                                  |                              | 3                                | 0                            | 0                                | 0                            | 2                                | 2                            |                                 |   |                                    |                                  |        |  |
| <b>Edgar Martinez, R</b><br>OBP: 0.483, SLG: 0.587<br>(1, 10)  | 1B                            |                                  |                               |                                  | G6-3                          | E9                               |                               | G5-3                             |                              | 4                                | 0                            | 2                                | 0                            | 1                                | 0                            | 1                               |   |                                    |                                  |        |  |
| <b>John Olerud, L</b><br>OBP: 0.382, SLG: 0.375<br>(1, 3)  | G3                            |                                  | F7                            |                                  |                               |                                  |                               |                                  | F8                           |                                  | 4                            | 0                                | 0                            | 0                                | 1                            | 0                               |   |                                    |                                  |        |  |
| <b>Mike Cameron, R</b><br>OBP: 0.320, SLG: 0.379<br>(1, 8)   |                               | L7                               | E5                            |                                  | G4-6-3                        |                                  |                               |                                  | P3                           |                                  | 5                            | 1                                | 1                            | 0                                | 0                            | 2                               |   |                                    |                                  |        |  |
| <b>John Mabry, L</b><br>OBP: 0.316, SLG: 0.529<br><b>51 Ichiro Suzuki, L</b><br>OBP: 0.341, SLG: 0.306<br>(8, 9) |                               | 2B                               | 1B                            |                                  |                               |                                  |                               | FC4-6                            | G6-3                         | 3                                | 2                            | 2                                | 1                            | 1                                | 0                            | 1                               |   |                                    |                                  |        |  |
| <b>Ben Davis, S</b><br>OBP: 0.229, SLG: 0.412<br>(1, 2)  |                               | HR                               | 1B                            |                                  |                               |                                  |                               |                                  |                              | 4                                | 1                            | 2                                | 2                            | 0                                | 0                            | 2                               |   |                                    |                                  |        |  |
| <b>Mark McLemore, S</b><br>OBP: 0.313, SLG: 0.341<br>(1, 5)  |                               | HR                               | 1B                            |                                  |                               |                                  |                               |                                  |                              | 3                                | 1                            | 1                                | 2                            | 1                                | 1                            | 2                               |   |                                    |                                  |        |  |
| <b>Inning Stats</b>  | R: 0<br>E: 0<br>K: 0<br>S: 14 | H: 1<br>LOB: 2<br>BB: 1<br>P: 25 | R: 3<br>E: 0<br>K: 1<br>S: 18 | H: 2<br>LOB: 1<br>BB: 1<br>P: 34 | R: 2<br>E: 1<br>K: 0<br>S: 19 | H: 2<br>LOB: 2<br>BB: 1<br>P: 27 | R: 1<br>E: 1<br>K: 1<br>S: 11 | H: 2<br>LOB: 1<br>BB: 1<br>P: 18 | R: 0<br>E: 0<br>K: 0<br>S: 7 | H: 1<br>LOB: 1<br>BB: 0<br>P: 10 | R: 0<br>E: 0<br>K: 1<br>S: 6 | H: 0<br>LOB: 1<br>BB: 1<br>P: 15 | R: 0<br>E: 0<br>K: 1<br>S: 9 | H: 0<br>LOB: 1<br>BB: 1<br>P: 15 | R: 0<br>E: 0<br>K: 0<br>S: 5 | H: 0<br>LOB: 0<br>BB: 0<br>P: 7 | 1B: 5<br>2B: 3<br>3B: 0<br>HR: 1  | SF: 0<br>SAC: 0<br>DP: 1<br>HBP: 1 | WP: 0<br>PB: 0<br>SB: 1<br>CS: 0 | PA: 43 |  |
| <b>PITCHER</b>   | IP                            | WLS                              | BF                            | H                                | R                             | ER                               | SO                            | BB                               | IBB                          | HBP                              | BLK                          | WP                               | HR                           | S                                | P                            | ERA                             | WHIP  |                                    |                                  |        |  |
| <b>Kevin Appier, R</b><br>ERA: 7.35<br>(1, 1)  | 2.0                           |                                  | 12                            | 3                                | 3                             | 3                                | 1                             | 2                                | 0                            | 1                                | 0                            | 0                                | 1                            | 32                               | 59                           | 13.50                           | 2.500   |                                    |                                  |        |  |
| <b>62 Scot Shields, R</b><br>ERA: 0.56<br>(3, 1)   | 3.0                           |                                  | 16                            | 5                                | 3                             | 0                                | 1                             | 2                                | 0                            | 0                                | 0                            | 0                                | 0                            | 37                               | 55                           | 0.00                            | 2.333   |                                    |                                  |        |  |
| <b>Brendan Donnelly, R</b><br>ERA:<br>(6, 1)   | 2.0                           |                                  | 8                             | 1                                | 0                             | 0                                | 1                             | 1                                | 0                            | 0                                | 0                            | 0                                | 0                            | 13                               | 27                           | 0.00                            | 1.000   |                                    |                                  |        |  |
| <b>Francisco Rodriguez, R</b><br>ERA: 5.59<br>(8, 1)   | 2.0                           | W                                | 7                             | 0                                | 0                             | 0                                | 0                             | 1                                | 0                            | 0                                | 0                            | 0                                | 0                            | 14                               | 22                           | 0.00                            | 0.500   |                                    |                                  |        |  |

|     |    |
|-----|----|
| AB  | 36 |
| R   | 6  |
| H   | 9  |
| RBI | 5  |
| BB  | 6  |
| SO  | 3  |
| LOB | 17 |



| Batter   | 1                             | 2                                | 3                             | 4                                | 5                            | 6                                | 7                             | 8                                | 9                             | AB                               | R                             | H                                | RBI                           | BB                               | SO                            | LOB                              | BOTTOM  |                                    |                                  |        |  |
|--|-------------------------------|----------------------------------|-------------------------------|----------------------------------|------------------------------|----------------------------------|-------------------------------|----------------------------------|-------------------------------|----------------------------------|-------------------------------|----------------------------------|-------------------------------|----------------------------------|-------------------------------|----------------------------------|---|------------------------------------|----------------------------------|--------|--|
| <b>David Eckstein, R</b><br>OBP: 0.354, SLG: 0.269<br>(1, 6)   | 1B                            | G6-3                             |                               |                                  |                              | F8                               |                               |                                  | 1B                            | 3                                | 3                             | 1                                | 1                             | 1                                | 0                             | 1                                | <b>Seattle Mariners @ Anaheim Angels</b><br>Edison International Field, Anaheim, CA<br>Sat Apr 19, 2003, 10:05 PM EDT<br>Att: 43,536 - Sunny - 65 F |                                    |                                  |        |  |
| <b>Darin Erstad, L</b><br>OBP: 0.416, SLG: 0.439<br><b>Eric Owens, R</b><br>OBP: 0.310, SLG: 0.259<br>(5, 8) | 1B                            |                                  | K                             |                                  | F9                           | G1-3                             |                               |                                  | 1B                            | 2                                | 0                             | 1                                | 0                             | 0                                | 1                             | 0                                |   |                                    |                                  |        |  |
| <b>Tim Salmon, R</b><br>OBP: 0.405, SLG: 0.578<br>(1, 9)   | 1B                            |                                  |                               |                                  |                              |                                  |                               |                                  | 1B                            | 3                                | 1                             | 1                                | 0                             | 0                                | 0                             | 2                                |   |                                    |                                  |        |  |
| <b>16 Garret Anderson, L</b><br>OBP: 0.443, SLG: 0.625<br>(1, 7)   | 1B                            |                                  |                               |                                  |                              |                                  |                               |                                  | 1B                            | 4                                | 1                             | 2                                | 2                             | 1                                | 1                             | 0                                |   |                                    |                                  |        |  |
| <b>Troy Glaus, R</b><br>OBP: 0.348, SLG: 0.517<br>(1, 5)   | 1B                            |                                  |                               |                                  |                              |                                  |                               |                                  | 1B                            | 5                                | 0                             | 2                                | 2                             | 1                                | 1                             | 3                                |   |                                    |                                  |        |  |
| <b>Brad Fullmer, L</b><br>OBP: 0.491, SLG: 0.653<br>(1, 10)  | 1B                            |                                  |                               |                                  |                              |                                  |                               |                                  | 1B                            | 4                                | 1                             | 2                                | 0                             | 0                                | 2                             | 5                                |   |                                    |                                  |        |  |
| <b>Scott Spiezio, S</b><br>OBP: 0.286, SLG: 0.345<br>(1, 3)  | G6-3                          |                                  |                               |                                  |                              |                                  |                               |                                  | 1B                            | 4                                | 0                             | 0                                | 0                             | 0                                | 0                             | 7                                |   |                                    |                                  |        |  |
| <b>Bengie Molina, R</b><br>OBP: 0.262, SLG: 0.317<br>(1, 2)  |                               | F9                               |                               |                                  |                              |                                  |                               |                                  | 1B                            | 4                                | 0                             | 1                                | 1                             | 0                                | 0                             | 0                                |   |                                    |                                  |        |  |
| <b>9 Chone Figgins, S</b><br>OBP: 0.364, SLG: 0.333<br>(1, 4)  |                               |                                  |                               |                                  |                              |                                  |                               |                                  | 1B                            | 4                                | 1                             | 2                                | 0                             | 0                                | 1                             | 1                                |   |                                    |                                  |        |  |
| <b>Inning Stats</b>  | R: 1<br>E: 0<br>K: 2<br>S: 12 | H: 2<br>LOB: 3<br>BB: 1<br>P: 23 | R: 0<br>E: 0<br>K: 1<br>S: 10 | H: 0<br>LOB: 0<br>BB: 0<br>P: 14 | R: 0<br>E: 0<br>K: 1<br>S: 7 | H: 0<br>LOB: 0<br>BB: 0<br>P: 11 | R: 1<br>E: 0<br>K: 0<br>S: 14 | H: 2<br>LOB: 1<br>BB: 0<br>P: 21 | R: 2<br>E: 1<br>K: 1<br>S: 12 | H: 1<br>LOB: 2<br>BB: 2<br>P: 27 | R: 0<br>E: 0<br>K: 2<br>S: 10 | H: 1<br>LOB: 1<br>BB: 0<br>P: 14 | R: 0<br>E: 0<br>K: 0<br>S: 12 | H: 1<br>LOB: 0<br>BB: 0<br>P: 15 | R: 3<br>E: 1<br>K: 0<br>S: 13 | H: 4<br>LOB: 2<br>BB: 0<br>P: 15 | 1B: 10<br>2B: 3<br>3B: 0<br>HR: 0   | SF: 0<br>SAC: 0<br>DP: 2<br>HBP: 1 | WP: 0<br>PB: 1<br>SB: 3<br>CS: 1 | PA: 41 |  |
| <b>PITCHER</b>   | IP                            | WLS                              | BF                            | H                                | R                            | ER                               | SO                            | BB                               | IBB                           | HBP                              | BLK                           | WP                               | HR                            | S                                | P                             | ERA                              | WHIP  |                                    |                                  |        |  |
| <b>Joel Poineto, R</b><br>ERA: 4.85<br>(1, 1)  | 6.0                           |                                  | 29                            | 6                                | 4                            | 4                                | 5                             | 3                                | 0                             | 1                                | 0                             | 0                                | 0                             | 65                               | 110                           | 6.00                             | 1.500   |                                    |                                  |        |  |
| <b>Giovanni Carrara, R</b><br>ERA: 2.61<br>(7, 1)  | 2.0                           | H                                | 6                             | 2                                | 0                            | 0                                | 2                             | 0                                | 0                             | 0                                | 0                             | 0                                | 0                             | 26                               | 34                            | 0.00                             | 1.000   |                                    |                                  |        |  |
| <b>Kazuhiko Sasaki, R</b><br>ERA: 6.14<br>(9, 1)   | 0.1                           | L                                | 6                             | 4                                | 3                            | 3                                | 0                             | 0                                | 0                             | 0                                | 0                             | 0                                | 0                             | 13                               | 15                            | 81.00                            | 12.000  |                                    |                                  |        |  |

|     |    |
|-----|----|
| AB  | 37 |
| R   | 7  |
| H   | 12 |
| RBI | 7  |
| BB  | 3  |
| SO  | 7  |
| LOB | 23 |










| Batter   | 1                             | 2                                | 3                             | 4                                | 5                             | 6                                | 7                             | 8                                | 9                            | AB                               | R                            | H                                | RBI                          | BB                               | SO                            | LOB                              | TOP   |                                    |                                  |        |  |
|--|-------------------------------|----------------------------------|-------------------------------|----------------------------------|-------------------------------|----------------------------------|-------------------------------|----------------------------------|------------------------------|----------------------------------|------------------------------|----------------------------------|------------------------------|----------------------------------|-------------------------------|----------------------------------|---|------------------------------------|----------------------------------|--------|--|
| <b>Alfonso Soriano, R</b><br>OBP: 0.422, SLG: 0.656<br>(1, 4)  | F8                            | K                                |                               | 25 BB<br>1B                      | F8                            |                                  |                               | G4-6-3<br>1B                     |                              | 5                                | 1                            | 2                                | 0                            | 0                                | 1                             | 2                                | <b>New York Yankees @ Anaheim Angels</b><br>Edison International Field, Anaheim, CA<br>Tue Apr 22 2003, 10:05 PM EDT<br>Att: 38,343 - Cloudy - 59 F |                                    |                                  |        |  |
| <b>Nick Johnson, L</b><br>OBP: 0.450, SLG: 0.524<br>(1, 10)    | 25 BB<br>55 G3<br>1B          |                                  | 2B                            | 25 BB<br>1B                      | K                             |                                  |                               | G4-6-3<br>1-2                    |                              | 3                                | 3                            | 1                                | 1                            | 2                                | 1                             | 2                                |   |                                    |                                  |        |  |
| <b>25 Jason Giambi, L</b><br>OBP: 0.358, SLG: 0.368<br>(1, 3)  | 55 BB<br>G3<br>1B             |                                  | P6                            | 55 BB<br>1B                      |                               |                                  |                               | K                                |                              | 5                                | 0                            | 2                                | 2                            | 0                                | 2                             | 1                                |   |                                    |                                  |        |  |
| <b>Bernie Williams, S</b><br>OBP: 0.479, SLG: 0.662<br>(1, 8)  | 55 BB<br>G3<br>1B             |                                  | 55 BB<br>G4-3<br>2B           | 55 BB<br>1B                      |                               |                                  |                               | F7                               |                              | 3                                | 1                            | 2                                | 2                            | 2                                | 0                             | 0                                |   |                                    |                                  |        |  |
| <b>55 Hideki Matsui, L</b><br>OBP: 0.344, SLG: 0.425<br>(1, 7) | G3                            |                                  | G4-3                          | K                                |                               |                                  |                               | F7                               |                              | 5                                | 0                            | 0                                | 1                            | 0                                | 1                             | 6                                |   |                                    |                                  |        |  |
| <b>20 Jorge Posada, S</b><br>OBP: 0.342, SLG: 0.619<br>(1, 2)  | F7                            |                                  | HR                            | K                                |                               |                                  |                               | G4-3                             |                              | 5                                | 1                            | 1                                | 2                            | 0                                | 1                             | 5                                |   |                                    |                                  |        |  |
| <b>Raul Mondesi, R</b><br>OBP: 0.407, SLG: 0.671<br>(1, 9)     |                               | K                                | F9                            | G1-3                             |                               |                                  |                               | G5-3                             |                              | 5                                | 0                            | 1                                | 0                            | 0                                | 2                             | 3                                |   |                                    |                                  |        |  |
| <b>Todd Zeile, R</b><br>OBP: 0.290, SLG: 0.480<br>(1, 5)       | K                             |                                  |                               | 1B BB<br>E                       | G6-3                          |                                  |                               | 1-2<br>BB                        |                              | 2                                | 1                            | 0                                | 0                            | 2                                | 1                             | 0                                |   |                                    |                                  |        |  |
| <b>Erick Almonte, R</b><br>OBP: 0.328, SLG: 0.362<br>(1, 6)    |                               |                                  |                               | E1<br>BB<br>25 BB<br>1B          |                               |                                  |                               | G2                               |                              | 2                                | 1                            | 0                                | 0                            | 2                                | 0                             | 2                                |   |                                    |                                  |        |  |
| <b>Inning Stats</b>  | R: 1<br>E: 0<br>K: 0<br>S: 15 | H: 2<br>LOB: 2<br>BB: 1<br>P: 29 | R: 0<br>E: 0<br>K: 3<br>S: 12 | H: 0<br>LOB: 1<br>BB: 1<br>P: 20 | R: 3<br>E: 0<br>K: 0<br>S: 14 | H: 2<br>LOB: 0<br>BB: 2<br>P: 23 | R: 4<br>E: 1<br>K: 2<br>S: 23 | H: 3<br>LOB: 2<br>BB: 2<br>P: 40 | R: 0<br>E: 0<br>K: 1<br>S: 9 | H: 0<br>LOB: 1<br>BB: 1<br>P: 17 | R: 0<br>E: 0<br>K: 0<br>S: 9 | H: 1<br>LOB: 1<br>BB: 1<br>P: 15 | R: 0<br>E: 0<br>K: 1<br>S: 9 | H: 1<br>LOB: 0<br>BB: 1<br>P: 12 | R: 0<br>E: 0<br>K: 1<br>S: 16 | H: 0<br>LOB: 1<br>BB: 1<br>P: 25 | 1B: 7<br>2B: 1<br>3B: 0<br>HR: 1  | SF: 0<br>SAC: 0<br>DP: 1<br>HBP: 0 | WP: 1<br>PB: 0<br>SB: 2<br>CS: 1 | PA: 43 |  |
| <b>PITCHER</b>   | IP                            | WLS                              | BF                            | H                                | R                             | ER                               | SO                            | BB                               | IBB                          | HBP                              | BLK                          | WP                               | HR                           | S                                | P                             | ERA                              | WHIP  |                                    |                                  |        |  |
| <b>41 John Lackey, R</b><br>ERA: 8.51                          | 3.0                           | L                                | 19                            | 5                                | 7                             | 7                                | 3                             | 4                                | 0                            | 0                                | 0                            | 0                                | 1                            | 49                               | 86                            | 21.00                            | 3.000   |                                    |                                  |        |  |
| <b>Scott Schoeneweis, L</b><br>ERA: 9.95                       | 0.2                           |                                  | 5                             | 2                                | 1                             | 0                                | 2                             | 1                                | 0                            | 0                                | 0                            | 0                                | 0                            | 12                               | 22                            | 0.00                             | 4.500   |                                    |                                  |        |  |
| <b>Ben Weber, R</b><br>ERA: 0.71                               | 2.1                           |                                  | 8                             | 0                                | 0                             | 0                                | 2                             | 1                                | 0                            | 0                                | 0                            | 0                                | 0                            | 21                               | 33                            | 0.00                             | 0.429   |                                    |                                  |        |  |
| <b>62 Scot Shields, R</b><br>ERA: 0.5                          | 2.0                           |                                  | 7                             | 2                                | 0                             | 0                                | 1                             | 1                                | 0                            | 0                                | 0                            | 0                                | 0                            | 18                               | 27                            | 0.00                             | 1.500   |                                    |                                  |        |  |
| <b>Francisco Rodriguez, R</b><br>ERA: 5.4                      | 1.0                           |                                  | 4                             | 0                                | 0                             | 0                                | 1                             | 1                                | 0                            | 0                                | 0                            | 1                                | 0                            | 16                               | 25                            | 0.00                             | 1.000   |                                    |                                  |        |  |

| Batter  | 1                             | 2                                | 3                             | 4                                | 5                            | 6                                | 7                             | 8                                | 9                             | AB                               | R                             | H                                | RBI                           | BB                               | SO                            | LOB                              | BOTTOM  |                                  |                                  |                                    |                                  |        |
|---|-------------------------------|----------------------------------|-------------------------------|----------------------------------|------------------------------|----------------------------------|-------------------------------|----------------------------------|-------------------------------|----------------------------------|-------------------------------|----------------------------------|-------------------------------|----------------------------------|-------------------------------|----------------------------------|---|----------------------------------|----------------------------------|------------------------------------|----------------------------------|--------|
| <b>David Eckstein, R</b><br>OBP: 0.370, SLG: 0.316<br>(1, 6)        | G5-3                          | 1-2<br>2H<br>1B                  |                               | 1-3<br>3H<br>2B                  |                              |                                  |                               | G5-3                             | G6-3                          | 5                                | 0                             | 2                                | 2                             | 0                                | 0                             | 0                                | <b>New York Yankees @ Anaheim Angels</b><br>Edison International Field, Anaheim, CA<br>Tue Apr 22 2003, 10:05 PM EDT<br>Att: 38,343 - Cloudy - 59 F |                                  |                                  |                                    |                                  |        |
| <b>Scott Spiezio, S</b><br>OBP: 0.284, SLG: 0.354<br>(1, 3)         | G3-1                          | G6-3                             |                               | K                                |                              |                                  |                               | G1-3<br>1B                       | G1-3                          | 5                                | 0                             | 1                                | 0                             | 0                                | 1                             | 4                                |   |                                  |                                  |                                    |                                  |        |
| <b>Tim Salmon, R</b><br>OBP: 0.410, SLG: 0.562<br>(1, 9)            | E5                            |                                  |                               | G5-4-3<br>1B                     |                              |                                  |                               | G1-3<br>1B                       | F8                            | 5                                | 0                             | 2                                | 0                             | 0                                | 0                             | 1                                |   |                                  |                                  |                                    |                                  |        |
| <b>16 Garret Anderson, L</b><br>OBP: 0.432, SLG: 0.630<br>(1, 7)    | G5-3                          |                                  |                               | F8                               |                              |                                  |                               | G4-6-3<br>1-2                    | F7                            | 4                                | 0                             | 0                                | 0                             | 0                                | 0                             | 4                                |   |                                  |                                  |                                    |                                  |        |
| <b>Troy Glaus, R</b><br>OBP: 0.347, SLG: 0.478<br>(1, 5)            |                               | BB<br>SF7<br>BB                  |                               | G5-4-3<br>1-2                    |                              |                                  |                               | P3                               | K                             | 3                                | 1                             | 0                                | 0                             | 1                                | 1                             | 1                                |   |                                  |                                  |                                    |                                  |        |
| <b>Brad Fullmer, L</b><br>OBP: 0.485, SLG: 0.632<br>(1, 10)         |                               | BB<br>1B                         |                               | F8<br>2B<br>1B                   |                              |                                  |                               | L5                               | 2B<br>BB                      | 3                                | 2                             | 2                                | 0                             | 1                                | 0                             | 0                                |   |                                  |                                  |                                    |                                  |        |
| <b>Jeff DaVanon, S</b><br>(1, 8)                                    |                               |                                  |                               | L9                               |                              |                                  |                               | F7                               |                               | 3                                | 0                             | 0                                | 0                             | 0                                | 1                             | 3                                |   |                                  |                                  |                                    |                                  |        |
| <b>Eric Owens, R</b><br>OBP: 0.324, SLG: 0.290<br>(8, PH)<br>(9, 8) |                               | K                                |                               |                                  |                              |                                  |                               |                                  | 2B                            | 1                                | 0                             | 1                                | 0                             | 0                                | 0                             | 0                                |   |                                  |                                  |                                    |                                  |        |
| <b>Bengie Molina, R</b><br>OBP: 0.292, SLG: 0.333<br>(1, 2)         |                               | 1B<br>BB                         |                               | 2B<br>1B                         |                              |                                  |                               | P3                               |                               | 3                                | 0                             | 2                                | 0                             | 1                                | 0                             | 2                                |   |                                  |                                  |                                    |                                  |        |
| <b>Adam Kennedy, L</b><br>OBP: 0.300, SLG: 0.294<br>(1, 4)          |                               | SF7                              |                               | F8                               |                              |                                  |                               | F8                               | L4                            | 3                                | 0                             | 0                                | 1                             | 0                                | 0                             | 5                                |   |                                  |                                  |                                    |                                  |        |
| <b>Inning Stats</b>   | R: 0<br>E: 1<br>K: 0<br>S: 14 | H: 0<br>LOB: 1<br>BB: 0<br>P: 23 | R: 2<br>E: 0<br>K: 1<br>S: 15 | H: 2<br>LOB: 2<br>BB: 2<br>P: 27 | R: 0<br>E: 0<br>K: 0<br>S: 8 | H: 1<br>LOB: 0<br>BB: 0<br>P: 12 | R: 1<br>E: 0<br>K: 1<br>S: 15 | H: 3<br>LOB: 2<br>BB: 0<br>P: 23 | R: 0<br>E: 0<br>K: 0<br>S: 11 | H: 1<br>LOB: 1<br>BB: 0<br>P: 13 | R: 0<br>E: 0<br>K: 0<br>S: 11 | H: 1<br>LOB: 1<br>BB: 0<br>P: 13 | R: 0<br>E: 0<br>K: 0<br>S: 16 | H: 1<br>LOB: 1<br>BB: 0<br>P: 21 | R: 0<br>E: 0<br>K: 1<br>S: 13 | H: 1<br>LOB: 2<br>BB: 1<br>P: 22 | R: 0<br>E: 0<br>K: 0<br>S: 13   | H: 0<br>LOB: 0<br>BB: 0<br>P: 15 | 1B: 8<br>2B: 2<br>3B: 0<br>HR: 0 | SF: 1<br>SAC: 0<br>DP: 2<br>HBP: 0 | WP: 0<br>PB: 0<br>SB: 0<br>CS: 0 | PA: 39 |
| <b>PITCHER</b>  | IP                            | WLS                              | BF                            | H                                | R                            | ER                               | SO                            | BB                               | IBB                           | HBP                              | BLK                           | WP                               | HR                            | S                                | P                             | ERA                              | WHIP  |                                  |                                  |                                    |                                  |        |
| <b>Jeff Weaver, R</b><br>ERA: 3.25                                  | 6.1                           | W                                | 29                            | 9                                | 3                            | 3                                | 2                             | 2                                | 0                             | 0                                | 0                             | 0                                | 0                             | 83                               | 121                           | 4.26                             | 1.737   |                                  |                                  |                                    |                                  |        |
| <b>Antonio Osuna, R</b><br>ERA: 1.59                                | 1.0                           |                                  | 4                             | 0                                | 0                            | 0                                | 1                             | 1                                | 0                             | 0                                | 0                             | 0                                | 0                             | 13                               | 22                            | 0.00                             | 1.000   |                                  |                                  |                                    |                                  |        |
| <b>Chris Hammond, L</b><br>ERA: 2.0                                 | 0.2                           |                                  | 3                             | 1                                | 0                            | 0                                | 0                             | 0                                | 0                             | 0                                | 0                             | 0                                | 0                             | 7                                | 11                            | 0.00                             | 1.500   |                                  |                                  |                                    |                                  |        |
| <b>Juan Acevedo, R</b><br>ERA: 5.63                                 | 1.0                           |                                  | 3                             | 0                                | 0                            | 0                                | 0                             | 0                                | 0                             | 0                                | 0                             | 0                                | 0                             | 13                               | 15                            | 0.00                             | 0.000   |                                  |                                  |                                    |                                  |        |

|     |    |
|-----|----|
| AB  | 35 |
| R   | 8  |
| H   | 9  |
| RBI | 8  |
| BB  | 8  |
| SO  | 9  |
| LOB | 21 |



|     |    |
|-----|----|
| AB  | 35 |
| R   | 3  |
| H   | 10 |
| RBI | 3  |
| BB  | 3  |
| SO  | 3  |
| LOB | 20 |





| Batter  | 1   | 2   | 3   | 4   | 5   | 6   | 7   | 8   | 9   | AB  | R   | H   | RBI   | BB  | SO  | LOB   | TOP   |   |   |   |   |   |   |   |   |
|---|---|---|---|---|---|---|---|---|---|---|---|---|---|---|---|---|---|---|---|---|---|---|---|---|---|
| Alfonso Soriano, R<br>OBP: 0.444, SLG: 0.694  | 1-2<br>HR   | 1-2<br>1B   |   | 0-0<br>25<br>G4-6-3<br>1B   | 4-0<br>1B   |   | 1-0<br>25<br>HBP<br>1B  | 0-0<br>F9   |   | 5   | 2   | 4   | 1   | 1   | 0   | 1   |   |   |   |   |   |   |   |   |   |
| Nick Johnson, L<br>OBP: 0.453, SLG: 0.529   | 1-0<br>1B   | 4-1<br>2B   |   | 1-1<br>25<br>G4-6-3<br>1B   | 0-3<br>K  |   | 1-0<br>F8   |   | 0-2<br>F7   | 5   | 1   | 2   | 0   | 1   | 1   | 3   |   |   |   |   |   |   |   |   |   |
| 25 Jason Giambi, L<br>OBP: 0.360, SLG: 0.363<br>Todd Zeile, R<br>OBP: 0.313, SLG: 0.480 | 3-1<br>L7   | 2-2<br>G4-3   |   | 1-0<br>G4-6-3   |   | 2-2<br>1B<br>20<br>1B   | 2-2<br>1B   |   | 4-2<br>20<br>55<br>1B<br>BB   | 4   | 1   | 1   | 0   | 0   | 0   | 5   |   |   |   |   |   |   |   |   |   |
| Bernie Williams, S<br>OBP: 0.490, SLG: 0.659  | 0-1<br>55<br>FC6-4<br>1B  |   | 4-2<br>20<br>HR<br>55<br>G5-3   | 1-2<br>L7   |   | 3-1<br>BB<br>20<br>1B   | 0-2<br>1B   |   | 1-3<br>K  | 5   | 1   | 3   | 2   | 1   | 1   | 2   |   |   |   |   |   |   |   |   |   |
| 55 Hideki Matsui, L<br>OBP: 0.333, SLG: 0.407   | 1-0<br>FC6-4<br>20<br>BB  |   | 3-2<br>G5-3   |   | 1-1<br>F8   | 3-1<br>P6   | 0-0<br>F8   |   | 1-1<br>20<br>1B   | 6   | 0   | 1   | 0   | 0   | 0   | 6   |   |   |   |   |   |   |   |   |   |
| 20 Jorge Posada, S<br>OBP: 0.367, SLG: 0.662  | 4-2<br>FC6<br>1B  |   | 2-2<br>HR   |   | 0-0<br>G3-1   | 2-2<br>BB<br>1B   | 0-2<br>P4   |   | 1-0<br>1B   | 5   | 1   | 3   | 4   | 1   | 0   | 2   |   |   |   |   |   |   |   |   |   |
| Robin Ventura, L<br>OBP: 0.308, SLG: 0.533  | 2-1<br>FC6  |   | 0-0<br>G4-3   |   | 2-2<br>E1<br>HR   | 2-3<br>K  |   | 2-3<br>K  | 3-3<br>K  | 6   | 1   | 0   | 0   | 0   | 3   | 6   |   |   |   |   |   |   |   |   |   |
| Raul Mondesi, R<br>OBP: 0.418, SLG: 0.700   |   | 1-2<br>G5-3   | 0-0<br>FC6-4<br>1B  |   | 1-0<br>1-H<br>HR  | 4-1<br>1-2<br>2-3<br>BB   |   | 2-2<br>L7   |   | 4   | 1   | 2   | 2   | 1   | 0   | 0   |   |   |   |   |   |   |   |   |   |
| Erick Almonte, R<br>OBP: 0.333, SLG: 0.381  |   | 3-2<br>G3-1   | 0-0<br>FC6-4  |   | 2-1<br>2B   | 2-3<br>K  |   | 2-2<br>1B   |   | 5   | 0   | 2   | 0   | 0   | 1   | 4   |   |   |   |   |   |   |   |   |   |
| <b>Inning Stats</b>   | R: 2<br>E: 0<br>K: 0<br>S: 13   | H: 3<br>LOB: 2<br>BB: 1<br>P: 25  | R: 0<br>E: 0<br>K: 0<br>S: 15   | H: 1<br>LOB: 2<br>BB: 1<br>P: 26  | R: 2<br>E: 0<br>K: 0<br>S: 13   | H: 2<br>LOB: 1<br>BB: 1<br>P: 22  | R: 0<br>E: 0<br>K: 0<br>S: 9  | H: 2<br>LOB: 1<br>BB: 0<br>P: 12  | R: 2<br>E: 1<br>K: 1<br>S: 13   | H: 2<br>LOB: 2<br>BB: 1<br>P: 23  | R: 1<br>E: 0<br>K: 2<br>S: 20   | H: 3<br>LOB: 3<br>BB: 1<br>P: 38  | R: 1<br>E: 0<br>K: 0<br>S: 12   | H: 2<br>LOB: 2<br>BB: 0<br>P: 16  | R: 0<br>E: 0<br>K: 1<br>S: 13   | H: 1<br>LOB: 1<br>BB: 0<br>P: 19  | R: 1<br>E: 0<br>K: 2<br>S: 14   | H: 2<br>LOB: 2<br>BB: 1<br>P: 24  | 1B: 13<br>2B: 2<br>3B: 0<br>HR: 3   | SF: 0<br>SAC: 0<br>DP: 1<br>HBP: 1  | WP: 0<br>PB: 1<br>SB: 1<br>CS: 0  | PA: 52  |   |   |   |
| <b>PITCHER</b>  | IP<br>WLS<br>BF<br>H<br>R<br>ER<br>SO<br>BB<br>IBB<br>HBP<br>BLK<br>WP<br>HR<br>S<br>P<br>ERA<br>WHIP | IP<br>WLS<br>BF<br>H<br>R<br>ER<br>SO<br>BB<br>IBB<br>HBP<br>BLK<br>WP<br>HR<br>S<br>P<br>ERA<br>WHIP | IP<br>WLS<br>BF<br>H<br>R<br>ER<br>SO<br>BB<br>IBB<br>HBP<br>BLK<br>WP<br>HR<br>S<br>P<br>ERA<br>WHIP | IP<br>WLS<br>BF<br>H<br>R<br>ER<br>SO<br>BB<br>IBB<br>HBP<br>BLK<br>WP<br>HR<br>S<br>P<br>ERA<br>WHIP | IP<br>WLS<br>BF<br>H<br>R<br>ER<br>SO<br>BB<br>IBB<br>HBP<br>BLK<br>WP<br>HR<br>S<br>P<br>ERA<br>WHIP | IP<br>WLS<br>BF<br>H<br>R<br>ER<br>SO<br>BB<br>IBB<br>HBP<br>BLK<br>WP<br>HR<br>S<br>P<br>ERA<br>WHIP | IP<br>WLS<br>BF<br>H<br>R<br>ER<br>SO<br>BB<br>IBB<br>HBP<br>BLK<br>WP<br>HR<br>S<br>P<br>ERA<br>WHIP | IP<br>WLS<br>BF<br>H<br>R<br>ER<br>SO<br>BB<br>IBB<br>HBP<br>BLK<br>WP<br>HR<br>S<br>P<br>ERA<br>WHIP | IP<br>WLS<br>BF<br>H<br>R<br>ER<br>SO<br>BB<br>IBB<br>HBP<br>BLK<br>WP<br>HR<br>S<br>P<br>ERA<br>WHIP | IP<br>WLS<br>BF<br>H<br>R<br>ER<br>SO<br>BB<br>IBB<br>HBP<br>BLK<br>WP<br>HR<br>S<br>P<br>ERA<br>WHIP | IP<br>WLS<br>BF<br>H<br>R<br>ER<br>SO<br>BB<br>IBB<br>HBP<br>BLK<br>WP<br>HR<br>S<br>P<br>ERA<br>WHIP | IP<br>WLS<br>BF<br>H<br>R<br>ER<br>SO<br>BB<br>IBB<br>HBP<br>BLK<br>WP<br>HR<br>S<br>P<br>ERA<br>WHIP | IP<br>WLS<br>BF<br>H<br>R<br>ER<br>SO<br>BB<br>IBB<br>HBP<br>BLK<br>WP<br>HR<br>S<br>P<br>ERA<br>WHIP | IP<br>WLS<br>BF<br>H<br>R<br>ER<br>SO<br>BB<br>IBB<br>HBP<br>BLK<br>WP<br>HR<br>S<br>P<br>ERA<br>WHIP | IP<br>WLS<br>BF<br>H<br>R<br>ER<br>SO<br>BB<br>IBB<br>HBP<br>BLK<br>WP<br>HR<br>S<br>P<br>ERA<br>WHIP | IP<br>WLS<br>BF<br>H<br>R<br>ER<br>SO<br>BB<br>IBB<br>HBP<br>BLK<br>WP<br>HR<br>S<br>P<br>ERA<br>WHIP | IP<br>WLS<br>BF<br>H<br>R<br>ER<br>SO<br>BB<br>IBB<br>HBP<br>BLK<br>WP<br>HR<br>S<br>P<br>ERA<br>WHIP | IP<br>WLS<br>BF<br>H<br>R<br>ER<br>SO<br>BB<br>IBB<br>HBP<br>BLK<br>WP<br>HR<br>S<br>P<br>ERA<br>WHIP | IP<br>WLS<br>BF<br>H<br>R<br>ER<br>SO<br>BB<br>IBB<br>HBP<br>BLK<br>WP<br>HR<br>S<br>P<br>ERA<br>WHIP | IP<br>WLS<br>BF<br>H<br>R<br>ER<br>SO<br>BB<br>IBB<br>HBP<br>BLK<br>WP<br>HR<br>S<br>P<br>ERA<br>WHIP | IP<br>WLS<br>BF<br>H<br>R<br>ER<br>SO<br>BB<br>IBB<br>HBP<br>BLK<br>WP<br>HR<br>S<br>P<br>ERA<br>WHIP | IP<br>WLS<br>BF<br>H<br>R<br>ER<br>SO<br>BB<br>IBB<br>HBP<br>BLK<br>WP<br>HR<br>S<br>P<br>ERA<br>WHIP | IP<br>WLS<br>BF<br>H<br>R<br>ER<br>SO<br>BB<br>IBB<br>HBP<br>BLK<br>WP<br>HR<br>S<br>P<br>ERA<br>WHIP | IP<br>WLS<br>BF<br>H<br>R<br>ER<br>SO<br>BB<br>IBB<br>HBP<br>BLK<br>WP<br>HR<br>S<br>P<br>ERA<br>WHIP | IP<br>WLS<br>BF<br>H<br>R<br>ER<br>SO<br>BB<br>IBB<br>HBP<br>BLK<br>WP<br>HR<br>S<br>P<br>ERA<br>WHIP |

New York Yankees @ Anaheim Angels  
Edison International Field, Anaheim, CA  
Wed Apr 23 2003, 10:05 PM EDT  
Att: 38,340 - Sunny - 60 F

|     |    |
|-----|----|
| AB  | 45 |
| R   | 9  |
| H   | 18 |
| RBI | 9  |
| BB  | 6  |
| SO  | 6  |
| LOB | 29 |



| Batter   | 1   | 2   | 3   | 4   | 5   | 6   | 7   | 8   | 9   | AB  | R   | H   | RBI   | BB  | SO  | LOB   | BOTTOM  |   |   |   |   |   |   |   |   |
|--|---|---|---|---|---|---|---|---|---|---|---|---|---|---|---|---|---|---|---|---|---|---|---|---|---|
| David Eckstein, R<br>OBP: 0.354, SLG: 0.300  |   |   | 1-1<br>F8   |   |   |   |   | 0-0<br>L6   |   | 4   | 0   | 0   | 0   | 0   | 2   | 0   |   |   |   |   |   |   |   |   |   |
| Adam Kennedy, L<br>OBP: 0.375, SLG: 0.429  | 1-0<br>1B   |   |   | 1-1<br>G4-3   |   | 3-2<br>2B<br>1B   |   | 0-1<br>2B   |   | 4   | 1   | 3   | 0   | 0   | 0   | 0   |   |   |   |   |   |   |   |   |   |
| Tim Salmon, R<br>OBP: 0.402, SLG: 0.558  | 1-3<br>K  |   |   | 2-0<br>F9   |   | 1-0<br>1-H<br>16<br>2B  |   | 1-2<br>L8   |   | 4   | 1   | 1   | 1   | 0   | 1   | 2   |   |   |   |   |   |   |   |   |   |
| 16 Garret Anderson, L<br>OBP: 0.424, SLG: 0.624  | 1-1<br>F7   |   |   | 1-1<br>G4-3   |   | 0-0<br>2-H<br>2B  |   |   | 1-1<br>G2-3   | 4   | 0   | 1   | 1   | 0   | 0   | 1   |   |   |   |   |   |   |   |   |   |
| Brad Fullmer, L<br>OBP: 0.478, SLG: 0.617<br>Shawn Wooten, R<br>OBP: 0.367, SLG: 0.429 |   | 2-3<br>K  |   |   | 3-2<br>1B   | 0-1<br>G4-3   |   |   | 0-1<br>F8   | 3   | 0   | 1   | 0   | 0   | 1   | 1   |   |   |   |   |   |   |   |   |   |
| Troy Glaus, R<br>OBP: 0.329, SLG: 0.451  | 1-0<br>F9   |   |   |   | 3-2<br>F8   |   | 0-3<br>K  |   | 2-2<br>G5-3   | 4   | 0   | 0   | 0   | 0   | 1   | 1   |   |   |   |   |   |   |   |   |   |
| Scott Spiezio, S<br>OBP: 0.273, SLG: 0.338   |   | 3-2<br>G3   |   |   | 2-2<br>F7   |   | 1-2<br>F8   |   |   | 3   | 0   | 0   | 0   | 0   | 0   | 1   |   |   |   |   |   |   |   |   |   |
| Bengie Molina, R<br>OBP: 0.279, SLG: 0.318   |   |   | 3-1<br>F9   |   |   |   |   |   |   | 3   | 0   | 0   | 0   | 0   | 1   | 1   |   |   |   |   |   |   |   |   |   |
| Eric Owens, R<br>OBP: 0.297, SLG: 0.265  |   |   | 0-0<br>G1-3   |   |   | 1-1<br>B5-3   |   | 2-2<br>G5-3   |   | 3   | 0   | 0   | 0   | 0   | 0   | 0   |   |   |   |   |   |   |   |   |   |
| <b>Inning Stats</b>  | R: 0<br>E: 0<br>K: 2<br>S: 9  | H: 1<br>LOB: 0<br>BB: 0<br>P: 13  | R: 0<br>E: 0<br>K: 1<br>S: 10   | H: 0<br>LOB: 0<br>BB: 0<br>P: 16  | R: 0<br>E: 0<br>K: 0<br>S: 5  | H: 0<br>LOB: 0<br>BB: 0<br>P: 9   | R: 0<br>E: 0<br>K: 0<br>S: 5  | H: 0<br>LOB: 0<br>BB: 0<br>P: 9   | R: 0<br>E: 0<br>K: 1<br>S: 13   | H: 1<br>LOB: 1<br>BB: 0<br>P: 22  | R: 2<br>E: 0<br>K: 1<br>S: 13   | H: 3<br>LOB: 1<br>BB: 0<br>P: 18  | R: 0<br>E: 0<br>K: 1<br>S: 9  | H: 0<br>LOB: 0<br>BB: 0<br>P: 10  | R: 0<br>E: 0<br>K: 0<br>S: 9  | H: 1<br>LOB: 1<br>BB: 0<br>P: 12  | R: 0<br>E: 0<br>K: 0<br>S: 8  | H: 0<br>LOB: 0<br>BB: 0<br>P: 11  | 1B: 3<br>2B: 3<br>3B: 0<br>HR: 0  | SF: 0<br>SAC: 0<br>DP: 0<br>HBP: 0  | WP: 0<br>PB: 0<br>SB: 0<br>CS: 0  | PA: 33  |   |   |   |
| <b>PITCHER</b>   | IP<br>WLS<br>BF<br>H<br>R<br>ER<br>SO<br>BB<br>IBB<br>HBP<br>BLK<br>WP<br>HR<br>S<br>P<br>ERA<br>WHIP | IP<br>WLS<br>BF<br>H<br>R<br>ER<br>SO<br>BB<br>IBB<br>HBP<br>BLK<br>WP<br>HR<br>S<br>P<br>ERA<br>WHIP | IP<br>WLS<br>BF<br>H<br>R<br>ER<br>SO<br>BB<br>IBB<br>HBP<br>BLK<br>WP<br>HR<br>S<br>P<br>ERA<br>WHIP | IP<br>WLS<br>BF<br>H<br>R<br>ER<br>SO<br>BB<br>IBB<br>HBP<br>BLK<br>WP<br>HR<br>S<br>P<br>ERA<br>WHIP | IP<br>WLS<br>BF<br>H<br>R<br>ER<br>SO<br>BB<br>IBB<br>HBP<br>BLK<br>WP<br>HR<br>S<br>P<br>ERA<br>WHIP | IP<br>WLS<br>BF<br>H<br>R<br>ER<br>SO<br>BB<br>IBB<br>HBP<br>BLK<br>WP<br>HR<br>S<br>P<br>ERA<br>WHIP | IP<br>WLS<br>BF<br>H<br>R<br>ER<br>SO<br>BB<br>IBB<br>HBP<br>BLK<br>WP<br>HR<br>S<br>P<br>ERA<br>WHIP | IP<br>WLS<br>BF<br>H<br>R<br>ER<br>SO<br>BB<br>IBB<br>HBP<br>BLK<br>WP<br>HR<br>S<br>P<br>ERA<br>WHIP | IP<br>WLS<br>BF<br>H<br>R<br>ER<br>SO<br>BB<br>IBB<br>HBP<br>BLK<br>WP<br>HR<br>S<br>P<br>ERA<br>WHIP | IP<br>WLS<br>BF<br>H<br>R<br>ER<br>SO<br>BB<br>IBB<br>HBP<br>BLK<br>WP<br>HR<br>S<br>P<br>ERA<br>WHIP | IP<br>WLS<br>BF<br>H<br>R<br>ER<br>SO<br>BB<br>IBB<br>HBP<br>BLK<br>WP<br>HR<br>S<br>P<br>ERA<br>WHIP | IP<br>WLS<br>BF<br>H<br>R<br>ER<br>SO<br>BB<br>IBB<br>HBP<br>BLK<br>WP<br>HR<br>S<br>P<br>ERA<br>WHIP | IP<br>WLS<br>BF<br>H<br>R<br>ER<br>SO<br>BB<br>IBB<br>HBP<br>BLK<br>WP<br>HR<br>S<br>P<br>ERA<br>WHIP | IP<br>WLS<br>BF<br>H<br>R<br>ER<br>SO<br>BB<br>IBB<br>HBP<br>BLK<br>WP<br>HR<br>S<br>P<br>ERA<br>WHIP | IP<br>WLS<br>BF<br>H<br>R<br>ER<br>SO<br>BB<br>IBB<br>HBP<br>BLK<br>WP<br>HR<br>S<br>P<br>ERA<br>WHIP | IP<br>WLS<br>BF<br>H<br>R<br>ER<br>SO<br>BB<br>IBB<br>HBP<br>BLK<br>WP<br>HR<br>S<br>P<br>ERA<br>WHIP | IP<br>WLS<br>BF<br>H<br>R<br>ER<br>SO<br>BB<br>IBB<br>HBP<br>BLK<br>WP<br>HR<br>S<br>P<br>ERA<br>WHIP | IP<br>WLS<br>BF<br>H<br>R<br>ER<br>SO<br>BB<br>IBB<br>HBP<br>BLK<br>WP<br>HR<br>S<br>P<br>ERA<br>WHIP | IP<br>WLS<br>BF<br>H<br>R<br>ER<br>SO<br>BB<br>IBB<br>HBP<br>BLK<br>WP<br>HR<br>S<br>P<br>ERA<br>WHIP | IP<br>WLS<br>BF<br>H<br>R<br>ER<br>SO<br>BB<br>IBB<br>HBP<br>BLK<br>WP<br>HR<br>S<br>P<br>ERA<br>WHIP | IP<br>WLS<br>BF<br>H<br>R<br>ER<br>SO<br>BB<br>IBB<br>HBP<br>BLK<br>WP<br>HR<br>S<br>P<br>ERA<br>WHIP | IP<br>WLS<br>BF<br>H<br>R<br>ER<br>SO<br>BB<br>IBB<br>HBP<br>BLK<br>WP<br>HR<br>S<br>P<br>ERA<br>WHIP | IP<br>WLS<br>BF<br>H<br>R<br>ER<br>SO<br>BB<br>IBB<br>HBP<br>BLK<br>WP<br>HR<br>S<br>P<br>ERA<br>WHIP | IP<br>WLS<br>BF<br>H<br>R<br>ER<br>SO<br>BB<br>IBB<br>HBP<br>BLK<br>WP<br>HR<br>S<br>P<br>ERA<br>WHIP | IP<br>WLS<br>BF<br>H<br>R<br>ER<br>SO<br>BB<br>IBB<br>HBP<br>BLK<br>WP<br>HR<br>S<br>P<br>ERA<br>WHIP |

New York Yankees @ Anaheim Angels  
Edison International Field, Anaheim, CA  
Wed Apr 23 2003, 10:05 PM EDT  
Att: 38,340 - Sunny - 60 F


|     |    |
|-----|----|
| AB  | 33 |
| R   | 2  |
| H   | 6  |
| RBI | 2  |
| BB  | 0  |
| SO  | 6  |
| LOB | 7  |





| Batter   | 1   | 2                                | 3                                    | 4                                | 5                                     | 6                                | 7                                     | 8                                | 9                                     | AB R H RBI BB SO LOB             | TOP  |   |                                      |                                  |                                  |                                    |                                  |        |
|--|---|----------------------------------|--------------------------------------|----------------------------------|---------------------------------------|----------------------------------|---------------------------------------|----------------------------------|---------------------------------------|----------------------------------|--|---|--------------------------------------|----------------------------------|----------------------------------|------------------------------------|----------------------------------|--------|
| Alfonso Soriano, R (1, 4)<br>OBP: 0.434, SLG: 0.670  | 1-2 L7  |                                  |                                      | 1-1 G6-3                         | 2-1 1B                                |                                  | 1-3 K                                 |                                  | 0-2 G6-3                              | 5 0 1 0 0 1 0                    | <b>New York Yankees @ Anaheim Angels</b><br>Edison International Field, Anaheim, CA<br>Thu Apr 24 2003, 10:05 PM EDT<br>Att: 39,169 - Sunny - 62 F |   |                                      |                                  |                                  |                                    |                                  |        |
| Nick Johnson, L (1, 3)<br>OBP: 0.451, SLG: 0.507     | 0-0 F7  |                                  |                                      | 4-2 20 1B 55 1B G5-3 BB          | 1-3 K                                 |                                  | 4-2 BB                                | 1-2 G4-3                         | 3 1 0 0 2 1 2                         |                                  |  |   |                                      |                                  |                                  |                                    |                                  |        |
| Bernie Williams, S (1, 8)<br>OBP: 0.481, SLG: 0.674  | 1-3 K   |                                  |                                      | 0-0 G5-3                         |                                       | 3-2 HR                           | 1-1 F7                                |                                  | 4 1 1 1 0 1 2                         |                                  |  |   |                                      |                                  |                                  |                                    |                                  |        |
| 20 Jorge Posada, S (1, 2)<br>OBP: 0.373, SLG: 0.653  |   | 1-3 K                            |                                      | 0-1 55 1B 1B                     |                                       | 1-1 1B 55 1B                     |                                       |                                  | 4 0 2 0 0 2 1                         |                                  |  |   |                                      |                                  |                                  |                                    |                                  |        |
| 55 Hideki Matsui, L (1, 7)<br>OBP: 0.340, SLG: 0.411 |   | 1-2 G4-3                         |                                      | 1-0 1B                           |                                       | 2-1 1B                           |                                       |                                  | 4 0 2 1 0 1 0                         |                                  |  |   |                                      |                                  |                                  |                                    |                                  |        |
| Raul Mondesi, R (1, 9)<br>OBP: 0.411, SLG: 0.679     |   | 3-2 F8                           |                                      | 1-3 3-H 1B                       |                                       | 1-0 F7                           |                                       |                                  | 4 0 1 0 0 1 4                         |                                  |  |   |                                      |                                  |                                  |                                    |                                  |        |
| Robin Ventura, L (1, 5)<br>OBP: 0.304, SLG: 0.516    |   |                                  | 2-0 P5                               |                                  | 0-1 G1-3                              | 1-0 1B                           |                                       | 1-0 G4-3                         | 4 0 1 0 0 0 1                         |                                  |  |   |                                      |                                  |                                  |                                    |                                  |        |
| Todd Zeile, R (1, 10)<br>OBP: 0.306, SLG: 0.448      |   |                                  | 3-3 K                                |                                  | 2-0 1B                                | 2-3 K                            |                                       | 3-1 G5-3                         | 4 0 1 0 0 2 4                         |                                  |  |   |                                      |                                  |                                  |                                    |                                  |        |
| Enrique Wilson, S (1, 6)<br>OBP: 0.278, SLG: 0.353   |   |                                  | 3-2 F8                               |                                  | 2-2 F8                                | 3-3 K                            |                                       |                                  | 2 0 0 0 0 0 1                         |                                  |  |   |                                      |                                  |                                  |                                    |                                  |        |
| 25 Jason Giambi, L (6, PH)<br>OBP: 0.356, SLG: 0.358 |   |                                  |                                      |                                  |                                       |                                  |                                       | 0-2 F9                           | 1 0 0 0 0 1 3                         |                                  |  |   |                                      |                                  |                                  |                                    |                                  |        |
| Erick Almonte, R (6, 6)<br>OBP: 0.329, SLG: 0.375    |   |                                  |                                      |                                  |                                       |                                  |                                       |                                  | 1 0 0 0 0 0 0                         |                                  |  |   |                                      |                                  |                                  |                                    |                                  |        |
| <b>Inning Stats</b>                                  | R: 0<br>H: 0<br>E: 0<br>K: 1<br>S: 9                  | H: 0<br>LOB: 0<br>BB: 0<br>P: 11 | R: 0<br>H: 0<br>E: 0<br>K: 1<br>S: 9 | H: 0<br>LOB: 0<br>BB: 0<br>P: 14 | R: 0<br>H: 0<br>E: 0<br>K: 1<br>S: 11 | H: 0<br>LOB: 0<br>BB: 0<br>P: 19 | R: 1<br>H: 2<br>E: 0<br>K: 1<br>S: 12 | H: 2<br>LOB: 2<br>BB: 1<br>P: 19 | R: 0<br>H: 2<br>E: 0<br>K: 2<br>S: 18 | H: 4<br>LOB: 3<br>BB: 0<br>P: 31 | R: 0<br>H: 0<br>E: 0<br>K: 2<br>S: 14  | H: 1<br>LOB: 1<br>BB: 1<br>P: 22                      | R: 0<br>H: 1<br>E: 0<br>K: 1<br>S: 7 | H: 0<br>LOB: 0<br>BB: 0<br>P: 10 | 1B: 8<br>2B: 0<br>3B: 0<br>HR: 1 | SF: 0<br>SAC: 0<br>DP: 0<br>HBP: 0 | WP: 0<br>PB: 0<br>SB: 0<br>CS: 0 | PA: 38 |
| <b>PITCHER</b>                                       | IP WLS BF H R ER SO BB IBB HBP BLK WP HR S P ERA WHIP |                                  |                                      |                                  |                                       |                                  |                                       |                                  |                                       |                                  |  | IP WLS BF H R ER SO BB IBB HBP BLK WP HR S P ERA WHIP |                                      |                                  |                                  |                                    |                                  |        |
| Ramon Ortiz, R (1, 1)<br>ERA: 5.40                   | 5.1 W 25 8 2 2 5 1 0 0 0 0 1 62 99 3.38 1.688         |                                  |                                      |                                  |                                       |                                  |                                       |                                  |                                       |                                  |  |   |                                      |                                  |                                  |                                    |                                  |        |
| Brendan Donnelly, R (6, 1)<br>ERA: 0.68              | 1.2 H 6 0 0 0 4 1 0 0 0 0 0 23 36 0.00 0.600          |                                  |                                      |                                  |                                       |                                  |                                       |                                  |                                       |                                  |  |   |                                      |                                  |                                  |                                    |                                  |        |
| Ben Weber, R (8, 1)<br>ERA: 0.68                     | 1.0 4 1 0 0 1 0 0 0 0 0 0 7 12 0.00 1.000             |                                  |                                      |                                  |                                       |                                  |                                       |                                  |                                       |                                  |  |   |                                      |                                  |                                  |                                    |                                  |        |
| Troy Percival, R (9, 1)<br>ERA: 4.5                  | 1.0 3 0 0 0 0 0 0 0 0 0 0 9 10 0.00 0.000             |                                  |                                      |                                  |                                       |                                  |                                       |                                  |                                       |                                  |  |   |                                      |                                  |                                  |                                    |                                  |        |

|     |    |
|-----|----|
| AB  | 36 |
| R   | 2  |
| H   | 9  |
| RBI | 2  |
| BB  | 2  |
| SO  | 10 |
| LOB | 18 |



| Batter   | 1   | 2                                | 3                                     | 4                                | 5                                    | 6                               | 7                                    | 8                               | 9                                     | AB R H RBI BB SO LOB             | BOTTOM   |   |                                      |                                 |                                      |                                  |                                  |                                    |                                  |        |
|--|---|----------------------------------|---------------------------------------|----------------------------------|--------------------------------------|---------------------------------|--------------------------------------|---------------------------------|---------------------------------------|----------------------------------|--|---|--------------------------------------|---------------------------------|--------------------------------------|----------------------------------|----------------------------------|------------------------------------|----------------------------------|--------|
| David Eckstein, R (1, 6)<br>OBP: 0.360, SLG: 0.310     | 2-1 F8  | 0-2 S 1B                         |                                       |                                  | 2-2 F7                               | 2-2 1B                          |                                      |                                 |                                       | 4 0 2 0 0 0 0                    | <b>New York Yankees @ Anaheim Angels</b><br>Edison International Field, Anaheim, CA<br>Thu Apr 24 2003, 10:05 PM EDT<br>Att: 39,169 - Sunny - 62 F |   |                                      |                                 |                                      |                                  |                                  |                                    |                                  |        |
| Eric Owens, R (1, 8)<br>OBP: 0.317, SLG: 0.270         | 3-2 G6-3  | 4-0 1B                           |                                       |                                  | 0-1 16 1B S 2B                       | 3-2 G6-3                        |                                      |                                 |                                       | 3 1 1 0 1 0 1                    |  |   |                                      |                                 |                                      |                                  |                                  |                                    |                                  |        |
| Tim Salmon, R (1, 9)<br>OBP: 0.407, SLG: 0.588         | 1-0 1B  | 3-3 K                            |                                       |                                  | 4-2 16 1B 2B                         | 1-2 2B                          |                                      |                                 |                                       | 3 2 1 1 1 1 2                    |  |   |                                      |                                 |                                      |                                  |                                  |                                    |                                  |        |
| Jeff DaVanon, S (8, 9)<br>OBP: 0.337, SLG: 0.459       | 1-2 HR  | 1-3 K                            |                                       |                                  | 1-2 2B                               | 1-2 1B                          |                                      |                                 |                                       | 0 0 0 0 0 0 0                    |  |   |                                      |                                 |                                      |                                  |                                  |                                    |                                  |        |
| 16 Garret Anderson, L (1, 7)<br>OBP: 0.417, SLG: 0.607 | 1-2 G1-3  |                                  | 1-3 K                                 |                                  | 1-2 2B                               | 1-2 1B                          |                                      | 0-3 K                           |                                       | 4 0 1 0 0 2 0                    |  |   |                                      |                                 |                                      |                                  |                                  |                                    |                                  |        |
| Troy Glaus, R (1, 5)<br>OBP: 0.337, SLG: 0.459         |   | 4-1 1B                           | 1-0 G4-3                              |                                  | 0-0 1B                               | 1-3 2B                          |                                      | 0-0 G4-3                        |                                       | 3 1 1 2 1 0 0                    |  |   |                                      |                                 |                                      |                                  |                                  |                                    |                                  |        |
| Shawn Woolen, R (1, 10)<br>OBP: 0.324, SLG: 0.375      |   | 0-1 L7                           | 1-0 L1                                |                                  | 1-3 3-H 2B                           | 2-2 FC5-2-5-1                   |                                      | 1-1 G5-3                        |                                       | 4 0 0 0 0 0 3                    |  |   |                                      |                                 |                                      |                                  |                                  |                                    |                                  |        |
| Scott Spiezio, S (1, 3)<br>OBP: 0.284, SLG: 0.347      |   | 2-2 HR                           |                                       |                                  | 0-0 F7                               | 3-2 L6                          |                                      | 2-1 1B                          |                                       | 4 1 2 0 0 0 2                    |  |   |                                      |                                 |                                      |                                  |                                  |                                    |                                  |        |
| Bengie Molina, R (1, 2)<br>OBP: 0.292, SLG: 0.371      |   | 1-0 1B                           |                                       |                                  | 0-2 1B                               |                                 |                                      | 1-1 G6-3                        |                                       | 4 1 2 3 0 1 1                    |  |   |                                      |                                 |                                      |                                  |                                  |                                    |                                  |        |
| Benji Gil, R (1, 4)<br>OBP: 0.050, SLG: 0.050          |   |                                  |                                       |                                  | 2-0 G6-4-3 1B                        | 2-3 K2-3                        |                                      |                                 |                                       | 3 0 0 0 0 2 1                    |  |   |                                      |                                 |                                      |                                  |                                  |                                    |                                  |        |
| <b>Inning Stats</b>                                    | R: 1<br>H: 1<br>E: 0<br>K: 0<br>S: 9                  | H: 3<br>LOB: 2<br>BB: 2<br>P: 33 | R: 3<br>H: 3<br>E: 0<br>K: 2<br>S: 18 | H: 3<br>LOB: 2<br>BB: 2<br>P: 33 | R: 0<br>H: 0<br>E: 0<br>K: 1<br>S: 5 | H: 0<br>LOB: 0<br>BB: 0<br>P: 8 | R: 0<br>H: 1<br>E: 0<br>K: 0<br>S: 6 | H: 1<br>LOB: 0<br>BB: 0<br>P: 8 | R: 2<br>H: 3<br>E: 0<br>K: 0<br>S: 19 | H: 3<br>LOB: 2<br>BB: 1<br>P: 31 | R: 0<br>H: 1<br>E: 0<br>K: 2<br>S: 17  | H: 1<br>LOB: 1<br>BB: 0<br>P: 25                      | R: 0<br>H: 0<br>E: 0<br>K: 1<br>S: 5 | H: 0<br>LOB: 0<br>BB: 0<br>P: 7 | R: 0<br>H: 1<br>E: 0<br>K: 0<br>S: 6 | H: 1<br>LOB: 0<br>BB: 0<br>P: 10 | 1B: 7<br>2B: 1<br>3B: 0<br>HR: 2 | SF: 0<br>SAC: 0<br>DP: 1<br>HBP: 0 | WP: 0<br>PB: 0<br>SB: 3<br>CS: 1 | PA: 35 |
| <b>PITCHER</b>   | IP WLS BF H R ER SO BB IBB HBP BLK WP HR S P ERA WHIP |                                  |                                       |                                  |                                      |                                 |                                      |                                 |                                       |                                  |  | IP WLS BF H R ER SO BB IBB HBP BLK WP HR S P ERA WHIP |                                      |                                 |                                      |                                  |                                  |                                    |                                  |        |
| Andy Pettitte, L (1, 1)<br>ERA: 4.91                   | 5.0 L 25 8 6 6 3 3 0 0 0 0 0 2 57 96 10.80 2.200      |                                  |                                       |                                  |                                      |                                 |                                      |                                 |                                       |                                  |  |   |                                      |                                 |                                      |                                  |                                  |                                    |                                  |        |
| Sterling Hitchcock, L (6, 1)<br>ERA: 3.38              | 3.0 10 2 0 0 3 0 0 0 0 0 0 0 28 42 0.00 0.667         |                                  |                                       |                                  |                                      |                                 |                                      |                                 |                                       |                                  |  |   |                                      |                                 |                                      |                                  |                                  |                                    |                                  |        |

|     |    |
|-----|----|
| AB  | 32 |
| R   | 6  |
| H   | 10 |
| RBI | 6  |
| BB  | 3  |
| SO  | 6  |
| LOB | 10 |





| Batter  | 1                            | 2                                | 3                            | 4                                | 5                             | 6                                | 7                             | 8                                | 9                            | AB                               | R                             | H                                | RBI                          | BB                              | SO                            | LOB                              | TOP                          |                                  |                                  |                                    |                                  |        |
|---|------------------------------|----------------------------------|------------------------------|----------------------------------|-------------------------------|----------------------------------|-------------------------------|----------------------------------|------------------------------|----------------------------------|-------------------------------|----------------------------------|------------------------------|---------------------------------|-------------------------------|----------------------------------|------------------------------|----------------------------------|----------------------------------|------------------------------------|----------------------------------|--------|
| <b>Damian Jackson, R</b><br>OBP: 0.348, SLG: 0.250<br>(1, 8)    | F8                           |                                  | F8                           |                                  | F8                            |                                  | G4-3                          |                                  | L8                           | 4                                | 0                             | 0                                | 0                            | 1                               | 0                             | 1                                |                              |                                  |                                  |                                    |                                  |        |
| <b>Todd Walker, L</b><br>OBP: 0.347, SLG: 0.386<br>(1, 4)       | P5                           |                                  | SF8                          |                                  | G4-3                          |                                  |                               |                                  | G4-6-3                       | 4                                | 0                             | 1                                | 1                            | 0                               | 0                             | 1                                |                              |                                  |                                  |                                    |                                  |        |
| <b>Nomar Garciaparra, R</b><br>OBP: 0.299, SLG: 0.495<br>(1, 6) | K                            |                                  | F9                           |                                  | G5-3                          |                                  |                               |                                  |                              | 4                                | 0                             | 0                                | 0                            | 0                               | 1                             | 3                                |                              |                                  |                                  |                                    |                                  |        |
| <b>Manny Ramirez, R</b><br>OBP: 0.414, SLG: 0.523<br>(1, 7)     |                              | G6-4-3<br>BB                     |                              | F8<br>WP<br>1B<br>HBP            |                               |                                  | F9                            |                                  | G4-3                         | 2                                | 1                             | 0                                | 0                            | 1                               | 0                             | 0                                |                              |                                  |                                  |                                    |                                  |        |
| <b>Kevin Millar, R</b><br>OBP: 0.384, SLG: 0.584<br>(1, 3)      |                              | G6-4-3                           |                              | F8                               |                               |                                  | HR<br>1B                      |                                  |                              | 4                                | 1                             | 2                                | 0                            | 0                               | 0                             | 2                                |                              |                                  |                                  |                                    |                                  |        |
| <b>Shea Hillenbrand, R</b><br>OBP: 0.366, SLG: 0.454<br>(1, 10) |                              | G4-3                             |                              | 2B<br>1B                         |                               |                                  | HR                            |                                  | P4                           | 4                                | 2                             | 2                                | 3                            | 0                               | 0                             | 1                                |                              |                                  |                                  |                                    |                                  |        |
| <b>Bill Mueller, S</b><br>OBP: 0.375, SLG: 0.475<br>(1, 5)      |                              |                                  |                              | BB<br>SF8<br>BB                  |                               |                                  | L1                            |                                  |                              | 2                                | 1                             | 1                                | 1                            | 2                               | 0                             | 0                                |                              |                                  |                                  |                                    |                                  |        |
| <b>Trot Nixon, L</b><br>OBP: 0.421, SLG: 0.508<br>(1, 9)        |                              |                                  | L8                           |                                  | F8                            |                                  | G3-1                          |                                  | K                            | 4                                | 0                             | 0                                | 0                            | 0                               | 1                             | 4                                |                              |                                  |                                  |                                    |                                  |        |
| <b>Doug Mirabeli, R</b><br>OBP: 0.241, SLG: 0.444<br>(1, 2)     |                              |                                  |                              |                                  | G3                            |                                  |                               |                                  | F7                           | 3                                | 0                             | 1                                | 0                            | 1                               | 0                             | 1                                |                              |                                  |                                  |                                    |                                  |        |
| <b>Inning Stats</b>   | R: 0<br>E: 0<br>K: 1<br>S: 8 | H: 0<br>LOB: 0<br>BB: 0<br>P: 13 | R: 0<br>E: 0<br>K: 0<br>S: 7 | H: 0<br>LOB: 0<br>BB: 1<br>P: 12 | R: 1<br>E: 0<br>K: 0<br>S: 14 | H: 1<br>LOB: 2<br>BB: 2<br>P: 27 | R: 2<br>E: 0<br>K: 0<br>S: 17 | H: 2<br>LOB: 1<br>BB: 0<br>P: 24 | R: 0<br>E: 0<br>K: 0<br>S: 5 | H: 0<br>LOB: 0<br>BB: 0<br>P: 10 | R: 2<br>E: 0<br>K: 0<br>S: 10 | H: 2<br>LOB: 1<br>BB: 0<br>P: 10 | R: 0<br>E: 0<br>K: 0<br>S: 6 | H: 1<br>LOB: 1<br>BB: 0<br>P: 9 | R: 0<br>E: 0<br>K: 1<br>S: 13 | H: 1<br>LOB: 2<br>BB: 1<br>P: 21 | R: 0<br>E: 0<br>K: 0<br>S: 7 | H: 0<br>LOB: 0<br>BB: 1<br>P: 11 | 1B: 5<br>2B: 1<br>3B: 0<br>HR: 1 | SF: 1<br>SAC: 0<br>DP: 2<br>HBP: 1 | WP: 1<br>PB: 0<br>SB: 0<br>CS: 0 | PA: 38 |
| <b>PITCHER</b>  | IP                           | WLS                              | BF                           | H                                | R                             | ER                               | SO                            | BB                               | IBB                          | HBP                              | BLK                           | WP                               | HR                           | S                               | P                             | ERA                              | WHIP                         |                                  |                                  |                                    |                                  |        |
| <b>Jarrod Washburn, L</b><br>ERA: 4.76<br>(1, 1)                | 7.0                          | L                                | 30                           | 6                                | 5                             | 5                                | 1                             | 3                                | 0                            | 1                                | 0                             | 1                                | 1                            | 67                              | 105                           | 6.43                             | 1.286                        |                                  |                                  |                                    |                                  |        |
| <b>Derrick Turnbow, R</b><br>ERA: 3.99<br>(8, 1)                | 1.1                          |                                  | 7                            | 1                                | 0                             | 0                                | 1                             | 2                                | 0                            | 0                                | 0                             | 0                                | 0                            | 19                              | 31                            | 0.00                             | 2.250                        |                                  |                                  |                                    |                                  |        |
| <b>Rich Rodriguez, L</b><br>ERA: 4.5<br>(9, 1)                  | 0.2                          |                                  | 1                            | 0                                | 0                             | 0                                | 0                             | 0                                | 0                            | 0                                | 0                             | 0                                | 0                            | 1                               | 1                             | 0.00                             | 0.000                        |                                  |                                  |                                    |                                  |        |

**Boston Red Sox @ Anaheim Angels**  
Edison International Field, Anaheim, CA  
Fri Apr 25 2003, 10:05 PM EDT  
Att: 37,203 - Cloudy - 63 F

AB 31  
R 5  
H 7  
RBI 5  
BB 5  
SO 2  
LOB 13



| Batter  | 1                             | 2                                | 3                            | 4                                | 5                             | 6                                | 7                             | 8                                | 9                            | AB                               | R                             | H                                | RBI                          | BB                               | SO                            | LOB                              | BOTTOM                       |                                  |                                  |                                    |                                  |        |
|---|-------------------------------|----------------------------------|------------------------------|----------------------------------|-------------------------------|----------------------------------|-------------------------------|----------------------------------|------------------------------|----------------------------------|-------------------------------|----------------------------------|------------------------------|----------------------------------|-------------------------------|----------------------------------|------------------------------|----------------------------------|----------------------------------|------------------------------------|----------------------------------|--------|
| <b>David Eckstein, R</b><br>OBP: 0.365, SLG: 0.330<br>(1, 6)          | 1B<br>2B                      |                                  | FC1-6<br>S<br>WP<br>1-2      |                                  |                               | K                                |                               |                                  |                              | 4                                | 1                             | 2                                | 0                            | 0                                | 1                             | 1                                |                              |                                  |                                  |                                    |                                  |        |
| <b>Eric Owens, R</b><br>OBP: 0.295, SLG: 0.250<br>(1, 8)              |                               |                                  |                              |                                  |                               | K                                |                               |                                  |                              | 3                                | 0                             | 0                                | 0                            | 0                                | 2                             | 2                                |                              |                                  |                                  |                                    |                                  |        |
| <b>Jeff DaVanon, S</b><br>OBP: 0.250, SLG: 0.250<br>(8, PH)<br>(9, 8) | G1-3                          |                                  | K                            |                                  |                               | K                                |                               |                                  |                              | 1                                | 0                             | 1                                | 1                            | 0                                | 0                             | 0                                |                              |                                  |                                  |                                    |                                  |        |
| <b>Tim Salmon, R</b><br>OBP: 0.411, SLG: 0.583<br>(1, 9)              | 1B<br>2B                      |                                  | K                            |                                  |                               | F8                               |                               |                                  |                              | 4                                | 0                             | 2                                | 1                            | 0                                | 1                             | 1                                |                              |                                  |                                  |                                    |                                  |        |
| <b>16 Garret Anderson, L</b><br>OBP: 0.410, SLG: 0.602<br>(1, 7)      | 2B                            |                                  |                              |                                  |                               |                                  | P4                            |                                  | K                            | 4                                | 0                             | 1                                | 0                            | 0                                | 2                             | 2                                |                              |                                  |                                  |                                    |                                  |        |
| <b>Troy Glaus, R</b><br>OBP: 0.341, SLG: 0.461<br>(1, 5)              |                               |                                  |                              |                                  |                               |                                  | P5                            |                                  |                              | 2                                | 0                             | 1                                | 0                            | 0                                | 0                             | 2                                |                              |                                  |                                  |                                    |                                  |        |
| <b>Adam Kennedy, L</b><br>OBP: 0.385, SLG: 0.409<br>(4, PR)<br>(5, 4) | F7                            |                                  |                              |                                  |                               |                                  |                               |                                  | 1B<br>BB                     | 1                                | 0                             | 0                                | 0                            | 1                                | 0                             | 0                                |                              |                                  |                                  |                                    |                                  |        |
| <b>Shawn Wooten, R</b><br>OBP: 0.316, SLG: 0.361<br>(1, 10)           |                               | P4                               |                              |                                  |                               |                                  | F9                            |                                  | G6-4-3<br>1B                 | 4                                | 0                             | 1                                | 0                            | 0                                | 0                             | 1                                |                              |                                  |                                  |                                    |                                  |        |
| <b>Scott Spiezio, S</b><br>OBP: 0.282, SLG: 0.342<br>(5, 5)           |                               | F8                               |                              |                                  |                               |                                  | CS                            |                                  | F7                           | 4                                | 0                             | 1                                | 0                            | 0                                | 0                             | 2                                |                              |                                  |                                  |                                    |                                  |        |
| <b>Bengie Molina, R</b><br>OBP: 0.276, SLG: 0.351<br>(1, 2)           |                               | F9                               |                              |                                  |                               |                                  |                               |                                  | F7                           | 4                                | 0                             | 0                                | 0                            | 0                                | 0                             | 3                                |                              |                                  |                                  |                                    |                                  |        |
| <b>Benji Gil, R</b><br>OBP: 0.091, SLG: 0.048<br>(5, 3)               |                               |                                  |                              |                                  |                               |                                  |                               |                                  |                              | 1                                | 0                             | 0                                | 0                            | 1                                | 0                             | 0                                |                              |                                  |                                  |                                    |                                  |        |
| <b>Brad Fullmer, L</b><br>OBP: 0.486, SLG: 0.639<br>(8, PH)<br>(9, 3) |                               |                                  |                              |                                  |                               |                                  | FC1-6<br>BB                   |                                  | 1B<br>2B                     | 1                                | 1                             | 1                                | 0                            | 0                                | 0                             | 0                                |                              |                                  |                                  |                                    |                                  |        |
| <b>Inning Stats</b>   | R: 0<br>E: 0<br>K: 0<br>S: 15 | H: 3<br>LOB: 2<br>BB: 0<br>P: 19 | R: 0<br>E: 0<br>K: 0<br>S: 9 | H: 0<br>LOB: 0<br>BB: 0<br>P: 12 | R: 0<br>E: 0<br>K: 2<br>S: 15 | H: 0<br>LOB: 1<br>BB: 1<br>P: 25 | R: 0<br>E: 0<br>K: 1<br>S: 11 | H: 1<br>LOB: 1<br>BB: 0<br>P: 14 | R: 0<br>E: 0<br>K: 0<br>S: 6 | H: 1<br>LOB: 0<br>BB: 0<br>P: 10 | R: 0<br>E: 0<br>K: 2<br>S: 10 | H: 0<br>LOB: 0<br>BB: 0<br>P: 12 | R: 0<br>E: 0<br>K: 0<br>S: 8 | H: 0<br>LOB: 0<br>BB: 0<br>P: 13 | R: 2<br>E: 0<br>K: 1<br>S: 16 | H: 4<br>LOB: 2<br>BB: 0<br>P: 27 | R: 0<br>E: 0<br>K: 0<br>S: 4 | H: 1<br>LOB: 1<br>BB: 1<br>P: 10 | 1B: 7<br>2B: 3<br>3B: 0<br>HR: 0 | SF: 0<br>SAC: 0<br>DP: 2<br>HBP: 0 | WP: 1<br>PB: 0<br>SB: 1<br>CS: 1 | PA: 36 |
| <b>PITCHER</b>  | IP                            | WLS                              | BF                           | H                                | R                             | ER                               | SO                            | BB                               | IBB                          | HBP                              | BLK                           | WP                               | HR                           | S                                | P                             | ERA                              | WHIP                         |                                  |                                  |                                    |                                  |        |
| <b>Casey Fossum, L</b><br>ERA: 3.94<br>(1, 1)                         | 7.0                           | W                                | 24                           | 5                                | 0                             | 0                                | 5                             | 1                                | 0                            | 0                                | 0                             | 0                                | 0                            | 74                               | 105                           | 0.00                             | 0.857                        |                                  |                                  |                                    |                                  |        |
| <b>50 Mike Timlin, R</b><br>ERA: 5.52<br>(8, 1)                       | 0.2                           |                                  | 6                            | 4                                | 2                             | 2                                | 0                             | 0                                | 0                            | 0                                | 0                             | 0                                | 0                            | 13                               | 22                            | 27.00                            | 6.000                        |                                  |                                  |                                    |                                  |        |
| <b>Chad Fox, R</b><br>ERA: 3.0<br>(8, 1)                              | 1.1                           | S                                | 5                            | 1                                | 0                             | 0                                | 1                             | 1                                | 0                            | 0                                | 0                             | 0                                | 0                            | 7                                | 15                            | 0.00                             | 1.500                        |                                  |                                  |                                    |                                  |        |

**Boston Red Sox @ Anaheim Angels**  
Edison International Field, Anaheim, CA  
Fri Apr 25 2003, 10:05 PM EDT  
Att: 37,203 - Cloudy - 63 F

AB 33  
R 2  
H 10  
RBI 2  
BB 2  
SO 6  
LOB 14





| Batter   | 1                            | 2                                | 3                             | 4                                | 5                            | 6                               | 7                            | 8                               | 9                             | AB                               | R                             | H                                | RBI                          | BB                              | SO                            | LOB                              | TOP  |                                 |                                  |                                    |                                  |        |  |  |  |  |  |
|--|------------------------------|----------------------------------|-------------------------------|----------------------------------|------------------------------|---------------------------------|------------------------------|---------------------------------|-------------------------------|----------------------------------|-------------------------------|----------------------------------|------------------------------|---------------------------------|-------------------------------|----------------------------------|--|---------------------------------|----------------------------------|------------------------------------|----------------------------------|--------|--|--|--|--|--|
| 18 Johnny Damon, L<br>OBP: 0.320, SLG: 0.467   |                              |                                  |                               |                                  |                              |                                 |                              |                                 |                               | 4                                | 0                             | 1                                | 0                            | 0                               | 1                             | 0                                | <b>Boston Red Sox @ Anaheim Angels</b><br>Edison International Field, Anaheim, CA<br>Sat Apr 26 2003, 10:05 PM EDT<br>Att: 43,514 - Sunny - 63 F |                                 |                                  |                                    |                                  |        |  |  |  |  |  |
| Todd Walker, L<br>OBP: 0.353, SLG: 0.402       |                              |                                  |                               |                                  |                              |                                 |                              |                                 |                               | 4                                | 1                             | 2                                | 0                            | 0                               | 0                             | 1                                |  |                                 |                                  |                                    |                                  |        |  |  |  |  |  |
| Nomar Garciaparra, R<br>OBP: 0.297, SLG: 0.475 |                              |                                  |                               |                                  |                              |                                 |                              |                                 |                               | 4                                | 0                             | 0                                | 0                            | 0                               | 1                             | 3                                |  |                                 |                                  |                                    |                                  |        |  |  |  |  |  |
| Manny Ramirez, R<br>OBP: 0.408, SLG: 0.522     |                              |                                  |                               |                                  |                              |                                 |                              |                                 |                               | 4                                | 0                             | 1                                | 1                            | 0                               | 1                             | 1                                |  |                                 |                                  |                                    |                                  |        |  |  |  |  |  |
| Kevin Millar, R<br>OBP: 0.389, SLG: 0.593      |                              |                                  |                               |                                  |                              |                                 |                              |                                 |                               | 4                                | 0                             | 2                                | 0                            | 0                               | 1                             | 1                                |  |                                 |                                  |                                    |                                  |        |  |  |  |  |  |
| 34 David Ortiz, L<br>OBP: 0.298, SLG: 0.271    |                              |                                  |                               |                                  |                              |                                 |                              |                                 |                               | 4                                | 0                             | 0                                | 0                            | 0                               | 2                             | 2                                |  |                                 |                                  |                                    |                                  |        |  |  |  |  |  |
| Shea Hillenbrand, R<br>OBP: 0.365, SLG: 0.499  |                              |                                  |                               |                                  |                              |                                 |                              |                                 |                               | 3                                | 0                             | 1                                | 0                            | 0                               | 1                             | 1                                |  |                                 |                                  |                                    |                                  |        |  |  |  |  |  |
| Trot Nixon, L<br>OBP: 0.405, SLG: 0.485        |                              |                                  |                               |                                  |                              |                                 |                              |                                 |                               | 3                                | 0                             | 0                                | 0                            | 0                               | 0                             | 2                                |  |                                 |                                  |                                    |                                  |        |  |  |  |  |  |
| Jason Varitek, S<br>OBP: 0.361, SLG: 0.492     |                              |                                  |                               |                                  |                              |                                 |                              |                                 |                               | 3                                | 0                             | 0                                | 0                            | 0                               | 1                             | 2                                |  |                                 |                                  |                                    |                                  |        |  |  |  |  |  |
| <b>Inning Stats</b>                            | R: 0<br>E: 0<br>K: 1<br>S: 7 | H: 0<br>LOB: 0<br>BB: 0<br>P: 13 | R: 0<br>E: 0<br>K: 2<br>S: 11 | H: 1<br>LOB: 1<br>BB: 0<br>P: 18 | R: 0<br>E: 0<br>K: 0<br>S: 4 | H: 0<br>LOB: 0<br>BB: 0<br>P: 6 | R: 0<br>E: 0<br>K: 0<br>S: 5 | H: 1<br>LOB: 0<br>BB: 0<br>P: 7 | R: 0<br>E: 0<br>K: 2<br>S: 16 | H: 2<br>LOB: 2<br>BB: 0<br>P: 25 | R: 1<br>E: 0<br>K: 1<br>S: 16 | H: 2<br>LOB: 1<br>BB: 0<br>P: 22 | R: 0<br>E: 0<br>K: 1<br>S: 7 | H: 0<br>LOB: 0<br>BB: 0<br>P: 9 | R: 0<br>E: 0<br>K: 1<br>S: 10 | H: 1<br>LOB: 1<br>BB: 0<br>P: 15 | R: 0<br>E: 0<br>K: 0<br>S: 5   | H: 0<br>LOB: 0<br>BB: 0<br>P: 8 | 1B: 4<br>2B: 3<br>3B: 0<br>HR: 0 | SF: 0<br>SAC: 0<br>DP: 1<br>HBP: 0 | WP: 0<br>PB: 0<br>SB: 1<br>CS: 0 | PA: 33 |  |  |  |  |  |
| <b>PITCHER</b>                                 | IP                           | WLS                              | BF                            | H                                | R                            | ER                              | SO                           | BB                              | IBB                           | HBP                              | BLK                           | WP                               | HR                           | S                               | P                             | ERA                              | WHIP   |                                 |                                  |                                    |                                  |        |  |  |  |  |  |
| 62 Scott Shields, R<br>ERA: 0.77               | 5.1                          | W 20                             | 5                             | 1                                | 1                            | 5                               | 0                            | 0                               | 0                             | 0                                | 0                             | 0                                | 0                            | 48                              | 78                            | 1.69                             | 0.938  |                                 |                                  |                                    |                                  |        |  |  |  |  |  |
| Ben Weber, R<br>ERA: 0.59                      | 1.2                          | H 6                              | 1                             | 0                                | 0                            | 2                               | 0                            | 0                               | 0                             | 0                                | 0                             | 0                                | 0                            | 18                              | 22                            | 0.00                             | 0.600  |                                 |                                  |                                    |                                  |        |  |  |  |  |  |
| Brendan Donnelly, R<br>ERA:                    | 1.0                          | H 4                              | 1                             | 0                                | 0                            | 1                               | 0                            | 0                               | 0                             | 0                                | 0                             | 0                                | 0                            | 10                              | 15                            | 0.00                             | 1.000  |                                 |                                  |                                    |                                  |        |  |  |  |  |  |
| Troy Percival, R<br>ERA: 3.86                  | 1.0                          | S 3                              | 0                             | 0                                | 0                            | 0                               | 0                            | 0                               | 0                             | 0                                | 0                             | 0                                | 0                            | 5                               | 8                             | 0.00                             | 0.000  |                                 |                                  |                                    |                                  |        |  |  |  |  |  |

|     |    |
|-----|----|
| AB  | 33 |
| R   | 1  |
| H   | 7  |
| RBI | 1  |
| BB  | 0  |
| SO  | 8  |
| LOB | 13 |

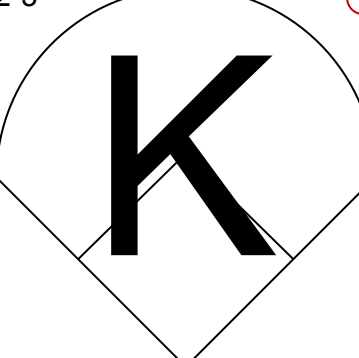
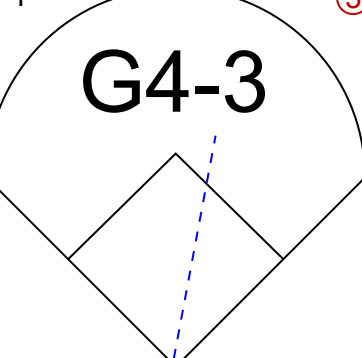
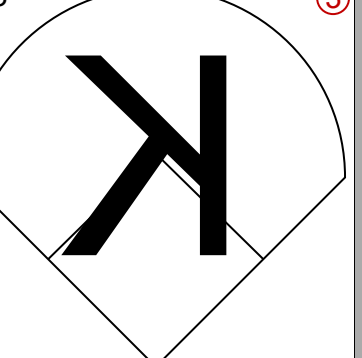
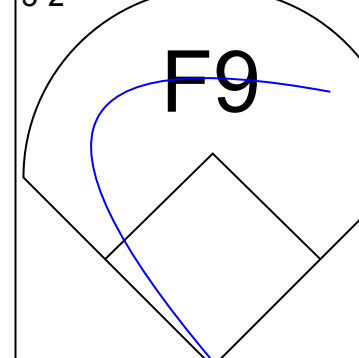
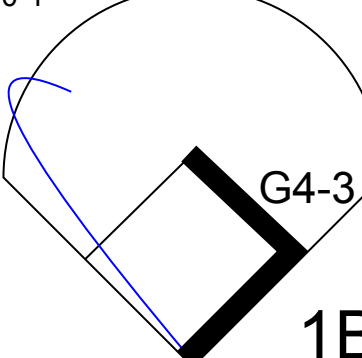
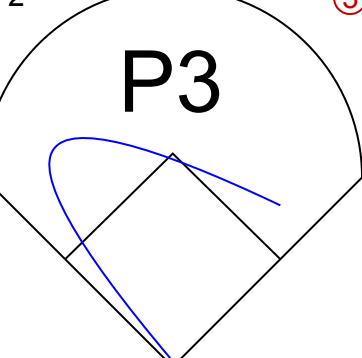
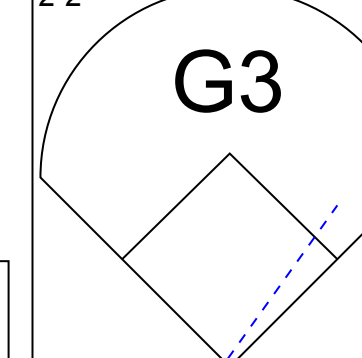
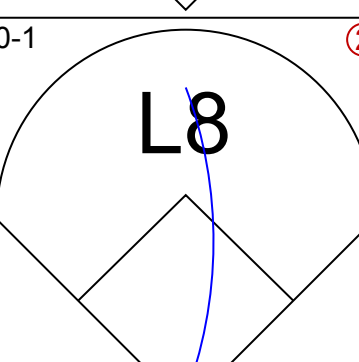
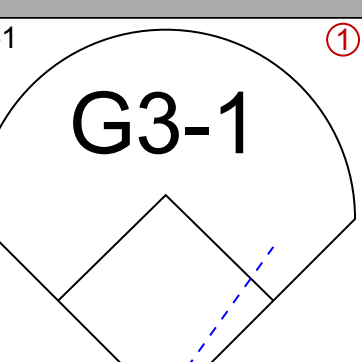
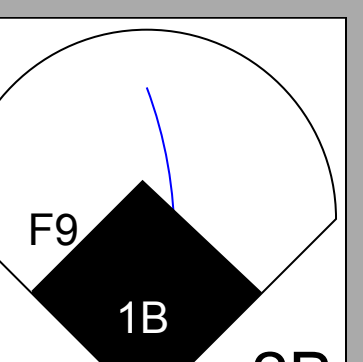
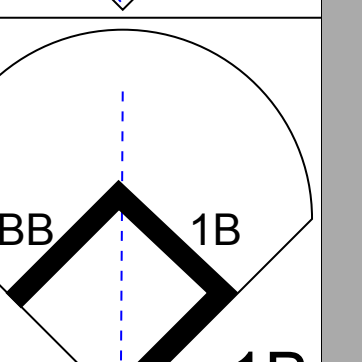
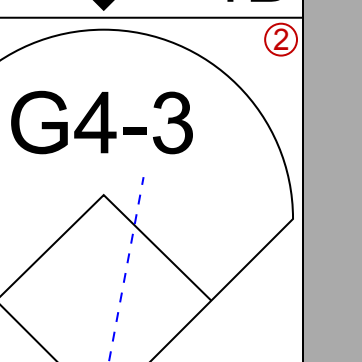
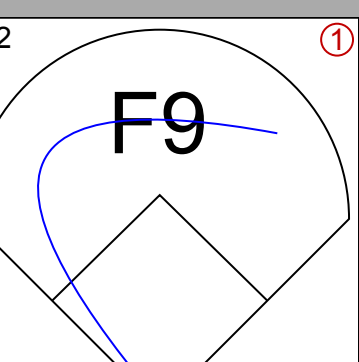
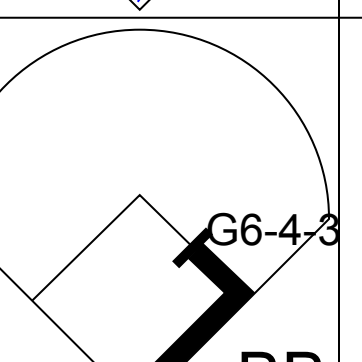
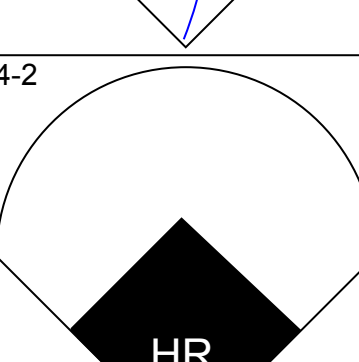
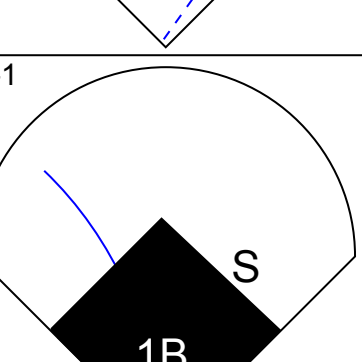
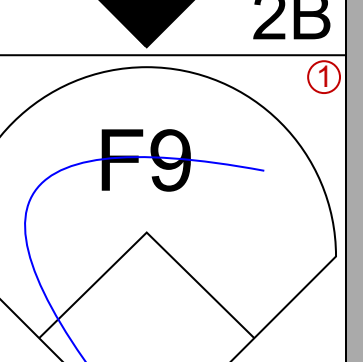
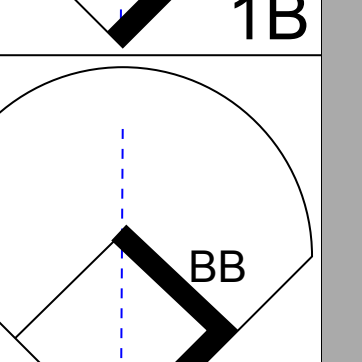
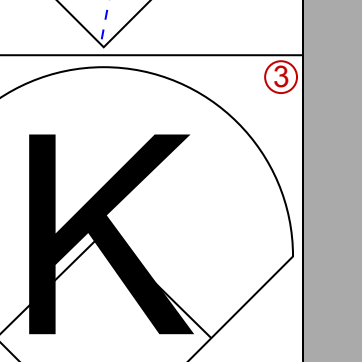
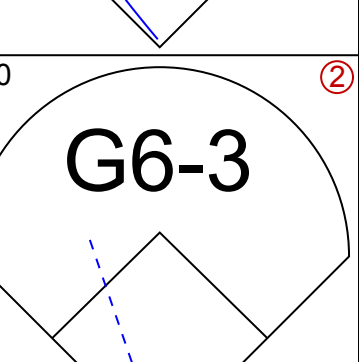
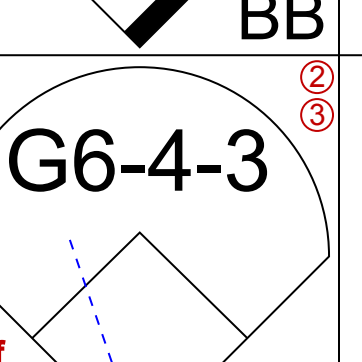
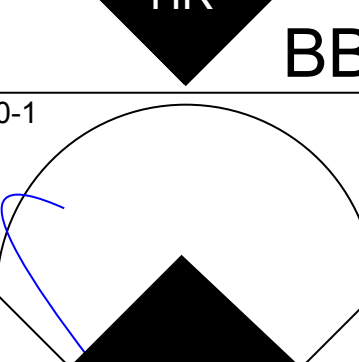
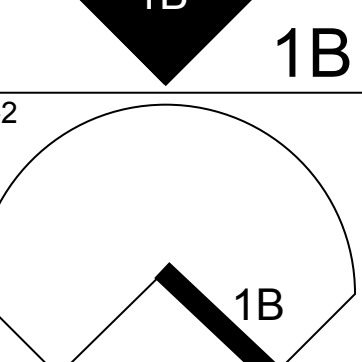
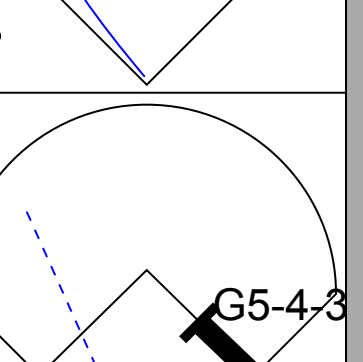
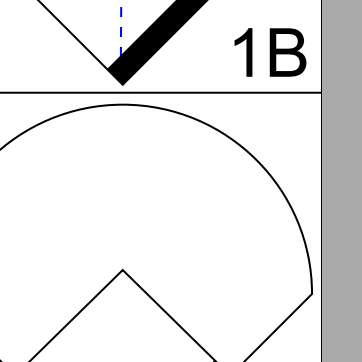
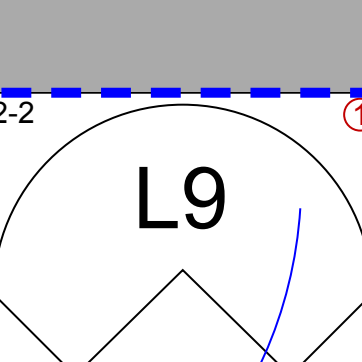
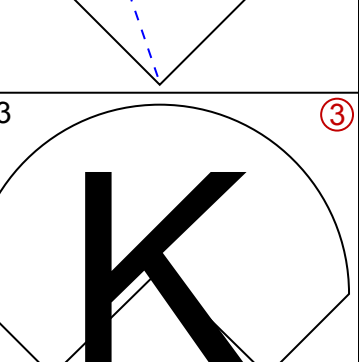
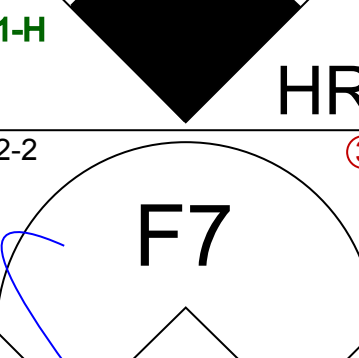
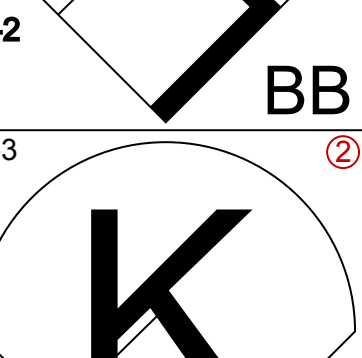
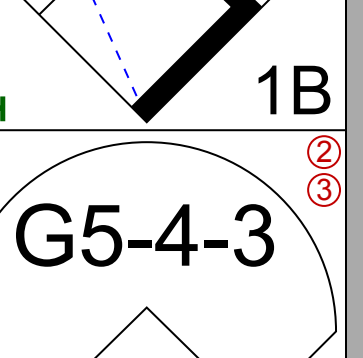
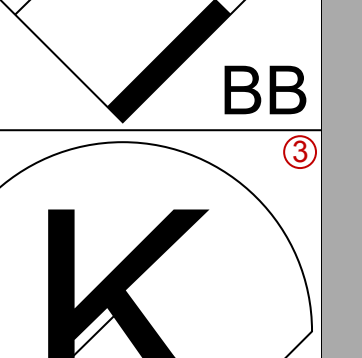
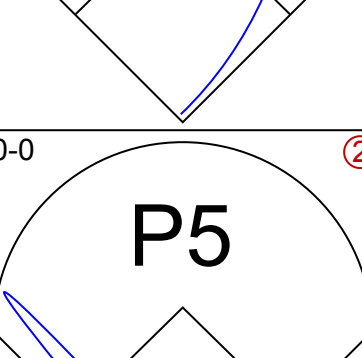
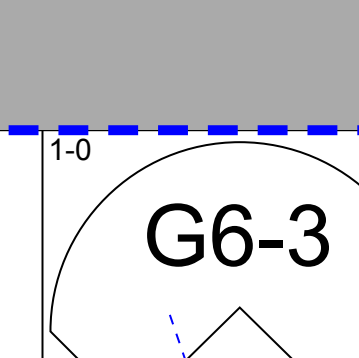
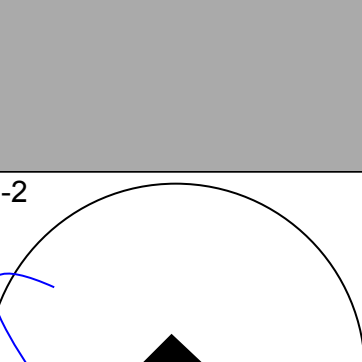
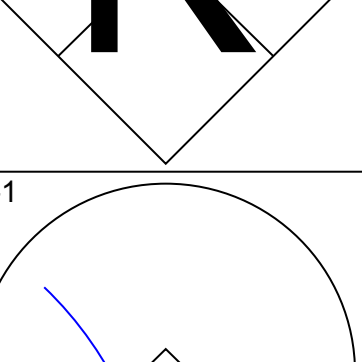
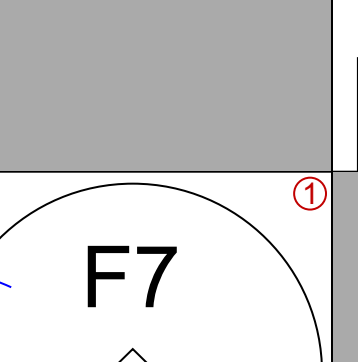
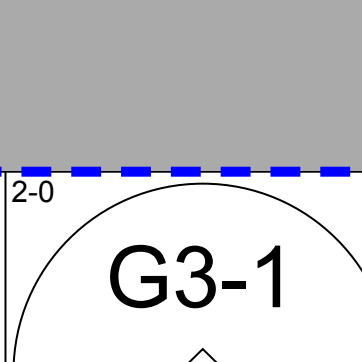
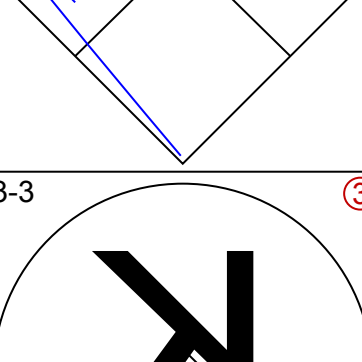
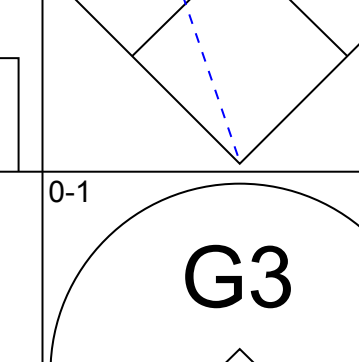
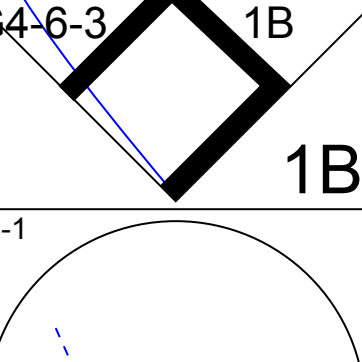
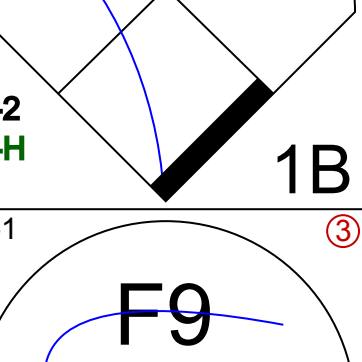
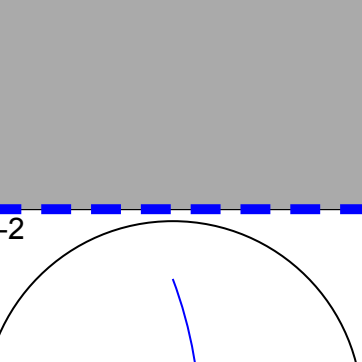
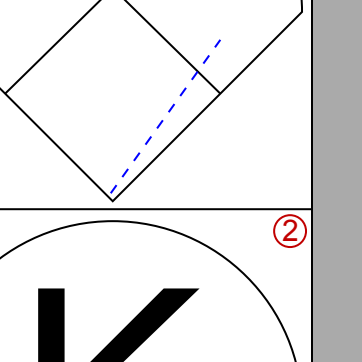
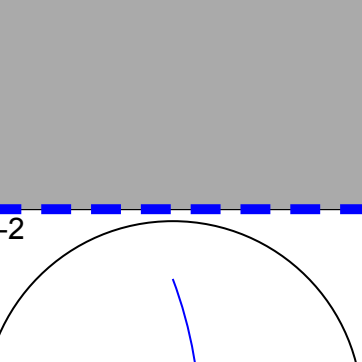
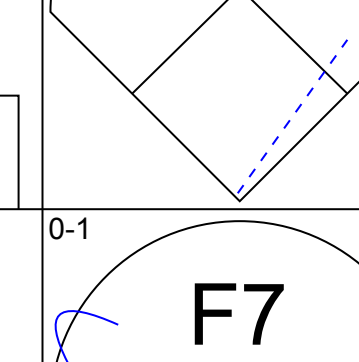
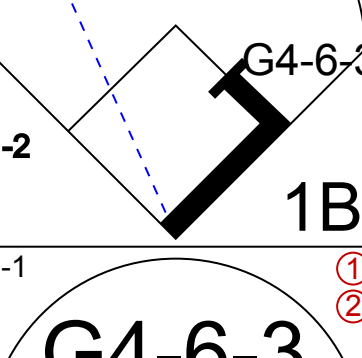
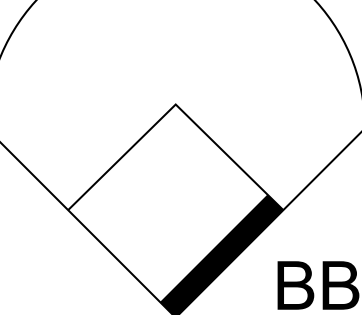
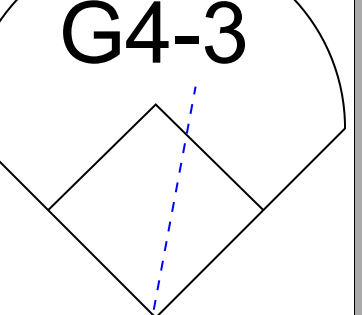

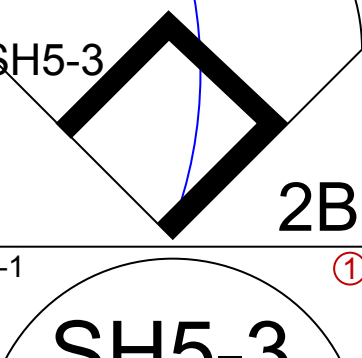
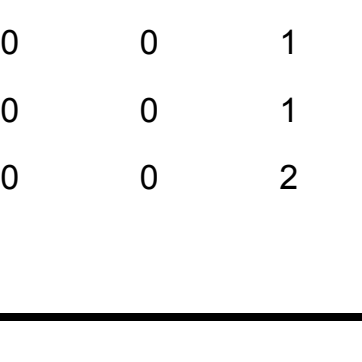


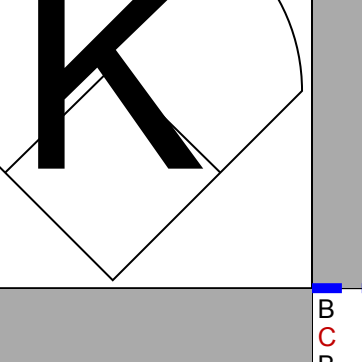
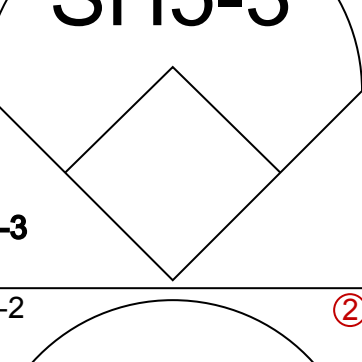
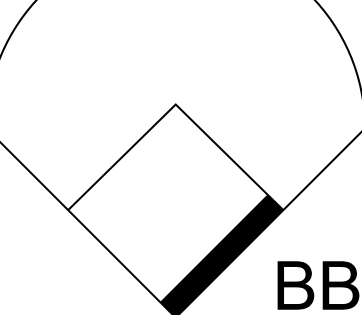
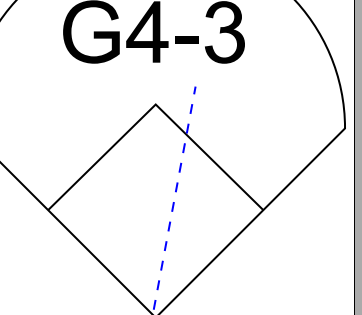


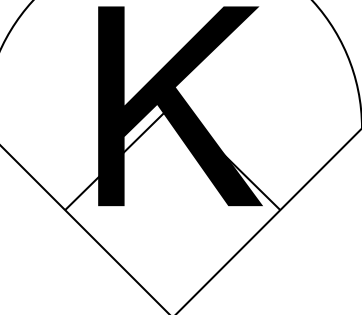
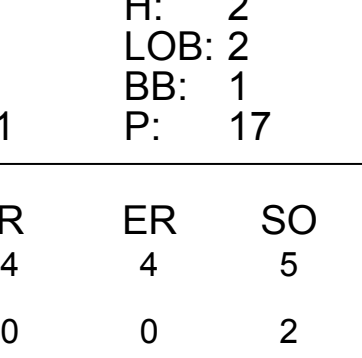
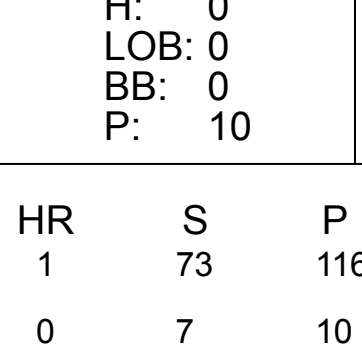
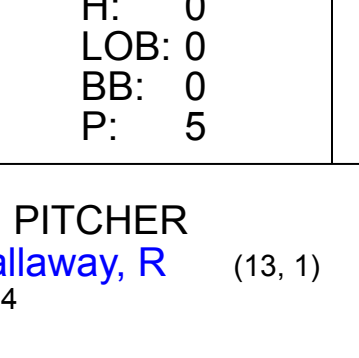
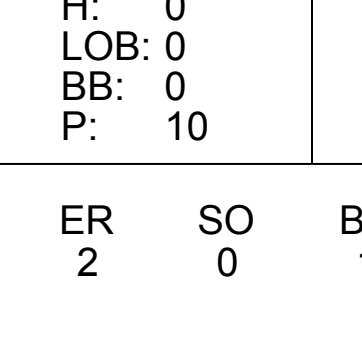
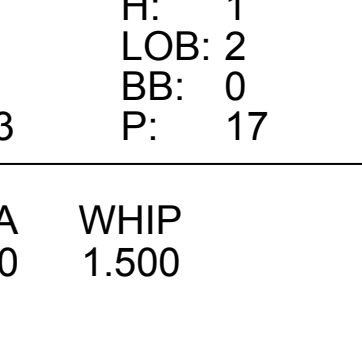
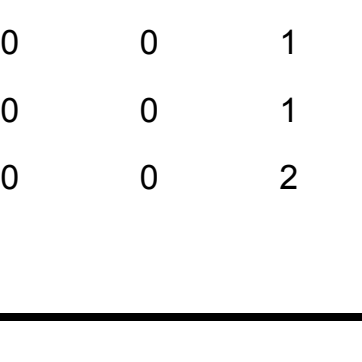







| Batter  | 1                            | 2                                | 3                            | 4                               | 5                             | 6                                | 7                            | 8                               | 9                             | AB                               | R                            | H                                | RBI                          | BB                              | SO                            | LOB                              | BOTTOM   |                                 |                                  |                                    |                                  |        |  |  |  |  |  |
|---|------------------------------|----------------------------------|------------------------------|---------------------------------|-------------------------------|----------------------------------|------------------------------|---------------------------------|-------------------------------|----------------------------------|------------------------------|----------------------------------|------------------------------|---------------------------------|-------------------------------|----------------------------------|--|---------------------------------|----------------------------------|------------------------------------|----------------------------------|--------|--|--|--|--|--|
| David Eckstein, R<br>OBP: 0.370, SLG: 0.348     |                              |                                  |                              |                                 |                               |                                  |                              |                                 |                               | 4                                | 0                            | 2                                | 2                            | 0                               | 1                             | 0                                | <b>Boston Red Sox @ Anaheim Angels</b><br>Edison International Field, Anaheim, CA<br>Sat Apr 26 2003, 10:05 PM EDT<br>Att: 43,514 - Sunny - 63 F |                                 |                                  |                                    |                                  |        |  |  |  |  |  |
| Adam Kennedy, L<br>OBP: 0.367, SLG: 0.385       |                              |                                  |                              |                                 |                               |                                  |                              |                                 |                               | 4                                | 0                            | 1                                | 0                            | 0                               | 1                             | 2                                |  |                                 |                                  |                                    |                                  |        |  |  |  |  |  |
| Tim Salmon, R<br>OBP: 0.404, SLG: 0.568         |                              |                                  |                              |                                 |                               |                                  |                              |                                 | 4                             | 0                                | 1                            | 0                                | 0                            | 2                               | 2                             |                                  |  |                                 |                                  |                                    |                                  |        |  |  |  |  |  |
| 16 Garret Anderson, L<br>OBP: 0.404, SLG: 0.588 |                              |                                  |                              |                                 |                               |                                  |                              |                                 | 4                             | 0                                | 1                            | 0                                | 0                            | 0                               | 1                             |                                  |  |                                 |                                  |                                    |                                  |        |  |  |  |  |  |
| Brad Fullmer, L<br>OBP: 0.459, SLG: 0.600       |                              |                                  |                              |                                 |                               |                                  |                              |                                 | 4                             | 0                                | 0                            | 0                                | 0                            | 0                               | 2                             |                                  |  |                                 |                                  |                                    |                                  |        |  |  |  |  |  |
| Scott Spiezio, S<br>OBP: 0.292, SLG: 0.342      |                              |                                  |                              |                                 |                               |                                  |                              |                                 | 3                             | 1                                | 1                            | 0                                | 1                            | 0                               | 2                             |                                  |  |                                 |                                  |                                    |                                  |        |  |  |  |  |  |
| 46 Gary Johnson, L<br>OBP: 0.607, SLG: 1.000    |                              |                                  |                              |                                 |                               |                                  |                              |                                 | 3                             | 1                                | 2                            | 0                                | 0                            | 0                               | 1                             |                                  |  |                                 |                                  |                                    |                                  |        |  |  |  |  |  |
| Jeff DaVanon, S<br>OBP: 0.200, SLG: 0.200       |                              |                                  |                              |                                 |                               |                                  |                              |                                 | 1                             | 0                                | 0                            | 0                                | 0                            | 0                               | 2                             |                                  |  |                                 |                                  |                                    |                                  |        |  |  |  |  |  |
| Bengie Molina, R<br>OBP: 0.278, SLG: 0.351      |                              |                                  |                              |                                 |                               |                                  |                              |                                 |                               | 3                                | 1                            | 1                                | 1                            | 0                               | 0                             | 1                                |  |                                 |                                  |                                    |                                  |        |  |  |  |  |  |
| Eric Owens, R<br>OBP: 0.283, SLG: 0.238         |                              |                                  |                              |                                 |                               |                                  |                              |                                 |                               | 2                                | 0                            | 0                                | 0                            | 0                               | 1                             | 0                                |  |                                 |                                  |                                    |                                  |        |  |  |  |  |  |
| <b>Inning Stats</b>                             | R: 0<br>E: 0<br>K: 1<br>S: 9 | H: 1<br>LOB: 1<br>BB: 0<br>P: 13 | R: 0<br>E: 0<br>K: 0<br>S: 7 | H: 1<br>LOB: 0<br>BB: 0<br>P: 9 | R: 0<br>E: 0<br>K: 3<br>S: 10 | H: 0<br>LOB: 0<br>BB: 0<br>P: 12 | R: 0<br>E: 0<br>K: 1<br>S: 6 | H: 0<br>LOB: 0<br>BB: 0<br>P: 9 | R: 3<br>E: 0<br>K: 0<br>S: 11 | H: 3<br>LOB: 1<br>BB: 1<br>P: 19 | R: 0<br>E: 0<br>K: 0<br>S: 8 | H: 1<br>LOB: 1<br>BB: 0<br>P: 13 | R: 0<br>E: 0<br>K: 0<br>S: 7 | H: 1<br>LOB: 0<br>BB: 0<br>P: 9 | R: 0<br>E: 0<br>K: 0<br>S: 12 | H: 2<br>LOB: 2<br>BB: 0<br>P: 17 | R: 0<br>E: 0<br>K: 0<br>S: 5   | H: 0<br>LOB: 0<br>BB: 0<br>P: 8 | 1B: 7<br>2B: 2<br>3B: 0<br>HR: 0 | SF: 0<br>SAC: 1<br>DP: 0<br>HBP: 0 | WP: 0<br>PB: 0<br>SB: 0<br>CS: 0 | PA: 34 |  |  |  |  |  |
| <b>PITCHER</b>                                  | IP                           | WLS                              | BF                           | H                               | R                             | ER                               | SO                           | BB                              | IBB                           | HBP                              | BLK                          | WP                               | HR                           | S                               | P                             | ERA                              | WHIP   |                                 |                                  |                                    |                                  |        |  |  |  |  |  |
| John Burkett, R<br>ERA: 5.34                    | 8.0                          | L 34                             | 9                            | 3                               | 3                             | 5                                | 1                            | 0                               | 0                             | 0                                | 0                            | 0                                | 0                            | 70                              | 101                           | 3.38                             | 1.250  |                                 |                                  |                                    |                                  |        |  |  |  |  |  |

|     |    |
|-----|----|
| AB  | 32 |
| R   | 3  |
| H   | 9  |
| RBI | 3  |
| BB  | 1  |
| SO  | 5  |
| LOB | 13 |

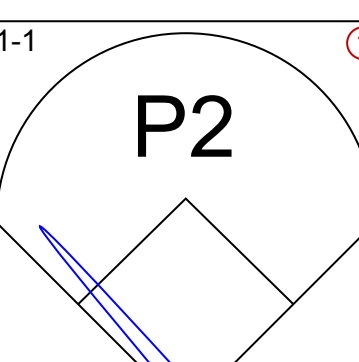
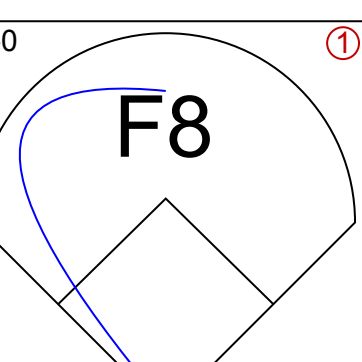
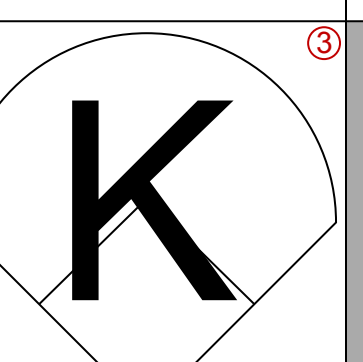
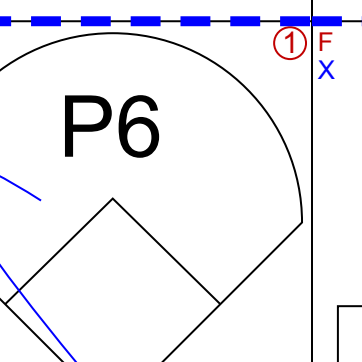
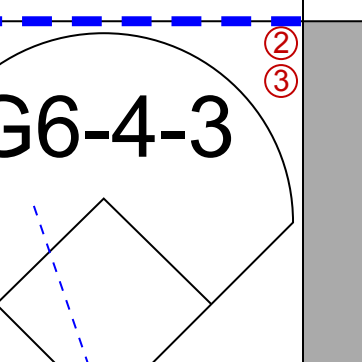
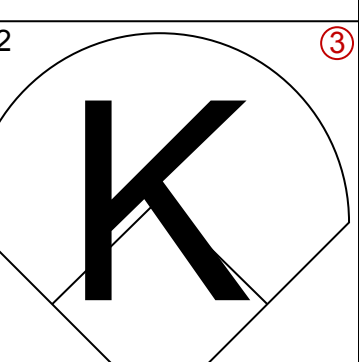
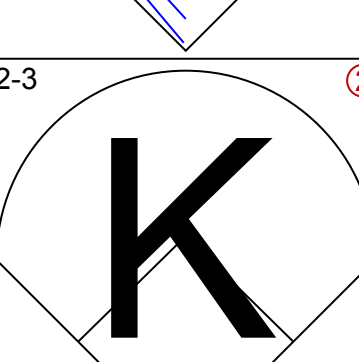
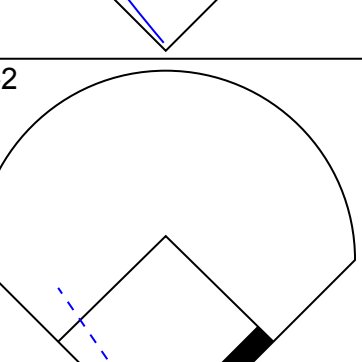
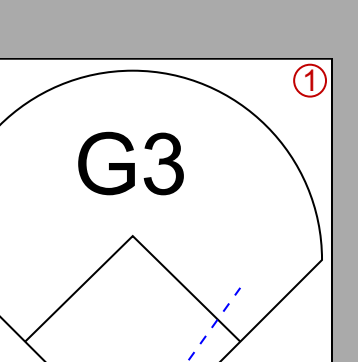
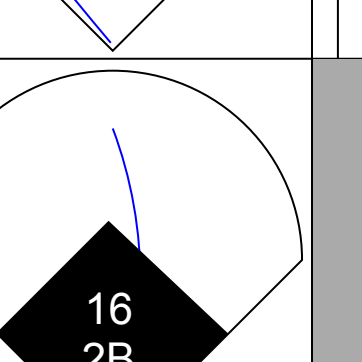
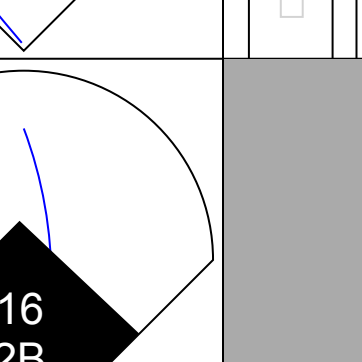
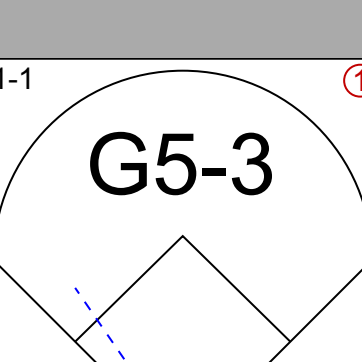
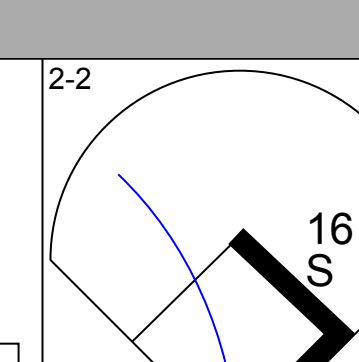
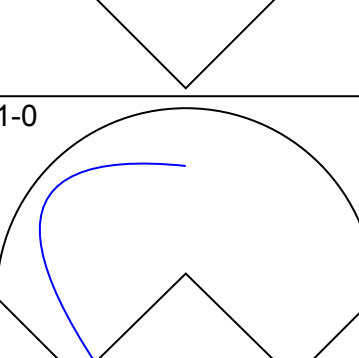
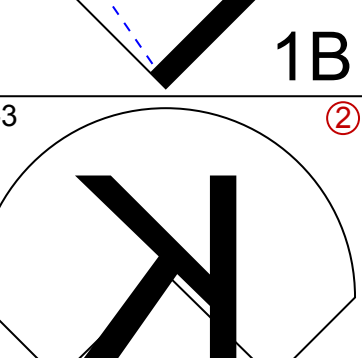
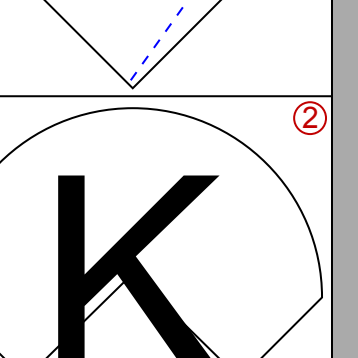
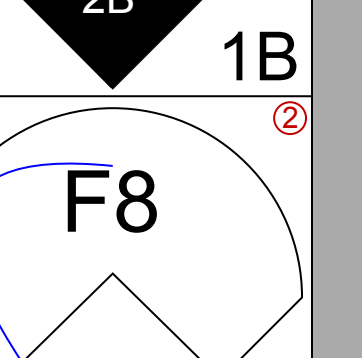
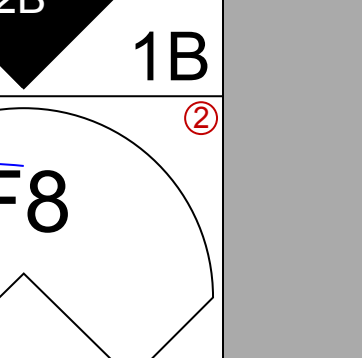
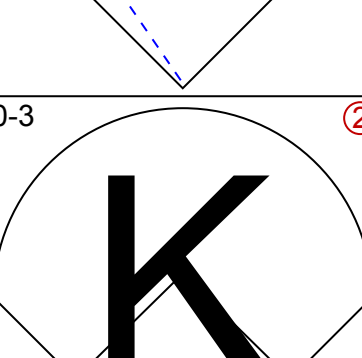
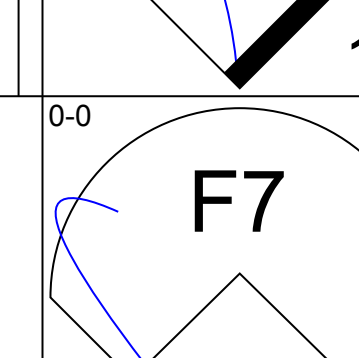
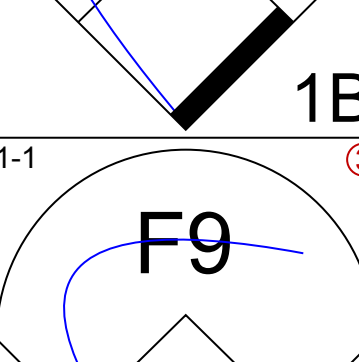
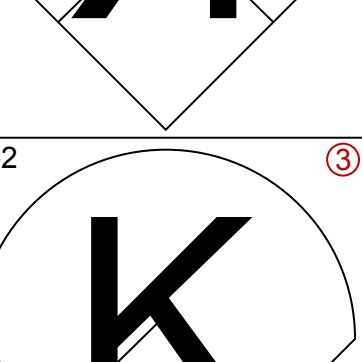
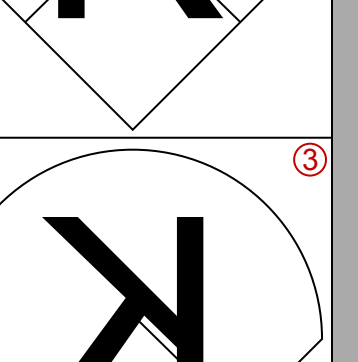
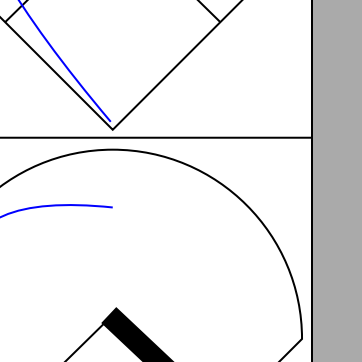
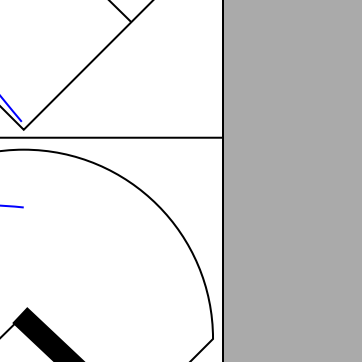
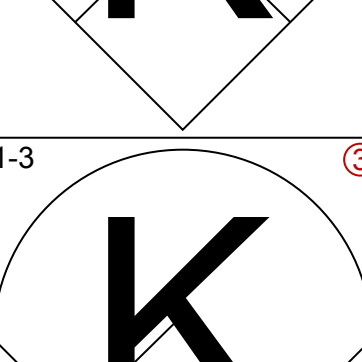
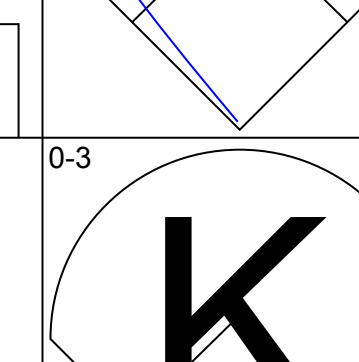
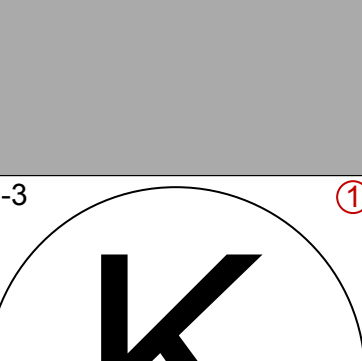
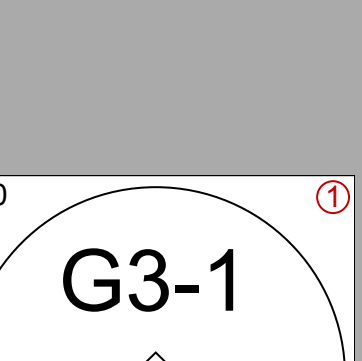
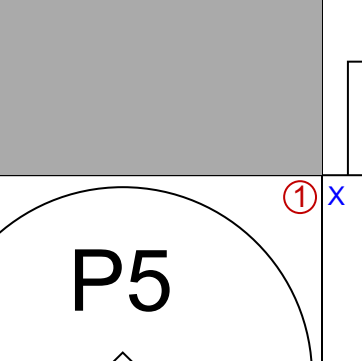
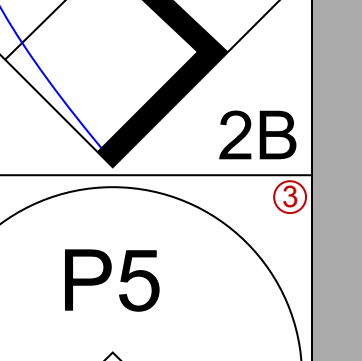
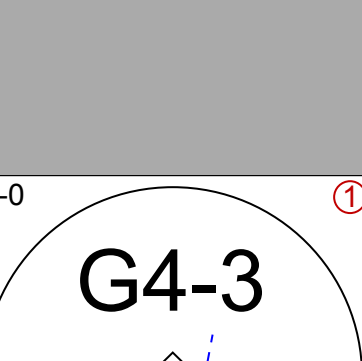
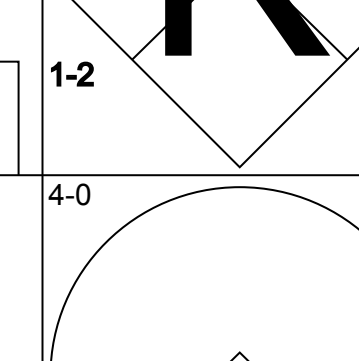
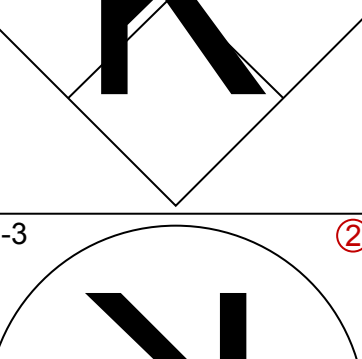
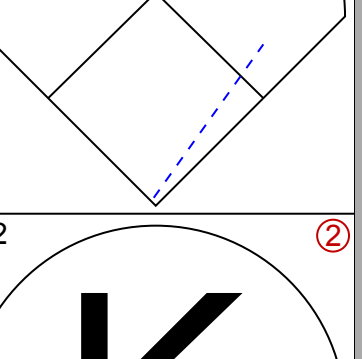
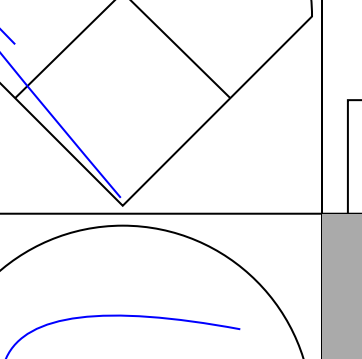
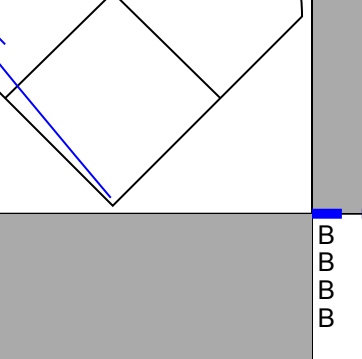
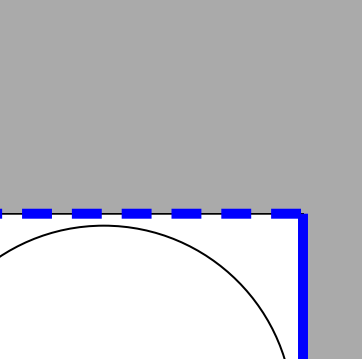
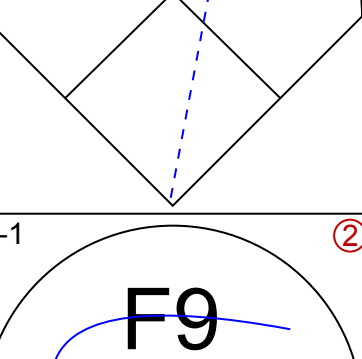
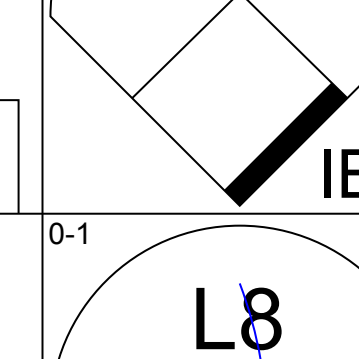
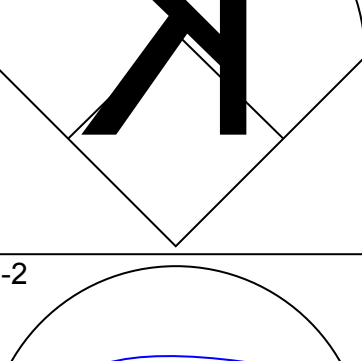
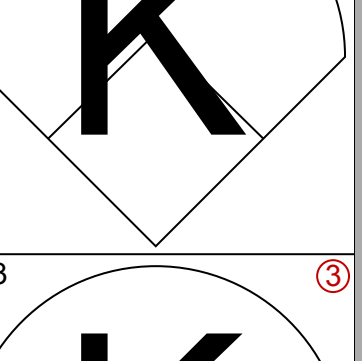
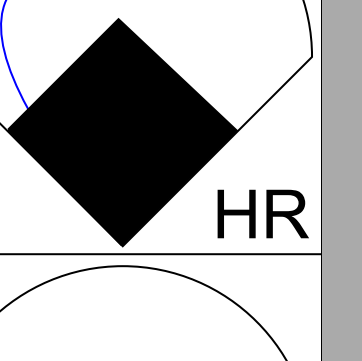
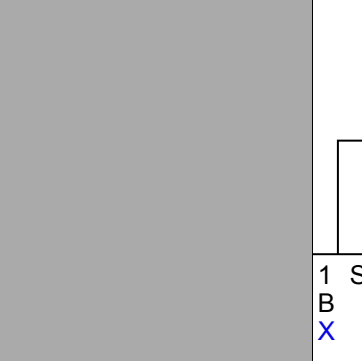
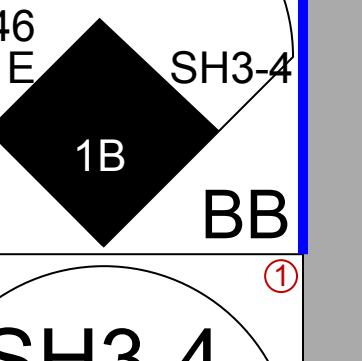
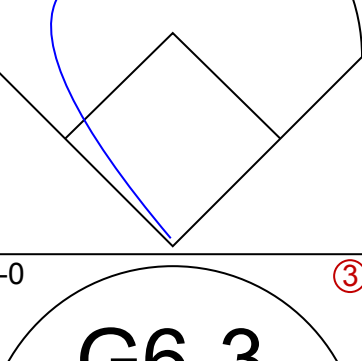
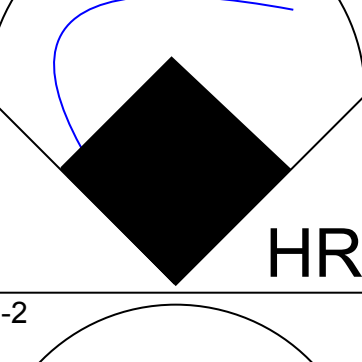

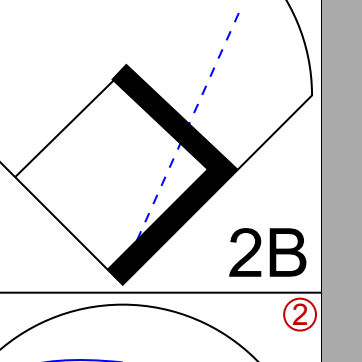
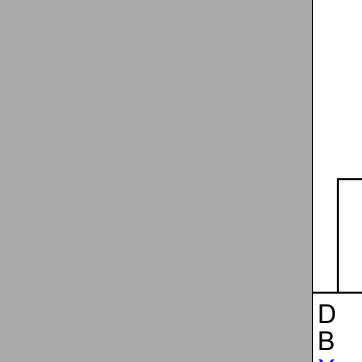
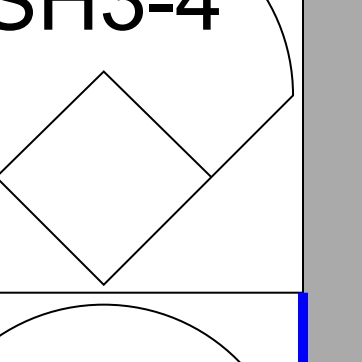
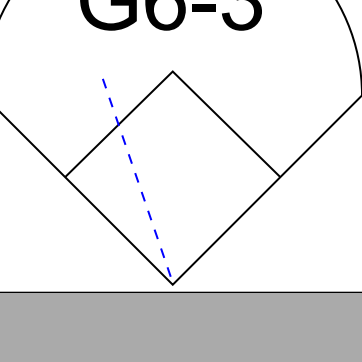
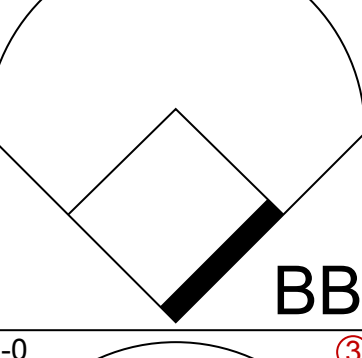

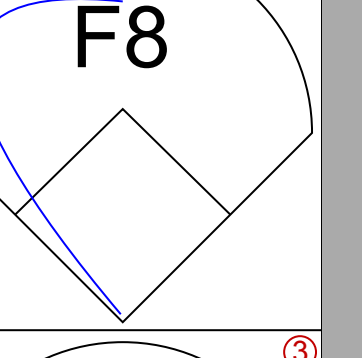
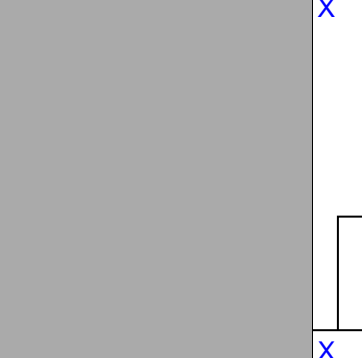
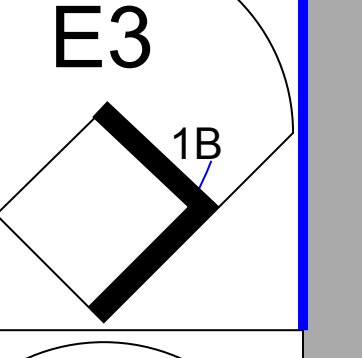
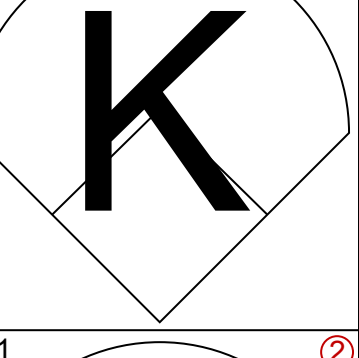
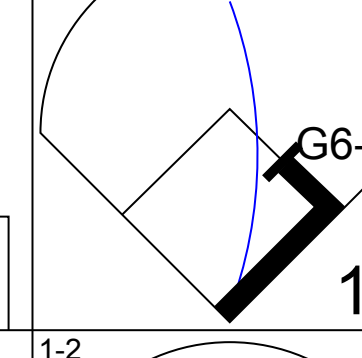
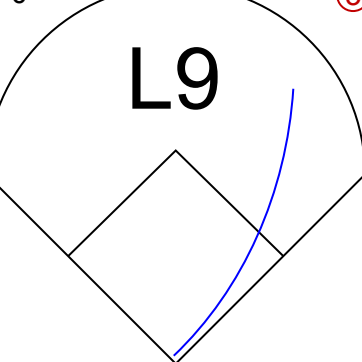

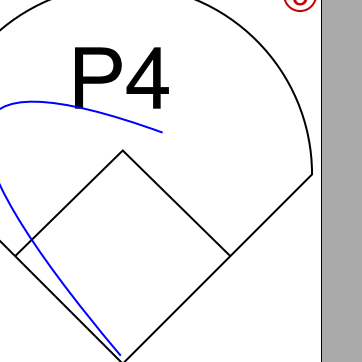

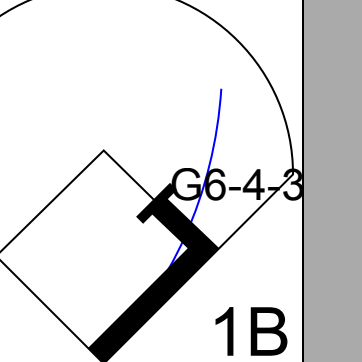
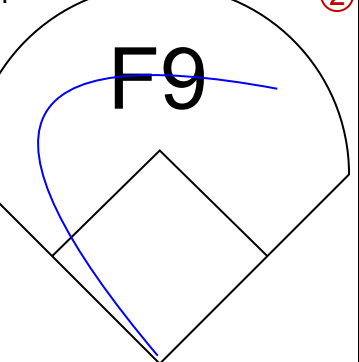
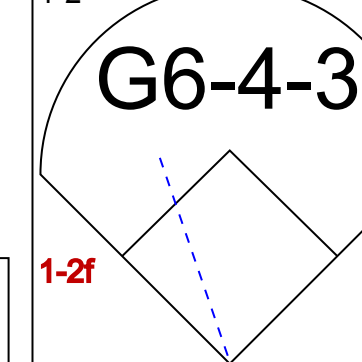
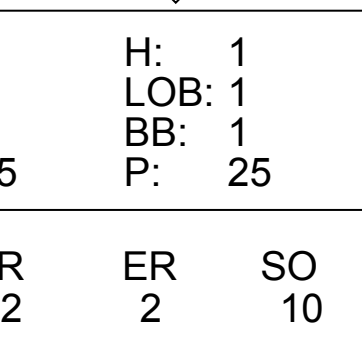
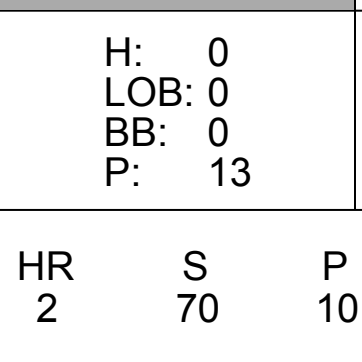
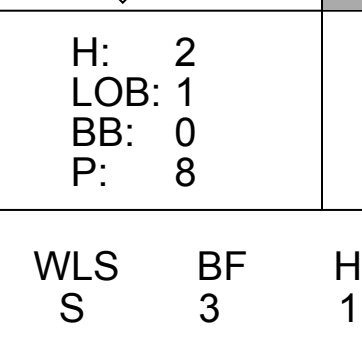
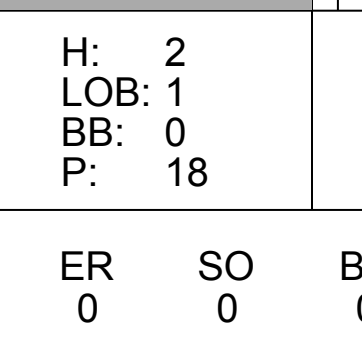
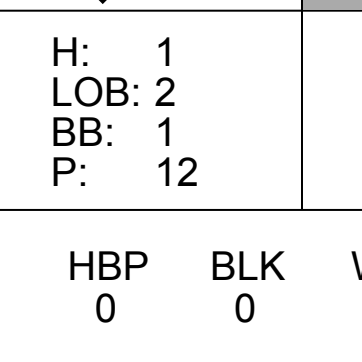
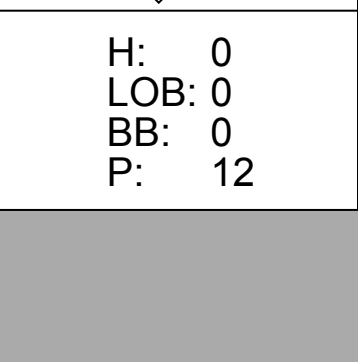
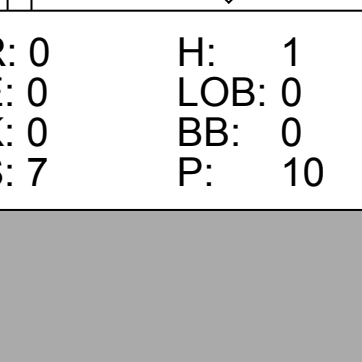




| Batter  | 1   | 2   | 3   | 4   | 5   | 6   | 7   | 8   | 9   | 10  | 11  | 12  | 13  | 14                               | AB                           | R                                | H                             | RBI                              | BB                           | SO                              | LOB                          | TOP                              |                                  |                                    |                                  |        |
|---|---|---|---|---|---|---|---|---|---|---|---|---|---|----------------------------------|------------------------------|----------------------------------|-------------------------------|----------------------------------|------------------------------|---------------------------------|------------------------------|----------------------------------|----------------------------------|------------------------------------|----------------------------------|--------|
| <b>18 Johnny Damon, L</b><br>OBP: 0.369, SLG: 0.444   |   |     |   |     |   |   |   |   |   |   |   |   |     |                                  | 7                            | 0                                | 1                             | 0                                | 0                            | 2                               | 4                            |                                  |                                  |                                    |                                  |        |
| <b>Bill Mueller, S</b><br>OBP: 0.382, SLG: 0.478      |  |   |  |   |  |   |  |   |  |   |  |   |    |                                  | 6                            | 1                                | 2                             | 0                                | 1                            | 0                               | 1                            |                                  |                                  |                                    |                                  |        |
| <b>Nomar Garciaparra, R</b><br>OBP: 0.296, SLG: 0.467 |  |   |  |   |  |   |  |   |  |   |  |   |    |                                  | 6                            | 2                                | 2                             | 0                                | 1                            | 1                               | 3                            |                                  |                                  |                                    |                                  |        |
| <b>Manny Ramirez, R</b><br>OBP: 0.422, SLG: 0.553     |  |   |  |   |  |   |  |   |  |   |  |   |   |                                  | 4                            | 1                                | 2                             | 3                                | 2                            | 1                               | 0                            |                                  |                                  |                                    |                                  |        |
| <b>Kevin Millar, R</b><br>OBP: 0.365, SLG: 0.552      |  |   |  |   |  |   |  |   |  |   |  |   |   |                                  | 6                            | 0                                | 0                             | 0                                | 0                            | 2                               | 6                            |                                  |                                  |                                    |                                  |        |
| <b>Trot Nixon, L</b><br>OBP: 0.400, SLG: 0.473        |   |    |   |    |   |     |   |    |   |    |   |  |   |                                  | 6                            | 0                                | 2                             | 1                                | 0                            | 1                               | 0                            |                                  |                                  |                                    |                                  |        |
| <b>Shea Hillenbrand, R</b><br>OBP: 0.296, SLG: 0.486  |   |    |   |    |   |     |   |    |   |    |   |  |   |                                  | 5                            | 0                                | 2                             | 0                                | 0                            | 2                               | 2                            |                                  |                                  |                                    |                                  |        |
| <b>Damian Jackson, R</b><br>OBP: 0.348, SLG: 0.250    |   |    |   |    |   |     |   |    |   |    |   |   |   | 0                                | 0                            | 0                                | 0                             | 0                                | 0                            | 0                               | 0                            |                                  |                                  |                                    |                                  |        |
| <b>Todd Walker, L</b><br>OBP: 0.356, SLG: 0.398       |   |    |   |    |   |     |   |    |   |    |   |   |   | 1                                | 0                            | 0                                | 0                             | 0                                | 0                            | 0                               | 0                            |                                  |                                  |                                    |                                  |        |
| <b>Jeremy Giambi, L</b><br>OBP: 0.298, SLG: 0.292     |   |   |   |   |   |    |   |   |   |   |   |   |   | 4                                | 0                            | 0                                | 0                             | 0                                | 1                            | 2                               |                              |                                  |                                  |                                    |                                  |        |
| <b>34 David Ortiz, L</b><br>OBP: 0.310, SLG: 0.347    |   |  |   |  |   |   |   |  |   |  |   |   |   | 1                                | 1                            | 1                                | 1                             | 0                                | 0                            | 0                               |                              |                                  |                                  |                                    |                                  |        |
| <b>Jason Varitek, S</b><br>OBP: 0.359, SLG: 0.515     |   |  |   |  |   |  |   |  |   |  |   |   |  |                                  | 5                            | 1                                | 1                             | 1                                | 1                            | 1                               | 2                            |                                  |                                  |                                    |                                  |        |
| <b>Inning Stats</b>                                   | R: 2<br>E: 0<br>K: 1<br>S: 15   | H: 1<br>LOB: 0<br>BB: 1<br>P: 23  | R: 0<br>E: 0<br>K: 0<br>S: 11   | H: 2<br>LOB: 2<br>BB: 1<br>P: 17  | R: 1<br>E: 0<br>K: 1<br>S: 13   | H: 2<br>LOB: 2<br>BB: 1<br>P: 24  | R: 0<br>E: 0<br>K: 0<br>S: 6  | H: 0<br>LOB: 0<br>BB: 0<br>P: 9   | R: 1<br>E: 0<br>K: 1<br>S: 5  | H: 2<br>LOB: 0<br>BB: 0<br>P: 5   | R: 0<br>E: 0<br>K: 1<br>S: 16   | H: 0<br>LOB: 0<br>BB: 0<br>P: 10  | R: 0<br>E: 0<br>K: 1<br>S: 10   | H: 1<br>LOB: 1<br>BB: 0<br>P: 13 | R: 0<br>E: 0<br>K: 1<br>S: 8 | H: 0<br>LOB: 0<br>BB: 0<br>P: 13 | R: 0<br>E: 0<br>K: 1<br>S: 12 | H: 0<br>LOB: 0<br>BB: 0<br>P: 18 | R: 0<br>E: 0<br>K: 0<br>S: 5 | H: 0<br>LOB: 0<br>BB: 0<br>P: 6 | R: 2<br>E: 0<br>K: 0<br>S: 8 | H: 2<br>LOB: 1<br>BB: 1<br>P: 16 | 1B: 8<br>2B: 2<br>3B: 0<br>HR: 3 | SF: 0<br>SAC: 1<br>DP: 3<br>HBP: 0 | WP: 0<br>PB: 0<br>SB: 1<br>CS: 0 | PA: 57 |

| PITCHER                                 | IP  | WLS | BF | H | R | ER | SO | BB | IBB | HBP | BLK | WP | HR | S  | P   | ERA  | WHIP  |
|---|-----|-----|----|---|---|----|----|----|-----|-----|-----|----|----|----|-----|------|-------|
| <b>41 John Lackey, R</b><br>ERA: 7.76   | 7.0 |     | 32 | 9 | 4 | 4  | 5  | 4  | 0   | 0   | 0   | 0  | 1  | 73 | 116 | 5.14 | 1.857 |
| <b>Scott Schummers, L</b><br>ERA: 7.71  | 1.0 |     | 3  | 0 | 0 | 0  | 2  | 0  | 0   | 0   | 0   | 0  | 0  | 7  | 10  | 0.00 | 0.000 |
| <b>Ben Weber, R</b><br>ERA: 0.00        | 1.0 |     | 4  | 1 | 0 | 0  | 1  | 0  | 0   | 0   | 0   | 0  | 0  | 10 | 13  | 0.00 | 1.000 |
| <b>Troy Percival, R</b><br>ERA: 3.38    | 1.0 |     | 3  | 0 | 0 | 0  | 1  | 0  | 0   | 0   | 0   | 0  | 0  | 8  | 13  | 0.00 | 0.000 |
| <b>Brendan Donnelly, R</b><br>ERA: 0.00 | 2.0 |     | 7  | 1 | 0 | 0  | 2  | 0  | 0   | 0   | 0   | 0  | 0  | 25 | 35  | 0.00 | 0.500 |

| PITCHER                                | IP  | WLS | BF | H | R | ER | SO | BB | IBB | HBP | BLK | WP | HR | S | P | ERA  | WHIP  |
|--|-----|-----|----|---|---|----|----|----|-----|-----|-----|----|----|---|---|------|-------|
| <b>Mickey Callaway, R</b><br>ERA: 6.04 | 2.0 |     | 8  | 2 | 2 | 2  | 0  | 0  | 0   | 0   | 0   | 0  | 0  | 4 | 4 | 6.04 | 1.500 |

| Batter   | 1   | 2   | 3   | 4   | 5  | 6   | 7   | 8   | 9   | 10  | 11  | 12  | 13  | 14  | AB                           | R                                | H                            | RBI                              | BB                           | SO                               | LOB                              | BOTTOM                             |                                  |        |
|--|---|---|---|---|--|---|---|---|---|---|---|---|---|---|------------------------------|----------------------------------|------------------------------|----------------------------------|------------------------------|----------------------------------|----------------------------------|------------------------------------|----------------------------------|--------|
| <b>David Eckstein, R</b><br>OBP: 0.351, SLG: 0.327     |  |   |  |   |   |   |   |  |  |   |   |  |   |   | 6                            | 0                                | 0                            | 0                                | 0                            | 2                                | 2                                |                                    |                                  |        |
| <b>Adam Kennedy, L</b><br>OBP: 0.389, SLG: 0.406       |  |   |  |   |  |   |  |  |   |  |   |   |  |   | 6                            | 1                                | 3                            | 0                                | 0                            | 1                                | 0                                |                                    |                                  |        |
| <b>Tim Salmon, R</b><br>OBP: 0.390, SLG: 0.543         |  |   |  |   |  |   |  |  |   |  |   |   |  |   | 6                            | 0                                | 1                            | 0                                | 0                            | 3                                | 3                                |                                    |                                  |        |
| <b>16 Garret Anderson, L</b><br>OBP: 0.391, SLG: 0.573 |  |   |  |   |  |   |  |  |   |  |   |   |  |   | 6                            | 0                                | 1                            | 1                                | 0                            | 4                                | 3                                |                                    |                                  |        |
| <b>Brad Fullmer, L</b><br>OBP: 0.438, SLG: 0.557       |   |  |   |  |  |  |  |   |  |   |   |  |   |   | 5                            | 0                                | 0                            | 0                                | 1                            | 1                                | 1                                |                                    |                                  |        |
| <b>Scott Spiezio, S</b><br>OBP: 0.361, SLG: 0.378      |   |  |   |  |  |  |  |   |  |   |  |   |  |   | 3                            | 1                                | 1                            | 1                                | 1                            | 2                                | 0                                |                                    |                                  |        |
| <b>Eric Owens, R</b><br>OBP: 0.271, SLG: 0.227         |   |  |   |  |  |  |  |   |  |   |  |   |   |   | 2                            | 1                                | 0                            | 0                                | 0                            | 0                                | 2                                |                                    |                                  |        |
| <b>Jeff DaVanon, S</b><br>OBP: 0.300, SLG: 0.700       |   |  |   |  |  |  |  |   |  |   |  |   |   |   | 5                            | 1                                | 2                            | 1                                | 0                            | 1                                | 0                                |                                    |                                  |        |
| <b>46 Gary Johnson, L</b><br>OBP: 0.171, SLG: 0.067    |   |  |   |  |  |  |   |  |   |  |   |  |   |  |                              | 3                                | 0                            | 1                                | 0                            | 1                                | 0                                | 3                                  |                                  |        |
| <b>Benji Gil, R</b><br>OBP: 0.125, SLG: 0.087          |   |  |   |  |  |  |   |  |   |  |   |  |   |  |                              | 2                                | 0                            | 1                                | 0                            | 0                                | 1                                | 0                                  |                                  |        |
| <b>José Molina, R</b><br>OBP: 0.277, SLG: 0.346        |   |  |   |  |  |  |   |  |   |  |   |  |   |  |                              | 4                                | 0                            | 1                                | 1                            | 0                                | 0                                | 2                                  |                                  |        |
| <b>Inning Stats</b>                                    | R: 0<br>E: 0<br>K: 1<br>S: 9  | H: 1<br>LOB: 1<br>BB: 0<br>P: 14  | R: 1<br>E: 0<br>K: 2<br>S: 15   | H: 1<br>LOB: 1<br>BB: 1<br>P: 25  | R: 0<br>E: 0<br>K: 2<br>S: 13  | H: 1<br>LOB: 0<br>BB: 0<br>P: 19  | R: 0<br>E: 0<br>K: 2<br>S: 9  | H: 0<br>LOB: 0<br>BB: 0<br>P: 10  | R: 1<br>E: 0<br>K: 0<br>S: 7  | H: 2<br>LOB: 1<br>BB: 0<br>P: 8   | R: 0<br>E: 0<br>K: 2<br>S: 12   | H: 0<br>LOB: 0<br>BB: 0<br>P: 10  | R: 0<br>E: 0<br>K: 0<br>S: 4  | H: 0<br>LOB: 0<br>BB: 0<br>P: 4   | R: 0<br>E: 0<br>K: 2<br>S: 8 | H: 0<br>LOB: 0<br>BB: 0<br>P: 12 | R: 0<br>E: 0<br>K: 1<br>S: 9 | H: 1<br>LOB: 2<br>BB: 1<br>P: 15 | R: 0<br>E: 0<br>K: 0<br>S: 7 | H: 1<br>LOB: 0<br>BB: 0<br>P: 10 | 1B: 7<br>2B: 2<br>3B: 0<br>HR: 2 | SF: 0<br>SAC: 1<br>DP: 2<br>HBP: 0 | WP: 0<br>PB: 0<br>SB: 1<br>CS: 1 | PA: 54 |

| PITCHER                               | IP  | WLS | BF | H | R | ER | SO | BB | IBB | HBP | BLK | WP | HR | S  | P   | ERA   | WHIP  |
|---------------------------------------|-----|-----|----|---|---|----|----|----|-----|-----|-----|----|----|----|-----|-------|-------|
| <b>Pedro Martinez, R</b><br>ERA: 2.9  | 7.0 |     | 27 | 6 | 2 | 2  | 10 | 10 | 0   | 0   | 0   | 0  | 0  | 70 | 101 | 2.57  | 1.000 |
| <b>Brandon Lyon, R</b><br>ERA: 2.25   | 1.0 | H   | 5  | 2 | 1 | 1  | 0  | 0  | 0   | 0   | 0   | 0  | 0  | 13 | 18  | 9.00  | 2.000 |
| <b>Chad Fox, R</b><br>ERA: 3.86       | 0.1 | B   | 4  | 1 | 1 | 1  | 0  | 0  | 0   | 0   | 0   | 0  | 0  | 3  | 10  | 27.00 | 6.000 |
| <b>50 Mike Timlin, R</b><br>ERA: 4.67 | 2.2 |     | 7  | 0 | 0 | 0  | 2  | 0  | 0   | 0   | 0   | 0  | 0  | 14 | 16  | 0.00  | 0.000 |
| <b>Ramiro Mendoza, R</b><br>ERA: 8.22 | 2.0 | W   | 8  | 1 | 0 | 0  | 3  | 0  | 1   | 0   | 0   | 0  | 0  | 17 | 27  | 0.00  | 0.500 |

| PITCHER                           | IP  | WLS | BF | H | R | ER | SO | BB | IBB | HBP | BLK | WP | HR | S | P  | ERA  | WHIP  |
|-----------------------------------|-----|-----|----|---|---|----|----|----|-----|-----|-----|----|----|---|----|------|-------|
| <b>Jason Shiel, R</b><br>ERA: 3.0 | 1.0 |     | 3  | 1 | 0 | 0  | 0  | 0  | 0   | 0   | 0   | 0  | 0  | 7 | 10 | 6.00 | 1.000 |

**Boston Red Sox @ Anaheim Angels**  
Edison International Field, Anaheim, CA

Sun Apr 27 2003, 8:05 PM EDT  
Alt.



| Batter  | 1                             | 2                                | 3                             | 4                                | 5                             | 6                                | 7                            | 8                               | 9                             | AB                               | R                             | H                                | RBI                           | BB                               | SO                            | LOB                              | TOP                          |                                 |                                  |                                    |                                  |         |    |     |    |   |   |    |    |    |     |     |     |    |    |   |   |     |      |
|---|-------------------------------|----------------------------------|-------------------------------|----------------------------------|-------------------------------|----------------------------------|------------------------------|---------------------------------|-------------------------------|----------------------------------|-------------------------------|----------------------------------|-------------------------------|----------------------------------|-------------------------------|----------------------------------|------------------------------|---------------------------------|----------------------------------|------------------------------------|----------------------------------|---------|----|-----|----|---|---|----|----|----|-----|-----|-----|----|----|---|---|-----|------|
| David Eckstein, R (1, 6)<br>OBP: 0.345, SLG: 0.320<br>46 Gary Johnson, L (7, 7)<br>OBP: 0.571, SLG: 0.667 | G6-3                          | P4                               |                               |                                  |                               | BB<br>16<br>FC4-6<br>1B          | F9                           | F8                              |                               | 5                                | 1                             | 1                                | 0                             | 0                                | 0                             | 3                                |                              |                                 |                                  |                                    |                                  |         |    |     |    |   |   |    |    |    |     |     |     |    |    |   |   |     |      |
| Adam Kennedy, L (1, 4)<br>OBP: 0.390, SLG: 0.389  | L4                            |                                  | G4-3                          |                                  |                               | 16<br>FC4-6<br>1B                |                              | F7                              |                               | 4                                | 1                             | 1                                | 0                             | 0                                | 0                             | 0                                |                              |                                 |                                  |                                    |                                  |         |    |     |    |   |   |    |    |    |     |     |     |    |    |   |   |     |      |
| Tim Salmon, R (1, 9)<br>OBP: 0.404, SLG: 0.546<br>Eric Owens, R (7, 8)<br>OBP: 0.265, SLG: 0.222          |                               |                                  |                               |                                  |                               | 16<br>FC4-6<br>1B                | FC6-4<br>HBP                 | G6-3                            |                               | 3                                | 1                             | 2                                | 0                             | 1                                | 0                             | 2                                |                              |                                 |                                  |                                    |                                  |         |    |     |    |   |   |    |    |    |     |     |     |    |    |   |   |     |      |
| 16 Garret Anderson, L (1, 7)<br>OBP: 0.386, SLG: 0.589<br>Benji Gil, R (7, 6)<br>OBP: 0.120, SLG: 0.083   |                               |                                  |                               |                                  |                               | 16<br>FC4-6<br>BB                |                              | G6-3                            |                               | 1                                | 0                             | 0                                | 0                             | 0                                | 0                             | 0                                |                              |                                 |                                  |                                    |                                  |         |    |     |    |   |   |    |    |    |     |     |     |    |    |   |   |     |      |
| 16 Garret Anderson, L (1, 7)<br>OBP: 0.386, SLG: 0.589<br>Benji Gil, R (7, 6)<br>OBP: 0.120, SLG: 0.083   | K                             |                                  |                               |                                  |                               | 16<br>FC4-6<br>1B                |                              | G4-3                            | G6-3                          | 4                                | 1                             | 1                                | 3                             | 0                                | 1                             | 3                                |                              |                                 |                                  |                                    |                                  |         |    |     |    |   |   |    |    |    |     |     |     |    |    |   |   |     |      |
| Brad Fullmer, L (1, 3)<br>OBP: 0.447, SLG: 0.600  |                               |                                  |                               |                                  |                               | 16<br>FC4-6<br>1B                |                              |                                 |                               | 4                                | 1                             | 1                                | 3                             | 0                                | 1                             | 3                                |                              |                                 |                                  |                                    |                                  |         |    |     |    |   |   |    |    |    |     |     |     |    |    |   |   |     |      |
| Brad Fullmer, L (1, 3)<br>OBP: 0.447, SLG: 0.600  |                               |                                  |                               |                                  |                               | 16<br>FC4-6<br>1B                |                              |                                 |                               | 4                                | 1                             | 1                                | 3                             | 0                                | 1                             | 3                                |                              |                                 |                                  |                                    |                                  |         |    |     |    |   |   |    |    |    |     |     |     |    |    |   |   |     |      |
| Troy Glaus, R (1, 10)<br>OBP: 0.348, SLG: 0.475<br>Shawn Wooten, R (9, PH)<br>OBP: 0.308, SLG: 0.351      |                               |                                  |                               |                                  |                               | 16<br>FC4-6<br>1B                |                              |                                 |                               | 4                                | 1                             | 1                                | 3                             | 0                                | 1                             | 3                                |                              |                                 |                                  |                                    |                                  |         |    |     |    |   |   |    |    |    |     |     |     |    |    |   |   |     |      |
| Troy Glaus, R (1, 10)<br>OBP: 0.348, SLG: 0.475<br>Shawn Wooten, R (9, PH)<br>OBP: 0.308, SLG: 0.351      |                               |                                  |                               |                                  |                               | 16<br>FC4-6<br>1B                |                              |                                 |                               | 4                                | 1                             | 1                                | 3                             | 0                                | 1                             | 3                                |                              |                                 |                                  |                                    |                                  |         |    |     |    |   |   |    |    |    |     |     |     |    |    |   |   |     |      |
| Scott Spiezio, S (1, 5)<br>OBP: 0.306, SLG: 0.384   |                               |                                  |                               |                                  |                               | 16<br>FC4-6<br>1B                |                              |                                 |                               | 4                                | 1                             | 1                                | 1                             | 1                                | 0                             | 2                                |                              |                                 |                                  |                                    |                                  |         |    |     |    |   |   |    |    |    |     |     |     |    |    |   |   |     |      |
| Scott Spiezio, S (1, 5)<br>OBP: 0.306, SLG: 0.384   |                               |                                  |                               |                                  |                               | 16<br>FC4-6<br>1B                |                              |                                 |                               | 4                                | 1                             | 1                                | 1                             | 1                                | 0                             | 2                                |                              |                                 |                                  |                                    |                                  |         |    |     |    |   |   |    |    |    |     |     |     |    |    |   |   |     |      |
| Bengie Molina, R (1, 2)<br>OBP: 0.264, SLG: 0.329<br>José Molina, R (9, 2)<br>OBP: 0.308, SLG: 0.351      |                               |                                  |                               |                                  |                               | 16<br>FC4-6<br>1B                |                              |                                 |                               | 4                                | 0                             | 0                                | 0                             | 0                                | 1                             | 3                                |                              |                                 |                                  |                                    |                                  |         |    |     |    |   |   |    |    |    |     |     |     |    |    |   |   |     |      |
| Bengie Molina, R (1, 2)<br>OBP: 0.264, SLG: 0.329<br>José Molina, R (9, 2)<br>OBP: 0.308, SLG: 0.351      |                               |                                  |                               |                                  |                               | 16<br>FC4-6<br>1B                |                              |                                 |                               | 4                                | 0                             | 0                                | 0                             | 0                                | 1                             | 3                                |                              |                                 |                                  |                                    |                                  |         |    |     |    |   |   |    |    |    |     |     |     |    |    |   |   |     |      |
| Jeff DaVanon, S (1, 8)<br>OBP: 0.357, SLG: 0.692  |                               |                                  |                               |                                  |                               | 16<br>FC4-6<br>1B                |                              |                                 |                               | 3                                | 0                             | 2                                | 3                             | 0                                | 0                             | 0                                |                              |                                 |                                  |                                    |                                  |         |    |     |    |   |   |    |    |    |     |     |     |    |    |   |   |     |      |
| Jeff DaVanon, S (1, 8)<br>OBP: 0.357, SLG: 0.692  |                               |                                  |                               |                                  |                               | 16<br>FC4-6<br>1B                |                              |                                 |                               | 3                                | 0                             | 2                                | 3                             | 0                                | 0                             | 0                                |                              |                                 |                                  |                                    |                                  |         |    |     |    |   |   |    |    |    |     |     |     |    |    |   |   |     |      |
| Inning Stats  | R: 0<br>E: 0<br>K: 1<br>S: 12 | H: 1<br>LOB: 1<br>BB: 0<br>P: 18 | R: 2<br>E: 1<br>K: 0<br>S: 16 | H: 2<br>LOB: 1<br>BB: 0<br>P: 26 | R: 2<br>E: 0<br>K: 1<br>S: 15 | H: 2<br>LOB: 0<br>BB: 0<br>P: 22 | R: 0<br>E: 0<br>K: 0<br>S: 4 | H: 0<br>LOB: 0<br>BB: 0<br>P: 4 | R: 2<br>E: 0<br>K: 0<br>S: 13 | H: 3<br>LOB: 1<br>BB: 1<br>P: 18 | R: 1<br>E: 0<br>K: 1<br>S: 17 | H: 1<br>LOB: 2<br>BB: 1<br>P: 25 | R: 3<br>E: 0<br>K: 0<br>S: 15 | H: 4<br>LOB: 1<br>BB: 0<br>P: 24 | R: 0<br>E: 0<br>K: 0<br>S: 11 | H: 0<br>LOB: 0<br>BB: 0<br>P: 15 | R: 0<br>E: 0<br>K: 0<br>S: 6 | H: 0<br>LOB: 0<br>BB: 0<br>P: 8 | 1B: 8<br>2B: 3<br>3B: 1<br>HR: 1 | SF: 1<br>SAC: 0<br>DP: 1<br>HBP: 1 | WP: 0<br>PB: 0<br>SB: 1<br>CS: 0 | PA: 43  |    |     |    |   |   |    |    |    |     |     |     |    |    |   |   |     |      |
| PITCHER   | IP                            | WLS                              | BF                            | H                                | R                             | ER                               | SO                           | BB                              | IBB                           | HBP                              | BLK                           | WP                               | HR                            | S                                | P                             | ERA                              | WHIP                         |                                 |                                  |                                    |                                  | PITCHER | IP | WLS | BF | H | R | ER | SO | BB | IBB | HBP | BLK | WP | HR | S | P | ERA | WHIP |
| Ricardo Rodriguez, R (1, 1)<br>ERA: 3.32  | 5.0                           | L                                | 24                            | 8                                | 6                             | 4                                | 2                            | 1                               | 0                             | 0                                | 0                             | 0                                | 1                             | 60                               | 88                            | 7.20                             | 1.800                        |                                 |                                  |                                    |                                  |         |    |     |    |   |   |    |    |    |     |     |     |    |    |   |   |     |      |
| Aaron Myette, R (6, 1)<br>ERA: 23.63  | 1.2                           |                                  | 12                            | 5                                | 4                             | 4                                | 1                            | 1                               | 0                             | 1                                | 0                             | 0                                | 0                             | 31                               | 48                            | 21.60                            | 3.600                        |                                 |                                  |                                    |                                  |         |    |     |    |   |   |    |    |    |     |     |     |    |    |   |   |     |      |
| Terry Mulholland, L (7, 1)<br>ERA: 1.93   | 2.1                           |                                  | 7                             | 0                                | 0                             | 0                                | 0                            | 0                               | 0                             | 0                                | 0                             | 0                                | 0                             | 18                               | 24                            | 0.00                             | 0.000                        |                                 |                                  |                                    |                                  |         |    |     |    |   |   |    |    |    |     |     |     |    |    |   |   |     |      |

Anaheim Angels @ Cleveland Indians  
Jacobs Field, Cleveland, OH  
Tue Apr 29 2003, 7:05 PM EDT  
Att: 16,667 - Cloudy - 55 F

AB 39  
R 10  
H 13  
RBI 9  
BB 2  
SO 3  
LOB 15



| Batter   | 1                             | 2                                | 3                            | 4                                | 5                            | 6                               | 7                            | 8                                | 9                            | AB                               | R                             | H                                | RBI                          | BB                              | SO                           | LOB                             | BOTTOM                       |                                  |                                  |                                    |                                  |         |    |     |    |   |   |    |    |    |     |     |     |    |    |   |   |     |      |
|--|-------------------------------|----------------------------------|------------------------------|----------------------------------|------------------------------|---------------------------------|------------------------------|----------------------------------|------------------------------|----------------------------------|-------------------------------|----------------------------------|------------------------------|---------------------------------|------------------------------|---------------------------------|------------------------------|----------------------------------|----------------------------------|------------------------------------|----------------------------------|---------|----|-----|----|---|---|----|----|----|-----|-----|-----|----|----|---|---|-----|------|
| Jody Gerut, L (1, 8)<br>OBP: 0.308, SLG: 0.385       | G6-3                          |                                  | G4-3                         |                                  |                              |                                 |                              | F8                               |                              | 4                                | 0                             | 1                                | 0                            | 0                               | 0                            | 0                               |                              |                                  |                                  |                                    |                                  |         |    |     |    |   |   |    |    |    |     |     |     |    |    |   |   |     |      |
| Omar Vizquel, S (1, 6)<br>OBP: 0.327, SLG: 0.406     |                               |                                  | G4-3                         |                                  |                              |                                 |                              | F9                               |                              | 4                                | 0                             | 1                                | 0                            | 0                               | 0                            | 1                               |                              |                                  |                                  |                                    |                                  |         |    |     |    |   |   |    |    |    |     |     |     |    |    |   |   |     |      |
| Karim Garcia, L (1, 9)<br>OBP: 0.250, SLG: 0.408     |                               |                                  | G4-3                         |                                  |                              |                                 |                              | F7                               |                              | 4                                | 0                             | 0                                | 0                            | 0                               | 0                            | 1                               |                              |                                  |                                  |                                    |                                  |         |    |     |    |   |   |    |    |    |     |     |     |    |    |   |   |     |      |
| Ellis Burks, R (1, 10)<br>OBP: 0.380, SLG: 0.483     | L3                            |                                  |                              |                                  |                              |                                 |                              |                                  |                              | 3                                | 1                             | 1                                | 1                            | 1                               | 0                            | 1                               |                              |                                  |                                  |                                    |                                  |         |    |     |    |   |   |    |    |    |     |     |     |    |    |   |   |     |      |
| Ellis Burks, R (1, 10)<br>OBP: 0.380, SLG: 0.483     | L3                            |                                  |                              |                                  |                              |                                 |                              |                                  |                              | 3                                | 1                             | 1                                | 1                            | 1                               | 0                            | 1                               |                              |                                  |                                  |                                    |                                  |         |    |     |    |   |   |    |    |    |     |     |     |    |    |   |   |     |      |
| Matt Lawton, L (1, 7)<br>OBP: 0.284, SLG: 0.268      |                               |                                  |                              |                                  |                              |                                 |                              |                                  |                              | 4                                | 0                             | 2                                | 0                            | 0                               | 0                            | 1                               |                              |                                  |                                  |                                    |                                  |         |    |     |    |   |   |    |    |    |     |     |     |    |    |   |   |     |      |
| Matt Lawton, L (1, 7)<br>OBP: 0.284, SLG: 0.268      |                               |                                  |                              |                                  |                              |                                 |                              |                                  |                              | 4                                | 0                             | 2                                | 0                            | 0                               | 0                            | 1                               |                              |                                  |                                  |                                    |                                  |         |    |     |    |   |   |    |    |    |     |     |     |    |    |   |   |     |      |
| Josh Bard, S (1, 2)<br>OBP: 0.294, SLG: 0.282        |                               |                                  |                              |                                  |                              |                                 |                              |                                  |                              | 4                                | 0                             | 0                                | 0                            | 0                               | 0                            | 3                               |                              |                                  |                                  |                                    |                                  |         |    |     |    |   |   |    |    |    |     |     |     |    |    |   |   |     |      |
| Josh Bard, S (1, 2)<br>OBP: 0.294, SLG: 0.282        |                               |                                  |                              |                                  |                              |                                 |                              |                                  |                              | 4                                | 0                             | 0                                | 0                            | 0                               | 0                            | 3                               |                              |                                  |                                  |                                    |                                  |         |    |     |    |   |   |    |    |    |     |     |     |    |    |   |   |     |      |
| 48 Travis Hafner, L (1, 3)<br>OBP: 0.253, SLG: 0.363 |                               |                                  |                              |                                  |                              |                                 |                              |                                  |                              | 2                                | 0                             | 0                                | 0                            | 1                               | 0                            | 1                               |                              |                                  |                                  |                                    |                                  |         |    |     |    |   |   |    |    |    |     |     |     |    |    |   |   |     |      |
| 48 Travis Hafner, L (1, 3)<br>OBP: 0.253, SLG: 0.363 |                               |                                  |                              |                                  |                              |                                 |                              |                                  |                              | 2                                | 0                             | 0                                | 0                            | 1                               | 0                            | 1                               |                              |                                  |                                  |                                    |                                  |         |    |     |    |   |   |    |    |    |     |     |     |    |    |   |   |     |      |
| Casey Blake, R (1, 5)<br>OBP: 0.282, SLG: 0.418      |                               |                                  |                              |                                  |                              |                                 |                              |                                  |                              | 3                                | 0                             | 2                                | 0                            | 0                               | 0                            | 0                               |                              |                                  |                                  |                                    |                                  |         |    |     |    |   |   |    |    |    |     |     |     |    |    |   |   |     |      |
| Casey Blake, R (1, 5)<br>OBP: 0.282, SLG: 0.418      |                               |                                  |                              |                                  |                              |                                 |                              |                                  |                              | 3                                | 0                             | 2                                | 0                            | 0                               | 0                            | 0                               |                              |                                  |                                  |                                    |                                  |         |    |     |    |   |   |    |    |    |     |     |     |    |    |   |   |     |      |
| Brandon Phillips, R (1, 4)<br>OBP: 0.262, SLG: 0.338 |                               |                                  |                              |                                  |                              |                                 |                              |                                  |                              | 3                                | 0                             | 0                                | 0                            | 0                               | 0                            | 3                               |                              |                                  |                                  |                                    |                                  |         |    |     |    |   |   |    |    |    |     |     |     |    |    |   |   |     |      |
| Brandon Phillips, R (1, 4)<br>OBP: 0.262, SLG: 0.338 |                               |                                  |                              |                                  |                              |                                 |                              |                                  |                              | 3                                | 0                             | 0                                | 0                            | 0                               | 0                            | 3                               |                              |                                  |                                  |                                    |                                  |         |    |     |    |   |   |    |    |    |     |     |     |    |    |   |   |     |      |
| Inning Stats   | R: 0<br>E: 0<br>K: 0<br>S: 10 | H: 1<br>LOB: 1<br>BB: 0<br>P: 15 | R: 0<br>E: 0<br>K: 0<br>S: 8 | H: 1<br>LOB: 2<br>BB: 1<br>P: 18 | R: 0<br>E: 0<br>K: 0<br>S: 5 | H: 0<br>LOB: 0<br>BB: 0<br>P: 7 | R: 1<br>E: 0<br>K: 0<br>S: 8 | H: 2<br>LOB: 0<br>BB: 0<br>P: 11 | R: 0<br>E: 0<br>K: 0<br>S: 8 | H: 1<br>LOB: 1<br>BB: 0<br>P: 10 | R: 0<br>E: 0<br>K: 0<br>S: 10 | H: 1<br>LOB: 1<br>BB: 0<br>P: 11 | R: 0<br>E: 0<br>K: 0<br>S: 5 | H: 1<br>LOB: 0<br>BB: 0<br>P: 6 | R: 0<br>E: 0<br>K: 0<br>S: 5 | H: 0<br>LOB: 0<br>BB: 0<br>P: 9 | R: 0<br>E: 0<br>K: 0<br>S: 7 | H: 0<br>LOB: 0<br>BB: 1<br>P: 12 | 1B: 4<br>2B: 2<br>3B: 0<br>HR: 1 | SF: 0<br>SAC: 0<br>DP: 3<br>HBP: 0 | WP: 0<br>PB: 0<br>SB: 0<br>CS: 0 | PA: 33  |    |     |    |   |   |    |    |    |     |     |     |    |    |   |   |     |      |
| PITCHER  | IP                            | WLS                              | BF                           | H                                | R                            | ER                              | SO                           | BB                               | IBB                          | HBP                              | BLK                           | WP                               | HR                           | S                               | P                            | ERA                             | WHIP                         |                                  |                                  |                                    |                                  | PITCHER | IP | WLS | BF | H | R | ER | SO | BB | IBB | HBP | BLK | WP | HR | S | P | ERA | WHIP |
| Ramon Ortiz, R (1, 1)<br>ERA: 4.38                   | 9.0                           | W                                | 33                           | 7                                | 1                            | 1                               | 0                            | 2                                | 0                            | 0                                | 0                             | 0                                | 1                            | 66                              | 99                           | 1.00                            | 1.000                        |                                  |                                  |                                    |                                  |         |    |     |    |   |   |    |    |    |     |     |     |    |    |   |   |     |      |

Anaheim Angels @ Cleveland Indians  
Jacobs Field, Cleveland, OH  
Tue Apr 29 2003, 7:05 PM EDT  
Att: 16,667 - Cloudy - 55 F

AB 31  
R 1  
H 7  
RBI 1  
BB 2  
SO 0  
LOB 11





| Batter  | 1                             | 2                                | 3                             | 4                                | 5                            | 6                                | 7                             | 8                                | 9                            | AB                              | R                             | H                                | RBI                          | BB                              | SO                           | LOB                              | TOP                              |                                    |                                  |        |  |
|---|-------------------------------|----------------------------------|-------------------------------|----------------------------------|------------------------------|----------------------------------|-------------------------------|----------------------------------|------------------------------|---------------------------------|-------------------------------|----------------------------------|------------------------------|---------------------------------|------------------------------|----------------------------------|----------------------------------|------------------------------------|----------------------------------|--------|--|
| David Eckstein, R<br>OBP: 0.347, SLG: 0.324   | F8                            |                                  |                               | CS                               | L6                           |                                  |                               |                                  | G4-6-3                       | 5                               | 0                             | 2                                | 0                            | 0                               | 0                            | 2                                |                                  |                                    |                                  |        |  |
| Benji Gil, R<br>OBP: 0.138, SLG: 0.074  | G6-3                          | CS                               |                               |                                  | G6-3                         |                                  | F9                            |                                  |                              | 3                               | 0                             | 0                                | 0                            | 1                               | 0                            | 1                                |                                  |                                    |                                  |        |  |
| Tim Salmon, R<br>OBP: 0.399, SLG: 0.545<br>Jeff DaVanon, S<br>OBP: 0.357, SLG: 0.692    |                               |                                  |                               | F8                               | P4                           |                                  |                               |                                  |                              | 4                               | 0                             | 1                                | 0                            | 0                               | 1                            | 2                                |                                  |                                    |                                  |        |  |
| 16 Garret Anderson, L<br>OBP: 0.373, SLG: 0.568   | G4-3                          |                                  |                               |                                  |                              |                                  |                               |                                  |                              | 4                               | 0                             | 0                                | 0                            | 0                               | 0                            | 2                                |                                  |                                    |                                  |        |  |
| Troy Glaus, R<br>OBP: 0.366, SLG: 0.494   |                               |                                  |                               |                                  |                              |                                  |                               |                                  |                              | 3                               | 2                             | 2                                | 0                            | 1                               | 0                            | 0                                |                                  |                                    |                                  |        |  |
| Shawn Wooten, R<br>OBP: 0.333, SLG: 0.400<br>Scott Spiezio, S<br>OBP: 0.303, SLG: 0.379 |                               |                                  |                               |                                  |                              |                                  |                               |                                  |                              | 3                               | 2                             | 2                                | 1                            | 0                               | 0                            | 1                                |                                  |                                    |                                  |        |  |
| Brad Fullmer, L<br>OBP: 0.449, SLG: 0.633   |                               |                                  |                               |                                  |                              |                                  |                               |                                  |                              | 4                               | 1                             | 2                                | 2                            | 0                               | 1                            | 2                                |                                  |                                    |                                  |        |  |
| Bengie Molina, R<br>OBP: 0.275, SLG: 0.371  |                               |                                  |                               |                                  |                              |                                  |                               |                                  |                              | 4                               | 1                             | 2                                | 2                            | 0                               | 0                            | 1                                |                                  |                                    |                                  |        |  |
| Eric Owens, R<br>OBP: 0.283, SLG: 0.245   |                               |                                  |                               |                                  |                              |                                  |                               |                                  |                              | 4                               | 0                             | 2                                | 1                            | 0                               | 0                            | 2                                |                                  |                                    |                                  |        |  |
| <b>Inning Stats</b>   | R: 0<br>E: 0<br>K: 0<br>S: 12 | H: 1<br>LOB: 1<br>BB: 0<br>P: 18 | R: 2<br>E: 0<br>K: 1<br>S: 17 | H: 4<br>LOB: 1<br>BB: 0<br>P: 25 | R: 0<br>E: 0<br>K: 0<br>S: 7 | H: 0<br>LOB: 0<br>BB: 1<br>P: 12 | R: 2<br>E: 0<br>K: 0<br>S: 10 | H: 3<br>LOB: 0<br>BB: 0<br>P: 17 | R: 0<br>E: 0<br>K: 0<br>S: 6 | H: 2<br>LOB: 0<br>BB: 0<br>P: 9 | R: 0<br>E: 0<br>K: 1<br>S: 10 | H: 1<br>LOB: 1<br>BB: 0<br>P: 13 | R: 0<br>E: 0<br>K: 0<br>S: 3 | H: 0<br>LOB: 0<br>BB: 1<br>P: 8 | R: 0<br>E: 0<br>K: 0<br>S: 8 | H: 2<br>LOB: 1<br>BB: 0<br>P: 12 | 1B: 8<br>2B: 3<br>3B: 0<br>HR: 2 | SF: 0<br>SAC: 0<br>DP: 3<br>HBP: 0 | WP: 0<br>PB: 0<br>SB: 0<br>CS: 2 | PA: 39 |  |
| <b>PITCHER</b>  | IP                            | WLS                              | BF                            | H                                | R                            | ER                               | SO                            | BB                               | IBB                          | HBP                             | BLK                           | WP                               | HR                           | S                               | P                            | ERA                              | WHIP                             |                                    |                                  |        |  |
| Brian Anderson, L<br>ERA: 4.55  | (1, 1)                        | 6.0                              | L                             | 26                               | 10                           | 6                                | 6                             | 1                                | 1                            | 0                               | 0                             | 0                                | 0                            | 2                               | 61                           | 98                               | 9.00                             | 1.833                              |                                  |        |  |
| Jose Santiago, R<br>ERA: 2.53   | (7, 1)                        | 2.0                              |                               | 7                                | 1                            | 0                                | 0                             | 1                                | 1                            | 0                               | 0                             | 0                                | 0                            | 0                               | 13                           | 21                               | 0.00                             | 1.000                              |                                  |        |  |
| Danys Baez, R<br>ERA: 5.54  | (9, 1)                        | 1.0                              |                               | 4                                | 2                            | 0                                | 0                             | 0                                | 0                            | 0                               | 0                             | 0                                | 0                            | 8                               | 12                           | 0.00                             | 2.000                            |                                    |                                  |        |  |

Anaheim Angels @ Cleveland Indians  
Jacobs Field, Cleveland, OH  
Wed Apr 30 2003, 7:05 PM EDT  
Att: 15,761 - Cloudy - 68 F

AB 35  
R 6  
H 13  
RBI 6  
BB 2  
SO 2  
LOB 14



| Batter  | 1                            | 2                               | 3                             | 4                                | 5                            | 6                                | 7                            | 8                               | 9                             | AB                               | R                            | H                               | RBI                           | BB                               | SO                           | LOB                              | BOTTOM                           |                                    |                                  |        |  |
|---|------------------------------|---------------------------------|-------------------------------|----------------------------------|------------------------------|----------------------------------|------------------------------|---------------------------------|-------------------------------|----------------------------------|------------------------------|---------------------------------|-------------------------------|----------------------------------|------------------------------|----------------------------------|----------------------------------|------------------------------------|----------------------------------|--------|--|
| Omar Vizquel, S<br>OBP: 0.333, SLG: 0.404   | G4-3                         |                                 |                               |                                  |                              |                                  |                              |                                 |                               | 3                                | 1                            | 1                               | 0                             | 1                                | 0                            | 1                                |                                  |                                    |                                  |        |  |
| Matt Lawton, L<br>OBP: 0.283, SLG: 0.302  | P6                           |                                 |                               |                                  |                              |                                  |                              |                                 |                               | 4                                | 1                            | 1                               | 2                             | 0                                | 0                            | 2                                |                                  |                                    |                                  |        |  |
| Ellis Burks, R<br>OBP: 0.375, SLG: 0.473  | P4                           |                                 |                               |                                  |                              |                                  |                              |                                 |                               | 4                                | 0                            | 1                               | 0                             | 0                                | 0                            | 0                                |                                  |                                    |                                  |        |  |
| Shane Spencer, R<br>OBP: 0.306, SLG: 0.377  |                              |                                 |                               |                                  |                              |                                  |                              |                                 |                               | 4                                | 0                            | 0                               | 0                             | 0                                | 0                            | 2                                |                                  |                                    |                                  |        |  |
| Casey Blake, R<br>OBP: 0.284, SLG: 0.407<br>Bill Selby, L<br>OBP: 0.167, SLG: 0.091 |                              |                                 |                               |                                  |                              |                                  |                              |                                 |                               | 2                                | 0                            | 0                               | 0                             | 0                                | 0                            | 0                                |                                  |                                    |                                  |        |  |
| Jody Gerut, L<br>OBP: 0.294, SLG: 0.412   |                              |                                 |                               |                                  |                              |                                  |                              |                                 |                               | 4                                | 0                            | 1                               | 0                             | 0                                | 0                            | 0                                |                                  |                                    |                                  |        |  |
| Josh Bard, S<br>OBP: 0.281, SLG: 0.268  |                              |                                 |                               |                                  |                              |                                  |                              |                                 |                               | 4                                | 0                            | 0                               | 0                             | 0                                | 0                            | 2                                |                                  |                                    |                                  |        |  |
| 48 Travis Hafner, L<br>OBP: 0.267, SLG: 0.378                                       |                              |                                 |                               |                                  |                              |                                  |                              |                                 |                               | 2                                | 0                            | 1                               | 0                             | 1                                | 0                            | 0                                |                                  |                                    |                                  |        |  |
| Brandon Phillips, R<br>OBP: 0.253, SLG: 0.325                                       |                              |                                 |                               |                                  |                              |                                  |                              |                                 |                               | 3                                | 0                            | 0                               | 0                             | 0                                | 1                            | 4                                |                                  |                                    |                                  |        |  |
| <b>Inning Stats</b>   | R: 0<br>E: 0<br>K: 0<br>S: 5 | H: 0<br>LOB: 0<br>BB: 0<br>P: 8 | R: 0<br>E: 0<br>K: 0<br>S: 12 | H: 1<br>LOB: 3<br>BB: 1<br>P: 23 | R: 0<br>E: 0<br>K: 0<br>S: 7 | H: 1<br>LOB: 1<br>BB: 1<br>P: 15 | R: 0<br>E: 0<br>K: 0<br>S: 7 | H: 0<br>LOB: 0<br>BB: 0<br>P: 9 | R: 0<br>E: 0<br>K: 0<br>S: 11 | H: 1<br>LOB: 1<br>BB: 0<br>P: 19 | R: 0<br>E: 0<br>K: 0<br>S: 6 | H: 0<br>LOB: 0<br>BB: 0<br>P: 9 | R: 0<br>E: 0<br>K: 1<br>S: 13 | H: 2<br>LOB: 0<br>BB: 0<br>P: 16 | R: 0<br>E: 0<br>K: 0<br>S: 8 | H: 0<br>LOB: 0<br>BB: 0<br>P: 10 | 1B: 2<br>2B: 2<br>3B: 0<br>HR: 1 | SF: 0<br>SAC: 0<br>DP: 1<br>HBP: 1 | WP: 0<br>PB: 0<br>SB: 0<br>CS: 0 | PA: 34 |  |
| <b>PITCHER</b>  | IP                           | WLS                             | BF                            | H                                | R                            | ER                               | SO                           | BB                              | IBB                           | HBP                              | BLK                          | WP                              | HR                            | S                                | P                            | ERA                              | WHIP                             |                                    |                                  |        |  |
| Jarrod Washburn, L<br>ERA: 4.29   | (1, 1)                       | 8.0                             | W                             | 31                               | 5                            | 2                                | 2                            | 1                               | 2                             | 0                                | 0                            | 0                               | 0                             | 1                                | 69                           | 112                              | 2.25                             | 0.875                              |                                  |        |  |
| Brendan Donnelly, R<br>ERA:   | (9, 1)                       | 1.0                             |                               | 3                                | 0                            | 0                                | 0                            | 0                               | 0                             | 0                                | 0                            | 0                               | 0                             | 8                                | 10                           | 0.00                             | 0.000                            |                                    |                                  |        |  |

Anaheim Angels @ Cleveland Indians  
Jacobs Field, Cleveland, OH  
Wed Apr 30 2003, 7:05 PM EDT  
Att: 15,761 - Cloudy - 68 F

AB 31  
R 2  
H 5  
RBI 2  
BB 2  
SO 1  
LOB 11





| Batter  | 1   | 2                                | 3                            | 4                                | 5                            | 6                               | 7                            | 8                                | 9                            | AB                               | R                            | H                                | RBI                           | BB                               | SO                            | LOB                              | TOP                              |                                    |                                  |        |
|---|---|----------------------------------|------------------------------|----------------------------------|------------------------------|---------------------------------|------------------------------|----------------------------------|------------------------------|----------------------------------|------------------------------|----------------------------------|-------------------------------|----------------------------------|-------------------------------|----------------------------------|----------------------------------|------------------------------------|----------------------------------|--------|
| David Eckstein, R (1, 6)<br>OBP: 0.336, SLG: 0.313                      | G5-3  |                                  |                              | G3-1                             |                              | B1-3                            |                              |                                  | K                            | 4                                | 0                            | 0                                | 0                             | 0                                | 1                             | 0                                |                                  |                                    |                                  |        |
| Adam Kennedy, L (1, 4)<br>OBP: 0.356, SLG: 0.350                        | K   |                                  |                              | F8                               |                              |                                 | L6                           |                                  | L4                           | 4                                | 0                            | 0                                | 0                             | 0                                | 1                             | 0                                |                                  |                                    |                                  |        |
| Tim Salmon, R (1, 9)<br>OBP: 0.402, SLG: 0.571                          | G5-3  |                                  |                              | HR                               |                              |                                 | L5                           |                                  | G1-3                         | 4                                | 1                            | 2                                | 1                             | 0                                | 0                             | 0                                |                                  |                                    |                                  |        |
| 16 Garret Anderson, L (1, 7)<br>OBP: 0.372, SLG: 0.561                  |   |                                  |                              | P2                               |                              |                                 | 1B                           |                                  |                              | 3                                | 0                            | 1                                | 0                             | 0                                | 0                             | 0                                |                                  |                                    |                                  |        |
| Troy Glaus, R (1, 10)<br>OBP: 0.365, SLG: 0.482                         | K   |                                  |                              |                                  |                              | K2-3                            |                              |                                  |                              | 2                                | 0                            | 0                                | 0                             | 1                                | 2                             | 0                                |                                  |                                    |                                  |        |
| Brad Fullmer, L (1, 3)<br>OBP: 0.435, SLG: 0.610                        | F7  |                                  |                              |                                  |                              | G4-1                            |                              |                                  |                              | 3                                | 0                            | 0                                | 0                             | 0                                | 0                             | 3                                |                                  |                                    |                                  |        |
| Scott Spiezio, S (1, 5)<br>OBP: 0.294, SLG: 0.367                       |   |                                  |                              | P3                               |                              | G4-3                            |                              |                                  | L8                           | 3                                | 0                            | 0                                | 0                             | 0                                | 0                             | 0                                |                                  |                                    |                                  |        |
| Jeff DaVanon, S (1, 8)<br>OBP: 0.294, SLG: 0.563                        |   |                                  |                              | L3                               |                              |                                 |                              |                                  | F7                           | 3                                | 0                            | 0                                | 0                             | 0                                | 0                             | 0                                |                                  |                                    |                                  |        |
| José Molina, R (1, 2)<br>46 Gary Johnson, L (8, PH)<br>Bengie Molina, R |   |                                  |                              | B1                               |                              |                                 |                              |                                  | G5-3                         | 2                                | 0                            | 0                                | 0                             | 0                                | 1                             | 0                                |                                  |                                    |                                  |        |
|   |   |                                  |                              |                                  |                              |                                 |                              |                                  |                              | 1                                | 0                            | 0                                | 0                             | 0                                | 0                             | 0                                |                                  |                                    |                                  |        |
|   |   |                                  |                              |                                  |                              |                                 |                              |                                  |                              | 0                                | 0                            | 0                                | 0                             | 0                                | 0                             | 0                                |                                  |                                    |                                  |        |
| <b>Inning Stats</b>   | R: 0<br>E: 0<br>K: 1<br>S: 10   | H: 0<br>LOB: 0<br>BB: 0<br>P: 15 | R: 0<br>E: 0<br>K: 1<br>S: 7 | H: 0<br>LOB: 0<br>BB: 0<br>P: 11 | R: 0<br>E: 0<br>K: 0<br>S: 4 | H: 0<br>LOB: 0<br>BB: 0<br>P: 5 | R: 1<br>E: 0<br>K: 0<br>S: 8 | H: 1<br>LOB: 0<br>BB: 0<br>P: 10 | R: 0<br>E: 0<br>K: 1<br>S: 6 | H: 0<br>LOB: 0<br>BB: 0<br>P: 10 | R: 0<br>E: 0<br>K: 0<br>S: 9 | H: 2<br>LOB: 2<br>BB: 1<br>P: 13 | R: 0<br>E: 0<br>K: 0<br>S: 10 | H: 0<br>LOB: 0<br>BB: 0<br>P: 14 | R: 0<br>E: 0<br>K: 1<br>S: 10 | H: 0<br>LOB: 0<br>BB: 0<br>P: 14 | 1B: 2<br>2B: 1<br>3B: 0<br>HR: 1 | SF: 0<br>SAC: 0<br>DP: 1<br>HBP: 0 | WP: 0<br>PB: 0<br>SB: 0<br>CS: 0 | PA: 30 |
| <b>PITCHER</b><br>Cory Lidle, R (1, 1)<br>ERA: 4.8                      | IP: 9.0<br>WLS: W<br>BF: 30<br>H: 3<br>R: 1<br>ER: 1<br>SO: 5<br>BB: 1<br>IBB: 0<br>HBP: 0<br>BLK: 0<br>WP: 0<br>HR: 1<br>S: 71<br>P: 103<br>ERA: 1.00<br>WHIP: 0.444 |                                  |                              |                                  |                              |                                 |                              |                                  |                              |                                  |                              |                                  |                               |                                  |                               |                                  |                                  |                                    |                                  |        |

Anaheim Angels @ Toronto Blue Jays  
SkyDome, Toronto, ON  
Fri May 02 2003, 7:05 PM EDT  
Att: 17,799 - Dome - 72 F

AB 29  
R 1  
H 3  
RBI 1  
BB 1  
SO 5  
LOB 3



| Batter  | 1   | 2                                | 3                             | 4                                | 5                            | 6                                | 7                            | 8                                | 9                             | AB                               | R                            | H                                | RBI                          | BB                               | SO                            | LOB                              | BOTTOM                           |                                    |                                  |        |
|---|---|----------------------------------|-------------------------------|----------------------------------|------------------------------|----------------------------------|------------------------------|----------------------------------|-------------------------------|----------------------------------|------------------------------|----------------------------------|------------------------------|----------------------------------|-------------------------------|----------------------------------|----------------------------------|------------------------------------|----------------------------------|--------|
| Shannon Stewart, R (1, 7)<br>OBP: 0.358, SLG: 0.406                         | G6-3  | G4-3                             |                               |                                  |                              |                                  |                              | F9                               |                               | 4                                | 0                            | 1                                | 0                            | 0                                | 0                             | 0                                |                                  |                                    |                                  |        |
| Frank Catalanotto, L (1, 9)<br>Jayson Werth, R (9, 9)                       | HR  |                                  |                               | G3                               |                              |                                  | F8                           |                                  | G1-3                          | 4                                | 1                            | 1                                | 0                            | 0                                | 0                             | 1                                |                                  |                                    |                                  |        |
| 10 Vernon Wells, R (1, 8)<br>OBP: 0.293, SLG: 0.457                         | 1B  |                                  |                               | G4-3                             |                              |                                  |                              |                                  |                               | 0                                | 0                            | 0                                | 0                            | 0                                | 0                             | 0                                |                                  |                                    |                                  |        |
| 10 Vernon Wells, R (1, 8)<br>OBP: 0.293, SLG: 0.457                         | 1B  |                                  |                               |                                  |                              |                                  |                              |                                  |                               | 4                                | 1                            | 1                                | 0                            | 0                                | 1                             | 0                                |                                  |                                    |                                  |        |
| Carlos Delgado, L (1, 3)<br>OBP: 0.464, SLG: 0.680                          | HR  |                                  |                               | K                                |                              |                                  |                              |                                  |                               | 3                                | 1                            | 1                                | 3                            | 0                                | 1                             | 0                                |                                  |                                    |                                  |        |
| Josh Phelps, R (1, 10)<br>OBP: 0.376, SLG: 0.477                            | 1B  |                                  |                               | K                                |                              |                                  |                              |                                  |                               | 2                                | 0                            | 1                                | 0                            | 0                                | 1                             | 0                                |                                  |                                    |                                  |        |
| Eric Hinske, L (1, 5)<br>OBP: 0.310, SLG: 0.390                             | K   |                                  |                               | G4-3                             |                              |                                  |                              |                                  |                               | 3                                | 0                            | 0                                | 0                            | 0                                | 2                             | 2                                |                                  |                                    |                                  |        |
| Tom Wilson, R (1, 2)<br>OBP: 0.364, SLG: 0.474                              | G6-3  |                                  |                               | F8                               |                              |                                  |                              |                                  |                               | 3                                | 0                            | 0                                | 0                            | 0                                | 1                             | 1                                |                                  |                                    |                                  |        |
| Orlando Hudson, S (1, 4)<br>OBP: 0.315, SLG: 0.333                          |   |                                  |                               | G4-3                             |                              |                                  |                              |                                  |                               | 3                                | 0                            | 0                                | 0                            | 0                                | 0                             | 0                                |                                  |                                    |                                  |        |
| Chris Woodward, R (1, 6)<br>OBP: 0.319, SLG: 0.363                          |   |                                  |                               | F8                               |                              |                                  |                              |                                  |                               | 3                                | 0                            | 0                                | 0                            | 0                                | 1                             | 0                                |                                  |                                    |                                  |        |
| <b>Inning Stats</b>   | R: 3<br>E: 0<br>K: 1<br>S: 23   | H: 4<br>LOB: 1<br>BB: 0<br>P: 34 | R: 0<br>E: 0<br>K: 0<br>S: 10 | H: 0<br>LOB: 0<br>BB: 0<br>P: 15 | R: 0<br>E: 0<br>K: 1<br>S: 8 | H: 0<br>LOB: 0<br>BB: 0<br>P: 10 | R: 0<br>E: 0<br>K: 1<br>S: 7 | H: 0<br>LOB: 0<br>BB: 0<br>P: 13 | R: 0<br>E: 0<br>K: 1<br>S: 11 | H: 1<br>LOB: 1<br>BB: 0<br>P: 20 | R: 0<br>E: 0<br>K: 1<br>S: 9 | H: 0<br>LOB: 1<br>BB: 0<br>P: 14 | R: 0<br>E: 0<br>K: 1<br>S: 7 | H: 0<br>LOB: 0<br>BB: 0<br>P: 11 | R: 0<br>E: 0<br>K: 1<br>S: 10 | H: 0<br>LOB: 0<br>BB: 0<br>P: 18 | 1B: 3<br>2B: 1<br>3B: 0<br>HR: 1 | SF: 0<br>SAC: 0<br>DP: 0<br>HBP: 1 | WP: 0<br>PB: 0<br>SB: 0<br>CS: 0 | PA: 30 |
| <b>PITCHER</b><br>41 John Lackey, R (1, 1)<br>Francisco Rodriguez, R (7, 1) | IP: 6.0<br>WLS: L<br>BF: 24<br>H: 5<br>R: 3<br>ER: 3<br>SO: 3<br>BB: 0<br>IBB: 0<br>HBP: 0<br>BLK: 0<br>WP: 0<br>HR: 1<br>S: 68<br>P: 106<br>ERA: 4.50<br>WHIP: 0.833 |                                  |                               |                                  |                              |                                  |                              |                                  |                               |                                  |                              |                                  |                              |                                  |                               |                                  |                                  |                                    |                                  |        |

Anaheim Angels @ Toronto Blue Jays  
SkyDome, Toronto, ON  
Fri May 02 2003, 7:05 PM EDT  
Att: 17,799 - Dome - 72 F

AB 29  
R 3  
H 5  
RBI 3  
BB 0  
SO 7  
LOB 4





| Batter  | 1                            | 2                                | 3                            | 4                                | 5                            | 6                                | 7                             | 8                                | 9                            | AB                              | R                             | H                                | RBI                          | BB                               | SO                            | LOB                              | TOP  |                                 |                                  |                                    |                                  |        |  |  |  |
|---|------------------------------|----------------------------------|------------------------------|----------------------------------|------------------------------|----------------------------------|-------------------------------|----------------------------------|------------------------------|---------------------------------|-------------------------------|----------------------------------|------------------------------|----------------------------------|-------------------------------|----------------------------------|--|---------------------------------|----------------------------------|------------------------------------|----------------------------------|--------|--|--|--|
| David Eckstein, R (1,6)<br>OBP: 0.333, SLG: 0.336     | F9                           |                                  | F7                           |                                  |                              | HR                               | P3                            |                                  |                              | 4                               | 1                             | 1                                | 1                            | 0                                | 0                             | 4                                | <b>Anaheim Angels @ Toronto Blue Jays</b><br>SkyDome, Toronto, ON<br>Sat May 03 2003, 1:05 PM EDT<br>Att: 21,007 - Dome - 72 F |                                 |                                  |                                    |                                  |        |  |  |  |
| Scott Spiezio, S (1,9)<br>OBP: 0.283, SLG: 0.351      | G4-3                         |                                  |                              | G3-1                             |                              | F8                               |                               | G6-3                             |                              | 4                               | 0                             | 0                                | 0                            | 0                                | 0                             |                                  |  |                                 |                                  |                                    |                                  |        |  |  |  |
| Tim Salmon, R (1,10)<br>OBP: 0.405, SLG: 0.565        | G5-3                         |                                  |                              |                                  | 1B                           | G5-3                             |                               | FC6                              | BB                           | 3                               | 0                             | 1                                | 0                            | 1                                | 0                             |                                  |  |                                 |                                  |                                    |                                  |        |  |  |  |
| 16 Garret Anderson, L (1,7)<br>OBP: 0.368, SLG: 0.568 |                              | L8                               |                              | F7                               |                              |                                  |                               | FC6                              | BB                           | 4                               | 0                             | 1                                | 0                            | 0                                | 0                             | 2                                |  |                                 |                                  |                                    |                                  |        |  |  |  |
| Troy Glaus, R (1,5)<br>OBP: 0.370, SLG: 0.477         |                              |                                  |                              | P4                               |                              |                                  |                               | G6-3                             |                              | 3                               | 0                             | 1                                | 0                            | 1                                | 0                             | 2                                |  |                                 |                                  |                                    |                                  |        |  |  |  |
| Shawn Wooten, R (1,3)<br>OBP: 0.326, SLG: 0.386       |                              |                                  |                              |                                  |                              |                                  |                               |                                  |                              |                                 |                               |                                  |                              |                                  |                               |                                  |  |                                 |                                  |                                    |                                  |        |  |  |  |
| Shawn Wooten, R (1,3)<br>OBP: 0.326, SLG: 0.386       |                              |                                  |                              |                                  |                              | K                                |                               |                                  |                              | 4                               | 0                             | 1                                | 0                            | 0                                | 1                             | 3                                |  |                                 |                                  |                                    |                                  |        |  |  |  |
| Bengie Molina, R (1,2)<br>OBP: 0.361, SLG: 0.374      |                              |                                  |                              |                                  |                              | G4-6-3                           |                               |                                  |                              | 2                               | 0                             | 1                                | 0                            | 1                                | 0                             | 1                                |  |                                 |                                  |                                    |                                  |        |  |  |  |
| Jeff DaVanon, S (7,PR)<br>OBP: 0.333, SLG: 0.563      |                              |                                  |                              |                                  |                              |                                  |                               |                                  |                              | 0                               | 0                             | 0                                | 0                            | 1                                | 0                             | 0                                |  |                                 |                                  |                                    |                                  |        |  |  |  |
| Eric Owens, R (1,8)<br>OBP: 0.281, SLG: 0.245         |                              |                                  |                              |                                  |                              |                                  |                               |                                  |                              | 4                               | 0                             | 1                                | 0                            | 0                                | 1                             | 3                                |  |                                 |                                  |                                    |                                  |        |  |  |  |
| Benji Gil, R (1,4)<br>OBP: 0.192, SLG: 0.097          |                              |                                  |                              |                                  |                              |                                  |                               |                                  |                              | 4                               | 0                             | 1                                | 0                            | 0                                | 1                             | 3                                |  |                                 |                                  |                                    |                                  |        |  |  |  |
| <b>Inning Stats</b>                                   | R: 0<br>E: 0<br>K: 0<br>S: 8 | H: 0<br>LOB: 0<br>BB: 0<br>P: 14 | R: 0<br>E: 0<br>K: 0<br>S: 8 | H: 1<br>LOB: 0<br>BB: 0<br>P: 15 | R: 0<br>E: 0<br>K: 0<br>S: 9 | H: 2<br>LOB: 1<br>BB: 0<br>P: 11 | R: 0<br>E: 0<br>K: 0<br>S: 10 | H: 1<br>LOB: 1<br>BB: 0<br>P: 17 | R: 0<br>E: 0<br>K: 0<br>S: 5 | H: 2<br>LOB: 1<br>BB: 0<br>P: 7 | R: 1<br>E: 0<br>K: 1<br>S: 18 | H: 2<br>LOB: 2<br>BB: 1<br>P: 30 | R: 0<br>E: 0<br>K: 2<br>S: 8 | H: 0<br>LOB: 1<br>BB: 1<br>P: 18 | R: 0<br>E: 0<br>K: 0<br>S: 11 | H: 0<br>LOB: 1<br>BB: 1<br>P: 18 | R: 0<br>E: 0<br>K: 0<br>S: 5   | H: 0<br>LOB: 1<br>BB: 1<br>P: 9 | 1B: 6<br>2B: 0<br>3B: 1<br>HR: 1 | SF: 0<br>SAC: 0<br>DP: 2<br>HBP: 0 | WP: 0<br>PB: 0<br>SB: 1<br>CS: 1 | PA: 36 |  |  |  |
| <b>PITCHER</b>  | IP                           | WLS                              | BF                           | H                                | R                            | ER                               | SO                            | BB                               | IBB                          | HBP                             | BLK                           | WP                               | HR                           | S                                | P                             | ERA                              | WHIP   |                                 |                                  |                                    |                                  |        |  |  |  |
| Doug Davis, L (1,1)<br>ERA: 5.0                       | 6.0                          | W                                | 24                           | 8                                | 1                            | 1                                | 1                             | 1                                | 0                            | 0                               | 0                             | 0                                | 1                            | 58                               | 94                            | 1.50                             | 1.500  |                                 |                                  |                                    |                                  |        |  |  |  |
| Doug Creek, L (7,1)<br>ERA: 3.5                       | 1.0                          | H                                | 4                            | 0                                | 0                            | 0                                | 2                             | 1                                | 0                            | 0                               | 0                             | 0                                | 0                            | 8                                | 18                            | 0.00                             | 1.000  |                                 |                                  |                                    |                                  |        |  |  |  |
| Trever Miller, L (8,1)<br>ERA: 5.4                    | 2.0                          |                                  | 8                            | 0                                | 0                            | 0                                | 0                             | 2                                | 0                            | 0                               | 0                             | 0                                | 0                            | 16                               | 27                            | 0.00                             | 1.000  |                                 |                                  |                                    |                                  |        |  |  |  |

|     |    |
|-----|----|
| AB  | 32 |
| R   | 1  |
| H   | 8  |
| RBI | 1  |
| BB  | 4  |
| SO  | 3  |
| LOB | 18 |



| Batter   | 1                            | 2                                | 3                            | 4                               | 5                             | 6                                | 7                            | 8                               | 9                            | AB                              | R                             | H                                | RBI                           | BB                               | SO                           | LOB                              | BOTTOM   |                                    |                                  |        |  |  |  |  |  |
|--|------------------------------|----------------------------------|------------------------------|---------------------------------|-------------------------------|----------------------------------|------------------------------|---------------------------------|------------------------------|---------------------------------|-------------------------------|----------------------------------|-------------------------------|----------------------------------|------------------------------|----------------------------------|--|------------------------------------|----------------------------------|--------|--|--|--|--|--|
| Shannon Stewart, R (1,7)<br>OBP: 0.359, SLG: 0.413   | K                            |                                  |                              |                                 |                               |                                  |                              |                                 |                              | 5                               | 2                             | 2                                | 0                             | 0                                | 1                            | 2                                | <b>Anaheim Angels @ Toronto Blue Jays</b><br>SkyDome, Toronto, ON<br>Sat May 03 2003, 1:05 PM EDT<br>Att: 21,007 - Dome - 72 F |                                    |                                  |        |  |  |  |  |  |
| Frank Catalanotto, L (1,9)<br>OBP: 0.361, SLG: 0.491 | F7                           |                                  |                              |                                 |                               |                                  |                              |                                 |                              | 4                               | 1                             | 1                                | 1                             | 0                                | 0                            | 1                                |  |                                    |                                  |        |  |  |  |  |  |
| Jayson Werth, R (9,9)<br>OBP: 0.143, SLG: 0.154      |                              |                                  |                              |                                 |                               |                                  |                              |                                 |                              | 0                               | 0                             | 0                                | 0                             | 0                                | 0                            | 0                                |  |                                    |                                  |        |  |  |  |  |  |
| 10 Vernon Wells, R (1,8)<br>OBP: 0.313, SLG: 0.504   |                              |                                  |                              |                                 |                               |                                  |                              |                                 |                              | 4                               | 1                             | 4                                | 5                             | 0                                | 0                            | 0                                |  |                                    |                                  |        |  |  |  |  |  |
| Carlos Delgado, L (1,3)<br>OBP: 0.465, SLG: 0.670    | F9                           |                                  |                              |                                 |                               |                                  |                              |                                 |                              | 3                               | 1                             | 1                                | 0                             | 1                                | 0                            | 2                                |  |                                    |                                  |        |  |  |  |  |  |
| Josh Phelps, R (1,10)<br>OBP: 0.372, SLG: 0.477      |                              |                                  |                              |                                 |                               |                                  |                              |                                 |                              | 4                               | 0                             | 1                                | 0                             | 0                                | 1                            | 2                                |  |                                    |                                  |        |  |  |  |  |  |
| Eric Hinske, L (1,5)<br>OBP: 0.317, SLG: 0.398       |                              |                                  |                              |                                 |                               |                                  |                              |                                 |                              | 3                               | 0                             | 2                                | 1                             | 0                                | 0                            | 0                                |  |                                    |                                  |        |  |  |  |  |  |
| Greg Myers, L (1,2)<br>OBP: 0.365, SLG: 0.418        |                              |                                  |                              |                                 |                               |                                  |                              |                                 |                              | 4                               | 0                             | 1                                | 0                             | 0                                | 0                            | 4                                |  |                                    |                                  |        |  |  |  |  |  |
| Orlando Hudson, S (1,4)<br>OBP: 0.323, SLG: 0.333    |                              |                                  |                              |                                 |                               |                                  |                              |                                 |                              | 3                               | 1                             | 1                                | 0                             | 1                                | 0                            | 1                                |  |                                    |                                  |        |  |  |  |  |  |
| Mike Bordick, R (1,6)<br>OBP: 0.348, SLG: 0.405      |                              |                                  |                              |                                 |                               |                                  |                              |                                 |                              | 4                               | 1                             | 2                                | 0                             | 0                                | 0                            | 2                                |  |                                    |                                  |        |  |  |  |  |  |
| <b>Inning Stats</b>                                  | R: 0<br>E: 0<br>K: 1<br>S: 8 | H: 1<br>LOB: 1<br>BB: 0<br>P: 12 | R: 0<br>E: 0<br>K: 0<br>S: 6 | H: 1<br>LOB: 0<br>BB: 0<br>P: 8 | R: 2<br>E: 0<br>K: 0<br>S: 14 | H: 2<br>LOB: 1<br>BB: 1<br>P: 24 | R: 0<br>E: 0<br>K: 0<br>S: 6 | H: 1<br>LOB: 1<br>BB: 0<br>P: 9 | R: 0<br>E: 0<br>K: 0<br>S: 5 | H: 1<br>LOB: 0<br>BB: 0<br>P: 8 | R: 0<br>E: 0<br>K: 1<br>S: 12 | H: 2<br>LOB: 2<br>BB: 1<br>P: 23 | R: 5<br>E: 0<br>K: 0<br>S: 19 | H: 6<br>LOB: 1<br>BB: 0<br>P: 33 | R: 0<br>E: 0<br>K: 0<br>S: 9 | H: 1<br>LOB: 1<br>BB: 0<br>P: 11 | 1B: 11<br>2B: 3<br>3B: 0<br>HR: 1  | SF: 2<br>SAC: 0<br>DP: 2<br>HBP: 0 | WP: 1<br>PB: 0<br>SB: 0<br>CS: 1 | PA: 38 |  |  |  |  |  |
| <b>PITCHER</b>                                       | IP                           | WLS                              | BF                           | H                               | R                             | ER                               | SO                           | BB                              | IBB                          | HBP                             | BLK                           | WP                               | HR                            | S                                | P                            | ERA                              | WHIP   |                                    |                                  |        |  |  |  |  |  |
| 62 Scot Shields, R (1,1)<br>ERA: 1.24                | 5.2                          | L                                | 23                           | 7                               | 2                             | 2                                | 2                            | 2                               | 1                            | 1                               | 0                             | 0                                | 0                             | 46                               | 75                           | 3.18                             | 1.412  |                                    |                                  |        |  |  |  |  |  |
| Scott Schoeneweis, L (6,1)<br>ERA: 7.45              | 0.1                          |                                  | 2                            | 1                               | 0                             | 0                                | 0                            | 0                               | 0                            | 0                               | 0                             | 1                                | 0                             | 5                                | 9                            | 0.00                             | 3.000  |                                    |                                  |        |  |  |  |  |  |
| Ben Weber, R (7,1)<br>ERA: 3.24                      | 0.1                          |                                  | 7                            | 6                               | 5                             | 5                                | 0                            | 0                               | 0                            | 0                               | 0                             | 0                                | 1                             | 14                               | 24                           | 135.00                           | 18.000   |                                    |                                  |        |  |  |  |  |  |
| Rich Rodriguez, L (7,1)<br>ERA: 2.45                 | 1.2                          |                                  | 6                            | 1                               | 0                             | 0                                | 0                            | 0                               | 0                            | 0                               | 0                             | 0                                | 0                             | 14                               | 20                           | 0.00                             | 0.600  |                                    |                                  |        |  |  |  |  |  |









| Batter   | 1   | 2                                | 3                            | 4                                | 5                            | 6                                | 7                            | 8                               | 9                            | AB                               | R                            | H                               | RBI                           | BB                               | SO                           | LOB                              | TOP   |                                    |                                  |        |
|--|---|----------------------------------|------------------------------|----------------------------------|------------------------------|----------------------------------|------------------------------|---------------------------------|------------------------------|----------------------------------|------------------------------|---------------------------------|-------------------------------|----------------------------------|------------------------------|----------------------------------|---|------------------------------------|----------------------------------|--------|
| <b>Matt Lawton, L</b><br>OBP: 0.302, SLG: 0.330<br>(1, 7)          | F8  |                                  | K                            |                                  |                              | F8                               |                              | F7                              |                              | 4                                | 0                            | 0                               | 0                             | 0                                | 1                            | 1                                | <b>Cleveland Indians @ Anaheim Angels</b><br>Edison International Field, Anaheim, CA<br>Tue May 06 2003, 10:05 PM EDT<br>Att: 25,043 - Sunny - 61 F |                                    |                                  |        |
| <b>Omar Vizquel, S</b><br>OBP: 0.336, SLG: 0.376<br>(1, 6)         | P6  |                                  |                              | FC4-6<br>BB                      |                              | F9                               |                              | 1B                              |                              | 3                                | 0                            | 1                               | 0                             | 1                                | 0                            | 1                                |   |                                    |                                  |        |
| <b>Ellis Burks, R</b><br>OBP: 0.372, SLG: 0.495<br>(1, 10)         | HR  |                                  |                              | P4                               |                              |                                  |                              | K                               |                              | 3                                | 1                            | 1                               | 1                             | 1                                | 2                            |                                  |   |                                    |                                  |        |
| <b>Karim Garcia, L</b><br>OBP: 0.229, SLG: 0.364<br>(1, 9)         | K   |                                  |                              | K                                |                              | G6-3                             |                              |                                 | F8                           | 4                                | 0                            | 0                               | 0                             | 2                                | 3                            |                                  |   |                                    |                                  |        |
| <b>Shane Spencer, R</b><br>OBP: 0.292, SLG: 0.352<br>(1, 3)        |   | F8                               |                              | FC4-6                            |                              |                                  | P4                           |                                 | 1B                           | 4                                | 0                            | 1                               | 0                             | 0                                | 0                            | 1                                |   |                                    |                                  |        |
| <b>Josh Bard, S</b><br>OBP: 0.307, SLG: 0.283<br>(1, 2)            |   | G6-3                             |                              |                                  |                              | F9                               |                              | 1B                              | 1B                           | 4                                | 0                            | 2                               | 0                             | 0                                | 0                            | 0                                |   |                                    |                                  |        |
| <b>Jody Gerut, L</b><br>OBP: 0.276, SLG: 0.429<br>(1, 8)           |   | G4-3                             |                              |                                  | G1-3                         |                                  | FC3-6                        |                                 | K                            | 4                                | 0                            | 0                               | 0                             | 0                                | 1                            | 3                                |   |                                    |                                  |        |
| <b>Casey Blake, R</b><br>OBP: 0.273, SLG: 0.374<br>(1, 5)          |   |                                  |                              | F9                               |                              | F8                               |                              | P4                              | L4                           | 4                                | 0                            | 0                               | 0                             | 0                                | 0                            | 3                                |   |                                    |                                  |        |
| <b>Brandon Phillips, R</b><br>OBP: 0.240, SLG: 0.315<br>(1, 4)     |   |                                  | G3                           |                                  |                              |                                  |                              | P2                              |                              | 3                                | 0                            | 1                               | 0                             | 0                                | 0                            | 0                                |   |                                    |                                  |        |
| <b>Inning Stats</b>  | R: 1<br>E: 0<br>K: 1<br>S: 12   | H: 1<br>LOB: 0<br>BB: 0<br>P: 18 | R: 0<br>E: 0<br>K: 0<br>S: 7 | H: 0<br>LOB: 0<br>BB: 0<br>P: 10 | R: 0<br>E: 0<br>K: 1<br>S: 8 | H: 0<br>LOB: 1<br>BB: 1<br>P: 10 | R: 0<br>E: 0<br>K: 0<br>S: 6 | H: 0<br>LOB: 0<br>BB: 0<br>P: 8 | R: 0<br>E: 0<br>K: 0<br>S: 7 | H: 1<br>LOB: 2<br>BB: 1<br>P: 12 | R: 0<br>E: 0<br>K: 0<br>S: 5 | H: 1<br>LOB: 1<br>BB: 0<br>P: 9 | R: 0<br>E: 0<br>K: 1<br>S: 10 | H: 1<br>LOB: 1<br>BB: 0<br>P: 12 | R: 0<br>E: 0<br>K: 1<br>S: 9 | H: 2<br>LOB: 2<br>BB: 0<br>P: 15 | 1B: 4<br>2B: 1<br>3B: 0<br>HR: 1  | SF: 0<br>SAC: 0<br>DP: 0<br>HBP: 0 | WP: 1<br>PB: 0<br>SB: 1<br>CS: 0 | PA: 35 |
| <b>PITCHER</b><br><b>Jarrod Washburn, L</b><br>ERA: 3.71<br>(1, 1) | IP: 9.0<br>WLS: W<br>BF: 35<br>H: 6<br>R: 1<br>ER: 1<br>SO: 5<br>BB: 1<br>IBB: 1<br>HBP: 0<br>BLK: 0<br>WP: 1<br>HR: 1<br>S: 70<br>P: 106<br>ERA: 1.00<br>WHIP: 0.778 |                                  |                              |                                  |                              |                                  |                              |                                 |                              |                                  |                              |                                 |                               |                                  |                              |                                  |   |                                    |                                  |        |

| Batter   | 1   | 2                                | 3                            | 4                                | 5                            | 6                                | 7                            | 8                               | 9                            | AB                              | R                             | H                                | RBI                          | BB                               | SO                           | LOB                               | BOTTOM  |                                    |                                  |        |
|--|---|----------------------------------|------------------------------|----------------------------------|------------------------------|----------------------------------|------------------------------|---------------------------------|------------------------------|---------------------------------|-------------------------------|----------------------------------|------------------------------|----------------------------------|------------------------------|-----------------------------------|---|------------------------------------|----------------------------------|--------|
| <b>David Eckstein, R</b><br>OBP: 0.336, SLG: 0.341<br>(1, 6)   | G6-3  |                                  | G4-3<br>PB<br>1B             |                                  | G4-3                         |                                  | G5-3                         |                                 |                              | 4                               | 0                             | 1                                | 0                            | 0                                | 0                            | 0                                 | <b>Cleveland Indians @ Anaheim Angels</b><br>Edison International Field, Anaheim, CA<br>Tue May 06 2003, 10:05 PM EDT<br>Att: 25,043 - Sunny - 61 F |                                    |                                  |        |
| <b>Adam Kennedy, L</b><br>OBP: 0.340, SLG: 0.417<br>(1, 4)   | F8  |                                  | G4-3                         |                                  | G3                           |                                  |                              | HR                              |                              | 4                               | 1                             | 1                                | 1                            | 0                                | 0                            | 1                                 |   |                                    |                                  |        |
| <b>Tim Salmon, R</b><br>OBP: 0.388, SLG: 0.530<br><b>Eric Owens, R</b><br>OBP: 0.283, SLG: 0.236<br>(1, 9)<br>(9, 9) | 16<br>HR<br>BB  |                                  | G1-3                         |                                  | G5-3                         |                                  |                              | F8                              |                              | 3                               | 1                             | 0                                | 0                            | 1                                | 0                            | 1                                 |   |                                    |                                  |        |
| <b>16 Garret Anderson, L</b><br>OBP: 0.368, SLG: 0.587<br>(1, 7)   | 1-H<br>HR   |                                  |                              |                                  | G5-3                         |                                  | G5-3                         | F9                              |                              | 4                               | 1                             | 1                                | 2                            | 0                                | 0                            | 0                                 |   |                                    |                                  |        |
| <b>Troy Glaus, R</b><br>OBP: 0.370, SLG: 0.452<br>(1, 5)   | P5  |                                  |                              |                                  | G5-3                         |                                  | HR<br>BB                     | K                               |                              | 3                               | 1                             | 0                                | 0                            | 1                                | 1                            | 0                                 |   |                                    |                                  |        |
| <b>Brad Fullmer, L</b><br>OBP: 0.438, SLG: 0.600<br>(1, 10)  |   | G4-3<br>1B                       |                              |                                  |                              |                                  | G5-3                         |                                 |                              | 2                               | 0                             | 1                                | 0                            | 1                                | 0                            | 1                                 |   |                                    |                                  |        |
| <b>Scott Spiezio, S</b><br>OBP: 0.282, SLG: 0.340<br>(1, 3)  |   | G4-3                             |                              |                                  | K                            |                                  | HR<br>IBB                    |                                 |                              | 2                               | 1                             | 0                                | 0                            | 1                                | 1                            | 2                                 |   |                                    |                                  |        |
| <b>Bengie Molina, R</b><br>OBP: 0.287, SLG: 0.392<br>(1, 2)  |   | G5-3                             |                              |                                  |                              |                                  | G6-3                         | 1-H<br>2-H<br>HR                |                              | 3                               | 1                             | 1                                | 3                            | 0                                | 0                            | 0                                 |   |                                    |                                  |        |
| <b>Jeff DaVanon, S</b><br>OBP: 0.240, SLG: 0.391<br>(1, 8)   |   |                                  | G3                           |                                  | G1-3                         |                                  |                              | L5                              |                              | 3                               | 0                             | 0                                | 0                            | 0                                | 0                            | 0                                 |   |                                    |                                  |        |
| <b>Inning Stats</b>  | R: 2<br>E: 0<br>K: 0<br>S: 13   | H: 1<br>LOB: 1<br>BB: 1<br>P: 23 | R: 0<br>E: 0<br>K: 0<br>S: 6 | H: 1<br>LOB: 0<br>BB: 0<br>P: 10 | R: 0<br>E: 0<br>K: 1<br>S: 9 | H: 0<br>LOB: 1<br>BB: 1<br>P: 17 | R: 0<br>E: 0<br>K: 0<br>S: 6 | H: 0<br>LOB: 0<br>BB: 0<br>P: 6 | R: 0<br>E: 0<br>K: 0<br>S: 6 | H: 0<br>LOB: 0<br>BB: 0<br>P: 9 | R: 3<br>E: 0<br>K: 0<br>S: 14 | H: 1<br>LOB: 0<br>BB: 2<br>P: 27 | R: 1<br>E: 0<br>K: 1<br>S: 7 | H: 1<br>LOB: 0<br>BB: 0<br>P: 14 | R: 1<br>E: 0<br>K: 1<br>S: 9 | H: 3<br>LOB: 3<br>DP: 1<br>HBP: 0 | 1B: 2<br>2B: 0<br>3B: 0<br>HR: 3  | SF: 0<br>SAC: 0<br>DP: 1<br>HBP: 0 | WP: 0<br>PB: 1<br>SB: 0<br>CS: 0 | PA: 32 |
| <b>PITCHER</b><br><b>Ricardo Rodriguez, R</b><br>ERA: 3.88<br><b>Jason Boyd, R</b><br>ERA: 5.4<br>(1, 1)<br>(7, 1)   | IP: 6.1<br>WLS: L<br>BF: 26<br>H: 4<br>R: 5<br>ER: 5<br>SO: 1<br>BB: 3<br>IBB: 1<br>HBP: 0<br>BLK: 0<br>WP: 0<br>HR: 2<br>S: 62<br>P: 105<br>ERA: 7.11<br>WHIP: 1.105 |                                  |                              |                                  |                              |                                  |                              |                                 |                              |                                 |                               |                                  |                              |                                  |                              |                                   |   |                                    |                                  |        |







| Batter   | 1                            | 2                                | 3                             | 4                                | 5                            | 6                                | 7                             | 8                                | 9                            | AB                               | R                            | H                               | RBI                          | BB                               | SO                           | LOB                              | TOP  |                                    |                                  |        |  |  |
|--|------------------------------|----------------------------------|-------------------------------|----------------------------------|------------------------------|----------------------------------|-------------------------------|----------------------------------|------------------------------|----------------------------------|------------------------------|---------------------------------|------------------------------|----------------------------------|------------------------------|----------------------------------|--|------------------------------------|----------------------------------|--------|--|--|
| <b>Matt Lawton, L</b><br>OBP: 0.304, SLG: 0.349      |                              |                                  |                               |                                  |                              |                                  |                               |                                  |                              | 4                                | 0                            | 1                               | 0                            | 0                                | 0                            | 3                                | <b>Cleveland Indians @ Anaheim Angels</b><br>Edison International Field, Anaheim, CA<br>Thu May 08 2003, 10:05 PM EDT<br>Att: 27,957 - Cloudy - 63 F |                                    |                                  |        |  |  |
| <b>Omar Vizquel, S</b><br>OBP: 0.336, SLG: 0.376     |                              |                                  |                               |                                  |                              |                                  |                               |                                  |                              | 3                                | 0                            | 0                               | 0                            | 1                                | 0                            | 1                                |  |                                    |                                  |        |  |  |
| <b>Milton Bradley, S</b><br>OBP: 0.436, SLG: 0.598   |                              |                                  |                               |                                  |                              |                                  |                               |                                  |                              | 2                                | 0                            | 0                               | 0                            | 2                                | 1                            | 2                                |  |                                    |                                  |        |  |  |
| <b>Ellis Burks, R</b><br>OBP: 0.377, SLG: 0.491      |                              |                                  |                               |                                  |                              |                                  |                               |                                  |                              | 2                                | 0                            | 0                               | 0                            | 2                                | 0                            | 1                                |  |                                    |                                  |        |  |  |
| <b>48 Travis Hafner, L</b><br>OBP: 0.267, SLG: 0.385 |                              |                                  |                               |                                  |                              |                                  |                               |                                  |                              | 3                                | 1                            | 0                               | 0                            | 0                                | 1                            | 4                                |  |                                    |                                  |        |  |  |
| <b>Josh Bard, S</b><br>OBP: 0.312, SLG: 0.293        |                              |                                  |                               |                                  |                              |                                  |                               |                                  |                              | 3                                | 0                            | 0                               | 0                            | 1                                | 2                            | 2                                |  |                                    |                                  |        |  |  |
| <b>Jody Gerut, L</b><br>OBP: 0.242, SLG: 0.375       |                              |                                  |                               |                                  |                              |                                  |                               |                                  |                              | 4                                | 0                            | 0                               | 0                            | 0                                | 1                            | 2                                |  |                                    |                                  |        |  |  |
| <b>John McDonald, R</b><br>OBP: 0.341, SLG: 0.452    |                              |                                  |                               |                                  |                              |                                  |                               |                                  |                              | 3                                | 0                            | 1                               | 1                            | 0                                | 0                            | 0                                |  |                                    |                                  |        |  |  |
| <b>Bill Selby, L</b><br>OBP: 0.121, SLG: 0.067       |                              |                                  |                               |                                  |                              |                                  |                               |                                  |                              | 1                                | 0                            | 0                               | 0                            | 0                                | 0                            | 0                                |  |                                    |                                  |        |  |  |
| <b>Brandon Phillips, R</b><br>OBP: 0.235, SLG: 0.306 |                              |                                  |                               |                                  |                              |                                  |                               |                                  |                              | 3                                | 0                            | 1                               | 0                            | 0                                | 0                            | 2                                |  |                                    |                                  |        |  |  |
| <b>Inning Stats</b>                                  | R: 0<br>E: 0<br>K: 0<br>S: 8 | H: 1<br>LOB: 1<br>BB: 1<br>P: 18 | R: 1<br>E: 0<br>K: 1<br>S: 10 | H: 1<br>LOB: 2<br>BB: 1<br>P: 17 | R: 0<br>E: 0<br>K: 1<br>S: 9 | H: 0<br>LOB: 0<br>BB: 2<br>P: 20 | R: 0<br>E: 0<br>K: 0<br>S: 11 | H: 0<br>LOB: 0<br>BB: 0<br>P: 17 | R: 0<br>E: 0<br>K: 1<br>S: 6 | H: 0<br>LOB: 2<br>BB: 0<br>P: 16 | R: 0<br>E: 0<br>K: 0<br>S: 4 | H: 1<br>LOB: 0<br>BB: 0<br>P: 6 | R: 0<br>E: 0<br>K: 2<br>S: 9 | H: 0<br>LOB: 0<br>BB: 0<br>P: 12 | R: 0<br>E: 0<br>K: 0<br>S: 7 | H: 0<br>LOB: 0<br>BB: 0<br>P: 12 | 1B: 2<br>2B: 1<br>3B: 0<br>HR: 0   | SF: 0<br>SAC: 0<br>DP: 2<br>HBP: 1 | WP: 0<br>PB: 0<br>SB: 1<br>CS: 0 | PA: 35 |  |  |
| <b>PITCHER</b>                                       | IP                           | WLS                              | BF                            | H                                | R                            | ER                               | SO                            | BB                               | IBB                          | HBP                              | BLK                          | WP                              | HR                           | S                                | P                            | ERA                              | WHIP   |                                    |                                  |        |  |  |
| <b>Kevin Appier, R</b><br>ERA: 6.17                  | (1, 1)                       | 5.0                              | W                             | 23                               | 2                            | 1                                | 1                             | 2                                | 6                            | 0                                | 1                            | 0                               | 0                            | 0                                | 44                           | 88                               | 1.80   | 1.600                              |                                  |        |  |  |
| <b>Francisco Rodriguez, R</b><br>ERA: 4.76           | (6, 1)                       | 2.0                              |                               | 6                                | 1                            | 0                                | 0                             | 1                                | 0                            | 0                                | 0                            | 0                               | 0                            | 0                                | 12                           | 15                               | 0.00   | 0.500                              |                                  |        |  |  |
| <b>Mickey Callaway, R</b><br>ERA: 5.55               | (8, 1)                       | 1.0                              |                               | 3                                | 0                            | 0                                | 0                             | 2                                | 0                            | 0                                | 0                            | 0                               | 0                            | 9                                | 12                           | 0.00                             | 0.000  |                                    |                                  |        |  |  |
| <b>Ben Weber, R</b><br>ERA: 3.06                     | (9, 1)                       | 1.0                              |                               | 3                                | 0                            | 0                                | 0                             | 0                                | 0                            | 0                                | 0                            | 0                               | 0                            | 7                                | 12                           | 0.00                             | 0.000  |                                    |                                  |        |  |  |

| Batter   | 1                             | 2                                | 3                             | 4                                | 5                             | 6                                | 7                            | 8                                | 9                             | AB                               | R                             | H                                | RBI                          | BB                               | SO                            | LOB                              | BOTTOM   |                                    |                                  |        |  |
|--|-------------------------------|----------------------------------|-------------------------------|----------------------------------|-------------------------------|----------------------------------|------------------------------|----------------------------------|-------------------------------|----------------------------------|-------------------------------|----------------------------------|------------------------------|----------------------------------|-------------------------------|----------------------------------|--|------------------------------------|----------------------------------|--------|--|
| <b>David Eckstein, R</b><br>OBP: 0.342, SLG: 0.359     |                               |                                  |                               |                                  |                               |                                  |                              |                                  |                               | 3                                | 2                             | 1                                | 0                            | 0                                | 0                             | 0                                | <b>Cleveland Indians @ Anaheim Angels</b><br>Edison International Field, Anaheim, CA<br>Thu May 08 2003, 10:05 PM EDT<br>Att: 27,957 - Cloudy - 63 F |                                    |                                  |        |  |
| <b>Gary Johnson, L</b><br>OBP: 0.444, SLG: 0.500       |                               |                                  |                               |                                  |                               |                                  |                              |                                  |                               | 1                                | 0                             | 0                                | 0                            | 0                                | 1                             | 0                                |  |                                    |                                  |        |  |
| <b>Adam Kennedy, L</b><br>OBP: 0.367, SLG: 0.426       |                               |                                  |                               |                                  |                               |                                  |                              |                                  |                               | 4                                | 3                             | 2                                | 0                            | 1                                | 1                             | 1                                |  |                                    |                                  |        |  |
| <b>Tim Salmon, R</b><br>OBP: 0.401, SLG: 0.541         |                               |                                  |                               |                                  |                               |                                  |                              |                                  |                               | 4                                | 1                             | 2                                | 0                            | 0                                | 0                             | 2                                |  |                                    |                                  |        |  |
| <b>Eric Owens, R</b><br>OBP: 0.274, SLG: 0.228         |                               |                                  |                               |                                  |                               |                                  |                              |                                  |                               | 0                                | 0                             | 0                                | 0                            | 0                                | 0                             | 0                                |  |                                    |                                  |        |  |
| <b>16 Garret Anderson, L</b><br>OBP: 0.376, SLG: 0.612 |                               |                                  |                               |                                  |                               |                                  |                              |                                  |                               | 4                                | 1                             | 3                                | 7                            | 0                                | 0                             | 0                                |  |                                    |                                  |        |  |
| <b>Benji Gil, R</b><br>OBP: 0.171, SLG: 0.121          |                               |                                  |                               |                                  |                               |                                  |                              |                                  |                               | 0                                | 0                             | 0                                | 0                            | 0                                | 0                             | 0                                |  |                                    |                                  |        |  |
| <b>Troy Glaus, R</b><br>OBP: 0.371, SLG: 0.495         |                               |                                  |                               |                                  |                               |                                  |                              |                                  |                               | 4                                | 0                             | 0                                | 0                            | 0                                | 1                             | 3                                |  |                                    |                                  |        |  |
| <b>Brad Fullmer, L</b><br>OBP: 0.433, SLG: 0.571       |                               |                                  |                               |                                  |                               |                                  |                              |                                  |                               | 2                                | 0                             | 0                                | 0                            | 2                                | 0                             | 0                                |  |                                    |                                  |        |  |
| <b>Scott Spiezio, S</b><br>OBP: 0.270, SLG: 0.324      |                               |                                  |                               |                                  |                               |                                  |                              |                                  |                               | 4                                | 0                             | 0                                | 0                            | 0                                | 1                             | 4                                |  |                                    |                                  |        |  |
| <b>Bengie Molina, R</b><br>OBP: 0.284, SLG: 0.381      |                               |                                  |                               |                                  |                               |                                  |                              |                                  |                               | 4                                | 0                             | 2                                | 0                            | 0                                | 1                             | 0                                |  |                                    |                                  |        |  |
| <b>Jeff DaVanon, S</b><br>OBP: 0.226, SLG: 0.379       |                               |                                  |                               |                                  |                               |                                  |                              |                                  |                               | 4                                | 0                             | 0                                | 0                            | 0                                | 1                             | 3                                |  |                                    |                                  |        |  |
| <b>Inning Stats</b>                                    | R: 1<br>E: 0<br>K: 1<br>S: 10 | H: 3<br>LOB: 3<br>BB: 1<br>P: 20 | R: 0<br>E: 0<br>K: 1<br>S: 11 | H: 0<br>LOB: 0<br>BB: 0<br>P: 16 | R: 1<br>E: 0<br>K: 0<br>S: 14 | H: 1<br>LOB: 1<br>BB: 0<br>P: 22 | R: 0<br>E: 0<br>K: 0<br>S: 8 | H: 1<br>LOB: 0<br>BB: 0<br>P: 13 | R: 4<br>E: 0<br>K: 1<br>S: 21 | H: 3<br>LOB: 2<br>BB: 2<br>P: 39 | R: 1<br>E: 0<br>K: 0<br>S: 14 | H: 2<br>LOB: 1<br>BB: 0<br>P: 21 | R: 0<br>E: 0<br>K: 0<br>S: 7 | H: 0<br>LOB: 0<br>BB: 0<br>P: 11 | R: 0<br>E: 0<br>K: 3<br>S: 12 | H: 0<br>LOB: 0<br>BB: 0<br>P: 18 | 1B: 7<br>2B: 2<br>3B: 0<br>HR: 1   | SF: 0<br>SAC: 0<br>DP: 0<br>HBP: 1 | WP: 1<br>PB: 0<br>SB: 0<br>CS: 0 | PA: 38 |  |
| <b>PITCHER</b>   | IP                            | WLS                              | BF                            | H                                | R                             | ER                               | SO                           | BB                               | IBB                           | HBP                              | BLK                           | WP                               | HR                           | S                                | P                             | ERA                              | WHIP   |                                    |                                  |        |  |
| <b>Jason Davis, R</b><br>ERA: 7.2                      | (1, 1)                        | 4.0                              | L                             | 22                               | 7                             | 6                                | 6                            | 2                                | 2                             | 0                                | 1                             | 1                                | 1                            | 51                               | 89                            | 13.50                            | 2.250  |                                    |                                  |        |  |
| <b>Billy Traber, L</b><br>ERA: 3.5                     | (5, 1)                        | 1.2                              |                               | 9                                | 3                             | 1                                | 1                            | 1                                | 1                             | 0                                | 0                             | 0                                | 0                            | 24                               | 37                            | 5.40                             | 2.400  |                                    |                                  |        |  |
| <b>Jason Boyd, R</b><br>ERA: 3.0                       | (6, 1)                        | 1.1                              |                               | 4                                | 0                             | 0                                | 0                            | 0                                | 0                             | 0                                | 0                             | 0                                | 0                            | 10                               | 16                            | 0.00                             | 0.000  |                                    |                                  |        |  |
| <b>Danys Baez, R</b><br>ERA: 4.5                       | (8, 1)                        | 1.0                              |                               | 3                                | 0                             | 0                                | 0                            | 3                                | 0                             | 0                                | 0                             | 0                                | 0                            | 12                               | 18                            | 0.00                             | 0.000  |                                    |                                  |        |  |







| Batter  | 1                            | 2                               | 3                            | 4                               | 5                             | 6                                | 7                            | 8                                | 9                            | AB                              | R                             | H                                | RBI                          | BB                               | SO                           | LOB                              | TOP                           |                                  |                                  |                                    |                                  |        |  |  |  |
|---|------------------------------|---------------------------------|------------------------------|---------------------------------|-------------------------------|----------------------------------|------------------------------|----------------------------------|------------------------------|---------------------------------|-------------------------------|----------------------------------|------------------------------|----------------------------------|------------------------------|----------------------------------|-------------------------------|----------------------------------|----------------------------------|------------------------------------|----------------------------------|--------|--|--|--|
| Shannon Stewart, R (1, 7)<br>OBP: 0.372, SLG: 0.439   | G6-3                         |                                 | 1B                           |                                 | G6-3                          | K                                |                              |                                  | E5<br>10 G6-3                | 5                               | 0                             | 1                                | 0                            | 0                                | 1                            | 1                                |                               |                                  |                                  |                                    |                                  |        |  |  |  |
| Frank Catalanotto, L (1, 9)<br>OBP: 0.364, SLG: 0.493 | P5                           |                                 | 1B                           |                                 |                               | 10 HR                            |                              | G6-3                             | F8                           | 5                               | 1                             | 2                                | 1                            | 0                                | 0                            | 1                                |                               |                                  |                                  |                                    |                                  |        |  |  |  |
| Jayson Werth, R (9, 9)<br>OBP: 0.289, SLG: 0.560      |                              |                                 | 1B                           |                                 |                               | 1B                               |                              |                                  |                              | 0                               | 0                             | 0                                | 0                            | 0                                | 0                            | 0                                |                               |                                  |                                  |                                    |                                  |        |  |  |  |
| 10 Vernon Wells, R (1, 8)<br>OBP: 0.308, SLG: 0.510   | F8                           |                                 | L4                           |                                 |                               | HR                               |                              | 2B                               | G6-3                         | 5                               | 1                             | 2                                | 2                            | 0                                | 0                            | 3                                |                               |                                  |                                  |                                    |                                  |        |  |  |  |
| Carlos Delgado, L (1, 3)<br>OBP: 0.465, SLG: 0.683    |                              | F8                              |                              | F7                              |                               | 1B HBP                           |                              |                                  | FC6-4                        | 2                               | 1                             | 0                                | 0                            | 2                                | 0                            | 0                                |                               |                                  |                                  |                                    |                                  |        |  |  |  |
| Josh Phelps, R (1, 10)<br>OBP: 0.351, SLG: 0.430      | G6-3                         |                                 |                              | G1-3                            |                               | 1B                               |                              |                                  | IBB                          | 5                               | 0                             | 0                                | 0                            | 0                                | 1                            | 5                                |                               |                                  |                                  |                                    |                                  |        |  |  |  |
| Greg Myers, L (1, 2)<br>OBP: 0.388, SLG: 0.521        | F7                           |                                 |                              | HR                              |                               | 1B                               |                              |                                  | FC6-4                        | 4                               | 2                             | 2                                | 1                            | 0                                | 0                            | 2                                |                               |                                  |                                  |                                    |                                  |        |  |  |  |
| Orlando Hudson, S (1, 4)<br>OBP: 0.321, SLG: 0.374    |                              |                                 | G3                           | F8                              |                               | 1B SF8                           |                              |                                  | K                            | 4                               | 1                             | 1                                | 1                            | 0                                | 1                            | 0                                |                               |                                  |                                  |                                    |                                  |        |  |  |  |
| Mike Bordick, R (1, 5)<br>OBP: 0.333, SLG: 0.380      |                              |                                 | K                            |                                 | G6-3                          |                                  |                              |                                  | G5-3                         | 4                               | 0                             | 1                                | 1                            | 0                                | 1                            | 0                                |                               |                                  |                                  |                                    |                                  |        |  |  |  |
| Chris Woodward, R (1, 6)<br>OBP: 0.333, SLG: 0.384    |                              |                                 | 1B                           |                                 | K                             |                                  |                              |                                  | K                            | 3                               | 1                             | 1                                | 1                            | 0                                | 2                            | 0                                |                               |                                  |                                  |                                    |                                  |        |  |  |  |
| <b>Inning Stats</b>                                   | R: 0<br>E: 0<br>K: 0<br>S: 7 | H: 0<br>LOB: 0<br>BB: 0<br>P: 9 | R: 0<br>E: 0<br>K: 0<br>S: 3 | H: 0<br>LOB: 0<br>BB: 0<br>P: 7 | R: 1<br>E: 0<br>K: 1<br>S: 13 | H: 3<br>LOB: 2<br>BB: 0<br>P: 17 | R: 1<br>E: 0<br>K: 0<br>S: 8 | H: 1<br>LOB: 0<br>BB: 0<br>P: 11 | R: 0<br>E: 0<br>K: 1<br>S: 7 | H: 0<br>LOB: 0<br>BB: 0<br>P: 7 | R: 5<br>E: 0<br>K: 1<br>S: 15 | H: 5<br>LOB: 1<br>BB: 0<br>P: 25 | R: 0<br>E: 0<br>K: 1<br>S: 8 | H: 1<br>LOB: 2<br>BB: 1<br>P: 18 | R: 0<br>E: 0<br>K: 2<br>S: 9 | H: 0<br>LOB: 0<br>BB: 0<br>P: 14 | R: 0<br>E: 1<br>K: 0<br>S: 11 | H: 0<br>LOB: 2<br>BB: 1<br>P: 18 | 1B: 7<br>2B: 1<br>3B: 0<br>HR: 2 | SF: 1<br>SAC: 0<br>DP: 0<br>HBP: 1 | WP: 0<br>PB: 0<br>SB: 1<br>CS: 0 | PA: 41 |  |  |  |
| <b>PITCHER</b>  | IP                           | WLS                             | BF                           | H                               | R                             | ER                               | SO                           | BB                               | IBB                          | HBP                             | BLK                           | WP                               | HR                           | S                                | P                            | ERA                              | WHIP                          |                                  |                                  |                                    |                                  |        |  |  |  |
| Ramon Ortiz, R (1, 1)<br>ERA: 5.87                    | 5.1                          | L                               | 25                           | 8                               | 7                             | 7                                | 2                            | 0                                | 0                            | 1                               | 0                             | 0                                | 2                            | 48                               | 68                           | 11.81                            | 1.500                         |                                  |                                  |                                    |                                  |        |  |  |  |
| 62 Scot Shields, R (6, 1)<br>ERA: 1.07                | 3.2                          |                                 | 16                           | 2                               | 0                             | 0                                | 4                            | 0                                | 2                            | 0                               | 0                             | 0                                | 0                            | 33                               | 58                           | 0.00                             | 0.545                         |                                  |                                  |                                    |                                  |        |  |  |  |

Toronto Blue Jays @ Anaheim Angels  
Edison International Field, Anaheim, CA  
Sat May 10 2003, 10:05 PM EDT  
Att: 43,661 - Sunny - 68 F

livebaseballscores.com

AB 37  
R 7  
H 10  
RBI 7  
BB 2  
SO 6  
LOB 12



| Batter   | 1                            | 2                               | 3                             | 4                                | 5                             | 6                                | 7                            | 8                                | 9                            | AB                              | R                            | H                               | RBI                           | BB                               | SO                            | LOB                              | BOTTOM                        |                                  |                                  |                                    |                                  |        |  |  |  |
|--|------------------------------|---------------------------------|-------------------------------|----------------------------------|-------------------------------|----------------------------------|------------------------------|----------------------------------|------------------------------|---------------------------------|------------------------------|---------------------------------|-------------------------------|----------------------------------|-------------------------------|----------------------------------|-------------------------------|----------------------------------|----------------------------------|------------------------------------|----------------------------------|--------|--|--|--|
| David Eckstein, R (1, 6)<br>OBP: 0.354, SLG: 0.362     | L6-3<br>1B                   |                                 | G5-3                          |                                  | G6-3                          |                                  |                              | G3-1<br>BB                       | K                            | 4                               | 0                            | 1                               | 0                             | 1                                | 1                             | 2                                |                               |                                  |                                  |                                    |                                  |        |  |  |  |
| Scott Spiezio, S (1, 3)<br>OBP: 0.258, SLG: 0.308      | L6-3<br>1-1                  |                                 | G5-3                          |                                  |                               | F9                               |                              | G3-1                             |                              | 4                               | 0                            | 0                               | 0                             | 0                                | 0                             | 3                                |                               |                                  |                                  |                                    |                                  |        |  |  |  |
| Tim Salmon, R (1, 9)<br>OBP: 0.400, SLG: 0.538         | G1-3                         |                                 | 16 CS<br>1B                   |                                  |                               | 16 G4-6-3<br>1B                  |                              | K                                |                              | 4                               | 0                            | 2                               | 1                             | 0                                | 1                             | 1                                |                               |                                  |                                  |                                    |                                  |        |  |  |  |
| 16 Garret Anderson, L (1, 7)<br>OBP: 0.362, SLG: 0.582 |                              | G4-3                            | CS                            | G3                               |                               | G4-6-3                           |                              | G1-3                             |                              | 4                               | 0                            | 0                               | 0                             | 0                                | 0                             | 2                                |                               |                                  |                                  |                                    |                                  |        |  |  |  |
| Troy Glaus, R (1, 5)<br>OBP: 0.387, SLG: 0.486         |                              | 2B<br>BB                        |                               | FC5-4<br>1B                      |                               |                                  | FC5<br>BB                    |                                  | K                            | 2                               | 1                            | 1                               | 0                             | 2                                | 1                             | 0                                |                               |                                  |                                  |                                    |                                  |        |  |  |  |
| Shawn Woolen, R (1, 10)<br>OBP: 0.322, SLG: 0.446      |                              | G6-3<br>1H<br>2B                |                               | L5                               |                               |                                  | K                            |                                  | 1B<br>2B<br>1B               | 4                               | 1                            | 2                               | 1                             | 0                                | 1                             | 2                                |                               |                                  |                                  |                                    |                                  |        |  |  |  |
| Benji Gil, R (1, 4)<br>OBP: 0.162, SLG: 0.114          |                              | G6-3                            |                               | FC5-4<br>1-2                     |                               |                                  | FC5<br>HBP                   |                                  | F8                           | 2                               | 0                            | 0                               | 0                             | 0                                | 0                             | 2                                |                               |                                  |                                  |                                    |                                  |        |  |  |  |
| Adam Kennedy, L (7, PH)<br>OBP: 0.364, SLG: 0.407      |                              |                                 |                               |                                  |                               |                                  |                              |                                  |                              | 1                               | 0                            | 0                               | 0                             | 0                                | 0                             | 1                                |                               |                                  |                                  |                                    |                                  |        |  |  |  |
| Eric Owens, R (1, 8)<br>OBP: 0.250, SLG: 0.206         |                              | G6-3                            |                               |                                  |                               |                                  |                              |                                  |                              | 2                               | 0                            | 0                               | 0                             | 0                                | 0                             | 1                                |                               |                                  |                                  |                                    |                                  |        |  |  |  |
| Jeff DaVanon, S (7, PH)<br>OBP: 0.422, SLG: 0.547      |                              |                                 |                               |                                  |                               |                                  |                              |                                  |                              | 2                               | 1                            | 1                               | 0                             | 0                                | 0                             | 2                                |                               |                                  |                                  |                                    |                                  |        |  |  |  |
| 16 José Molina, R (1, 2)<br>OBP: 0.077, SLG: 0.077     |                              |                                 |                               |                                  |                               |                                  |                              |                                  |                              | 1                               | 0                            | 1                               | 0                             | 0                                | 0                             | 0                                |                               |                                  |                                  |                                    |                                  |        |  |  |  |
| Brad Fulmer, L (7, PH)<br>OBP: 0.422, SLG: 0.547       |                              |                                 |                               |                                  |                               |                                  |                              |                                  |                              | 1                               | 0                            | 0                               | 0                             | 0                                | 0                             | 2                                |                               |                                  |                                  |                                    |                                  |        |  |  |  |
| Benjie Molina, R (8, 2)<br>OBP: 0.289, SLG: 0.385      |                              |                                 | G5-3<br>1B                    | G5-3<br>1B                       |                               |                                  |                              |                                  |                              | 1                               | 0                            | 1                               | 2                             | 0                                | 0                             | 0                                |                               |                                  |                                  |                                    |                                  |        |  |  |  |
| <b>Inning Stats</b>                                    | R: 0<br>E: 0<br>K: 0<br>S: 5 | H: 1<br>LOB: 0<br>BB: 0<br>P: 8 | R: 1<br>E: 0<br>K: 0<br>S: 11 | H: 1<br>LOB: 1<br>BB: 1<br>P: 20 | R: 1<br>E: 0<br>K: 0<br>S: 10 | H: 2<br>LOB: 0<br>BB: 0<br>P: 17 | R: 0<br>E: 0<br>K: 0<br>S: 6 | H: 1<br>LOB: 0<br>BB: 0<br>P: 10 | R: 0<br>E: 0<br>K: 0<br>S: 6 | H: 0<br>LOB: 0<br>BB: 0<br>P: 8 | R: 0<br>E: 0<br>K: 0<br>S: 5 | H: 1<br>LOB: 0<br>BB: 0<br>P: 7 | R: 0<br>E: 0<br>K: 1<br>S: 18 | H: 0<br>LOB: 2<br>BB: 1<br>P: 30 | R: 0<br>E: 0<br>K: 1<br>S: 12 | H: 0<br>LOB: 1<br>BB: 1<br>P: 21 | R: 2<br>E: 0<br>K: 2<br>S: 12 | H: 3<br>LOB: 1<br>BB: 0<br>P: 17 | 1B: 7<br>2B: 3<br>3B: 0<br>HR: 0 | SF: 0<br>SAC: 0<br>DP: 2<br>HBP: 1 | WP: 0<br>PB: 0<br>SB: 2<br>CS: 1 | PA: 38 |  |  |  |
| <b>PITCHER</b>   | IP                           | WLS                             | BF                            | H                                | R                             | ER                               | SO                           | BB                               | IBB                          | HBP                             | BLK                          | WP                              | HR                            | S                                | P                             | ERA                              | WHIP                          |                                  |                                  |                                    |                                  |        |  |  |  |
| Mark Hendrickson, L (1, 1)<br>ERA: 6.07                | 6.0                          | W                               | 22                            | 6                                | 2                             | 2                                | 0                            | 1                                | 0                            | 0                               | 0                            | 0                               | 0                             | 43                               | 70                            | 3.00                             | 1.167                         |                                  |                                  |                                    |                                  |        |  |  |  |
| Kelvim Escobar, R (7, 1)<br>ERA: 8.8                   | 2.0                          |                                 | 9                             | 0                                | 0                             | 0                                | 2                            | 2                                | 0                            | 1                               | 0                            | 0                               | 0                             | 30                               | 51                            | 0.00                             | 1.000                         |                                  |                                  |                                    |                                  |        |  |  |  |
| Aquilino Lopez, R (9, 1)<br>ERA: 6.52                  | 1.0                          |                                 | 6                             | 3                                | 2                             | 2                                | 2                            | 0                                | 0                            | 0                               | 0                            | 0                               | 0                             | 12                               | 17                            | 18.00                            | 3.000                         |                                  |                                  |                                    |                                  |        |  |  |  |

Toronto Blue Jays @ Anaheim Angels  
Edison International Field, Anaheim, CA  
Sat May 10 2003, 10:05 PM EDT  
Att: 43,661 - Sunny - 68 F

livebaseballscores.com

AB 33  
R 4  
H 9  
RBI 4  
BB 3  
SO 4  
LOB 18













| Batter   | 1                                    | 2                               | 3                                    | 4                               | 5                                    | 6                                | 7                                     | 8                                | 9                                     | AB                               | R                                    | H                               | RBI                                   | BB                               | SO                                   | LOB                              | TOP  |                                  |                                    |                         |        |  |  |  |  |  |  |
|--|--------------------------------------|---------------------------------|--------------------------------------|---------------------------------|--------------------------------------|----------------------------------|---------------------------------------|----------------------------------|---------------------------------------|----------------------------------|--------------------------------------|---------------------------------|---------------------------------------|----------------------------------|--------------------------------------|----------------------------------|--|----------------------------------|------------------------------------|-------------------------|--------|--|--|--|--|--|--|
| David Eckstein, R (1, 6)<br>OBP: 0.358, SLG: 0.367   | 1-2<br>1B<br>HBP                     |                                 | 1-2<br>G5-3                          |                                 | 0-0<br>F8                            |                                  | 1-1<br>SF7                            |                                  | 1-2<br>F9                             | 3                                | 0                                    | 0                               | 1                                     | 0                                | 0                                    | 3                                | <b>Anaheim Angels @ New York Yankees</b><br>Yankee Stadium, Bronx, NY<br>Wed May 14 2003, 7:05 PM EDT<br>Att: 33,647 - Cloudy - 62 F |                                  |                                    |                         |        |  |  |  |  |  |  |
| Eric Owens, R (1, 8)<br>OBP: 0.231, SLG: 0.192   | 0-1<br>1B                            |                                 | 0-0<br>G5-3                          |                                 | 1-1<br>G4-3                          |                                  | 0-1<br>F8                             |                                  | 0-2<br>K                              | 5                                | 0                                    | 1                               | 0                                     | 0                                | 1                                    | 3                                |  |                                  |                                    |                         |        |  |  |  |  |  |  |
| Tim Salmon, R (1, 9)<br>Jeff DaVanon, S (9, 9)<br>OBP: 0.222, SLG: 0.353                           | 1-1<br>P4                            |                                 |                                      | 0-2<br>G5-3                     |                                      | 0-3<br>K                         |                                       | 0-0<br>L6                        | 0-0<br>G4-3                           | 5                                | 0                                    | 0                               | 0                                     | 0                                | 1                                    | 2                                |  |                                  |                                    |                         |        |  |  |  |  |  |  |
| 16 Garret Anderson, L (1, 7)<br>OBP: 0.364, SLG: 0.584   | 0-0<br>L3                            |                                 |                                      | 2-2<br>1B                       |                                      | 1-1<br>1B                        |                                       | 2-2<br>1B                        |                                       | 4                                | 2                                    | 3                               | 0                                     | 0                                | 0                                    | 2                                |  |                                  |                                    |                         |        |  |  |  |  |  |  |
| Troy Glaus, R (1, 5)<br>OBP: 0.387, SLG: 0.513   |                                      | 0-2<br>F7                       |                                      | 1-3<br>K                        |                                      | 2-2<br>F7                        |                                       | 2-2<br>1B                        | 1-1<br>1B                             | 4                                | 1                                    | 1                               | 1                                     | 0                                | 1                                    | 2                                |  |                                  |                                    |                         |        |  |  |  |  |  |  |
| Shawn Wooten, R (1, 10)<br>OBP: 0.317, SLG: 0.433  |                                      | 1-2<br>F9                       |                                      | 1-0<br>P6                       |                                      | 1-1<br>1B                        |                                       | 0-0<br>F8                        |                                       | 4                                | 0                                    | 1                               | 1                                     | 0                                | 0                                    | 2                                |  |                                  |                                    |                         |        |  |  |  |  |  |  |
| Bengie Molina, R (1, 2)<br>OBP: 0.302, SLG: 0.383  |                                      | 0-1<br>F9                       |                                      |                                 | 0-2<br>F8                            |                                  | 0-1<br>F9                             |                                  | 0-2<br>1B                             | 4                                | 1                                    | 1                               | 1                                     | 0                                | 0                                    | 1                                |  |                                  |                                    |                         |        |  |  |  |  |  |  |
| Scott Spiezio, S (1, 3)<br>OBP: 0.280, SLG: 0.395  |                                      |                                 | 0-0<br>G5-3                          |                                 | 1-2<br>1B                            |                                  | 0-0<br>SH5-4                          |                                  | 0-1<br>1B                             | 4                                | 1                                    | 4                               | 1                                     | 0                                | 0                                    | 0                                |  |                                  |                                    |                         |        |  |  |  |  |  |  |
| Benji Gil, R (1, 4)<br>Adam Kennedy, L (8, PH)<br>OBP: 0.179, SLG: 0.135<br>OBP: 0.342, SLG: 0.368 | 2-2<br>F7                            |                                 | 2-2<br>F7                            |                                 | 0-1<br>1B                            |                                  | 0-1<br>SH5-4                          |                                  | 2-1<br>P6                             | 2                                | 0                                    | 1                               | 0                                     | 0                                | 0                                    | 1                                |  |                                  |                                    |                         |        |  |  |  |  |  |  |
| <b>Inning Stats</b>  | R: 0<br>H: 1<br>E: 0<br>K: 0<br>S: 7 | H: 1<br>LOB: 1<br>BB: 0<br>P: 9 | R: 0<br>H: 0<br>E: 0<br>K: 0<br>S: 8 | H: 0<br>LOB: 0<br>BB: 0<br>P: 9 | R: 0<br>H: 1<br>E: 0<br>K: 0<br>S: 8 | H: 1<br>LOB: 1<br>BB: 0<br>P: 11 | R: 0<br>H: 1<br>E: 0<br>K: 1<br>S: 13 | H: 2<br>LOB: 1<br>BB: 0<br>P: 17 | R: 0<br>H: 2<br>E: 0<br>K: 0<br>S: 12 | H: 1<br>LOB: 0<br>BB: 0<br>P: 16 | R: 1<br>H: 1<br>E: 0<br>K: 0<br>S: 7 | H: 1<br>LOB: 0<br>BB: 0<br>P: 8 | R: 3<br>H: 4<br>E: 0<br>K: 0<br>S: 15 | H: 2<br>LOB: 1<br>BB: 0<br>P: 21 | R: 0<br>H: 0<br>E: 0<br>K: 1<br>S: 9 | H: 0<br>LOB: 0<br>BB: 0<br>P: 10 |  | 1B: 9<br>2B: 4<br>3B: 0<br>HR: 0 | SF: 1<br>SAC: 1<br>DP: 1<br>HBP: 1 | WP: 0<br>PB: 0<br>CS: 0 | PA: 39 |  |  |  |  |  |  |
| <b>PITCHER</b>   | IP                                   | WLS                             | BF                                   | H                               | R                                    | ER                               | SO                                    | BB                               | IBB                                   | HBP                              | BLK                                  | WP                              | HR                                    | S                                | P                                    | ERA                              | WHIP   |                                  |                                    |                         |        |  |  |  |  |  |  |
| David Wells, L (1, 1)<br>ERA: 3.26   | 7.2                                  | L                               | 34                                   | 11                              | 5                                    | 5                                | 2                                     | 0                                | 0                                     | 0                                | 0                                    | 0                               | 0                                     | 78                               | 99                                   | 5.87                             | 1.435  |                                  |                                    |                         |        |  |  |  |  |  |  |
| Antonio Osuna, R (8, 1)<br>ERA: 1.42   | 1.1                                  |                                 | 5                                    | 1                               | 0                                    | 0                                | 1                                     | 0                                | 0                                     | 0                                | 0                                    | 0                               | 0                                     | 13                               | 16                                   | 0.00                             | 0.750  |                                  |                                    |                         |        |  |  |  |  |  |  |

| Batter   | 1                                     | 2                                | 3                                    | 4                                | 5                                    | 6                                | 7                                     | 8                                | 9                                    | AB                               | R                                    | H                                | RBI                                   | BB                               | SO                                    | LOB                              | BOTTOM   |                                  |                                    |                         |        |  |  |  |  |  |  |
|--|---------------------------------------|----------------------------------|--------------------------------------|----------------------------------|--------------------------------------|----------------------------------|---------------------------------------|----------------------------------|--------------------------------------|----------------------------------|--------------------------------------|----------------------------------|---------------------------------------|----------------------------------|---------------------------------------|----------------------------------|--|----------------------------------|------------------------------------|-------------------------|--------|--|--|--|--|--|--|
| Alfonso Soriano, R (1, 4)<br>OBP: 0.389, SLG: 0.550  | 1-3<br>K                              |                                  | 1-0<br>P4                            |                                  | 1-1<br>F7                            |                                  | 1-1<br>PO                             |                                  | 0-2<br>P3                            | 4                                | 0                                    | 0                                | 0                                     | 0                                | 1                                     | 0                                | <b>Anaheim Angels @ New York Yankees</b><br>Yankee Stadium, Bronx, NY<br>Wed May 14 2003, 7:05 PM EDT<br>Att: 33,647 - Cloudy - 62 F |                                  |                                    |                         |        |  |  |  |  |  |  |
| 2 Derek Jeter, R (1, 6)<br>OBP: 0.500, SLG: 0.556  | 0-0<br>E                              |                                  | 3-3<br>K                             |                                  | 0-0<br>G1-3                          |                                  |                                       | 1-0<br>BB                        | 4                                    | 2                                | 2                                    | 0                                | 0                                     | 1                                | 0                                     |                                  |  |                                  |                                    |                         |        |  |  |  |  |  |  |
| 25 Jason Giambi, L (1, 10)<br>OBP: 0.329, SLG: 0.388   | 1-2<br>P2                             |                                  | 0-3<br>K                             |                                  | 1-0<br>P5                            |                                  |                                       | 1-3<br>K                         | 4                                    | 0                                | 0                                    | 0                                | 0                                     | 2                                | 2                                     |                                  |  |                                  |                                    |                         |        |  |  |  |  |  |  |
| Bernie Williams, S (1, 8)<br>OBP: 0.427, SLG: 0.507  | 3-2<br>E8                             |                                  |                                      | 1-3<br>K                         |                                      | 2-2<br>F7                        |                                       | 4-2<br>BB                        | 3                                    | 0                                | 1                                    | 1                                | 1                                     | 1                                | 0                                     |                                  |  |                                  |                                    |                         |        |  |  |  |  |  |  |
| 55 Hideki Matsui, L (1, 7)<br>OBP: 0.328, SLG: 0.394   | 1-1<br>P4                             |                                  |                                      | 1-1<br>F7                        |                                      | 2-1<br>1B                        |                                       | 1-2<br>1B                        | 4                                    | 0                                | 2                                    | 1                                | 0                                     | 0                                | 1                                     |                                  |  |                                  |                                    |                         |        |  |  |  |  |  |  |
| 20 Jorge Posada, S (1, 2)<br>OBP: 0.343, SLG: 0.573  |                                       | 2-0<br>F9                        |                                      | 2-2<br>HR                        |                                      | 1-1<br>G1-3                      |                                       | 2-3<br>K                         | 4                                    | 1                                | 1                                    | 1                                | 0                                     | 1                                | 3                                     |                                  |  |                                  |                                    |                         |        |  |  |  |  |  |  |
| Robin Ventura, L (1, 5)<br>Charles Gipson, R (7, PR)<br>Todd Zeile, R (8, 5)<br>OBP: 0.349, SLG: 0.500<br>OBP: 0.286, SLG: 0.373 | 2-2<br>G5-3                           |                                  |                                      | 2-2<br>1B                        |                                      | 4-1<br>PO                        |                                       | 2-2<br>P3                        | 2                                    | 0                                | 2                                    | 0                                | 1                                     | 0                                | 0                                     |                                  |  |                                  |                                    |                         |        |  |  |  |  |  |  |
| Raul Mondesi, R (1, 9)<br>OBP: 0.387, SLG: 0.583   | 3-1<br>G5-3                           |                                  |                                      | 1-2<br>F7                        |                                      | 2-2<br>F8                        |                                       | 2-0<br>P3                        | 4                                    | 0                                | 0                                    | 0                                | 0                                     | 0                                | 3                                     |                                  |  |                                  |                                    |                         |        |  |  |  |  |  |  |
| Nick Johnson, L (1, 3)<br>OBP: 0.455, SLG: 0.517   | 3-2<br>F8                             |                                  |                                      | 3-2<br>F8                        |                                      | 1-0<br>F7                        |                                       | 3-2<br>G4-3                      | 4                                    | 0                                | 0                                    | 0                                | 0                                     | 0                                | 2                                     |                                  |  |                                  |                                    |                         |        |  |  |  |  |  |  |
| <b>Inning Stats</b>  | R: 1<br>H: 2<br>E: 1<br>K: 1<br>S: 13 | H: 2<br>LOB: 1<br>BB: 0<br>P: 19 | R: 0<br>H: 1<br>E: 0<br>K: 0<br>S: 9 | H: 1<br>LOB: 1<br>BB: 0<br>P: 19 | R: 0<br>H: 0<br>E: 0<br>K: 2<br>S: 8 | H: 0<br>LOB: 0<br>BB: 0<br>P: 12 | R: 1<br>H: 2<br>E: 0<br>K: 1<br>S: 14 | H: 2<br>LOB: 1<br>BB: 0<br>P: 21 | R: 0<br>H: 0<br>E: 0<br>K: 0<br>S: 6 | H: 1<br>LOB: 1<br>BB: 0<br>P: 10 | R: 0<br>H: 0<br>E: 0<br>K: 0<br>S: 8 | H: 0<br>LOB: 1<br>BB: 1<br>P: 14 | R: 0<br>H: 0<br>E: 0<br>K: 2<br>S: 19 | H: 2<br>LOB: 2<br>BB: 1<br>P: 28 | R: 0<br>H: 0<br>E: 0<br>K: 0<br>S: 10 | H: 0<br>LOB: 0<br>BB: 0<br>P: 17 |  | 1B: 7<br>2B: 0<br>3B: 0<br>HR: 1 | SF: 0<br>SAC: 0<br>DP: 0<br>HBP: 0 | WP: 0<br>PB: 0<br>CS: 0 | PA: 37 |  |  |  |  |  |  |
| <b>PITCHER</b>   | IP                                    | WLS                              | BF                                   | H                                | R                                    | ER                               | SO                                    | BB                               | IBB                                  | HBP                              | BLK                                  | WP                               | HR                                    | S                                | P                                     | ERA                              | WHIP   |                                  |                                    |                         |        |  |  |  |  |  |  |
| Kevin Appier, R (1, 1)<br>ERA: 5.52  | 6.0                                   |                                  | 24                                   | 6                                | 2                                    | 2                                | 4                                     | 0                                | 0                                    | 0                                | 0                                    | 0                                | 0                                     | 1                                | 5                                     | -                                | -  |                                  |                                    |                         |        |  |  |  |  |  |  |
| Scott Schoeneweis, L (7, 1)<br>ERA: 5.27   | 0.0                                   |                                  | 1                                    | 0                                | 0                                    | 0                                | 0                                     | 1                                | 0                                    | 0                                | 0                                    | 0                                | 0                                     | 1                                | 5                                     | -                                | -  |                                  |                                    |                         |        |  |  |  |  |  |  |
| Francisco Rodriguez, R (7, 1)<br>ERA: 4.75   | 1.2                                   | W                                | 7                                    | 2                                | 1                                    | 1                                | 1                                     | 1                                | 0                                    | 0                                | 0                                    | 0                                | 0                                     | 21                               | 31                                    | 5.40                             | 1.800  |                                  |                                    |                         |        |  |  |  |  |  |  |
| Brendan Donnelly, R (8, 1)<br>ERA: 2.25  | 0.1                                   | H                                | 1                                    | 0                                | 0                                    | 0                                | 1                                     | 0                                | 0                                    | 0                                | 0                                    | 0                                | 0                                     | 4                                | 6                                     | 0.00                             | 0.000  |                                  |                                    |                         |        |  |  |  |  |  |  |
| Troy Percival, R (9, 1)<br>ERA: 2.25   | 1.0                                   | S                                | 3                                    | 0                                | 0                                    | 0                                | 0                                     | 0                                | 0                                    | 0                                | 0                                    | 0                                | 0                                     | 10                               | 17                                    | 0.00                             | 0.000  |                                  |                                    |                         |        |  |  |  |  |  |  |

|     |    |
|-----|----|
| AB  | 36 |
| R   | 5  |
| H   | 12 |
| RBI | 5  |
| BB  | 0  |
| SO  | 3  |
| LOB | 17 |









| Batter   | 1                             | 2                                | 3                            | 4                                | 5                            | 6                                | 7                            | 8                                | 9                             | AB                               | R                            | H                                | RBI                           | BB                               | SO                            | LOB                              | TOP                          |                                 |                                  |                                    |                                  |        |  |  |  |  |  |
|--|-------------------------------|----------------------------------|------------------------------|----------------------------------|------------------------------|----------------------------------|------------------------------|----------------------------------|-------------------------------|----------------------------------|------------------------------|----------------------------------|-------------------------------|----------------------------------|-------------------------------|----------------------------------|------------------------------|---------------------------------|----------------------------------|------------------------------------|----------------------------------|--------|--|--|--|--|--|
| David Eckstein, R<br>OBP: 0.348, SLG: 0.354  | 0-3<br>K                      | 3-3<br>K                         |                              | 3-2<br>P3                        |                              | 2-1<br>P3                        |                              | 1-0<br>FC6-4<br>1B               |                               | 5                                | 0                            | 1                                | 0                             | 0                                | 2                             | 1                                |                              |                                 |                                  |                                    |                                  |        |  |  |  |  |  |
| Adam Kennedy, L<br>OBP: 0.348, SLG: 0.364  | 2-3<br>K                      |                                  | 1-0<br>2B<br>16<br>G3<br>1B  |                                  | 4-0<br>16<br>E<br>BB         | 0-3<br>K                         |                              | 1-1<br>FC6-4<br>CS<br>1-2<br>3-H |                               | 4                                | 2                            | 1                                | 1                             | 1                                | 2                             | 1                                |                              |                                 |                                  |                                    |                                  |        |  |  |  |  |  |
| Tim Salmon, R<br>OBP: 0.401, SLG: 0.520<br>Jeff DaVanon, S<br>OBP: 0.275, SLG: 0.474 | 1-1<br>1B<br>16<br>FC6<br>HBP |                                  | 0-1<br>16<br>G3<br>1-3<br>2B |                                  | 2-3<br>K                     |                                  | 3-1<br>2B<br>2B              | 4-2<br>1-2<br>BB                 |                               | 3                                | 2                            | 2                                | 0                             | 1                                | 1                             | 1                                |                              |                                 |                                  |                                    |                                  |        |  |  |  |  |  |
| 16 Garret Anderson, L<br>OBP: 0.359, SLG: 0.568                                      | 0-2<br>FC6<br>1B              |                                  | 0-0<br>G3                    |                                  | 2-2<br>E4<br>WP<br>2B        |                                  | 1-3<br>K                     | 0-0<br>G4-3                      |                               | 5                                | 1                            | 0                                | 1                             | 0                                | 1                             | 4                                |                              |                                 |                                  |                                    |                                  |        |  |  |  |  |  |
| Troy Glaus, R<br>OBP: 0.367, SLG: 0.480  | 0-1<br>1-2<br>2-3<br>1B       |                                  | 0-1<br>G5-3                  |                                  | 1-3<br>K                     |                                  | 0-3<br>K                     |                                  | 0-0<br>G4-3                   | 5                                | 0                            | 1                                | 1                             | 0                                | 2                             | 2                                |                              |                                 |                                  |                                    |                                  |        |  |  |  |  |  |
| Brad Fullmer, L<br>OBP: 0.425, SLG: 0.527  | 0-0<br>F9                     |                                  | 0-1<br>3-H<br>1B             |                                  | 4-1<br>2B<br>BB              |                                  | 2-2<br>WP<br>2-H<br>2B       | 0-1<br>FC4-6<br>1B               |                               | 4                                | 0                            | 3                                | 1                             | 1                                | 0                             | 3                                |                              |                                 |                                  |                                    |                                  |        |  |  |  |  |  |
| Scott Spiezio, S<br>OBP: 0.305, SLG: 0.398   |                               | 2-1<br>P4                        | 1-0<br>F9                    |                                  | 0-1<br>K                     |                                  | 4-2<br>2B                    | 0-0<br>FC4-6<br>1-2<br>BB        |                               | 4                                | 0                            | 1                                | 1                             | 1                                | 0                             | 2                                |                              |                                 |                                  |                                    |                                  |        |  |  |  |  |  |
| José Molina, R<br>OBP: 0.053, SLG: 0.053   |                               | 0-0<br>G5-3                      |                              | 1-1<br>F9                        | 0-2<br>G5-3                  |                                  | 0-3<br>K                     | 1-3<br>K                         |                               | 5                                | 0                            | 0                                | 0                             | 0                                | 2                             | 5                                |                              |                                 |                                  |                                    |                                  |        |  |  |  |  |  |
| Eric Owens, R<br>OBP: 0.250, SLG: 0.215  | 1-2<br>S<br>1B                |                                  | 1-0<br>G6-3                  |                                  | 1-0<br>P4                    |                                  | 2-2<br>1B<br>FC6-4<br>1B     |                                  |                               | 4                                | 1                            | 2                                | 0                             | 0                                | 0                             | 0                                |                              |                                 |                                  |                                    |                                  |        |  |  |  |  |  |
| <b>Inning Stats</b>  | R: 0<br>E: 0<br>K: 2<br>S: 15 | H: 1<br>LOB: 3<br>BB: 0<br>P: 18 | R: 0<br>E: 0<br>K: 1<br>S: 9 | H: 1<br>LOB: 1<br>BB: 0<br>P: 15 | R: 2<br>E: 0<br>K: 0<br>S: 9 | H: 3<br>LOB: 1<br>BB: 0<br>P: 11 | R: 0<br>E: 0<br>K: 0<br>S: 6 | H: 0<br>LOB: 0<br>BB: 0<br>P: 11 | R: 2<br>E: 1<br>K: 2<br>S: 18 | H: 1<br>LOB: 2<br>BB: 2<br>P: 32 | R: 0<br>E: 0<br>K: 1<br>S: 8 | H: 0<br>LOB: 0<br>BB: 0<br>P: 11 | R: 1<br>E: 0<br>K: 3<br>S: 18 | H: 2<br>LOB: 2<br>BB: 1<br>P: 28 | R: 1<br>E: 0<br>K: 0<br>S: 11 | H: 2<br>LOB: 1<br>BB: 1<br>P: 19 | R: 0<br>E: 1<br>K: 1<br>S: 7 | H: 1<br>LOB: 1<br>BB: 0<br>P: 8 | 1B: 7<br>2B: 4<br>3B: 0<br>HR: 0 | SF: 0<br>SAC: 0<br>DP: 0<br>HBP: 1 | WP: 3<br>PB: 3<br>SB: 2<br>CS: 1 | PA: 44 |  |  |  |  |  |
| <b>PITCHER</b>   | IP                            | WLS                              | BF                           | H                                | R                            | ER                               | SO                           | BB                               | IBB                           | HBP                              | BLK                          | WP                               | HR                            | S                                | P                             | ERA                              | WHIP                         |                                 |                                  |                                    |                                  |        |  |  |  |  |  |
| 49 Tim Wakefield, R<br>ERA: 4.59   | 6.0                           |                                  | 29                           | 6                                | 4                            | 3                                | 6                            | 2                                | 0                             | 1                                | 0                            | 1                                | 0                             | 65                               | 98                            | 4.50                             | 1.333                        |                                 |                                  |                                    |                                  |        |  |  |  |  |  |
| Robert Person, R<br>ERA: 4.5   | 1.0                           | W                                | 6                            | 2                                | 1                            | 1                                | 3                            | 1                                | 0                             | 0                                | 0                            | 1                                | 0                             | 18                               | 28                            | 9.00                             | 3.000                        |                                 |                                  |                                    |                                  |        |  |  |  |  |  |
| Alan Embree, L<br>ERA: 9.0   | 1.0                           | L                                | 5                            | 2                                | 1                            | 1                                | 0                            | 1                                | 0                             | 0                                | 0                            | 0                                | 0                             | 11                               | 19                            | 9.00                             | 3.000                        |                                 |                                  |                                    |                                  |        |  |  |  |  |  |
| Brandon Lyon, R<br>ERA: 2.18   | 1.0                           |                                  | 4                            | 1                                | 0                            | 0                                | 1                            | 0                                | 0                             | 0                                | 0                            | 0                                | 0                             | 7                                | 8                             | 0.00                             | 1.000                        |                                 |                                  |                                    |                                  |        |  |  |  |  |  |

Anaheim Angels @ Boston Red Sox  
Fenway Park, Boston, MA  
Fri May 16 2003, 7:05 PM EDT  
Att: 33,170 - Cloudy - 45 F

AB 39  
R 6  
H 11  
RBI 5  
BB 4  
SO 10  
LOB 19



| Batter  | 1                                   | 2                                | 3                             | 4                                | 5                            | 6                                | 7                             | 8                                | 9                             | AB                               | R                             | H                                | RBI                          | BB                               | SO                            | LOB                              | BOTTOM                           |                                    |                                  |        |  |  |  |  |  |  |  |
|---|-------------------------------------|----------------------------------|-------------------------------|----------------------------------|------------------------------|----------------------------------|-------------------------------|----------------------------------|-------------------------------|----------------------------------|-------------------------------|----------------------------------|------------------------------|----------------------------------|-------------------------------|----------------------------------|----------------------------------|------------------------------------|----------------------------------|--------|--|--|--|--|--|--|--|
| 18 Johnny Damon, L<br>OBP: 0.332, SLG: 0.425  | 0-1<br>G5-3                         | 1-2<br>FC4-6<br>S<br>1-2<br>1B   |                               | 0-1<br>CS<br>1B                  |                              |                                  | 2-2<br>1-H<br>1B              |                                  | 2-2<br>F9                     | 5                                | 0                             | 2                                | 1                            | 0                                | 0                             | 1                                |                                  |                                    |                                  |        |  |  |  |  |  |  |  |
| Todd Walker, L<br>OBP: 0.380, SLG: 0.421  | 0-0<br>1B<br>1B                     | 2-1<br>F7                        |                               | 0-2<br>CS<br>1-2                 | 1-1<br>1B                    |                                  | 0-0<br>F9                     |                                  |                               | 4                                | 1                             | 2                                | 0                            | 0                                | 0                             | 2                                |                                  |                                    |                                  |        |  |  |  |  |  |  |  |
| Nomar Garciaparra, R<br>OBP: 0.323, SLG: 0.514  | 0-1<br>BB<br>1B<br>1-3<br>1B        | 0-1<br>P4                        |                               |                                  | 2-2<br>F7                    |                                  | 2-3<br>K                      |                                  |                               | 4                                | 1                             | 1                                | 0                            | 0                                | 1                             | 2                                |                                  |                                    |                                  |        |  |  |  |  |  |  |  |
| Manny Ramirez, R<br>OBP: 0.411, SLG: 0.503  | 0-0<br>BB<br>1B<br>1-2<br>3-H<br>1B |                                  | 2-2<br>F8                     |                                  | 2-3<br>K                     |                                  |                               | 2-0<br>P3                        |                               | 4                                | 1                             | 1                                | 1                            | 0                                | 1                             | 0                                |                                  |                                    |                                  |        |  |  |  |  |  |  |  |
| Kevin Millar, R<br>OBP: 0.356, SLG: 0.473   | 2-2<br>F8                           |                                  | 2-1<br>1B                     |                                  |                              | 2-2<br>G6-3                      |                               | 1-3<br>K                         |                               | 4                                | 0                             | 1                                | 0                            | 0                                | 1                             | 2                                |                                  |                                    |                                  |        |  |  |  |  |  |  |  |
| Trot Nixon, L<br>OBP: 0.405, SLG: 0.505   | 4-2<br>1B<br>BB                     |                                  | 0-0<br>P5                     |                                  |                              | 2-2<br>F8                        |                               | 1-0<br>3B                        |                               | 3                                | 0                             | 1                                | 0                            | 1                                | 0                             | 1                                |                                  |                                    |                                  |        |  |  |  |  |  |  |  |
| Shea Hillenbrand, R<br>OBP: 0.344, SLG: 0.448   | 1-1<br>1-3<br>2-H<br>3-H<br>1B      |                                  | 1-3<br>K                      |                                  |                              | 0-1<br>F9                        |                               | 0-1<br>G3                        |                               | 4                                | 0                             | 1                                | 2                            | 0                                | 1                             | 2                                |                                  |                                    |                                  |        |  |  |  |  |  |  |  |
| Jeremy Giambi, L<br>OBP: 0.349, SLG: 0.479  |                                     | 3-2<br>HR                        |                               | 3-2<br>G4-3                      |                              |                                  | 4-1<br>18<br>WP<br>1B<br>BB   |                                  | 2-3<br>K                      | 3                                | 2                             | 1                                | 1                            | 1                                | 1                             | 0                                |                                  |                                    |                                  |        |  |  |  |  |  |  |  |
| Doug Mirabeli, R<br>OBP: 0.259, SLG: 0.392<br>Bill Mueller, S<br>OBP: 0.417, SLG: 0.642 |                                     | 4-0<br>18<br>FC4-6<br>BB         |                               | 3-3<br>K                         |                              |                                  | 0-3<br>K                      |                                  | 2-3<br>K                      | 2                                | 0                             | 0                                | 0                            | 1                                | 2                             | 1                                |                                  |                                    |                                  |        |  |  |  |  |  |  |  |
| <b>Inning Stats</b>   | R: 3<br>E: 0<br>K: 0<br>S: 16       | H: 4<br>LOB: 2<br>BB: 1<br>P: 23 | R: 1<br>E: 0<br>K: 0<br>S: 12 | H: 1<br>LOB: 1<br>BB: 1<br>P: 22 | R: 0<br>E: 0<br>K: 1<br>S: 9 | H: 1<br>LOB: 0<br>BB: 0<br>P: 14 | R: 0<br>E: 0<br>K: 1<br>S: 10 | H: 1<br>LOB: 0<br>BB: 0<br>P: 16 | R: 0<br>E: 0<br>K: 0<br>S: 11 | H: 0<br>LOB: 0<br>BB: 0<br>P: 15 | R: 1<br>E: 0<br>K: 2<br>S: 13 | H: 1<br>LOB: 1<br>BB: 1<br>P: 21 | R: 0<br>E: 0<br>K: 1<br>S: 7 | H: 1<br>LOB: 0<br>BB: 0<br>P: 11 | R: 0<br>E: 0<br>K: 2<br>S: 15 | H: 0<br>LOB: 0<br>BB: 0<br>P: 21 | 1B: 8<br>2B: 0<br>3B: 1<br>HR: 1 | SF: 0<br>SAC: 0<br>DP: 0<br>HBP: 0 | WP: 1<br>PB: 0<br>SB: 1<br>CS: 1 | PA: 38 |  |  |  |  |  |  |  |
| <b>PITCHER</b>  | IP                                  | WLS                              | BF                            | H                                | R                            | ER                               | SO                            | BB                               | IBB                           | HBP                              | BLK                           | WP                               | HR                           | S                                | P                             | ERA                              | WHIP                             |                                    |                                  |        |  |  |  |  |  |  |  |
| Ramon Ortiz, R<br>ERA: 5.68   | 6.0                                 |                                  | 25                            | 8                                | 4                            | 4                                | 3                             | 2                                | 0                             | 0                                | 0                             | 0                                | 1                            | 67                               | 104                           | 6.00                             | 1.667                            |                                    |                                  |        |  |  |  |  |  |  |  |
| Francisco Rodríguez, R<br>ERA: 4.98   | 1.0                                 | W                                | 5                             | 1                                | 1                            | 1                                | 2                             | 1                                | 0                             | 0                                | 0                             | 1                                | 0                            | 13                               | 21                            | 9.00                             | 2.000                            |                                    |                                  |        |  |  |  |  |  |  |  |
| Brendan Donnelly, R<br>ERA:   | 1.0                                 | H                                | 4                             | 1                                | 0                            | 0                                | 1                             | 0                                | 0                             | 0                                | 0                             | 0                                | 0                            | 7                                | 11                            | 0.00                             | 1.000                            |                                    |                                  |        |  |  |  |  |  |  |  |
| Troy Percival, R<br>ERA: 2.08   | 1.0                                 | S                                | 3                             | 0                                | 0                            | 0                                | 2                             | 0                                | 0                             | 0                                | 0                             | 0                                | 0                            | 15                               | 21                            | 0.00                             | 0.000                            |                                    |                                  |        |  |  |  |  |  |  |  |

Anaheim Angels @ Boston Red Sox  
Fenway Park, Boston, MA  
Fri May 16 2003, 7:05 PM EDT  
Att: 33,170 - Cloudy - 45 F

AB 34  
R 5  
H 10  
RBI 5  
BB 3  
SO 8  
LOB 11





| Batter  | 1                            | 2                               | 3                            | 4                                | 5                            | 6                                | 7                            | 8                               | 9                            | AB                               | R                             | H                                | RBI                           | BB                               | SO                            | LOB                              | TOP                           |                                  |                                   |                                    |                                  |        |  |  |  |
|---|------------------------------|---------------------------------|------------------------------|----------------------------------|------------------------------|----------------------------------|------------------------------|---------------------------------|------------------------------|----------------------------------|-------------------------------|----------------------------------|-------------------------------|----------------------------------|-------------------------------|----------------------------------|-------------------------------|----------------------------------|-----------------------------------|------------------------------------|----------------------------------|--------|--|--|--|
| David Eckstein, R<br>OBP: 0.344, SLG: 0.350     | G4-3                         |                                 | G5-3                         |                                  |                              | FC5-2<br>1B                      | K                            |                                 | F9                           | 5                                | 0                             | 1                                | 0                             | 0                                | 1                             | 2                                |                               |                                  |                                   |                                    |                                  |        |  |  |  |
| Adam Kennedy, L<br>OBP: 0.363, SLG: 0.370       | G6-4-3<br>1B                 |                                 |                              | K                                |                              | FC5-2<br>1B                      |                              | G4-3                            | 1B<br>16<br>1B               | 4                                | 1                             | 2                                | 0                             | 1                                | 1                             | 0                                |                               |                                  |                                   |                                    |                                  |        |  |  |  |
| Tim Salmon, R<br>OBP: 0.404, SLG: 0.520         | G6-4-3                       |                                 |                              |                                  |                              | F9                               |                              |                                 | 1B<br>16<br>G3-1             | 4                                | 0                             | 2                                | 0                             | 0                                | 0                             | 3                                |                               |                                  |                                   |                                    |                                  |        |  |  |  |
| Benji Gil, R<br>OBP: 0.171, SLG: 0.128          |                              |                                 |                              |                                  |                              |                                  |                              |                                 | 1B<br>16<br>1B               | 0                                | 1                             | 0                                | 0                             | 0                                | 0                             | 0                                |                               |                                  |                                   |                                    |                                  |        |  |  |  |
| Shawn Wooten, R<br>OBP: 0.333, SLG: 0.444       |                              |                                 |                              |                                  |                              |                                  |                              |                                 | 1B<br>16<br>1B               | 1                                | 0                             | 1                                | 1                             | 0                                | 0                             | 0                                |                               |                                  |                                   |                                    |                                  |        |  |  |  |
| 16 Garret Anderson, L<br>OBP: 0.360, SLG: 0.560 |                              | G3-1                            |                              | L4-3                             |                              | FC5-2<br>BB                      |                              | G3-1                            | 1B<br>16<br>1B               | 4                                | 0                             | 1                                | 1                             | 1                                | 0                             | 2                                |                               |                                  |                                   |                                    |                                  |        |  |  |  |
| Troy Glaus, R<br>OBP: 0.375, SLG: 0.504         |                              |                                 |                              |                                  |                              | FC4-6<br>1B                      |                              |                                 | 1B<br>16<br>1B               | 4                                | 2                             | 2                                | 2                             | 1                                | 1                             | 5                                |                               |                                  |                                   |                                    |                                  |        |  |  |  |
| Brad Fullmer, L<br>OBP: 0.420, SLG: 0.513       |                              |                                 |                              |                                  |                              | SF8<br>BB                        |                              |                                 | HR                           | 3                                | 0                             | 0                                | 0                             | 1                                | 0                             | 5                                |                               |                                  |                                   |                                    |                                  |        |  |  |  |
| Eric Owens, R<br>OBP: 0.250, SLG: 0.215         | FC4-6<br>S                   |                                 |                              |                                  |                              | G3<br>BB                         |                              | G4-3                            |                              | 0                                | 0                             | 0                                | 0                             | 0                                | 0                             | 0                                |                               |                                  |                                   |                                    |                                  |        |  |  |  |
| Scott Spiezio, S<br>OBP: 0.303, SLG: 0.394      | G4-3                         |                                 |                              |                                  |                              |                                  |                              |                                 |                              | 4                                | 0                             | 1                                | 0                             | 0                                | 0                             | 3                                |                               |                                  |                                   |                                    |                                  |        |  |  |  |
| Bengie Molina, R<br>OBP: 0.293, SLG: 0.373      |                              |                                 | G1-3                         |                                  |                              | SF8                              |                              | G5-4-3                          | 1B<br>E                      | 3                                | 1                             | 1                                | 1                             | 0                                | 0                             | 1                                |                               |                                  |                                   |                                    |                                  |        |  |  |  |
| Jeff DaVanon, S<br>OBP: 0.273, SLG: 0.452       |                              |                                 | K                            |                                  |                              | B1-3                             |                              | E4                              | 1B<br>E                      | 4                                | 1                             | 1                                | 0                             | 0                                | 1                             | 1                                |                               |                                  |                                   |                                    |                                  |        |  |  |  |
| <b>Inning Stats</b>                             | R: 0<br>E: 0<br>K: 0<br>S: 7 | H: 1<br>LOB: 0<br>BB: 0<br>P: 8 | R: 0<br>E: 0<br>K: 0<br>S: 7 | H: 1<br>LOB: 1<br>BB: 0<br>P: 12 | R: 0<br>E: 0<br>K: 1<br>S: 8 | H: 0<br>LOB: 0<br>BB: 0<br>P: 14 | R: 0<br>E: 0<br>K: 1<br>S: 7 | H: 1<br>LOB: 0<br>BB: 0<br>P: 8 | R: 1<br>E: 0<br>K: 0<br>S: 7 | H: 0<br>LOB: 1<br>BB: 2<br>P: 16 | R: 0<br>E: 0<br>K: 0<br>S: 11 | H: 2<br>LOB: 3<br>BB: 1<br>P: 19 | R: 0<br>E: 1<br>K: 1<br>S: 12 | H: 1<br>LOB: 1<br>BB: 0<br>P: 16 | R: 2<br>E: 0<br>K: 0<br>S: 12 | H: 2<br>LOB: 1<br>BB: 0<br>P: 19 | R: 3<br>E: 1<br>K: 1<br>S: 25 | H: 4<br>LOB: 2<br>BB: 1<br>P: 38 | 1B: 11<br>2B: 1<br>3B: 0<br>HR: 1 | SF: 1<br>SAC: 0<br>DP: 3<br>HBP: 0 | WP: 0<br>PB: 0<br>SB: 3<br>CS: 0 | PA: 41 |  |  |  |
| <b>PITCHER</b>                                  | IP                           | WLS                             | BF                           | H                                | R                            | ER                               | SO                           | BB                              | IBB                          | HBP                              | BLK                           | WP                               | HR                            | S                                | P                             | ERA                              | WHIP                          |                                  |                                   |                                    |                                  |        |  |  |  |
| Derek Lowe, R<br>ERA: 5.89                      | 7.1                          |                                 | 30                           | 7                                | 2                            | 2                                | 3                            | 3                               | 0                            | 0                                | 0                             | 0                                | 0                             | 63                               | 100                           | 2.46                             | 1.364                         |                                  |                                   |                                    |                                  |        |  |  |  |
| 50 Mike Timlin, R<br>ERA: 4.13                  | 0.2                          | L                               | 3                            | 1                                | 1                            | 1                                | 0                            | 0                               | 0                            | 0                                | 0                             | 0                                | 1                             | 8                                | 12                            | 13.50                            | 1.500                         |                                  |                                   |                                    |                                  |        |  |  |  |
| Brandon Lyon, R<br>ERA: 3.38                    | 0.2                          |                                 | 6                            | 3                                | 3                            | 3                                | 0                            | 1                               | 0                            | 0                                | 0                             | 0                                | 0                             | 18                               | 28                            | 40.50                            | 6.000                         |                                  |                                   |                                    |                                  |        |  |  |  |
| Bruce Chen, L<br>ERA: 5.28                      | 0.1                          |                                 | 2                            | 1                                | 0                            | 0                                | 1                            | 0                               | 0                            | 0                                | 0                             | 0                                | 0                             | 7                                | 10                            | 0.00                             | 3.000                         |                                  |                                   |                                    |                                  |        |  |  |  |

Anaheim Angels @ Boston Red Sox  
Fenway Park, Boston, MA  
Sat May 17 2003, 1:20 PM EDT  
Att: 33,327 - Sunny - 49 F

AB 36  
R 6  
H 12  
RBI 5  
BB 4  
SO 4  
LOB 22



| Batter   | 1                             | 2                                | 3                            | 4                               | 5                            | 6                                | 7                             | 8                                | 9                            | AB                               | R                            | H                                | RBI                           | BB                               | SO                           | LOB                             | BOTTOM                        |                                  |                                  |                                    |                                  |        |  |  |  |
|--|-------------------------------|----------------------------------|------------------------------|---------------------------------|------------------------------|----------------------------------|-------------------------------|----------------------------------|------------------------------|----------------------------------|------------------------------|----------------------------------|-------------------------------|----------------------------------|------------------------------|---------------------------------|-------------------------------|----------------------------------|----------------------------------|------------------------------------|----------------------------------|--------|--|--|--|
| Bill Mueller, S<br>OBP: 0.420, SLG: 0.633      | K                             |                                  | SH1-3                        |                                 | P3                           |                                  |                               |                                  |                              | 3                                | 0                            | 1                                | 0                             | 1                                | 1                            | 1                               |                               |                                  |                                  |                                    |                                  |        |  |  |  |
| Todd Walker, L<br>OBP: 0.356, SLG: 0.423       | G6-3                          |                                  | SF7                          |                                 |                              | G6-3<br>2B                       | F8                            |                                  | G4-3                         | 4                                | 0                            | 1                                | 1                             | 0                                | 0                            | 5                               |                               |                                  |                                  |                                    |                                  |        |  |  |  |
| Nomar Garciaparra, R<br>OBP: 0.321, SLG: 0.525 | HR                            |                                  | F9                           |                                 |                              | G6-3                             |                               | G6-3                             |                              | 4                                | 1                            | 1                                | 1                             | 0                                | 0                            | 2                               |                               |                                  |                                  |                                    |                                  |        |  |  |  |
| Manny Ramirez, R<br>OBP: 0.402, SLG: 0.491     | G3                            |                                  |                              |                                 | F8                           | G4-3                             |                               | F7                               |                              | 4                                | 0                            | 0                                | 0                             | 0                                | 0                            | 1                               |                               |                                  |                                  |                                    |                                  |        |  |  |  |
| Kevin Millar, R<br>OBP: 0.359, SLG: 0.478      |                               | L4-6<br>2B                       |                              | F8                              |                              |                                  |                               | G6-3                             |                              | 3                                | 0                            | 1                                | 0                             | 1                                | 0                            | 0                               |                               |                                  |                                  |                                    |                                  |        |  |  |  |
| Shea Hillenbrand, R<br>OBP: 0.342, SLG: 0.442  |                               | L4-6                             |                              | G4-3                            |                              | F8                               |                               |                                  | BB<br>1B                     | 4                                | 0                            | 1                                | 0                             | 0                                | 0                            | 3                               |                               |                                  |                                  |                                    |                                  |        |  |  |  |
| Jason Varitek, S<br>OBP: 0.333, SLG: 0.491     |                               |                                  | G4-3                         |                                 |                              |                                  |                               |                                  | K                            | 4                                | 0                            | 0                                | 0                             | 0                                | 2                            | 1                               |                               |                                  |                                  |                                    |                                  |        |  |  |  |
| Trot Nixon, L<br>OBP: 0.400, SLG: 0.496        |                               |                                  | K<br>SH1-3<br>1B<br>SF7      |                                 | F8                           |                                  | P6                            |                                  | BB<br>1B                     | 4                                | 1                            | 1                                | 0                             | 0                                | 1                            | 0                               |                               |                                  |                                  |                                    |                                  |        |  |  |  |
| Damian Jackson, R<br>OBP: 0.353, SLG: 0.323    |                               |                                  |                              |                                 |                              |                                  |                               |                                  |                              | 3                                | 0                            | 3                                | 0                             | 0                                | 0                            | 0                               |                               |                                  |                                  |                                    |                                  |        |  |  |  |
| 34 David Ortiz, L<br>OBP: 0.340, SLG: 0.383    |                               |                                  | SF7<br>SH1-3<br>1B           |                                 |                              |                                  | 1B                            |                                  | K                            | 1                                | 0                            | 0                                | 0                             | 0                                | 1                            | 2                               |                               |                                  |                                  |                                    |                                  |        |  |  |  |
| <b>Inning Stats</b>                            | R: 1<br>E: 0<br>K: 1<br>S: 12 | H: 1<br>LOB: 0<br>BB: 0<br>P: 16 | R: 0<br>E: 0<br>K: 0<br>S: 5 | H: 1<br>LOB: 0<br>BB: 0<br>P: 9 | R: 1<br>E: 0<br>K: 1<br>S: 8 | H: 1<br>LOB: 1<br>BB: 0<br>P: 11 | R: 0<br>E: 0<br>K: 0<br>S: 11 | H: 0<br>LOB: 0<br>BB: 0<br>P: 14 | R: 0<br>E: 0<br>K: 0<br>S: 7 | H: 1<br>LOB: 1<br>BB: 0<br>P: 11 | R: 0<br>E: 0<br>K: 0<br>S: 9 | H: 1<br>LOB: 2<br>BB: 1<br>P: 17 | R: 0<br>E: 0<br>K: 1<br>S: 11 | H: 2<br>LOB: 2<br>BB: 0<br>P: 15 | R: 0<br>E: 0<br>K: 0<br>S: 6 | H: 0<br>LOB: 0<br>BB: 0<br>P: 7 | R: 0<br>E: 0<br>K: 2<br>S: 13 | H: 2<br>LOB: 3<br>BB: 1<br>P: 23 | 1B: 5<br>2B: 4<br>3B: 0<br>HR: 1 | SF: 1<br>SAC: 1<br>DP: 1<br>HBP: 0 | WP: 0<br>PB: 1<br>SB: 0<br>CS: 0 | PA: 38 |  |  |  |
| <b>PITCHER</b>                                 | IP                            | WLS                              | BF                           | H                               | R                            | ER                               | SO                            | BB                               | IBB                          | HBP                              | BLK                          | WP                               | HR                            | S                                | P                            | ERA                             | WHIP                          |                                  |                                  |                                    |                                  |        |  |  |  |
| Jarrod Washburn, L<br>ERA: 3.52                | 7.0                           | W                                | 29                           | 7                               | 2                            | 1                                | 3                             | 1                                | 0                            | 0                                | 0                            | 0                                | 0                             | 63                               | 93                           | 1.29                            | 1.143                         |                                  |                                  |                                    |                                  |        |  |  |  |
| Brendan Donnelly, R<br>ERA:                    | 1.1                           | H                                | 6                            | 2                               | 0                            | 0                                | 1                             | 0                                | 0                            | 0                                | 0                            | 0                                | 0                             | 13                               | 18                           | 0.00                            | 1.500                         |                                  |                                  |                                    |                                  |        |  |  |  |
| Troy Percival, R<br>ERA: 1.98                  | 0.2                           | S                                | 3                            | 0                               | 0                            | 0                                | 1                             | 1                                | 0                            | 0                                | 0                            | 0                                | 0                             | 6                                | 12                           | 0.00                            | 1.500                         |                                  |                                  |                                    |                                  |        |  |  |  |

Anaheim Angels @ Boston Red Sox  
Fenway Park, Boston, MA  
Sat May 17 2003, 1:20 PM EDT  
Att: 33,327 - Sunny - 49 F

AB 34  
R 2  
H 9  
RBI 2  
BB 2  
SO 5  
LOB 15





| Batter  | 1                            | 2                                | 3                             | 4                                | 5                            | 6                                | 7                             | 8                                | 9                            | AB                              | R                            | H                                | RBI                          | BB                               | SO                            | LOB                              | TOP                           |                                  |                         |                           |                                  |        |
|---|------------------------------|----------------------------------|-------------------------------|----------------------------------|------------------------------|----------------------------------|-------------------------------|----------------------------------|------------------------------|---------------------------------|------------------------------|----------------------------------|------------------------------|----------------------------------|-------------------------------|----------------------------------|-------------------------------|----------------------------------|-------------------------|---------------------------|----------------------------------|--------|
| David Eckstein, R<br>OBP: 0.335, SLG: 0.341     | F9                           |                                  | SF8                           |                                  |                              |                                  |                               | G3                               | G4-3                         | 4                               | 0                            | 0                                | 1                            | 0                                | 0                             | 1                                |                               |                                  |                         |                           |                                  |        |
| Adam Kennedy, L<br>OBP: 0.358, SLG: 0.376       | G4-3                         |                                  | F9                            |                                  |                              |                                  |                               | 3B                               |                              | 4                               | 1                            | 1                                | 0                            | 0                                | 0                             | 1                                |                               |                                  |                         |                           |                                  |        |
| Troy Glaus, R<br>OBP: 0.372, SLG: 0.511         | F7                           |                                  | K                             |                                  |                              |                                  |                               | 2B                               |                              | 4                               | 0                            | 1                                | 1                            | 0                                | 1                             | 1                                |                               |                                  |                         |                           |                                  |        |
| 16 Garret Anderson, L<br>OBP: 0.363, SLG: 0.559 |                              | G1-3                             |                               | FC6-4                            |                              |                                  |                               | F7                               |                              | 4                               | 0                            | 2                                | 0                            | 0                                | 0                             | 1                                |                               |                                  |                         |                           |                                  |        |
| Brad Fullmer, L<br>OBP: 0.407, SLG: 0.496       |                              | K                                |                               | P4                               |                              |                                  |                               | P5                               |                              | 4                               | 0                            | 0                                | 0                            | 0                                | 1                             | 3                                |                               |                                  |                         |                           |                                  |        |
| Scott Spiezio, S<br>OBP: 0.309, SLG: 0.420      |                              | 2B                               |                               | FC6-4                            |                              |                                  |                               | SF9                              |                              | 4                               | 1                            | 2                                | 0                            | 0                                | 0                             | 2                                |                               |                                  |                         |                           |                                  |        |
| Bengie Molina, R<br>OBP: 0.299, SLG: 0.380      | F9                           |                                  |                               |                                  |                              |                                  |                               | 3B                               |                              | 3                               | 0                            | 2                                | 1                            | 0                                | 0                             | 1                                |                               |                                  |                         |                           |                                  |        |
| Eric Owens, R<br>OBP: 0.261, SLG: 0.241         |                              |                                  | SF8                           |                                  |                              |                                  |                               | G1-3                             |                              | 4                               | 1                            | 2                                | 0                            | 0                                | 1                             | 3                                |                               |                                  |                         |                           |                                  |        |
| Jeff DaVanon, S<br>OBP: 0.271, SLG: 0.435       |                              |                                  |                               |                                  |                              |                                  |                               | 1B                               |                              | 4                               | 0                            | 1                                | 0                            | 0                                | 1                             | 1                                |                               |                                  |                         |                           |                                  |        |
| <b>Inning Stats</b>                             | R: 0<br>E: 0<br>K: 0<br>S: 9 | H: 0<br>LOB: 0<br>BB: 0<br>P: 13 | R: 0<br>E: 0<br>K: 1<br>S: 10 | H: 1<br>LOB: 1<br>BB: 0<br>P: 14 | R: 1<br>E: 0<br>K: 1<br>S: 9 | H: 2<br>LOB: 1<br>BB: 0<br>P: 13 | R: 0<br>E: 0<br>K: 1<br>S: 17 | H: 2<br>LOB: 2<br>BB: 0<br>P: 22 | R: 0<br>E: 0<br>K: 0<br>S: 4 | H: 0<br>LOB: 0<br>BB: 0<br>P: 7 | R: 0<br>E: 0<br>K: 0<br>S: 6 | H: 1<br>LOB: 1<br>BB: 0<br>P: 10 | R: 0<br>E: 0<br>K: 1<br>S: 8 | H: 1<br>LOB: 0<br>BB: 0<br>P: 11 | R: 1<br>E: 0<br>K: 0<br>S: 12 | H: 2<br>LOB: 1<br>BB: 0<br>P: 20 | R: 1<br>E: 0<br>K: 0<br>S: 10 | H: 2<br>LOB: 1<br>BB: 0<br>P: 18 | 1B: 6<br>2B: 3<br>HR: 0 | SF: 2<br>SAC: 0<br>HBP: 0 | WP: 0<br>PB: 0<br>SB: 0<br>CS: 0 | PA: 37 |
| <b>PITCHER</b>                                  | IP                           | WLS                              | BF                            | H                                | R                            | ER                               | SO                            | BB                               | IBB                          | HBP                             | BLK                          | WP                               | HR                           | S                                | P                             | ERA                              | WHIP                          |                                  |                         |                           |                                  |        |
| John Burkett, R<br>ERA: 5.43                    | 7.0                          | W                                | 27                            | 7                                | 1                            | 1                                | 4                             | 0                                | 0                            | 0                               | 0                            | 0                                | 0                            | 63                               | 90                            | 1.29                             | 1.000                         |                                  |                         |                           |                                  |        |
| Ramiro Mendoza, R<br>ERA: 7.01                  | 1.0                          |                                  | 5                             | 2                                | 1                            | 1                                | 0                             | 0                                | 0                            | 0                               | 0                            | 0                                | 0                            | 12                               | 20                            | 9.00                             | 2.000                         |                                  |                         |                           |                                  |        |
| Robert Person, R<br>ERA: 6.0                    | 1.0                          | S                                | 5                             | 2                                | 1                            | 1                                | 0                             | 0                                | 0                            | 0                               | 0                            | 0                                | 0                            | 10                               | 18                            | 9.00                             | 2.000                         |                                  |                         |                           |                                  |        |

Anaheim Angels @ Boston Red Sox  
Fenway Park, Boston, MA  
Sun May 18 2003, 2:05 PM EDT  
Att: 33,347 - Sunny - 58 F

|     |    |
|-----|----|
| AB  | 35 |
| R   | 3  |
| H   | 11 |
| RBI | 3  |
| BB  | 0  |
| SO  | 4  |
| LOB | 14 |



| Batter   | 1                            | 2                                | 3                             | 4                                | 5                             | 6                                | 7                            | 8                                | 9                             | AB                               | R                             | H                                | RBI                           | BB                               | SO                            | LOB                              | BOTTOM                  |                           |                                  |        |  |  |
|--|------------------------------|----------------------------------|-------------------------------|----------------------------------|-------------------------------|----------------------------------|------------------------------|----------------------------------|-------------------------------|----------------------------------|-------------------------------|----------------------------------|-------------------------------|----------------------------------|-------------------------------|----------------------------------|-------------------------|---------------------------|----------------------------------|--------|--|--|
| 18 Johnny Damon, L<br>OBP: 0.324, SLG: 0.415   | F8                           | G4-3                             |                               | F8                               |                               | P6                               |                              |                                  |                               | 4                                | 0                             | 0                                | 1                             | 0                                | 0                             | 4                                |                         |                           |                                  |        |  |  |
| Bill Mueller, S<br>OBP: 0.431, SLG: 0.647      | K                            | 1B                               |                               | CS                               |                               | 2B                               |                              | G6-4-3                           | 1B                            | 4                                | 0                             | 3                                | 1                             | 0                                | 1                             | 0                                |                         |                           |                                  |        |  |  |
| Nomar Garciaparra, R<br>OBP: 0.325, SLG: 0.525 | 1B                           | G5-3                             |                               |                                  |                               | K                                |                              | G6-4-3                           | 1B                            | 4                                | 0                             | 2                                | 0                             | 0                                | 1                             | 2                                |                         |                           |                                  |        |  |  |
| Manny Ramirez, R<br>OBP: 0.399, SLG: 0.503     | P3                           |                                  |                               |                                  | L4                            |                                  |                              | G6-4-3                           | 1B                            | 4                                | 1                             | 1                                | 1                             | 0                                | 0                             | 4                                |                         |                           |                                  |        |  |  |
| 34 David Ortiz, L<br>OBP: 0.337, SLG: 0.376    |                              | HBP                              |                               | K                                |                               | G3                               |                              | G4-3                             |                               | 4                                | 1                             | 1                                | 0                             | 0                                | 1                             | 2                                |                         |                           |                                  |        |  |  |
| Shea Hillenbrand, R<br>OBP: 0.339, SLG: 0.437  |                              | F8                               |                               | F8                               |                               | 1B                               |                              | K                                |                               | 4                                | 0                             | 1                                | 0                             | 0                                | 1                             | 1                                |                         |                           |                                  |        |  |  |
| Trot Nixon, L<br>OBP: 0.397, SLG: 0.491        |                              |                                  |                               |                                  |                               | 1B                               |                              |                                  |                               | 1                                | 1                             | 0                                | 0                             | 0                                | 0                             | 1                                |                         |                           |                                  |        |  |  |
| Kevin Millar, R<br>OBP: 0.359, SLG: 0.474      |                              | E3                               |                               | K                                |                               |                                  |                              | K                                |                               | 3                                | 0                             | 1                                | 0                             | 0                                | 2                             | 0                                |                         |                           |                                  |        |  |  |
| Robert Person, R<br>ERA: 6.0                   |                              | HBP                              |                               |                                  |                               | 1B                               |                              |                                  |                               | 0                                | 0                             | 0                                | 0                             | 0                                | 0                             | 0                                |                         |                           |                                  |        |  |  |
| Jeremy Giambi, L<br>OBP: 0.356, SLG: 0.466     |                              |                                  |                               |                                  |                               |                                  |                              |                                  |                               | 2                                | 1                             | 0                                | 0                             | 1                                | 1                             | 2                                |                         |                           |                                  |        |  |  |
| Damian Jackson, R<br>OBP: 0.353, SLG: 0.323    |                              | 2B                               |                               |                                  |                               | K                                |                              | CS                               |                               | 0                                | 0                             | 0                                | 0                             | 0                                | 0                             | 0                                |                         |                           |                                  |        |  |  |
| Jason Varitek, S<br>OBP: 0.341, SLG: 0.504     |                              | 1B                               |                               |                                  |                               | P4                               |                              | CS                               |                               | 3                                | 1                             | 2                                | 2                             | 0                                | 0                             | 2                                |                         |                           |                                  |        |  |  |
| <b>Inning Stats</b>                            | R: 0<br>E: 0<br>K: 1<br>S: 8 | H: 1<br>LOB: 1<br>BB: 0<br>P: 12 | R: 4<br>E: 1<br>K: 0<br>S: 23 | H: 3<br>LOB: 1<br>BB: 0<br>P: 31 | R: 1<br>E: 0<br>K: 2<br>S: 13 | H: 1<br>LOB: 0<br>BB: 0<br>P: 17 | R: 0<br>E: 0<br>K: 0<br>S: 9 | H: 1<br>LOB: 0<br>BB: 0<br>P: 14 | R: 0<br>E: 0<br>K: 1<br>S: 12 | H: 1<br>LOB: 1<br>BB: 0<br>P: 19 | R: 0<br>E: 0<br>K: 1<br>S: 13 | H: 2<br>LOB: 2<br>BB: 0<br>P: 16 | R: 0<br>E: 0<br>K: 0<br>S: 10 | H: 2<br>LOB: 1<br>BB: 0<br>P: 16 | R: 0<br>E: 0<br>K: 2<br>S: 10 | H: 0<br>LOB: 1<br>BB: 1<br>P: 19 | 1B: 8<br>2B: 2<br>HR: 1 | SF: 0<br>SAC: 0<br>HBP: 1 | WP: 0<br>PB: 0<br>SB: 0<br>CS: 2 | PA: 37 |  |  |
| <b>PITCHER</b>                                 | IP                           | WLS                              | BF                            | H                                | R                             | ER                               | SO                           | BB                               | IBB                           | HBP                              | BLK                           | WP                               | HR                            | S                                | P                             | ERA                              | WHIP                    |                           |                                  |        |  |  |
| 41 John Lackey, R<br>ERA: 6.42                 | 6.0                          | L                                | 28                            | 9                                | 5                             | 2                                | 5                            | 0                                | 0                             | 0                                | 0                             | 0                                | 0                             | 1                                | 78                            | 3.00                             | 1.500                   |                           |                                  |        |  |  |
| Ben Weber, R<br>ERA: 2.49                      | 1.0                          |                                  | 4                             | 2                                | 0                             | 0                                | 0                            | 0                                | 0                             | 0                                | 0                             | 0                                | 0                             | 10                               | 16                            | 0.00                             | 2.000                   |                           |                                  |        |  |  |
| 62 Scot Shields, R<br>ERA: 1.5                 | 1.0                          |                                  | 3                             | 0                                | 0                             | 0                                | 2                            | 1                                | 0                             | 0                                | 0                             | 0                                | 0                             | 10                               | 19                            | 0.00                             | 1.000                   |                           |                                  |        |  |  |

Anaheim Angels @ Boston Red Sox  
Fenway Park, Boston, MA  
Sun May 18 2003, 2:05 PM EDT  
Att: 33,347 - Sunny - 58 F

|     |    |
|-----|----|
| AB  | 33 |
| R   | 5  |
| H   | 11 |
| RBI | 5  |
| BB  | 1  |
| SO  | 7  |
| LOB | 18 |





| Batter  | 1   | 2   | 3   | 4   | 5   | 6   | 7   | 8   | 9   | AB  | R   | H   | RBI   | BB  | SO  | LOB   | TOP   |   |   |   |   |   |   |
|---|---|---|---|---|---|---|---|---|---|---|---|---|---|---|---|---|---|---|---|---|---|---|---|
| Jerry Hairston, R<br>OBP: 0.387, SLG: 0.382<br>Gary Matthews, S<br>OBP: 0.238, SLG: 0.325 | 2-2<br>S<br>2B<br>1B  | 4-2<br>CS<br>BB   |   | 3-2<br>P2   |   | 2-1<br>F9   |   | 1-2<br>L6   |   | 1 1 1 0 0 0 0<br>3 0 0 0 1 0 4  |   |   |   |   |   |   |   |   |   |   |   |   |   |
| 6 Melvin Mora, R<br>OBP: 0.414, SLG: 0.518  | 0-1<br>F9   | 3-2<br>CS   | 1-1<br>G6-3   | 1-0<br>2B   |   | 2-1<br>1B   |   | 4-0<br>FC3-2<br>BB  |   | 4 0 2 0 1 0 1   |   |   |   |   |   |   |   |   |   |   |   |   |   |
| David Segui, S<br>OBP: 0.391, SLG: 0.459  | 3-2<br>F7   |   | 2-1<br>2B   | 4-0<br>G6-4-3<br>IBB  |   | 1-0<br>P6   |   | 0-1<br>FC3-2  |   | 4 1 1 0 1 0 6   |   |   |   |   |   |   |   |   |   |   |   |   |   |
| Jeff Conine, R<br>OBP: 0.351, SLG: 0.436  | 3-1<br>31<br>2B   |   | 1-1<br>1B   | 2-2<br>G6-4-3   |   | 0-0<br>P4   |   | 0-0<br>F8   |   | 5 1 2 2 0 0 8   |   |   |   |   |   |   |   |   |   |   |   |   |   |
| 31 Jay Gibbons, L<br>OBP: 0.335, SLG: 0.467   | 1-0<br>HR<br>2B   |   | 4-1<br>1B<br>BB   |   | 2-1<br>HR   |   | 0-1<br>F8   |   | 0-0<br>G6-3   | 4 2 2 2 1 0 0   |   |   |   |   |   |   |   |   |   |   |   |   |   |
| Tony Batista, R<br>OBP: 0.307, SLG: 0.409   | 3-1<br>HR   |   | 0-1<br>1B   | 1-1<br>CS<br>1B   |   | 2-2<br>F9   |   | 0-1<br>G5-3   |   | 5 1 3 2 0 0 0   |   |   |   |   |   |   |   |   |   |   |   |   |   |
| Larry Bigbie, L<br>OBP: 0.319, SLG: 0.333   | 3-2<br>G3-1   |   | 1-3<br>K  | 2-0<br>F7   |   | 1-0<br>L7   |   | 1-3<br>K  |   | 5 0 0 0 0 2 4   |   |   |   |   |   |   |   |   |   |   |   |   |   |
| Deivi Cruz, R<br>OBP: 0.215, SLG: 0.313   |   | 0-2<br>L5   | 3-1<br>F8   |   | 1-1<br>G6-3   |   | 2-2<br>BB<br>FC3-2<br>1B  |   |   | 4 0 1 0 0 0 4   |   |   |   |   |   |   |   |   |   |   |   |   |   |
| Gerónimo Gil, R<br>OBP: 0.323, SLG: 0.318   | 2-2<br>F7   |   |   | 0-1<br>6<br>2B<br>1B  |   | 1-1<br>6<br>1B<br>1B  |   | 0-0<br>FC3-2<br>6<br>BB<br>1B   |   | 4 0 3 0 0 0 0   |   |   |   |   |   |   |   |   |   |   |   |   |   |
| <b>Inning Stats</b>   | R: 4<br>E: 0<br>K: 0<br>S: 21   | H: 4<br>LOB: 0<br>BB: 0<br>P: 36  | R: 0<br>E: 0<br>K: 0<br>S: 14   | H: 0<br>LOB: 0<br>BB: 1<br>P: 23  | R: 1<br>E: 0<br>K: 1<br>S: 14   | H: 3<br>LOB: 3<br>BB: 1<br>P: 26  | R: 0<br>E: 0<br>K: 0<br>S: 11   | H: 2<br>LOB: 2<br>BB: 0<br>P: 21  | R: 1<br>E: 0<br>K: 0<br>S: 7  | H: 2<br>LOB: 0<br>BB: 0<br>P: 13  | R: 0<br>E: 0<br>K: 0<br>S: 8  | H: 2<br>LOB: 2<br>BB: 0<br>P: 14  | R: 0<br>E: 0<br>K: 0<br>S: 6  | H: 0<br>LOB: 0<br>BB: 0<br>P: 9   | R: 0<br>E: 0<br>K: 0<br>S: 10   | H: 2<br>LOB: 3<br>BB: 1<br>P: 17  | R: 0<br>E: 0<br>K: 1<br>S: 7  | H: 0<br>LOB: 0<br>BB: 0<br>P: 8   | 1B: 8<br>2B: 5<br>3B: 0<br>HR: 2  | SF: 0<br>SAC: 0<br>DP: 1<br>HBP: 0  | WP: 0<br>PB: 0<br>SB: 1<br>CS: 2  | PA: 44  |   |
| <b>PITCHER</b>  | IP<br>WLS<br>BF<br>H<br>R<br>ER<br>SO<br>BB<br>IBB<br>HBP<br>BLK<br>WP<br>HR<br>S<br>P<br>ERA<br>WHIP | IP<br>WLS<br>BF<br>H<br>R<br>ER<br>SO<br>BB<br>IBB<br>HBP<br>BLK<br>WP<br>HR<br>S<br>P<br>ERA<br>WHIP | IP<br>WLS<br>BF<br>H<br>R<br>ER<br>SO<br>BB<br>IBB<br>HBP<br>BLK<br>WP<br>HR<br>S<br>P<br>ERA<br>WHIP | IP<br>WLS<br>BF<br>H<br>R<br>ER<br>SO<br>BB<br>IBB<br>HBP<br>BLK<br>WP<br>HR<br>S<br>P<br>ERA<br>WHIP | IP<br>WLS<br>BF<br>H<br>R<br>ER<br>SO<br>BB<br>IBB<br>HBP<br>BLK<br>WP<br>HR<br>S<br>P<br>ERA<br>WHIP | IP<br>WLS<br>BF<br>H<br>R<br>ER<br>SO<br>BB<br>IBB<br>HBP<br>BLK<br>WP<br>HR<br>S<br>P<br>ERA<br>WHIP | IP<br>WLS<br>BF<br>H<br>R<br>ER<br>SO<br>BB<br>IBB<br>HBP<br>BLK<br>WP<br>HR<br>S<br>P<br>ERA<br>WHIP | IP<br>WLS<br>BF<br>H<br>R<br>ER<br>SO<br>BB<br>IBB<br>HBP<br>BLK<br>WP<br>HR<br>S<br>P<br>ERA<br>WHIP | IP<br>WLS<br>BF<br>H<br>R<br>ER<br>SO<br>BB<br>IBB<br>HBP<br>BLK<br>WP<br>HR<br>S<br>P<br>ERA<br>WHIP | IP<br>WLS<br>BF<br>H<br>R<br>ER<br>SO<br>BB<br>IBB<br>HBP<br>BLK<br>WP<br>HR<br>S<br>P<br>ERA<br>WHIP | IP<br>WLS<br>BF<br>H<br>R<br>ER<br>SO<br>BB<br>IBB<br>HBP<br>BLK<br>WP<br>HR<br>S<br>P<br>ERA<br>WHIP | IP<br>WLS<br>BF<br>H<br>R<br>ER<br>SO<br>BB<br>IBB<br>HBP<br>BLK<br>WP<br>HR<br>S<br>P<br>ERA<br>WHIP | IP<br>WLS<br>BF<br>H<br>R<br>ER<br>SO<br>BB<br>IBB<br>HBP<br>BLK<br>WP<br>HR<br>S<br>P<br>ERA<br>WHIP | IP<br>WLS<br>BF<br>H<br>R<br>ER<br>SO<br>BB<br>IBB<br>HBP<br>BLK<br>WP<br>HR<br>S<br>P<br>ERA<br>WHIP | IP<br>WLS<br>BF<br>H<br>R<br>ER<br>SO<br>BB<br>IBB<br>HBP<br>BLK<br>WP<br>HR<br>S<br>P<br>ERA<br>WHIP | IP<br>WLS<br>BF<br>H<br>R<br>ER<br>SO<br>BB<br>IBB<br>HBP<br>BLK<br>WP<br>HR<br>S<br>P<br>ERA<br>WHIP | IP<br>WLS<br>BF<br>H<br>R<br>ER<br>SO<br>BB<br>IBB<br>HBP<br>BLK<br>WP<br>HR<br>S<br>P<br>ERA<br>WHIP | IP<br>WLS<br>BF<br>H<br>R<br>ER<br>SO<br>BB<br>IBB<br>HBP<br>BLK<br>WP<br>HR<br>S<br>P<br>ERA<br>WHIP | IP<br>WLS<br>BF<br>H<br>R<br>ER<br>SO<br>BB<br>IBB<br>HBP<br>BLK<br>WP<br>HR<br>S<br>P<br>ERA<br>WHIP | IP<br>WLS<br>BF<br>H<br>R<br>ER<br>SO<br>BB<br>IBB<br>HBP<br>BLK<br>WP<br>HR<br>S<br>P<br>ERA<br>WHIP | IP<br>WLS<br>BF<br>H<br>R<br>ER<br>SO<br>BB<br>IBB<br>HBP<br>BLK<br>WP<br>HR<br>S<br>P<br>ERA<br>WHIP | IP<br>WLS<br>BF<br>H<br>R<br>ER<br>SO<br>BB<br>IBB<br>HBP<br>BLK<br>WP<br>HR<br>S<br>P<br>ERA<br>WHIP | IP<br>WLS<br>BF<br>H<br>R<br>ER<br>SO<br>BB<br>IBB<br>HBP<br>BLK<br>WP<br>HR<br>S<br>P<br>ERA<br>WHIP |

Baltimore Orioles @ Anaheim Angels  
Edison International Field, Anaheim, CA  
Tue May 20 2003, 10:05 PM EDT  
Att: 24,657 - Sunny - 81 F

livebaseballscores.com

AB 39  
R 6  
H 15  
RBI 6  
BB 4  
SO 2  
LOB 27



| Batter   | 1   | 2   | 3   | 4   | 5   | 6   | 7   | 8   | 9   | AB  | R   | H   | RBI   | BB  | SO  | LOB   | BOTTOM  |   |   |   |   |   |   |   |
|--|---|---|---|---|---|---|---|---|---|---|---|---|---|---|---|---|---|---|---|---|---|---|---|---|
| David Eckstein, R<br>OBP: 0.327, SLG: 0.331  | 2-2<br>G5-3   |   | 0-2<br>G5-3   |   | 1-1<br>P4   |   |   | 1-2<br>F8   | 0-1<br>E6   | 5 0 0 0 0 0 2   |   |   |   |   |   |   |   |   |   |   |   |   |   |   |
| Adam Kennedy, L<br>OBP: 0.354, SLG: 0.364  | 1-2<br>G4-3   |   |   | 0-2<br>G1-3   |   | 4-2<br>16<br>G4-6-3<br>BB   |   | 1-0<br>F8   |   | 3 0 0 0 1 0 0   |   |   |   |   |   |   |   |   |   |   |   |   |   |   |
| Tim Salmon, R<br>OBP: 0.406, SLG: 0.529<br>Jeff DaVanon, S<br>OBP: 0.271, SLG: 0.435 | 0-1<br>F9   |   | 2-2<br>16<br>HR<br>3B   |   | 1-2<br>F7   |   | 4-0<br>16<br>S<br>BB  |   |   | 3 1 1 0 1 0 1<br>0 0 0 0 0 0 0  |   |   |   |   |   |   |   |   |   |   |   |   |   |   |
| 16 Garret Anderson, L<br>OBP: 0.361, SLG: 0.569                                      |   | 1-1<br>G4-3   |   | 0-1<br>HR   |   | 0-2<br>G4-6-3   |   | 2-2<br>F9   |   | 4 1 1 2 0 0 2   |   |   |   |   |   |   |   |   |   |   |   |   |   |   |
| Troy Glaus, R<br>OBP: 0.388, SLG: 0.572  |   | 2-1<br>HR   |   | 0-0<br>HR   |   |   | 4-1<br>S<br>2B<br>BB  |   | 3-1<br>1B<br>2B   | 3 4 3 2 1 0 0   |   |   |   |   |   |   |   |   |   |   |   |   |   |   |
| Brad Fullmer, L<br>OBP: 0.403, SLG: 0.488  |   | 2-2<br>G3-1   |   | 3-3<br>K  |   |   | 2-3<br>K  |   | 3-2<br>1B   | 4 0 1 1 0 2 1   |   |   |   |   |   |   |   |   |   |   |   |   |   |   |
| Scott Spiezio, S<br>OBP: 0.307, SLG: 0.430   |   | 2-1<br>G3   |   | 3-3<br>K  |   |   | 2-2<br>F9   |   | 1-0<br>E<br>3B  | 4 1 1 0 0 1 1   |   |   |   |   |   |   |   |   |   |   |   |   |   |   |
| Bengie Molina, R<br>OBP: 0.305, SLG: 0.386   |   |   | 0-2<br>F8   |   | 2-1<br>F9   |   | 3-2<br>2H<br>2B   |   | 4-0<br>E<br>IBB   | 3 0 1 1 1 0 0   |   |   |   |   |   |   |   |   |   |   |   |   |   |   |
| Eric Owens, R<br>OBP: 0.253, SLG: 0.233<br>Shawn Wooten, R<br>OBP: 0.343, SLG: 0.444 |   |   | 0-2<br>G6-3   |   | 1-2<br>L8   |   | 0-0<br>G6-3   |   | 4-0<br>E<br>IBB   | 3 0 0 0 0 0 1<br>0 0 0 0 1 0 0  |   |   |   |   |   |   |   |   |   |   |   |   |   |   |
| <b>Inning Stats</b>  | R: 0<br>E: 0<br>K: 0<br>S: 8  | H: 0<br>LOB: 0<br>BB: 0<br>P: 11  | R: 1<br>E: 0<br>K: 0<br>S: 9  | H: 1<br>LOB: 0<br>BB: 0<br>P: 16  | R: 0<br>E: 0<br>K: 0<br>S: 9  | H: 0<br>LOB: 0<br>BB: 0<br>P: 9   | R: 3<br>E: 0<br>K: 2<br>S: 19   | H: 3<br>LOB: 0<br>BB: 0<br>P: 27  | R: 0<br>E: 0<br>K: 0<br>S: 7  | H: 0<br>LOB: 0<br>BB: 0<br>P: 11  | R: 0<br>E: 0<br>K: 0<br>S: 11   | H: 0<br>LOB: 0<br>BB: 1<br>P: 16  | R: 1<br>E: 0<br>K: 1<br>S: 14   | H: 1<br>LOB: 1<br>BB: 1<br>P: 25  | R: 0<br>E: 0<br>K: 0<br>S: 7  | H: 0<br>LOB: 2<br>BB: 1<br>P: 15  | R: 2<br>E: 1<br>K: 0<br>S: 10   | H: 3<br>LOB: 3<br>BB: 2<br>P: 25  | 1B: 1<br>2B: 2<br>3B: 2<br>HR: 3  | SF: 0<br>SAC: 0<br>DP: 1<br>HBP: 0  | WP: 0<br>PB: 0<br>SB: 2<br>CS: 0  | PA: 37  |   |   |
| <b>PITCHER</b>   | IP<br>WLS<br>BF<br>H<br>R<br>ER<br>SO<br>BB<br>IBB<br>HBP<br>BLK<br>WP<br>HR<br>S<br>P<br>ERA<br>WHIP | IP<br>WLS<br>BF<br>H<br>R<br>ER<br>SO<br>BB<br>IBB<br>HBP<br>BLK<br>WP<br>HR<br>S<br>P<br>ERA<br>WHIP | IP<br>WLS<br>BF<br>H<br>R<br>ER<br>SO<br>BB<br>IBB<br>HBP<br>BLK<br>WP<br>HR<br>S<br>P<br>ERA<br>WHIP | IP<br>WLS<br>BF<br>H<br>R<br>ER<br>SO<br>BB<br>IBB<br>HBP<br>BLK<br>WP<br>HR<br>S<br>P<br>ERA<br>WHIP | IP<br>WLS<br>BF<br>H<br>R<br>ER<br>SO<br>BB<br>IBB<br>HBP<br>BLK<br>WP<br>HR<br>S<br>P<br>ERA<br>WHIP | IP<br>WLS<br>BF<br>H<br>R<br>ER<br>SO<br>BB<br>IBB<br>HBP<br>BLK<br>WP<br>HR<br>S<br>P<br>ERA<br>WHIP | IP<br>WLS<br>BF<br>H<br>R<br>ER<br>SO<br>BB<br>IBB<br>HBP<br>BLK<br>WP<br>HR<br>S<br>P<br>ERA<br>WHIP | IP<br>WLS<br>BF<br>H<br>R<br>ER<br>SO<br>BB<br>IBB<br>HBP<br>BLK<br>WP<br>HR<br>S<br>P<br>ERA<br>WHIP | IP<br>WLS<br>BF<br>H<br>R<br>ER<br>SO<br>BB<br>IBB<br>HBP<br>BLK<br>WP<br>HR<br>S<br>P<br>ERA<br>WHIP | IP<br>WLS<br>BF<br>H<br>R<br>ER<br>SO<br>BB<br>IBB<br>HBP<br>BLK<br>WP<br>HR<br>S<br>P<br>ERA<br>WHIP | IP<br>WLS<br>BF<br>H<br>R<br>ER<br>SO<br>BB<br>IBB<br>HBP<br>BLK<br>WP<br>HR<br>S<br>P<br>ERA<br>WHIP | IP<br>WLS<br>BF<br>H<br>R<br>ER<br>SO<br>BB<br>IBB<br>HBP<br>BLK<br>WP<br>HR<br>S<br>P<br>ERA<br>WHIP | IP<br>WLS<br>BF<br>H<br>R<br>ER<br>SO<br>BB<br>IBB<br>HBP<br>BLK<br>WP<br>HR<br>S<br>P<br>ERA<br>WHIP | IP<br>WLS<br>BF<br>H<br>R<br>ER<br>SO<br>BB<br>IBB<br>HBP<br>BLK<br>WP<br>HR<br>S<br>P<br>ERA<br>WHIP | IP<br>WLS<br>BF<br>H<br>R<br>ER<br>SO<br>BB<br>IBB<br>HBP<br>BLK<br>WP<br>HR<br>S<br>P<br>ERA<br>WHIP | IP<br>WLS<br>BF<br>H<br>R<br>ER<br>SO<br>BB<br>IBB<br>HBP<br>BLK<br>WP<br>HR<br>S<br>P<br>ERA<br>WHIP | IP<br>WLS<br>BF<br>H<br>R<br>ER<br>SO<br>BB<br>IBB<br>HBP<br>BLK<br>WP<br>HR<br>S<br>P<br>ERA<br>WHIP | IP<br>WLS<br>BF<br>H<br>R<br>ER<br>SO<br>BB<br>IBB<br>HBP<br>BLK<br>WP<br>HR<br>S<br>P<br>ERA<br>WHIP | IP<br>WLS<br>BF<br>H<br>R<br>ER<br>SO<br>BB<br>IBB<br>HBP<br>BLK<br>WP<br>HR<br>S<br>P<br>ERA<br>WHIP | IP<br>WLS<br>BF<br>H<br>R<br>ER<br>SO<br>BB<br>IBB<br>HBP<br>BLK<br>WP<br>HR<br>S<br>P<br>ERA<br>WHIP | IP<br>WLS<br>BF<br>H<br>R<br>ER<br>SO<br>BB<br>IBB<br>HBP<br>BLK<br>WP<br>HR<br>S<br>P<br>ERA<br>WHIP | IP<br>WLS<br>BF<br>H<br>R<br>ER<br>SO<br>BB<br>IBB<br>HBP<br>BLK<br>WP<br>HR<br>S<br>P<br>ERA<br>WHIP | IP<br>WLS<br>BF<br>H<br>R<br>ER<br>SO<br>BB<br>IBB<br>HBP<br>BLK<br>WP<br>HR<br>S<br>P<br>ERA<br>WHIP | IP<br>WLS<br>BF<br>H<br>R<br>ER<br>SO<br>BB<br>IBB<br>HBP<br>BLK<br>WP<br>HR<br>S<br>P<br>ERA<br>WHIP |

Baltimore Orioles @ Anaheim Angels  
Edison International Field, Anaheim, CA  
Tue May 20 2003, 10:05 PM EDT  
Att: 24,657 - Sunny - 81 F

livebaseballscores.com

AB 32  
R 7  
H 8  
RBI 6  
BB 5  
SO 3  
LOB 8





| Batter  | 1                            | 2                                | 3                             | 4                                | 5                             | 6                                | 7                             | 8                                | 9                            | AB                               | R                            | H                               | RBI                           | BB                               | SO                           | LOB                             | TOP                              |                                    |                                  |        |  |
|---|------------------------------|----------------------------------|-------------------------------|----------------------------------|-------------------------------|----------------------------------|-------------------------------|----------------------------------|------------------------------|----------------------------------|------------------------------|---------------------------------|-------------------------------|----------------------------------|------------------------------|---------------------------------|----------------------------------|------------------------------------|----------------------------------|--------|--|
| 1 Brian Roberts, S (1, 4)<br>OBP: 0.200, SLG: 0.200 | F9                           |                                  | K                             |                                  | P6                            |                                  | F7                            |                                  | 1B                           | 5                                | 0                            | 1                               | 0                             | 0                                | 1                            | 0                               |                                  |                                    |                                  |        |  |
| 6 Melvin Mora, R (1, 8)<br>OBP: 0.420, SLG: 0.517   | HBP                          |                                  | K                             |                                  | CS                            |                                  | 1B                            | 2B                               | 1B                           | 4                                | 1                            | 2                               | 0                             | 0                                | 1                            | 1                               |                                  |                                    |                                  |        |  |
| David Segui, S (1, 10)<br>OBP: 0.386, SLG: 0.461    | L9                           |                                  | G4-3                          |                                  | K                             |                                  |                               | 1B                               | 2B                           | 4                                | 1                            | 1                               | 0                             | 0                                | 1                            | 2                               |                                  |                                    |                                  |        |  |
| Jeff Conine, R (1, 3)<br>OBP: 0.349, SLG: 0.432     | F8                           |                                  |                               | 1B                               |                               | G1-3                             |                               | K                                |                              | 4                                | 1                            | 1                               | 0                             | 0                                | 1                            | 3                               |                                  |                                    |                                  |        |  |
| 31 Jay Gibbons, L (1, 9)<br>OBP: 0.339, SLG: 0.470  |                              | G4-3                             |                               | F7                               |                               |                                  |                               | 1B                               |                              | 3                                | 0                            | 1                               | 0                             | 1                                | 0                            | 1                               |                                  |                                    |                                  |        |  |
| Tony Batista, R (1, 5)<br>OBP: 0.311, SLG: 0.417    | K                            |                                  |                               | E                                |                               | P3                               |                               | 1B                               |                              | 4                                | 1                            | 2                               | 3                             | 0                                | 1                            | 1                               |                                  |                                    |                                  |        |  |
| Larry Bigbie, L (1, 7)<br>OBP: 0.316, SLG: 0.328    | WP                           | 1B                               |                               | FC5                              | SF8                           |                                  | F7                            | K                                |                              | 4                                | 2                            | 1                               | 0                             | 0                                | 1                            | 3                               |                                  |                                    |                                  |        |  |
| Deivi Cruz, R (1, 6)<br>OBP: 0.216, SLG: 0.309      | WP                           | 1B                               |                               | SF8                              |                               |                                  | P6                            | K                                |                              | 2                                | 1                            | 0                               | 1                             | 1                                | 1                            | 2                               |                                  |                                    |                                  |        |  |
| Gerónimo Gil, R (1, 2)<br>OBP: 0.320, SLG: 0.315    | 1B                           |                                  |                               | P4                               |                               |                                  | F9                            |                                  | G6-3                         | 4                                | 0                            | 1                               | 2                             | 0                                | 0                            | 0                               |                                  |                                    |                                  |        |  |
| <b>Inning Stats</b>                                 | R: 0<br>E: 0<br>K: 0<br>S: 8 | H: 0<br>LOB: 1<br>BB: 0<br>P: 13 | R: 2<br>E: 0<br>K: 1<br>S: 11 | H: 2<br>LOB: 1<br>BB: 1<br>P: 20 | R: 0<br>E: 0<br>K: 2<br>S: 10 | H: 0<br>LOB: 0<br>BB: 0<br>P: 14 | R: 3<br>E: 1<br>K: 0<br>S: 13 | H: 2<br>LOB: 0<br>BB: 0<br>P: 21 | R: 0<br>E: 0<br>K: 0<br>S: 8 | H: 1<br>LOB: 1<br>BB: 0<br>P: 16 | R: 0<br>E: 0<br>K: 0<br>S: 5 | H: 0<br>LOB: 0<br>BB: 0<br>P: 9 | R: 2<br>E: 0<br>K: 3<br>S: 14 | H: 3<br>LOB: 2<br>BB: 1<br>P: 22 | R: 0<br>E: 0<br>K: 0<br>S: 6 | H: 1<br>LOB: 0<br>BB: 0<br>P: 6 | 1B: 7<br>2B: 4<br>3B: 0<br>HR: 0 | SF: 1<br>SAC: 0<br>DP: 1<br>HBP: 1 | WP: 1<br>PB: 0<br>SB: 0<br>CS: 1 | PA: 38 |  |
| <b>PITCHER</b>                                      | IP                           | WLS                              | BF                            | H                                | R                             | ER                               | SO                            | BB                               | IBB                          | HBP                              | BLK                          | WP                              | HR                            | S                                | P                            | ERA                             | WHIP                             |                                    |                                  |        |  |
| Aaron Sele, R (1, 1)<br>ERA: 7.53                   | 6.0                          | L                                | 25                            | 6                                | 5                             | 3                                | 4                             | 1                                | 0                            | 1                                | 0                            | 1                               | 0                             | 58                               | 99                           | 4.50                            | 1.167                            |                                    |                                  |        |  |
| Francisco Rodríguez, R (7, 1)<br>ERA: 5.48          | 1.1                          | H                                | 8                             | 3                                | 2                             | 2                                | 1                             | 0                                | 1                            | 0                                | 0                            | 0                               | 0                             | 13                               | 25                           | 13.50                           | 2.250                            |                                    |                                  |        |  |
| Scott Schoeneweis, L (8, 1)<br>ERA: 4.8             | 0.1                          | H                                | 1                             | 0                                | 0                             | 0                                | 1                             | 0                                | 0                            | 0                                | 0                            | 0                               | 0                             | 3                                | 3                            | 0.00                            | 0.000                            |                                    |                                  |        |  |
| Ben Weber, R (8, 1)<br>ERA: 2.25                    | 1.1                          | S                                | 4                             | 1                                | 0                             | 0                                | 1                             | 0                                | 0                            | 0                                | 0                            | 0                               | 0                             | 9                                | 9                            | 0.00                            | 0.750                            |                                    |                                  |        |  |

Baltimore Orioles @ Anaheim Angels  
Edison International Field, Anaheim, CA  
Wed May 21 2003, 10:05 PM EDT  
Att: 24,000 - Sunny - 80 F

AB 34  
R 7  
H 10  
RBI 6  
BB 2  
SO 7  
LOB 13



| Batter   | 1                            | 2                                | 3                             | 4                                | 5                             | 6                                | 7                             | 8                                | 9                             | AB                               | R                             | H                                | RBI                          | BB                               | SO                            | LOB                              | BOTTOM                       |                                  |                                  |                                    |                                  |        |
|--|------------------------------|----------------------------------|-------------------------------|----------------------------------|-------------------------------|----------------------------------|-------------------------------|----------------------------------|-------------------------------|----------------------------------|-------------------------------|----------------------------------|------------------------------|----------------------------------|-------------------------------|----------------------------------|------------------------------|----------------------------------|----------------------------------|------------------------------------|----------------------------------|--------|
| David Eckstein, R (1, 6)<br>OBP: 0.323, SLG: 0.333     | G5-3                         |                                  |                               |                                  | P2                            |                                  | G5-3                          |                                  | FC6-4                         | 5                                | 1                             | 1                                | 0                            | 0                                | 0                             | 5                                |                              |                                  |                                  |                                    |                                  |        |
| Adam Kennedy, L (1, 4)<br>OBP: 0.350, SLG: 0.359       |                              |                                  |                               |                                  | G1-3                          |                                  |                               |                                  | 1B                            | 4                                | 0                             | 1                                | 0                            | 0                                | 2                             | 3                                |                              |                                  |                                  |                                    |                                  |        |
| Shawn Wooten, R (9, FH)<br>OBP: 0.353, SLG: 0.453      | FC5-4                        |                                  | K                             |                                  |                               |                                  |                               |                                  | 1B                            | 1                                | 0                             | 1                                | 1                            | 0                                | 0                             | 0                                |                              |                                  |                                  |                                    |                                  |        |
| Eric Owens, R (9, PR)<br>OBP: 0.253, SLG: 0.233        | 1B                           |                                  |                               |                                  |                               |                                  |                               |                                  | 1B                            | 0                                | 0                             | 0                                | 0                            | 0                                | 0                             | 0                                |                              |                                  |                                  |                                    |                                  |        |
| Tim Salmon, R (1, 9)<br>OBP: 0.406, SLG: 0.528         | FC5-4                        |                                  |                               | 2B                               |                               |                                  | F7                            |                                  | G5-4-3                        | 4                                | 1                             | 1                                | 2                            | 1                                | 0                             | 2                                |                              |                                  |                                  |                                    |                                  |        |
| 16 Garret Anderson, L (1, 7)<br>OBP: 0.353, SLG: 0.556 | F9                           |                                  |                               | F9                               |                               | G1-3                             |                               | G3                               |                               | 4                                | 0                             | 0                                | 0                            | 0                                | 0                             | 3                                |                              |                                  |                                  |                                    |                                  |        |
| Troy Glaus, R (1, 5)<br>OBP: 0.396, SLG: 0.603         |                              | P4                               |                               |                                  |                               |                                  |                               |                                  | HR                            | 3                                | 1                             | 2                                | 2                            | 1                                | 0                             | 0                                |                              |                                  |                                  |                                    |                                  |        |
| Brad Fullmer, L (1, 10)<br>OBP: 0.394, SLG: 0.476      |                              | F9                               |                               |                                  | L4                            |                                  | G5-4-3                        |                                  | G5-3                          | 3                                | 0                             | 0                                | 0                            | 0                                | 0                             | 2                                |                              |                                  |                                  |                                    |                                  |        |
| Benji Gil, R (8, FH)<br>OBP: 0.167, SLG: 0.125         |                              |                                  |                               |                                  |                               |                                  |                               |                                  |                               | 1                                | 0                             | 0                                | 0                            | 0                                | 0                             | 0                                |                              |                                  |                                  |                                    |                                  |        |
| Scott Spiezio, S (1, 3)<br>OBP: 0.306, SLG: 0.424      |                              | G6-3                             |                               |                                  | F8                            |                                  |                               |                                  | K                             | 4                                | 1                             | 1                                | 0                            | 0                                | 1                             | 1                                |                              |                                  |                                  |                                    |                                  |        |
| Bengie Molina, R (1, 2)<br>OBP: 0.310, SLG: 0.390      |                              |                                  | G6-3                          |                                  |                               | G1-3                             |                               |                                  | G5-3                          | 4                                | 1                             | 2                                | 0                            | 0                                | 0                             | 0                                |                              |                                  |                                  |                                    |                                  |        |
| Jeff DaVanon, S (1, 8)<br>OBP: 0.308, SLG: 0.460       |                              |                                  | G6-3                          |                                  |                               | G1-3                             |                               |                                  | FC6-4                         | 4                                | 1                             | 3                                | 1                            | 0                                | 0                             | 0                                |                              |                                  |                                  |                                    |                                  |        |
| <b>Inning Stats</b>                                    | R: 0<br>E: 1<br>K: 0<br>S: 6 | H: 1<br>LOB: 1<br>BB: 0<br>P: 13 | R: 0<br>E: 0<br>K: 0<br>S: 10 | H: 0<br>LOB: 0<br>BB: 0<br>P: 13 | R: 0<br>E: 0<br>K: 1<br>S: 10 | H: 1<br>LOB: 1<br>BB: 0<br>P: 14 | R: 1<br>E: 0<br>K: 0<br>S: 12 | H: 1<br>LOB: 1<br>BB: 1<br>P: 23 | R: 2<br>E: 0<br>K: 0<br>S: 10 | H: 3<br>LOB: 2<br>BB: 0<br>P: 17 | R: 1<br>E: 0<br>K: 0<br>S: 11 | H: 3<br>LOB: 2<br>BB: 1<br>P: 17 | R: 0<br>E: 0<br>K: 1<br>S: 9 | H: 0<br>LOB: 0<br>BB: 0<br>P: 17 | R: 1<br>E: 0<br>K: 1<br>S: 11 | H: 1<br>LOB: 0<br>BB: 0<br>P: 15 | R: 1<br>E: 0<br>K: 0<br>S: 9 | H: 2<br>LOB: 1<br>BB: 0<br>P: 13 | 1B: 8<br>2B: 3<br>3B: 0<br>HR: 1 | SF: 0<br>SAC: 0<br>DP: 2<br>HBP: 0 | WP: 0<br>PB: 0<br>SB: 1<br>CS: 0 | PA: 39 |
| <b>PITCHER</b>   | IP                           | WLS                              | BF                            | H                                | R                             | ER                               | SO                            | BB                               | IBB                           | HBP                              | BLK                           | WP                               | HR                           | S                                | P                             | ERA                              | WHIP                         |                                  |                                  |                                    |                                  |        |
| Sidney Ponson, R (1, 1)<br>ERA: 4.11                   | 6.0                          | W                                | 28                            | 9                                | 4                             | 4                                | 1                             | 2                                | 0                             | 0                                | 0                             | 0                                | 0                            | 59                               | 97                            | 6.00                             | 1.833                        |                                  |                                  |                                    |                                  |        |
| B.J. Ryan, L (7, 1)<br>ERA: 5.52                       | 1.0                          | H                                | 3                             | 0                                | 0                             | 0                                | 1                             | 0                                | 0                             | 0                                | 0                             | 0                                | 0                            | 9                                | 17                            | 0.00                             | 0.000                        |                                  |                                  |                                    |                                  |        |
| Buddy Groom, L (8, 1)<br>ERA: 6.75                     | 1.1                          | H                                | 6                             | 2                                | 2                             | 2                                | 1                             | 0                                | 0                             | 0                                | 0                             | 0                                | 1                            | 17                               | 22                            | 13.50                            | 1.500                        |                                  |                                  |                                    |                                  |        |
| Jorge Julio, R (9, 1)<br>ERA: 4.82                     | 0.2                          | S                                | 2                             | 1                                | 0                             | 0                                | 0                             | 0                                | 0                             | 0                                | 0                             | 0                                | 0                            | 3                                | 6                             | 0.00                             | 1.500                        |                                  |                                  |                                    |                                  |        |

Baltimore Orioles @ Anaheim Angels  
Edison International Field, Anaheim, CA  
Wed May 21 2003, 10:05 PM EDT  
Att: 24,000 - Sunny - 80 F

AB 37  
R 6  
H 12  
RBI 6  
BB 2  
SO 3  
LOB 16





| Batter  | 1                             | 2                                | 3                            | 4                                | 5                            | 6                               | 7                             | 8                                | 9                            | AB                               | R                             | H                                | RBI                          | BB                              | SO                            | LOB                              | TOP                           |                                  |                                  |                                    |                                  |        |
|---|-------------------------------|----------------------------------|------------------------------|----------------------------------|------------------------------|---------------------------------|-------------------------------|----------------------------------|------------------------------|----------------------------------|-------------------------------|----------------------------------|------------------------------|---------------------------------|-------------------------------|----------------------------------|-------------------------------|----------------------------------|----------------------------------|------------------------------------|----------------------------------|--------|
| 1 Brian Roberts, S (1,4)<br>OBP: 0.300, SLG: 0.700                            | F9                            |                                  | F7                           |                                  |                              |                                 | F7                            |                                  | HR                           | 5                                | 1                             | 2                                | 4                            | 0                               | 0                             | 2                                |                               |                                  |                                  |                                    |                                  |        |
| 6 Melvin Mora, R (1,7)<br>OBP: 0.420, SLG: 0.521                              | 2B                            |                                  | G5-3                         |                                  |                              |                                 | K                             |                                  | 1B                           | 5                                | 0                             | 2                                | 0                            | 0                               | 2                             | 1                                |                               |                                  |                                  |                                    |                                  |        |
| David Segui, S (1,10)<br>53 Carlos Mendez, R (6,PH)<br>OBP: 0.500, SLG: 1.000 | K                             |                                  |                              | K                                |                              |                                 | F8                            | 2B                               | K                            | 3                                | 0                             | 0                                | 0                            | 0                               | 2                             | 1                                |                               |                                  |                                  |                                    |                                  |        |
| Jeff Conine, R (1,3)<br>OBP: 0.340, SLG: 0.420                                | G6-3                          |                                  |                              | E5<br>1B                         |                              |                                 | G5-3                          |                                  | K                            | 5                                | 1                             | 0                                | 0                            | 0                               | 1                             | 3                                |                               |                                  |                                  |                                    |                                  |        |
| 31 Jay Gibbons, L (1,9)<br>OBP: 0.345, SLG: 0.477                             |                               | P2                               |                              | 1B<br>2B                         |                              |                                 | G4-3                          |                                  | 1B                           | 4                                | 1                             | 2                                | 1                            | 1                               | 0                             | 0                                |                               |                                  |                                  |                                    |                                  |        |
| Tony Batista, R (1,5)<br>OBP: 0.316, SLG: 0.419                               | F7                            |                                  |                              | 1B                               |                              |                                 | SH5-4<br>1B                   |                                  | P5                           | 4                                | 0                             | 2                                | 2                            | 0                               | 0                             | 1                                |                               |                                  |                                  |                                    |                                  |        |
| Gary Matthews, S (1,8)<br>OBP: 0.250, SLG: 0.327                              |                               |                                  |                              | G3                               |                              |                                 | SH5-4<br>1B                   |                                  |                              | 2                                | 1                             | 1                                | 0                            | 2                               | 0                             | 0                                |                               |                                  |                                  |                                    |                                  |        |
| Deivi Cruz, R (1,6)<br>OBP: 0.218, SLG: 0.309                                 | G5-3                          |                                  |                              |                                  |                              |                                 | SH5-4                         |                                  | 1B                           | 3                                | 1                             | 1                                | 0                            | 0                               | 0                             | 1                                |                               |                                  |                                  |                                    |                                  |        |
| Geronimo Gil, R (1,2)<br>OBP: 0.317, SLG: 0.305                               |                               |                                  | G6-3                         |                                  |                              |                                 | P4                            |                                  | HR                           | 3                                | 1                             | 0                                | 0                            | 0                               | 1                             | 2                                |                               |                                  |                                  |                                    |                                  |        |
| <b>Inning Stats</b>   | R: 0<br>E: 0<br>K: 1<br>S: 10 | H: 1<br>LOB: 1<br>BB: 0<br>P: 18 | R: 0<br>E: 0<br>K: 0<br>S: 5 | H: 0<br>LOB: 1<br>BB: 1<br>P: 11 | R: 0<br>E: 0<br>K: 0<br>S: 6 | H: 0<br>LOB: 0<br>BB: 0<br>P: 9 | R: 2<br>E: 1<br>K: 1<br>S: 12 | H: 2<br>LOB: 0<br>BB: 0<br>P: 18 | R: 0<br>E: 0<br>K: 0<br>S: 9 | H: 1<br>LOB: 1<br>BB: 0<br>P: 12 | R: 0<br>E: 0<br>K: 0<br>S: 11 | H: 0<br>LOB: 0<br>BB: 0<br>P: 15 | R: 0<br>E: 0<br>K: 0<br>S: 6 | H: 2<br>LOB: 2<br>BB: 0<br>P: 9 | R: 1<br>E: 0<br>K: 2<br>S: 14 | H: 2<br>LOB: 1<br>BB: 0<br>P: 20 | R: 4<br>E: 0<br>K: 1<br>S: 22 | H: 3<br>LOB: 2<br>BB: 2<br>P: 42 | 1B: 6<br>2B: 4<br>3B: 0<br>HR: 1 | SF: 0<br>SAC: 1<br>DP: 0<br>HBP: 1 | WP: 0<br>PB: 0<br>SB: 1<br>CS: 0 | PA: 41 |
| <b>PITCHER</b>  | IP                            | WLS                              | BF                           | H                                | R                            | ER                              | SO                            | BB                               | IBB                          | HBP                              | BLK                           | WP                               | HR                           | S                               | P                             | ERA                              | WHIP                          |                                  |                                  |                                    |                                  |        |
| Ramon Ortiz, R (1,1)<br>ERA: 5.4  | 6.1                           |                                  | 26                           | 6                                | 2                            | 1                               | 4                             | 1                                | 0                            | 0                                | 0                             | 0                                | 0                            | 57                              | 89                            | 1.42                             | 1.105                         |                                  |                                  |                                    |                                  |        |
| Brendan Donnelly, R (7,1)<br>ERA: 0.36  | 1.2                           | H                                | 7                            | 2                                | 1                            | 1                               | 2                             | 0                                | 0                            | 0                                | 0                             | 0                                | 0                            | 16                              | 23                            | 5.40                             | 1.200                         |                                  |                                  |                                    |                                  |        |
| Troy Percival, R (9,1)<br>ERA: 4.5  | 0.1                           | L                                | 6                            | 3                                | 4                            | 4                               | 1                             | 1                                | 0                            | 1                                | 0                             | 0                                | 1                            | 18                              | 32                            | 108.00                           | 12.000                        |                                  |                                  |                                    |                                  |        |
| Francisco Rodriguez, R (9,1)<br>ERA: 5.32                                     | 0.2                           |                                  | 3                            | 0                                | 0                            | 0                               | 0                             | 0                                | 1                            | 0                                | 0                             | 0                                | 0                            | 4                               | 10                            | 0.00                             | 0.000                         |                                  |                                  |                                    |                                  |        |

Baltimore Orioles @ Anaheim Angels  
Edison International Field, Anaheim, CA  
Thu May 22 2003, 10:05 PM EDT  
Att: 28,958 - Sunny - 63 F

AB 36  
R 7  
H 11  
RBI 7  
BB 3  
SO 7  
LOB 12



| Batter   | 1                            | 2                                | 3                             | 4                                | 5                             | 6                                | 7                             | 8                                | 9                             | AB                               | R                            | H                               | RBI                          | BB                               | SO                           | LOB                              | BOTTOM                        |                                  |                                  |                                    |                                  |        |
|--|------------------------------|----------------------------------|-------------------------------|----------------------------------|-------------------------------|----------------------------------|-------------------------------|----------------------------------|-------------------------------|----------------------------------|------------------------------|---------------------------------|------------------------------|----------------------------------|------------------------------|----------------------------------|-------------------------------|----------------------------------|----------------------------------|------------------------------------|----------------------------------|--------|
| David Eckstein, R (1,6)<br>OBP: 0.335, SLG: 0.348  | F8                           |                                  | FC3-6<br>1B                   |                                  | G4-3<br>2B                    |                                  | 2B<br>BB                      |                                  | DI<br>1B                      | 4                                | 0                            | 3                               | 1                            | 1                                | 0                            | 0                                |                               |                                  |                                  |                                    |                                  |        |
| Adam Kennedy, L (1,4)<br>OBP: 0.343, SLG: 0.361  | G4-3                         |                                  | FC3-6<br>S                    |                                  | G4-3                          |                                  | 1B<br>2B                      |                                  | K                             | 5                                | 0                            | 1                               | 2                            | 0                                | 1                            | 4                                |                               |                                  |                                  |                                    |                                  |        |
| Tim Salmon, R (1,9)<br>Eric Owens, R (8,8)<br>Shawn Wooten, R (9,PH)<br>OBP: 0.348, SLG: 0.446 | L4                           |                                  | K                             |                                  | K                             |                                  | F8                            |                                  | K                             | 4                                | 0                            | 0                               | 0                            | 0                                | 2                            | 5                                |                               |                                  |                                  |                                    |                                  |        |
| 16 Garret Anderson, L (1,7)<br>OBP: 0.346, SLG: 0.544  |                              | K                                |                               | F7                               |                               | G4-3                             | F8                            |                                  |                               | 4                                | 0                            | 0                               | 0                            | 0                                | 1                            | 2                                |                               |                                  |                                  |                                    |                                  |        |
| Troy Glaus, R (1,5)<br>OBP: 0.393, SLG: 0.590  |                              | K                                |                               | G6-3                             |                               |                                  |                               | G6-3                             |                               | 3                                | 0                            | 0                               | 0                            | 1                                | 1                            | 0                                |                               |                                  |                                  |                                    |                                  |        |
| Brad Fullmer, L (1,10)<br>OBP: 0.390, SLG: 0.469   |                              |                                  | K                             |                                  | K                             |                                  | F8                            |                                  | S<br>1B                       | 4                                | 0                            | 1                               | 0                            | 0                                | 2                            | 1                                |                               |                                  |                                  |                                    |                                  |        |
| Scott Spiezio, S (1,3)<br>OBP: 0.311, SLG: 0.418   |                              |                                  | K                             |                                  | 2B<br>HBP                     |                                  | G1-3                          |                                  | G4-6-3<br>BB                  | 2                                | 1                            | 0                               | 0                            | 1                                | 1                            | 1                                |                               |                                  |                                  |                                    |                                  |        |
| Bengie Molina, R (1,2)<br>OBP: 0.315, SLG: 0.400   |                              |                                  | 1B<br>FC3-6<br>1B             |                                  | 2B<br>2B                      |                                  | L6                            |                                  | G4-6-3                        | 4                                | 2                            | 2                               | 1                            | 0                                | 0                            | 2                                |                               |                                  |                                  |                                    |                                  |        |
| Jeff DaVanon, S (1,8)<br>OBP: 0.321, SLG: 0.453  |                              |                                  | FC3-6<br>1B                   |                                  | B2                            |                                  | S<br>2B<br>BB                 |                                  | G4-3                          | 3                                | 1                            | 1                               | 0                            | 1                                | 0                            | 1                                |                               |                                  |                                  |                                    |                                  |        |
| <b>Inning Stats</b>  | R: 0<br>E: 0<br>K: 0<br>S: 7 | H: 0<br>LOB: 0<br>BB: 0<br>P: 14 | R: 0<br>E: 0<br>K: 3<br>S: 10 | H: 0<br>LOB: 0<br>BB: 0<br>P: 11 | R: 1<br>E: 0<br>K: 2<br>S: 12 | H: 3<br>LOB: 2<br>BB: 0<br>P: 17 | R: 0<br>E: 0<br>K: 1<br>S: 11 | H: 0<br>LOB: 0<br>BB: 0<br>P: 15 | R: 2<br>E: 0<br>K: 1<br>S: 14 | H: 2<br>LOB: 1<br>BB: 0<br>P: 24 | R: 0<br>E: 0<br>K: 0<br>S: 4 | H: 0<br>LOB: 1<br>BB: 1<br>P: 9 | R: 1<br>E: 0<br>K: 0<br>S: 9 | H: 1<br>LOB: 2<br>BB: 2<br>P: 21 | R: 0<br>E: 0<br>K: 0<br>S: 5 | H: 1<br>LOB: 1<br>BB: 1<br>P: 13 | R: 0<br>E: 0<br>K: 2<br>S: 13 | H: 1<br>LOB: 1<br>BB: 0<br>P: 20 | 1B: 5<br>2B: 3<br>3B: 0<br>HR: 0 | SF: 0<br>SAC: 0<br>DP: 1<br>HBP: 1 | WP: 0<br>PB: 0<br>SB: 3<br>CS: 0 | PA: 39 |
| <b>PITCHER</b>   | IP                           | WLS                              | BF                            | H                                | R                             | ER                               | SO                            | BB                               | IBB                           | HBP                              | BLK                          | WP                              | HR                           | S                                | P                            | ERA                              | WHIP                          |                                  |                                  |                                    |                                  |        |
| Jason Johnson, R (1,1)<br>ERA: 3.33  | 6.1                          |                                  | 29                            | 6                                | 4                             | 4                                | 7                             | 3                                | 0                             | 1                                | 0                            | 0                               | 0                            | 65                               | 107                          | 5.68                             | 1.421                         |                                  |                                  |                                    |                                  |        |
| Willis Roberts, R (7,1)<br>ERA: 4.54   | 1.2                          | W                                | 6                             | 1                                | 0                             | 0                                | 0                             | 1                                | 0                             | 0                                | 0                            | 0                               | 0                            | 7                                | 17                           | 0.00                             | 1.200                         |                                  |                                  |                                    |                                  |        |
| Jorge Julio, R (9,1)<br>ERA: 4.58  | 1.0                          | S                                | 4                             | 1                                | 0                             | 0                                | 2                             | 0                                | 0                             | 0                                | 0                            | 0                               | 0                            | 13                               | 20                           | 0.00                             | 1.000                         |                                  |                                  |                                    |                                  |        |

Baltimore Orioles @ Anaheim Angels  
Edison International Field, Anaheim, CA  
Thu May 22 2003, 10:05 PM EDT  
Att: 28,958 - Sunny - 63 F

AB 34  
R 4  
H 8  
RBI 4  
BB 4  
SO 9  
LOB 17





| Batter   | 1                             | 2                                | 3                            | 4                                | 5                             | 6                                | 7                            | 8                                | 9                            | AB                               | R                            | H                                | RBI                           | BB                               | SO                           | LOB                              | TOP  |                                  |                                  |                                    |                         |        |  |  |  |  |  |
|--|-------------------------------|----------------------------------|------------------------------|----------------------------------|-------------------------------|----------------------------------|------------------------------|----------------------------------|------------------------------|----------------------------------|------------------------------|----------------------------------|-------------------------------|----------------------------------|------------------------------|----------------------------------|--|----------------------------------|----------------------------------|------------------------------------|-------------------------|--------|--|--|--|--|--|
| <b>13 Carl Crawford, L</b> (1, 7)<br>OBP: 0.301, SLG: 0.342  | 2-2<br>FC4-6<br>1B            | 0-0<br>P4                        |                              | 1-2<br>2H<br>1B                  |                               |                                  | 4-2<br>5<br>1B<br>BB         |                                  | 4-1<br>CS<br>BB              | 3                                | 0                            | 2                                | 1                             | 2                                | 0                            | 2                                | <b>Tampa Bay Devil Rays @ Anaheim Angels</b><br>Edison International Field, Anaheim, CA<br>Fri May 23, 2003, 10:05 PM EDT<br>Att: 37,902 - Cloudy - 62 F |                                  |                                  |                                    |                         |        |  |  |  |  |  |
| <b>Julio Lugo, R</b> (1, 6)<br>OBP: 0.287, SLG: 0.270        | 1-2<br>FC4-6<br>5<br>1B       |                                  | 1-3<br>K                     | 1-1<br>G6-3                      |                               |                                  | 0-0<br>L8                    |                                  | 2-2<br>G6-3<br>1-2           | 5                                | 0                            | 0                                | 0                             | 0                                | 1                            | 4                                |  |                                  |                                  |                                    |                         |        |  |  |  |  |  |
| <b>5 Rocco Baldelli, R</b> (1, 8)<br>OBP: 0.365, SLG: 0.492  | 1-2<br>1B                     |                                  | 1-0<br>HR                    |                                  | 1-2<br>G6-3                   |                                  | 1-0<br>1B                    |                                  | 1-1<br>1B                    | 5                                | 1                            | 4                                | 1                             | 0                                | 0                            | 0                                |  |                                  |                                  |                                    |                         |        |  |  |  |  |  |
| <b>Aubrey Huff, L</b> (1, 9)<br>OBP: 0.364, SLG: 0.598       | 0-0<br>F8                     |                                  | 0-2<br>S<br>1B               |                                  | 0-0<br>G4-3                   |                                  | 3-2<br>K                     |                                  | 1-1<br>G1-3                  | 5                                | 0                            | 1                                | 0                             | 0                                | 1                            | 5                                |  |                                  |                                  |                                    |                         |        |  |  |  |  |  |
| <b>Travis Lee, L</b> (1, 3)<br>OBP: 0.356, SLG: 0.449        | 2-3<br>K                      |                                  | 1-3<br>K                     |                                  | 2-3<br>K                      |                                  |                              |                                  | 1-2<br>G4-3                  | 4                                | 0                            | 0                                | 0                             | 0                                | 3                            | 3                                |  |                                  |                                  |                                    |                         |        |  |  |  |  |  |
| <b>Toby Hall, R</b> (1, 2)<br>OBP: 0.300, SLG: 0.346         |                               | 0-1<br>F7                        | 1-1<br>G5-3                  |                                  | 1-1<br>P4                     |                                  |                              |                                  | 1-0<br>FC4-6<br>1B           | 4                                | 0                            | 1                                | 0                             | 0                                | 0                            | 1                                |  |                                  |                                  |                                    |                         |        |  |  |  |  |  |
| <b>Ben Grieve, L</b> (1, 10)<br>OBP: 0.371, SLG: 0.286       |                               | 1-0<br>2B<br>1B                  |                              | 2-1<br>13<br>1B<br>2B            |                               | 3-3<br>K                         |                              |                                  | 2-0<br>FC4-6<br>1-2<br>3B    | 4                                | 2                            | 2                                | 0                             | 0                                | 1                            | 1                                |  |                                  |                                  |                                    |                         |        |  |  |  |  |  |
| <b>18 Jared Sandberg, R</b> (1, 5)<br>OBP: 0.350, SLG: 0.514 |                               | 2-3<br>K                         |                              | 0-0<br>F7                        |                               | 0-0<br>G6-3                      |                              |                                  | 0-0<br>1-1<br>3B             | 4                                | 0                            | 1                                | 1                             | 0                                | 1                            | 2                                |  |                                  |                                  |                                    |                         |        |  |  |  |  |  |
| <b>Terry Shumpert, R</b> (1, 4)<br>OBP: 0.265, SLG: 0.444    |                               | 0-0<br>1-3<br>2B                 |                              | 2-0<br>G5-3                      |                               |                                  |                              |                                  | 1-0<br>G4-3                  | 3                                | 0                            | 1                                | 0                             | 0                                | 0                            | 1                                |  |                                  |                                  |                                    |                         |        |  |  |  |  |  |
| <b>Marlon Anderson, L</b> (8, PH)<br>OBP: 0.346, SLG: 0.358  |                               |                                  |                              |                                  |                               |                                  |                              |                                  |                              | 1                                | 0                            | 0                                | 0                             | 0                                | 0                            | 1                                |  |                                  |                                  |                                    |                         |        |  |  |  |  |  |
| <b>Inning Stats</b>  | R: 0<br>E: 0<br>K: 1<br>S: 14 | H: 2<br>LOB: 2<br>BB: 0<br>P: 20 | R: 0<br>E: 0<br>K: 1<br>S: 8 | H: 2<br>LOB: 2<br>BB: 0<br>P: 11 | R: 1<br>E: 0<br>K: 2<br>S: 12 | H: 2<br>LOB: 1<br>BB: 0<br>P: 16 | R: 1<br>E: 0<br>K: 0<br>S: 9 | H: 2<br>LOB: 1<br>BB: 0<br>P: 15 | R: 0<br>E: 0<br>K: 1<br>S: 8 | H: 0<br>LOB: 0<br>BB: 0<br>P: 11 | R: 0<br>E: 0<br>K: 1<br>S: 7 | H: 0<br>LOB: 0<br>BB: 0<br>P: 11 | R: 0<br>E: 0<br>K: 1<br>S: 13 | H: 1<br>LOB: 2<br>BB: 1<br>P: 21 | R: 1<br>E: 0<br>K: 0<br>S: 9 | H: 2<br>LOB: 1<br>BB: 0<br>P: 14 | R: 0<br>E: 0<br>K: 0<br>S: 9   | H: 1<br>LOB: 1<br>BB: 1<br>P: 16 | 1B: 8<br>2B: 2<br>3B: 1<br>HR: 1 | SF: 0<br>SAC: 0<br>DP: 0<br>HBP: 0 | WP: 0<br>PB: 0<br>CS: 1 | PA: 40 |  |  |  |  |  |
| <b>PITCHER</b>   | IP                            | WLS                              | BF                           | H                                | R                             | ER                               | SO                           | BB                               | IBB                          | HBP                              | BLK                          | WP                               | HR                            | S                                | P                            | ERA                              | WHIP   |                                  |                                  |                                    |                         |        |  |  |  |  |  |
| <b>Jarrod Washburn, L</b> (1, 1)<br>ERA: 3.52                | 7.2                           | L                                | 35                           | 11                               | 3                             | 3                                | 7                            | 1                                | 0                            | 0                                | 0                            | 0                                | 1                             | 79                               | 117                          | 3.52                             | 1.565  |                                  |                                  |                                    |                         |        |  |  |  |  |  |
| <b>Ben Weber, R</b> (8, 1)<br>ERA: 2.13                      | 1.1                           |                                  | 5                            | 1                                | 0                             | 0                                | 0                            | 1                                | 0                            | 0                                | 0                            | 0                                | 0                             | 10                               | 18                           | 0.00                             | 1.500  |                                  |                                  |                                    |                         |        |  |  |  |  |  |

| Batter  | 1                            | 2                                | 3                             | 4                                | 5                            | 6                                | 7                             | 8                                | 9                             | AB                               | R                            | H                                | RBI                           | BB                               | SO                           | LOB                              | BOTTOM   |                                  |                                  |                                    |                         |        |  |  |  |  |  |
|---|------------------------------|----------------------------------|-------------------------------|----------------------------------|------------------------------|----------------------------------|-------------------------------|----------------------------------|-------------------------------|----------------------------------|------------------------------|----------------------------------|-------------------------------|----------------------------------|------------------------------|----------------------------------|--|----------------------------------|----------------------------------|------------------------------------|-------------------------|--------|--|--|--|--|--|
| <b>David Eckstein, R</b> (1, 6)<br>OBP: 0.336, SLG: 0.346     | 1-2<br>G6-3                  |                                  | 0-0<br>F7                     |                                  |                              | 4-2<br>BB                        |                               |                                  | 2-2<br>P3                     | 4                                | 0                            | 1                                | 0                             | 1                                | 0                            | 1                                | <b>Tampa Bay Devil Rays @ Anaheim Angels</b><br>Edison International Field, Anaheim, CA<br>Fri May 23, 2003, 10:05 PM EDT<br>Att: 37,902 - Cloudy - 62 F |                                  |                                  |                                    |                         |        |  |  |  |  |  |
| <b>Adam Kennedy, L</b> (1, 4)<br>OBP: 0.348, SLG: 0.390       | 1-1<br>G3                    |                                  | 0-0<br>HR                     |                                  | 1-2<br>F8                    |                                  | 4-0<br>1B                     |                                  |                               | 3                                | 1                            | 1                                | 1                             | 1                                | 0                            | 1                                |  |                                  |                                  |                                    |                         |        |  |  |  |  |  |
| <b>Tim Salmon, R</b> (1, 9)<br>OBP: 0.388, SLG: 0.503         | 1-1<br>F9                    |                                  | 1-2<br>P3                     |                                  | 2-1<br>L7                    |                                  | 1-3<br>K                      |                                  |                               | 4                                | 0                            | 0                                | 0                             | 0                                | 1                            | 3                                |  |                                  |                                  |                                    |                         |        |  |  |  |  |  |
| <b>16 Garret Anderson, L</b> (1, 7)<br>OBP: 0.338, SLG: 0.532 |                              | 1-3<br>K                         |                               | 3-2<br>F8                        |                              | 0-0<br>G4-3                      |                               |                                  | 2-2<br>F8                     | 4                                | 0                            | 0                                | 0                             | 0                                | 1                            | 0                                |  |                                  |                                  |                                    |                         |        |  |  |  |  |  |
| <b>Troy Glaus, R</b> (1, 5)<br>OBP: 0.390, SLG: 0.578         |                              | 4-0<br>BB<br>BB                  |                               | 1-2<br>F7                        |                              | 3-2<br>K                         |                               |                                  | 2-3<br>K                      | 3                                | 0                            | 0                                | 0                             | 1                                | 2                            | 0                                |  |                                  |                                  |                                    |                         |        |  |  |  |  |  |
| <b>Brad Fullmer, L</b> (1, 10)<br>OBP: 0.396, SLG: 0.465      |                              | 2-3<br>SAFE<br>K                 |                               | 4-2<br>1B<br>BB                  |                              | 4-2<br>S<br>BB                   |                               |                                  | 2-3<br>K                      | 1                                | 0                            | 0                                | 0                             | 2                                | 1                            | 1                                |  |                                  |                                  |                                    |                         |        |  |  |  |  |  |
| <b>Shawn Wooten, R</b> (8, PH)<br>OBP: 0.343, SLG: 0.439      |                              |                                  |                               |                                  |                              |                                  |                               |                                  |                               | 1                                | 0                            | 0                                | 0                             | 0                                | 1                            | 0                                |  |                                  |                                  |                                    |                         |        |  |  |  |  |  |
| <b>Scott Spiezio, S</b> (1, 3)<br>OBP: 0.315, SLG: 0.417      |                              | 4-2<br>SAFE<br>BB                |                               | 2-0<br>SAFE<br>1B                |                              | 2-1<br>SAFE<br>F7                |                               |                                  | 1-1<br>P5                     | 3                                | 0                            | 1                                | 0                             | 1                                | 0                            | 1                                |  |                                  |                                  |                                    |                         |        |  |  |  |  |  |
| <b>Bengie Molina, R</b> (1, 2)<br>OBP: 0.307, SLG: 0.389      |                              | 1-2<br>BB                        |                               | 1-2<br>1B                        |                              |                                  |                               |                                  | 0-1<br>G6-3                   | 4                                | 0                            | 0                                | 0                             | 0                                | 0                            | 4                                |  |                                  |                                  |                                    |                         |        |  |  |  |  |  |
| <b>Jeff DaVanon, S</b> (1, 8)<br>OBP: 0.317, SLG: 0.439       |                              |                                  | 3-3<br>K                      |                                  | 3-3<br>K                     |                                  | 3-3<br>K                      |                                  | 1-0<br>1B                     | 4                                | 0                            | 1                                | 0                             | 0                                | 3                            | 0                                |  |                                  |                                  |                                    |                         |        |  |  |  |  |  |
| <b>Inning Stats</b>   | R: 0<br>E: 0<br>K: 0<br>S: 7 | H: 0<br>LOB: 0<br>BB: 0<br>P: 10 | R: 0<br>E: 0<br>K: 2<br>S: 13 | H: 0<br>LOB: 2<br>BB: 2<br>P: 24 | R: 1<br>E: 0<br>K: 1<br>S: 9 | H: 1<br>LOB: 0<br>BB: 0<br>P: 13 | R: 0<br>E: 0<br>K: 0<br>S: 11 | H: 1<br>LOB: 2<br>BB: 1<br>P: 22 | R: 0<br>E: 0<br>K: 1<br>S: 10 | H: 0<br>LOB: 1<br>BB: 1<br>P: 20 | R: 0<br>E: 0<br>K: 1<br>S: 8 | H: 0<br>LOB: 1<br>BB: 1<br>P: 17 | R: 0<br>E: 0<br>K: 2<br>S: 17 | H: 1<br>LOB: 2<br>BB: 1<br>P: 25 | R: 0<br>E: 0<br>K: 2<br>S: 9 | H: 0<br>LOB: 0<br>BB: 0<br>P: 15 | R: 0<br>E: 0<br>K: 0<br>S: 8   | H: 1<br>LOB: 1<br>BB: 0<br>P: 12 | 1B: 3<br>2B: 0<br>3B: 0<br>HR: 1 | SF: 0<br>SAC: 0<br>DP: 0<br>HBP: 0 | WP: 0<br>PB: 0<br>CS: 0 | PA: 37 |  |  |  |  |  |
| <b>PITCHER</b>  | IP                           | WLS                              | BF                            | H                                | R                            | ER                               | SO                            | BB                               | IBB                           | HBP                              | BLK                          | WP                               | HR                            | S                                | P                            | ERA                              | WHIP   |                                  |                                  |                                    |                         |        |  |  |  |  |  |
| <b>Geremi Gonzalez, R</b> (1, 1)<br>ERA: 2.08                 | 6.0                          | W                                | 25                            | 2                                | 1                            | 1                                | 5                             | 5                                | 0                             | 0                                | 0                            | 0                                | 0                             | 58                               | 106                          | 1.50                             | 1.167  |                                  |                                  |                                    |                         |        |  |  |  |  |  |
| <b>Jesus Colome, R</b> (7, 1)<br>ERA: 3.91                    | 1.0                          | H                                | 5                             | 1                                | 0                            | 0                                | 2                             | 1                                | 0                             | 0                                | 0                            | 0                                | 0                             | 17                               | 25                           | 0.00                             | 2.000  |                                  |                                  |                                    |                         |        |  |  |  |  |  |
| <b>Mike Venafro, L</b> (8, 1)<br>ERA: 4.09                    | 0.2                          | H                                | 2                             | 0                                | 0                            | 0                                | 1                             | 0                                | 0                             | 0                                | 0                            | 0                                | 0                             | 6                                | 10                           | 0.00                             | 0.000  |                                  |                                  |                                    |                         |        |  |  |  |  |  |
| <b>Lance Carter, R</b> (8, 1)<br>ERA: 3.29                    | 1.1                          | S                                | 5                             | 1                                | 0                            | 0                                | 1                             | 0                                | 0                             | 0                                | 0                            | 0                                | 0                             | 11                               | 17                           | 0.00                             | 0.750  |                                  |                                  |                                    |                         |        |  |  |  |  |  |











| Batter   | 1   | 2                                | 3                            | 4                                | 5                            | 6                                | 7                            | 8                                | 9                            | AB                               | R                             | H                                | RBI   | BB                              | SO                            | LOB                              | TOP   |                                  |                                  |                                    |                                  |        |
|--|---|----------------------------------|------------------------------|----------------------------------|------------------------------|----------------------------------|------------------------------|----------------------------------|------------------------------|----------------------------------|-------------------------------|----------------------------------|---|---------------------------------|-------------------------------|----------------------------------|---|----------------------------------|----------------------------------|------------------------------------|----------------------------------|--------|
| David Eckstein, R (1,6)<br>OBP: 0.338, SLG: 0.340<br>Shawn Wooten, R (8, FH)<br>OBP: 0.373, SLG: 0.464 | G6-3  |                                  |                              | G5-3                             |                              | G6-4-3<br>BB                     |                              | 2H<br>2B                         |                              | 2                                | 0                             | 0                                | 0   | 1                               | 0                             | 0                                | Anaheim Angels @ Baltimore Orioles<br>Oriole Park at Camden Yards, Baltimore, MD<br>Tue May 27 2003, 7:05 PM EDT<br>Att: 20,100 - Cloudy - 68 F |                                  |                                  |                                    |                                  |        |
| Troy Glaus, R (1,5)<br>OBP: 0.405, SLG: 0.608  | G5-3  |                                  |                              | CS<br>BB                         |                              | G6-4-3                           |                              | P4                               |                              | 3                                | 0                             | 0                                | 0   | 1                               | 0                             | 3                                |   |                                  |                                  |                                    |                                  |        |
| Tim Salmon, R (1,9)<br>OBP: 0.390, SLG: 0.491<br>Chone Figgins, S (8,8)                                | F7  |                                  |                              | CS<br>BB                         |                              | F8                               |                              | G2-3<br>1B                       |                              | 3                                | 0                             | 0                                | 0   | 0                               | 1                             | 2                                |   |                                  |                                  |                                    |                                  |        |
| 16 Garret Anderson, L (1,7)<br>OBP: 0.333, SLG: 0.530<br>Eric Owens, R (8,7)                           |   | G2-3                             |                              |                                  | CS<br>1B                     |                                  |                              | G2-3                             |                              | 3                                | 0                             | 1                                | 0   | 0                               | 1                             | 0                                |   |                                  |                                  |                                    |                                  |        |
| Brad Fullmer, L (1,10)<br>OBP: 0.391, SLG: 0.452   |   | K                                |                              |                                  | F8                           |                                  |                              | G4-3                             |                              | 4                                | 0                             | 1                                | 1   | 0                               | 1                             | 1                                |   |                                  |                                  |                                    |                                  |        |
| Scott Spiezio, S (1,3)<br>OBP: 0.305, SLG: 0.397   |   | F7                               |                              |                                  | K                            |                                  |                              | K                                |                              | 4                                | 0                             | 0                                | 0   | 0                               | 3                             | 2                                |   |                                  |                                  |                                    |                                  |        |
| Bengie Molina, R (1,2)<br>OBP: 0.300, SLG: 0.377<br>Benji Gil, R (8,6)                                 |   |                                  |                              | F8                               |                              | 1B<br>WP<br>1B                   |                              | F8                               |                              | 3                                | 1                             | 1                                | 0   | 0                               | 0                             | 0                                |   |                                  |                                  |                                    |                                  |        |
| Adam Kennedy, L (1,4)<br>OBP: 0.339, SLG: 0.376  |   |                                  |                              | F8                               |                              | WP<br>1B                         |                              | G1-3<br>2B<br>1B                 |                              | 3                                | 2                             | 2                                | 0   | 0                               | 0                             | 0                                |   |                                  |                                  |                                    |                                  |        |
| Jeff DaVanon, S (1,8)<br>OBP: 0.309, SLG: 0.431  |   |                                  |                              | F7                               |                              | G6-4-3<br>WP<br>1B               |                              | G1-3                             |                              | 3                                | 0                             | 1                                | 0   | 0                               | 0                             | 1                                |   |                                  |                                  |                                    |                                  |        |
| <b>Inning Stats</b>  | R: 0<br>E: 0<br>K: 0<br>S: 8  | H: 0<br>LOB: 0<br>BB: 0<br>P: 13 | R: 0<br>E: 0<br>K: 1<br>S: 7 | H: 0<br>LOB: 0<br>BB: 0<br>P: 10 | R: 0<br>E: 0<br>K: 1<br>S: 5 | H: 0<br>LOB: 0<br>BB: 0<br>P: 10 | R: 0<br>E: 0<br>K: 1<br>S: 8 | H: 0<br>LOB: 1<br>BB: 1<br>P: 16 | R: 0<br>E: 0<br>K: 1<br>S: 9 | H: 1<br>LOB: 1<br>BB: 0<br>P: 13 | R: 2<br>E: 0<br>K: 0<br>S: 15 | H: 3<br>LOB: 1<br>BB: 1<br>P: 24 | R: 0<br>E: 0<br>K: 2<br>S: 7  | H: 0<br>LOB: 0<br>BB: 0<br>P: 8 | R: 1<br>E: 0<br>K: 0<br>S: 11 | H: 2<br>LOB: 1<br>BB: 0<br>P: 17 | R: 1<br>E: 0<br>K: 1<br>S: 18   | H: 2<br>LOB: 1<br>BB: 0<br>P: 23 | 1B: 7<br>2B: 3<br>3B: 0<br>HR: 0 | SF: 0<br>SAC: 0<br>DP: 3<br>HBP: 0 | WP: 1<br>PB: 0<br>SB: 0<br>CS: 2 | PA: 34 |
| <b>PITCHER</b><br>Sidney Ponson, R (1,1)<br>ERA: 4.09  | IP: 9.0<br>WLS: W<br>BF: 34<br>H: 8<br>R: 4<br>ER: 4<br>SO: 6<br>BB: 2<br>IBB: 0<br>HBP: 0<br>BLK: 0<br>WP: 1<br>HR: 0<br>S: 88<br>P: 134<br>ERA: 4.00<br>WHIP: 1.111 |                                  |                              |                                  |                              |                                  |                              |                                  |                              |                                  |                               | <b>PITCHER</b>                   | IP: 9.0<br>WLS: W<br>BF: 34<br>H: 8<br>R: 4<br>ER: 4<br>SO: 6<br>BB: 2<br>IBB: 0<br>HBP: 0<br>BLK: 0<br>WP: 1<br>HR: 0<br>S: 88<br>P: 134<br>ERA: 4.00<br>WHIP: 1.111 |                                 |                               |                                  |   |                                  |                                  |                                    |                                  |        |

| Batter  | 1   | 2                                | 3                            | 4                                | 5                             | 6                                | 7                             | 8                                | 9                            | AB                               | R                             | H                                | RBI  | BB                               | SO                           | LOB                             | BOTTOM  |                                    |                                  |   |   |
|---|---|----------------------------------|------------------------------|----------------------------------|-------------------------------|----------------------------------|-------------------------------|----------------------------------|------------------------------|----------------------------------|-------------------------------|----------------------------------|--|----------------------------------|------------------------------|---------------------------------|---|------------------------------------|----------------------------------|---|---|
| 1 Brian Roberts, S (1,4)<br>OBP: 0.452, SLG: 0.643  | F7  | CS<br>1B                         |                              | G1-3                             |                               | SF9<br>31<br>1B<br>BB            | F9                            |                                  |                              | 5                                | 1                             | 2                                | 0  | 0                                | 0                            | 2                               | Anaheim Angels @ Baltimore Orioles<br>Oriole Park at Camden Yards, Baltimore, MD<br>Tue May 27 2003, 7:05 PM EDT<br>Att: 20,100 - Cloudy - 68 F |                                    |                                  |   |   |
| 6 Melvin Mora, R (1,7)<br>OBP: 0.445, SLG: 0.583  | 1B<br>31<br>BB<br>BB  | P3                               |                              | HR                               |                               | K                                | 1B<br>BB                      |                                  |                              | 3                                | 3                             | 1                                | 1  | 2                                | 1                            | 3                               |   |                                    |                                  |   |   |
| David Segui, S (1,10)<br>OBP: 0.380, SLG: 0.434   | 31<br>BB<br>SF8<br>1B   | F7                               |                              | BB                               |                               | 31<br>1B<br>BB                   | 31<br>1B<br>1B                |                                  |                              | 3                                | 2                             | 2                                | 2  | 2                                | 0                            | 1                               |   |                                    |                                  |   |   |
| Jeff Conine, R (1,3)<br>OBP: 0.346, SLG: 0.440  | SF8<br>31<br>BB<br>1B   | P4                               |                              | P4                               |                               | SF9                              | 31<br>1B<br>1B                |                                  |                              | 4                                | 0                             | 2                                | 2  | 0                                | 0                            | 1                               |   |                                    |                                  |   |   |
| 31 Jay Gibbons, L (1,9)<br>OBP: 0.347, SLG: 0.471   | BB  | P4                               |                              | BB                               |                               | F8                               | 1B<br>BB                      |                                  |                              | 4                                | 0                             | 2                                | 3  | 1                                | 0                            | 0                               |   |                                    |                                  |   |   |
| Tony Batista, R (1,5)<br>OBP: 0.316, SLG: 0.434   | SF8   | HR                               |                              | 1B                               |                               | F9                               | F8                            |                                  |                              | 4                                | 1                             | 2                                | 2  | 0                                | 0                            | 4                               |   |                                    |                                  |   |   |
| Luis Matos, R (1,8)<br>OBP: 0.421, SLG: 0.789   | P4  | K                                |                              | F9                               |                               | F9                               | 6<br>BB<br>1B<br>1B           |                                  |                              | 5                                | 1                             | 1                                | 0  | 0                                | 1                            | 3                               |   |                                    |                                  |   |   |
| Deivi Cruz, R (1,6)<br>OBP: 0.224, SLG: 0.314<br>Jose Morban, S (8, FH)<br>OBP: 0.375, SLG: 0.667                             |   | HR<br>1B                         |                              | F9                               |                               | L7                               | K                             |                                  |                              | 4                                | 1                             | 1                                | 0  | 0                                | 1                            | 3                               |   |                                    |                                  |   |   |
| Geronimo Gil, R (1,2)<br>OBP: 0.351, SLG: 0.359   |   | HR                               |                              | P6                               |                               | BB<br>SF9<br>1B                  | 6<br>BB<br>1B                 |                                  |                              | 5                                | 3                             | 3                                | 2  | 0                                | 1                            | 0                               |   |                                    |                                  |   |   |
| <b>Inning Stats</b>   | R: 2<br>E: 0<br>K: 0<br>S: 11   | H: 2<br>LOB: 2<br>BB: 2<br>P: 22 | R: 2<br>E: 0<br>K: 0<br>S: 9 | H: 3<br>LOB: 0<br>BB: 0<br>P: 12 | R: 1<br>E: 0<br>K: 1<br>S: 16 | H: 1<br>LOB: 1<br>BB: 0<br>P: 26 | R: 1<br>E: 0<br>K: 0<br>S: 14 | H: 1<br>LOB: 1<br>BB: 1<br>P: 25 | R: 0<br>E: 0<br>K: 0<br>S: 5 | H: 1<br>LOB: 1<br>BB: 0<br>P: 10 | R: 2<br>E: 0<br>K: 1<br>S: 19 | H: 3<br>LOB: 2<br>BB: 1<br>P: 31 | R: 4<br>E: 0<br>K: 1<br>S: 21  | H: 5<br>LOB: 2<br>BB: 1<br>P: 33 | R: 0<br>E: 0<br>K: 1<br>S: 7 | H: 0<br>LOB: 0<br>BB: 0<br>P: 9 | 1B: 13<br>2B: 0<br>3B: 0<br>HR: 3   | SF: 2<br>SAC: 0<br>DP: 0<br>HBP: 0 | WP: 1<br>PB: 0<br>SB: 0<br>CS: 1 | PA: 45  |   |
| <b>PITCHER</b><br>Aaron Sele, R (1,1)<br>ERA: 9.0<br>Mickey Callaway, R (4,1)<br>ERA: 6.23<br>Ben Weber, R (7,1)<br>ERA: 2.03 | IP: 3.2<br>WLS: L<br>BF: 21<br>H: 7<br>R: 6<br>ER: 6<br>SO: 1<br>BB: 3<br>IBB: 0<br>HBP: 0<br>BLK: 0<br>WP: 0<br>HR: 3<br>S: 47<br>P: 81<br>ERA: 14.73<br>WHIP: 2.727 |                                  |                              |                                  |                               |                                  |                               |                                  |                              |                                  |                               | <b>PITCHER</b>                   | IP: 3.0<br>WLS: 19<br>BF: 19<br>H: 8<br>R: 6<br>ER: 6<br>SO: 2<br>BB: 2<br>IBB: 0<br>HBP: 0<br>BLK: 0<br>WP: 0<br>HR: 4<br>S: 44<br>P: 74<br>ERA: 18.00<br>WHIP: 3.333 |                                  |                              |                                 |   |                                    |                                  |   |   |
|   |   |                                  |                              |                                  |                               |                                  |                               |                                  |                              |                                  |                               |                                  |  |                                  |                              |                                 |   |                                    |                                  | <b>PITCHER</b><br>Ben Weber, R (7,1)<br>ERA: 2.03 | IP: 1.1<br>WLS: 5<br>BF: 1<br>H: 1<br>R: 0<br>ER: 0<br>SO: 1<br>BB: 0<br>IBB: 0<br>HBP: 0<br>BLK: 0<br>WP: 0<br>HR: 1<br>S: 11<br>P: 13<br>ERA: 0.00<br>WHIP: 0.750 |



| Batter   | 1                            | 2                                | 3                            | 4                                | 5                             | 6                                | 7                            | 8                               | 9                             | AB                               | R                             | H                                | RBI                          | BB                               | SO                            | LOB                              | TOP                          |                                  |                                  |                                    |                                  |        |  |  |  |  |  |
|--|------------------------------|----------------------------------|------------------------------|----------------------------------|-------------------------------|----------------------------------|------------------------------|---------------------------------|-------------------------------|----------------------------------|-------------------------------|----------------------------------|------------------------------|----------------------------------|-------------------------------|----------------------------------|------------------------------|----------------------------------|----------------------------------|------------------------------------|----------------------------------|--------|--|--|--|--|--|
| David Eckstein, R (1, 6)<br>OBP: 0.336, SLG: 0.338     | F7                           |                                  | 2-2<br>1B                    |                                  | 2-2<br>G6-3                   |                                  | 0-0<br>G5-3                  |                                 |                               | 4                                | 0                             | 1                                | 0                            | 0                                | 0                             | 3                                |                              |                                  |                                  |                                    |                                  |        |  |  |  |  |  |
| Troy Glaus, R (1, 5)<br>OBP: 0.397, SLG: 0.593         | L4                           |                                  | 1-3<br>K                     |                                  | 2-1<br>F8                     |                                  |                              | 0-3<br>K                        |                               | 4                                | 0                             | 0                                | 0                            | 0                                | 2                             | 2                                |                              |                                  |                                  |                                    |                                  |        |  |  |  |  |  |
| Tim Salmon, R (1, 9)<br>OBP: 0.382, SLG: 0.480         | G6-3                         |                                  |                              | 1-0<br>F9                        |                               | 0-0<br>F8                        |                              | 3-3<br>K                        |                               | 4                                | 0                             | 0                                | 0                            | 0                                | 1                             | 0                                |                              |                                  |                                  |                                    |                                  |        |  |  |  |  |  |
| 16 Garret Anderson, L (1, 7)<br>OBP: 0.336, SLG: 0.532 |                              | 4-0<br>BB                        |                              | 0-2<br>G3                        |                               | 2-2<br>2B                        |                              | 1-3<br>K                        |                               | 3                                | 0                             | 1                                | 0                            | 1                                | 1                             | 0                                |                              |                                  |                                  |                                    |                                  |        |  |  |  |  |  |
| Brad Fullmer, L (1, 3)<br>OBP: 0.390, SLG: 0.449       |                              | 1-0<br>G3-6-3                    |                              | 0-0<br>1B                        |                               | 2-3<br>K                         |                              | 1-3<br>K                        |                               | 3                                | 0                             | 1                                | 0                            | 0                                | 1                             | 2                                |                              |                                  |                                  |                                    |                                  |        |  |  |  |  |  |
| Eric Owens, R (9, PH)<br>OBP: 0.258, SLG: 0.239        |                              | 1-2<br>1B                        |                              | 1-1<br>G6-3                      |                               | 1-1<br>F8                        |                              | 1-2<br>P3                       |                               | 4                                | 0                             | 1                                | 0                            | 0                                | 0                             | 2                                |                              |                                  |                                  |                                    |                                  |        |  |  |  |  |  |
| Shawn Wooten, R (1, 10)<br>OBP: 0.397, SLG: 0.452      |                              | 1-2<br>1B                        |                              | 0-0<br>F7                        |                               | 3-1<br>1B                        |                              | 0-0<br>1B                       |                               | 3                                | 1                             | 1                                | 0                            | 0                                | 1                             | 1                                |                              |                                  |                                  |                                    |                                  |        |  |  |  |  |  |
| Adam Kennedy, L (1, 4)<br>OBP: 0.339, SLG: 0.375       |                              |                                  |                              |                                  |                               |                                  |                              |                                 |                               | 1                                | 0                             | 1                                | 0                            | 0                                | 0                             | 0                                |                              |                                  |                                  |                                    |                                  |        |  |  |  |  |  |
| Benji Gil, R (9, PH)<br>OBP: 0.196, SLG: 0.182         |                              |                                  |                              |                                  |                               |                                  |                              |                                 |                               |                                  |                               |                                  |                              |                                  |                               |                                  |                              |                                  |                                  |                                    |                                  |        |  |  |  |  |  |
| Bengie Molina, R (1, 2)<br>OBP: 0.305, SLG: 0.377      |                              |                                  | 2-2<br>L9                    |                                  | 2-2<br>1B                     |                                  | 4-2<br>BB                    |                                 | 1-1<br>F7                     | 3                                | 1                             | 1                                | 0                            | 1                                | 0                             | 1                                |                              |                                  |                                  |                                    |                                  |        |  |  |  |  |  |
| Jeff DaVanon, S (1, 8)<br>OBP: 0.338, SLG: 0.448       |                              |                                  | 3-1<br>1B                    |                                  | 2-0<br>1B                     |                                  | 4-2<br>BB                    |                                 |                               | 2                                | 0                             | 2                                | 1                            | 1                                | 0                             | 0                                |                              |                                  |                                  |                                    |                                  |        |  |  |  |  |  |
| <b>Inning Stats</b>                                    | R: 0<br>E: 0<br>K: 0<br>S: 9 | H: 0<br>LOB: 0<br>BB: 0<br>P: 12 | R: 0<br>E: 0<br>K: 0<br>S: 5 | H: 1<br>LOB: 1<br>BB: 1<br>P: 11 | R: 0<br>E: 0<br>K: 1<br>S: 14 | H: 2<br>LOB: 2<br>BB: 0<br>P: 22 | R: 0<br>E: 0<br>K: 0<br>S: 7 | H: 1<br>LOB: 1<br>BB: 0<br>P: 9 | R: 2<br>E: 0<br>K: 0<br>S: 12 | H: 3<br>LOB: 0<br>BB: 0<br>P: 23 | R: 0<br>E: 0<br>K: 1<br>S: 10 | H: 1<br>LOB: 1<br>BB: 0<br>P: 15 | R: 0<br>E: 0<br>K: 1<br>S: 9 | H: 0<br>LOB: 1<br>BB: 2<br>P: 19 | R: 0<br>E: 0<br>K: 3<br>S: 11 | H: 0<br>LOB: 0<br>BB: 0<br>P: 15 | R: 0<br>E: 0<br>K: 1<br>S: 9 | H: 1<br>LOB: 1<br>BB: 0<br>P: 12 | 1B: 8<br>2B: 1<br>3B: 0<br>HR: 0 | SF: 0<br>SAC: 0<br>DP: 3<br>HBP: 0 | WP: 1<br>PB: 0<br>SB: 1<br>CS: 0 | PA: 35 |  |  |  |  |  |
| <b>PITCHER</b>   | IP                           | WLS                              | BF                           | H                                | R                             | ER                               | SO                           | BB                              | IBB                           | HBP                              | BLK                           | WP                               | HR                           | S                                | P                             | ERA                              | WHIP                         |                                  |                                  |                                    |                                  |        |  |  |  |  |  |
| Jason Johnson, R (1, 1)<br>ERA: 3.3                    | 6.0                          | W                                | 24                           | 8                                | 2                             | 2                                | 2                            | 1                               | 0                             | 0                                | 0                             | 1                                | 0                            | 57                               | 92                            | 3.00                             | 1.500                        |                                  |                                  |                                    |                                  |        |  |  |  |  |  |
| B.J. Ryan, L (7, 1)<br>ERA: 5.17                       | 0.1                          |                                  | 3                            | 0                                | 0                             | 0                                | 1                            | 2                               | 0                             | 0                                | 0                             | 0                                | 0                            | 8                                | 18                            | 0.00                             | 6.000                        |                                  |                                  |                                    |                                  |        |  |  |  |  |  |
| Rick Bauer, R (7, 1)<br>ERA: 4.71                      | 1.2                          | H                                | 4                            | 0                                | 0                             | 0                                | 3                            | 0                               | 0                             | 0                                | 0                             | 0                                | 0                            | 12                               | 16                            | 0.00                             | 0.000                        |                                  |                                  |                                    |                                  |        |  |  |  |  |  |
| Buddy Groom, L (9, 1)<br>ERA: 6.06                     | 1.0                          |                                  | 4                            | 1                                | 0                             | 0                                | 1                            | 0                               | 0                             | 0                                | 0                             | 0                                | 0                            | 9                                | 12                            | 0.00                             | 1.000                        |                                  |                                  |                                    |                                  |        |  |  |  |  |  |

Anaheim Angels @ Baltimore Orioles  
 Oriole Park at Camden Yards, Baltimore, MD  
 Wed May 28, 2003, 7:05 PM EDT  
 Att: 20,366 - Cloudy - 67 F

AB 32  
 R 2  
 H 9  
 RBI 1  
 BB 3  
 SO 7  
 LOB 11



| Batter  | 1                             | 2                                | 3                             | 4                                | 5                            | 6                                | 7                             | 8                                | 9                             | AB                               | R                             | H                                | RBI                           | BB                               | SO                            | LOB                              | BOTTOM                           |                                    |                                  |        |  |  |  |  |  |  |  |
|---|-------------------------------|----------------------------------|-------------------------------|----------------------------------|------------------------------|----------------------------------|-------------------------------|----------------------------------|-------------------------------|----------------------------------|-------------------------------|----------------------------------|-------------------------------|----------------------------------|-------------------------------|----------------------------------|----------------------------------|------------------------------------|----------------------------------|--------|--|--|--|--|--|--|--|
| 1 Brian Roberts, S (1, 4)<br>OBP: 0.417, SLG: 0.667 | K                             |                                  |                               | 1-2<br>F8                        |                              | 0-0<br>G6-3                      |                               | 0-3<br>K                         |                               | 5                                | 1                             | 1                                | 4                             | 0                                | 2                             | 0                                |                                  |                                    |                                  |        |  |  |  |  |  |  |  |
| 6 Melvin Mora, R (1, 7)<br>OBP: 0.482, SLG: 0.599   |                               | 1-1<br>HR                        |                               | 1-2<br>2B                        |                              | 4-2<br>S<br>1B                   |                               | 2-0<br>1B                        |                               | 3                                | 1                             | 3                                | 0                             | 2                                | 0                             | 0                                |                                  |                                    |                                  |        |  |  |  |  |  |  |  |
| David Segui, S (1, 10)<br>OBP: 0.380, SLG: 0.433    | 1-1<br>F7                     | 1-0<br>L6                        |                               | 3-2<br>G3-1                      |                              | 3-2<br>1B                        |                               | 3-2<br>1B                        |                               | 5                                | 0                             | 2                                | 1                             | 0                                | 0                             | 3                                |                                  |                                    |                                  |        |  |  |  |  |  |  |  |
| Jeff Conine, R (1, 3)<br>OBP: 0.347, SLG: 0.444     | 1-2<br>F9                     |                                  | 0-0<br>G4-6-3<br>2B           |                                  | 0-1<br>F9                    | 1-2<br>1B                        |                               | 1-2<br>P4                        |                               | 5                                | 0                             | 2                                | 0                             | 0                                | 0                             | 3                                |                                  |                                    |                                  |        |  |  |  |  |  |  |  |
| 31 Jay Gibbons, L (1, 9)<br>OBP: 0.349, SLG: 0.466  |                               | 2-1<br>SH1-3<br>1B               | 4-1<br>G4-6-3<br>BB           |                                  | 0-2<br>F8                    | 3-1<br>G3                        |                               | 3-2<br>F8                        |                               | 4                                | 1                             | 1                                | 0                             | 1                                | 0                             | 4                                |                                  |                                    |                                  |        |  |  |  |  |  |  |  |
| Tony Batista, R (1, 5)<br>OBP: 0.314, SLG: 0.430    | 1-1<br>E6<br>1 HR             | 2-2<br>G4-6-3                    |                               | 2-1<br>1B                        |                              | 1-3<br>K                         |                               |                                  |                               | 4                                | 1                             | 1                                | 0                             | 0                                | 1                             | 3                                |                                  |                                    |                                  |        |  |  |  |  |  |  |  |
| Luis Matos, R (1, 8)<br>OBP: 0.455, SLG: 0.818      | 1-1<br>SH1-3                  | 2-3<br>K                         |                               | 0-2<br>1B                        |                              | 0-2<br>E<br>CS<br>2B             |                               |                                  |                               | 3                                | 0                             | 2                                | 0                             | 0                                | 1                             | 1                                |                                  |                                    |                                  |        |  |  |  |  |  |  |  |
| Deivi Cruz, R (1, 6)<br>OBP: 0.225, SLG: 0.331      | 1-1<br>G2-3                   |                                  |                               | 0-0<br>HR                        | 0-2<br>P4                    | 1-0<br>E5<br>CS                  |                               |                                  |                               | 4                                | 1                             | 1                                | 1                             | 0                                | 0                             | 5                                |                                  |                                    |                                  |        |  |  |  |  |  |  |  |
| Geronimo Gil, R (1, 2)<br>OBP: 0.347, SLG: 0.349    | 4-2<br>1 HR                   |                                  |                               | 0-1<br>G6-3                      |                              | 0-1<br>G5-3                      | 3-2<br>G1-3                   |                                  |                               | 3                                | 1                             | 0                                | 0                             | 1                                | 0                             | 2                                |                                  |                                    |                                  |        |  |  |  |  |  |  |  |
| <b>Inning Stats</b>                                 | R: 0<br>E: 0<br>K: 1<br>S: 12 | H: 3<br>LOB: 1<br>BB: 1<br>P: 19 | R: 4<br>E: 1<br>K: 0<br>S: 13 | H: 3<br>LOB: 1<br>BB: 1<br>P: 27 | R: 0<br>E: 0<br>K: 1<br>S: 8 | H: 1<br>LOB: 1<br>BB: 1<br>P: 16 | R: 1<br>E: 0<br>K: 0<br>S: 16 | H: 2<br>LOB: 0<br>BB: 0<br>P: 21 | R: 0<br>E: 0<br>K: 0<br>S: 13 | H: 2<br>LOB: 2<br>BB: 0<br>P: 15 | R: 1<br>E: 0<br>K: 0<br>S: 17 | H: 2<br>LOB: 2<br>BB: 1<br>P: 28 | R: 0<br>E: 1<br>K: 1<br>S: 11 | H: 1<br>LOB: 1<br>BB: 0<br>P: 16 | R: 0<br>E: 0<br>K: 1<br>S: 17 | H: 2<br>LOB: 2<br>BB: 0<br>P: 27 | 1B: 8<br>2B: 3<br>3B: 0<br>HR: 2 | SF: 0<br>SAC: 1<br>DP: 1<br>HBP: 0 | WP: 0<br>PB: 0<br>SB: 1<br>CS: 2 | PA: 41 |  |  |  |  |  |  |  |
| <b>PITCHER</b>                                      | IP                            | WLS                              | BF                            | H                                | R                            | ER                               | SO                            | BB                               | IBB                           | HBP                              | BLK                           | WP                               | HR                            | S                                | P                             | ERA                              | WHIP                             |                                    |                                  |        |  |  |  |  |  |  |  |
| Ramon Ortiz, R (1, 1)<br>ERA: 5.2                   | 5.2                           | L                                | 30                            | 9                                | 6                            | 2                                | 2                             | 4                                | 0                             | 0                                | 0                             | 0                                | 0                             | 74                               | 117                           | 3.18                             | 2.294                            |                                    |                                  |        |  |  |  |  |  |  |  |
| 62 Scot Shields, R (6, 1)<br>ERA: 1.44              | 2.0                           |                                  | 10                            | 4                                | 0                            | 0                                | 2                             | 0                                | 0                             | 0                                | 0                             | 0                                | 0                             | 30                               | 46                            | 0.00                             | 2.000                            |                                    |                                  |        |  |  |  |  |  |  |  |
| Scott Schoeneweis, L (8, 1)<br>ERA: 4.41            | 0.1                           |                                  | 1                             | 0                                | 0                            | 0                                | 0                             | 0                                | 0                             | 0                                | 0                             | 0                                | 0                             | 3                                | 6                             | 0.00                             | 0.000                            |                                    |                                  |        |  |  |  |  |  |  |  |

Anaheim Angels @ Baltimore Orioles  
 Oriole Park at Camden Yards, Baltimore, MD  
 Wed May 28, 2003, 7:05 PM EDT  
 Att: 20,366 - Cloudy - 67 F

AB 36  
 R 6  
 H 13  
 RBI 6  
 BB 4  
 SO 4  
 LOB 21





| Batter  | 1   | 2   | 3   | 4                                | 5                            | 6                                | 7                            | 8                                | 9                            | AB                               | R                             | H                                | RBI                          | BB                               | SO                           | LOB                              | TOP                          |                                  |                                  |                                    |                         |        |
|---|---|---|---|----------------------------------|------------------------------|----------------------------------|------------------------------|----------------------------------|------------------------------|----------------------------------|-------------------------------|----------------------------------|------------------------------|----------------------------------|------------------------------|----------------------------------|------------------------------|----------------------------------|----------------------------------|------------------------------------|-------------------------|--------|
| David Eckstein, R<br>OBP: 0.341, SLG: 0.340<br>(1, 6)   | 1-2<br>1B<br>BLK<br>E<br>1B   | 2-2<br>HBP  |   |                                  | 2-2<br>G6-3                  |                                  | 0-1<br>SH1-3                 |                                  |                              | 2                                | 1                             | 1                                | 0                            | 0                                | 0                            | 0                                |                              |                                  |                                  |                                    |                         |        |
| Jeff DaVanon, S<br>OBP: 0.360, SLG: 0.465<br>(1, 9)   | 1-1<br>WP<br>16<br>1B   | 3-3<br>HBP  |   |                                  | 1-1<br>1B                    |                                  | 1-1<br>CS                    |                                  |                              | 4                                | 1                             | 3                                | 0                            | 0                                | 1                            | 1                                |                              |                                  |                                  |                                    |                         |        |
| Troy Glaus, R<br>OBP: 0.389, SLG: 0.578<br>(1, 5)   | 2-3<br>K  |   |   |                                  | 1-2<br>F8                    |                                  | 3-3<br>K                     |                                  |                              | 4                                | 0                             | 0                                | 0                            | 0                                | 3                            | 4                                |                              |                                  |                                  |                                    |                         |        |
| 16 Garret Anderson, L<br>OBP: 0.335, SLG: 0.527<br>(1, 7)                                       | 0-0<br>1B<br>3-H<br>1B  |   |   |                                  | 1-0<br>G6-3                  |                                  | 3-3<br>K                     |                                  | 2-1<br>G4-3                  | 4                                | 0                             | 1                                | 1                            | 0                                | 1                            | 0                                |                              |                                  |                                  |                                    |                         |        |
| Brad Fullmer, L<br>OBP: 0.389, SLG: 0.443<br>(8, PH)<br>Tim Salmon, R<br>OBP: 0.380, SLG: 0.478 | 3-0<br>P6   |   |   |                                  | 2-3<br>K                     |                                  | 4-2<br>BB<br>1B<br>BB        |                                  | 2-2<br>P4                    | 2                                | 0                             | 0                                | 0                            | 1                                | 1                            | 1                                |                              |                                  |                                  |                                    |                         |        |
| Scott Spiezio, S<br>OBP: 0.309, SLG: 0.396<br>(1, 3)  | 3-2<br>FC6-4<br>1B  |   |   |                                  | 2-1<br>G6-3                  |                                  | 4-1<br>1B<br>BB              |                                  | 1-0<br>P5                    | 3                                | 0                             | 1                                | 0                            | 1                                | 0                            | 0                                |                              |                                  |                                  |                                    |                         |        |
| Bengie Molina, R<br>OBP: 0.304, SLG: 0.373<br>(1, 2)  | 0-2<br>FC6-4<br>1-2   |   |   |                                  | 1-2<br>P3                    |                                  | 3-2<br>FC4<br>1B             |                                  | 3-3<br>K                     | 4                                | 0                             | 1                                | 0                            | 0                                | 1                            | 2                                |                              |                                  |                                  |                                    |                         |        |
| Adam Kennedy, L<br>OBP: 0.328, SLG: 0.362<br>(1, 4)   |   |   |   |                                  | 3-0<br>P6                    |                                  | 1-2<br>FC4<br>1-2            |                                  | 1-0<br>F7                    | 2                                | 4                             | 0                                | 0                            | 0                                | 1                            | 2                                |                              |                                  |                                  |                                    |                         |        |
| Eric Owens, R<br>OBP: 0.257, SLG: 0.240<br>(1, 8)   |   |   |   |                                  | 2-1<br>G4-3                  |                                  | 0-0<br>F9                    |                                  | 1-0<br>SH1-3<br>CS<br>1B     | 3                                | 4                             | 0                                | 1                            | 0                                | 0                            | 0                                |                              |                                  |                                  |                                    |                         |        |
| <b>Inning Stats</b>   | R: 2<br>E: 0<br>K: 1<br>S: 16   | H: 4<br>LOB: 2<br>BB: 0<br>P: 26  | R: 0<br>E: 0<br>K: 2<br>S: 11   | H: 0<br>LOB: 1<br>BB: 0<br>P: 19 | R: 0<br>E: 0<br>K: 1<br>S: 9 | H: 0<br>LOB: 0<br>BB: 0<br>P: 13 | R: 0<br>E: 0<br>K: 0<br>S: 6 | H: 0<br>LOB: 0<br>BB: 0<br>P: 12 | R: 0<br>E: 0<br>K: 1<br>S: 9 | H: 1<br>LOB: 1<br>BB: 0<br>P: 13 | R: 0<br>E: 0<br>K: 1<br>S: 14 | H: 1<br>LOB: 2<br>BB: 2<br>P: 29 | R: 0<br>E: 0<br>K: 1<br>S: 8 | H: 2<br>LOB: 1<br>BB: 0<br>P: 13 | R: 0<br>E: 0<br>K: 0<br>S: 6 | H: 0<br>LOB: 0<br>BB: 0<br>P: 11 | R: 0<br>E: 0<br>K: 1<br>S: 9 | H: 0<br>LOB: 0<br>BB: 0<br>P: 13 | 1B: 8<br>2B: 0<br>3B: 0<br>HR: 0 | SF: 0<br>SAC: 1<br>DP: 0<br>HBP: 1 | WP: 2<br>PB: 0<br>CS: 0 | PA: 36 |
| <b>PITCHER</b>  | IP<br>WLS<br>BF<br>H<br>R<br>ER<br>SO<br>BB<br>IBB<br>HBP<br>BLK<br>WP<br>HR<br>S<br>P<br>ERA<br>WHIP | IP<br>WLS<br>BF<br>H<br>R<br>ER<br>SO<br>BB<br>IBB<br>HBP<br>BLK<br>WP<br>HR<br>S<br>P<br>ERA<br>WHIP |   |                                  |                              |                                  |                              |                                  |                              |                                  |                               |                                  |                              |                                  |                              |                                  |                              |                                  |                                  |                                    |                         |        |
| Victor Zambrano, R<br>ERA: 5.7<br>(1, 1)  | 5.2<br>L<br>25<br>6<br>2<br>2<br>6<br>2<br>0<br>1<br>1<br>1<br>0<br>62<br>108<br>3.18<br>1.412        | 2.1<br>8<br>2<br>0<br>0<br>1<br>0<br>0<br>0<br>0<br>0<br>0<br>0<br>17<br>28<br>0.00<br>0.857          | 1.0<br>3<br>0<br>0<br>0<br>1<br>0<br>0<br>0<br>0<br>0<br>0<br>0<br>9<br>13<br>0.00<br>0.000 |                                  |                              |                                  |                              |                                  |                              |                                  |                               |                                  |                              |                                  |                              |                                  |                              |                                  |                                  |                                    |                         |        |

Anaheim Angels @ Tampa Bay Devil Rays  
Tropicana Field, St. Petersburg, FL  
Thu May 29 2003, 7:15 PM EDT  
Att. 8,876 - Dome - 72 F


AB 32  
R 2  
H 8  
RBI 1  
BB 2  
SO 8  
LOB 10




| Batter  | 1   | 2   | 3  | 4                                | 5                            | 6                                | 7                                 | 8                                | 9                             | AB                               | R                            | H                               | RBI                           | BB                               | SO                            | LOB                              | BOTTOM                       |                                  |                                  |                                    |                                  |        |
|---|---|---|--|----------------------------------|------------------------------|----------------------------------|-----------------------------------|----------------------------------|-------------------------------|----------------------------------|------------------------------|---------------------------------|-------------------------------|----------------------------------|-------------------------------|----------------------------------|------------------------------|----------------------------------|----------------------------------|------------------------------------|----------------------------------|--------|
| Julio Lugo, R<br>OBP: 0.319, SLG: 0.295<br>(1, 6)   | 2-2<br>G4-6-3<br>1B   |   |  |                                  | 2-1<br>P6                    |                                  | 2-1<br>5 WP<br>HBP                |                                  | 0-3<br>K                      | 3                                | 0                            | 1                               | 0                             | 1                                | 1                             | 2                                |                              |                                  |                                  |                                    |                                  |        |
| 5 Rocco Baldelli, R<br>OBP: 0.364, SLG: 0.474<br>(1, 8)   | 0-0<br>F9   |   |  |                                  | 0-2<br>F8                    |                                  | 1-2<br>F8                         |                                  | 0-3<br>K                      | 5                                | 0                            | 1                               | 0                             | 0                                | 1                             | 5                                |                              |                                  |                                  |                                    |                                  |        |
| Aubrey Huff, L<br>OBP: 0.359, SLG: 0.588<br>(1, 10)<br>Jason Tyner, L<br>OBP: 0.400, SLG: 0.500<br>(6, PR)          | 0-0<br>G4-6-3<br>1-2  |   |  |                                  | 2-0<br>P6                    |                                  | 2-2<br>G3                         |                                  | 1-2<br>1B<br>G3<br>2B         | 4                                | 0                            | 1                               | 0                             | 0                                | 0                             | 3                                |                              |                                  |                                  |                                    |                                  |        |
| Toby Hall, R<br>OBP: 0.297, SLG: 0.338<br>(8, PR)<br>Marlon Anderson, L<br>OBP: 0.347, SLG: 0.355<br>(9, 4)         |   |   |  |                                  | 0-2<br>G6-3<br>1B            |                                  | 1-2<br>F9                         |                                  | 0-2<br>G3<br>1B               | 4                                | 0                            | 2                               | 0                             | 0                                | 0                             | 0                                |                              |                                  |                                  |                                    |                                  |        |
| Ben Griever, L<br>OBP: 0.378, SLG: 0.424<br>(1, 9)  |   |   |  |                                  | 4-2<br>G6-3<br>1B            |                                  | 0-0<br>F9                         |                                  | 0-0<br>G3                     | 2                                | 0                            | 0                               | 1                             | 1                                | 0                             | 2                                |                              |                                  |                                  |                                    |                                  |        |
| Damion Easley, R<br>OBP: 0.373, SLG: 0.240<br>(8, PH)<br>Travis Lee, L<br>OBP: 0.341, SLG: 0.411<br>(9, 3)          | 0-1<br>F9   |   |  |                                  | 2-2<br>G6-3                  |                                  | 0-0<br>P6                         |                                  | 1-2<br>3-H<br>2-3<br>K        | 3                                | 0                            | 0                               | 0                             | 0                                | 0                             | 3                                |                              |                                  |                                  |                                    |                                  |        |
| 18 Jared Sandberg, R<br>OBP: 0.340, SLG: 0.457<br>(8, PH)<br>Javier Valentin, S<br>OBP: 0.276, SLG: 0.382<br>(9, 2) | 3-3<br>K  |   |  |                                  | 0-0<br>F8                    |                                  | 2-1<br>F8                         |                                  | 0-0<br>F9                     | 3                                | 0                            | 0                               | 0                             | 0                                | 1                             | 3                                |                              |                                  |                                  |                                    |                                  |        |
| Terry Shumpert, R<br>OBP: 0.283, SLG: 0.438<br>(9, 5)<br>Al Martin, L<br>OBP: 0.322, SLG: 0.342<br>(9, PH)          |   |   |  |                                  | 0-1<br>G5-3                  |                                  | 2-1<br>13 FC1-6<br>1B             |                                  | 4-1<br>5 WP<br>HBP<br>BB      | 2                                | 0                            | 1                               | 0                             | 1                                | 0                             | 0                                |                              |                                  |                                  |                                    |                                  |        |
| 13 Carl Crawford, L<br>OBP: 0.292, SLG: 0.335<br>(1, 7)   |   |   |  |                                  | 0-3<br>K                     |                                  | 0-0<br>FC1-6<br>1B<br>5 WP<br>1-2 |                                  | 2-3<br>K                      | 4                                | 0                            | 0                               | 0                             | 0                                | 2                             | 3                                |                              |                                  |                                  |                                    |                                  |        |
| <b>Inning Stats</b>   | R: 0<br>E: 0<br>K: 0<br>S: 5  | H: 1<br>LOB: 0<br>BB: 0<br>P: 7   | R: 0<br>E: 0<br>K: 1<br>S: 9   | H: 0<br>LOB: 1<br>BB: 0<br>P: 13 | R: 0<br>E: 0<br>K: 1<br>S: 9 | H: 0<br>LOB: 1<br>BB: 1<br>P: 13 | R: 0<br>E: 0<br>K: 0<br>S: 11     | H: 1<br>LOB: 2<br>BB: 1<br>P: 19 | R: 0<br>E: 0<br>K: 0<br>S: 10 | H: 2<br>LOB: 2<br>BB: 0<br>P: 17 | R: 0<br>E: 0<br>K: 0<br>S: 7 | H: 0<br>LOB: 0<br>BB: 0<br>P: 8 | R: 0<br>E: 0<br>K: 1<br>S: 10 | H: 0<br>LOB: 2<br>BB: 1<br>P: 21 | R: 1<br>E: 0<br>K: 1<br>S: 11 | H: 2<br>LOB: 2<br>BB: 0<br>P: 14 | R: 0<br>E: 0<br>K: 2<br>S: 8 | H: 0<br>LOB: 1<br>BB: 1<br>P: 12 | 1B: 5<br>2B: 1<br>3B: 0<br>HR: 0 | SF: 0<br>SAC: 0<br>DP: 1<br>HBP: 2 | WP: 2<br>PB: 0<br>SB: 1<br>CS: 0 | PA: 38 |
| <b>PITCHER</b>  | IP<br>WLS<br>BF<br>H<br>R<br>ER<br>SO<br>BB<br>IBB<br>HBP<br>BLK<br>WP<br>HR<br>S<br>P<br>ERA<br>WHIP | IP<br>WLS<br>BF<br>H<br>R<br>ER<br>SO<br>BB<br>IBB<br>HBP<br>BLK<br>WP<br>HR<br>S<br>P<br>ERA<br>WHIP |  |                                  |                              |                                  |                                   |                                  |                               |                                  |                              |                                 |                               |                                  |                               |                                  |                              |                                  |                                  |                                    |                                  |        |
| Jarrod Washburn, L<br>ERA: 3.22<br>(7, 1)   | 0.1<br>H<br>3<br>2<br>1<br>1<br>0<br>0<br>0<br>0<br>0<br>0<br>0<br>9<br>11<br>27.00<br>6.000          | 0.1<br>H<br>1<br>0<br>0<br>0<br>0<br>0<br>0<br>0<br>0<br>0<br>0<br>1<br>1<br>0.00<br>0.000            | 1.2<br>S<br>6<br>0<br>0<br>0<br>3<br>1<br>0<br>0<br>0<br>0<br>0<br>12<br>18<br>0.00<br>0.600 |                                  |                              |                                  |                                   |                                  |                               |                                  |                              |                                 |                               |                                  |                               |                                  |                              |                                  |                                  |                                    |                                  |        |


Anaheim Angels @ Tampa Bay Devil Rays  
Tropicana Field, St. Petersburg, FL  
Thu May 29 2003, 7:15 PM EDT  
Att. 8,876 - Dome - 72 F

AB 32  
R 1  
H 6  
RBI 1  
BB 4  
SO 6  
LOB 25





| Batter   | 1   | 2   | 3  | 4  | 5                            | 6                                | 7                            | 8                                | 9                             | AB                               | R                            | H                                | RBI                           | BB                               | SO                            | LOB                              | TOP   |                                    |                                  |        |
|--|---|---|--|--|------------------------------|----------------------------------|------------------------------|----------------------------------|-------------------------------|----------------------------------|------------------------------|----------------------------------|-------------------------------|----------------------------------|-------------------------------|----------------------------------|---|------------------------------------|----------------------------------|--------|
| David Eckstein, R (1, 6)<br>OBP: 0.333, SLG: 0.332     | F9  | K   |  |  |                              | G6-3                             | K                            |                                  | F8                            | 5                                | 0                            | 0                                | 0                             | 0                                | 2                             | 2                                | <b>Anaheim Angels @ Tampa Bay Devil Rays</b><br>Tropicana Field, St. Petersburg, FL<br>Fri May 30 2003, 7:15 PM EDT<br>Att. 9,574 - Dome - 72 F |                                    |                                  |        |
| Jeff DaVanon, S (1, 8)<br>OBP: 0.375, SLG: 0.452       | G4-3  |   |  |  |                              | F7                               |                              | 16 FC4-6 1B                      |                               | 2                                | 1                            | 0                                | 0                             | 3                                | 0                             | 0                                |   |                                    |                                  |        |
| Tim Salmon, R (1, 9)<br>OBP: 0.386, SLG: 0.484         |   |   |  |  |                              | F7                               |                              | 16 FC4-6 1B                      |                               | 4                                | 1                            | 2                                | 0                             | 0                                | 0                             | 3                                |   |                                    |                                  |        |
| 16 Garret Anderson, L (1, 7)<br>OBP: 0.329, SLG: 0.517 | G4-3  |   |  |  |                              | F8                               |                              |                                  |                               | 4                                | 0                            | 0                                | 0                             | 0                                | 0                             | 5                                |   |                                    |                                  |        |
| Troy Glaus, R (1, 5)<br>OBP: 0.391, SLG: 0.571         |   |   |  |  |                              | G6-3                             |                              |                                  |                               | 2                                | 0                            | 0                                | 1                             | 2                                | 0                             | 2                                |   |                                    |                                  |        |
| Brad Fullmer, L (1, 10)<br>OBP: 0.380, SLG: 0.431      |   |   |  |  |                              | G4-3                             |                              |                                  |                               | 4                                | 1                            | 0                                | 1                             | 0                                | 1                             | 3                                |   |                                    |                                  |        |
| Scott Spiezio, S (1, 3)<br>OBP: 0.314, SLG: 0.399      |   |   |  |  |                              | G3-1                             |                              |                                  |                               | 4                                | 2                            | 2                                | 0                             | 0                                | 0                             | 1                                |   |                                    |                                  |        |
| Bengie Molina, R (1, 2)<br>OBP: 0.302, SLG: 0.370      |   |   |  |  |                              | G3-1                             |                              |                                  |                               | 4                                | 0                            | 1                                | 1                             | 0                                | 2                             | 2                                |   |                                    |                                  |        |
| Benji Gil, R (9, PR)<br>OBP: 0.196, SLG: 0.182         |   |   |  |  |                              | K2-3                             |                              |                                  |                               | 0                                | 0                            | 0                                | 0                             | 0                                | 0                             | 0                                |   |                                    |                                  |        |
| Adam Kennedy, L (1, 4)<br>OBP: 0.333, SLG: 0.387       |   |   |  |  |                              | G3                               |                              |                                  |                               | 3                                | 1                            | 1                                | 3                             | 1                                | 1                             | 1                                |    |                                    |                                  |        |
| <b>Inning Stats</b>                                    | R: 0<br>E: 0<br>K: 0<br>S: 9                          | H: 0<br>LOB: 1<br>BB: 0<br>P: 15              | R: 3<br>E: 0<br>K: 1<br>S: 11                | H: 2<br>LOB: 0<br>BB: 1<br>P: 22               | R: 0<br>E: 0<br>K: 0<br>S: 5 | H: 0<br>LOB: 1<br>BB: 1<br>P: 13 | R: 0<br>E: 0<br>K: 1<br>S: 6 | H: 0<br>LOB: 0<br>BB: 0<br>P: 10 | R: 0<br>E: 0<br>K: 0<br>S: 10 | H: 1<br>LOB: 1<br>BB: 1<br>P: 12 | R: 1<br>E: 0<br>K: 2<br>S: 9 | H: 0<br>LOB: 1<br>BB: 1<br>P: 15 | R: 1<br>E: 0<br>K: 1<br>S: 12 | H: 1<br>LOB: 1<br>BB: 1<br>P: 21 | R: 1<br>E: 1<br>K: 1<br>S: 15 | H: 2<br>LOB: 2<br>BB: 1<br>P: 26 | 1B: 4<br>2B: 2<br>3B: 0<br>HR: 1  | SF: 0<br>SAC: 0<br>DP: 1<br>HBP: 1 | WP: 0<br>PB: 0<br>SB: 0<br>CS: 1 | PA: 39 |
| <b>PITCHER</b>   | IP WLS BF H R ER SO BB IBB HBP BLK WP HR S P ERA WHIP | 6.0 W 25 3 4 4 2 3 0 1 0 0 1 50 89 6.00 1.000 | 2.0 H 8 1 1 1 3 2 0 0 0 0 0 21 36 4.50 1.500 | 1.0 S 6 2 1 0 1 1 0 0 0 0 0 0 15 26 0.00 3.000 |                              |                                  |                              |                                  |                               |                                  |                              |                                  |                               |                                  |                               |                                  |   |                                    |                                  |        |

| Batter  | 1   | 2   | 3  | 4   | 5                            | 6                               | 7                             | 8                                | 9                            | AB                              | R                             | H                                | RBI                           | BB                               | SO                           | LOB                              | BOTTOM  |                                    |                                  |        |
|---|---|---|--|---|------------------------------|---------------------------------|-------------------------------|----------------------------------|------------------------------|---------------------------------|-------------------------------|----------------------------------|-------------------------------|----------------------------------|------------------------------|----------------------------------|---|------------------------------------|----------------------------------|--------|
| Marlon Anderson, L (1, 4)<br>OBP: 0.337, SLG: 0.344   | K   |   |  |   |                              | P2                              |                               | G3-1                             |                              | 5                               | 0                             | 0                                | 0                             | 0                                | 1                            | 3                                | <b>Anaheim Angels @ Tampa Bay Devil Rays</b><br>Tropicana Field, St. Petersburg, FL<br>Fri May 30 2003, 7:15 PM EDT<br>Att. 9,574 - Dome - 72 F |                                    |                                  |        |
| Julio Lugo, R (1, 6)<br>OBP: 0.323, SLG: 0.300        | K   |   |  |   |                              | F8                              |                               |                                  |                              | 5                               | 1                             | 2                                | 0                             | 0                                | 2                            | 1                                |   |                                    |                                  |        |
| Aubrey Huff, L (1, 10)<br>OBP: 0.355, SLG: 0.579      | K   |   |  |   |                              | G6-3                            |                               |                                  |                              | 5                               | 1                             | 1                                | 0                             | 0                                | 2                            | 1                                |   |                                    |                                  |        |
| Ben Grieve, L (1, 9)<br>OBP: 0.407, SLG: 0.441        |   |   |  |   |                              |                                 |                               |                                  |                              | 2                               | 3                             | 2                                | 0                             | 2                                | 0                            | 0                                |   |                                    |                                  |        |
| 5 Rocco Baldelli, R (7, PR)<br>OBP: 0.394, SLG: 0.474 |   |   |  |   |                              |                                 |                               |                                  |                              | 0                               | 1                             | 0                                | 0                             | 0                                | 0                            | 0                                |   |                                    |                                  |        |
| Al Martin, L (1, 7)<br>OBP: 0.331, SLG: 0.359         |   |   |  |   |                              |                                 |                               |                                  |                              | 3                               | 1                             | 2                                | 0                             | 0                                | 1                            | 1                                |   |                                    |                                  |        |
| Terry Shumpert, R (7, PH)<br>OBP: 0.283, SLG: 0.438   |   |   |  |   |                              |                                 |                               |                                  |                              | 0                               | 0                             | 0                                | 0                             | 0                                | 0                            | 0                                |   |                                    |                                  |        |
| Jason Tyner, L (7, PH)<br>OBP: 0.419, SLG: 0.517      |   |   |  |   |                              |                                 |                               |                                  |                              | 1                               | 0                             | 1                                | 2                             | 0                                | 0                            | 0                                |   |                                    |                                  |        |
| Toby Hall, R (1, 2)<br>OBP: 0.296, SLG: 0.333         |   |   |  |   |                              |                                 |                               |                                  |                              | 2                               | 0                             | 0                                | 1                             | 1                                | 0                            | 4                                |   |                                    |                                  |        |
| Travis Lee, L (1, 3)<br>OBP: 0.339, SLG: 0.403        |   |   |  |   |                              |                                 |                               |                                  |                              | 3                               | 1                             | 0                                | 0                             | 1                                | 1                            | 3                                |   |                                    |                                  |        |
| Damon Easley, R (1, 5)<br>OBP: 0.196, SLG: 0.260      |   |   |  |   |                              |                                 |                               |                                  |                              | 4                               | 0                             | 3                                | 3                             | 0                                | 1                            | 2                                |   |                                    |                                  |        |
| 16 Jared Sandberg, R (8, 5)<br>OBP: 0.340, SLG: 0.457 |   |   |  |   |                              |                                 |                               |                                  |                              | 0                               | 0                             | 0                                | 0                             | 0                                | 0                            | 0                                |   |                                    |                                  |        |
| 13 Carl Crawford, L (1, 8)<br>OBP: 0.291, SLG: 0.333  |   |   |  |   |                              |                                 |                               |                                  |                              | 4                               | 0                             | 1                                | 1                             | 0                                | 0                            | 3                                |    |                                    |                                  |        |
| <b>Inning Stats</b>                                   | R: 0<br>E: 0<br>K: 3<br>S: 12                         | H: 0<br>LOB: 0<br>BB: 0<br>P: 15                | R: 1<br>E: 0<br>K: 1<br>S: 15                | H: 2<br>LOB: 2<br>BB: 1<br>P: 24            | R: 0<br>E: 0<br>K: 1<br>S: 5 | H: 0<br>LOB: 0<br>BB: 0<br>P: 6 | R: 1<br>E: 0<br>K: 1<br>S: 11 | H: 2<br>LOB: 0<br>BB: 0<br>P: 15 | R: 0<br>E: 0<br>K: 0<br>S: 5 | H: 1<br>LOB: 1<br>BB: 0<br>P: 8 | R: 3<br>E: 0<br>K: 1<br>S: 17 | H: 3<br>LOB: 2<br>BB: 2<br>P: 27 | R: 3<br>E: 0<br>K: 1<br>S: 16 | H: 3<br>LOB: 2<br>BB: 1<br>P: 23 | R: 0<br>E: 0<br>K: 0<br>S: 7 | H: 1<br>LOB: 1<br>BB: 0<br>P: 12 | 1B: 11<br>2B: 1<br>3B: 0<br>HR: 0   | SF: 1<br>SAC: 0<br>DP: 1<br>HBP: 0 | WP: 0<br>PB: 1<br>SB: 1<br>CS: 0 | PA: 39 |
| <b>PITCHER</b>  | IP WLS BF H R ER SO BB IBB HBP BLK WP HR S P ERA WHIP | 5.2 L 27 8 5 5 7 3 0 0 0 0 0 0 9 13 81.00 9.000 | 0.1 4 2 3 3 0 1 0 0 0 0 0 0 11 14 0.00 1.000 | 1.0 4 1 0 0 1 0 0 0 0 0 0 0 7 12 0.00 1.000 |                              |                                 |                               |                                  |                              |                                 |                               |                                  |                               |                                  |                              |                                  |   |                                    |                                  |        |



| Batter   | 1                             | 2                                | 3                             | 4                                | 5                             | 6                                | 7                             | 8                                | 9                            | AB                               | R                            | H                                | RBI                           | BB                               | SO                           | LOB                              | TOP   |                              |                                 |                                  |                                    |                                  |
|--|-------------------------------|----------------------------------|-------------------------------|----------------------------------|-------------------------------|----------------------------------|-------------------------------|----------------------------------|------------------------------|----------------------------------|------------------------------|----------------------------------|-------------------------------|----------------------------------|------------------------------|----------------------------------|---|------------------------------|---------------------------------|----------------------------------|------------------------------------|----------------------------------|
| David Eckstein, R (1, 6)<br>OBP: 0.332, SLG: 0.327   | F8                            | K2-3                             |                               | SH5-3                            |                               | F9-3                             |                               | HBP                              |                              | 3                                | 0                            | 0                                | 0                             | 0                                | 1                            | 3                                | Anaheim Angels @ Tampa Bay Devil Rays<br>Tropicana Field, St. Petersburg, FL<br>Sat May 31 2003, 6:15 PM EDT<br>Att: 14,546 - Dome - 72 F |                              |                                 |                                  |                                    |                                  |
| 9 Chone Figgins, S (1, 7)<br>OBP: 0.372, SLG: 0.385  | SF8                           |                                  | HBP                           | WP                               |                               | G6-3                             |                               | FC6-4                            |                              | 4                                | 3                            | 2                                | 1                             | 1                                | 0                            | 1                                |   |                              |                                 |                                  |                                    |                                  |
| Tim Salmon, R (1, 9)<br>OBP: 0.393, SLG: 0.486<br>Scott Spiezio, S (7, 3)<br>OBP: 0.317, SLG: 0.399  | SF8                           |                                  | HBP                           | BB                               |                               |                                  |                               | FC3-6                            | FC4-6                        | 1                                | 1                            | 1                                | 1                             | 1                                | 0                            | 0                                |   |                              |                                 |                                  |                                    |                                  |
| 16 Garret Anderson, L (1, 10)<br>OBP: 0.330, SLG: 0.519  | G4-3                          |                                  | HBP                           | BB                               |                               |                                  |                               | FC3-6                            | FC4-6                        | 5                                | 0                            | 2                                | 1                             | 0                                | 0                            | 3                                |   |                              |                                 |                                  |                                    |                                  |
| Troy Glaus, R (1, 5)<br>OBP: 0.391, SLG: 0.566   |                               | WP                               | K                             | K                                |                               |                                  |                               | FC3-6                            | G5-3                         | 5                                | 1                            | 2                                | 0                             | 0                                | 2                            | 3                                |   |                              |                                 |                                  |                                    |                                  |
| Shawn Wooten, R (1, 3)<br>OBP: 0.373, SLG: 0.440<br>Jeff Davanon, S (7, 9)<br>OBP: 0.383, SLG: 0.459 | HBP                           |                                  |                               |                                  |                               | G5-3                             |                               | L5                               | G6-4-3                       | 2                                | 0                            | 0                                | 0                             | 1                                | 0                            | 3                                |   |                              |                                 |                                  |                                    |                                  |
| Benji Gil, R (1, 4)<br>OBP: 0.176, SLG: 0.167  | SF7                           |                                  | P4                            |                                  |                               | L9                               |                               | FC3-6                            | G6-4-3                       | 4                                | 0                            | 0                                | 2                             | 0                                | 0                            | 6                                |   |                              |                                 |                                  |                                    |                                  |
| José Molina, R (1, 2)<br>OBP: 0.148, SLG: 0.148  |                               |                                  | K                             |                                  |                               | F8                               |                               | L4                               |                              | 4                                | 0                            | 1                                | 0                             | 0                                | 1                            | 5                                |   |                              |                                 |                                  |                                    |                                  |
| Eric Owens, R (1, 8)<br>OBP: 0.257, SLG: 0.240   | P3                            |                                  |                               | E9                               |                               |                                  |                               | G6-3                             |                              | 4                                | 1                            | 1                                | 0                             | 0                                | 0                            | 2                                |   |                              |                                 |                                  |                                    |                                  |
| <b>Inning Stats</b>  | R: 1<br>E: 0<br>K: 0<br>S: 10 | H: 1<br>LOB: 0<br>BB: 0<br>P: 17 | R: 1<br>E: 0<br>K: 1<br>S: 11 | H: 2<br>LOB: 2<br>BB: 0<br>P: 19 | R: 1<br>E: 0<br>K: 2<br>S: 11 | H: 1<br>LOB: 3<br>BB: 2<br>P: 25 | R: 2<br>E: 1<br>K: 1<br>S: 10 | H: 1<br>LOB: 1<br>BB: 1<br>P: 22 | R: 0<br>E: 0<br>K: 0<br>S: 9 | H: 0<br>LOB: 0<br>BB: 0<br>P: 14 | R: 0<br>E: 0<br>K: 0<br>S: 9 | H: 1<br>LOB: 2<br>BB: 0<br>P: 13 | R: 1<br>E: 0<br>K: 0<br>S: 11 | H: 3<br>LOB: 2<br>BB: 0<br>P: 17 | R: 0<br>E: 0<br>K: 0<br>S: 7 | H: 0<br>LOB: 0<br>BB: 1<br>P: 13 |   | R: 0<br>E: 0<br>K: 0<br>S: 4 | H: 1<br>LOB: 0<br>BB: 0<br>P: 6 | 1B: 8<br>2B: 2<br>3B: 1<br>HR: 0 | SF: 2<br>SAC: 1<br>DP: 2<br>HBP: 3 | WP: 2<br>PB: 0<br>SB: 3<br>CS: 0 |
| <b>PITCHER</b>   | IP                            | WLS                              | BF                            | H                                | R                             | ER                               | SO                            | BB                               | IBB                          | HBP                              | BLK                          | WP                               | HR                            | S                                | P                            | ERA                              | WHIP  |                              |                                 |                                  |                                    |                                  |
| Joe Kennedy, L (1, 1)<br>ERA: 5.88   | 1.0                           | L                                | 4                             | 1                                | 1                             | 1                                | 0                             | 0                                | 0                            | 0                                | 0                            | 0                                | 0                             | 10                               | 17                           | 9.00                             | 1.000   |                              |                                 |                                  |                                    |                                  |
| Nick Bierbrodt, L (2, 1)<br>ERA: 8.13  | 5.0                           |                                  | 25                            | 5                                | 4                             | 3                                | 4                             | 2                                | 1                            | 2                                | 0                            | 2                                | 0                             | 51                               | 93                           | 5.40                             | 1.400   |                              |                                 |                                  |                                    |                                  |
| Mike Venafro, L (7, 1)<br>ERA: 3.45  | 3.0                           |                                  | 14                            | 4                                | 1                             | 1                                | 0                             | 1                                | 0                            | 1                                | 0                            | 0                                | 0                             | 22                               | 36                           | 3.00                             | 1.667   |                              |                                 |                                  |                                    |                                  |

| Batter   | 1                            | 2                                | 3                            | 4                                | 5                            | 6                               | 7                            | 8                                | 9                             | AB                               | R                            | H                                | RBI                          | BB                              | SO                           | LOB                              | BOTTOM  |                               |                                  |                                  |                                    |                                  |
|--|------------------------------|----------------------------------|------------------------------|----------------------------------|------------------------------|---------------------------------|------------------------------|----------------------------------|-------------------------------|----------------------------------|------------------------------|----------------------------------|------------------------------|---------------------------------|------------------------------|----------------------------------|---|-------------------------------|----------------------------------|----------------------------------|------------------------------------|----------------------------------|
| Marlon Anderson, L (1, 4)<br>OBP: 0.330, SLG: 0.335  | F7                           |                                  | G1-3                         |                                  |                              | F9                              |                              | L9                               |                               | 4                                | 0                            | 0                                | 0                            | 0                               | 0                            | 2                                | Anaheim Angels @ Tampa Bay Devil Rays<br>Tropicana Field, St. Petersburg, FL<br>Sat May 31 2003, 6:15 PM EDT<br>Att: 14,546 - Dome - 72 F |                               |                                  |                                  |                                    |                                  |
| Julio Lugo, R (1, 6)<br>OBP: 0.326, SLG: 0.310       |                              |                                  |                              |                                  |                              | G6-3                            |                              | F7                               |                               | 3                                | 0                            | 1                                | 0                            | 1                               | 0                            | 1                                |   |                               |                                  |                                  |                                    |                                  |
| Aubrey Huff, L (1, 10)<br>OBP: 0.353, SLG: 0.573     | F7                           |                                  |                              |                                  |                              | FC4-6                           |                              | G4-3                             |                               | 4                                | 0                            | 1                                | 0                            | 0                               | 0                            | 3                                |   |                               |                                  |                                  |                                    |                                  |
| 5 Rocco Baldelli, R (1, 8)<br>OBP: 0.367, SLG: 0.474 | K                            |                                  |                              |                                  |                              |                                 |                              | F7                               |                               | 4                                | 0                            | 2                                | 0                            | 0                               | 1                            | 1                                |   |                               |                                  |                                  |                                    |                                  |
| Ben Grieve, L (1, 9)<br>OBP: 0.400, SLG: 0.444       |                              | G4-3                             |                              |                                  |                              | P5                              |                              | G5-4-3                           |                               | 4                                | 1                            | 1                                | 0                            | 0                               | 0                            | 4                                |   |                               |                                  |                                  |                                    |                                  |
| Al Martin, L (1, 7)<br>OBP: 0.320, SLG: 0.347        |                              | F8                               |                              |                                  |                              | G4-3                            |                              | G1-3                             |                               | 4                                | 0                            | 0                                | 0                            | 0                               | 0                            | 3                                |   |                               |                                  |                                  |                                    |                                  |
| Travis Lee, L (1, 3)<br>OBP: 0.337, SLG: 0.405       |                              | K                                |                              |                                  |                              | G3-1                            |                              | G4-3                             |                               | 4                                | 0                            | 1                                | 1                            | 0                               | 1                            | 0                                |   |                               |                                  |                                  |                                    |                                  |
| Javier Valentin, S (1, 2)<br>OBP: 0.258, SLG: 0.356  |                              |                                  |                              |                                  |                              | P6                              |                              | F8                               |                               | 4                                | 0                            | 0                                | 0                            | 0                               | 2                            | 1                                |   |                               |                                  |                                  |                                    |                                  |
| Damon Easley, R (1, 5)<br>OBP: 0.210, SLG: 0.272     |                              |                                  |                              |                                  |                              | G3                              |                              |                                  |                               | 3                                | 0                            | 2                                | 0                            | 0                               | 0                            | 0                                |   |                               |                                  |                                  |                                    |                                  |
| <b>Inning Stats</b>                                  | R: 0<br>E: 0<br>K: 1<br>S: 9 | H: 1<br>LOB: 1<br>BB: 0<br>P: 13 | R: 0<br>E: 0<br>K: 1<br>S: 7 | H: 0<br>LOB: 0<br>BB: 0<br>P: 10 | R: 0<br>E: 0<br>K: 0<br>S: 4 | H: 0<br>LOB: 0<br>BB: 0<br>P: 7 | R: 0<br>E: 0<br>K: 0<br>S: 7 | H: 1<br>LOB: 2<br>BB: 1<br>P: 11 | R: 0<br>E: 0<br>K: 1<br>S: 11 | H: 1<br>LOB: 1<br>BB: 0<br>P: 14 | R: 0<br>E: 0<br>K: 0<br>S: 7 | H: 2<br>LOB: 1<br>BB: 0<br>P: 10 | R: 0<br>E: 0<br>K: 1<br>S: 7 | H: 0<br>LOB: 0<br>BB: 0<br>P: 9 | R: 0<br>E: 0<br>K: 0<br>S: 9 | H: 1<br>LOB: 1<br>BB: 0<br>P: 18 |   | R: 1<br>E: 0<br>K: 0<br>S: 12 | H: 2<br>LOB: 1<br>BB: 0<br>P: 18 | 1B: 5<br>2B: 3<br>3B: 0<br>HR: 0 | SF: 0<br>SAC: 0<br>DP: 1<br>HBP: 0 | WP: 0<br>PB: 0<br>SB: 0<br>CS: 0 |
| <b>PITCHER</b>                                       | IP                           | WLS                              | BF                           | H                                | R                            | ER                              | SO                           | BB                               | IBB                           | HBP                              | BLK                          | WP                               | HR                           | S                               | P                            | ERA                              | WHIP  |                               |                                  |                                  |                                    |                                  |
| Kevin Appier, R (1, 1)<br>ERA: 4.75                  | 8.2                          | W                                | 34                           | 8                                | 1                            | 1                               | 4                            | 1                                | 0                             | 0                                | 1                            | 0                                | 0                            | 1                               | 108                          | 1.04                             | 1.038   |                               |                                  |                                  |                                    |                                  |
| Francisco Rodríguez, R (9, 1)<br>ERA: 4.85           | 0.1                          |                                  | 1                            | 0                                | 0                            | 0                               | 0                            | 0                                | 0                             | 0                                | 0                            | 0                                | 0                            | 1                               | 2                            | 0.00                             | 0.000   |                               |                                  |                                  |                                    |                                  |



| Batter   | 1                             | 2                                | 3                            | 4                               | 5                            | 6                                | 7                            | 8                                | 9                            | AB                               | R                             | H                                | RBI                          | BB                               | SO                            | LOB                              | TOP   |                                 |                                  |                                    |                                  |        |  |  |  |  |  |
|--|-------------------------------|----------------------------------|------------------------------|---------------------------------|------------------------------|----------------------------------|------------------------------|----------------------------------|------------------------------|----------------------------------|-------------------------------|----------------------------------|------------------------------|----------------------------------|-------------------------------|----------------------------------|---|---------------------------------|----------------------------------|------------------------------------|----------------------------------|--------|--|--|--|--|--|
| Jeff DaVanon, S<br>OBP: 0.407, SLG: 0.557<br>(1, 8)  | G4-3                          |                                  | HR                           |                                 | HR                           |                                  |                              |                                  |                              | 5                                | 3                             | 4                                | 4                            | 0                                | 0                             | 0                                | Anaheim Angels @ Tampa Bay Devil Rays<br>Tropicana Field, St. Petersburg, FL<br>Sun Jun 01 2003, 1:15 PM EDT<br>Att: 15,313 - Dome - 72 F |                                 |                                  |                                    |                                  |        |  |  |  |  |  |
| Adam Kennedy, L<br>OBP: 0.343, SLG: 0.390<br>(1, 4)  | 1B                            |                                  | BB                           |                                 | F8                           |                                  |                              | E4                               |                              | 4                                | 1                             | 2                                | 0                            | 1                                | 0                             | 2                                |   |                                 |                                  |                                    |                                  |        |  |  |  |  |  |
| Tim Salmon, R<br>Eric Owens, R<br>OBP: 0.393, SLG: 0.481<br>OBP: 0.257, SLG: 0.240<br>(1, 9)<br>(8, 8) | 1B                            |                                  | F8                           |                                 | BB                           |                                  |                              | G6-3                             |                              | 4                                | 1                             | 1                                | 0                            | 1                                | 1                             | 2                                |   |                                 |                                  |                                    |                                  |        |  |  |  |  |  |
| 16 Garret Anderson, L<br>OBP: 0.323, SLG: 0.507<br>(1, 7)  | P5                            |                                  | FC5-4                        |                                 | L5                           |                                  |                              |                                  |                              | 5                                | 0                             | 0                                | 0                            | 0                                | 0                             | 4                                |   |                                 |                                  |                                    |                                  |        |  |  |  |  |  |
| Troy Glaus, R<br>OBP: 0.391, SLG: 0.567<br>(1, 5)  | E9                            |                                  | K                            |                                 |                              |                                  |                              | L8                               |                              | 5                                | 1                             | 2                                | 2                            | 0                                | 1                             | 1                                |   |                                 |                                  |                                    |                                  |        |  |  |  |  |  |
| Brad Fullmer, L<br>OBP: 0.380, SLG: 0.432<br>(1, 10)   | G4-3                          |                                  |                              |                                 | G4-3                         |                                  |                              |                                  |                              | 4                                | 2                             | 1                                | 0                            | 0                                | 0                             | 1                                |   |                                 |                                  |                                    |                                  |        |  |  |  |  |  |
| Scott Spiezio, S<br>OBP: 0.321, SLG: 0.401<br>(1, 3)   |                               |                                  | F8                           |                                 |                              |                                  |                              | G4-3                             |                              | 4                                | 0                             | 2                                | 0                            | 0                                | 0                             | 1                                |   |                                 |                                  |                                    |                                  |        |  |  |  |  |  |
| Bengie Molina, R<br>OBP: 0.295, SLG: 0.364<br>(1, 2)   | G4-3                          |                                  | G4-3                         |                                 | P4                           |                                  |                              | SF9                              |                              | 3                                | 0                             | 0                                | 1                            | 0                                | 1                             | 4                                |   |                                 |                                  |                                    |                                  |        |  |  |  |  |  |
| Benji Gil, R<br>OBP: 0.182, SLG: 0.173<br>(1, 6)   | G4-3                          |                                  |                              |                                 | F8                           |                                  |                              |                                  |                              | 4                                | 1                             | 1                                | 0                            | 0                                | 1                             | 3                                |   |                                 |                                  |                                    |                                  |        |  |  |  |  |  |
| <b>Inning Stats</b>  | R: 2<br>E: 1<br>K: 0<br>S: 13 | H: 3<br>LOB: 1<br>BB: 0<br>P: 18 | R: 0<br>E: 0<br>K: 0<br>S: 4 | H: 0<br>LOB: 0<br>BB: 0<br>P: 7 | R: 1<br>E: 0<br>K: 1<br>S: 8 | H: 1<br>LOB: 1<br>BB: 1<br>P: 16 | R: 0<br>E: 0<br>K: 0<br>S: 9 | H: 1<br>LOB: 0<br>BB: 0<br>P: 13 | R: 1<br>E: 0<br>K: 0<br>S: 8 | H: 1<br>LOB: 1<br>BB: 1<br>P: 19 | R: 2<br>E: 0<br>K: 2<br>S: 24 | H: 3<br>LOB: 2<br>BB: 0<br>P: 37 | R: 0<br>E: 0<br>K: 1<br>S: 8 | H: 0<br>LOB: 0<br>BB: 0<br>P: 10 | R: 3<br>E: 1<br>K: 0<br>S: 15 | H: 4<br>LOB: 1<br>BB: 0<br>P: 22 | R: 0<br>E: 0<br>K: 0<br>S: 5  | H: 0<br>LOB: 0<br>BB: 0<br>P: 7 | 1B: 9<br>2B: 2<br>3B: 0<br>HR: 2 | SF: 1<br>SAC: 0<br>DP: 0<br>HBP: 1 | WP: 0<br>PB: 0<br>SB: 0<br>CS: 1 | PA: 42 |  |  |  |  |  |
| <b>PITCHER</b>   | IP                            | WLS                              | BF                           | H                               | R                            | ER                               | SO                           | BB                               | IBB                          | HBP                              | BLK                           | WP                               | HR                           | S                                | P                             | ERA                              | WHIP  |                                 |                                  |                                    |                                  |        |  |  |  |  |  |
| Carlos Reyes, R<br>ERA: 6.75<br>(1, 1)   | 5.0                           | L                                | 23                           | 7                               | 5                            | 5                                | 1                            | 2                                | 0                            | 0                                | 0                             | 0                                | 2                            | 46                               | 80                            | 9.00                             | 1.800   |                                 |                                  |                                    |                                  |        |  |  |  |  |  |
| Travis Harper, R<br>ERA: 3.29<br>(6, 1)  | 2.2                           |                                  | 14                           | 5                               | 4                            | 2                                | 3                            | 0                                | 0                            | 1                                | 0                             | 0                                | 0                            | 40                               | 55                            | 6.75                             | 1.875   |                                 |                                  |                                    |                                  |        |  |  |  |  |  |
| Al Levine, R<br>ERA: 1.05<br>(8, 1)  | 1.1                           |                                  | 5                            | 1                               | 0                            | 0                                | 0                            | 0                                | 0                            | 0                                | 0                             | 0                                | 0                            | 8                                | 14                            | 0.00                             | 0.750   |                                 |                                  |                                    |                                  |        |  |  |  |  |  |

| Batter   | 1                            | 2                                | 3                             | 4                                | 5                            | 6                                | 7                             | 8                                | 9                             | AB                               | R                            | H                                | RBI                          | BB                               | SO                            | LOB                              | BOTTOM  |                                  |                                  |                                    |                                  |        |  |  |  |  |  |  |
|--|------------------------------|----------------------------------|-------------------------------|----------------------------------|------------------------------|----------------------------------|-------------------------------|----------------------------------|-------------------------------|----------------------------------|------------------------------|----------------------------------|------------------------------|----------------------------------|-------------------------------|----------------------------------|---|----------------------------------|----------------------------------|------------------------------------|----------------------------------|--------|--|--|--|--|--|--|
| 13 Carl Crawford, L<br>OBP: 0.289, SLG: 0.335<br>(1, 7)  | K2-3                         |                                  | F9                            |                                  |                              |                                  |                               |                                  |                               | 5                                | 1                            | 1                                | 1                            | 0                                | 2                             | 1                                | Anaheim Angels @ Tampa Bay Devil Rays<br>Tropicana Field, St. Petersburg, FL<br>Sun Jun 01 2003, 1:15 PM EDT<br>Att: 15,313 - Dome - 72 F |                                  |                                  |                                    |                                  |        |  |  |  |  |  |  |
| 5 Rocco Baldelli, R<br>OBP: 0.363, SLG: 0.468<br>(1, 8)  | G5-3                         |                                  | F9                            |                                  | G4-3                         |                                  |                               |                                  |                               | 5                                | 0                            | 1                                | 1                            | 0                                | 0                             | 1                                |   |                                  |                                  |                                    |                                  |        |  |  |  |  |  |  |
| Aubrey Huff, L<br>OBP: 0.354, SLG: 0.567<br>(1, 9)       | F8                           |                                  | F7                            |                                  | G3-1                         |                                  |                               |                                  |                               | 4                                | 1                            | 1                                | 0                            | 0                                | 0                             | 1                                |   |                                  |                                  |                                    |                                  |        |  |  |  |  |  |  |
| Ben Grieve, L<br>OBP: 0.389, SLG: 0.429<br>(1, 10)       |                              |                                  |                               |                                  | L4                           |                                  |                               |                                  |                               | 5                                | 0                            | 1                                | 0                            | 0                                | 2                             | 3                                |   |                                  |                                  |                                    |                                  |        |  |  |  |  |  |  |
| Travis Lee, L<br>OBP: 0.335, SLG: 0.398<br>(1, 3)        | G4-6-3                       |                                  |                               |                                  | 1B                           |                                  |                               |                                  |                               | 3                                | 0                            | 0                                | 0                            | 1                                | 0                             | 2                                |   |                                  |                                  |                                    |                                  |        |  |  |  |  |  |  |
| Toby Hall, R<br>OBP: 0.312, SLG: 0.376<br>(1, 2)         | 1B                           |                                  |                               |                                  | BB                           |                                  |                               |                                  |                               | 4                                | 1                            | 4                                | 2                            | 0                                | 0                             | 0                                |   |                                  |                                  |                                    |                                  |        |  |  |  |  |  |  |
| Marlon Anderson, L<br>OBP: 0.333, SLG: 0.339<br>(1, 4)   |                              |                                  |                               |                                  | E5                           |                                  |                               |                                  |                               | 4                                | 0                            | 2                                | 0                            | 0                                | 1                             | 3                                |   |                                  |                                  |                                    |                                  |        |  |  |  |  |  |  |
| 18 Jared Sandberg, R<br>OBP: 0.316, SLG: 0.420<br>(1, 5) |                              |                                  |                               |                                  | G6-3                         |                                  |                               |                                  |                               | 4                                | 0                            | 0                                | 0                            | 0                                | 2                             | 7                                |   |                                  |                                  |                                    |                                  |        |  |  |  |  |  |  |
| Julio Lugo, R<br>OBP: 0.333, SLG: 0.316<br>(1, 6)        |                              |                                  |                               |                                  |                              |                                  |                               |                                  |                               | 4                                | 1                            | 2                                | 0                            | 0                                | 1                             | 0                                |   |                                  |                                  |                                    |                                  |        |  |  |  |  |  |  |
| <b>Inning Stats</b>                                      | R: 0<br>E: 0<br>K: 1<br>S: 8 | H: 0<br>LOB: 0<br>BB: 0<br>P: 11 | R: 0<br>E: 0<br>K: 0<br>S: 14 | H: 3<br>LOB: 2<br>BB: 0<br>P: 18 | R: 0<br>E: 0<br>K: 0<br>S: 8 | H: 1<br>LOB: 1<br>BB: 0<br>P: 13 | R: 0<br>E: 1<br>K: 0<br>S: 11 | H: 1<br>LOB: 2<br>BB: 1<br>P: 21 | R: 2<br>E: 0<br>K: 2<br>S: 13 | H: 2<br>LOB: 0<br>BB: 0<br>P: 17 | R: 0<br>E: 0<br>K: 2<br>S: 9 | H: 1<br>LOB: 1<br>BB: 0<br>P: 20 | R: 0<br>E: 0<br>K: 0<br>S: 9 | H: 0<br>LOB: 0<br>BB: 0<br>P: 13 | R: 2<br>E: 0<br>K: 2<br>S: 20 | H: 3<br>LOB: 1<br>BB: 0<br>P: 30 | R: 0<br>E: 0<br>K: 3<br>S: 12   | H: 1<br>LOB: 2<br>BB: 0<br>P: 17 | 1B: 9<br>2B: 2<br>3B: 0<br>HR: 1 | SF: 0<br>SAC: 0<br>DP: 2<br>HBP: 1 | WP: 0<br>PB: 0<br>SB: 1<br>CS: 0 | PA: 40 |  |  |  |  |  |  |
| <b>PITCHER</b>   | IP                           | WLS                              | BF                            | H                                | R                            | ER                               | SO                            | BB                               | IBB                           | HBP                              | BLK                          | WP                               | HR                           | S                                | P                             | ERA                              | WHIP  |                                  |                                  |                                    |                                  |        |  |  |  |  |  |  |
| Aaron Sele, R<br>ERA: 7.83<br>(1, 1)                     | 5.0                          | W                                | 22                            | 7                                | 2                            | 2                                | 1                             | 1                                | 0                             | 0                                | 0                            | 0                                | 0                            | 22                               | 33                            | 0.00                             | 0.500   |                                  |                                  |                                    |                                  |        |  |  |  |  |  |  |
| 62 Scot Shields, R<br>ERA: 1.38<br>(8, 1)                | 2.0                          |                                  | 7                             | 1                                | 0                            | 0                                | 2                             | 0                                | 0                             | 0                                | 0                            | 0                                | 0                            | 1                                | 17                            | 25                               | 27.00   | 4.500                            |                                  |                                    |                                  |        |  |  |  |  |  |  |
| Scott Schoeneweis, L<br>ERA: 6.69<br>(8, 1)              | 0.2                          |                                  | 5                             | 3                                | 2                            | 2                                | 1                             | 0                                | 0                             | 0                                | 0                            | 0                                | 0                            | 1                                | 25                            | 27.00                            | 4.500   |                                  |                                  |                                    |                                  |        |  |  |  |  |  |  |
| Mickey Callaway, R<br>ERA: 5.97<br>(8, 1)                | 0.1                          |                                  | 1                             | 0                                | 0                            | 0                                | 1                             | 0                                | 0                             | 0                                | 0                            | 0                                | 0                            | 3                                | 5                             | 0.00                             | 0.000   |                                  |                                  |                                    |                                  |        |  |  |  |  |  |  |
| Brendan Donnelly, R<br>ERA: 0.32<br>(9, 1)               | 1.0                          |                                  | 5                             | 1                                | 0                            | 0                                | 3                             | 0                                | 0                             | 1                                | 0                            | 0                                | 0                            | 12                               | 17                            | 0.00                             | 1.000   |                                  |                                  |                                    |                                  |        |  |  |  |  |  |  |



| Batter  | 1   | 2   | 3   | 4   | 5   | 6   | 7   | 8   | 9   | AB  | R   | H   | RBI   | BB  | SO  | LOB   | TOP   |   |   |   |   |
|---|---|---|---|---|---|---|---|---|---|---|---|---|---|---|---|---|---|---|---|---|---|
| David Eckstein, R (1, 6)<br>OBP: 0.337, SLG: 0.333<br>Benji Gil, R (8, FH)<br>OBP: 0.179, SLG: 0.170          | 0-1<br>HR<br>1B   | 0-3<br>K  | 1-1<br>1B<br>1B   |   | 2-1<br>1B<br>1B   |   | 1-0<br>P4   | 3-3<br>K  |   | 5   | 3   | 3   | 1   | 0   | 1   | 0   |   |   |   |   |   |
| Jeff DaVanon, S (1, 8)<br>OBP: 0.413, SLG: 0.635  | 0-1<br>HR<br>1B   | 0-0<br>1B<br>2B   | 0-0<br>L6   |   | 0-0<br>F7   |   | 2-1<br>F9   |   | 2-2<br>HR   | 6   | 3   | 3   | 3   | 0   | 0   | 3   |   |   |   |   |   |
| Tim Salmon, R (1, 9)<br>OBP: 0.397, SLG: 0.497<br>Ben Weber, R (7, 1)   | 1-0<br>HR   | 1-2<br>F9   | 1-0<br>1B<br>1B   |   | 4-2<br>1B<br>BB   |   | 0-1<br>G5-3   |   | 1-2<br>1B   | 4   | 1   | 2   | 1   | 1   | 0   | 1   |   |   |   |   |   |
| José Molina, R (9, FH)<br>OBP: 0.179, SLG: 0.179  | HR  | F9  | 1B<br>1B  |   | 1-2<br>BB   |   |   |   | 1-0<br>F7   | 4   | 2   | 4   | 4   | 1   | 0   | 0   |   |   |   |   |   |
| 16 Garret Anderson, L (1, 7)<br>OBP: 0.399, SLG: 0.529<br>9 Chone Figgins, S (8, 7)<br>OBP: 0.364, SLG: 0.375 | HR<br>1B  | 1B<br>1B  | 1B<br>1B  |   | 1B<br>BB  |   |   |   | 4-1<br>HR   | 4   | 2   | 3   | 3   | 1   | 1   | 2   |   |   |   |   |   |
| Troy Glaus, R (1, 5)<br>OBP: 0.401, SLG: 0.588<br>Shawn Wooten, R (9, FH)<br>OBP: 0.369, SLG: 0.434           | HR  | 1B  | K   |   | 1-2<br>1B   |   | 2-1<br>G4-6-3   |   | 4-1<br>BB<br>HR   | 4   | 2   | 3   | 3   | 1   | 1   | 2   |   |   |   |   |   |
| Scott Spiezio, S (1, 3)<br>OBP: 0.316, SLG: 0.390   | F8  | K   |   |   | 1-3<br>K  |   | 0-0<br>G4-6-3   |   | 4-0<br>HR<br>BB   | 5   | 1   | 0   | 0   | 1   | 2   | 6   |   |   |   |   |   |
| Bengie Molina, R (1, 2)<br>OBP: 0.309, SLG: 0.394<br>Mickey Callaway, R (9, 1)                                | K   |   | FC5-6<br>1B   |   | 1-2<br>1B   |   | 0-1<br>G1-6-3   |   | 0-1<br>HR   | 5   | 1   | 4   | 3   | 0   | 1   | 0   |   |   |   |   |   |
| Adam Kennedy, L (1, 4)<br>OBP: 0.345, SLG: 0.398  | 2B  |   | 1B<br>1B  |   | F9  |   | 2-2<br>G1-6-3   |   | 1-0<br>G4-3   | 5   | 1   | 2   | 0   | 0   | 0   | 2   |   |   |   |   |   |
| Ramon Ortiz, R (1, 1)<br>Eric Owens, R (7, 8)<br>OBP: 0.295, SLG: 0.238                                       | K   |   | FC5-6<br>1B<br>1B   |   | F8  |   | 0-3<br>K  |   | 0-2<br>G5-3   | 4   | 1   | 0   | 0   | 0   | 2   | 4   |   |   |   |   |   |
| <b>Inning Stats</b>   | R: 5<br>E: 0<br>K: 2<br>S: 23   | H: 6<br>LOB: 1<br>BB: 0<br>P: 30  | R: 1<br>E: 0<br>K: 2<br>S: 13   | H: 3<br>LOB: 2<br>BB: 0<br>P: 20  | R: 3<br>E: 0<br>K: 1<br>S: 12   | H: 5<br>LOB: 2<br>BB: 0<br>P: 20  | R: 0<br>E: 0<br>K: 1<br>S: 11   | H: 1<br>LOB: 1<br>BB: 0<br>P: 14  | R: 1<br>E: 0<br>K: 0<br>S: 13   | H: 2<br>LOB: 2<br>BB: 2<br>P: 25  | R: 0<br>E: 0<br>K: 0<br>S: 5  | H: 0<br>LOB: 0<br>BB: 0<br>P: 8   | R: 4<br>E: 0<br>K: 1<br>S: 13   | H: 2<br>LOB: 0<br>BB: 2<br>P: 26  | R: 1<br>E: 0<br>K: 0<br>S: 19   | H: 2<br>LOB: 1<br>BB: 0<br>P: 28  | 1B: 14<br>2B: 2<br>3B: 0<br>HR: 6   | SF: 0<br>SAC: 0<br>DP: 2<br>HBP: 0  | WP: 0<br>PB: 0<br>SB: 0<br>CS: 0  | PA: 51  |   |
| <b>PITCHER</b>  | IP<br>WLS<br>BF<br>H<br>R<br>ER<br>SO<br>BB<br>IBB<br>HBP<br>BLK<br>WP<br>HR<br>S<br>P<br>ERA<br>WHIP | IP<br>WLS<br>BF<br>H<br>R<br>ER<br>SO<br>BB<br>IBB<br>HBP<br>BLK<br>WP<br>HR<br>S<br>P<br>ERA<br>WHIP | IP<br>WLS<br>BF<br>H<br>R<br>ER<br>SO<br>BB<br>IBB<br>HBP<br>BLK<br>WP<br>HR<br>S<br>P<br>ERA<br>WHIP | IP<br>WLS<br>BF<br>H<br>R<br>ER<br>SO<br>BB<br>IBB<br>HBP<br>BLK<br>WP<br>HR<br>S<br>P<br>ERA<br>WHIP | IP<br>WLS<br>BF<br>H<br>R<br>ER<br>SO<br>BB<br>IBB<br>HBP<br>BLK<br>WP<br>HR<br>S<br>P<br>ERA<br>WHIP | IP<br>WLS<br>BF<br>H<br>R<br>ER<br>SO<br>BB<br>IBB<br>HBP<br>BLK<br>WP<br>HR<br>S<br>P<br>ERA<br>WHIP | IP<br>WLS<br>BF<br>H<br>R<br>ER<br>SO<br>BB<br>IBB<br>HBP<br>BLK<br>WP<br>HR<br>S<br>P<br>ERA<br>WHIP | IP<br>WLS<br>BF<br>H<br>R<br>ER<br>SO<br>BB<br>IBB<br>HBP<br>BLK<br>WP<br>HR<br>S<br>P<br>ERA<br>WHIP | IP<br>WLS<br>BF<br>H<br>R<br>ER<br>SO<br>BB<br>IBB<br>HBP<br>BLK<br>WP<br>HR<br>S<br>P<br>ERA<br>WHIP | IP<br>WLS<br>BF<br>H<br>R<br>ER<br>SO<br>BB<br>IBB<br>HBP<br>BLK<br>WP<br>HR<br>S<br>P<br>ERA<br>WHIP | IP<br>WLS<br>BF<br>H<br>R<br>ER<br>SO<br>BB<br>IBB<br>HBP<br>BLK<br>WP<br>HR<br>S<br>P<br>ERA<br>WHIP | IP<br>WLS<br>BF<br>H<br>R<br>ER<br>SO<br>BB<br>IBB<br>HBP<br>BLK<br>WP<br>HR<br>S<br>P<br>ERA<br>WHIP | IP<br>WLS<br>BF<br>H<br>R<br>ER<br>SO<br>BB<br>IBB<br>HBP<br>BLK<br>WP<br>HR<br>S<br>P<br>ERA<br>WHIP | IP<br>WLS<br>BF<br>H<br>R<br>ER<br>SO<br>BB<br>IBB<br>HBP<br>BLK<br>WP<br>HR<br>S<br>P<br>ERA<br>WHIP | IP<br>WLS<br>BF<br>H<br>R<br>ER<br>SO<br>BB<br>IBB<br>HBP<br>BLK<br>WP<br>HR<br>S<br>P<br>ERA<br>WHIP | IP<br>WLS<br>BF<br>H<br>R<br>ER<br>SO<br>BB<br>IBB<br>HBP<br>BLK<br>WP<br>HR<br>S<br>P<br>ERA<br>WHIP | IP<br>WLS<br>BF<br>H<br>R<br>ER<br>SO<br>BB<br>IBB<br>HBP<br>BLK<br>WP<br>HR<br>S<br>P<br>ERA<br>WHIP | IP<br>WLS<br>BF<br>H<br>R<br>ER<br>SO<br>BB<br>IBB<br>HBP<br>BLK<br>WP<br>HR<br>S<br>P<br>ERA<br>WHIP | IP<br>WLS<br>BF<br>H<br>R<br>ER<br>SO<br>BB<br>IBB<br>HBP<br>BLK<br>WP<br>HR<br>S<br>P<br>ERA<br>WHIP | IP<br>WLS<br>BF<br>H<br>R<br>ER<br>SO<br>BB<br>IBB<br>HBP<br>BLK<br>WP<br>HR<br>S<br>P<br>ERA<br>WHIP | IP<br>WLS<br>BF<br>H<br>R<br>ER<br>SO<br>BB<br>IBB<br>HBP<br>BLK<br>WP<br>HR<br>S<br>P<br>ERA<br>WHIP |

Anaheim Angels @ Montreal Expos  
Hiram Bithorn Stadium, San Juan, PR  
Tue Jun 03 2003, 7:05 PM EDT  
Att: 10,034 - Sunny - 83 F

AB 47  
R 15  
H 22  
RBI 15  
BB 4  
SO 8  
LOB 20



| Batter   | 1   | 2   | 3   | 4   | 5   | 6   | 7   | 8   | 9   | AB  | R   | H   | RBI   | BB  | SO  | LOB   | BOTTOM  |   |   |   |   |        |
|--|---|---|---|---|---|---|---|---|---|---|---|---|---|---|---|---|---|---|---|---|---|--------|
| Endy Chavez, L (1, 8)<br>OBP: 0.292, SLG: 0.351  | 1-1<br>S<br>1B  |   | 4-2<br>BB<br>BB   |   | 0-2<br>G6-3   |   | 0-3<br>K2-3   |   |   | 3   | 1   | 1   | 0   | 1   | 1   | 0   |   |   |   |   |   |        |
| Orlando Cabrera, R (1, 6)<br>OBP: 0.394, SLG: 0.479<br>Joey Eischen, L (6, 1)  | 2-3<br>K  |   | F8  |   | 1-2<br>G5-3   |   |   | 1-0<br>G1-3   |   | 3   | 0   | 0   | 0   | 0   | 1   | 2   |   |   |   |   |   |        |
| Henry Mateo, S (7, 4)<br>OBP: 0.327, SLG: 0.327  | K   |   | F8  |   | G5-3  |   |   | G1-3  |   | 0   | 0   | 0   | 0   | 0   | 0   | 0   |   |   |   |   |   |        |
| Jose Vidro, S (1, 4)<br>OBP: 0.417, SLG: 0.508<br>Dan Smith, R (7, 1)  | 3-2<br>G6-4-3<br>1B   |   | 4-1<br>FC6-4<br>BB  |   | 0-1<br>G1-3   |   | 0-1<br>F8   |   | 0-1<br>F8   | 2   | 0   | 1   | 1   | 1   | 0   | 0   |   |   |   |   |   |        |
| Ronald Calloway, L (8, FH)<br>OBP: 0.301, SLG: 0.380   | 1-1<br>G6-4-3<br>1B   |   | 1-2<br>FC6-4<br>BB  |   | 0-1<br>G1-3   |   | 0-1<br>F8   |   | 2-0<br>G1-3   | 4   | 1   | 1   | 0   | 0   | 0   | 3   |   |   |   |   |   |        |
| Vladimir Guerrero, R (1, 9)<br>OBP: 0.423, SLG: 0.503<br>Scott Stewart, R (9, 1)   | 3-1<br>G6-4-3   |   | 2-0<br>FC6-4  |   | 1-1<br>HR<br>1B   |   | 0-1<br>G1-3   |   | 0-1<br>G1-3   | 0   | 0   | 0   | 0   | 0   | 0   | 0   |   |   |   |   |   |        |
| Brad Wilkerson, L (1, 7)<br>OBP: 0.403, SLG: 0.517   |   | 0-2<br>1B   |   | 1-1<br>G6-3<br>SF7<br>2B  |   | 3-2<br>HR   |   | 3-2<br>G3   |   | 4   | 2   | 3   | 2   | 0   | 0   | 0   |   |   |   |   |   |        |
| Fernando Tatis, R (1, 5)<br>OBP: 0.290, SLG: 0.299   |   | 1-2<br>F8   |   | 2-0<br>G6-3   |   | 0-1<br>F9   |   | 4-2<br>G5-4-3<br>BB   |   | 3   | 0   | 0   | 0   | 1   | 0   | 2   |   |   |   |   |   |        |
| Jeff Liefer, L (1, 3)<br>OBP: 0.211, SLG: 0.326  |   | 1-0<br>F8   |   | 1-1<br>SF7  |   | 1-0<br>L6   |   | 0-0<br>G5-4-3   |   | 3   | 0   | 0   | 1   | 0   | 0   | 2   |   |   |   |   |   |        |
| Brian Schneider, L (1, 2)<br>OBP: 0.348, SLG: 0.448  |   | 2-1<br>G4-3   |   | 3-H<br>G3   |   | 0-0<br>G3   |   | 1-2<br>G3-1   |   | 3   | 0   | 0   | 0   | 0   | 0   | 1   |   |   |   |   |   |        |
| Tomo Ohka, S (1, 1)<br>OBP: 0.316, SLG: 0.235<br>52 T.J. Tucker, R (3, 1)<br>OBP: 0.143, SLG: 0.143<br>Jose Macias, S (6, FH)<br>OBP: 0.293, SLG: 0.366<br>Jamey Carroll, R (6, 6)<br>OBP: 0.300, SLG: 0.386 |   |   | 0-2<br>G5-3   |   | 3-2<br>P4   |   | 1-1<br>G2-3   |   |   | 0   | 0   | 0   | 0   | 0   | 0   | 0   |   |   |   |   |   |        |
| <b>Inning Stats</b>  | R: 1<br>E: 0<br>K: 1<br>S: 11   | H: 2<br>LOB: 0<br>BB: 0<br>P: 20  | R: 0<br>E: 0<br>K: 0<br>S: 9  | H: 1<br>LOB: 1<br>BB: 0<br>P: 13  | R: 0<br>E: 0<br>K: 0<br>S: 9  | H: 0<br>LOB: 2<br>BB: 2<br>P: 19  | R: 1<br>E: 0<br>K: 0<br>S: 6  | H: 1<br>LOB: 0<br>BB: 0<br>P: 10  | R: 0<br>E: 0<br>K: 0<br>S: 9  | H: 0<br>LOB: 0<br>BB: 0<br>P: 13  | R: 2<br>E: 0<br>K: 0<br>S: 10   | H: 2<br>LOB: 0<br>BB: 0<br>P: 15  | R: 0<br>E: 0<br>K: 1<br>S: 8  | H: 0<br>LOB: 0<br>BB: 0<br>P: 10  | R: 0<br>E: 0<br>K: 0<br>S: 4  | H: 0<br>LOB: 0<br>BB: 0<br>P: 7   | R: 0<br>E: 0<br>K: 0<br>S: 6  | H: 0<br>LOB: 0<br>BB: 1<br>P: 13  | 1B: 4<br>2B: 1<br>3B: 0<br>HR: 1  | SF: 1<br>SAC: 0<br>DP: 2<br>HBP: 0  | WP: 0<br>PB: 0<br>SB: 1<br>CS: 0  | PA: 34 |
| <b>PITCHER</b>   | IP<br>WLS<br>BF<br>H<br>R<br>ER<br>SO<br>BB<br>IBB<br>HBP<br>BLK<br>WP<br>HR<br>S<br>P<br>ERA<br>WHIP | IP<br>WLS<br>BF<br>H<br>R<br>ER<br>SO<br>BB<br>IBB<br>HBP<br>BLK<br>WP<br>HR<br>S<br>P<br>ERA<br>WHIP | IP<br>WLS<br>BF<br>H<br>R<br>ER<br>SO<br>BB<br>IBB<br>HBP<br>BLK<br>WP<br>HR<br>S<br>P<br>ERA<br>WHIP | IP<br>WLS<br>BF<br>H<br>R<br>ER<br>SO<br>BB<br>IBB<br>HBP<br>BLK<br>WP<br>HR<br>S<br>P<br>ERA<br>WHIP | IP<br>WLS<br>BF<br>H<br>R<br>ER<br>SO<br>BB<br>IBB<br>HBP<br>BLK<br>WP<br>HR<br>S<br>P<br>ERA<br>WHIP | IP<br>WLS<br>BF<br>H<br>R<br>ER<br>SO<br>BB<br>IBB<br>HBP<br>BLK<br>WP<br>HR<br>S<br>P<br>ERA<br>WHIP | IP<br>WLS<br>BF<br>H<br>R<br>ER<br>SO<br>BB<br>IBB<br>HBP<br>BLK<br>WP<br>HR<br>S<br>P<br>ERA<br>WHIP | IP<br>WLS<br>BF<br>H<br>R<br>ER<br>SO<br>BB<br>IBB<br>HBP<br>BLK<br>WP<br>HR<br>S<br>P<br>ERA<br>WHIP | IP<br>WLS<br>BF<br>H<br>R<br>ER<br>SO<br>BB<br>IBB<br>HBP<br>BLK<br>WP<br>HR<br>S<br>P<br>ERA<br>WHIP | IP<br>WLS<br>BF<br>H<br>R<br>ER<br>SO<br>BB<br>IBB<br>HBP<br>BLK<br>WP<br>HR<br>S<br>P<br>ERA<br>WHIP | IP<br>WLS<br>BF<br>H<br>R<br>ER<br>SO<br>BB<br>IBB<br>HBP<br>BLK<br>WP<br>HR<br>S<br>P<br>ERA<br>WHIP | IP<br>WLS<br>BF<br>H<br>R<br>ER<br>SO<br>BB<br>IBB<br>HBP<br>BLK<br>WP<br>HR<br>S<br>P<br>ERA<br>WHIP | IP<br>WLS<br>BF<br>H<br>R<br>ER<br>SO<br>BB<br>IBB<br>HBP<br>BLK<br>WP<br>HR<br>S<br>P<br>ERA<br>WHIP | IP<br>WLS<br>BF<br>H<br>R<br>ER<br>SO<br>BB<br>IBB<br>HBP<br>BLK<br>WP<br>HR<br>S<br>P<br>ERA<br>WHIP | IP<br>WLS<br>BF<br>H<br>R<br>ER<br>SO<br>BB<br>IBB<br>HBP<br>BLK<br>WP<br>HR<br>S<br>P<br>ERA<br>WHIP | IP<br>WLS<br>BF<br>H<br>R<br>ER<br>SO<br>BB<br>IBB<br>HBP<br>BLK<br>WP<br>HR<br>S<br>P<br>ERA<br>WHIP | IP<br>WLS<br>BF<br>H<br>R<br>ER<br>SO<br>BB<br>IBB<br>HBP<br>BLK<br>WP<br>HR<br>S<br>P<br>ERA<br>WHIP | IP<br>WLS<br>BF<br>H<br>R<br>ER<br>SO<br>BB<br>IBB<br>HBP<br>BLK<br>WP<br>HR<br>S<br>P<br>ERA<br>WHIP | IP<br>WLS<br>BF<br>H<br>R<br>ER<br>SO<br>BB<br>IBB<br>HBP<br>BLK<br>WP<br>HR<br>S<br>P<br>ERA<br>WHIP | IP<br>WLS<br>BF<br>H<br>R<br>ER<br>SO<br>BB<br>IBB<br>HBP<br>BLK<br>WP<br>HR<br>S<br>P<br>ERA<br>WHIP | IP<br>WLS<br>BF<br>H<br>R<br>ER<br>SO<br>BB<br>IBB<br>HBP<br>BLK<br>WP<br>HR<br>S<br>P<br>ERA<br>WHIP |        |

Anaheim Angels @ Montreal Expos  
Hiram Bithorn Stadium, San Juan, PR  
Tue Jun 03 2003, 7:05 PM EDT  
Att: 10,034 - Sunny - 83 F

AB 30  
R 4  
H 6  
RBI 4  
BB 3  
SO 2  
LOB 10









| Batter   | 1                            | 2                                | 3                             | 4                                | 5                             | 6                                | 7                            | 8                                | 9                            | 10                               | 11                            | 12                               | 13                            | 14                               | AB                            | R                                | H                            | RBI                              | BB                           | SO                               | LOB                          | TOP                              |                               |                                  |                               |                                  |                                   |                                    |                                  |        |
|--|------------------------------|----------------------------------|-------------------------------|----------------------------------|-------------------------------|----------------------------------|------------------------------|----------------------------------|------------------------------|----------------------------------|-------------------------------|----------------------------------|-------------------------------|----------------------------------|-------------------------------|----------------------------------|------------------------------|----------------------------------|------------------------------|----------------------------------|------------------------------|----------------------------------|-------------------------------|----------------------------------|-------------------------------|----------------------------------|-----------------------------------|------------------------------------|----------------------------------|--------|
| David Eckstein, R<br>OBP: 0.329, SLG: 0.321  |                              |                                  |                               |                                  |                               |                                  |                              |                                  |                              |                                  |                               |                                  |                               |                                  | 7                             | 1                                | 1                            | 0                                | 0                            | 1                                | 7                            |                                  |                               |                                  |                               |                                  |                                   |                                    |                                  |        |
| Jeff DaVanon, S<br>OBP: 0.413, SLG: 0.663  |                              |                                  |                               |                                  |                               |                                  |                              |                                  |                              |                                  |                               |                                  |                               |                                  | 5                             | 2                                | 0                            | 0                                | 2                            | 3                                | 2                            |                                  |                               |                                  |                               |                                  |                                   |                                    |                                  |        |
| Tim Salmon, R<br>OBP: 0.389, SLG: 0.480<br>Brendan Connelly, R<br>Scott Spiezio, S<br>OBP: 0.317, SLG: 0.389                   |                              |                                  |                               |                                  |                               |                                  |                              |                                  |                              |                                  |                               |                                  |                               |                                  | 5                             | 0                                | 0                            | 0                                | 0                            | 0                                | 1                            | 4                                |                               |                                  |                               |                                  |                                   |                                    |                                  |        |
| 16 Garret Anderson, L<br>OBP: 0.341, SLG: 0.574  |                              |                                  |                               |                                  |                               |                                  |                              |                                  |                              |                                  |                               |                                  |                               |                                  | 7                             | 1                                | 2                            | 2                                | 0                            | 2                                | 4                            |                                  |                               |                                  |                               |                                  |                                   |                                    |                                  |        |
| Troy Claus, R<br>OBP: 0.402, SLG: 0.598  |                              |                                  |                               |                                  |                               |                                  |                              |                                  |                              |                                  |                               |                                  |                               |                                  | 7                             | 0                                | 2                            | 3                                | 0                            | 4                                | 2                            |                                  |                               |                                  |                               |                                  |                                   |                                    |                                  |        |
| Brad Fuller, L<br>OBP: 0.385, SLG: 0.468   |                              |                                  |                               |                                  |                               |                                  |                              |                                  |                              |                                  |                               |                                  |                               |                                  | 6                             | 1                                | 2                            | 1                                | 1                            | 2                                | 4                            |                                  |                               |                                  |                               |                                  |                                   |                                    |                                  |        |
| Adam Kennedy, L<br>OBP: 0.357, SLG: 0.394  |                              |                                  |                               |                                  |                               |                                  |                              |                                  |                              |                                  |                               |                                  |                               |                                  | 6                             | 0                                | 2                            | 0                                | 1                            | 1                                | 3                            |                                  |                               |                                  |                               |                                  |                                   |                                    |                                  |        |
| José Molina, R<br>OBP: 0.158, SLG: 0.158<br>Shawn Wooten, R<br>OBP: 0.384, SLG: 0.442  |                              |                                  |                               |                                  |                               |                                  |                              |                                  |                              |                                  |                               |                                  |                               |                                  | 3                             | 0                                | 0                            | 0                                | 0                            | 1                                | 3                            |                                  |                               |                                  |                               |                                  |                                   |                                    |                                  |        |
| 41 John Lackey, R<br>Scott Spiezio, S<br>José Molina, R<br>Shawn Wooten, R<br>Francisco Rodriguez, R<br>Julio Manon, R<br>ERA: |                              |                                  |                               |                                  |                               |                                  |                              |                                  |                              |                                  |                               |                                  |                               |                                  | 2                             | 0                                | 0                            | 0                                | 0                            | 1                                | 2                            |                                  |                               |                                  |                               |                                  |                                   |                                    |                                  |        |
| <b>Inning Stats</b>  | R: 0<br>E: 0<br>K: 1<br>S: 9 | H: 0<br>LOB: 0<br>BB: 0<br>P: 15 | R: 1<br>E: 0<br>K: 1<br>S: 15 | H: 1<br>LOB: 1<br>BB: 1<br>P: 25 | R: 0<br>E: 0<br>K: 2<br>S: 11 | H: 0<br>LOB: 0<br>BB: 0<br>P: 16 | R: 0<br>E: 0<br>K: 1<br>S: 7 | H: 1<br>LOB: 2<br>BB: 1<br>P: 12 | R: 0<br>E: 0<br>K: 2<br>S: 9 | H: 0<br>LOB: 0<br>BB: 0<br>P: 11 | R: 1<br>E: 0<br>K: 1<br>S: 12 | H: 1<br>LOB: 0<br>BB: 0<br>P: 17 | R: 2<br>E: 1<br>K: 1<br>S: 19 | H: 3<br>LOB: 2<br>BB: 0<br>P: 30 | R: 1<br>E: 0<br>K: 2<br>S: 12 | H: 2<br>LOB: 2<br>BB: 0<br>P: 17 | R: 0<br>E: 0<br>K: 1<br>S: 6 | H: 0<br>LOB: 1<br>BB: 1<br>P: 10 | R: 0<br>E: 0<br>K: 1<br>S: 9 | H: 0<br>LOB: 2<br>BB: 1<br>P: 17 | R: 0<br>E: 0<br>K: 1<br>S: 9 | H: 1<br>LOB: 2<br>BB: 1<br>P: 18 | R: 0<br>E: 0<br>K: 1<br>S: 11 | H: 2<br>LOB: 2<br>BB: 0<br>P: 15 | R: 2<br>E: 2<br>K: 1<br>S: 15 | H: 1<br>LOB: 1<br>BB: 1<br>P: 27 | 1B: 10<br>2B: 1<br>3B: 0<br>HR: 2 | SF: 0<br>SAC: 1<br>DP: 2<br>HBP: 0 | WP: 2<br>PB: 0<br>SB: 0<br>CS: 1 | PA: 61 |

| PITCHER                        | IP  | WLS  | BF | H | R | ER | SO | BB | IBB | HBP | BLK | WP | HR | S  | P   | ERA  | WHIP  |
|--------------------------------|-----|------|----|---|---|----|----|----|-----|-----|-----|----|----|----|-----|------|-------|
| Javier Vazquez, R<br>ERA: 3.51 | 7.0 |      | 26 | 3 | 2 | 2  | 11 | 2  | 0   | 0   | 0   | 0  | 0  | 71 | 107 | 2.57 | 0.714 |
| Luis Ayala, R<br>ERA: 2.87     | 0.2 | H: 4 | 1  | 2 | 0 | 0  | 0  | 0  | 0   | 0   | 0   | 0  | 0  | 12 | 19  | 0.00 | 1.500 |
| Scott Stewart, L<br>ERA: 2.93  | 0.0 |      | 4  | 1 | 0 | 0  | 0  | 0  | 0   | 0   | 0   | 0  | 0  | 1  | 2   | ∞    | ∞     |
| Rocky Blidie, R<br>ERA: 3.94   | 1.1 | B: 8 | 3  | 1 | 1 | 3  | 0  | 0  | 0   | 0   | 0   | 1  | 0  | 18 | 26  | 6.75 | 2.250 |
| Julio Manon, R<br>ERA:         | 4.0 |      | 16 | 3 | 0 | 0  | 3  | 2  | 0   | 0   | 0   | 0  | 0  | 35 | 60  | 0.00 | 1.250 |

| Batter  | 1                             | 2                                | 3                             | 4                                | 5                             | 6                                | 7                            | 8                                | 9                            | 10                              | 11                            | 12                               | 13                           | 14                              | AB                            | R                                | H                            | RBI                              | BB                            | SO                               | LOB                           | BOTTOM                           |                              |                                 |                               |                                  |                                   |                                    |                                  |        |
|---|-------------------------------|----------------------------------|-------------------------------|----------------------------------|-------------------------------|----------------------------------|------------------------------|----------------------------------|------------------------------|---------------------------------|-------------------------------|----------------------------------|------------------------------|---------------------------------|-------------------------------|----------------------------------|------------------------------|----------------------------------|-------------------------------|----------------------------------|-------------------------------|----------------------------------|------------------------------|---------------------------------|-------------------------------|----------------------------------|-----------------------------------|------------------------------------|----------------------------------|--------|
| Andy Chavez, L<br>OBP: 0.286, SLG: 0.343  |                               |                                  |                               |                                  |                               |                                  |                              |                                  |                              |                                 |                               |                                  |                              |                                 | 7                             | 1                                | 1                            | 0                                | 0                             | 2                                | 1                             |                                  |                              |                                 |                               |                                  |                                   |                                    |                                  |        |
| Orlando Cabrera, R<br>OBP: 0.364, SLG: 0.473  |                               |                                  |                               |                                  |                               |                                  |                              |                                  |                              |                                 |                               |                                  |                              |                                 | 7                             | 1                                | 2                            | 0                                | 0                             | 1                                | 2                             |                                  |                              |                                 |                               |                                  |                                   |                                    |                                  |        |
| Jose Vidro, S<br>OBP: 0.427, SLG: 0.505   |                               |                                  |                               |                                  |                               |                                  |                              |                                  |                              |                                 |                               |                                  |                              |                                 | 5                             | 2                                | 3                            | 1                                | 2                             | 0                                | 0                             |                                  |                              |                                 |                               |                                  |                                   |                                    |                                  |        |
| Brad Wilkerson, L<br>OBP: 0.401, SLG: 0.503   |                               |                                  |                               |                                  |                               |                                  |                              |                                  |                              |                                 |                               |                                  |                              |                                 | 6                             | 1                                | 2                            | 1                                | 1                             | 1                                | 6                             |                                  |                              |                                 |                               |                                  |                                   |                                    |                                  |        |
| Wii Cordero, R<br>OBP: 0.352, SLG: 0.426  |                               |                                  |                               |                                  |                               |                                  |                              |                                  |                              |                                 |                               |                                  |                              |                                 | 6                             | 1                                | 2                            | 1                                | 1                             | 1                                | 5                             |                                  |                              |                                 |                               |                                  |                                   |                                    |                                  |        |
| Ronald Calloway, L<br>OBP: 0.306, SLG: 0.410  |                               |                                  |                               |                                  |                               |                                  |                              |                                  |                              |                                 |                               |                                  |                              |                                 | 7                             | 1                                | 3                            | 5                                | 0                             | 1                                | 2                             |                                  |                              |                                 |                               |                                  |                                   |                                    |                                  |        |
| Jose Macias, S<br>OBP: 0.304, SLG: 0.396  |                               |                                  |                               |                                  |                               |                                  |                              |                                  |                              |                                 |                               |                                  |                              |                                 | 6                             | 0                                | 1                            | 0                                | 0                             | 1                                | 3                             |                                  |                              |                                 |                               |                                  |                                   |                                    |                                  |        |
| Michael Barrett, R<br>OBP: 0.210, SLG: 0.257  |                               |                                  |                               |                                  |                               |                                  |                              |                                  |                              |                                 |                               |                                  |                              |                                 | 5                             | 0                                | 0                            | 0                                | 1                             | 2                                | 1                             |                                  |                              |                                 |                               |                                  |                                   |                                    |                                  |        |
| 41 John Lackey, R<br>Ben Weber, R<br>Scott Schoeneweis, L<br>62 Scott Shields, R<br>Brendan Donnelly, R<br>ERA: 0.3 |                               |                                  |                               |                                  |                               |                                  |                              |                                  |                              |                                 |                               |                                  |                              |                                 | 2                             | 0                                | 0                            | 0                                | 0                             | 0                                | 2                             |                                  |                              |                                 |                               |                                  |                                   |                                    |                                  |        |
| <b>Inning Stats</b>   | R: 0<br>E: 1<br>K: 2<br>S: 10 | H: 0<br>LOB: 1<br>BB: 0<br>P: 13 | R: 0<br>E: 0<br>K: 1<br>S: 10 | H: 1<br>LOB: 2<br>BB: 1<br>P: 20 | R: 4<br>E: 0<br>K: 0<br>S: 19 | H: 4<br>LOB: 0<br>BB: 0<br>P: 29 | R: 0<br>E: 0<br>K: 1<br>S: 7 | H: 2<br>LOB: 1<br>BB: 1<br>P: 12 | R: 0<br>E: 0<br>K: 0<br>S: 6 | H: 0<br>LOB: 0<br>BB: 0<br>P: 6 | R: 1<br>E: 0<br>K: 1<br>S: 11 | H: 2<br>LOB: 2<br>BB: 1<br>P: 21 | R: 0<br>E: 0<br>K: 0<br>S: 6 | H: 0<br>LOB: 0<br>BB: 0<br>P: 6 | R: 0<br>E: 0<br>K: 1<br>S: 10 | H: 0<br>LOB: 0<br>BB: 0<br>P: 13 | R: 0<br>E: 0<br>K: 1<br>S: 8 | H: 0<br>LOB: 1<br>BB: 1<br>P: 11 | R: 0<br>E: 0<br>K: 1<br>S: 10 | H: 0<br>LOB: 0<br>BB: 0<br>P: 11 | R: 0<br>E: 0<br>K: 1<br>S: 10 | H: 0<br>LOB: 1<br>BB: 0<br>P: 18 | R: 0<br>E: 0<br>K: 1<br>S: 4 | H: 1<br>LOB: 0<br>BB: 0<br>P: 8 | R: 3<br>E: 0<br>K: 1<br>S: 17 | H: 4<br>LOB: 2<br>BB: 1<br>P: 30 | 1B: 14<br>2B: 0<br>3B: 0<br>HR: 1 | SF: 0<br>SAC: 0<br>DP: 2<br>HBP: 0 | WP: 0<br>PB: 0<br>SB: 2<br>CS: 0 | PA: 60 |

| PITCHER                           | IP  | WLS | BF | H | R | ER | SO | BB | IBB | HBP | BLK | WP | HR | S  | P  | ERA   | WHIP  |
|-----------------------------------|-----|-----|----|---|---|----|----|----|-----|-----|-----|----|----|----|----|-------|-------|
| 41 John Lackey, R<br>ERA: 6.14    | 6.0 |     | 26 | 7 | 4 | 4  | 5  | 1  | 0   | 0   | 0   | 0  | 0  | 64 | 98 | 6.00  | 1.333 |
| Ben Weber, R<br>ERA: 2.43         | 0.2 |     | 4  | 1 | 1 | 1  | 0  | 0  | 0   | 0   | 0   | 0  | 0  | 7  | 14 | 13.50 | 1.500 |
| Scott Schoeneweis, L<br>ERA: 6.02 | 0.0 |     | 1  | 1 | 0 | 0  | 0  | 0  | 0   | 0   | 0   | 0  | 0  | 1  | 2  | ∞     | ∞     |
| 62 Scott Shields, R<br>ERA: 1.31  | 1.1 |     | 4  | 0 | 0 | 0  | 0  | 0  | 0   | 0   | 0   | 0  | 0  | 9  | 11 | 0.00  | 0.000 |
| Brendan Donnelly, R<br>ERA: 0.3   | 2.0 |     | 8  | 1 | 0 | 0  | 2  | 1  | 0   | 0   | 0   | 0  | 0  | 22 | 34 | 0.00  | 1.000 |

Anaheim Angels @ Montreal Expos  
Hiram Bithorn Stadium, San Juan, PR  
Thu Jun 05 2003, 7:05 PM EDT  
Att: 10,598 - Cloudy - 81 F

AB 55  
R 7  
H 12  
RBI 6  
BB 5  
SO 18  
LOB 37



Anaheim Angels @ Montreal Expos  
Hiram Bithorn Stadium, San Juan, PR  
Thu Jun 05 2003, 7:05 PM EDT  
Att: 10,598 - Cloudy - 81 F

AB 55  
R 8  
H 15  
RBI 8  
BB 5  
SO 10  
LOB 22









| Batter  | 1   | 2                                | 3                            | 4                                | 5                            | 6                               | 7                             | 8                                | 9                            | AB                              | R                             | H                                | RBI                           | BB                               | SO                            | LOB                              | TOP   |                                  |                                    |                                  |
|---|---|----------------------------------|------------------------------|----------------------------------|------------------------------|---------------------------------|-------------------------------|----------------------------------|------------------------------|---------------------------------|-------------------------------|----------------------------------|-------------------------------|----------------------------------|-------------------------------|----------------------------------|---|----------------------------------|------------------------------------|----------------------------------|
| <b>Eric Owens, R</b><br>OBP: 0.257, SLG: 0.241<br>(1, 8)  | G5-3  |                                  | G4-3                         |                                  | G6-3                         |                                 | CS<br>1B                      |                                  | 3B<br>1B                     | 5                               | 1                             | 2                                | 1                             | 0                                | 0                             | 0                                | <b>Anaheim Angels @ Florida Marlins</b><br>Pro Player Stadium, Miami, FL<br>Sat Jun 07 2003, 6:05 PM EDT<br>Att: 23,483 - Cloudy - 85 F |                                  |                                    |                                  |
| <b>Scott Spiezio, S</b><br>OBP: 0.317, SLG: 0.398<br>(1, 3)   | G5-3  |                                  |                              | 16 HR<br>1B                      | F8                           |                                 | F8                            |                                  | SF8<br>3B                    | 5                               | 2                             | 2                                | 2                             | 0                                | 0                             | 2                                |   |                                  |                                    |                                  |
| <b>Tim Salmon, R</b><br>OBP: 0.386, SLG: 0.473<br><b>Jeff DaVanon, S</b><br>OBP: 0.409, SLG: 0.650<br>(5, 9)  |   |                                  |                              | 16 HR<br>BB                      | G1-3                         |                                 |                               |                                  | SF8                          | 2                               | 1                             | 1                                | 0                             | 1                                | 0                             | 0                                |   |                                  |                                    |                                  |
| <b>16 Garret Anderson, L</b><br>OBP: 0.337, SLG: 0.574<br>(1, 7)  | F8  |                                  |                              |                                  |                              |                                 |                               |                                  | G3                           | 5                               | 1                             | 2                                | 3                             | 0                                | 0                             | 1                                |   |                                  |                                    |                                  |
| <b>Troy Glaus, R</b><br>OBP: 0.388, SLG: 0.574<br>(1, 5)  |   |                                  |                              |                                  |                              |                                 |                               |                                  |                              | 4                               | 0                             | 0                                | 0                             | 0                                | 0                             | 2                                |   |                                  |                                    |                                  |
| <b>Benji Gil, R</b><br>OBP: 0.200, SLG: 0.167<br>(1, 6)   | F8  |                                  |                              |                                  |                              |                                 |                               |                                  |                              | 3                               | 1                             | 1                                | 0                             | 1                                | 0                             | 0                                |   |                                  |                                    |                                  |
| <b>José Molina, R</b><br>OBP: 0.167, SLG: 0.194<br>(1, 2)   |   |                                  |                              |                                  |                              |                                 |                               |                                  |                              | 4                               | 1                             | 1                                | 1                             | 0                                | 1                             | 2                                |   |                                  |                                    |                                  |
| <b>Adam Kennedy, L</b><br>OBP: 0.356, SLG: 0.389<br>(1, 4)  |   |                                  |                              |                                  |                              |                                 |                               |                                  |                              | 3                               | 1                             | 1                                | 1                             | 1                                | 0                             | 0                                |   |                                  |                                    |                                  |
| <b>Aaron Sele, R</b><br>OBP: 0.333, SLG: 0.333<br><b>Brendan Donnelly, R</b><br>(8, 1)<br><b>Brad Fuller, L</b><br>OBP: 0.397, SLG: 0.466<br>(9, PH)<br><b>Troy Percival, R</b><br>(9, 1) |   |                                  |                              |                                  |                              |                                 |                               |                                  |                              | 3                               | 0                             | 1                                | 0                             | 0                                | 0                             | 1                                |   |                                  |                                    |                                  |
| <b>Inning Stats</b>   | R: 0<br>E: 0<br>K: 0<br>S: 9                          | H: 1<br>LOB: 1<br>BB: 0<br>P: 15 | R: 0<br>E: 0<br>K: 1<br>S: 6 | H: 0<br>LOB: 0<br>BB: 0<br>P: 11 | R: 0<br>E: 0<br>K: 0<br>S: 9 | H: 0<br>LOB: 0<br>BB: 0<br>P: 9 | R: 5<br>E: 0<br>K: 0<br>S: 14 | H: 5<br>LOB: 0<br>BB: 1<br>P: 23 | R: 0<br>E: 0<br>K: 0<br>S: 5 | H: 0<br>LOB: 0<br>BB: 0<br>P: 8 | R: 1<br>E: 0<br>K: 1<br>S: 14 | H: 2<br>LOB: 1<br>BB: 1<br>P: 22 | R: 0<br>E: 0<br>K: 1<br>S: 19 | H: 1<br>LOB: 2<br>BB: 1<br>P: 30 | R: 3<br>E: 0<br>K: 0<br>S: 12 | H: 2<br>LOB: 0<br>BB: 1<br>P: 20 |   | 1B: 8<br>2B: 1<br>3B: 1<br>HR: 1 | SF: 1<br>SAC: 0<br>DP: 1<br>HBP: 0 | WP: 0<br>PB: 0<br>SB: 1<br>CS: 1 |
| <b>PITCHER</b>  | IP WLS BF H R ER SO BB IBB HBP BLK WP HR S P ERA WHIP |                                  |                              |                                  |                              |                                 |                               |                                  |                              |                                 |                               |                                  |                               |                                  |                               |                                  |   |                                  |                                    |                                  |
| <b>Tommy Phelps, L</b><br>ERA: 2.7<br>(1, 1)  | 5.0 L 21 6 5 5 1 1 0 0 0 0 0 1 43 66 9.00 1.400       |                                  |                              |                                  |                              |                                 |                               |                                  |                              |                                 |                               |                                  |                               |                                  |                               |                                  |   |                                  |                                    |                                  |
| <b>Allen Levrault, R</b><br>ERA: 1.42<br>(6, 1)   | 1.1 7 2 1 1 2 1 0 0 0 0 0 0 18 27 6.75 2.250          |                                  |                              |                                  |                              |                                 |                               |                                  |                              |                                 |                               |                                  |                               |                                  |                               |                                  |   |                                  |                                    |                                  |
| <b>Armando Almanza, L</b><br>ERA: 5.04<br>(7, 1)  | 1.2 6 1 0 0 1 1 0 0 0 0 0 0 21 33 0.00 1.200          |                                  |                              |                                  |                              |                                 |                               |                                  |                              |                                 |                               |                                  |                               |                                  |                               |                                  |   |                                  |                                    |                                  |
| <b>Vladimir Nunez, R</b><br>ERA: 16.03<br>(9, 1)  | 1.0 6 2 3 3 0 1 0 0 0 0 0 0 12 20 27.00 3.000         |                                  |                              |                                  |                              |                                 |                               |                                  |                              |                                 |                               |                                  |                               |                                  |                               |                                  |   |                                  |                                    |                                  |

|     |    |
|-----|----|
| AB  | 35 |
| R   | 9  |
| H   | 11 |
| RBI | 9  |
| BB  | 4  |
| SO  | 4  |
| LOB | 7  |



| Batter  | 1   | 2                               | 3                             | 4                                | 5                            | 6                               | 7                             | 8                                | 9                            | AB                               | R                            | H                               | RBI                          | BB                               | SO                            | LOB                              | BOTTOM  |                               |                                  |                                  |                                    |                                  |
|---|---|---------------------------------|-------------------------------|----------------------------------|------------------------------|---------------------------------|-------------------------------|----------------------------------|------------------------------|----------------------------------|------------------------------|---------------------------------|------------------------------|----------------------------------|-------------------------------|----------------------------------|---|-------------------------------|----------------------------------|----------------------------------|------------------------------------|----------------------------------|
| <b>Juan Pierre, L</b><br>OBP: 0.340, SLG: 0.348<br>(1, 8)   | E6  |                                 | G4-3                          |                                  |                              | G6-3                            |                               | F7                               |                              | 4                                | 0                            | 0                               | 0                            | 0                                | 0                             | 1                                | <b>Anaheim Angels @ Florida Marlins</b><br>Pro Player Stadium, Miami, FL<br>Sat Jun 07 2003, 6:05 PM EDT<br>Att: 23,483 - Cloudy - 85 F |                               |                                  |                                  |                                    |                                  |
| <b>Luis Castillo, S</b><br>OBP: 0.368, SLG: 0.402<br>(1, 4)   | G6-3  |                                 |                               |                                  |                              |                                 |                               |                                  | BB                           | 3                                | 0                            | 0                               | 0                            | 1                                | 0                             | 1                                |   |                               |                                  |                                  |                                    |                                  |
| <b>Ivan Rodriguez, R</b><br>OBP: 0.340, SLG: 0.404<br>(1, 2)  | G1-3  |                                 |                               |                                  |                              |                                 |                               |                                  |                              | 4                                | 0                            | 0                               | 0                            | 0                                | 1                             | 1                                |   |                               |                                  |                                  |                                    |                                  |
| <b>Mike Lowell, R</b><br>OBP: 0.354, SLG: 0.607<br>(1, 5)   |   |                                 |                               |                                  |                              |                                 |                               |                                  |                              | 4                                | 0                            | 1                               | 0                            | 0                                | 0                             | 1                                |   |                               |                                  |                                  |                                    |                                  |
| <b>Juan Encarnacion, R</b><br>OBP: 0.329, SLG: 0.471<br>(1, 9)  |   |                                 |                               |                                  |                              |                                 |                               |                                  |                              | 4                                | 1                            | 1                               | 1                            | 0                                | 0                             | 2                                |   |                               |                                  |                                  |                                    |                                  |
| <b>Derrek Lee, R</b><br>OBP: 0.360, SLG: 0.440<br>(1, 3)  |   |                                 |                               |                                  |                              |                                 |                               |                                  |                              | 3                                | 1                            | 1                               | 0                            | 0                                | 1                             | 1                                |   |                               |                                  |                                  |                                    |                                  |
| <b>Todd Hollandsworth, L</b><br>OBP: 0.333, SLG: 0.461<br>(1, 7)  |   |                                 |                               |                                  |                              |                                 |                               |                                  |                              | 3                                | 0                            | 0                               | 0                            | 0                                | 2                             | 2                                |   |                               |                                  |                                  |                                    |                                  |
| <b>Alex Gonzalez, R</b><br>OBP: 0.385, SLG: 0.615<br>(1, 6)   |   |                                 |                               |                                  |                              |                                 |                               |                                  |                              | 3                                | 0                            | 2                               | 1                            | 0                                | 0                             | 0                                |   |                               |                                  |                                  |                                    |                                  |
| <b>Tommy Phelps, L</b><br>ERA: 2.7<br>(1, 1)<br><b>Andy Fox, L</b><br>ERA: 6.6<br>(5, PH)<br><b>Allen Levrault, R</b><br>(8, 1)<br><b>Armando Almanza, L</b><br>(7, 1)<br><b>Mike Redmond, R</b><br>OBP: 0.356, SLG: 0.331<br>(8, PH)<br><b>Brian Banks, S</b><br>OBP: 0.362, SLG: 0.500<br>(8, PH)<br><b>Vladimir Nunez, R</b><br>(9, 1) |   |                                 |                               |                                  |                              |                                 |                               |                                  |                              | 1                                | 0                            | 0                               | 0                            | 0                                | 0                             | 0                                |   |                               |                                  |                                  |                                    |                                  |
| <b>Inning Stats</b>   | R: 0<br>E: 1<br>K: 0<br>S: 5                          | H: 0<br>LOB: 0<br>BB: 0<br>P: 7 | R: 0<br>E: 0<br>K: 1<br>S: 14 | H: 1<br>LOB: 1<br>BB: 0<br>P: 19 | R: 0<br>E: 0<br>K: 0<br>S: 5 | H: 0<br>LOB: 0<br>BB: 0<br>P: 9 | R: 0<br>E: 0<br>K: 1<br>S: 13 | H: 0<br>LOB: 0<br>BB: 0<br>P: 17 | R: 2<br>E: 0<br>K: 1<br>S: 9 | H: 3<br>LOB: 0<br>BB: 0<br>P: 12 | R: 0<br>E: 0<br>K: 0<br>S: 6 | H: 0<br>LOB: 0<br>BB: 0<br>P: 9 | R: 0<br>E: 0<br>K: 0<br>S: 7 | H: 0<br>LOB: 0<br>BB: 0<br>P: 10 | R: 0<br>E: 0<br>K: 2<br>S: 14 | H: 1<br>LOB: 1<br>BB: 0<br>P: 19 |   | R: 0<br>E: 0<br>K: 0<br>S: 11 | H: 0<br>LOB: 1<br>BB: 1<br>P: 18 | 1B: 2<br>2B: 2<br>3B: 0<br>HR: 1 | SF: 0<br>SAC: 0<br>DP: 2<br>HBP: 0 | WP: 1<br>PB: 0<br>SB: 0<br>CS: 0 |
| <b>PITCHER</b>  | IP WLS BF H R ER SO BB IBB HBP BLK WP HR S P ERA WHIP |                                 |                               |                                  |                              |                                 |                               |                                  |                              |                                  |                              |                                 |                              |                                  |                               |                                  |   |                               |                                  |                                  |                                    |                                  |
| <b>Aaron Sele, R</b><br>ERA: 6.6<br>(1, 1)  | 7.0 W 24 4 2 2 3 0 0 0 0 0 0 0 14 19 0.00 1.000       |                                 |                               |                                  |                              |                                 |                               |                                  |                              |                                  |                              |                                 |                              |                                  |                               |                                  |   |                               |                                  |                                  |                                    |                                  |
| <b>Brendan Donnelly, R</b><br>ERA: 0.29<br>(8, 1)   | 1.0 4 1 0 0 2 0 0 0 0 0 0 0 11 18 0.00 1.000          |                                 |                               |                                  |                              |                                 |                               |                                  |                              |                                  |                              |                                 |                              |                                  |                               |                                  |   |                               |                                  |                                  |                                    |                                  |
| <b>Troy Percival, R</b><br>ERA: 4.2<br>(9, 1)   | 1.0 4 0 0 0 0 1 0 0 0 0 0 0 11 18 0.00 1.000          |                                 |                               |                                  |                              |                                 |                               |                                  |                              |                                  |                              |                                 |                              |                                  |                               |                                  |   |                               |                                  |                                  |                                    |                                  |









| Batter  | 1                                     | 2                                | 3                                     | 4                        | 5                                    | 6                       | 7                                    | 8                       | 9                                    | AB                       | R                                     | H                                | RBI                                  | BB                               | SO                                   | LOB                              | TOP  |                                  |                                  |                                    |                                  |        |  |  |  |
|---|---------------------------------------|----------------------------------|---------------------------------------|--------------------------|--------------------------------------|-------------------------|--------------------------------------|-------------------------|--------------------------------------|--------------------------|---------------------------------------|----------------------------------|--------------------------------------|----------------------------------|--------------------------------------|----------------------------------|--|----------------------------------|----------------------------------|------------------------------------|----------------------------------|--------|--|--|--|
| 11 Jimmy Rollins, S<br>OBP: 0.317, SLG: 0.381 | L8                                    |                                  |                                       | G5-3                     |                                      | B3                      |                                      | HR                      |                                      | 4                        | 1                                     | 1                                | 1                                    | 0                                | 0                                    | 2                                | <b>Philadelphia Phillies @ Anaheim Angels</b><br>Edison International Field, Anaheim, CA<br>Mon Jun 09 2003, 10:05 PM EDT<br>Att: 25,902 - Cloudy - 64 F |                                  |                                  |                                    |                                  |        |  |  |  |
| Placido Polanco, R<br>OBP: 0.335, SLG: 0.432  | F8                                    |                                  |                                       | L4                       |                                      | F7                      |                                      | F8                      |                                      | 4                        | 0                                     | 0                                | 0                                    | 0                                | 0                                    | 2                                |  |                                  |                                  |                                    |                                  |        |  |  |  |
| Jim Thome, L<br>OBP: 0.373, SLG: 0.507        | K                                     |                                  |                                       | G6-3                     |                                      | 1B                      |                                      | HR                      |                                      | 4                        | 1                                     | 2                                | 2                                    | 0                                | 1                                    | 0                                |  |                                  |                                  |                                    |                                  |        |  |  |  |
| Mike Lieberthal, R<br>OBP: 0.400, SLG: 0.462  |                                       |                                  |                                       | G1-4-3<br>1B             |                                      | K                       |                                      |                         |                                      | 3                        | 0                                     | 2                                | 0                                    | 0                                | 1                                    | 2                                |  |                                  |                                  |                                    |                                  |        |  |  |  |
| Bobby Abreu, L<br>OBP: 0.397, SLG: 0.457      | L8                                    |                                  |                                       | K                        |                                      |                         |                                      | G3                      |                                      | 4                        | 0                                     | 0                                | 0                                    | 0                                | 1                                    | 3                                |  |                                  |                                  |                                    |                                  |        |  |  |  |
| Pat Burrell, R<br>OBP: 0.311, SLG: 0.427      | G1-4-3                                |                                  |                                       | P3                       |                                      | 1B                      |                                      |                         |                                      | 4                        | 0                                     | 1                                | 0                                    | 0                                | 1                                    | 2                                |  |                                  |                                  |                                    |                                  |        |  |  |  |
| David Bell, R<br>OBP: 0.275, SLG: 0.279       |                                       |                                  |                                       | F8                       |                                      | FC6-4                   |                                      | F7                      |                                      | 4                        | 0                                     | 0                                | 0                                    | 0                                | 0                                    | 2                                |  |                                  |                                  |                                    |                                  |        |  |  |  |
| Jason Michaels, R<br>OBP: 0.405, SLG: 0.500   |                                       |                                  |                                       | L8                       |                                      | 1B                      |                                      | F8                      |                                      | 4                        | 1                                     | 1                                | 0                                    | 0                                | 0                                    | 1                                |  |                                  |                                  |                                    |                                  |        |  |  |  |
| Marlon Byrd, R<br>OBP: 0.342, SLG: 0.359      |                                       |                                  |                                       | F7                       |                                      | 1B                      |                                      | L4                      |                                      | 3                        | 0                                     | 1                                | 0                                    | 0                                | 0                                    | 0                                |  |                                  |                                  |                                    |                                  |        |  |  |  |
| <b>Inning Stats</b>                           | R: 0<br>H: 0<br>E: 0<br>K: 1<br>S: 10 | H: 0<br>LOB: 0<br>BB: 0<br>P: 15 | R: 0<br>H: 1<br>E: 0<br>K: 0<br>S: 10 | LOB: 0<br>BB: 0<br>P: 13 | R: 0<br>H: 0<br>E: 0<br>K: 0<br>S: 5 | LOB: 0<br>BB: 0<br>P: 7 | R: 0<br>H: 0<br>E: 0<br>K: 0<br>S: 8 | LOB: 0<br>BB: 0<br>P: 9 | R: 0<br>H: 1<br>E: 0<br>K: 1<br>S: 9 | LOB: 1<br>BB: 0<br>P: 13 | R: 1<br>H: 3<br>E: 0<br>K: 1<br>S: 14 | H: 3<br>LOB: 2<br>BB: 0<br>P: 19 | R: 0<br>H: 1<br>E: 0<br>K: 0<br>S: 8 | H: 1<br>LOB: 1<br>BB: 0<br>P: 13 | R: 2<br>H: 2<br>E: 0<br>K: 0<br>S: 8 | H: 2<br>LOB: 1<br>BB: 0<br>P: 17 | R: 0<br>H: 0<br>E: 0<br>K: 1<br>S: 6   | H: 0<br>LOB: 0<br>BB: 0<br>P: 12 | 1B: 5<br>2B: 1<br>3B: 0<br>HR: 2 | SF: 0<br>SAC: 0<br>DP: 1<br>HBP: 1 | WP: 0<br>PB: 0<br>SB: 0<br>CS: 0 | PA: 35 |  |  |  |
| <b>PITCHER</b>                                | IP                                    | WLS                              | BF                                    | H                        | R                                    | ER                      | SO                                   | BB                      | IBB                                  | HBP                      | BLK                                   | WP                               | HR                                   | S                                | P                                    | ERA                              | WHIP   | <b>PITCHER</b>                   |                                  |                                    |                                  |        |  |  |  |
| Jarrod Washburn, L<br>ERA: 3.13               | 7.2                                   | L                                | 30                                    | 8                        | 3                                    | 3                       | 3                                    | 0                       | 0                                    | 0                        | 0                                     | 0                                | 2                                    | 70                               | 102                                  | 3.52                             | 1.043  |                                  |                                  |                                    |                                  |        |  |  |  |
| Francisco Rodríguez, R<br>ERA: 4.15           | 1.1                                   |                                  | 5                                     | 0                        | 0                                    | 0                       | 1                                    | 0                       | 0                                    | 1                        | 0                                     | 0                                | 0                                    | 8                                | 16                                   | 0.00                             | 0.000  |                                  |                                  |                                    |                                  |        |  |  |  |

|     |    |
|-----|----|
| AB  | 34 |
| R   | 3  |
| H   | 8  |
| RBI | 3  |
| BB  | 0  |
| SO  | 4  |
| LOB | 14 |



| Batter  | 1                                    | 2                               | 3                                    | 4                        | 5                                     | 6                        | 7                                    | 8                        | 9                                     | AB                       | R                                     | H                                | RBI                                   | BB                               | SO                                   | LOB                              | BOTTOM   |                                    |                                  |        |  |  |  |  |  |
|---|--------------------------------------|---------------------------------|--------------------------------------|--------------------------|---------------------------------------|--------------------------|--------------------------------------|--------------------------|---------------------------------------|--------------------------|---------------------------------------|----------------------------------|---------------------------------------|----------------------------------|--------------------------------------|----------------------------------|--|------------------------------------|----------------------------------|--------|--|--|--|--|--|
| Adam Kennedy, L<br>OBP: 0.353, SLG: 0.382       | F7                                   |                                 |                                      |                          |                                       |                          |                                      | B1-3                     |                                       | 3                        | 0                                     | 0                                | 0                                     | 0                                | 1                                    | 3                                | <b>Philadelphia Phillies @ Anaheim Angels</b><br>Edison International Field, Anaheim, CA<br>Mon Jun 09 2003, 10:05 PM EDT<br>Att: 25,902 - Cloudy - 64 F |                                    |                                  |        |  |  |  |  |  |
| Eric Owens, R<br>OBP: 0.246, SLG: 0.230         |                                      |                                 |                                      |                          |                                       |                          |                                      |                          |                                       | 1                        | 0                                     | 0                                | 0                                     | 0                                | 0                                    | 0                                |  |                                    |                                  |        |  |  |  |  |  |
| Darin Erstad, L<br>OBP: 0.395, SLG: 0.414       | G6-3                                 |                                 |                                      |                          |                                       |                          |                                      | K                        |                                       | 4                        | 0                                     | 0                                | 0                                     | 0                                | 1                                    | 2                                |  |                                    |                                  |        |  |  |  |  |  |
| Tim Salmon, R<br>OBP: 0.366, SLG: 0.469         |                                      |                                 |                                      |                          |                                       |                          |                                      |                          |                                       | 3                        | 0                                     | 1                                | 0                                     | 0                                | 1                                    | 0                                |  |                                    |                                  |        |  |  |  |  |  |
| David Eckstein, R<br>OBP: 0.329, SLG: 0.321     | K                                    |                                 |                                      |                          |                                       |                          |                                      | 1B                       |                                       | 0                        | 0                                     | 0                                | 0                                     | 0                                | 0                                    | 0                                |  |                                    |                                  |        |  |  |  |  |  |
| 16 Garret Anderson, L<br>OBP: 0.335, SLG: 0.567 |                                      |                                 |                                      |                          |                                       |                          |                                      | G1-3                     |                                       | 4                        | 0                                     | 0                                | 0                                     | 0                                | 0                                    | 2                                |  |                                    |                                  |        |  |  |  |  |  |
| Troy Glaus, R<br>OBP: 0.383, SLG: 0.579         |                                      |                                 |                                      |                          |                                       |                          |                                      |                          |                                       | 4                        | 0                                     | 0                                | 0                                     | 0                                | 0                                    | 1                                |  |                                    |                                  |        |  |  |  |  |  |
| Brad Fullmer, L<br>OBP: 0.387, SLG: 0.470       |                                      |                                 |                                      |                          |                                       |                          |                                      | F8                       |                                       | 4                        | 0                                     | 1                                | 0                                     | 0                                | 0                                    | 1                                |  |                                    |                                  |        |  |  |  |  |  |
| Scott Spiezio, S<br>OBP: 0.325, SLG: 0.405      |                                      |                                 |                                      |                          |                                       |                          |                                      |                          |                                       | 4                        | 0                                     | 3                                | 0                                     | 0                                | 0                                    | 0                                |  |                                    |                                  |        |  |  |  |  |  |
| Bengie Molina, R<br>OBP: 0.320, SLG: 0.400      |                                      |                                 |                                      |                          |                                       |                          |                                      |                          |                                       | 2                        | 0                                     | 1                                | 0                                     | 0                                | 0                                    | 1                                |  |                                    |                                  |        |  |  |  |  |  |
| Benji Gil, R<br>OBP: 0.197, SLG: 0.167          |                                      |                                 |                                      |                          |                                       |                          |                                      |                          |                                       | 2                        | 0                                     | 0                                | 0                                     | 0                                | 0                                    | 3                                |  |                                    |                                  |        |  |  |  |  |  |
| <b>Inning Stats</b>                             | R: 0<br>H: 0<br>E: 0<br>K: 1<br>S: 7 | H: 0<br>LOB: 0<br>BB: 0<br>P: 7 | R: 0<br>H: 0<br>E: 0<br>K: 0<br>S: 5 | LOB: 0<br>BB: 0<br>P: 11 | R: 0<br>H: 1<br>E: 0<br>K: 1<br>S: 14 | LOB: 2<br>BB: 0<br>P: 20 | R: 0<br>H: 0<br>E: 0<br>K: 0<br>S: 7 | LOB: 1<br>BB: 0<br>P: 12 | R: 0<br>H: 1<br>E: 0<br>K: 0<br>S: 10 | LOB: 1<br>BB: 0<br>P: 12 | R: 0<br>H: 3<br>E: 0<br>K: 0<br>S: 10 | H: 3<br>LOB: 2<br>BB: 0<br>P: 13 | R: 0<br>H: 1<br>E: 0<br>K: 1<br>S: 10 | H: 1<br>LOB: 1<br>BB: 0<br>P: 12 | R: 0<br>H: 0<br>E: 0<br>K: 0<br>S: 6 | H: 0<br>LOB: 0<br>BB: 0<br>P: 10 | 1B: 6<br>2B: 0<br>3B: 0<br>HR: 0   | SF: 0<br>SAC: 1<br>DP: 0<br>HBP: 2 | WP: 0<br>PB: 0<br>SB: 0<br>CS: 0 | PA: 34 |  |  |  |  |  |
| <b>PITCHER</b>                                  | IP                                   | WLS                             | BF                                   | H                        | R                                     | ER                       | SO                                   | BB                       | IBB                                   | HBP                      | BLK                                   | WP                               | HR                                    | S                                | P                                    | ERA                              | WHIP   | <b>PITCHER</b>                     |                                  |        |  |  |  |  |  |
| Vicente Padilla, R<br>ERA: 4.09                 | 7.0                                  | W                               | 27                                   | 5                        | 0                                     | 0                        | 2                                    | 0                        | 0                                     | 0                        | 0                                     | 0                                | 0                                     | 10                               | 12                                   | 0.00                             | 1.000  |                                    |                                  |        |  |  |  |  |  |
| Rheal Cormier, L<br>ERA: 1.93                   | 1.0                                  | H                               | 4                                    | 1                        | 0                                     | 0                        | 1                                    | 0                        | 0                                     | 0                        | 0                                     | 0                                | 0                                     | 6                                | 10                                   | 0.00                             | 0.000  |                                    |                                  |        |  |  |  |  |  |
| Jose Mesa, R<br>ERA: 5.4                        | 1.0                                  | S                               | 3                                    | 0                        | 0                                     | 0                        | 0                                    | 0                        | 0                                     | 0                        | 0                                     | 0                                | 0                                     | 6                                | 10                                   | 0.00                             | 0.000  |                                    |                                  |        |  |  |  |  |  |

|     |    |
|-----|----|
| AB  | 31 |
| R   | 0  |
| H   | 6  |
| RBI | 0  |
| BB  | 0  |
| SO  | 3  |
| LOB | 13 |





| Batter   | 1                            | 2                                | 3                             | 4                                | 5                            | 6                                | 7                             | 8                                | 9                            | AB                              | R                            | H                                | RBI                           | BB                               | SO                            | LOB                              | TOP   |                                    |                                  |        |  |
|--|------------------------------|----------------------------------|-------------------------------|----------------------------------|------------------------------|----------------------------------|-------------------------------|----------------------------------|------------------------------|---------------------------------|------------------------------|----------------------------------|-------------------------------|----------------------------------|-------------------------------|----------------------------------|---|------------------------------------|----------------------------------|--------|--|
| 11 Jimmy Rollins, S<br>OBP: 0.313, SLG: 0.376  | F7                           | K                                |                               |                                  | G6-3                         |                                  | P2                            |                                  |                              | 4                               | 0                            | 0                                | 0                             | 0                                | 1                             | 4                                | Philadelphia Phillies @ Anaheim Angels<br>Edison International Field, Anaheim, CA<br>Tue Jun 10 2003, 10:05 PM EDT<br>Att: 34,037 - Cloudy - 66 F |                                    |                                  |        |  |
| Placido Polanco, R<br>OBP: 0.333, SLG: 0.425   | S<br>BB                      |                                  | G6-3                          |                                  | G4-3                         |                                  |                               | K                                |                              | 3                               | 0                            | 0                                | 0                             | 1                                | 1                             | 0                                |   |                                    |                                  |        |  |
| Jim Thome, L<br>OBP: 0.371, SLG: 0.500   | P5                           |                                  | K                             |                                  | K                            |                                  |                               | 1B<br>BB                         |                              | 3                               | 0                            | 0                                | 0                             | 1                                | 2                             | 1                                |   |                                    |                                  |        |  |
| Bobby Abreu, L<br>OBP: 0.395, SLG: 0.453   | K                            |                                  | F7                            |                                  | K                            |                                  |                               | 1B<br>BB                         |                              | 4                               | 0                            | 1                                | 0                             | 0                                | 2                             | 1                                |   |                                    |                                  |        |  |
| Mike Lieberthal, R<br>OBP: 0.397, SLG: 0.455   |                              | FC4-6<br>BB                      |                               | L8                               |                              | K                                |                               | P5                               |                              | 3                               | 0                            | 0                                | 0                             | 1                                | 1                             | 2                                |   |                                    |                                  |        |  |
| Pat Burrell, R<br>OBP: 0.310, SLG: 0.429   | K                            |                                  | F7                            |                                  |                              | FC1-5<br>2B                      |                               | K                                |                              | 4                               | 0                            | 1                                | 0                             | 0                                | 2                             | 3                                |   |                                    |                                  |        |  |
| Tomas Perez, S<br>OBP: 0.341, SLG: 0.391   | FC4-6<br>1B<br>1-2           |                                  |                               |                                  |                              |                                  | FC1-5<br>1B<br>2-3            |                                  | P6                           | 4                               | 1                            | 1                                | 0                             | 0                                | 0                             | 2                                |   |                                    |                                  |        |  |
| David Bell, R<br>OBP: 0.279, SLG: 0.283  | 1B<br>1B                     |                                  |                               |                                  |                              |                                  | G4-3<br>1B                    |                                  | P6                           | 4                               | 0                            | 2                                | 1                             | 0                                | 1                             | 1                                |   |                                    |                                  |        |  |
| Marion Byrd, R<br>OBP: 0.342, SLG: 0.358<br>Ricky Ledee, L<br>OBP: 0.340, SLG: 0.441 | 1B                           |                                  |                               |                                  | G4-3                         |                                  | G4-3                          |                                  | K                            | 3                               | 0                            | 1                                | 0                             | 0                                | 0                             | 2                                |   |                                    |                                  |        |  |
| <b>Inning Stats</b>  | R: 0<br>E: 0<br>K: 1<br>S: 7 | H: 0<br>LOB: 1<br>BB: 1<br>P: 15 | R: 1<br>E: 1<br>K: 2<br>S: 16 | H: 2<br>LOB: 2<br>BB: 1<br>P: 27 | R: 0<br>E: 0<br>K: 1<br>S: 8 | H: 0<br>LOB: 0<br>BB: 0<br>P: 10 | R: 0<br>E: 0<br>K: 1<br>S: 10 | H: 1<br>LOB: 1<br>BB: 0<br>P: 14 | R: 0<br>E: 0<br>K: 0<br>S: 5 | H: 0<br>LOB: 0<br>BB: 0<br>P: 5 | R: 0<br>E: 0<br>K: 3<br>S: 9 | H: 2<br>LOB: 2<br>BB: 0<br>P: 13 | R: 0<br>E: 0<br>K: 2<br>S: 11 | H: 1<br>LOB: 2<br>BB: 1<br>P: 18 | R: 0<br>E: 0<br>K: 1<br>S: 10 | H: 0<br>LOB: 0<br>BB: 0<br>P: 15 | 1B: 4<br>2B: 2<br>3B: 0<br>HR: 0  | SF: 0<br>SAC: 0<br>DP: 0<br>HBP: 0 | WP: 0<br>PB: 0<br>SB: 1<br>CS: 0 | PA: 36 |  |
| <b>PITCHER</b>   | IP                           | WLS                              | BF                            | H                                | R                            | ER                               | SO                            | BB                               | IBB                          | HBP                             | BLK                          | WP                               | HR                            | S                                | P                             | ERA                              | WHIP  |                                    |                                  |        |  |
| 41 John Lackey, R<br>ERA: 5.76   | 6.1                          | W                                | 26                            | 5                                | 1                            | 1                                | 8                             | 2                                | 0                            | 0                               | 0                            | 0                                | 0                             | 61                               | 94                            | 1.42                             | 1.105   |                                    |                                  |        |  |
| Brendan Donnelly, R<br>ERA: 0.27   | 1.2                          | H                                | 7                             | 1                                | 0                            | 0                                | 2                             | 1                                | 0                            | 0                               | 0                            | 0                                | 0                             | 13                               | 20                            | 0.00                             | 1.200   |                                    |                                  |        |  |
| Troy Percival, R<br>ERA: 3.71  | 1.0                          | S                                | 3                             | 0                                | 0                            | 0                                | 1                             | 0                                | 0                            | 0                               | 0                            | 0                                | 0                             | 10                               | 15                            | 0.00                             | 0.000   |                                    |                                  |        |  |

|     |    |
|-----|----|
| AB  | 33 |
| R   | 1  |
| H   | 6  |
| RBI | 1  |
| BB  | 3  |
| SO  | 11 |
| LOB | 16 |



| Batter  | 1                            | 2                                | 3                             | 4                                | 5                            | 6                                | 7                             | 8                                | 9                             | AB                               | R                            | H                                | RBI                          | BB                               | SO                           | LOB                              | BOTTOM  |                                    |                                  |        |  |
|---|------------------------------|----------------------------------|-------------------------------|----------------------------------|------------------------------|----------------------------------|-------------------------------|----------------------------------|-------------------------------|----------------------------------|------------------------------|----------------------------------|------------------------------|----------------------------------|------------------------------|----------------------------------|---|------------------------------------|----------------------------------|--------|--|
| Jeff DaVanon, S<br>OBP: 0.395, SLG: 0.615       | K                            |                                  | F7                            |                                  | G4-3                         |                                  | G4-3                          |                                  |                               | 4                                | 0                            | 1                                | 0                            | 0                                | 1                            | 0                                | Philadelphia Phillies @ Anaheim Angels<br>Edison International Field, Anaheim, CA<br>Tue Jun 10 2003, 10:05 PM EDT<br>Att: 34,037 - Cloudy - 66 F |                                    |                                  |        |  |
| Darin Erstad, L<br>OBP: 0.376, SLG: 0.392       | F8                           |                                  | L8                            |                                  | 1B                           |                                  |                               | G4-3                             |                               | 4                                | 0                            | 0                                | 0                            | 0                                | 1                            | 2                                |   |                                    |                                  |        |  |
| Tim Salmon, R<br>OBP: 0.384, SLG: 0.474         | L9                           |                                  |                               | L8                               |                              | WP<br>3B                         |                               | G5-3                             |                               | 4                                | 1                            | 1                                | 0                            | 0                                | 0                            | 0                                |   |                                    |                                  |        |  |
| 16 Garret Anderson, L<br>OBP: 0.330, SLG: 0.559 |                              | F7                               |                               | F7                               |                              | P2                               |                               | G4-3                             |                               | 4                                | 0                            | 0                                | 0                            | 0                                | 0                            | 1                                |   |                                    |                                  |        |  |
| Troy Glaus, R<br>OBP: 0.391, SLG: 0.579         |                              | 1B<br>SF7<br>BB                  |                               |                                  |                              | 1B<br>BB                         |                               |                                  |                               | 0                                | 1                            | 0                                | 0                            | 3                                | 0                            | 0                                |   |                                    |                                  |        |  |
| Scott Spiezio, S<br>OBP: 0.330, SLG: 0.410      |                              |                                  | L9                            |                                  | L9                           |                                  | L3<br>1B                      |                                  |                               | 3                                | 0                            | 2                                | 0                            | 0                                | 0                            | 1                                |   |                                    |                                  |        |  |
| Adam Kennedy, L<br>OBP: 0.353, SLG: 0.379       |                              | SF7                              |                               |                                  | 1B<br>S<br>BB                |                                  | L3                            |                                  |                               | 1                                | 0                            | 0                                | 1                            | 1                                | 0                            | 2                                |   |                                    |                                  |        |  |
| Bengie Molina, R<br>OBP: 0.315, SLG: 0.394      |                              | G5-3                             |                               |                                  | F7                           |                                  |                               | F8                               |                               | 3                                | 0                            | 0                                | 0                            | 0                                | 0                            | 2                                |   |                                    |                                  |        |  |
| Benji Gil, R<br>OBP: 0.189, SLG: 0.159          |                              |                                  | K                             |                                  | G5-3                         |                                  |                               | G5-3                             |                               | 3                                | 0                            | 0                                | 0                            | 0                                | 1                            | 1                                |   |                                    |                                  |        |  |
| <b>Inning Stats</b>                             | R: 0<br>E: 0<br>K: 1<br>S: 7 | H: 0<br>LOB: 0<br>BB: 0<br>P: 12 | R: 1<br>E: 0<br>K: 0<br>S: 12 | H: 1<br>LOB: 1<br>BB: 1<br>P: 21 | R: 0<br>E: 0<br>K: 1<br>S: 8 | H: 0<br>LOB: 0<br>BB: 0<br>P: 16 | R: 0<br>E: 0<br>K: 0<br>S: 11 | H: 0<br>LOB: 1<br>BB: 1<br>P: 19 | R: 0<br>E: 0<br>K: 1<br>S: 12 | H: 1<br>LOB: 2<br>BB: 1<br>P: 21 | R: 1<br>E: 0<br>K: 0<br>S: 8 | H: 2<br>LOB: 1<br>BB: 1<br>P: 14 | R: 0<br>E: 0<br>K: 0<br>S: 8 | H: 0<br>LOB: 0<br>BB: 0<br>P: 11 | R: 0<br>E: 0<br>K: 0<br>S: 6 | H: 0<br>LOB: 0<br>BB: 0<br>P: 10 | 1B: 3<br>2B: 1<br>3B: 1<br>HR: 0  | SF: 1<br>SAC: 0<br>DP: 1<br>HBP: 0 | WP: 1<br>PB: 0<br>SB: 1<br>CS: 0 | PA: 31 |  |
| <b>PITCHER</b>                                  | IP                           | WLS                              | BF                            | H                                | R                            | ER                               | SO                            | BB                               | IBB                           | HBP                              | BLK                          | WP                               | HR                           | S                                | P                            | ERA                              | WHIP  |                                    |                                  |        |  |
| Brandon Duckworth, R<br>ERA: 4.98               | 5.1                          | L                                | 24                            | 4                                | 2                            | 2                                | 3                             | 4                                | 0                             | 0                                | 0                            | 0                                | 0                            | 57                               | 102                          | 3.38                             | 1.500   |                                    |                                  |        |  |
| Terry Adams, R<br>ERA: 3.38                     | 2.2                          |                                  | 7                             | 0                                | 0                            | 0                                | 0                             | 0                                | 0                             | 0                                | 0                            | 0                                | 0                            | 15                               | 22                           | 0.00                             | 0.000   |                                    |                                  |        |  |

|     |    |
|-----|----|
| AB  | 26 |
| R   | 2  |
| H   | 4  |
| RBI | 1  |
| BB  | 4  |
| SO  | 3  |
| LOB | 9  |





| Batter  | 1                             | 2                                | 3                            | 4                                | 5                             | 6                                | 7                             | 8                                | 9                             | AB                               | R                             | H                                | RBI                          | BB                              | SO                            | LOB                              | TOP  |                                  |                                  |                                    |                                  |        |  |  |  |
|---|-------------------------------|----------------------------------|------------------------------|----------------------------------|-------------------------------|----------------------------------|-------------------------------|----------------------------------|-------------------------------|----------------------------------|-------------------------------|----------------------------------|------------------------------|---------------------------------|-------------------------------|----------------------------------|--|----------------------------------|----------------------------------|------------------------------------|----------------------------------|--------|--|--|--|
| 11 Jimmy Rollins, S<br>OBP: 0.311, SLG: 0.373 | G4-3                          |                                  | L4                           |                                  |                               |                                  | K                             |                                  | F8                            | 5                                | 0                             | 1                                | 1                            | 0                               | 1                             | 1                                | <b>Philadelphia Phillies @ Anaheim Angels</b><br>Edison International Field, Anaheim, CA<br>Wed Jun 11 2003, 10:05 PM EDT<br>Att: 31,130 - Cloudy - 68 F |                                  |                                  |                                    |                                  |        |  |  |  |
| Placido Polanco, R<br>OBP: 0.330, SLG: 0.419  | F7                            |                                  | K                            |                                  |                               |                                  | K                             |                                  | F8                            | 5                                | 0                             | 1                                | 1                            | 0                               | 2                             | 1                                |  |                                  |                                  |                                    |                                  |        |  |  |  |
| Jim Thome, L<br>OBP: 0.371, SLG: 0.494        | P2                            |                                  |                              |                                  | G4-3                          |                                  | G3                            |                                  |                               | 3                                | 0                             | 0                                | 0                            | 2                               | 0                             | 0                                |  |                                  |                                  |                                    |                                  |        |  |  |  |
| Bobby Abreu, L<br>OBP: 0.391, SLG: 0.448      |                               | F7                               |                              |                                  | K                             |                                  |                               |                                  | G4-3                          | 5                                | 1                             | 1                                | 0                            | 0                               | 1                             | 4                                |  |                                  |                                  |                                    |                                  |        |  |  |  |
| Mike Lieberthal, R<br>OBP: 0.399, SLG: 0.453  |                               | L8                               |                              |                                  |                               |                                  |                               |                                  |                               | 3                                | 0                             | 1                                | 0                            | 0                               | 0                             | 0                                |  |                                  |                                  |                                    |                                  |        |  |  |  |
| Ricky Ledes, L<br>OBP: 0.338, SLG: 0.435      |                               | WP                               |                              |                                  | HBP                           |                                  | L9                            |                                  | G3                            | 4                                | 0                             | 1                                | 0                            | 0                               | 0                             | 3                                |  |                                  |                                  |                                    |                                  |        |  |  |  |
| Jason Michaels, R<br>OBP: 0.391, SLG: 0.500   |                               |                                  |                              |                                  |                               |                                  |                               |                                  | G6-3                          | 4                                | 0                             | 1                                | 1                            | 0                               | 1                             | 2                                |  |                                  |                                  |                                    |                                  |        |  |  |  |
| David Bell, R<br>OBP: 0.287, SLG: 0.282       |                               |                                  | F8                           |                                  |                               |                                  |                               |                                  |                               | 1                                | 1                             | 0                                | 0                            | 3                               | 0                             | 0                                |  |                                  |                                  |                                    |                                  |        |  |  |  |
| Nick Punto, S<br>OBP: 0.211, SLG: 0.167       |                               |                                  |                              |                                  |                               |                                  |                               |                                  |                               | 0                                | 0                             | 0                                | 0                            | 0                               | 0                             | 0                                |  |                                  |                                  |                                    |                                  |        |  |  |  |
| Marlon Byrd, R<br>OBP: 0.347, SLG: 0.373      |                               |                                  |                              |                                  |                               |                                  |                               |                                  |                               | 4                                | 1                             | 2                                | 0                            | 0                               | 2                             | 4                                |  |                                  |                                  |                                    |                                  |        |  |  |  |
| <b>Inning Stats</b>                           | R: 0<br>E: 0<br>K: 0<br>S: 10 | H: 0<br>LOB: 0<br>BB: 0<br>P: 15 | R: 0<br>E: 0<br>K: 1<br>S: 8 | H: 1<br>LOB: 1<br>BB: 0<br>P: 14 | R: 0<br>E: 0<br>K: 1<br>S: 10 | H: 1<br>LOB: 1<br>BB: 0<br>P: 14 | R: 0<br>E: 0<br>K: 1<br>S: 11 | H: 0<br>LOB: 1<br>BB: 0<br>P: 17 | R: 2<br>E: 0<br>K: 0<br>S: 17 | H: 3<br>LOB: 2<br>BB: 2<br>P: 29 | R: 0<br>E: 0<br>K: 1<br>S: 12 | H: 1<br>LOB: 2<br>BB: 1<br>P: 23 | R: 0<br>E: 0<br>K: 2<br>S: 8 | H: 0<br>LOB: 0<br>BB: 0<br>P: 9 | R: 1<br>E: 0<br>K: 1<br>S: 13 | H: 2<br>LOB: 2<br>BB: 1<br>P: 26 | R: 0<br>E: 0<br>K: 0<br>S: 10  | H: 0<br>LOB: 1<br>BB: 1<br>P: 14 | 1B: 6<br>2B: 3<br>3B: 0<br>HR: 0 | SF: 0<br>SAC: 0<br>DP: 1<br>HBP: 1 | WP: 1<br>PB: 0<br>SB: 0<br>CS: 0 | PA: 40 |  |  |  |
| <b>PITCHER</b>                                | IP                            | WLS                              | BF                           | H                                | R                             | ER                               | SO                            | BB                               | IBB                           | HBP                              | BLK                           | WP                               | HR                           | S                               | P                             | ERA                              | WHIP   |                                  |                                  |                                    |                                  |        |  |  |  |
| Kevin Appier, R<br>ERA: 4.65                  | (1, 1)                        | 5.2                              | 26                           | 6                                | 2                             | 2                                | 3                             | 3                                | 0                             | 1                                | 0                             | 1                                | 0                            | 65                              | 106                           | 3.18                             | 1.588  |                                  |                                  |                                    |                                  |        |  |  |  |
| Ben Weber, R<br>ERA: 2.2                      | (6, 1)                        | 1.0                              | W                            | 3                                | 0                             | 0                                | 3                             | 0                                | 0                             | 0                                | 0                             | 0                                | 0                            | 9                               | 13                            | 0.00                             | 0.000  |                                  |                                  |                                    |                                  |        |  |  |  |
| Scott Schoeneweis, L<br>ERA: 7.0              | (7, 1)                        | 0.1                              | H                            | 2                                | 1                             | 1                                | 0                             | 0                                | 0                             | 0                                | 0                             | 0                                | 0                            | 4                               | 5                             | 27.00                            | 3.000  |                                  |                                  |                                    |                                  |        |  |  |  |
| Brendan Donnelly, R<br>ERA: 0.26              | (8, 1)                        | 1.0                              | H                            | 5                                | 1                             | 0                                | 0                             | 1                                | 0                             | 0                                | 0                             | 0                                | 0                            | 11                              | 23                            | 0.00                             | 2.000  |                                  |                                  |                                    |                                  |        |  |  |  |
| Troy Percival, R<br>ERA: 3.5                  | (9, 1)                        | 1.0                              | S                            | 4                                | 0                             | 0                                | 0                             | 1                                | 0                             | 0                                | 0                             | 0                                | 0                            | 10                              | 14                            | 0.00                             | 1.000  |                                  |                                  |                                    |                                  |        |  |  |  |

| Batter  | 1                             | 2                                | 3                            | 4                                | 5                             | 6                                | 7                            | 8                               | 9                            | AB                               | R                             | H                                | RBI                          | BB                               | SO                           | LOB                              | BOTTOM   |                                    |                                  |        |  |  |  |  |  |
|---|-------------------------------|----------------------------------|------------------------------|----------------------------------|-------------------------------|----------------------------------|------------------------------|---------------------------------|------------------------------|----------------------------------|-------------------------------|----------------------------------|------------------------------|----------------------------------|------------------------------|----------------------------------|--|------------------------------------|----------------------------------|--------|--|--|--|--|--|
| Darin Erstad, L<br>OBP: 0.360, SLG: 0.372       | G3-1                          |                                  | G3-1                         |                                  |                               |                                  | K                            |                                 |                              | 4                                | 0                             | 0                                | 0                            | 0                                | 1                            | 0                                | <b>Philadelphia Phillies @ Anaheim Angels</b><br>Edison International Field, Anaheim, CA<br>Wed Jun 11 2003, 10:05 PM EDT<br>Att: 31,130 - Cloudy - 68 F |                                    |                                  |        |  |  |  |  |  |
| Scott Spiezio, S<br>OBP: 0.329, SLG: 0.422      | K                             |                                  | HR                           |                                  |                               |                                  |                              |                                 | P5                           | 4                                | 1                             | 1                                | 1                            | 0                                | 1                            | 0                                |  |                                    |                                  |        |  |  |  |  |  |
| Tim Salmon, R<br>OBP: 0.386, SLG: 0.479         |                               |                                  |                              |                                  |                               |                                  |                              |                                 | F8                           | 4                                | 0                             | 2                                | 0                            | 0                                | 1                            | 0                                |  |                                    |                                  |        |  |  |  |  |  |
| Eric Owens, R<br>OBP: 0.246, SLG: 0.230         | WP                            |                                  | F9                           |                                  |                               |                                  |                              |                                 |                              | 0                                | 0                             | 0                                | 0                            | 0                                | 0                            | 0                                |  |                                    |                                  |        |  |  |  |  |  |
| 16 Garret Anderson, L<br>OBP: 0.336, SLG: 0.560 |                               |                                  |                              |                                  |                               |                                  |                              |                                 |                              | 3                                | 1                             | 2                                | 0                            | 1                                | 0                            | 1                                |  |                                    |                                  |        |  |  |  |  |  |
| Troy Glaus, R<br>OBP: 0.393, SLG: 0.573         |                               |                                  |                              |                                  |                               |                                  |                              |                                 |                              | 2                                | 0                             | 0                                | 0                            | 1                                | 0                            | 3                                |  |                                    |                                  |        |  |  |  |  |  |
| Brad Fullmer, L<br>OBP: 0.389, SLG: 0.477       |                               |                                  |                              |                                  |                               |                                  |                              |                                 |                              | 4                                | 1                             | 2                                | 0                            | 0                                | 0                            | 4                                |  |                                    |                                  |        |  |  |  |  |  |
| Adam Kennedy, L<br>OBP: 0.350, SLG: 0.372       |                               |                                  |                              |                                  |                               |                                  |                              |                                 |                              | 3                                | 0                             | 0                                | 0                            | 1                                | 0                            | 1                                |  |                                    |                                  |        |  |  |  |  |  |
| Bengie Molina, R<br>OBP: 0.314, SLG: 0.391      |                               |                                  |                              |                                  |                               |                                  |                              |                                 |                              | 4                                | 1                             | 1                                | 2                            | 0                                | 0                            | 1                                |  |                                    |                                  |        |  |  |  |  |  |
| Benji Gil, R<br>OBP: 0.192, SLG: 0.205          |                               |                                  |                              |                                  |                               |                                  |                              |                                 |                              | 4                                | 1                             | 1                                | 2                            | 0                                | 1                            | 1                                |  |                                    |                                  |        |  |  |  |  |  |
| <b>Inning Stats</b>                             | R: 0<br>E: 0<br>K: 1<br>S: 10 | H: 1<br>LOB: 2<br>BB: 1<br>P: 18 | R: 0<br>E: 0<br>K: 0<br>S: 8 | H: 1<br>LOB: 0<br>BB: 0<br>P: 11 | R: 1<br>E: 0<br>K: 0<br>S: 14 | H: 2<br>LOB: 0<br>BB: 0<br>P: 22 | R: 0<br>E: 0<br>K: 0<br>S: 3 | H: 0<br>LOB: 0<br>BB: 0<br>P: 4 | R: 0<br>E: 0<br>K: 1<br>S: 8 | H: 0<br>LOB: 0<br>BB: 0<br>P: 12 | R: 4<br>E: 0<br>K: 1<br>S: 15 | H: 4<br>LOB: 1<br>BB: 1<br>P: 28 | R: 0<br>E: 0<br>K: 0<br>S: 8 | H: 1<br>LOB: 2<br>BB: 1<br>P: 15 | R: 0<br>E: 0<br>K: 1<br>S: 7 | H: 0<br>LOB: 0<br>BB: 0<br>P: 11 | 1B: 5<br>2B: 2<br>3B: 0<br>HR: 2   | SF: 0<br>SAC: 0<br>DP: 0<br>HBP: 1 | WP: 1<br>PB: 0<br>SB: 0<br>CS: 0 | PA: 36 |  |  |  |  |  |
| <b>PITCHER</b>                                  | IP                            | WLS                              | BF                           | H                                | R                             | ER                               | SO                           | BB                              | IBB                          | HBP                              | BLK                           | WP                               | HR                           | S                                | P                            | ERA                              | WHIP   |                                    |                                  |        |  |  |  |  |  |
| 39 Brett Myers, R<br>ERA: 3.54                  | (1, 1)                        | 5.2                              | L                            | 27                               | 8                             | 5                                | 2                            | 2                               | 0                            | 1                                | 0                             | 0                                | 0                            | 4                                | 7                            | 0.00                             | 1.765  |                                    |                                  |        |  |  |  |  |  |
| Rheal Cormier, L<br>ERA: 1.91                   | (6, 1)                        | 0.1                              |                              | 1                                | 0                             | 0                                | 0                            | 0                               | 0                            | 0                                | 0                             | 0                                | 0                            | 4                                | 7                            | 0.00                             | 0.000  |                                    |                                  |        |  |  |  |  |  |
| Turk Wendell, R<br>ERA: 0.86                    | (7, 1)                        | 2.0                              |                              | 8                                | 1                             | 0                                | 0                            | 1                               | 0                            | 0                                | 0                             | 0                                | 0                            | 15                               | 26                           | 0.00                             | 1.000  |                                    |                                  |        |  |  |  |  |  |



| Batter   | 1                                     | 2                                     | 3                                     | 4                                     | 5                                     | 6                                     | 7                                     | 8                                     | 9                                     | AB                                    | R                                     | H                                     | RBI                                   | BB                                    | SO                                    | LOB                                   | TOP                               |                                    |                                  |        |  |  |
|--|---------------------------------------|---------------------------------------|---------------------------------------|---------------------------------------|---------------------------------------|---------------------------------------|---------------------------------------|---------------------------------------|---------------------------------------|---------------------------------------|---------------------------------------|---------------------------------------|---------------------------------------|---------------------------------------|---------------------------------------|---------------------------------------|-----------------------------------|------------------------------------|----------------------------------|--------|--|--|
| Roger Cedeno, S<br>OBP: 0.338, SLG: 0.349<br>Tsuayoshi Shinjo, R<br>OBP: 0.245, SLG: 0.273 | G5-3                                  | G3                                    |                                       | 1B                                    | K                                     |                                       | G4-3                                  |                                       |                                       | 5                                     | 1                                     | 1                                     | 1                                     | 0                                     | 1                                     | 4                                     |                                   |                                    |                                  |        |  |  |
| Timo Perez, L<br>OBP: 0.333, SLG: 0.367  | HR                                    |                                       | 1B                                    | SF7                                   | F8                                    |                                       |                                       | K                                     |                                       | 4                                     | 1                                     | 2                                     | 2                                     | 0                                     | 1                                     | 2                                     |                                   |                                    |                                  |        |  |  |
| Roberto Alomar, S<br>OBP: 0.347, SLG: 0.379  | G1-3                                  |                                       | 1B                                    | E9                                    |                                       | F8                                    |                                       | P6                                    |                                       | 5                                     | 0                                     | 2                                     | 1                                     | 0                                     | 0                                     | 0                                     |                                   |                                    |                                  |        |  |  |
| Cliff Floyd, L<br>OBP: 0.378, SLG: 0.549   | BB                                    |                                       | P4                                    | K                                     |                                       | HR                                    |                                       | G4-3                                  |                                       | 4                                     | 1                                     | 1                                     | 0                                     | 1                                     | 1                                     | 4                                     |                                   |                                    |                                  |        |  |  |
| Jeremy Burnitz, L<br>OBP: 0.336, SLG: 0.540  | F7                                    |                                       | F7                                    | 1B                                    |                                       | HR                                    |                                       |                                       | K                                     | 5                                     | 1                                     | 2                                     | 3                                     | 0                                     | 1                                     | 3                                     |                                   |                                    |                                  |        |  |  |
| Ty Wigginton, R<br>OBP: 0.336, SLG: 0.434  |                                       | G1-3                                  | F9                                    | K                                     |                                       | G5-3                                  |                                       | G6-4-3                                |                                       | 5                                     | 0                                     | 1                                     | 0                                     | 0                                     | 1                                     | 4                                     |                                   |                                    |                                  |        |  |  |
| Jason Phillips, R<br>OBP: 0.362, SLG: 0.439  | K                                     |                                       |                                       | 7 1B                                  | 2B                                    |                                       | F7                                    |                                       | G6-4-3                                | 4                                     | 1                                     | 1                                     | 0                                     | 1                                     | 1                                     | 1                                     |                                   |                                    |                                  |        |  |  |
| Vance Wilson, R<br>OBP: 0.342, SLG: 0.491  | 7 E                                   |                                       |                                       | 1B                                    | SF7                                   |                                       |                                       | L4                                    |                                       | 3                                     | 1                                     | 2                                     | 0                                     | 1                                     | 0                                     | 0                                     |                                   |                                    |                                  |        |  |  |
| 7 José Reyes, S<br>OBP: 0.176, SLG: 0.235  | E5                                    |                                       |                                       | 1B                                    |                                       | G5-3                                  |                                       | G5-3                                  |                                       | 4                                     | 1                                     | 1                                     | 0                                     | 0                                     | 0                                     | 3                                     |                                   |                                    |                                  |        |  |  |
| <b>Inning Stats</b>  | R: 1<br>E: 0<br>K: 0<br>S: 9          | H: 1<br>LOB: 1<br>BB: 1<br>P: 16      | R: 0<br>E: 1<br>K: 1<br>S: 10         | H: 0<br>LOB: 2<br>BB: 1<br>P: 22      | R: 0<br>E: 0<br>K: 0<br>S: 16         | H: 2<br>LOB: 2<br>BB: 0<br>P: 20      | R: 4<br>E: 1<br>K: 2<br>S: 17         | H: 5<br>LOB: 2<br>BB: 1<br>P: 30      | R: 0<br>E: 0<br>K: 1<br>S: 14         | H: 2<br>LOB: 0<br>BB: 0<br>P: 21      | R: 2<br>E: 0<br>K: 0<br>S: 8          | H: 2<br>LOB: 0<br>BB: 0<br>P: 14      | R: 0<br>E: 0<br>K: 1<br>S: 15         | H: 0<br>LOB: 0<br>BB: 0<br>P: 18      | R: 0<br>E: 0<br>K: 1<br>S: 6          | H: 1<br>LOB: 0<br>BB: 0<br>P: 7       | 1B: 10<br>2B: 1<br>3B: 0<br>HR: 2 | SF: 1<br>SAC: 0<br>DP: 1<br>HBP: 0 | WP: 0<br>PB: 0<br>SB: 0<br>CS: 0 | PA: 43 |  |  |
| <b>PITCHER</b>   | IP<br>WLS<br>BF<br>H<br>R<br>ER<br>SO | IP<br>WLS<br>BF<br>H<br>R<br>ER<br>SO | IP<br>WLS<br>BF<br>H<br>R<br>ER<br>SO | IP<br>WLS<br>BF<br>H<br>R<br>ER<br>SO | IP<br>WLS<br>BF<br>H<br>R<br>ER<br>SO | IP<br>WLS<br>BF<br>H<br>R<br>ER<br>SO | IP<br>WLS<br>BF<br>H<br>R<br>ER<br>SO | IP<br>WLS<br>BF<br>H<br>R<br>ER<br>SO | IP<br>WLS<br>BF<br>H<br>R<br>ER<br>SO | IP<br>WLS<br>BF<br>H<br>R<br>ER<br>SO | IP<br>WLS<br>BF<br>H<br>R<br>ER<br>SO | IP<br>WLS<br>BF<br>H<br>R<br>ER<br>SO | IP<br>WLS<br>BF<br>H<br>R<br>ER<br>SO | IP<br>WLS<br>BF<br>H<br>R<br>ER<br>SO | IP<br>WLS<br>BF<br>H<br>R<br>ER<br>SO | IP<br>WLS<br>BF<br>H<br>R<br>ER<br>SO | ERA<br>WHIP                       | ERA<br>WHIP                        |                                  |        |  |  |
| Aaron Sele, R<br>ERA: 7.22   | (1, 1)                                | 3.2                                   | L                                     | 23                                    | 8                                     | 5                                     | 5                                     | 2                                     | 3                                     | 0                                     | 0                                     | 0                                     | 0                                     | 0                                     | 0                                     | 1                                     | 49                                | 84                                 | 12.27                            | 3.000  |  |  |
| 62 Scot Shields, R<br>ERA: 1.58  | (4, 1)                                | 3.1                                   |                                       | 14                                    | 4                                     | 2                                     | 2                                     | 2                                     | 0                                     | 0                                     | 0                                     | 0                                     | 0                                     | 0                                     | 0                                     | 1                                     | 29                                | 45                                 | 5.40                             | 1.200  |  |  |
| Scott Schoeneweis, L<br>ERA: 6.3   | (8, 1)                                | 2.0                                   |                                       | 6                                     | 1                                     | 0                                     | 0                                     | 2                                     | 0                                     | 0                                     | 0                                     | 0                                     | 0                                     | 0                                     | 0                                     | 0                                     | 21                                | 25                                 | 0.00                             | 0.500  |  |  |

New York Mets @ Anaheim Angels  
Edison International Field, Anaheim, CA  
Fri Jun 13 2003, 10:05 PM EDT  
Att: 38,294 - Sunny - 71 F

AB 39  
R 7  
H 13  
RBI 7  
BB 3  
SO 6  
LOB 21



| Batter   | 1                                     | 2                                     | 3                                     | 4                                     | 5                                     | 6                                     | 7                                     | 8                                     | 9                                     | AB                                    | R                                     | H                                     | RBI                                   | BB                                    | SO                                    | LOB                                   | BOTTOM                       |                                  |                                  |                                    |                                  |        |
|--|---------------------------------------|---------------------------------------|---------------------------------------|---------------------------------------|---------------------------------------|---------------------------------------|---------------------------------------|---------------------------------------|---------------------------------------|---------------------------------------|---------------------------------------|---------------------------------------|---------------------------------------|---------------------------------------|---------------------------------------|---------------------------------------|------------------------------|----------------------------------|----------------------------------|------------------------------------|----------------------------------|--------|
| David Eckstein, R<br>OBP: 0.327, SLG: 0.316  | B2                                    |                                       | F8                                    |                                       | K                                     |                                       | FC4-6                                 |                                       | F7                                    | 4                                     | 0                                     | 0                                     | 0                                     | 0                                     | 1                                     | 1                                     |                              |                                  |                                  |                                    |                                  |        |
| Darin Erstad, L<br>OBP: 0.396, SLG: 0.378  | 1B                                    |                                       | CS                                    |                                       | F7                                    |                                       | FC4-6                                 |                                       |                                       | 4                                     | 0                                     | 2                                     | 0                                     | 0                                     | 0                                     | 2                                     |                              |                                  |                                  |                                    |                                  |        |
| Tim Salmon, R<br>OBP: 0.380, SLG: 0.471  | F9                                    |                                       | CS                                    | F9                                    | K                                     |                                       | F8                                    |                                       |                                       | 4                                     | 0                                     | 0                                     | 0                                     | 0                                     | 1                                     | 3                                     |                              |                                  |                                  |                                    |                                  |        |
| 16 Garret Anderson, L<br>OBP: 0.335, SLG: 0.559                                      | K                                     |                                       |                                       | 2B                                    |                                       | K                                     | K                                     |                                       |                                       | 4                                     | 0                                     | 1                                     | 0                                     | 0                                     | 3                                     | 2                                     |                              |                                  |                                  |                                    |                                  |        |
| Troy Glaus, R<br>OBP: 0.390, SLG: 0.565  |                                       | G5-3                                  |                                       | G1-3                                  |                                       | F8                                    |                                       | K                                     |                                       | 3                                     | 1                                     | 0                                     | 0                                     | 1                                     | 1                                     | 1                                     |                              |                                  |                                  |                                    |                                  |        |
| Shawn Wooten, R<br>OBP: 0.385, SLG: 0.439  | G6-3                                  |                                       |                                       | L6                                    |                                       | 1B                                    |                                       | K                                     |                                       | 4                                     | 0                                     | 1                                     | 0                                     | 0                                     | 1                                     | 1                                     |                              |                                  |                                  |                                    |                                  |        |
| Bengie Molina, R<br>OBP: 0.313, SLG: 0.403   | E6                                    |                                       |                                       |                                       | HR                                    | F8                                    |                                       | F8                                    |                                       | 4                                     | 1                                     | 1                                     | 1                                     | 0                                     | 0                                     | 2                                     |                              |                                  |                                  |                                    |                                  |        |
| Benji Gil, R<br>OBP: 0.210, SLG: 0.237<br>Adam Kennedy, L<br>OBP: 0.348, SLG: 0.369  | F9                                    |                                       |                                       | 2B                                    | 2B                                    |                                       |                                       | F9                                    |                                       | 3                                     | 1                                     | 2                                     | 1                                     | 0                                     | 0                                     | 1                                     |                              |                                  |                                  |                                    |                                  |        |
| Eric Owens, R<br>OBP: 0.250, SLG: 0.243<br>Jeff DaVanon, S<br>OBP: 0.388, SLG: 0.604 |                                       |                                       | F8                                    |                                       | 2B                                    |                                       |                                       | F7                                    |                                       | 2                                     | 0                                     | 1                                     | 1                                     | 0                                     | 0                                     | 0                                     |                              |                                  |                                  |                                    |                                  |        |
| <b>Inning Stats</b>  | R: 0<br>E: 0<br>K: 1<br>S: 10         | H: 1<br>LOB: 1<br>BB: 0<br>P: 15      | R: 0<br>E: 1<br>K: 0<br>S: 7          | H: 0<br>LOB: 1<br>BB: 0<br>P: 9       | R: 0<br>E: 0<br>K: 0<br>S: 9          | H: 1<br>LOB: 0<br>BB: 0<br>P: 16      | R: 0<br>E: 0<br>K: 0<br>S: 8          | H: 1<br>LOB: 1<br>BB: 0<br>P: 9       | R: 2<br>E: 0<br>K: 2<br>S: 18         | H: 3<br>LOB: 1<br>BB: 0<br>P: 30      | R: 1<br>E: 0<br>K: 2<br>S: 14         | H: 2<br>LOB: 2<br>BB: 1<br>P: 23      | R: 0<br>E: 0<br>K: 1<br>S: 12         | H: 0<br>LOB: 1<br>BB: 0<br>P: 16      | R: 0<br>E: 0<br>K: 2<br>S: 9          | H: 0<br>LOB: 0<br>BB: 0<br>P: 11      | R: 0<br>E: 0<br>K: 0<br>S: 7 | H: 0<br>LOB: 0<br>BB: 0<br>P: 11 | 1B: 4<br>2B: 3<br>3B: 0<br>HR: 1 | SF: 0<br>SAC: 0<br>DP: 0<br>HBP: 1 | WP: 0<br>PB: 0<br>SB: 0<br>CS: 1 | PA: 38 |
| <b>PITCHER</b>   | IP<br>WLS<br>BF<br>H<br>R<br>ER<br>SO | IP<br>WLS<br>BF<br>H<br>R<br>ER<br>SO | IP<br>WLS<br>BF<br>H<br>R<br>ER<br>SO | IP<br>WLS<br>BF<br>H<br>R<br>ER<br>SO | IP<br>WLS<br>BF<br>H<br>R<br>ER<br>SO | IP<br>WLS<br>BF<br>H<br>R<br>ER<br>SO | IP<br>WLS<br>BF<br>H<br>R<br>ER<br>SO | IP<br>WLS<br>BF<br>H<br>R<br>ER<br>SO | IP<br>WLS<br>BF<br>H<br>R<br>ER<br>SO | IP<br>WLS<br>BF<br>H<br>R<br>ER<br>SO | IP<br>WLS<br>BF<br>H<br>R<br>ER<br>SO | IP<br>WLS<br>BF<br>H<br>R<br>ER<br>SO | IP<br>WLS<br>BF<br>H<br>R<br>ER<br>SO | IP<br>WLS<br>BF<br>H<br>R<br>ER<br>SO | IP<br>WLS<br>BF<br>H<br>R<br>ER<br>SO | IP<br>WLS<br>BF<br>H<br>R<br>ER<br>SO | ERA<br>WHIP                  | ERA<br>WHIP                      |                                  |                                    |                                  |        |
| Mike Bacsik, L<br>ERA: 10.38   | (1, 1)                                | 5.0                                   | W                                     | 21                                    | 6                                     | 2                                     | 2                                     | 3                                     | 0                                     | 0                                     | 0                                     | 0                                     | 0                                     | 0                                     | 0                                     | 1                                     | 52                           | 79                               | 3.60                             | 1.200                              |                                  |        |
| David Weathers, R<br>ERA: 3.79   | (6, 1)                                | 2.0                                   |                                       | 10                                    | 2                                     | 1                                     | 1                                     | 3                                     | 1                                     | 0                                     | 1                                     | 0                                     | 0                                     | 0                                     | 0                                     | 26                                    | 39                           | 4.50                             | 1.500                            |                                    |                                  |        |
| Armando Benitez, R<br>ERA: 2.97  | (8, 1)                                | 2.0                                   |                                       | 6                                     | 0                                     | 0                                     | 0                                     | 2                                     | 0                                     | 0                                     | 0                                     | 0                                     | 0                                     | 0                                     | 0                                     | 16                                    | 22                           | 0.00                             | 0.000                            |                                    |                                  |        |

New York Mets @ Anaheim Angels  
Edison International Field, Anaheim, CA  
Fri Jun 13 2003, 10:05 PM EDT  
Att: 38,294 - Sunny - 71 F

AB 35  
R 3  
H 8  
RBI 3  
BB 1  
SO 8  
LOB 15





| Batter  | 1                             | 2                                | 3                             | 4                                | 5                            | 6                                | 7                             | 8                                | 9                            | AB                               | R                            | H                               | RBI                          | BB                              | SO                           | LOB                             | TOP                          |                                 |                                  |                                    |                         |        |  |  |  |  |  |  |
|---|-------------------------------|----------------------------------|-------------------------------|----------------------------------|------------------------------|----------------------------------|-------------------------------|----------------------------------|------------------------------|----------------------------------|------------------------------|---------------------------------|------------------------------|---------------------------------|------------------------------|---------------------------------|------------------------------|---------------------------------|----------------------------------|------------------------------------|-------------------------|--------|--|--|--|--|--|--|
| Roger Cedeno, S<br>OBP: 0.332, SLG: 0.341   | F7                            |                                  | G5-3                          | K                                |                              |                                  | F7                            |                                  |                              | 4                                | 0                            | 0                               | 0                            | 0                               | 1                            | 2                               |                              |                                 |                                  |                                    |                         |        |  |  |  |  |  |  |
| Timo Perez, L<br>OBP: 0.321, SLG: 0.353   | F7                            |                                  | L1                            |                                  |                              |                                  | F8                            | G4-3                             |                              | 4                                | 0                            | 0                               | 0                            | 0                               | 0                            | 0                               |                              |                                 |                                  |                                    |                         |        |  |  |  |  |  |  |
| Roberto Alomar, S<br>OBP: 0.346, SLG: 0.377<br>Joe McEwing, R<br>OBP: 0.292, SLG: 0.276 | P2                            |                                  | FC6-4<br>1B                   |                                  |                              |                                  | F7                            | G4-3                             |                              | 4                                | 0                            | 1                               | 0                            | 0                               | 0                            | 0                               |                              |                                 |                                  |                                    |                         |        |  |  |  |  |  |  |
| Cliff Floyd, L<br>OBP: 0.376, SLG: 0.552  |                               | E<br>3B                          | FC6-4<br>1-2                  |                                  |                              |                                  | P6                            | G5-3                             |                              | 4                                | 1                            | 1                               | 0                            | 0                               | 0                            | 1                               |                              |                                 |                                  |                                    |                         |        |  |  |  |  |  |  |
| Jeremy Burnitz, L<br>OBP: 0.333, SLG: 0.539   | K                             |                                  |                               | 1B<br>2B                         |                              |                                  | F8                            |                                  | L3                           | 4                                | 1                            | 1                               | 0                            | 0                               | 1                            | 1                               |                              |                                 |                                  |                                    |                         |        |  |  |  |  |  |  |
| Ty Wigginton, R<br>OBP: 0.331, SLG: 0.427   | FC5<br>2B                     |                                  | L8                            |                                  |                              |                                  | G5-3                          |                                  | F9                           | 4                                | 1                            | 0                               | 0                            | 0                               | 0                            | 1                               |                              |                                 |                                  |                                    |                         |        |  |  |  |  |  |  |
| Jason Phillips, R<br>OBP: 0.357, SLG: 0.424   | G5-3                          |                                  |                               | 7<br>F8<br>1B<br>HBP             |                              |                                  | F8                            |                                  | F9                           | 3                                | 0                            | 0                               | 0                            | 0                               | 0                            | 1                               |                              |                                 |                                  |                                    |                         |        |  |  |  |  |  |  |
| Tony Clark, S<br>OBP: 0.275, SLG: 0.464   |                               | 2H<br>2B                         |                               |                                  |                              |                                  | P5                            |                                  |                              | 3                                | 0                            | 2                               | 2                            | 0                               | 0                            | 0                               |                              |                                 |                                  |                                    |                         |        |  |  |  |  |  |  |
| 7 José Reyes, S<br>OBP: 0.150, SLG: 0.200   | L3                            |                                  | F8                            |                                  |                              |                                  | P3                            |                                  |                              | 3                                | 0                            | 0                               | 0                            | 0                               | 0                            | 3                               |                              |                                 |                                  |                                    |                         |        |  |  |  |  |  |  |
| <b>Inning Stats</b>   | R: 0<br>E: 0<br>K: 0<br>S: 10 | H: 0<br>LOB: 0<br>BB: 0<br>P: 12 | R: 2<br>E: 1<br>K: 1<br>S: 17 | H: 2<br>LOB: 1<br>BB: 0<br>P: 31 | R: 0<br>E: 0<br>K: 0<br>S: 9 | H: 1<br>LOB: 1<br>BB: 0<br>P: 12 | R: 1<br>E: 0<br>K: 1<br>S: 16 | H: 2<br>LOB: 2<br>BB: 0<br>P: 23 | R: 0<br>E: 0<br>K: 0<br>S: 9 | H: 0<br>LOB: 0<br>BB: 0<br>P: 10 | R: 0<br>E: 0<br>K: 0<br>S: 6 | H: 0<br>LOB: 0<br>BB: 0<br>P: 8 | R: 0<br>E: 0<br>K: 0<br>S: 5 | H: 0<br>LOB: 0<br>BB: 0<br>P: 6 | R: 0<br>E: 0<br>K: 0<br>S: 6 | H: 0<br>LOB: 0<br>BB: 0<br>P: 8 | R: 0<br>E: 0<br>K: 0<br>S: 5 | H: 0<br>LOB: 0<br>BB: 0<br>P: 9 | 1B: 2<br>2B: 2<br>3B: 1<br>HR: 0 | SF: 0<br>SAC: 0<br>DP: 0<br>HBP: 1 | WP: 0<br>PB: 0<br>CS: 0 | PA: 34 |  |  |  |  |  |  |
| <b>PITCHER</b>  | IP                            | WLS                              | BF                            | H                                | R                            | ER                               | SO                            | BB                               | IBB                          | HBP                              | BLK                          | WP                              | HR                           | S                               | P                            | ERA                             | WHIP                         |                                 |                                  |                                    |                         |        |  |  |  |  |  |  |
| Ramon Ortiz, R<br>ERA: 5.1  | (1, 1)                        | 7.0                              | W                             | 28                               | 5                            | 3                                | 1                             | 2                                | 0                            | 0                                | 1                            | 0                               | 0                            | 0                               | 72                           | 102                             | 1.29                         | 0.714                           |                                  |                                    |                         |        |  |  |  |  |  |  |
| Francisco Rodríguez, R<br>ERA: 3.9  | (8, 1)                        | 2.0                              |                               | 6                                | 0                            | 0                                | 0                             | 0                                | 0                            | 0                                | 0                            | 0                               | 0                            | 0                               | 11                           | 17                              | 0.00                         | 0.000                           |                                  |                                    |                         |        |  |  |  |  |  |  |

New York Mets @ Anaheim Angels  
Edison International Field, Anaheim, CA  
Sat Jun 14, 2003, 10:05 PM EDT  
Att: 43,449 - Sunny - 76 F

AB 33  
R 3  
H 5  
RBI 2  
BB 0  
SO 2  
LOB 9



| Batter   | 1                             | 2                                | 3                             | 4                                | 5                             | 6                                | 7                             | 8                                | 9                             | AB                               | R                            | H                               | RBI                           | BB                               | SO                               | LOB                                | BOTTOM                  |        |  |  |  |  |  |  |  |  |  |  |
|--|-------------------------------|----------------------------------|-------------------------------|----------------------------------|-------------------------------|----------------------------------|-------------------------------|----------------------------------|-------------------------------|----------------------------------|------------------------------|---------------------------------|-------------------------------|----------------------------------|----------------------------------|------------------------------------|-------------------------|--------|--|--|--|--|--|--|--|--|--|--|
| David Eckstein, R<br>OBP: 0.332, SLG: 0.319  | G3<br>WP<br>G6-3<br>BB        |                                  |                               | 1B<br>3B<br>1B                   | 2-3<br>1B                     |                                  | G4-3                          |                                  |                               | 4                                | 2                            | 2                               | 0                             | 1                                | 0                                | 2                                  |                         |        |  |  |  |  |  |  |  |  |  |  |
| Darin Erstad, L<br>OBP: 0.384, SLG: 0.384<br>Jeff DaVanon, S<br>OBP: 0.393, SLG: 0.634       | G3                            |                                  | 16<br>1B<br>HR                | 1B                               | P5                            |                                  |                               | HR                               |                               | 4                                | 2                            | 2                               | 0                             | 0                                | 0                                | 3                                  |                         |        |  |  |  |  |  |  |  |  |  |  |
| 16 Garret Anderson, L<br>OBP: 0.343, SLG: 0.590<br>Shawn Wooten, R<br>OBP: 0.395, SLG: 0.439 | G6-3                          |                                  | F9                            | 16<br>2B<br>3B                   |                               |                                  | WP<br>1B                      | HR<br>BB                         |                               | 4                                | 2                            | 2                               | 3                             | 1                                | 0                                | 1                                  |                         |        |  |  |  |  |  |  |  |  |  |  |
| Troy Glaus, R<br>OBP: 0.387, SLG: 0.555  | L5                            |                                  | HR<br>BB                      | HR<br>2B                         | G1-3                          |                                  | K                             | G5-3                             |                               | 4                                | 1                            | 0                               | 0                             | 1                                | 1                                | 2                                  |                         |        |  |  |  |  |  |  |  |  |  |  |
| Brad Fullmer, L<br>OBP: 0.384, SLG: 0.486  | G6-3                          |                                  | HR                            | F7                               |                               |                                  | F7                            | K                                |                               | 5                                | 1                            | 1                               | 4                             | 0                                | 1                                | 2                                  |                         |        |  |  |  |  |  |  |  |  |  |  |
| Scott Spiezio, S<br>OBP: 0.330, SLG: 0.431   | 1B<br>2B                      |                                  | F8                            |                                  | P6                            |                                  | F8<br>2B                      | F8                               |                               | 5                                | 1                            | 2                               | 0                             | 0                                | 0                                | 0                                  |                         |        |  |  |  |  |  |  |  |  |  |  |
| Adam Kennedy, L<br>OBP: 0.346, SLG: 0.366  | G4-3<br>2H<br>1B              |                                  | F7                            |                                  | F7                            |                                  | F8                            |                                  |                               | 4                                | 0                            | 1                               | 1                             | 0                                | 0                                | 1                                  |                         |        |  |  |  |  |  |  |  |  |  |  |
| José Molina, R<br>OBP: 0.175, SLG: 0.225   | G4-3                          |                                  | G6-3                          |                                  | 1B<br>2B                      |                                  | G5-3                          |                                  |                               | 4                                | 0                            | 1                               | 0                             | 0                                | 0                                | 2                                  |                         |        |  |  |  |  |  |  |  |  |  |  |
| <b>Inning Stats</b>  | R: 2<br>E: 0<br>K: 0<br>S: 10 | H: 1<br>LOB: 0<br>BB: 1<br>P: 18 | R: 1<br>E: 0<br>K: 0<br>S: 13 | H: 2<br>LOB: 1<br>BB: 0<br>P: 19 | R: 4<br>E: 0<br>K: 0<br>S: 12 | H: 3<br>LOB: 0<br>BB: 1<br>P: 17 | R: 3<br>E: 0<br>K: 0<br>S: 12 | H: 4<br>LOB: 1<br>BB: 0<br>P: 21 | R: 0<br>E: 0<br>K: 1<br>S: 14 | H: 1<br>LOB: 1<br>BB: 0<br>P: 24 | R: 0<br>E: 0<br>K: 0<br>S: 4 | H: 1<br>LOB: 1<br>BB: 0<br>P: 6 | R: 3<br>E: 0<br>K: 1<br>S: 13 | H: 2<br>LOB: 0<br>BB: 1<br>P: 25 | 1B: 7<br>2B: 4<br>3B: 1<br>HR: 4 | SF: 0<br>SAC: 0<br>DP: 0<br>HBP: 0 | WP: 2<br>PB: 0<br>CS: 0 | PA: 43 |  |  |  |  |  |  |  |  |  |  |
| <b>PITCHER</b>   | IP                            | WLS                              | BF                            | H                                | R                             | ER                               | SO                            | BB                               | IBB                           | HBP                              | BLK                          | WP                              | HR                            | S                                | P                                | ERA                                | WHIP                    |        |  |  |  |  |  |  |  |  |  |  |
| 57 Jason Roach, R<br>ERA: 21.0   | (1, 1)                        | 3.0                              | L                             | 17                               | 6                             | 7                                | 7                             | 0                                | 2                             | 0                                | 0                            | 0                               | 0                             | 2                                | 35                               | 54                                 | 21.00                   | 2.667  |  |  |  |  |  |  |  |  |  |  |
| Jeremy Griffiths, R<br>ERA: 7.5  | (4, 1)                        | 5.0                              |                               | 26                               | 10                            | 6                                | 6                             | 2                                | 1                             | 0                                | 0                            | 0                               | 1                             | 2                                | 55                               | 97                                 | 10.80                   | 2.200  |  |  |  |  |  |  |  |  |  |  |

New York Mets @ Anaheim Angels  
Edison International Field, Anaheim, CA  
Sat Jun 14, 2003, 10:05 PM EDT  
Att: 43,449 - Sunny - 76 F

AB 40  
R 13  
H 16  
RBI 13  
BB 3  
SO 2  
LOB 14

















| Batter   | 1   | 2   | 3   | 4   | 5   | 6   | 7   | 8   | 9   | AB  | R   | H   | RBI   | BB  | SO  | LOB   | TOP   |   |   |   |   |
|--|---|---|---|---|---|---|---|---|---|---|---|---|---|---|---|---|---|---|---|---|---|
| David Eckstein, R (1, 6)<br>OBP: 0.324, SLG: 0.305     | L7  |   | B5-3  |   |   | G4-3  |   | P3  |   | 4   | 0   | 0   | 0   | 0   | 0   | 0   |   |   |   |   |   |
| Darin Erstad, L (1, 8)<br>OBP: 0.397, SLG: 0.418       | F8  |   | K   |   |   | G4-3  |   | G6-4-3<br>1B  |   | 4   | 0   | 1   | 0   | 0   | 1   | 0   |   |   |   |   |   |
| Tim Salmon, R (1, 10)<br>OBP: 0.376, SLG: 0.473        | K   |   |   |   | G6-3  |   | BB  | G6-4-3<br>1-2   |   | 3   | 0   | 0   | 0   | 1   | 1   | 1   |   |   |   |   |   |
| 16 Garret Anderson, L (1, 7)<br>OBP: 0.342, SLG: 0.592 |   | K   |   |   | F8<br>2B  |   |   | G4-3  |   | 4   | 0   | 1   | 0   | 0   | 1   | 1   |   |   |   |   |   |
| Brad Fullmer, L (1, 3)<br>OBP: 0.389, SLG: 0.497       |   | BB<br>1B  |   |   | F9  |   |   | F9  |   | 3   | 0   | 2   | 0   | 0   | 0   | 1   |   |   |   |   |   |
| Eric Owens, R (9, PH)<br>OBP: 0.248, SLG: 0.241        |   |   |   |   |   |   | SH5-4<br>G1-2-3<br>1B   |   |   | 1   | 0   | 0   | 0   | 0   | 0   | 0   |   |   |   |   |   |
| Scott Spiezio, S (1, 5)<br>OBP: 0.331, SLG: 0.421      |   | BB  |   |   | G4-3  |   | SH5-4<br>1B   |   |   | 3   | 0   | 1   | 0   | 1   | 0   | 1   |   |   |   |   |   |
| Jeff DaVanon, S (1, 9)<br>OBP: 0.375, SLG: 0.602       | F5  |   |   |   |   |   | SH5-4   |   |   | 2   | 0   | 0   | 0   | 0   | 0   | 2   |   |   |   |   |   |
| Adam Kennedy, L (1, 4)<br>OBP: 0.335, SLG: 0.345       | F7  |   |   |   |   |   |   |   |   | 2   | 0   | 0   | 0   | 1   | 0   | 2   |   |   |   |   |   |
| José Molina, R (1, 2)<br>OBP: 0.167, SLG: 0.214        |   |   |   |   |   |   |   |   |   | 2   | 0   | 0   | 0   | 0   | 0   | 0   |   |   |   |   |   |
| Bengie Molina, R (7, PH)<br>OBP: 0.301, SLG: 0.383     |   |   |   |   | G6-3  |   | G1-2-3<br>3-H   |   |   | 1   | 0   | 0   | 0   | 0   | 0   | 3   |   |   |   |   |   |
| <b>Inning Stats</b>                                    | R: 0<br>E: 0<br>K: 1<br>S: 10   | H: 0<br>LOB: 0<br>BB: 0<br>P: 16  | R: 0<br>E: 0<br>K: 1<br>S: 13   | H: 1<br>LOB: 2<br>BB: 1<br>P: 21  | R: 0<br>E: 0<br>K: 1<br>S: 6  | H: 0<br>LOB: 0<br>BB: 0<br>P: 9   | R: 0<br>E: 0<br>K: 0<br>S: 6  | H: 1<br>LOB: 1<br>BB: 0<br>P: 8   | R: 0<br>E: 0<br>K: 0<br>S: 6  | H: 0<br>LOB: 0<br>BB: 0<br>P: 8   | R: 0<br>E: 0<br>K: 0<br>S: 10   | H: 2<br>LOB: 2<br>BB: 1<br>P: 20  | R: 0<br>E: 0<br>K: 0<br>S: 5  | H: 1<br>LOB: 0<br>BB: 0<br>P: 7   | R: 0<br>E: 0<br>K: 0<br>S: 11   | H: 0<br>LOB: 0<br>BB: 0<br>P: 18  | 1B: 4<br>2B: 1<br>3B: 0<br>HR: 0  | SF: 0<br>SAC: 1<br>DP: 2<br>HBP: 0  | WP: 0<br>PB: 0<br>SB: 0<br>CS: 0  | PA: 33  |   |
| <b>PITCHER</b>   | IP<br>WLS<br>BF<br>H<br>R<br>ER<br>SO<br>BB<br>IBB<br>HBP<br>BLK<br>WP<br>HR<br>S<br>P<br>ERA<br>WHIP | IP<br>WLS<br>BF<br>H<br>R<br>ER<br>SO<br>BB<br>IBB<br>HBP<br>BLK<br>WP<br>HR<br>S<br>P<br>ERA<br>WHIP | IP<br>WLS<br>BF<br>H<br>R<br>ER<br>SO<br>BB<br>IBB<br>HBP<br>BLK<br>WP<br>HR<br>S<br>P<br>ERA<br>WHIP | IP<br>WLS<br>BF<br>H<br>R<br>ER<br>SO<br>BB<br>IBB<br>HBP<br>BLK<br>WP<br>HR<br>S<br>P<br>ERA<br>WHIP | IP<br>WLS<br>BF<br>H<br>R<br>ER<br>SO<br>BB<br>IBB<br>HBP<br>BLK<br>WP<br>HR<br>S<br>P<br>ERA<br>WHIP | IP<br>WLS<br>BF<br>H<br>R<br>ER<br>SO<br>BB<br>IBB<br>HBP<br>BLK<br>WP<br>HR<br>S<br>P<br>ERA<br>WHIP | IP<br>WLS<br>BF<br>H<br>R<br>ER<br>SO<br>BB<br>IBB<br>HBP<br>BLK<br>WP<br>HR<br>S<br>P<br>ERA<br>WHIP | IP<br>WLS<br>BF<br>H<br>R<br>ER<br>SO<br>BB<br>IBB<br>HBP<br>BLK<br>WP<br>HR<br>S<br>P<br>ERA<br>WHIP | IP<br>WLS<br>BF<br>H<br>R<br>ER<br>SO<br>BB<br>IBB<br>HBP<br>BLK<br>WP<br>HR<br>S<br>P<br>ERA<br>WHIP | IP<br>WLS<br>BF<br>H<br>R<br>ER<br>SO<br>BB<br>IBB<br>HBP<br>BLK<br>WP<br>HR<br>S<br>P<br>ERA<br>WHIP | IP<br>WLS<br>BF<br>H<br>R<br>ER<br>SO<br>BB<br>IBB<br>HBP<br>BLK<br>WP<br>HR<br>S<br>P<br>ERA<br>WHIP | IP<br>WLS<br>BF<br>H<br>R<br>ER<br>SO<br>BB<br>IBB<br>HBP<br>BLK<br>WP<br>HR<br>S<br>P<br>ERA<br>WHIP | IP<br>WLS<br>BF<br>H<br>R<br>ER<br>SO<br>BB<br>IBB<br>HBP<br>BLK<br>WP<br>HR<br>S<br>P<br>ERA<br>WHIP | IP<br>WLS<br>BF<br>H<br>R<br>ER<br>SO<br>BB<br>IBB<br>HBP<br>BLK<br>WP<br>HR<br>S<br>P<br>ERA<br>WHIP | IP<br>WLS<br>BF<br>H<br>R<br>ER<br>SO<br>BB<br>IBB<br>HBP<br>BLK<br>WP<br>HR<br>S<br>P<br>ERA<br>WHIP | IP<br>WLS<br>BF<br>H<br>R<br>ER<br>SO<br>BB<br>IBB<br>HBP<br>BLK<br>WP<br>HR<br>S<br>P<br>ERA<br>WHIP | IP<br>WLS<br>BF<br>H<br>R<br>ER<br>SO<br>BB<br>IBB<br>HBP<br>BLK<br>WP<br>HR<br>S<br>P<br>ERA<br>WHIP | IP<br>WLS<br>BF<br>H<br>R<br>ER<br>SO<br>BB<br>IBB<br>HBP<br>BLK<br>WP<br>HR<br>S<br>P<br>ERA<br>WHIP | IP<br>WLS<br>BF<br>H<br>R<br>ER<br>SO<br>BB<br>IBB<br>HBP<br>BLK<br>WP<br>HR<br>S<br>P<br>ERA<br>WHIP | IP<br>WLS<br>BF<br>H<br>R<br>ER<br>SO<br>BB<br>IBB<br>HBP<br>BLK<br>WP<br>HR<br>S<br>P<br>ERA<br>WHIP | IP<br>WLS<br>BF<br>H<br>R<br>ER<br>SO<br>BB<br>IBB<br>HBP<br>BLK<br>WP<br>HR<br>S<br>P<br>ERA<br>WHIP |

Anaheim Angels @ Seattle Mariners  
Safeco Field, Seattle, WA  
Wed Jun 18 2003, 7:05 PM PDT  
Att: 43,473 - Dome - 72 F

AB 29  
R 0  
H 5  
RBI 0  
BB 3  
SO 3  
LOB 11



| Batter   | 1   | 2   | 3   | 4   | 5   | 6   | 7   | 8   | 9   | AB  | R   | H   | RBI   | BB  | SO  | LOB   | BOTTOM  |   |   |   |   |
|--|---|---|---|---|---|---|---|---|---|---|---|---|---|---|---|---|---|---|---|---|---|
| 51 Ichiro Suzuki, L (1, 9)<br>OBP: 0.392, SLG: 0.481 | BB<br>G4-3<br>1B  |   | K<br>3B   |   | F8  |   | F7  |   |   | 4   | 0   | 2   | 0   | 0   | 0   | 1   |   |   |   |   |   |
| Carlos Guillen, S (1, 6)<br>OBP: 0.355, SLG: 0.399   |   |   |   |   |   |   |   |   |   | 1   | 0   | 0   | 0   | 0   | 1   | 1   |   |   |   |   |   |
| Jeff Cirillo, R (4, 5)<br>OBP: 0.315, SLG: 0.319     |   |   |   |   |   |   |   |   |   | 2   | 0   | 1   | 0   | 0   | 0   | 0   |   |   |   |   |   |
| Bret Boone, R (1, 4)<br>OBP: 0.379, SLG: 0.608       | G4-3  |   | K   |   | P3  |   | G6-3  |   |   | 4   | 0   | 0   | 0   | 0   | 1   | 5   |   |   |   |   |   |
| Edgar Martinez, R (1, 10)<br>OBP: 0.399, SLG: 0.544  |   |   |   |   |   |   |   |   |   | 1   | 1   | 0   | 0   | 2   | 0   | 2   |   |   |   |   |   |
| 23 Luis Ugueto, S (8, PR)                            | BB  |   |   |   |   |   |   |   |   | 0   | 1   | 0   | 0   | 0   | 0   | 0   |   |   |   |   |   |
| John Olerud, L (1, 3)<br>OBP: 0.396, SLG: 0.408      |   |   |   |   | G6-3  |   | 2B<br>BB  |   |   | 2   | 0   | 0   | 0   | 2   | 0   | 1   |   |   |   |   |   |
| Mike Cameron, R (1, 8)<br>OBP: 0.371, SLG: 0.496     | K   |   |   |   | F8  |   |   |   |   | 4   | 0   | 1   | 1   | 0   | 1   | 4   |   |   |   |   |   |
| Randy Winn, S (1, 7)<br>OBP: 0.338, SLG: 0.384       |   |   |   |   |   |   |   |   |   | 4   | 0   | 1   | 1   | 0   | 1   | 2   |   |   |   |   |   |
| Mark McLemore, S (1, 5)<br>OBP: 0.304, SLG: 0.345    |   |   |   |   |   |   |   |   |   | 4   | 0   | 1   | 0   | 0   | 1   | 2   |   |   |   |   |   |
| Dan Wilson, R (1, 2)<br>OBP: 0.276, SLG: 0.307       |   |   |   |   |   |   |   |   |   | 4   | 0   | 1   | 0   | 0   | 1   | 4   |   |   |   |   |   |
| <b>Inning Stats</b>                                  | R: 0<br>E: 0<br>K: 2<br>S: 18   | H: 1<br>LOB: 3<br>BB: 2<br>P: 35  | R: 0<br>E: 0<br>K: 0<br>S: 6  | H: 0<br>LOB: 0<br>BB: 0<br>P: 10  | R: 0<br>E: 0<br>K: 1<br>S: 10   | H: 1<br>LOB: 1<br>BB: 0<br>P: 18  | R: 0<br>E: 0<br>K: 1<br>S: 9  | H: 0<br>LOB: 0<br>BB: 0<br>P: 15  | R: 0<br>E: 0<br>K: 1<br>S: 7  | H: 2<br>LOB: 2<br>BB: 0<br>P: 11  | R: 1<br>E: 0<br>K: 0<br>S: 10   | H: 1<br>LOB: 2<br>BB: 2<br>P: 19  | R: 0<br>E: 0<br>K: 0<br>S: 10   | H: 0<br>LOB: 0<br>BB: 0<br>P: 15  | R: 1<br>E: 0<br>K: 1<br>S: 15   | H: 2<br>LOB: 2<br>BB: 0<br>P: 23  | 1B: 5<br>2B: 1<br>3B: 1<br>HR: 0  | SF: 0<br>SAC: 0<br>DP: 1<br>HBP: 2  | WP: 0<br>PB: 0<br>SB: 1<br>CS: 0  | PA: 36  |   |
| <b>PITCHER</b>                                       | IP<br>WLS<br>BF<br>H<br>R<br>ER<br>SO<br>BB<br>IBB<br>HBP<br>BLK<br>WP<br>HR<br>S<br>P<br>ERA<br>WHIP | IP<br>WLS<br>BF<br>H<br>R<br>ER<br>SO<br>BB<br>IBB<br>HBP<br>BLK<br>WP<br>HR<br>S<br>P<br>ERA<br>WHIP | IP<br>WLS<br>BF<br>H<br>R<br>ER<br>SO<br>BB<br>IBB<br>HBP<br>BLK<br>WP<br>HR<br>S<br>P<br>ERA<br>WHIP | IP<br>WLS<br>BF<br>H<br>R<br>ER<br>SO<br>BB<br>IBB<br>HBP<br>BLK<br>WP<br>HR<br>S<br>P<br>ERA<br>WHIP | IP<br>WLS<br>BF<br>H<br>R<br>ER<br>SO<br>BB<br>IBB<br>HBP<br>BLK<br>WP<br>HR<br>S<br>P<br>ERA<br>WHIP | IP<br>WLS<br>BF<br>H<br>R<br>ER<br>SO<br>BB<br>IBB<br>HBP<br>BLK<br>WP<br>HR<br>S<br>P<br>ERA<br>WHIP | IP<br>WLS<br>BF<br>H<br>R<br>ER<br>SO<br>BB<br>IBB<br>HBP<br>BLK<br>WP<br>HR<br>S<br>P<br>ERA<br>WHIP | IP<br>WLS<br>BF<br>H<br>R<br>ER<br>SO<br>BB<br>IBB<br>HBP<br>BLK<br>WP<br>HR<br>S<br>P<br>ERA<br>WHIP | IP<br>WLS<br>BF<br>H<br>R<br>ER<br>SO<br>BB<br>IBB<br>HBP<br>BLK<br>WP<br>HR<br>S<br>P<br>ERA<br>WHIP | IP<br>WLS<br>BF<br>H<br>R<br>ER<br>SO<br>BB<br>IBB<br>HBP<br>BLK<br>WP<br>HR<br>S<br>P<br>ERA<br>WHIP | IP<br>WLS<br>BF<br>H<br>R<br>ER<br>SO<br>BB<br>IBB<br>HBP<br>BLK<br>WP<br>HR<br>S<br>P<br>ERA<br>WHIP | IP<br>WLS<br>BF<br>H<br>R<br>ER<br>SO<br>BB<br>IBB<br>HBP<br>BLK<br>WP<br>HR<br>S<br>P<br>ERA<br>WHIP | IP<br>WLS<br>BF<br>H<br>R<br>ER<br>SO<br>BB<br>IBB<br>HBP<br>BLK<br>WP<br>HR<br>S<br>P<br>ERA<br>WHIP | IP<br>WLS<br>BF<br>H<br>R<br>ER<br>SO<br>BB<br>IBB<br>HBP<br>BLK<br>WP<br>HR<br>S<br>P<br>ERA<br>WHIP | IP<br>WLS<br>BF<br>H<br>R<br>ER<br>SO<br>BB<br>IBB<br>HBP<br>BLK<br>WP<br>HR<br>S<br>P<br>ERA<br>WHIP | IP<br>WLS<br>BF<br>H<br>R<br>ER<br>SO<br>BB<br>IBB<br>HBP<br>BLK<br>WP<br>HR<br>S<br>P<br>ERA<br>WHIP | IP<br>WLS<br>BF<br>H<br>R<br>ER<br>SO<br>BB<br>IBB<br>HBP<br>BLK<br>WP<br>HR<br>S<br>P<br>ERA<br>WHIP | IP<br>WLS<br>BF<br>H<br>R<br>ER<br>SO<br>BB<br>IBB<br>HBP<br>BLK<br>WP<br>HR<br>S<br>P<br>ERA<br>WHIP | IP<br>WLS<br>BF<br>H<br>R<br>ER<br>SO<br>BB<br>IBB<br>HBP<br>BLK<br>WP<br>HR<br>S<br>P<br>ERA<br>WHIP | IP<br>WLS<br>BF<br>H<br>R<br>ER<br>SO<br>BB<br>IBB<br>HBP<br>BLK<br>WP<br>HR<br>S<br>P<br>ERA<br>WHIP | IP<br>WLS<br>BF<br>H<br>R<br>ER<br>SO<br>BB<br>IBB<br>HBP<br>BLK<br>WP<br>HR<br>S<br>P<br>ERA<br>WHIP |

Anaheim Angels @ Seattle Mariners  
Safeco Field, Seattle, WA  
Wed Jun 18 2003, 7:05 PM PDT  
Att: 43,473 - Dome - 72 F

AB 30  
R 2  
H 7  
RBI 2  
BB 4  
SO 6  
LOB 22









| Batter   | 1   | 2                                | 3                             | 4                                | 5                            | 6                                | 7                             | 8                                | 9                             | AB                               | R                            | H                                | RBI                           | BB                               | SO                            | LOB                              | TOP   |                                    |                                  |        |
|--|---|----------------------------------|-------------------------------|----------------------------------|------------------------------|----------------------------------|-------------------------------|----------------------------------|-------------------------------|----------------------------------|------------------------------|----------------------------------|-------------------------------|----------------------------------|-------------------------------|----------------------------------|---|------------------------------------|----------------------------------|--------|
| David Eckstein, R (1, 6)<br>OBP: 0.321, SLG: 0.299   | F8  |                                  | CS<br>1B                      |                                  | G5-3                         |                                  | F8                            |                                  | G6-3                          | 5                                | 0                            | 1                                | 0                             | 0                                | 0                             | 2                                | <b>Anaheim Angels @ Los Angeles Dodgers</b><br>Dodger Stadium, Los Angeles, CA<br>Fri Jun 20 2003, 7:10 PM PDT<br>Att: 54,573 - Overcast - 65 F |                                    |                                  |        |
| Darin Erstad, L (1, 8)<br>OBP: 0.339, SLG: 0.383   | P4  |                                  | G5-3                          |                                  | P5                           |                                  | K                             |                                  | L8                            | 5                                | 0                            | 0                                | 0                             | 0                                | 1                             | 3                                |   |                                    |                                  |        |
| Tim Salmon, R (1, 9)<br>OBP: 0.369, SLG: 0.462   | E1<br>1B  |                                  | P2                            |                                  |                              | 1B<br>1B                         |                               |                                  | G3-1                          | 4                                | 1                            | 1                                | 0                             | 0                                | 0                             | 0                                |   |                                    |                                  |        |
| 16 Garret Anderson, L (1, 7)<br>OBP: 0.347, SLG: 0.601   | 1B<br>BB  |                                  |                               | 1-1<br>HR                        |                              | K                                |                               |                                  | G4-3<br>2B                    | 3                                | 1                            | 2                                | 1                             | 1                                | 1                             | 1                                |   |                                    |                                  |        |
| Troy Glaus, R (1, 5)<br>Scott Spiezio, S (8, PH)<br>OBP: 0.369, SLG: 0.525<br>OBP: 0.332, SLG: 0.419   | 1-3<br>2H<br>1B                                       |                                  |                               | K                                |                              | F8                               |                               |                                  | G4-3<br>BB                    | 3                                | 0                            | 1                                | 1                             | 0                                | 1                             | 1                                |   |                                    |                                  |        |
| Brad Fullmer, L (1, 3)<br>OBP: 0.386, SLG: 0.492   | G3  |                                  |                               | G5-3                             |                              |                                  |                               |                                  | G4-3<br>1-2<br>2-3            | 0                                | 0                            | 0                                | 0                             | 0                                | 1                             | 0                                |   |                                    |                                  |        |
| Bengie Molina, R (1, 2)<br>OBP: 0.301, SLG: 0.377  |   |                                  | F7                            |                                  |                              |                                  |                               |                                  | L9                            | 4                                | 0                            | 1                                | 0                             | 0                                | 0                             | 4                                |   |                                    |                                  |        |
| Adam Kennedy, L (1, 4)<br>OBP: 0.333, SLG: 0.339   |   |                                  | G4-3                          |                                  | K                            |                                  |                               |                                  | K2-3<br>HBP                   | 3                                | 0                            | 0                                | 0                             | 0                                | 2                             | 1                                |   |                                    |                                  |        |
| Jarrod Washburn, L (1, 1)<br>OBP: 0.200, SLG: 0.200  |   |                                  | K                             |                                  |                              |                                  |                               |                                  | K                             | 2                                | 0                            | 0                                | 0                             | 0                                | 1                             | 0                                |   |                                    |                                  |        |
| Francisco Rodriguez, R (6, 1)<br>Jeff DaVanon, S (7, PH)<br>62 Scot Shields, R (7, 1)<br>Shawn Wooten, R (9, PH)<br>OBP: 0.360, SLG: 0.605<br>OBP: 0.375, SLG: 0.425 |   |                                  |                               |                                  | F8                           |                                  |                               |                                  | K                             | 0                                | 0                            | 0                                | 0                             | 0                                | 0                             | 0                                |   |                                    |                                  |        |
| <b>Inning Stats</b>  | R: 1<br>E: 1<br>K: 0<br>S: 12                         | H: 1<br>LOB: 2<br>BB: 1<br>P: 26 | R: 0<br>E: 0<br>K: 1<br>S: 10 | H: 0<br>LOB: 0<br>BB: 0<br>P: 11 | R: 0<br>E: 0<br>K: 0<br>S: 7 | H: 1<br>LOB: 0<br>BB: 0<br>P: 10 | R: 1<br>E: 0<br>K: 2<br>S: 11 | H: 1<br>LOB: 1<br>BB: 1<br>P: 19 | R: 0<br>E: 0<br>K: 0<br>S: 10 | H: 2<br>LOB: 2<br>BB: 0<br>P: 10 | R: 0<br>E: 0<br>K: 1<br>S: 9 | H: 1<br>LOB: 1<br>BB: 0<br>P: 15 | R: 0<br>E: 0<br>K: 0<br>S: 15 | H: 1<br>LOB: 2<br>BB: 1<br>P: 25 | R: 0<br>E: 0<br>K: 1<br>S: 11 | H: 0<br>LOB: 1<br>BB: 0<br>P: 17 | 1B: 5<br>2B: 1<br>3B: 0<br>HR: 1  | SF: 0<br>SAC: 0<br>DP: 0<br>HBP: 1 | WP: 0<br>PB: 0<br>SB: 0<br>CS: 1 | PA: 38 |
| <b>PITCHER</b>   | IP WLS BF H R ER SO BB IBB HBP BLK WP HR S P ERA WHIP |                                  |                               |                                  |                              |                                  |                               |                                  |                               |                                  |                              |                                  |                               |                                  |                               |                                  |   |                                    |                                  |        |
| Hideo Nomo, R (1, 1)<br>ERA: 2.55  | 7.1 W 31 7 2 1 6 2 0 0 0 0 0 1 77 113 1.23 1.227      |                                  |                               |                                  |                              |                                  |                               |                                  |                               |                                  |                              |                                  |                               |                                  |                               |                                  |   |                                    |                                  |        |
| Paul Shuey, R (8, 1)<br>ERA: 0.66  | 0.2 H 3 0 0 0 0 1 0 0 0 0 0 0 8 15 0.00 1.500         |                                  |                               |                                  |                              |                                  |                               |                                  |                               |                                  |                              |                                  |                               |                                  |                               |                                  |   |                                    |                                  |        |
| Eric Gagne, R (9, 1)<br>ERA: 1.66  | 1.0 S 4 0 0 0 1 0 0 0 1 0 0 0 0 11 0.00 0.000         |                                  |                               |                                  |                              |                                  |                               |                                  |                               |                                  |                              |                                  |                               |                                  |                               |                                  |   |                                    |                                  |        |

| Batter  | 1   | 2                                | 3                            | 4                                | 5                            | 6                                | 7                            | 8                                | 9                            | AB                               | R                            | H                                | RBI                          | BB                               | SO                            | LOB                              | BOTTOM  |                                    |                                  |        |
|---|---|----------------------------------|------------------------------|----------------------------------|------------------------------|----------------------------------|------------------------------|----------------------------------|------------------------------|----------------------------------|------------------------------|----------------------------------|------------------------------|----------------------------------|-------------------------------|----------------------------------|---|------------------------------------|----------------------------------|--------|
| Cesar Izturis, S (1, 6)<br>OBP: 0.294, SLG: 0.304   | F8  |                                  | G6-3                         |                                  |                              |                                  |                              | F7                               |                              | 4                                | 1                            | 1                                | 0                            | 0                                | 0                             | 0                                | <b>Anaheim Angels @ Los Angeles Dodgers</b><br>Dodger Stadium, Los Angeles, CA<br>Fri Jun 20 2003, 7:10 PM PDT<br>Att: 54,573 - Overcast - 65 F |                                    |                                  |        |
| Paul Lo Duca, R (1, 7)<br>OBP: 0.385, SLG: 0.474    | K   |                                  | G4-3                         |                                  | 2B<br>1B                     |                                  |                              | G4-3                             |                              | 4                                | 0                            | 1                                | 1                            | 0                                | 1                             | 0                                |   |                                    |                                  |        |
| Brian Jordan, R (1, 8)<br>OBP: 0.372, SLG: 0.423    | G6-3  |                                  |                              | P4                               |                              |                                  | HR                           |                                  |                              | 4                                | 1                            | 2                                | 1                            | 0                                | 0                             | 0                                |   |                                    |                                  |        |
| Shawn Green, L (1, 9)<br>OBP: 0.318, SLG: 0.427     |   |                                  | K                            |                                  | HR                           |                                  |                              | G3-1                             |                              | 4                                | 1                            | 2                                | 1                            | 0                                | 1                             | 1                                |   |                                    |                                  |        |
| Ron Coomer, R (1, 3)<br>OBP: 0.275, SLG: 0.302      |   |                                  |                              |                                  | L9                           |                                  |                              |                                  |                              | 3                                | 1                            | 1                                | 1                            | 0                                | 0                             | 1                                |   |                                    |                                  |        |
| Dave Roberts, L (7, 8)<br>OBP: 0.332, SLG: 0.316    |   |                                  | HR                           |                                  |                              |                                  |                              | G1-6-3                           |                              | 0                                | 0                            | 0                                | 0                            | 0                                | 0                             | 0                                |   |                                    |                                  |        |
| Adrián Beltré, R (1, 5)<br>OBP: 0.284, SLG: 0.321   |   |                                  | P4                           |                                  | P5                           |                                  |                              | P6                               |                              | 3                                | 0                            | 0                                | 0                            | 0                                | 0                             | 0                                |   |                                    |                                  |        |
| Jolbert Cabrera, R (1, 4)<br>OBP: 0.336, SLG: 0.479 |   |                                  |                              |                                  | F8                           |                                  |                              | K                                |                              | 3                                | 0                            | 1                                | 0                            | 0                                | 1                             | 0                                |   |                                    |                                  |        |
| Alex Cora, L (8, 4)<br>OBP: 0.288, SLG: 0.323       |   |                                  |                              |                                  |                              |                                  |                              |                                  |                              | 0                                | 0                            | 0                                | 0                            | 0                                | 0                             | 0                                |   |                                    |                                  |        |
| David Ross, R (1, 2)<br>OBP: 0.379, SLG: 0.704      |   |                                  |                              |                                  | F9                           |                                  |                              | F8                               |                              | 3                                | 1                            | 1                                | 1                            | 0                                | 0                             | 1                                |   |                                    |                                  |        |
| Hideo Nomo, R (1, 1)<br>ERA: 3.87                   |   |                                  |                              |                                  | L9                           |                                  |                              | G6-3                             |                              | 3                                | 0                            | 0                                | 0                            | 0                                | 0                             | 0                                |   |                                    |                                  |        |
| Paul Shuey, R (8, 1)<br>Eric Gagne, R (9, 1)        |   |                                  |                              |                                  |                              |                                  |                              | G4-3                             |                              | 0                                | 0                            | 0                                | 0                            | 0                                | 0                             | 0                                |   |                                    |                                  |        |
| <b>Inning Stats</b>                                 | R: 0<br>E: 0<br>K: 1<br>S: 11                         | H: 0<br>LOB: 0<br>BB: 0<br>P: 14 | R: 1<br>E: 0<br>K: 1<br>S: 8 | H: 2<br>LOB: 1<br>BB: 0<br>P: 11 | R: 0<br>E: 0<br>K: 0<br>S: 5 | H: 0<br>LOB: 0<br>BB: 0<br>P: 11 | R: 1<br>E: 0<br>K: 0<br>S: 9 | H: 1<br>LOB: 0<br>BB: 0<br>P: 13 | R: 2<br>E: 0<br>K: 0<br>S: 9 | H: 3<br>LOB: 1<br>BB: 0<br>P: 16 | R: 1<br>E: 0<br>K: 0<br>S: 5 | H: 2<br>LOB: 0<br>BB: 0<br>P: 11 | R: 0<br>E: 0<br>K: 1<br>S: 9 | H: 0<br>LOB: 0<br>BB: 0<br>P: 13 | R: 0<br>E: 0<br>K: 0<br>S: 12 | H: 1<br>LOB: 1<br>BB: 0<br>P: 18 | 1B: 4<br>2B: 1<br>3B: 0<br>HR: 4  | SF: 0<br>SAC: 0<br>DP: 1<br>HBP: 0 | WP: 0<br>PB: 0<br>SB: 0<br>CS: 0 | PA: 31 |
| <b>PITCHER</b>                                      | IP WLS BF H R ER SO BB IBB HBP BLK WP HR S P ERA WHIP |                                  |                              |                                  |                              |                                  |                              |                                  |                              |                                  |                              |                                  |                              |                                  |                               |                                  |   |                                    |                                  |        |
| Jarrod Washburn, L (1, 1)<br>ERA: 3.87              | 5.0 L 22 8 5 5 2 0 0 0 0 0 0 0 4 45 72 9.00 1.600     |                                  |                              |                                  |                              |                                  |                              |                                  |                              |                                  |                              |                                  |                              |                                  |                               |                                  |   |                                    |                                  |        |
| Francisco Rodriguez, R (6, 1)<br>ERA: 4.19          | 1.0 2 0 0 0 0 0 0 0 0 0 0 0 2 4 0.00 0.000            |                                  |                              |                                  |                              |                                  |                              |                                  |                              |                                  |                              |                                  |                              |                                  |                               |                                  |   |                                    |                                  |        |
| 62 Scot Shields, R (7, 1)<br>ERA: 1.82              | 2.0 7 1 0 0 0 1 0 0 0 0 0 0 0 21 31 0.00 0.500        |                                  |                              |                                  |                              |                                  |                              |                                  |                              |                                  |                              |                                  |                              |                                  |                               |                                  |   |                                    |                                  |        |





| Batter   | 1                            | 2                               | 3                             | 4                                | 5                            | 6                                | 7                            | 8                                | 9                            | AB                               | R                             | H                                | RBI                          | BB                               | SO                           | LOB                             | TOP                           |                                  |                                  |                                    |                                  |        |  |  |  |  |  |
|--|------------------------------|---------------------------------|-------------------------------|----------------------------------|------------------------------|----------------------------------|------------------------------|----------------------------------|------------------------------|----------------------------------|-------------------------------|----------------------------------|------------------------------|----------------------------------|------------------------------|---------------------------------|-------------------------------|----------------------------------|----------------------------------|------------------------------------|----------------------------------|--------|--|--|--|--|--|
| David Eckstein, R (1.6)<br>OBP: 0.315, SLG: 0.293  | F8                           |                                 | F7                            |                                  |                              | F9                               | G3                           |                                  | G5-3                         | 5                                | 0                             | 0                                | 0                            | 0                                | 0                            | 3                               |                               |                                  |                                  |                                    |                                  |        |  |  |  |  |  |
| Jeff DaVanon, S (1.8)<br>OBP: 0.376, SLG: 0.590  | K                            |                                 |                               | F7                               |                              | HBP                              |                              | G6-3                             |                              | 3                                | 0                             | 0                                | 0                            | 0                                | 1                            | 0                               |                               |                                  |                                  |                                    |                                  |        |  |  |  |  |  |
| Tim Salmon, R (1.9)<br>OBP: 0.364, SLG: 0.455  | F9                           |                                 |                               | G6-3                             |                              | E5                               |                              | G4-3                             |                              | 4                                | 0                             | 0                                | 0                            | 0                                | 0                            | 1                               |                               |                                  |                                  |                                    |                                  |        |  |  |  |  |  |
| 16 Garret Anderson, L (1.7)<br>OBP: 0.345, SLG: 0.599  |                              | L9                              |                               | P5                               |                              | F8                               |                              | G3                               |                              | 4                                | 0                             | 1                                | 0                            | 0                                | 0                            | 2                               |                               |                                  |                                  |                                    |                                  |        |  |  |  |  |  |
| Brad Fullmer, L (1.3)<br>OBP: 0.393, SLG: 0.510  |                              | L9                              |                               |                                  | HR                           |                                  |                              | G5-3                             | 1B                           | 3                                | 2                             | 1                                | 0                            | 0                                | 0                            | 1                               |                               |                                  |                                  |                                    |                                  |        |  |  |  |  |  |
| Scott Spiezio, S (1.5)<br>OBP: 0.326, SLG: 0.411   | F7                           |                                 |                               | L3                               |                              | K                                |                              | P6                               |                              | 4                                | 0                             | 0                                | 0                            | 0                                | 1                            | 5                               |                               |                                  |                                  |                                    |                                  |        |  |  |  |  |  |
| Adam Kennedy, L (1.4)<br>OBP: 0.337, SLG: 0.343  | G6-3                         |                                 |                               | 1B                               |                              | 1B                               |                              | G5-3                             |                              | 4                                | 0                             | 2                                | 0                            | 0                                | 0                            | 2                               |                               |                                  |                                  |                                    |                                  |        |  |  |  |  |  |
| José Molina, R (1.2)<br>OBP: 0.178, SLG: 0.222   |                              |                                 | G5-3                          |                                  |                              |                                  |                              |                                  |                              | 3                                | 0                             | 1                                | 0                            | 0                                | 1                            | 1                               |                               |                                  |                                  |                                    |                                  |        |  |  |  |  |  |
| Bengie Molina, R (9. PH)<br>OBP: 0.304, SLG: 0.380   |                              |                                 |                               | G5-4-3                           |                              | K                                |                              | 1B                               |                              | 1                                | 0                             | 1                                | 1                            | 0                                | 0                            | 0                               |                               |                                  |                                  |                                    |                                  |        |  |  |  |  |  |
| 41 John Lackey, R (1.1)<br>Shawn Wooten, R (5. PH)<br>Francisco Rodriguez, R (5.1)<br>Benji Gil, R (7. PH)<br>Scott Schoeneweis, L (7.1)<br>Darin Erstad, L (9. PH)<br>Eric Owens, R (9. PH) |                              |                                 | K                             |                                  | G5-4-3                       |                                  | P2                           |                                  | 1B                           | 1                                | 0                             | 0                                | 0                            | 0                                | 1                            | 0                               |                               |                                  |                                  |                                    |                                  |        |  |  |  |  |  |
| <b>Inning Stats</b>  | R: 0<br>E: 0<br>K: 1<br>S: 6 | H: 0<br>LOB: 0<br>BB: 0<br>P: 9 | R: 0<br>E: 0<br>K: 0<br>S: 10 | H: 1<br>LOB: 1<br>BB: 0<br>P: 15 | R: 0<br>E: 0<br>K: 1<br>S: 7 | H: 0<br>LOB: 0<br>BB: 0<br>P: 11 | R: 0<br>E: 0<br>K: 0<br>S: 9 | H: 0<br>LOB: 0<br>BB: 0<br>P: 12 | R: 1<br>E: 0<br>K: 0<br>S: 6 | H: 3<br>LOB: 1<br>BB: 0<br>P: 10 | R: 0<br>E: 1<br>K: 1<br>S: 19 | H: 0<br>LOB: 3<br>BB: 0<br>P: 30 | R: 0<br>E: 0<br>K: 1<br>S: 7 | H: 1<br>LOB: 1<br>BB: 0<br>P: 10 | R: 0<br>E: 0<br>K: 0<br>S: 6 | H: 0<br>LOB: 0<br>BB: 0<br>P: 9 | R: 1<br>E: 0<br>K: 0<br>S: 11 | H: 3<br>LOB: 2<br>BB: 0<br>P: 11 | 1B: 6<br>2B: 1<br>3B: 0<br>HR: 1 | SF: 0<br>SAC: 0<br>DP: 1<br>HBP: 2 | WP: 0<br>PB: 0<br>SB: 1<br>CS: 0 | PA: 37 |  |  |  |  |  |
| <b>PITCHER</b>   | IP                           | WLS                             | BF                            | H                                | R                            | ER                               | SO                           | BB                               | IBB                          | HBP                              | BLK                           | WP                               | HR                           | S                                | P                            | ERA                             | WHIP                          |                                  |                                  |                                    |                                  |        |  |  |  |  |  |
| Andy Ashby, R (1.1)<br>ERA: 5.0  | 5.1                          | W                               | 21                            | 4                                | 1                            | 1                                | 2                            | 0                                | 0                            | 1                                | 0                             | 0                                | 1                            | 46                               | 69                           | 1.69                            | 0.750                         |                                  |                                  |                                    |                                  |        |  |  |  |  |  |
| Wilson Alvarez, L (6.1)<br>ERA: 1.54   | 2.2                          | H                               | 10                            | 1                                | 0                            | 0                                | 2                            | 0                                | 0                            | 1                                | 0                             | 0                                | 0                            | 24                               | 37                           | 0.00                            | 0.375                         |                                  |                                  |                                    |                                  |        |  |  |  |  |  |
| Eric Gagne, R (9.1)<br>ERA: 1.85   | 1.0                          | S                               | 6                             | 3                                | 1                            | 1                                | 0                            | 0                                | 0                            | 0                                | 0                             | 0                                | 0                            | 11                               | 11                           | 9.00                            | 3.000                         |                                  |                                  |                                    |                                  |        |  |  |  |  |  |

Anaheim Angels @ Los Angeles Dodgers  
Dodger Stadium, Los Angeles, CA  
Sat Jun 21 2003, 1:10 PM PDT  
Att: 51,874 - Cloudy - 67 F

|     |    |
|-----|----|
| AB  | 35 |
| R   | 2  |
| H   | 8  |
| RBI | 2  |
| BB  | 0  |
| SO  | 4  |
| LOB | 18 |



| Batter  | 1                             | 2                                | 3                            | 4                                | 5                            | 6                                | 7                             | 8                                | 9                            | AB                               | R                             | H                                | RBI                          | BB                               | SO                            | LOB                              | BOTTOM                           |                                    |                                  |        |  |  |  |  |  |  |  |
|---|-------------------------------|----------------------------------|------------------------------|----------------------------------|------------------------------|----------------------------------|-------------------------------|----------------------------------|------------------------------|----------------------------------|-------------------------------|----------------------------------|------------------------------|----------------------------------|-------------------------------|----------------------------------|----------------------------------|------------------------------------|----------------------------------|--------|--|--|--|--|--|--|--|
| Dave Roberts, L (1.8)<br>OBP: 0.335, SLG: 0.316                       | G6-3                          | G4-3                             |                              | F9                               |                              |                                  | B1-3                          |                                  |                              | 3                                | 1                             | 1                                | 0                            | 1                                | 0                             | 2                                |                                  |                                    |                                  |        |  |  |  |  |  |  |  |
| Paul Lo Duca, R (1.2)<br>OBP: 0.379, SLG: 0.467                       | G6-3                          | G4-3                             |                              |                                  | F8                           |                                  | L6                            |                                  |                              | 4                                | 0                             | 0                                | 0                            | 0                                | 0                             | 3                                |                                  |                                    |                                  |        |  |  |  |  |  |  |  |
| Shawn Green, L (1.9)<br>OBP: 0.317, SLG: 0.422                        | HR                            |                                  | K                            |                                  | K                            |                                  | G1-3                          |                                  |                              | 3                                | 1                             | 0                                | 0                            | 1                                | 2                             | 0                                |                                  |                                    |                                  |        |  |  |  |  |  |  |  |
| Brian Jordan, R (1.7)<br>OBP: 0.367, SLG: 0.417                       | K                             |                                  | K2-3                         |                                  | G4-3                         |                                  |                               | F7                               |                              | 3                                | 0                             | 0                                | 0                            | 0                                | 2                             | 2                                |                                  |                                    |                                  |        |  |  |  |  |  |  |  |
| Jolbert Cabrera, R (7.7)<br>OBP: 0.333, SLG: 0.475                    | K                             |                                  |                              |                                  |                              |                                  |                               |                                  |                              | 1                                | 0                             | 0                                | 0                            | 0                                | 0                             | 0                                |                                  |                                    |                                  |        |  |  |  |  |  |  |  |
| Daryle Ward, L (1.3)<br>OBP: 0.224, SLG: 0.195                        | HR                            |                                  | G1-3                         |                                  |                              | F8                               |                               |                                  | 1B                           | 4                                | 1                             | 2                                | 1                            | 0                                | 0                             | 0                                |                                  |                                    |                                  |        |  |  |  |  |  |  |  |
| Adrian Beltré, R (1.5)<br>OBP: 0.271, SLG: 0.340                      | HR                            |                                  |                              | FC3-6                            |                              | FC4-6                            |                               | F8                               |                              | 4                                | 1                             | 3                                | 3                            | 0                                | 0                             | 1                                |                                  |                                    |                                  |        |  |  |  |  |  |  |  |
| Alex Cora, L (1.4)<br>OBP: 0.285, SLG: 0.318                          | G6-3                          |                                  | FC3-6                        | FC1-5                            |                              | FC4-6                            |                               |                                  |                              | 3                                | 0                             | 0                                | 0                            | 0                                | 0                             | 2                                |                                  |                                    |                                  |        |  |  |  |  |  |  |  |
| Cesar Izturis, S (1.6)<br>OBP: 0.295, SLG: 0.305                      |                               | E4                               |                              | FC1-5                            |                              | K                                |                               |                                  |                              | 3                                | 0                             | 1                                | 0                            | 0                                | 1                             | 1                                |                                  |                                    |                                  |        |  |  |  |  |  |  |  |
| Andy Ashby, R (1.1)<br>Wilson Alvarez, L (6.1)<br>Eric Gagne, R (9.1) |                               | SH2-3                            |                              | FC1-5                            |                              |                                  |                               |                                  | K                            | 1                                | 0                             | 0                                | 0                            | 0                                | 0                             | 0                                |                                  |                                    |                                  |        |  |  |  |  |  |  |  |
| <b>Inning Stats</b>   | R: 4<br>E: 0<br>K: 1<br>S: 15 | H: 3<br>LOB: 1<br>BB: 1<br>P: 25 | R: 0<br>E: 1<br>K: 0<br>S: 9 | H: 0<br>LOB: 1<br>BB: 1<br>P: 14 | R: 0<br>E: 0<br>K: 2<br>S: 9 | H: 0<br>LOB: 0<br>BB: 0<br>P: 12 | R: 0<br>E: 0<br>K: 0<br>S: 10 | H: 2<br>LOB: 2<br>BB: 0<br>P: 14 | R: 0<br>E: 0<br>K: 1<br>S: 8 | H: 0<br>LOB: 0<br>BB: 0<br>P: 12 | R: 0<br>E: 0<br>K: 1<br>S: 10 | H: 1<br>LOB: 1<br>BB: 0<br>P: 14 | R: 0<br>E: 0<br>K: 1<br>S: 9 | H: 0<br>LOB: 0<br>BB: 0<br>P: 12 | R: 0<br>E: 0<br>K: 0<br>S: 10 | H: 1<br>LOB: 1<br>BB: 0<br>P: 13 | 1B: 6<br>2B: 0<br>3B: 0<br>HR: 1 | SF: 0<br>SAC: 1<br>DP: 1<br>HBP: 0 | WP: 0<br>PB: 0<br>SB: 1<br>CS: 0 | PA: 33 |  |  |  |  |  |  |  |
| <b>PITCHER</b>  | IP                            | WLS                              | BF                           | H                                | R                            | ER                               | SO                            | BB                               | IBB                          | HBP                              | BLK                           | WP                               | HR                           | S                                | P                             | ERA                              | WHIP                             |                                    |                                  |        |  |  |  |  |  |  |  |
| 41 John Lackey, R (1.1)<br>ERA: 5.92                                  | 4.0                           | L                                | 19                           | 5                                | 4                            | 4                                | 3                             | 2                                | 0                            | 0                                | 0                             | 0                                | 0                            | 18                               | 26                            | 0.00                             | 0.500                            |                                    |                                  |        |  |  |  |  |  |  |  |
| Francisco Rodriguez, R (5.1)<br>ERA: 3.96                             | 2.0                           |                                  | 7                            | 1                                | 0                            | 0                                | 2                             | 0                                | 0                            | 0                                | 0                             | 0                                | 0                            | 19                               | 25                            | 0.00                             | 0.500                            |                                    |                                  |        |  |  |  |  |  |  |  |
| Scott Schoeneweis, L (7.1)<br>ERA: 6.4                                | 2.0                           |                                  | 7                            | 1                                | 0                            | 0                                | 1                             | 0                                | 0                            | 0                                | 0                             | 0                                | 0                            | 19                               | 25                            | 0.00                             | 0.500                            |                                    |                                  |        |  |  |  |  |  |  |  |

Anaheim Angels @ Los Angeles Dodgers  
Dodger Stadium, Los Angeles, CA  
Sat Jun 21 2003, 1:10 PM PDT  
Att: 51,874 - Cloudy - 67 F

|     |    |
|-----|----|
| AB  | 30 |
| R   | 4  |
| H   | 7  |
| RBI | 4  |
| BB  | 2  |
| SO  | 6  |
| LOB | 13 |



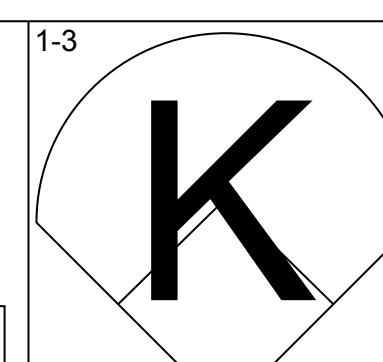
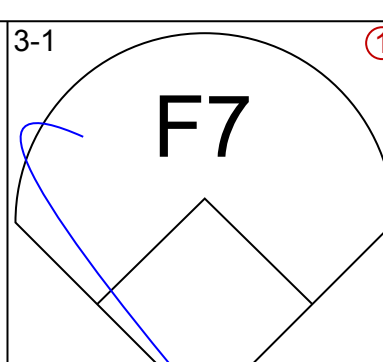
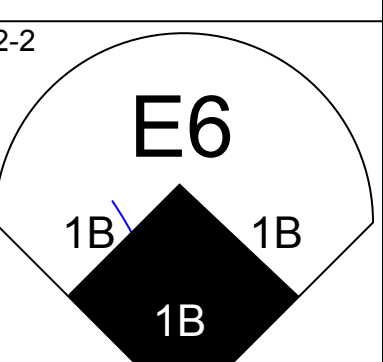
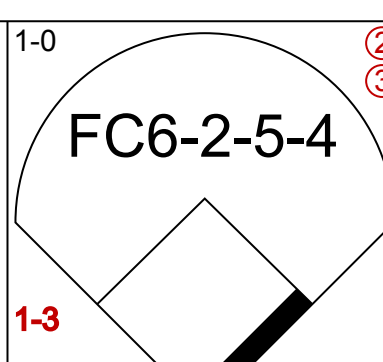
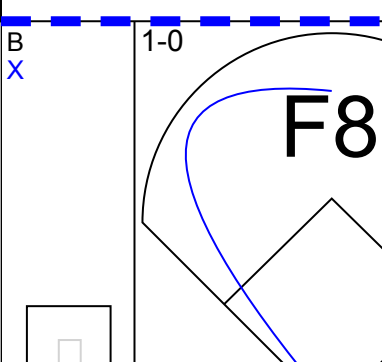
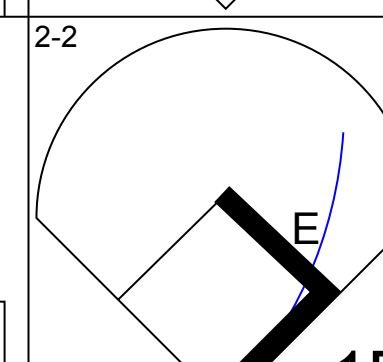
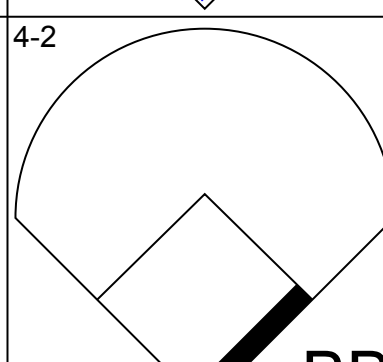
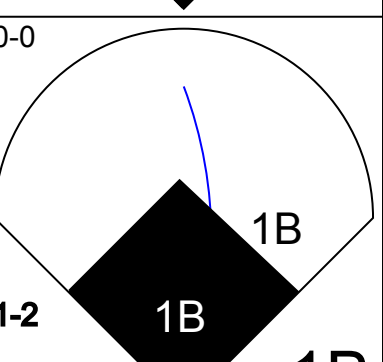

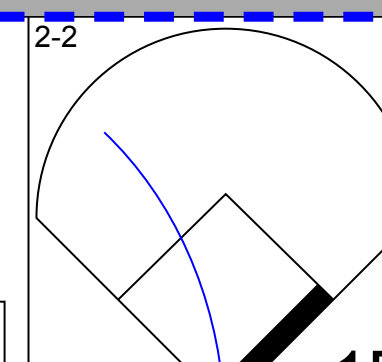
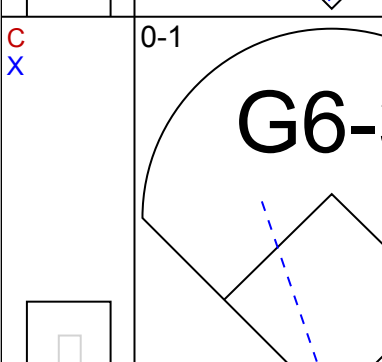
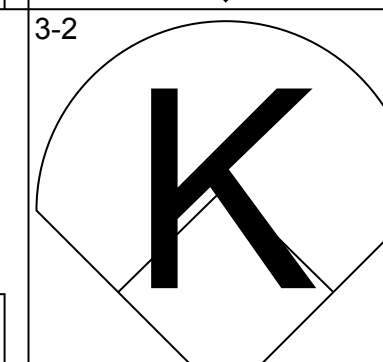
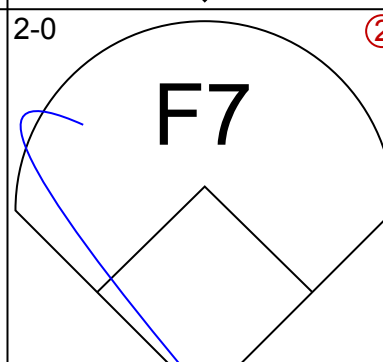
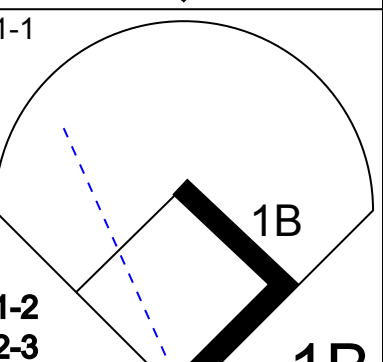

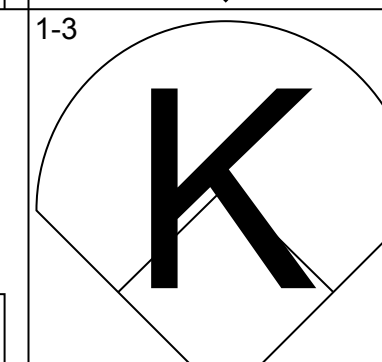
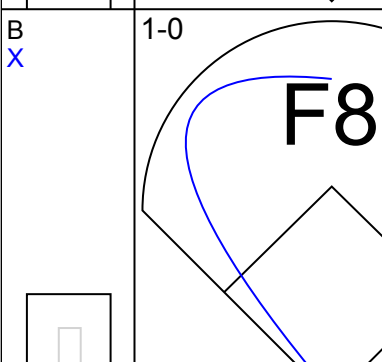
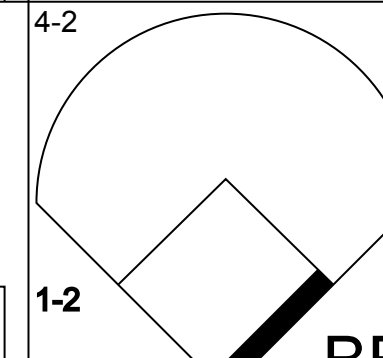
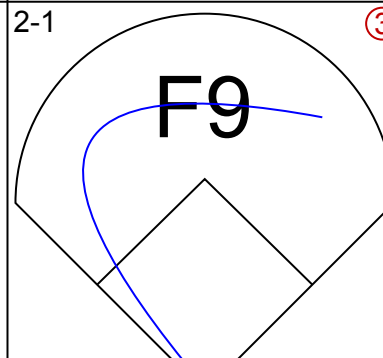
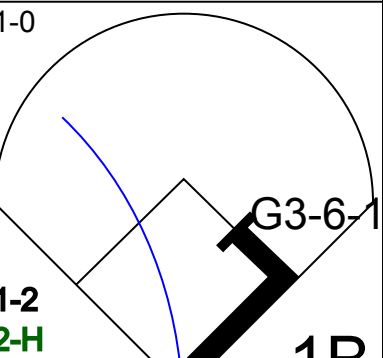

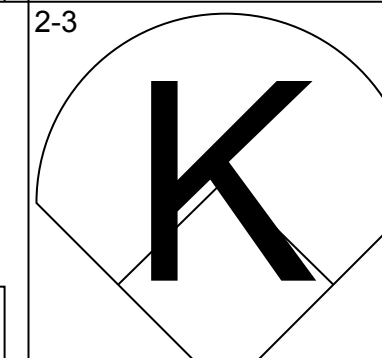
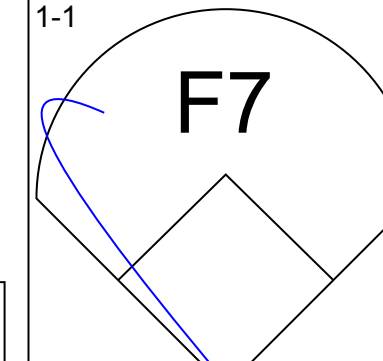
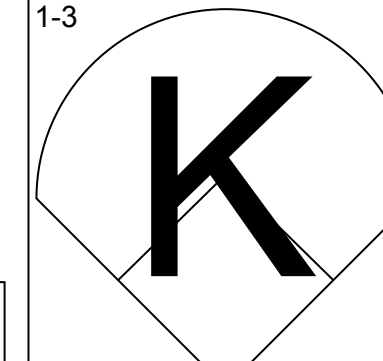
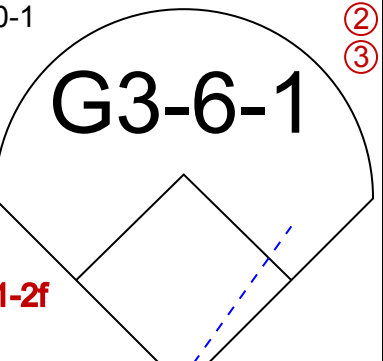

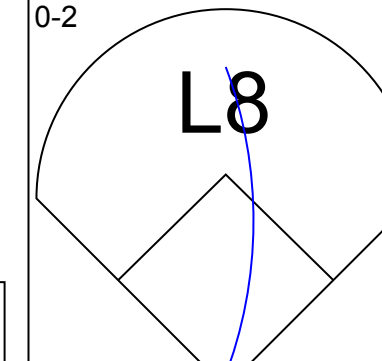
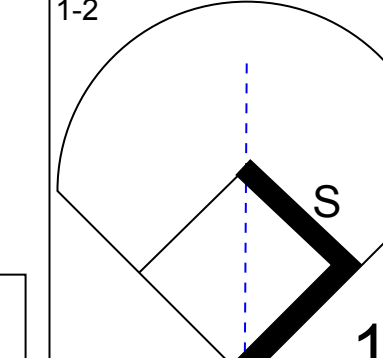
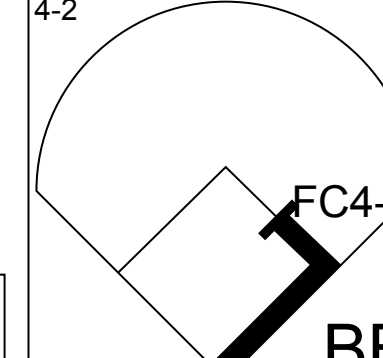
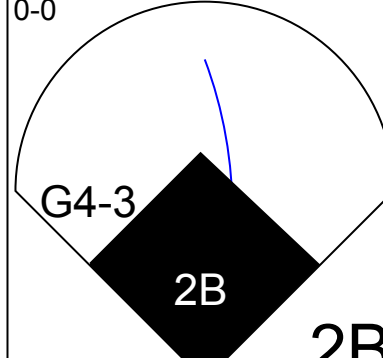

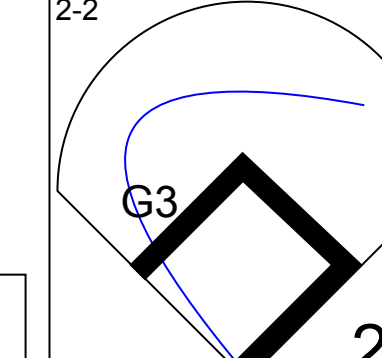
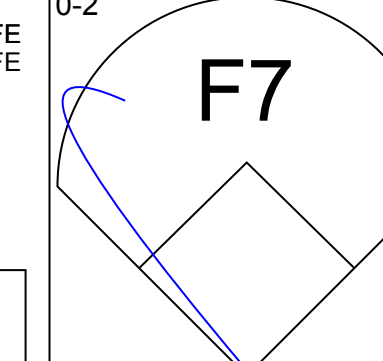
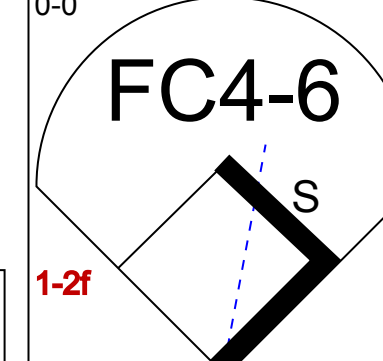
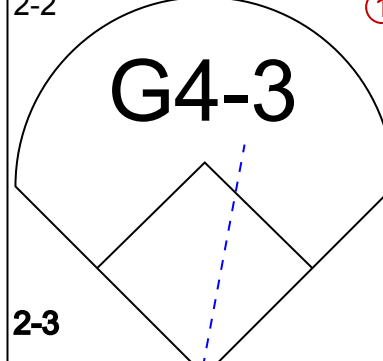

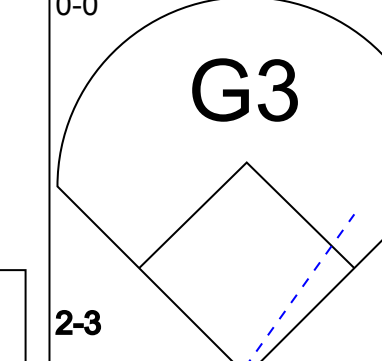
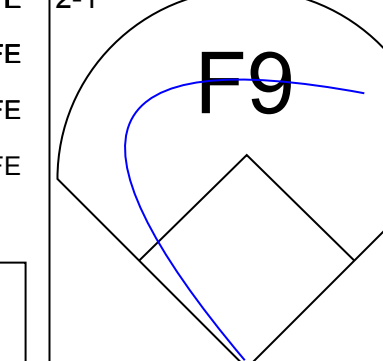
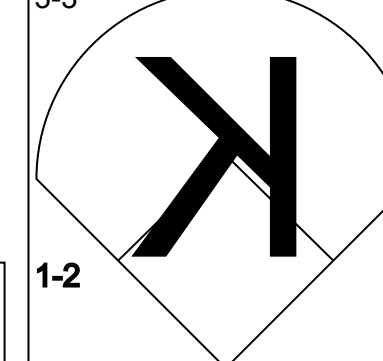
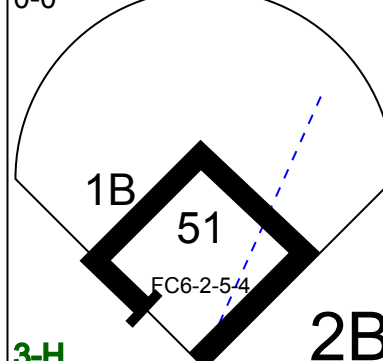

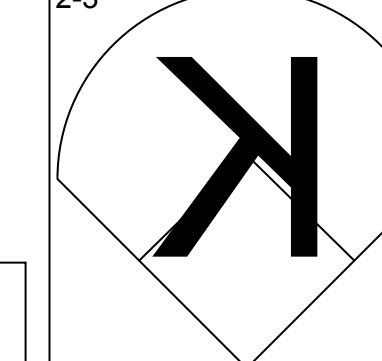
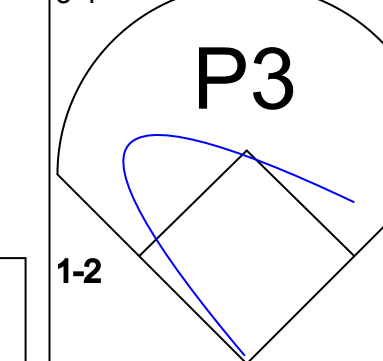
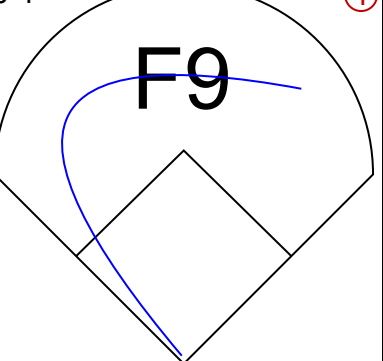
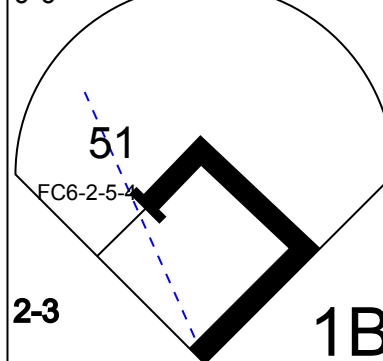
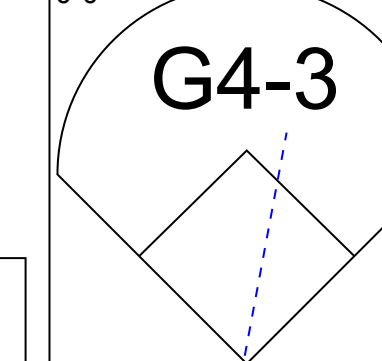








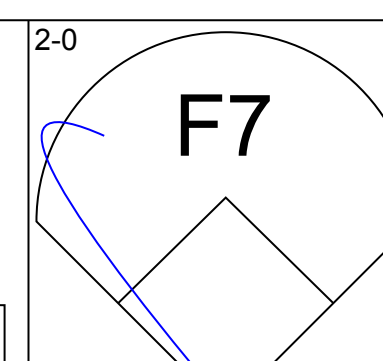
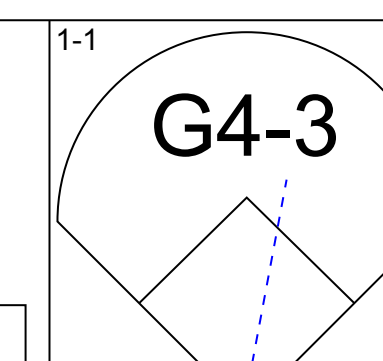
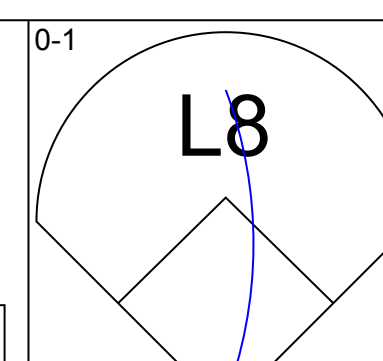
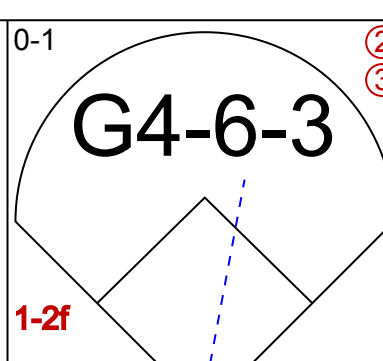
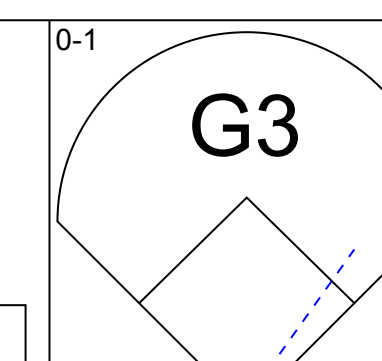
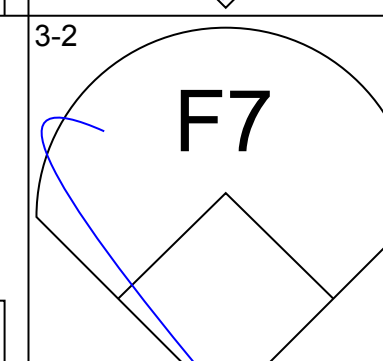
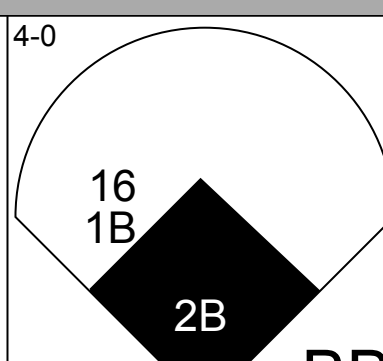
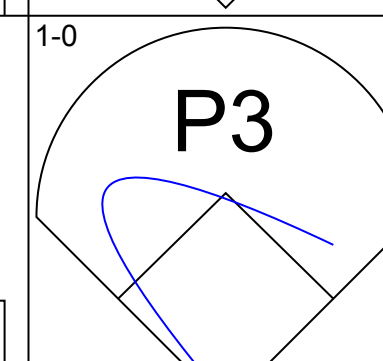
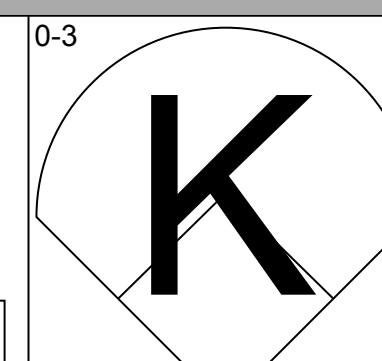
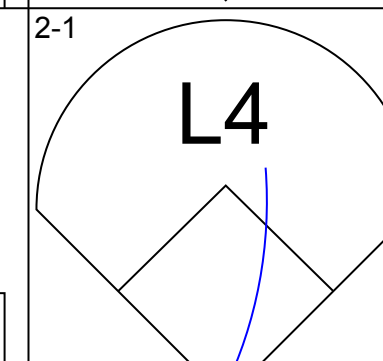
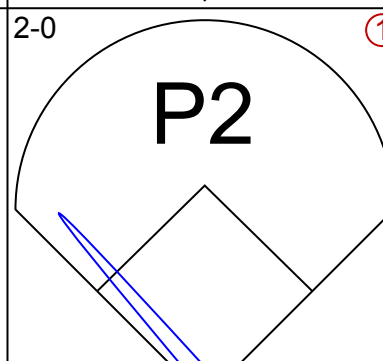
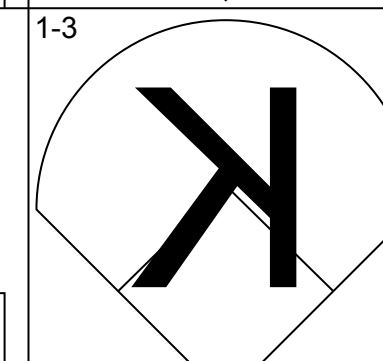
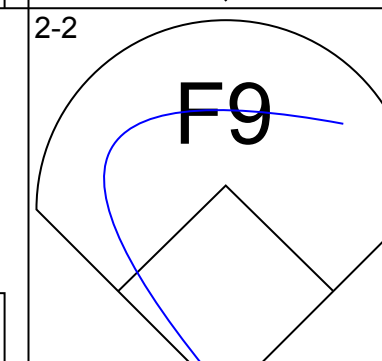
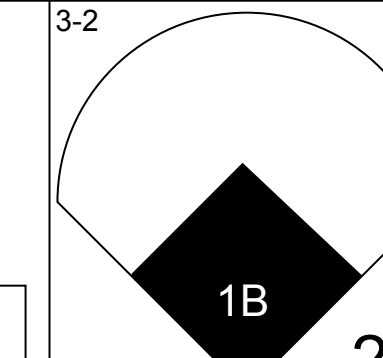
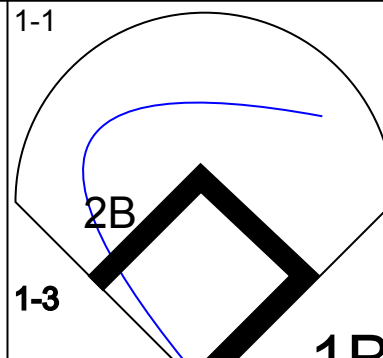

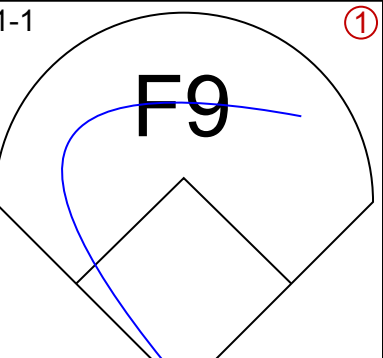

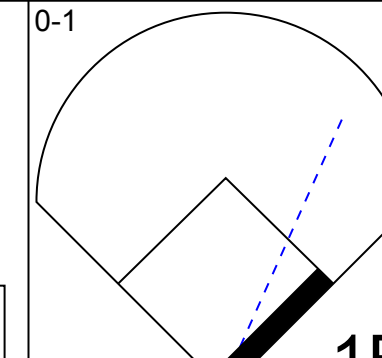
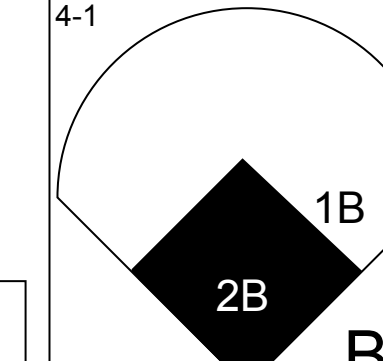
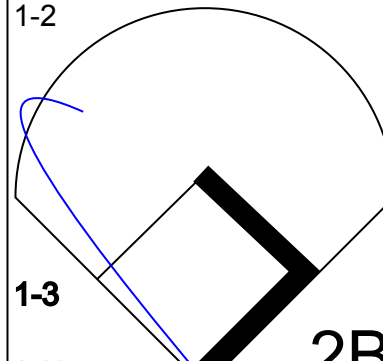

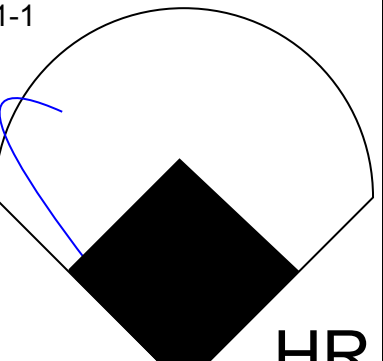

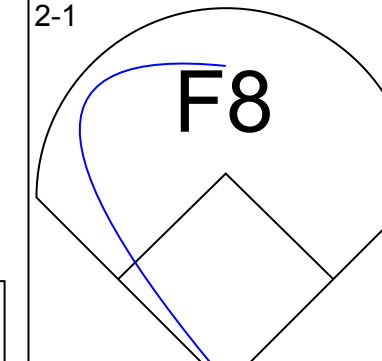
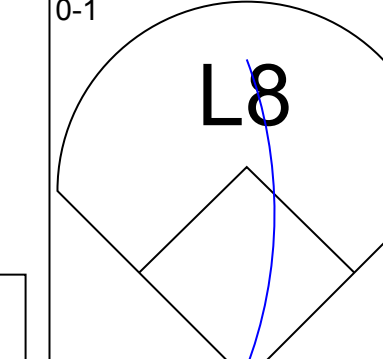
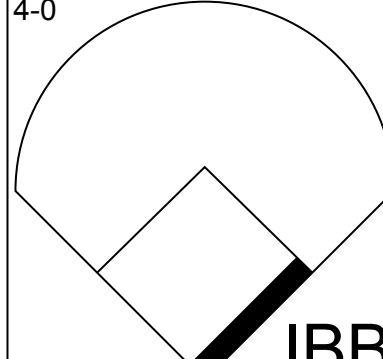

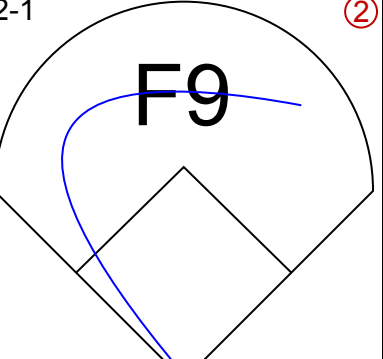


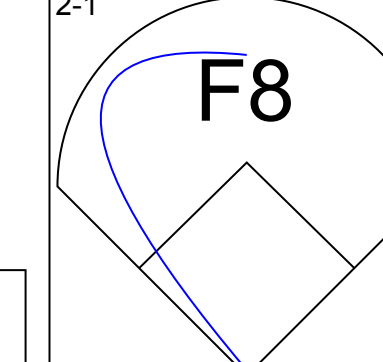
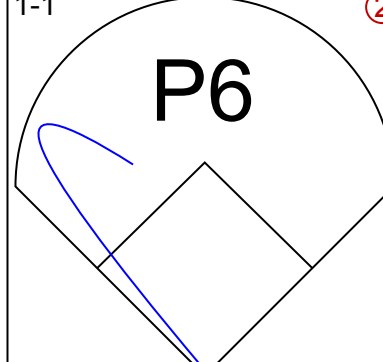

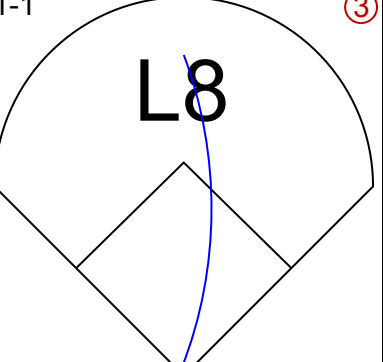

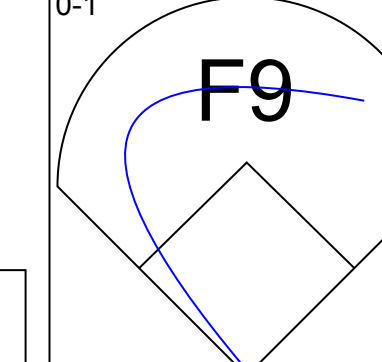
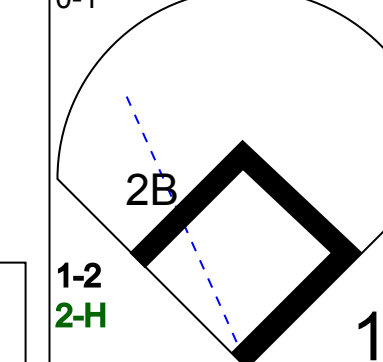
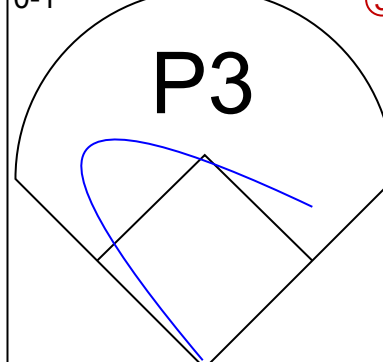


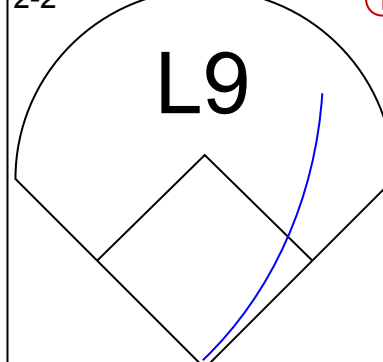
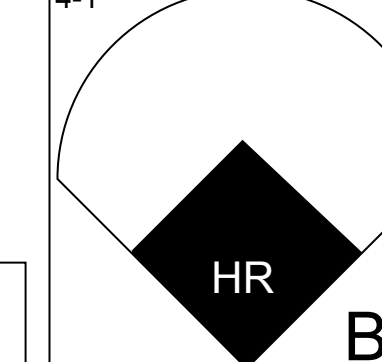
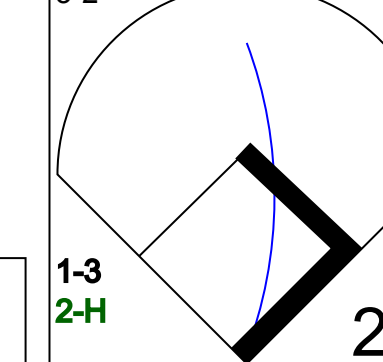

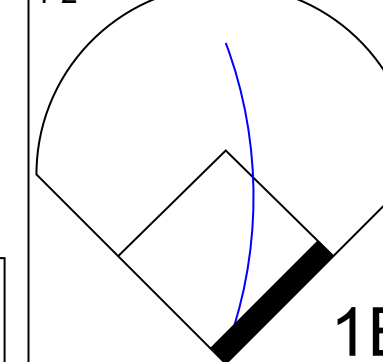

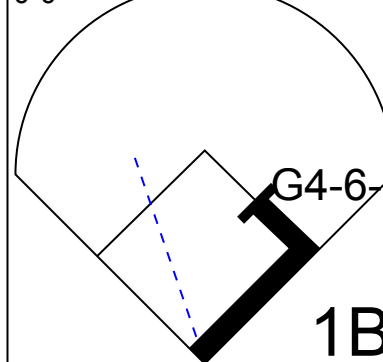
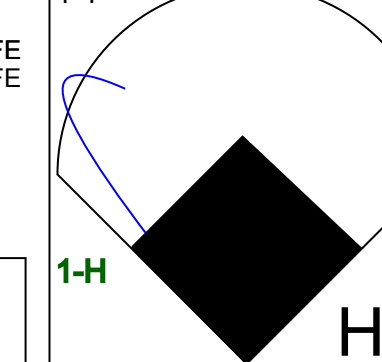
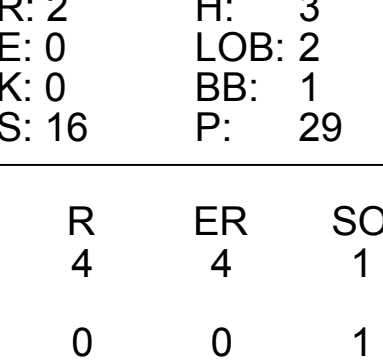
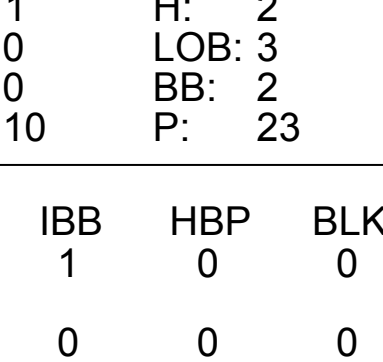
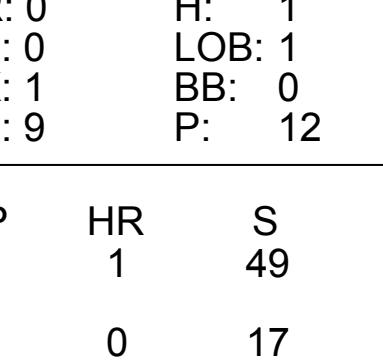
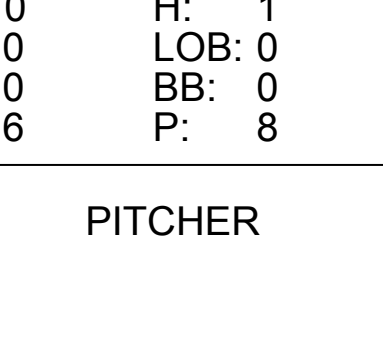
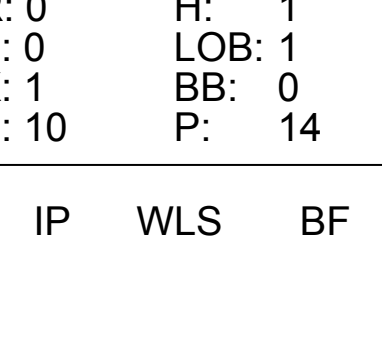
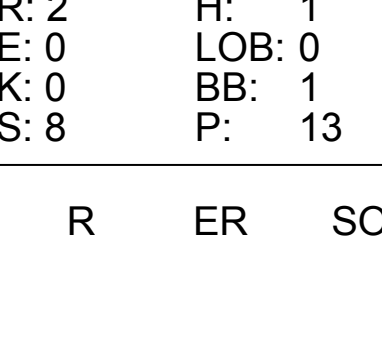
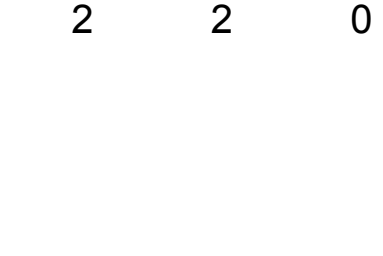







| Batter   | 1   | 2   | 3   | 4  | 5                            | 6  | 7   | 8   | 9   | AB                               | R                            | H                                | RBI                           | BB                               | SO                           | LOB                              | TOP                          |                                 |                                  |                                    |                                  |        |  |  |  |  |  |  |  |  |  |  |  |  |  |  |  |
|--|---|---|---|--|------------------------------|--|---|---|---|----------------------------------|------------------------------|----------------------------------|-------------------------------|----------------------------------|------------------------------|----------------------------------|------------------------------|---------------------------------|----------------------------------|------------------------------------|----------------------------------|--------|--|--|--|--|--|--|--|--|--|--|--|--|--|--|--|
| 51 Ichiro Suzuki, L (1, 9)<br>OBP: 0.393, SLG: 0.483 |   |   |   |  |                              |     |     |   |   | 5                                | 1                            | 0                                | 0                             | 0                                | 1                            | 2                                |                              |                                 |                                  |                                    |                                  |        |  |  |  |  |  |  |  |  |  |  |  |  |  |  |  |
| Carlos Guillen, S (1, 6)<br>OBP: 0.356, SLG: 0.395   |  |   |  |  |                              |    |    |    |  | 4                                | 1                            | 3                                | 0                             | 1                                | 0                            | 0                                |                              |                                 |                                  |                                    |                                  |        |  |  |  |  |  |  |  |  |  |  |  |  |  |  |  |
| Bret Boone, R (1, 4)<br>OBP: 0.373, SLG: 0.601       |  |   |  |  |                              |    |    |    |  | 5                                | 0                            | 1                                | 0                             | 0                                | 2                            | 3                                |                              |                                 |                                  |                                    |                                  |        |  |  |  |  |  |  |  |  |  |  |  |  |  |  |  |
| Edgar Martinez, R (1, 10)<br>OBP: 0.406, SLG: 0.535  |  |   |  |  |                              |    |    |    |   | 3                                | 0                            | 1                                | 2                             | 1                                | 1                            | 2                                |                              |                                 |                                  |                                    |                                  |        |  |  |  |  |  |  |  |  |  |  |  |  |  |  |  |
| John Olerud, L (1, 3)<br>OBP: 0.390, SLG: 0.391      |  |   |   |   |                              |    |    |    |   | 4                                | 0                            | 0                                | 0                             | 0                                | 1                            | 5                                |                              |                                 |                                  |                                    |                                  |        |  |  |  |  |  |  |  |  |  |  |  |  |  |  |  |
| Mike Cameron, R (1, 8)<br>OBP: 0.372, SLG: 0.504     |   |    |   |   |                              |   |    |    |   | 3                                | 1                            | 3                                | 0                             | 1                                | 0                            | 0                                |                              |                                 |                                  |                                    |                                  |        |  |  |  |  |  |  |  |  |  |  |  |  |  |  |  |
| Randy Winn, S (1, 7)<br>OBP: 0.319, SLG: 0.357       |   |    |   |   |                              |   |    |    |   | 4                                | 0                            | 0                                | 0                             | 0                                | 0                            | 4                                |                              |                                 |                                  |                                    |                                  |        |  |  |  |  |  |  |  |  |  |  |  |  |  |  |  |
| Mark McLemore, S (1, 5)<br>OBP: 0.303, SLG: 0.329    |   |   |   |  |                              |  |   |   |   | 4                                | 0                            | 1                                | 1                             | 0                                | 2                            | 3                                |                              |                                 |                                  |                                    |                                  |        |  |  |  |  |  |  |  |  |  |  |  |  |  |  |  |
| Dan Wilson, R (1, 2)<br>OBP: 0.266, SLG: 0.295       |   |  |   |  |                              |  |  |  |   | 3                                | 0                            | 1                                | 0                             | 0                                | 0                            | 1                                |                              |                                 |                                  |                                    |                                  |        |  |  |  |  |  |  |  |  |  |  |  |  |  |  |  |
| John Mabry, L (8, PH)<br>OBP: 0.256, SLG: 0.400      |   |   |   |  |                              |  |   |   |   | 1                                | 0                            | 0                                | 0                             | 0                                | 0                            | 1                                |                              |                                 |                                  |                                    |                                  |        |  |  |  |  |  |  |  |  |  |  |  |  |  |  |  |
| Ben Davis, S (8, 2)<br>OBP: 0.305, SLG: 0.488        |   |   |   |  |                              |  |   |   |   | 0                                | 0                            | 0                                | 0                             | 0                                | 0                            | 0                                |                              |                                 |                                  |                                    |                                  |        |  |  |  |  |  |  |  |  |  |  |  |  |  |  |  |
| <b>Inning Stats</b>                                  | R: 0<br>E: 1<br>K: 2<br>S: 14   | H: 1<br>LOB: 2<br>BB: 1<br>P: 25  | R: 0<br>E: 0<br>K: 0<br>S: 11   | H: 1<br>LOB: 1<br>BB: 0<br>P: 17   | R: 0<br>E: 0<br>K: 0<br>S: 9 | H: 0<br>LOB: 1<br>BB: 1<br>P: 20   | R: 0<br>E: 0<br>K: 2<br>S: 12   | H: 0<br>LOB: 1<br>BB: 1<br>P: 19  | R: 2<br>E: 1<br>K: 0<br>S: 13   | H: 3<br>LOB: 1<br>BB: 0<br>P: 17 | R: 1<br>E: 0<br>K: 0<br>S: 7 | H: 3<br>LOB: 1<br>BB: 0<br>P: 10 | R: 0<br>E: 0<br>K: 2<br>S: 12 | H: 1<br>LOB: 0<br>BB: 0<br>P: 17 | R: 0<br>E: 0<br>K: 1<br>S: 9 | H: 1<br>LOB: 1<br>BB: 0<br>P: 13 | R: 0<br>E: 0<br>K: 0<br>S: 4 | H: 0<br>LOB: 0<br>BB: 0<br>P: 6 | 1B: 7<br>2B: 4<br>3B: 0<br>HR: 0 | SF: 0<br>SAC: 0<br>DP: 2<br>HBP: 0 | WP: 0<br>PB: 0<br>SB: 2<br>CS: 0 | PA: 39 |  |  |  |  |  |  |  |  |  |  |  |  |  |  |  |
| <b>PITCHER</b>                                       | IP WLS BF H R ER SO BB IBB HBP BLK WP HR S P ERA WHIP                             |   |   |  |                              |  |   |   |   |                                  |                              |                                  |                               |                                  |                              |                                  |                              |                                 |                                  |                                    |                                  |        |  |  |  |  |  |  |  |  |  |  |  |  |  |  |  |
| Ramon Ortiz, R (1, 1)<br>ERA: 4.99                   | 5.1   | W   | 26  | 7  | 3                            | 2  | 4   | 3   | 0   | 0                                | 0                            | 0                                | 0                             | 0                                | 64                           | 105                              | 3.38                         | 1.875                           |                                  |                                    |                                  |        |  |  |  |  |  |  |  |  |  |  |  |  |  |  |  |
| Ben Weber, R (8, 1)<br>ERA: 1.85                     | 0.2   | H   | 2   | 1  | 0                            | 0  | 0   | 0   | 0   | 0                                | 0                            | 0                                | 0                             | 2                                | 3                            | 0.00                             | 1.500                        |                                 |                                  |                                    |                                  |        |  |  |  |  |  |  |  |  |  |  |  |  |  |  |  |
| Brendan Donnelly, R (7, 1)<br>ERA: 0.45              | 2.0   | H   | 8   | 2  | 0                            | 0  | 3   | 0   | 0   | 0                                | 0                            | 0                                | 0                             | 21                               | 30                           | 0.00                             | 1.000                        |                                 |                                  |                                    |                                  |        |  |  |  |  |  |  |  |  |  |  |  |  |  |  |  |
| Troy Percival, R (9, 1)<br>ERA: 3.0                  | 1.0   | S   | 3   | 0  | 0                            | 0  | 0   | 0   | 0   | 0                                | 0                            | 0                                | 0                             | 4                                | 6                            | 0.00                             | 0.000                        |                                 |                                  |                                    |                                  |        |  |  |  |  |  |  |  |  |  |  |  |  |  |  |  |

Seattle Mariners @ Anaheim Angels  
Edison International Field, Anaheim, CA  
Wed Jun 25 2003, 10:05 PM EDT  
Att: 40,651 - Sunny - 75 F

|     |    |
|-----|----|
| AB  | 36 |
| R   | 3  |
| H   | 10 |
| RBI | 3  |
| BB  | 3  |
| SO  | 7  |
| LOB | 21 |



| Batter   | 1   | 2   | 3   | 4   | 5                             | 6   | 7   | 8   | 9                            | AB                               | R                            | H                               | RBI                           | BB                               | SO                           | LOB                              | BOTTOM                       |                                 |                                  |                                    |                                  |        |  |  |  |  |  |  |  |  |  |  |  |  |  |  |  |
|--|---|---|---|---|-------------------------------|---|---|---|------------------------------|----------------------------------|------------------------------|---------------------------------|-------------------------------|----------------------------------|------------------------------|----------------------------------|------------------------------|---------------------------------|----------------------------------|------------------------------------|----------------------------------|--------|--|--|--|--|--|--|--|--|--|--|--|--|--|--|--|
| Darin Erstad, L (1, 8)<br>OBP: 0.336, SLG: 0.369       |  |  |   |  |                               |  |   |  |                              | 5                                | 0                            | 0                               | 0                             | 0                                | 0                            | 4                                |                              |                                 |                                  |                                    |                                  |        |  |  |  |  |  |  |  |  |  |  |  |  |  |  |  |
| Troy Glaus, R (1, 5)<br>OBP: 0.359, SLG: 0.506         |  |   |  |  |                               |   |  |   |                              | 3                                | 1                            | 0                               | 0                             | 1                                | 1                            | 1                                |                              |                                 |                                  |                                    |                                  |        |  |  |  |  |  |  |  |  |  |  |  |  |  |  |  |
| Tim Salmon, R (1, 10)<br>OBP: 0.363, SLG: 0.458        |  |   |  |  |                               |   |  |   |                              | 4                                | 0                            | 0                               | 0                             | 0                                | 1                            | 2                                |                              |                                 |                                  |                                    |                                  |        |  |  |  |  |  |  |  |  |  |  |  |  |  |  |  |
| 16 Garret Anderson, L (1, 7)<br>OBP: 0.347, SLG: 0.607 |   |  |  |  |                               |   |  |  |                              | 4                                | 1                            | 3                               | 0                             | 0                                | 0                            | 0                                |                              |                                 |                                  |                                    |                                  |        |  |  |  |  |  |  |  |  |  |  |  |  |  |  |  |
| Shawn Wooten, R (1, 3)<br>OBP: 0.382, SLG: 0.467       |   |  |  |  |                               |   |  |  |                              | 3                                | 2                            | 2                               | 2                             | 1                                | 0                            | 1                                |                              |                                 |                                  |                                    |                                  |        |  |  |  |  |  |  |  |  |  |  |  |  |  |  |  |
| Adam Kennedy, L (8, 4)<br>OBP: 0.352, SLG: 0.357       |   |  |  |  |                               |   |  |  |                              | 0                                | 0                            | 0                               | 0                             | 0                                | 0                            | 0                                |                              |                                 |                                  |                                    |                                  |        |  |  |  |  |  |  |  |  |  |  |  |  |  |  |  |
| Bengie Molina, R (1, 2)<br>OBP: 0.317, SLG: 0.411      |   |  |  |  |                               |   |  |  |                              | 3                                | 0                            | 0                               | 0                             | 1                                | 0                            | 2                                |                              |                                 |                                  |                                    |                                  |        |  |  |  |  |  |  |  |  |  |  |  |  |  |  |  |
| Benji Gil, R (1, 4)<br>OBP: 0.198, SLG: 0.224          |   |  |  |  |                               |   |  |  |                              | 3                                | 0                            | 0                               | 0                             | 0                                | 0                            | 5                                |                              |                                 |                                  |                                    |                                  |        |  |  |  |  |  |  |  |  |  |  |  |  |  |  |  |
| Scott Spiezio, S (8, 3)<br>OBP: 0.329, SLG: 0.410      |   |  |  |  |                               |   |  |  |                              | 1                                | 0                            | 0                               | 0                             | 0                                | 0                            | 0                                |                              |                                 |                                  |                                    |                                  |        |  |  |  |  |  |  |  |  |  |  |  |  |  |  |  |
| Eric Owens, R (1, 9)<br>OBP: 0.254, SLG: 0.273         |   |  |  |  |                               |  |  |  |                              | 2                                | 0                            | 1                               | 1                             | 0                                | 0                            | 3                                |                              |                                 |                                  |                                    |                                  |        |  |  |  |  |  |  |  |  |  |  |  |  |  |  |  |
| Jeff DaVanon, S (6, PH)<br>OBP: 0.376, SLG: 0.574      |   |  |  |  |                               |  |  |  |                              | 1                                | 1                            | 0                               | 0                             | 1                                | 0                            | 0                                |                              |                                 |                                  |                                    |                                  |        |  |  |  |  |  |  |  |  |  |  |  |  |  |  |  |
| David Eckstein, R (1, 6)<br>OBP: 0.320, SLG: 0.315     |   |  |  |  |                               |  |  |  |                              | 4                                | 1                            | 4                               | 3                             | 0                                | 0                            | 0                                |                              |                                 |                                  |                                    |                                  |        |  |  |  |  |  |  |  |  |  |  |  |  |  |  |  |
| <b>Inning Stats</b>                                    | R: 0<br>E: 0<br>K: 0<br>S: 6  | H: 0<br>LOB: 0<br>BB: 0<br>P: 13  | R: 2<br>E: 0<br>K: 0<br>S: 16   | H: 3<br>LOB: 2<br>BB: 1<br>P: 29  | R: 1<br>E: 0<br>K: 0<br>S: 10 | H: 2<br>LOB: 3<br>BB: 2<br>P: 23  | R: 0<br>E: 0<br>K: 1<br>S: 9  | H: 1<br>LOB: 1<br>BB: 0<br>P: 12  | R: 1<br>E: 0<br>K: 0<br>S: 8 | H: 1<br>LOB: 0<br>BB: 0<br>P: 13 | R: 0<br>E: 0<br>K: 0<br>S: 6 | H: 1<br>LOB: 0<br>BB: 0<br>P: 8 | R: 0<br>E: 0<br>K: 1<br>S: 10 | H: 1<br>LOB: 1<br>BB: 0<br>P: 14 | R: 2<br>E: 0<br>K: 0<br>S: 8 | H: 1<br>LOB: 0<br>BB: 1<br>P: 13 | R: 0<br>E: 0<br>K: 0<br>S: 4 | H: 0<br>LOB: 0<br>BB: 0<br>P: 6 | 1B: 5<br>2B: 3<br>3B: 0<br>HR: 2 | SF: 0<br>SAC: 0<br>DP: 1<br>HBP: 0 | WP: 0<br>PB: 0<br>SB: 0<br>CS: 0 | PA: 37 |  |  |  |  |  |  |  |  |  |  |  |  |  |  |  |
| <b>PITCHER</b>   | IP WLS BF H R ER SO BB IBB HBP BLK WP HR S P ERA WHIP                               |   |   |   |                               |   |   |   |                              |                                  |                              |                                 |                               |                                  |                              |                                  |                              |                                 |                                  |                                    |                                  |        |  |  |  |  |  |  |  |  |  |  |  |  |  |  |  |
| Jamie Moyer, L (1, 1)<br>ERA: 3.14                     | 5.0   | L   | 25  | 7   | 4                             | 4   | 1   | 2   | 1                            | 0                                | 0                            | 0                               | 0                             | 0                                | 17                           | 23                               | 0.00                         | 0.857                           |                                  |                                    |                                  |        |  |  |  |  |  |  |  |  |  |  |  |  |  |  |  |
| 40 Julio Mateo, R (6, 1)<br>ERA: 3.92                  | 2.1   |   | 8   | 2   | 0                             | 0   | 1   | 0   | 0                            | 0                                | 0                            | 0                               | 0                             | 1                                | 7                            | 12                               | 27.00                        | 3.000                           |                                  |                                    |                                  |        |  |  |  |  |  |  |  |  |  |  |  |  |  |  |  |
| Matt White, L (8, 1)<br>ERA: 22.24                     | 0.2   |   | 4   | 1   | 2                             | 2   | 0   | 1   | 0                            | 0                                | 0                            | 0                               | 0                             | 1                                | 7                            | 12                               | 27.00                        | 3.000                           |                                  |                                    |                                  |        |  |  |  |  |  |  |  |  |  |  |  |  |  |  |  |

Seattle Mariners @ Anaheim Angels  
Edison International Field, Anaheim, CA  
Wed Jun 25 2003, 10:05 PM EDT  
Att: 40,651 - Sunny - 75 F

|     |    |
|-----|----|
| AB  | 33 |
| R   | 6  |
| H   | 10 |
| RBI | 6  |
| BB  | 4  |
| SO  | 2  |
| LOB | 18 |





| Batter   | 1   | 2                                | 3                            | 4                                | 5                             | 6                                | 7                            | 8                                | 9                            | AB                              | R                            | H                                | RBI                           | BB                               | SO                           | LOB                              | TOP  |                               |                                  |                                  |                                    |                                  |
|--|---|----------------------------------|------------------------------|----------------------------------|-------------------------------|----------------------------------|------------------------------|----------------------------------|------------------------------|---------------------------------|------------------------------|----------------------------------|-------------------------------|----------------------------------|------------------------------|----------------------------------|--|-------------------------------|----------------------------------|----------------------------------|------------------------------------|----------------------------------|
| 51 Ichiro Suzuki, L (1, 9)<br>OBP: 0.390, SLG: 0.481   |   |                                  |                              |                                  |                               |                                  |                              |                                  |                              | 5                               | 1                            | 1                                | 1                             | 0                                | 2                            | 1                                | <b>Seattle Mariners @ Anaheim Angels</b><br>Edison International Field, Anaheim, CA<br>Thu Jun 26 2003, 10:05 PM EDT<br>Att: 32,889 - Sunny - 80 F |                               |                                  |                                  |                                    |                                  |
| 16 Willie Bloomquist, R (1, 6)<br>OBP: 0.279, SLG: 0.239<br>Carlos Guillen, S (6, 6)<br>OBP: 0.397, SLG: 0.396 |   |                                  |                              |                                  |                               |                                  |                              |                                  |                              | 3                               | 0                            | 0                                | 0                             | 0                                | 1                            | 1                                |  |                               |                                  |                                  |                                    |                                  |
| Bret Boone, R (1, 4)<br>OBP: 0.377, SLG: 0.611   |   |                                  |                              |                                  |                               |                                  |                              |                                  |                              | 5                               | 2                            | 3                                | 2                             | 0                                | 1                            | 1                                |  |                               |                                  |                                  |                                    |                                  |
| Edgar Martinez, R (1, 10)<br>OBP: 0.414, SLG: 0.557  |   |                                  |                              |                                  |                               |                                  |                              |                                  |                              | 4                               | 2                            | 3                                | 2                             | 1                                | 0                            | 1                                |  |                               |                                  |                                  |                                    |                                  |
| John Olerud, L (1, 3)<br>OBP: 0.390, SLG: 0.395  |   |                                  |                              |                                  |                               |                                  |                              |                                  |                              | 5                               | 1                            | 2                                | 1                             | 0                                | 1                            | 3                                |  |                               |                                  |                                  |                                    |                                  |
| Mike Cameron, R (1, 8)<br>OBP: 0.370, SLG: 0.498   |   |                                  |                              |                                  |                               |                                  |                              |                                  |                              | 3                               | 1                            | 0                                | 0                             | 1                                | 1                            | 2                                |  |                               |                                  |                                  |                                    |                                  |
| Randy Winn, S (1, 7)<br>OBP: 0.318, SLG: 0.359   |   |                                  |                              |                                  |                               |                                  |                              |                                  |                              | 4                               | 1                            | 1                                | 2                             | 0                                | 1                            | 2                                |  |                               |                                  |                                  |                                    |                                  |
| Jeff Cirillo, R (1, 5)<br>OBP: 0.314, SLG: 0.308   |   |                                  |                              |                                  |                               |                                  |                              |                                  |                              | 4                               | 0                            | 0                                | 0                             | 0                                | 0                            | 2                                |  |                               |                                  |                                  |                                    |                                  |
| Ben Davis, S (1, 2)<br>OBP: 0.311, SLG: 0.496  |   |                                  |                              |                                  |                               |                                  |                              |                                  |                              | 4                               | 1                            | 2                                | 2                             | 0                                | 1                            | 0                                |  |                               |                                  |                                  |                                    |                                  |
| <b>Inning Stats</b>  | R: 0<br>E: 0<br>K: 1<br>S: 10                         | H: 0<br>LOB: 0<br>BB: 0<br>P: 11 | R: 0<br>E: 0<br>K: 0<br>S: 9 | H: 0<br>LOB: 1<br>BB: 1<br>P: 19 | R: 3<br>E: 0<br>K: 2<br>S: 15 | H: 4<br>LOB: 1<br>BB: 0<br>P: 22 | R: 0<br>E: 0<br>K: 1<br>S: 9 | H: 0<br>LOB: 0<br>BB: 0<br>P: 13 | R: 0<br>E: 0<br>K: 0<br>S: 5 | H: 0<br>LOB: 0<br>BB: 0<br>P: 7 | R: 0<br>E: 0<br>K: 0<br>S: 5 | H: 0<br>LOB: 0<br>BB: 1<br>P: 32 | R: 2<br>E: 0<br>K: 2<br>S: 16 | H: 3<br>LOB: 1<br>BB: 0<br>P: 23 | R: 0<br>E: 0<br>K: 2<br>S: 9 | H: 0<br>LOB: 0<br>BB: 0<br>P: 14 |  | R: 0<br>E: 0<br>K: 0<br>S: 10 | H: 1<br>LOB: 1<br>BB: 0<br>P: 16 | 1B: 6<br>2B: 6<br>3B: 0<br>HR: 2 | SF: 0<br>SAC: 0<br>DP: 1<br>HBP: 0 | WP: 0<br>PB: 0<br>SB: 0<br>CS: 0 |
| <b>PITCHER</b>   | IP WLS BF H R ER SO BB IBB HBP BLK WP HR S P ERA WHIP |                                  |                              |                                  |                               |                                  |                              |                                  |                              |                                 |                              |                                  |                               |                                  |                              |                                  |  |                               |                                  |                                  |                                    |                                  |
| Jarrod Washburn, L (1, 1)<br>ERA: 4.19   | 5.0 L 23 7 6 6 4 1                                    |                                  |                              |                                  |                               |                                  |                              |                                  |                              |                                 |                              |                                  |                               |                                  |                              |                                  |  |                               |                                  |                                  |                                    |                                  |
| Ben Weber, R (6, 1)<br>ERA: 2.68   | 1.1 B 8 4 4 4 1 1                                     |                                  |                              |                                  |                               |                                  |                              |                                  |                              |                                 |                              |                                  |                               |                                  |                              |                                  |  |                               |                                  |                                  |                                    |                                  |
| Francisco Rodriguez, R (7, 1)<br>ERA: 3.69   | 1.2 6 1 0 0 3 0                                       |                                  |                              |                                  |                               |                                  |                              |                                  |                              |                                 |                              |                                  |                               |                                  |                              |                                  |  |                               |                                  |                                  |                                    |                                  |
| Scott Schoeneweis, L (9, 1)<br>ERA: 5.19   | 1.0 4 1 0 0 0 0                                       |                                  |                              |                                  |                               |                                  |                              |                                  |                              |                                 |                              |                                  |                               |                                  |                              |                                  |  |                               |                                  |                                  |                                    |                                  |

|     |    |
|-----|----|
| AB  | 39 |
| R   | 10 |
| H   | 13 |
| RBI | 10 |
| BB  | 2  |
| SO  | 8  |
| LOB | 13 |



| Batter   | 1   | 2                                | 3                             | 4                                | 5                            | 6                               | 7                            | 8                               | 9                             | AB                               | R                            | H                                | RBI                          | BB                               | SO                            | LOB                              | BOTTOM   |                               |                                  |                                  |                                    |                                  |
|--|---|----------------------------------|-------------------------------|----------------------------------|------------------------------|---------------------------------|------------------------------|---------------------------------|-------------------------------|----------------------------------|------------------------------|----------------------------------|------------------------------|----------------------------------|-------------------------------|----------------------------------|--|-------------------------------|----------------------------------|----------------------------------|------------------------------------|----------------------------------|
| Darin Erstad, L (1, 8)<br>OBP: 0.331, SLG: 0.365       |   |                                  |                               |                                  |                              |                                 |                              |                                 |                               | 4                                | 0                            | 1                                | 1                            | 0                                | 1                             | 1                                | <b>Seattle Mariners @ Anaheim Angels</b><br>Edison International Field, Anaheim, CA<br>Thu Jun 26 2003, 10:05 PM EDT<br>Att: 32,889 - Sunny - 80 F |                               |                                  |                                  |                                    |                                  |
| Troy Glaus, R (1, 5)<br>OBP: 0.353, SLG: 0.496         |   |                                  |                               |                                  |                              |                                 |                              |                                 |                               | 5                                | 0                            | 0                                | 0                            | 0                                | 1                             | 4                                |  |                               |                                  |                                  |                                    |                                  |
| Tim Salmon, R (1, 9)<br>OBP: 0.362, SLG: 0.455         |   |                                  |                               |                                  |                              |                                 |                              |                                 |                               | 4                                | 0                            | 1                                | 1                            | 0                                | 1                             | 1                                |  |                               |                                  |                                  |                                    |                                  |
| 16 Garret Anderson, L (1, 7)<br>OBP: 0.349, SLG: 0.604 |   |                                  |                               |                                  |                              |                                 |                              |                                 |                               | 3                                | 1                            | 1                                | 0                            | 1                                | 0                             | 1                                |  |                               |                                  |                                  |                                    |                                  |
| Brad Fullmer, L (1, 10)<br>OBP: 0.387, SLG: 0.500      |   |                                  |                               |                                  |                              |                                 |                              |                                 |                               | 4                                | 1                            | 1                                | 0                            | 0                                | 0                             | 2                                |  |                               |                                  |                                  |                                    |                                  |
| Scott Spiezio, S (1, 3)<br>OBP: 0.332, SLG: 0.429      |   |                                  |                               |                                  |                              |                                 |                              |                                 |                               | 4                                | 2                            | 2                                | 2                            | 0                                | 0                             | 0                                |  |                               |                                  |                                  |                                    |                                  |
| Bengie Molina, R (1, 2)<br>OBP: 0.320, SLG: 0.412      |   |                                  |                               |                                  |                              |                                 |                              |                                 |                               | 4                                | 0                            | 2                                | 1                            | 0                                | 0                             | 0                                |  |                               |                                  |                                  |                                    |                                  |
| Adam Kennedy, L (1, 4)<br>OBP: 0.346, SLG: 0.349       |   |                                  |                               |                                  |                              |                                 |                              |                                 |                               | 4                                | 1                            | 0                                | 1                            | 0                                | 1                             | 2                                |  |                               |                                  |                                  |                                    |                                  |
| David Eckstein, R (1, 6)<br>OBP: 0.326, SLG: 0.319     |   |                                  |                               |                                  |                              |                                 |                              |                                 |                               | 3                                | 1                            | 2                                | 0                            | 1                                | 0                             | 0                                |  |                               |                                  |                                  |                                    |                                  |
| <b>Inning Stats</b>                                    | R: 0<br>E: 0<br>K: 1<br>S: 13                         | H: 0<br>LOB: 0<br>BB: 0<br>P: 19 | R: 4<br>E: 0<br>K: 0<br>S: 15 | H: 5<br>LOB: 1<br>BB: 0<br>P: 24 | R: 0<br>E: 0<br>K: 0<br>S: 5 | H: 0<br>LOB: 0<br>BB: 0<br>P: 8 | R: 0<br>E: 0<br>K: 0<br>S: 6 | H: 0<br>LOB: 0<br>BB: 0<br>P: 9 | R: 1<br>E: 0<br>K: 1<br>S: 10 | H: 1<br>LOB: 2<br>BB: 2<br>P: 19 | R: 1<br>E: 0<br>K: 1<br>S: 6 | H: 1<br>LOB: 0<br>BB: 0<br>P: 10 | R: 0<br>E: 0<br>K: 0<br>S: 9 | H: 1<br>LOB: 1<br>BB: 0<br>P: 15 | R: 0<br>E: 0<br>K: 0<br>S: 10 | H: 1<br>LOB: 1<br>BB: 0<br>P: 17 |  | R: 0<br>E: 0<br>K: 1<br>S: 13 | H: 1<br>LOB: 0<br>BB: 0<br>P: 18 | 1B: 7<br>2B: 2<br>3B: 0<br>HR: 1 | SF: 1<br>SAC: 0<br>DP: 1<br>HBP: 0 | WP: 1<br>PB: 0<br>SB: 0<br>CS: 0 |
| <b>PITCHER</b>   | IP WLS BF H R ER SO BB IBB HBP BLK WP HR S P ERA WHIP |                                  |                               |                                  |                              |                                 |                              |                                 |                               |                                  |                              |                                  |                              |                                  |                               |                                  |  |                               |                                  |                                  |                                    |                                  |
| Gl Meche, R (1, 1)<br>ERA: 3.27                        | 6.0 W 27 7 6 6 3 1                                    |                                  |                               |                                  |                              |                                 |                              |                                 |                               |                                  |                              |                                  |                              |                                  |                               |                                  |  |                               |                                  |                                  |                                    |                                  |
| Shigetoshi Hasegawa, R (7, 1)<br>ERA: 0.92             | 3.0 S 11 3 0 0 1 0                                    |                                  |                               |                                  |                              |                                 |                              |                                 |                               |                                  |                              |                                  |                              |                                  |                               |                                  |  |                               |                                  |                                  |                                    |                                  |

|     |    |
|-----|----|
| AB  | 35 |
| R   | 6  |
| H   | 10 |
| RBI | 6  |
| BB  | 2  |
| SO  | 4  |
| LOB | 11 |






| Batter   | 1                            | 2                                | 3                            | 4                               | 5                             | 6                                | 7                            | 8                               | 9                             | AB                               | R                             | H                                | RBI                          | BB                               | SO                           | LOB                             | TOP                          |                                  |                                  |                                    |                                  |        |  |  |  |  |  |
|--|------------------------------|----------------------------------|------------------------------|---------------------------------|-------------------------------|----------------------------------|------------------------------|---------------------------------|-------------------------------|----------------------------------|-------------------------------|----------------------------------|------------------------------|----------------------------------|------------------------------|---------------------------------|------------------------------|----------------------------------|----------------------------------|------------------------------------|----------------------------------|--------|--|--|--|--|--|
| <b>Dave Roberts, L</b> (1, 8)<br>OBP: 0.326, SLG: 0.305    | 0-1<br>CS<br>1B              |                                  | 3-2<br>F7                    |                                 |                               | 2-2<br>F9                        |                              |                                 | 1-2<br>F8                     | 4                                | 0                             | 1                                | 0                            | 0                                | 0                            | 1                               |                              |                                  |                                  |                                    |                                  |        |  |  |  |  |  |
| <b>Jolbert Cabrera, R</b> (1, 7)<br>OBP: 0.348, SLG: 0.485 | 1-2<br>SAFE<br>G5-3          |                                  |                              | 0-1<br>F8                       |                               |                                  | 0-0<br>WP<br>2B              |                                 | 1-3<br>K                      | 4                                | 0                             | 1                                | 0                            | 0                                | 1                            | 1                               |                              |                                  |                                  |                                    |                                  |        |  |  |  |  |  |
| <b>Shawn Green, L</b> (1, 9)<br>OBP: 0.315, SLG: 0.421     | 2-2<br>F9                    |                                  |                              | 1-0<br>F7                       |                               |                                  | 2-2<br>G3                    |                                 | 1-0<br>G4-3                   | 4                                | 0                             | 0                                | 0                            | 0                                | 0                            | 1                               |                              |                                  |                                  |                                    |                                  |        |  |  |  |  |  |
| <b>Paul Lo Duca, R</b> (1, 2)<br>OBP: 0.376, SLG: 0.460    |                              | 1-0<br>G3-1                      |                              | 2-2<br>F9                       |                               |                                  | 4-0<br>G4-6-3<br>IBB         |                                 |                               | 2                                | 0                             | 0                                | 0                            | 1                                | 0                            | 0                               |                              |                                  |                                  |                                    |                                  |        |  |  |  |  |  |
| <b>Daryle Ward, L</b> (1, 3)<br>OBP: 0.216, SLG: 0.202     |                              | 0-0<br>G3-1                      |                              |                                 | 1-2<br>G4-3                   |                                  | 0-0<br>G4-6-3                |                                 |                               | 3                                | 0                             | 0                                | 0                            | 0                                | 0                            | 2                               |                              |                                  |                                  |                                    |                                  |        |  |  |  |  |  |
| <b>Ron Coomer, R</b> (1, 10)<br>OBP: 0.309, SLG: 0.315     |                              | 2-1<br>F8                        |                              |                                 | 0-1<br>G5-3                   |                                  |                              | 1-2<br>G6-3                     |                               | 3                                | 0                             | 0                                | 0                            | 0                                | 0                            | 0                               |                              |                                  |                                  |                                    |                                  |        |  |  |  |  |  |
| <b>Adrián Beltré, R</b> (1, 5)<br>OBP: 0.276, SLG: 0.350   |                              |                                  | 0-0<br>G4-3                  |                                 | 1-2<br>G3                     |                                  |                              | 0-0<br>L4-6<br>1B               |                               | 3                                | 0                             | 1                                | 0                            | 0                                | 0                            | 0                               |                              |                                  |                                  |                                    |                                  |        |  |  |  |  |  |
| <b>Alex Cora, L</b> (1, 4)<br>OBP: 0.279, SLG: 0.311       |                              |                                  | 0-1<br>1B                    |                                 |                               | 1-3<br>K                         |                              | 0-1<br>1B                       |                               | 3                                | 0                             | 2                                | 0                            | 0                                | 1                            | 0                               |                              |                                  |                                  |                                    |                                  |        |  |  |  |  |  |
| <b>Cesar Izturis, S</b> (1, 6)<br>OBP: 0.288, SLG: 0.297   |                              |                                  | 2-3<br>K                     |                                 |                               | 1-3<br>K                         |                              | 1-0<br>L4-6                     |                               | 2                                | 0                             | 0                                | 0                            | 0                                | 2                            | 1                               |                              |                                  |                                  |                                    |                                  |        |  |  |  |  |  |
| <b>Larry Barnes, L</b> (8, PH)                             |                              |                                  |                              |                                 |                               |                                  |                              | 2-3                             |                               | 1                                | 0                             | 0                                | 0                            | 0                                | 0                            | 2                               |                              |                                  |                                  |                                    |                                  |        |  |  |  |  |  |
| <b>Inning Stats</b>  | R: 0<br>E: 0<br>K: 0<br>S: 9 | H: 1<br>LOB: 0<br>BB: 0<br>P: 11 | R: 0<br>E: 0<br>K: 0<br>S: 4 | H: 0<br>LOB: 0<br>BB: 0<br>P: 7 | R: 0<br>E: 0<br>K: 1<br>S: 10 | H: 1<br>LOB: 1<br>BB: 0<br>P: 15 | R: 0<br>E: 0<br>K: 0<br>S: 6 | H: 0<br>LOB: 0<br>BB: 0<br>P: 9 | R: 0<br>E: 0<br>K: 0<br>S: 11 | H: 0<br>LOB: 0<br>BB: 0<br>P: 13 | R: 0<br>E: 0<br>K: 2<br>S: 12 | H: 0<br>LOB: 0<br>BB: 0<br>P: 16 | R: 0<br>E: 0<br>K: 0<br>S: 5 | H: 1<br>LOB: 1<br>BB: 1<br>P: 11 | R: 0<br>E: 0<br>K: 0<br>S: 7 | H: 2<br>LOB: 1<br>BB: 0<br>P: 9 | R: 0<br>E: 0<br>K: 1<br>S: 9 | H: 0<br>LOB: 0<br>BB: 0<br>P: 12 | 1B: 4<br>2B: 2<br>3B: 0<br>HR: 0 | SF: 0<br>SAC: 0<br>DP: 2<br>HBP: 0 | WP: 1<br>PB: 0<br>SB: 0<br>CS: 1 | PA: 30 |  |  |  |  |  |
| <b>PITCHER</b>   | IP                           | WLS                              | BF                           | H                               | R                             | ER                               | SO                           | BB                              | IBB                           | HBP                              | BLK                           | WP                               | HR                           | S                                | P                            | ERA                             | WHIP                         |                                  |                                  |                                    |                                  |        |  |  |  |  |  |
| <b>41 John Lackey, R</b> (1, 1)<br>ERA: 5.47               | 7.1                          | W                                | 26                           | 5                               | 0                             | 0                                | 3                            | 0                               | 1                             | 0                                | 0                             | 1                                | 0                            | 63                               | 89                           | 0.00                            | 0.682                        |                                  |                                  |                                    |                                  |        |  |  |  |  |  |
| <b>Brendan Donnelly, R</b> (8, 1)<br>ERA: 0.44             | 0.2                          | H                                | 1                            | 0                               | 0                             | 0                                | 0                            | 0                               | 0                             | 0                                | 0                             | 0                                | 0                            | 1                                | 2                            | 0.00                            | 0.000                        |                                  |                                  |                                    |                                  |        |  |  |  |  |  |
| <b>Troy Percival, R</b> (9, 1)<br>ERA: 2.86                | 1.0                          | S                                | 3                            | 0                               | 0                             | 0                                | 1                            | 0                               | 0                             | 0                                | 0                             | 0                                | 0                            | 9                                | 12                           | 0.00                            | 0.000                        |                                  |                                  |                                    |                                  |        |  |  |  |  |  |

**Los Angeles Dodgers @ Anaheim Angels**  
Edison International Field, Anaheim, CA  
Fri Jun 27 2003, 10:05 PM EDT  
Att: 43,700 - Sunny - 75 F

livebaseballscorecards.com

AB 29  
R 0  
H 5  
RBI 0  
BB 1  
SO 4  
LOB 8



| Batter  | 1   | 2                                | 3                            | 4                                | 5                            | 6                               | 7                                 | 8                                | 9                             | AB                               | R                             | H                                | RBI                           | BB                               | SO                           | LOB                              | BOTTOM                           |                                    |                                  |        |  |  |  |  |  |  |  |
|---|---|----------------------------------|------------------------------|----------------------------------|------------------------------|---------------------------------|-----------------------------------|----------------------------------|-------------------------------|----------------------------------|-------------------------------|----------------------------------|-------------------------------|----------------------------------|------------------------------|----------------------------------|----------------------------------|------------------------------------|----------------------------------|--------|--|--|--|--|--|--|--|
| <b>Jeff DaVanon, S</b> (1, 9)<br>OBP: 0.386, SLG: 0.579       | 0-0<br>FC4-6<br>1B                                |                                  | 0-0<br>FC3-6<br>1B           |                                  | 2-1<br>G1-3                  |                                 | 3-2<br>1B                         |                                  |                               | 4                                | 0                             | 3                                | 1                             | 0                                | 0                            | 0                                |                                  |                                    |                                  |        |  |  |  |  |  |  |  |
| <b>Darin Erstad, L</b> (1, 8)<br>OBP: 0.329, SLG: 0.362       | 2-1<br>SAFE<br>FC4-6<br>16<br>FC3-6<br>HBP<br>1-2 |                                  | 0-0<br>FC3-6<br>1-2          |                                  | 1-1<br>SAFE<br>G3            |                                 | 3-H<br>SAFE<br>FC5-4<br>1B<br>1-2 |                                  |                               | 4                                | 0                             | 1                                | 0                             | 0                                | 0                            | 2                                |                                  |                                    |                                  |        |  |  |  |  |  |  |  |
| <b>Tim Salmon, R</b> (1, 10)<br>OBP: 0.360, SLG: 0.450        | 2-2<br>SAFE<br>16<br>FC3-6<br>HBP<br>1-2          |                                  | 0-0<br>F8                    |                                  | 0-2<br>SAFE<br>G5-3          |                                 | 0-1<br>SAFE<br>FC5-4<br>1-2       |                                  |                               | 3                                | 0                             | 0                                | 0                             | 0                                | 0                            | 3                                |                                  |                                    |                                  |        |  |  |  |  |  |  |  |
| <b>16 Garret Anderson, L</b> (1, 7)<br>OBP: 0.348, SLG: 0.606 | 0-1<br>SAFE<br>FC3-6<br>1-2<br>2-3                |                                  |                              | 1-2<br>G6-3                      |                              | 1-0<br>3B                       |                                   | 1-1<br>F7                        |                               | 4                                | 0                             | 1                                | 0                             | 0                                | 0                            | 2                                |                                  |                                    |                                  |        |  |  |  |  |  |  |  |
| <b>Scott Spiezio, S</b> (1, 3)<br>OBP: 0.331, SLG: 0.430      | 2-3<br>SAFE<br>K                                  |                                  |                              | 0-0<br>G3-1                      |                              | 3-2<br>L8                       |                                   | 0-0<br>1B<br>2B                  |                               | 4                                | 1                             | 1                                | 0                             | 0                                | 1                            | 3                                |                                  |                                    |                                  |        |  |  |  |  |  |  |  |
| <b>Troy Glaus, R</b> (1, 5)<br>OBP: 0.358, SLG: 0.498         |   | 1-3<br>K                         |                              | 1-2<br>FC4-6<br>1B               |                              |                                 | 0-1<br>G1-3<br>SH1-3<br>3B<br>1B  | 4-0<br>1B<br>IBB                 |                               | 3                                | 1                             | 2                                | 0                             | 1                                | 1                            | 0                                |                                  |                                    |                                  |        |  |  |  |  |  |  |  |
| <b>Bengie Molina, R</b> (1, 2)<br>OBP: 0.316, SLG: 0.407      |   | 1-0<br>G5-3                      |                              | 0-0<br>FC4-6<br>1-2              |                              |                                 | 1-0<br>SAFE<br>SH1-3<br>1-2       | 0-1<br>SAFE<br>F7                |                               | 3                                | 0                             | 0                                | 0                             | 0                                | 0                            | 3                                |                                  |                                    |                                  |        |  |  |  |  |  |  |  |
| <b>Adam Kennedy, L</b> (1, 4)<br>OBP: 0.344, SLG: 0.347       |   | 2-3<br>K                         |                              |                                  | 1-3<br>K                     |                                 | 1-1<br>SAFE<br>G1-3<br>2-3        | 0-1<br>SAFE<br>1B                |                               | 4                                | 0                             | 1                                | 1                             | 0                                | 2                            | 1                                |                                  |                                    |                                  |        |  |  |  |  |  |  |  |
| <b>David Eckstein, R</b> (1, 6)<br>OBP: 0.326, SLG: 0.326     |   |                                  | 0-1<br>G4-3                  |                                  | 2-2<br>G5-3                  |                                 | 0-1<br>SAFE<br>1B<br>3B           |                                  |                               | 3                                | 1                             | 1                                | 1                             | 0                                | 0                            | 0                                |                                  |                                    |                                  |        |  |  |  |  |  |  |  |
| <b>Inning Stats</b>   | R: 0<br>E: 0<br>K: 1<br>S: 10                     | H: 1<br>LOB: 2<br>BB: 0<br>P: 16 | R: 0<br>E: 0<br>K: 2<br>S: 9 | H: 0<br>LOB: 0<br>BB: 0<br>P: 13 | R: 0<br>E: 0<br>K: 0<br>S: 5 | H: 1<br>LOB: 1<br>BB: 0<br>P: 5 | R: 0<br>E: 0<br>K: 0<br>S: 8      | H: 1<br>LOB: 1<br>BB: 0<br>P: 10 | R: 0<br>E: 0<br>K: 1<br>S: 12 | H: 0<br>LOB: 0<br>BB: 0<br>P: 17 | R: 0<br>E: 0<br>K: 0<br>S: 10 | H: 1<br>LOB: 1<br>BB: 0<br>P: 15 | R: 2<br>E: 0<br>K: 0<br>S: 17 | H: 4<br>LOB: 2<br>BB: 0<br>P: 22 | R: 1<br>E: 0<br>K: 0<br>S: 7 | H: 2<br>LOB: 2<br>BB: 1<br>P: 12 | 1B: 7<br>2B: 1<br>3B: 2<br>HR: 0 | SF: 0<br>SAC: 1<br>DP: 0<br>HBP: 1 | WP: 0<br>PB: 0<br>SB: 0<br>CS: 0 | PA: 35 |  |  |  |  |  |  |  |
| <b>PITCHER</b>  | IP  | WLS                              | BF                           | H                                | R                            | ER                              | SO                                | BB                               | IBB                           | HBP                              | BLK                           | WP                               | HR                            | S                                | P                            | ERA                              | WHIP                             |                                    |                                  |        |  |  |  |  |  |  |  |
| <b>Kevin Brown, R</b> (1, 1)<br>ERA: 2.24                     | 7.0   | L                                | 30                           | 8                                | 2                            | 2                               | 4                                 | 0                                | 0                             | 1                                | 0                             | 0                                | 0                             | 71                               | 98                           | 2.57                             | 1.143                            |                                    |                                  |        |  |  |  |  |  |  |  |
| <b>Tom Martin, L</b> (8, 1)<br>ERA: 2.74                      | 0.1   |                                  | 3                            | 1                                | 1                            | 1                               | 0                                 | 0                                | 1                             | 0                                | 0                             | 0                                | 0                             | 3                                | 8                            | 27.00                            | 3.000                            |                                    |                                  |        |  |  |  |  |  |  |  |
| <b>Guillermo Mota, R</b> (8, 1)<br>ERA: 2.01                  | 0.2   |                                  | 2                            | 1                                | 0                            | 0                               | 0                                 | 0                                | 0                             | 0                                | 0                             | 0                                | 0                             | 4                                | 4                            | 0.00                             | 1.500                            |                                    |                                  |        |  |  |  |  |  |  |  |

**Los Angeles Dodgers @ Anaheim Angels**  
Edison International Field, Anaheim, CA  
Fri Jun 27 2003, 10:05 PM EDT  
Att: 43,700 - Sunny - 75 F

livebaseballscorecards.com

AB 32  
R 3  
H 10  
RBI 3  
BB 1  
SO 4  
LOB 14





| Batter   | 1                             | 2                                | 3                            | 4                                | 5                             | 6                                | 7                            | 8                                | 9                             | AB                               | R                            | H                                | RBI                          | BB                              | SO                           | LOB                              | TOP   |                                |                                  |                                  |                                    |                                  |        |  |  |  |  |
|--|-------------------------------|----------------------------------|------------------------------|----------------------------------|-------------------------------|----------------------------------|------------------------------|----------------------------------|-------------------------------|----------------------------------|------------------------------|----------------------------------|------------------------------|---------------------------------|------------------------------|----------------------------------|---|--------------------------------|----------------------------------|----------------------------------|------------------------------------|----------------------------------|--------|--|--|--|--|
| <b>Dave Roberts, L</b> (1, 8)<br>OBP: 0.321, SLG: 0.299        | 1-1<br>B3                     |                                  | 3-1<br>P6                    |                                  | 2-1<br>FC6                    |                                  | 1-1<br>G6-3                  |                                  |                               | 4                                | 0                            | 0                                | 0                            | 0                               | 0                            | 3                                | <b>Los Angeles Dodgers @ Anaheim Angels</b><br>Edison International Field, Anaheim, CA<br>Sat Jun 28 2003, 10:05 PM EDT<br>Att: 43,726 - Sunny - 71 F<br><a href="http://livebaseballscorecards.com">livebaseballscorecards.com</a> |                                |                                  |                                  |                                    |                                  |        |  |  |  |  |
| <b>Alex Cora, L</b> (1, 4)<br>OBP: 0.275, SLG: 0.305           | 3-3<br>K                      |                                  |                              | 2-3<br>K                         |                               | 0-1<br>F8                        |                              | 0-0<br>P4                        |                               | 4                                | 0                            | 0                                | 0                            | 0                               | 2                            | 0                                |   |                                |                                  |                                  |                                    |                                  |        |  |  |  |  |
| <b>Paul Lo Duca, R</b> (1, 3)<br>OBP: 0.374, SLG: 0.457        | 1-3<br>K                      |                                  |                              | 2-2<br>F9                        |                               | 0-0<br>FC3-2<br>1B               |                              | 1-1<br>G6-3                      |                               | 4                                | 0                            | 1                                | 0                            | 0                               | 1                            | 0                                |   |                                |                                  |                                  |                                    |                                  |        |  |  |  |  |
| <b>Shawn Green, L</b> (1, 9)<br>OBP: 0.314, SLG: 0.422         |                               | 1-0<br>E4                        |                              | 0-0<br>P4                        |                               | 0-0<br>FC3-2<br>2B               |                              | 3-3<br>K                         |                               | 4                                | 0                            | 1                                | 0                            | 0                               | 1                            | 0                                |   |                                |                                  |                                  |                                    |                                  |        |  |  |  |  |
| <b>Mike Kinkade, R</b> (1, 7)<br>OBP: 0.387, SLG: 0.413        |                               | 2-2<br>G6-4-3                    |                              |                                  | 0-0<br>G5-3                   |                                  | 4-0<br>FC3-2<br>IBB          |                                  | 1-3<br>K                      |                                  | 3                            | 0                                | 0                            | 0                               | 1                            | 1                                |   |                                |                                  |                                  |                                    |                                  |        |  |  |  |  |
| <b>Adrián Beltré, R</b> (1, 5)<br>OBP: 0.275, SLG: 0.349       |                               | 1-1<br>F8                        |                              |                                  | 1-2<br>G5-3<br>1B             |                                  | 1-1<br>FC3-2<br>FC6-4        |                                  | 2-2<br>P4                     |                                  | 4                            | 1                                | 1                            | 0                               | 0                            | 3                                |   |                                |                                  |                                  |                                    |                                  |        |  |  |  |  |
| <b>Ron Coomer, R</b> (1, 10)<br><b>Larry Barnes, L</b> (9, PH) |                               |                                  | 3-2<br>P3                    |                                  | 1-2<br>G5-3                   |                                  | 2-2<br>FC6-4                 |                                  | 2-3<br>K                      |                                  | 3                            | 0                                | 0                            | 0                               | 0                            | 4                                |   |                                |                                  |                                  |                                    |                                  |        |  |  |  |  |
| <b>David Ross, R</b> (1, 2)<br>OBP: 0.351, SLG: 0.600          |                               |                                  | 1-0<br>1B                    |                                  | 1-2<br>1B                     |                                  | 1-0<br>G6-3                  |                                  |                               | 3                                | 0                            | 2                                | 1                            | 0                               | 0                            | 0                                |   |                                |                                  |                                  |                                    |                                  |        |  |  |  |  |
| <b>Cesar Izturis, S</b> (1, 6)<br>OBP: 0.288, SLG: 0.297       |                               | 1-2<br>F8                        |                              |                                  | 0-0<br>FC6<br>1B              |                                  | 1-3<br>K                     |                                  |                               | 3                                | 0                            | 1                                | 0                            | 0                               | 1                            | 1                                |   |                                |                                  |                                  |                                    |                                  |        |  |  |  |  |
| <b>Inning Stats</b>  | R: 0<br>E: 0<br>K: 2<br>S: 10 | H: 0<br>LOB: 0<br>BB: 0<br>P: 15 | R: 0<br>E: 1<br>K: 0<br>S: 6 | H: 0<br>LOB: 0<br>BB: 0<br>P: 10 | R: 0<br>E: 0<br>K: 0<br>S: 11 | H: 1<br>LOB: 1<br>BB: 0<br>P: 19 | R: 0<br>E: 0<br>K: 1<br>S: 9 | H: 0<br>LOB: 0<br>BB: 0<br>P: 13 | R: 1<br>E: 0<br>K: 0<br>S: 13 | H: 3<br>LOB: 2<br>BB: 0<br>P: 18 | R: 0<br>E: 0<br>K: 0<br>S: 9 | H: 2<br>LOB: 3<br>BB: 1<br>P: 16 | R: 0<br>E: 0<br>K: 1<br>S: 6 | H: 0<br>LOB: 0<br>BB: 0<br>P: 9 | R: 0<br>E: 0<br>K: 2<br>S: 6 | H: 0<br>LOB: 0<br>BB: 0<br>P: 10 |   | R: 0<br>E: 0<br>K: 12<br>S: 12 | H: 0<br>LOB: 0<br>BB: 0<br>P: 17 | 1B: 5<br>2B: 1<br>3B: 0<br>HR: 0 | SF: 0<br>SAC: 0<br>DP: 1<br>HBP: 0 | WP: 0<br>PB: 0<br>SB: 0<br>CS: 0 | PA: 34 |  |  |  |  |
| <b>PITCHER</b>   | IP                            | WLS                              | BF                           | H                                | R                             | ER                               | SO                           | BB                               | IBB                           | HBP                              | BLK                          | WP                               | HR                           | S                               | P                            | ERA                              | WHIP  |                                |                                  |                                  |                                    |                                  |        |  |  |  |  |
| <b>Kevin Appier, R</b> (1, 1)<br>ERA: 4.58                     | 6.0                           | W                                | 25                           | 6                                | 1                             | 1                                | 3                            | 0                                | 1                             | 0                                | 0                            | 0                                | 0                            | 58                              | 91                           | 1.50                             | 1.000   |                                |                                  |                                  |                                    |                                  |        |  |  |  |  |
| <b>62 Scot Shields, R</b> (7, 1)<br>ERA: 1.7                   | 1.0                           | H                                | 3                            | 0                                | 0                             | 0                                | 1                            | 0                                | 0                             | 0                                | 0                            | 0                                | 0                            | 6                               | 9                            | 0.00                             | 0.000   |                                |                                  |                                  |                                    |                                  |        |  |  |  |  |
| <b>Brendan Donnelly, R</b> (8, 1)<br>ERA: 0.43                 | 1.0                           | H                                | 3                            | 0                                | 0                             | 0                                | 1                            | 0                                | 0                             | 0                                | 0                            | 0                                | 0                            | 6                               | 10                           | 0.00                             | 0.000   |                                |                                  |                                  |                                    |                                  |        |  |  |  |  |
| <b>Troy Percival, R</b> (9, 1)<br>ERA: 2.74                    | 1.0                           | S                                | 3                            | 0                                | 0                             | 0                                | 2                            | 0                                | 0                             | 0                                | 0                            | 0                                | 0                            | 12                              | 17                           | 0.00                             | 0.000   |                                |                                  |                                  |                                    |                                  |        |  |  |  |  |

| Batter  | 1                            | 2                                | 3                                  | 4                                | 5                            | 6                                | 7                            | 8                               | 9                            | AB                               | R                             | H                                | RBI                          | BB                               | SO                           | LOB                             | BOTTOM  |                                    |                                  |        |  |  |  |  |  |  |  |
|---|------------------------------|----------------------------------|------------------------------------|----------------------------------|------------------------------|----------------------------------|------------------------------|---------------------------------|------------------------------|----------------------------------|-------------------------------|----------------------------------|------------------------------|----------------------------------|------------------------------|---------------------------------|---|------------------------------------|----------------------------------|--------|--|--|--|--|--|--|--|
| <b>David Eckstein, R</b> (1, 6)<br>OBP: 0.325, SLG: 0.322     | 1-1<br>F8                    |                                  | 2-1<br>G4-3                        |                                  |                              | 1-1<br>HBP                       |                              | 0-1<br>G5-3                     |                              | 3                                | 0                             | 0                                | 0                            | 0                                | 0                            | 0                               | <b>Los Angeles Dodgers @ Anaheim Angels</b><br>Edison International Field, Anaheim, CA<br>Sat Jun 28 2003, 10:05 PM EDT<br>Att: 43,726 - Sunny - 71 F<br><a href="http://livebaseballscorecards.com">livebaseballscorecards.com</a> |                                    |                                  |        |  |  |  |  |  |  |  |
| <b>Darin Erstad, L</b> (1, 8)<br>OBP: 0.327, SLG: 0.358       | 2-3<br>K                     |                                  | 0-1<br>1B                          |                                  | 0-1<br>P4                    |                                  | 1-3<br>K                     |                                 |                              | 4                                | 0                             | 1                                | 0                            | 0                                | 2                            | 2                               |   |                                    |                                  |        |  |  |  |  |  |  |  |
| <b>Tim Salmon, R</b> (1, 9)<br>OBP: 0.362, SLG: 0.460         | 2-2<br>F7                    |                                  | 1 SAFE<br>1 SAFE<br>1 SAFE<br>G5-3 |                                  | 3-1<br>HR                    |                                  | 4-0<br>1B<br>BB              |                                 |                              | 3                                | 1                             | 1                                | 1                            | 1                                | 0                            | 1                               |   |                                    |                                  |        |  |  |  |  |  |  |  |
| <b>Eric Owens, R</b> (7, PR)<br>OBP: 0.254, SLG: 0.273        |                              |                                  |                                    |                                  |                              |                                  |                              |                                 |                              | 0                                | 0                             | 0                                | 0                            | 0                                | 0                            | 0                               |   |                                    |                                  |        |  |  |  |  |  |  |  |
| <b>16 Garret Anderson, L</b> (1, 7)<br>OBP: 0.346, SLG: 0.601 |                              | 2-3<br>K                         |                                    | 3-0<br>G4-3                      |                              | 1-2<br>F8                        |                              | 0-1<br>1B                       |                              | 4                                | 0                             | 1                                | 0                            | 0                                | 1                            | 0                               |   |                                    |                                  |        |  |  |  |  |  |  |  |
| <b>Shawn Wooten, R</b> (1, 10)<br>OBP: 0.377, SLG: 0.490      |                              | 1-0<br>F9                        |                                    | 1-0<br>F9                        |                              | 0-0<br>HR                        |                              | 2-0<br>F9                       |                              | 4                                | 1                             | 1                                | 1                            | 0                                | 0                            | 2                               |   |                                    |                                  |        |  |  |  |  |  |  |  |
| <b>Troy Glaus, R</b> (1, 5)<br>OBP: 0.357, SLG: 0.494         |                              | 0-1<br>E<br>1B                   |                                    | 2-0<br>G5-3                      |                              | 0-2<br>F8                        |                              | 1-0<br>F8                       |                              | 4                                | 1                             | 1                                | 0                            | 0                                | 0                            | 0                               |   |                                    |                                  |        |  |  |  |  |  |  |  |
| <b>Bengie Molina, R</b> (1, 2)<br>OBP: 0.323, SLG: 0.421      |                              | 2-0<br>E4<br>1-H<br>2B           |                                    |                                  | 1-1<br>G6-3                  |                                  | 1-1<br>2B                    |                                 | 1-1<br>1B                    |                                  | 4                             | 0                                | 3                            | 1                                | 0                            | 0                               |   |                                    |                                  |        |  |  |  |  |  |  |  |
| <b>Scott Spiezio, S</b> (1, 3)<br>OBP: 0.333, SLG: 0.427      |                              | 1-1<br>F9                        |                                    |                                  | 4-1<br>2B<br>BB              |                                  | 4-2<br>BB                    |                                 | 0-0<br>P3                    |                                  | 2                             | 0                                | 0                            | 0                                | 2                            | 2                               |   |                                    |                                  |        |  |  |  |  |  |  |  |
| <b>Benji Gil, R</b> (1, 4)<br>OBP: 0.204, SLG: 0.241          |                              |                                  | 2-3<br>K                           |                                  | 2-2<br>2B                    |                                  | 1-3<br>K                     |                                 | 0-0<br>F9                    |                                  | 2                             | 0                                | 1                            | 0                                | 0                            | 1                               |   |                                    |                                  |        |  |  |  |  |  |  |  |
| <b>Adam Kennedy, L</b> (6, PH)<br>OBP: 0.341, SLG: 0.344      |                              |                                  |                                    |                                  | 1-H<br>2B                    |                                  |                              |                                 |                              | 2                                | 0                             | 0                                | 0                            | 0                                | 1                            | 3                               |   |                                    |                                  |        |  |  |  |  |  |  |  |
| <b>Inning Stats</b>   | R: 0<br>E: 0<br>K: 1<br>S: 8 | H: 0<br>LOB: 0<br>BB: 0<br>P: 13 | R: 1<br>E: 1<br>K: 1<br>S: 9       | H: 2<br>LOB: 1<br>BB: 0<br>P: 15 | R: 0<br>E: 0<br>K: 1<br>S: 9 | H: 1<br>LOB: 1<br>BB: 0<br>P: 13 | R: 0<br>E: 0<br>K: 0<br>S: 3 | H: 0<br>LOB: 0<br>BB: 0<br>P: 9 | R: 0<br>E: 0<br>K: 0<br>S: 9 | H: 1<br>LOB: 2<br>BB: 1<br>P: 17 | R: 2<br>E: 0<br>K: 1<br>S: 22 | H: 3<br>LOB: 2<br>BB: 1<br>P: 32 | R: 0<br>E: 0<br>K: 1<br>S: 8 | H: 1<br>LOB: 2<br>BB: 1<br>P: 15 | R: 0<br>E: 0<br>K: 0<br>S: 5 | H: 1<br>LOB: 1<br>BB: 0<br>P: 7 | 1B: 4<br>2B: 3<br>3B: 0<br>HR: 2  | SF: 0<br>SAC: 0<br>DP: 0<br>HBP: 1 | WP: 0<br>PB: 0<br>SB: 0<br>CS: 0 | PA: 36 |  |  |  |  |  |  |  |
| <b>PITCHER</b>  | IP                           | WLS                              | BF                                 | H                                | R                            | ER                               | SO                           | BB                              | IBB                          | HBP                              | BLK                           | WP                               | HR                           | S                                | P                            | ERA                             | WHIP  |                                    |                                  |        |  |  |  |  |  |  |  |
| <b>Kaz Ishii, L</b> (1, 1)<br>ERA: 2.91                       | 5.1                          | L                                | 23                                 | 6                                | 3                            | 3                                | 3                            | 1                               | 0                            | 1                                | 0                             | 0                                | 0                            | 12                               | 18                           | 5.06                            | 1.312   |                                    |                                  |        |  |  |  |  |  |  |  |
| <b>Paul Quantrill, R</b> (6, 1)<br>ERA: 1.57                  | 0.2                          |                                  | 4                                  | 1                                | 0                            | 0                                | 1                            | 1                               | 0                            | 0                                | 0                             | 0                                | 0                            | 12                               | 18                           | 0.00                            | 3.000   |                                    |                                  |        |  |  |  |  |  |  |  |
| <b>Paul Shuey, R</b> (7, 1)<br>ERA: 1.15                      | 2.0                          |                                  | 9                                  | 2                                | 0                            | 0                                | 1                            | 1                               | 0                            | 0                                | 0                             | 0                                | 0                            | 13                               | 22                           | 0.00                            | 1.500   |                                    |                                  |        |  |  |  |  |  |  |  |

AB 33  
R 1  
H 6  
RBI 1  
BB 1  
SO 7  
LOB 12



AB 32  
R 3  
H 9  
RBI 3  
BB 3  
SO 5  
LOB 10





| Batter   | 1                             | 2                                | 3                            | 4                                | 5                            | 6                                | 7                            | 8                                | 9                             | AB                               | R                            | H                               | RBI                           | BB                               | SO                            | LOB                              | TOP  |                                    |                                  |        |  |  |  |  |  |  |  |
|--|-------------------------------|----------------------------------|------------------------------|----------------------------------|------------------------------|----------------------------------|------------------------------|----------------------------------|-------------------------------|----------------------------------|------------------------------|---------------------------------|-------------------------------|----------------------------------|-------------------------------|----------------------------------|--|------------------------------------|----------------------------------|--------|--|--|--|--|--|--|--|
| <b>Dave Roberts, L</b> (1, 8)<br>OBP: 0.324, SLG: 0.303    | G4-3                          |                                  | G6-4-3<br>1B                 |                                  |                              |                                  |                              | F8                               |                               | 4                                | 0                            | 2                               | 0                             | 0                                | 0                             | 0                                | <b>Los Angeles Dodgers @ Anaheim Angels</b><br>Edison International Field, Anaheim, CA<br>Sun Jun 29 2003, 4:05 PM EDT<br>Att: 43,766 - Sunny - 77 F |                                    |                                  |        |  |  |  |  |  |  |  |
| <b>Jolbert Cabrera, R</b> (1, 7)<br>OBP: 0.346, SLG: 0.478 | G5-3<br>1B                    |                                  | G6-4-3<br>1-2                |                                  | G5-3                         |                                  |                              | K                                |                               | 4                                | 0                            | 1                               | 0                             | 0                                | 1                             | 2                                |  |                                    |                                  |        |  |  |  |  |  |  |  |
| <b>Shawn Green, L</b> (1, 9)<br>OBP: 0.313, SLG: 0.419     | G5-3                          |                                  | G3                           |                                  |                              |                                  | K                            |                                  |                               | 4                                | 0                            | 1                               | 0                             | 0                                | 1                             | 1                                |  |                                    |                                  |        |  |  |  |  |  |  |  |
| <b>Paul Lo Duca, R</b> (1, 2)<br>OBP: 0.376, SLG: 0.454    | BB                            |                                  |                              | L8                               |                              |                                  |                              | F8                               |                               | 2                                | 0                            | 0                               | 0                             | 2                                | 0                             | 1                                |  |                                    |                                  |        |  |  |  |  |  |  |  |
| <b>Mike Kinkade, R</b> (1, 10)<br>OBP: 0.383, SLG: 0.438   | G4-3                          |                                  |                              | G6-3                             |                              |                                  | K                            |                                  |                               | 4                                | 1                            | 1                               | 1                             | 0                                | 1                             | 3                                |  |                                    |                                  |        |  |  |  |  |  |  |  |
| <b>Adrián Beltré, R</b> (1, 5)                             |                               | G4-6-3<br>E<br>BB                |                              | G4-3<br>1B                       |                              |                                  |                              | G4-3                             |                               | 3                                | 0                            | 2                               | 0                             | 1                                | 0                             | 1                                |  |                                    |                                  |        |  |  |  |  |  |  |  |
| <b>Larry Barnes, L</b> (1, 3)                              |                               | E6<br>G4-6-3                     |                              | L4                               |                              |                                  |                              | F7                               |                               | 4                                | 0                            | 0                               | 0                             | 0                                | 1                             | 3                                |  |                                    |                                  |        |  |  |  |  |  |  |  |
| <b>Alex Cora, L</b> (1, 4)<br>OBP: 0.271, SLG: 0.302       |                               |                                  | G4-6-3<br>1-2<br>2-3         |                                  | G4-3                         |                                  |                              | K                                |                               | 3                                | 0                            | 0                               | 0                             | 0                                | 1                             | 2                                |  |                                    |                                  |        |  |  |  |  |  |  |  |
| <b>Daryle Ward, L</b> (9, PH)<br>OBP: 0.214, SLG: 0.200    |                               |                                  |                              |                                  |                              |                                  |                              | K                                |                               | 1                                | 0                            | 0                               | 0                             | 0                                | 0                             | 1                                |  |                                    |                                  |        |  |  |  |  |  |  |  |
| <b>Cesar Izturis, S</b> (1, 6)<br>OBP: 0.285, SLG: 0.294   |                               |                                  | K                            |                                  | L5                           |                                  |                              | G6-3                             |                               | 3                                | 0                            | 0                               | 0                             | 0                                | 1                             | 1                                |  |                                    |                                  |        |  |  |  |  |  |  |  |
| <b>Ron Coomer, R</b> (9, PH)<br>OBP: 0.294, SLG: 0.299     |                               |                                  |                              |                                  |                              |                                  |                              | K                                |                               | 1                                | 0                            | 0                               | 0                             | 0                                | 1                             | 1                                |  |                                    |                                  |        |  |  |  |  |  |  |  |
| <b>Inning Stats</b>  | R: 0<br>E: 0<br>K: 0<br>S: 14 | H: 1<br>LOB: 2<br>BB: 1<br>P: 25 | R: 0<br>E: 1<br>K: 1<br>S: 6 | H: 0<br>LOB: 1<br>BB: 1<br>P: 10 | R: 0<br>E: 0<br>K: 0<br>S: 6 | H: 1<br>LOB: 0<br>BB: 0<br>P: 10 | R: 0<br>E: 0<br>K: 0<br>S: 8 | H: 1<br>LOB: 1<br>BB: 0<br>P: 12 | R: 0<br>E: 0<br>K: 2<br>S: 14 | H: 0<br>LOB: 1<br>BB: 1<br>P: 19 | R: 0<br>E: 0<br>K: 1<br>S: 7 | H: 0<br>LOB: 0<br>BB: 0<br>P: 7 | R: 0<br>E: 0<br>K: 1<br>S: 12 | H: 1<br>LOB: 1<br>BB: 0<br>P: 15 | R: 1<br>E: 0<br>K: 2<br>S: 17 | H: 2<br>LOB: 1<br>BB: 0<br>P: 23 | 1B: 6<br>2B: 0<br>3B: 0<br>HR: 1   | SF: 0<br>SAC: 0<br>DP: 2<br>HBP: 0 | WP: 0<br>PB: 0<br>SB: 0<br>CS: 0 | PA: 36 |  |  |  |  |  |  |  |
| <b>PITCHER</b>   | IP                            | WLS                              | BF                           | H                                | R                            | ER                               | SO                           | BB                               | IBB                           | HBP                              | BLK                          | WP                              | HR                            | S                                | P                             | ERA                              | WHIP   |                                    |                                  |        |  |  |  |  |  |  |  |
| <b>Aaron Sele, R</b> (1, 1)<br>ERA: 6.29                   | 5.0                           | W                                | 20                           | 4                                | 0                            | 0                                | 1                            | 2                                | 0                             | 0                                | 0                            | 0                               | 0                             | 43                               | 70                            | 0.00                             | 1.200  |                                    |                                  |        |  |  |  |  |  |  |  |
| <b>62 Scot Shields, R</b> (6, 1)<br>ERA: 1.54              | 2.0                           | H                                | 7                            | 0                                | 0                            | 0                                | 3                            | 1                                | 0                             | 0                                | 0                            | 0                               | 0                             | 21                               | 26                            | 0.00                             | 0.500  |                                    |                                  |        |  |  |  |  |  |  |  |
| <b>Ben Weber, R</b> (8, 1)<br>ERA: 2.61                    | 1.0                           | H                                | 4                            | 1                                | 0                            | 0                                | 1                            | 0                                | 0                             | 0                                | 0                            | 0                               | 0                             | 12                               | 15                            | 0.00                             | 1.000  |                                    |                                  |        |  |  |  |  |  |  |  |
| <b>Troy Percival, R</b> (9, 1)<br>ERA: 3.0                 | 1.0                           | S                                | 5                            | 2                                | 1                            | 1                                | 2                            | 0                                | 0                             | 0                                | 0                            | 0                               | 1                             | 17                               | 23                            | 9.00                             | 2.000  |                                    |                                  |        |  |  |  |  |  |  |  |

| Batter  | 1                             | 2                                | 3                             | 4                                | 5                             | 6                                | 7                            | 8                                | 9                             | AB                               | R                            | H                               | RBI                           | BB                               | SO                           | LOB                             | BOTTOM   |                                    |                                  |        |  |  |  |  |  |  |  |
|---|-------------------------------|----------------------------------|-------------------------------|----------------------------------|-------------------------------|----------------------------------|------------------------------|----------------------------------|-------------------------------|----------------------------------|------------------------------|---------------------------------|-------------------------------|----------------------------------|------------------------------|---------------------------------|--|------------------------------------|----------------------------------|--------|--|--|--|--|--|--|--|
| <b>David Eckstein, R</b> (1, 6)<br>OBP: 0.320, SLG: 0.317     | G5-3                          | G3                               |                               | G5-3                             |                               | FC5-4<br>G1-6-3                  |                              | L4                               |                               | 5                                | 0                            | 0                               | 0                             | 0                                | 0                            | 4                               | <b>Los Angeles Dodgers @ Anaheim Angels</b><br>Edison International Field, Anaheim, CA<br>Sun Jun 29 2003, 4:05 PM EDT<br>Att: 43,766 - Sunny - 77 F |                                    |                                  |        |  |  |  |  |  |  |  |
| <b>Darin Erstad, L</b> (1, 8)<br>OBP: 0.338, SLG: 0.370       | 1B                            | 1B                               |                               |                                  | 16<br>FC4-6<br>BB             | G1-6-3                           |                              |                                  |                               | 4                                | 0                            | 3                               | 2                             | 0                                | 0                            | 2                               |  |                                    |                                  |        |  |  |  |  |  |  |  |
| <b>Tim Salmon, R</b> (1, 10)<br>OBP: 0.367, SLG: 0.460        | 1B                            |                                  |                               |                                  | 16<br>FC4-6<br>BB             |                                  |                              |                                  |                               | 2                                | 0                            | 1                               | 0                             | 2                                | 0                            | 1                               |  |                                    |                                  |        |  |  |  |  |  |  |  |
| <b>9 Chone Figgins, S</b> (7, PR)<br>OBP: 0.358, SLG: 0.366   | BB                            | G5-3                             |                               |                                  | 16<br>FC4-6<br>BB             |                                  |                              |                                  |                               | 0                                | 0                            | 0                               | 0                             | 0                                | 0                            | 0                               |  |                                    |                                  |        |  |  |  |  |  |  |  |
| <b>16 Garret Anderson, L</b> (1, 7)<br>OBP: 0.342, SLG: 0.594 | K                             |                                  | G4-3                          |                                  | FC4-6<br>1-2<br>2-3           | G1-3                             |                              |                                  |                               | 4                                | 0                            | 0                               | 0                             | 0                                | 1                            | 5                               |  |                                    |                                  |        |  |  |  |  |  |  |  |
| <b>Shawn Wooten, R</b> (1, 3)<br>OBP: 0.382, SLG: 0.485       | FC6-4                         |                                  |                               |                                  | L5                            |                                  |                              |                                  |                               | 3                                | 0                            | 1                               | 0                             | 1                                | 0                            | 4                               |  |                                    |                                  |        |  |  |  |  |  |  |  |
| <b>Adam Kennedy, L</b> (7, PR)<br>OBP: 0.341, SLG: 0.344      | 1-2                           |                                  |                               |                                  |                               | 1B                               |                              |                                  |                               | 0                                | 0                            | 0                               | 0                             | 0                                | 0                            | 0                               |  |                                    |                                  |        |  |  |  |  |  |  |  |
| <b>Troy Glaus, R</b> (1, 5)<br>OBP: 0.359, SLG: 0.492         |                               |                                  | K                             |                                  |                               | 1B                               |                              |                                  |                               | 3                                | 0                            | 1                               | 0                             | 1                                | 2                            | 1                               |  |                                    |                                  |        |  |  |  |  |  |  |  |
| <b>Benji Gil, R</b> (1, 4)<br>OBP: 0.208, SLG: 0.267          |                               | E4<br>3B                         |                               |                                  |                               |                                  |                              |                                  |                               | 3                                | 1                            | 1                               | 0                             | 0                                | 2                            | 4                               |  |                                    |                                  |        |  |  |  |  |  |  |  |
| <b>Scott Spiezio, S</b> (7, PH)<br>OBP: 0.332, SLG: 0.425     |                               |                                  | K                             |                                  |                               |                                  |                              | P4                               |                               | 1                                | 0                            | 0                               | 0                             | 0                                | 0                            | 2                               |  |                                    |                                  |        |  |  |  |  |  |  |  |
| <b>José Molina, R</b> (1, 2)<br>OBP: 0.204, SLG: 0.245        |                               | G3<br>1B<br>1B                   |                               |                                  | F8                            | FC5-4<br>1B                      |                              | F7                               |                               | 4                                | 1                            | 2                               | 0                             | 0                                | 0                            | 0                               |  |                                    |                                  |        |  |  |  |  |  |  |  |
| <b>Eric Owens, R</b> (1, 9)<br>OBP: 0.262, SLG: 0.280         |                               | G3<br>1B                         |                               |                                  | G4-3                          |                                  |                              | G6-3                             |                               | 4                                | 1                            | 2                               | 0                             | 0                                | 0                            | 0                               |  |                                    |                                  |        |  |  |  |  |  |  |  |
| <b>Inning Stats</b>   | R: 0<br>E: 0<br>K: 1<br>S: 13 | H: 1<br>LOB: 2<br>BB: 1<br>P: 18 | R: 3<br>E: 1<br>K: 1<br>S: 16 | H: 4<br>LOB: 1<br>BB: 0<br>P: 24 | R: 0<br>E: 0<br>K: 2<br>S: 10 | H: 0<br>LOB: 0<br>BB: 1<br>P: 19 | R: 0<br>E: 0<br>K: 0<br>S: 9 | H: 0<br>LOB: 0<br>BB: 0<br>P: 11 | R: 0<br>E: 0<br>K: 1<br>S: 11 | H: 1<br>LOB: 3<br>BB: 2<br>P: 23 | R: 0<br>E: 0<br>K: 0<br>S: 8 | H: 2<br>LOB: 1<br>BB: 0<br>P: 9 | R: 0<br>E: 0<br>K: 0<br>S: 12 | H: 3<br>LOB: 2<br>BB: 0<br>P: 17 | R: 0<br>E: 0<br>K: 0<br>S: 7 | H: 0<br>LOB: 0<br>BB: 0<br>P: 9 | 1B: 10<br>2B: 0<br>3B: 1<br>HR: 0  | SF: 0<br>SAC: 0<br>DP: 1<br>HBP: 0 | WP: 0<br>PB: 0<br>SB: 3<br>CS: 1 | PA: 37 |  |  |  |  |  |  |  |
| <b>PITCHER</b>  | IP                            | WLS                              | BF                            | H                                | R                             | ER                               | SO                           | BB                               | IBB                           | HBP                              | BLK                          | WP                              | HR                            | S                                | P                            | ERA                             | WHIP   |                                    |                                  |        |  |  |  |  |  |  |  |
| <b>Odalis Perez, L</b> (1, 1)<br>ERA: 4.44                    | 6.0                           | L                                | 29                            | 8                                | 3                             | 3                                | 5                            | 4                                | 0                             | 0                                | 0                            | 0                               | 0                             | 67                               | 104                          | 4.50                            | 2.000  |                                    |                                  |        |  |  |  |  |  |  |  |
| <b>Guillermo Mota, R</b> (7, 1)<br>ERA: 1.93                  | 2.0                           |                                  | 8                             | 3                                | 0                             | 0                                | 0                            | 0                                | 0                             | 0                                | 0                            | 0                               | 0                             | 19                               | 26                           | 0.00                            | 1.500  |                                    |                                  |        |  |  |  |  |  |  |  |



| Batter   | 1                             | 2                                | 3                            | 4                                | 5                             | 6                                | 7                            | 8                               | 9                             | AB                               | R                            | H                                | RBI                          | BB                               | SO                            | LOB                              | TOP                           |                                  |                                  |                                    |                                  |        |  |  |  |  |
|--|-------------------------------|----------------------------------|------------------------------|----------------------------------|-------------------------------|----------------------------------|------------------------------|---------------------------------|-------------------------------|----------------------------------|------------------------------|----------------------------------|------------------------------|----------------------------------|-------------------------------|----------------------------------|-------------------------------|----------------------------------|----------------------------------|------------------------------------|----------------------------------|--------|--|--|--|--|
| <b>10 Michael Young, R</b><br>OBP: 0.355, SLG: 0.437 |                               |                                  |                              |                                  |                               |                                  |                              |                                 |                               | 5                                | 2                            | 2                                | 0                            | 0                                | 1                             | 4                                |                               |                                  |                                  |                                    |                                  |        |  |  |  |  |
| <b>9 Hank Blalock, L</b><br>OBP: 0.386, SLG: 0.536   |                               |                                  |                              |                                  |                               |                                  |                              |                                 |                               | 5                                | 1                            | 2                                | 0                            | 0                                | 0                             | 5                                |                               |                                  |                                  |                                    |                                  |        |  |  |  |  |
| <b>Alex Rodriguez, R</b><br>OBP: 0.382, SLG: 0.559   |                               |                                  |                              |                                  |                               |                                  |                              |                                 |                               | 3                                | 1                            | 1                                | 3                            | 1                                | 1                             | 1                                |                               |                                  |                                  |                                    |                                  |        |  |  |  |  |
| <b>Rafael Palmeiro, L</b><br>OBP: 0.378, SLG: 0.521  |                               |                                  |                              |                                  |                               |                                  |                              |                                 |                               | 5                                | 0                            | 1                                | 0                            | 0                                | 1                             | 3                                |                               |                                  |                                  |                                    |                                  |        |  |  |  |  |
| <b>Carl Everett, S</b><br>OBP: 0.356, SLG: 0.544     |                               |                                  |                              |                                  |                               |                                  |                              |                                 |                               | 4                                | 0                            | 1                                | 0                            | 1                                | 0                             | 0                                |                               |                                  |                                  |                                    |                                  |        |  |  |  |  |
| <b>Kevin Mench, R</b><br>OBP: 0.354, SLG: 0.447      |                               |                                  |                              |                                  |                               |                                  |                              |                                 |                               | 4                                | 1                            | 1                                | 1                            | 0                                | 1                             | 0                                |                               |                                  |                                  |                                    |                                  |        |  |  |  |  |
| <b>23 Mark Teixeira, S</b><br>OBP: 0.339, SLG: 0.468 |                               |                                  |                              |                                  |                               |                                  |                              |                                 |                               | 3                                | 1                            | 1                                | 1                            | 2                                | 1                             | 2                                |                               |                                  |                                  |                                    |                                  |        |  |  |  |  |
| <b>Doug Glanville, R</b><br>OBP: 0.233, SLG: 0.258   |                               |                                  |                              |                                  |                               |                                  |                              |                                 |                               | 5                                | 0                            | 2                                | 0                            | 0                                | 1                             | 5                                |                               |                                  |                                  |                                    |                                  |        |  |  |  |  |
| <b>Einar Diaz, R</b><br>OBP: 0.301, SLG: 0.356       |                               |                                  |                              |                                  |                               |                                  |                              |                                 |                               | 5                                | 0                            | 1                                | 1                            | 0                                | 1                             | 5                                |                               |                                  |                                  |                                    |                                  |        |  |  |  |  |
| <b>Inning Stats</b>                                  | R: 2<br>E: 0<br>K: 1<br>S: 18 | H: 3<br>LOB: 3<br>BB: 2<br>P: 32 | R: 0<br>E: 0<br>K: 1<br>S: 8 | H: 1<br>LOB: 2<br>BB: 1<br>P: 18 | R: 1<br>E: 0<br>K: 0<br>S: 14 | H: 2<br>LOB: 1<br>BB: 0<br>P: 19 | R: 0<br>E: 0<br>K: 0<br>S: 6 | H: 1<br>LOB: 1<br>BB: 0<br>P: 9 | R: 1<br>E: 2<br>K: 1<br>S: 16 | H: 1<br>LOB: 3<br>BB: 1<br>P: 29 | R: 0<br>E: 0<br>K: 1<br>S: 9 | H: 0<br>LOB: 0<br>BB: 0<br>P: 11 | R: 0<br>E: 0<br>K: 1<br>S: 9 | H: 0<br>LOB: 0<br>BB: 0<br>P: 11 | R: 2<br>E: 0<br>K: 0<br>S: 10 | H: 2<br>LOB: 0<br>BB: 0<br>P: 16 | R: 0<br>E: 1<br>K: 1<br>S: 11 | H: 2<br>LOB: 2<br>BB: 0<br>P: 13 | 1B: 9<br>2B: 1<br>3B: 0<br>HR: 2 | SF: 2<br>SAC: 0<br>DP: 0<br>HBP: 0 | WP: 0<br>PB: 0<br>SB: 0<br>CS: 0 | PA: 45 |  |  |  |  |
| <b>PITCHER</b>                                       | IP                            | WLS                              | BF                           | H                                | R                             | ER                               | SO                           | BB                              | IBB                           | HBP                              | BLK                          | WP                               | HR                           | S                                | P                             | ERA                              | WHIP                          |                                  |                                  |                                    |                                  |        |  |  |  |  |
| <b>Ramon Ortiz, R</b><br>ERA: 4.68                   | (1, 1)                        | 4.1                              | L                            | 27                               | 8                             | 4                                | 3                            | 2                               | 4                             | 0                                | 0                            | 0                                | 0                            | 1                                | 56                            | 98                               | 6.23                          | 2.769                            |                                  |                                    |                                  |        |  |  |  |  |
| <b>Francisco Rodriguez, R</b><br>ERA: 3.46           | (5, 1)                        | 2.2                              |                              | 8                                | 0                             | 0                                | 0                            | 4                               | 0                             | 0                                | 0                            | 0                                | 0                            | 24                               | 31                            | 0.00                             | 0.000                         |                                  |                                  |                                    |                                  |        |  |  |  |  |
| <b>Ben Weber, R</b><br>ERA: 3.0                      | (8, 1)                        | 0.2                              |                              | 4                                | 2                             | 2                                | 2                            | 0                               | 0                             | 0                                | 0                            | 0                                | 1                            | 8                                | 13                            | 27.00                            | 3.000                         |                                  |                                  |                                    |                                  |        |  |  |  |  |
| <b>Scott Schoeneweis, L</b><br>ERA: 4.94             | (8, 1)                        | 1.1                              |                              | 6                                | 2                             | 0                                | 0                            | 1                               | 0                             | 0                                | 0                            | 0                                | 0                            | 13                               | 16                            | 0.00                             | 1.500                         |                                  |                                  |                                    |                                  |        |  |  |  |  |

Texas Rangers @ Anaheim Angels  
Edison International Field, Anaheim, CA  
Mon Jun 30 2003, 10:05 PM EDT  
Att: 28,328 - Sunny - 81 F

AB 39  
R 6  
H 12  
RBI 6  
BB 4  
SO 7  
LOB 25



| Batter   | 1                            | 2                                | 3                            | 4                                | 5                             | 6                                | 7                             | 8                                | 9                            | AB                              | R                             | H                                | RBI                           | BB                               | SO                            | LOB                              | BOTTOM                           |                                    |                                  |        |  |  |  |  |  |  |
|--|------------------------------|----------------------------------|------------------------------|----------------------------------|-------------------------------|----------------------------------|-------------------------------|----------------------------------|------------------------------|---------------------------------|-------------------------------|----------------------------------|-------------------------------|----------------------------------|-------------------------------|----------------------------------|----------------------------------|------------------------------------|----------------------------------|--------|--|--|--|--|--|--|
| <b>Jeff DaVanon, S</b><br>OBP: 0.383, SLG: 0.591       |                              |                                  |                              |                                  |                               |                                  |                               |                                  |                              | 4                               | 1                             | 1                                | 1                             | 0                                | 0                             | 2                                |                                  |                                    |                                  |        |  |  |  |  |  |  |
| <b>Darin Erstad, L</b><br>OBP: 0.335, SLG: 0.362       |                              |                                  |                              |                                  |                               |                                  |                               |                                  |                              | 3                               | 0                             | 0                                | 0                             | 1                                | 1                             | 0                                |                                  |                                    |                                  |        |  |  |  |  |  |  |
| <b>Tim Salmon, R</b><br>OBP: 0.363, SLG: 0.453         |                              |                                  |                              |                                  |                               |                                  |                               |                                  |                              | 4                               | 1                             | 0                                | 0                             | 0                                | 1                             | 1                                |                                  |                                    |                                  |        |  |  |  |  |  |  |
| <b>16 Garret Anderson, L</b><br>OBP: 0.344, SLG: 0.602 |                              |                                  |                              |                                  |                               |                                  |                               |                                  |                              | 4                               | 1                             | 2                                | 2                             | 0                                | 0                             | 0                                |                                  |                                    |                                  |        |  |  |  |  |  |  |
| <b>Scott Spiezio, S</b><br>OBP: 0.331, SLG: 0.422      |                              |                                  |                              |                                  |                               |                                  |                               |                                  |                              | 4                               | 0                             | 1                                | 0                             | 0                                | 2                             | 1                                |                                  |                                    |                                  |        |  |  |  |  |  |  |
| <b>Troy Glaus, R</b><br>OBP: 0.355, SLG: 0.487         |                              |                                  |                              |                                  |                               |                                  |                               |                                  |                              | 3                               | 0                             | 0                                | 0                             | 0                                | 0                             | 1                                |                                  |                                    |                                  |        |  |  |  |  |  |  |
| <b>Bengie Molina, R</b><br>OBP: 0.323, SLG: 0.420      |                              |                                  |                              |                                  |                               |                                  |                               |                                  |                              | 3                               | 0                             | 1                                | 0                             | 0                                | 1                             | 0                                |                                  |                                    |                                  |        |  |  |  |  |  |  |
| <b>Eric Owens, R</b><br>OBP: 0.282, SLG: 0.280         |                              |                                  |                              |                                  |                               |                                  |                               |                                  |                              | 0                               | 0                             | 0                                | 0                             | 0                                | 0                             | 0                                |                                  |                                    |                                  |        |  |  |  |  |  |  |
| <b>José Molina, R</b><br>OBP: 0.204, SLG: 0.245        |                              |                                  |                              |                                  |                               |                                  |                               |                                  |                              | 0                               | 0                             | 0                                | 0                             | 0                                | 0                             | 0                                |                                  |                                    |                                  |        |  |  |  |  |  |  |
| <b>Adam Kennedy, L</b><br>OBP: 0.341, SLG: 0.343       |                              |                                  |                              |                                  |                               |                                  |                               |                                  |                              | 3                               | 0                             | 1                                | 0                             | 0                                | 0                             | 0                                |                                  |                                    |                                  |        |  |  |  |  |  |  |
| <b>David Eckstein, R</b><br>OBP: 0.317, SLG: 0.313     |                              |                                  |                              |                                  |                               |                                  |                               |                                  |                              | 3                               | 0                             | 0                                | 0                             | 0                                | 0                             | 2                                |                                  |                                    |                                  |        |  |  |  |  |  |  |
| <b>Inning Stats</b>                                    | R: 0<br>E: 0<br>K: 1<br>S: 8 | H: 0<br>LOB: 0<br>BB: 0<br>P: 10 | R: 0<br>E: 0<br>K: 1<br>S: 8 | H: 0<br>LOB: 0<br>BB: 0<br>P: 11 | R: 0<br>E: 0<br>K: 0<br>S: 11 | H: 0<br>LOB: 0<br>BB: 0<br>P: 16 | R: 1<br>E: 0<br>K: 1<br>S: 14 | H: 1<br>LOB: 0<br>BB: 0<br>P: 21 | R: 0<br>E: 0<br>K: 0<br>S: 6 | H: 0<br>LOB: 0<br>BB: 0<br>P: 9 | R: 2<br>E: 0<br>K: 0<br>S: 11 | H: 1<br>LOB: 0<br>BB: 1<br>P: 19 | R: 0<br>E: 0<br>K: 0<br>S: 11 | H: 2<br>LOB: 2<br>BB: 0<br>P: 14 | R: 0<br>E: 1<br>K: 1<br>S: 11 | H: 1<br>LOB: 1<br>BB: 0<br>P: 15 | 1B: 4<br>2B: 0<br>3B: 0<br>HR: 2 | SF: 0<br>SAC: 0<br>DP: 2<br>HBP: 0 | WP: 0<br>PB: 0<br>SB: 0<br>CS: 0 | PA: 32 |  |  |  |  |  |  |
| <b>PITCHER</b>   | IP                           | WLS                              | BF                           | H                                | R                             | ER                               | SO                            | BB                               | IBB                          | HBP                             | BLK                           | WP                               | HR                            | S                                | P                             | ERA                              | WHIP                             |                                    |                                  |        |  |  |  |  |  |  |
| <b>John Thomson, R</b><br>ERA: 5.9                     | (1, 1)                       | 7.0                              | W                            | 24                               | 3                             | 3                                | 3                             | 4                                | 1                            | 0                               | 0                             | 0                                | 0                             | 2                                | 67                            | 100                              | 3.86                             | 0.571                              |                                  |        |  |  |  |  |  |  |
| <b>Francisco Cordero, R</b><br>ERA: 3.83               | (8, 1)                       | 1.0                              | H                            | 4                                | 2                             | 0                                | 0                             | 0                                | 0                            | 0                               | 0                             | 0                                | 0                             | 11                               | 14                            | 0.00                             | 2.000                            |                                    |                                  |        |  |  |  |  |  |  |
| <b>Ugueth Urbina, R</b><br>ERA: 4.24                   | (8, 1)                       | 1.0                              | S                            | 4                                | 1                             | 0                                | 0                             | 1                                | 0                            | 0                               | 0                             | 0                                | 0                             | 11                               | 15                            | 0.00                             | 1.000                            |                                    |                                  |        |  |  |  |  |  |  |

Texas Rangers @ Anaheim Angels  
Edison International Field, Anaheim, CA  
Mon Jun 30 2003, 10:05 PM EDT  
Att: 28,328 - Sunny - 81 F

AB 31  
R 3  
H 6  
RBI 3  
BB 1  
SO 5  
LOB 7





| Batter  | 1   | 2   | 3   | 4   | 5   | 6   | 7   | 8   | 9   | AB  | R   | H   | RBI   | BB  | SO  | LOB   | TOP   |   |   |   |   |  |
|---|---|---|---|---|---|---|---|---|---|---|---|---|---|---|---|---|---|---|---|---|---|--|
| 10 Michael Young, R (1.4)<br>OBP: 0.357, SLG: 0.456 | 2-2<br>HR   |   | 2-2<br>G6-3   |   |   | 3-3<br>K  |   | 1-0<br>HR   |   | 4   | 2   | 2   | 3   | 0   | 1   | 0   |   |   |   |   |   |  |
| 23 Mark Teixeira, S (1.9)<br>OBP: 0.337, SLG: 0.465 | 0-0<br>L7   |   |   | 1-1<br>P4   |   | 0-0<br>P4   |   | 3-2<br>HR   |   | 4   | 1   | 1   | 0   | 0   | 0   | 0   |   |   |   |   |   |  |
| Alex Rodriguez, R (1.6)<br>OBP: 0.381, SLG: 0.565   | 0-1<br>G5-3   |   |   | 2-0<br>G4-3   |   |   | 2-2<br>G5-3   | 1-1<br>HR   |   | 4   | 1   | 1   | 2   | 0   | 0   | 0   |   |   |   |   |   |  |
| Juan Gonzalez, R (1.10)<br>OBP: 0.324, SLG: 0.543   | 0-1<br>L9   |   |   | 3-1<br>F8   |   |   | 2-2<br>G4-3   | 2-3<br>K  |   | 4   | 0   | 1   | 0   | 0   | 1   | 0   |   |   |   |   |   |  |
| Rafael Palmeiro, L (1.3)<br>OBP: 0.373, SLG: 0.513  |   | 0-1<br>G3   |   |   | 1-0<br>G4-3   |   | 1-0<br>G4-3   |   | 2-2<br>P4   | 4   | 0   | 0   | 0   | 0   | 0   | 1   |   |   |   |   |   |  |
| Kevin Mench, R (1.7)<br>OBP: 0.359, SLG: 0.449      |   | 2-2<br>CS<br>1B   |   |   | 1-1<br>1B   |   | 0-0<br>P2   |   | 1-1<br>G6-3   | 4   | 0   | 2   | 0   | 0   | 0   | 1   |   |   |   |   |   |  |
| Todd Greene, R (1.2)<br>OBP: 0.228, SLG: 0.371      |   | 0-1<br>P3   |   |   | 2-1<br>F8   |   |   | 0-0<br>F7   | 1-3<br>K  | 4   | 0   | 0   | 0   | 0   | 1   | 2   |   |   |   |   |   |  |
| Doug Glanville, R (1.8)<br>OBP: 0.227, SLG: 0.252   |   | 1-0<br>CS   | 0-2<br>K  |   | 1-0<br>P3   |   |   | 0-2<br>L8   |   | 3   | 0   | 0   | 0   | 0   | 1   | 1   |   |   |   |   |   |  |
| Donnie Sadler, R (1.5)<br>OBP: 0.309, SLG: 0.361    |   |   | 1-0<br>G6-3   |   |   | 3-2<br>P4   |   | 1-2<br>10 HR<br>1B  |   | 3   | 1   | 1   | 0   | 0   | 0   | 0   |   |   |   |   |   |  |
| <b>Inning Stats</b>                                 | R: 1<br>E: 0<br>K: 0<br>S: 10   | H: 1<br>LOB: 0<br>BB: 0<br>P: 12  | R: 0<br>E: 0<br>K: 0<br>S: 7  | H: 1<br>LOB: 0<br>BB: 0<br>P: 10  | R: 0<br>E: 0<br>K: 1<br>S: 9  | H: 0<br>LOB: 0<br>BB: 0<br>P: 12  | R: 0<br>E: 0<br>K: 0<br>S: 5  | H: 0<br>LOB: 0<br>BB: 0<br>P: 11  | R: 0<br>E: 0<br>K: 1<br>S: 6  | H: 1<br>LOB: 1<br>BB: 0<br>P: 11  | R: 0<br>E: 0<br>K: 0<br>S: 12   | H: 1<br>LOB: 1<br>BB: 0<br>P: 17  | R: 4<br>E: 0<br>K: 1<br>S: 21   | H: 4<br>LOB: 0<br>BB: 0<br>P: 29  | R: 0<br>E: 0<br>K: 1<br>S: 11   | H: 0<br>LOB: 0<br>BB: 0<br>P: 15  | 1B: 4<br>2B: 1<br>3B: 0<br>HR: 3  | SF: 0<br>SAC: 0<br>DP: 0<br>HBP: 0  | WP: 0<br>PB: 0<br>SB: 0<br>CS: 1  | PA: 35  |   |  |
| <b>PITCHER</b>                                      | IP<br>WLS<br>BF<br>H<br>R<br>ER<br>SO<br>BB<br>IBB<br>HBP<br>BLK<br>WP<br>HR<br>S<br>P<br>ERA<br>WHIP | IP<br>WLS<br>BF<br>H<br>R<br>ER<br>SO<br>BB<br>IBB<br>HBP<br>BLK<br>WP<br>HR<br>S<br>P<br>ERA<br>WHIP | IP<br>WLS<br>BF<br>H<br>R<br>ER<br>SO<br>BB<br>IBB<br>HBP<br>BLK<br>WP<br>HR<br>S<br>P<br>ERA<br>WHIP | IP<br>WLS<br>BF<br>H<br>R<br>ER<br>SO<br>BB<br>IBB<br>HBP<br>BLK<br>WP<br>HR<br>S<br>P<br>ERA<br>WHIP | IP<br>WLS<br>BF<br>H<br>R<br>ER<br>SO<br>BB<br>IBB<br>HBP<br>BLK<br>WP<br>HR<br>S<br>P<br>ERA<br>WHIP | IP<br>WLS<br>BF<br>H<br>R<br>ER<br>SO<br>BB<br>IBB<br>HBP<br>BLK<br>WP<br>HR<br>S<br>P<br>ERA<br>WHIP | IP<br>WLS<br>BF<br>H<br>R<br>ER<br>SO<br>BB<br>IBB<br>HBP<br>BLK<br>WP<br>HR<br>S<br>P<br>ERA<br>WHIP | IP<br>WLS<br>BF<br>H<br>R<br>ER<br>SO<br>BB<br>IBB<br>HBP<br>BLK<br>WP<br>HR<br>S<br>P<br>ERA<br>WHIP | IP<br>WLS<br>BF<br>H<br>R<br>ER<br>SO<br>BB<br>IBB<br>HBP<br>BLK<br>WP<br>HR<br>S<br>P<br>ERA<br>WHIP | IP<br>WLS<br>BF<br>H<br>R<br>ER<br>SO<br>BB<br>IBB<br>HBP<br>BLK<br>WP<br>HR<br>S<br>P<br>ERA<br>WHIP | IP<br>WLS<br>BF<br>H<br>R<br>ER<br>SO<br>BB<br>IBB<br>HBP<br>BLK<br>WP<br>HR<br>S<br>P<br>ERA<br>WHIP | IP<br>WLS<br>BF<br>H<br>R<br>ER<br>SO<br>BB<br>IBB<br>HBP<br>BLK<br>WP<br>HR<br>S<br>P<br>ERA<br>WHIP | IP<br>WLS<br>BF<br>H<br>R<br>ER<br>SO<br>BB<br>IBB<br>HBP<br>BLK<br>WP<br>HR<br>S<br>P<br>ERA<br>WHIP | IP<br>WLS<br>BF<br>H<br>R<br>ER<br>SO<br>BB<br>IBB<br>HBP<br>BLK<br>WP<br>HR<br>S<br>P<br>ERA<br>WHIP | IP<br>WLS<br>BF<br>H<br>R<br>ER<br>SO<br>BB<br>IBB<br>HBP<br>BLK<br>WP<br>HR<br>S<br>P<br>ERA<br>WHIP | IP<br>WLS<br>BF<br>H<br>R<br>ER<br>SO<br>BB<br>IBB<br>HBP<br>BLK<br>WP<br>HR<br>S<br>P<br>ERA<br>WHIP | IP<br>WLS<br>BF<br>H<br>R<br>ER<br>SO<br>BB<br>IBB<br>HBP<br>BLK<br>WP<br>HR<br>S<br>P<br>ERA<br>WHIP | IP<br>WLS<br>BF<br>H<br>R<br>ER<br>SO<br>BB<br>IBB<br>HBP<br>BLK<br>WP<br>HR<br>S<br>P<br>ERA<br>WHIP | IP<br>WLS<br>BF<br>H<br>R<br>ER<br>SO<br>BB<br>IBB<br>HBP<br>BLK<br>WP<br>HR<br>S<br>P<br>ERA<br>WHIP | IP<br>WLS<br>BF<br>H<br>R<br>ER<br>SO<br>BB<br>IBB<br>HBP<br>BLK<br>WP<br>HR<br>S<br>P<br>ERA<br>WHIP | IP<br>WLS<br>BF<br>H<br>R<br>ER<br>SO<br>BB<br>IBB<br>HBP<br>BLK<br>WP<br>HR<br>S<br>P<br>ERA<br>WHIP |  |
| Jarrod Washburn, L (1.1)<br>ERA: 4.3                | 7.2<br>W<br>30<br>8<br>5<br>5<br>2<br>0<br>0<br>0<br>0<br>0<br>3<br>74<br>110<br>5.87<br>1.043        | 0.1<br>H<br>1<br>0<br>0<br>0<br>1<br>0<br>0<br>0<br>0<br>0<br>0<br>5<br>7<br>0.00<br>0.000            | 1.0<br>S<br>3<br>0<br>0<br>0<br>1<br>0<br>0<br>0<br>0<br>0<br>0<br>11<br>15<br>0.00<br>0.000          |   |   |   |   |   |   |   |   |   |   |   |   |   |   |   |   |   |   |  |
| Brendan Donnelly, R (8.1)<br>ERA: 0.43              |   |   |   |   |   |   |   |   |   |   |   |   |   |   |   |   |   |   |   |   |   |  |
| Troy Percival, R (9.1)<br>ERA: 2.88                 |   |   |   |   |   |   |   |   |   |   |   |   |   |   |   |   |   |   |   |   |   |  |

Texas Rangers @ Anaheim Angels  
Edison International Field, Anaheim, CA  
Tue Jul 01 2003, 10:05 PM EDT  
Att: 26,715 - Sunny - 75 F

AB 34  
R 5  
H 8  
RBI 5  
BB 0  
SO 4  
LOB 5



| Batter  | 1   | 2   | 3   | 4   | 5   | 6   | 7   | 8   | 9   | AB  | R   | H   | RBI   | BB  | SO  | LOB   | BOTTOM  |   |   |   |   |  |
|---|---|---|---|---|---|---|---|---|---|---|---|---|---|---|---|---|---|---|---|---|---|--|
| Jeff DaVanon, S (1.9)<br>OBP: 0.382, SLG: 0.586       | 0-1<br>SF9<br>1B  |   | 3-2<br>G6-3   |   | 1 SAFE<br>SH5-3   | 0-3<br>K  |   |   |   | 3   | 1   | 1   | 0   | 0   | 1   | 1   |   |   |   |   |   |  |
| Darin Erstad, L (1.8)<br>OBP: 0.333, SLG: 0.359       | 1 SAFE<br>2-1<br>P4   |   | 1-0<br>G4-3   |   | 1-0<br>FC5-2<br>16 2B   |   | 0-1<br>G2-3   |   |   | 4   | 1   | 1   | 0   | 0   | 0   | 1   |   |   |   |   |   |  |
| Tim Salmon, R (1.10)<br>OBP: 0.361, SLG: 0.450        | 1-0<br>SF9  |   |   | 4-2<br>HR<br>BB   | 0-0<br>FC5-2<br>16 2B   |   | 1-1<br>G6-3   |   |   | 2   | 2   | 0   | 1   | 1   | 0   | 2   |   |   |   |   |   |  |
| 16 Garret Anderson, L (1.7)<br>OBP: 0.343, SLG: 0.601 | 3-H<br>1-0<br>G1-3  |   |   | 0-0<br>F9   | 1-2<br>16 2B  |   | 0-1<br>G6-3   |   |   | 4   | 0   | 1   | 2   | 0   | 0   | 1   |   |   |   |   |   |  |
| Shawn Wooten, R (1.3)<br>OBP: 0.368, SLG: 0.466       |   | 0-3<br>K  |   |   | 0-0<br>F8   |   |   | 1-2<br>G4-3   |   | 4   | 0   | 0   | 0   | 0   | 1   | 2   |   |   |   |   |   |  |
| Scott Spiezio, S (9.3)<br>OBP: 0.331, SLG: 0.422      |   |   |   |   | 0-0<br>P3   |   |   |   |   | 0   | 0   | 0   | 0   | 0   | 0   | 0   |   |   |   |   |   |  |
| Troy Glaus, R (1.5)<br>OBP: 0.394, SLG: 0.506         |   | 2-1<br>L9<br>2B   |   | 4-1<br>HR<br>BB   |   | 0-1<br>HR   |   | 4-1<br>CS<br>BB   |   | 2   | 2   | 2   | 1   | 2   | 0   | 0   |   |   |   |   |   |  |
| Bengie Molina, R (1.2)<br>OBP: 0.322, SLG: 0.430      |   | 0-0<br>L9   |   | 2-1<br>HR   |   | 1-0<br>L9   |   | 0-1<br>F9   |   | 4   | 1   | 1   | 3   | 0   | 0   | 2   |   |   |   |   |   |  |
| Adam Kennedy, L (1.4)<br>OBP: 0.336, SLG: 0.338       |   | 2-1<br>L4   |   | 1-1<br>F7   |   | 1-3<br>K  |   | 1-1<br>CS   |   | 3   | 0   | 0   | 0   | 0   | 1   | 1   |   |   |   |   |   |  |
| David Eckstein, R (1.6)<br>OBP: 0.320, SLG: 0.317     |   |   | 0-2<br>G4-3   |   | 0-0<br>1B<br>SH5-3<br>FC5-2   |   | 2-1<br>1B   |   |   | 3   | 0   | 2   | 0   | 0   | 0   | 0   |   |   |   |   |   |  |
| <b>Inning Stats</b>                                   | R: 1<br>E: 0<br>K: 0<br>S: 7  | H: 1<br>LOB: 1<br>BB: 0<br>P: 10  | R: 0<br>E: 0<br>K: 1<br>S: 8  | H: 1<br>LOB: 0<br>BB: 0<br>P: 12  | R: 0<br>E: 0<br>K: 0<br>S: 7  | H: 0<br>LOB: 0<br>BB: 0<br>P: 11  | R: 3<br>E: 0<br>K: 0<br>S: 10   | H: 1<br>LOB: 2<br>BB: 2<br>P: 21  | R: 2<br>E: 0<br>K: 0<br>S: 9  | H: 3<br>LOB: 1<br>BB: 0<br>P: 12  | R: 1<br>E: 0<br>K: 2<br>S: 11   | H: 2<br>LOB: 1<br>BB: 0<br>P: 15  | R: 0<br>E: 0<br>K: 0<br>S: 6  | H: 0<br>LOB: 0<br>BB: 0<br>P: 7   | R: 0<br>E: 0<br>K: 0<br>S: 7  | H: 0<br>LOB: 0<br>BB: 1<br>P: 13  | 1B: 4<br>2B: 2<br>3B: 0<br>HR: 2  | SF: 1<br>SAC: 1<br>DP: 0<br>HBP: 0  | WP: 0<br>PB: 0<br>SB: 1<br>CS: 1  | PA: 35  |   |  |
| <b>PITCHER</b>  | IP<br>WLS<br>BF<br>H<br>R<br>ER<br>SO<br>BB<br>IBB<br>HBP<br>BLK<br>WP<br>HR<br>S<br>P<br>ERA<br>WHIP | IP<br>WLS<br>BF<br>H<br>R<br>ER<br>SO<br>BB<br>IBB<br>HBP<br>BLK<br>WP<br>HR<br>S<br>P<br>ERA<br>WHIP | IP<br>WLS<br>BF<br>H<br>R<br>ER<br>SO<br>BB<br>IBB<br>HBP<br>BLK<br>WP<br>HR<br>S<br>P<br>ERA<br>WHIP | IP<br>WLS<br>BF<br>H<br>R<br>ER<br>SO<br>BB<br>IBB<br>HBP<br>BLK<br>WP<br>HR<br>S<br>P<br>ERA<br>WHIP | IP<br>WLS<br>BF<br>H<br>R<br>ER<br>SO<br>BB<br>IBB<br>HBP<br>BLK<br>WP<br>HR<br>S<br>P<br>ERA<br>WHIP | IP<br>WLS<br>BF<br>H<br>R<br>ER<br>SO<br>BB<br>IBB<br>HBP<br>BLK<br>WP<br>HR<br>S<br>P<br>ERA<br>WHIP | IP<br>WLS<br>BF<br>H<br>R<br>ER<br>SO<br>BB<br>IBB<br>HBP<br>BLK<br>WP<br>HR<br>S<br>P<br>ERA<br>WHIP | IP<br>WLS<br>BF<br>H<br>R<br>ER<br>SO<br>BB<br>IBB<br>HBP<br>BLK<br>WP<br>HR<br>S<br>P<br>ERA<br>WHIP | IP<br>WLS<br>BF<br>H<br>R<br>ER<br>SO<br>BB<br>IBB<br>HBP<br>BLK<br>WP<br>HR<br>S<br>P<br>ERA<br>WHIP | IP<br>WLS<br>BF<br>H<br>R<br>ER<br>SO<br>BB<br>IBB<br>HBP<br>BLK<br>WP<br>HR<br>S<br>P<br>ERA<br>WHIP | IP<br>WLS<br>BF<br>H<br>R<br>ER<br>SO<br>BB<br>IBB<br>HBP<br>BLK<br>WP<br>HR<br>S<br>P<br>ERA<br>WHIP | IP<br>WLS<br>BF<br>H<br>R<br>ER<br>SO<br>BB<br>IBB<br>HBP<br>BLK<br>WP<br>HR<br>S<br>P<br>ERA<br>WHIP | IP<br>WLS<br>BF<br>H<br>R<br>ER<br>SO<br>BB<br>IBB<br>HBP<br>BLK<br>WP<br>HR<br>S<br>P<br>ERA<br>WHIP | IP<br>WLS<br>BF<br>H<br>R<br>ER<br>SO<br>BB<br>IBB<br>HBP<br>BLK<br>WP<br>HR<br>S<br>P<br>ERA<br>WHIP | IP<br>WLS<br>BF<br>H<br>R<br>ER<br>SO<br>BB<br>IBB<br>HBP<br>BLK<br>WP<br>HR<br>S<br>P<br>ERA<br>WHIP | IP<br>WLS<br>BF<br>H<br>R<br>ER<br>SO<br>BB<br>IBB<br>HBP<br>BLK<br>WP<br>HR<br>S<br>P<br>ERA<br>WHIP | IP<br>WLS<br>BF<br>H<br>R<br>ER<br>SO<br>BB<br>IBB<br>HBP<br>BLK<br>WP<br>HR<br>S<br>P<br>ERA<br>WHIP | IP<br>WLS<br>BF<br>H<br>R<br>ER<br>SO<br>BB<br>IBB<br>HBP<br>BLK<br>WP<br>HR<br>S<br>P<br>ERA<br>WHIP | IP<br>WLS<br>BF<br>H<br>R<br>ER<br>SO<br>BB<br>IBB<br>HBP<br>BLK<br>WP<br>HR<br>S<br>P<br>ERA<br>WHIP | IP<br>WLS<br>BF<br>H<br>R<br>ER<br>SO<br>BB<br>IBB<br>HBP<br>BLK<br>WP<br>HR<br>S<br>P<br>ERA<br>WHIP | IP<br>WLS<br>BF<br>H<br>R<br>ER<br>SO<br>BB<br>IBB<br>HBP<br>BLK<br>WP<br>HR<br>S<br>P<br>ERA<br>WHIP |  |
| Ismael Valdez, R (1.1)<br>ERA: 6.51                   | 5.0<br>L<br>24<br>7<br>7<br>6<br>1<br>2<br>0<br>0<br>0<br>0<br>0<br>9<br>13<br>10.80<br>1.800         | 1.0<br>4<br>1<br>0<br>0<br>2<br>0<br>0<br>0<br>0<br>0<br>0<br>6<br>7<br>0.00<br>0.000                 | 1.0<br>3<br>0<br>0<br>0<br>0<br>1<br>0<br>0<br>0<br>0<br>0<br>7<br>13<br>0.00<br>1.000                |   |   |   |   |   |   |   |   |   |   |   |   |   |   |   |   |   |   |  |
| R.A. Dickey, R (6.1)<br>ERA: 5.11                     |   |   |   |   |   |   |   |   |   |   |   |   |   |   |   |   |   |   |   |   |   |  |
| Brian Shouse, L (7.1)<br>ERA: 3.44                    |   |   |   |   |   |   |   |   |   |   |   |   |   |   |   |   |   |   |   |   |   |  |
| Jay Powell, R (8.1)<br>ERA: 9.98                      |   |   |   |   |   |   |   |   |   |   |   |   |   |   |   |   |   |   |   |   |   |  |

Texas Rangers @ Anaheim Angels  
Edison International Field, Anaheim, CA  
Tue Jul 01 2003, 10:05 PM EDT  
Att: 26,715 - Sunny - 75 F

AB 29  
R 7  
H 8  
RBI 7  
BB 3  
SO 3  
LOB 10






| Batter   | 1   | 2                                | 3                            | 4                                | 5                            | 6                                | 7                             | 8                                | 9                            | AB                               | R                            | H                                | RBI                          | BB                              | SO                           | LOB                             | TOP                              |                                    |                                  |        |
|--|---|----------------------------------|------------------------------|----------------------------------|------------------------------|----------------------------------|-------------------------------|----------------------------------|------------------------------|----------------------------------|------------------------------|----------------------------------|------------------------------|---------------------------------|------------------------------|---------------------------------|----------------------------------|------------------------------------|----------------------------------|--------|
| 10 Michael Young, R<br>OBP: 0.355, SLG: 0.454    | 3-1<br>S<br>1B  |                                  | 1-0<br>L9                    |                                  | 0-0<br>F9                    |                                  |                               | 0-1<br>G6-3                      |                              | 4                                | 0                            | 1                                | 0                            | 0                               | 0                            | 1                               |                                  |                                    |                                  |        |
| 9 Hank Blalock, L<br>OBP: 0.353, SLG: 0.529      | 2-1<br>SAFE<br>F7   |                                  | 1-0<br>F8                    |                                  |                              | 1-3<br>K                         |                               | 0-0<br>F8                        |                              | 4                                | 0                            | 0                                | 0                            | 0                               | 1                            | 2                               |                                  |                                    |                                  |        |
| Alex Rodriguez, R<br>OBP: 0.376, SLG: 0.558      | 2-3<br>SAFE<br>K  |                                  | 3-3<br>K                     |                                  |                              | 0-3<br>K                         |                               | 2-2<br>G5-3                      |                              | 4                                | 0                            | 0                                | 0                            | 0                               | 3                            | 2                               |                                  |                                    |                                  |        |
| Rafael Palmeiro, L<br>OBP: 0.369, SLG: 0.505     | 2-2<br>G4-3   |                                  |                              | 2-3<br>K                         |                              | 2-2<br>G3-1                      |                               | 1-0<br>F9                        |                              | 4                                | 0                            | 0                                | 0                            | 0                               | 1                            | 1                               |                                  |                                    |                                  |        |
| Kevin Mench, R<br>OBP: 0.350, SLG: 0.436         |   | 1-1<br>G6-3                      |                              | 2-1<br>F8                        |                              |                                  | 1-1<br>F8                     |                                  |                              | 3                                | 0                            | 0                                | 0                            | 0                               | 0                            | 0                               |                                  |                                    |                                  |        |
| 23 Mark Teixeira, S<br>OBP: 0.341, SLG: 0.467    |   | 0-1<br>1B                        |                              | 3-2<br>1B                        |                              |                                  | 3-2<br>G6-3                   |                                  |                              | 3                                | 0                            | 2                                | 0                            | 0                               | 0                            | 0                               |                                  |                                    |                                  |        |
| Ryan Ludwick, R<br>OBP: 0.344                    |   | 1-3<br>K                         |                              | 1-1<br>P4                        |                              |                                  | 1-3<br>K2-3                   |                                  |                              | 3                                | 0                            | 0                                | 0                            | 0                               | 2                            | 2                               |                                  |                                    |                                  |        |
| Donnie Sadler, R<br>OBP: 0.296, SLG: 0.344       |   | 0-1<br>F8                        |                              |                                  | 0-3<br>K2-3                  |                                  |                               | 0-0<br>G6-3                      |                              | 3                                | 0                            | 0                                | 0                            | 0                               | 1                            | 1                               |                                  |                                    |                                  |        |
| Einar Diaz, R<br>OBP: 0.301, SLG: 0.356          |   |                                  | 1-0<br>1B                    |                                  | 1-2<br>F9                    |                                  |                               | 1-1<br>P3                        |                              | 3                                | 0                            | 1                                | 0                            | 0                               | 0                            | 0                               |                                  |                                    |                                  |        |
| <b>Inning Stats</b>                              | R: 0<br>E: 0<br>K: 1<br>S: 10   | H: 1<br>LOB: 1<br>BB: 0<br>P: 19 | R: 0<br>E: 0<br>K: 1<br>S: 9 | H: 1<br>LOB: 1<br>BB: 0<br>P: 11 | R: 0<br>E: 0<br>K: 1<br>S: 6 | H: 1<br>LOB: 1<br>BB: 0<br>P: 12 | R: 0<br>E: 0<br>K: 1<br>S: 11 | H: 0<br>LOB: 0<br>BB: 0<br>P: 19 | R: 0<br>E: 0<br>K: 2<br>S: 9 | H: 0<br>LOB: 0<br>BB: 0<br>P: 12 | R: 0<br>E: 0<br>K: 1<br>S: 8 | H: 0<br>LOB: 0<br>BB: 0<br>P: 13 | R: 0<br>E: 0<br>K: 0<br>S: 5 | H: 0<br>LOB: 0<br>BB: 0<br>P: 6 | R: 0<br>E: 0<br>K: 0<br>S: 5 | H: 0<br>LOB: 0<br>BB: 0<br>P: 8 | 1B: 4<br>2B: 0<br>3B: 0<br>HR: 0 | SF: 0<br>SAC: 0<br>DP: 0<br>HBP: 0 | WP: 0<br>PB: 0<br>SB: 1<br>CS: 0 | PA: 31 |
| <b>PITCHER</b><br>41 John Lackey, R<br>ERA: 5.01 | IP: 9.0<br>WLS: W<br>BF: 31<br>H: 4<br>R: 0<br>ER: 0<br>SO: 8<br>BB: 0<br>IBB: 0<br>HBP: 0<br>BLK: 0<br>WP: 0<br>HR: 0<br>S: 72<br>P: 110<br>ERA: 0.00<br>WHIP: 0.444 |                                  |                              |                                  |                              |                                  |                               |                                  |                              |                                  |                              |                                  |                              |                                 |                              | <b>PITCHER</b>                  |                                  |                                    |                                  |        |

Texas Rangers @ Anaheim Angels  
Edison International Field, Anaheim, CA  
Wed Jul 02 2003, 10:05 PM EDT  
Att: 33,114 - Sunny - 77 F


|     |    |
|-----|----|
| AB  | 31 |
| R   | 0  |
| H   | 4  |
| RBI | 0  |
| BB  | 0  |
| SO  | 8  |
| LOB | 9  |



| Batter  | 1  | 2                                | 3                             | 4                                | 5                             | 6                                | 7                            | 8                                | 9                             | AB                               | R                             | H                                | RBI                          | BB                               | SO                           | LOB                              | BOTTOM                           |                                    |                                  |        |
|---|--|----------------------------------|-------------------------------|----------------------------------|-------------------------------|----------------------------------|------------------------------|----------------------------------|-------------------------------|----------------------------------|-------------------------------|----------------------------------|------------------------------|----------------------------------|------------------------------|----------------------------------|----------------------------------|------------------------------------|----------------------------------|--------|
| Jeff DaVanon, S<br>OBP: 0.397, SLG: 0.613   | 4-1<br>CS<br>BB  | 0-1<br>2H<br>3B                  |                               |                                  | 0-0<br>HR<br>2B               |                                  |                              | 4-0<br>BB                        |                               | 2                                | 1                             | 2                                | 1                            | 2                                | 0                            | 0                                |                                  |                                    |                                  |        |
| Darin Erstad, L<br>OBP: 0.325, SLG: 0.349   | 3-3<br>SAFE<br>K   | 3-2<br>SAFE<br>G6-3              |                               |                                  | 3-2<br>P5                     |                                  | 0-0<br>L7                    |                                  |                               | 4                                | 0                             | 0                                | 0                            | 0                                | 1                            | 5                                |                                  |                                    |                                  |        |
| Tim Salmon, R<br>OBP: 0.363, SLG: 0.459   | 4-2<br>BB  |                                  | 0-2<br>G6-3                   |                                  | 2-2<br>2H<br>HR               |                                  | 3-1<br>F9                    |                                  |                               | 3                                | 1                             | 1                                | 2                            | 1                                | 0                            | 2                                |                                  |                                    |                                  |        |
| Eric Owens, R<br>OBP: 0.262, SLG: 0.280   |  |                                  |                               |                                  | 2-2<br>2H<br>HR               |                                  |                              |                                  |                               | 0                                | 0                             | 0                                | 0                            | 0                                | 0                            | 0                                |                                  |                                    |                                  |        |
| 16 Garret Anderson, L<br>OBP: 0.339, SLG: 0.593   | 1-3<br>K   |                                  | 2-2<br>P4                     |                                  | 1-0<br>F9                     |                                  |                              | 1-1<br>F7                        |                               | 4                                | 0                             | 0                                | 0                            | 0                                | 1                            | 1                                |                                  |                                    |                                  |        |
| Scott Spiezio, S<br>OBP: 0.326, SLG: 0.415  |  | 2-0<br>F7                        | 3-2<br>P4                     |                                  |                               | 1-0<br>P6                        |                              | 1-1<br>G6-3                      |                               | 4                                | 0                             | 0                                | 0                            | 0                                | 0                            | 0                                |                                  |                                    |                                  |        |
| Troy Glaus, R<br>OBP: 0.365, SLG: 0.504   |  | 3-2<br>2B<br>SF9<br>1B           |                               | 4-1<br>G6-4-3<br>BB              |                               | 0-3<br>K                         |                              | 3-2<br>G5-3                      |                               | 3                                | 1                             | 1                                | 0                            | 1                                | 1                            | 0                                |                                  |                                    |                                  |        |
| Bengie Molina, R<br>OBP: 0.322, SLG: 0.433  | 1-0<br>SAFE<br>SF9<br>2B   | 1-3<br>2B                        |                               | 1-1<br>G6-4-3                    | 1-2<br>G5-3                   |                                  | 0-2<br>L7                    |                                  |                               | 3                                | 1                             | 1                                | 0                            | 0                                | 0                            | 1                                |                                  |                                    |                                  |        |
| Adam Kennedy, L<br>OBP: 0.332, SLG: 0.335   |  | 0-2<br>SF9                       |                               | 1-2<br>G5-3                      |                               |                                  | 0-0<br>G4-3                  |                                  |                               | 2                                | 0                             | 0                                | 1                            | 0                                | 0                            | 0                                |                                  |                                    |                                  |        |
| David Eckstein, R<br>OBP: 0.320, SLG: 0.321   |  | 2-3<br>3H<br>3B<br>2B            |                               |                                  | 0-1<br>F9                     |                                  | 3-2<br>E5<br>BB              |                                  |                               | 3                                | 1                             | 1                                | 1                            | 0                                | 0                            | 0                                |                                  |                                    |                                  |        |
| <b>Inning Stats</b>   | R: 0<br>E: 0<br>K: 2<br>S: 11  | H: 0<br>LOB: 1<br>BB: 2<br>P: 23 | R: 3<br>E: 0<br>K: 0<br>S: 17 | H: 4<br>LOB: 1<br>BB: 0<br>P: 28 | R: 0<br>E: 0<br>K: 0<br>S: 11 | H: 0<br>LOB: 0<br>BB: 0<br>P: 16 | R: 0<br>E: 0<br>K: 0<br>S: 6 | H: 0<br>LOB: 0<br>BB: 1<br>P: 12 | R: 2<br>E: 0<br>K: 0<br>S: 12 | H: 2<br>LOB: 0<br>BB: 0<br>P: 18 | R: 0<br>E: 0<br>K: 1<br>S: 10 | H: 0<br>LOB: 0<br>BB: 0<br>P: 11 | R: 0<br>E: 1<br>K: 0<br>S: 7 | H: 0<br>LOB: 2<br>BB: 1<br>P: 17 | R: 0<br>E: 0<br>K: 0<br>S: 7 | H: 0<br>LOB: 0<br>BB: 0<br>P: 12 | 1B: 1<br>2B: 3<br>3B: 1<br>HR: 1 | SF: 1<br>SAC: 0<br>DP: 1<br>HBP: 0 | WP: 0<br>PB: 0<br>SB: 0<br>CS: 1 | PA: 33 |
| <b>PITCHER</b><br>53 Joaquin Benoit, R<br>ERA: 5.85<br>32 Ron Mahay, L<br>ERA: 4.78<br>56 Rosman Garcia, R<br>ERA: 4.78<br>Jay Powell, R<br>ERA: 9.66 | IP: 4.2<br>WLS: L<br>BF: 21<br>H: 6<br>R: 5<br>ER: 5<br>SO: 2<br>BB: 3<br>IBB: 0<br>HBP: 0<br>BLK: 0<br>WP: 0<br>HR: 1<br>S: 56<br>P: 95<br>ERA: 9.64<br>WHIP: 1.929 |                                  |                               |                                  |                               |                                  |                              |                                  |                               |                                  |                               |                                  |                              |                                  |                              | <b>PITCHER</b>                   |                                  |                                    |                                  |        |

Texas Rangers @ Anaheim Angels  
Edison International Field, Anaheim, CA  
Wed Jul 02 2003, 10:05 PM EDT  
Att: 33,114 - Sunny - 77 F

|     |    |
|-----|----|
| AB  | 28 |
| R   | 5  |
| H   | 6  |
| RBI | 5  |
| BB  | 4  |
| SO  | 3  |
| LOB | 9  |









| Batter   | 1  | 2                                | 3                                    | 4                                | 5                                    | 6                                | 7                                    | 8                                | 9                                    | AB                               | R                                    | H                               | RBI                                   | BB                               | SO                                   | LOB   | TOP  |                                  |                                    |
|--|--|----------------------------------|--------------------------------------|----------------------------------|--------------------------------------|----------------------------------|--------------------------------------|----------------------------------|--------------------------------------|----------------------------------|--------------------------------------|---------------------------------|---------------------------------------|----------------------------------|--------------------------------------|---|--|----------------------------------|------------------------------------|
| David Eckstein, R (1, 6)<br>OBP: 0.314, SLG: 0.314   | 1-3<br>K   |                                  |                                      | 1-1<br>G6-3                      |                                      | 0-0<br>SH1-3                     |                                      |                                  | 1-2<br>G6-3                          | 3                                | 0                                    | 1                               | 0                                     | 1                                | 0                                    |   | <b>Anaheim Angels @ Oakland Athletics</b><br>Network Associates Coliseum, Oakland, CA<br>Fri Jul 04, 2003, 8:05 PM EDT<br>Att: 33,134 - Sunny - 67 F |                                  |                                    |
| Darin Erstad, L (1, 8)<br>OBP: 0.322, SLG: 0.344   | 1-3<br>K2-3  |                                  |                                      | 1-2<br>G3-1                      |                                      | 3-H<br>1-0<br>G4-3               |                                      |                                  | 0-1<br>G4-3                          | 4                                | 0                                    | 0                               | 0                                     | 0                                | 1                                    | 0   |  |                                  |                                    |
| Tim Salmon, R (1, 9)<br>Eric Owens, R (9, 9)<br>OBP: 0.360, SLG: 0.460<br>OBP: 0.262, SLG: 0.280   | 2-0<br>G6-3  |                                  |                                      | 2-1<br>F9                        |                                      |                                  |                                      |                                  | 1-1<br>G4-1                          | 4                                | 0                                    | 0                               | 0                                     | 0                                | 0                                    | 0   |  |                                  |                                    |
| 16 Garret Anderson, L (1, 7)<br>OBP: 0.335, SLG: 0.587   |  |                                  |                                      |                                  |                                      | 0-0<br>F8                        |                                      |                                  | 1-1<br>L5                            | 3                                | 0                                    | 0                               | 0                                     | 0                                | 0                                    | 0   |  |                                  |                                    |
| Shawn Wooten, R (1, 10)<br>OBP: 0.355, SLG: 0.445  |  |                                  |                                      |                                  |                                      | 2-0<br>1B                        |                                      |                                  | 1-3<br>K                             | 3                                | 0                                    | 1                               | 0                                     | 0                                | 1                                    | 0   |  |                                  |                                    |
| Troy Glaus, R (1, 5)<br>Adam Kennedy, L (3, 4)<br>OBP: 0.363, SLG: 0.498<br>OBP: 0.329, SLG: 0.332 |  |                                  |                                      |                                  |                                      | 1 SAFE<br>1 SAFE<br>K            |                                      |                                  | 3-1<br>L8                            | 1                                | 0                                    | 0                               | 0                                     | 0                                | 0                                    | 0   |  |                                  |                                    |
| Scott Spiezio, S (1, 3)<br>(3, 5)  |  |                                  |                                      |                                  |                                      | 1 SAFE<br>1 SAFE<br>F9           |                                      |                                  | 2-1<br>G4-3                          | 2                                | 0                                    | 0                               | 0                                     | 0                                | 0                                    | 1   |  |                                  |                                    |
| Benji Gil, R (1, 4)<br>(3, 3)  |  |                                  |                                      |                                  |                                      | 0-1<br>L4                        |                                      |                                  | 0-1<br>SH1-4<br>2B                   | 3                                | 1                                    | 2                               | 0                                     | 0                                | 0                                    | 0   |  |                                  |                                    |
| José Molina, R (1, 2)<br>OBP: 0.196, SLG: 0.235  |  |                                  |                                      |                                  |                                      | 2-3<br>K                         |                                      |                                  | 1 SAFE<br>1 SAFE<br>L7               | 2                                | 0                                    | 0                               | 0                                     | 0                                | 1                                    | 1   |  |                                  |                                    |
| <b>Inning Stats</b>  | R: 0<br>H: 0<br>E: 0<br>K: 2<br>S: 8   | H: 0<br>LOB: 0<br>BB: 0<br>P: 12 | R: 0<br>H: 0<br>E: 0<br>K: 0<br>S: 6 | H: 0<br>LOB: 0<br>BB: 0<br>P: 10 | R: 0<br>H: 0<br>E: 0<br>K: 1<br>S: 7 | H: 0<br>LOB: 0<br>BB: 0<br>P: 11 | R: 0<br>H: 0<br>E: 0<br>K: 0<br>S: 7 | H: 0<br>LOB: 0<br>BB: 0<br>P: 11 | R: 0<br>H: 1<br>E: 0<br>K: 1<br>S: 9 | H: 1<br>LOB: 1<br>BB: 0<br>P: 14 | R: 0<br>H: 0<br>E: 0<br>K: 1<br>S: 7 | H: 0<br>LOB: 0<br>BB: 0<br>P: 9 | R: 0<br>H: 1<br>E: 0<br>K: 0<br>S: 10 | H: 1<br>LOB: 1<br>BB: 0<br>P: 16 | R: 0<br>H: 0<br>E: 0<br>K: 0<br>S: 8 | H: 0<br>LOB: 0<br>BB: 0<br>P: 10  |  | 1B: 2<br>2B: 1<br>3B: 0<br>HR: 0 | SF: 0<br>SAC: 2<br>DP: 0<br>HBP: 0 |
| <b>PITCHER</b><br>Mark Mulder, L (1, 1)<br>ERA: 3.1  | IP: 9.0<br>WLS: L<br>BF: 30<br>H: 3<br>R: 1<br>ER: 1<br>SO: 5<br>BB: 0<br>IBB: 0<br>HBP: 0<br>BLK: 0<br>WP: 0<br>HR: 0<br>S: 67<br>P: 99<br>ERA: 1.00<br>WHIP: 0.333 |                                  |                                      |                                  |                                      |                                  |                                      |                                  |                                      |                                  |                                      |                                 |                                       |                                  |                                      | <b>PITCHER</b><br>IP: WLS: BF: H: R: ER: SO: BB: IBB: HBP: BLK: WP: HR: S: P: ERA: WHIP |  |                                  |                                    |

| Batter   | 1   | 2                                | 3                                    | 4                                | 5                                     | 6                                | 7                                    | 8                                | 9                                    | AB                               | R                                     | H                                | RBI                                  | BB                               | SO                                   | LOB   | BOTTOM   |                                  |                                  |                                    |  |
|--|---|----------------------------------|--------------------------------------|----------------------------------|---------------------------------------|----------------------------------|--------------------------------------|----------------------------------|--------------------------------------|----------------------------------|---------------------------------------|----------------------------------|--------------------------------------|----------------------------------|--------------------------------------|---|--|----------------------------------|----------------------------------|------------------------------------|--|
| Eric Byrnes, R (1, 7)<br>OBP: 0.384, SLG: 0.549  | 3-3<br>K  |                                  |                                      |                                  |                                       | 0-3<br>K                         |                                      |                                  | 1-3<br>K                             | 4                                | 0                                     | 0                                | 0                                    | 0                                | 3                                    | 0   | <b>Anaheim Angels @ Oakland Athletics</b><br>Network Associates Coliseum, Oakland, CA<br>Fri Jul 04, 2003, 8:05 PM EDT<br>Att: 33,134 - Sunny - 67 F |                                  |                                  |                                    |  |
| Scott Hatteberg, L (1, 3)<br>OBP: 0.348, SLG: 0.382  | 1-2<br>BB<br>1B   |                                  |                                      |                                  |                                       | 1-1<br>L7                        |                                      |                                  | 2-3<br>K                             | 4                                | 0                                     | 1                                | 0                                    | 0                                | 1                                    | 0   |  |                                  |                                  |                                    |  |
| Miguel Tejada, R (1, 6)<br>OBP: 0.306, SLG: 0.440  | 0-1<br>L9   |                                  |                                      |                                  |                                       | 2-1<br>2B                        |                                      |                                  | 2-2<br>F9                            | 4                                | 0                                     | 1                                | 0                                    | 0                                | 0                                    | 1   |  |                                  |                                  |                                    |  |
| Erubiel Durazo, L (1, 10)<br>OBP: 0.402, SLG: 0.453  | 4-1<br>BB<br>BB   |                                  |                                      |                                  |                                       | 0-2<br>P6                        |                                      |                                  | 0-0<br>G3-1                          | 2                                | 0                                     | 0                                | 0                                    | 2                                | 0                                    | 0   |  |                                  |                                  |                                    |  |
| Jermaine Dye, R (1, 9)<br>OBP: 0.232, SLG: 0.222   | 4-2<br>BB   |                                  |                                      |                                  |                                       | 1-1<br>IBB                       |                                      |                                  | 0-3<br>K                             | 3                                | 0                                     | 0                                | 0                                    | 1                                | 1                                    | 2   |  |                                  |                                  |                                    |  |
| 3 Eric Chavez, L (1, 5)<br>OBP: 0.316, SLG: 0.470  | 1-2<br>2-3<br>BB  |                                  |                                      |                                  |                                       | 1-1<br>G4-3                      |                                      |                                  | 1-1<br>K                             | 3                                | 0                                     | 0                                | 0                                    | 0                                | 0                                    | 3   |  |                                  |                                  |                                    |  |
| Ramon Hernandez, R (1, 2)<br>OBP: 0.326, SLG: 0.453  |   |                                  |                                      |                                  |                                       | 2-2<br>F9                        |                                      |                                  | 2-2<br>P6                            | 3                                | 0                                     | 0                                | 0                                    | 0                                | 0                                    | 3   |  |                                  |                                  |                                    |  |
| Chris Singleton, L (1, 8)<br>OBP: 0.335, SLG: 0.403  |   |                                  |                                      |                                  |                                       | 3-1<br>P4                        |                                      |                                  | 3-3<br>K                             | 3                                | 0                                     | 0                                | 0                                    | 0                                | 1                                    | 0   |  |                                  |                                  |                                    |  |
| Mark Ellis, R (1, 4)<br>Billy McMillon, L (8, PH)<br>Frank Menechino, R (9, 4)<br>OBP: 0.328, SLG: 0.375<br>OBP: 0.363, SLG: 0.375<br>OBP: 0.355, SLG: 0.353                       |   |                                  |                                      |                                  |                                       | 2-3<br>K                         |                                      |                                  | 1-0<br>F7                            | 3                                | 0                                     | 0                                | 0                                    | 0                                | 1                                    | 0   |  |                                  |                                  |                                    |  |
|  |   |                                  |                                      |                                  |                                       | 0-2<br>G4-3                      |                                      |                                  | 1-1<br>F7                            | 2                                | 0                                     | 0                                | 0                                    | 0                                | 0                                    | 0   |  |                                  |                                  |                                    |  |
| <b>Inning Stats</b>  | R: 0<br>H: 1<br>E: 0<br>K: 1<br>S: 15   | H: 3<br>LOB: 3<br>BB: 2<br>P: 29 | R: 0<br>H: 0<br>E: 0<br>K: 0<br>S: 9 | H: 0<br>LOB: 0<br>BB: 0<br>P: 15 | R: 0<br>H: 0<br>E: 0<br>K: 0<br>S: 10 | H: 0<br>LOB: 0<br>BB: 0<br>P: 16 | R: 0<br>H: 0<br>E: 0<br>K: 0<br>S: 9 | H: 0<br>LOB: 0<br>BB: 0<br>P: 13 | R: 0<br>H: 0<br>E: 0<br>K: 1<br>S: 9 | H: 0<br>LOB: 0<br>BB: 0<br>P: 14 | R: 0<br>H: 1<br>E: 0<br>K: 1<br>S: 11 | H: 1<br>LOB: 2<br>BB: 1<br>P: 19 | R: 0<br>H: 0<br>E: 0<br>K: 1<br>S: 6 | H: 0<br>LOB: 0<br>BB: 0<br>P: 11 | R: 0<br>H: 0<br>E: 0<br>K: 2<br>S: 7 | H: 0<br>LOB: 0<br>BB: 0<br>P: 11  | R: 0<br>H: 0<br>E: 0<br>K: 1<br>S: 8   | H: 0<br>LOB: 0<br>BB: 0<br>P: 10 | 1B: 1<br>2B: 1<br>3B: 0<br>HR: 0 | SF: 0<br>SAC: 0<br>DP: 0<br>HBP: 0 | WP: 0<br>PA: 32<br>PB: 0<br>SB: 0<br>CS: 0 |
| <b>PITCHER</b><br>Aaron Sele, R (1, 1)<br>ERA: 5.7<br>Francisco Rodriguez, R (6, 1)<br>ERA: 3.3<br>Brendan Donnelly, R (8, 1)<br>ERA: 0.42<br>Troy Percival, R (9, 1)<br>ERA: 2.77 | IP: 5.0<br>WLS: W<br>BF: 18<br>H: 1<br>R: 0<br>ER: 0<br>SO: 2<br>BB: 2<br>IBB: 0<br>HBP: 0<br>BLK: 0<br>WP: 0<br>HR: 0<br>S: 0<br>P: 17<br>ERA: 0.00<br>WHIP: 0.500 |                                  |                                      |                                  |                                       |                                  |                                      |                                  |                                      |                                  |                                       |                                  |                                      |                                  |                                      | <b>PITCHER</b><br>IP: WLS: BF: H: R: ER: SO: BB: IBB: HBP: BLK: WP: HR: S: P: ERA: WHIP |  |                                  |                                  |                                    |  |





| Batter  | 1   | 2                                | 3                             | 4                                | 5                            | 6                               | 7                            | 8                               | 9                             | AB R H RBI BB SO LOB             | TOP   |   |                                  |                              |                                 |                              |                                  |                               |                                  |                                  |                                    |                                  |
|---|---|----------------------------------|-------------------------------|----------------------------------|------------------------------|---------------------------------|------------------------------|---------------------------------|-------------------------------|----------------------------------|---|---|----------------------------------|------------------------------|---------------------------------|------------------------------|----------------------------------|-------------------------------|----------------------------------|----------------------------------|------------------------------------|----------------------------------|
| David Eckstein, R<br>OBP: 0.316, SLG: 0.316     | 2-2<br>BB<br>HR<br>1B                                 | 0-0<br>S<br>1B<br>1B             |                               | 0-1<br>F8                        |                              | 3-3<br>K                        |                              |                                 | 3-2<br>F9                     | 5 1 2 0 0 1 1                    | <b>Anaheim Angels @ Oakland Athletics</b><br>Network Associates Coliseum, Oakland, CA<br>Sat Jul 05 2003, 9:05 PM EDT<br>Att: 55,601 - Sunny - 62 F |   |                                  |                              |                                 |                              |                                  |                               |                                  |                                  |                                    |                                  |
| Jeff DaVanon, S<br>OBP: 0.399, SLG: 0.608       | 4-1<br>HR<br>BB                                       | 3-3<br>K                         |                               | 2-2<br>G1-3                      |                              |                                 | 0-0<br>G4-3                  |                                 | 1-1<br>2H<br>1B               | 4 1 1 1 1 1 2                    |   |   |                                  |                              |                                 |                              |                                  |                               |                                  |                                  |                                    |                                  |
| Tim Salmon, R<br>OBP: 0.361, SLG: 0.480         | 2-0<br>1H<br>2H<br>HR                                 | 2-2<br>P4                        |                               |                                  | 1-1<br>HR                    |                                 | 2-3<br>K                     |                                 | 0-0<br>G6-3                   | 5 2 2 4 0 1 3                    |   |   |                                  |                              |                                 |                              |                                  |                               |                                  |                                  |                                    |                                  |
| 16 Garret Anderson, L<br>OBP: 0.337, SLG: 0.586 | 1-2<br>L8<br>1B                                       | 1-2<br>SAFE<br>1B                |                               | 1-2<br>G3                        |                              |                                 | 0-0<br>G3                    |                                 |                               | 4 0 2 1 0 0 0                    |   |   |                                  |                              |                                 |                              |                                  |                               |                                  |                                  |                                    |                                  |
| Scott Spiezio, S<br>OBP: 0.323, SLG: 0.412      | 1-1<br>FC6-4<br>1B                                    | 3-3<br>K                         |                               | 0-0<br>G3                        |                              |                                 |                              | 2-1<br>G4-3                     |                               | 4 0 1 0 0 1 3                    |   |   |                                  |                              |                                 |                              |                                  |                               |                                  |                                  |                                    |                                  |
| Troy Glaus, R<br>OBP: 0.361, SLG: 0.495         | 0-0<br>L8   |                                  | 2-0<br>L9                     |                                  | 1-1<br>G6-3<br>1B            |                                 |                              | 1-1<br>L7                       |                               | 4 0 1 0 0 0 2                    |   |   |                                  |                              |                                 |                              |                                  |                               |                                  |                                  |                                    |                                  |
| Adam Kennedy, L<br>OBP: 0.323, SLG: 0.325       | 2-2<br>K  |                                  | 0-3<br>K                      |                                  | 0-2<br>G6-3                  |                                 |                              | 2-3<br>K                        |                               | 4 0 0 0 0 3 4                    |   |   |                                  |                              |                                 |                              |                                  |                               |                                  |                                  |                                    |                                  |
| Eric Owens, R<br>OBP: 0.254, SLG: 0.271         | 0-2<br>FC6-4  |                                  | 1-1<br>G1-4-3                 |                                  |                              | 0-3<br>K                        |                              | 2-2<br>G1-3                     |                               | 4 0 0 0 0 1 2                    |   |   |                                  |                              |                                 |                              |                                  |                               |                                  |                                  |                                    |                                  |
| José Molina, R<br>OBP: 0.218, SLG: 0.273        |   | 0-0<br>1B<br>16<br>1B<br>1B      |                               | 0-0<br>B2                        |                              | 0-2<br>G3                       |                              | 0-0<br>1B<br>2B                 |                               | 4 2 2 0 0 0 0                    |   |   |                                  |                              |                                 |                              |                                  |                               |                                  |                                  |                                    |                                  |
| <b>Inning Stats</b>                             | R: 3<br>E: 0<br>K: 1<br>S: 20                         | H: 4<br>LOB: 2<br>BB: 1<br>P: 32 | R: 1<br>E: 0<br>K: 2<br>S: 18 | H: 3<br>LOB: 2<br>BB: 0<br>P: 27 | R: 0<br>E: 0<br>K: 1<br>S: 6 | H: 0<br>LOB: 0<br>BB: 0<br>P: 9 | R: 0<br>E: 0<br>K: 0<br>S: 7 | H: 0<br>LOB: 0<br>BB: 0<br>P: 9 | R: 1<br>E: 1<br>K: 0<br>S: 11 | H: 2<br>LOB: 1<br>BB: 0<br>P: 14 |   | R: 0<br>E: 0<br>K: 1<br>S: 10                         | H: 0<br>LOB: 0<br>BB: 0<br>P: 13 | R: 0<br>E: 0<br>K: 1<br>S: 6 | H: 0<br>LOB: 0<br>BB: 0<br>P: 8 | R: 0<br>E: 0<br>K: 1<br>S: 8 | H: 0<br>LOB: 0<br>BB: 0<br>P: 13 | R: 1<br>E: 0<br>K: 0<br>S: 12 | H: 2<br>LOB: 1<br>BB: 0<br>P: 18 | 1B: 8<br>2B: 1<br>3B: 0<br>HR: 2 | SF: 0<br>SAC: 0<br>DP: 1<br>HBP: 0 | WP: 0<br>PB: 0<br>SB: 1<br>CS: 0 |
| <b>PITCHER</b>                                  | IP WLS BF H R ER SO BB IBB HBP BLK WP HR S P ERA WHIP |                                  |                               |                                  |                              |                                 |                              |                                 |                               |                                  |   | IP WLS BF H R ER SO BB IBB HBP BLK WP HR S P ERA WHIP |                                  |                              |                                 |                              |                                  |                               |                                  |                                  |                                    |                                  |
| Aaron Harang, R<br>ERA: 5.34                    | 1.2 L 13 7 4 4 2 1 0 0 0 0 1 35 53 21.60 4.800        |                                  |                               |                                  |                              |                                 |                              |                                 |                               |                                  |   |   |                                  |                              |                                 |                              |                                  |                               |                                  |                                  |                                    |                                  |
| John Halama, L<br>ERA: 4.45                     | 3.1 2 2 1 1 2 0 0 0 0 0 1 27 38 2.70 0.600            |                                  |                               |                                  |                              |                                 |                              |                                 |                               |                                  |   |   |                                  |                              |                                 |                              |                                  |                               |                                  |                                  |                                    |                                  |
| Chad Bradford, R<br>ERA: 3.74                   | 2.0 6 0 0 0 3 0 0 0 0 0 0 16 21 0.00 0.000            |                                  |                               |                                  |                              |                                 |                              |                                 |                               |                                  |   |   |                                  |                              |                                 |                              |                                  |                               |                                  |                                  |                                    |                                  |
| Jim Mecir, R<br>ERA: 3.91                       | 1.0 3 0 0 0 1 0 0 0 0 0 0 8 13 0.00 0.000             |                                  |                               |                                  |                              |                                 |                              |                                 |                               |                                  |   |   |                                  |                              |                                 |                              |                                  |                               |                                  |                                  |                                    |                                  |
| Ricardo Rincon, L<br>ERA: 4.4                   | 1.0 5 2 1 1 0 0 0 0 0 0 0 12 18 9.00 2.000            |                                  |                               |                                  |                              |                                 |                              |                                 |                               |                                  |   |   |                                  |                              |                                 |                              |                                  |                               |                                  |                                  |                                    |                                  |

| Batter                                       | 1   | 2                                | 3                            | 4                                | 5                             | 6                                | 7                            | 8                                | 9                             | AB R H RBI BB SO LOB             | BOTTOM  |   |                                  |                               |                                  |                               |                                  |                              |                                 |                                  |                                    |                                  |
|--|---|----------------------------------|------------------------------|----------------------------------|-------------------------------|----------------------------------|------------------------------|----------------------------------|-------------------------------|----------------------------------|---|---|----------------------------------|-------------------------------|----------------------------------|-------------------------------|----------------------------------|------------------------------|---------------------------------|----------------------------------|------------------------------------|----------------------------------|
| Eric Byrnes, R<br>OBP: 0.379, SLG: 0.542     | 0-1<br>G6-3   |                                  | 2-3<br>K                     |                                  | 0-2<br>SAFE<br>L7             |                                  |                              | 0-1<br>F9                        |                               | 4 0 0 0 0 1 2                    | <b>Anaheim Angels @ Oakland Athletics</b><br>Network Associates Coliseum, Oakland, CA<br>Sat Jul 05 2003, 9:05 PM EDT<br>Att: 55,601 - Sunny - 62 F |   |                                  |                               |                                  |                               |                                  |                              |                                 |                                  |                                    |                                  |
| Billy McMillon, L<br>OBP: 0.392, SLG: 0.455  | 0-2<br>PB<br>1B                                       |                                  |                              | 0-2<br>L4                        |                               | 1-1<br>HR                        |                              | 2-3<br>K                         |                               | 4 1 2 1 0 1 1                    |   |   |                                  |                               |                                  |                               |                                  |                              |                                 |                                  |                                    |                                  |
| Erubiel Durazo, L<br>OBP: 0.397, SLG: 0.447  | 1-1<br>F8   |                                  | 3-2<br>G3-1                  |                                  | 1-1<br>F7                     |                                  |                              | 3-2<br>F7                        |                               | 4 0 0 0 0 0 2                    |   |   |                                  |                               |                                  |                               |                                  |                              |                                 |                                  |                                    |                                  |
| Miguel Tejada, R<br>OBP: 0.303, SLG: 0.435   | 1-1<br>L8   |                                  | 2-1<br>G4-3                  |                                  | 1-1<br>G6-3                   |                                  |                              | 1-1<br>P4                        |                               | 4 0 0 0 0 0 1                    |   |   |                                  |                               |                                  |                               |                                  |                              |                                 |                                  |                                    |                                  |
| 3 Eric Chavez, L<br>OBP: 0.320, SLG: 0.480   |   | 2-2<br>G4-6-3<br>1B              |                              |                                  | 1-2<br>HR                     |                                  | 0-2<br>G6-3                  |                                  | 0-2<br>G4-3                   | 4 1 2 1 0 0 0                    |   |   |                                  |                               |                                  |                               |                                  |                              |                                 |                                  |                                    |                                  |
| Jermaine Dye, R<br>OBP: 0.226, SLG: 0.216    |   | 1-1<br>G4-6-3                    |                              | 3-3<br>K                         |                               | 1-2<br>G6-3                      |                              | 2-0<br>F7                        |                               | 4 0 0 0 0 1 1                    |   |   |                                  |                               |                                  |                               |                                  |                              |                                 |                                  |                                    |                                  |
| Terrence Long, L<br>OBP: 0.306, SLG: 0.395   |   | 2-1<br>F8                        |                              | 0-1<br>F8<br>1B<br>2B            |                               | 2-2<br>G5-3                      |                              |                                  |                               | 3 1 1 0 0 0 0                    |   |   |                                  |                               |                                  |                               |                                  |                              |                                 |                                  |                                    |                                  |
| Ramon Hernandez, R<br>OBP: 0.323, SLG: 0.448 |   |                                  | 0-2<br>F9                    |                                  | 2-0<br>F8                     |                                  | 0-1<br>G1-3                  |                                  |                               | 3 0 0 0 0 0 1                    |   |   |                                  |                               |                                  |                               |                                  |                              |                                 |                                  |                                    |                                  |
| Frank Menechino, R<br>OBP: 0.369, SLG: 0.358 |   |                                  | 2-1<br>P2                    |                                  | 3-2<br>3H<br>1B               |                                  |                              | 4-2<br>BB                        |                               | 2 0 1 1 1 0 0                    |   |   |                                  |                               |                                  |                               |                                  |                              |                                 |                                  |                                    |                                  |
| <b>Inning Stats</b>                          | R: 0<br>E: 0<br>K: 0<br>S: 9                          | H: 1<br>LOB: 0<br>BB: 0<br>P: 11 | R: 0<br>E: 0<br>K: 0<br>S: 8 | H: 1<br>LOB: 0<br>BB: 0<br>P: 13 | R: 0<br>E: 0<br>K: 1<br>S: 10 | H: 0<br>LOB: 0<br>BB: 0<br>P: 14 | R: 0<br>E: 0<br>K: 0<br>S: 8 | H: 0<br>LOB: 0<br>BB: 0<br>P: 13 | R: 2<br>E: 0<br>K: 1<br>S: 18 | H: 3<br>LOB: 1<br>BB: 0<br>P: 27 |   | R: 1<br>E: 0<br>K: 0<br>S: 9                          | H: 1<br>LOB: 0<br>BB: 0<br>P: 12 | R: 0<br>E: 0<br>K: 0<br>S: 10 | H: 0<br>LOB: 0<br>BB: 0<br>P: 13 | R: 0<br>E: 0<br>K: 1<br>S: 11 | H: 0<br>LOB: 1<br>BB: 1<br>P: 20 | R: 0<br>E: 0<br>K: 0<br>S: 6 | H: 0<br>LOB: 0<br>BB: 0<br>P: 9 | 1B: 3<br>2B: 1<br>3B: 0<br>HR: 2 | SF: 0<br>SAC: 0<br>DP: 1<br>HBP: 0 | WP: 0<br>PB: 0<br>SB: 0<br>CS: 0 |
| <b>PITCHER</b>                               | IP WLS BF H R ER SO BB IBB HBP BLK WP HR S P ERA WHIP |                                  |                              |                                  |                               |                                  |                              |                                  |                               |                                  |   | IP WLS BF H R ER SO BB IBB HBP BLK WP HR S P ERA WHIP |                                  |                               |                                  |                               |                                  |                              |                                 |                                  |                                    |                                  |
| Ramon Ortiz, R<br>ERA: 4.66                  | 6.0 W 23 6 3 3 2 0 0 0 0 0 0 2 62 90 4.50 1.000       |                                  |                              |                                  |                               |                                  |                              |                                  |                               |                                  |   |   |                                  |                               |                                  |                               |                                  |                              |                                 |                                  |                                    |                                  |
| Ben Weber, R<br>ERA: 2.84                    | 1.0 H 3 0 0 0 0 0 0 0 0 0 0 10 13 0.00 0.000          |                                  |                              |                                  |                               |                                  |                              |                                  |                               |                                  |   |   |                                  |                               |                                  |                               |                                  |                              |                                 |                                  |                                    |                                  |
| Brendan Donnelly, R<br>ERA: 0.41             | 1.0 H 4 0 0 0 1 1 0 0 0 0 0 11 20 0.00 1.000          |                                  |                              |                                  |                               |                                  |                              |                                  |                               |                                  |   |   |                                  |                               |                                  |                               |                                  |                              |                                 |                                  |                                    |                                  |
| Troy Percival, R<br>ERA: 2.67                | 1.0 S 3 0 0 0 0 0 0 0 0 0 0 6 9 0.00 0.000            |                                  |                              |                                  |                               |                                  |                              |                                  |                               |                                  |   |   |                                  |                               |                                  |                               |                                  |                              |                                 |                                  |                                    |                                  |


AB 38  
R 6  
H 11  
RBI 6  
BB 1  
SO 8  
LOB 17




AB 32  
R 3  
H 6  
RBI 3  
BB 1  
SO 3  
LOB 8





| Batter  | 1   | 2                                | 3                             | 4                                | 5                             | 6                                | 7                            | 8                                | 9                             | AB R H RBI BB SO LOB             | TOP  |                                  |   |                                  |                               |                                  |                                  |                                    |                                  |        |  |  |  |  |  |  |  |  |  |
|---|---|----------------------------------|-------------------------------|----------------------------------|-------------------------------|----------------------------------|------------------------------|----------------------------------|-------------------------------|----------------------------------|--|----------------------------------|---|----------------------------------|-------------------------------|----------------------------------|----------------------------------|------------------------------------|----------------------------------|--------|--|--|--|--|--|--|--|--|--|
| David Eckstein, R (1, 6)<br>OBP: 0.315, SLG: 0.313<br>Benji Gil, R (8, 6)<br>OBP: 0.225, SLG: 0.292 | 1-2<br>G1-3   |                                  | 0-1<br>F7                     |                                  | 2-1<br>F8                     |                                  | 4-2<br>BB BB                 |                                  | 0-1<br>S<br>HR                | 3 0 0 0 1 0 0<br>1 1 1 0 0 0 0   | <b>Anaheim Angels @ Oakland Athletics</b><br>Network Associates Coliseum, Oakland, CA<br>Sun Jul 06 2003, 4:05 PM EDT<br>Att: 25,084 - Overcast - 58 F<br><br><b>AB 35</b><br><b>R 5</b><br><b>H 8</b><br><b>RBI 5</b><br><b>BB 7</b><br><b>SO 6</b><br><b>LOB 16</b><br><br> |                                  |   |                                  |                               |                                  |                                  |                                    |                                  |        |  |  |  |  |  |  |  |  |  |
| Darin Erstad, L (1, 8)<br>OBP: 0.330, SLG: 0.354  | 0-0<br>FC3-6<br>1B                                    |                                  | 0-2<br>2B                     |                                  | 0-3<br>K                      |                                  | 1-2<br>BB                    |                                  | 0-3<br>K                      | 4 0 2 0 1 2 1                    |  |                                  |   |                                  |                               |                                  |                                  |                                    |                                  |        |  |  |  |  |  |  |  |  |  |
| Scott Spiezio, S (1, 3)<br>OBP: 0.328, SLG: 0.425   | 2-0<br>FC3-6<br>1-2                                   |                                  | 2-3<br>K                      |                                  | 0-2<br>1B                     |                                  | 4-1<br>BB                    |                                  | 0-2<br>2H<br>HR               | 4 1 2 2 1 1 2                    |  |                                  |   |                                  |                               |                                  |                                  |                                    |                                  |        |  |  |  |  |  |  |  |  |  |
| 16 Garret Anderson, L (1, 7)<br>OBP: 0.338, SLG: 0.582  | 0-3<br>K  |                                  | 4-0<br>IBB                    |                                  | 2-2<br>G3                     |                                  | 0-2<br>G4-3                  |                                  | 0-1<br>FC5-4<br>1B            | 4 0 1 0 1 1 5                    |  |                                  |   |                                  |                               |                                  |                                  |                                    |                                  |        |  |  |  |  |  |  |  |  |  |
| Troy Glaus, R (1, 5)<br>OBP: 0.359, SLG: 0.488  |   | 4-1<br>FC6-4<br>BB               | 0-1<br>G4-3                   |                                  |                               | 1-0<br>F9                        |                              | 0-0<br>L6                        | 2-2<br>FC5-4<br>1-2           | 4 0 0 0 1 0 3                    |  |                                  |   |                                  |                               |                                  |                                  |                                    |                                  |        |  |  |  |  |  |  |  |  |  |
| Jeff DaVanon, S (1, 9)<br>OBP: 0.393, SLG: 0.592  | 1 SAFE<br>FC6-4<br>2B                                 |                                  |                               | 0-0<br>B1-3                      |                               | 3-1<br>G3-1                      |                              | 4-2<br>HR<br>BB                  | 2-2<br>F7                     | 4 2 0 0 1 0 2                    |  |                                  |   |                                  |                               |                                  |                                  |                                    |                                  |        |  |  |  |  |  |  |  |  |  |
| Bengie Molina, R (1, 2)<br>OBP: 0.323, SLG: 0.458   | 1 SAFE<br>1-H<br>2B                                   |                                  | 1-1<br>F9                     |                                  | 2-1<br>F9                     |                                  | 1-2<br>G6-3                  |                                  | 1-1<br>1-H<br>HR              | 4 1 2 3 0 0 0                    |  |                                  |   |                                  |                               |                                  |                                  |                                    |                                  |        |  |  |  |  |  |  |  |  |  |
| Adam Kennedy, L (1, 4)<br>OBP: 0.322, SLG: 0.321  |   | 1-3<br>K                         |                               | 4-1<br>BB                        |                               |                                  | 2-2<br>L4                    |                                  | 0-0<br>F8                     | 3 0 0 0 1 1 1                    |  |                                  |   |                                  |                               |                                  |                                  |                                    |                                  |        |  |  |  |  |  |  |  |  |  |
| 9 Chone Figgins, S (1, 10)<br>OBP: 0.314, SLG: 0.319  |   | 0-3<br>K                         |                               | 1-1<br>G4-3                      |                               |                                  | 2-2<br>L4                    |                                  | 0-0<br>F8                     | 4 0 0 0 0 1 2                    |  |                                  |   |                                  |                               |                                  |                                  |                                    |                                  |        |  |  |  |  |  |  |  |  |  |
| <b>Inning Stats</b>   | R: 0<br>E: 0<br>K: 1<br>S: 9                          | H: 1<br>LOB: 1<br>BB: 0<br>P: 12 | R: 1<br>E: 0<br>K: 2<br>S: 11 | H: 1<br>LOB: 1<br>BB: 1<br>P: 19 | R: 0<br>E: 0<br>K: 1<br>S: 11 | H: 1<br>LOB: 2<br>BB: 1<br>P: 17 | R: 0<br>E: 0<br>K: 0<br>S: 6 | H: 0<br>LOB: 1<br>BB: 0<br>P: 13 | R: 0<br>E: 0<br>K: 1<br>S: 12 | H: 0<br>LOB: 0<br>BB: 0<br>P: 16 | R: 0<br>E: 0<br>K: 0<br>S: 6   | H: 0<br>LOB: 3<br>BB: 3<br>P: 38 | R: 2<br>E: 0<br>K: 0<br>S: 7                          | H: 1<br>LOB: 0<br>BB: 1<br>P: 12 | R: 2<br>E: 0<br>K: 1<br>S: 19 | H: 3<br>LOB: 1<br>BB: 0<br>P: 23 | 1B: 4<br>2B: 2<br>3B: 0<br>HR: 2 | SF: 0<br>SAC: 0<br>DP: 0<br>HBP: 0 | WP: 0<br>PB: 0<br>SB: 1<br>CS: 0 | PA: 42 |  |  |  |  |  |  |  |  |  |
| <b>PITCHER</b>  | IP WLS BF H R ER SO BB IBB HBP BLK WP HR S P ERA WHIP |                                  |                               |                                  |                               |                                  |                              |                                  |                               |                                  |  | <b>PITCHER</b>                   | IP WLS BF H R ER SO BB IBB HBP BLK WP HR S P ERA WHIP |                                  |                               |                                  |                                  |                                    |                                  |        |  |  |  |  |  |  |  |  |  |
| Tim Hudson, R (1, 1)<br>ERA: 2.89   | 6.2   |                                  | 28                            | 4                                | 1                             | 1                                | 5                            | 3                                | 1                             | 0                                | 0  | 0                                | 0   | 0                                | 0                             | 73                               | 114                              | 1.35                               | 1.050                            |        |  |  |  |  |  |  |  |  |  |
| Ricardo Rincon, L (7, 1)<br>ERA: 4.35   | 0.1   | H                                | 3                             | 0                                | 0                             | 0                                | 0                            | 2                                | 0                             | 0                                | 0  | 0                                | 0   | 0                                | 4                             | 12                               | 0.00                             | 6.000                              |                                  |        |  |  |  |  |  |  |  |  |  |
| Chad Bradford, R (8, 1)<br>ERA: 4.06  | 1.0   |                                  | 5                             | 1                                | 2                             | 2                                | 0                            | 1                                | 0                             | 0                                | 0  | 0                                | 0   | 1                                | 7                             | 12                               | 18.00                            | 2.000                              |                                  |        |  |  |  |  |  |  |  |  |  |
| Keith Foulke, R (9, 1)<br>ERA: 2.85   | 1.0   | W                                | 6                             | 3                                | 2                             | 2                                | 1                            | 0                                | 0                             | 0                                | 0  | 0                                | 0   | 1                                | 19                            | 23                               | 18.00                            | 3.000                              |                                  |        |  |  |  |  |  |  |  |  |  |

| Batter  | 1   | 2                               | 3                            | 4                                | 5                             | 6                                | 7                             | 8                                | 9                            | AB R H RBI BB SO LOB            | BOTTOM   |                                  |   |                                  |                              |                                  |                              |                                 |                                  |                                    |                                  |        |  |  |  |  |  |  |
|---|---|---------------------------------|------------------------------|----------------------------------|-------------------------------|----------------------------------|-------------------------------|----------------------------------|------------------------------|---------------------------------|--|----------------------------------|---|----------------------------------|------------------------------|----------------------------------|------------------------------|---------------------------------|----------------------------------|------------------------------------|----------------------------------|--------|--|--|--|--|--|--|
| Eric Byrnes, R (1, 8)<br>OBP: 0.379, SLG: 0.541     | 1-1<br>F9   |                                 | 4-0<br>BB                    | 2-1<br>FC8-2<br>3-H              |                               |                                  | 2-1<br>G5-3                   |                                  | 0-0<br>SH3<br>SF9<br>2B      | 4 1 1 0 1 0 2                   | <b>Anaheim Angels @ Oakland Athletics</b><br>Network Associates Coliseum, Oakland, CA<br>Sun Jul 06 2003, 4:05 PM EDT<br>Att: 25,084 - Overcast - 58 F<br><br><b>AB 33</b><br><b>R 6</b><br><b>H 9</b><br><b>RBI 6</b><br><b>BB 5</b><br><b>SO 4</b><br><b>LOB 15</b><br><br> |                                  |   |                                  |                              |                                  |                              |                                 |                                  |                                    |                                  |        |  |  |  |  |  |  |
| Scott Hatteberg, L (1, 3)<br>OBP: 0.351, SLG: 0.380 | 1-2<br>G4-3   |                                 | 4-1<br>BB                    |                                  | 1-0<br>P5                     |                                  | 4-1<br>G5-3<br>1B<br>BB       |                                  | 0-0<br>SH3                   | 2 1 0 0 2 0 0                   |  |                                  |   |                                  |                              |                                  |                              |                                 |                                  |                                    |                                  |        |  |  |  |  |  |  |
| Miguel Tejada, R (1, 6)<br>OBP: 0.299, SLG: 0.429   | 0-1<br>G3   |                                 | 2-2<br>G4-3                  |                                  | 0-1<br>G6-3                   |                                  | 2-2<br>G5-3                   |                                  | 1-2<br>E5<br>SF9             | 5 0 0 0 0 0 5                   |  |                                  |   |                                  |                              |                                  |                              |                                 |                                  |                                    |                                  |        |  |  |  |  |  |  |
| Erubiel Durazo, L (1, 10)<br>OBP: 0.397, SLG: 0.444 |   | 0-1<br>G6-3                     |                              | 4-1<br>1B<br>2B<br>BB            |                               | 0-0<br>G3                        |                               | 4-0<br>1B<br>IBB                 | 0-0<br>SF9                   | 2 1 0 1 2 0 0                   |  |                                  |   |                                  |                              |                                  |                              |                                 |                                  |                                    |                                  |        |  |  |  |  |  |  |
| Ramon Hernandez, R (1, 2)<br>OBP: 0.329, SLG: 0.464 |   | 1-1<br>L8                       |                              | 1-2<br>2B<br>1B                  |                               | 0-1<br>HR                        | 0-1<br>1-3<br>2-H<br>1B       |                                  |                              | 4 2 3 2 0 0 0                   |  |                                  |   |                                  |                              |                                  |                              |                                 |                                  |                                    |                                  |        |  |  |  |  |  |  |
| 3 Eric Chavez, L (1, 5)<br>OBP: 0.320, SLG: 0.481   |   | 2-2<br>F7                       |                              | 2-2<br>2B<br>2B                  |                               | 1-3<br>K                         | 0-2<br>P6                     |                                  |                              | 4 1 1 1 0 1 2                   |  |                                  |   |                                  |                              |                                  |                              |                                 |                                  |                                    |                                  |        |  |  |  |  |  |  |
| Jermaine Dye, R (1, 9)<br>ERA: 4.39                 |   |                                 | 0-2<br>BB<br>BB              | 2-2<br>2B<br>FC8-2<br>1B         |                               | 1-2<br>L8                        |                               | 1-1<br>G3                        |                              | 2 0 2 0 0 0 0<br>2 0 0 0 0 0 0  |  |                                  |   |                                  |                              |                                  |                              |                                 |                                  |                                    |                                  |        |  |  |  |  |  |  |
| Terrence Long, L (5, 9)<br>OBP: 0.303, SLG: 0.392   |   |                                 |                              |                                  |                               |                                  |                               |                                  |                              |                                 |  |                                  |   |                                  |                              |                                  |                              |                                 |                                  |                                    |                                  |        |  |  |  |  |  |  |
| Adam Piatt, R (1, 7)<br>OBP: 0.278, SLG: 0.385      |   |                                 | 3-3<br>K                     | 1-3<br>K                         |                               | 1-0<br>1B                        |                               | 1-3<br>K                         |                              | 4 0 1 0 0 3 4                   |  |                                  |   |                                  |                              |                                  |                              |                                 |                                  |                                    |                                  |        |  |  |  |  |  |  |
| Mark Ellis, R (1, 4)<br>OBP: 0.327, SLG: 0.377      |   |                                 | 2-1<br>F8                    | 3-2<br>1-3<br>2-H<br>2B          |                               | 0-1<br>L7                        |                               | 1-1<br>F7                        |                              | 4 0 1 2 0 0 2                   |  |                                  |   |                                  |                              |                                  |                              |                                 |                                  |                                    |                                  |        |  |  |  |  |  |  |
| <b>Inning Stats</b>                                 | R: 0<br>E: 0<br>K: 0<br>S: 7                          | H: 0<br>LOB: 0<br>BB: 0<br>P: 9 | R: 0<br>E: 0<br>K: 0<br>S: 7 | H: 0<br>LOB: 0<br>BB: 0<br>P: 10 | R: 0<br>E: 0<br>K: 1<br>S: 12 | H: 1<br>LOB: 2<br>BB: 1<br>P: 27 | R: 3<br>E: 0<br>K: 1<br>S: 20 | H: 4<br>LOB: 1<br>BB: 1<br>P: 35 | R: 0<br>E: 0<br>K: 0<br>S: 4 | H: 0<br>LOB: 0<br>BB: 0<br>P: 5 | R: 1<br>E: 0<br>K: 1<br>S: 11  | H: 2<br>LOB: 1<br>BB: 0<br>P: 14 | R: 1<br>E: 0<br>K: 0<br>S: 12                         | H: 1<br>LOB: 2<br>BB: 2<br>P: 24 | R: 0<br>E: 0<br>K: 1<br>S: 7 | H: 0<br>LOB: 0<br>BB: 0<br>P: 10 | R: 1<br>E: 1<br>K: 0<br>S: 7 | H: 1<br>LOB: 1<br>BB: 0<br>P: 8 | 1B: 5<br>2B: 4<br>3B: 0<br>HR: 1 | SF: 1<br>SAC: 1<br>DP: 1<br>HBP: 0 | WP: 0<br>PB: 0<br>SB: 0<br>CS: 0 | PA: 40 |  |  |  |  |  |  |
| <b>PITCHER</b>                                      | IP WLS BF H R ER SO BB IBB HBP BLK WP HR S P ERA WHIP |                                 |                              |                                  |                               |                                  |                               |                                  |                              |                                 |  | <b>PITCHER</b>                   | IP WLS BF H R ER SO BB IBB HBP BLK WP HR S P ERA WHIP |                                  |                              |                                  |                              |                                 |                                  |                                    |                                  |        |  |  |  |  |  |  |
| Jarrod Washburn, L (1, 1)<br>ERA: 4.39              | 6.0   |                                 | 27                           | 7                                | 4                             | 4                                | 3                             | 3                                | 0                            | 0                               | 0  | 0                                | 0   | 0                                | 9                            | 21                               | 13.50                        | 3.000                           |                                  |                                    |                                  |        |  |  |  |  |  |  |
| 62 Scot Shields, R (7, 1)<br>ERA: 1.79              | 0.2   | L                               | 5                            | 1                                | 1                             | 1                                | 0                             | 1                                | 1                            | 0                               | 0  | 0                                | 0   | 0                                | 12                           | 15                               | 0.00                         | 0.600                           |                                  |                                    |                                  |        |  |  |  |  |  |  |
| Scott Schoeneweis, L (7, 1)<br>ERA: 4.55            | 1.2   |                                 | 6                            | 1                                | 1                             | 0                                | 1                             | 0                                | 0                            | 0                               | 0  | 0                                | 0   | 0                                | 5                            | 6                                | 0.00                         | 0.000                           |                                  |                                    |                                  |        |  |  |  |  |  |  |
| Francisco Rodriguez, R (9, 1)<br>ERA: 3.27          | 0.1   |                                 | 2                            | 0                                | 0                             | 0                                | 0                             | 0                                | 0                            | 0                               | 0  | 0                                | 0   | 0                                | 5                            | 6                                | 0.00                         | 0.000                           |                                  |                                    |                                  |        |  |  |  |  |  |  |



| Batter   | 1                            | 2                                | 3                            | 4                                | 5                            | 6                                | 7                             | 8                                | 9                            | AB                               | R                            | H                               | RBI                          | BB                               | SO                           | LOB                              | TOP  |                                  |                                  |                                    |                                  |        |     |    |   |   |    |    |    |     |     |     |    |      |       |       |      |       |
|--|------------------------------|----------------------------------|------------------------------|----------------------------------|------------------------------|----------------------------------|-------------------------------|----------------------------------|------------------------------|----------------------------------|------------------------------|---------------------------------|------------------------------|----------------------------------|------------------------------|----------------------------------|--|----------------------------------|----------------------------------|------------------------------------|----------------------------------|--------|-----|----|---|---|----|----|----|-----|-----|-----|----|------|-------|-------|------|-------|
| Aaron Quiel, L<br>OBP: 0.330, SLG: 0.476<br>(1, 9)     | G6-3                         |                                  | K                            |                                  |                              |                                  |                               | F8                               |                              | 4                                | 1                            | 1                               | 2                            | 0                                | 1                            | 0                                | <b>Kansas City Royals @ Anaheim Angels</b><br>Edison International Field, Anaheim, CA<br>Tue Jul 08 2003, 10:05 PM EDT<br>Att: 34,283 - Sunny - 74 F |                                  |                                  |                                    |                                  |        |     |    |   |   |    |    |    |     |     |     |    |      |       |       |      |       |
| Dest Relaford, S<br>OBP: 0.391, SLG: 0.447<br>(1, 5)   | G4-3                         |                                  |                              |                                  | 2B<br>1B                     |                                  | G3-1                          | K                                |                              | 4                                | 1                            | 1                               | 0                            | 0                                | 1                            | 0                                |  |                                  |                                  |                                    |                                  |        |     |    |   |   |    |    |    |     |     |     |    |      |       |       |      |       |
| Carlos Beltrán, S<br>OBP: 0.381, SLG: 0.444<br>(1, 8)  | K2-3                         |                                  |                              |                                  | K                            |                                  |                               | K                                |                              | 4                                | 0                            | 0                               | 0                            | 0                                | 3                            | 1                                |  |                                  |                                  |                                    |                                  |        |     |    |   |   |    |    |    |     |     |     |    |      |       |       |      |       |
| Raul Ibanez, L<br>OBP: 0.336, SLG: 0.454<br>(1, 7)     |                              | P6                               |                              |                                  | F7                           |                                  |                               | G4-3                             |                              | 4                                | 0                            | 0                               | 0                            | 0                                | 0                            | 1                                |  |                                  |                                  |                                    |                                  |        |     |    |   |   |    |    |    |     |     |     |    |      |       |       |      |       |
| Ken Harvey, R<br>OBP: 0.310, SLG: 0.425<br>(1, 3)      | G6-3                         |                                  |                              |                                  | 1B<br>2B                     |                                  |                               | F8                               |                              | 4                                | 1                            | 2                               | 0                            | 0                                | 0                            | 0                                |  |                                  |                                  |                                    |                                  |        |     |    |   |   |    |    |    |     |     |     |    |      |       |       |      |       |
| Michael Tucker, L<br>OBP: 0.348, SLG: 0.497<br>(1, 10) |                              |                                  |                              |                                  | 4<br>CS                      |                                  |                               | G1-6-3                           |                              | 2                                | 0                            | 1                               | 2                            | 2                                | 0                            | 1                                |  |                                  |                                  |                                    |                                  |        |     |    |   |   |    |    |    |     |     |     |    |      |       |       |      |       |
| 4 Angel Berroa, R<br>OBP: 0.342, SLG: 0.443<br>(1, 6)  | F8                           |                                  |                              |                                  | 2H<br>3H                     |                                  |                               | G5-4-3                           |                              | 3                                | 0                            | 0                               | 0                            | 0                                | 0                            | 2                                |  |                                  |                                  |                                    |                                  |        |     |    |   |   |    |    |    |     |     |     |    |      |       |       |      |       |
| Brent Mayne, L<br>OBP: 0.308, SLG: 0.353<br>(1, 2)     |                              |                                  | K                            |                                  |                              |                                  |                               |                                  |                              | 3                                | 1                            | 2                               | 0                            | 0                                | 1                            | 0                                |  |                                  |                                  |                                    |                                  |        |     |    |   |   |    |    |    |     |     |     |    |      |       |       |      |       |
| Carlos Febles, R<br>OBP: 0.287, SLG: 0.265<br>(1, 4)   |                              |                                  | K                            |                                  |                              |                                  |                               | F7                               |                              | 3                                | 0                            | 0                               | 0                            | 0                                | 1                            | 2                                |  |                                  |                                  |                                    |                                  |        |     |    |   |   |    |    |    |     |     |     |    |      |       |       |      |       |
| <b>Inning Stats</b>                                    | R: 0<br>E: 0<br>K: 1<br>S: 8 | H: 0<br>LOB: 0<br>BB: 0<br>P: 10 | R: 0<br>E: 0<br>K: 0<br>S: 9 | H: 0<br>LOB: 1<br>BB: 1<br>P: 13 | R: 0<br>E: 0<br>K: 3<br>S: 9 | H: 0<br>LOB: 0<br>BB: 0<br>P: 14 | R: 2<br>E: 0<br>K: 1<br>S: 12 | H: 3<br>LOB: 0<br>BB: 0<br>P: 17 | R: 2<br>E: 0<br>K: 0<br>S: 6 | H: 2<br>LOB: 0<br>BB: 0<br>P: 12 | R: 0<br>E: 0<br>K: 0<br>S: 6 | H: 0<br>LOB: 0<br>BB: 0<br>P: 9 | R: 0<br>E: 0<br>K: 0<br>S: 9 | H: 1<br>LOB: 1<br>BB: 1<br>P: 18 | R: 0<br>E: 0<br>K: 2<br>S: 8 | H: 0<br>LOB: 0<br>BB: 0<br>P: 12 | R: 0<br>E: 0<br>K: 0<br>S: 8   | H: 1<br>LOB: 0<br>BB: 0<br>P: 11 | 1B: 5<br>2B: 1<br>3B: 0<br>HR: 1 | SF: 0<br>SAC: 0<br>DP: 2<br>HBP: 0 | WP: 0<br>PB: 0<br>SB: 0<br>CS: 1 | PA: 34 |     |    |   |   |    |    |    |     |     |     |    |      |       |       |      |       |
| <b>PITCHER</b>   | IP                           | WLS                              | BF                           | H                                | R                            | ER                               | SO                            | BB                               | IBB                          | HBP                              | BLK                          | WP                              | HR                           | S                                | P                            | ERA                              | WHIP   | <b>PITCHER</b>                   |                                  |                                    |                                  | IP     | WLS | BF | H | R | ER | SO | BB | IBB | HBP | BLK | WP | HR   | S     | P     | ERA  | WHIP  |
| 41 John Lackey, R<br>ERA: 5.02<br>(8, 1)               | 7.0                          | L                                | 27                           | 6                                | 4                            | 4                                | 5                             | 2                                | 0                            | 0                                | 0                            | 0                               | 1                            | 59                               | 93                           | 5.14                             | 1.143  |                                  |                                  |                                    |                                  | 7.0    | L   | 27 | 6 | 4 | 4  | 5  | 2  | 0   | 0   | 0   | 0  | 1    | 59    | 93    | 5.14 | 1.143 |
| 62 Scot Shields, R<br>ERA: 1.76<br>(9, 1)              | 1.0                          |                                  | 3                            | 0                                | 0                            | 0                                | 2                             | 0                                | 0                            | 0                                | 0                            | 0                               | 0                            | 8                                | 12                           | 0.00                             | 0.000  |                                  |                                  |                                    |                                  | 1.0    |     | 3  | 0 | 0 | 0  | 2  | 0  | 0   | 0   | 0   | 8  | 12   | 0.00  | 0.000 |      |       |
| Scott Schoeneweis, L<br>ERA: 4.4<br>(9, 1)             | 1.0                          |                                  | 3                            | 1                                | 0                            | 0                                | 0                             | 0                                | 0                            | 0                                | 0                            | 0                               | 0                            | 8                                | 11                           | 0.00                             | 1.000  |                                  |                                  |                                    |                                  | 1.0    |     | 3  | 1 | 0 | 0  | 0  | 0  | 0   | 0   | 8   | 11 | 0.00 | 1.000 |       |      |       |

|     |    |
|-----|----|
| AB  | 31 |
| R   | 4  |
| H   | 7  |
| RBI | 4  |
| BB  | 2  |
| SO  | 7  |
| LOB | 7  |



| Batter  | 1                             | 2                                | 3                             | 4                                | 5                            | 6                                | 7                            | 8                               | 9                             | AB                               | R                            | H                                | RBI                           | BB                               | SO                           | LOB                              | BOTTOM   |                                 |                                  |                                    |                                  |        |     |    |   |   |    |    |    |     |     |     |      |       |       |      |       |      |
|---|-------------------------------|----------------------------------|-------------------------------|----------------------------------|------------------------------|----------------------------------|------------------------------|---------------------------------|-------------------------------|----------------------------------|------------------------------|----------------------------------|-------------------------------|----------------------------------|------------------------------|----------------------------------|--|---------------------------------|----------------------------------|------------------------------------|----------------------------------|--------|-----|----|---|---|----|----|----|-----|-----|-----|------|-------|-------|------|-------|------|
| 9 Chone Figgins, S<br>OBP: 0.291, SLG: 0.294<br>(1, 4)    | B3-4                          |                                  | G6-3                          |                                  |                              |                                  |                              | K                               |                               | 4                                | 0                            | 0                                | 0                             | 0                                | 1                            | 1                                | <b>Kansas City Royals @ Anaheim Angels</b><br>Edison International Field, Anaheim, CA<br>Tue Jul 08 2003, 10:05 PM EDT<br>Att: 34,283 - Sunny - 74 F |                                 |                                  |                                    |                                  |        |     |    |   |   |    |    |    |     |     |     |      |       |       |      |       |      |
| Darin Erstad, L<br>OBP: 0.328, SLG: 0.348<br>(1, 8)       | G6-3                          |                                  |                               |                                  |                              |                                  | F7                           | G5-3                            |                               | 3                                | 0                            | 0                                | 0                             | 1                                | 0                            | 1                                |  |                                 |                                  |                                    |                                  |        |     |    |   |   |    |    |    |     |     |     |      |       |       |      |       |      |
| Tim Salmon, R<br>OBP: 0.359, SLG: 0.475<br>(1, 10)        |                               |                                  |                               |                                  |                              |                                  |                              | L5                              |                               | 3                                | 0                            | 0                                | 0                             | 1                                | 0                            | 1                                |  |                                 |                                  |                                    |                                  |        |     |    |   |   |    |    |    |     |     |     |      |       |       |      |       |      |
| 16 Garret Anderson, L<br>OBP: 0.337, SLG: 0.578<br>(1, 7) |                               |                                  |                               |                                  |                              |                                  |                              |                                 |                               | 4                                | 0                            | 1                                | 0                             | 0                                | 0                            | 1                                |  |                                 |                                  |                                    |                                  |        |     |    |   |   |    |    |    |     |     |     |      |       |       |      |       |      |
| Shawn Wooten, R<br>OBP: 0.344, SLG: 0.430<br>(1, 3)       | L3                            |                                  |                               |                                  |                              |                                  |                              | G5-3                            |                               | 4                                | 0                            | 0                                | 0                             | 0                                | 0                            | 2                                |  |                                 |                                  |                                    |                                  |        |     |    |   |   |    |    |    |     |     |     |      |       |       |      |       |      |
| Troy Glaus, R<br>OBP: 0.358, SLG: 0.484<br>(1, 5)         |                               |                                  | K                             |                                  |                              |                                  |                              | F8                              |                               | 4                                | 0                            | 1                                | 0                             | 0                                | 1                            | 0                                |  |                                 |                                  |                                    |                                  |        |     |    |   |   |    |    |    |     |     |     |      |       |       |      |       |      |
| Bengie Molina, R<br>OBP: 0.320, SLG: 0.453<br>(1, 2)      |                               |                                  | G6-3                          |                                  |                              |                                  |                              |                                 |                               | 3                                | 0                            | 0                                | 0                             | 0                                | 0                            | 1                                |  |                                 |                                  |                                    |                                  |        |     |    |   |   |    |    |    |     |     |     |      |       |       |      |       |      |
| Benji Gil, R<br>OBP: 0.229, SLG: 0.303<br>(1, 6)          |                               |                                  |                               |                                  |                              |                                  |                              |                                 |                               | 3                                | 0                            | 1                                | 0                             | 0                                | 1                            | 1                                |  |                                 |                                  |                                    |                                  |        |     |    |   |   |    |    |    |     |     |     |      |       |       |      |       |      |
| Eric Owens, R<br>OBP: 0.255, SLG: 0.273<br>(1, 9)         |                               |                                  | K                             |                                  |                              |                                  |                              | F8                              |                               | 3                                | 0                            | 1                                | 0                             | 0                                | 1                            | 2                                |  |                                 |                                  |                                    |                                  |        |     |    |   |   |    |    |    |     |     |     |      |       |       |      |       |      |
| <b>Inning Stats</b>                                       | R: 0<br>E: 0<br>K: 0<br>S: 11 | H: 1<br>LOB: 2<br>BB: 1<br>P: 18 | R: 0<br>E: 0<br>K: 2<br>S: 15 | H: 1<br>LOB: 0<br>BB: 0<br>P: 23 | R: 0<br>E: 0<br>K: 0<br>S: 7 | H: 0<br>LOB: 1<br>BB: 1<br>P: 14 | R: 0<br>E: 0<br>K: 0<br>S: 6 | H: 0<br>LOB: 0<br>BB: 0<br>P: 9 | R: 0<br>E: 0<br>K: 0<br>S: 11 | H: 1<br>LOB: 1<br>BB: 0<br>P: 17 | R: 0<br>E: 0<br>K: 0<br>S: 9 | H: 0<br>LOB: 0<br>BB: 0<br>P: 13 | R: 0<br>E: 0<br>K: 1<br>S: 10 | H: 1<br>LOB: 1<br>BB: 0<br>P: 19 | R: 0<br>E: 0<br>K: 1<br>S: 9 | H: 0<br>LOB: 0<br>BB: 0<br>P: 15 | R: 0<br>E: 0<br>K: 0<br>S: 5   | H: 0<br>LOB: 0<br>BB: 0<br>P: 6 | 1B: 3<br>2B: 1<br>3B: 0<br>HR: 0 | SF: 0<br>SAC: 0<br>DP: 0<br>HBP: 0 | WP: 0<br>PB: 0<br>SB: 0<br>CS: 0 | PA: 33 |     |    |   |   |    |    |    |     |     |     |      |       |       |      |       |      |
| <b>PITCHER</b>  | IP                            | WLS                              | BF                            | H                                | R                            | ER                               | SO                           | BB                              | IBB                           | HBP                              | BLK                          | WP                               | HR                            | S                                | P                            | ERA                              | WHIP   | <b>PITCHER</b>                  |                                  |                                    |                                  | IP     | WLS | BF | H | R | ER | SO | BB | IBB | HBP | BLK | WP   | HR    | S     | P    | ERA   | WHIP |
| Darrell May, L<br>ERA: 3.62<br>(8, 1)                     | 7.0                           | W                                | 27                            | 4                                | 0                            | 0                                | 3                            | 2                               | 0                             | 0                                | 0                            | 0                                | 0                             | 69                               | 113                          | 0.00                             | 0.857  |                                 |                                  |                                    |                                  | 7.0    | W   | 27 | 4 | 0 | 0  | 3  | 2  | 0   | 0   | 0   | 0    | 69    | 113   | 0.00 | 0.857 |      |
| Jason Grimsley, R<br>ERA: 3.86<br>(9, 1)                  | 1.0                           |                                  | 3                             | 0                                | 0                            | 0                                | 1                            | 0                               | 0                             | 0                                | 0                            | 0                                | 0                             | 9                                | 15                           | 0.00                             | 0.000  |                                 |                                  |                                    |                                  | 1.0    |     | 3  | 0 | 0 | 0  | 1  | 0  | 0   | 0   | 9   | 15   | 0.00  | 0.000 |      |       |      |
| D.J. Carrasco, R<br>ERA: 3.86<br>(9, 1)                   | 1.0                           |                                  | 3                             | 0                                | 0                            | 0                                | 0                            | 0                               | 0                             | 0                                | 0                            | 0                                | 0                             | 5                                | 6                            | 0.00                             | 0.000  |                                 |                                  |                                    |                                  | 1.0    |     | 3  | 0 | 0 | 0  | 0  | 0  | 0   | 5   | 6   | 0.00 | 0.000 |       |      |       |      |

|     |    |
|-----|----|
| AB  | 31 |
| R   | 0  |
| H   | 4  |
| RBI | 0  |
| BB  | 2  |
| SO  | 4  |
| LOB | 10 |













| Batter  | 1                                     | 2                                | 3                                    | 4                                | 5                                    | 6                                | 7                                     | 8                                | 9                                    | AB                               | R                                    | H                                | RBI                                  | BB                               | SO                                   | LOB                              | TOP                              |                                    |  |  |  |  |  |  |  |  |  |
|---|---------------------------------------|----------------------------------|--------------------------------------|----------------------------------|--------------------------------------|----------------------------------|---------------------------------------|----------------------------------|--------------------------------------|----------------------------------|--------------------------------------|----------------------------------|--------------------------------------|----------------------------------|--------------------------------------|----------------------------------|----------------------------------|------------------------------------|--|--|--|--|--|--|--|--|--|
| <b>Chris Gomez, R</b><br>OBP: 0.311, SLG: 0.395<br>(1, 6)   |                                       |                                  |                                      |                                  |                                      |                                  |                                       |                                  |                                      | 4                                | 0                                    | 0                                | 0                                    | 0                                | 1                                    | 4                                |                                  |                                    |  |  |  |  |  |  |  |  |  |
| <b>Doug Mientkiewicz, L</b><br>OBP: 0.354, SLG: 0.462<br>(1, 3)   |                                       |                                  |                                      |                                  |                                      |                                  |                                       |                                  |                                      | 3                                | 0                                    | 0                                | 0                                    | 1                                | 0                                    | 3                                |                                  |                                    |  |  |  |  |  |  |  |  |  |
| <b>Corey Koskie, L</b><br>OBP: 0.369, SLG: 0.495<br><b>Cristian Guzman, S</b><br>OBP: 0.284, SLG: 0.346<br>(1, 5) |                                       |                                  |                                      |                                  |                                      |                                  |                                       |                                  |                                      | 2                                | 0                                    | 0                                | 0                                    | 0                                | 0                                    | 0                                |                                  |                                    |  |  |  |  |  |  |  |  |  |
| <b>Matthew LeCroy, R</b><br>OBP: 0.337, SLG: 0.515<br>(1, 10)   |                                       |                                  |                                      |                                  |                                      |                                  |                                       |                                  |                                      | 4                                | 0                                    | 1                                | 0                                    | 0                                | 1                                    | 2                                |                                  |                                    |  |  |  |  |  |  |  |  |  |
| <b>A.J. Pierzynski, L</b><br>OBP: 0.332, SLG: 0.476<br>(1, 2)   |                                       |                                  |                                      |                                  |                                      |                                  |                                       |                                  |                                      | 4                                | 0                                    | 1                                | 0                                    | 0                                | 0                                    | 1                                |                                  |                                    |  |  |  |  |  |  |  |  |  |
| <b>Bobby Kielty, S</b><br>OBP: 0.370, SLG: 0.424<br>(1, 9)  |                                       |                                  |                                      |                                  |                                      |                                  |                                       |                                  |                                      | 3                                | 0                                    | 0                                | 0                                    | 1                                | 0                                    | 0                                |                                  |                                    |  |  |  |  |  |  |  |  |  |
| <b>Dustan Mohr, R</b><br>OBP: 0.335, SLG: 0.435<br>(1, 7)   |                                       |                                  |                                      |                                  |                                      |                                  |                                       |                                  |                                      | 3                                | 0                                    | 0                                | 0                                    | 1                                | 3                                    | 0                                |                                  |                                    |  |  |  |  |  |  |  |  |  |
| <b>Denny Hocking, S</b><br>OBP: 0.319, SLG: 0.372<br>(1, 8)   |                                       |                                  |                                      |                                  |                                      |                                  |                                       |                                  |                                      | 3                                | 0                                    | 0                                | 0                                    | 1                                | 1                                    | 3                                |                                  |                                    |  |  |  |  |  |  |  |  |  |
| <b>Luis Rivas, R</b><br>OBP: 0.326, SLG: 0.364<br>(1, 4)  |                                       |                                  |                                      |                                  |                                      |                                  |                                       |                                  |                                      | 2                                | 0                                    | 1                                | 0                                    | 0                                | 0                                    | 0                                |                                  |                                    |  |  |  |  |  |  |  |  |  |
| <b>Inning Stats</b>   | R: 0<br>H: 0<br>E: 0<br>K: 1<br>S: 10 | H: 0<br>LOB: 0<br>BB: 0<br>P: 18 | R: 0<br>H: 1<br>E: 0<br>K: 0<br>S: 6 | H: 1<br>LOB: 0<br>BB: 0<br>P: 11 | R: 0<br>H: 0<br>E: 0<br>K: 1<br>S: 9 | H: 0<br>LOB: 2<br>BB: 1<br>P: 18 | R: 0<br>H: 1<br>E: 0<br>K: 2<br>S: 13 | H: 1<br>LOB: 3<br>BB: 2<br>P: 28 | R: 0<br>H: 0<br>E: 1<br>K: 0<br>S: 8 | H: 0<br>LOB: 0<br>BB: 0<br>P: 14 | R: 0<br>H: 1<br>E: 0<br>K: 0<br>S: 7 | H: 1<br>LOB: 1<br>BB: 0<br>P: 10 | R: 0<br>H: 0<br>E: 0<br>K: 1<br>S: 6 | H: 0<br>LOB: 0<br>BB: 0<br>P: 10 | R: 0<br>H: 0<br>E: 0<br>K: 1<br>S: 8 | H: 0<br>LOB: 0<br>BB: 0<br>P: 12 | 1B: 3<br>2B: 1<br>3B: 0<br>HR: 0 | SF: 0<br>SAC: 0<br>DP: 2<br>HBP: 1 | WP: 0<br>PA: 35<br>PB: 0<br>SB: 0<br>CS: 0 |  |  |  |  |  |  |  |  |
| <b>PITCHER</b>  | IP                                    | WLS                              | BF                                   | H                                | R                                    | ER                               | SO                                    | BB                               | IBB                                  | HBP                              | BLK                                  | WP                               | HR                                   | S                                | P                                    | ERA                              | WHIP                             |                                    |  |  |  |  |  |  |  |  |  |
| <b>Ramon Ortiz, R</b><br>ERA: 4.41<br>(1, 1)  | 6.0                                   | W                                | 25                                   | 3                                | 0                                    | 0                                | 5                                     | 4                                | 0                                    | 1                                | 0                                    | 0                                | 0                                    | 56                               | 103                                  | 0.00                             | 1.167                            |                                    |  |  |  |  |  |  |  |  |  |
| <b>62 Scot Shields, R</b><br>ERA: 1.74<br>(7, 1)  | 1.0                                   | H                                | 4                                    | 1                                | 0                                    | 0                                | 0                                     | 0                                | 0                                    | 0                                | 0                                    | 0                                | 0                                    | 7                                | 10                                   | 0.00                             | 1.000                            |                                    |  |  |  |  |  |  |  |  |  |
| <b>Brendan Donnelly, R</b><br>ERA: 0.38<br>(8, 1)   | 2.0                                   | S                                | 6                                    | 0                                | 0                                    | 0                                | 1                                     | 0                                | 0                                    | 0                                | 0                                    | 0                                | 0                                    | 14                               | 22                                   | 0.00                             | 0.000                            |                                    |  |  |  |  |  |  |  |  |  |

Minnesota Twins @ Anaheim Angels  
Edison International Field, Anaheim, CA  
Fri Jul 11 2003, 10:05 PM EDT  
Att: 43,442 - Sunny - 73 F

AB 30  
R 0  
H 4  
RBI 0  
BB 4  
SO 6  
LOB 13



| Batter   | 1                                    | 2                                | 3                                     | 4                                | 5                                    | 6                               | 7                                     | 8                                | 9                                    | AB                               | R                                     | H                                | RBI                                  | BB                               | SO                                    | LOB                              | BOTTOM                           |                                    |  |  |  |  |  |  |  |  |  |
|--|--------------------------------------|----------------------------------|---------------------------------------|----------------------------------|--------------------------------------|---------------------------------|---------------------------------------|----------------------------------|--------------------------------------|----------------------------------|---------------------------------------|----------------------------------|--------------------------------------|----------------------------------|---------------------------------------|----------------------------------|----------------------------------|------------------------------------|--|--|--|--|--|--|--|--|--|
| <b>Darin Erstad, L</b><br>OBP: 0.332, SLG: 0.352<br>(1, 8)   |                                      |                                  |                                       |                                  |                                      |                                 |                                       |                                  |                                      | 3                                | 2                                     | 1                                | 0                                    | 1                                | 0                                     | 0                                |                                  |                                    |  |  |  |  |  |  |  |  |  |
| <b>Scott Spiezio, S</b><br>OBP: 0.328, SLG: 0.437<br>(1, 3)  |                                      |                                  |                                       |                                  |                                      |                                 |                                       |                                  |                                      | 4                                | 1                                     | 1                                | 2                                    | 0                                | 0                                     | 1                                |                                  |                                    |  |  |  |  |  |  |  |  |  |
| <b>Tim Salmon, R</b><br>OBP: 0.370, SLG: 0.489<br><b>Eric Owens, R</b><br>OBP: 0.248, SLG: 0.265<br>(1, 9) |                                      |                                  |                                       |                                  |                                      |                                 |                                       |                                  |                                      | 4                                | 1                                     | 1                                | 2                                    | 0                                | 0                                     | 0                                |                                  |                                    |  |  |  |  |  |  |  |  |  |
| <b>16 Garret Anderson, L</b><br>OBP: 0.345, SLG: 0.594<br>(1, 7)   |                                      |                                  |                                       |                                  |                                      |                                 |                                       |                                  |                                      | 4                                | 1                                     | 2                                | 0                                    | 0                                | 2                                     | 0                                |                                  |                                    |  |  |  |  |  |  |  |  |  |
| <b>Troy Glaus, R</b><br>OBP: 0.352, SLG: 0.475<br>(1, 5)   |                                      |                                  |                                       |                                  |                                      |                                 |                                       |                                  |                                      | 3                                | 0                                     | 1                                | 1                                    | 0                                | 1                                     | 1                                |                                  |                                    |  |  |  |  |  |  |  |  |  |
| <b>Shawn Woolen, R</b><br>OBP: 0.336, SLG: 0.434<br>(1, 10)  |                                      |                                  |                                       |                                  |                                      |                                 |                                       |                                  |                                      | 3                                | 0                                     | 0                                | 0                                    | 0                                | 1                                     | 2                                |                                  |                                    |  |  |  |  |  |  |  |  |  |
| <b>Bengie Molina, R</b><br>OBP: 0.317, SLG: 0.447<br>(1, 2)  |                                      |                                  |                                       |                                  |                                      |                                 |                                       |                                  |                                      | 3                                | 0                                     | 0                                | 0                                    | 0                                | 1                                     | 1                                |                                  |                                    |  |  |  |  |  |  |  |  |  |
| <b>Adam Kennedy, L</b><br>OBP: 0.317, SLG: 0.329<br>(1, 4)   |                                      |                                  |                                       |                                  |                                      |                                 |                                       |                                  |                                      | 3                                | 0                                     | 0                                | 0                                    | 0                                | 1                                     | 0                                |                                  |                                    |  |  |  |  |  |  |  |  |  |
| <b>Benji Gil, R</b><br>OBP: 0.216, SLG: 0.282<br>(1, 6)  |                                      |                                  |                                       |                                  |                                      |                                 |                                       |                                  |                                      | 3                                | 0                                     | 0                                | 0                                    | 0                                | 0                                     | 0                                |                                  |                                    |  |  |  |  |  |  |  |  |  |
| <b>Inning Stats</b>  | R: 0<br>H: 0<br>E: 0<br>K: 0<br>S: 9 | H: 1<br>LOB: 1<br>BB: 0<br>P: 13 | R: 0<br>H: 1<br>E: 0<br>K: 2<br>S: 10 | H: 1<br>LOB: 0<br>BB: 0<br>P: 13 | R: 0<br>H: 0<br>E: 0<br>K: 0<br>S: 6 | H: 0<br>LOB: 0<br>BB: 0<br>P: 7 | R: 1<br>H: 2<br>E: 0<br>K: 0<br>S: 13 | H: 2<br>LOB: 1<br>BB: 0<br>P: 17 | R: 0<br>H: 0<br>E: 0<br>K: 1<br>S: 9 | H: 0<br>LOB: 0<br>BB: 0<br>P: 15 | R: 2<br>H: 2<br>E: 0<br>K: 1<br>S: 11 | H: 2<br>LOB: 0<br>BB: 0<br>P: 21 | R: 0<br>H: 0<br>E: 0<br>K: 1<br>S: 9 | H: 0<br>LOB: 0<br>BB: 0<br>P: 10 | R: 2<br>H: 1<br>E: 0<br>K: 1<br>S: 11 | H: 1<br>LOB: 0<br>BB: 1<br>P: 16 | 1B: 2<br>2B: 2<br>3B: 0<br>HR: 2 | SF: 0<br>SAC: 0<br>DP: 0<br>HBP: 0 | WP: 0<br>PA: 31<br>PB: 0<br>SB: 0<br>CS: 0 |  |  |  |  |  |  |  |  |
| <b>PITCHER</b>   | IP                                   | WLS                              | BF                                    | H                                | R                                    | ER                              | SO                                    | BB                               | IBB                                  | HBP                              | BLK                                   | WP                               | HR                                   | S                                | P                                     | ERA                              | WHIP                             |                                    |  |  |  |  |  |  |  |  |  |
| <b>Johan Santana, L</b><br>ERA: 3.0<br>(1, 1)  | 6.0                                  | L                                | 23                                    | 5                                | 3                                    | 3                               | 3                                     | 4                                | 0                                    | 0                                | 1                                     | 0                                | 0                                    | 9                                | 10                                    | 0.00                             | 0.833                            |                                    |  |  |  |  |  |  |  |  |  |
| <b>Juan Rincon, R</b><br>ERA: 3.33<br>(7, 1)   | 1.0                                  |                                  | 3                                     | 0                                | 0                                    | 0                               | 1                                     | 0                                | 0                                    | 0                                | 0                                     | 0                                | 0                                    | 9                                | 10                                    | 0.00                             | 0.000                            |                                    |  |  |  |  |  |  |  |  |  |
| <b>J.C. Romero, L</b><br>ERA: 4.95<br>(8, 1)   | 1.0                                  |                                  | 5                                     | 1                                | 2                                    | 2                               | 1                                     | 1                                | 0                                    | 0                                | 0                                     | 0                                | 1                                    | 11                               | 16                                    | 18.00                            | 2.000                            |                                    |  |  |  |  |  |  |  |  |  |

Minnesota Twins @ Anaheim Angels  
Edison International Field, Anaheim, CA  
Fri Jul 11 2003, 10:05 PM EDT  
Att: 43,442 - Sunny - 73 F

AB 30  
R 5  
H 6  
RBI 5  
BB 1  
SO 6  
LOB 5





| Batter  | 1                            | 2                                | 3                             | 4                                | 5                            | 6                                | 7                             | 8                                | 9                             | AB                               | R                            | H                                | RBI                           | BB                               | SO                           | LOB                              | TOP  |                                  |                                  |                                    |                                  |        |  |  |  |
|---|------------------------------|----------------------------------|-------------------------------|----------------------------------|------------------------------|----------------------------------|-------------------------------|----------------------------------|-------------------------------|----------------------------------|------------------------------|----------------------------------|-------------------------------|----------------------------------|------------------------------|----------------------------------|--|----------------------------------|----------------------------------|------------------------------------|----------------------------------|--------|--|--|--|
| <b>Chris Gomez, R</b><br>OBP: 0.298, SLG: 0.378<br>(1, 6)       | F9                           |                                  | L9                            |                                  | G6-3                         |                                  |                               | F8                               |                               | 4                                | 0                            | 0                                | 0                             | 0                                | 0                            | 0                                | <b>Minnesota Twins @ Anaheim Angels</b><br>Edison International Field, Anaheim, CA<br>Sat Jul 12 2003, 4:05 PM EDT<br>Att: 43,174 - Sunny - 84 F |                                  |                                  |                                    |                                  |        |  |  |  |
| <b>Bobby Kielty, S</b><br>OBP: 0.371, SLG: 0.423<br>(1, 9)      | 1B                           |                                  | K                             |                                  |                              |                                  |                               | G3                               |                               | 3                                | 0                            | 1                                | 0                             | 1                                | 1                            | 0                                |  |                                  |                                  |                                    |                                  |        |  |  |  |
| <b>Doug Mientkiewicz, L</b><br>OBP: 0.356, SLG: 0.461<br>(1, 3) | P6                           |                                  |                               |                                  | F8                           |                                  |                               |                                  |                               | 3                                | 0                            | 1                                | 0                             | 1                                | 0                            | 1                                |  |                                  |                                  |                                    |                                  |        |  |  |  |
| <b>Tori Hunter, R</b><br>OBP: 0.320, SLG: 0.431<br>(1, 8)       | F8                           |                                  |                               |                                  | G6-3                         |                                  |                               | L7                               |                               | 4                                | 0                            | 0                                | 0                             | 0                                | 0                            | 3                                |  |                                  |                                  |                                    |                                  |        |  |  |  |
| <b>Matthew LeCroy, R</b><br>OBP: 0.335, SLG: 0.514<br>(1, 10)   |                              | P3                               |                               |                                  |                              |                                  |                               |                                  |                               | 4                                | 0                            | 1                                | 0                             | 0                                | 1                            | 1                                |  |                                  |                                  |                                    |                                  |        |  |  |  |
| <b>A.J. Pierzynski, L</b><br>OBP: 0.323, SLG: 0.471<br>(1, 2)   |                              | K                                |                               |                                  | P6                           |                                  |                               |                                  |                               | 3                                | 0                            | 0                                | 0                             | 0                                | 1                            | 1                                |  |                                  |                                  |                                    |                                  |        |  |  |  |
| <b>Dustan Mohr, R</b><br>OBP: 0.335, SLG: 0.438<br>(1, 7)       |                              |                                  |                               |                                  |                              |                                  |                               | L5                               |                               | 3                                | 0                            | 1                                | 0                             | 0                                | 1                            | 0                                |  |                                  |                                  |                                    |                                  |        |  |  |  |
| <b>Denny Hocking, S</b><br>OBP: 0.320, SLG: 0.404<br>(1, 5)     |                              |                                  |                               |                                  |                              |                                  |                               | K                                |                               | 3                                | 1                            | 1                                | 1                             | 0                                | 1                            | 1                                |  |                                  |                                  |                                    |                                  |        |  |  |  |
| <b>Luis Rivas, R</b><br>OBP: 0.322, SLG: 0.359<br>(1, 4)        |                              |                                  |                               | P4                               |                              |                                  |                               |                                  |                               | 3                                | 0                            | 0                                | 0                             | 0                                | 2                            | 0                                |  |                                  |                                  |                                    |                                  |        |  |  |  |
| <b>Inning Stats</b>   | R: 0<br>E: 0<br>K: 0<br>S: 7 | H: 1<br>LOB: 1<br>BB: 0<br>P: 10 | R: 0<br>E: 0<br>K: 1<br>S: 10 | H: 1<br>LOB: 1<br>BB: 0<br>P: 17 | R: 0<br>E: 0<br>K: 1<br>S: 7 | H: 0<br>LOB: 0<br>BB: 0<br>P: 10 | R: 0<br>E: 0<br>K: 0<br>S: 13 | H: 1<br>LOB: 1<br>BB: 0<br>P: 16 | R: 1<br>E: 0<br>K: 0<br>S: 11 | H: 1<br>LOB: 0<br>BB: 0<br>P: 16 | R: 0<br>E: 0<br>K: 0<br>S: 7 | H: 1<br>LOB: 1<br>BB: 1<br>P: 14 | R: 0<br>E: 0<br>K: 1<br>S: 11 | H: 0<br>LOB: 0<br>BB: 0<br>P: 18 | R: 0<br>E: 0<br>K: 1<br>S: 9 | H: 0<br>LOB: 0<br>BB: 1<br>P: 14 | R: 0<br>E: 0<br>K: 1<br>S: 8   | H: 0<br>LOB: 0<br>BB: 1<br>P: 15 | 1B: 2<br>2B: 2<br>3B: 0<br>HR: 1 | SF: 0<br>SAC: 0<br>DP: 1<br>HBP: 0 | WP: 0<br>PB: 0<br>SB: 0<br>CS: 1 | PA: 32 |  |  |  |
| <b>PITCHER</b>  | IP                           | WLS                              | BF                            | H                                | R                            | ER                               | SO                            | BB                               | IBB                           | HBP                              | BLK                          | WP                               | HR                            | S                                | P                            | ERA                              | WHIP   |                                  |                                  |                                    |                                  |        |  |  |  |
| <b>Jarrod Washburn, L</b><br>ERA: 4.22                          | (1, 1)                       | 7.0                              | W                             | 26                               | 5                            | 1                                | 5                             | 1                                | 0                             | 0                                | 0                            | 0                                | 1                             | 66                               | 101                          | 1.29                             | 0.857  |                                  |                                  |                                    |                                  |        |  |  |  |
| <b>Francisco Rodriguez, R</b><br>ERA: 3.0                       | (8, 1)                       | 2.0                              |                               | 6                                | 0                            | 0                                | 0                             | 2                                | 1                             | 0                                | 0                            | 0                                | 0                             | 17                               | 29                           | 0.00                             | 0.500  |                                  |                                  |                                    |                                  |        |  |  |  |

| Batter   | 1                             | 2                                | 3                             | 4                                | 5                             | 6                                | 7                            | 8                               | 9                            | AB                               | R                             | H                                | RBI                           | BB                               | SO                           | LOB                              | BOTTOM   |                                    |                                  |        |  |  |  |  |  |
|--|-------------------------------|----------------------------------|-------------------------------|----------------------------------|-------------------------------|----------------------------------|------------------------------|---------------------------------|------------------------------|----------------------------------|-------------------------------|----------------------------------|-------------------------------|----------------------------------|------------------------------|----------------------------------|--|------------------------------------|----------------------------------|--------|--|--|--|--|--|
| <b>Darin Erstad, L</b><br>OBP: 0.333, SLG: 0.361<br>(1, 8)       | K2-3                          |                                  | K                             |                                  | F8                            |                                  |                              |                                 |                              | 4                                | 1                             | 1                                | 2                             | 1                                | 2                            | 1                                | <b>Minnesota Twins @ Anaheim Angels</b><br>Edison International Field, Anaheim, CA<br>Sat Jul 12 2003, 4:05 PM EDT<br>Att: 43,174 - Sunny - 84 F |                                    |                                  |        |  |  |  |  |  |
| <b>Scott Spiezio, S</b><br>OBP: 0.332, SLG: 0.442<br>(1, 3)      | K                             |                                  |                               |                                  |                               |                                  |                              |                                 |                              | 4                                | 2                             | 3                                | 2                             | 0                                | 1                            | 0                                |  |                                    |                                  |        |  |  |  |  |  |
| <b>Tim Salmon, R</b><br>OBP: 0.370, SLG: 0.486<br>(1, 10)        |                               |                                  |                               |                                  |                               |                                  |                              |                                 |                              | 4                                | 0                             | 1                                | 0                             | 1                                | 2                            | 4                                |  |                                    |                                  |        |  |  |  |  |  |
| <b>16 Garret Anderson, L</b><br>OBP: 0.344, SLG: 0.590<br>(1, 7) | P6                            |                                  |                               |                                  |                               |                                  |                              |                                 |                              | 4                                | 0                             | 1                                | 1                             | 0                                | 1                            | 2                                |  |                                    |                                  |        |  |  |  |  |  |
| <b>Troy Glaus, R</b><br>OBP: 0.351, SLG: 0.475<br>(1, 5)         |                               |                                  |                               |                                  |                               |                                  |                              |                                 |                              | 4                                | 0                             | 1                                | 1                             | 0                                | 0                            | 2                                |  |                                    |                                  |        |  |  |  |  |  |
| <b>Bengie Molina, R</b><br>OBP: 0.312, SLG: 0.440<br>(1, 2)      |                               |                                  |                               |                                  |                               |                                  |                              |                                 |                              | 4                                | 0                             | 0                                | 0                             | 0                                | 0                            | 3                                |  |                                    |                                  |        |  |  |  |  |  |
| <b>Jeff DaVanon, S</b><br>OBP: 0.401, SLG: 0.594<br>(1, 9)       |                               |                                  |                               |                                  |                               |                                  |                              |                                 |                              | 3                                | 2                             | 2                                | 0                             | 1                                | 0                            | 0                                |  |                                    |                                  |        |  |  |  |  |  |
| <b>Adam Kennedy, L</b><br>OBP: 0.320, SLG: 0.329<br>(1, 4)       |                               |                                  |                               |                                  |                               |                                  |                              |                                 |                              | 3                                | 1                             | 1                                | 0                             | 1                                | 1                            | 1                                |  |                                    |                                  |        |  |  |  |  |  |
| <b>9 Chone Figgins, S</b><br>OBP: 0.293, SLG: 0.296<br>(1, 6)    |                               |                                  |                               |                                  |                               |                                  |                              |                                 |                              | 3                                | 0                             | 1                                | 0                             | 0                                | 1                            | 2                                |  |                                    |                                  |        |  |  |  |  |  |
| <b>Inning Stats</b>  | R: 0<br>E: 0<br>K: 2<br>S: 11 | H: 0<br>LOB: 1<br>BB: 1<br>P: 18 | R: 0<br>E: 0<br>K: 1<br>S: 12 | H: 1<br>LOB: 0<br>BB: 0<br>P: 15 | R: 0<br>E: 0<br>K: 3<br>S: 13 | H: 1<br>LOB: 1<br>BB: 0<br>P: 17 | R: 0<br>E: 0<br>K: 0<br>S: 6 | H: 0<br>LOB: 0<br>BB: 0<br>P: 7 | R: 0<br>E: 0<br>K: 0<br>S: 8 | H: 1<br>LOB: 1<br>BB: 0<br>P: 13 | R: 1<br>E: 1<br>K: 1<br>S: 13 | H: 2<br>LOB: 1<br>BB: 0<br>P: 17 | R: 4<br>E: 0<br>K: 0<br>S: 16 | H: 6<br>LOB: 2<br>BB: 0<br>P: 18 | R: 1<br>E: 0<br>K: 1<br>S: 7 | H: 0<br>LOB: 2<br>BB: 3<br>P: 23 | 1B: 9<br>2B: 1<br>3B: 1<br>HR: 0   | SF: 1<br>SAC: 1<br>DP: 0<br>HBP: 0 | WP: 0<br>PB: 0<br>SB: 1<br>CS: 0 | PA: 39 |  |  |  |  |  |
| <b>PITCHER</b>   | IP                            | WLS                              | BF                            | H                                | R                             | ER                               | SO                           | BB                              | IBB                          | HBP                              | BLK                           | WP                               | HR                            | S                                | P                            | ERA                              | WHIP   |                                    |                                  |        |  |  |  |  |  |
| <b>Brad Radke, R</b><br>ERA: 5.49                                | (1, 1)                        | 6.1                              | L                             | 28                               | 8                             | 4                                | 3                            | 7                               | 1                            | 0                                | 0                             | 0                                | 0                             | 5                                | 6                            | ∞                                | ∞  |                                    |                                  |        |  |  |  |  |  |
| <b>J.C. Romero, L</b><br>ERA: 5.2                                | (7, 1)                        | 0.0                              |                               | 3                                | 3                             | 1                                | 1                            | 0                               | 0                            | 0                                | 0                             | 0                                | 0                             | 6                                | 20                           | 9.00                             | 2.000  |                                    |                                  |        |  |  |  |  |  |
| <b>Grant Balfour, R</b><br>ERA: 3.24                             | (7, 1)                        | 1.0                              |                               | 6                                | 0                             | 1                                | 1                            | 0                               | 2                            | 1                                | 0                             | 0                                | 0                             | 6                                | 7                            | 0.00                             | 0.000  |                                    |                                  |        |  |  |  |  |  |
| <b>James Baldwin, R</b><br>ERA: 2.7                              | (8, 1)                        | 0.2                              |                               | 2                                | 0                             | 0                                | 0                            | 1                               | 0                            | 0                                | 0                             | 0                                | 0                             | 4                                | 7                            | 0.00                             | 0.000  |                                    |                                  |        |  |  |  |  |  |

|     |    |
|-----|----|
| AB  | 30 |
| R   | 1  |
| H   | 5  |
| RBI | 1  |
| BB  | 2  |
| SO  | 7  |
| LOB | 7  |



|     |    |
|-----|----|
| AB  | 33 |
| R   | 6  |
| H   | 11 |
| RBI | 6  |
| BB  | 4  |
| SO  | 8  |
| LOB | 15 |





| Batter   | 1                            | 2                                | 3                             | 4                                | 5                            | 6                                | 7                             | 8                                | 9                            | AB                              | R                            | H                                | RBI                           | BB                               | SO                            | LOB                              | TOP                          |                                  |                                   |                                    |                                  |        |  |  |  |
|--|------------------------------|----------------------------------|-------------------------------|----------------------------------|------------------------------|----------------------------------|-------------------------------|----------------------------------|------------------------------|---------------------------------|------------------------------|----------------------------------|-------------------------------|----------------------------------|-------------------------------|----------------------------------|------------------------------|----------------------------------|-----------------------------------|------------------------------------|----------------------------------|--------|--|--|--|
| <b>Chris Gomez, R</b><br>OBP: 0.303, SLG: 0.400 (1, 6)   | G5-3                         |                                  | G4-3                          |                                  | L7                           |                                  | 1B                            |                                  | 3B                           | 5                               | 0                            | 2                                | 0                             | 0                                | 0                             | 1                                |                              |                                  |                                   |                                    |                                  |        |  |  |  |
| <b>Denny Hocking, S</b><br>OBP: 0.314, SLG: 0.394 (1, 5)   | P6                           |                                  |                               | G4-3                             |                              | F7                               | 1B                            |                                  | K                            | 5                               | 0                            | 1                                | 0                             | 0                                | 1                             | 1                                |                              |                                  |                                   |                                    |                                  |        |  |  |  |
| <b>Doug Mientkiewicz, L</b><br>OBP: 0.359, SLG: 0.461 (1, 3)   | G3                           |                                  |                               | K2-3                             |                              | BB                               | 1B                            |                                  | 1B                           | 4                               | 1                            | 2                                | 0                             | 0                                | 1                             | 0                                |                              |                                  |                                   |                                    |                                  |        |  |  |  |
| <b>Bobby Kietly, S</b><br>OBP: 0.370, SLG: 0.420 (1, 9)  |                              | F8                               |                               | HR                               |                              | F7                               |                               |                                  | F7                           | 4                               | 1                            | 1                                | 0                             | 0                                | 0                             | 2                                |                              |                                  |                                   |                                    |                                  |        |  |  |  |
| <b>Torii Hunter, R</b><br>OBP: 0.325, SLG: 0.442 (1, 8)  | 1B                           |                                  |                               | HR                               |                              | 1B                               |                               |                                  | K                            | 3                               | 1                            | 2                                | 2                             | 1                                | 1                             | 1                                |                              |                                  |                                   |                                    |                                  |        |  |  |  |
| <b>A.J. Pierzynski, L</b><br>OBP: 0.334, SLG: 0.475 (1, 2)   |                              |                                  |                               | K2-3                             |                              | 1B                               |                               |                                  |                              | 4                               | 0                            | 3                                | 1                             | 0                                | 1                             | 0                                |                              |                                  |                                   |                                    |                                  |        |  |  |  |
| <b>33 Justin Morneau, L</b><br><b>20 Lew Ford, R</b><br>OBP: 0.386, SLG: 0.510 (7, PR)<br><b>Matthew LeCroy, R</b><br>OBP: 0.333, SLG: 0.511 (8, PH) | G3-6-3                       |                                  |                               |                                  |                              | K                                |                               |                                  | K                            | 2                               | 0                            | 0                                | 0                             | 1                                | 1                             | 2                                |                              |                                  |                                   |                                    |                                  |        |  |  |  |
| <b>Dustan Mohr, R</b><br>OBP: 0.331, SLG: 0.432 (1, 7)<br><b>Cristian Guzman, S</b><br>OBP: 0.293, SLG: 0.345 (9, PH)                                |                              |                                  | K                             |                                  | F9                           |                                  | G6-4-3                        |                                  | F8                           | 3                               | 0                            | 0                                | 0                             | 0                                | 1                             | 1                                |                              |                                  |                                   |                                    |                                  |        |  |  |  |
| <b>Luis Rivas, R</b><br>OBP: 0.325, SLG: 0.361 (1, 4)  |                              |                                  | K                             |                                  |                              |                                  | 1B                            |                                  | K                            | 4                               | 0                            | 2                                | 0                             | 0                                | 2                             | 0                                |                              |                                  |                                   |                                    |                                  |        |  |  |  |
| <b>Inning Stats</b>  | R: 0<br>E: 0<br>K: 0<br>S: 7 | H: 0<br>LOB: 0<br>BB: 0<br>P: 10 | R: 0<br>E: 0<br>K: 0<br>S: 13 | H: 2<br>LOB: 1<br>BB: 0<br>P: 20 | R: 0<br>E: 0<br>K: 2<br>S: 8 | H: 0<br>LOB: 0<br>BB: 0<br>P: 12 | R: 2<br>E: 0<br>K: 2<br>S: 16 | H: 2<br>LOB: 0<br>BB: 0<br>P: 21 | R: 0<br>E: 0<br>K: 1<br>S: 8 | H: 1<br>LOB: 1<br>BB: 0<br>P: 9 | R: 1<br>E: 0<br>K: 0<br>S: 9 | H: 2<br>LOB: 2<br>BB: 1<br>P: 16 | R: 0<br>E: 0<br>K: 0<br>S: 10 | H: 3<br>LOB: 2<br>BB: 1<br>P: 18 | R: 0<br>E: 0<br>K: 2<br>S: 10 | H: 2<br>LOB: 2<br>BB: 0<br>P: 15 | R: 0<br>E: 0<br>K: 2<br>S: 8 | H: 1<br>LOB: 1<br>BB: 0<br>P: 11 | 1B: 11<br>2B: 0<br>3B: 1<br>HR: 1 | SF: 0<br>SAC: 0<br>DP: 2<br>HBP: 0 | WP: 0<br>PB: 0<br>SB: 0<br>CS: 0 | PA: 38 |  |  |  |
| <b>PITCHER</b>   | IP                           | WLS                              | BF                            | H                                | R                            | ER                               | SO                            | BB                               | IBB                          | HBP                             | BLK                          | WP                               | HR                            | S                                | P                             | ERA                              | WHIP                         |                                  |                                   |                                    |                                  |        |  |  |  |
| <b>41 John Lackey, R</b><br>ERA: 4.99 (1, 1)   | 6.0                          | W                                | 25                            | 7                                | 3                            | 3                                | 5                             | 2                                | 0                            | 0                               | 0                            | 0                                | 1                             | 63                               | 94                            | 4.50                             | 1.500                        |                                  |                                   |                                    |                                  |        |  |  |  |
| <b>Ben Weber, R</b><br>ERA: 2.66 (7, 1)  | 1.0                          | H                                | 4                             | 3                                | 0                            | 0                                | 0                             | 0                                | 0                            | 0                               | 0                            | 0                                | 0                             | 8                                | 12                            | 0.00                             | 3.000                        |                                  |                                   |                                    |                                  |        |  |  |  |
| <b>Brendan Donnelly, R</b><br>ERA: 0.38 (8, 1)   | 1.0                          | H                                | 5                             | 2                                | 0                            | 0                                | 2                             | 0                                | 0                            | 0                               | 0                            | 0                                | 0                             | 10                               | 15                            | 0.00                             | 2.000                        |                                  |                                   |                                    |                                  |        |  |  |  |
| <b>Troy Percival, R</b><br>ERA: 2.48 (9, 1)  | 1.0                          |                                  | 4                             | 1                                | 0                            | 0                                | 2                             | 0                                | 0                            | 0                               | 0                            | 0                                | 0                             | 8                                | 11                            | 0.00                             | 1.000                        |                                  |                                   |                                    |                                  |        |  |  |  |

Minnesota Twins @ Anaheim Angels  
Edison International Field, Anaheim, CA  
Sun Jul 13 2003, 4:05 PM EDT  
Att: 38,835 - Sunny - 86 F

|     |    |
|-----|----|
| AB  | 36 |
| R   | 3  |
| H   | 13 |
| RBI | 3  |
| BB  | 2  |
| SO  | 9  |
| LOB | 10 |



| Batter  | 1                             | 2                                | 3                            | 4                                | 5                            | 6                                | 7                             | 8                                | 9                             | AB                               | R                             | H                                | RBI                           | BB                               | SO                            | LOB                              | BOTTOM                           |                                    |                                  |        |  |  |  |  |  |
|---|-------------------------------|----------------------------------|------------------------------|----------------------------------|------------------------------|----------------------------------|-------------------------------|----------------------------------|-------------------------------|----------------------------------|-------------------------------|----------------------------------|-------------------------------|----------------------------------|-------------------------------|----------------------------------|----------------------------------|------------------------------------|----------------------------------|--------|--|--|--|--|--|
| <b>Darin Erstad, L</b><br>OBP: 0.327, SLG: 0.353 (1, 8)       | E5                            |                                  | G3-1                         | CS                               | K                            |                                  | FC6-4                         |                                  |                               | 4                                | 0                             | 0                                | 0                             | 0                                | 1                             | 2                                |                                  |                                    |                                  |        |  |  |  |  |  |
| <b>Scott Spiezio, S</b><br>OBP: 0.331, SLG: 0.443 (1, 3)      | F9                            |                                  |                              |                                  | K                            |                                  |                               |                                  | G6-3                          | 4                                | 0                             | 1                                | 1                             | 0                                | 1                             | 1                                |                                  |                                    |                                  |        |  |  |  |  |  |
| <b>Tim Salmon, R</b><br>OBP: 0.369, SLG: 0.483 (1, 10)        | K                             |                                  | 2B                           |                                  | F7                           |                                  |                               |                                  | 1B                            | 4                                | 1                             | 1                                | 0                             | 0                                | 2                             | 2                                |                                  |                                    |                                  |        |  |  |  |  |  |
| <b>16 Garret Anderson, L</b><br>OBP: 0.345, SLG: 0.597 (1, 7) | K                             |                                  |                              | HR                               |                              | F7                               |                               |                                  | 1B                            | 4                                | 2                             | 2                                | 1                             | 0                                | 1                             | 1                                |                                  |                                    |                                  |        |  |  |  |  |  |
| <b>Troy Glaus, R</b><br>OBP: 0.352, SLG: 0.475 (1, 5)         |                               | F7                               |                              | SH1-3                            | WP                           | G5-3                             |                               |                                  | 1B                            | 4                                | 2                             | 2                                | 1                             | 0                                | 0                             | 0                                |                                  |                                    |                                  |        |  |  |  |  |  |
| <b>Jeff DaVanon, S</b><br>OBP: 0.400, SLG: 0.586 (1, 9)       | K                             |                                  |                              | SH1-3                            |                              | F7                               |                               |                                  | 1B                            | 2                                | 1                             | 0                                | 0                             | 1                                | 1                             | 0                                |                                  |                                    |                                  |        |  |  |  |  |  |
| <b>Bengie Molina, R</b><br>OBP: 0.315, SLG: 0.444 (1, 2)      | F7                            |                                  |                              | 1B                               |                              |                                  |                               |                                  | 1B                            | 4                                | 1                             | 2                                | 2                             | 0                                | 1                             | 0                                |                                  |                                    |                                  |        |  |  |  |  |  |
| <b>Adam Kennedy, L</b><br>OBP: 0.319, SLG: 0.326 (1, 4)       |                               |                                  | G3-1                         | SH1-3                            | P4                           |                                  |                               |                                  | SF7                           | 2                                | 1                             | 0                                | 1                             | 1                                | 1                             | 1                                |                                  |                                    |                                  |        |  |  |  |  |  |
| <b>Benji Gil, R</b><br>OBP: 0.227, SLG: 0.292 (1, 6)          |                               |                                  | SH1-3                        |                                  | CS                           |                                  | FC6-4                         |                                  | K                             | 3                                | 0                             | 2                                | 1                             | 0                                | 1                             | 1                                |                                  |                                    |                                  |        |  |  |  |  |  |
| <b>Inning Stats</b>   | R: 0<br>E: 1<br>K: 2<br>S: 10 | H: 0<br>LOB: 1<br>BB: 0<br>P: 16 | R: 0<br>E: 0<br>K: 1<br>S: 7 | H: 0<br>LOB: 0<br>BB: 0<br>P: 11 | R: 1<br>E: 0<br>K: 1<br>S: 7 | H: 1<br>LOB: 1<br>BB: 1<br>P: 17 | R: 3<br>E: 0<br>K: 0<br>S: 15 | H: 4<br>LOB: 0<br>BB: 0<br>P: 21 | R: 0<br>E: 0<br>K: 0<br>S: 11 | H: 0<br>LOB: 0<br>BB: 0<br>P: 15 | R: 0<br>E: 0<br>K: 2<br>S: 11 | H: 1<br>LOB: 1<br>BB: 0<br>P: 15 | R: 4<br>E: 0<br>K: 1<br>S: 19 | H: 4<br>LOB: 1<br>BB: 1<br>P: 30 | R: 0<br>E: 0<br>K: 1<br>S: 19 | H: 4<br>LOB: 1<br>BB: 1<br>P: 30 | 1B: 7<br>2B: 2<br>3B: 0<br>HR: 1 | SF: 1<br>SAC: 2<br>DP: 0<br>HBP: 0 | WP: 2<br>PB: 0<br>SB: 0<br>CS: 1 | PA: 37 |  |  |  |  |  |
| <b>PITCHER</b>  | IP                            | WLS                              | BF                           | H                                | R                            | ER                               | SO                            | BB                               | IBB                           | HBP                              | BLK                           | WP                               | HR                            | S                                | P                             | ERA                              | WHIP                             |                                    |                                  |        |  |  |  |  |  |
| <b>Kyle Lohse, R</b><br>ERA: 4.78 (1, 1)                      | 4.0                           | L                                | 18                           | 5                                | 4                            | 4                                | 4                             | 1                                | 0                             | 0                                | 0                             | 0                                | 1                             | 39                               | 65                            | 9.00                             | 1.500                            |                                    |                                  |        |  |  |  |  |  |
| <b>Juan Rincon, R</b><br>ERA: 3.12 (5, 1)                     | 3.0                           |                                  | 10                           | 1                                | 0                            | 0                                | 4                             | 0                                | 0                             | 0                                | 0                             | 0                                | 0                             | 31                               | 42                            | 0.00                             | 0.333                            |                                    |                                  |        |  |  |  |  |  |
| <b>LaTroy Hawkins, R</b><br>ERA: 2.56 (8, 1)                  | 0.1                           |                                  | 6                            | 4                                | 4                            | 4                                | 0                             | 1                                | 0                             | 0                                | 0                             | 0                                | 0                             | 12                               | 19                            | 108.00                           | 15.000                           |                                    |                                  |        |  |  |  |  |  |
| <b>Eddie Guardado, L</b><br>ERA: 3.75 (8, 1)                  | 0.2                           |                                  | 2                            | 0                                | 0                            | 0                                | 1                             | 0                                | 0                             | 0                                | 0                             | 1                                | 0                             | 7                                | 11                            | 0.00                             | 0.000                            |                                    |                                  |        |  |  |  |  |  |

Minnesota Twins @ Anaheim Angels  
Edison International Field, Anaheim, CA  
Sun Jul 13 2003, 4:05 PM EDT  
Att: 38,835 - Sunny - 86 F

|     |    |
|-----|----|
| AB  | 31 |
| R   | 8  |
| H   | 10 |
| RBI | 7  |
| BB  | 2  |
| SO  | 9  |
| LOB | 8  |





| Batter   | 1                                     | 2                                | 3                                    | 4                                | 5                                    | 6                               | 7                                     | 8                                | 9                                    | AB                              | R                                     | H                                | RBI                                   | BB                               | SO                                   | LOB                             | TOP  |                                      |                                  |                                  |                                    |                                  |        |  |  |  |  |
|--|---------------------------------------|----------------------------------|--------------------------------------|----------------------------------|--------------------------------------|---------------------------------|---------------------------------------|----------------------------------|--------------------------------------|---------------------------------|---------------------------------------|----------------------------------|---------------------------------------|----------------------------------|--------------------------------------|---------------------------------|--|--------------------------------------|----------------------------------|----------------------------------|------------------------------------|----------------------------------|--------|--|--|--|--|
| Darin Erstad, L (1, 8)<br>OBP: 0.325, SLG: 0.351       |                                       |                                  |                                      |                                  |                                      |                                 |                                       |                                  |                                      | 4                               | 0                                     | 1                                | 0                                     | 0                                | 3                                    | 0                               | Anaheim Angels @ Baltimore Orioles<br>Oriole Park at Camden Yards, Baltimore, MD<br>Thu Jul 17 2003, 7:05 PM EDT<br>Att: 32,554 - Sunny - 84 F |                                      |                                  |                                  |                                    |                                  |        |  |  |  |  |
| Scott Spiezio, S (1, 3)<br>OBP: 0.333, SLG: 0.445      |                                       |                                  |                                      |                                  |                                      |                                 |                                       |                                  |                                      | 3                               | 1                                     | 1                                | 0                                     | 1                                | 0                                    | 0                               |  |                                      |                                  |                                  |                                    |                                  |        |  |  |  |  |
| Tim Salmon, R (1, 10)<br>OBP: 0.370, SLG: 0.483        |                                       |                                  |                                      |                                  |                                      |                                 |                                       |                                  |                                      | 4                               | 0                                     | 2                                | 0                                     | 0                                | 1                                    | 1                               |  |                                      |                                  |                                  |                                    |                                  |        |  |  |  |  |
| 16 Garret Anderson, L (1, 7)<br>OBP: 0.344, SLG: 0.598 |                                       |                                  |                                      |                                  |                                      |                                 |                                       |                                  |                                      | 3                               | 0                                     | 1                                | 1                                     | 0                                | 0                                    | 1                               |  |                                      |                                  |                                  |                                    |                                  |        |  |  |  |  |
| Troy Glaus, R (1, 5)<br>OBP: 0.354, SLG: 0.472         |                                       |                                  |                                      |                                  |                                      |                                 |                                       |                                  |                                      | 2                               | 0                                     | 0                                | 0                                     | 2                                | 0                                    | 1                               |  |                                      |                                  |                                  |                                    |                                  |        |  |  |  |  |
| Jeff DaVanon, S (1, 9)<br>OBP: 0.391, SLG: 0.571       |                                       |                                  |                                      |                                  |                                      |                                 |                                       |                                  |                                      | 4                               | 0                                     | 0                                | 0                                     | 0                                | 2                                    | 3                               |  |                                      |                                  |                                  |                                    |                                  |        |  |  |  |  |
| Bengie Molina, R (1, 2)<br>OBP: 0.311, SLG: 0.440      |                                       |                                  |                                      |                                  |                                      |                                 |                                       |                                  |                                      | 3                               | 0                                     | 0                                | 0                                     | 0                                | 0                                    | 2                               |  |                                      |                                  |                                  |                                    |                                  |        |  |  |  |  |
| Adam Kennedy, L (1, 4)<br>OBP: 0.319, SLG: 0.323       |                                       |                                  |                                      |                                  |                                      |                                 |                                       |                                  |                                      | 2                               | 0                                     | 0                                | 0                                     | 1                                | 0                                    | 0                               |  |                                      |                                  |                                  |                                    |                                  |        |  |  |  |  |
| David Eckstein, R (1, 6)<br>OBP: 0.312, SLG: 0.309     |                                       |                                  |                                      |                                  |                                      |                                 |                                       |                                  |                                      | 3                               | 0                                     | 0                                | 0                                     | 0                                | 0                                    | 3                               |  |                                      |                                  |                                  |                                    |                                  |        |  |  |  |  |
| <b>Inning Stats</b>                                    | R: 0<br>H: 1<br>E: 0<br>K: 1<br>S: 15 | H: 1<br>LOB: 1<br>BB: 0<br>P: 24 | R: 0<br>H: 0<br>E: 0<br>K: 1<br>S: 7 | H: 0<br>LOB: 0<br>BB: 0<br>P: 10 | R: 0<br>H: 0<br>E: 0<br>K: 1<br>S: 7 | H: 0<br>LOB: 0<br>BB: 0<br>P: 9 | R: 1<br>H: 2<br>E: 0<br>K: 0<br>S: 10 | H: 2<br>LOB: 0<br>BB: 0<br>P: 17 | R: 0<br>H: 0<br>E: 0<br>K: 1<br>S: 7 | H: 0<br>LOB: 0<br>BB: 0<br>P: 9 | R: 0<br>H: 1<br>E: 0<br>K: 1<br>S: 14 | H: 1<br>LOB: 1<br>BB: 1<br>P: 20 | R: 0<br>H: 1<br>E: 0<br>K: 0<br>S: 18 | H: 1<br>LOB: 3<br>BB: 2<br>P: 31 | R: 0<br>H: 0<br>E: 0<br>K: 1<br>S: 5 | H: 0<br>LOB: 0<br>BB: 0<br>P: 7 |  | R: 0<br>H: 0<br>E: 0<br>K: 0<br>S: 5 | H: 0<br>LOB: 0<br>BB: 1<br>P: 12 | 1B: 3<br>2B: 3<br>3B: 0<br>HR: 0 | SF: 1<br>SAC: 0<br>DP: 2<br>HBP: 0 | WP: 0<br>PB: 0<br>SB: 0<br>CS: 0 | PA: 33 |  |  |  |  |
| <b>PITCHER</b>   | IP                                    | WLS                              | BF                                   | H                                | R                                    | ER                              | SO                                    | BB                               | IBB                                  | HBP                             | BLK                                   | WP                               | HR                                    | S                                | P                                    | ERA                             | WHIP   |                                      |                                  |                                  |                                    |                                  |        |  |  |  |  |
| Rodrigo Lopez, R (1, 1)<br>ERA: 5.23                   | 7.0                                   | W                                | 27                                   | 5                                | 1                                    | 1                               | 5                                     | 2                                | 1                                    | 0                               | 0                                     | 0                                | 0                                     | 78                               | 120                                  | 1.29                            | 1.000  |                                      |                                  |                                  |                                    |                                  |        |  |  |  |  |
| B.J. Ryan, L (8, 1)<br>ERA: 5.54                       | 0.2                                   | H                                | 2                                    | 0                                | 0                                    | 0                               | 1                                     | 0                                | 0                                    | 0                               | 0                                     | 0                                | 0                                     | 4                                | 6                                    | 0.00                            | 0.000  |                                      |                                  |                                  |                                    |                                  |        |  |  |  |  |
| Kerry Ligtenberg, R (8, 1)<br>ERA: 3.19                | 0.1                                   | H                                | 1                                    | 0                                | 0                                    | 0                               | 0                                     | 0                                | 0                                    | 0                               | 0                                     | 0                                | 0                                     | 1                                | 1                                    | 0.00                            | 0.000  |                                      |                                  |                                  |                                    |                                  |        |  |  |  |  |
| Jorge Julio, R (9, 1)<br>ERA: 4.08                     | 1.0                                   | S                                | 3                                    | 0                                | 0                                    | 0                               | 0                                     | 1                                | 0                                    | 0                               | 0                                     | 0                                | 0                                     | 5                                | 12                                   | 0.00                            | 1.000  |                                      |                                  |                                  |                                    |                                  |        |  |  |  |  |

|     |    |
|-----|----|
| AB  | 28 |
| R   | 1  |
| H   | 5  |
| RBI | 1  |
| BB  | 4  |
| SO  | 6  |
| LOB | 11 |

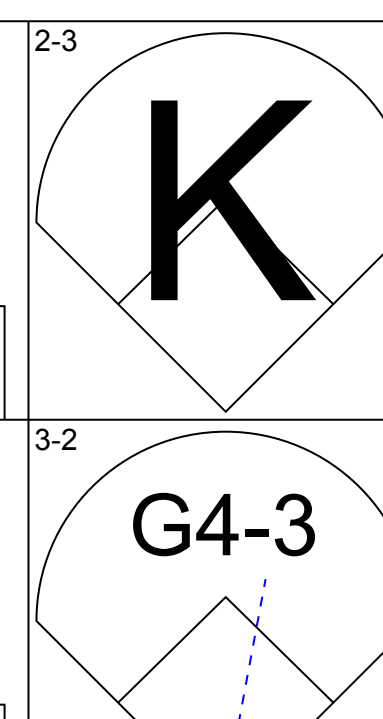
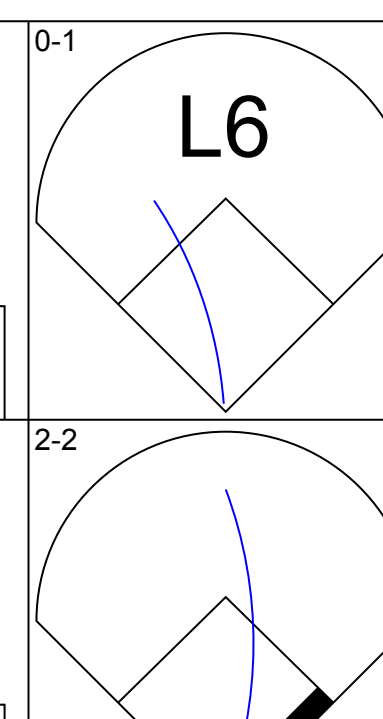
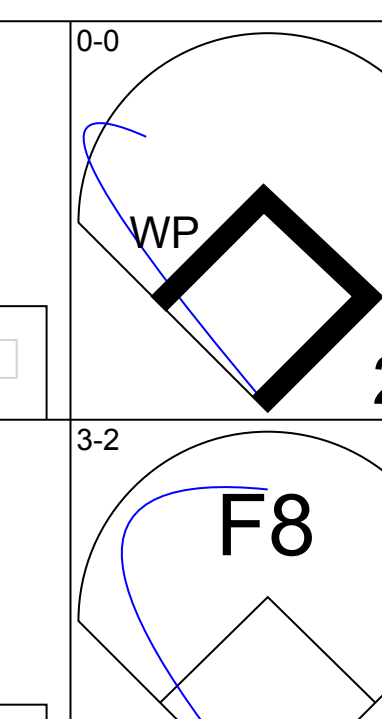
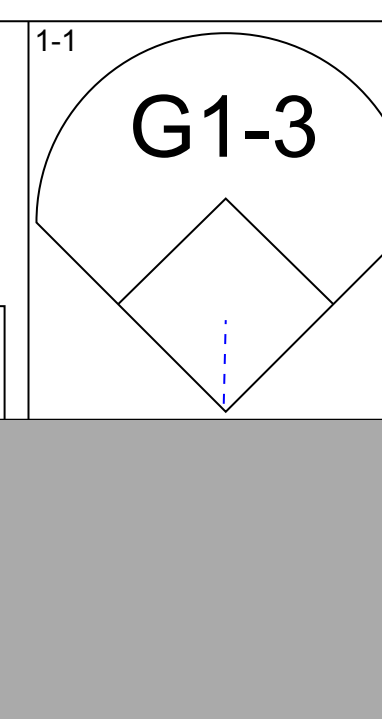
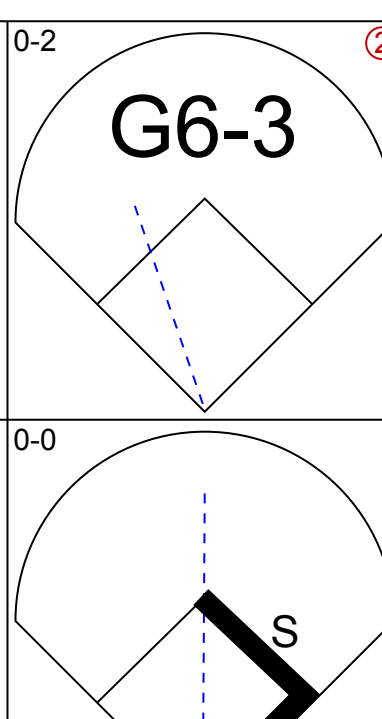
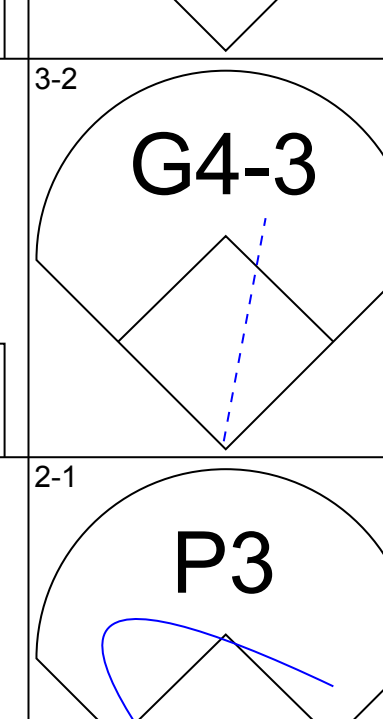
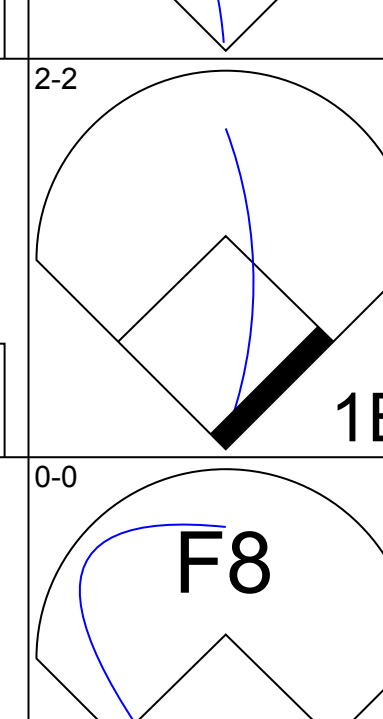
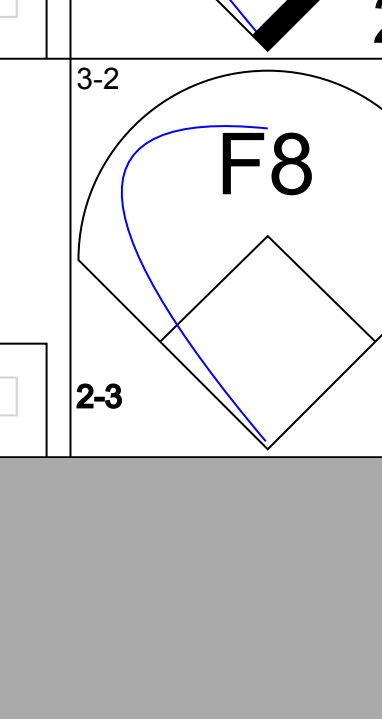
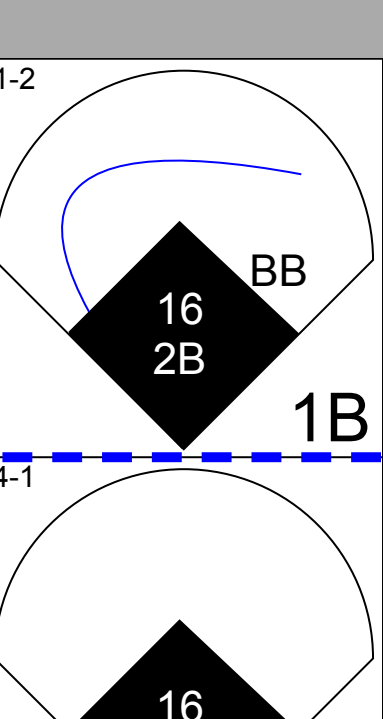
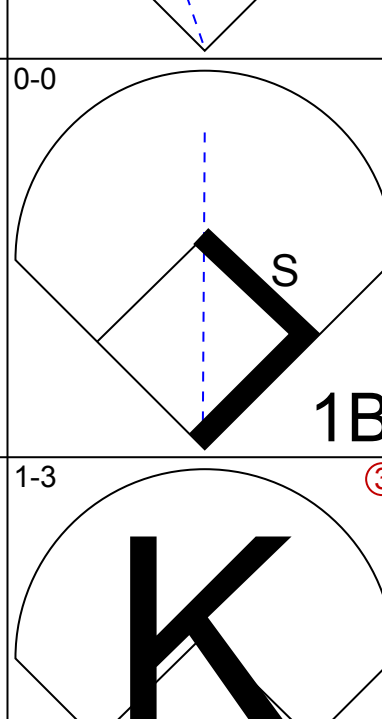
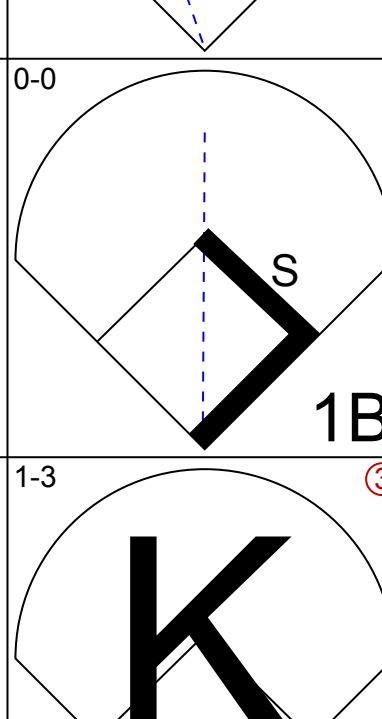
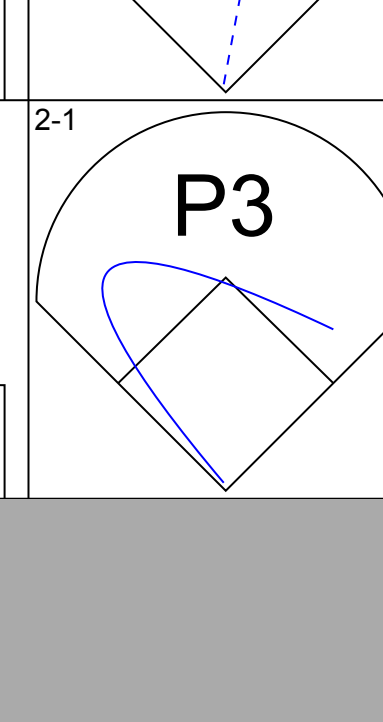
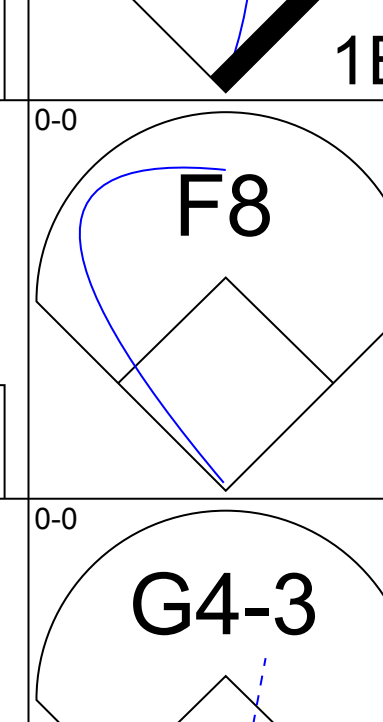
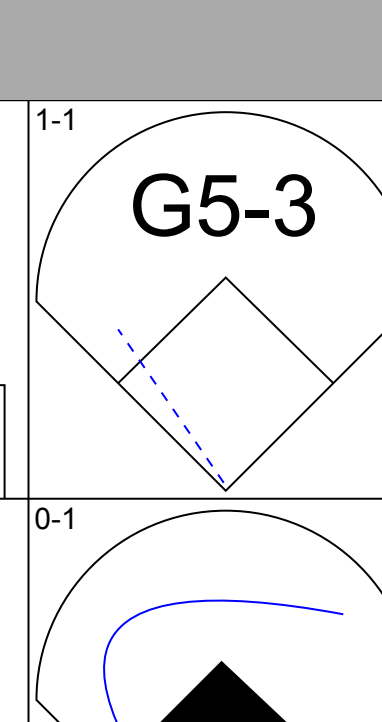
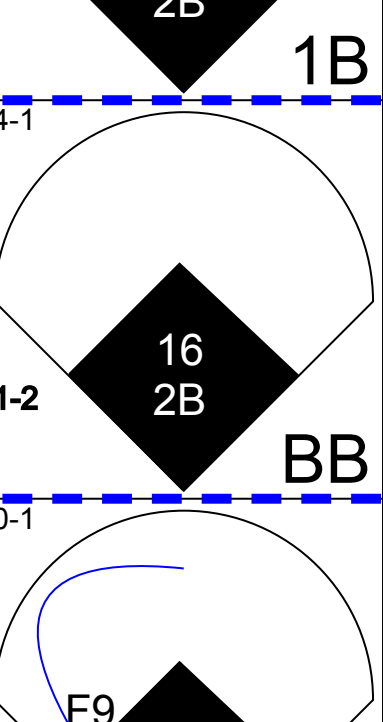
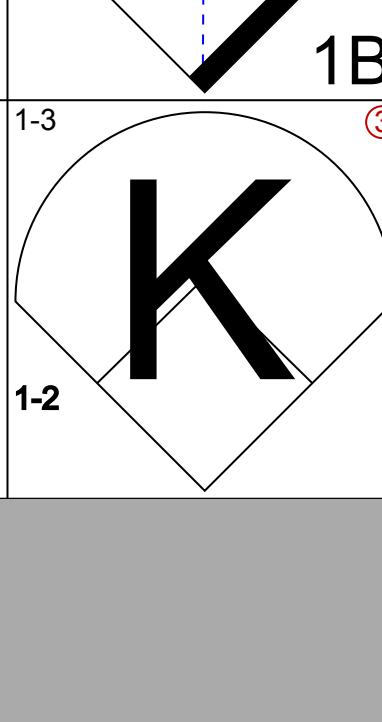
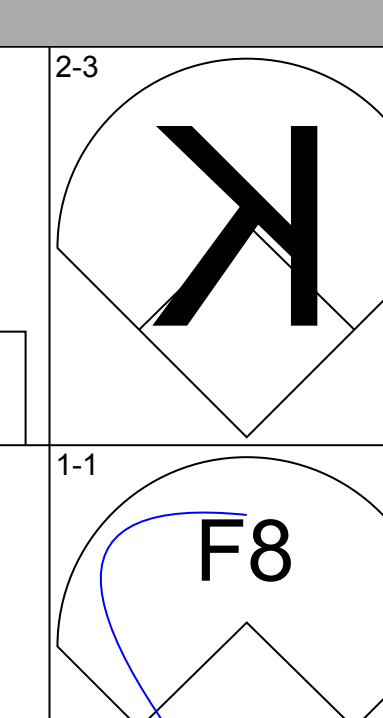
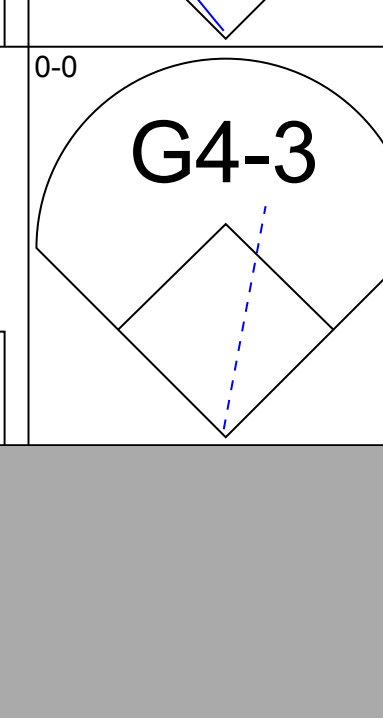
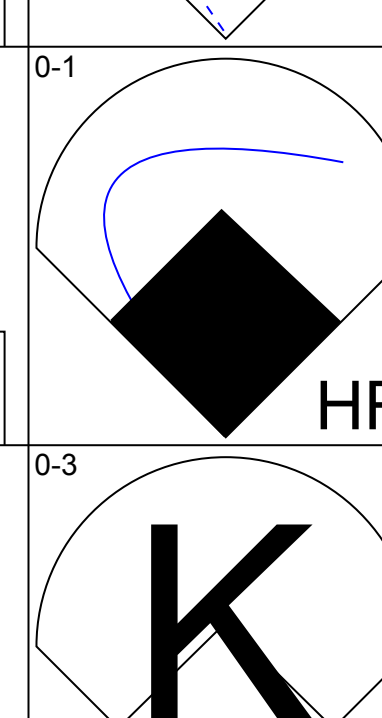
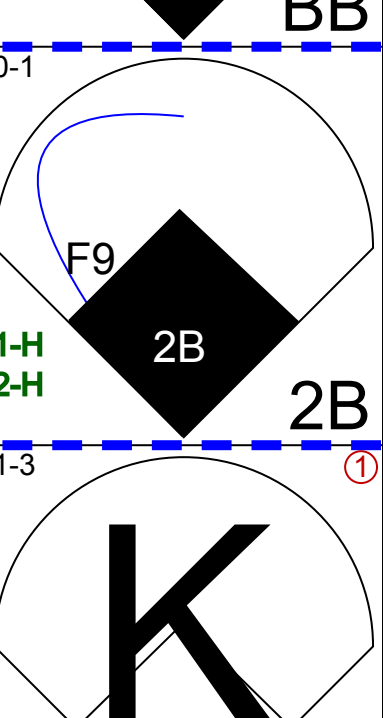
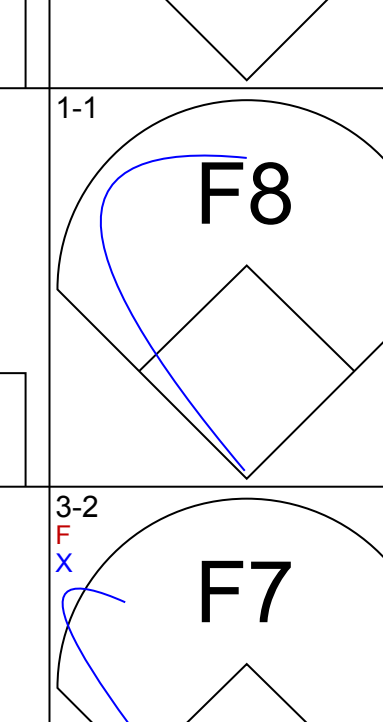
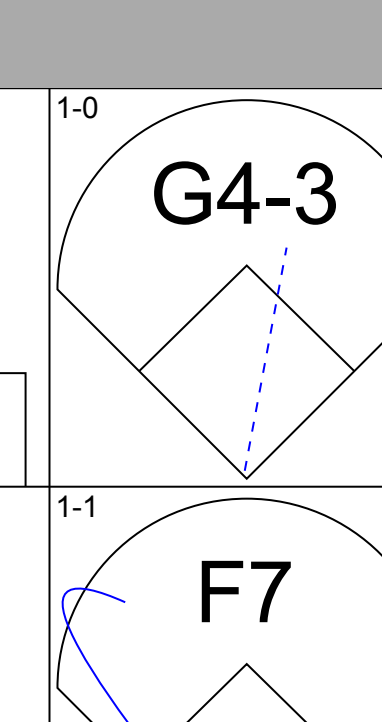
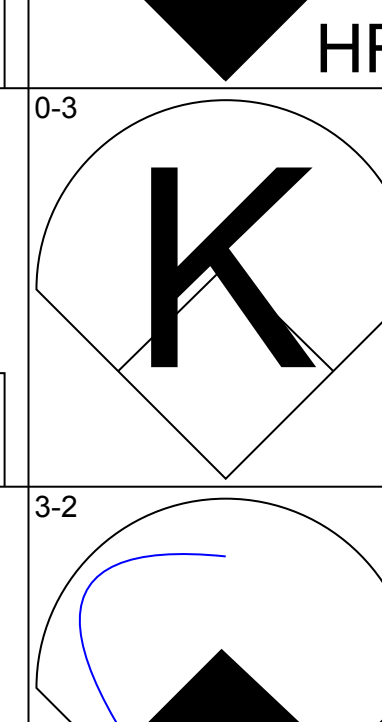
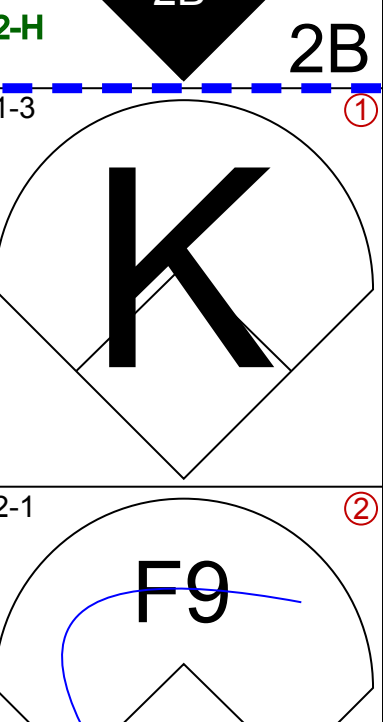
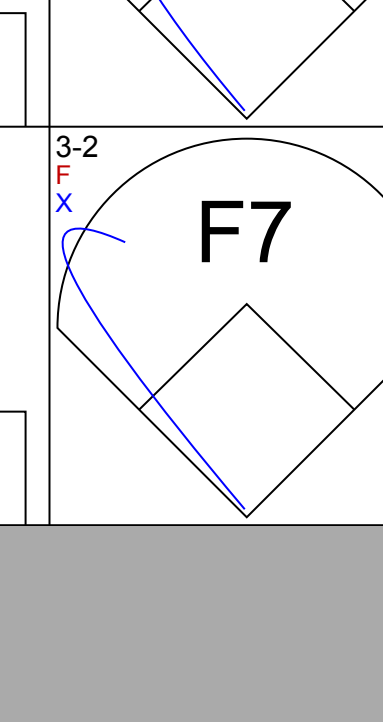
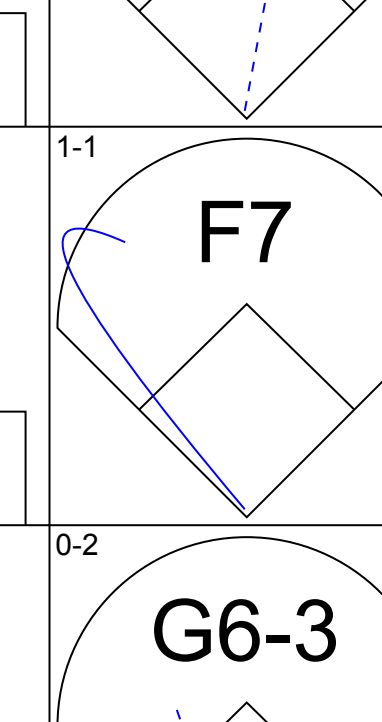
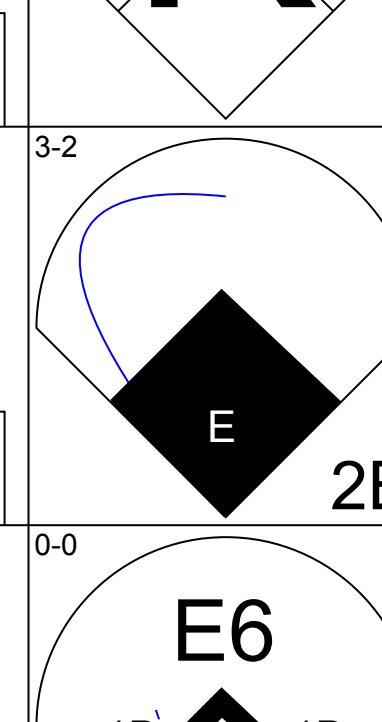
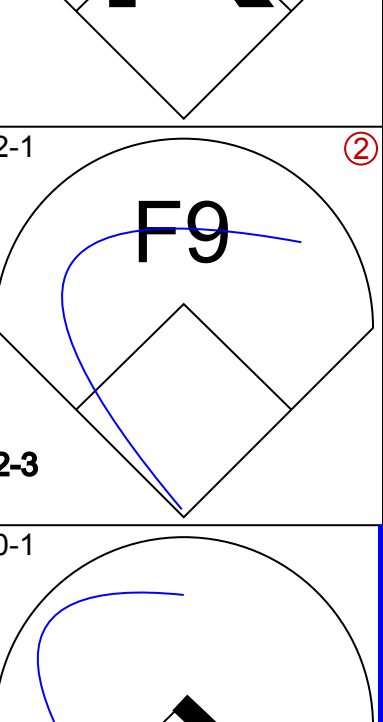
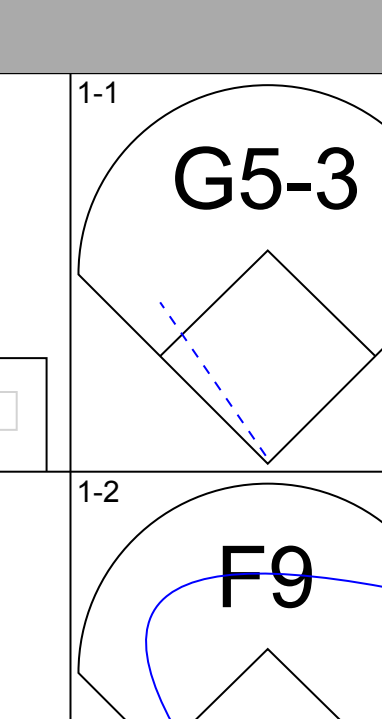
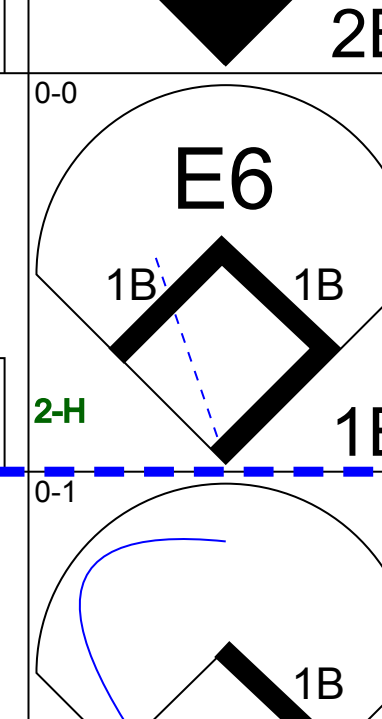
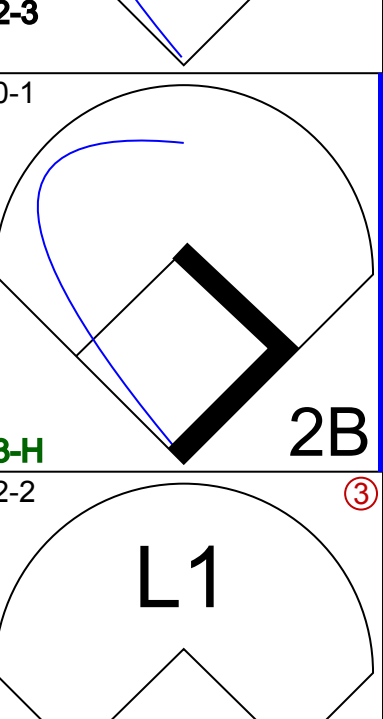
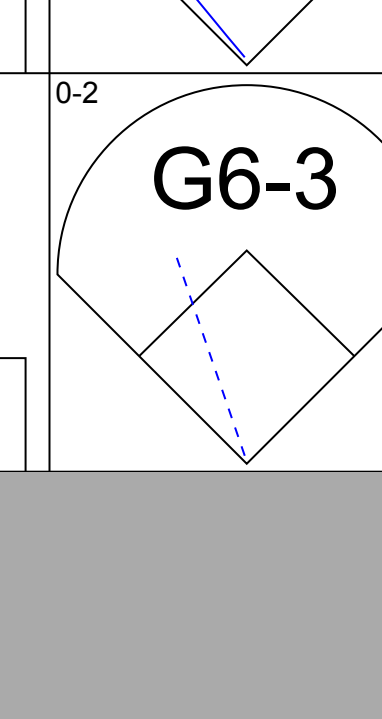
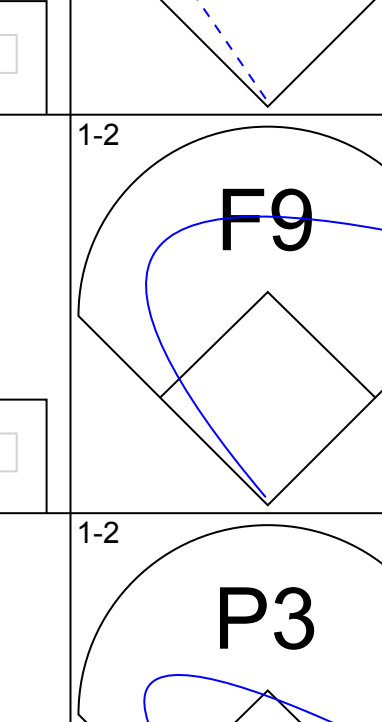
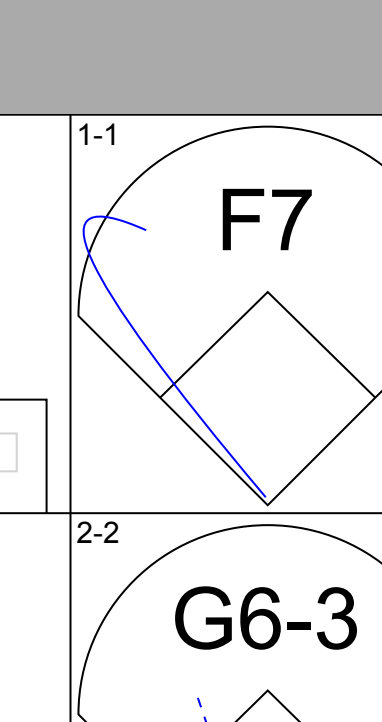
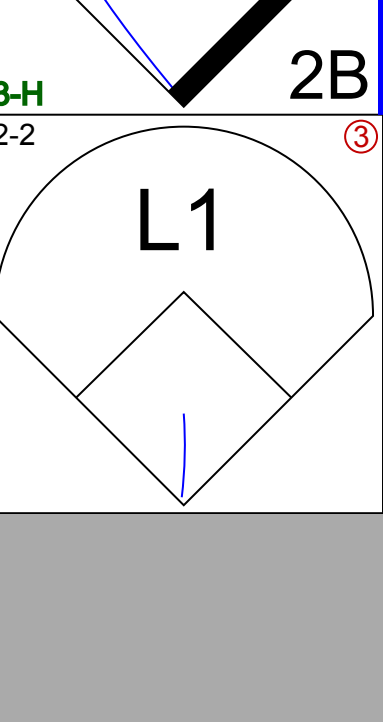
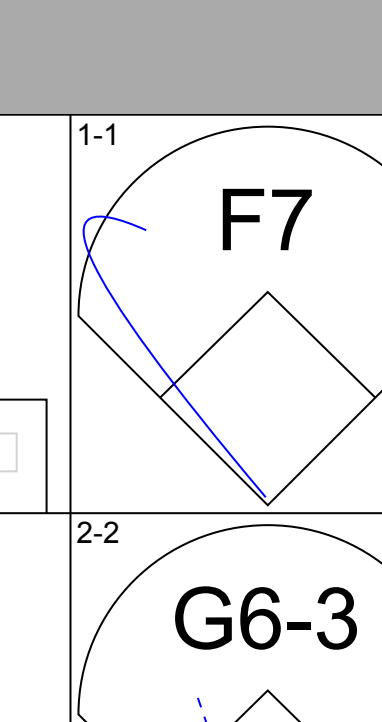
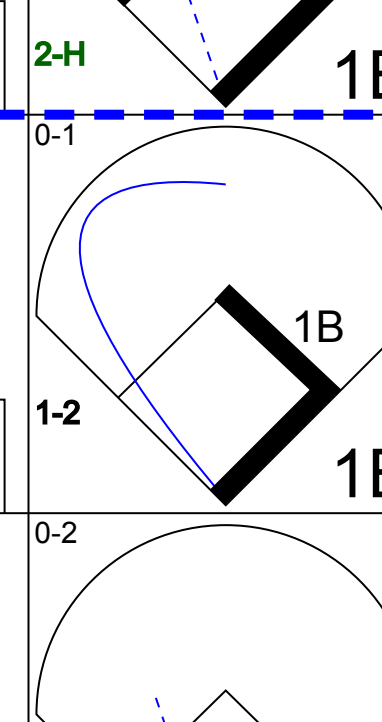
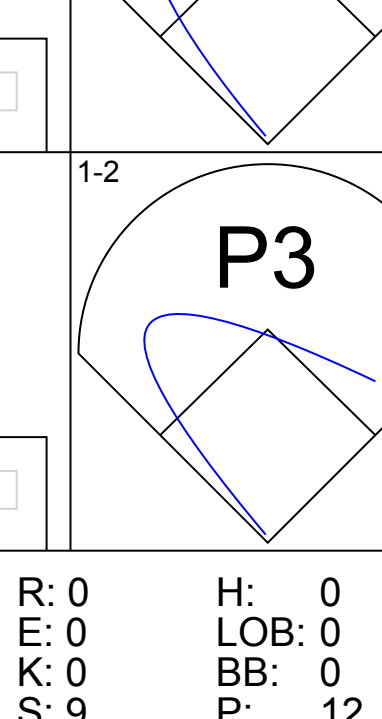
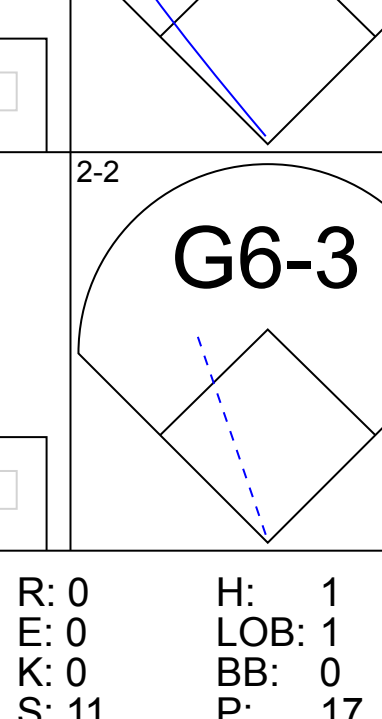
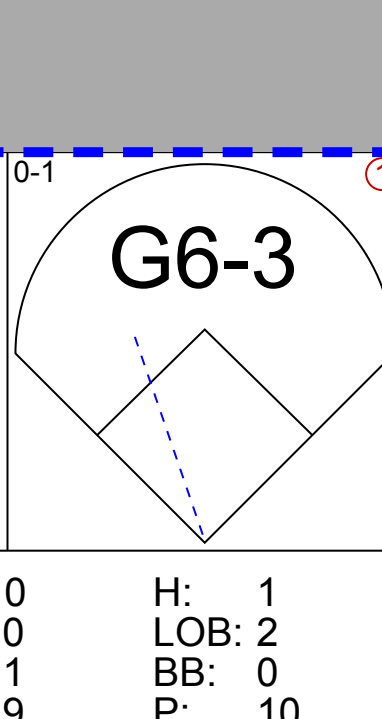


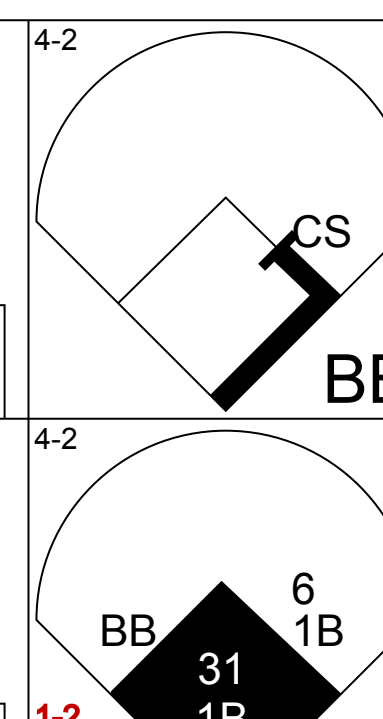
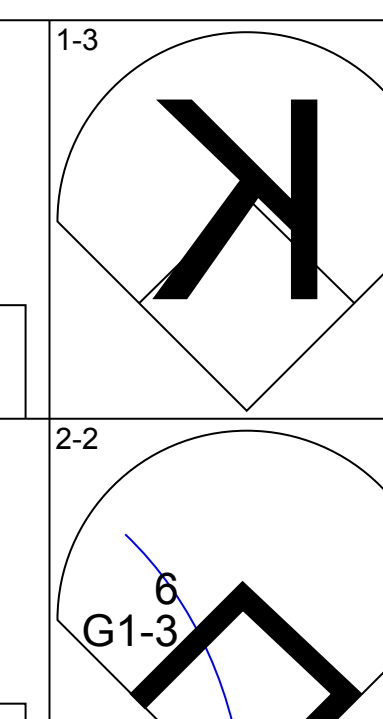
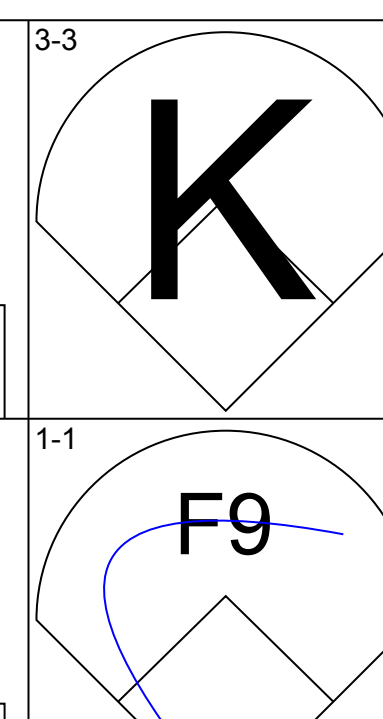
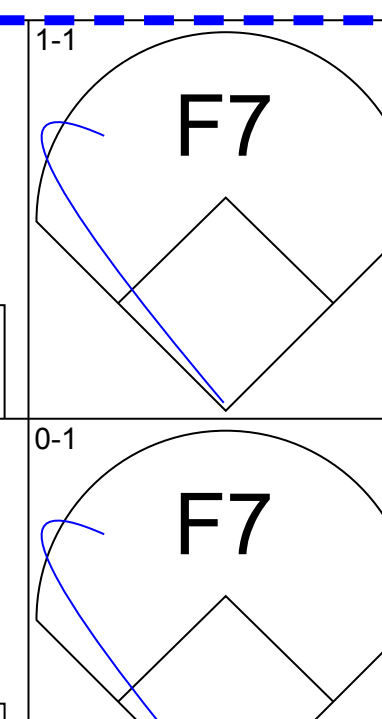
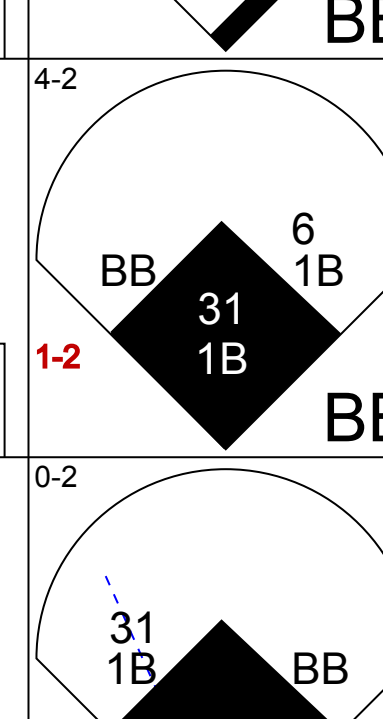
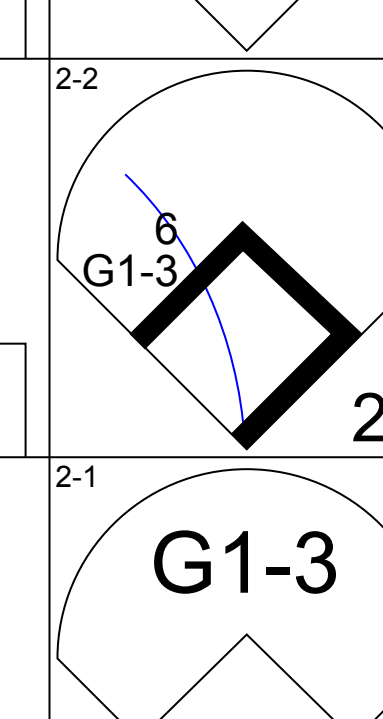
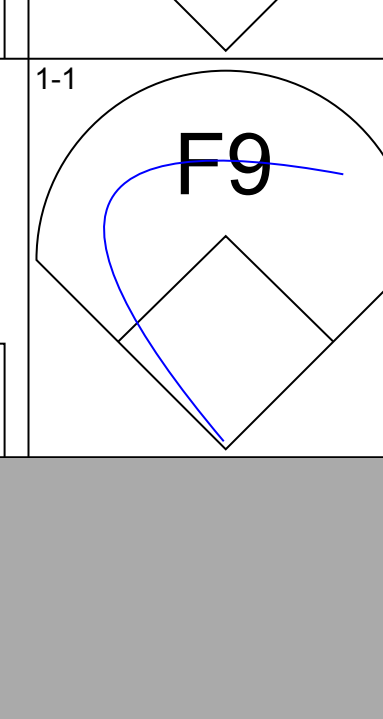
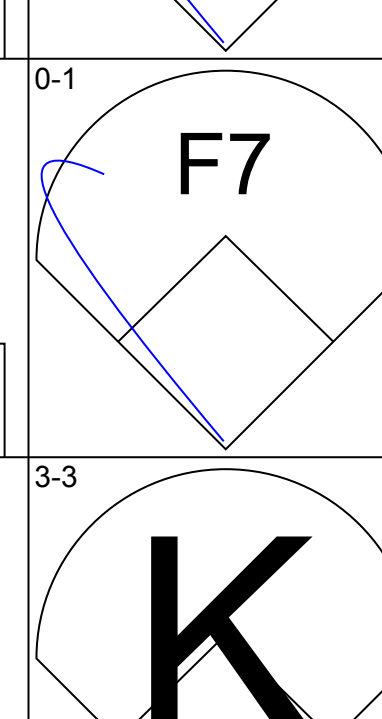
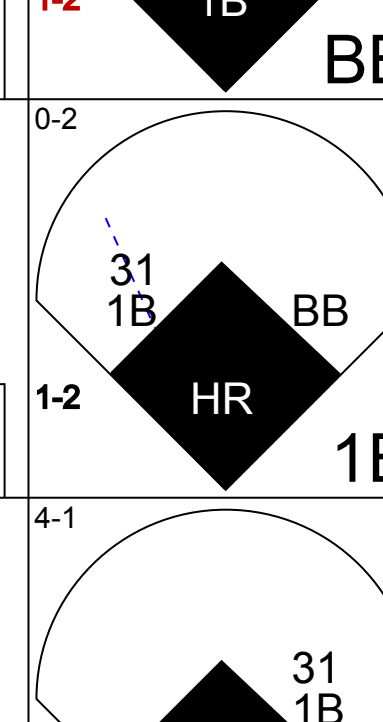
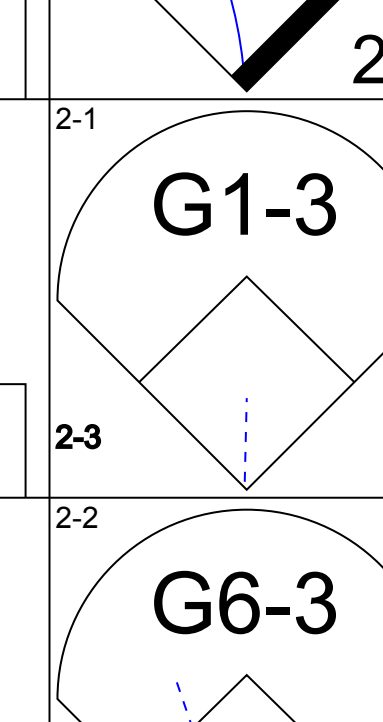
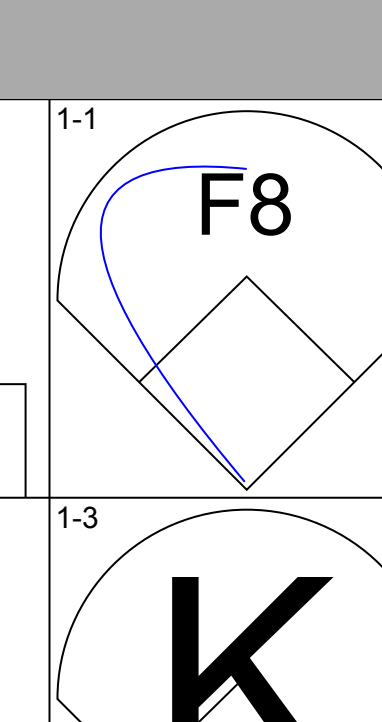
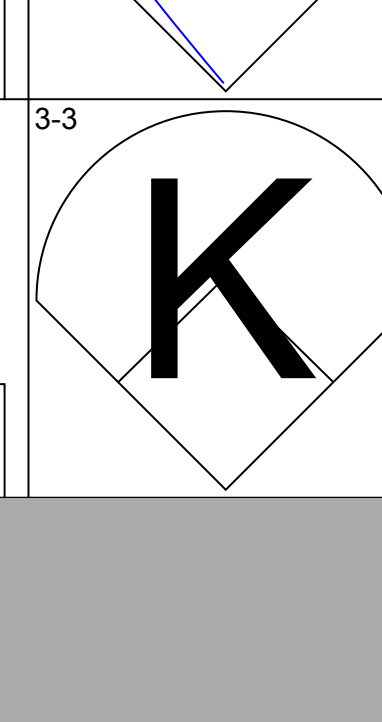
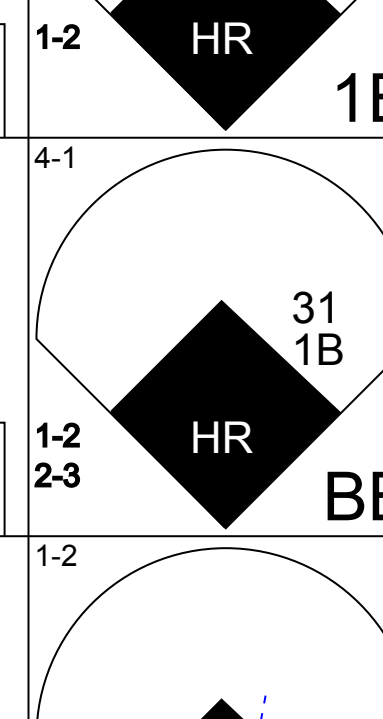
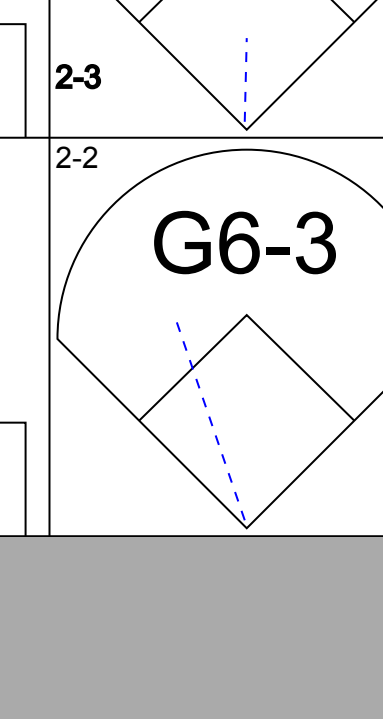
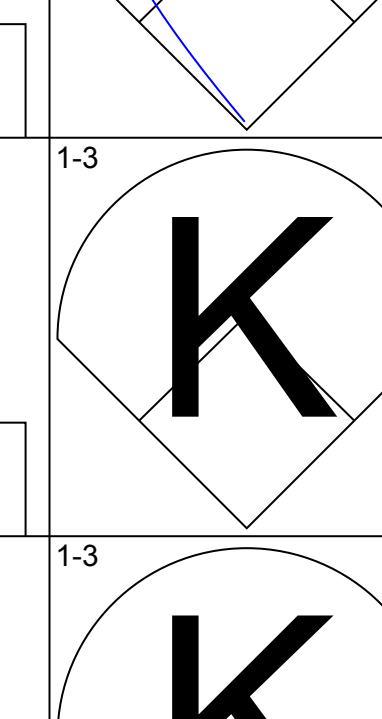
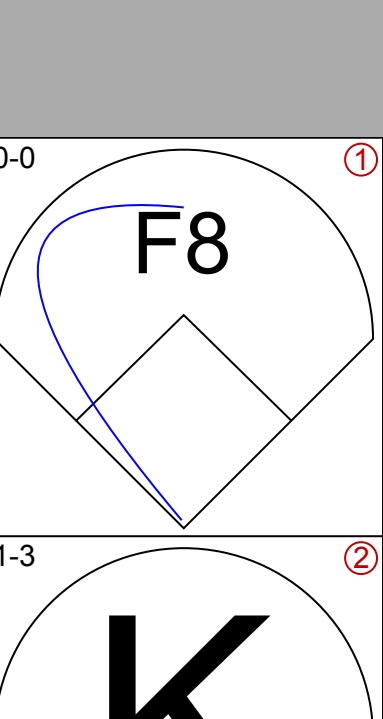
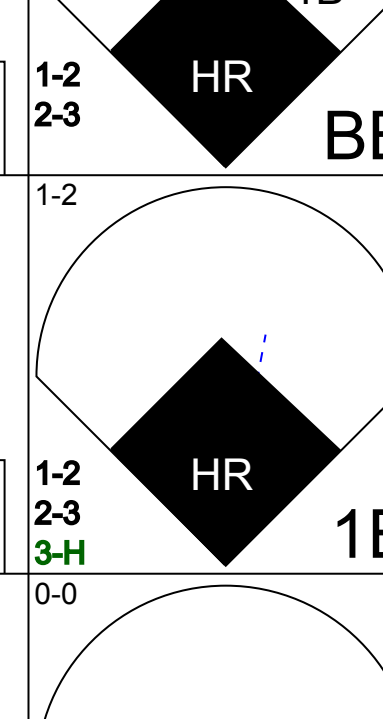
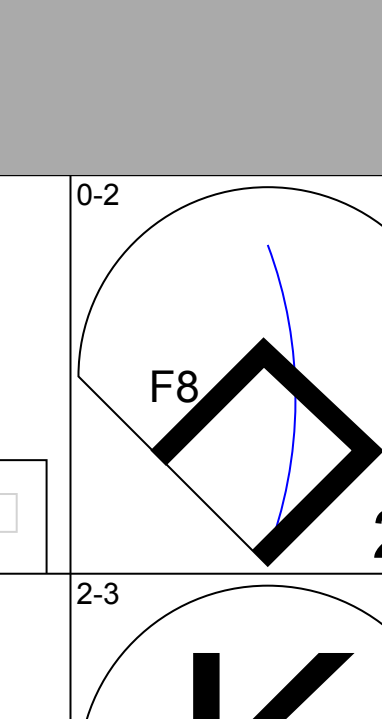
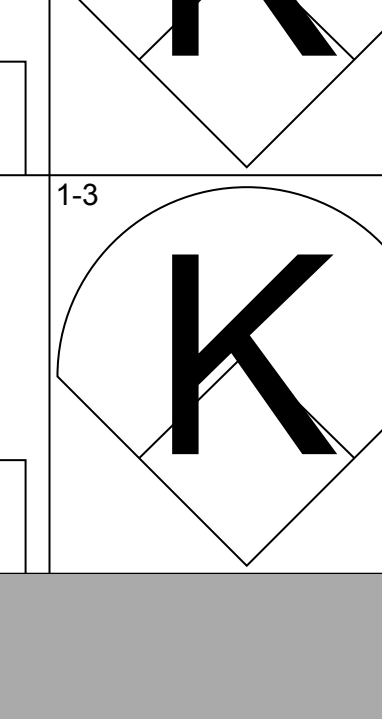
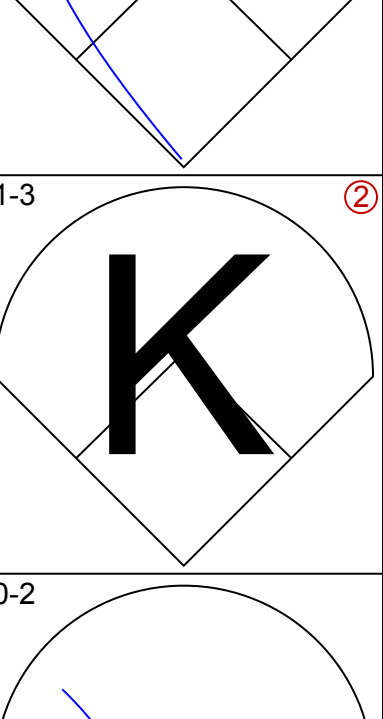
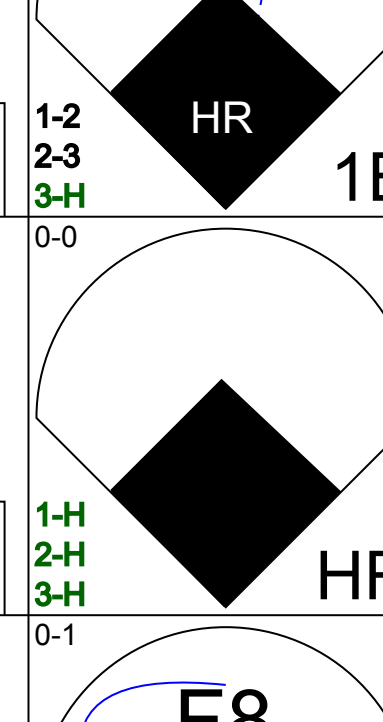
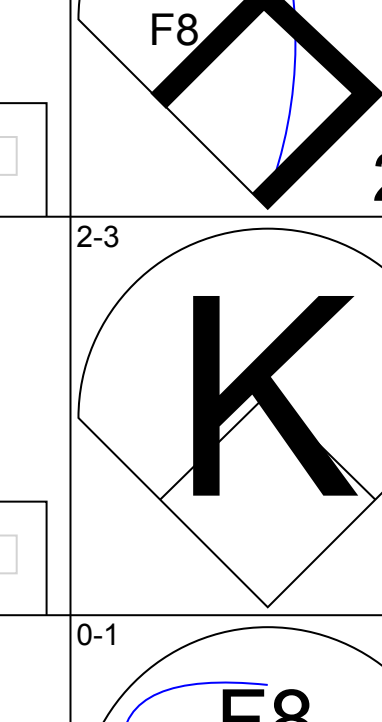
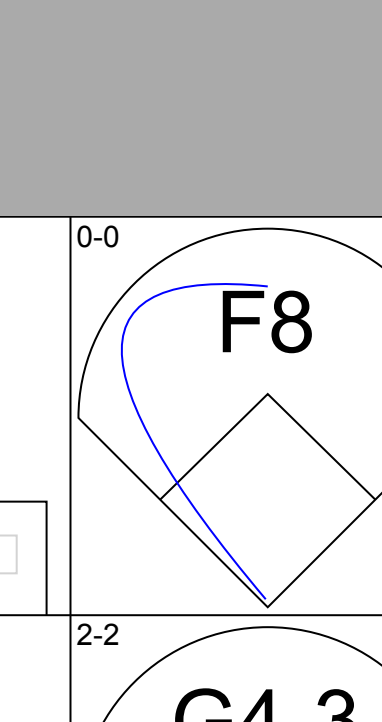
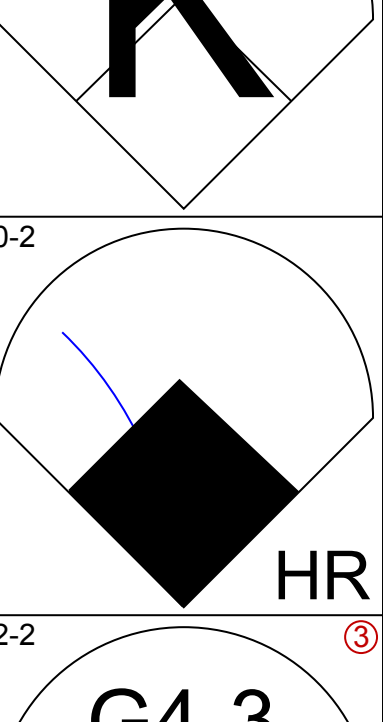
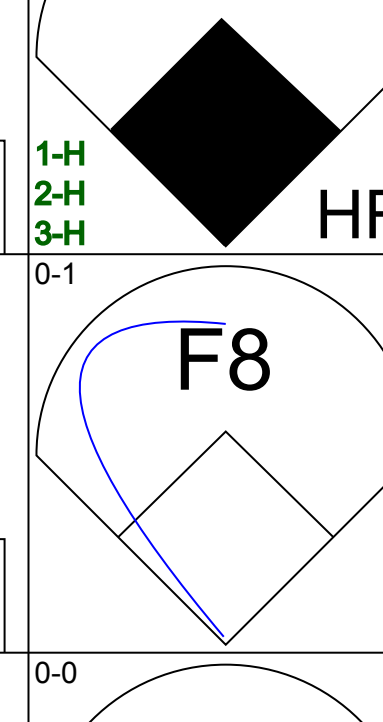
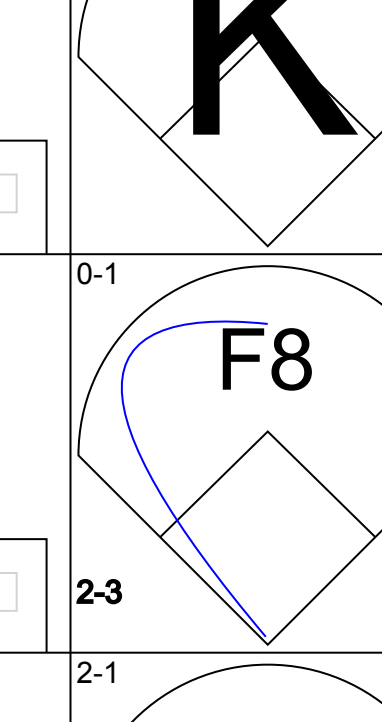
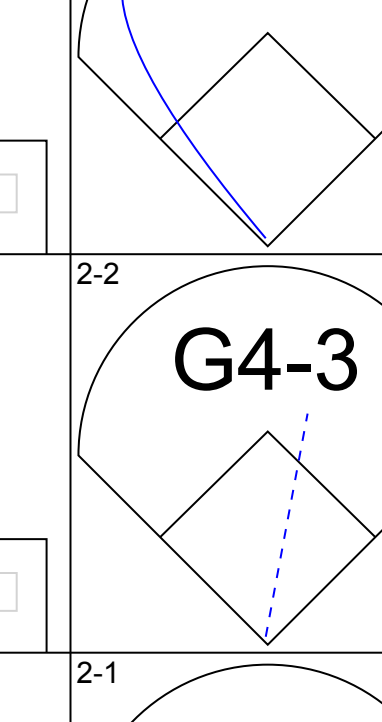
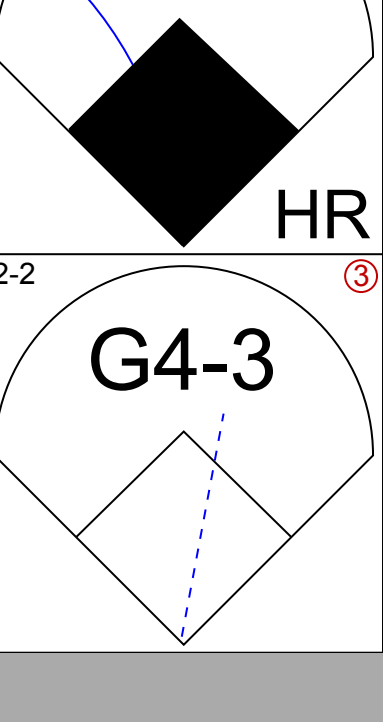
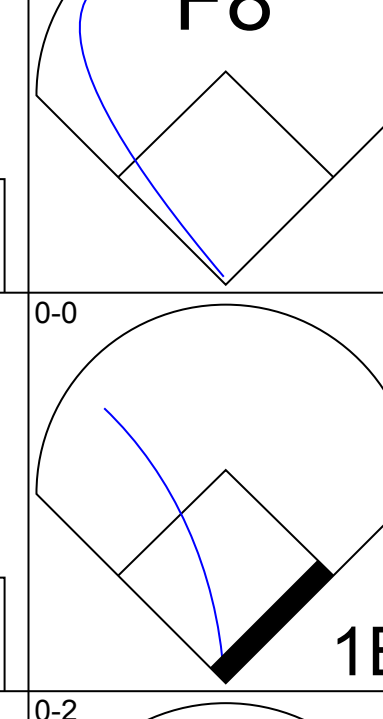
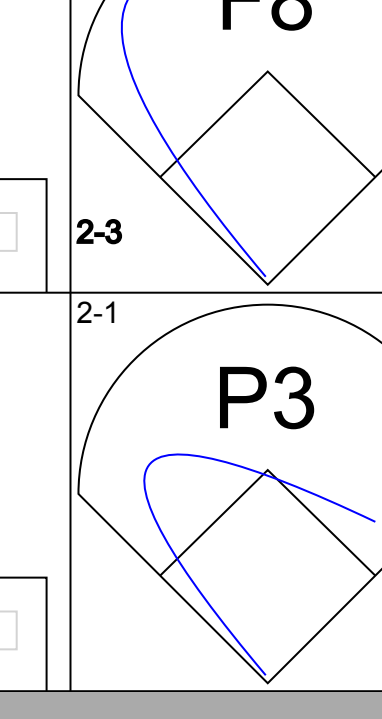
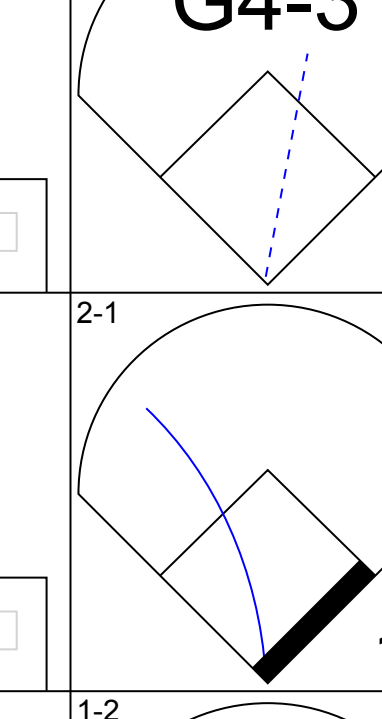
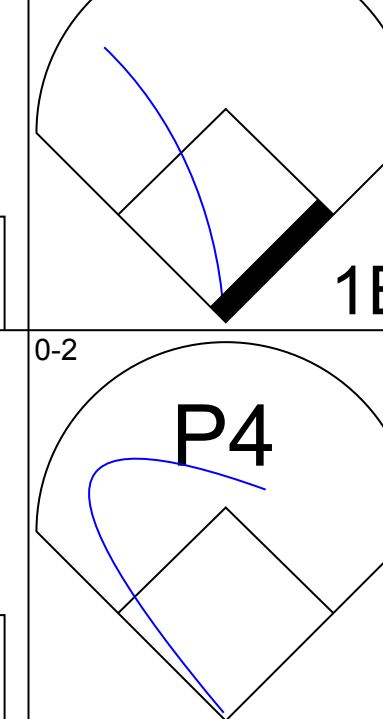
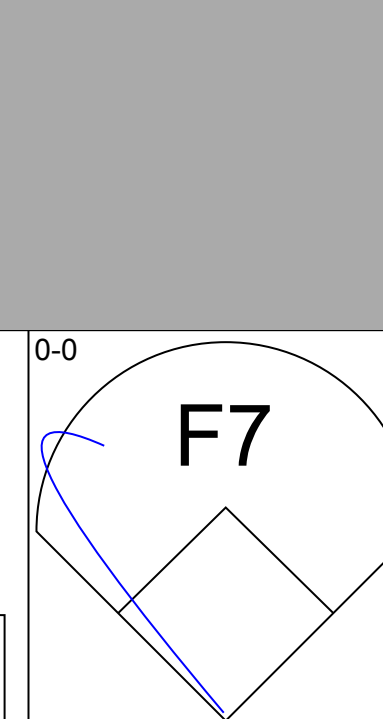
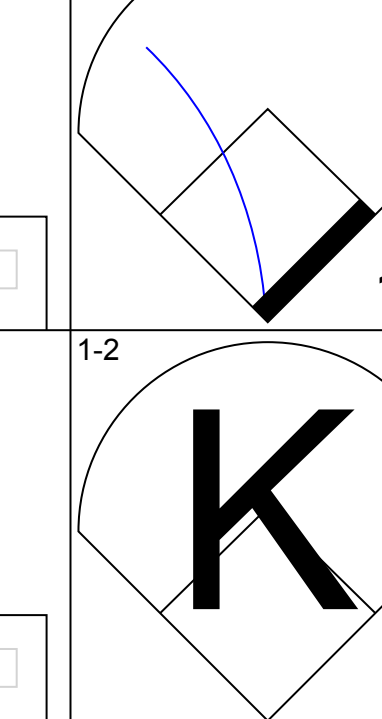
| Batter  | 1                                    | 2                                | 3                                    | 4                                | 5                                     | 6                                | 7                                    | 8                                | 9                                    | AB                               | R                                    | H                                | RBI                                   | BB                               | SO                               | LOB                                | BOTTOM   |                                  |        |  |  |  |  |  |  |  |  |
|---|--------------------------------------|----------------------------------|--------------------------------------|----------------------------------|---------------------------------------|----------------------------------|--------------------------------------|----------------------------------|--------------------------------------|----------------------------------|--------------------------------------|----------------------------------|---------------------------------------|----------------------------------|----------------------------------|------------------------------------|--|----------------------------------|--------|--|--|--|--|--|--|--|--|
| 1 Brian Roberts, S (1, 4)<br>OBP: 0.395, SLG: 0.395 |                                      |                                  |                                      |                                  |                                       |                                  |                                      |                                  |                                      | 2                                | 0                                    | 0                                | 0                                     | 2                                | 0                                | 1                                  | Anaheim Angels @ Baltimore Orioles<br>Oriole Park at Camden Yards, Baltimore, MD<br>Thu Jul 17 2003, 7:05 PM EDT<br>Att: 32,554 - Sunny - 84 F |                                  |        |  |  |  |  |  |  |  |  |
| Luis Matos, R (1, 8)<br>OBP: 0.392, SLG: 0.516      |                                      |                                  |                                      |                                  |                                       |                                  |                                      |                                  | 3                                    | 0                                | 2                                    | 1                                | 0                                     | 0                                | 1                                |                                    |  |                                  |        |  |  |  |  |  |  |  |  |
| 6 Melvin Mora, R (1, 7)<br>OBP: 0.441, SLG: 0.556   |                                      |                                  |                                      |                                  |                                       |                                  |                                      |                                  | 4                                    | 0                                | 1                                    | 0                                | 0                                     | 0                                | 4                                |                                    |  |                                  |        |  |  |  |  |  |  |  |  |
| Jeff Conine, R (1, 3)<br>OBP: 0.343, SLG: 0.472     |                                      |                                  |                                      |                                  |                                       |                                  |                                      |                                  |                                      | 4                                | 1                                    | 1                                | 1                                     | 0                                | 0                                | 2                                  |  |                                  |        |  |  |  |  |  |  |  |  |
| 31 Jay Gibbons, L (1, 9)<br>OBP: 0.347, SLG: 0.469  |                                      |                                  |                                      |                                  |                                       |                                  |                                      |                                  |                                      | 3                                | 0                                    | 1                                | 0                                     | 0                                | 0                                | 0                                  |  |                                  |        |  |  |  |  |  |  |  |  |
| Tony Batieta, R (1, 5)<br>OBP: 0.283, SLG: 0.420    |                                      |                                  |                                      |                                  |                                       |                                  |                                      |                                  |                                      | 3                                | 0                                    | 0                                | 0                                     | 0                                | 0                                | 2                                  |  |                                  |        |  |  |  |  |  |  |  |  |
| David Segui, S (1, 10)<br>OBP: 0.339, SLG: 0.372    |                                      |                                  |                                      |                                  |                                       |                                  |                                      |                                  |                                      | 3                                | 0                                    | 0                                | 0                                     | 0                                | 0                                | 0                                  |  |                                  |        |  |  |  |  |  |  |  |  |
| Deivi Cruz, R (1, 6)<br>OBP: 0.271, SLG: 0.413      |                                      |                                  |                                      |                                  |                                       |                                  |                                      |                                  |                                      | 3                                | 1                                    | 1                                | 0                                     | 0                                | 0                                | 0                                  |  |                                  |        |  |  |  |  |  |  |  |  |
| Brook Fordyce, R (1, 2)<br>OBP: 0.308, SLG: 0.338   |                                      |                                  |                                      |                                  |                                       |                                  |                                      |                                  |                                      | 2                                | 0                                    | 0                                | 0                                     | 1                                | 0                                | 1                                  |  |                                  |        |  |  |  |  |  |  |  |  |
| <b>Inning Stats</b>                                 | R: 0<br>H: 1<br>E: 0<br>K: 0<br>S: 7 | H: 0<br>LOB: 0<br>BB: 0<br>P: 13 | R: 0<br>H: 0<br>E: 0<br>K: 0<br>S: 8 | H: 0<br>LOB: 0<br>BB: 0<br>P: 12 | R: 1<br>H: 2<br>E: 0<br>K: 0<br>S: 14 | H: 2<br>LOB: 1<br>BB: 1<br>P: 29 | R: 1<br>H: 1<br>E: 0<br>K: 0<br>S: 8 | H: 1<br>LOB: 0<br>BB: 0<br>P: 13 | R: 0<br>H: 2<br>E: 0<br>K: 0<br>S: 9 | H: 2<br>LOB: 1<br>BB: 1<br>P: 17 | R: 0<br>H: 0<br>E: 0<br>K: 0<br>S: 7 | H: 0<br>LOB: 0<br>BB: 0<br>P: 11 | R: 0<br>H: 0<br>E: 0<br>K: 0<br>S: 10 | H: 0<br>LOB: 1<br>BB: 1<br>P: 17 | 1B: 4<br>2B: 1<br>3B: 0<br>HR: 1 | SF: 0<br>SAC: 1<br>DP: 2<br>HBP: 0 |  | WP: 0<br>PB: 0<br>SB: 0<br>CS: 0 | PA: 31 |  |  |  |  |  |  |  |  |
| <b>PITCHER</b>                                      | IP                                   | WLS                              | BF                                   | H                                | R                                     | ER                               | SO                                   | BB                               | IBB                                  | HBP                              | BLK                                  | WP                               | HR                                    | S                                | P                                | ERA                                | WHIP   |                                  |        |  |  |  |  |  |  |  |  |
| Ramon Ortiz, R (1, 1)<br>ERA: 4.34                  | 6.0                                  | L                                | 24                                   | 6                                | 2                                     | 2                                | 0                                    | 2                                | 0                                    | 0                                | 0                                    | 0                                | 0                                     | 56                               | 97                               | 3.00                               | 1.333  |                                  |        |  |  |  |  |  |  |  |  |
| Ben Weber, R (7, 1)<br>ERA: 2.55                    | 2.0                                  |                                  | 7                                    | 0                                | 0                                     | 0                                | 0                                    | 1                                | 0                                    | 0                                | 0                                    | 0                                | 0                                     | 17                               | 28                               | 0.00                               | 0.500  |                                  |        |  |  |  |  |  |  |  |  |

|     |    |
|-----|----|
| AB  | 27 |
| R   | 2  |
| H   | 6  |
| RBI | 2  |
| BB  | 3  |
| SO  | 0  |
| LOB | 11 |





| Batter   | 1   | 2   | 3   | 4  | 5   | 6   | 7   | 8  | 9   | AB                              | R                             | H                                | RBI                           | BB                               | SO                            | LOB                              | TOP   |                                  |                                  |                                    |                                  |        |
|--|---|---|---|--|---|---|---|--|---|---------------------------------|-------------------------------|----------------------------------|-------------------------------|----------------------------------|-------------------------------|----------------------------------|---|----------------------------------|----------------------------------|------------------------------------|----------------------------------|--------|
| Darin Erstad, L (1, 8)<br>OBP: 0.322, SLG: 0.352       |   |   |   |    |   |   |     |  |     | 5                               | 0                             | 1                                | 0                             | 0                                | 1                             | 3                                | <b>Anaheim Angels @ Baltimore Orioles</b><br>Oriole Park at Camden Yards, Baltimore, MD<br>Fri Jul 18, 2003, 7:05 PM EDT<br>Att: 33,612 - Overcast - 78 F |                                  |                                  |                                    |                                  |        |
| Scott Spiezio, S (1, 3)<br>OBP: 0.338, SLG: 0.448      |  |   |   |   |   |  |   |   |    | 5                               | 1                             | 3                                | 0                             | 0                                | 0                             | 1                                |   |                                  |                                  |                                    |                                  |        |
| Benji Gil, R (9, FR)<br>OBP: 0.227, SLG: 0.292         |   |   |   |  |   |   |   |  |    | 0                               | 0                             | 0                                | 0                             | 0                                | 0                             | 0                                |   |                                  |                                  |                                    |                                  |        |
| Tim Salmon, R (1, 10)<br>OBP: 0.368, SLG: 0.477        |  |   |   |   |   |   |    |   |    | 4                               | 1                             | 0                                | 0                             | 1                                | 1                             | 2                                |   |                                  |                                  |                                    |                                  |        |
| 16 Garret Anderson, L (1, 7)<br>OBP: 0.346, SLG: 0.607 |   |  |   |   |   |   |    |   |   | 4                               | 2                             | 2                                | 3                             | 0                                | 1                             | 1                                |   |                                  |                                  |                                    |                                  |        |
| Troy Glaus, R (1, 5)<br>OBP: 0.350, SLG: 0.466         |   |  |   |  |   |   |    |   |   | 4                               | 0                             | 0                                | 0                             | 0                                | 2                             | 1                                |   |                                  |                                  |                                    |                                  |        |
| Jeff DaVanon, S (1, 9)<br>OBP: 0.388, SLG: 0.570       |   |  |   |  |   |   |    |   |   | 4                               | 1                             | 1                                | 0                             | 0                                | 0                             | 1                                |   |                                  |                                  |                                    |                                  |        |
| Bengie Molina, R (1, 2)<br>OBP: 0.314, SLG: 0.444      |   |   |   |  |   |   |   |  |   | 4                               | 0                             | 2                                | 1                             | 0                                | 0                             | 0                                |   |                                  |                                  |                                    |                                  |        |
| Eric Owens, R (8, FR)<br>OBP: 0.248, SLG: 0.265        |   |   |   |  |  |   |   |  |   | 0                               | 0                             | 0                                | 0                             | 0                                | 0                             | 0                                |   |                                  |                                  |                                    |                                  |        |
| José Molina, R (8, 2)<br>OBP: 0.237, SLG: 0.288        |   |   |   |  |   |   |   |  |   | 0                               | 0                             | 0                                | 0                             | 0                                | 0                             | 0                                |   |                                  |                                  |                                    |                                  |        |
| Adam Kennedy, L (1, 4)<br>OBP: 0.317, SLG: 0.320       |   |   |   |  |   |   |   |  |   | 2                               | 0                             | 0                                | 0                             | 0                                | 0                             | 0                                |   |                                  |                                  |                                    |                                  |        |
| Shawn Wooten, R (7, PH)<br>OBP: 0.341, SLG: 0.439      |   |   |   |  |   |   |   |  |   | 1                               | 0                             | 1                                | 0                             | 0                                | 0                             | 0                                |   |                                  |                                  |                                    |                                  |        |
| 9 Chone Figgins, S (7, FR)<br>OBP: 0.288, SLG: 0.291   |   |   |   |  |   |   |   |  |   | 1                               | 0                             | 0                                | 0                             | 0                                | 0                             | 1                                |   |                                  |                                  |                                    |                                  |        |
| David Eckstein, R (1, 6)<br>OBP: 0.311, SLG: 0.309     |   |   |  |  |   |   |  |  |  | 4                               | 0                             | 1                                | 0                             | 0                                | 0                             | 0                                |   |                                  |                                  |                                    |                                  |        |
| <b>Inning Stats</b>                                    | R: 0<br>E: 0<br>K: 1<br>S: 8  | H: 0<br>LOB: 0<br>BB: 0<br>P: 15  | R: 0<br>E: 0<br>K: 1<br>S: 13   | H: 0<br>LOB: 0<br>BB: 0<br>P: 19   | R: 0<br>E: 0<br>K: 0<br>S: 9  | H: 0<br>LOB: 0<br>BB: 0<br>P: 12  | R: 0<br>E: 0<br>K: 0<br>S: 8  | H: 1<br>LOB: 1<br>BB: 0<br>P: 10   | R: 0<br>E: 0<br>K: 0<br>S: 6  | H: 0<br>LOB: 0<br>BB: 0<br>P: 8 | R: 0<br>E: 0<br>K: 0<br>S: 11 | H: 1<br>LOB: 1<br>BB: 0<br>P: 17 | R: 2<br>E: 1<br>K: 1<br>S: 18 | H: 5<br>LOB: 3<br>BB: 0<br>P: 23 | R: 3<br>E: 0<br>K: 1<br>S: 19 | H: 3<br>LOB: 1<br>BB: 1<br>P: 29 | R: 0<br>E: 0<br>K: 1<br>S: 9  | H: 1<br>LOB: 2<br>BB: 0<br>P: 10 | 1B: 6<br>2B: 4<br>3B: 0<br>HR: 1 | SF: 0<br>SAC: 0<br>DP: 0<br>HBP: 0 | WP: 1<br>PB: 0<br>SB: 1<br>CS: 0 | PA: 39 |
| <b>PITCHER</b>   | IP  | WLS   | BF  | H  | R   | ER  | SO  | BB   | IBB   | HBP                             | BLK                           | WP                               | HR                            | S                                | P                             | ERA                              | WHIP  |                                  |                                  |                                    |                                  |        |
| Rick Helling, R (1, 1)<br>ERA: 5.47                    | 6.2   |   | 25  | 5  | 2   | 2   | 3   | 0  | 0   | 0                               | 0                             | 1                                | 1                             | 66                               | 96                            | 2.70                             | 0.750   |                                  |                                  |                                    |                                  |        |
| Buddy Groom, L (7, 1)<br>ERA: 6.67                     | 0.1   | H   | 4   | 3  | 1   | 1   | 0   | 0  | 0   | 0                               | 0                             | 0                                | 0                             | 10                               | 12                            | 27.00                            | 9.000   |                                  |                                  |                                    |                                  |        |
| Hector Carrasco, R (8, 1)<br>ERA: 5.63                 | 0.0   |   | 1   | 0  | 0   | 0   | 0   | 1  | 0   | 0                               | 0                             | 0                                | 0                             | 1                                | 5                             | *                                | *   |                                  |                                  |                                    |                                  |        |
| B.J. Ryan, L (8, 1)<br>ERA: 5.88                       | 0.0   |   | 1   | 1  | 1   | 1   | 0   | 0  | 0   | 0                               | 0                             | 0                                | 0                             | 2                                | 2                             | *                                | *   |                                  |                                  |                                    |                                  |        |
| Kerry Ligtenberg, R (8, 1)<br>ERA: 3.99                | 1.0   | W   | 4   | 1  | 1   | 1   | 1   | 0  | 0   | 0                               | 0                             | 0                                | 0                             | 13                               | 18                            | 9.00                             | 1.000   |                                  |                                  |                                    |                                  |        |

| Batter  | 1   | 2   | 3                             | 4   | 5  | 6   | 7   | 8   | 9   | AB                               | R                             | H                                | RBI                          | BB                               | SO                            | LOB                              | BOTTOM  |                                  |                                    |                                  |        |
|---|---|---|-------------------------------|---|--|---|---|---|---|----------------------------------|-------------------------------|----------------------------------|------------------------------|----------------------------------|-------------------------------|----------------------------------|---|----------------------------------|------------------------------------|----------------------------------|--------|
| 1 Brian Roberts, S (1, 4)<br>OBP: 0.353, SLG: 0.389 |  |  |                               |  |  |   |  |   |   | 3                                | 0                             | 0                                | 0                            | 1                                | 2                             | 0                                | <b>Anaheim Angels @ Baltimore Orioles</b><br>Oriole Park at Camden Yards, Baltimore, MD<br>Fri Jul 18, 2003, 7:05 PM EDT<br>Att: 33,612 - Overcast - 78 F |                                  |                                    |                                  |        |
| Luis Matos, R (1, 8)<br>OBP: 0.394, SLG: 0.519      |  |  |                               |  |  |   |  |   |   | 3                                | 1                             | 1                                | 0                            | 1                                | 0                             | 0                                |   |                                  |                                    |                                  |        |
| 6 Melvin Mora, R (1, 7)<br>OBP: 0.438, SLG: 0.551   |  |  |                               |   |  |   |  |   |   | 4                                | 1                             | 1                                | 0                            | 0                                | 1                             | 1                                |   |                                  |                                    |                                  |        |
| Jeff Conine, R (1, 3)<br>OBP: 0.342, SLG: 0.468     |  |  |                               |   |  |   |   |  |   | 3                                | 1                             | 0                                | 0                            | 1                                | 1                             | 1                                |   |                                  |                                    |                                  |        |
| 31 Jay Gibbons, L (1, 9)<br>OBP: 0.349, SLG: 0.472  |  |   |                               |  |  |   |   |  |   | 4                                | 1                             | 2                                | 1                            | 0                                | 2                             | 0                                |   |                                  |                                    |                                  |        |
| Tony Batista, R (1, 5)<br>OBP: 0.285, SLG: 0.437    |  |   |                               |  |  |   |  |   |  | 4                                | 2                             | 2                                | 5                            | 0                                | 1                             | 1                                |   |                                  |                                    |                                  |        |
| David Segui, S (1, 10)<br>OBP: 0.333, SLG: 0.365    |  |   |                               |  |  |  |   |  |   | 4                                | 0                             | 0                                | 0                            | 0                                | 0                             | 1                                |   |                                  |                                    |                                  |        |
| Deivi Cruz, R (1, 6)<br>OBP: 0.275, SLG: 0.415      |  |   |                               |  |  |   |  |   |   | 3                                | 0                             | 2                                | 0                            | 0                                | 0                             | 1                                |   |                                  |                                    |                                  |        |
| Brook Fordyce, R (1, 2)<br>OBP: 0.303, SLG: 0.331   |  |   |                               |  |  |   |  |   |   | 3                                | 0                             | 0                                | 0                            | 0                                | 1                             | 2                                |   |                                  |                                    |                                  |        |
| <b>Inning Stats</b>                                 | R: 5<br>E: 0<br>K: 0<br>S: 19   | H: 4<br>LOB: 1<br>BB: 3<br>P: 32  | R: 0<br>E: 0<br>K: 1<br>S: 11 | H: 1<br>LOB: 1<br>BB: 0<br>P: 18  | R: 0<br>E: 0<br>K: 1<br>S: 10  | H: 1<br>LOB: 1<br>BB: 0<br>P: 14  | R: 0<br>E: 0<br>K: 1<br>S: 6  | H: 0<br>LOB: 0<br>BB: 0<br>P: 10  | R: 0<br>E: 0<br>K: 2<br>S: 8  | H: 0<br>LOB: 0<br>BB: 0<br>P: 11 | R: 0<br>E: 0<br>K: 1<br>S: 10 | H: 1<br>LOB: 1<br>BB: 0<br>P: 15 | R: 0<br>E: 0<br>K: 1<br>S: 7 | H: 0<br>LOB: 0<br>BB: 0<br>P: 11 | R: 1<br>E: 0<br>K: 1<br>S: 11 | H: 1<br>LOB: 0<br>BB: 0<br>P: 14 |   | 1B: 4<br>2B: 2<br>3B: 0<br>HR: 2 | SF: 0<br>SAC: 0<br>DP: 0<br>HBP: 0 | WP: 0<br>PB: 0<br>SB: 0<br>CS: 1 | PA: 34 |
| <b>PITCHER</b>                                      | IP  | WLS   | BF                            | H   | R  | ER  | SO  | BB  | IBB   | HBP                              | BLK                           | WP                               | HR                           | S                                | P                             | ERA                              | WHIP  |                                  |                                    |                                  |        |
| Jarrod Washburn, L (1, 1)<br>ERA: 4.37              | 6.0   |   | 27                            | 7   | 5  | 5   | 6   | 3   | 0   | 0                                | 0                             | 0                                | 1                            | 64                               | 100                           | 7.50                             | 1.667   |                                  |                                    |                                  |        |
| Francisco Rodriguez, R (7, 1)<br>ERA: 3.06          | 2.0   | L   | 7                             | 1   | 1  | 1   | 2   | 0   | 0   | 0                                | 0                             | 0                                | 1                            | 18                               | 25                            | 4.50                             | 0.500   |                                  |                                    |                                  |        |

|     |    |
|-----|----|
| AB  | 38 |
| R   | 5  |
| H   | 11 |
| RBI | 4  |
| BB  | 1  |
| SO  | 5  |
| LOB | 10 |



|     |    |
|-----|----|
| AB  | 31 |
| R   | 6  |
| H   | 8  |
| RBI | 6  |
| BB  | 3  |
| SO  | 8  |
| LOB | 7  |





| Batter   | 1                            | 2                               | 3                             | 4                                | 5                             | 6                                | 7                            | 8                                | 9                            | AB                              | R                            | H                               | RBI                           | BB                               | SO                           | LOB                             | TOP   |                               |                                  |                                  |                                    |                                  |        |  |  |  |  |
|--|------------------------------|---------------------------------|-------------------------------|----------------------------------|-------------------------------|----------------------------------|------------------------------|----------------------------------|------------------------------|---------------------------------|------------------------------|---------------------------------|-------------------------------|----------------------------------|------------------------------|---------------------------------|---|-------------------------------|----------------------------------|----------------------------------|------------------------------------|----------------------------------|--------|--|--|--|--|
| Darin Erstad, L (1, 8)<br>OBP: 0.324, SLG: 0.350       | 0-1<br>E<br>1B<br>G6-4-3     | 1-1<br>G3                       |                               | 1 SAFE 0-0<br>G4-3               |                               |                                  | 4-1<br>1B<br>BB              |                                  | 0-1<br>G5-3                  | 4                               | 2                            | 1                               | 0                             | 1                                | 0                            | 3                               | <b>Anaheim Angels @ Baltimore Orioles</b><br>Oriole Park at Camden Yards, Baltimore, MD<br>Sat Jul 19 2003, 7:05 PM EDT<br>Att: 37,507 - Sunny - 88 F |                               |                                  |                                  |                                    |                                  |        |  |  |  |  |
| Scott Spiezio, S (1, 3)<br>OBP: 0.339, SLG: 0.447      | 1-2<br>E9<br>G6-4-3<br>1B    |                                 | 0-2<br>F8                     | 1-0<br>G3                        |                               |                                  | 0-0<br>1B                    |                                  | 2-2<br>G6-3                  | 5                               | 0                            | 2                               | 0                             | 0                                | 0                            | 1                               |   |                               |                                  |                                  |                                    |                                  |        |  |  |  |  |
| Tim Salmon, R (1, 10)<br>OBP: 0.369, SLG: 0.480        | 0-1<br>G6-4-3<br>1-2<br>1B   |                                 | 1-2<br>16<br>2B               |                                  | 2-0<br>G6-3                   |                                  | 0-1<br>1-2<br>2H<br>1B       |                                  |                              | 4                               | 1                            | 2                               | 1                             | 0                                | 0                            | 1                               |   |                               |                                  |                                  |                                    |                                  |        |  |  |  |  |
| 16 Garret Anderson, L (1, 7)<br>OBP: 0.345, SLG: 0.606 | 0-0<br>G6-3                  |                                 | 0-0<br>2B                     |                                  | 1-0<br>G5-3                   |                                  | 1-2<br>F7                    |                                  |                              | 4                               | 0                            | 1                               | 1                             | 0                                | 0                            | 2                               |   |                               |                                  |                                  |                                    |                                  |        |  |  |  |  |
| Troy Glaus, R (1, 5)<br>OBP: 0.349, SLG: 0.473         |                              | 3-2<br>HR                       | 0-0<br>G6-3                   |                                  | 0-1<br>G5-3                   |                                  | 1-0<br>F8                    |                                  |                              | 4                               | 1                            | 1                               | 1                             | 0                                | 0                            | 3                               |   |                               |                                  |                                  |                                    |                                  |        |  |  |  |  |
| Jeff DaVanon, S (1, 9)<br>OBP: 0.385, SLG: 0.560       |                              | 0-2<br>G6-3                     | 4-2<br>BB                     |                                  | 0-0<br>G1-3                   |                                  |                              | 0-0<br>F7                        |                              | 3                               | 0                            | 0                               | 0                             | 1                                | 0                            | 0                               |   |                               |                                  |                                  |                                    |                                  |        |  |  |  |  |
| Bengie Molina, R (1, 2)<br>OBP: 0.313, SLG: 0.441      |                              | 0-2<br>1B<br>1B                 | 1-2<br>F7                     |                                  | 2-3<br>K                      |                                  |                              | 0-2<br>G1-3                      |                              | 4                               | 0                            | 1                               | 0                             | 0                                | 1                            | 2                               |   |                               |                                  |                                  |                                    |                                  |        |  |  |  |  |
| Adam Kennedy, L (1, 4)<br>OBP: 0.316, SLG: 0.319       |                              | 0-1<br>1-2<br>1B                |                               | 1-3<br>K                         |                               | 1-1<br>F7                        |                              | 2-2<br>G3-1                      |                              | 4                               | 0                            | 1                               | 0                             | 0                                | 1                            | 0                               |   |                               |                                  |                                  |                                    |                                  |        |  |  |  |  |
| David Eckstein, R (1, 6)<br>OBP: 0.311, SLG: 0.306     |                              | 1-3<br>K                        |                               | 2-1<br>G4-3<br>HBP               |                               |                                  | 0-1<br>G6-3                  |                                  | 1-2<br>L1                    | 3                               | 0                            | 0                               | 0                             | 0                                | 1                            | 2                               |   |                               |                                  |                                  |                                    |                                  |        |  |  |  |  |
| <b>Inning Stats</b>                                    | R: 1<br>E: 1<br>K: 0<br>S: 8 | H: 2<br>LOB: 0<br>BB: 0<br>P: 9 | R: 1<br>E: 0<br>K: 1<br>S: 18 | H: 3<br>LOB: 2<br>BB: 0<br>P: 23 | R: 1<br>E: 0<br>K: 0<br>S: 14 | H: 2<br>LOB: 1<br>BB: 0<br>P: 20 | R: 0<br>E: 0<br>K: 1<br>S: 6 | H: 0<br>LOB: 0<br>BB: 0<br>P: 10 | R: 0<br>E: 0<br>K: 0<br>S: 4 | H: 0<br>LOB: 0<br>BB: 0<br>P: 7 | R: 0<br>E: 0<br>K: 1<br>S: 6 | H: 0<br>LOB: 0<br>BB: 0<br>P: 9 | R: 1<br>E: 0<br>K: 0<br>S: 10 | H: 2<br>LOB: 2<br>BB: 1<br>P: 16 | R: 0<br>E: 0<br>K: 0<br>S: 7 | H: 0<br>LOB: 0<br>BB: 0<br>P: 9 |   | R: 0<br>E: 0<br>K: 0<br>S: 10 | H: 0<br>LOB: 0<br>BB: 0<br>P: 13 | 1B: 6<br>2B: 2<br>3B: 0<br>HR: 1 | SF: 0<br>SAC: 0<br>DP: 1<br>HBP: 1 | WP: 0<br>PB: 0<br>SB: 0<br>CS: 0 | PA: 38 |  |  |  |  |
| <b>PITCHER</b>   | IP                           | WLS                             | BF                            | H                                | R                             | ER                               | SO                           | BB                               | IBB                          | HBP                             | BLK                          | WP                              | HR                            | S                                | P                            | ERA                             | WHIP  |                               |                                  |                                  |                                    |                                  |        |  |  |  |  |
| Sidney Ponson, R (1, 1)<br>ERA: 3.67                   | 6.1                          | W                               | 30                            | 9                                | 4                             | 3                                | 3                            | 2                                | 0                            | 1                               | 0                            | 0                               | 1                             | 62                               | 88                           | 4.26                            | 1.737   |                               |                                  |                                  |                                    |                                  |        |  |  |  |  |
| Buddy Groom, L (7, 1)<br>ERA: 6.59                     | 0.1                          | H                               | 1                             | 0                                | 0                             | 0                                | 0                            | 0                                | 0                            | 0                               | 0                            | 0                               | 0                             | 3                                | 4                            | 0.00                            | 0.000   |                               |                                  |                                  |                                    |                                  |        |  |  |  |  |
| Hector Carrasco, R (7, 1)<br>ERA: 4.35                 | 2.1                          | S                               | 7                             | 0                                | 0                             | 0                                | 0                            | 0                                | 0                            | 0                               | 0                            | 0                               | 0                             | 18                               | 24                           | 0.00                            | 0.000   |                               |                                  |                                  |                                    |                                  |        |  |  |  |  |

| Batter  | 1                                  | 2                                | 3                             | 4                                | 5                            | 6                               | 7                             | 8                                | 9                            | AB                              | R                             | H                                | RBI                           | BB                               | SO                           | LOB                             | BOTTOM  |                               |                                  |                                  |                                    |                                  |        |  |  |  |  |
|---|------------------------------------|----------------------------------|-------------------------------|----------------------------------|------------------------------|---------------------------------|-------------------------------|----------------------------------|------------------------------|---------------------------------|-------------------------------|----------------------------------|-------------------------------|----------------------------------|------------------------------|---------------------------------|---|-------------------------------|----------------------------------|----------------------------------|------------------------------------|----------------------------------|--------|--|--|--|--|
| 1 Brian Roberts, S (1, 4)<br>OBP: 0.354, SLG: 0.394 | 2-2<br>6<br>1B<br>HBP<br>SF9       | 2-0<br>1B<br>2B                  | 0-0<br>F9                     |                                  | 0-2<br>G3                    |                                 |                               | 2-3<br>K                         |                              | 5                               | 2                             | 2                                | 0                             | 0                                | 1                            | 0                               | <b>Anaheim Angels @ Baltimore Orioles</b><br>Oriole Park at Camden Yards, Baltimore, MD<br>Sat Jul 19 2003, 7:05 PM EDT<br>Att: 37,507 - Sunny - 88 F |                               |                                  |                                  |                                    |                                  |        |  |  |  |  |
| Luis Matos, R (1, 8)<br>OBP: 0.399, SLG: 0.534      | 1-1<br>SF9<br>6<br>1B<br>2B<br>HBP | 1-0<br>6<br>F8<br>3B<br>WP<br>1B | 0-2<br>G5-3                   |                                  | 2-3<br>K                     |                                 | 1-1<br>HR                     |                                  |                              | 4                               | 3                             | 2                                | 3                             | 0                                | 1                            | 0                               |   |                               |                                  |                                  |                                    |                                  |        |  |  |  |  |
| 6 Melvin Mora, R (1, 7)<br>OBP: 0.435, SLG: 0.545   | 0-1<br>31<br>HBP<br>2B<br>1B       | 1 SAFE 3-2<br>F8                 |                               | 2-2<br>G6-3                      |                              | 0-0<br>F8                       |                               | 2-3<br>K                         |                              | 5                               | 1                             | 1                                | 0                             | 0                                | 1                            | 1                               |   |                               |                                  |                                  |                                    |                                  |        |  |  |  |  |
| Jeff Conine, R (1, 3)<br>OBP: 0.343, SLG: 0.475     | 0-1<br>SF9                         | 2-0<br>1B                        |                               | 2-2<br>1B<br>1B                  |                              | 0-0<br>F7                       |                               |                                  |                              | 3                               | 1                             | 2                                | 2                             | 0                                | 0                            | 0                               |   |                               |                                  |                                  |                                    |                                  |        |  |  |  |  |
| 31 Jay Gibbons, L (1, 9)<br>OBP: 0.350, SLG: 0.473  | 2-3<br>3H<br>2B<br>HBP             | 3H<br>K2-3                       |                               | 0-1<br>P4                        |                              |                                 | 0-1<br>2B                     |                                  |                              | 3                               | 0                             | 1                                | 0                             | 0                                | 1                            | 2                               |   |                               |                                  |                                  |                                    |                                  |        |  |  |  |  |
| Tony Batista, R (1, 5)<br>OBP: 0.288, SLG: 0.436    | 1-2<br>F7                          | 4-1<br>1B<br>BB                  |                               | 2-2<br>1B                        |                              | 1-2<br>P6                       |                               |                                  |                              | 3                               | 0                             | 1                                | 0                             | 1                                | 0                            | 4                               |   |                               |                                  |                                  |                                    |                                  |        |  |  |  |  |
| B.J. Surhoff, L (1, 10)<br>OBP: 0.363, SLG: 0.428   | 1-0<br>1-3<br>2H<br>3H<br>2B       | 2-2<br>1B                        |                               | 1-2<br>G4-3                      |                              | 1-2<br>F7                       |                               |                                  |                              | 4                               | 0                             | 2                                | 3                             | 0                                | 0                            | 3                               |   |                               |                                  |                                  |                                    |                                  |        |  |  |  |  |
| Deivi Cruz, R (1, 6)<br>OBP: 0.271, SLG: 0.410      | 0-1<br>F7                          | 4-1<br>G5-3                      |                               | 0-0<br>G5-3                      |                              | 0-1<br>G6-3                     |                               |                                  |                              | 4                               | 0                             | 0                                | 0                             | 0                                | 0                            | 5                               |   |                               |                                  |                                  |                                    |                                  |        |  |  |  |  |
| Brook Fordyce, R (1, 2)<br>OBP: 0.302, SLG: 0.329   |                                    | 2-1<br>1<br>2B<br>1B<br>1B       |                               | 2-2<br>G6-3                      |                              | 2-2<br>G6-3                     |                               | 1-3<br>K                         |                              | 4                               | 1                             | 1                                | 0                             | 0                                | 1                            | 0                               |   |                               |                                  |                                  |                                    |                                  |        |  |  |  |  |
| <b>Inning Stats</b>                                 | R: 3<br>E: 0<br>K: 0<br>S: 17      | H: 3<br>LOB: 2<br>BB: 0<br>P: 23 | R: 4<br>E: 0<br>K: 1<br>S: 17 | H: 5<br>LOB: 2<br>BB: 1<br>P: 35 | R: 0<br>E: 0<br>K: 0<br>S: 7 | H: 0<br>LOB: 0<br>BB: 0<br>P: 9 | R: 0<br>E: 0<br>K: 0<br>S: 15 | H: 2<br>LOB: 2<br>BB: 0<br>P: 22 | R: 0<br>E: 0<br>K: 1<br>S: 6 | H: 0<br>LOB: 0<br>BB: 0<br>P: 8 | R: 0<br>E: 0<br>K: 0<br>S: 10 | H: 1<br>LOB: 1<br>BB: 0<br>P: 12 | R: 1<br>E: 0<br>K: 3<br>S: 14 | H: 1<br>LOB: 0<br>BB: 0<br>P: 20 | R: 0<br>E: 0<br>K: 0<br>S: 7 | H: 0<br>LOB: 0<br>BB: 0<br>P: 9 |   | R: 0<br>E: 0<br>K: 0<br>S: 10 | H: 0<br>LOB: 0<br>BB: 0<br>P: 13 | 1B: 7<br>2B: 3<br>3B: 1<br>HR: 1 | SF: 1<br>SAC: 0<br>DP: 0<br>HBP: 2 | WP: 1<br>PB: 0<br>SB: 0<br>CS: 0 | PA: 39 |  |  |  |  |
| <b>PITCHER</b>                                      | IP                                 | WLS                              | BF                            | H                                | R                            | ER                              | SO                            | BB                               | IBB                          | HBP                             | BLK                           | WP                               | HR                            | S                                | P                            | ERA                             | WHIP  |                               |                                  |                                  |                                    |                                  |        |  |  |  |  |
| Kevin Appier, R (1, 1)<br>ERA: 5.44                 | 1.1                                | L                                | 13                            | 7                                | 7                            | 7                               | 0                             | 0                                | 0                            | 2                               | 0                             | 0                                | 0                             | 25                               | 41                           | 47.25                           | 5.250   |                               |                                  |                                  |                                    |                                  |        |  |  |  |  |
| 62 Scot Shields, R (2, 1)<br>ERA: 1.65              | 3.2                                |                                  | 15                            | 3                                | 0                            | 0                               | 1                             | 1                                | 0                            | 0                               | 0                             | 0                                | 0                             | 38                               | 57                           | 0.00                            | 1.091   |                               |                                  |                                  |                                    |                                  |        |  |  |  |  |
| Scott Schoeneweis, L (6, 1)<br>ERA: 3.93            | 1.2                                |                                  | 6                             | 1                                | 0                            | 0                               | 1                             | 0                                | 0                            | 0                               | 0                             | 0                                | 0                             | 14                               | 18                           | 0.00                            | 0.600   |                               |                                  |                                  |                                    |                                  |        |  |  |  |  |
| Ben Weber, R (7, 1)<br>ERA: 2.66                    | 1.1                                |                                  | 5                             | 1                                | 1                            | 1                               | 3                             | 0                                | 0                            | 0                               | 0                             | 0                                | 1                             | 16                               | 22                           | 6.75                            | 0.750   |                               |                                  |                                  |                                    |                                  |        |  |  |  |  |

|     |    |
|-----|----|
| AB  | 35 |
| R   | 4  |
| H   | 9  |
| RBI | 3  |
| BB  | 2  |
| SO  | 3  |
| LOB | 14 |





| Batter  | 1                             | 2                                | 3                            | 4                                | 5                            | 6                                | 7                            | 8                               | 9                             | AB                               | R                            | H                                | RBI                           | BB                               | SO                            | LOB                              | TOP                     |                                    |                                  |        |  |
|---|-------------------------------|----------------------------------|------------------------------|----------------------------------|------------------------------|----------------------------------|------------------------------|---------------------------------|-------------------------------|----------------------------------|------------------------------|----------------------------------|-------------------------------|----------------------------------|-------------------------------|----------------------------------|-------------------------|------------------------------------|----------------------------------|--------|--|
| Darin Erstad, L (1, 8)<br>Eric Owens, R (8, 8)<br>OBP: 0.318, SLG: 0.343<br>OBP: 0.254, SLG: 0.277      | F7                            |                                  | K                            |                                  | K                            |                                  |                              | G1-3                            | HR                            | 4                                | 0                            | 0                                | 0                             | 0                                | 2                             | 2                                |                         |                                    |                                  |        |  |
| Scott Spiezio, S (1, 3)<br>OBP: 0.340, SLG: 0.457   | F7                            |                                  | P3                           |                                  |                              | G4-3                             |                              | 16 BB                           | HR                            | 5                                | 1                            | 2                                | 4                             | 0                                | 0                             | 0                                |                         |                                    |                                  |        |  |
| Tim Salmon, R (1, 9)<br>Benji Gil, R (8, 4)<br>OBP: 0.373, SLG: 0.480<br>OBP: 0.233, SLG: 0.298         | 1B                            |                                  |                              | F8                               |                              | S                                | BB                           | 16 BB                           | E8                            | 2                                | 0                            | 1                                | 0                             | 2                                | 0                             | 0                                |                         |                                    |                                  |        |  |
| 16 Garret Anderson, L (1, 10)<br>OBP: 0.348, SLG: 0.608   | G6-3                          |                                  |                              | 2B                               |                              | K                                |                              | 16 BB                           | 1B                            | 4                                | 0                            | 2                                | 1                             | 1                                | 1                             | 2                                |                         |                                    |                                  |        |  |
| Troy Glaus, R (1, 5)<br>OBP: 0.344, SLG: 0.465  |                               | P3                               |                              | F8                               |                              | K                                |                              | K                               | G5-3                          | 5                                | 0                            | 0                                | 0                             | 0                                | 2                             | 6                                |                         |                                    |                                  |        |  |
| Jeff DaVanon, S (1, 7)<br>OBP: 0.380, SLG: 0.547  | G6-3                          |                                  |                              | F7                               |                              |                                  |                              | L9                              | F8                            | 4                                | 0                            | 0                                | 0                             | 1                                | 0                             | 4                                |                         |                                    |                                  |        |  |
| Adam Kennedy, L (1, 4)<br>9 Chone Figgins, S (8, 6)<br>OBP: 0.316, SLG: 0.324<br>OBP: 0.295, SLG: 0.298 | 2B                            |                                  |                              | F8                               |                              | F8                               |                              | G4-3                            |                               | 3                                | 0                            | 1                                | 0                             | 0                                | 0                             | 0                                |                         |                                    |                                  |        |  |
| José Molina, R (1, 2)<br>OBP: 0.222, SLG: 0.270   | F9                            |                                  |                              | K                                |                              | G6-3                             |                              | G6-3                            | FC5-4                         | 4                                | 1                            | 0                                | 0                             | 0                                | 1                             | 2                                |                         |                                    |                                  |        |  |
| David Eckstein, R (1, 6)<br>Shawn Woolen, R (8, 3)<br>OBP: 0.314, SLG: 0.309<br>OBP: 0.346, SLG: 0.444  |                               |                                  | F8                           |                                  | S                            | 1B                               |                              | G1-3                            | 2B                            | 3                                | 1                            | 2                                | 0                             | 0                                | 0                             | 0                                |                         |                                    |                                  |        |  |
| <b>Inning Stats</b>   | R: 0<br>E: 0<br>K: 0<br>S: 11 | H: 1<br>LOB: 1<br>BB: 0<br>P: 14 | R: 0<br>E: 0<br>K: 0<br>S: 9 | H: 1<br>LOB: 1<br>BB: 0<br>P: 10 | R: 0<br>E: 0<br>K: 1<br>S: 8 | H: 0<br>LOB: 0<br>BB: 0<br>P: 12 | R: 0<br>E: 0<br>K: 0<br>S: 5 | H: 1<br>LOB: 1<br>BB: 0<br>P: 6 | R: 0<br>E: 0<br>K: 2<br>S: 10 | H: 0<br>LOB: 0<br>BB: 1<br>P: 20 | R: 0<br>E: 0<br>K: 0<br>S: 9 | H: 0<br>LOB: 0<br>BB: 0<br>P: 12 | R: 1<br>E: 0<br>K: 1<br>S: 19 | H: 2<br>LOB: 2<br>BB: 2<br>P: 29 | R: 5<br>E: 1<br>K: 0<br>S: 16 | H: 6<br>LOB: 2<br>BB: 1<br>P: 23 | 1B: 8<br>2B: 3<br>HR: 1 | SF: 0<br>SAC: 0<br>DP: 0<br>HBP: 0 | WP: 0<br>PB: 0<br>SB: 2<br>CS: 0 | PA: 43 |  |
| <b>PITCHER</b>  | IP                            | WLS                              | BF                           | H                                | R                            | ER                               | SO                           | BB                              | IBB                           | HBP                              | BLK                          | WP                               | HR                            | S                                | P                             | ERA                              | WHIP                    |                                    |                                  |        |  |
| Jason Johnson, R (1, 1)<br>ERA: 3.65  | 7.1                           | W                                | 30                           | 6                                | 1                            | 1                                | 5                            | 2                               | 0                             | 0                                | 0                            | 0                                | 0                             | 76                               | 109                           | 1.23                             | 1.091                   |                                    |                                  |        |  |
| B.J. Ryan, L (8, 1)<br>ERA: 5.88  | 0.0                           |                                  | 1                            | 0                                | 0                            | 0                                | 0                            | 1                               | 0                             | 0                                | 0                            | 0                                | 0                             | 2                                | 6                             | ∞                                | ∞                       |                                    |                                  |        |  |
| Kerry Ligtenberg, R (8, 1)<br>ERA: 3.03   | 0.2                           |                                  | 2                            | 0                                | 0                            | 0                                | 1                            | 0                               | 0                             | 0                                | 0                            | 0                                | 0                             | 4                                | 4                             | 0.00                             | 0.000                   |                                    |                                  |        |  |
| Travis Driskill, R (9, 1)<br>ERA: 5.85  | 0.1                           |                                  | 5                            | 4                                | 4                            | 4                                | 0                            | 0                               | 0                             | 0                                | 0                            | 0                                | 1                             | 9                                | 11                            | 108.00                           | 12.000                  |                                    |                                  |        |  |
| Jorge Julio, R (9, 1)<br>ERA: 3.99  | 0.2                           | S                                | 5                            | 2                                | 1                            | 0                                | 0                            | 1                               | 0                             | 0                                | 0                            | 0                                | 0                             | 7                                | 12                            | 0.00                             | 4.500                   |                                    |                                  |        |  |

Anaheim Angels @ Baltimore Orioles  
Oriole Park at Camden Yards, Baltimore, MD

AB 39  
R 6  
H 12  
RBI 6  
BB 4  
SO 6  
LOB 18



WP: 0 PA: 43  
PB: 0  
SB: 2  
CS: 0

Sun Jul 20 2003, 1:35 PM EDT  
Att: 40,046 - Cloudy - 90 F

| Batter  | 1                             | 2                                | 3                            | 4                                | 5                             | 6                                | 7                             | 8                                | 9                             | AB                               | R                             | H                                | RBI                           | BB                               | SO                           | LOB                             | BOTTOM                            |                                    |                                  |        |  |
|---|-------------------------------|----------------------------------|------------------------------|----------------------------------|-------------------------------|----------------------------------|-------------------------------|----------------------------------|-------------------------------|----------------------------------|-------------------------------|----------------------------------|-------------------------------|----------------------------------|------------------------------|---------------------------------|-----------------------------------|------------------------------------|----------------------------------|--------|--|
| 1 Brian Roberts, S (1, 4)<br>OBP: 0.355, SLG: 0.391   | 1B                            |                                  | G6-3                         | K                                |                               | 1B                               | F8                            |                                  |                               | 4                                | 2                             | 1                                | 0                             | 1                                | 1                            | 2                               |                                   |                                    |                                  |        |  |
| Luis Matos, R (1, 8)<br>OBP: 0.408, SLG: 0.540  | E7                            |                                  | P5                           |                                  | BB                            | 1B                               | HR                            | G4-6-3                           |                               | 5                                | 2                             | 4                                | 1                             | 0                                | 0                            | 0                               |                                   |                                    |                                  |        |  |
| 6 Melvin Mora, R (1, 7)<br>David Segui, S (3, PR)<br>OBP: 0.435, SLG: 0.543<br>OBP: 0.338, SLG: 0.383 | L6                            |                                  | 2B                           | HBP                              | 1B                            | BB                               | HR                            | G4-6-3                           |                               | 1                                | 0                             | 0                                | 0                             | 0                                | 0                            | 1                               |                                   |                                    |                                  |        |  |
| Jeff Conine, R (1, 3)<br>OBP: 0.344, SLG: 0.476   | F8                            |                                  |                              | 2B                               | L6-4                          | 1B                               | F9                            | K                                |                               | 4                                | 0                             | 1                                | 0                             | 1                                | 1                            | 1                               |                                   |                                    |                                  |        |  |
| 31 Jay Gibbons, L (1, 9)<br>OBP: 0.352, SLG: 0.471  |                               |                                  |                              | IBB                              | K                             | BB                               | F7                            |                                  |                               | 2                                | 0                             | 0                                | 0                             | 2                                | 1                            | 3                               |                                   |                                    |                                  |        |  |
| Tony Batista, R (1, 5)<br>OBP: 0.287, SLG: 0.434  | K                             |                                  |                              | IBB                              | K                             | 1B                               | K                             |                                  |                               | 4                                | 0                             | 1                                | 1                             | 0                                | 3                            | 5                               |                                   |                                    |                                  |        |  |
| B.J. Surhoff, L (1, 10)<br>OBP: 0.361, SLG: 0.424   | F7                            |                                  |                              | G6-4-3                           | L6-4                          |                                  | K                             |                                  |                               | 4                                | 0                             | 1                                | 0                             | 0                                | 1                            | 3                               |                                   |                                    |                                  |        |  |
| Deivi Cruz, R (1, 6)<br>OBP: 0.271, SLG: 0.408  | P4                            |                                  |                              | G6-4-3                           |                               | 1B                               | F7                            |                                  |                               | 4                                | 1                             | 1                                | 0                             | 0                                | 0                            | 1                               |                                   |                                    |                                  |        |  |
| Brook Fordyce, R (1, 2)<br>OBP: 0.311, SLG: 0.339   | G6-3                          |                                  |                              | 1B                               |                               | 1B                               | HR                            |                                  |                               | 4                                | 1                             | 3                                | 0                             | 0                                | 0                            | 0                               |                                   |                                    |                                  |        |  |
| <b>Inning Stats</b>   | R: 1<br>E: 1<br>K: 1<br>S: 13 | H: 1<br>LOB: 2<br>BB: 2<br>P: 27 | R: 0<br>E: 0<br>K: 0<br>S: 8 | H: 0<br>LOB: 0<br>BB: 0<br>P: 10 | R: 0<br>E: 0<br>K: 1<br>S: 12 | H: 1<br>LOB: 3<br>BB: 1<br>P: 23 | R: 0<br>E: 0<br>K: 1<br>S: 14 | H: 2<br>LOB: 1<br>BB: 0<br>P: 22 | R: 1<br>E: 0<br>K: 1<br>S: 10 | H: 3<br>LOB: 2<br>BB: 1<br>P: 15 | R: 5<br>E: 0<br>K: 1<br>S: 17 | H: 5<br>LOB: 0<br>BB: 0<br>P: 22 | R: 0<br>E: 0<br>K: 1<br>S: 12 | H: 1<br>LOB: 0<br>BB: 0<br>P: 16 | R: 0<br>E: 0<br>K: 1<br>S: 6 | H: 1<br>LOB: 0<br>BB: 0<br>P: 9 | 1B: 12<br>2B: 2<br>3B: 0<br>HR: 1 | SF: 0<br>SAC: 0<br>DP: 3<br>HBP: 1 | WP: 0<br>PB: 0<br>SB: 1<br>CS: 0 | PA: 40 |  |
| <b>PITCHER</b>  | IP                            | WLS                              | BF                           | H                                | R                             | ER                               | SO                            | BB                               | IBB                           | HBP                              | BLK                           | WP                               | HR                            | S                                | P                            | ERA                             | WHIP                              |                                    |                                  |        |  |
| 41 John Lackey, R (1, 1)<br>ERA: 5.23   | 5.0                           | L                                | 29                           | 11                               | 6                             | 6                                | 4                             | 2                                | 2                             | 1                                | 0                             | 0                                | 0                             | 65                               | 107                          | 10.80                           | 2.600                             |                                    |                                  |        |  |
| Francisco Rodríguez, R (6, 1)<br>ERA: 3.12  | 2.0                           |                                  | 8                            | 2                                | 1                             | 1                                | 2                             | 0                                | 0                             | 0                                | 0                             | 0                                | 1                             | 21                               | 28                           | 4.50                            | 1.000                             |                                    |                                  |        |  |
| Troy Percival, R (8, 1)<br>ERA: 2.4   | 1.0                           |                                  | 3                            | 1                                | 0                             | 0                                | 1                             | 0                                | 0                             | 0                                | 0                             | 0                                | 0                             | 6                                | 9                            | 0.00                            | 1.000                             |                                    |                                  |        |  |

Anaheim Angels @ Baltimore Orioles  
Oriole Park at Camden Yards, Baltimore, MD

AB 35  
R 7  
H 14  
RBI 6  
BB 4  
SO 7  
LOB 17



WP: 0 PA: 40  
PB: 0  
SB: 1  
CS: 0

Sun Jul 20 2003, 1:35 PM EDT  
Att: 40,046 - Cloudy - 90 F







| Batter   | 1                             | 2                                | 3                             | 4                                | 5                             | 6                                | 7                             | 8                                | 9                             | AB                               | R                            | H                               | RBI                           | BB                               | SO                           | LOB                              | TOP                              |                                    |                                  |        |  |  |  |  |  |  |  |
|--|-------------------------------|----------------------------------|-------------------------------|----------------------------------|-------------------------------|----------------------------------|-------------------------------|----------------------------------|-------------------------------|----------------------------------|------------------------------|---------------------------------|-------------------------------|----------------------------------|------------------------------|----------------------------------|----------------------------------|------------------------------------|----------------------------------|--------|--|--|--|--|--|--|--|
| David Eckstein, R (1, 6)<br>OBP: 0.318, SLG: 0.318     | 1-1<br>P3                     |                                  |                               | 1-0<br>SH1-3<br>16<br>2B<br>HBP  |                               | 0-1<br>1B<br>SF7                 |                               | 1-1<br>G6-3                      |                               | 3                                | 2                            | 1                               | 0                             | 0                                | 0                            | 0                                |                                  |                                    |                                  |        |  |  |  |  |  |  |  |
| Darin Erstad, L (1, 8)<br>OBP: 0.317, SLG: 0.341       | 0-2<br>G5-3                   |                                  |                               | 0-0<br>SH1-3                     |                               | 1-1<br>1B                        |                               | 0-2<br>1B                        |                               | 3                                | 1                            | 2                               | 0                             | 0                                | 0                            | 0                                |                                  |                                    |                                  |        |  |  |  |  |  |  |  |
| Tim Salmon, R (1, 10)<br>OBP: 0.368, SLG: 0.473        | 0-2<br>G4-3                   |                                  |                               | 1-3<br>K                         |                               | 0-0<br>SF7                       |                               | 0-1<br>1B                        |                               | 3                                | 0                            | 1                               | 2                             | 0                                | 1                            | 1                                |                                  |                                    |                                  |        |  |  |  |  |  |  |  |
| 16 Garret Anderson, L (1, 7)<br>OBP: 0.349, SLG: 0.606 |                               | 2-2<br>CS<br>1B                  |                               | 1-1<br>2H                        |                               | 2-3<br>K                         |                               | 0-0<br>F9                        |                               | 4                                | 0                            | 2                               | 1                             | 0                                | 1                            | 2                                |                                  |                                    |                                  |        |  |  |  |  |  |  |  |
| Shawn Wooten, R (1, 3)<br>OBP: 0.343, SLG: 0.431       | 2-2<br>G5-3                   |                                  |                               | 4-2<br>BB                        |                               | 1-3<br>K                         |                               |                                  | 0-2<br>G3-1                   |                                  | 3                            | 0                               | 0                             | 0                                | 1                            | 1                                | 2                                |                                    |                                  |        |  |  |  |  |  |  |  |
| Scott Spiezio, S (1, 5)<br>OBP: 0.334, SLG: 0.446      | 0-2<br>P6                     |                                  |                               | 1-1<br>F7                        |                               |                                  | 0-3<br>K                      |                                  | 2-2<br>L4                     |                                  | 4                            | 0                               | 0                             | 0                                | 0                            | 1                                | 2                                |                                    |                                  |        |  |  |  |  |  |  |  |
| Benji Gil, R (1, 4)<br>OBP: 0.228, SLG: 0.291          |                               |                                  | 3-2<br>G6-3                   |                                  | 2-3<br>K                      |                                  |                               |                                  | 2-0<br>F9                     |                                  | 3                            | 0                               | 0                             | 0                                | 0                            | 2                                | 0                                |                                    |                                  |        |  |  |  |  |  |  |  |
| Adam Kennedy, L (9, PH)<br>OBP: 0.319, SLG: 0.331      |                               |                                  |                               |                                  |                               |                                  |                               |                                  |                               |                                  | 1                            | 0                               | 0                             | 0                                | 0                            | 0                                | 0                                |                                    |                                  |        |  |  |  |  |  |  |  |
| Eric Owens, R (1, 9)<br>OBP: 0.248, SLG: 0.271         |                               |                                  | 0-3<br>K                      |                                  | 0-1<br>P2                     |                                  |                               |                                  |                               |                                  | 3                            | 0                               | 0                             | 0                                | 0                            | 1                                | 0                                |                                    |                                  |        |  |  |  |  |  |  |  |
| José Molina, R (1, 2)<br>OBP: 0.212, SLG: 0.258        |                               |                                  | 2-2<br>G1-3                   |                                  | 0-1<br>P3                     |                                  |                               |                                  | 1-3<br>K                      |                                  | 3                            | 0                               | 0                             | 0                                | 0                            | 1                                | 0                                |                                    |                                  |        |  |  |  |  |  |  |  |
| <b>Inning Stats</b>                                    | R: 0<br>E: 0<br>K: 0<br>S: 10 | H: 0<br>LOB: 0<br>BB: 0<br>P: 11 | R: 0<br>E: 0<br>K: 0<br>S: 12 | H: 1<br>LOB: 0<br>BB: 0<br>P: 16 | R: 0<br>E: 0<br>K: 1<br>S: 13 | H: 0<br>LOB: 0<br>BB: 0<br>P: 18 | R: 1<br>E: 0<br>K: 1<br>S: 10 | H: 1<br>LOB: 2<br>BB: 1<br>P: 18 | R: 0<br>E: 0<br>K: 2<br>S: 11 | H: 2<br>LOB: 1<br>BB: 0<br>P: 15 | R: 0<br>E: 0<br>K: 2<br>S: 7 | H: 0<br>LOB: 0<br>BB: 0<br>P: 9 | R: 1<br>E: 0<br>K: 1<br>S: 17 | H: 2<br>LOB: 1<br>BB: 0<br>P: 19 | R: 0<br>E: 0<br>K: 0<br>S: 9 | H: 0<br>LOB: 0<br>BB: 0<br>P: 13 | 1B: 5<br>2B: 1<br>3B: 0<br>HR: 0 | SF: 1<br>SAC: 1<br>DP: 0<br>HBP: 1 | WP: 0<br>PB: 0<br>SB: 1<br>CS: 1 | PA: 34 |  |  |  |  |  |  |  |
| <b>PITCHER</b>   | IP                            | WLS                              | BF                            | H                                | R                             | ER                               | SO                            | BB                               | IBB                           | HBP                              | BLK                          | WP                              | HR                            | S                                | P                            | ERA                              | WHIP                             |                                    |                                  |        |  |  |  |  |  |  |  |
| Joe Kennedy, L (1, 1)<br>ERA: 5.82                     | 8.0                           | L                                | 31                            | 6                                | 3                             | 3                                | 8                             | 1                                | 0                             | 1                                | 0                            | 0                               | 0                             | 87                               | 115                          | 3.38                             | 0.875                            |                                    |                                  |        |  |  |  |  |  |  |  |
| Brandon Backe, R (9, 1)<br>ERA: 5.71                   | 1.0                           |                                  | 3                             | 0                                | 0                             | 0                                | 0                             | 0                                | 0                             | 0                                | 0                            | 0                               | 0                             | 9                                | 13                           | 0.00                             | 0.000                            |                                    |                                  |        |  |  |  |  |  |  |  |

Anaheim Angels @ Tampa Bay Devil Rays  
Tropicana Field, St. Petersburg, FL  
Tue Jul 22 2003, 12:15 PM EDT  
Att: 21,241 - Dome - 72 F

AB 30  
R 3  
H 6  
RBI 3  
BB 1  
SO 8  
LOB 7



| Batter  | 1                            | 2                                | 3                             | 4                                | 5                            | 6                                | 7                            | 8                               | 9                            | AB                               | R                            | H                                | RBI                          | BB                              | SO                            | LOB                              | BOTTOM                        |                                  |                                  |                                    |                                  |        |  |  |  |  |  |
|---|------------------------------|----------------------------------|-------------------------------|----------------------------------|------------------------------|----------------------------------|------------------------------|---------------------------------|------------------------------|----------------------------------|------------------------------|----------------------------------|------------------------------|---------------------------------|-------------------------------|----------------------------------|-------------------------------|----------------------------------|----------------------------------|------------------------------------|----------------------------------|--------|--|--|--|--|--|
| Marlon Anderson, L (1, 7)<br>OBP: 0.322, SLG: 0.354   | 0-3<br>K                     | 2-2<br>G6-3                      |                               |                                  | 1-0<br>S<br>HBP<br>1B        |                                  | 1-1<br>G4-3                  |                                 | 3-2<br>G3-1                  |                                  | 5                            | 0                                | 1                            | 0                               | 0                             | 1                                | 3                             |                                  |                                  |                                    |                                  |        |  |  |  |  |  |
| Antonio Perez, R (1, 4)<br>OBP: 0.400, SLG: 0.434     | 1-0<br>G4-3                  |                                  | 0-1<br>P4                     |                                  | 1-0<br>S<br>HBP              |                                  | 1-3<br>K                     |                                 |                              |                                  | 3                            | 0                                | 0                            | 0                               | 0                             | 1                                | 0                             |                                  |                                  |                                    |                                  |        |  |  |  |  |  |
| Aubrey Huff, L (1, 9)<br>OBP: 0.360, SLG: 0.533       | 1-1<br>1B                    |                                  | 4-0<br>BB                     |                                  | 1-3<br>K2-3                  |                                  |                              | 1-2<br>L9                       |                              | 3                                | 0                            | 1                                | 0                            | 1                               | 1                             | 2                                |                               |                                  |                                  |                                    |                                  |        |  |  |  |  |  |
| 5 Rocco Baldelli, R (1, 8)<br>OBP: 0.332, SLG: 0.444  | 1-3<br>K                     |                                  | 1-3<br>K                      |                                  | 3-1<br>G5-3                  |                                  |                              | 4-1<br>FC4<br>BB                |                              | 3                                | 0                            | 0                                | 0                            | 1                               | 2                             | 4                                |                               |                                  |                                  |                                    |                                  |        |  |  |  |  |  |
| Travis Lee, L (1, 3)<br>OBP: 0.341, SLG: 0.432        |                              | 4-1<br>G6-3<br>S<br>BB           | 2-1<br>F7                     |                                  | 2-1<br>F8                    |                                  |                              | 0-2<br>F7                       |                              | 3                                | 1                            | 0                                | 0                            | 1                               | 0                             | 2                                |                               |                                  |                                  |                                    |                                  |        |  |  |  |  |  |
| Damian Rolis, R (1, 5)<br>OBP: 0.297, SLG: 0.356      |                              | 3-2<br>G6-3                      |                               | 3-1<br>P3                        |                              | 1-1<br>E<br>1B                   |                              | 0-1<br>FC4                      |                              | 4                                | 0                            | 1                                | 0                            | 0                               | 0                             | 2                                |                               |                                  |                                  |                                    |                                  |        |  |  |  |  |  |
| Al Martin, L (1, 10)<br>OBP: 0.337, SLG: 0.380        |                              | 0-1<br>G4-3                      |                               | 0-0<br>G4-3                      |                              | 1 SAFE<br>3-1<br>SAFE<br>G3      |                              | 1-3<br>G3                       |                              | 3                                | 0                            | 0                                | 0                            | 1                               | 0                             | 2                                |                               |                                  |                                  |                                    |                                  |        |  |  |  |  |  |
| Javier Valentin, S (1, 2)<br>OBP: 0.274, SLG: 0.406   |                              | 4-0<br>E<br>BB                   |                               | 0-0<br>G4-3                      |                              | 0-1<br>G3                        |                              |                                 | 4-2<br>13<br>DI<br>BB        |                                  | 3                            | 0                                | 0                            | 0                               | 1                             | 0                                | 2                             |                                  |                                  |                                    |                                  |        |  |  |  |  |  |
| Julio Lugo, R (1, 6)<br>OBP: 0.314, SLG: 0.344        |                              | 3-2<br>E5                        |                               | 1-3<br>K                         |                              |                                  | 0-0<br>P3                    |                                 | 2-2<br>G6-3                  |                                  | 3                            | 0                                | 0                            | 0                               | 0                             | 1                                | 1                             |                                  |                                  |                                    |                                  |        |  |  |  |  |  |
| 13 Carl Crawford, L (9, PH)<br>OBP: 0.304, SLG: 0.346 |                              |                                  |                               |                                  |                              |                                  |                              |                                 | 1-2<br>G6-3                  |                                  | 1                            | 0                                | 0                            | 0                               | 0                             | 0                                | 1                             |                                  |                                  |                                    |                                  |        |  |  |  |  |  |
| <b>Inning Stats</b>                                   | R: 0<br>E: 0<br>K: 2<br>S: 9 | H: 1<br>LOB: 1<br>BB: 0<br>P: 12 | R: 1<br>E: 1<br>K: 0<br>S: 13 | H: 0<br>LOB: 2<br>BB: 2<br>P: 29 | R: 0<br>E: 0<br>K: 1<br>S: 7 | H: 0<br>LOB: 0<br>BB: 1<br>P: 14 | R: 0<br>E: 0<br>K: 0<br>S: 4 | H: 0<br>LOB: 0<br>BB: 0<br>P: 7 | R: 0<br>E: 0<br>K: 2<br>S: 9 | H: 1<br>LOB: 2<br>BB: 0<br>P: 16 | R: 0<br>E: 1<br>K: 0<br>S: 8 | H: 1<br>LOB: 1<br>BB: 0<br>P: 14 | R: 0<br>E: 0<br>K: 1<br>S: 6 | H: 0<br>LOB: 0<br>BB: 0<br>P: 8 | R: 0<br>E: 0<br>K: 0<br>S: 11 | H: 0<br>LOB: 1<br>BB: 1<br>P: 16 | R: 0<br>E: 0<br>K: 0<br>S: 13 | H: 0<br>LOB: 1<br>BB: 1<br>P: 22 | 1B: 3<br>2B: 0<br>3B: 0<br>HR: 0 | SF: 0<br>SAC: 0<br>DP: 0<br>HBP: 1 | WP: 0<br>PB: 0<br>SB: 3<br>CS: 0 | PA: 37 |  |  |  |  |  |
| <b>PITCHER</b>  | IP                           | WLS                              | BF                            | H                                | R                            | ER                               | SO                           | BB                              | IBB                          | HBP                              | BLK                          | WP                               | HR                           | S                               | P                             | ERA                              | WHIP                          |                                  |                                  |                                    |                                  |        |  |  |  |  |  |
| Ramon Ortiz, R (1, 1)<br>ERA: 4.05                    | 7.0                          | W                                | 29                            | 3                                | 1                            | 0                                | 6                            | 3                               | 0                            | 1                                | 0                            | 0                                | 0                            | 56                              | 100                           | 0.00                             | 0.857                         |                                  |                                  |                                    |                                  |        |  |  |  |  |  |
| Brendan Donnelly, R (8, 1)<br>ERA: 0.36               | 1.0                          | H                                | 4                             | 0                                | 0                            | 0                                | 0                            | 1                               | 0                            | 0                                | 0                            | 0                                | 0                            | 11                              | 16                            | 0.00                             | 1.000                         |                                  |                                  |                                    |                                  |        |  |  |  |  |  |
| Troy Percival, R (9, 1)<br>ERA: 2.32                  | 1.0                          | S                                | 4                             | 0                                | 0                            | 0                                | 0                            | 1                               | 0                            | 0                                | 0                            | 0                                | 0                            | 13                              | 22                            | 0.00                             | 1.000                         |                                  |                                  |                                    |                                  |        |  |  |  |  |  |

Anaheim Angels @ Tampa Bay Devil Rays  
Tropicana Field, St. Petersburg, FL  
Tue Jul 22 2003, 12:15 PM EDT  
Att: 21,241 - Dome - 72 F

AB 31  
R 1  
H 3  
RBI 0  
BB 5  
SO 6  
LOB 19





| Batter  | 1                             | 2                                | 3                             | 4                                | 5                             | 6                                | 7                            | 8                                | 9                            | AB                               | R                             | H                                | RBI                           | BB                               | SO                           | LOB                              | TOP                           |                                  |                                   |                                    |                                  |        |  |  |  |  |  |
|---|-------------------------------|----------------------------------|-------------------------------|----------------------------------|-------------------------------|----------------------------------|------------------------------|----------------------------------|------------------------------|----------------------------------|-------------------------------|----------------------------------|-------------------------------|----------------------------------|------------------------------|----------------------------------|-------------------------------|----------------------------------|-----------------------------------|------------------------------------|----------------------------------|--------|--|--|--|--|--|
| David Eckstein, R<br>(1, 6)<br>OBP: 0.321, SLG: 0.319     |                               |                                  |                               |                                  |                               |                                  |                              |                                  |                              | 5                                | 1                             | 2                                | 0                             | 1                                | 1                            | 4                                |                               |                                  |                                   |                                    |                                  |        |  |  |  |  |  |
| Darin Erstad, L<br>(1, 8)<br>OBP: 0.328, SLG: 0.363       |                               |                                  |                               |                                  |                               |                                  |                              |                                  |                              | 4                                | 1                             | 3                                | 1                             | 1                                | 0                            | 0                                |                               |                                  |                                   |                                    |                                  |        |  |  |  |  |  |
| Tim Salmon, R<br>(1, 10)<br>OBP: 0.366, SLG: 0.472        |                               |                                  |                               |                                  |                               |                                  |                              |                                  |                              | 5                                | 2                             | 1                                | 1                             | 0                                | 1                            | 4                                |                               |                                  |                                   |                                    |                                  |        |  |  |  |  |  |
| 16 Garret Anderson, L<br>(1, 7)<br>OBP: 0.331, SLG: 0.605 |                               |                                  |                               |                                  |                               |                                  |                              |                                  |                              | 4                                | 1                             | 2                                | 0                             | 1                                | 0                            | 3                                |                               |                                  |                                   |                                    |                                  |        |  |  |  |  |  |
| Scott Spiezio, S<br>(1, 5)<br>OBP: 0.335, SLG: 0.450      |                               |                                  |                               |                                  |                               |                                  |                              |                                  |                              | 4                                | 1                             | 2                                | 2                             | 0                                | 0                            | 2                                |                               |                                  |                                   |                                    |                                  |        |  |  |  |  |  |
| Shawn Wooten, R<br>(1, 3)<br>OBP: 0.331, SLG: 0.418       |                               |                                  |                               |                                  |                               |                                  |                              |                                  |                              | 4                                | 0                             | 0                                | 1                             | 0                                | 1                            | 4                                |                               |                                  |                                   |                                    |                                  |        |  |  |  |  |  |
| Jeff DaVanon, S<br>(1, 9)<br>OBP: 0.383, SLG: 0.556       |                               |                                  |                               |                                  |                               |                                  |                              |                                  |                              | 5                                | 1                             | 3                                | 1                             | 0                                | 1                            | 0                                |                               |                                  |                                   |                                    |                                  |        |  |  |  |  |  |
| Bengie Molina, R<br>(1, 2)<br>OBP: 0.310, SLG: 0.445      |                               |                                  |                               |                                  |                               |                                  |                              |                                  |                              | 5                                | 1                             | 2                                | 1                             | 0                                | 0                            | 2                                |                               |                                  |                                   |                                    |                                  |        |  |  |  |  |  |
| Adam Kennedy, L<br>(1, 4)<br>OBP: 0.320, SLG: 0.341       |                               |                                  |                               |                                  |                               |                                  |                              |                                  |                              | 4                                | 1                             | 1                                | 2                             | 1                                | 1                            | 1                                |                               |                                  |                                   |                                    |                                  |        |  |  |  |  |  |
| <b>Inning Stats</b>                                       | R: 4<br>E: 0<br>K: 0<br>S: 15 | H: 5<br>LOB: 3<br>BB: 2<br>P: 26 | R: 0<br>E: 0<br>K: 0<br>S: 10 | H: 1<br>LOB: 2<br>BB: 1<br>P: 19 | R: 2<br>E: 0<br>K: 1<br>S: 16 | H: 4<br>LOB: 2<br>BB: 0<br>P: 20 | R: 0<br>E: 0<br>K: 1<br>S: 7 | H: 0<br>LOB: 0<br>BB: 0<br>P: 11 | R: 0<br>E: 0<br>K: 1<br>S: 9 | H: 0<br>LOB: 0<br>BB: 1<br>P: 17 | R: 2<br>E: 0<br>K: 1<br>S: 17 | H: 2<br>LOB: 0<br>BB: 0<br>P: 22 | R: 1<br>E: 0<br>K: 1<br>S: 13 | H: 1<br>LOB: 0<br>BB: 0<br>P: 20 | R: 0<br>E: 0<br>K: 0<br>S: 8 | H: 2<br>LOB: 2<br>BB: 0<br>P: 13 | R: 0<br>E: 0<br>K: 0<br>S: 11 | H: 1<br>LOB: 1<br>BB: 0<br>P: 12 | 1B: 10<br>2B: 3<br>3B: 0<br>HR: 3 | SF: 2<br>SAC: 0<br>DP: 0<br>HBP: 0 | WP: 0<br>PB: 0<br>SB: 0<br>CS: 1 | PA: 47 |  |  |  |  |  |
| <b>PITCHER</b>  | IP                            | WLS                              | BF                            | H                                | R                             | ER                               | SO                           | BB                               | IBB                          | HBP                              | BLK                           | WP                               | HR                            | S                                | P                            | ERA                              | WHIP                          |                                  |                                   |                                    |                                  |        |  |  |  |  |  |
| Ismael Valdez, R<br>ERA: 6.27                             | (1, 1)                        | 2.1                              | 19                            | 9                                | 6                             | 6                                | 0                            | 3                                | 0                            | 0                                | 0                             | 0                                | 1                             | 33                               | 54                           | 23.14                            | 5.143                         |                                  |                                   |                                    |                                  |        |  |  |  |  |  |
| Erasmio Ramirez, L<br>ERA: 4.61                           | (3, 1)                        | 2.2                              | W                             | 9                                | 1                             | 0                                | 0                            | 3                                | 1                            | 0                                | 0                             | 0                                | 0                             | 24                               | 39                           | 0.00                             | 0.750                         |                                  |                                   |                                    |                                  |        |  |  |  |  |  |
| Aaron Fultz, L<br>ERA: 4.8                                | (6, 1)                        | 1.2                              | H                             | 8                                | 3                             | 3                                | 3                            | 1                                | 0                            | 0                                | 0                             | 0                                | 2                             | 27                               | 39                           | 16.20                            | 1.800                         |                                  |                                   |                                    |                                  |        |  |  |  |  |  |
| 56 Rosman Garcia, R<br>ERA: 4.63                          | (7, 1)                        | 1.1                              | S                             | 6                                | 2                             | 0                                | 0                            | 1                                | 0                            | 0                                | 0                             | 0                                | 0                             | 11                               | 16                           | 0.00                             | 1.500                         |                                  |                                   |                                    |                                  |        |  |  |  |  |  |
| Francisco Cordero, R<br>ERA: 3.18                         | (9, 1)                        | 1.0                              | S                             | 4                                | 1                             | 0                                | 0                            | 0                                | 0                            | 0                                | 0                             | 0                                | 0                             | 11                               | 12                           | 0.00                             | 1.000                         |                                  |                                   |                                    |                                  |        |  |  |  |  |  |

Anaheim Angels @ Texas Rangers  
The Ballpark at Arlington, Arlington, TX  
Wed Jul 23 2003, 8:05 PM EDT  
Att: 24,093 - Sunny - 89 F

|     |    |
|-----|----|
| AB  | 40 |
| R   | 9  |
| H   | 16 |
| RBI | 9  |
| BB  | 4  |
| SO  | 5  |
| LOB | 20 |



| Batter  | 1                             | 2                                | 3                             | 4                                | 5                            | 6                                | 7                             | 8                                | 9                            | AB                               | R                             | H                                | RBI                           | BB                               | SO                           | LOB                              | BOTTOM                        |                                  |                                   |                                    |                                  |        |  |  |  |  |  |
|---|-------------------------------|----------------------------------|-------------------------------|----------------------------------|------------------------------|----------------------------------|-------------------------------|----------------------------------|------------------------------|----------------------------------|-------------------------------|----------------------------------|-------------------------------|----------------------------------|------------------------------|----------------------------------|-------------------------------|----------------------------------|-----------------------------------|------------------------------------|----------------------------------|--------|--|--|--|--|--|
| 10 Michael Young, R<br>(1, 4)<br>OBP: 0.357, SLG: 0.471 |                               |                                  |                               |                                  |                              |                                  |                               |                                  |                              | 4                                | 2                             | 2                                | 1                             | 0                                | 0                            | 1                                |                               |                                  |                                   |                                    |                                  |        |  |  |  |  |  |
| Doug Glanville, R<br>(1, 8)<br>OBP: 0.300, SLG: 0.351   |                               |                                  |                               |                                  |                              |                                  |                               |                                  |                              | 5                                | 2                             | 4                                | 2                             | 0                                | 0                            | 1                                |                               |                                  |                                   |                                    |                                  |        |  |  |  |  |  |
| Alex Rodriguez, R<br>(1, 6)<br>OBP: 0.377, SLG: 0.538   |                               |                                  |                               |                                  |                              |                                  |                               |                                  |                              | 4                                | 3                             | 1                                | 2                             | 1                                | 0                            | 4                                |                               |                                  |                                   |                                    |                                  |        |  |  |  |  |  |
| Shane Spencer, R<br>(1, 7)<br>OBP: 0.321, SLG: 0.433    |                               |                                  |                               |                                  |                              |                                  |                               |                                  |                              | 4                                | 1                             | 2                                | 4                             | 0                                | 1                            | 1                                |                               |                                  |                                   |                                    |                                  |        |  |  |  |  |  |
| 23 Mark Teixeira, S<br>(1, 3)<br>OBP: 0.343, SLG: 0.474 |                               |                                  |                               |                                  |                              |                                  |                               |                                  |                              | 4                                | 0                             | 1                                | 1                             | 1                                | 1                            | 1                                |                               |                                  |                                   |                                    |                                  |        |  |  |  |  |  |
| 21 Jason Jones, S<br>(1, 10)<br>OBP: 0.333, SLG: 0.333  |                               |                                  |                               |                                  |                              |                                  |                               |                                  |                              | 3                                | 0                             | 1                                | 0                             | 0                                | 0                            | 2                                |                               |                                  |                                   |                                    |                                  |        |  |  |  |  |  |
| Rafael Palmeiro, L<br>(6, PH)<br>OBP: 0.347, SLG: 0.463 |                               |                                  |                               |                                  |                              |                                  |                               |                                  |                              | 2                                | 0                             | 1                                | 1                             | 0                                | 1                            | 0                                |                               |                                  |                                   |                                    |                                  |        |  |  |  |  |  |
| Todd Greene, R<br>(1, 2)<br>OBP: 0.243, SLG: 0.420      |                               |                                  |                               |                                  |                              |                                  |                               |                                  |                              | 4                                | 1                             | 1                                | 0                             | 0                                | 0                            | 3                                |                               |                                  |                                   |                                    |                                  |        |  |  |  |  |  |
| Marcus Thames, R<br>(1, 9)<br>OBP: 0.357, SLG: 0.455    |                               |                                  |                               |                                  |                              |                                  |                               |                                  |                              | 2                                | 2                             | 0                                | 0                             | 2                                | 1                            | 0                                |                               |                                  |                                   |                                    |                                  |        |  |  |  |  |  |
| Donnie Sadler, R<br>(1, 5)<br>OBP: 0.312, SLG: 0.346    |                               |                                  |                               |                                  |                              |                                  |                               |                                  |                              | 3                                | 1                             | 0                                | 0                             | 1                                | 2                            | 1                                |                               |                                  |                                   |                                    |                                  |        |  |  |  |  |  |
| <b>Inning Stats</b>                                     | R: 2<br>E: 0<br>K: 0<br>S: 15 | H: 3<br>LOB: 1<br>BB: 0<br>P: 25 | R: 5<br>E: 1<br>K: 0<br>S: 17 | H: 3<br>LOB: 1<br>BB: 3<br>P: 34 | R: 0<br>E: 0<br>K: 1<br>S: 7 | H: 0<br>LOB: 0<br>BB: 0<br>P: 10 | R: 3<br>E: 0<br>K: 0<br>S: 14 | H: 4<br>LOB: 1<br>BB: 0<br>P: 21 | R: 0<br>E: 0<br>K: 1<br>S: 8 | H: 0<br>LOB: 0<br>BB: 0<br>P: 10 | R: 1<br>E: 0<br>K: 1<br>S: 11 | H: 2<br>LOB: 2<br>BB: 1<br>P: 22 | R: 1<br>E: 0<br>K: 1<br>S: 10 | H: 1<br>LOB: 1<br>BB: 1<br>P: 15 | R: 0<br>E: 0<br>K: 2<br>S: 8 | H: 0<br>LOB: 0<br>BB: 0<br>P: 12 | R: 0<br>E: 0<br>K: 0<br>S: 11 | H: 0<br>LOB: 0<br>BB: 0<br>P: 12 | 1B: 10<br>2B: 1<br>3B: 0<br>HR: 2 | SF: 2<br>SAC: 0<br>DP: 0<br>HBP: 0 | WP: 0<br>PB: 0<br>SB: 2<br>CS: 0 | PA: 42 |  |  |  |  |  |
| <b>PITCHER</b>  | IP                            | WLS                              | BF                            | H                                | R                            | ER                               | SO                            | BB                               | IBB                          | HBP                              | BLK                           | WP                               | HR                            | S                                | P                            | ERA                              | WHIP                          |                                  |                                   |                                    |                                  |        |  |  |  |  |  |
| Jarrod Washburn, L<br>ERA: 4.92                         | (1, 1)                        | 3.1                              | L                             | 22                               | 9                            | 10                               | 1                             | 2                                | 1                            | 0                                | 1                             | 0                                | 0                             | 48                               | 84                           | 27.00                            | 3.300                         |                                  |                                   |                                    |                                  |        |  |  |  |  |  |
| 62 Scot Shields, R<br>ERA: 1.82                         | (4, 1)                        | 3.1                              |                               | 16                               | 4                            | 2                                | 3                             | 1                                | 1                            | 0                                | 0                             | 0                                | 0                             | 32                               | 51                           | 5.40                             | 1.500                         |                                  |                                   |                                    |                                  |        |  |  |  |  |  |
| Francisco Rodriguez, R<br>ERA: 3.04                     | (7, 1)                        | 1.1                              |                               | 4                                | 0                            | 0                                | 2                             | 0                                | 0                            | 0                                | 0                             | 0                                | 0                             | 10                               | 14                           | 0.00                             | 0.000                         |                                  |                                   |                                    |                                  |        |  |  |  |  |  |

Anaheim Angels @ Texas Rangers  
The Ballpark at Arlington, Arlington, TX  
Wed Jul 23 2003, 8:05 PM EDT  
Att: 24,093 - Sunny - 89 F

|     |    |
|-----|----|
| AB  | 35 |
| R   | 12 |
| H   | 13 |
| RBI | 11 |
| BB  | 5  |
| SO  | 6  |
| LOB | 14 |









| Batter  | 1                             | 2                                | 3                            | 4                                | 5                            | 6                                | 7                            | 8                                | 9                            | AB                               | R                             | H                                | RBI                           | BB                               | SO                           | LOB                              | TOP   |                                  |                                    |                                  |        |
|---|-------------------------------|----------------------------------|------------------------------|----------------------------------|------------------------------|----------------------------------|------------------------------|----------------------------------|------------------------------|----------------------------------|-------------------------------|----------------------------------|-------------------------------|----------------------------------|------------------------------|----------------------------------|---|----------------------------------|------------------------------------|----------------------------------|--------|
| <b>Billy McMillon, L</b> (1, 7)<br>OBP: 0.402, SLG: 0.426<br><b>Adam Platt, R</b> (9, 7)<br>OBP: 0.298, SLG: 0.468    | L7                            |                                  | G3                           |                                  | 1B                           |                                  | BB                           |                                  | HR                           | 4                                | 1                             | 2                                | 1                             | 1                                | 0                            | 0                                | <b>Oakland Athletics @ Anaheim Angels</b><br>Edison International Field, Anaheim, CA<br>Fri Jul 25 2003, 10:05 PM EDT<br>Att: 43,797 - Sunny - 76 F |                                  |                                    |                                  |        |
| <b>Scott Hatteberg, L</b> (1, 3)<br>OBP: 0.341, SLG: 0.367  | F7                            |                                  | G4-3                         |                                  | G4-3                         |                                  | G4-3                         |                                  | G1-3                         | 5                                | 0                             | 0                                | 0                             | 0                                | 0                            | 3                                |   |                                  |                                    |                                  |        |
| <b>Erubiel Durazo, L</b> (1, 10)<br>OBP: 0.396, SLG: 0.452  | 1B                            |                                  | K                            |                                  |                              |                                  | FC3-6                        |                                  | 2B                           | 4                                | 1                             | 2                                | 0                             | 1                                | 1                            | 0                                |   |                                  |                                    |                                  |        |
| <b>Miguel Tejada, R</b> (1, 6)<br>OBP: 0.310, SLG: 0.425  | 1B                            |                                  |                              |                                  | L7                           |                                  | P6                           |                                  | K                            | 5                                | 1                             | 2                                | 1                             | 0                                | 1                            | 1                                |   |                                  |                                    |                                  |        |
| <b>3 Eric Chavez, L</b> (1, 5)<br>OBP: 0.330, SLG: 0.479  | K                             |                                  |                              |                                  | 2B                           |                                  | FC3-6                        |                                  | F9                           | 4                                | 0                             | 1                                | 0                             | 0                                | 1                            | 4                                |   |                                  |                                    |                                  |        |
| <b>Ramon Hernandez, R</b> (1, 2)  |                               |                                  |                              |                                  | K2-3                         |                                  | K                            |                                  | 2B                           | 4                                | 0                             | 1                                | 1                             | 0                                | 2                            | 2                                |   |                                  |                                    |                                  |        |
| <b>Mark Ellis, R</b> (1, 4)<br>OBP: 0.327, SLG: 0.376   |                               |                                  |                              |                                  | F8                           |                                  |                              |                                  | 2B                           | 4                                | 0                             | 1                                | 0                             | 0                                | 0                            | 1                                |   |                                  |                                    |                                  |        |
| <b>Terrence Long, L</b> (1, 9)<br>OBP: 0.298, SLG: 0.394  |                               |                                  |                              |                                  |                              |                                  | G5-3                         |                                  | P5                           | 3                                | 0                             | 1                                | 0                             | 1                                | 0                            | 2                                |   |                                  |                                    |                                  |        |
| <b>Eric Byrnes, R</b> (1, 8)<br>OBP: 0.348, SLG: 0.494<br><b>Chris Singleton, L</b> (8, PH)<br>OBP: 0.313, SLG: 0.376 |                               |                                  |                              |                                  |                              |                                  | P4                           |                                  | K                            | 3                                | 0                             | 0                                | 0                             | 0                                | 1                            | 2                                |   |                                  |                                    |                                  |        |
| <b>Inning Stats</b>   | R: 0<br>E: 0<br>K: 1<br>S: 13 | H: 2<br>LOB: 2<br>BB: 0<br>P: 25 | R: 0<br>E: 0<br>K: 0<br>S: 8 | H: 0<br>LOB: 1<br>BB: 1<br>P: 14 | R: 0<br>E: 0<br>K: 1<br>S: 7 | H: 0<br>LOB: 0<br>BB: 0<br>P: 12 | R: 0<br>E: 0<br>K: 1<br>S: 7 | H: 1<br>LOB: 1<br>BB: 0<br>P: 11 | R: 0<br>E: 0<br>K: 0<br>S: 6 | H: 0<br>LOB: 1<br>BB: 1<br>P: 15 | R: 0<br>E: 0<br>K: 1<br>S: 11 | H: 1<br>LOB: 2<br>BB: 1<br>P: 19 | R: 2<br>E: 0<br>K: 1<br>S: 20 | H: 4<br>LOB: 2<br>BB: 0<br>P: 32 | R: 1<br>E: 0<br>K: 1<br>S: 9 | H: 1<br>LOB: 0<br>BB: 0<br>P: 16 |   | 1B: 5<br>2B: 4<br>3B: 0<br>HR: 1 | SF: 0<br>SAC: 0<br>DP: 0<br>HBP: 0 | WP: 0<br>PB: 0<br>SB: 2<br>CS: 0 | PA: 40 |
| <b>PITCHER</b>  | IP                            | WLS                              | BF                           | H                                | R                            | ER                               | SO                           | BB                               | IBB                          | HBP                              | BLK                           | WP                               | HR                            | S                                | P                            | ERA                              | WHIP  |                                  |                                    |                                  |        |
| <b>41 John Lackey, R</b> (1, 1)<br>ERA: 4.86  | 6.2                           |                                  | 28                           | 5                                | 0                            | 0                                | 5                            | 3                                | 0                            | 0                                | 0                             | 0                                | 0                             | 58                               | 103                          | 0.00                             | 1.200   |                                  |                                    |                                  |        |
| <b>Brendan Donnelly, R</b> (7, 1)<br>ERA: 0.71  | 0.2                           | L                                | 6                            | 4                                | 2                            | 2                                | 0                            | 0                                | 0                            | 0                                | 0                             | 0                                | 0                             | 17                               | 30                           | 27.00                            | 6.000   |                                  |                                    |                                  |        |
| <b>Francisco Rodriguez, R</b> (8, 1)<br>ERA: 3.11   | 1.2                           |                                  | 6                            | 1                                | 1                            | 1                                | 2                            | 0                                | 0                            | 0                                | 0                             | 0                                | 1                             | 14                               | 22                           | 5.40                             | 0.600   |                                  |                                    |                                  |        |

|     |    |
|-----|----|
| AB  | 37 |
| R   | 3  |
| H   | 10 |
| RBI | 3  |
| BB  | 3  |
| SO  | 7  |
| LOB | 17 |



| Batter   | 1                            | 2                               | 3                             | 4                                | 5                            | 6                               | 7                             | 8                                | 9                             | AB                               | R                             | H                                | RBI                          | BB                               | SO                            | LOB                              | BOTTOM  |                                    |                                  |        |  |
|--|------------------------------|---------------------------------|-------------------------------|----------------------------------|------------------------------|---------------------------------|-------------------------------|----------------------------------|-------------------------------|----------------------------------|-------------------------------|----------------------------------|------------------------------|----------------------------------|-------------------------------|----------------------------------|---|------------------------------------|----------------------------------|--------|--|
| <b>David Eckstein, R</b> (1, 10)<br>OBP: 0.328, SLG: 0.328   | G4-3                         |                                 | S                             |                                  | G4-3                         |                                 | F9                            |                                  |                               | 4                                | 0                             | 1                                | 0                            | 0                                | 0                             | 0                                | <b>Oakland Athletics @ Anaheim Angels</b><br>Edison International Field, Anaheim, CA<br>Fri Jul 25 2003, 10:05 PM EDT<br>Att: 43,797 - Sunny - 76 F |                                    |                                  |        |  |
| <b>Darin Erstad, L</b> (1, 8)<br>OBP: 0.318, SLG: 0.351  | G5-3                         |                                 | F7                            |                                  |                              |                                 | G3                            |                                  | G3                            | 4                                | 0                             | 0                                | 0                            | 0                                | 0                             | 1                                |   |                                    |                                  |        |  |
| <b>Tim Salmon, R</b> (1, 9)<br>OBP: 0.369, SLG: 0.471<br><b>Eric Owens, R</b> (8, PR)<br>OBP: 0.248, SLG: 0.271  | F9                           |                                 | BB                            |                                  |                              |                                 | 1B                            |                                  | 1B                            | 3                                | 1                             | 2                                | 0                            | 1                                | 0                             | 0                                |   |                                    |                                  |        |  |
| <b>16 Garret Anderson, L</b> (1, 7)<br>OBP: 0.351, SLG: 0.597  |                              |                                 | K                             |                                  |                              |                                 | G6-3                          |                                  | 1B                            | 4                                | 0                             | 1                                | 0                            | 0                                | 1                             | 3                                |   |                                    |                                  |        |  |
| <b>Shawn Wooten, R</b> (1, 3)<br>OBP: 0.344, SLG: 0.418  |                              |                                 |                               |                                  | P6                           |                                 | 1B                            |                                  | G6-4-3                        | 3                                | 0                             | 1                                | 0                            | 1                                | 0                             | 2                                |   |                                    |                                  |        |  |
| <b>Scott Spiezio, S</b> (1, 5)<br>OBP: 0.338, SLG: 0.460   |                              |                                 | K                             |                                  | K                            |                                 | E9                            |                                  | L8                            | 4                                | 0                             | 1                                | 1                            | 0                                | 1                             | 1                                |   |                                    |                                  |        |  |
| <b>Bengie Molina, R</b> (1, 2)<br>OBP: 0.311, SLG: 0.448   |                              |                                 | K                             |                                  | K                            |                                 | F9                            |                                  | F9                            | 4                                | 0                             | 1                                | 0                            | 0                                | 1                             | 2                                |   |                                    |                                  |        |  |
| <b>Benji Gil, R</b> (1, 4)<br>OBP: 0.222, SLG: 0.283<br><b>Adam Kennedy, L</b> (8, PH)<br>OBP: 0.320, SLG: 0.353 |                              |                                 | K                             |                                  | G5-3                         |                                 | K                             |                                  | HR                            | 3                                | 0                             | 0                                | 0                            | 0                                | 2                             | 2                                |   |                                    |                                  |        |  |
| <b>Alfredo Amezaga, S</b> (1, 6)<br>OBP: 0.372, SLG: 0.538   |                              |                                 | F8                            |                                  | P4                           |                                 | B3                            |                                  | K                             | 3                                | 0                             | 0                                | 0                            | 0                                | 0                             | 0                                |   |                                    |                                  |        |  |
| <b>Jeff DaVanon, S</b> (8, PH)<br>ERA: 2.63  |                              |                                 |                               |                                  |                              |                                 |                               |                                  | K                             | 1                                | 0                             | 0                                | 0                            | 0                                | 1                             | 0                                |   |                                    |                                  |        |  |
| <b>Inning Stats</b>  | R: 0<br>E: 0<br>K: 0<br>S: 7 | H: 0<br>LOB: 0<br>BB: 0<br>P: 8 | R: 0<br>E: 0<br>K: 1<br>S: 12 | H: 2<br>LOB: 0<br>BB: 0<br>P: 20 | R: 0<br>E: 0<br>K: 2<br>S: 7 | H: 0<br>LOB: 0<br>BB: 0<br>P: 7 | R: 0<br>E: 0<br>K: 0<br>S: 10 | H: 0<br>LOB: 0<br>BB: 0<br>P: 13 | R: 1<br>E: 1<br>K: 0<br>S: 12 | H: 2<br>LOB: 2<br>BB: 1<br>P: 22 | R: 0<br>E: 0<br>K: 1<br>S: 10 | H: 0<br>LOB: 0<br>BB: 0<br>P: 14 | R: 0<br>E: 0<br>K: 0<br>S: 9 | H: 2<br>LOB: 2<br>BB: 0<br>P: 14 | R: 1<br>E: 0<br>K: 1<br>S: 11 | H: 1<br>LOB: 0<br>BB: 0<br>P: 15 | 1B: 5<br>2B: 2<br>3B: 0<br>HR: 1  | SF: 0<br>SAC: 0<br>DP: 1<br>HBP: 0 | WP: 0<br>PB: 0<br>SB: 1<br>CS: 0 | PA: 36 |  |
| <b>PITCHER</b>   | IP                           | WLS                             | BF                            | H                                | R                            | ER                              | SO                            | BB                               | IBB                           | HBP                              | BLK                           | WP                               | HR                           | S                                | P                             | ERA                              | WHIP  |                                    |                                  |        |  |
| <b>Ted Lilly, L</b> (1, 1)<br>ERA: 4.99  | 7.0                          |                                 | 28                            | 5                                | 1                            | 1                               | 5                             | 1                                | 0                             | 0                                | 0                             | 0                                | 0                            | 9                                | 14                            | 0.00                             | 2.000   |                                    |                                  |        |  |
| <b>Chad Bradford, R</b> (8, 1)<br>ERA: 3.62  | 1.0                          | H                               | 4                             | 2                                | 0                            | 0                               | 0                             | 0                                | 0                             | 0                                | 0                             | 0                                | 0                            | 9                                | 14                            | 0.00                             | 2.000   |                                    |                                  |        |  |
| <b>Keith Foulke, R</b> (9, 1)<br>ERA: 2.63   | 1.0                          | S                               | 4                             | 1                                | 1                            | 1                               | 1                             | 0                                | 0                             | 0                                | 0                             | 0                                | 1                            | 11                               | 15                            | 9.00                             | 1.000   |                                    |                                  |        |  |

|     |    |
|-----|----|
| AB  | 34 |
| R   | 2  |
| H   | 8  |
| RBI | 2  |
| BB  | 2  |
| SO  | 6  |
| LOB | 11 |





| Batter  | 1                             | 2                                | 3                             | 4                                | 5                             | 6                                | 7                            | 8                                | 9                               | AB                               | R                            | H                               | RBI                          | BB                               | SO                            | LOB                              | TOP                           |                                  |                                  |                                    |                                  |        |  |  |  |  |
|---|-------------------------------|----------------------------------|-------------------------------|----------------------------------|-------------------------------|----------------------------------|------------------------------|----------------------------------|---------------------------------|----------------------------------|------------------------------|---------------------------------|------------------------------|----------------------------------|-------------------------------|----------------------------------|-------------------------------|----------------------------------|----------------------------------|------------------------------------|----------------------------------|--------|--|--|--|--|
| <b>Billy McMillon, L</b><br>OBP: 0.414, SLG: 0.493<br><b>Terrence Long, L</b><br>OBP: 0.298, SLG: 0.394 | 1-1<br>HR                     | 2-2<br>F7                        |                               | 3-2<br>L4                        |                               | 1-1<br>FC4-6<br>1B               |                              |                                  | 0-0<br>G4-3<br>1B<br>2B         | 5                                | 1                            | 3                               | 1                            | 0                                | 0                             | 2                                |                               |                                  |                                  |                                    |                                  |        |  |  |  |  |
| <b>Mark Ellis, R</b><br>OBP: 0.326, SLG: 0.373  | 0-2<br>2B<br>1B               | 0-0<br>F9                        |                               | 1-2<br>P4                        |                               | 1-0<br>FC4-6<br>1-2              |                              |                                  | 1-1<br>G4-3                     | 5                                | 1                            | 1                               | 0                            | 0                                | 0                             | 4                                |                               |                                  |                                  |                                    |                                  |        |  |  |  |  |
| <b>Erubiel Durazo, L</b><br>OBP: 0.394, SLG: 0.449  | 2-2<br>F7                     |                                  | 2-2<br>G6-3                   | 1-0<br>F8                        |                               |                                  | 0-2<br>G3-1                  |                                  | 0-0<br>3<br>2B<br>1B            | 5                                | 1                            | 1                               | 1                            | 0                                | 0                             | 1                                |                               |                                  |                                  |                                    |                                  |        |  |  |  |  |
| <b>Miguel Tejada, R</b><br>OBP: 0.313, SLG: 0.430   | 3-2<br>1-H<br>2B              |                                  | 1-1<br>3<br>1B<br>1B          |                                  | 3-2<br>G5-3                   |                                  | 2-3<br>K                     |                                  | 0-1<br>3-H<br>3<br>2B<br>1B     | 5                                | 2                            | 3                               | 1                            | 0                                | 1                             | 0                                |                               |                                  |                                  |                                    |                                  |        |  |  |  |  |
| <b>3 Eric Chavez, L</b><br>OBP: 0.331, SLG: 0.481   | 0-0<br>F7                     |                                  | 1-0<br>1B<br>2B               | 1-3<br>E3                        |                               | 1-3<br>K                         | 3-1<br>CS<br>1B              |                                  | 2-2<br>G4-3<br>1-H<br>2-H<br>2B | 5                                | 1                            | 2                               | 2                            | 0                                | 1                             | 2                                |                               |                                  |                                  |                                    |                                  |        |  |  |  |  |
| <b>Scott Hatteberg, L</b><br>OBP: 0.344, SLG: 0.373   | 1-1<br>F8                     |                                  | 1-1<br>2B<br>1B               | 1-1<br>2B<br>1B                  |                               | 1-1<br>1B                        | 3-0<br>CS<br>1-2             | 0-2<br>17<br>1B<br>2B            | 2-2<br>G4-3                     | 5                                | 1                            | 3                               | 1                            | 0                                | 0                             | 2                                |                               |                                  |                                  |                                    |                                  |        |  |  |  |  |
| <b>Adam Platt, R</b><br>OBP: 0.292, SLG: 0.463  |                               | 2-3<br>K                         | 2-2<br>1-3<br>2B              | 1-3<br>2B                        |                               | 1-3<br>K                         |                              | 2-3<br>K                         | 1-3<br>K                        | 5                                | 0                            | 1                               | 1                            | 0                                | 4                             | 4                                |                               |                                  |                                  |                                    |                                  |        |  |  |  |  |
| <b>17 Adam Melhuse, S</b><br>OBP: 0.273, SLG: 0.400   |                               | 4-2<br>BB<br>BB                  | 3-3<br>K                      |                                  | 0-3<br>K                      |                                  |                              | 2-2<br>G6-3<br>1B                |                                 | 3                                | 0                            | 1                               | 1                            | 1                                | 2                             | 2                                |                               |                                  |                                  |                                    |                                  |        |  |  |  |  |
| <b>Chris Singleton, L</b><br>OBP: 0.312, SLG: 0.371   |                               | 4-2<br>1-2<br>BB                 | 1-0<br>G4-3                   |                                  | 0-0<br>G3-1                   |                                  |                              | 1-1<br>G6-3                      |                                 | 3                                | 0                            | 0                               | 0                            | 1                                | 0                             | 3                                |                               |                                  |                                  |                                    |                                  |        |  |  |  |  |
| <b>Inning Stats</b>   | R: 2<br>E: 0<br>K: 0<br>S: 14 | H: 3<br>LOB: 1<br>BB: 0<br>P: 21 | R: 0<br>E: 0<br>K: 1<br>S: 13 | H: 0<br>LOB: 2<br>BB: 2<br>P: 25 | R: 2<br>E: 1<br>K: 1<br>S: 18 | H: 3<br>LOB: 2<br>BB: 0<br>P: 29 | R: 0<br>E: 0<br>K: 0<br>S: 7 | H: 0<br>LOB: 0<br>BB: 0<br>P: 12 | R: 0<br>E: 0<br>K: 2<br>S: 15   | H: 1<br>LOB: 1<br>BB: 0<br>P: 21 | R: 0<br>E: 0<br>K: 1<br>S: 7 | H: 1<br>LOB: 1<br>BB: 0<br>P: 9 | R: 0<br>E: 0<br>K: 1<br>S: 9 | H: 1<br>LOB: 0<br>BB: 0<br>P: 17 | R: 1<br>E: 0<br>K: 1<br>S: 12 | H: 2<br>LOB: 2<br>BB: 0<br>P: 17 | R: 3<br>E: 0<br>K: 1<br>S: 15 | H: 4<br>LOB: 2<br>BB: 0<br>P: 21 | 1B: 9<br>2B: 5<br>3B: 0<br>HR: 1 | SF: 0<br>SAC: 0<br>DP: 1<br>HBP: 0 | WP: 0<br>PB: 0<br>SB: 0<br>CS: 1 | PA: 44 |  |  |  |  |
| <b>PITCHER</b>  | IP                            | WLS                              | BF                            | H                                | R                             | ER                               | SO                           | BB                               | IBB                             | HBP                              | BLK                          | WP                              | HR                           | S                                | P                             | ERA                              | WHIP                          |                                  |                                  |                                    |                                  |        |  |  |  |  |
| <b>Aaron Sele, R</b><br>ERA: 5.17   | (1, 1)                        | 5.0                              | L                             | 25                               | 7                             | 4                                | 3                            | 4                                | 2                               | 0                                | 0                            | 0                               | 0                            | 1                                | 67                            | 108                              | 5.40                          | 1.800                            |                                  |                                    |                                  |        |  |  |  |  |
| <b>62 Scot Shields, R</b><br>ERA: 1.77  | (6, 1)                        | 2.0                              |                               | 7                                | 2                             | 0                                | 0                            | 2                                | 0                               | 0                                | 0                            | 0                               | 0                            | 0                                | 16                            | 26                               | 0.00                          | 1.000                            |                                  |                                    |                                  |        |  |  |  |  |
| <b>Scott Schoeneweis, L</b><br>ERA: 4.25  | (8, 1)                        | 1.0                              |                               | 4                                | 2                             | 1                                | 1                            | 1                                | 0                               | 0                                | 0                            | 0                               | 0                            | 12                               | 17                            | 9.00                             | 2.000                         |                                  |                                  |                                    |                                  |        |  |  |  |  |
| <b>Mickey Callaway, R</b><br>ERA: 6.69  | (9, 1)                        | 1.0                              |                               | 7                                | 4                             | 3                                | 3                            | 1                                | 0                               | 0                                | 0                            | 0                               | 0                            | 15                               | 21                            | 27.00                            | 4.000                         |                                  |                                  |                                    |                                  |        |  |  |  |  |

Oakland Athletics @ Anaheim Angels  
Edison International Field, Anaheim, CA  
Sat Jul 26 2003, 4:05 PM EDT  
Att: 43,279 - Sunny - 81 F

AB 41  
R 8  
H 15  
RBI 8  
BB 2  
SO 8  
LOB 20



| Batter   | 1                            | 2                               | 3                            | 4                                | 5                            | 6                               | 7                             | 8                                | 9                             | AB                               | R                            | H                                | RBI                          | BB                               | SO                            | LOB                              | BOTTOM                       |                                 |                                  |                                    |                                  |        |  |  |  |
|--|------------------------------|---------------------------------|------------------------------|----------------------------------|------------------------------|---------------------------------|-------------------------------|----------------------------------|-------------------------------|----------------------------------|------------------------------|----------------------------------|------------------------------|----------------------------------|-------------------------------|----------------------------------|------------------------------|---------------------------------|----------------------------------|------------------------------------|----------------------------------|--------|--|--|--|
| <b>David Eckstein, R</b><br>OBP: 0.330, SLG: 0.333     | 1-1<br>G1-6-3<br>1B          |                                 | 1-2<br>G6-3                  |                                  | 3-1<br>F7<br>1-2             |                                 |                               | 0-0<br>1-3<br>2B                 |                               | 4                                | 0                            | 2                                | 0                            | 0                                | 0                             | 1                                |                              |                                 |                                  |                                    |                                  |        |  |  |  |
| <b>Darin Erstad, L</b><br>OBP: 0.313, SLG: 0.345       | 0-1<br>G1-6-3<br>1-2         |                                 |                              | 2-3<br>K                         |                              | 2-2<br>F9                       |                               | 1-2<br>P5                        |                               | 4                                | 0                            | 0                                | 0                            | 0                                | 1                             | 3                                |                              |                                 |                                  |                                    |                                  |        |  |  |  |
| <b>Tim Salmon, R</b><br>OBP: 0.371, SLG: 0.470         | 1-2<br>F7                    |                                 |                              | 3-2<br>1B<br>1B                  |                              | 1-3<br>K                        |                               | 4-2<br>BB                        |                               | 3                                | 0                            | 1                                | 0                            | 1                                | 1                             | 0                                |                              |                                 |                                  |                                    |                                  |        |  |  |  |
| <b>16 Garret Anderson, L</b><br>OBP: 0.353, SLG: 0.595 |                              | 4-1<br>G1-6-3<br>BB             |                              | 3-1<br>G4-6-3<br>1B              |                              | 3-3<br>K                        |                               | 0-1<br>P5                        |                               | 3                                | 0                            | 1                                | 0                            | 1                                | 1                             | 3                                |                              |                                 |                                  |                                    |                                  |        |  |  |  |
| <b>Scott Spiezio, S</b><br>OBP: 0.334, SLG: 0.454      |                              | 2-1<br>G1-6-3<br>1-2            |                              | 0-1<br>G4-6-3<br>1-2             |                              |                                 | 2-1<br>G4-3                   |                                  | 0-0<br>F7                     | 4                                | 0                            | 0                                | 0                            | 0                                | 0                             | 3                                |                              |                                 |                                  |                                    |                                  |        |  |  |  |
| <b>Shawn Woolen, R</b><br>OBP: 0.348, SLG: 0.421       |                              | 1-2<br>1B                       |                              |                                  | 0-0<br>F7                    |                                 | 3-1<br>F9                     |                                  | 1-0<br>G5-4-3<br>1B           | 4                                | 0                            | 2                                | 0                            | 0                                | 0                             | 0                                |                              |                                 |                                  |                                    |                                  |        |  |  |  |
| <b>Jeff DaVanon, S</b><br>OBP: 0.370, SLG: 0.532       |                              | 3-0<br>G3                       |                              |                                  | 3-2<br>G4-3<br>1B            |                                 | 0-0<br>P5                     |                                  | 0-0<br>G5-4-3<br>1-2          | 4                                | 1                            | 1                                | 0                            | 0                                | 0                             | 2                                |                              |                                 |                                  |                                    |                                  |        |  |  |  |
| <b>Adam Kennedy, L</b><br>OBP: 0.324, SLG: 0.357       |                              |                                 | 1-0<br>G5-4-3<br>1B          |                                  | 1-1<br>G4-3                  |                                 |                               | 0-1<br>FC5-4<br>1B               |                               | 3                                | 0                            | 2                                | 0                            | 0                                | 0                             | 1                                |                              |                                 |                                  |                                    |                                  |        |  |  |  |
| <b>José Molina, R</b><br>OBP: 0.217, SLG: 0.261        |                              |                                 | 0-1<br>G5-4-3                |                                  | 1-1<br>WP<br>1B              |                                 |                               | 1-1<br>FC5-4<br>1B               |                               | 3                                | 0                            | 1                                | 1                            | 0                                | 0                             | 2                                |                              |                                 |                                  |                                    |                                  |        |  |  |  |
| <b>Inning Stats</b>                                    | R: 0<br>E: 0<br>K: 0<br>S: 7 | H: 1<br>LOB: 0<br>BB: 0<br>P: 9 | R: 0<br>E: 0<br>K: 0<br>S: 7 | H: 1<br>LOB: 1<br>BB: 1<br>P: 17 | R: 0<br>E: 0<br>K: 0<br>S: 6 | H: 1<br>LOB: 0<br>BB: 0<br>P: 8 | R: 0<br>E: 0<br>K: 1<br>S: 13 | H: 2<br>LOB: 1<br>BB: 0<br>P: 21 | R: 1<br>E: 0<br>K: 0<br>S: 10 | H: 2<br>LOB: 1<br>BB: 0<br>P: 19 | R: 0<br>E: 0<br>K: 2<br>S: 9 | H: 0<br>LOB: 0<br>BB: 0<br>P: 15 | R: 0<br>E: 0<br>K: 0<br>S: 5 | H: 0<br>LOB: 0<br>BB: 0<br>P: 10 | R: 0<br>E: 0<br>K: 0<br>S: 14 | H: 2<br>LOB: 3<br>BB: 1<br>P: 20 | R: 0<br>E: 0<br>K: 0<br>S: 3 | H: 1<br>LOB: 0<br>BB: 0<br>P: 4 | 1B: 9<br>2B: 1<br>3B: 0<br>HR: 0 | SF: 0<br>SAC: 0<br>DP: 5<br>HBP: 0 | WP: 1<br>PB: 0<br>SB: 0<br>CS: 0 | PA: 34 |  |  |  |
| <b>PITCHER</b>   | IP                           | WLS                             | BF                           | H                                | R                            | ER                              | SO                            | BB                               | IBB                           | HBP                              | BLK                          | WP                               | HR                           | S                                | P                             | ERA                              | WHIP                         |                                 |                                  |                                    |                                  |        |  |  |  |
| <b>40 Rich Harden, R</b><br>ERA: 1.29                  | (1, 1)                       | 7.0                             | W                            | 25                               | 7                            | 1                               | 1                             | 3                                | 1                             | 0                                | 0                            | 0                                | 0                            | 8                                | 57                            | 1.29                             | 1.143                        |                                 |                                  |                                    |                                  |        |  |  |  |
| <b>Ricardo Rincon, L</b><br>ERA: 3.82                  | (8, 1)                       | 0.2                             |                              | 4                                | 2                            | 0                               | 0                             | 0                                | 0                             | 0                                | 0                            | 0                                | 0                            | 8                                | 10                            | 0.00                             | 3.000                        |                                 |                                  |                                    |                                  |        |  |  |  |
| <b>Chad Bradford, R</b><br>ERA: 3.6                    | (8, 1)                       | 0.1                             | H                            | 2                                | 0                            | 0                               | 0                             | 0                                | 1                             | 0                                | 0                            | 0                                | 0                            | 6                                | 10                            | 0.00                             | 3.000                        |                                 |                                  |                                    |                                  |        |  |  |  |
| <b>John Halama, L</b><br>ERA: 3.96                     | (9, 1)                       | 1.0                             |                              | 3                                | 1                            | 0                               | 0                             | 0                                | 0                             | 0                                | 0                            | 0                                | 0                            | 3                                | 4                             | 0.00                             | 1.000                        |                                 |                                  |                                    |                                  |        |  |  |  |

Oakland Athletics @ Anaheim Angels  
Edison International Field, Anaheim, CA  
Sat Jul 26 2003, 4:05 PM EDT  
Att: 43,279 - Sunny - 81 F

AB 32  
R 1  
H 10  
RBI 1  
BB 2  
SO 3  
LOB 15





| Batter  | 1                             | 2                                | 3                             | 4                                | 5                             | 6                                | 7                            | 8                                | 9                            | AB                              | R                            | H                               | RBI                           | BB                               | SO                            | LOB                              | TOP                           |                                  |                                  |                                    |                                  |        |
|---|-------------------------------|----------------------------------|-------------------------------|----------------------------------|-------------------------------|----------------------------------|------------------------------|----------------------------------|------------------------------|---------------------------------|------------------------------|---------------------------------|-------------------------------|----------------------------------|-------------------------------|----------------------------------|-------------------------------|----------------------------------|----------------------------------|------------------------------------|----------------------------------|--------|
| <b>Billy McMillon, L</b><br>OBP: 0.387, SLG: 0.462<br>(1, 7)  | F9                            | F8                               | K                             |                                  |                               | G6-3                             |                              | F8                               | SF8                          | 5                               | 0                            | 0                               | 1                             | 0                                | 1                             | 5                                |                               |                                  |                                  |                                    |                                  |        |
| <b>Scott Hatteberg, L</b><br>OBP: 0.348, SLG: 0.394<br><b>Dave McCarty, R</b><br>OBP: 0.286, SLG: 0.368<br>(7, 3) | HR                            |                                  | HR                            | G4-3                             |                               |                                  | G3 WP                        | FC5-4                            | K                            | 4                               | 3                            | 3                               | 2                             | 0                                | 0                             | 0                                |                               |                                  |                                  |                                    |                                  |        |
| <b>Erubiel Durazo, L</b><br>OBP: 0.394, SLG: 0.445<br>(1, 10)   | G4-3                          |                                  | 1B<br>2B                      | G3-1                             |                               |                                  | G3                           | BB                               |                              | 3                               | 1                            | 0                               | 0                             | 1                                | 0                             | 1                                |                               |                                  |                                  |                                    |                                  |        |
| <b>Miguel Tejada, R</b><br><b>Frank Menechino, R</b><br>(8, PH)<br>OBP: 0.397, SLG: 0.339<br>(8, 6)               | F8                            |                                  | 1B<br>2B                      | G4-3                             |                               |                                  | HR                           | BB                               |                              | 4                               | 2                            | 2                               | 2                             | 0                                | 0                             | 0                                |                               |                                  |                                  |                                    |                                  |        |
| <b>3 Eric Chavez, L</b><br>OBP: 0.332, SLG: 0.481<br>(1, 5)   |                               | 1B<br>BB                         | BB                            | K                                |                               |                                  | G4-3                         | K                                |                              | 4                               | 1                            | 1                               | 2                             | 1                                | 2                             | 3                                |                               |                                  |                                  |                                    |                                  |        |
| <b>Ramon Hernandez, R</b><br>OBP: 0.315, SLG: 0.455<br>(1, 2)   |                               | P2                               | G6-3                          | P6                               |                               |                                  | E6                           | HR                               |                              | 5                               | 1                            | 1                               | 1                             | 0                                | 0                             | 2                                |                               |                                  |                                  |                                    |                                  |        |
| <b>Terrence Long, L</b><br>OBP: 0.303, SLG: 0.398<br>(1, 9)   |                               | 1B<br>G4-3                       | G6-3                          | F8                               |                               |                                  | F8                           | 1B                               |                              | 5                               | 2                            | 3                               | 0                             | 0                                | 0                             | 1                                |                               |                                  |                                  |                                    |                                  |        |
| <b>Mark Ellis, R</b><br>OBP: 0.326, SLG: 0.372<br>(1, 4)  |                               | G4-3                             | BB                            | G4-3                             |                               |                                  | L6                           | F9                               |                              | 4                               | 0                            | 1                               | 1                             | 1                                | 0                             | 3                                |                               |                                  |                                  |                                    |                                  |        |
| <b>Chris Singleton, L</b><br>OBP: 0.319, SLG: 0.378<br>(1, 8)   | G4-3                          |                                  | BB                            | F8                               |                               |                                  | F8                           | FC5-4                            | 2B                           | 4                               | 0                            | 2                               | 1                             | 1                                | 0                             | 1                                |                               |                                  |                                  |                                    |                                  |        |
| <b>Inning Stats</b>   | R: 1<br>E: 0<br>K: 0<br>S: 10 | H: 1<br>LOB: 0<br>BB: 0<br>P: 14 | R: 2<br>E: 0<br>K: 0<br>S: 10 | H: 2<br>LOB: 1<br>BB: 1<br>P: 20 | R: 3<br>E: 0<br>K: 1<br>S: 19 | H: 3<br>LOB: 3<br>BB: 3<br>P: 37 | R: 0<br>E: 0<br>K: 0<br>S: 9 | H: 0<br>LOB: 0<br>BB: 0<br>P: 13 | R: 0<br>E: 0<br>K: 1<br>S: 6 | H: 0<br>LOB: 0<br>BB: 0<br>P: 9 | R: 0<br>E: 0<br>K: 0<br>S: 5 | H: 0<br>LOB: 0<br>BB: 0<br>P: 8 | R: 2<br>E: 1<br>K: 0<br>S: 19 | H: 3<br>LOB: 2<br>BB: 0<br>P: 26 | R: 0<br>E: 0<br>K: 1<br>S: 13 | H: 1<br>LOB: 3<br>BB: 1<br>P: 25 | R: 2<br>E: 0<br>K: 1<br>S: 10 | H: 3<br>LOB: 1<br>BB: 0<br>P: 19 | 1B: 7<br>2B: 2<br>3B: 0<br>HR: 4 | SF: 1<br>SAC: 0<br>DP: 0<br>HBP: 1 | WP: 1<br>PB: 0<br>SB: 0<br>CS: 0 | PA: 47 |
| <b>PITCHER</b>  | IP                            | WLS                              | BF                            | H                                | R                             | ER                               | SO                           | BB                               | IBB                          | HBP                             | BLK                          | WP                              | HR                            | S                                | P                             | ERA                              | WHIP                          |                                  |                                  |                                    |                                  |        |
| <b>Ramon Ortiz, R</b><br>ERA: 4.44<br>(1, 1)  | 2.1                           | L                                | 15                            | 6                                | 6                             | 6                                | 0                            | 2                                | 0                            | 0                               | 0                            | 0                               | 2                             | 32                               | 54                            | 23.14                            | 3.429                         |                                  |                                  |                                    |                                  |        |
| <b>Scott Schoeneweis, L</b><br>ERA: 3.96<br>(3, 1)  | 2.2                           |                                  | 10                            | 0                                | 0                             | 2                                | 1                            | 1                                | 0                            | 0                               | 0                            | 0                               | 1                             | 22                               | 39                            | 0.00                             | 0.375                         |                                  |                                  |                                    |                                  |        |
| <b>Ben Weber, R</b><br>ERA: 3.27<br>(6, 1)  | 2.0                           |                                  | 10                            | 3                                | 2                             | 2                                | 0                            | 0                                | 0                            | 0                               | 0                            | 1                               | 1                             | 24                               | 34                            | 9.00                             | 1.500                         |                                  |                                  |                                    |                                  |        |
| <b>Mickey Callaway, R</b><br>ERA: 6.81<br>(8, 1)  | 2.0                           |                                  | 12                            | 4                                | 2                             | 2                                | 2                            | 1                                | 0                            | 1                               | 0                            | 0                               | 1                             | 23                               | 44                            | 9.00                             | 2.500                         |                                  |                                  |                                    |                                  |        |

Oakland Athletics @ Anaheim Angels  
Edison International Field, Anaheim, CA  
Sun Jul 27 2003, 4:05 PM EDT  
Att: 40,342 - Sunny - 85 F

AB 40  
R 10  
H 13  
RBI 10  
BB 5  
SO 4  
LOB 18



| Batter  | 1                            | 2                                | 3                            | 4                                | 5                            | 6                                | 7                            | 8                                | 9                            | AB                              | R                            | H                               | RBI                          | BB                              | SO                           | LOB                              | BOTTOM                        |                                  |                                  |                                    |                                  |        |
|---|------------------------------|----------------------------------|------------------------------|----------------------------------|------------------------------|----------------------------------|------------------------------|----------------------------------|------------------------------|---------------------------------|------------------------------|---------------------------------|------------------------------|---------------------------------|------------------------------|----------------------------------|-------------------------------|----------------------------------|----------------------------------|------------------------------------|----------------------------------|--------|
| <b>David Eckstein, R</b><br>OBP: 0.327, SLG: 0.330<br><b>Alfredo Amezaga, S</b><br>(8, 6)                         | K                            |                                  | K                            |                                  |                              | G4-6-3                           |                              |                                  | G4-3                         | 3                               | 0                            | 0                               | 0                            | 0                               | 2                            | 1                                |                               |                                  |                                  |                                    |                                  |        |
| <b>Darin Erstad, L</b><br>OBP: 0.309, SLG: 0.341<br><b>Eric Owens, R</b><br>OBP: 0.247, SLG: 0.270<br>(8, 8)      | G3-1                         |                                  | G3                           |                                  |                              | K                                |                              |                                  | F7                           | 3                               | 0                            | 0                               | 0                            | 0                               | 1                            | 0                                |                               |                                  |                                  |                                    |                                  |        |
| <b>Tim Salmon, R</b><br>OBP: 0.372, SLG: 0.469<br>(1, 10)   | 1B                           |                                  |                              | P3                               |                              |                                  | P3                           |                                  | BB                           | 3                               | 0                            | 1                               | 0                            | 1                               | 0                            | 0                                |                               |                                  |                                  |                                    |                                  |        |
| <b>16 Garret Anderson, L</b><br>OBP: 0.350, SLG: 0.590<br><b>Benji Gil, R</b><br>OBP: 0.220, SLG: 0.281<br>(8, 5) | P6                           |                                  |                              | K                                |                              |                                  | L9                           |                                  | K                            | 3                               | 0                            | 0                               | 0                            | 0                               | 1                            | 1                                |                               |                                  |                                  |                                    |                                  |        |
| <b>Scott Spiezio, S</b><br>OBP: 0.331, SLG: 0.449<br>(8, 7)   |                              | G6-3                             |                              | G3                               |                              |                                  | F9                           |                                  |                              | 3                               | 0                            | 0                               | 0                            | 0                               | 0                            | 0                                |                               |                                  |                                  |                                    |                                  |        |
| <b>Shawn Wooten, R</b><br>OBP: 0.354, SLG: 0.422<br>(1, 3)  |                              |                                  |                              | K                                |                              |                                  |                              | G6-3                             | BB                           | 2                               | 0                            | 1                               | 0                            | 1                               | 1                            | 0                                |                               |                                  |                                  |                                    |                                  |        |
| <b>Jeff DaVanon, S</b><br>OBP: 0.364, SLG: 0.523<br>(1, 9)  |                              | FC6-4                            |                              | G4-3                             |                              |                                  |                              | G6-3                             |                              | 3                               | 0                            | 0                               | 0                            | 0                               | 0                            | 2                                |                               |                                  |                                  |                                    |                                  |        |
| <b>Bengie Molina, R</b><br>OBP: 0.308, SLG: 0.444<br>(1, 2)   |                              | G1-3                             |                              | G6-3                             |                              |                                  |                              | G1-3                             |                              | 3                               | 0                            | 0                               | 0                            | 0                               | 0                            | 1                                |                               |                                  |                                  |                                    |                                  |        |
| <b>Adam Kennedy, L</b><br>OBP: 0.328, SLG: 0.372<br>(1, 4)  |                              |                                  | F8                           |                                  |                              | G4-6-3                           |                              |                                  | HR                           | 3                               | 1                            | 2                               | 1                            | 0                               | 0                            | 0                                |                               |                                  |                                  |                                    |                                  |        |
| <b>Inning Stats</b>   | R: 0<br>E: 0<br>K: 1<br>S: 7 | H: 1<br>LOB: 1<br>BB: 0<br>P: 11 | R: 0<br>E: 0<br>K: 0<br>S: 8 | H: 1<br>LOB: 0<br>BB: 0<br>P: 13 | R: 0<br>E: 0<br>K: 1<br>S: 7 | H: 0<br>LOB: 0<br>BB: 0<br>P: 10 | R: 0<br>E: 0<br>K: 1<br>S: 6 | H: 0<br>LOB: 0<br>BB: 0<br>P: 12 | R: 0<br>E: 0<br>K: 1<br>S: 5 | H: 0<br>LOB: 0<br>BB: 0<br>P: 9 | R: 0<br>E: 0<br>K: 1<br>S: 6 | H: 1<br>LOB: 0<br>BB: 0<br>P: 6 | R: 0<br>E: 0<br>K: 0<br>S: 6 | H: 0<br>LOB: 0<br>BB: 0<br>P: 7 | R: 0<br>E: 0<br>K: 0<br>S: 6 | H: 0<br>LOB: 1<br>BB: 1<br>P: 15 | R: 1<br>E: 0<br>K: 1<br>S: 13 | H: 1<br>LOB: 1<br>BB: 1<br>P: 22 | 1B: 3<br>2B: 0<br>3B: 0<br>HR: 1 | SF: 0<br>SAC: 0<br>DP: 2<br>HBP: 0 | WP: 0<br>PB: 1<br>SB: 0<br>CS: 0 | PA: 31 |
| <b>PITCHER</b>  | IP                           | WLS                              | BF                           | H                                | R                            | ER                               | SO                           | BB                               | IBB                          | HBP                             | BLK                          | WP                              | HR                           | S                               | P                            | ERA                              | WHIP                          |                                  |                                  |                                    |                                  |        |
| <b>Tim Hudson, R</b><br>ERA: 2.6<br>(1, 1)  | 9.0                          | W                                | 31                           | 4                                | 1                            | 1                                | 6                            | 2                                | 0                            | 0                               | 0                            | 0                               | 1                            | 64                              | 105                          | 1.00                             | 0.667                         |                                  |                                  |                                    |                                  |        |

Oakland Athletics @ Anaheim Angels  
Edison International Field, Anaheim, CA  
Sun Jul 27 2003, 4:05 PM EDT  
Att: 40,342 - Sunny - 85 F

AB 29  
R 1  
H 4  
RBI 1  
BB 2  
SO 6  
LOB 6





| Batter   | 1                             | 2                                | 3                            | 4                                | 5                            | 6                               | 7                            | 8                                | 9                            | AB                               | R                             | H                                | RBI                           | BB                               | SO                            | LOB                              | TOP                              |                                    |                                  |        |  |
|--|-------------------------------|----------------------------------|------------------------------|----------------------------------|------------------------------|---------------------------------|------------------------------|----------------------------------|------------------------------|----------------------------------|-------------------------------|----------------------------------|-------------------------------|----------------------------------|-------------------------------|----------------------------------|----------------------------------|------------------------------------|----------------------------------|--------|--|
| Eric Byrnes, R (1, 8)<br>OBP: 0.345, SLG: 0.489<br>Chris Singleton, L (8, PH)<br>OBP: 0.319, SLG: 0.378                                | 2-3<br>K                      |                                  | 0-0<br>P4                    |                                  |                              | 2-0<br>F7                       |                              | 1-1<br>SH1-4                     |                              | 3                                | 0                             | 0                                | 0                             | 0                                | 1                             | 0                                |                                  |                                    |                                  |        |  |
| Mark Ellis, R (1, 4)<br>OBP: 0.326, SLG: 0.373   | 2-2<br>2B                     |                                  | 0-1<br>G6-3                  |                                  |                              | 3-3<br>K                        |                              | 0-1<br>G4-3                      |                              | 4                                | 0                             | 1                                | 0                             | 0                                | 1                             | 1                                |                                  |                                    |                                  |        |  |
| Miguel Tejada, R (1, 6)<br>OBP: 0.314, SLG: 0.435  | 4-1<br>BB                     |                                  | 1-0<br>L4                    |                                  |                              | 3-2<br>F9                       |                              | 0-3<br>K                         |                              | 3                                | 0                             | 0                                | 0                             | 1                                | 1                             | 1                                |                                  |                                    |                                  |        |  |
| Erubiel Durazo, L (1, 10)<br>OBP: 0.392, SLG: 0.451  | 1-2<br>P5                     |                                  |                              | 2-3<br>K                         |                              |                                 |                              |                                  | 2-1<br>HR                    | 4                                | 1                             | 1                                | 1                             | 0                                | 2                             | 2                                |                                  |                                    |                                  |        |  |
| Ramon Hernandez, R (1, 2)<br>OBP: 0.311, SLG: 0.449  | 3-3<br>K                      |                                  |                              | 1-2<br>G6-3                      |                              |                                 |                              |                                  | 3-2<br>F9                    | 4                                | 0                             | 0                                | 0                             | 0                                | 1                             | 2                                |                                  |                                    |                                  |        |  |
| 3 Eric Chavez, L (1, 5)<br>OBP: 0.333, SLG: 0.481  |                               | 2-0<br>HBP<br>1B                 |                              | 1-1<br>G6-3                      |                              |                                 |                              |                                  | 3-2<br>L8                    | 4                                | 0                             | 2                                | 0                             | 0                                | 0                             | 0                                |                                  |                                    |                                  |        |  |
| Dave McCarty, R (1, 3)<br>Scott Hatteberg, L (9, PH)<br>OBP: 0.349, SLG: 0.394<br>17 Adam Melhuse, S (9, PR)<br>OBP: 0.273, SLG: 0.400 |                               |                                  | 0-0<br>P6                    |                                  | 1-3<br>K                     |                                 |                              |                                  | 4-2<br>BB                    | 3                                | 0                             | 1                                | 0                             | 0                                | 1                             | 1                                | AB 31                            |                                    |                                  |        |  |
| Terrence Long, L (1, 9)<br>OBP: 0.302, SLG: 0.394  |                               | 2-1<br>L9-3<br>HBP               |                              | 2-2<br>G5-3                      |                              |                                 |                              |                                  | 2-0<br>F8                    | 3                                | 0                             | 0                                | 0                             | 0                                | 1                             | 3                                | R 1                              |                                    |                                  |        |  |
| Adam Piatt, R (1, 7)<br>Billy McMillon, L (8, PH)<br>OBP: 0.394, SLG: 0.468  |                               |                                  | 3-2<br>L9-3                  |                                  | 1-1<br>G6-3                  |                                 |                              |                                  |                              | 2                                | 0                             | 0                                | 0                             | 0                                | 0                             | 2                                | H 6                              |                                    |                                  |        |  |
|  |                               |                                  | 1-1                          |                                  |                              |                                 |                              |                                  | 2-0<br>G4-3<br>SH1-4<br>1B   | 1                                | 0                             | 1                                | 0                             | 0                                | 0                             | 0                                | RBI 1                            |                                    |                                  |        |  |
| <b>Inning Stats</b>  | R: 0<br>E: 0<br>K: 2<br>S: 17 | H: 1<br>LOB: 2<br>BB: 1<br>P: 29 | R: 0<br>E: 0<br>K: 0<br>S: 6 | H: 1<br>LOB: 1<br>BB: 0<br>P: 13 | R: 0<br>E: 0<br>K: 0<br>S: 4 | H: 0<br>LOB: 0<br>BB: 0<br>P: 5 | R: 0<br>E: 0<br>K: 1<br>S: 9 | H: 0<br>LOB: 0<br>BB: 0<br>P: 13 | R: 0<br>E: 0<br>K: 1<br>S: 7 | H: 0<br>LOB: 0<br>BB: 0<br>P: 15 | R: 0<br>E: 0<br>K: 2<br>S: 15 | H: 2<br>LOB: 2<br>BB: 0<br>P: 22 | R: 0<br>E: 0<br>K: 1<br>S: 10 | H: 1<br>LOB: 1<br>BB: 0<br>P: 13 | R: 1<br>E: 0<br>K: 0<br>S: 13 | H: 1<br>LOB: 1<br>BB: 1<br>P: 27 | 1B: 4<br>2B: 2<br>3B: 0<br>HR: 1 | SF: 0<br>SAC: 1<br>DP: 1<br>HBP: 1 | WP: 0<br>PB: 0<br>SB: 0<br>CS: 0 | PA: 35 |  |
| <b>PITCHER</b>   | IP                            | WLS                              | BF                           | H                                | R                            | ER                              | SO                           | BB                               | IBB                          | HBP                              | BLK                           | WP                               | HR                            | S                                | P                             | ERA                              | WHIP                             |                                    |                                  |        |  |
| Jarrod Washburn, L (1, 1)<br>ERA: 4.68   | 7.0                           |                                  | 26                           | 4                                | 0                            | 0                               | 7                            | 1                                | 0                            | 1                                | 0                             | 0                                | 0                             | 67                               | 110                           | 0.00                             | 0.714                            |                                    |                                  |        |  |
| Brendan Donnelly, R (8, 1)<br>ERA: 0.7   | 1.0                           | W                                | 4                            | 1                                | 0                            | 0                               | 1                            | 0                                | 0                            | 0                                | 0                             | 0                                | 0                             | 10                               | 13                            | 0.00                             | 1.000                            |                                    |                                  |        |  |
| Troy Percival, R (9, 1)<br>ERA: 2.45   | 1.0                           | S                                | 5                            | 1                                | 1                            | 1                               | 0                            | 1                                | 0                            | 0                                | 0                             | 0                                | 1                             | 13                               | 27                            | 9.00                             | 2.000                            |                                    |                                  |        |  |

Oakland Athletics @ Anaheim Angels  
Edison International Field, Anaheim, CA  
Mon Jul 28 2003, 10:05 PM EDT  
Att: 38,402 - Sunny - 76 F

AB 31  
R 1  
H 6  
RBI 1  
BB 2  
SO 8  
LOB 12



| Batter  | 1                             | 2                                | 3                             | 4                                | 5                            | 6                                | 7                            | 8                                | 9                            | AB                               | R                             | H                                | RBI                           | BB                               | SO                               | LOB                                | BOTTOM                           |        |  |  |  |
|---|-------------------------------|----------------------------------|-------------------------------|----------------------------------|------------------------------|----------------------------------|------------------------------|----------------------------------|------------------------------|----------------------------------|-------------------------------|----------------------------------|-------------------------------|----------------------------------|----------------------------------|------------------------------------|----------------------------------|--------|--|--|--|
| David Eckstein, R (1, 6)<br>OBP: 0.332, SLG: 0.331                      | 1-1<br>1B                     |                                  | 2-3<br>K                      |                                  |                              | 2-2<br>HBP                       |                              | 4-1<br>1B<br>BB                  |                              | 2                                | 1                             | 1                                | 0                             | 1                                | 1                                | 1                                  |                                  |        |  |  |  |
| Darin Erstad, L (1, 8)<br>OBP: 0.308, SLG: 0.339                        | 0-1<br>P6                     |                                  | 2-1<br>P6                     |                                  |                              | 0-2<br>F8                        |                              | 2-1<br>1B<br>BB                  |                              | 4                                | 1                             | 1                                | 0                             | 0                                | 0                                | 3                                  |                                  |        |  |  |  |
| Tim Salmon, R (1, 9)<br>Eric Owens, R (9, PR)<br>OBP: 0.247, SLG: 0.270 | 2-2<br>F9                     |                                  |                               | 2-2<br>F8                        |                              | 0-0<br>P3                        |                              | 0-2<br>16<br>1B                  |                              | 4                                | 0                             | 1                                | 1                             | 0                                | 0                                | 2                                  |                                  |        |  |  |  |
| 16 Garret Anderson, L (1, 7)<br>OBP: 0.349, SLG: 0.587                  | 2-1<br>P3                     |                                  |                               | 1-2<br>G6-3                      |                              | 1-2<br>G3                        |                              | 0-0<br>1B                        |                              | 4                                | 0                             | 1                                | 1                             | 0                                | 0                                | 2                                  |                                  |        |  |  |  |
| Shawn Wooten, R (1, 10)<br>OBP: 0.345, SLG: 0.411                       |                               | 1-2<br>F9                        |                               | 2-1<br>G5-3                      |                              |                                  |                              | 3-2<br>P6                        |                              | 4                                | 0                             | 0                                | 0                             | 0                                | 0                                | 2                                  |                                  |        |  |  |  |
| Bengie Molina, R (1, 2)<br>OBP: 0.312, SLG: 0.449                       |                               | 1-2<br>P6                        |                               |                                  | 1-0<br>G4-3<br>2B            |                                  |                              | 3-2<br>G6-4-3<br>1B              |                              | 3                                | 0                             | 2                                | 0                             | 0                                | 0                                | 0                                  |                                  |        |  |  |  |
| Scott Spiezio, S (1, 5)<br>OBP: 0.329, SLG: 0.445                       |                               | 2-2<br>G4-3                      |                               |                                  | 0-1<br>G4-3                  |                                  |                              | 3-2<br>G6-4-3                    |                              | 3                                | 0                             | 0                                | 0                             | 0                                | 0                                | 2                                  | AB 30                            |        |  |  |  |
| 39 Robb Quinlan, R (1, 3)<br>OBP: 0.328, SLG: 0.372                     |                               |                                  | 2-2<br>G1-3                   |                                  | 1-0<br>G1-3                  |                                  |                              | 1-0<br>G6-3                      |                              | 3                                | 0                             | 0                                | 0                             | 0                                | 0                                | 1                                  | H 7                              |        |  |  |  |
| Adam Kennedy, L (1, 4)<br>OBP: 0.328, SLG: 0.372                        |                               |                                  | 0-0<br>1B                     |                                  | 3-3<br>K                     |                                  |                              | 2-3<br>K                         |                              | 3                                | 0                             | 1                                | 0                             | 0                                | 2                                | 1                                  | RBI 2                            |        |  |  |  |
| <b>Inning Stats</b>   | R: 0<br>E: 0<br>K: 0<br>S: 10 | H: 1<br>LOB: 1<br>BB: 0<br>P: 15 | R: 0<br>E: 0<br>K: 0<br>S: 11 | H: 0<br>LOB: 0<br>BB: 0<br>P: 15 | R: 0<br>E: 0<br>K: 1<br>S: 9 | H: 1<br>LOB: 1<br>BB: 0<br>P: 15 | R: 0<br>E: 0<br>K: 0<br>S: 8 | H: 0<br>LOB: 0<br>BB: 0<br>P: 13 | R: 0<br>E: 0<br>K: 0<br>S: 9 | H: 0<br>LOB: 1<br>BB: 0<br>P: 12 | R: 0<br>E: 0<br>K: 0<br>S: 10 | H: 1<br>LOB: 0<br>BB: 0<br>P: 19 | R: 2<br>E: 0<br>K: 1<br>S: 16 | H: 3<br>LOB: 2<br>BB: 1<br>P: 25 | 1B: 6<br>2B: 1<br>3B: 0<br>HR: 0 | SF: 0<br>SAC: 0<br>DP: 1<br>HBP: 1 | WP: 0<br>PB: 0<br>SB: 0<br>CS: 0 | PA: 32 |  |  |  |
| <b>PITCHER</b>  | IP                            | WLS                              | BF                            | H                                | R                            | ER                               | SO                           | BB                               | IBB                          | HBP                              | BLK                           | WP                               | HR                            | S                                | P                                | ERA                                | WHIP                             |        |  |  |  |
| Barry Zito, L (1, 1)<br>ERA: 3.19                                       | 7.0                           |                                  | 25                            | 4                                | 0                            | 0                                | 2                            | 0                                | 0                            | 0                                | 0                             | 0                                | 0                             | 9                                | 18                               | 27.00                              | 3.000                            |        |  |  |  |
| Ricardo Rincon, L (8, 1)<br>ERA: 4.25                                   | 0.2                           | L                                | 4                             | 1                                | 2                            | 2                                | 1                            | 1                                | 0                            | 0                                | 0                             | 0                                | 0                             | 7                                | 7                                | 0.00                               | 6.000                            |        |  |  |  |
| Chad Bradford, R (8, 1)<br>ERA: 3.58                                    | 0.1                           |                                  | 3                             | 2                                | 0                            | 0                                | 0                            | 0                                | 0                            | 0                                | 0                             | 0                                | 0                             | 7                                | 7                                | 0.00                               | 6.000                            |        |  |  |  |

Oakland Athletics @ Anaheim Angels  
Edison International Field, Anaheim, CA  
Mon Jul 28 2003, 10:05 PM EDT  
Att: 38,402 - Sunny - 76 F

AB 30  
R 2  
H 7  
RBI 2  
BB 1  
SO 3  
LOB 14





| Batter   | 1   | 2   | 3   | 4   | 5   | 6   | 7   | 8   | 9   | AB  | R   | H   | RBI   | BB  | SO  | LOB   | TOP  |                                   |                                    |                                  |
|--|---|---|---|---|---|---|---|---|---|---|---|---|---|---|---|---|--|-----------------------------------|------------------------------------|----------------------------------|
| Alfonso Soriano, R (1, 4)<br>OBP: 0.331, SLG: 0.498  |   |   |   |   |   |   |   |   |   | 5   | 0   | 0   | 0   | 0   | 2   | 4   | <p><b>New York Yankees @ Anaheim Angels</b><br/>Edison International Field, Anaheim, CA</p> <p>Tue Jul 29, 2003, 10:05 PM EDT<br/>Att: 43,817 - Cloudy - 80 F</p> <p>livebaseballscores.com</p> <p>AB 37<br/>R 6<br/>H 15<br/>RBI 6<br/>BB 4<br/>SO 8<br/>LOB 19</p> |                                   |                                    |                                  |
| 2 Derek Jeter, R (1, 6)<br>OBP: 0.394, SLG: 0.464    |   |   |   |   |   |   |   |   |   | 5   | 1   | 3   | 0   | 0   | 1   | 0   |  |                                   |                                    |                                  |
| 25 Jason Giambi, L (1, 10)<br>OBP: 0.416, SLG: 0.538 |   |   |   |   |   |   |   |   |   | 5   | 0   | 1   | 0   | 0   | 1   | 3   |  |                                   |                                    |                                  |
| Bernie Williams, S (1, 8)<br>OBP: 0.373, SLG: 0.402  |   |   |   |   |   |   |   |   |   | 5   | 1   | 2   | 0   | 0   | 1   | 3   |  |                                   |                                    |                                  |
| 55 Hideki Matsui, L (1, 7)<br>OBP: 0.353, SLG: 0.452 |   |   |   |   |   |   |   |   |   | 5   | 3   | 3   | 2   | 0   | 0   | 1   |  |                                   |                                    |                                  |
| 20 Jorge Posada, S (1, 2)<br>OBP: 0.413, SLG: 0.500  |   |   |   |   |   |   |   |   |   | 3   | 1   | 3   | 2   | 1   | 0   | 0   |  |                                   |                                    |                                  |
| Nick Johnson, L (1, 3)<br>OBP: 0.453, SLG: 0.504     |   |   |   |   |   |   |   |   |   | 3   | 0   | 1   | 0   | 1   | 1   | 2   |  |                                   |                                    |                                  |
| Robin Ventura, L (1, 5)<br>OBP: 0.342, SLG: 0.393    |   |   |   |   |   |   |   |   |   | 3   | 0   | 1   | 2   | 1   | 2   | 2   |  |                                   |                                    |                                  |
| Karim Garcia, L (1, 9)<br>OBP: 0.285, SLG: 0.433     |   |   |   |   |   |   |   |   |   | 3   | 0   | 1   | 0   | 1   | 0   | 4   |  |                                   |                                    |                                  |
| <b>Inning Stats</b>                                  | R: 4<br>E: 0<br>K: 1<br>S: 26   | H: 5<br>LOB: 3<br>BB: 2<br>P: 49  | R: 0<br>E: 0<br>K: 1<br>S: 7  | H: 1<br>LOB: 1<br>BB: 0<br>P: 11  | R: 1<br>E: 0<br>K: 0<br>S: 9  | H: 2<br>LOB: 1<br>BB: 1<br>P: 18  | R: 0<br>E: 0<br>K: 0<br>S: 9  | H: 1<br>LOB: 1<br>BB: 0<br>P: 13  | R: 0<br>E: 0<br>K: 1<br>S: 10   | H: 1<br>LOB: 1<br>BB: 0<br>P: 15  | R: 1<br>E: 0<br>K: 2<br>S: 14   | H: 2<br>LOB: 0<br>BB: 0<br>P: 22  | R: 0<br>E: 0<br>K: 2<br>S: 11   | H: 1<br>LOB: 0<br>BB: 0<br>P: 15  | R: 0<br>E: 0<br>K: 0<br>S: 4  | H: 1<br>LOB: 0<br>BB: 0<br>P: 9   |  | 1B: 13<br>2B: 4<br>3B: 0<br>HR: 1 | SF: 0<br>SAC: 0<br>DP: 5<br>HBP: 0 | WP: 0<br>PB: 0<br>SB: 0<br>CS: 3 |
| <b>PITCHER</b>                                       | IP<br>WLS<br>BF<br>H<br>R<br>ER<br>SO<br>BB<br>IBB<br>HBP<br>BLK<br>WP<br>HR<br>S<br>P<br>ERA<br>WHIP | IP<br>WLS<br>BF<br>H<br>R<br>ER<br>SO<br>BB<br>IBB<br>HBP<br>BLK<br>WP<br>HR<br>S<br>P<br>ERA<br>WHIP | IP<br>WLS<br>BF<br>H<br>R<br>ER<br>SO<br>BB<br>IBB<br>HBP<br>BLK<br>WP<br>HR<br>S<br>P<br>ERA<br>WHIP | IP<br>WLS<br>BF<br>H<br>R<br>ER<br>SO<br>BB<br>IBB<br>HBP<br>BLK<br>WP<br>HR<br>S<br>P<br>ERA<br>WHIP | IP<br>WLS<br>BF<br>H<br>R<br>ER<br>SO<br>BB<br>IBB<br>HBP<br>BLK<br>WP<br>HR<br>S<br>P<br>ERA<br>WHIP | IP<br>WLS<br>BF<br>H<br>R<br>ER<br>SO<br>BB<br>IBB<br>HBP<br>BLK<br>WP<br>HR<br>S<br>P<br>ERA<br>WHIP | IP<br>WLS<br>BF<br>H<br>R<br>ER<br>SO<br>BB<br>IBB<br>HBP<br>BLK<br>WP<br>HR<br>S<br>P<br>ERA<br>WHIP | IP<br>WLS<br>BF<br>H<br>R<br>ER<br>SO<br>BB<br>IBB<br>HBP<br>BLK<br>WP<br>HR<br>S<br>P<br>ERA<br>WHIP | IP<br>WLS<br>BF<br>H<br>R<br>ER<br>SO<br>BB<br>IBB<br>HBP<br>BLK<br>WP<br>HR<br>S<br>P<br>ERA<br>WHIP | IP<br>WLS<br>BF<br>H<br>R<br>ER<br>SO<br>BB<br>IBB<br>HBP<br>BLK<br>WP<br>HR<br>S<br>P<br>ERA<br>WHIP | IP<br>WLS<br>BF<br>H<br>R<br>ER<br>SO<br>BB<br>IBB<br>HBP<br>BLK<br>WP<br>HR<br>S<br>P<br>ERA<br>WHIP | IP<br>WLS<br>BF<br>H<br>R<br>ER<br>SO<br>BB<br>IBB<br>HBP<br>BLK<br>WP<br>HR<br>S<br>P<br>ERA<br>WHIP | IP<br>WLS<br>BF<br>H<br>R<br>ER<br>SO<br>BB<br>IBB<br>HBP<br>BLK<br>WP<br>HR<br>S<br>P<br>ERA<br>WHIP | IP<br>WLS<br>BF<br>H<br>R<br>ER<br>SO<br>BB<br>IBB<br>HBP<br>BLK<br>WP<br>HR<br>S<br>P<br>ERA<br>WHIP | IP<br>WLS<br>BF<br>H<br>R<br>ER<br>SO<br>BB<br>IBB<br>HBP<br>BLK<br>WP<br>HR<br>S<br>P<br>ERA<br>WHIP | IP<br>WLS<br>BF<br>H<br>R<br>ER<br>SO<br>BB<br>IBB<br>HBP<br>BLK<br>WP<br>HR<br>S<br>P<br>ERA<br>WHIP |  |                                   |                                    |                                  |
| Kevin Appier, R (1, 1)<br>ERA: 5.63                  | 0.2   | L   | 8   | 5   | 4   | 4   | 1   | 1   | 0   | 0   | 0   | 0   | 0   | 0   | 23  | 42  | 54.00  | 9.000                             |                                    |                                  |
| 62 Scot Shields, R (1, 1)<br>ERA: 1.79               | 4.1   |   | 19  | 5   | 1   | 1   | 2   | 3   | 0   | 0   | 0   | 0   | 0   | 0   | 47  | 81  | 2.08   | 1.846                             |                                    |                                  |
| Francisco Rodriguez, R (6, 1)<br>ERA: 3.16           | 2.0   |   | 8   | 3   | 1   | 1   | 3   | 0   | 0   | 0   | 0   | 0   | 0   | 1   | 24  | 37  | 4.50   | 1.500                             |                                    |                                  |
| Ben Weber, R (8, 1)<br>ERA: 3.16                     | 2.0   |   | 6   | 2   | 0   | 0   | 2   | 0   | 0   | 0   | 0   | 0   | 0   | 0   | 15  | 24  | 0.00   | 1.000                             |                                    |                                  |

| Batter   | 1   | 2   | 3   | 4   | 5   | 6   | 7   | 8   | 9   | AB  | R   | H   | RBI   | BB  | SO  | LOB   | BOTTOM  |                                    |                                  |        |
|--|---|---|---|---|---|---|---|---|---|---|---|---|---|---|---|---|---|------------------------------------|----------------------------------|--------|
| David Eckstein, R (1, 6)<br>OBP: 0.331, SLG: 0.330     |   |   |   |   |   |   |   |   |   | 4   | 0   | 1   | 1   | 0   | 0   | 2   | <p><b>New York Yankees @ Anaheim Angels</b><br/>Edison International Field, Anaheim, CA</p> <p>Tue Jul 29, 2003, 10:05 PM EDT<br/>Att: 43,817 - Cloudy - 80 F</p> <p>livebaseballscores.com</p> <p>AB 36<br/>R 2<br/>H 10<br/>RBI 2<br/>BB 0<br/>SO 10<br/>LOB 13</p> |                                    |                                  |        |
| Darin Erstad, L (1, 8)<br>OBP: 0.394, SLG: 0.333       |   |   |   |   |   |   |   |   |   | 4   | 0   | 0   | 0   | 0   | 3   | 3   |   |                                    |                                  |        |
| Shawn Wooten, R (1, 10)<br>OBP: 0.337, SLG: 0.400      |   |   |   |   |   |   |   |   |   | 4   | 0   | 0   | 0   | 0   | 1   | 2   |   |                                    |                                  |        |
| 16 Garret Anderson, L (1, 7)<br>OBP: 0.351, SLG: 0.593 |   |   |   |   |   |   |   |   |   | 4   | 1   | 2   | 1   | 0   | 1   | 0   |   |                                    |                                  |        |
| Scott Spiezio, S (1, 5)<br>OBP: 0.325, SLG: 0.440      |   |   |   |   |   |   |   |   |   | 4   | 0   | 0   | 0   | 0   | 1   | 1   |   |                                    |                                  |        |
| Bengie Molina, R (1, 2)<br>OBP: 0.311, SLG: 0.447      |   |   |   |   |   |   |   |   |   | 4   | 0   | 1   | 0   | 0   | 0   | 1   |   |                                    |                                  |        |
| Eric Owens, R (1, 9)<br>OBP: 0.248, SLG: 0.271         |   |   |   |   |   |   |   |   |   | 3   | 0   | 1   | 0   | 0   | 2   | 1   |   |                                    |                                  |        |
| Jeff DaVanon, S (9, PH)<br>OBP: 0.363, SLG: 0.521      |   |   |   |   |   |   |   |   |   | 1   | 0   | 0   | 0   | 0   | 1   | 0   |   |                                    |                                  |        |
| 39 Robb Quinlan, R (1, 3)<br>OBP: 0.429, SLG: 0.571    |   |   |   |   |   |   |   |   |   | 4   | 1   | 3   | 0   | 0   | 0   | 1   |   |                                    |                                  |        |
| Adam Kennedy, L (1, 4)<br>OBP: 0.330, SLG: 0.374       |   |   |   |   |   |   |   |   |   | 4   | 0   | 2   | 0   | 0   | 1   | 2   |   |                                    |                                  |        |
| <b>Inning Stats</b>                                    | R: 0<br>E: 0<br>K: 1<br>S: 10   | H: 0<br>LOB: 0<br>BB: 0<br>P: 13  | R: 0<br>E: 0<br>K: 0<br>S: 7  | H: 0<br>LOB: 0<br>BB: 0<br>P: 8   | R: 1<br>E: 0<br>K: 3<br>S: 15   | H: 3<br>LOB: 2<br>BB: 0<br>P: 21  | R: 0<br>E: 0<br>K: 2<br>S: 10   | H: 1<br>LOB: 1<br>BB: 0<br>P: 12  | R: 0<br>E: 0<br>K: 0<br>S: 9  | H: 1<br>LOB: 1<br>BB: 0<br>P: 11  | R: 0<br>E: 0<br>K: 0<br>S: 7  | H: 2<br>LOB: 1<br>BB: 0<br>P: 9   | R: 1<br>E: 0<br>K: 1<br>S: 8  | H: 1<br>LOB: 0<br>BB: 0<br>P: 11  | R: 0<br>E: 0<br>K: 1<br>S: 9  | H: 1<br>LOB: 1<br>BB: 0<br>P: 10  | 1B: 8<br>2B: 1<br>3B: 0<br>HR: 1  | SF: 0<br>SAC: 0<br>DP: 1<br>HBP: 0 | WP: 0<br>PB: 0<br>SB: 2<br>CS: 0 | PA: 36 |
| <b>PITCHER</b>   | IP<br>WLS<br>BF<br>H<br>R<br>ER<br>SO<br>BB<br>IBB<br>HBP<br>BLK<br>WP<br>HR<br>S<br>P<br>ERA<br>WHIP | IP<br>WLS<br>BF<br>H<br>R<br>ER<br>SO<br>BB<br>IBB<br>HBP<br>BLK<br>WP<br>HR<br>S<br>P<br>ERA<br>WHIP | IP<br>WLS<br>BF<br>H<br>R<br>ER<br>SO<br>BB<br>IBB<br>HBP<br>BLK<br>WP<br>HR<br>S<br>P<br>ERA<br>WHIP | IP<br>WLS<br>BF<br>H<br>R<br>ER<br>SO<br>BB<br>IBB<br>HBP<br>BLK<br>WP<br>HR<br>S<br>P<br>ERA<br>WHIP | IP<br>WLS<br>BF<br>H<br>R<br>ER<br>SO<br>BB<br>IBB<br>HBP<br>BLK<br>WP<br>HR<br>S<br>P<br>ERA<br>WHIP | IP<br>WLS<br>BF<br>H<br>R<br>ER<br>SO<br>BB<br>IBB<br>HBP<br>BLK<br>WP<br>HR<br>S<br>P<br>ERA<br>WHIP | IP<br>WLS<br>BF<br>H<br>R<br>ER<br>SO<br>BB<br>IBB<br>HBP<br>BLK<br>WP<br>HR<br>S<br>P<br>ERA<br>WHIP | IP<br>WLS<br>BF<br>H<br>R<br>ER<br>SO<br>BB<br>IBB<br>HBP<br>BLK<br>WP<br>HR<br>S<br>P<br>ERA<br>WHIP | IP<br>WLS<br>BF<br>H<br>R<br>ER<br>SO<br>BB<br>IBB<br>HBP<br>BLK<br>WP<br>HR<br>S<br>P<br>ERA<br>WHIP | IP<br>WLS<br>BF<br>H<br>R<br>ER<br>SO<br>BB<br>IBB<br>HBP<br>BLK<br>WP<br>HR<br>S<br>P<br>ERA<br>WHIP | IP<br>WLS<br>BF<br>H<br>R<br>ER<br>SO<br>BB<br>IBB<br>HBP<br>BLK<br>WP<br>HR<br>S<br>P<br>ERA<br>WHIP | IP<br>WLS<br>BF<br>H<br>R<br>ER<br>SO<br>BB<br>IBB<br>HBP<br>BLK<br>WP<br>HR<br>S<br>P<br>ERA<br>WHIP | IP<br>WLS<br>BF<br>H<br>R<br>ER<br>SO<br>BB<br>IBB<br>HBP<br>BLK<br>WP<br>HR<br>S<br>P<br>ERA<br>WHIP | IP<br>WLS<br>BF<br>H<br>R<br>ER<br>SO<br>BB<br>IBB<br>HBP<br>BLK<br>WP<br>HR<br>S<br>P<br>ERA<br>WHIP | IP<br>WLS<br>BF<br>H<br>R<br>ER<br>SO<br>BB<br>IBB<br>HBP<br>BLK<br>WP<br>HR<br>S<br>P<br>ERA<br>WHIP | IP<br>WLS<br>BF<br>H<br>R<br>ER<br>SO<br>BB<br>IBB<br>HBP<br>BLK<br>WP<br>HR<br>S<br>P<br>ERA<br>WHIP |   |                                    |                                  |        |
| Andy Pettitte, L (1, 1)<br>ERA: 4.41                   | 8.0   | W   | 32  | 9   | 2   | 2   | 9   | 0   | 0   | 0   | 0   | 0   | 0   | 0   | 77  | 101   | 2.25  | 1.125                              |                                  |        |
| Antonio Osuna, R (9, 1)<br>ERA: 2.96                   | 1.0   |   | 4   | 1   | 0   | 0   | 1   | 0   | 0   | 0   | 0   | 0   | 0   | 9   | 10  | 0.00  | 1.000   |                                    |                                  |        |



| Batter   | 1   | 2                                | 3                             | 4                                | 5                            | 6                                | 7                             | 8                                | 9                            | AB R H RBI BB SO LOB             | TOP   |                                  |   |                                  |                              |                                  |                               |                                  |                                  |                                    |                                  |        |
|--|---|----------------------------------|-------------------------------|----------------------------------|------------------------------|----------------------------------|-------------------------------|----------------------------------|------------------------------|----------------------------------|---|----------------------------------|---|----------------------------------|------------------------------|----------------------------------|-------------------------------|----------------------------------|----------------------------------|------------------------------------|----------------------------------|--------|
| <b>2 Derek Jeter, R</b><br>OBP: 0.394, SLG: 0.464    | 0-0<br>20 BB<br>55 1B<br>2B                             |                                  | 1-3<br>K                      |                                  | 4-1<br>FC4-6<br>BB           |                                  | 1-3<br>K                      |                                  | 0-2<br>F9                    | 4 1 1 0 1 2 2                    | <b>New York Yankees @ Anaheim Angels</b><br>Edison International Field, Anaheim, CA<br>Wed Jul 30 2003, 10:05 PM EDT<br>Att: 43,856 - Cloudy - 73 F |                                  |   |                                  |                              |                                  |                               |                                  |                                  |                                    |                                  |        |
| <b>Bernie Williams, S</b><br>OBP: 0.370, SLG: 0.398  | 1-3<br>K  |                                  | 0-0<br>G6-3                   |                                  | 0-0<br>FC4-6<br>1-2<br>2-H   |                                  | 1-1<br>25 E<br>1B             |                                  | 0-2<br>G4-3                  | 5 1 1 1 0 1 2                    |   |                                  |   |                                  |                              |                                  |                               |                                  |                                  |                                    |                                  |        |
| <b>25 Jason Giambi, L</b><br>OBP: 0.422, SLG: 0.556  | 4-1<br>20 BB<br>55 1B<br>BB                             |                                  | 0-0<br>HR                     |                                  | 2-1<br>20 F8<br>55 SF9<br>2B |                                  | 3-2<br>E4<br>1-H<br>2-H<br>2B |                                  | 4-1<br>BB                    | 3 3 3 3 2 0 0                    |   |                                  |   |                                  |                              |                                  |                               |                                  |                                  |                                    |                                  |        |
| <b>20 Jorge Posada, S</b><br>OBP: 0.410, SLG: 0.494  | 4-2<br>55 1B<br>CS<br>BB                                |                                  | 1-3<br>K2-3                   |                                  | 3-2<br>F8<br>2-3             |                                  | 3-2<br>F7                     |                                  | 2-3<br>K                     | 4 0 0 0 1 2 3                    |   |                                  |   |                                  |                              |                                  |                               |                                  |                                  |                                    |                                  |        |
| <b>55 Hideki Matsui, L</b><br>OBP: 0.355, SLG: 0.456 | 0-1<br>1-3<br>2-H<br>3-H<br>1B                          |                                  |                               | 1-2<br>G4-1                      |                              | 1-1<br>SF9                       |                               | 2-1<br>G4-3<br>1B<br>2B          |                              | 3 1 2 3 0 0 0                    |   |                                  |   |                                  |                              |                                  |                               |                                  |                                  |                                    |                                  |        |
| <b>Nick Johnson, L</b><br>OBP: 0.443, SLG: 0.489     | 3-3<br>K  |                                  |                               | 3-2<br>G4-3                      |                              | 3-2<br>G4-3                      |                               | 2-2<br>G4-3                      |                              | 4 0 0 0 0 1 3                    |   |                                  |   |                                  |                              |                                  |                               |                                  |                                  |                                    |                                  |        |
| <b>Robin Ventura, L</b><br>OBP: 0.344, SLG: 0.392    |   | 1-0<br>G3-1                      |                               | 0-2<br>F7                        |                              | 4-0<br>1B<br>BB                  |                               | 0-0<br>1B                        |                              | 3 1 1 1 1 0 0                    |   |                                  |   |                                  |                              |                                  |                               |                                  |                                  |                                    |                                  |        |
| <b>Karim Garcia, L</b><br>OBP: 0.277, SLG: 0.421     |   | 2-3<br>K                         |                               |                                  | 0-1<br>F9                    |                                  | 1-3<br>K                      |                                  | 1-1<br>F8                    | 4 0 0 0 0 2 2                    |   |                                  |   |                                  |                              |                                  |                               |                                  |                                  |                                    |                                  |        |
| <b>Enrique Wilson, S</b><br>OBP: 0.262, SLG: 0.321   |   | 2-3<br>K                         |                               |                                  | 2-3<br>K                     |                                  | 1-2<br>25 E<br>1B             |                                  | 1-0<br>G4-3                  | 4 1 1 0 0 2 1                    |   |                                  |   |                                  |                              |                                  |                               |                                  |                                  |                                    |                                  |        |
| <b>Inning Stats</b>                                  | R: 2<br>E: 0<br>K: 2<br>S: 12                           | H: 2<br>LOB: 2<br>BB: 2<br>P: 24 | R: 0<br>E: 0<br>K: 2<br>S: 10 | H: 0<br>LOB: 0<br>BB: 0<br>P: 15 | R: 1<br>E: 0<br>K: 2<br>S: 8 | H: 1<br>LOB: 0<br>BB: 0<br>P: 10 | R: 0<br>E: 0<br>K: 0<br>S: 9  | H: 0<br>LOB: 0<br>BB: 0<br>P: 13 | R: 0<br>E: 0<br>K: 1<br>S: 8 | H: 0<br>LOB: 1<br>BB: 1<br>P: 14 | R: 1<br>E: 0<br>K: 0<br>S: 13   | H: 1<br>LOB: 0<br>BB: 0<br>P: 21 | R: 3<br>E: 1<br>K: 2<br>S: 19                         | H: 3<br>LOB: 1<br>BB: 1<br>P: 32 | R: 1<br>E: 0<br>K: 0<br>S: 9 | H: 2<br>LOB: 1<br>BB: 0<br>P: 15 | R: 0<br>E: 0<br>K: 1<br>S: 11 | H: 0<br>LOB: 1<br>BB: 1<br>P: 17 | 1B: 4<br>2B: 5<br>3B: 0<br>HR: 1 | SF: 1<br>SAC: 0<br>DP: 1<br>HBP: 0 | WP: 0<br>PB: 0<br>SB: 0<br>CS: 1 | PA: 40 |
| <b>PITCHER</b>                                       | IP WLS BF H R ER SO BB IBB HBP BLK WP HR S P ERA WHIP   |                                  |                               |                                  |                              |                                  |                               |                                  |                              |                                  |   | <b>PITCHER</b>                   | IP WLS BF H R ER SO BB IBB HBP BLK WP HR S P ERA WHIP |                                  |                              |                                  |                               |                                  |                                  |                                    |                                  |        |
| <b>41 John Lackey, R</b><br>ERA: 5.18                | (1, 1) 6.2 L 29 6 7 7 9 4 0 0 0 0 0 1 71 115 9.45 1.500 |                                  |                               |                                  |                              |                                  |                               |                                  |                              |                                  |   |                                  |   |                                  |                              |                                  |                               |                                  |                                  |                                    |                                  |        |
| <b>Gary Glover, R</b><br>ERA: 4.52                   | (7, 1) 1.1 7 3 1 1 0 0 0 0 0 0 0 0 17 29 6.75 2.250     |                                  |                               |                                  |                              |                                  |                               |                                  |                              |                                  |   |                                  |   |                                  |                              |                                  |                               |                                  |                                  |                                    |                                  |        |
| <b>Greg Jones, R</b><br>ERA:                         | (9, 1) 1.0 4 0 0 0 0 1 1 0 0 0 0 0 0 11 17 0.00 1.000   |                                  |                               |                                  |                              |                                  |                               |                                  |                              |                                  |   |                                  |   |                                  |                              |                                  |                               |                                  |                                  |                                    |                                  |        |

|     |    |
|-----|----|
| AB  | 34 |
| R   | 8  |
| H   | 9  |
| RBI | 8  |
| BB  | 5  |
| SO  | 10 |
| LOB | 13 |



| Batter   | 1   | 2                                | 3                            | 4                               | 5                             | 6                                | 7                            | 8                                | 9                            | AB R H RBI BB SO LOB             | BOTTOM  |                                  |   |                                  |                              |                                  |                              |                                  |                                  |                                    |                                  |        |
|--|---|----------------------------------|------------------------------|---------------------------------|-------------------------------|----------------------------------|------------------------------|----------------------------------|------------------------------|----------------------------------|---|----------------------------------|---|----------------------------------|------------------------------|----------------------------------|------------------------------|----------------------------------|----------------------------------|------------------------------------|----------------------------------|--------|
| <b>David Eckstein, R</b><br>OBP: 0.330, SLG: 0.330     | 1-3<br>K  |                                  | 3-2<br>S<br>1B               |                                 | 1-2<br>CS<br>1-2              |                                  | 3-2<br>F8                    |                                  | 2-2<br>F9                    | 4 0 1 0 0 1 0                    | <b>New York Yankees @ Anaheim Angels</b><br>Edison International Field, Anaheim, CA<br>Wed Jul 30 2003, 10:05 PM EDT<br>Att: 43,856 - Cloudy - 73 F |                                  |   |                                  |                              |                                  |                              |                                  |                                  |                                    |                                  |        |
| <b>Darin Erstad, L</b><br>OBP: 0.307, SLG: 0.338       | 0-1<br>G4-3<br>2B   |                                  | 4-1<br>1-2<br>BB             |                                 | 2-0<br>F7                     |                                  | 2-0<br>F7                    |                                  | 1-0<br>F7                    | 3 0 1 0 1 0 0                    |   |                                  |   |                                  |                              |                                  |                              |                                  |                                  |                                    |                                  |        |
| <b>Adam Kennedy, L</b><br>OBP: 0.326, SLG: 0.368       | 1-1<br>G4-3   |                                  | 0-0<br>F8                    |                                 | 2-1<br>F7                     |                                  | 2-1<br>F7                    |                                  | 2-1<br>G4-3                  | 4 0 0 0 0 0 3                    |   |                                  |   |                                  |                              |                                  |                              |                                  |                                  |                                    |                                  |        |
| <b>16 Garret Anderson, L</b><br>OBP: 0.348, SLG: 0.589 | 1-2<br>F8   |                                  |                              | 2-0<br>G3                       |                               | 0-2<br>G4-3                      |                              |                                  |                              | 3 0 0 0 0 0 1                    |   |                                  |   |                                  |                              |                                  |                              |                                  |                                  |                                    |                                  |        |
| <b>Jeff DaVanon, S</b><br>OBP: 0.362, SLG: 0.518       |   | 0-0<br>G4-3                      |                              | 1-1<br>L8-3<br>1B               |                               | 2-3<br>K2-3                      |                              |                                  |                              | 3 0 1 0 0 1 0                    |   |                                  |   |                                  |                              |                                  |                              |                                  |                                  |                                    |                                  |        |
| <b>Scott Spiezio, S</b><br>OBP: 0.322, SLG: 0.436      |   | 1-0<br>G3                        |                              | 1-2<br>L8-3                     |                               | 2-2<br>P6                        |                              |                                  |                              | 3 0 0 0 0 0 1                    |   |                                  |   |                                  |                              |                                  |                              |                                  |                                  |                                    |                                  |        |
| <b>Bengie Molina, R</b><br>OBP: 0.308, SLG: 0.442      |   | 2-1<br>F8                        |                              |                                 | 1-3<br>K                      |                                  |                              |                                  |                              | 3 0 0 0 0 1 0                    |   |                                  |   |                                  |                              |                                  |                              |                                  |                                  |                                    |                                  |        |
| <b>José Molina, R</b><br>OBP: 0.217, SLG: 0.261        |   |                                  |                              |                                 |                               |                                  |                              |                                  |                              | 0 0 0 0 0 0 0                    |   |                                  |   |                                  |                              |                                  |                              |                                  |                                  |                                    |                                  |        |
| <b>39 Robb Quinlan, R</b><br>OBP: 0.500, SLG: 0.600    |   |                                  | 1-3<br>K                     |                                 | 0-0<br>CS<br>1B               |                                  |                              |                                  |                              | 3 0 2 0 0 1 0                    |   |                                  |   |                                  |                              |                                  |                              |                                  |                                  |                                    |                                  |        |
| <b>Alfredo Amezaga, S</b><br>OBP: 0.217, SLG: 0.261    |   |                                  | 2-3<br>K                     |                                 | 1-2<br>L7                     |                                  |                              |                                  |                              | 3 0 0 0 0 1 2                    |   |                                  |   |                                  |                              |                                  |                              |                                  |                                  |                                    |                                  |        |
| <b>Inning Stats</b>                                    | R: 0<br>E: 0<br>K: 1<br>S: 10                             | H: 1<br>LOB: 1<br>BB: 0<br>P: 13 | R: 0<br>E: 0<br>K: 0<br>S: 4 | H: 0<br>LOB: 0<br>BB: 0<br>P: 7 | R: 0<br>E: 0<br>K: 2<br>S: 13 | H: 1<br>LOB: 2<br>BB: 1<br>P: 23 | R: 0<br>E: 0<br>K: 0<br>S: 7 | H: 1<br>LOB: 0<br>BB: 0<br>P: 10 | R: 0<br>E: 0<br>K: 1<br>S: 9 | H: 1<br>LOB: 0<br>BB: 0<br>P: 12 | R: 0<br>E: 0<br>K: 0<br>S: 8  | H: 0<br>LOB: 0<br>BB: 0<br>P: 15 | R: 0<br>E: 0<br>K: 1<br>S: 9                          | H: 0<br>LOB: 0<br>BB: 0<br>P: 13 | R: 0<br>E: 0<br>K: 0<br>S: 5 | H: 1<br>LOB: 0<br>BB: 0<br>P: 10 | R: 0<br>E: 0<br>K: 0<br>S: 7 | H: 0<br>LOB: 0<br>BB: 0<br>P: 12 | 1B: 4<br>2B: 2<br>3B: 0<br>HR: 0 | SF: 0<br>SAC: 0<br>DP: 2<br>HBP: 0 | WP: 0<br>PB: 0<br>SB: 0<br>CS: 1 | PA: 31 |
| <b>PITCHER</b>   | IP WLS BF H R ER SO BB IBB HBP BLK WP HR S P ERA WHIP     |                                  |                              |                                 |                               |                                  |                              |                                  |                              |                                  |   | <b>PITCHER</b>                   | IP WLS BF H R ER SO BB IBB HBP BLK WP HR S P ERA WHIP |                                  |                              |                                  |                              |                                  |                                  |                                    |                                  |        |
| <b>Roger Clemens, R</b><br>ERA: 3.76                   | (1, 1) 9.0 W 30 5 0 0 5 1 0 0 0 0 0 0 0 72 115 0.00 0.667 |                                  |                              |                                 |                               |                                  |                              |                                  |                              |                                  |   |                                  |   |                                  |                              |                                  |                              |                                  |                                  |                                    |                                  |        |

|     |    |
|-----|----|
| AB  | 29 |
| R   | 0  |
| H   | 5  |
| RBI | 0  |
| BB  | 1  |
| SO  | 5  |
| LOB | 7  |





| Batter  | 1                                     | 2                                     | 3                                     | 4                                     | 5                                     | 6                                     | 7                                     | 8                                     | 9                                     | 10                                    | AB                                    | R                                     | H                                     | RBI                                   | BB                                    | SO                                    | LOB                                   | TOP  |                                  |                                    |                                  |        |
|---|---------------------------------------|---------------------------------------|---------------------------------------|---------------------------------------|---------------------------------------|---------------------------------------|---------------------------------------|---------------------------------------|---------------------------------------|---------------------------------------|---------------------------------------|---------------------------------------|---------------------------------------|---------------------------------------|---------------------------------------|---------------------------------------|---------------------------------------|--|----------------------------------|------------------------------------|----------------------------------|--------|
| Alfonso Soriano, R<br>OBP: 0.329, SLG: 0.495<br>(1, 4)  | K2-3                                  |                                       | G2-3                                  |                                       | G6-3                                  |                                       | K                                     |                                       | P4                                    |                                       | 5                                     | 0                                     | 1                                     | 0                                     | 0                                     | 2                                     | 5                                     | <b>New York Yankees @ Anaheim Angels</b><br>Edison International Field, Anaheim, CA<br>Thu Jul 31 2003, 10:05 PM EDT<br>Att. 43,871 - Sunny - 81 F |                                  |                                    |                                  |        |
| 2 Derek Jeter, R<br>OBP: 0.397, SLG: 0.483<br>(1, 6)    |                                       |                                       | G6-3                                  |                                       |                                       |                                       |                                       |                                       | G4-3                                  |                                       | 3                                     | 0                                     | 1                                     | 1                                     | 2                                     | 0                                     | 3                                     |  |                                  |                                    |                                  |        |
| 25 Jason Giambi, L<br>OBP: 0.422, SLG: 0.552<br>(1, 3)  | P4                                    |                                       | L8                                    |                                       |                                       |                                       |                                       |                                       |                                       |                                       | 4                                     | 0                                     | 1                                     | 0                                     | 1                                     | 1                                     | 2                                     |  |                                  |                                    |                                  |        |
| Bernie Williams, S<br>OBP: 0.370, SLG: 0.395<br>(1, 8)  | F7                                    |                                       |                                       |                                       |                                       |                                       |                                       |                                       |                                       |                                       | 4                                     | 1                                     | 1                                     | 0                                     | 1                                     | 1                                     | 4                                     |  |                                  |                                    |                                  |        |
| 55 Hideki Matsui, L<br>OBP: 0.337, SLG: 0.453<br>(1, 7) |                                       |                                       |                                       |                                       |                                       |                                       |                                       |                                       |                                       |                                       | 2                                     | 0                                     | 0                                     | 0                                     | 3                                     | 0                                     | 3                                     |  |                                  |                                    |                                  |        |
| 20 Jorge Posada, S<br>OBP: 0.405, SLG: 0.486<br>(1, 2)  | L9-3                                  |                                       |                                       |                                       |                                       |                                       |                                       |                                       |                                       |                                       | 5                                     | 0                                     | 0                                     | 0                                     | 0                                     | 0                                     | 8                                     |  |                                  |                                    |                                  |        |
| Nick Johnson, L<br>OBP: 0.447, SLG: 0.486<br>(1, 10)    | G1-3                                  |                                       |                                       |                                       |                                       |                                       |                                       |                                       |                                       |                                       | 3                                     | 0                                     | 1                                     | 1                                     | 2                                     | 0                                     | 2                                     |  |                                  |                                    |                                  |        |
| David Dellucci, L<br>OBP: 0.330, SLG: 0.379<br>(1, 9)   |                                       |                                       |                                       |                                       |                                       |                                       |                                       |                                       |                                       |                                       | 4                                     | 1                                     | 1                                     | 0                                     | 1                                     | 1                                     | 5                                     |  |                                  |                                    |                                  |        |
| Enrique Wilson, S<br>OBP: 0.264, SLG: 0.313<br>(9, PH)  |                                       |                                       |                                       |                                       |                                       |                                       |                                       |                                       |                                       |                                       | 2                                     | 0                                     | 0                                     | 0                                     | 1                                     | 0                                     | 1                                     |  |                                  |                                    |                                  |        |
| Ruben Sierra, S<br>OBP: 0.359, SLG: 0.427<br>(9, 5)     |                                       |                                       |                                       |                                       |                                       |                                       |                                       |                                       |                                       |                                       | 1                                     | 0                                     | 0                                     | 0                                     | 0                                     | 1                                     | 2                                     |  |                                  |                                    |                                  |        |
| Todd Zeile, R<br>OBP: 0.289, SLG: 0.348<br>(9, 5)       |                                       |                                       |                                       |                                       |                                       |                                       |                                       |                                       |                                       |                                       | 0                                     | 0                                     | 0                                     | 0                                     | 0                                     | 0                                     | 0                                     |  |                                  |                                    |                                  |        |
| <b>Inning Stats</b>                                     | R: 0<br>E: 0<br>K: 1<br>S: 7          | H: 0<br>LOB: 1<br>BB: 1<br>P: 14      | R: 0<br>E: 0<br>K: 0<br>S: 5          | H: 0<br>LOB: 0<br>BB: 1<br>P: 11      | R: 1<br>E: 0<br>K: 0<br>S: 12         | H: 1<br>LOB: 1<br>BB: 1<br>P: 22      | R: 0<br>E: 0<br>K: 0<br>S: 11         | H: 1<br>LOB: 0<br>BB: 1<br>P: 23      | R: 0<br>E: 0<br>K: 0<br>S: 8          | H: 0<br>LOB: 2<br>BB: 2<br>P: 19      | R: 0<br>E: 0<br>K: 1<br>S: 7          | H: 0<br>LOB: 2<br>BB: 2<br>P: 18      | R: 0<br>E: 0<br>K: 1<br>S: 12         | H: 1<br>LOB: 2<br>BB: 1<br>P: 23      | R: 0<br>E: 0<br>K: 1<br>S: 11         | H: 1<br>LOB: 2<br>BB: 2<br>P: 20      | R: 1<br>E: 0<br>K: 2<br>S: 15         | H: 1<br>LOB: 2<br>BB: 2<br>P: 29   | 1B: 6<br>2B: 2<br>3B: 0<br>HR: 0 | SF: 0<br>SAC: 0<br>DP: 3<br>HBP: 0 | WP: 1<br>PB: 0<br>SB: 0<br>CS: 1 | PA: 44 |
| <b>PITCHER</b>  | IP<br>WLS<br>BF<br>H<br>R<br>ER<br>SO | IP<br>WLS<br>BF<br>H<br>R<br>ER<br>SO | IP<br>WLS<br>BF<br>H<br>R<br>ER<br>SO | IP<br>WLS<br>BF<br>H<br>R<br>ER<br>SO | IP<br>WLS<br>BF<br>H<br>R<br>ER<br>SO | IP<br>WLS<br>BF<br>H<br>R<br>ER<br>SO | IP<br>WLS<br>BF<br>H<br>R<br>ER<br>SO | IP<br>WLS<br>BF<br>H<br>R<br>ER<br>SO | IP<br>WLS<br>BF<br>H<br>R<br>ER<br>SO | IP<br>WLS<br>BF<br>H<br>R<br>ER<br>SO | IP<br>WLS<br>BF<br>H<br>R<br>ER<br>SO | IP<br>WLS<br>BF<br>H<br>R<br>ER<br>SO | IP<br>WLS<br>BF<br>H<br>R<br>ER<br>SO | IP<br>WLS<br>BF<br>H<br>R<br>ER<br>SO | IP<br>WLS<br>BF<br>H<br>R<br>ER<br>SO | IP<br>WLS<br>BF<br>H<br>R<br>ER<br>SO | IP<br>WLS<br>BF<br>H<br>R<br>ER<br>SO | ERA<br>WHIP  | ERA<br>WHIP                      | ERA<br>WHIP                        |                                  |        |
| Aaron Sele, R<br>ERA: 4.88<br>(7, 1)                    | 6.0                                   | 24                                    | 3                                     | 1                                     | 1                                     | 1                                     | 5                                     | 0                                     | 0                                     | 0                                     | 0                                     | 0                                     | 0                                     | 0                                     | 11                                    | 27                                    | 0.00                                  | 4.000  |                                  |                                    |                                  |        |
| Francisco Rodriguez, R<br>ERA: 3.1<br>(8, 1)            | 1.0                                   | 6                                     | 1                                     | 0                                     | 0                                     | 1                                     | 3                                     | 0                                     | 0                                     | 0                                     | 0                                     | 0                                     | 0                                     | 0                                     | 19                                    | 34                                    | 0.00                                  | 1.000  |                                  |                                    |                                  |        |
| Brendan Donnelly, R<br>ERA: 0.67<br>(10, 1)             | 2.0                                   | 8                                     | 1                                     | 0                                     | 0                                     | 2                                     | 1                                     | 0                                     | 0                                     | 0                                     | 0                                     | 0                                     | 0                                     | 0                                     | 15                                    | 29                                    | 9.00                                  | 3.000  |                                  |                                    |                                  |        |
| Troy Percival, R<br>ERA: 2.65<br>(1, 1)                 | 1.0                                   | L                                     | 6                                     | 1                                     | 1                                     | 1                                     | 2                                     | 0                                     | 0                                     | 0                                     | 0                                     | 0                                     | 0                                     | 0                                     | 0                                     | 0                                     | 0                                     | 0  |                                  |                                    |                                  |        |

|     |    |
|-----|----|
| AB  | 33 |
| R   | 2  |
| H   | 6  |
| RBI | 2  |
| BB  | 11 |
| SO  | 6  |
| LOB | 35 |



| Batter  | 1                                     | 2                                     | 3                                     | 4                                     | 5                                     | 6                                     | 7                                     | 8                                     | 9                                     | 10                                    | AB                                    | R                                     | H                                     | RBI                                   | BB                                    | SO                                    | LOB                                   | BOTTOM   |                               |                                  |                                  |                                    |                                  |        |
|---|---------------------------------------|---------------------------------------|---------------------------------------|---------------------------------------|---------------------------------------|---------------------------------------|---------------------------------------|---------------------------------------|---------------------------------------|---------------------------------------|---------------------------------------|---------------------------------------|---------------------------------------|---------------------------------------|---------------------------------------|---------------------------------------|---------------------------------------|--|-------------------------------|----------------------------------|----------------------------------|------------------------------------|----------------------------------|--------|
| David Eckstein, R<br>OBP: 0.328, SLG: 0.328<br>(1, 6)     | G4-3                                  |                                       | F7                                    |                                       |                                       |                                       |                                       |                                       |                                       |                                       | 5                                     | 0                                     | 1                                     | 0                                     | 0                                     | 0                                     | 0                                     | <b>New York Yankees @ Anaheim Angels</b><br>Edison International Field, Anaheim, CA<br>Thu Jul 31 2003, 10:05 PM EDT<br>Att. 43,871 - Sunny - 81 F |                               |                                  |                                  |                                    |                                  |        |
| Darin Erstad, L<br>OBP: 0.306, SLG: 0.336<br>(1, 8)       | G4-3                                  |                                       | F9                                    |                                       |                                       |                                       |                                       |                                       |                                       |                                       | 4                                     | 0                                     | 1                                     | 0                                     | 0                                     | 1                                     | 0                                     |  |                               |                                  |                                  |                                    |                                  |        |
| 16 Garret Anderson, L<br>OBP: 0.349, SLG: 0.588<br>(1, 7) | K                                     |                                       |                                       |                                       |                                       |                                       |                                       |                                       |                                       |                                       | 4                                     | 0                                     | 1                                     | 0                                     | 1                                     | 1                                     | 1                                     |  |                               |                                  |                                  |                                    |                                  |        |
| Shawn Wooten, R<br>OBP: 0.337, SLG: 0.389<br>(8, PH)      |                                       |                                       |                                       |                                       |                                       |                                       |                                       |                                       |                                       |                                       | 3                                     | 0                                     | 1                                     | 0                                     | 0                                     | 0                                     | 2                                     |  |                               |                                  |                                  |                                    |                                  |        |
| 39 Robb Quinlan, R<br>OBP: 0.355, SLG: 0.462<br>(8, PH)   |                                       |                                       |                                       |                                       |                                       |                                       |                                       |                                       |                                       |                                       | 0                                     | 0                                     | 0                                     | 0                                     | 1                                     | 0                                     | 0                                     |  |                               |                                  |                                  |                                    |                                  |        |
| Scott Spiezio, S<br>OBP: 0.321, SLG: 0.434<br>(9, 3)      |                                       |                                       |                                       |                                       |                                       |                                       |                                       |                                       |                                       |                                       | 3                                     | 1                                     | 0                                     | 0                                     | 0                                     | 0                                     | 2                                     |  |                               |                                  |                                  |                                    |                                  |        |
| Bencie Molina, R<br>OBP: 0.310, SLG: 0.449<br>(1, 2)      |                                       |                                       |                                       |                                       |                                       |                                       |                                       |                                       |                                       |                                       | 1                                     | 0                                     | 0                                     | 0                                     | 0                                     | 1                                     | 3                                     |  |                               |                                  |                                  |                                    |                                  |        |
| Benji Gil, R<br>OBP: 0.214, SLG: 0.272<br>(1, 5)          |                                       |                                       |                                       |                                       |                                       |                                       |                                       |                                       |                                       |                                       | 4                                     | 0                                     | 2                                     | 0                                     | 0                                     | 0                                     | 4                                     |  |                               |                                  |                                  |                                    |                                  |        |
| Adam Kennedy, L<br>OBP: 0.328, SLG: 0.368<br>(1, 4)       |                                       |                                       |                                       |                                       |                                       |                                       |                                       |                                       |                                       |                                       | 4                                     | 0                                     | 0                                     | 1                                     | 0                                     | 1                                     | 2                                     |  |                               |                                  |                                  |                                    |                                  |        |
| Eric Owens, R<br>OBP: 0.242, SLG: 0.264<br>(1, 9)         |                                       |                                       |                                       |                                       |                                       |                                       |                                       |                                       |                                       |                                       | 4                                     | 0                                     | 0                                     | 0                                     | 0                                     | 0                                     | 3                                     |  |                               |                                  |                                  |                                    |                                  |        |
| <b>Inning Stats</b>                                       | R: 0<br>E: 0<br>K: 1<br>S: 9          | H: 0<br>LOB: 0<br>BB: 0<br>P: 13      | R: 1<br>E: 0<br>K: 0<br>S: 15         | H: 2<br>LOB: 1<br>BB: 0<br>P: 20      | R: 0<br>E: 0<br>K: 0<br>S: 9          | H: 0<br>LOB: 0<br>BB: 0<br>P: 11      | R: 0<br>E: 0<br>K: 0<br>S: 8          | H: 1<br>LOB: 1<br>BB: 0<br>P: 10      | R: 0<br>E: 0<br>K: 0<br>S: 6          | H: 0<br>LOB: 0<br>BB: 0<br>P: 8       | R: 0<br>E: 0<br>K: 0<br>S: 10         | H: 1<br>LOB: 1<br>BB: 0<br>P: 14      | R: 0<br>E: 0<br>K: 0<br>S: 11         | H: 1<br>LOB: 2<br>BB: 2<br>P: 17      | R: 0<br>E: 0<br>K: 1<br>S: 11         | H: 1<br>LOB: 3<br>BB: 2<br>P: 21      | R: 0<br>E: 0<br>K: 1<br>S: 7          | H: 1<br>LOB: 0<br>BB: 0<br>P: 9  | R: 0<br>E: 0<br>K: 1<br>S: 13 | H: 0<br>LOB: 0<br>BB: 0<br>P: 19 | 1B: 4<br>2B: 4<br>3B: 0<br>HR: 0 | SF: 0<br>SAC: 1<br>DP: 1<br>HBP: 1 | WP: 0<br>PB: 0<br>SB: 1<br>CS: 0 | PA: 39 |
| <b>PITCHER</b>  | IP<br>WLS<br>BF<br>H<br>R<br>ER<br>SO | IP<br>WLS<br>BF<br>H<br>R<br>ER<br>SO | IP<br>WLS<br>BF<br>H<br>R<br>ER<br>SO | IP<br>WLS<br>BF<br>H<br>R<br>ER<br>SO | IP<br>WLS<br>BF<br>H<br>R<br>ER<br>SO | IP<br>WLS<br>BF<br>H<br>R<br>ER<br>SO | IP<br>WLS<br>BF<br>H<br>R<br>ER<br>SO | IP<br>WLS<br>BF<br>H<br>R<br>ER<br>SO | IP<br>WLS<br>BF<br>H<br>R<br>ER<br>SO | IP<br>WLS<br>BF<br>H<br>R<br>ER<br>SO | IP<br>WLS<br>BF<br>H<br>R<br>ER<br>SO | IP<br>WLS<br>BF<br>H<br>R<br>ER<br>SO | IP<br>WLS<br>BF<br>H<br>R<br>ER<br>SO | IP<br>WLS<br>BF<br>H<br>R<br>ER<br>SO | IP<br>WLS<br>BF<br>H<br>R<br>ER<br>SO | IP<br>WLS<br>BF<br>H<br>R<br>ER<br>SO | IP<br>WLS<br>BF<br>H<br>R<br>ER<br>SO | ERA<br>WHIP  | ERA<br>WHIP                   | ERA<br>WHIP                      |                                  |                                    |                                  |        |
| David Wells, L<br>ERA: 3.68<br>(8, 1)                     | 7.0                                   | 28                                    | 6                                     | 1                                     | 1                                     | 1                                     | 0                                     | 0                                     | 0                                     | 0                                     | 0                                     | 0                                     | 0                                     | 0                                     | 0                                     | 0                                     | 0                                     | 0.000  |                               |                                  |                                  |                                    |                                  |        |
| Jesse Orosco, L<br>ERA: 7.43<br>(8, 1)                    | 0.1                                   | 2                                     | 0                                     | 0                                     | 0                                     | 0                                     | 0                                     | 1                                     | 0                                     | 0                                     | 0                                     | 0                                     | 0                                     | 0                                     | 2                                     | 6                                     | 0.00                                  | 0.000  |                               |                                  |                                  |                                    |                                  |        |
| Armando Benitez, R<br>ERA: 3.0<br>(10, 1)                 | 1.2                                   | W                                     | 6                                     | 1                                     | 0                                     | 0                                     | 2                                     | 1                                     | 0                                     | 0                                     | 0                                     | 0                                     | 0                                     | 0                                     | 14                                    | 22                                    | 0.00                                  | 1.200  |                               |                                  |                                  |                                    |                                  |        |
| 42 Mariano Rivera, R<br>ERA: 1.48<br>(1, 1)               | 1.0                                   | S                                     | 3                                     | 0                                     | 0                                     | 0                                     | 1                                     | 0                                     | 0                                     | 0                                     | 0                                     | 0                                     | 0                                     | 0                                     | 13                                    | 19                                    | 0.00                                  | 0.000  |                               |                                  |                                  |                                    |                                  |        |

|     |    |
|-----|----|
| AB  | 35 |
| R   | 1  |
| H   | 7  |
| RBI | 1  |
| BB  | 2  |
| SO  | 4  |
| LOB | 18 |









| Batter  | 1                             | 2                                | 3                             | 4                                | 5                             | 6                                | 7                             | 8                                | 9                            | AB                               | R                             | H                                | RBI                           | BB                               | SO                           | LOB                             | TOP                               |                                    |                                  |        |
|---|-------------------------------|----------------------------------|-------------------------------|----------------------------------|-------------------------------|----------------------------------|-------------------------------|----------------------------------|------------------------------|----------------------------------|-------------------------------|----------------------------------|-------------------------------|----------------------------------|------------------------------|---------------------------------|-----------------------------------|------------------------------------|----------------------------------|--------|
| <b>3 Reed Johnson, R</b><br>OBP: 0.356, SLG: 0.438<br>(1, 7)  | 1-1<br>B3                     |                                  | 0-0<br>10 BB<br>1B            | 2-2<br>10 1B<br>HBP              |                               | 1-2<br>FC6-4<br>10 BB<br>1-2     |                               | 3-3<br>K                         |                              | 4                                | 3                             | 1                                | 0                             | 0                                | 1                            | 1                               |                                   |                                    |                                  |        |
| <b>Mike Bordick, R</b><br>OBP: 0.330, SLG: 0.411<br>(1, 5)    | 3-2<br>F9                     |                                  | 0-2<br>L9                     | 1-0<br>10 1B<br>1-2              |                               | 4-2<br>F8<br>10 1B<br>1-2        |                               | 3-1<br>WP<br>10 BB<br>1B         |                              | 4                                | 0                             | 2                                | 0                             | 1                                | 0                            | 1                               |                                   |                                    |                                  |        |
| <b>10 Vernon Wells, R</b><br>OBP: 0.349, SLG: 0.569<br>(1, 8) | 0-2<br>HBP<br>1B              |                                  | 4-0<br>1B<br>E<br>1-2         | 0-0<br>1-3<br>2-H<br>1B          |                               | 1-2<br>1-2<br>2-H<br>1B          |                               | 4-1<br>WP<br>BB                  |                              | 3                                | 1                             | 3                                | 2                             | 2                                | 0                            | 0                               |                                   |                                    |                                  |        |
| <b>Carlos Delgado, L</b><br>OBP: 0.424, SLG: 0.614<br>(1, 3)  | 2-0<br>HBP                    |                                  | 2-1<br>E<br>1B<br>1-3<br>2-H  | 1-3<br>K                         |                               | 3-2<br>F8<br>2-3                 |                               | 2-3<br>K                         |                              | 4                                | 1                             | 1                                | 1                             | 0                                | 2                            | 6                               |                                   |                                    |                                  |        |
| <b>Tom Wilson, R</b><br>OBP: 0.336, SLG: 0.428<br>(1, 2)      | 2-3<br>K                      |                                  | 3-2<br>E5<br>1B<br>1-3<br>3-H |                                  | 1-3<br>K                      |                                  | 3-3<br>K                      |                                  | 2-1<br>F8<br>1-2<br>2-3      |                                  | 5                             | 1                                | 0                             | 0                                | 0                            | 3                               | 7                                 |                                    |                                  |        |
| <b>Bobby Kielty, S</b><br>OBP: 0.365, SLG: 0.416<br>(1, 9)    |                               | 1-3<br>K                         | 3-2<br>1B                     |                                  | 3-2<br>F9                     |                                  |                               |                                  | 0-0<br>F7                    |                                  | 5                             | 0                                | 1                             | 2                                | 0                            | 2                               | 0                                 |                                    |                                  |        |
| <b>Josh Phelps, R</b><br>OBP: 0.343, SLG: 0.430<br>(1, 10)    |                               | 3-3<br>K                         | 2-1<br>SAFE<br>K              | 1-3<br>K                         |                               | 1-0<br>1B                        |                               | 0-1<br>1B                        | 0-2<br>G5-3                  |                                  | 5                             | 0                                | 2                             | 0                                | 0                            | 2                               | 1                                 |                                    |                                  |        |
| <b>Dave Berg, R</b><br>OBP: 0.304, SLG: 0.406<br>(1, 4)       |                               | 2-2<br>F8                        |                               | 0-0<br>F9                        |                               | 0-1<br>1-3<br>1B                 |                               | 2-2<br>L8                        | 1-0<br>F9                    |                                  | 5                             | 0                                | 1                             | 0                                | 0                            | 0                               | 1                                 |                                    |                                  |        |
| <b>Chris Woodward, R</b><br>OBP: 0.319, SLG: 0.401<br>(1, 6)  |                               |                                  | 2-2<br>F8                     | 0-3<br>K                         |                               | 3-2<br>FC6-4<br>1B               |                               | 0-3<br>K                         |                              | 4                                | 0                             | 1                                | 0                             | 0                                | 2                            | 1                               |                                   |                                    |                                  |        |
| <b>Inning Stats</b>   | R: 0<br>E: 0<br>K: 1<br>S: 11 | H: 1<br>LOB: 2<br>BB: 0<br>P: 19 | R: 0<br>E: 0<br>K: 2<br>S: 12 | H: 0<br>LOB: 0<br>BB: 0<br>P: 18 | R: 4<br>E: 1<br>K: 1<br>S: 23 | H: 3<br>LOB: 1<br>BB: 1<br>P: 38 | R: 1<br>E: 0<br>K: 2<br>S: 12 | H: 2<br>LOB: 2<br>BB: 0<br>P: 16 | R: 0<br>E: 0<br>K: 1<br>S: 9 | H: 2<br>LOB: 2<br>BB: 0<br>P: 14 | R: 0<br>E: 0<br>K: 2<br>S: 14 | H: 1<br>LOB: 1<br>BB: 0<br>P: 19 | R: 0<br>E: 0<br>K: 2<br>S: 12 | H: 1<br>LOB: 2<br>BB: 1<br>P: 26 | R: 0<br>E: 0<br>K: 0<br>S: 5 | H: 0<br>LOB: 0<br>BB: 0<br>P: 6 | 1B: 12<br>2B: 0<br>3B: 0<br>HR: 0 | SF: 0<br>SAC: 0<br>DP: 0<br>HBP: 2 | WP: 1<br>PB: 0<br>SB: 0<br>CS: 0 | PA: 44 |
| <b>PITCHER</b>  | IP                            | WLS                              | BF                            | H                                | R                             | ER                               | SO                            | BB                               | IBB                          | HBP                              | BLK                           | WP                               | HR                            | S                                | P                            | ERA                             | WHIP                              |                                    |                                  |        |
| <b>Jarrod Washburn, L</b><br>ERA: 4.69<br>(1, 1)              | 5.1                           | L                                | 29                            | 9                                | 6                             | 3                                | 7                             | 2                                | 0                            | 2                                | 0                             | 0                                | 0                             | 77                               | 123                          | 5.06                            | 2.062                             |                                    |                                  |        |
| <b>Gary Glover, R</b><br>ERA: 4.42<br>(6, 1)                  | 1.2                           |                                  | 7                             | 2                                | 0                             | 0                                | 3                             | 0                                | 0                            | 0                                | 0                             | 0                                | 0                             | 25                               | 37                           | 0.00                            | 1.200                             |                                    |                                  |        |
| <b>Greg Jones, R</b><br>ERA:<br>(8, 1)                        | 2.0                           |                                  | 8                             | 1                                | 0                             | 0                                | 2                             | 1                                | 0                            | 0                                | 0                             | 1                                | 0                             | 17                               | 32                           | 0.00                            | 1.000                             |                                    |                                  |        |

Toronto Blue Jays @ Anaheim Angels  
Edison International Field, Anaheim, CA  
Sat Aug 02 2003, 10:05 PM EDT  
Att: 43,087 - Sunny - 75 F

AB 39  
R 6  
H 12  
RBI 5  
BB 3  
SO 12  
LOB 18



| Batter   | 1                             | 2                                | 3                            | 4                                | 5                             | 6                                | 7                             | 8                                | 9                            | AB                               | R                             | H                                | RBI                          | BB                               | SO                           | LOB                              | BOTTOM                           |                                    |                                  |        |
|--|-------------------------------|----------------------------------|------------------------------|----------------------------------|-------------------------------|----------------------------------|-------------------------------|----------------------------------|------------------------------|----------------------------------|-------------------------------|----------------------------------|------------------------------|----------------------------------|------------------------------|----------------------------------|----------------------------------|------------------------------------|----------------------------------|--------|
| <b>David Eckstein, R</b><br>OBP: 0.333, SLG: 0.332<br>(1, 6)     | 3-3<br>K                      |                                  | 1-2<br>BB<br>1B              |                                  | 0-2<br>P3                     |                                  | 4-1<br>1-2<br>BB              |                                  | 0-1<br>G5-3                  |                                  | 4                             | 0                                | 1                            | 0                                | 1                            | 1                                |                                  |                                    |                                  |        |
| <b>Darin Erstad, L</b><br>OBP: 0.305, SLG: 0.340<br>(1, 8)       | 1-2<br>G6-3                   |                                  | 4-0<br>1B                    |                                  | 2-2<br>P6                     |                                  | 1-3<br>K                      |                                  |                              |                                  | 2                             | 0                                | 0                            | 0                                | 1                            | 0                                |                                  |                                    |                                  |        |
| <b>Eric Owens, R</b><br>OBP: 0.240, SLG: 0.262<br>(7, 8)         |                               |                                  | 1-2<br>BB                    |                                  |                               |                                  |                               |                                  |                              |                                  | 1                             | 0                                | 0                            | 0                                | 1                            | 2                                |                                  |                                    |                                  |        |
| <b>Tim Salmon, R</b><br>OBP: 0.369, SLG: 0.467<br>(1, 10)        | 1-3<br>K                      |                                  | 0-0<br>F9                    |                                  | 3-2<br>P4                     |                                  | 0-0<br>F8                     |                                  |                              |                                  | 4                             | 0                                | 0                            | 0                                | 0                            | 1                                | 2                                |                                    |                                  |        |
| <b>16 Garret Anderson, L</b><br>OBP: 0.347, SLG: 0.584<br>(1, 7) |                               | 0-1<br>G3                        |                              | 1-1<br>P5                        |                               | 0-0<br>2B                        |                               | 1-1<br>FC6-4<br>1B               |                              | 4                                | 0                             | 2                                | 0                            | 0                                | 0                            | 0                                |                                  |                                    |                                  |        |
| <b>Scott Spiezio, S</b><br>OBP: 0.317, SLG: 0.427<br>(1, 5)      |                               | 3-3<br>K                         |                              | 0-3<br>K                         |                               | 1-1<br>P5                        |                               | 2-2<br>F8                        |                              | 4                                | 0                             | 0                                | 0                            | 0                                | 2                            | 2                                |                                  |                                    |                                  |        |
| <b>Jeff DaVanon, S</b><br>OBP: 0.361, SLG: 0.505<br>(1, 9)       |                               | 0-0<br>PB<br>1B                  |                              | 4-1<br>BB                        |                               | 0-0<br>F9                        |                               | 2-1<br>FC6-4                     |                              | 3                                | 0                             | 1                                | 0                            | 1                                | 0                            | 2                                |                                  |                                    |                                  |        |
| <b>Shawn Wooten, R</b><br>OBP: 0.330, SLG: 0.389<br>(8, 2)       |                               | 3-2<br>G5-3                      |                              | 1 SAFE<br>0-2<br>G4-3            |                               |                                  | 1-1<br>G5-3                   |                                  | 1-0<br>F9                    |                                  | 4                             | 0                                | 0                            | 0                                | 0                            | 2                                |                                  |                                    |                                  |        |
| <b>Adam Kennedy, L</b><br>OBP: 0.333, SLG: 0.391<br>(1, 4)       |                               |                                  | 3-2<br>F7                    |                                  | 1-1<br>G3<br>2B               |                                  | 1-1<br>G3-1                   |                                  | 2-1<br>HR                    |                                  | 4                             | 1                                | 2                            | 1                                | 0                            | 0                                |                                  |                                    |                                  |        |
| <b>José Molina, R</b><br>OBP: 0.211, SLG: 0.254<br>(1, 2)        |                               |                                  | 1-3<br>K                     |                                  | 1-2<br>G3                     |                                  | 0-1<br>BB                     |                                  | 2-3<br>K                     |                                  | 2                             | 0                                | 0                            | 0                                | 1                            | 1                                |                                  |                                    |                                  |        |
| <b>39 Robb Quinlan, R</b><br>OBP: 0.400, SLG: 0.467<br>(7, PH)   |                               |                                  |                              |                                  | 2-3<br>G3                     |                                  |                               |                                  |                              |                                  | 2                             | 0                                | 1                            | 0                                | 0                            | 1                                |                                  |                                    |                                  |        |
| <b>Inning Stats</b>  | R: 0<br>E: 0<br>K: 2<br>S: 10 | H: 0<br>LOB: 0<br>BB: 0<br>P: 15 | R: 0<br>E: 0<br>K: 1<br>S: 9 | H: 1<br>LOB: 0<br>BB: 0<br>P: 15 | R: 0<br>E: 0<br>K: 1<br>S: 10 | H: 1<br>LOB: 1<br>BB: 1<br>P: 19 | R: 0<br>E: 0<br>K: 0<br>S: 14 | H: 1<br>LOB: 1<br>BB: 0<br>P: 18 | R: 0<br>E: 0<br>K: 0<br>S: 8 | H: 1<br>LOB: 1<br>BB: 0<br>P: 12 | R: 0<br>E: 0<br>K: 1<br>S: 10 | H: 1<br>LOB: 2<br>BB: 1<br>P: 17 | R: 0<br>E: 0<br>K: 0<br>S: 8 | H: 1<br>LOB: 1<br>BB: 0<br>P: 13 | R: 1<br>E: 0<br>K: 1<br>S: 9 | H: 1<br>LOB: 0<br>BB: 0<br>P: 14 | 1B: 4<br>2B: 2<br>3B: 0<br>HR: 1 | SF: 0<br>SAC: 0<br>DP: 0<br>HBP: 0 | WP: 0<br>PB: 1<br>SB: 0<br>CS: 0 | PA: 37 |
| <b>PITCHER</b>   | IP                            | WLS                              | BF                           | H                                | R                             | ER                               | SO                            | BB                               | IBB                          | HBP                              | BLK                           | WP                               | HR                           | S                                | P                            | ERA                              | WHIP                             |                                    |                                  |        |
| <b>Corey Thurman, R</b><br>ERA: 0.73<br>(1, 1)                   | 6.0                           | W                                | 24                           | 4                                | 0                             | 0                                | 5                             | 2                                | 0                            | 0                                | 0                             | 0                                | 0                            | 61                               | 94                           | 0.00                             | 1.000                            |                                    |                                  |        |
| <b>Juan Acevedo, R</b><br>ERA: 6.75<br>(7, 1)                    | 1.1                           |                                  | 7                            | 2                                | 0                             | 0                                | 1                             | 1                                | 0                            | 0                                | 0                             | 0                                | 0                            | 13                               | 21                           | 0.00                             | 2.250                            |                                    |                                  |        |
| <b>Jason Kershner, L</b><br>ERA: 3.81<br>(8, 1)                  | 1.2                           |                                  | 6                            | 1                                | 1                             | 1                                | 1                             | 0                                | 0                            | 0                                | 0                             | 0                                | 1                            | 14                               | 23                           | 5.40                             | 0.600                            |                                    |                                  |        |

Toronto Blue Jays @ Anaheim Angels  
Edison International Field, Anaheim, CA  
Sat Aug 02 2003, 10:05 PM EDT  
Att: 43,087 - Sunny - 75 F

AB 34  
R 1  
H 7  
RBI 1  
BB 3  
SO 7  
LOB 13





| Batter  | 1                            | 2                                | 3                            | 4                                | 5                            | 6                                | 7                             | 8                                | 9                             | AB                               | R                             | H                                | RBI                           | BB                               | SO                           | LOB                             | TOP  |                                  |                                  |                                    |                                  |        |  |  |  |  |
|---|------------------------------|----------------------------------|------------------------------|----------------------------------|------------------------------|----------------------------------|-------------------------------|----------------------------------|-------------------------------|----------------------------------|-------------------------------|----------------------------------|-------------------------------|----------------------------------|------------------------------|---------------------------------|--|----------------------------------|----------------------------------|------------------------------------|----------------------------------|--------|--|--|--|--|
| <b>3 Reed Johnson, R</b><br>OBP: 0.365, SLG: 0.443    |                              |                                  |                              |                                  |                              |                                  |                               |                                  |                               | 4                                | 0                             | 3                                | 0                             | 1                                | 0                            | 0                               | <b>Toronto Blue Jays @ Anaheim Angels</b><br>Edison International Field, Anaheim, CA<br>Sun Aug 03 2003, 4:05 PM EDT<br>Att: 42,198 - Sunny - 80 F |                                  |                                  |                                    |                                  |        |  |  |  |  |
| <b>Mike Bordick, R</b><br>OBP: 0.332, SLG: 0.410      |                              |                                  |                              |                                  |                              |                                  |                               |                                  |                               | 5                                | 0                             | 2                                | 0                             | 0                                | 3                            | 3                               |  |                                  |                                  |                                    |                                  |        |  |  |  |  |
| <b>10 Vernon Wells, R</b><br>OBP: 0.348, SLG: 0.567   |                              |                                  |                              |                                  |                              |                                  |                               |                                  |                               | 5                                | 1                             | 1                                | 0                             | 0                                | 1                            | 4                               |  |                                  |                                  |                                    |                                  |        |  |  |  |  |
| <b>Carlos Delgado, L</b><br>OBP: 0.423, SLG: 0.609    |                              |                                  |                              |                                  |                              |                                  |                               |                                  |                               | 3                                | 1                             | 0                                | 0                             | 1                                | 1                            | 2                               |  |                                  |                                  |                                    |                                  |        |  |  |  |  |
| <b>Greg Myers, L</b><br>OBP: 0.412, SLG: 0.550        |                              |                                  |                              |                                  |                              |                                  |                               |                                  |                               | 3                                | 1                             | 2                                | 1                             | 0                                | 1                            | 0                               |  |                                  |                                  |                                    |                                  |        |  |  |  |  |
| <b>Tom Wilson, R</b><br>OBP: 0.335, SLG: 0.426        |                              |                                  |                              |                                  |                              |                                  |                               |                                  | 1                             | 0                                | 0                             | 0                                | 0                             | 0                                | 0                            | 0                               |  |                                  |                                  |                                    |                                  |        |  |  |  |  |
| <b>Bobby Kielty, S</b><br>OBP: 0.368, SLG: 0.417      |                              |                                  |                              |                                  |                              |                                  |                               |                                  |                               | 4                                | 1                             | 1                                | 1                             | 0                                | 3                            | 2                               |  |                                  |                                  |                                    |                                  |        |  |  |  |  |
| <b>Eric Hinske, L</b><br>OBP: 0.318, SLG: 0.418       |                              |                                  |                              |                                  |                              |                                  |                               |                                  |                               | 4                                | 0                             | 0                                | 0                             | 0                                | 2                            | 3                               |  |                                  |                                  |                                    |                                  |        |  |  |  |  |
| <b>Josh Phelps, R</b><br>OBP: 0.341, SLG: 0.427       |                              |                                  |                              |                                  |                              |                                  |                               |                                  |                               | 2                                | 0                             | 0                                | 0                             | 0                                | 1                            | 0                               |  |                                  |                                  |                                    |                                  |        |  |  |  |  |
| <b>Frank Catalanotto, L</b><br>OBP: 0.327, SLG: 0.436 |                              |                                  |                              |                                  |                              |                                  |                               |                                  |                               | 2                                | 0                             | 0                                | 0                             | 0                                | 1                            | 2                               |  |                                  |                                  |                                    |                                  |        |  |  |  |  |
| <b>Orlando Hudson, S</b><br>OBP: 0.339, SLG: 0.400    |                              |                                  |                              |                                  |                              |                                  |                               |                                  |                               | 4                                | 0                             | 1                                | 2                             | 0                                | 1                            | 0                               |  |                                  |                                  |                                    |                                  |        |  |  |  |  |
| <b>Inning Stats</b>                                   | R: 0<br>E: 0<br>K: 0<br>S: 8 | H: 2<br>LOB: 1<br>BB: 0<br>P: 13 | R: 0<br>E: 0<br>K: 3<br>S: 9 | H: 0<br>LOB: 0<br>BB: 0<br>P: 14 | R: 0<br>E: 0<br>K: 1<br>S: 9 | H: 1<br>LOB: 1<br>BB: 0<br>P: 13 | R: 1<br>E: 0<br>K: 2<br>S: 10 | H: 2<br>LOB: 1<br>BB: 0<br>P: 18 | R: 0<br>E: 0<br>K: 2<br>S: 12 | H: 2<br>LOB: 2<br>BB: 0<br>P: 18 | R: 3<br>E: 0<br>K: 2<br>S: 21 | H: 3<br>LOB: 2<br>BB: 2<br>P: 36 | R: 0<br>E: 1<br>K: 2<br>S: 14 | H: 0<br>LOB: 1<br>BB: 0<br>P: 21 | R: 0<br>E: 0<br>K: 0<br>S: 5 | H: 0<br>LOB: 0<br>BB: 0<br>P: 8 | R: 0<br>E: 0<br>K: 2<br>S: 10  | H: 0<br>LOB: 0<br>BB: 0<br>P: 14 | 1B: 8<br>2B: 2<br>3B: 0<br>HR: 0 | SF: 0<br>SAC: 0<br>DP: 1<br>HBP: 0 | WP: 0<br>PB: 0<br>SB: 1<br>CS: 0 | PA: 39 |  |  |  |  |
| <b>PITCHER</b>  | IP                           | WLS                              | BF                           | H                                | R                            | ER                               | SO                            | BB                               | IBB                           | HBP                              | BLK                           | WP                               | HR                            | S                                | P                            | ERA                             | WHIP   |                                  |                                  |                                    |                                  |        |  |  |  |  |
| <b>62 Scot Shields, R</b><br>ERA: 2.1                 | (1, 1)                       | 5.0                              | L                            | 24                               | 9                            | 4                                | 4                             | 8                                | 1                             | 0                                | 0                             | 0                                | 0                             | 0                                | 57                           | 91                              | 7.20   | 2.000                            |                                  |                                    |                                  |        |  |  |  |  |
| <b>Francisco Rodriguez, R</b><br>ERA: 3.0             | (6, 1)                       | 2.0                              |                              | 9                                | 1                            | 0                                | 0                             | 4                                | 1                             | 0                                | 0                             | 0                                | 0                             | 26                               | 42                           | 0.00                            | 1.000  |                                  |                                  |                                    |                                  |        |  |  |  |  |
| <b>Ben Weber, R</b><br>ERA: 2.95                      | (8, 1)                       | 2.0                              |                              | 6                                | 0                            | 0                                | 0                             | 2                                | 0                             | 0                                | 0                             | 0                                | 0                             | 15                               | 22                           | 0.00                            | 0.000  |                                  |                                  |                                    |                                  |        |  |  |  |  |

|     |    |
|-----|----|
| AB  | 37 |
| R   | 4  |
| H   | 10 |
| RBI | 4  |
| BB  | 2  |
| SO  | 14 |
| LOB | 16 |



| Batter   | 1                             | 2                                | 3                             | 4                                | 5                            | 6                                | 7                            | 8                                | 9                            | AB                              | R                            | H                               | RBI                          | BB                              | SO                            | LOB                              | BOTTOM   |                               |                                  |                                  |                                    |                                  |        |  |  |
|--|-------------------------------|----------------------------------|-------------------------------|----------------------------------|------------------------------|----------------------------------|------------------------------|----------------------------------|------------------------------|---------------------------------|------------------------------|---------------------------------|------------------------------|---------------------------------|-------------------------------|----------------------------------|--|-------------------------------|----------------------------------|----------------------------------|------------------------------------|----------------------------------|--------|--|--|
| <b>David Eckstein, R</b><br>OBP: 0.333, SLG: 0.329     |                               |                                  |                               |                                  |                              |                                  |                              |                                  |                              | 3                               | 0                            | 0                               | 0                            | 1                               | 0                             | 1                                | <b>Toronto Blue Jays @ Anaheim Angels</b><br>Edison International Field, Anaheim, CA<br>Sun Aug 03 2003, 4:05 PM EDT<br>Att: 42,198 - Sunny - 80 F |                               |                                  |                                  |                                    |                                  |        |  |  |
| <b>Jeff DaVanon, S</b><br>OBP: 0.359, SLG: 0.498       |                               |                                  |                               |                                  |                              |                                  |                              |                                  |                              | 3                               | 0                            | 0                               | 0                            | 1                               | 0                             | 1                                |  |                               |                                  |                                  |                                    |                                  |        |  |  |
| <b>Tim Salmon, R</b><br>OBP: 0.367, SLG: 0.463         |                               |                                  |                               |                                  |                              |                                  |                              |                                  |                              | 3                               | 0                            | 0                               | 0                            | 1                               | 1                             | 3                                |  |                               |                                  |                                  |                                    |                                  |        |  |  |
| <b>16 Garret Anderson, L</b><br>OBP: 0.344, SLG: 0.579 |                               |                                  |                               |                                  |                              |                                  |                              |                                  |                              | 4                               | 0                            | 0                               | 0                            | 0                               | 1                             | 2                                |  |                               |                                  |                                  |                                    |                                  |        |  |  |
| <b>Scott Spiezio, S</b><br>OBP: 0.319, SLG: 0.428      |                               |                                  |                               |                                  |                              |                                  |                              |                                  |                              | 4                               | 0                            | 2                               | 0                            | 0                               | 0                             | 0                                |  |                               |                                  |                                  |                                    |                                  |        |  |  |
| <b>Bengie Molina, R</b><br>OBP: 0.309, SLG: 0.444      |                               |                                  |                               |                                  |                              |                                  |                              |                                  |                              | 4                               | 0                            | 2                               | 0                            | 0                               | 2                             | 1                                |  |                               |                                  |                                  |                                    |                                  |        |  |  |
| <b>Adam Kennedy, L</b><br>OBP: 0.329, SLG: 0.385       |                               |                                  |                               |                                  |                              |                                  |                              |                                  |                              | 4                               | 0                            | 0                               | 0                            | 0                               | 0                             | 4                                |  |                               |                                  |                                  |                                    |                                  |        |  |  |
| <b>39 Robb Quinlan, R</b><br>OBP: 0.474, SLG: 0.500    |                               |                                  |                               |                                  |                              |                                  |                              |                                  |                              | 3                               | 0                            | 2                               | 0                            | 1                               | 1                             | 2                                |  |                               |                                  |                                  |                                    |                                  |        |  |  |
| <b>Alfredo Amezaga, S</b><br>OBP: 0.355, SLG: 0.435    |                               |                                  |                               |                                  |                              |                                  |                              |                                  |                              | 3                               | 0                            | 0                               | 0                            | 0                               | 0                             | 4                                |  |                               |                                  |                                  |                                    |                                  |        |  |  |
| <b>Inning Stats</b>                                    | R: 0<br>E: 0<br>K: 1<br>S: 11 | H: 0<br>LOB: 1<br>BB: 1<br>P: 19 | R: 0<br>E: 0<br>K: 1<br>S: 11 | H: 1<br>LOB: 2<br>BB: 1<br>P: 19 | R: 0<br>E: 0<br>K: 0<br>S: 7 | H: 0<br>LOB: 0<br>BB: 1<br>P: 12 | R: 0<br>E: 0<br>K: 1<br>S: 6 | H: 0<br>LOB: 0<br>BB: 0<br>P: 11 | R: 0<br>E: 0<br>K: 0<br>S: 5 | H: 1<br>LOB: 0<br>BB: 0<br>P: 8 | R: 0<br>E: 0<br>K: 0<br>S: 6 | H: 0<br>LOB: 0<br>BB: 0<br>P: 8 | R: 0<br>E: 0<br>K: 0<br>S: 5 | H: 1<br>LOB: 0<br>BB: 0<br>P: 9 | R: 0<br>E: 0<br>K: 1<br>S: 12 | H: 1<br>LOB: 2<br>BB: 1<br>P: 21 |  | R: 0<br>E: 0<br>K: 1<br>S: 13 | H: 2<br>LOB: 2<br>BB: 0<br>P: 18 | 1B: 6<br>2B: 1<br>3B: 0<br>HR: 0 | SF: 0<br>SAC: 0<br>DP: 2<br>HBP: 0 | WP: 0<br>PB: 0<br>SB: 2<br>CS: 0 | PA: 35 |  |  |
| <b>PITCHER</b>   | IP                            | WLS                              | BF                            | H                                | R                            | ER                               | SO                           | BB                               | IBB                          | HBP                             | BLK                          | WP                              | HR                           | S                               | P                             | ERA                              | WHIP   |                               |                                  |                                  |                                    |                                  |        |  |  |
| <b>Kelvin Escobar, R</b><br>ERA: 4.03                  | (1, 1)                        | 8.1                              | W                             | 33                               | 6                            | 0                                | 0                            | 0                                | 0                            | 0                               | 0                            | 0                               | 0                            | 69                              | 115                           | 0.00                             | 1.200  |                               |                                  |                                  |                                    |                                  |        |  |  |
| <b>Trevor Miller, L</b><br>ERA: 4.35                   | (9, 1)                        | 0.1                              | H                             | 1                                | 0                            | 0                                | 0                            | 0                                | 0                            | 0                               | 0                            | 0                               | 0                            | 3                               | 5                             | 0.00                             | 0.000  |                               |                                  |                                  |                                    |                                  |        |  |  |
| <b>Cliff Politte, R</b><br>ERA: 5.89                   | (9, 1)                        | 0.1                              | S                             | 1                                | 0                            | 0                                | 0                            | 1                                | 0                            | 0                               | 0                            | 0                               | 0                            | 4                               | 5                             | 0.00                             | 0.000  |                               |                                  |                                  |                                    |                                  |        |  |  |

|     |    |
|-----|----|
| AB  | 31 |
| R   | 0  |
| H   | 6  |
| RBI | 0  |
| BB  | 4  |
| SO  | 5  |
| LOB | 18 |





| Batter   | 1                                     | 2                                     | 3                                     | 4                                     | 5                                     | 6                                     | 7                                     | 8                                     | 9                                     | AB                                    | R                                     | H                                     | RBI                                   | BB                                    | SO                                    | LOB                                   | TOP  |                                    |                                  |               |               |               |               |               |               |               |               |               |
|--|---------------------------------------|---------------------------------------|---------------------------------------|---------------------------------------|---------------------------------------|---------------------------------------|---------------------------------------|---------------------------------------|---------------------------------------|---------------------------------------|---------------------------------------|---------------------------------------|---------------------------------------|---------------------------------------|---------------------------------------|---------------------------------------|--|------------------------------------|----------------------------------|---------------|---------------|---------------|---------------|---------------|---------------|---------------|---------------|---------------|
| David Eckstein, R<br>OBP: 0.331, SLG: 0.328<br>(1, 6)  | G3                                    |                                       | 1B<br>16<br>FC3-6<br>HBP              | SF9                                   |                                       | K                                     |                                       | G5-3                                  |                                       | 4                                     | 1                                     | 1                                     | 1                                     | 0                                     | 1                                     | 3                                     | <b>Anaheim Angels @ Boston Red Sox</b><br>Fenway Park, Boston, MA<br>Tue Aug 05 2003, 7:05 PM EDT<br>Att: 34,678 - Cloudy - 78 F |                                    |                                  |               |               |               |               |               |               |               |               |               |
| Darin Erstad, L<br>OBP: 0.310, SLG: 0.339<br>(1, 8)  | P6                                    |                                       | 1B<br>16<br>FC3-6<br>HBP              | L6                                    |                                       | 1B                                    |                                       | G4-3                                  |                                       | 4                                     | 1                                     | 1                                     | 1                                     | 0                                     | 0                                     | 2                                     |  |                                    |                                  |               |               |               |               |               |               |               |               |               |
| Tim Salmon, R<br>OBP: 0.370, SLG: 0.464<br>(1, 10)   | BB                                    |                                       | 1B<br>16<br>FC3-6                     |                                       |                                       | K                                     |                                       |                                       |                                       | 4                                     | 0                                     | 2                                     | 1                                     | 1                                     | 2                                     | 0                                     |  |                                    |                                  |               |               |               |               |               |               |               |               |               |
| 16 Garret Anderson, L<br>OBP: 0.343, SLG: 0.581<br>(1, 7)  | K                                     |                                       | 1B<br>16<br>FC3-6<br>SF7              |                                       |                                       | K                                     |                                       |                                       |                                       | 5                                     | 2                                     | 1                                     | 2                                     | 0                                     | 2                                     | 5                                     |  |                                    |                                  |               |               |               |               |               |               |               |               |               |
| Scott Spiezio, S<br>OBP: 0.320, SLG: 0.436<br>(8, 3)   |                                       |                                       | 1B                                    |                                       |                                       | F8                                    |                                       |                                       |                                       | 5                                     | 1                                     | 2                                     | 2                                     | 0                                     | 0                                     | 0                                     |  |                                    |                                  |               |               |               |               |               |               |               |               |               |
| Jeff DaVanon, S<br>OBP: 0.353, SLG: 0.490<br>(1, 9)  |                                       |                                       | 1B                                    |                                       |                                       | F7                                    |                                       |                                       |                                       | 3                                     | 0                                     | 0                                     | 1                                     | 0                                     | 1                                     | 0                                     |  |                                    |                                  |               |               |               |               |               |               |               |               |               |
| Adam Kennedy, L<br>OBP: 0.331, SLG: 0.397<br>(1, 4)  |                                       |                                       | K                                     |                                       |                                       |                                       |                                       |                                       |                                       | 4                                     | 2                                     | 2                                     | 1                                     | 0                                     | 1                                     | 1                                     |  |                                    |                                  |               |               |               |               |               |               |               |               |               |
| Bengie Molina, R<br>OBP: 0.305, SLG: 0.439<br>(1, 2)   | G5-3                                  |                                       |                                       |                                       |                                       | F8                                    |                                       |                                       |                                       | 4                                     | 0                                     | 0                                     | 0                                     | 0                                     | 1                                     | 1                                     |  |                                    |                                  |               |               |               |               |               |               |               |               |               |
| 39 Robb Quinlan, R<br>OBP: 0.522, SLG: 0.571<br>Alfredo Amezaga, S<br>(8, PR)<br>(8, 5)  | K                                     |                                       | WP<br>SF9                             |                                       |                                       | 1B<br>BB                              |                                       | G5-3                                  |                                       | 3                                     | 2                                     | 2                                     | 0                                     | 1                                     | 1                                     | 0                                     |  |                                    |                                  |               |               |               |               |               |               |               |               |               |
| <b>Inning Stats</b>  | R: 0<br>E: 0<br>K: 1<br>S: 9          | H: 0<br>LOB: 1<br>BB: 1<br>P: 17      | R: 2<br>E: 0<br>K: 1<br>S: 16         | H: 2<br>LOB: 0<br>BB: 0<br>P: 25      | R: 3<br>E: 0<br>K: 1<br>S: 22         | H: 3<br>LOB: 1<br>BB: 0<br>P: 34      | R: 1<br>E: 0<br>K: 0<br>S: 5          | H: 1<br>LOB: 0<br>BB: 0<br>P: 9       | R: 1<br>E: 0<br>K: 1<br>S: 10         | H: 1<br>LOB: 0<br>BB: 0<br>P: 18      | R: 2<br>E: 0<br>K: 2<br>S: 21         | H: 3<br>LOB: 2<br>BB: 1<br>P: 31      | R: 0<br>E: 0<br>K: 1<br>S: 12         | H: 1<br>LOB: 2<br>BB: 0<br>P: 17      | R: 0<br>E: 0<br>K: 1<br>S: 7          | H: 0<br>LOB: 0<br>BB: 0<br>P: 8       | 1B: 7<br>2B: 1<br>3B: 0<br>HR: 3   | SF: 2<br>SAC: 0<br>DP: 0<br>HBP: 1 | WP: 1<br>PB: 0<br>SB: 1<br>CS: 0 | PA: 41        |               |               |               |               |               |               |               |               |
| <b>PITCHER</b>   | IP<br>WLS<br>BF<br>H<br>R<br>ER<br>SO | IP<br>WLS<br>BF<br>H<br>R<br>ER<br>SO | IP<br>WLS<br>BF<br>H<br>R<br>ER<br>SO | IP<br>WLS<br>BF<br>H<br>R<br>ER<br>SO | IP<br>WLS<br>BF<br>H<br>R<br>ER<br>SO | IP<br>WLS<br>BF<br>H<br>R<br>ER<br>SO | IP<br>WLS<br>BF<br>H<br>R<br>ER<br>SO | IP<br>WLS<br>BF<br>H<br>R<br>ER<br>SO | IP<br>WLS<br>BF<br>H<br>R<br>ER<br>SO | IP<br>WLS<br>BF<br>H<br>R<br>ER<br>SO | IP<br>WLS<br>BF<br>H<br>R<br>ER<br>SO | IP<br>WLS<br>BF<br>H<br>R<br>ER<br>SO | IP<br>WLS<br>BF<br>H<br>R<br>ER<br>SO | IP<br>WLS<br>BF<br>H<br>R<br>ER<br>SO | IP<br>WLS<br>BF<br>H<br>R<br>ER<br>SO | IP<br>WLS<br>BF<br>H<br>R<br>ER<br>SO | ERA<br>WHIP  | ERA<br>WHIP                        |                                  |               |               |               |               |               |               |               |               |               |
| Jeff Suppan, R<br>ERA: 3.88<br>Todd Jones, R<br>ERA: 8.22<br>Scott Sauerbeck, L<br>ERA: 3.77<br>50 Mike Timlin, R<br>ERA: 3.54<br>Scott Williamson, R<br>ERA: 3.92 | 5.0<br>0<br>24<br>7<br>7<br>7<br>4    | 0.2<br>H<br>4<br>1<br>2<br>2<br>1     | 0.1<br>B<br>3<br>2<br>0<br>0<br>1     | 1.1<br>W<br>5<br>1<br>0<br>0<br>2     | 0.2<br>H<br>2<br>0<br>0<br>0<br>0     | 1.0<br>S<br>3<br>0<br>0<br>0<br>1     | 0.0<br>S<br>3<br>0<br>0<br>0<br>0     | 1.0<br>S<br>3<br>0<br>0<br>0<br>1     | 0.0<br>S<br>3<br>0<br>0<br>0<br>1     | 0.0<br>S<br>3<br>0<br>0<br>0<br>1     | 0.0<br>S<br>3<br>0<br>0<br>0<br>1     | 0.0<br>S<br>3<br>0<br>0<br>0<br>1     | 0.0<br>S<br>3<br>0<br>0<br>0<br>1     | 0.0<br>S<br>3<br>0<br>0<br>0<br>1     | 0.0<br>S<br>3<br>0<br>0<br>0<br>1     | 0.0<br>S<br>3<br>0<br>0<br>0<br>1     | 12.60<br>1.600   | 27.00<br>3.000                     | 0.00<br>6.000                    | 0.00<br>0.750 | 0.00<br>0.000 | 0.00<br>0.000 | 0.00<br>0.000 | 0.00<br>0.000 | 0.00<br>0.000 | 0.00<br>0.000 | 0.00<br>0.000 | 0.00<br>0.000 |

| Batter  | 1                                     | 2                                     | 3                                     | 4                                     | 5                                     | 6                                     | 7                                     | 8                                     | 9                                     | AB                                    | R                                     | H                                     | RBI                                   | BB                                    | SO                                    | LOB                                   | BOTTOM   |                                    |                                  |               |               |               |               |               |               |               |               |
|---|---------------------------------------|---------------------------------------|---------------------------------------|---------------------------------------|---------------------------------------|---------------------------------------|---------------------------------------|---------------------------------------|---------------------------------------|---------------------------------------|---------------------------------------|---------------------------------------|---------------------------------------|---------------------------------------|---------------------------------------|---------------------------------------|--|------------------------------------|----------------------------------|---------------|---------------|---------------|---------------|---------------|---------------|---------------|---------------|
| 18 Johnny Damon, L<br>OBP: 0.339, SLG: 0.433<br>(1, 8)  | G3                                    |                                       | 1B<br>HR                              | G5-3                                  |                                       | F7                                    |                                       | G6-3                                  |                                       | 4                                     | 1                                     | 0                                     | 0                                     | 1                                     | 0                                     | 1                                     | <b>Anaheim Angels @ Boston Red Sox</b><br>Fenway Park, Boston, MA<br>Tue Aug 05 2003, 7:05 PM EDT<br>Att: 34,678 - Cloudy - 78 F |                                    |                                  |               |               |               |               |               |               |               |               |
| Bill Mueller, S<br>OBP: 0.402, SLG: 0.580<br>(1, 5)   | G3                                    |                                       | 1B<br>HR                              | G4-3                                  |                                       | WP<br>BB                              |                                       | G4-3                                  |                                       | 4                                     | 1                                     | 1                                     | 0                                     | 1                                     | 0                                     | 1                                     |  |                                    |                                  |               |               |               |               |               |               |               |               |
| Nomar Garciaparra, R<br>OBP: 0.360, SLG: 0.599<br>(1, 6)  | G5-3                                  |                                       | 1B<br>HR                              |                                       |                                       | 1B                                    |                                       | K                                     |                                       | 5                                     | 2                                     | 2                                     | 3                                     | 0                                     | 1                                     | 1                                     |  |                                    |                                  |               |               |               |               |               |               |               |               |
| Manny Ramirez, R<br>OBP: 0.422, SLG: 0.576<br>(1, 7)  |                                       |                                       | 1B<br>HR                              |                                       |                                       | 1B                                    |                                       |                                       |                                       | 2                                     | 3                                     | 1                                     | 1                                     | 2                                     | 0                                     | 0                                     |  |                                    |                                  |               |               |               |               |               |               |               |               |
| 34 David Ortiz, L<br>OBP: 0.369, SLG: 0.563<br>(1, 10)  | G3                                    |                                       | 1B<br>HR                              |                                       |                                       | 1B                                    |                                       | G4-3                                  |                                       | 4                                     | 1                                     | 2                                     | 1                                     | 0                                     | 0                                     | 1                                     |  |                                    |                                  |               |               |               |               |               |               |               |               |
| Kevin Millar, R<br>OBP: 0.353, SLG: 0.505<br>Dave McCarty, R<br>OBP: 0.286, SLG: 0.346<br>(9, 3)                                      | F7                                    |                                       | 1B<br>HR                              |                                       |                                       | 2B                                    |                                       | K                                     |                                       | 4                                     | 1                                     | 1                                     | 3                                     | 0                                     | 2                                     | 2                                     |  |                                    |                                  |               |               |               |               |               |               |               |               |
| Trot Nixon, L<br>OBP: 0.408, SLG: 0.595<br>(1, 9)   |                                       |                                       | 2B                                    |                                       |                                       | K                                     |                                       | 1B                                    |                                       | 4                                     | 1                                     | 2                                     | 1                                     | 0                                     | 1                                     | 1                                     |  |                                    |                                  |               |               |               |               |               |               |               |               |
| Todd Walker, L<br>OBP: 0.325, SLG: 0.413<br>Damian Jackson, R<br>OBP: 0.269, SLG: 0.289<br>(8, 4)                                     | G4-3                                  |                                       | 1B                                    |                                       |                                       | F7                                    |                                       | 1B                                    |                                       | 4                                     | 0                                     | 1                                     | 1                                     | 0                                     | 0                                     | 1                                     |  |                                    |                                  |               |               |               |               |               |               |               |               |
| Jason Varitek, S<br>OBP: 0.353, SLG: 0.553<br>(1, 2)  | K2-3                                  |                                       | 2B                                    |                                       |                                       | K                                     |                                       | G1-3                                  |                                       | 4                                     | 0                                     | 1                                     | 0                                     | 0                                     | 2                                     | 2                                     |  |                                    |                                  |               |               |               |               |               |               |               |               |
| <b>Inning Stats</b>   | R: 0<br>E: 0<br>K: 0<br>S: 6          | H: 0<br>LOB: 0<br>BB: 0<br>P: 9       | R: 0<br>E: 0<br>K: 0<br>S: 4          | H: 0<br>LOB: 0<br>BB: 0<br>P: 8       | R: 7<br>E: 0<br>K: 1<br>S: 23         | H: 5<br>LOB: 2<br>BB: 2<br>P: 43      | R: 0<br>E: 0<br>K: 0<br>S: 9          | H: 1<br>LOB: 1<br>BB: 0<br>P: 13      | R: 2<br>E: 0<br>K: 2<br>S: 17         | H: 3<br>LOB: 1<br>BB: 0<br>P: 27      | R: 0<br>E: 0<br>K: 1<br>S: 8          | H: 0<br>LOB: 1<br>BB: 1<br>P: 15      | R: 1<br>E: 0<br>K: 1<br>S: 15         | H: 2<br>LOB: 2<br>BB: 1<br>P: 26      | R: 0<br>E: 0<br>K: 1<br>S: 6          | H: 0<br>LOB: 0<br>BB: 0<br>P: 7       | 1B: 5<br>2B: 4<br>3B: 0<br>HR: 2   | SF: 0<br>SAC: 0<br>DP: 0<br>HBP: 0 | WP: 3<br>PB: 0<br>SB: 1<br>CS: 0 | PA: 39        |               |               |               |               |               |               |               |
| <b>PITCHER</b>  | IP<br>WLS<br>BF<br>H<br>R<br>ER<br>SO | IP<br>WLS<br>BF<br>H<br>R<br>ER<br>SO | IP<br>WLS<br>BF<br>H<br>R<br>ER<br>SO | IP<br>WLS<br>BF<br>H<br>R<br>ER<br>SO | IP<br>WLS<br>BF<br>H<br>R<br>ER<br>SO | IP<br>WLS<br>BF<br>H<br>R<br>ER<br>SO | IP<br>WLS<br>BF<br>H<br>R<br>ER<br>SO | IP<br>WLS<br>BF<br>H<br>R<br>ER<br>SO | IP<br>WLS<br>BF<br>H<br>R<br>ER<br>SO | IP<br>WLS<br>BF<br>H<br>R<br>ER<br>SO | IP<br>WLS<br>BF<br>H<br>R<br>ER<br>SO | IP<br>WLS<br>BF<br>H<br>R<br>ER<br>SO | IP<br>WLS<br>BF<br>H<br>R<br>ER<br>SO | IP<br>WLS<br>BF<br>H<br>R<br>ER<br>SO | IP<br>WLS<br>BF<br>H<br>R<br>ER<br>SO | IP<br>WLS<br>BF<br>H<br>R<br>ER<br>SO | ERA<br>WHIP  | ERA<br>WHIP                        |                                  |               |               |               |               |               |               |               |               |
| 41 John Lackey, R<br>ERA: 5.8<br>Greg Jones, R<br>ERA: 5.8<br>Brendan Donnelly, R<br>ERA: 0.62<br>Francisco Rodriguez, R<br>ERA: 2.95 | 4.0<br>23<br>7<br>0<br>0<br>0<br>3    | 2.0<br>L<br>6<br>2<br>1<br>1<br>1     | 1.0<br>L<br>6<br>2<br>1<br>1<br>1     | 1.0<br>L<br>6<br>2<br>1<br>1<br>1     | 1.0<br>L<br>6<br>2<br>1<br>1<br>1     | 1.0<br>L<br>6<br>2<br>1<br>1<br>1     | 1.0<br>L<br>6<br>2<br>1<br>1<br>1     | 1.0<br>L<br>6<br>2<br>1<br>1<br>1     | 1.0<br>L<br>6<br>2<br>1<br>1<br>1     | 1.0<br>L<br>6<br>2<br>1<br>1<br>1     | 1.0<br>L<br>6<br>2<br>1<br>1<br>1     | 1.0<br>L<br>6<br>2<br>1<br>1<br>1     | 1.0<br>L<br>6<br>2<br>1<br>1<br>1     | 1.0<br>L<br>6<br>2<br>1<br>1<br>1     | 1.0<br>L<br>6<br>2<br>1<br>1<br>1     | 1.0<br>L<br>6<br>2<br>1<br>1<br>1     | 0.00<br>0.500  | 9.00<br>3.000                      | 0.00<br>0.000                    | 0.00<br>0.000 | 0.00<br>0.000 | 0.00<br>0.000 | 0.00<br>0.000 | 0.00<br>0.000 | 0.00<br>0.000 | 0.00<br>0.000 | 0.00<br>0.000 |

|     |    |
|-----|----|
| AB  | 36 |
| R   | 9  |
| H   | 11 |
| RBI | 9  |
| BB  | 2  |
| SO  | 9  |
| LOB | 12 |

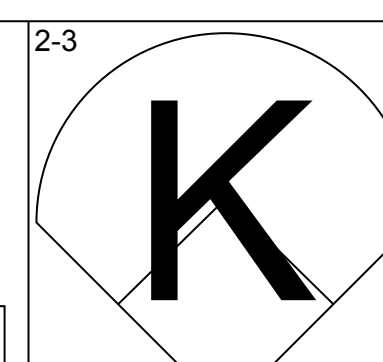
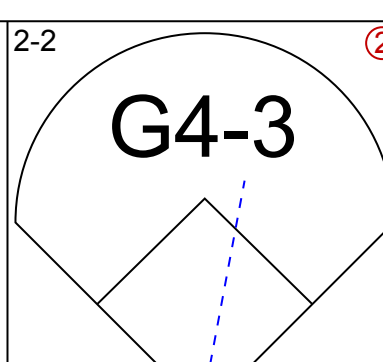
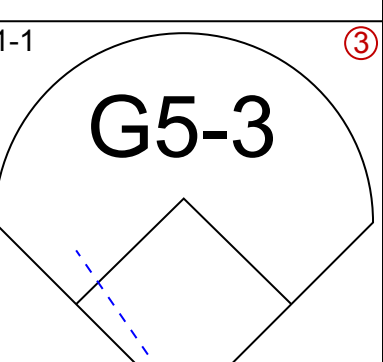
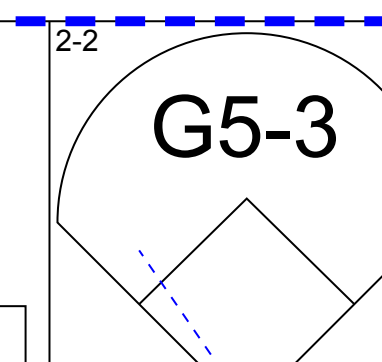
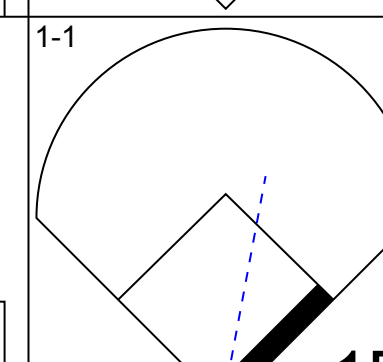
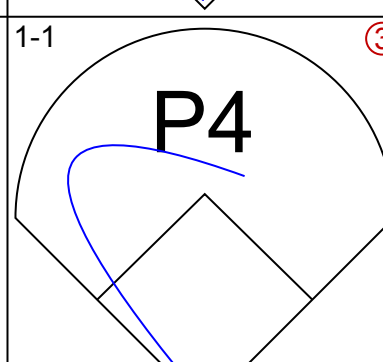
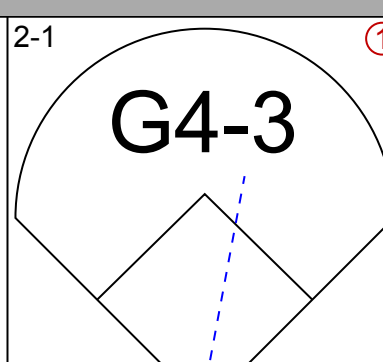
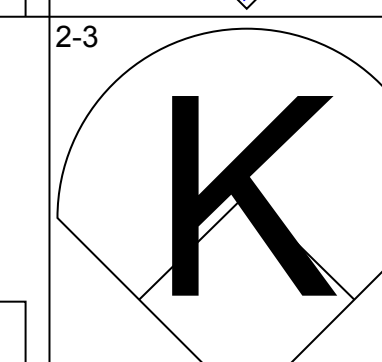
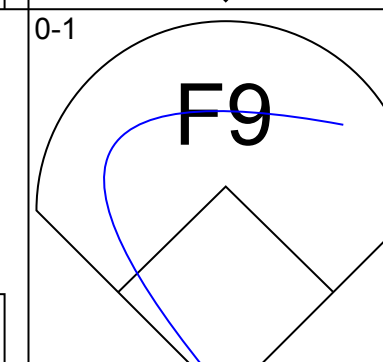
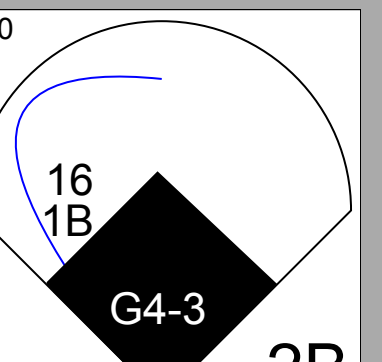
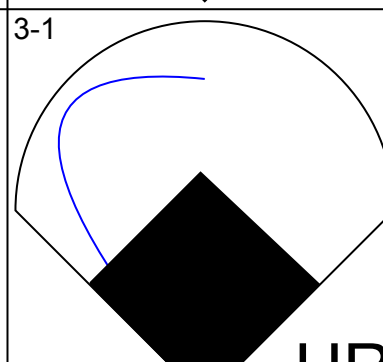
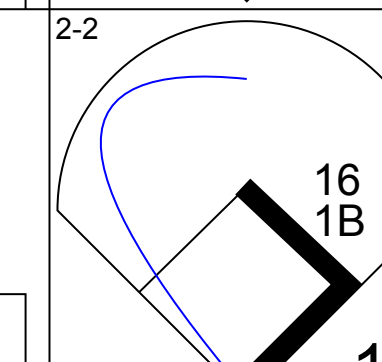
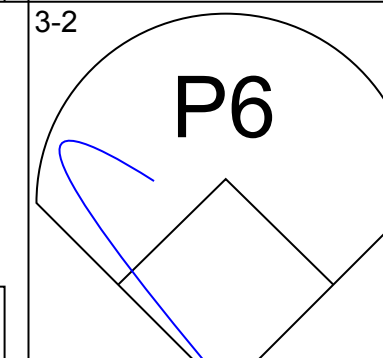
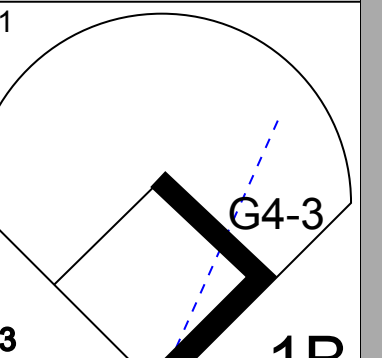
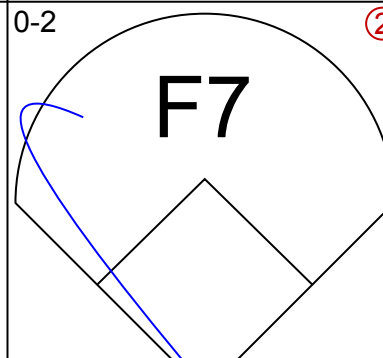
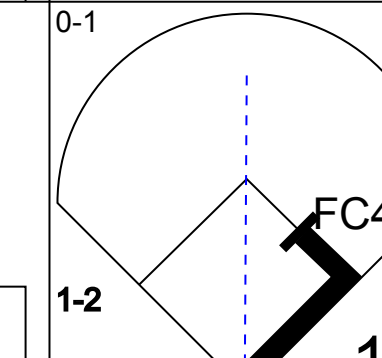
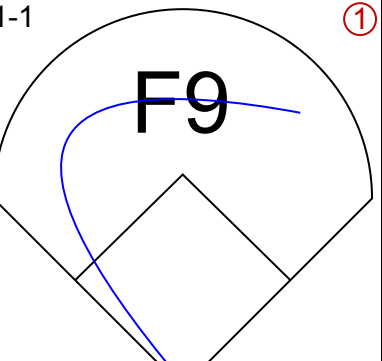
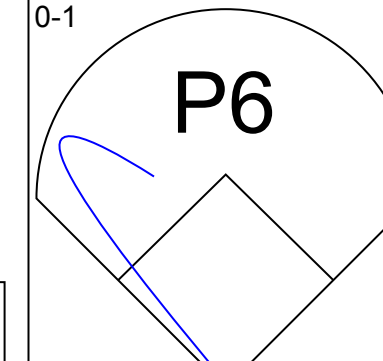
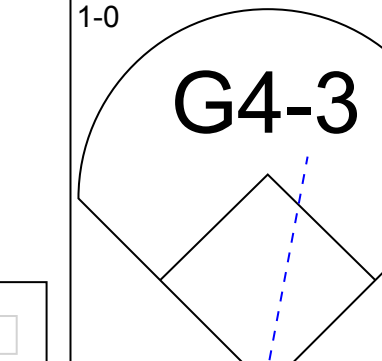
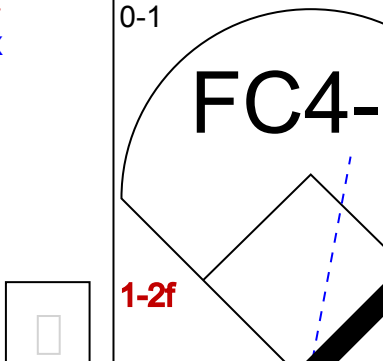

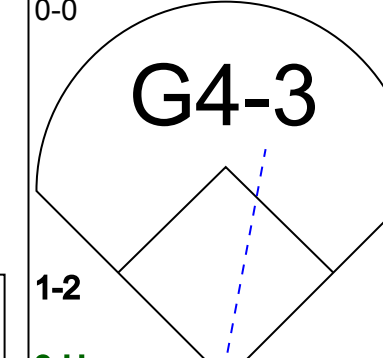
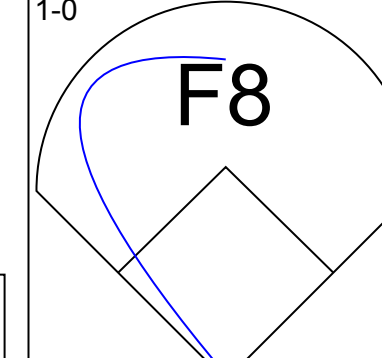
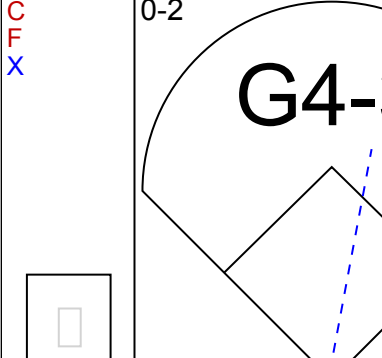

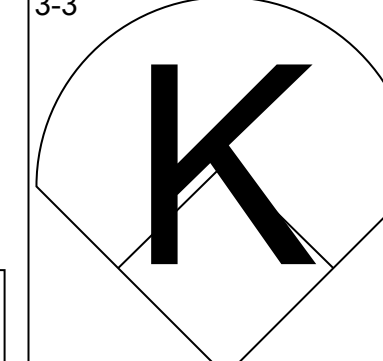
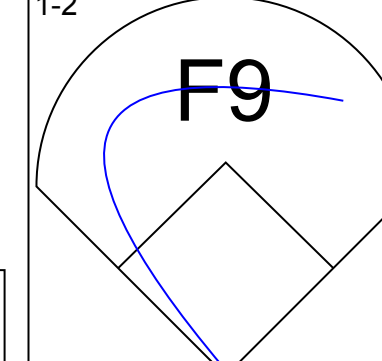
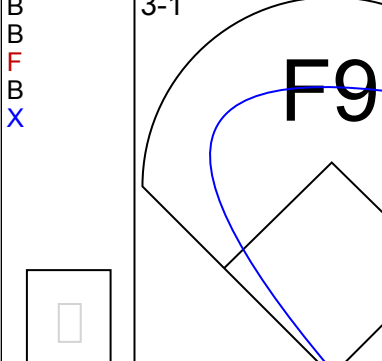
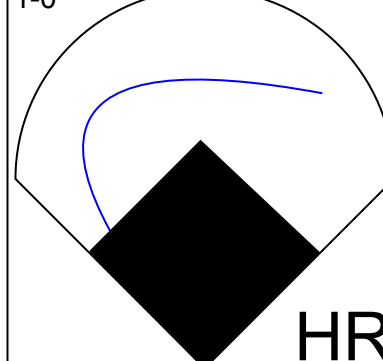
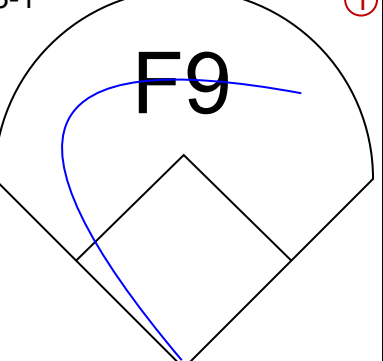
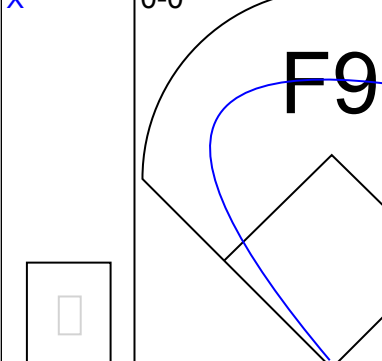
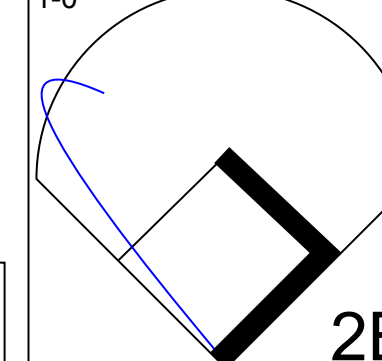
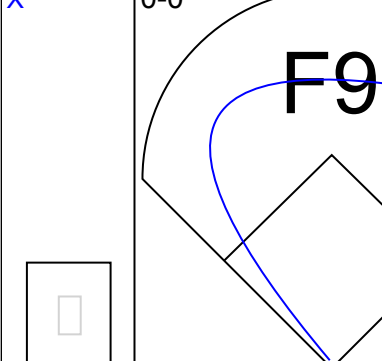
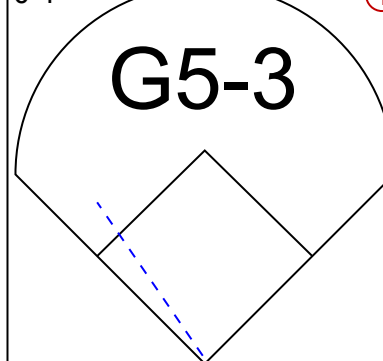
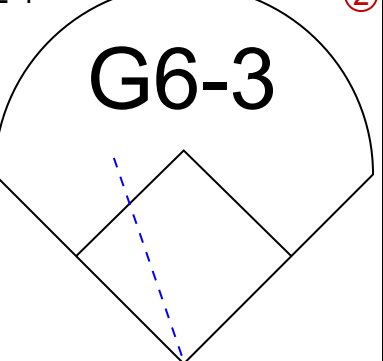
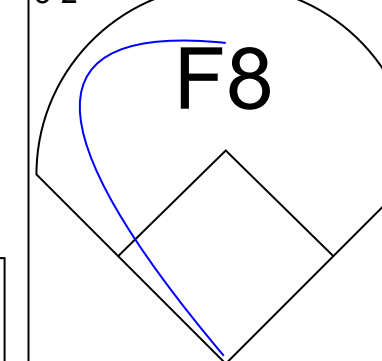


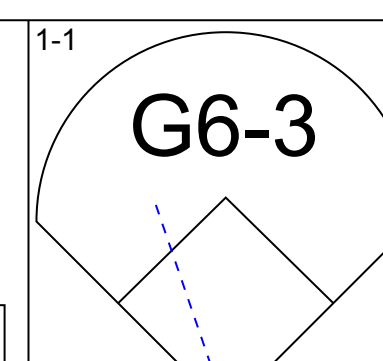
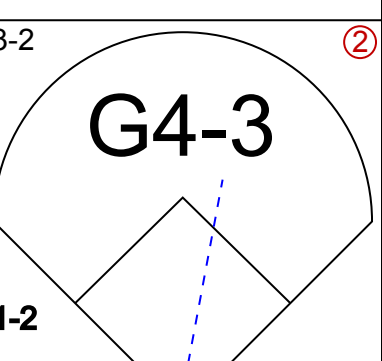
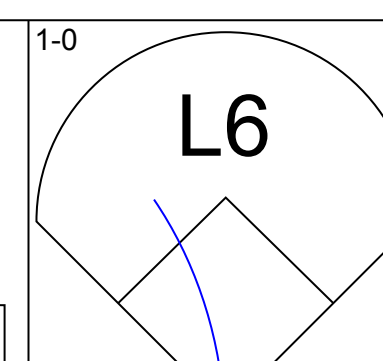
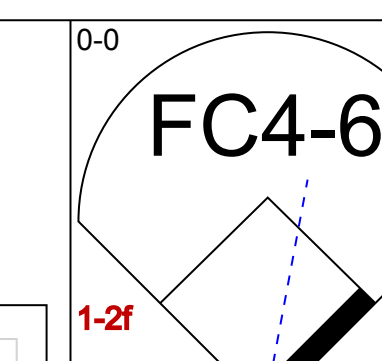
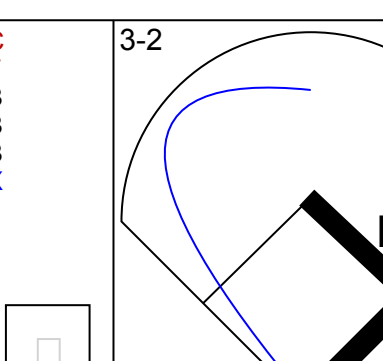
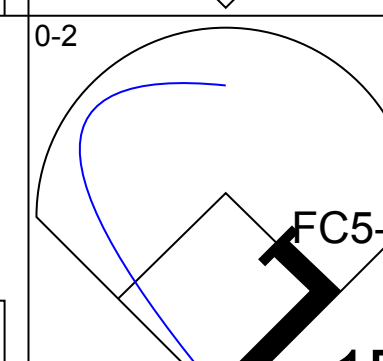
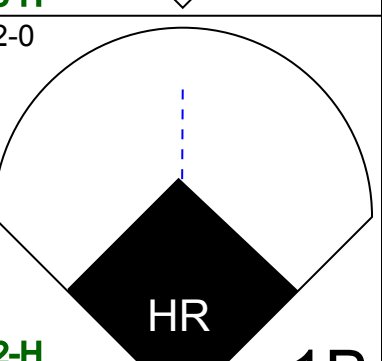
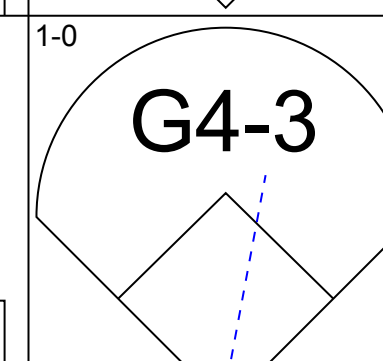
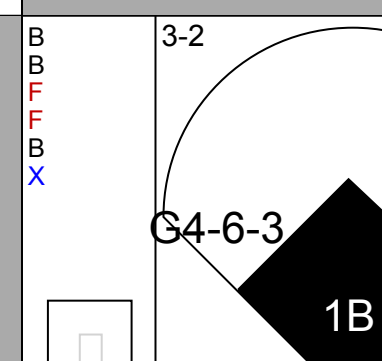
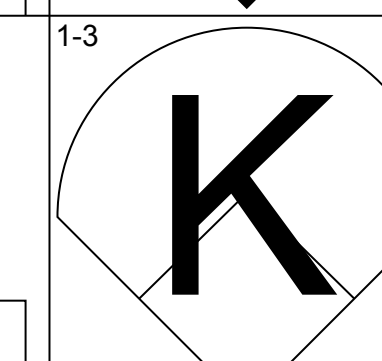
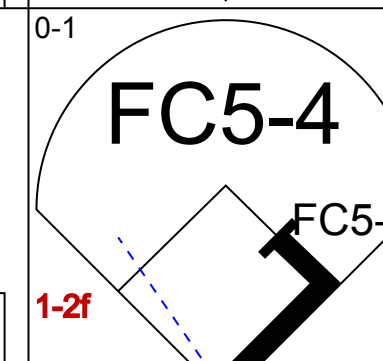
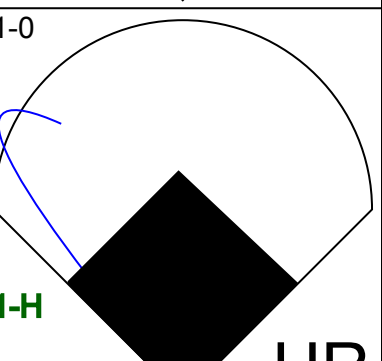
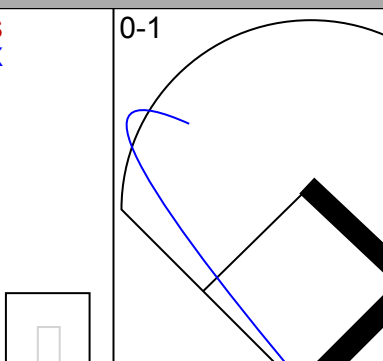
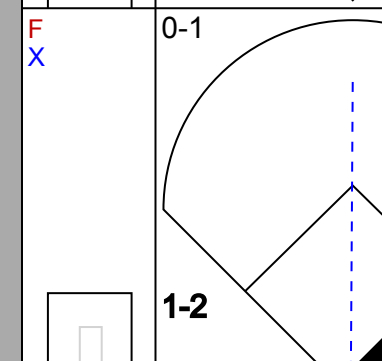
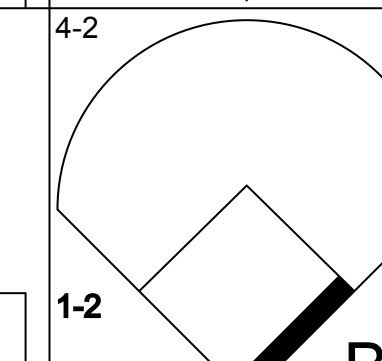
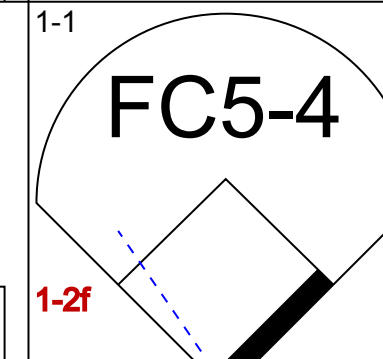
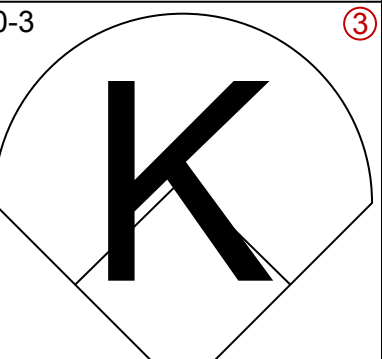
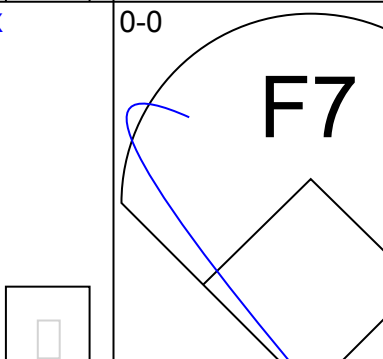
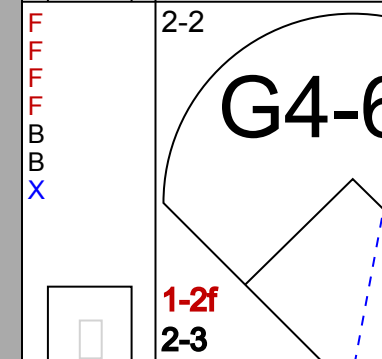
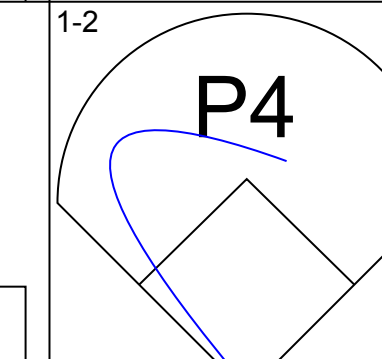

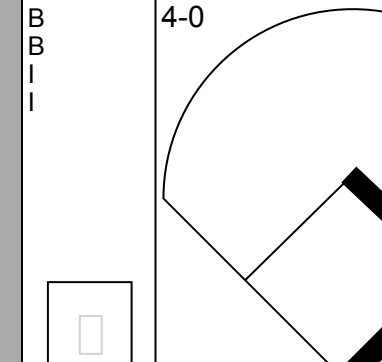
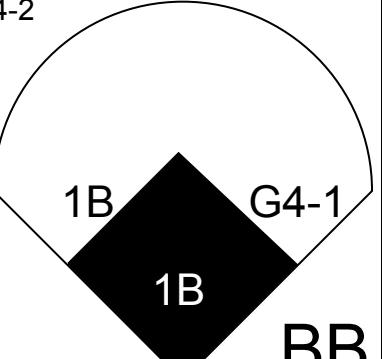
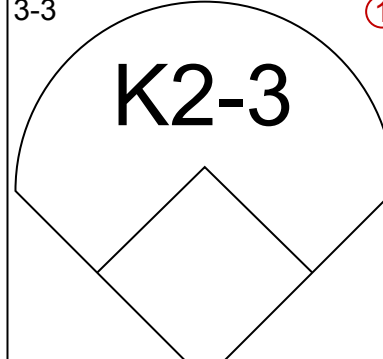
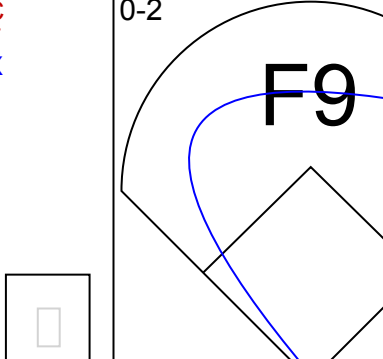
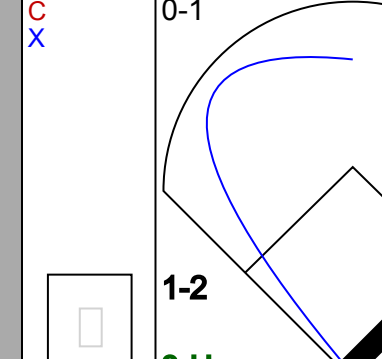
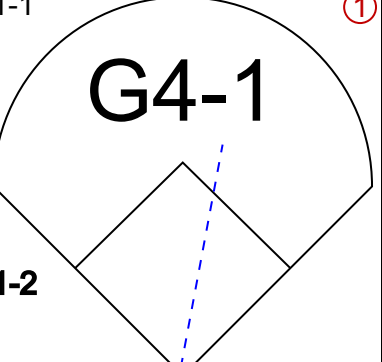
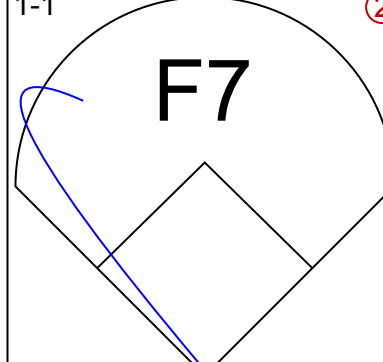

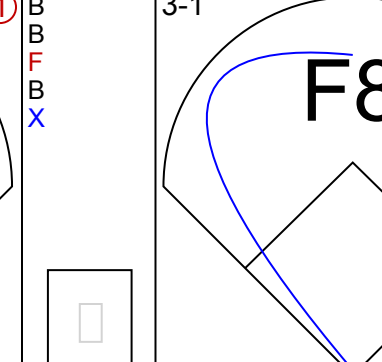
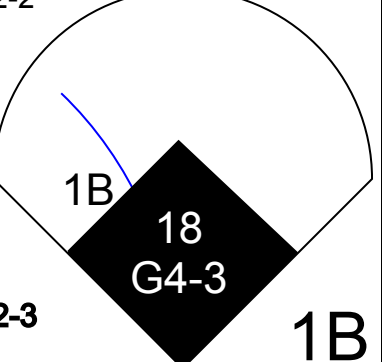
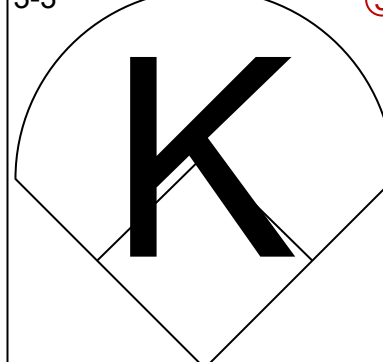
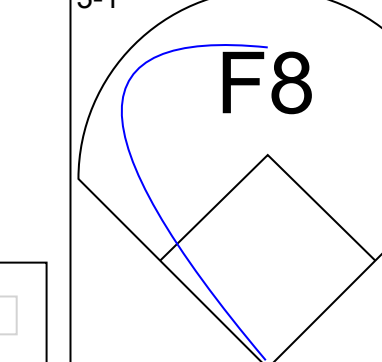

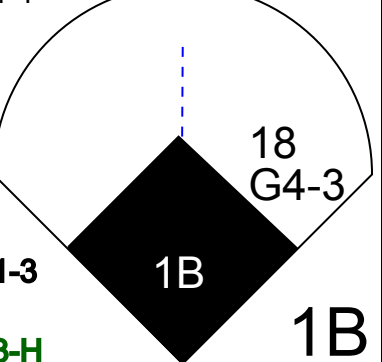

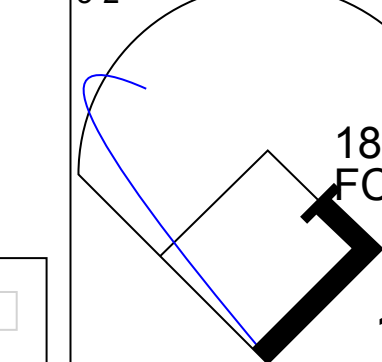
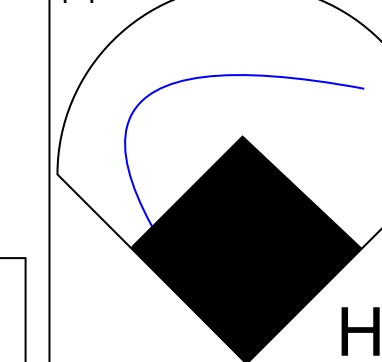
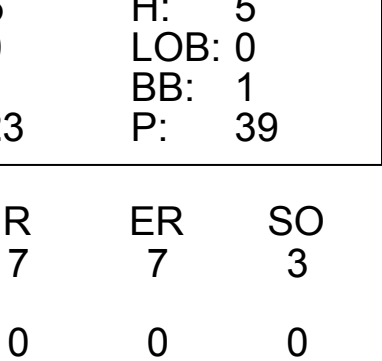
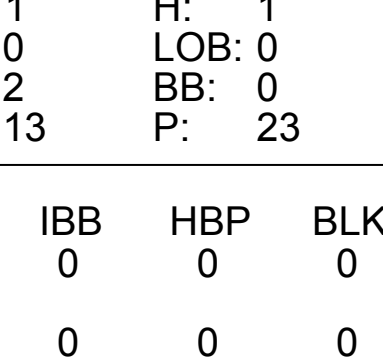
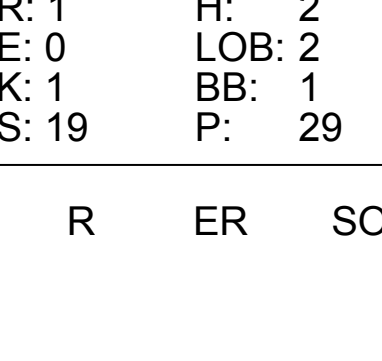






| Batter  | 1   | 2                                | 3                            | 4                                | 5                             | 6                                | 7                             | 8                                | 9                            | AB                               | R                            | H                                | RBI                           | BB                               | SO                            | LOB                              | TOP   |                                  |                                  |                                    |                                  |        |
|---|---|----------------------------------|------------------------------|----------------------------------|-------------------------------|----------------------------------|-------------------------------|----------------------------------|------------------------------|----------------------------------|------------------------------|----------------------------------|-------------------------------|----------------------------------|-------------------------------|----------------------------------|---|----------------------------------|----------------------------------|------------------------------------|----------------------------------|--------|
| David Eckstein, R (1, 6)<br>OBP: 0.332, SLG: 0.334      | G4-3  |                                  | B2-3                         |                                  | G4-3                          |                                  | 2B                            |                                  | 2B                           | 5                                | 0                            | 2                                | 0                             | 0                                | 0                             | 2                                | <b>Anaheim Angels @ Boston Red Sox</b><br>Fenway Park, Boston, MA<br>Wed Aug 06 2003, 7:05 PM EDT<br>Att: 35,040 - Sunny - 83 F |                                  |                                  |                                    |                                  |        |
| Darin Erstad, L (1, 8)<br>OBP: 0.309, SLG: 0.333        | G3-1  |                                  |                              | G5-3                             |                               | K                                | G1-3                          |                                  | HBP                          | 4                                | 0                            | 0                                | 0                             | 0                                | 1                             | 2                                |   |                                  |                                  |                                    |                                  |        |
| Tim Salmon, R (1, 10)<br>OBP: 0.370, SLG: 0.466         | K   |                                  |                              | 1B                               |                               | 16<br>2B                         |                               |                                  | K                            | 5                                | 1                            | 2                                | 0                             | 0                                | 3                             | 3                                |   |                                  |                                  |                                    |                                  |        |
| 16 Garret Anderson, L (1, 7)<br>OBP: 0.346, SLG: 0.585  |   |                                  |                              | 1B                               |                               | 2B                               |                               |                                  | K                            | 4                                | 0                            | 3                                | 1                             | 0                                | 1                             | 0                                |   |                                  |                                  |                                    |                                  |        |
| Scott Spiezio, S (1, 5)<br>OBP: 0.317, SLG: 0.431       | K   |                                  |                              | F9                               |                               | G4-3                             |                               |                                  | K                            | 4                                | 0                            | 0                                | 0                             | 0                                | 2                             | 4                                |   |                                  |                                  |                                    |                                  |        |
| Jeff DaVanon, S (1, 9)<br>OBP: 0.347, SLG: 0.481        | G4-6-3  |                                  |                              | K                                |                               | G4-3                             |                               |                                  | G1-3                         | 4                                | 0                            | 0                                | 0                             | 0                                | 1                             | 4                                |   |                                  |                                  |                                    |                                  |        |
| Adam Kennedy, L (1, 4)<br>OBP: 0.330, SLG: 0.393        |   |                                  | K                            |                                  |                               | G5-3<br>BB                       |                               |                                  | F8                           | 3                                | 1                            | 0                                | 0                             | 1                                | 1                             | 0                                |   |                                  |                                  |                                    |                                  |        |
| Bengie Molina, R (1, 2)<br>OBP: 0.305, SLG: 0.437       |   |                                  | K                            |                                  |                               | G5-3                             |                               |                                  | P6                           | 4                                | 0                            | 1                                | 0                             | 0                                | 1                             | 2                                |   |                                  |                                  |                                    |                                  |        |
| 39 Robb Quinlan, R (1, 3)<br>OBP: 0.519, SLG: 0.560     |   |                                  |                              | 1B                               |                               | G5-3                             |                               |                                  | 2B<br>1B                     | 4                                | 0                            | 2                                | 1                             | 0                                | 1                             | 2                                |   |                                  |                                  |                                    |                                  |        |
| <b>Inning Stats</b>                                     | R: 0<br>E: 0<br>K: 1<br>S: 10   | H: 0<br>LOB: 0<br>BB: 0<br>P: 14 | R: 0<br>E: 0<br>K: 1<br>S: 7 | H: 1<br>LOB: 0<br>BB: 0<br>P: 10 | R: 0<br>E: 0<br>K: 2<br>S: 11 | H: 1<br>LOB: 1<br>BB: 0<br>P: 14 | R: 0<br>E: 0<br>K: 1<br>S: 10 | H: 2<br>LOB: 2<br>BB: 0<br>P: 13 | R: 0<br>E: 0<br>K: 0<br>S: 6 | H: 0<br>LOB: 1<br>BB: 1<br>P: 11 | R: 1<br>E: 0<br>K: 1<br>S: 8 | H: 2<br>LOB: 1<br>BB: 0<br>P: 10 | R: 0<br>E: 0<br>K: 1<br>S: 14 | H: 2<br>LOB: 2<br>BB: 0<br>P: 21 | R: 0<br>E: 0<br>K: 3<br>S: 11 | H: 0<br>LOB: 0<br>BB: 0<br>P: 15 | R: 1<br>E: 1<br>K: 1<br>S: 14   | H: 2<br>LOB: 3<br>BB: 0<br>P: 20 | 1B: 6<br>2B: 4<br>3B: 0<br>HR: 0 | SF: 0<br>SAC: 0<br>DP: 1<br>HBP: 1 | WP: 0<br>PB: 0<br>SB: 0<br>CS: 0 | PA: 39 |
| <b>PITCHER</b><br>Pedro Martinez, R (1, 1)<br>ERA: 2.32 | IP: 9.0<br>WLS: W<br>BF: 39<br>H: 10<br>R: 2<br>ER: 1<br>SO: 11<br>BB: 1<br>IBB: 0<br>HBP: 1<br>BLK: 0<br>WP: 0<br>HR: 0<br>S: 91<br>P: 128<br>ERA: 1.00<br>WHIP: 1.222 |                                  |                              |                                  |                               |                                  |                               |                                  |                              |                                  |                              |                                  |                               |                                  |                               | <b>PITCHER</b>                   |   |                                  |                                  |                                    |                                  |        |

| Batter  | 1   | 2                               | 3                            | 4                                | 5                             | 6                                | 7                             | 8                                | 9                             | AB                               | R                             | H                                | RBI                           | BB                               | SO                            | LOB                              | BOTTOM  |                                    |                                  |        |
|---|---|---------------------------------|------------------------------|----------------------------------|-------------------------------|----------------------------------|-------------------------------|----------------------------------|-------------------------------|----------------------------------|-------------------------------|----------------------------------|-------------------------------|----------------------------------|-------------------------------|----------------------------------|---|------------------------------------|----------------------------------|--------|
| 18 Johnny Damon, L (1, 8)<br>OBP: 0.340, SLG: 0.431   | F8  |                                 |                              | F8                               |                               | FC6-4                            |                               |                                  |                               | 4                                | 0                             | 1                                | 1                             | 1                                | 0                             | 4                                | <b>Anaheim Angels @ Boston Red Sox</b><br>Fenway Park, Boston, MA<br>Wed Aug 06 2003, 7:05 PM EDT<br>Att: 35,040 - Sunny - 83 F |                                    |                                  |        |
| Bill Mueller, S (1, 5)<br>OBP: 0.402, SLG: 0.576  |   |                                 | F8                           |                                  | P2                            |                                  | F9                            |                                  |                               | 4                                | 0                             | 1                                | 0                             | 1                                | 0                             | 2                                |   |                                    |                                  |        |
| Nomar Garciaparra, R (1, 6)<br>OBP: 0.360, SLG: 0.564   | 1B  |                                 | F9                           |                                  |                               |                                  |                               |                                  |                               | 5                                | 1                             | 2                                | 1                             | 0                                | 1                             | 5                                |   |                                    |                                  |        |
| Manny Ramirez, R (1, 7)<br>OBP: 0.421, SLG: 0.572   | F9  |                                 |                              |                                  |                               |                                  |                               |                                  |                               | 4                                | 1                             | 1                                | 0                             | 0                                | 2                             | 2                                |   |                                    |                                  |        |
| 34 David Ortiz, L (1, 10)<br>OBP: 0.371, SLG: 0.568   |   |                                 | L4                           |                                  |                               |                                  |                               |                                  |                               | 3                                | 1                             | 1                                | 1                             | 1                                | 0                             | 0                                |   |                                    |                                  |        |
| Kevin Millar, R (1, 3)<br>OBP: 0.352, SLG: 0.504  |   |                                 |                              |                                  |                               |                                  |                               |                                  |                               | 3                                | 0                             | 1                                | 1                             | 0                                | 2                             | 2                                |   |                                    |                                  |        |
| Dave McCarty, R (8, 3)<br>OBP: 0.286, SLG: 0.346  |   |                                 |                              |                                  |                               |                                  |                               |                                  |                               | 0                                | 0                             | 0                                | 0                             | 0                                | 0                             | 0                                |   |                                    |                                  |        |
| Trot Nixon, L (1, 9)<br>OBP: 0.404, SLG: 0.588  |   |                                 |                              |                                  |                               |                                  |                               |                                  |                               | 4                                | 0                             | 0                                | 0                             | 0                                | 2                             | 1                                |   |                                    |                                  |        |
| Todd Walker, L (1, 4)<br>OBP: 0.328, SLG: 0.417   |   |                                 |                              |                                  |                               |                                  |                               |                                  |                               | 3                                | 0                             | 2                                | 0                             | 1                                | 0                             | 0                                |   |                                    |                                  |        |
| Damian Jackson, R (8, PR)<br>OBP: 0.269, SLG: 0.289   |   |                                 |                              |                                  |                               |                                  |                               |                                  |                               | 0                                | 0                             | 0                                | 0                             | 0                                | 0                             | 0                                |   |                                    |                                  |        |
| Jason Varitek, S (1, 2)<br>OBP: 0.357, SLG: 0.552   |   |                                 |                              |                                  |                               |                                  |                               |                                  |                               | 2                                | 1                             | 1                                | 0                             | 2                                | 1                             | 2                                |   |                                    |                                  |        |
| <b>Inning Stats</b>   | R: 0<br>E: 0<br>K: 0<br>S: 6  | H: 1<br>LOB: 1<br>BB: 0<br>P: 7 | R: 0<br>E: 0<br>K: 1<br>S: 8 | H: 0<br>LOB: 0<br>BB: 0<br>P: 14 | R: 0<br>E: 0<br>K: 0<br>S: 10 | H: 0<br>LOB: 2<br>BB: 2<br>P: 21 | R: 2<br>E: 0<br>K: 0<br>S: 23 | H: 3<br>LOB: 2<br>BB: 1<br>P: 38 | R: 1<br>E: 0<br>K: 1<br>S: 11 | H: 1<br>LOB: 0<br>BB: 0<br>P: 16 | R: 0<br>E: 0<br>K: 2<br>S: 10 | H: 1<br>LOB: 2<br>BB: 1<br>P: 22 | R: 0<br>E: 0<br>K: 2<br>S: 13 | H: 1<br>LOB: 2<br>BB: 1<br>P: 23 | R: 1<br>E: 0<br>K: 2<br>S: 17 | H: 3<br>LOB: 2<br>BB: 1<br>P: 29 | 1B: 7<br>2B: 1<br>3B: 1<br>HR: 1  | SF: 1<br>SAC: 0<br>DP: 0<br>HBP: 0 | WP: 0<br>PB: 0<br>SB: 0<br>CS: 2 | PA: 39 |
| <b>PITCHER</b><br>Aaron Sele, R (1, 1)<br>ERA: 4.89<br>Ben Weber, R (6, 1)<br>ERA: 2.97<br>Gary Glover, R (8, 1)<br>ERA: 4.54 | IP: 5.1<br>WLS: L<br>BF: 26<br>H: 6<br>R: 3<br>ER: 3<br>SO: 3<br>BB: 4<br>IBB: 3<br>HBP: 0<br>BLK: 0<br>WP: 0<br>HR: 1<br>S: 64<br>P: 110<br>ERA: 5.06<br>WHIP: 1.875 |                                 |                              |                                  |                               |                                  |                               |                                  |                               |                                  |                               |                                  |                               |                                  |                               | <b>PITCHER</b>                   |   |                                    |                                  |        |



| Batter  | 1   | 2   | 3   | 4   | 5                            | 6  | 7  | 8   | 9  | AB                               | R                             | H                                | RBI                          | BB                               | SO                            | LOB                              | TOP  |                                 |                                  |                                    |                                  |        |  |  |  |
|---|---|---|---|---|------------------------------|--|--|---|--|----------------------------------|-------------------------------|----------------------------------|------------------------------|----------------------------------|-------------------------------|----------------------------------|--|---------------------------------|----------------------------------|------------------------------------|----------------------------------|--------|--|--|--|
| David Eckstein, R<br>OBP: 0.329, SLG: 0.331     |   |   |     |   |                              |     |  |     |  | 4                                | 0                             | 0                                | 0                            | 0                                | 1                             | 0                                | <b>Anaheim Angels @ Boston Red Sox</b><br>Fenway Park, Boston, MA<br>Thu Aug 07 2003, 7:05 PM EDT<br>Att: 34,570 - Cloudy - 72 F |                                 |                                  |                                    |                                  |        |  |  |  |
| Adam Kennedy, L<br>OBP: 0.329, SLG: 0.391       |  |   |    |   |                              |   |  |    |  | 4                                | 0                             | 1                                | 0                            | 0                                | 1                             | 0                                |  |                                 |                                  |                                    |                                  |        |  |  |  |
| Tim Salmon, R<br>OBP: 0.374, SLG: 0.479         |  |   |   |  |                              |   |  |    |  | 4                                | 2                             | 3                                | 1                            | 0                                | 0                             | 1                                |  |                                 |                                  |                                    |                                  |        |  |  |  |
| 16 Garret Anderson, L<br>OBP: 0.347, SLG: 0.584 |  |   |   |  |                              |   |  |    |  | 4                                | 0                             | 2                                | 0                            | 0                                | 0                             | 1                                |  |                                 |                                  |                                    |                                  |        |  |  |  |
| Scott Spiezio, S<br>OBP: 0.314, SLG: 0.426      |   |  |   |  |                              |   |  |    |  | 4                                | 0                             | 0                                | 0                            | 0                                | 0                             | 4                                |  |                                 |                                  |                                    |                                  |        |  |  |  |
| Shawn Wooten, R<br>OBP: 0.322, SLG: 0.380       |  |   |   |  |                              |  |   |   |   | 4                                | 0                             | 0                                | 1                            | 0                                | 0                             | 1                                |  |                                 |                                  |                                    |                                  |        |  |  |  |
| 39 Robb Quinlan, R<br>OBP: 0.452, SLG: 0.483    |  |   |   |  |                              |  |   |   |   | 4                                | 0                             | 0                                | 0                            | 0                                | 1                             | 1                                |  |                                 |                                  |                                    |                                  |        |  |  |  |
| Bengie Molina, R<br>OBP: 0.307, SLG: 0.447      |   |   |   |   |                              |  |   |   |  | 1                                | 1                             | 1                                | 1                            | 0                                | 0                             | 0                                |  |                                 |                                  |                                    |                                  |        |  |  |  |
| José Molina, R<br>OBP: 0.216, SLG: 0.270        |   |   |   |   |                              |  |  |   |  | 3                                | 0                             | 1                                | 0                            | 0                                | 0                             | 0                                |  |                                 |                                  |                                    |                                  |        |  |  |  |
| Eric Owens, R<br>OBP: 0.236, SLG: 0.257         |   |   |  |   |                              |  |  |  |  | 3                                | 0                             | 0                                | 0                            | 0                                | 0                             | 1                                |  |                                 |                                  |                                    |                                  |        |  |  |  |
| <b>Inning Stats</b>                             | R: 0<br>E: 0<br>K: 1<br>S: 10   | H: 1<br>LOB: 1<br>BB: 0<br>P: 16  | R: 0<br>E: 0<br>K: 0<br>S: 9  | H: 0<br>LOB: 0<br>BB: 0<br>P: 11  | R: 1<br>E: 0<br>K: 0<br>S: 8 | H: 1<br>LOB: 0<br>BB: 0<br>P: 12   | R: 1<br>E: 0<br>K: 1<br>S: 9   | H: 2<br>LOB: 1<br>BB: 0<br>P: 14  | R: 0<br>E: 0<br>K: 0<br>S: 6   | H: 0<br>LOB: 0<br>BB: 0<br>P: 12 | R: 1<br>E: 0<br>K: 0<br>S: 11 | H: 1<br>LOB: 0<br>BB: 0<br>P: 17 | R: 0<br>E: 0<br>K: 0<br>S: 9 | H: 1<br>LOB: 1<br>BB: 0<br>P: 15 | R: 0<br>E: 0<br>K: 1<br>S: 16 | H: 2<br>LOB: 2<br>BB: 0<br>P: 22 | R: 0<br>E: 0<br>K: 0<br>S: 6   | H: 0<br>LOB: 0<br>BB: 0<br>P: 9 | 1B: 4<br>2B: 2<br>3B: 0<br>HR: 2 | SF: 0<br>SAC: 0<br>DP: 0<br>HBP: 0 | WP: 0<br>PB: 0<br>SB: 0<br>CS: 0 | PA: 35 |  |  |  |
| <b>PITCHER</b>                                  | IP  | WLS   | BF  | H   | R                            | ER   | SO   | BB  | IBB  | HBP                              | BLK                           | WP                               | HR                           | S                                | P                             | ERA                              | WHIP   |                                 |                                  |                                    |                                  |        |  |  |  |
| John Burkett, R<br>ERA: 4.8                     | (1, 1)  | 7.0   | W   | 27  | 6                            | 3  | 3  | 2   | 0  | 0                                | 0                             | 0                                | 2                            | 62                               | 97                            | 3.86                             | 0.857  |                                 |                                  |                                    |                                  |        |  |  |  |
| 50 Mike Timlin, R<br>ERA: 3.48                  | (8, 1)  | 1.0   |   | 5   | 2                            | 0  | 0  | 1   | 0  | 0                                | 0                             | 0                                | 0                            | 16                               | 22                            | 0.00                             | 2.000  |                                 |                                  |                                    |                                  |        |  |  |  |
| Alan Embree, L<br>ERA: 4.1                      | (9, 1)  | 1.0   |   | 3   | 0                            | 0  | 0  | 0   | 0  | 0                                | 0                             | 0                                | 0                            | 6                                | 9                             | 0.00                             | 0.000  |                                 |                                  |                                    |                                  |        |  |  |  |

| Batter   | 1   | 2   | 3   | 4   | 5  | 6   | 7   | 8   | 9                            | AB                              | R                             | H                                | RBI                           | BB                               | SO                            | LOB                              | BOTTOM   |                                    |                                  |        |  |  |  |  |  |
|--|---|---|---|---|--|---|---|---|------------------------------|---------------------------------|-------------------------------|----------------------------------|-------------------------------|----------------------------------|-------------------------------|----------------------------------|--|------------------------------------|----------------------------------|--------|--|--|--|--|--|
| 18 Johnny Damon, L<br>OBP: 0.339, SLG: 0.429   |  |  |   |  |  |  |   |  |                              | 5                               | 0                             | 1                                | 1                             | 0                                | 0                             | 2                                | <b>Anaheim Angels @ Boston Red Sox</b><br>Fenway Park, Boston, MA<br>Thu Aug 07 2003, 7:05 PM EDT<br>Att: 34,570 - Cloudy - 72 F |                                    |                                  |        |  |  |  |  |  |
| Bill Mueller, S<br>OBP: 0.405, SLG: 0.577      |  |  |   |  |  |   |  |  |                              | 5                               | 2                             | 3                                | 1                             | 0                                | 1                             | 1                                |  |                                    |                                  |        |  |  |  |  |  |
| Nomar Garciaparra, R<br>OBP: 0.365, SLG: 0.514 |  |  |   |   |  |   |  |  |                              | 4                               | 1                             | 3                                | 2                             | 1                                | 0                             | 1                                |  |                                    |                                  |        |  |  |  |  |  |
| Manny Ramirez, R<br>OBP: 0.417, SLG: 0.566     |  |  |   |   |  |   |  |  |                              | 5                               | 0                             | 0                                | 0                             | 0                                | 1                             | 6                                |  |                                    |                                  |        |  |  |  |  |  |
| Gabe Kapler, R<br>OBP: 0.326, SLG: 0.362       |  |   |   |   |  |   |  |   |                              | 0                               | 0                             | 0                                | 0                             | 0                                | 0                             | 0                                |  |                                    |                                  |        |  |  |  |  |  |
| 34 David Ortiz, L<br>OBP: 0.376, SLG: 0.590    |   |  |  |   |  |   |  |   |                              | 3                               | 2                             | 2                                | 2                             | 1                                | 0                             | 1                                |  |                                    |                                  |        |  |  |  |  |  |
| Kevin Millar, R<br>OBP: 0.354, SLG: 0.503      |   |  |  |   |  |   |  |   |                              | 3                               | 1                             | 1                                | 1                             | 1                                | 1                             | 1                                |  |                                    |                                  |        |  |  |  |  |  |
| Trot Nixon, L<br>OBP: 0.400, SLG: 0.581        |   |  |  |   |  |  |  |   |                              | 4                               | 0                             | 0                                | 0                             | 0                                | 0                             | 3                                |  |                                    |                                  |        |  |  |  |  |  |
| Todd Walker, L<br>OBP: 0.328, SLG: 0.415       |   |  |  |   |  |  |   |  |                              | 4                               | 1                             | 1                                | 0                             | 0                                | 1                             | 0                                |  |                                    |                                  |        |  |  |  |  |  |
| Damian Jackson, R<br>OBP: 0.269, SLG: 0.289    |   |  |  |   |  |   |   |  |                              | 0                               | 0                             | 0                                | 0                             | 0                                | 0                             | 0                                |  |                                    |                                  |        |  |  |  |  |  |
| Jason Varitek, S<br>OBP: 0.362, SLG: 0.565     |   |  |   |  |  |  |   |  |                              | 4                               | 2                             | 3                                | 2                             | 0                                | 0                             | 0                                |  |                                    |                                  |        |  |  |  |  |  |
| <b>Inning Stats</b>                            | R: 0<br>E: 0<br>K: 0<br>S: 10   | H: 1<br>LOB: 1<br>BB: 0<br>P: 12  | R: 6<br>E: 0<br>K: 1<br>S: 23   | H: 5<br>LOB: 0<br>BB: 1<br>P: 39  | R: 1<br>E: 0<br>K: 2<br>S: 13  | H: 1<br>LOB: 0<br>BB: 0<br>P: 23  | R: 0<br>E: 0<br>K: 0<br>S: 5  | H: 0<br>LOB: 0<br>BB: 0<br>P: 8   | R: 0<br>E: 0<br>K: 0<br>S: 8 | H: 1<br>LOB: 1<br>BB: 0<br>P: 8 | R: 0<br>E: 0<br>K: 0<br>S: 11 | H: 1<br>LOB: 0<br>BB: 0<br>P: 20 | R: 1<br>E: 0<br>K: 0<br>S: 14 | H: 3<br>LOB: 2<br>BB: 1<br>P: 26 | R: 1<br>E: 0<br>K: 1<br>S: 19 | H: 2<br>LOB: 2<br>BB: 1<br>P: 29 | 1B: 9<br>2B: 1<br>3B: 0<br>HR: 4   | SF: 0<br>SAC: 0<br>DP: 1<br>HBP: 0 | WP: 0<br>PB: 0<br>SB: 0<br>CS: 0 | PA: 40 |  |  |  |  |  |
| <b>PITCHER</b>                                 | IP  | WLS   | BF  | H   | R  | ER  | SO  | BB  | IBB                          | HBP                             | BLK                           | WP                               | HR                            | S                                | P                             | ERA                              | WHIP   |                                    |                                  |        |  |  |  |  |  |
| Ramon Ortiz, R<br>ERA: 4.58                    | (1, 1)  | 3.0   | L   | 17  | 7  | 7   | 3   | 0   | 0                            | 0                               | 0                             | 0                                | 3                             | 46                               | 74                            | 21.00                            | 2.667  |                                    |                                  |        |  |  |  |  |  |
| Greg Jones, R<br>ERA                           | (4, 1)  | 2.0   |   | 7   | 1  | 0   | 0   | 0   | 0                            | 0                               | 0                             | 0                                | 0                             | 13                               | 16                            | 0.00                             | 0.500  |                                    |                                  |        |  |  |  |  |  |
| Gary Glover, R<br>ERA: 4.54                    | (6, 1)  | 2.0   |   | 10  | 4  | 1   | 1   | 0   | 0                            | 1                               | 0                             | 0                                | 0                             | 25                               | 46                            | 4.50                             | 2.000  |                                    |                                  |        |  |  |  |  |  |
| Troy Percival, R<br>ERA: 2.83                  | (8, 1)  | 1.0   |   | 6   | 2  | 1   | 1   | 1   | 1                            | 0                               | 0                             | 0                                | 1                             | 19                               | 29                            | 9.00                             | 3.000  |                                    |                                  |        |  |  |  |  |  |



| Batter   | 1   | 2   | 3   | 4   | 5   | 6   | 7   | 8   | 9   | AB  | R   | H   | RBI   | BB  | SO  | LOB   | TOP   |   |   |   |   |
|--|---|---|---|---|---|---|---|---|---|---|---|---|---|---|---|---|---|---|---|---|---|
| David Eckstein, R (1, 6)<br>OBP: 0.330, SLG: 0.332                         | G1-3  |   |   | G4-3  |   | CS  | G5-4-3<br>1B  |   | FC5-4<br>16 HR<br>1B  | 4   | 1   | 2   | 0   | 0   | 0   | 0   |   |   |   |   |   |
| Jeff DaVanon, S (1, 8)<br>OBP: 0.350, SLG: 0.479                           | G6-4-3<br>1B  |   |   | G6-3  |   |   | G5-4-3<br>1-2   |   | FC5-4<br>1B   | 3   | 0   | 1   | 0   | 1   | 0   | 1   |   |   |   |   |   |
| Tim Salmon, R (1, 9)<br>Eric Owens, R (9, PR)<br>OBP: 0.236, SLG: 0.257    | G6-4-3<br>1-2   |   |   | K   |   |   |   |   | FC5-4<br>16 HR<br>1-2<br>2-3  | 3   | 0   | 0   | 0   | 0   | 1   | 3   |   |   |   |   |   |
| 16 Garret Anderson, L (1, 7)<br>OBP: 0.347, SLG: 0.588                     |   | G3  |   |   | K   |   |   |   | 1-H<br>3-H<br>HR  | 4   | 1   | 1   | 3   | 0   | 1   | 1   |   |   |   |   |   |
| Scott Spiezio, S (1, 3)<br>OBP: 0.316, SLG: 0.430                          |   | P3  |   |   | P3  |   |   |   | 39<br>2B<br>1B  | 4   | 1   | 2   | 0   | 0   | 0   | 0   |   |   |   |   |   |
| 39 Robb Quinlan, R (1, 10)<br>OBP: 0.429, SLG: 0.485                       |   | G1-3  |   |   | P3  |   |   |   | 1B<br>2B  | 4   | 1   | 1   | 1   | 0   | 0   | 1   |   |   |   |   |   |
| Adam Kennedy, L (1, 4)<br>OBP: 0.331, SLG: 0.393                           |   |   |   | F7  |   |   |   |   | 2B<br>1B  | 4   | 0   | 2   | 1   | 0   | 0   | 1   |   |   |   |   |   |
| José Molina, R (1, 2)<br>Shawn Wooten, R (8, PH)<br>OBP: 0.213, SLG: 0.267 |   |   |   | G4-3  |   | SH3<br>1B   |   |   | 2-H<br>1B   | 1   | 0   | 0   | 0   | 0   | 0   | 0   |   |   |   |   |   |
| Alfredo Amezaga, S (1, 5)<br>OBP: 0.319, SLG: 0.375                        |   |   |   | G6-3  |   | SH3   |   |   | G5-3  | 2   | 0   | 0   | 0   | 0   | 1   | 2   |   |   |   |   |   |
|  |   |   |   |   |   | K   |   |   | F8  | 3   | 0   | 0   | 0   | 0   | 1   | 1   |   |   |   |   |   |
| <b>Inning Stats</b>  | R: 0<br>E: 0<br>K: 0<br>S: 8  | H: 1<br>LOB: 0<br>BB: 0<br>P: 12  | R: 0<br>E: 0<br>K: 0<br>S: 5  | H: 0<br>LOB: 0<br>BB: 0<br>P: 6   | R: 0<br>E: 0<br>K: 0<br>S: 8  | H: 0<br>LOB: 0<br>BB: 0<br>P: 14  | R: 0<br>E: 0<br>K: 1<br>S: 9  | H: 0<br>LOB: 0<br>BB: 0<br>P: 12  | R: 0<br>E: 0<br>K: 1<br>S: 11   | H: 1<br>LOB: 0<br>BB: 0<br>P: 13  | R: 0<br>E: 0<br>K: 0<br>S: 8  | H: 1<br>LOB: 1<br>BB: 0<br>P: 13  | R: 0<br>E: 0<br>K: 1<br>S: 8  | H: 1<br>LOB: 1<br>BB: 0<br>P: 11  | R: 5<br>E: 0<br>K: 0<br>S: 26   | H: 5<br>LOB: 1<br>BB: 1<br>P: 39  | 1B: 6<br>2B: 2<br>3B: 0<br>HR: 1  | SF: 0<br>SAC: 1<br>DP: 2<br>HBP: 1  | WP: 0<br>PB: 0<br>SB: 0<br>CS: 1  | PA: 36  |   |
| <b>PITCHER</b>   | IP<br>WLS<br>BF<br>H<br>R<br>ER<br>SO<br>BB<br>IBB<br>HBP<br>BLK<br>WP<br>HR<br>S<br>P<br>ERA<br>WHIP | IP<br>WLS<br>BF<br>H<br>R<br>ER<br>SO<br>BB<br>IBB<br>HBP<br>BLK<br>WP<br>HR<br>S<br>P<br>ERA<br>WHIP | IP<br>WLS<br>BF<br>H<br>R<br>ER<br>SO<br>BB<br>IBB<br>HBP<br>BLK<br>WP<br>HR<br>S<br>P<br>ERA<br>WHIP | IP<br>WLS<br>BF<br>H<br>R<br>ER<br>SO<br>BB<br>IBB<br>HBP<br>BLK<br>WP<br>HR<br>S<br>P<br>ERA<br>WHIP | IP<br>WLS<br>BF<br>H<br>R<br>ER<br>SO<br>BB<br>IBB<br>HBP<br>BLK<br>WP<br>HR<br>S<br>P<br>ERA<br>WHIP | IP<br>WLS<br>BF<br>H<br>R<br>ER<br>SO<br>BB<br>IBB<br>HBP<br>BLK<br>WP<br>HR<br>S<br>P<br>ERA<br>WHIP | IP<br>WLS<br>BF<br>H<br>R<br>ER<br>SO<br>BB<br>IBB<br>HBP<br>BLK<br>WP<br>HR<br>S<br>P<br>ERA<br>WHIP | IP<br>WLS<br>BF<br>H<br>R<br>ER<br>SO<br>BB<br>IBB<br>HBP<br>BLK<br>WP<br>HR<br>S<br>P<br>ERA<br>WHIP | IP<br>WLS<br>BF<br>H<br>R<br>ER<br>SO<br>BB<br>IBB<br>HBP<br>BLK<br>WP<br>HR<br>S<br>P<br>ERA<br>WHIP | IP<br>WLS<br>BF<br>H<br>R<br>ER<br>SO<br>BB<br>IBB<br>HBP<br>BLK<br>WP<br>HR<br>S<br>P<br>ERA<br>WHIP | IP<br>WLS<br>BF<br>H<br>R<br>ER<br>SO<br>BB<br>IBB<br>HBP<br>BLK<br>WP<br>HR<br>S<br>P<br>ERA<br>WHIP | IP<br>WLS<br>BF<br>H<br>R<br>ER<br>SO<br>BB<br>IBB<br>HBP<br>BLK<br>WP<br>HR<br>S<br>P<br>ERA<br>WHIP | IP<br>WLS<br>BF<br>H<br>R<br>ER<br>SO<br>BB<br>IBB<br>HBP<br>BLK<br>WP<br>HR<br>S<br>P<br>ERA<br>WHIP | IP<br>WLS<br>BF<br>H<br>R<br>ER<br>SO<br>BB<br>IBB<br>HBP<br>BLK<br>WP<br>HR<br>S<br>P<br>ERA<br>WHIP | IP<br>WLS<br>BF<br>H<br>R<br>ER<br>SO<br>BB<br>IBB<br>HBP<br>BLK<br>WP<br>HR<br>S<br>P<br>ERA<br>WHIP | IP<br>WLS<br>BF<br>H<br>R<br>ER<br>SO<br>BB<br>IBB<br>HBP<br>BLK<br>WP<br>HR<br>S<br>P<br>ERA<br>WHIP | IP<br>WLS<br>BF<br>H<br>R<br>ER<br>SO<br>BB<br>IBB<br>HBP<br>BLK<br>WP<br>HR<br>S<br>P<br>ERA<br>WHIP | IP<br>WLS<br>BF<br>H<br>R<br>ER<br>SO<br>BB<br>IBB<br>HBP<br>BLK<br>WP<br>HR<br>S<br>P<br>ERA<br>WHIP | IP<br>WLS<br>BF<br>H<br>R<br>ER<br>SO<br>BB<br>IBB<br>HBP<br>BLK<br>WP<br>HR<br>S<br>P<br>ERA<br>WHIP | IP<br>WLS<br>BF<br>H<br>R<br>ER<br>SO<br>BB<br>IBB<br>HBP<br>BLK<br>WP<br>HR<br>S<br>P<br>ERA<br>WHIP | IP<br>WLS<br>BF<br>H<br>R<br>ER<br>SO<br>BB<br>IBB<br>HBP<br>BLK<br>WP<br>HR<br>S<br>P<br>ERA<br>WHIP |

Anaheim Angels @ Cleveland Indians  
Jacobs Field, Cleveland, OH  
Fri Aug 08 2003, 7:05 PM EDT  
Att: 26,175 - Cloudy - 75 F

AB 32  
R 5  
H 9  
RBI 5  
BB 1  
SO 4  
LOB 10



| Batter  | 1   | 2   | 3   | 4   | 5   | 6   | 7   | 8   | 9   | AB  | R   | H   | RBI   | BB  | SO  | LOB   | BOTTOM  |   |   |   |   |        |
|---|---|---|---|---|---|---|---|---|---|---|---|---|---|---|---|---|---|---|---|---|---|--------|
| Coco Crisp, S (1, 7)<br>OBP: 0.323, SLG: 0.390  | B3  |   |   | F8  |   | BB  |   |   | CS<br>1-2<br>HR   | 3   | 1   | 1   | 1   | 1   | 0   | 0   |   |   |   |   |   |        |
| Jody Gerut, L (1, 10)<br>OBP: 0.315, SLG: 0.483   | P4  |   |   | F9  |   | K   |   |   | G3  | 4   | 0   | 0   | 0   | 0   | 1   | 1   |   |   |   |   |   |        |
| Milton Bradley, S (1, 8)<br>OBP: 0.426, SLG: 0.508  | G5-3  |   |   | G4-3  |   | K   |   |   | F7  | 4   | 0   | 0   | 0   | 0   | 1   | 1   |   |   |   |   |   |        |
| Ryan Ludwick, R (1, 9)<br>OBP: 0.260, SLG: 0.366  |   | K   |   |   | K   |   |   |   | K   | 4   | 0   | 0   | 0   | 0   | 4   | 0   |   |   |   |   |   |        |
| Casey Blake, R (1, 5)<br>OBP: 0.322, SLG: 0.429   |   | 48<br>1B<br>2B  |   |   | G5-3  |   |   |   | P6  | 3   | 1   | 1   | 0   | 0   | 0   | 0   |   |   |   |   |   |        |
| 48 Travis Hafner, L (1, 3)<br>Ben Broussard, L (8, 3)<br>OBP: 0.306, SLG: 0.462                           |   | 2-H<br>1B   |   |   | G4-3  |   |   |   | P5  | 3   | 0   | 1   | 1   | 0   | 0   | 0   |   |   |   |   |   |        |
| 41 Victor Martinez, S (1, 2)<br>Zach Sorensen, S (6, PR)<br>Tim Laker, R (9, 2)<br>OBP: 0.278, SLG: 0.391 |   |   |   |   | G6-3  |   |   |   | CS<br>1B  | 3   | 0   | 1   | 0   | 0   | 1   | 1   |   |   |   |   |   |        |
| 2 Jhonny Peralta, R (1, 6)<br>OBP: 0.252, SLG: 0.321  |   |   |   |   | F7  |   |   |   | K   | 2   | 0   | 0   | 0   | 1   | 1   | 2   |   |   |   |   |   |        |
| John McDonald, R (1, 4)<br>OBP: 0.268, SLG: 0.302   |   |   |   |   | F8  |   |   |   | F9  | 3   | 0   | 0   | 0   | 0   | 0   | 1   |   |   |   |   |   |        |
| <b>Inning Stats</b>   | R: 0<br>E: 0<br>K: 0<br>S: 6  | H: 0<br>LOB: 0<br>BB: 0<br>P: 10  | R: 1<br>E: 0<br>K: 2<br>S: 14   | H: 2<br>LOB: 1<br>BB: 0<br>P: 18  | R: 0<br>E: 0<br>K: 0<br>S: 5  | H: 0<br>LOB: 0<br>BB: 0<br>P: 7   | R: 0<br>E: 0<br>K: 1<br>S: 9  | H: 0<br>LOB: 0<br>BB: 0<br>P: 14  | R: 0<br>E: 0<br>K: 0<br>S: 7  | H: 0<br>LOB: 1<br>BB: 1<br>P: 15  | R: 0<br>E: 0<br>K: 2<br>S: 10   | H: 0<br>LOB: 0<br>BB: 1<br>P: 18  | R: 0<br>E: 0<br>K: 1<br>S: 7  | H: 0<br>LOB: 0<br>BB: 0<br>P: 10  | R: 0<br>E: 0<br>K: 1<br>S: 10   | H: 1<br>LOB: 1<br>BB: 0<br>P: 12  | R: 1<br>E: 0<br>K: 1<br>S: 8  | H: 1<br>LOB: 0<br>BB: 0<br>P: 14  | 1B: 2<br>2B: 1<br>3B: 0<br>HR: 1  | SF: 0<br>SAC: 0<br>DP: 0<br>HBP: 0  | WP: 0<br>PB: 0<br>SB: 0<br>CS: 2  | PA: 33 |
| <b>PITCHER</b>  | IP<br>WLS<br>BF<br>H<br>R<br>ER<br>SO<br>BB<br>IBB<br>HBP<br>BLK<br>WP<br>HR<br>S<br>P<br>ERA<br>WHIP | IP<br>WLS<br>BF<br>H<br>R<br>ER<br>SO<br>BB<br>IBB<br>HBP<br>BLK<br>WP<br>HR<br>S<br>P<br>ERA<br>WHIP | IP<br>WLS<br>BF<br>H<br>R<br>ER<br>SO<br>BB<br>IBB<br>HBP<br>BLK<br>WP<br>HR<br>S<br>P<br>ERA<br>WHIP | IP<br>WLS<br>BF<br>H<br>R<br>ER<br>SO<br>BB<br>IBB<br>HBP<br>BLK<br>WP<br>HR<br>S<br>P<br>ERA<br>WHIP | IP<br>WLS<br>BF<br>H<br>R<br>ER<br>SO<br>BB<br>IBB<br>HBP<br>BLK<br>WP<br>HR<br>S<br>P<br>ERA<br>WHIP | IP<br>WLS<br>BF<br>H<br>R<br>ER<br>SO<br>BB<br>IBB<br>HBP<br>BLK<br>WP<br>HR<br>S<br>P<br>ERA<br>WHIP | IP<br>WLS<br>BF<br>H<br>R<br>ER<br>SO<br>BB<br>IBB<br>HBP<br>BLK<br>WP<br>HR<br>S<br>P<br>ERA<br>WHIP | IP<br>WLS<br>BF<br>H<br>R<br>ER<br>SO<br>BB<br>IBB<br>HBP<br>BLK<br>WP<br>HR<br>S<br>P<br>ERA<br>WHIP | IP<br>WLS<br>BF<br>H<br>R<br>ER<br>SO<br>BB<br>IBB<br>HBP<br>BLK<br>WP<br>HR<br>S<br>P<br>ERA<br>WHIP | IP<br>WLS<br>BF<br>H<br>R<br>ER<br>SO<br>BB<br>IBB<br>HBP<br>BLK<br>WP<br>HR<br>S<br>P<br>ERA<br>WHIP | IP<br>WLS<br>BF<br>H<br>R<br>ER<br>SO<br>BB<br>IBB<br>HBP<br>BLK<br>WP<br>HR<br>S<br>P<br>ERA<br>WHIP | IP<br>WLS<br>BF<br>H<br>R<br>ER<br>SO<br>BB<br>IBB<br>HBP<br>BLK<br>WP<br>HR<br>S<br>P<br>ERA<br>WHIP | IP<br>WLS<br>BF<br>H<br>R<br>ER<br>SO<br>BB<br>IBB<br>HBP<br>BLK<br>WP<br>HR<br>S<br>P<br>ERA<br>WHIP | IP<br>WLS<br>BF<br>H<br>R<br>ER<br>SO<br>BB<br>IBB<br>HBP<br>BLK<br>WP<br>HR<br>S<br>P<br>ERA<br>WHIP | IP<br>WLS<br>BF<br>H<br>R<br>ER<br>SO<br>BB<br>IBB<br>HBP<br>BLK<br>WP<br>HR<br>S<br>P<br>ERA<br>WHIP | IP<br>WLS<br>BF<br>H<br>R<br>ER<br>SO<br>BB<br>IBB<br>HBP<br>BLK<br>WP<br>HR<br>S<br>P<br>ERA<br>WHIP | IP<br>WLS<br>BF<br>H<br>R<br>ER<br>SO<br>BB<br>IBB<br>HBP<br>BLK<br>WP<br>HR<br>S<br>P<br>ERA<br>WHIP | IP<br>WLS<br>BF<br>H<br>R<br>ER<br>SO<br>BB<br>IBB<br>HBP<br>BLK<br>WP<br>HR<br>S<br>P<br>ERA<br>WHIP | IP<br>WLS<br>BF<br>H<br>R<br>ER<br>SO<br>BB<br>IBB<br>HBP<br>BLK<br>WP<br>HR<br>S<br>P<br>ERA<br>WHIP | IP<br>WLS<br>BF<br>H<br>R<br>ER<br>SO<br>BB<br>IBB<br>HBP<br>BLK<br>WP<br>HR<br>S<br>P<br>ERA<br>WHIP | IP<br>WLS<br>BF<br>H<br>R<br>ER<br>SO<br>BB<br>IBB<br>HBP<br>BLK<br>WP<br>HR<br>S<br>P<br>ERA<br>WHIP |        |

Anaheim Angels @ Cleveland Indians  
Jacobs Field, Cleveland, OH  
Fri Aug 08 2003, 7:05 PM EDT  
Att: 26,175 - Cloudy - 75 F

AB 29  
R 2  
H 4  
RBI 2  
BB 2  
SO 8  
LOB 6





| Batter  | 1                             | 2                                | 3                            | 4                                | 5                            | 6                                | 7                            | 8                                | 9                            | 10                               | 11                            | 12                               | 13                            | AB R H RBI BB SO LOB             | TOP  |                              |                                  |                              |                                  |                              |                                  |                                  |                                    |                                  |                    |             |  |
|---|-------------------------------|----------------------------------|------------------------------|----------------------------------|------------------------------|----------------------------------|------------------------------|----------------------------------|------------------------------|----------------------------------|-------------------------------|----------------------------------|-------------------------------|----------------------------------|--|------------------------------|----------------------------------|------------------------------|----------------------------------|------------------------------|----------------------------------|----------------------------------|------------------------------------|----------------------------------|--------------------|-------------|--|
| David Eckstein, R<br>OBP: 0.326, SLG: 0.327<br>(1, 6)   |                               |                                  | G3-1                         |                                  |                              | K                                |                              | G6-3                             |                              | F7                               |                               | G6-3                             |                               | 6 0 0 0 0 2 1                    | <b>Anaheim Angels @ Cleveland Indians</b><br>Jacobs Field, Cleveland, OH<br>Sat Aug 09 2003, 1:05 PM EDT<br>Att: 26,391 - Cloudy - 76 F<br><br><b>livebaseballscorecards.com</b><br><br><b>AB 47</b><br><b>R 2</b><br><b>H 9</b><br><b>RBI 1</b><br><b>BB 2</b><br><b>SO 11</b><br><b>LOB 15</b> |                              |                                  |                              |                                  |                              |                                  |                                  |                                    |                                  |                    |             |  |
| Eric Owens, R<br>OBP: 0.241, SLG: 0.265<br>Jeff DaVanon, S<br>OBP: 0.346, SLG: 0.473<br>(8, PH)<br>(8, 8) |                               |                                  |                              |                                  |                              | F9                               |                              | K                                |                              | K                                |                               |                                  | F7                            | 3 0 2 0 0 0 0<br>3 0 0 0 0 2 1   |  |                              |                                  |                              |                                  |                              |                                  |                                  |                                    |                                  |                    |             |  |
| Tim Salmon, R<br>OBP: 0.366, SLG: 0.468<br>(1, 9)   |                               |                                  | CS                           |                                  | G6-3                         |                                  |                              | K                                |                              | F8                               |                               |                                  | F9                            | 6 0 0 0 0 2 2                    |  |                              |                                  |                              |                                  |                              |                                  |                                  |                                    |                                  |                    |             |  |
| 16 Garret Anderson, L<br>OBP: 0.344, SLG: 0.583<br>(1, 10)  | P6                            |                                  |                              |                                  | P2                           |                                  |                              |                                  |                              |                                  |                               |                                  | F8                            | 6 1 1 0 0 0 1                    |  |                              |                                  |                              |                                  |                              |                                  |                                  |                                    |                                  |                    |             |  |
| Scott Spiezio, S<br>OBP: 0.319, SLG: 0.433<br>(1, 3)  |                               | F8                               |                              |                                  |                              |                                  |                              |                                  |                              |                                  |                               |                                  |                               | 4 1 2 1 1 1 0                    |  |                              |                                  |                              |                                  |                              |                                  |                                  |                                    |                                  |                    |             |  |
| 39 Robb Quinlan, R<br>OBP: 0.400, SLG: 0.447<br>(1, 7)  |                               | L9                               |                              |                                  |                              |                                  |                              |                                  |                              |                                  |                               |                                  |                               | 5 0 1 0 0 0 2                    |  |                              |                                  |                              |                                  |                              |                                  |                                  |                                    |                                  |                    |             |  |
| Shawn Wooten, R<br>OBP: 0.317, SLG: 0.368<br>Jose Molina, R<br>OBP: 0.211, SLG: 0.263<br>(9, 2)           |                               |                                  |                              |                                  |                              |                                  |                              |                                  |                              |                                  |                               |                                  |                               | 3 0 0 0 1 0 2<br>1 0 0 0 0 1 1   |  |                              |                                  |                              |                                  |                              |                                  |                                  |                                    |                                  |                    |             |  |
| Adam Kennedy, L<br>OBP: 0.332, SLG: 0.396<br>(1, 4)   |                               |                                  |                              |                                  |                              |                                  |                              |                                  |                              |                                  |                               |                                  |                               | 5 0 2 0 0 2 3                    |  |                              |                                  |                              |                                  |                              |                                  |                                  |                                    |                                  |                    |             |  |
| Alfredo Amezaga, S<br>OBP: 0.048, SLG: 0.095<br>(1, 5)  |                               |                                  | G6-3                         |                                  |                              |                                  |                              |                                  |                              |                                  |                               |                                  |                               | 5 0 1 0 0 1 2                    |  |                              |                                  |                              |                                  |                              |                                  |                                  |                                    |                                  |                    |             |  |
| <b>Inning Stats</b>   | R: 0<br>E: 0<br>K: 2<br>S: 10 | H: 1<br>LOB: 1<br>BB: 0<br>P: 13 | R: 0<br>E: 0<br>K: 1<br>S: 8 | H: 0<br>LOB: 1<br>BB: 1<br>P: 15 | R: 0<br>E: 0<br>K: 0<br>S: 8 | H: 1<br>LOB: 0<br>BB: 0<br>P: 11 | R: 0<br>E: 0<br>K: 1<br>S: 6 | H: 0<br>LOB: 0<br>BB: 0<br>P: 10 | R: 0<br>E: 0<br>K: 1<br>S: 6 | H: 2<br>LOB: 2<br>BB: 0<br>P: 16 | R: 0<br>E: 0<br>K: 2<br>S: 11 | H: 1<br>LOB: 1<br>BB: 0<br>P: 23 | R: 2<br>E: 0<br>K: 0<br>S: 18 | H: 3<br>LOB: 1<br>BB: 0<br>P: 26 |  | R: 0<br>E: 0<br>K: 1<br>S: 7 | H: 0<br>LOB: 0<br>BB: 0<br>P: 10 | R: 0<br>E: 0<br>K: 0<br>S: 6 | H: 0<br>LOB: 0<br>BB: 0<br>P: 10 | R: 0<br>E: 0<br>K: 0<br>S: 8 | H: 0<br>LOB: 0<br>BB: 0<br>P: 13 | 1B: 6<br>2B: 3<br>3B: 0<br>HR: 0 | SF: 0<br>SAC: 0<br>DP: 0<br>HBP: 0 | WP: 1<br>PB: 1<br>SB: 1<br>CS: 1 | PA: 50             |             |  |
| <b>PITCHER</b>  | IP<br>WLS<br>BF               | H<br>R<br>ER<br>SO               | BB<br>IBB<br>HBP<br>BLK      | WP<br>HR<br>S<br>P               | ERA<br>WHIP                  | <b>PITCHER</b>                   |                              |                                  |                              |                                  |                               |                                  |                               |                                  |  |                              |                                  |                              | IP<br>WLS<br>BF                  |                              |                                  |                                  | H<br>R<br>ER<br>SO                 | BB<br>IBB<br>HBP<br>BLK          | WP<br>HR<br>S<br>P | ERA<br>WHIP |  |
| Brian Anderson, L<br>ERA: 4.0<br>(8, 1)   | 7.0<br>26                     | 4<br>1                           | 0<br>0                       | 2<br>7                           | 1<br>0                       | 0.00<br>0.857                    |                              |                                  |                              |                                  |                               |                                  |                               |                                  |  |                              |                                  |                              |                                  | 59<br>91                     | 0.00<br>1.000                    |                                  |                                    |                                  |                    |             |  |
| David Riske, R<br>ERA: 2.57<br>(9, 1)   | 1.0<br>4                      | 0<br>0                           | 0<br>0                       | 0<br>2                           | 0<br>0                       | 0.00<br>3.000                    |                              |                                  |                              |                                  |                               |                                  |                               |                                  |  |                              |                                  |                              |                                  | 16<br>26                     | 0.00<br>0.500                    |                                  |                                    |                                  |                    |             |  |
| Danys Baez, R<br>ERA: 3.66<br>(10, 1)   | 2.0<br>7                      | 0<br>0                           | 0<br>0                       | 0<br>2                           | 1<br>0                       | 0.00<br>0.000                    |                              |                                  |                              |                                  |                               |                                  |                               |                                  |  |                              |                                  |                              |                                  | 16<br>24                     | 0.00<br>0.000                    |                                  |                                    |                                  |                    |             |  |
| 63 Rafael Betancourt, R<br>ERA: 1.11<br>(12, 1)   | 2.0<br>6                      | 0<br>0                           | 0<br>0                       | 0<br>2                           | 0<br>0                       | 0.00<br>0.000                    |                              |                                  |                              |                                  |                               |                                  |                               |                                  |  |                              |                                  |                              |                                  | 14<br>23                     | 0.00<br>0.000                    |                                  |                                    |                                  |                    |             |  |

| Batter  | 1                            | 2                                | 3                             | 4                                | 5                            | 6                                | 7                            | 8                                | 9                             | 10                               | 11                            | 12                               | 13                           | AB R H RBI BB SO LOB            | BOTTOM   |                              |                                 |                              |                                  |                              |                                  |                              |                                  |                              |                                  |                                  |                                    |                                  |        |
|---|------------------------------|----------------------------------|-------------------------------|----------------------------------|------------------------------|----------------------------------|------------------------------|----------------------------------|-------------------------------|----------------------------------|-------------------------------|----------------------------------|------------------------------|---------------------------------|--|------------------------------|---------------------------------|------------------------------|----------------------------------|------------------------------|----------------------------------|------------------------------|----------------------------------|------------------------------|----------------------------------|----------------------------------|------------------------------------|----------------------------------|--------|
| Coco Crisp, S<br>OBP: 0.324, SLG: 0.390<br>(12, 8)  | F8                           |                                  | P5                            |                                  |                              |                                  |                              | K                                |                               |                                  |                               |                                  |                              | 5 1 1 0 1 2 0                   | <b>Anaheim Angels @ Cleveland Indians</b><br>Jacobs Field, Cleveland, OH<br>Sat Aug 09 2003, 1:05 PM EDT<br>Att: 26,391 - Cloudy - 76 F<br><br><b>livebaseballscorecards.com</b><br><br><b>AB 40</b><br><b>R 3</b><br><b>H 8</b><br><b>RBI 2</b><br><b>BB 5</b><br><b>SO 10</b><br><b>LOB 12</b> |                              |                                 |                              |                                  |                              |                                  |                              |                                  |                              |                                  |                                  |                                    |                                  |        |
| Jody Gerut, L<br>OBP: 0.318, SLG: 0.480<br>(1, 9)   | G4-3                         |                                  |                               |                                  |                              |                                  |                              | F8                               |                               | F9                               |                               |                                  |                              | 4 0 1 1 2 0 0                   |  |                              |                                 |                              |                                  |                              |                                  |                              |                                  |                              |                                  |                                  |                                    |                                  |        |
| Milton Bradley, S<br>OBP: 0.421, SLG: 0.501<br>Ryan Ludwick, R<br>OBP: 0.269, SLG: 0.375<br>(12, 7)     | K                            |                                  |                               |                                  |                              |                                  |                              | F8                               |                               | F8                               |                               |                                  |                              | 5 0 0 0 0 1 2<br>1 0 1 1 0 0 0  |  |                              |                                 |                              |                                  |                              |                                  |                              |                                  |                              |                                  |                                  |                                    |                                  |        |
| Ben Broussard, L<br>OBP: 0.326, SLG: 0.447<br>(1, 3)  |                              |                                  |                               |                                  |                              |                                  |                              |                                  |                               |                                  |                               |                                  |                              | 4 0 2 0 0 1 0                   |  |                              |                                 |                              |                                  |                              |                                  |                              |                                  |                              |                                  |                                  |                                    |                                  |        |
| Casey Blake, R<br>OBP: 0.319, SLG: 0.425<br>(1, 5)  |                              |                                  |                               |                                  |                              |                                  |                              |                                  |                               |                                  |                               |                                  |                              | 4 0 0 0 0 3 3                   |  |                              |                                 |                              |                                  |                              |                                  |                              |                                  |                              |                                  |                                  |                                    |                                  |        |
| 48 Travis Hafner, L<br>OBP: 0.309, SLG: 0.456<br>(1, 10)  |                              |                                  |                               |                                  |                              |                                  |                              |                                  |                               |                                  |                               |                                  |                              | 4 1 1 0 1 2 1                   |  |                              |                                 |                              |                                  |                              |                                  |                              |                                  |                              |                                  |                                  |                                    |                                  |        |
| Tim Laker, R<br>OBP: 0.277, SLG: 0.382<br>Josh Bard, S<br>OBP: 0.279, SLG: 0.314<br>(12, PH)<br>(13, 2) |                              |                                  |                               |                                  |                              |                                  |                              |                                  |                               |                                  |                               |                                  |                              | 3 0 0 0 1 1 1<br>1 0 0 0 0 0 2  |  |                              |                                 |                              |                                  |                              |                                  |                              |                                  |                              |                                  |                                  |                                    |                                  |        |
| 2 Jhonny Peralta, R<br>OBP: 0.258, SLG: 0.325<br>(1, 6)   |                              |                                  |                               |                                  |                              |                                  |                              |                                  |                               |                                  |                               |                                  |                              | 5 1 2 0 0 0 2                   |  |                              |                                 |                              |                                  |                              |                                  |                              |                                  |                              |                                  |                                  |                                    |                                  |        |
| John McDonald, R<br>OBP: 0.263, SLG: 0.295<br>(1, 4)  |                              |                                  |                               |                                  |                              |                                  |                              |                                  |                               |                                  |                               |                                  |                              | 4 0 0 0 0 0 1                   |  |                              |                                 |                              |                                  |                              |                                  |                              |                                  |                              |                                  |                                  |                                    |                                  |        |
| <b>Inning Stats</b>   | R: 0<br>E: 0<br>K: 1<br>S: 9 | H: 0<br>LOB: 0<br>BB: 0<br>P: 13 | R: 0<br>E: 0<br>K: 1<br>S: 12 | H: 1<br>LOB: 2<br>BB: 1<br>P: 21 | R: 0<br>E: 0<br>K: 3<br>S: 9 | H: 0<br>LOB: 0<br>BB: 0<br>P: 12 | R: 0<br>E: 0<br>K: 0<br>S: 6 | H: 1<br>LOB: 0<br>BB: 0<br>P: 12 | R: 1<br>E: 1<br>K: 0<br>S: 11 | H: 2<br>LOB: 1<br>BB: 0<br>P: 15 | R: 1<br>E: 1<br>K: 0<br>S: 10 | H: 1<br>LOB: 0<br>BB: 0<br>P: 14 | R: 0<br>E: 0<br>K: 1<br>S: 5 | H: 0<br>LOB: 0<br>BB: 0<br>P: 7 |  | R: 0<br>E: 0<br>K: 1<br>S: 8 | H: 0<br>LOB: 0<br>BB: 0<br>P: 9 | R: 0<br>E: 0<br>K: 1<br>S: 8 | H: 0<br>LOB: 0<br>BB: 0<br>P: 10 | R: 0<br>E: 0<br>K: 1<br>S: 8 | H: 0<br>LOB: 0<br>BB: 0<br>P: 13 | R: 0<br>E: 0<br>K: 0<br>S: 6 | H: 1<br>LOB: 1<br>BB: 1<br>P: 15 | R: 1<br>E: 1<br>K: 0<br>S: 7 | H: 2<br>LOB: 3<br>BB: 2<br>P: 18 | 1B: 7<br>2B: 1<br>3B: 0<br>HR: 0 | SF: 0<br>SAC: 2<br>DP: 2<br>HBP: 1 | WP: 1<br>PB: 0<br>SB: 1<br>CS: 2 | PA: 48 |
| <b>PITCHER</b>  | IP<br>WLS<br>BF              | H<br>R<br>ER<br>SO               | BB<br>IBB<br>HBP<br>BLK       | WP<br>HR<br>S<br>P               | ERA<br>WHIP                  | <b>PITCHER</b>                   |                              |                                  |                               |                                  |                               |                                  |                              |                                 |  |                              |                                 |                              | IP<br>WLS<br>BF                  |                              |                                  |                              | H<br>R<br>ER<br>SO               | BB<br>IBB<br>HBP<br>BLK      | WP<br>HR<br>S<br>P               | ERA<br>WHIP                      |                                    |                                  |        |
| Kevin Gregg, R<br>ERA: 1.17<br>(7, 1)   | 6.0<br>10                    | 4<br>1                           | 1<br>0                        | 6<br>2                           | 0<br>0                       | 1.50<br>0.333                    |                              |                                  |                               |                                  |                               |                                  |                              |                                 |  |                              |                                 |                              |                                  | 57<br>90                     | 1.50<br>0.333                    |                              |                                  |                              |                                  |                                  |                                    |                                  |        |
| Francisco Rodriguez, R<br>ERA: 2.81<br>(10, 1)  | 3.0<br>6                     | 0<br>0                           | 0<br>0                        | 0<br>2                           | 0<br>0                       | 0.00<br>0.000                    |                              |                                  |                               |                                  |                               |                                  |                              |                                 |  |                              |                                 |                              |                                  | 16<br>23                     | 0.00<br>0.000                    |                              |                                  |                              |                                  |                                  |                                    |                                  |        |
| Brendan Donnelly, R<br>ERA: 0.94<br>(12, 1)   | 1.1<br>9                     | 3<br>1                           | 1<br>0                        | 0<br>0                           | 0<br>3                       | 0.00<br>2.250                    |                              |                                  |                               |                                  |                               |                                  |                              |                                 |  |                              |                                 |                              |                                  | 13<br>33                     | 6.75<br>2.250                    |                              |                                  |                              |                                  |                                  |                                    |                                  |        |







| Batter   | 1   | 2                                | 3                             | 4                                | 5                            | 6                                | 7                             | 8                                | 9                             | AB                               | R                            | H                                | RBI                           | BB                               | SO                            | LOB                              | TOP                              |                                    |  |
|--|---|----------------------------------|-------------------------------|----------------------------------|------------------------------|----------------------------------|-------------------------------|----------------------------------|-------------------------------|----------------------------------|------------------------------|----------------------------------|-------------------------------|----------------------------------|-------------------------------|----------------------------------|----------------------------------|------------------------------------|--|
| David Eckstein, R (1, 6)<br>OBP: 0.327, SLG: 0.327     |   |                                  |                               |                                  |                              |                                  |                               |                                  |                               | 3                                | 0                            | 1                                | 0                             | 1                                | 1                             | 1                                |                                  |                                    |  |
| 9 Chone Figgins, S (1, 8)<br>OBP: 0.308, SLG: 0.300    |   |                                  |                               |                                  |                              |                                  |                               |                                  |                               | 3                                | 0                            | 1                                | 0                             | 1                                | 0                             | 0                                |                                  |                                    |  |
| 16 Garret Anderson, L (1, 7)<br>OBP: 0.345, SLG: 0.581 |   |                                  |                               |                                  |                              |                                  |                               |                                  |                               | 4                                | 0                            | 1                                | 0                             | 0                                | 0                             | 4                                |                                  |                                    |  |
| Scott Spiezio, S (1, 5)<br>OBP: 0.320, SLG: 0.431      |   |                                  |                               |                                  |                              |                                  |                               |                                  |                               | 4                                | 0                            | 1                                | 0                             | 0                                | 1                             | 4                                |                                  |                                    |  |
| 39 Robb Quinlan, R (1, 3)<br>OBP: 0.417, SLG: 0.477    |   |                                  |                               |                                  |                              |                                  |                               |                                  |                               | 3                                | 0                            | 1                                | 0                             | 1                                | 1                             | 2                                |                                  |                                    |  |
| Bengie Molina, R (1, 2)<br>OBP: 0.303, SLG: 0.442      |   |                                  |                               |                                  |                              |                                  |                               |                                  |                               | 4                                | 0                            | 0                                | 0                             | 0                                | 1                             | 4                                |                                  |                                    |  |
| Shawn Wooten, R (1, 10)<br>OBP: 0.316, SLG: 0.366      |   |                                  |                               |                                  |                              |                                  |                               |                                  |                               | 4                                | 0                            | 1                                | 0                             | 0                                | 2                             | 0                                |                                  |                                    |  |
| Adam Kennedy, L (1, 4)<br>OBP: 0.330, SLG: 0.390       |   |                                  |                               |                                  |                              |                                  |                               |                                  |                               | 4                                | 0                            | 1                                | 0                             | 0                                | 1                             | 1                                |                                  |                                    |  |
| Eric Owens, R (1, 9)<br>OBP: 0.246, SLG: 0.261         |   |                                  |                               |                                  |                              |                                  |                               |                                  |                               | 2                                | 1                            | 1                                | 0                             | 1                                | 0                             | 0                                |                                  |                                    |  |
| Jeff DaVanon, S (9, PH)<br>OBP: 0.343, SLG: 0.467      |   |                                  |                               |                                  |                              |                                  |                               |                                  |                               | 1                                | 0                            | 0                                | 0                             | 0                                | 1                             | 0                                |                                  |                                    |  |
| <b>Inning Stats</b>                                    | R: 0<br>E: 0<br>K: 2<br>S: 11                         | H: 0<br>LOB: 2<br>BB: 2<br>P: 21 | R: 0<br>E: 0<br>K: 2<br>S: 14 | H: 1<br>LOB: 0<br>BB: 0<br>P: 18 | R: 1<br>E: 0<br>K: 0<br>S: 7 | H: 2<br>LOB: 1<br>BB: 1<br>P: 14 | R: 0<br>E: 0<br>K: 1<br>S: 10 | H: 0<br>LOB: 0<br>BB: 0<br>P: 12 | R: 0<br>E: 0<br>K: 0<br>S: 14 | H: 1<br>LOB: 2<br>BB: 1<br>P: 19 | R: 0<br>E: 0<br>K: 0<br>S: 9 | H: 2<br>LOB: 1<br>BB: 0<br>P: 13 | R: 0<br>E: 0<br>K: 0<br>S: 13 | H: 2<br>LOB: 2<br>BB: 0<br>P: 21 | R: 0<br>E: 0<br>K: 1<br>S: 11 | H: 0<br>LOB: 0<br>BB: 0<br>P: 15 | 1B: 8<br>2B: 0<br>3B: 0<br>HR: 0 | SF: 0<br>SAC: 0<br>DP: 2<br>HBP: 0 | WP: 0<br>PA: 37<br>PB: 0<br>SB: 0<br>CS: 1 |
| <b>PITCHER</b>   | IP WLS BF H R ER SO BB IBB HBP BLK WP HR S P ERA WHIP |                                  |                               |                                  |                              |                                  |                               |                                  |                               |                                  |                              |                                  |                               |                                  |                               |                                  |                                  |                                    |  |
| CC Sabathia, L (1, 1)<br>ERA: 3.48                     | 5.2 W 23 4 1 1 7 4 0 0 0 0 0 0 64 94 1.59 1.412       |                                  |                               |                                  |                              |                                  |                               |                                  |                               |                                  |                              |                                  |                               |                                  |                               |                                  |                                  |                                    |  |
| Jack Cressend, R (6, 1)<br>ERA: 0.84                   | 2.0 H 9 4 0 0 0 0 0 0 0 0 0 0 22 34 0.00 2.000        |                                  |                               |                                  |                              |                                  |                               |                                  |                               |                                  |                              |                                  |                               |                                  |                               |                                  |                                  |                                    |  |
| 63 Rafael Betancourt, R (8, 1)<br>ERA: 1.58            | 1.1 S 4 0 0 0 1 0 0 0 0 0 0 0 0 13 17 0.00 0.000      |                                  |                               |                                  |                              |                                  |                               |                                  |                               |                                  |                              |                                  |                               |                                  |                               |                                  |                                  |                                    |  |

Anaheim Angels @ Cleveland Indians  
Jacobs Field, Cleveland, OH  
Sun Aug 10 2003, 1:05 PM EDT  
Att: 23,576 - Cloudy - 73 F

AB 32  
R 1  
H 8  
RBI 0  
BB 4  
SO 8  
LOB 16



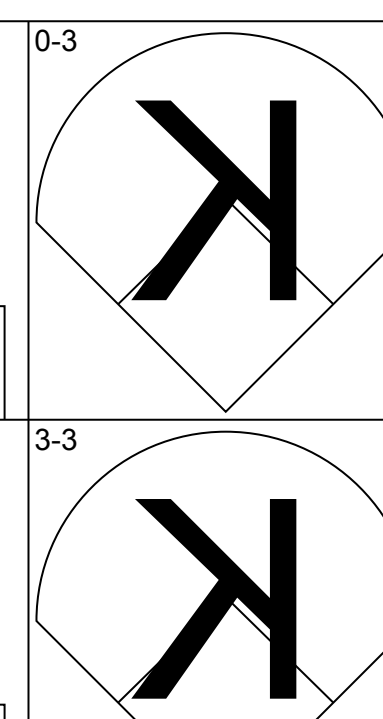
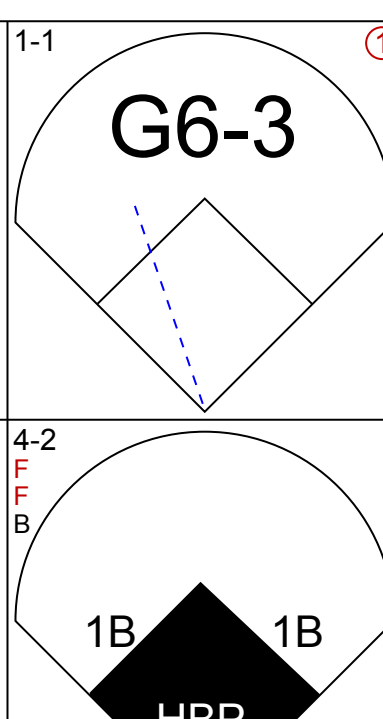
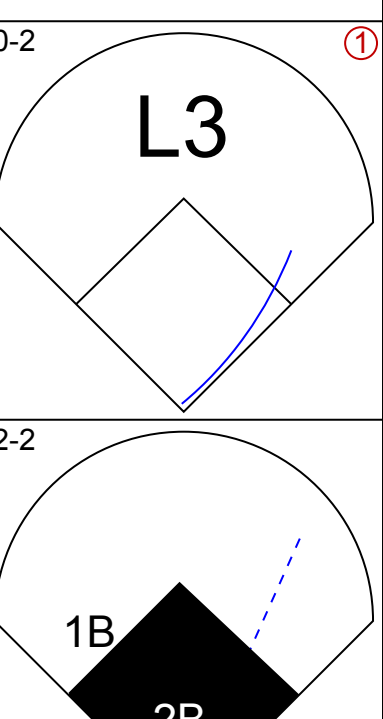
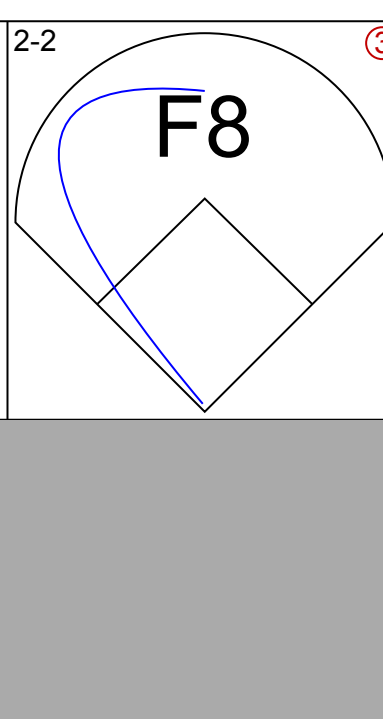
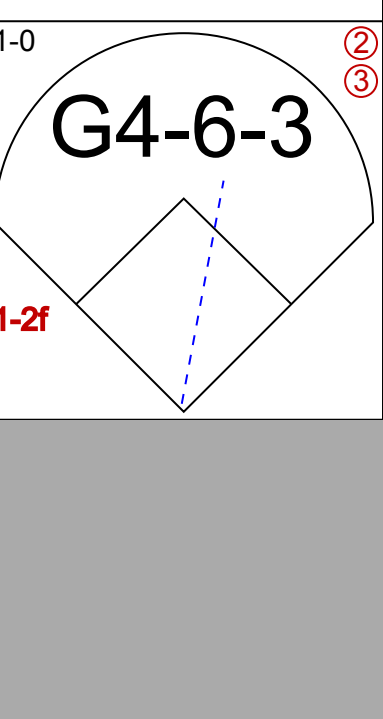
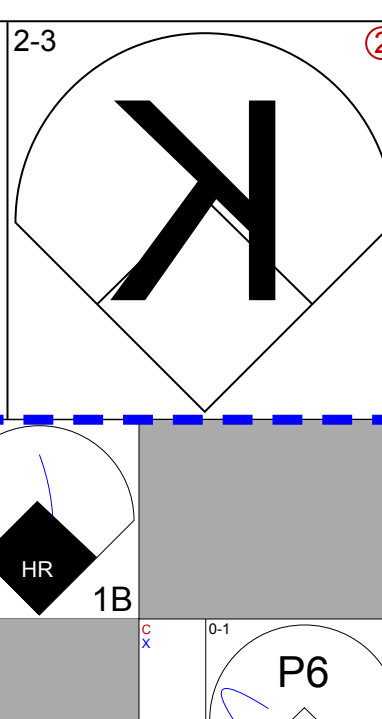
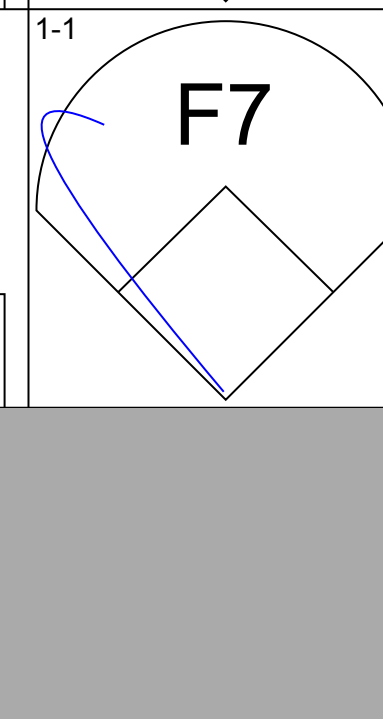
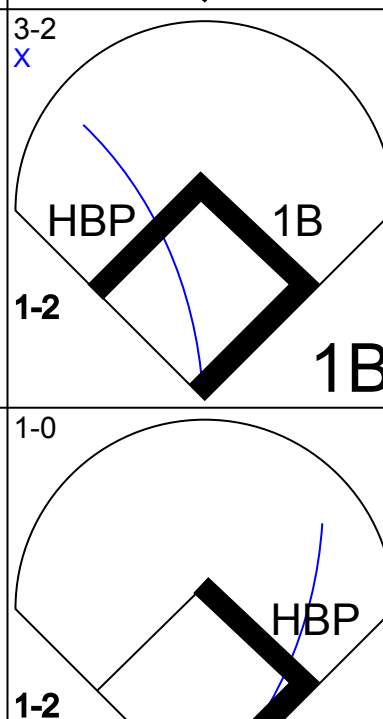
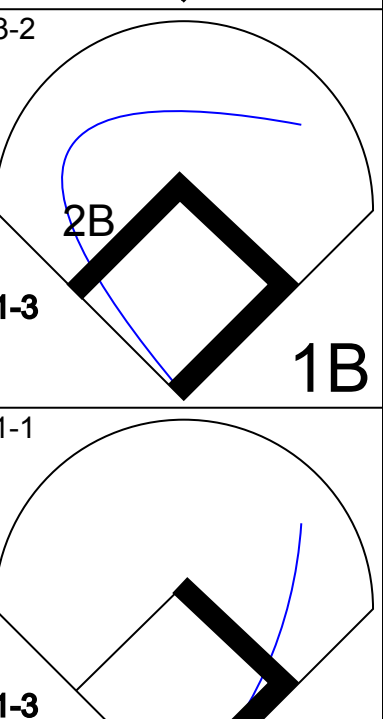

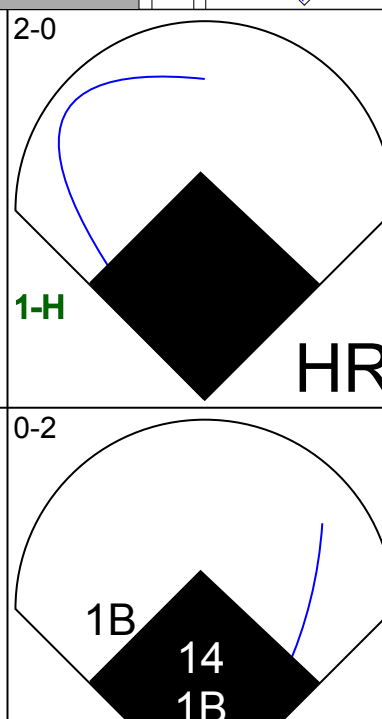

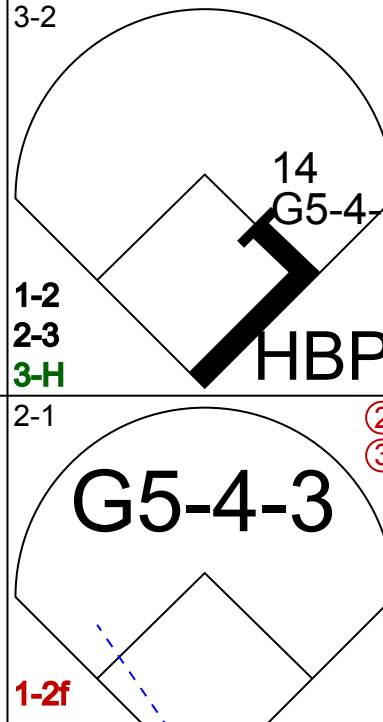
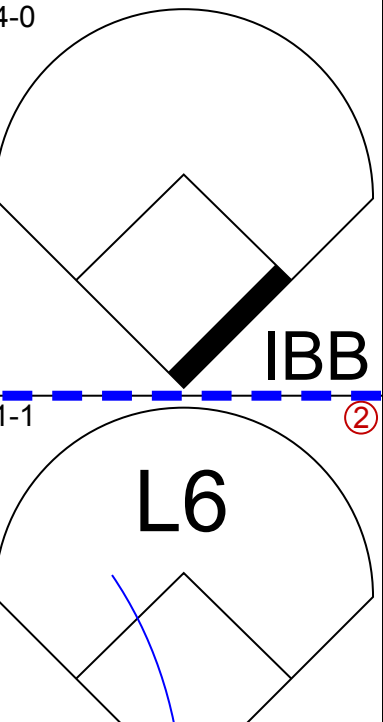

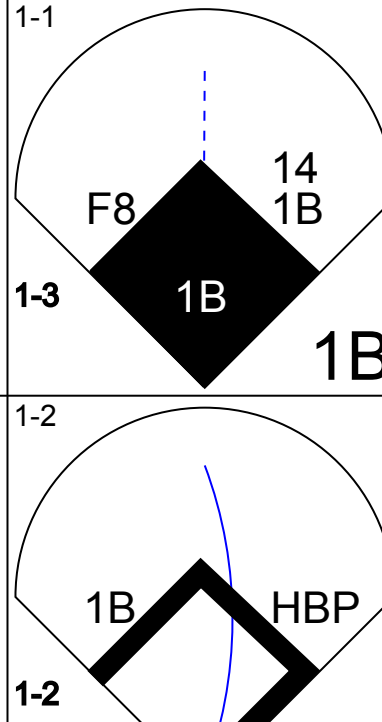
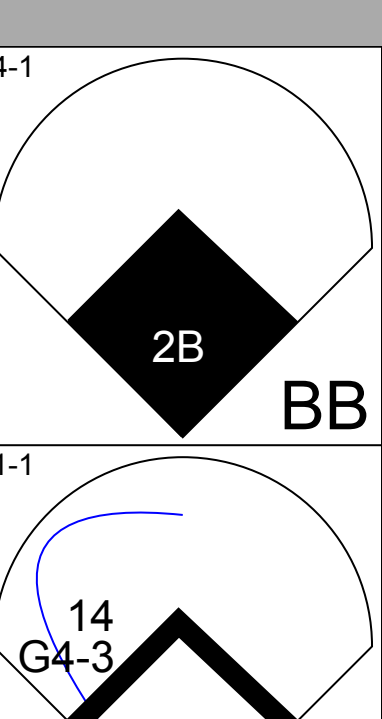
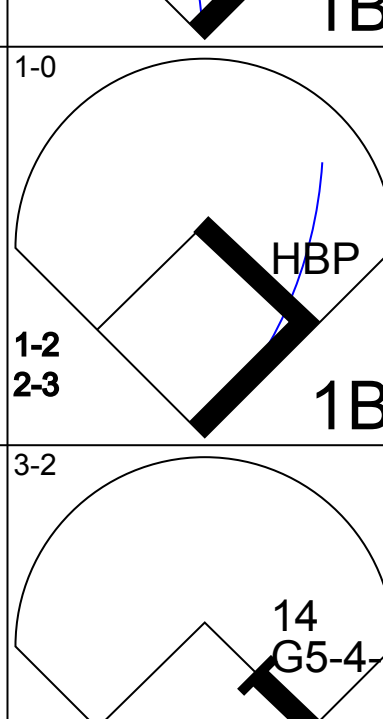
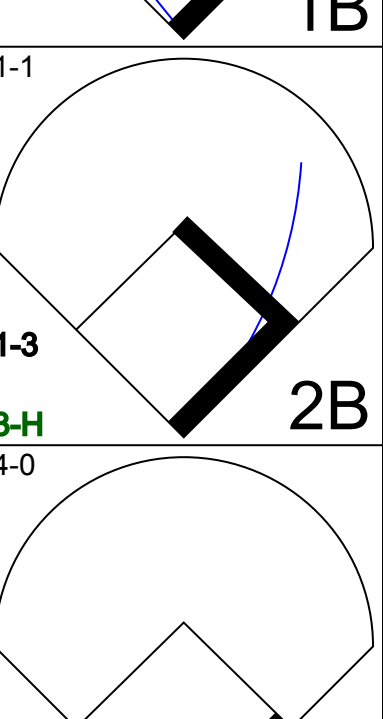

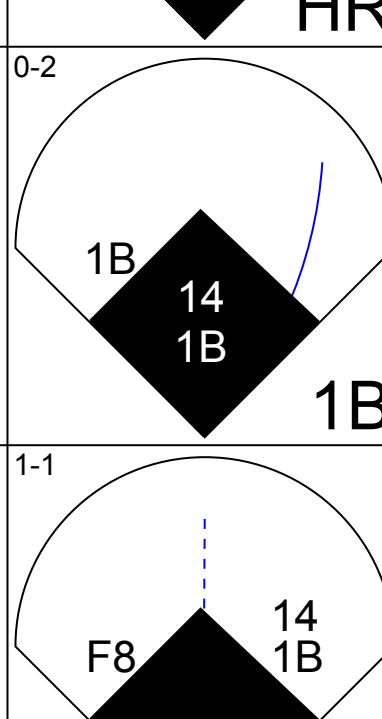
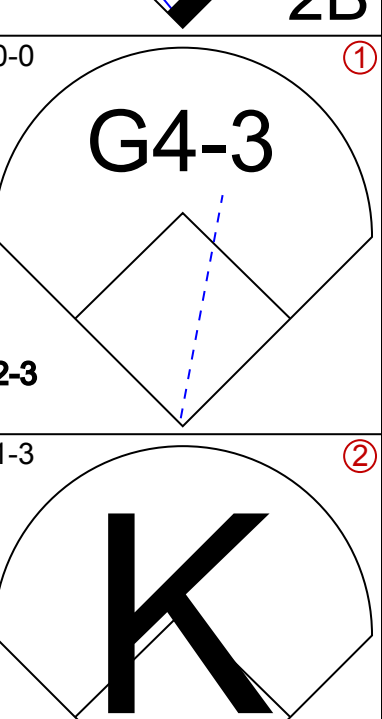
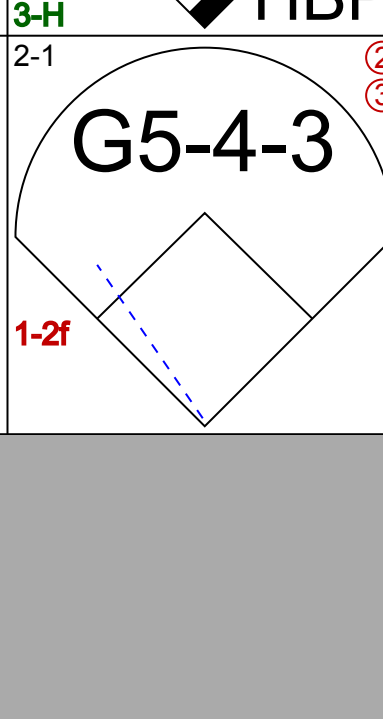
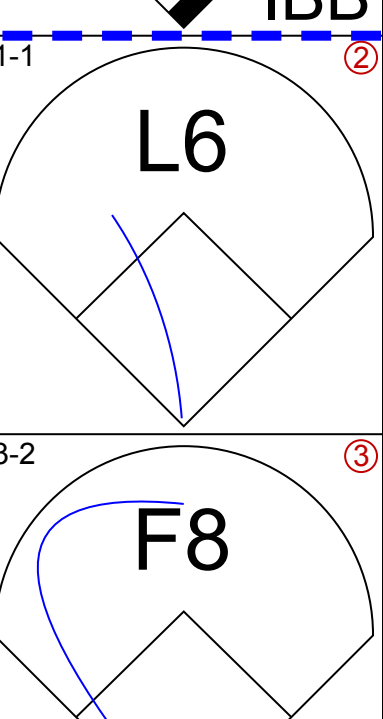

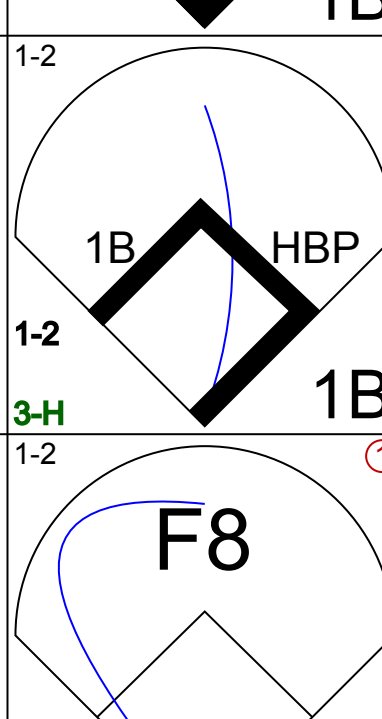
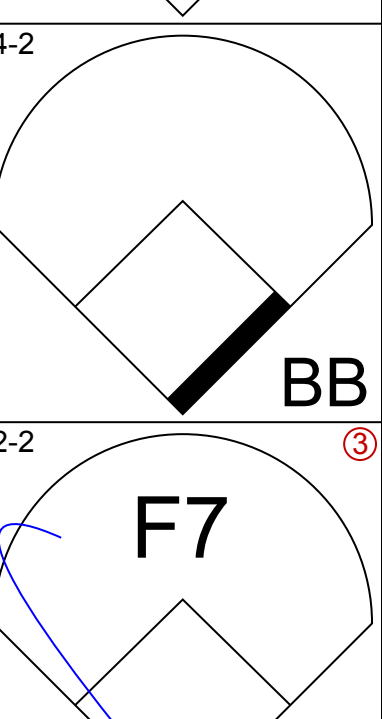


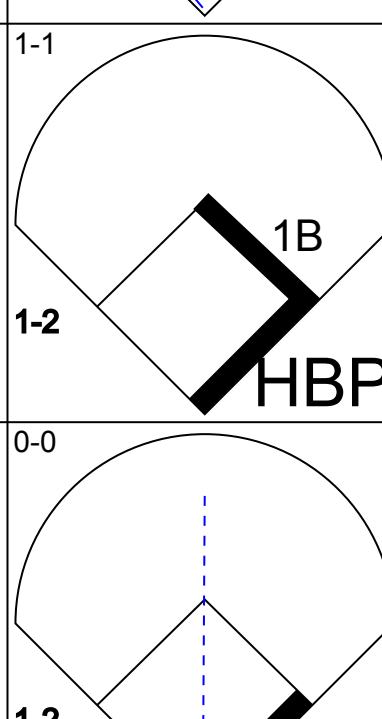
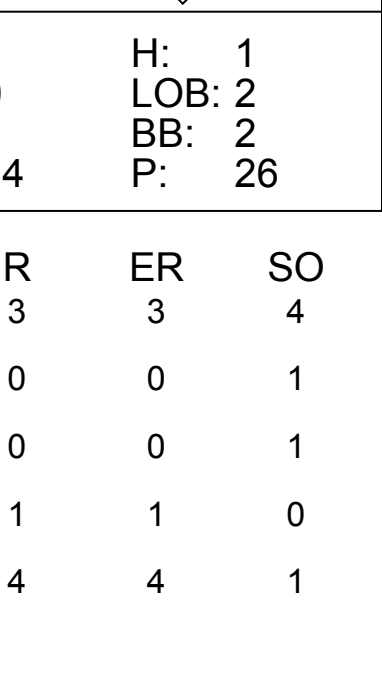
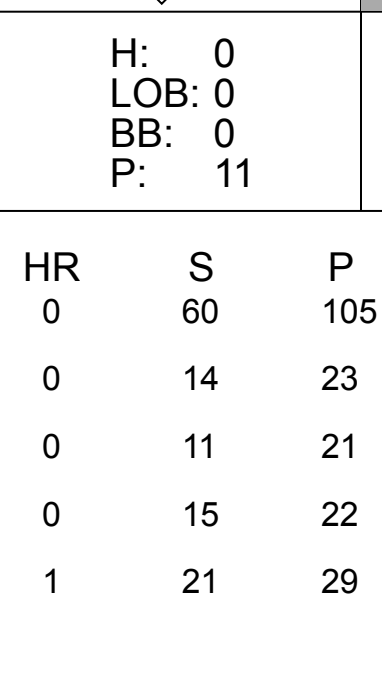
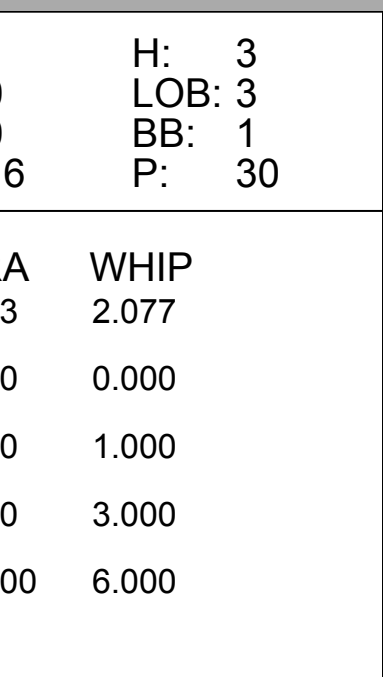
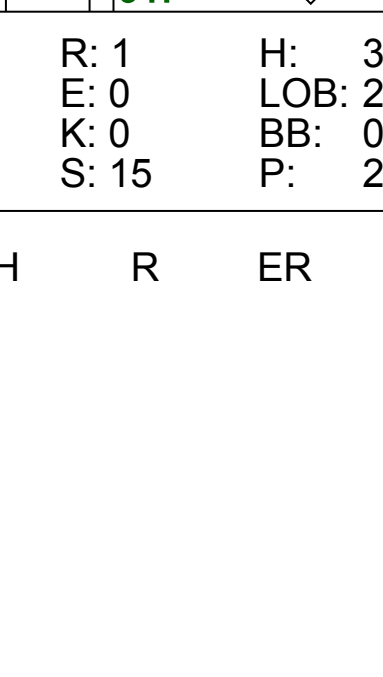

| Batter  | 1   | 2                                | 3                            | 4                                | 5                             | 6                                | 7                             | 8                                | 9                            | AB                              | R                            | H                                | RBI                          | BB                              | SO                           | LOB                              | BOTTOM                           |                                    |  |
|---|---|----------------------------------|------------------------------|----------------------------------|-------------------------------|----------------------------------|-------------------------------|----------------------------------|------------------------------|---------------------------------|------------------------------|----------------------------------|------------------------------|---------------------------------|------------------------------|----------------------------------|----------------------------------|------------------------------------|--|
| Coco Crisp, S (1, 8)<br>OBP: 0.317, SLG: 0.378        |   |                                  |                              |                                  |                               |                                  |                               |                                  |                              | 4                               | 1                            | 0                                | 0                            | 0                               | 1                            | 3                                |                                  |                                    |  |
| 56 Angel Santos, S (1, 4)<br>OBP: 0.291, SLG: 0.591   |   |                                  |                              |                                  |                               |                                  |                               |                                  |                              | 3                               | 0                            | 0                                | 1                            | 1                               | 1                            | 2                                |                                  |                                    |  |
| Jody Gerut, L (1, 9)<br>OBP: 0.320, SLG: 0.479        |   |                                  |                              |                                  |                               |                                  |                               |                                  |                              | 4                               | 0                            | 2                                | 2                            | 0                               | 1                            | 1                                |                                  |                                    |  |
| Ben Broussard, L (1, 3)<br>OBP: 0.318, SLG: 0.434     |   |                                  |                              |                                  |                               |                                  |                               |                                  |                              | 3                               | 0                            | 0                                | 0                            | 0                               | 0                            | 2                                |                                  |                                    |  |
| Ryan Ludwick, R (1, 7)<br>OBP: 0.271, SLG: 0.372      |   |                                  |                              |                                  |                               |                                  |                               |                                  |                              | 2                               | 0                            | 0                                | 0                            | 1                               | 1                            | 0                                |                                  |                                    |  |
| 48 Travis Hafner, L (1, 10)<br>OBP: 0.304, SLG: 0.452 |   |                                  |                              |                                  |                               |                                  |                               |                                  |                              | 3                               | 0                            | 0                                | 0                            | 0                               | 1                            | 1                                |                                  |                                    |  |
| Tim Laker, R (1, 2)<br>OBP: 0.286, SLG: 0.391         |   |                                  |                              |                                  |                               |                                  |                               |                                  |                              | 2                               | 0                            | 1                                | 0                            | 1                               | 0                            | 0                                |                                  |                                    |  |
| 2 Jhonny Peralta, R (1, 5)<br>OBP: 0.270, SLG: 0.328  |   |                                  |                              |                                  |                               |                                  |                               |                                  |                              | 2                               | 1                            | 1                                | 0                            | 0                               | 1                            | 1                                |                                  |                                    |  |
| Casey Blake, R (9, 5)<br>OBP: 0.318, SLG: 0.426       |   |                                  |                              |                                  |                               |                                  |                               |                                  |                              | 0                               | 0                            | 0                                | 0                            | 0                               | 0                            | 0                                |                                  |                                    |  |
| John McDonald, R (1, 6)<br>OBP: 0.260, SLG: 0.292     |   |                                  |                              |                                  |                               |                                  |                               |                                  |                              | 2                               | 1                            | 0                                | 0                            | 0                               | 1                            | 1                                |                                  |                                    |  |
| <b>Inning Stats</b>                                   | R: 0<br>E: 0<br>K: 2<br>S: 9                          | H: 0<br>LOB: 0<br>BB: 0<br>P: 11 | R: 0<br>E: 0<br>K: 1<br>S: 7 | H: 0<br>LOB: 0<br>BB: 0<br>P: 13 | R: 3<br>E: 1<br>K: 0<br>S: 13 | H: 1<br>LOB: 1<br>BB: 1<br>P: 26 | R: 0<br>E: 0<br>K: 2<br>S: 11 | H: 1<br>LOB: 1<br>BB: 0<br>P: 18 | R: 0<br>E: 0<br>K: 1<br>S: 6 | H: 0<br>LOB: 0<br>BB: 0<br>P: 8 | R: 0<br>E: 0<br>K: 0<br>S: 8 | H: 1<br>LOB: 1<br>BB: 1<br>P: 16 | R: 0<br>E: 0<br>K: 0<br>S: 5 | H: 1<br>LOB: 0<br>BB: 0<br>P: 7 | R: 0<br>E: 0<br>K: 1<br>S: 8 | H: 0<br>LOB: 0<br>BB: 1<br>P: 16 | 1B: 2<br>2B: 3<br>3B: 0<br>HR: 0 | SF: 0<br>SAC: 1<br>DP: 1<br>HBP: 1 | WP: 0<br>PA: 31<br>PB: 0<br>SB: 0<br>CS: 1 |
| <b>PITCHER</b>  | IP WLS BF H R ER SO BB IBB HBP BLK WP HR S P ERA WHIP |                                  |                              |                                  |                               |                                  |                               |                                  |                              |                                 |                              |                                  |                              |                                 |                              |                                  |                                  |                                    |  |
| 41 John Lackey, R (1, 1)<br>ERA: 5.34                 | 7.0 L 27 4 3 0 6 2 0 0 1 0 0 0 8 16 0.00 0.857        |                                  |                              |                                  |                               |                                  |                               |                                  |                              |                                 |                              |                                  |                              |                                 |                              |                                  |                                  |                                    |  |
| Gary Glover, R (8, 1)<br>ERA: 4.43                    | 1.0 3 0 0 0 1 1 0 0 0 0 0 0 8 16 0.00 1.000           |                                  |                              |                                  |                               |                                  |                               |                                  |                              |                                 |                              |                                  |                              |                                 |                              |                                  |                                  |                                    |  |

Anaheim Angels @ Cleveland Indians  
Jacobs Field, Cleveland, OH  
Sun Aug 10 2003, 1:05 PM EDT  
Att: 23,576 - Cloudy - 73 F

AB 25  
R 3  
H 4  
RBI 3  
BB 3  
SO 7  
LOB 11



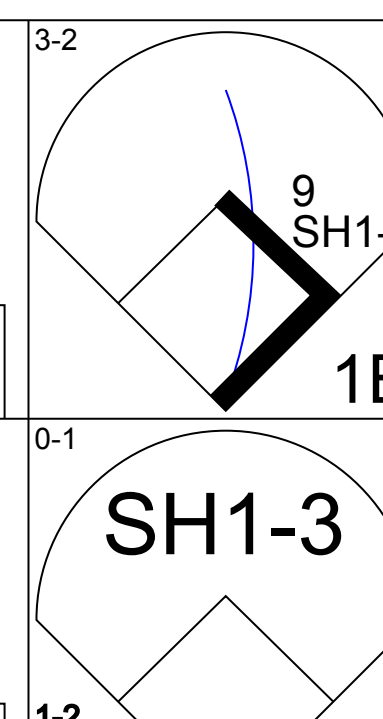
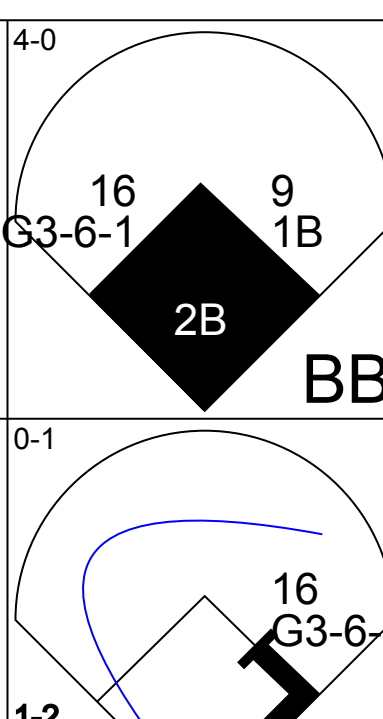
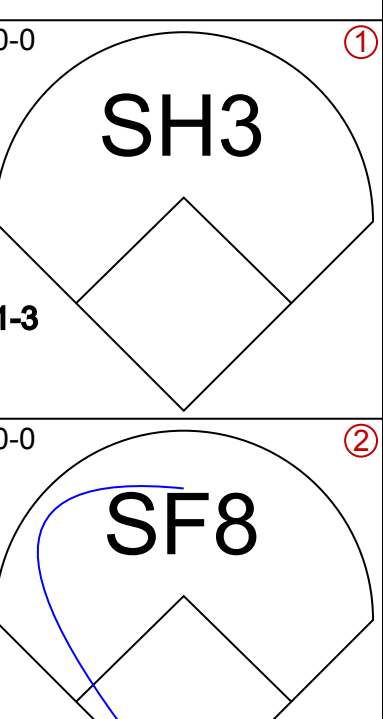
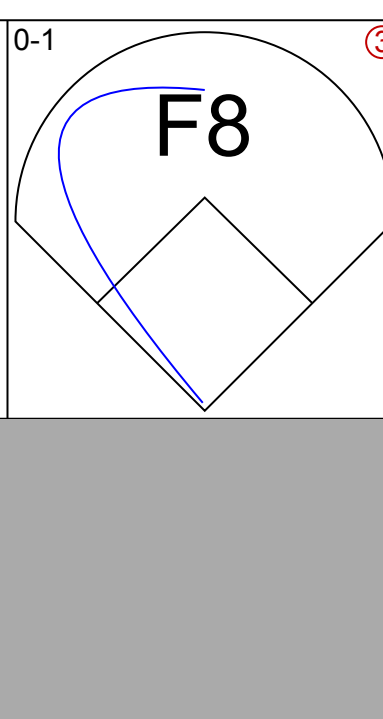

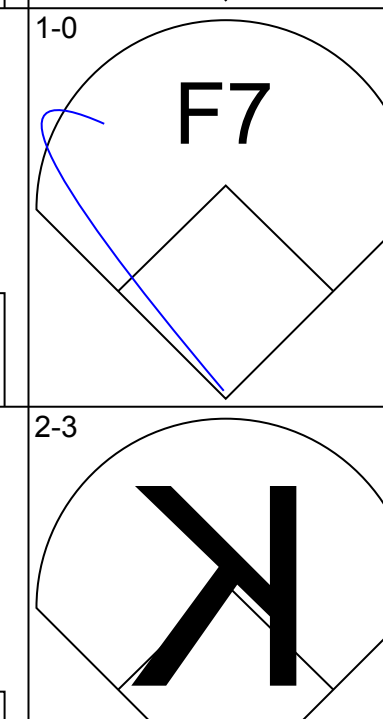
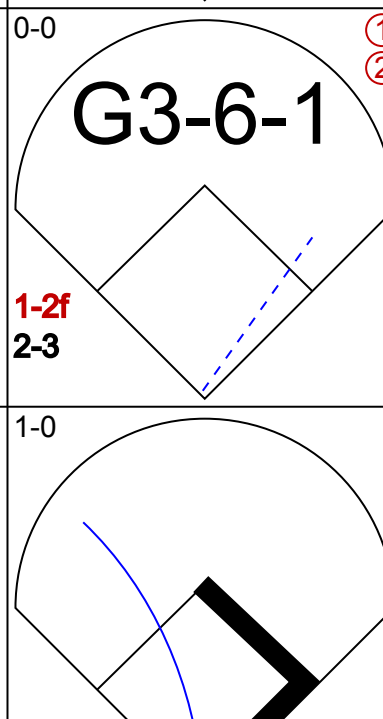

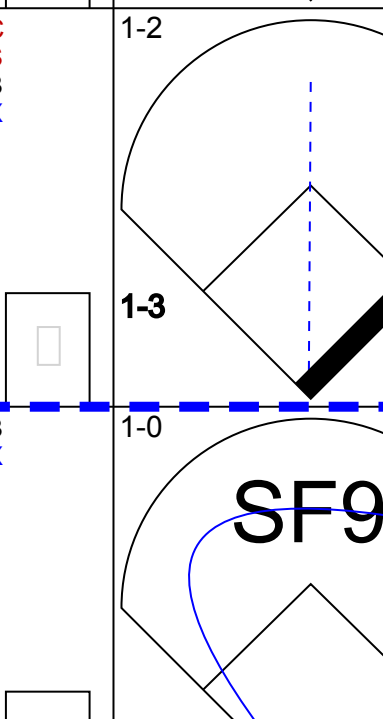

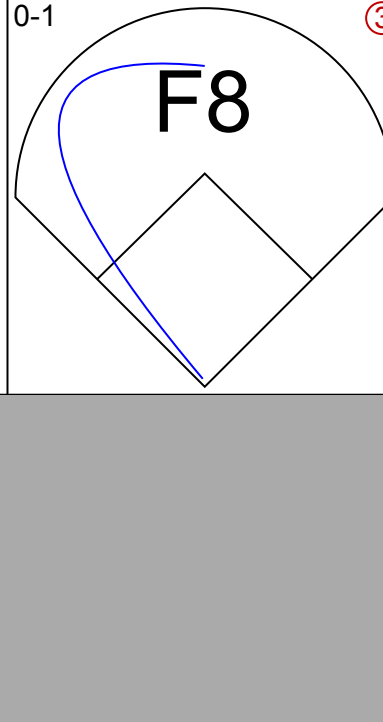

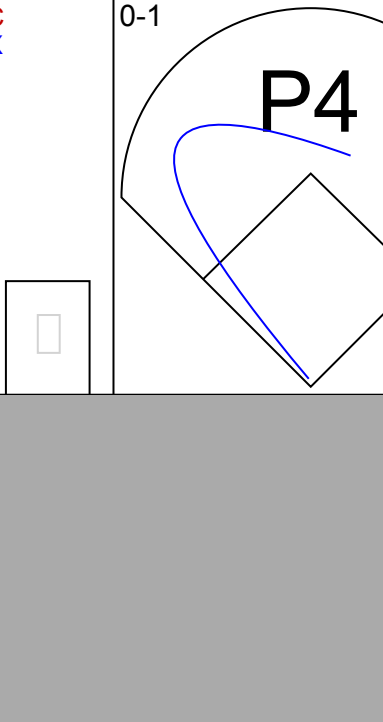



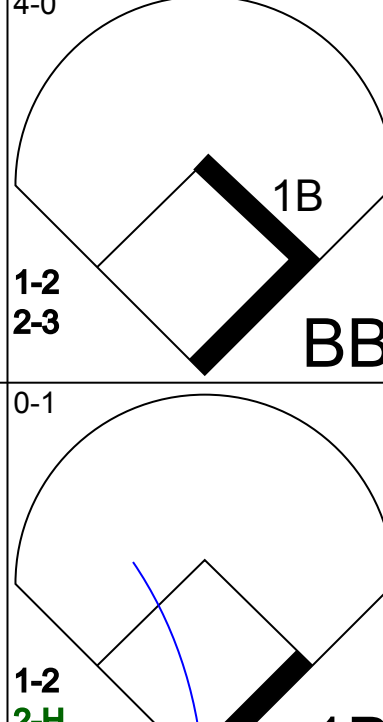

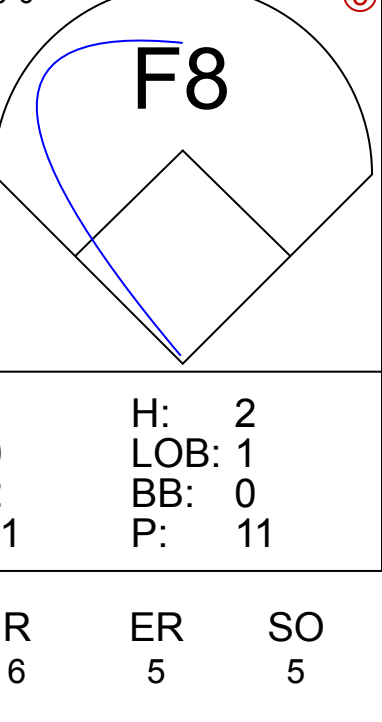

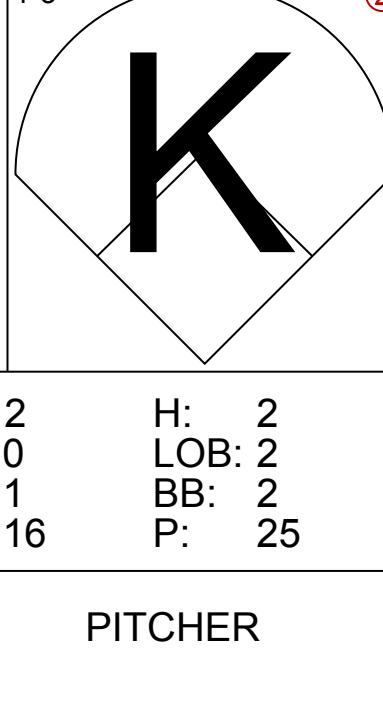
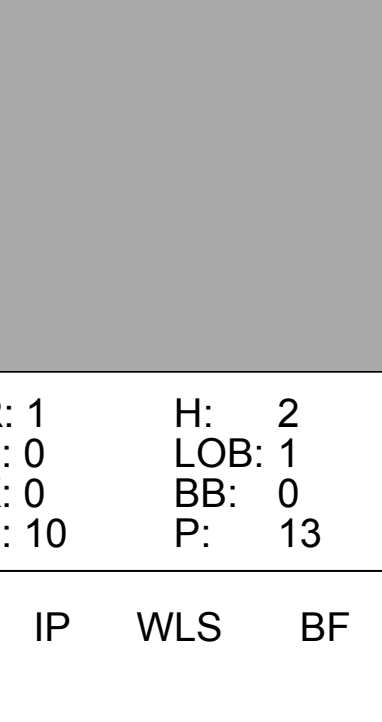







| Batter  | 1   | 2   | 3  | 4                                | 5                             | 6   | 7  | 8                                | 9   | AB  | R   | H                                | RBI                           | BB                               | SO                            | LOB                              | TOP                           |                                  |                                   |                                    |                                  |        |
|---|---|---|--|----------------------------------|-------------------------------|---|--|----------------------------------|---|---|---|----------------------------------|-------------------------------|----------------------------------|-------------------------------|----------------------------------|-------------------------------|----------------------------------|-----------------------------------|------------------------------------|----------------------------------|--------|
| <b>Roberto Alomar, S</b><br>OBP: 0.349, SLG: 0.354<br>(1, 4)  |   |   |    |                                  |                               |    |    |                                  |   |     | 6   | 0                                | 0                             | 0                                | 0                             | 2                                | 5                             |                                  |                                   |                                    |                                  |        |
| <b>Carlos Lee, R</b><br>OBP: 0.326, SLG: 0.501<br>(1, 7)      |  |   |   |                                  |                               |   |  |                                  |  |    | 5   | 3                                | 2                             | 0                                | 1                             | 1                                | 3                             |                                  |                                   |                                    |                                  |        |
| <b>Frank Thomas, R</b><br>OBP: 0.392, SLG: 0.547<br>(1, 10)   |  |   |   |                                  |                               |   |  |                                  |  |    | 5   | 1                                | 3                             | 2                                | 0                             | 1                                | 0                             |                                  |                                   |                                    |                                  |        |
| <b>Magglio Ordonez, R</b><br>OBP: 0.388, SLG: 0.560<br>(1, 9) |   |    |   |                                  |                               |   |  |                                  |  |    | 3   | 2                                | 3                             | 1                                | 2                             | 0                                | 0                             |                                  |                                   |                                    |                                  |        |
| <b>Carl Everett, S</b><br>OBP: 0.361, SLG: 0.510<br>(1, 8)    |   |    |   |                                  |                               |   |  |                                  |  |    | 3   | 1                                | 2                             | 2                                | 1                             | 0                                | 1                             |                                  |                                   |                                    |                                  |        |
| <b>14 Paul Konerko, R</b><br>OBP: 0.292, SLG: 0.391<br>(1, 3) |   |   |  |                                  |                               |  |  |                                  |   |   | 5   | 1                                | 2                             | 1                                | 0                             | 0                                | 7                             |                                  |                                   |                                    |                                  |        |
| <b>Jose Valentin, S</b><br>OBP: 0.318, SLG: 0.439<br>(1, 6)   |   |  |  |                                  |                               |  |  |                                  |   |  |  | 5                                | 0                             | 1                                | 0                             | 0                                | 1                             | 6                                |                                   |                                    |                                  |        |
| <b>24 Joe Crede, R</b><br>OBP: 0.294, SLG: 0.378<br>(8, PR)   |   |   |  |                                  |                               |   |  |                                  |   |   |   |                                  |                               |                                  |                               |                                  |                               |                                  |                                   |                                    |                                  |        |
| <b>Willie Harris, L</b><br>OBP: 0.244, SLG: 0.226<br>(8, S)   |   |   |  |                                  |                               |   |  |                                  |   |   |   |                                  |                               |                                  |                               |                                  |                               |                                  |                                   |                                    |                                  |        |
| <b>Tony Graffanino, R</b><br>OBP: 0.348, SLG: 0.466<br>(8, S) |   |   |  |                                  |                               |   |  |                                  |   |   |   |                                  |                               |                                  |                               |                                  |                               |                                  |                                   |                                    |                                  |        |
| <b>Miguel Olivo, R</b><br>OBP: 0.284, SLG: 0.360<br>(8, PH)   |   |   |  |                                  |                               |   |  |                                  |   |   |   |                                  |                               |                                  |                               |                                  |                               |                                  |                                   |                                    |                                  |        |
| <b>Brian Daubach, L</b><br>OBP: 0.359, SLG: 0.388<br>(8, 2)   |   |   |  |                                  |                               |   |  |                                  |   |   |   |                                  |                               |                                  |                               |                                  |                               |                                  |                                   |                                    |                                  |        |
| <b>Jamie Burke, R</b><br>OBP: 0.667, SLG: 0.667<br>(8, 2)     |   |   |  |                                  |                               |   |  |                                  |   |   |   |                                  |                               |                                  |                               |                                  |                               |                                  |                                   |                                    |                                  |        |
| <b>Inning Stats</b>   | R: 0<br>E: 0<br>K: 2<br>S: 8  | H: 0<br>LOB: 0<br>BB: 0<br>P: 12  | R: 1<br>E: 0<br>K: 1<br>S: 14  | H: 1<br>LOB: 2<br>BB: 2<br>P: 26 | R: 1<br>E: 0<br>K: 0<br>S: 21 | H: 2<br>LOB: 0<br>BB: 1<br>P: 35  | R: 0<br>E: 0<br>K: 1<br>S: 6   | H: 0<br>LOB: 0<br>BB: 0<br>P: 11 | R: 1<br>E: 0<br>K: 0<br>S: 16   | H: 3<br>LOB: 3<br>BB: 1<br>P: 30  | R: 0<br>E: 0<br>K: 1<br>S: 9  | H: 0<br>LOB: 0<br>BB: 0<br>P: 14 | R: 0<br>E: 0<br>K: 1<br>S: 11 | H: 0<br>LOB: 1<br>BB: 1<br>P: 21 | R: 1<br>E: 0<br>K: 0<br>S: 15 | H: 3<br>LOB: 2<br>BB: 0<br>P: 22 | R: 4<br>E: 0<br>K: 1<br>S: 21 | H: 6<br>LOB: 3<br>BB: 0<br>P: 29 | 1B: 12<br>2B: 2<br>3B: 0<br>HR: 1 | SF: 1<br>SAC: 0<br>DP: 2<br>HBP: 2 | WP: 0<br>PB: 0<br>SB: 0<br>CS: 0 | PA: 47 |
| <b>PITCHER</b>  | IP  | WLS   | BF   | H                                | R                             | ER  | SO   | BB                               | IBB   | HBP   | BLK   | WP                               | HR                            | S                                | P                             | ERA                              | WHIP                          |                                  |                                   |                                    |                                  |        |
| <b>Aaron Sele, R</b><br>ERA: 4.96<br>(1, 1)                   | 4.1   |   | 23   | 6                                | 3                             | 3   | 4  | 3                                | 1   | 1   | 0   | 0                                | 0                             | 60                               | 105                           | 6.23                             | 2.077                         |                                  |                                   |                                    |                                  |        |
| <b>Ben Weber, R</b><br>ERA: 2.88<br>(5, 1)                    | 1.2   | W   | 5  | 0                                | 0                             | 0   | 1  | 0                                | 0   | 0   | 0   | 0                                | 0                             | 14                               | 23                            | 0.00                             | 0.000                         |                                  |                                   |                                    |                                  |        |
| <b>Greg Jones, R</b><br>ERA:<br>(7, 1)                        | 1.0   | H   | 4  | 0                                | 0                             | 0   | 1  | 1                                | 0   | 0   | 0   | 0                                | 0                             | 11                               | 21                            | 0.00                             | 1.000                         |                                  |                                   |                                    |                                  |        |
| <b>Brendan Donnelly, R</b><br>ERA: 1.07<br>(8, 1)             | 1.0   | H   | 5  | 3                                | 1                             | 1   | 0  | 0                                | 0   | 0   | 0   | 0                                | 0                             | 15                               | 22                            | 9.00                             | 3.000                         |                                  |                                   |                                    |                                  |        |
| <b>Troy Percival, R</b><br>ERA: 3.75<br>(9, 1)                | 1.0   |   | 10   | 6                                | 4                             | 4   | 1  | 0                                | 0   | 1   | 0   | 0                                | 1                             | 21                               | 29                            | 36.00                            | 6.000                         |                                  |                                   |                                    |                                  |        |

Chicago White Sox @ Anaheim Angels  
Edison International Field, Anaheim, CA  
Mon Aug 11 2003, 10:05 PM EDT  
Att: 35,889 - Overcast - 84 F

|     |    |
|-----|----|
| AB  | 39 |
| R   | 8  |
| H   | 15 |
| RBI | 8  |
| BB  | 5  |
| SO  | 7  |
| LOB | 24 |



| Batter   | 1   | 2   | 3   | 4                                | 5                            | 6  | 7   | 8   | 9   | AB  | R                             | H                                | RBI                           | BB                               | SO                            | LOB                              | BOTTOM                            |                                    |                                  |        |  |
|--|---|---|---|----------------------------------|------------------------------|--|---|---|---|---|-------------------------------|----------------------------------|-------------------------------|----------------------------------|-------------------------------|----------------------------------|-----------------------------------|------------------------------------|----------------------------------|--------|--|
| <b>David Eckstein, R</b><br>OBP: 0.329, SLG: 0.328<br>(1, 6)     |  |   |  |                                  |                              |  |  |   |  | 2   | 1                             | 1                                | 0                             | 1                                | 0                             | 2                                |                                   |                                    |                                  |        |  |
| <b>9 Chone Figgins, S</b><br>OBP: 0.333, SLG: 0.333<br>(1, 8)    |  |   |  |                                  |                              |  |   |   |  | 3   | 2                             | 3                                | 3                             | 0                                | 0                             | 0                                |                                   |                                    |                                  |        |  |
| <b>16 Garret Anderson, L</b><br>OBP: 0.345, SLG: 0.579<br>(1, 7) |  |   |  |                                  |                              |  |   |   |  | 5   | 0                             | 2                                | 0                             | 0                                | 1                             | 3                                |                                   |                                    |                                  |        |  |
| <b>Tim Salmon, R</b><br>OBP: 0.367, SLG: 0.469<br>(1, 10)        |  |   |  |                                  |                              |  |  |   |  | 4   | 0                             | 1                                | 2                             | 0                                | 1                             | 2                                |                                   |                                    |                                  |        |  |
| <b>Scott Spiezio, S</b><br>OBP: 0.319, SLG: 0.430<br>(1, 5)      |   |  |  |                                  |                              |  |  |  |  | 5   | 1                             | 1                                | 0                             | 0                                | 1                             | 3                                |                                   |                                    |                                  |        |  |
| <b>39 Robb Quinlan, R</b><br>OBP: 0.404, SLG: 0.447<br>(1, 3)    |   |  |   |                                  |                              |   |   |   |  |  | 3                             | 1                                | 0                             | 0                                | 1                             | 1                                |                                   |                                    |                                  |        |  |
| <b>Jeff DaVanon, S</b><br>OBP: 0.349, SLG: 0.474<br>(1, 9)       |   |  |   |                                  |                              |   |   |   |  |  | 3                             | 2                                | 2                             | 0                                | 1                             | 0                                |                                   |                                    |                                  |        |  |
| <b>Bengie Molina, R</b><br>OBP: 0.308, SLG: 0.449<br>(1, 2)      |   |  |   |                                  |                              |   |   |   |  |  | 4                             | 1                                | 3                             | 4                                | 0                             | 0                                |                                   |                                    |                                  |        |  |
| <b>Adam Kennedy, L</b><br>OBP: 0.332, SLG: 0.390<br>(1, 4)       |   |  |   |                                  |                              |  |  |   |  | 3   | 2                             | 1                                | 0                             | 1                                | 1                             | 3                                |                                   |                                    |                                  |        |  |
| <b>Inning Stats</b>  | R: 0<br>E: 0<br>K: 1<br>S: 10   | H: 1<br>LOB: 1<br>BB: 0<br>P: 16  | R: 1<br>E: 0<br>K: 2<br>S: 11   | H: 2<br>LOB: 0<br>BB: 0<br>P: 11 | R: 1<br>E: 0<br>K: 0<br>S: 6 | H: 2<br>LOB: 1<br>BB: 1<br>P: 11   | R: 0<br>E: 0<br>K: 0<br>S: 5  | H: 0<br>LOB: 0<br>BB: 0<br>P: 7   | R: 1<br>E: 1<br>K: 1<br>S: 8  | H: 1<br>LOB: 0<br>BB: 0<br>P: 12  | R: 2<br>E: 0<br>K: 1<br>S: 16 | H: 2<br>LOB: 2<br>BB: 2<br>P: 25 | R: 1<br>E: 0<br>K: 0<br>S: 10 | H: 2<br>LOB: 1<br>BB: 0<br>P: 13 | R: 4<br>E: 0<br>K: 0<br>S: 19 | H: 4<br>LOB: 1<br>BB: 1<br>P: 28 | 1B: 10<br>2B: 4<br>3B: 0<br>HR: 0 | SF: 2<br>SAC: 3<br>DP: 1<br>HBP: 0 | WP: 1<br>PB: 0<br>SB: 0<br>CS: 0 | PA: 41 |  |
| <b>PITCHER</b>   | IP  | WLS   | BF  | H                                | R                            | ER   | SO  | BB  | IBB   | HBP   | BLK                           | WP                               | HR                            | S                                | P                             | ERA                              | WHIP                              |                                    |                                  |        |  |
| <b>Bartolo Colon, R</b><br>ERA: 3.98<br>(1, 1)                   | 7.0   | L   | 33  | 10                               | 6                            | 5  | 5   | 3   | 0   | 0   | 0                             | 0                                | 0                             | 66                               | 95                            | 6.43                             | 1.857                             |                                    |                                  |        |  |
| <b>Scott Schoeneweis, L</b><br>ERA: 5.32<br>(8, 1)               | 0.1   |   | 6   | 4                                | 4                            | 4  | 0   | 1   | 0   | 0   | 0                             | 0                                | 0                             | 16                               | 24                            | 108.00                           | 15.000                            |                                    |                                  |        |  |
| <b>Billy Koch, R</b><br>ERA: 5.56<br>(8, 1)                      | 0.2   |   | 2   | 0                                | 0                            | 0  | 0   | 0   | 0   | 0   | 0                             | 0                                | 0                             | 3                                | 4                             | 0.00                             | 0.000                             |                                    |                                  |        |  |

Chicago White Sox @ Anaheim Angels  
Edison International Field, Anaheim, CA  
Mon Aug 11 2003, 10:05 PM EDT  
Att: 35,889 - Overcast - 84 F

|     |    |
|-----|----|
| AB  | 32 |
| R   | 10 |
| H   | 14 |
| RBI | 9  |
| BB  | 4  |
| SO  | 5  |
| LOB | 14 |





| Batter  | 1   | 2   | 3                             | 4                                | 5                            | 6                                | 7                             | 8                                | 9                             | AB                               | R                             | H                                | RBI                           | BB                               | SO                           | LOB                              | TOP   |                               |                                  |                                   |                                    |                                  |
|---|---|---|-------------------------------|----------------------------------|------------------------------|----------------------------------|-------------------------------|----------------------------------|-------------------------------|----------------------------------|-------------------------------|----------------------------------|-------------------------------|----------------------------------|------------------------------|----------------------------------|---|-------------------------------|----------------------------------|-----------------------------------|------------------------------------|----------------------------------|
| Roberto Alomar, S (1.4)<br>OBP: 0.347, SLG: 0.352<br>Tony Graffanino, R (7.4)<br>OBP: 0.351, SLG: 0.469 |   |   |                               |                                  |                              |                                  |                               |                                  |                               | 4                                | 2                             | 1                                | 1                             | 0                                | 1                            | 2                                | Chicago White Sox @ Anaheim Angels<br>Edison International Field, Anaheim, CA<br>Tue Aug 12 2003, 10:05 PM EDT<br>Att: 36,458 - Overcast - 88 F |                               |                                  |                                   |                                    |                                  |
| Carlos Lee, R (1.7)<br>OBP: 0.329, SLG: 0.503   |   |   |                               |                                  |                              |                                  |                               |                                  | 6                             | 1                                | 3                             | 2                                | 0                             | 1                                | 3                            |                                  |   |                               |                                  |                                   |                                    |                                  |
| Frank Thomas, R (1.10)<br>OBP: 0.390, SLG: 0.540  |   |   |                               |                                  |                              |                                  |                               |                                  | 5                             | 1                                | 0                             | 0                                | 1                             | 1                                | 6                            |                                  |   |                               |                                  |                                   |                                    |                                  |
| Magglio Ordonez, R (1.9)<br>OBP: 0.365, SLG: 0.560<br>Aaron Rowand, R (8.9)<br>OBP: 0.319, SLG: 0.443   |   |   |                               |                                  |                              |                                  |                               |                                  | 4                             | 1                                | 2                             | 2                                | 0                             | 0                                | 0                            |                                  |   |                               |                                  |                                   |                                    |                                  |
| Carl Everett, S (1.8)<br>OBP: 0.365, SLG: 0.512<br>Willie Harris, L (7.8)<br>OBP: 0.242, SLG: 0.224     |   |   |                               |                                  |                              |                                  |                               |                                  | 3                             | 1                                | 2                             | 1                                | 0                             | 0                                | 0                            |                                  |   |                               |                                  |                                   |                                    |                                  |
| 14 Paul Konerko, R (1.3)<br>OBP: 0.297, SLG: 0.394  |   |   |                               |                                  |                              |                                  |                               |                                  | 2                             | 0                                | 1                             | 1                                | 2                             | 1                                | 1                            |                                  |   |                               |                                  |                                   |                                    |                                  |
| Jose Valentin, S (1.6)<br>OBP: 0.321, SLG: 0.443  |   |   |                               |                                  |                              |                                  |                               |                                  | 5                             | 2                                | 3                             | 0                                | 0                             | 0                                | 3                            |                                  |   |                               |                                  |                                   |                                    |                                  |
| 24 Joe Crede, R (1.5)<br>OBP: 0.295, SLG: 0.378   |   |   |                               |                                  |                              |                                  |                               |                                  | 5                             | 1                                | 2                             | 1                                | 0                             | 0                                | 2                            |                                  |   |                               |                                  |                                   |                                    |                                  |
| Sandy Alomar Jr., R (1.2)<br>OBP: 0.275, SLG: 0.384<br>Miguel Olivo, R (8.2)<br>OBP: 0.253, SLG: 0.358  |   |   |                               |                                  |                              |                                  |                               |                                  | 3                             | 1                                | 2                             | 2                                | 0                             | 0                                | 0                            |                                  |   |                               |                                  |                                   |                                    |                                  |
| <b>Inning Stats</b>   | R: 2<br>E: 0<br>K: 2<br>S: 19   | H: 3<br>LOB: 1<br>BB: 0<br>P: 29  | R: 1<br>E: 1<br>K: 0<br>S: 14 | H: 2<br>LOB: 2<br>BB: 0<br>P: 16 | R: 0<br>E: 0<br>K: 0<br>S: 9 | H: 1<br>LOB: 2<br>BB: 1<br>P: 19 | R: 3<br>E: 1<br>K: 0<br>S: 17 | H: 3<br>LOB: 2<br>BB: 1<br>P: 31 | R: 0<br>E: 0<br>K: 0<br>S: 12 | H: 0<br>LOB: 0<br>BB: 0<br>P: 18 | R: 0<br>E: 0<br>K: 0<br>S: 14 | H: 0<br>LOB: 0<br>BB: 0<br>P: 21 | R: 4<br>E: 0<br>K: 2<br>S: 18 | H: 4<br>LOB: 1<br>BB: 1<br>P: 34 | R: 0<br>E: 0<br>K: 1<br>S: 9 | H: 1<br>LOB: 1<br>BB: 0<br>P: 15 |   | R: 0<br>E: 0<br>K: 0<br>S: 10 | H: 2<br>LOB: 2<br>BB: 0<br>P: 14 | 1B: 13<br>2B: 4<br>3B: 0<br>HR: 0 | SF: 2<br>SAC: 1<br>DP: 1<br>HBP: 1 | WP: 1<br>PB: 0<br>SB: 2<br>CS: 0 |
| <b>PITCHER</b>  | IP<br>WLS<br>BF<br>H<br>R<br>ER<br>SO<br>BB<br>IBB<br>HBP<br>BLK<br>WP<br>HR<br>S<br>P<br>ERA<br>WHIP | IP<br>WLS<br>BF<br>H<br>R<br>ER<br>SO<br>BB<br>IBB<br>HBP<br>BLK<br>WP<br>HR<br>S<br>P<br>ERA<br>WHIP |                               |                                  |                              |                                  |                               |                                  |                               |                                  |                               |                                  |                               |                                  |                              |                                  |   |                               |                                  |                                   |                                    |                                  |
| Ramon Ortiz, R (1.1)<br>ERA: 4.72   | 3.1   | L   | 22                            | 8                                | 6                            | 4                                | 2                             | 2                                | 0                             | 0                                | 0                             | 0                                | 0                             | 0                                | 0                            | 0                                | 10.80   | 3.000                         |                                  |                                   |                                    |                                  |
| Gary Glover, R (4.1)<br>ERA: 4.17   | 2.2   |   | 9                             | 2                                | 0                            | 0                                | 0                             | 0                                | 0                             | 0                                | 0                             | 0                                | 0                             | 0                                | 0                            | 32                               | 0.00  | 0.750                         |                                  |                                   |                                    |                                  |
| J.B. Mladich, R (7.1)<br>ERA: 18.0  | 2.0   |   | 12                            | 5                                | 4                            | 4                                | 3                             | 1                                | 0                             | 1                                | 0                             | 0                                | 0                             | 0                                | 27                           | 49                               | 18.00   | 3.000                         |                                  |                                   |                                    |                                  |
| Greg Jones, R (9.1)<br>ERA:   | 1.0   |   | 5                             | 2                                | 0                            | 0                                | 0                             | 0                                | 0                             | 0                                | 0                             | 0                                | 0                             | 0                                | 10                           | 14                               | 0.00  | 2.000                         |                                  |                                   |                                    |                                  |

| Batter  | 1   | 2   | 3                             | 4                                | 5                             | 6                                | 7                             | 8                                | 9                            | AB                               | R                            | H                               | RBI                          | BB                               | SO                            | LOB                              | BOTTOM  |                              |                                  |                                  |                                    |                                  |
|---|---|---|-------------------------------|----------------------------------|-------------------------------|----------------------------------|-------------------------------|----------------------------------|------------------------------|----------------------------------|------------------------------|---------------------------------|------------------------------|----------------------------------|-------------------------------|----------------------------------|---|------------------------------|----------------------------------|----------------------------------|------------------------------------|----------------------------------|
| 9 Chone Figgins, S (1.8)<br>OBP: 0.338, SLG: 0.328  |   |   |                               |                                  |                               |                                  |                               |                                  |                              | 4                                | 0                            | 1                               | 0                            | 1                                | 0                             | 1                                | Chicago White Sox @ Anaheim Angels<br>Edison International Field, Anaheim, CA<br>Tue Aug 12 2003, 10:05 PM EDT<br>Att: 36,458 - Overcast - 88 F |                              |                                  |                                  |                                    |                                  |
| Alfredo Amezcua, S (1.6)<br>OBP: 0.103, SLG: 0.107  |   |   |                               |                                  |                               |                                  |                               |                                  | 3                            | 0                                | 1                            | 1                               | 1                            | 0                                | 2                             |                                  |   |                              |                                  |                                  |                                    |                                  |
| 16 Garret Anderson, L (1.7)<br>OBP: 0.345, SLG: 0.576<br>José Molina, R (8.2)<br>OBP: 0.200, SLG: 0.250 |   |   |                               |                                  |                               |                                  |                               |                                  | 3                            | 0                                | 0                            | 0                               | 1                            | 0                                | 4                             |                                  |   |                              |                                  |                                  |                                    |                                  |
| Tim Salmon, R (1.9)<br>OBP: 0.368, SLG: 0.466<br>Jeff DaVanon, S (8.9)<br>OBP: 0.346, SLG: 0.472        |   |   |                               |                                  |                               |                                  |                               |                                  | 2                            | 1                                | 0                            | 1                               | 2                            | 0                                | 1                             |                                  |   |                              |                                  |                                  |                                    |                                  |
| Scott Spiezio, S (1.5)<br>OBP: 0.318, SLG: 0.427  |   |   |                               |                                  |                               |                                  |                               |                                  | 3                            | 0                                | 0                            | 0                               | 1                            | 0                                | 4                             |                                  |   |                              |                                  |                                  |                                    |                                  |
| Bengie Molina, R (1.2)<br>OBP: 0.308, SLG: 0.448<br>Eric Owens, R (8.7)<br>OBP: 0.250, SLG: 0.265       |   |   |                               |                                  |                               |                                  |                               |                                  | 3                            | 0                                | 1                            | 1                               | 0                            | 0                                | 3                             |                                  |   |                              |                                  |                                  |                                    |                                  |
| 39 Robb Quinlan, R (1.3)<br>OBP: 0.393, SLG: 0.431  |   |   |                               |                                  |                               |                                  |                               |                                  | 4                            | 0                                | 1                            | 0                               | 0                            | 1                                | 3                             |                                  |   |                              |                                  |                                  |                                    |                                  |
| Shawn Wooten, R (1.10)<br>OBP: 0.315, SLG: 0.369  |   |   |                               |                                  |                               |                                  |                               |                                  | 4                            | 1                                | 1                            | 0                               | 0                            | 1                                | 3                             |                                  |   |                              |                                  |                                  |                                    |                                  |
| Adam Kennedy, L (1.4)<br>OBP: 0.334, SLG: 0.389   |   |   |                               |                                  |                               |                                  |                               |                                  | 1                            | 1                                | 0                            | 1                               | 2                            | 0                                | 0                             |                                  |   |                              |                                  |                                  |                                    |                                  |
| <b>Inning Stats</b>   | R: 0<br>E: 0<br>K: 0<br>S: 7  | H: 1<br>LOB: 0<br>BB: 0<br>P: 10  | R: 1<br>E: 0<br>K: 1<br>S: 17 | H: 1<br>LOB: 1<br>BB: 2<br>P: 30 | R: 1<br>E: 0<br>K: 0<br>S: 16 | H: 2<br>LOB: 3<br>BB: 4<br>P: 38 | R: 1<br>E: 0<br>K: 1<br>S: 16 | H: 2<br>LOB: 2<br>BB: 1<br>P: 27 | R: 0<br>E: 0<br>K: 0<br>S: 8 | H: 0<br>LOB: 1<br>BB: 0<br>P: 13 | R: 0<br>E: 0<br>K: 0<br>S: 6 | H: 0<br>LOB: 0<br>BB: 0<br>P: 9 | R: 0<br>E: 0<br>K: 0<br>S: 8 | H: 0<br>LOB: 1<br>BB: 1<br>P: 12 | R: 1<br>E: 0<br>K: 0<br>S: 10 | H: 2<br>LOB: 1<br>BB: 0<br>P: 14 |   | R: 0<br>E: 0<br>K: 0<br>S: 9 | H: 0<br>LOB: 0<br>BB: 0<br>P: 11 | 1B: 5<br>2B: 1<br>3B: 0<br>HR: 0 | SF: 1<br>SAC: 1<br>DP: 2<br>HBP: 0 | WP: 0<br>PB: 0<br>SB: 0<br>CS: 0 |
| <b>PITCHER</b>  | IP<br>WLS<br>BF<br>H<br>R<br>ER<br>SO<br>BB<br>IBB<br>HBP<br>BLK<br>WP<br>HR<br>S<br>P<br>ERA<br>WHIP | IP<br>WLS<br>BF<br>H<br>R<br>ER<br>SO<br>BB<br>IBB<br>HBP<br>BLK<br>WP<br>HR<br>S<br>P<br>ERA<br>WHIP |                               |                                  |                               |                                  |                               |                                  |                              |                                  |                              |                                 |                              |                                  |                               |                                  |   |                              |                                  |                                  |                                    |                                  |
| Neal Cotts, L (1.1)<br>ERA: 7.71  | 2.1   |   | 13                            | 2                                | 2                             | 2                                | 1                             | 6                                | 0                            | 0                                | 0                            | 0                               | 0                            | 0                                | 0                             | 33                               | 6.66  | 3.429                        |                                  |                                  |                                    |                                  |
| Dan Wright, R (3.1)<br>ERA: 5.79  | 4.2   | W   | 19                            | 2                                | 1                             | 1                                | 1                             | 2                                | 0                            | 0                                | 0                            | 0                               | 0                            | 0                                | 45                            | 73                               | 1.93  | 0.857                        |                                  |                                  |                                    |                                  |
| Kelly Wunsch, L (8.1)<br>ERA: 1.5   | 1.0   |   | 5                             | 2                                | 1                             | 1                                | 0                             | 0                                | 0                            | 0                                | 0                            | 0                               | 0                            | 0                                | 10                            | 14                               | 9.00  | 2.000                        |                                  |                                  |                                    |                                  |
| Tom Gordon, R (9.1)<br>ERA: 3.81  | 1.0   |   | 3                             | 0                                | 0                             | 0                                | 0                             | 0                                | 0                            | 0                                | 0                            | 0                               | 0                            | 0                                | 9                             | 11                               | 0.00  | 0.000                        |                                  |                                  |                                    |                                  |

AB 41  
R 10  
H 17  
RBI 10  
BB 3  
SO 5  
LOB 17



AB 30  
R 4  
H 6  
RBI 4  
BB 8  
SO 2  
LOB 21





| Batter   | 1   | 2                                | 3                            | 4                                | 5                             | 6                                | 7                            | 8                               | 9                            | AB                               | R                             | H                                | RBI                           | BB                               | SO                           | LOB                              | TOP                           |                                  |                                  |                                    |                                  |        |
|--|---|----------------------------------|------------------------------|----------------------------------|-------------------------------|----------------------------------|------------------------------|---------------------------------|------------------------------|----------------------------------|-------------------------------|----------------------------------|-------------------------------|----------------------------------|------------------------------|----------------------------------|-------------------------------|----------------------------------|----------------------------------|------------------------------------|----------------------------------|--------|
| Tony Graffanino, R (1, 6)<br>OBP: 0.348, SLG: 0.464<br>Miguel Olivo, R (8, 2)<br>OBP: 0.283, SLG: 0.358    | F9  |                                  | SH5-4                        |                                  |                               | G6-3                             |                              | SH5-4-6                         |                              | 2                                | 0                             | 0                                | 0                             | 0                                | 0                            | 0                                |                               |                                  |                                  |                                    |                                  |        |
| Roberto Alomar, S (1, 4)<br>OBP: 0.344, SLG: 0.349   | G6-3  |                                  | G6-3                         |                                  |                               | F9                               |                              | G3-1                            |                              | 4                                | 0                             | 0                                | 1                             | 0                                | 0                            | 1                                |                               |                                  |                                  |                                    |                                  |        |
| Frank Thomas, R (1, 10)<br>OBP: 0.389, SLG: 0.536  | K   |                                  | P5                           |                                  |                               |                                  |                              |                                 | K                            | 3                                | 0                             | 0                                | 0                             | 1                                | 2                            | 1                                |                               |                                  |                                  |                                    |                                  |        |
| Magglio Ordonez, R (1, 9)<br>OBP: 0.386, SLG: 0.555  |   | F9                               |                              |                                  | G5-3                          |                                  |                              |                                 | F9                           | 4                                | 0                             | 0                                | 0                             | 0                                | 0                            | 1                                |                               |                                  |                                  |                                    |                                  |        |
| Carlos Lee, R (1, 7)<br>OBP: 0.330, SLG: 0.503<br>Willie Harris, L (9, PR)<br>OBP: 0.242, SLG: 0.224       | K   |                                  |                              |                                  |                               |                                  | F8                           |                                 |                              | 4                                | 0                             | 2                                | 0                             | 0                                | 1                            | 0                                |                               |                                  |                                  |                                    |                                  |        |
| 14 Paul Konerko, R (1, 3)<br>OBP: 0.296, SLG: 0.391  |   |                                  |                              |                                  |                               |                                  | L7                           |                                 | F7                           | 3                                | 0                             | 0                                | 0                             | 1                                | 0                            | 2                                |                               |                                  |                                  |                                    |                                  |        |
| 24 Joe Crede, R (1, 5)<br>OBP: 0.295, SLG: 0.378   |   | P4                               |                              |                                  |                               |                                  | F7                           |                                 |                              | 3                                | 0                             | 1                                | 0                             | 0                                | 0                            | 1                                |                               |                                  |                                  |                                    |                                  |        |
| Aaron Rowand, R (1, 8)<br>OBP: 0.319, SLG: 0.440   |   |                                  |                              |                                  |                               |                                  | G5-3                         |                                 | K                            | 3                                | 1                             | 1                                | 0                             | 0                                | 1                            | 1                                |                               |                                  |                                  |                                    |                                  |        |
| Sandy Alomar Jr., R (1, 2)<br>OBP: 0.278, SLG: 0.396<br>Jose Valentin, S (8, PH)<br>OBP: 0.323, SLG: 0.445 |   |                                  |                              |                                  |                               |                                  | G4-3                         |                                 |                              | 2                                | 0                             | 1                                | 0                             | 0                                | 0                            | 0                                |                               |                                  |                                  |                                    |                                  |        |
|  |   |                                  |                              |                                  |                               |                                  |                              |                                 |                              | 1                                | 0                             | 1                                | 0                             | 0                                | 0                            | 0                                |                               |                                  |                                  |                                    |                                  |        |
| <b>Inning Stats</b>  | R: 0<br>E: 0<br>K: 1<br>S: 10                         | H: 0<br>LOB: 0<br>BB: 0<br>P: 14 | R: 0<br>E: 0<br>K: 1<br>S: 8 | H: 0<br>LOB: 1<br>BB: 1<br>P: 16 | R: 1<br>E: 0<br>K: 0<br>S: 11 | H: 2<br>LOB: 1<br>BB: 0<br>P: 17 | R: 0<br>E: 0<br>K: 0<br>S: 7 | H: 1<br>LOB: 0<br>BB: 0<br>P: 9 | R: 0<br>E: 0<br>K: 0<br>S: 9 | H: 0<br>LOB: 0<br>BB: 0<br>P: 14 | R: 0<br>E: 0<br>K: 1<br>S: 10 | H: 0<br>LOB: 1<br>BB: 1<br>P: 20 | R: 0<br>E: 0<br>K: 1<br>S: 14 | H: 1<br>LOB: 1<br>BB: 0<br>P: 23 | R: 0<br>E: 0<br>K: 0<br>S: 6 | H: 1<br>LOB: 0<br>BB: 0<br>P: 10 | R: 0<br>E: 0<br>K: 1<br>S: 10 | H: 1<br>LOB: 1<br>BB: 0<br>P: 14 | 1B: 6<br>2B: 1<br>3B: 0<br>HR: 0 | SF: 0<br>SAC: 2<br>DP: 2<br>HBP: 0 | WP: 0<br>PB: 0<br>SB: 0<br>CS: 0 | PA: 33 |
| <b>PITCHER</b>   | IP WLS BF H R ER SO BB IBB HBP BLK WP HR S P ERA WHIP |                                  |                              |                                  |                               |                                  |                              |                                 |                              |                                  |                               |                                  |                               |                                  |                              |                                  |                               |                                  |                                  |                                    |                                  |        |
| Jarrod Washburn, L (1, 1)<br>ERA: 4.38   | 6.2 25 4 1 1 2 2 0 0 0 0 0 0 66 107 1.35 0.900        |                                  |                              |                                  |                               |                                  |                              |                                 |                              |                                  |                               |                                  |                               |                                  |                              |                                  |                               |                                  |                                  |                                    |                                  |        |
| Francisco Rodriguez, R (7, 1)<br>ERA: 2.76   | 1.1 W 4 1 0 0 1 0 0 0 0 0 0 0 9 16 0.00 0.750         |                                  |                              |                                  |                               |                                  |                              |                                 |                              |                                  |                               |                                  |                               |                                  |                              |                                  |                               |                                  |                                  |                                    |                                  |        |
| Troy Percival, R (9, 1)<br>ERA: 3.65   | 1.0 S 4 1 0 0 1 0 0 0 0 0 0 0 10 14 0.00 1.000        |                                  |                              |                                  |                               |                                  |                              |                                 |                              |                                  |                               |                                  |                               |                                  |                              |                                  |                               |                                  |                                  |                                    |                                  |        |

Chicago White Sox @ Anaheim Angels  
Edison International Field, Anaheim, CA  
Wed Aug 13 2003, 10:05 PM EDT  
Att: 37,563 - Sunny - 85 F

AB 29  
R 1  
H 6  
RBI 1  
BB 2  
SO 4  
LOB 7



| Batter   | 1   | 2                                | 3                            | 4                               | 5                            | 6                                | 7                             | 8                                | 9                            | AB                               | R                             | H                                | RBI                           | BB                               | SO                           | LOB                              | BOTTOM                        |                                  |                                  |                                    |                                  |        |
|--|---|----------------------------------|------------------------------|---------------------------------|------------------------------|----------------------------------|-------------------------------|----------------------------------|------------------------------|----------------------------------|-------------------------------|----------------------------------|-------------------------------|----------------------------------|------------------------------|----------------------------------|-------------------------------|----------------------------------|----------------------------------|------------------------------------|----------------------------------|--------|
| 9 Chone Figgins, S (1, 8)<br>OBP: 0.325, SLG: 0.314  | G5-3  |                                  | G5-3                         |                                 |                              | SH5-4                            |                               | P6                               |                              | 3                                | 0                             | 0                                | 0                             | 0                                | 0                            | 1                                |                               |                                  |                                  |                                    |                                  |        |
| Alfredo Amezcua, S (1, 6)<br>OBP: 0.121, SLG: 0.125  | G6-3  |                                  | G1-3                         |                                 |                              | FC5-2                            |                               |                                  |                              | 4                                | 1                             | 1                                | 0                             | 0                                | 0                            | 2                                |                               |                                  |                                  |                                    |                                  |        |
| 16 Garret Anderson, L (1, 7)<br>OBP: 0.344, SLG: 0.573   | G3-1  |                                  |                              |                                 |                              |                                  | L8                            |                                  | F9                           | 4                                | 0                             | 1                                | 0                             | 0                                | 0                            | 2                                |                               |                                  |                                  |                                    |                                  |        |
| Tim Salmon, R (1, 10)<br>OBP: 0.369, SLG: 0.468  |   |                                  |                              |                                 |                              |                                  |                               |                                  |                              | 3                                | 0                             | 1                                | 1                             | 1                                | 0                            | 0                                |                               |                                  |                                  |                                    |                                  |        |
| Scott Spiezio, S (1, 5)<br>OBP: 0.317, SLG: 0.425  |   |                                  |                              |                                 |                              |                                  |                               |                                  |                              | 4                                | 0                             | 1                                | 0                             | 0                                | 2                            | 3                                |                               |                                  |                                  |                                    |                                  |        |
| Bengie Molina, R (1, 2)<br>OBP: 0.305, SLG: 0.443  |   |                                  |                              |                                 |                              |                                  |                               |                                  |                              | 4                                | 0                             | 0                                | 0                             | 0                                | 0                            | 4                                |                               |                                  |                                  |                                    |                                  |        |
| Eric Owens, R (1, 9)<br>OBP: 0.257, SLG: 0.273<br>Jeff DaVanon, S (8, PH)<br>OBP: 0.346, SLG: 0.470      |   |                                  |                              |                                 |                              |                                  |                               |                                  |                              | 3                                | 1                             | 2                                | 0                             | 0                                | 0                            | 0                                |                               |                                  |                                  |                                    |                                  |        |
|  |   |                                  |                              |                                 |                              |                                  |                               |                                  |                              | 1                                | 0                             | 0                                | 0                             | 0                                | 0                            | 2                                |                               |                                  |                                  |                                    |                                  |        |
| Shawn Wooten, R (1, 3)<br>OBP: 0.325, SLG: 0.385<br>39 Robb Quinlan, R (7, PR)<br>OBP: 0.393, SLG: 0.431 |   |                                  |                              |                                 |                              |                                  |                               |                                  |                              | 3                                | 0                             | 3                                | 0                             | 0                                | 0                            | 0                                |                               |                                  |                                  |                                    |                                  |        |
|  |   |                                  |                              |                                 |                              |                                  |                               |                                  |                              | 0                                | 0                             | 0                                | 0                             | 0                                | 0                            | 0                                |                               |                                  |                                  |                                    |                                  |        |
| Adam Kennedy, L (1, 4)<br>OBP: 0.334, SLG: 0.388   |   |                                  |                              |                                 |                              |                                  |                               |                                  |                              | 3                                | 0                             | 1                                | 1                             | 0                                | 0                            | 1                                |                               |                                  |                                  |                                    |                                  |        |
| <b>Inning Stats</b>  | R: 0<br>E: 0<br>K: 0<br>S: 6                          | H: 3<br>LOB: 2<br>BB: 0<br>P: 15 | R: 0<br>E: 0<br>K: 0<br>S: 6 | H: 0<br>LOB: 0<br>BB: 0<br>P: 8 | R: 0<br>E: 0<br>K: 0<br>S: 7 | H: 0<br>LOB: 1<br>BB: 1<br>P: 14 | R: 0<br>E: 0<br>K: 1<br>S: 10 | H: 0<br>LOB: 0<br>BB: 0<br>P: 14 | R: 0<br>E: 0<br>K: 0<br>S: 9 | H: 1<br>LOB: 1<br>BB: 0<br>P: 17 | R: 1<br>E: 0<br>K: 1<br>S: 12 | H: 3<br>LOB: 2<br>BB: 0<br>P: 16 | R: 0<br>E: 0<br>K: 0<br>S: 10 | H: 0<br>LOB: 0<br>BB: 0<br>P: 14 | R: 0<br>E: 0<br>K: 0<br>S: 9 | H: 1<br>LOB: 1<br>BB: 0<br>P: 23 | R: 0<br>E: 0<br>K: 1<br>S: 12 | H: 3<br>LOB: 2<br>BB: 0<br>P: 16 | 1B: 8<br>2B: 2<br>3B: 0<br>HR: 0 | SF: 0<br>SAC: 1<br>DP: 0<br>HBP: 0 | WP: 0<br>PB: 0<br>SB: 0<br>CS: 0 | PA: 34 |
| <b>PITCHER</b>   | IP WLS BF H R ER SO BB IBB HBP BLK WP HR S P ERA WHIP |                                  |                              |                                 |                              |                                  |                               |                                  |                              |                                  |                               |                                  |                               |                                  |                              |                                  |                               |                                  |                                  |                                    |                                  |        |
| 56 Mark Buehrle, L (1, 1)<br>ERA: 4.22   | 7.0 L 31 10 2 2 1 1 1 0 0 0 0 0 0 65 96 2.57 1.571    |                                  |                              |                                 |                              |                                  |                               |                                  |                              |                                  |                               |                                  |                               |                                  |                              |                                  |                               |                                  |                                  |                                    |                                  |        |
| Damaso Marte, L (8, 1)<br>ERA: 1.57  | 0.1 1 0 0 0 1 0 0 0 0 0 0 0 3 4 0.00 0.000            |                                  |                              |                                 |                              |                                  |                               |                                  |                              |                                  |                               |                                  |                               |                                  |                              |                                  |                               |                                  |                                  |                                    |                                  |        |
| Tom Gordon, R (8, 1)<br>ERA: 3.77  | 0.2 2 0 0 0 0 0 0 0 0 0 0 0 6 9 0.00 0.000            |                                  |                              |                                 |                              |                                  |                               |                                  |                              |                                  |                               |                                  |                               |                                  |                              |                                  |                               |                                  |                                  |                                    |                                  |        |

Chicago White Sox @ Anaheim Angels  
Edison International Field, Anaheim, CA  
Wed Aug 13 2003, 10:05 PM EDT  
Att: 37,563 - Sunny - 85 F

AB 32  
R 2  
H 10  
RBI 2  
BB 1  
SO 2  
LOB 15





| Batter  | 1                             | 2                                | 3                             | 4                                | 5                            | 6                                | 7                             | 8                                | 9                            | AB                               | R                             | H                                | RBI                           | BB                               | SO                            | LOB                              | TOP                              |                                    |                                  |        |  |  |  |  |  |  |  |
|---|-------------------------------|----------------------------------|-------------------------------|----------------------------------|------------------------------|----------------------------------|-------------------------------|----------------------------------|------------------------------|----------------------------------|-------------------------------|----------------------------------|-------------------------------|----------------------------------|-------------------------------|----------------------------------|----------------------------------|------------------------------------|----------------------------------|--------|--|--|--|--|--|--|--|
| <b>Roberto Alomar, S</b> (1, 4)<br>OBP: 0.341, SLG: 0.345   | 1-3<br>K                      |                                  | 2-0<br>P6                     |                                  |                              | 0-0<br>G3-1                      |                               | 1-3<br>K                         |                              | 4                                | 0                             | 0                                | 0                             | 0                                | 2                             | 2                                |                                  |                                    |                                  |        |  |  |  |  |  |  |  |
| <b>Carlos Lee, R</b> (1, 7)<br>OBP: 0.327, SLG: 0.499       | 1-1<br>G5-3                   |                                  |                               | 1-1<br>G3-1                      |                              | 1-2<br>G4-3                      |                               | 2-0<br>P4                        |                              | 4                                | 0                             | 0                                | 0                             | 0                                | 0                             | 0                                |                                  |                                    |                                  |        |  |  |  |  |  |  |  |
| <b>Frank Thomas, R</b> (1, 10)<br>OBP: 0.387, SLG: 0.536    | 2-2<br>L6                     |                                  |                               | 1-1<br>G4-3<br>2B                |                              |                                  | 1-2<br>G6-3                   |                                  | 2-3<br>K                     | 4                                | 0                             | 1                                | 0                             | 0                                | 1                             | 0                                |                                  |                                    |                                  |        |  |  |  |  |  |  |  |
| <b>Magglio Ordonez, R</b> (1, 9)<br>OBP: 0.385, SLG: 0.554  |                               | 3-2<br>G4-3                      |                               | 1-2<br>G4-3                      |                              |                                  | 1-1<br>G6-3                   |                                  | 1-2<br>2B                    | 4                                | 0                             | 1                                | 0                             | 0                                | 0                             | 1                                |                                  |                                    |                                  |        |  |  |  |  |  |  |  |
| <b>Carl Everett, S</b> (1, 8)<br>OBP: 0.364, SLG: 0.508     |                               | 3-3<br>K                         |                               | 2-2<br>G6-3                      |                              |                                  | 1-2<br>F9                     |                                  | 4-1<br>BB                    | 3                                | 0                             | 0                                | 0                             | 1                                | 1                             | 1                                |                                  |                                    |                                  |        |  |  |  |  |  |  |  |
| <b>Brian Daubach, L</b> (1, 3)<br>OBP: 0.356, SLG: 0.385    | 1-3<br>K                      |                                  |                               |                                  | 2-2<br>F7                    |                                  |                               | 0-0<br>2B<br>1B<br>G4-3<br>FC6-4 | 0-1<br>F8                    | 4                                | 1                             | 1                                | 0                             | 0                                | 1                             | 2                                |                                  |                                    |                                  |        |  |  |  |  |  |  |  |
| <b>Jose Valentin, S</b> (1, 6)<br>OBP: 0.320, SLG: 0.441    |                               |                                  | 1-3<br>K                      |                                  | 2-2<br>F8                    |                                  |                               | 1-2<br>G4-3                      |                              | 3                                | 0                             | 0                                | 0                             | 0                                | 1                             | 1                                |                                  |                                    |                                  |        |  |  |  |  |  |  |  |
| <b>24 Joe Crede, R</b> (1, 5)<br>OBP: 0.298, SLG: 0.380     |                               |                                  | 0-1<br>1B                     |                                  | 1-1<br>G6-3                  |                                  |                               | 0-0<br>14<br>FC6-4<br>1B         |                              | 3                                | 0                             | 2                                | 0                             | 0                                | 0                             | 0                                |                                  |                                    |                                  |        |  |  |  |  |  |  |  |
| <b>Miguel Olivo, R</b> (1, 2)<br>OBP: 0.281, SLG: 0.355     |                               |                                  | 0-3<br>K                      |                                  |                              | 2-1<br>G4-3                      |                               | 0-2<br>FC6-4                     |                              | 2                                | 0                             | 0                                | 0                             | 0                                | 1                             | 1                                |                                  |                                    |                                  |        |  |  |  |  |  |  |  |
| <b>14 Paul Konerko, R</b> (8, PH)<br>OBP: 0.256, SLG: 0.390 |                               |                                  |                               |                                  |                              |                                  |                               | 1-2<br>3-H                       |                              | 1                                | 0                             | 0                                | 1                             | 0                                | 0                             | 1                                |                                  |                                    |                                  |        |  |  |  |  |  |  |  |
| <b>Sandy Alomar Jr., R</b> (8, 2)<br>OBP: 0.279, SLG: 0.386 |                               |                                  |                               |                                  |                              |                                  |                               |                                  |                              | 0                                | 0                             | 0                                | 0                             | 0                                | 0                             | 0                                |                                  |                                    |                                  |        |  |  |  |  |  |  |  |
| <b>Inning Stats</b>   | R: 0<br>E: 0<br>K: 1<br>S: 10 | H: 0<br>LOB: 0<br>BB: 0<br>P: 14 | R: 0<br>E: 0<br>K: 2<br>S: 10 | H: 0<br>LOB: 0<br>BB: 0<br>P: 17 | R: 0<br>E: 0<br>K: 2<br>S: 9 | H: 1<br>LOB: 1<br>BB: 0<br>P: 12 | R: 0<br>E: 0<br>K: 0<br>S: 12 | H: 1<br>LOB: 1<br>BB: 0<br>P: 17 | R: 0<br>E: 0<br>K: 0<br>S: 8 | H: 0<br>LOB: 0<br>BB: 0<br>P: 13 | R: 0<br>E: 0<br>K: 0<br>S: 10 | H: 0<br>LOB: 0<br>BB: 0<br>P: 13 | R: 1<br>E: 0<br>K: 1<br>S: 12 | H: 2<br>LOB: 1<br>BB: 0<br>P: 14 | R: 0<br>E: 0<br>K: 1<br>S: 12 | H: 1<br>LOB: 2<br>BB: 1<br>P: 21 | 1B: 3<br>2B: 2<br>3B: 0<br>HR: 0 | SF: 0<br>SAC: 0<br>DP: 0<br>HBP: 0 | WP: 0<br>PB: 0<br>SB: 0<br>CS: 0 | PA: 33 |  |  |  |  |  |  |  |
| <b>PITCHER</b>  | IP                            | WLS                              | BF                            | H                                | R                            | ER                               | SO                            | BB                               | IBB                          | HBP                              | BLK                           | WP                               | HR                            | S                                | P                             | ERA                              | WHIP                             |                                    |                                  |        |  |  |  |  |  |  |  |
| <b>62 Scot Shields, R</b> (1, 1)<br>ERA: 2.15               | 7.2                           | W                                | 27                            | 4                                | 1                            | 1                                | 5                             | 0                                | 0                            | 0                                | 0                             | 0                                | 0                             | 74                               | 105                           | 1.17                             | 0.522                            |                                    |                                  |        |  |  |  |  |  |  |  |
| <b>Brendan Donnelly, R</b> (8, 1)<br>ERA: 1.06              | 1.0                           |                                  | 5                             | 1                                | 0                            | 0                                | 2                             | 1                                | 0                            | 0                                | 0                             | 0                                | 0                             | 13                               | 23                            | 0.00                             | 2.000                            |                                    |                                  |        |  |  |  |  |  |  |  |
| <b>Troy Percival, R</b> (8, 1)<br>ERA: 3.62                 | 0.1                           | S                                | 1                             | 0                                | 0                            | 0                                | 0                             | 0                                | 0                            | 0                                | 0                             | 0                                | 0                             | 2                                | 2                             | 0.00                             | 0.000                            |                                    |                                  |        |  |  |  |  |  |  |  |

Chicago White Sox @ Anaheim Angels  
Edison International Field, Anaheim, CA  
Thu Aug 14 2003, 10:05 PM EDT  
Att: 35,056 - Cloudy - 82 F

livebaseballscorecards.com

AB 32  
R 1  
H 5  
RBI 1  
BB 1  
SO 7  
LOB 9



| Batter  | 1                             | 2                                | 3                            | 4                                | 5                             | 6                                | 7                            | 8                                | 9                            | AB                              | R                             | H                                | RBI                           | BB                               | SO                           | LOB                              | BOTTOM                           |                                    |                                  |        |  |  |  |  |  |  |  |
|---|-------------------------------|----------------------------------|------------------------------|----------------------------------|-------------------------------|----------------------------------|------------------------------|----------------------------------|------------------------------|---------------------------------|-------------------------------|----------------------------------|-------------------------------|----------------------------------|------------------------------|----------------------------------|----------------------------------|------------------------------------|----------------------------------|--------|--|--|--|--|--|--|--|
| <b>9 Chone Figgins, S</b> (1, 8)<br>OBP: 0.328, SLG: 0.320    | 1-3<br>K                      | 0-1<br>2H<br>1B                  |                              | 2-1<br>F8                        |                               |                                  | 1-0<br>S<br>16<br>1B         | 2-3<br>K                         |                              | 5                               | 1                             | 2                                | 1                             | 0                                | 2                            | 1                                |                                  |                                    |                                  |        |  |  |  |  |  |  |  |
| <b>Jeff DaVanon, S</b> (1, 9)<br>OBP: 0.349, SLG: 0.468       | 4-2<br>1B<br>BB               | 1-0<br>F7                        |                              | 1-0<br>16<br>G3-6-3<br>1B        |                               |                                  | 2-3<br>K                     |                                  |                              | 3                               | 1                             | 1                                | 0                             | 1                                | 1                            | 2                                |                                  |                                    |                                  |        |  |  |  |  |  |  |  |
| <b>16 Garret Anderson, L</b> (1, 7)<br>OBP: 0.343, SLG: 0.570 | 0-0<br>L9                     |                                  | 0-1<br>P6                    |                                  | 0-0<br>G3-6-3                 |                                  | 1-2<br>2B<br>1B              |                                  |                              | 4                               | 1                             | 1                                | 1                             | 0                                | 0                            | 2                                |                                  |                                    |                                  |        |  |  |  |  |  |  |  |
| <b>Tim Salmon, R</b> (1, 10)<br>OBP: 0.373, SLG: 0.477        | 1-1<br>1B                     | 1-0<br>F7                        | 2-2<br>HR                    |                                  | 3-2<br>F9                     |                                  | 4-1<br>2B<br>BB              |                                  |                              | 3                               | 1                             | 2                                | 1                             | 1                                | 0                            | 0                                |                                  |                                    |                                  |        |  |  |  |  |  |  |  |
| <b>Scott Spiezio, S</b> (1, 5)<br>OBP: 0.319, SLG: 0.428      | 0-2<br>1B                     |                                  | 3-3<br>K                     |                                  | 2-2<br>G3-1                   |                                  | 2-1<br>2B                    |                                  |                              | 4                               | 0                             | 2                                | 2                             | 0                                | 1                            | 0                                |                                  |                                    |                                  |        |  |  |  |  |  |  |  |
| <b>Bengie Molina, R</b> (1, 2)<br>OBP: 0.304, SLG: 0.439      | 1-3<br>3H<br>1B               |                                  | 2-1<br>G5-3                  |                                  | 1-2<br>F7                     |                                  | 4-1<br>BB                    |                                  |                              | 3                               | 0                             | 0                                | 0                             | 1                                | 0                            | 2                                |                                  |                                    |                                  |        |  |  |  |  |  |  |  |
| <b>Adam Kennedy, L</b> (1, 4)<br>OBP: 0.336, SLG: 0.386       |                               | 4-1<br>9<br>PB<br>1B<br>BB       |                              | 0-0<br>F9                        |                               | 4-2<br>FC6-4<br>BB               | 1-3<br>K                     |                                  |                              | 2                               | 1                             | 0                                | 0                             | 2                                | 1                            | 3                                |                                  |                                    |                                  |        |  |  |  |  |  |  |  |
| <b>Adam Riggs, R</b> (1, 3)<br>OBP: 0.333, SLG: 0.333         |                               | 1-1<br>P9                        |                              | 2-2<br>FC6-4<br>1B               |                               | 1-2<br>FC6-4                     |                              | 1-1<br>G6-3                      |                              | 3                               | 0                             | 1                                | 0                             | 0                                | 0                            | 2                                |                                  |                                    |                                  |        |  |  |  |  |  |  |  |
| <b>39 Robb Quinlan, R</b> (8, 3)<br>OBP: 0.386, SLG: 0.423    |                               |                                  |                              |                                  |                               | 1-2<br>FC6-4                     |                              |                                  |                              | 1                               | 0                             | 0                                | 0                             | 0                                | 0                            | 0                                |                                  |                                    |                                  |        |  |  |  |  |  |  |  |
| <b>Alfredo Amezaga, S</b> (1, 6)<br>OBP: 0.108, SLG: 0.111    |                               | 2-1<br>F7                        |                              | 0-1<br>FC6-4                     |                               |                                  | 1-2<br>G3                    |                                  | 0-0<br>P6                    | 4                               | 0                             | 0                                | 0                             | 0                                | 0                            | 2                                |                                  |                                    |                                  |        |  |  |  |  |  |  |  |
| <b>Inning Stats</b>   | R: 1<br>E: 0<br>K: 1<br>S: 15 | H: 2<br>LOB: 2<br>BB: 1<br>P: 22 | R: 1<br>E: 0<br>K: 0<br>S: 8 | H: 1<br>LOB: 1<br>BB: 1<br>P: 16 | R: 1<br>E: 0<br>K: 1<br>S: 14 | H: 1<br>LOB: 0<br>BB: 0<br>P: 21 | R: 0<br>E: 0<br>K: 0<br>S: 9 | H: 1<br>LOB: 1<br>BB: 0<br>P: 12 | R: 0<br>E: 0<br>K: 0<br>S: 5 | H: 0<br>LOB: 0<br>BB: 1<br>P: 9 | R: 0<br>E: 0<br>K: 0<br>S: 10 | H: 0<br>LOB: 1<br>BB: 1<br>P: 18 | R: 2<br>E: 0<br>K: 2<br>S: 19 | H: 3<br>LOB: 3<br>BB: 2<br>P: 35 | R: 0<br>E: 0<br>K: 1<br>S: 9 | H: 0<br>LOB: 0<br>BB: 0<br>P: 12 | 1B: 7<br>2B: 1<br>3B: 0<br>HR: 1 | SF: 0<br>SAC: 0<br>DP: 1<br>HBP: 0 | WP: 0<br>PB: 1<br>SB: 1<br>CS: 0 | PA: 37 |  |  |  |  |  |  |  |
| <b>PITCHER</b>  | IP                            | WLS                              | BF                           | H                                | R                             | ER                               | SO                           | BB                               | IBB                          | HBP                             | BLK                           | WP                               | HR                            | S                                | P                            | ERA                              | WHIP                             |                                    |                                  |        |  |  |  |  |  |  |  |
| <b>Jon Garland, R</b> (1, 1)<br>ERA: 4.8                      | 6.1                           | L                                | 28                           | 7                                | 4                             | 3                                | 2                            | 3                                | 0                            | 0                               | 0                             | 0                                | 0                             | 67                               | 106                          | 4.26                             | 1.579                            |                                    |                                  |        |  |  |  |  |  |  |  |
| <b>Kelly Wünsch, L</b> (7, 1)<br>ERA: 1.85                    | 0.1                           |                                  | 2                            | 1                                | 0                             | 0                                | 1                            | 0                                | 0                            | 0                               | 0                             | 0                                | 0                             | 6                                | 9                            | 0.00                             | 3.000                            |                                    |                                  |        |  |  |  |  |  |  |  |
| <b>Jon Adkins, R</b> (7, 1)<br>ERA:                           | 0.0                           |                                  | 3                            | 1                                | 1                             | 1                                | 0                            | 2                                | 0                            | 0                               | 0                             | 0                                | 0                             | 4                                | 14                           | ∞                                | ∞                                |                                    |                                  |        |  |  |  |  |  |  |  |
| <b>Scott Schoeneweis, L</b> (7, 1)<br>ERA: 5.16               | 1.1                           |                                  | 4                            | 0                                | 0                             | 0                                | 2                            | 0                                | 0                            | 0                               | 0                             | 0                                | 0                             | 12                               | 16                           | 0.00                             | 0.000                            |                                    |                                  |        |  |  |  |  |  |  |  |

Chicago White Sox @ Anaheim Angels  
Edison International Field, Anaheim, CA  
Thu Aug 14 2003, 10:05 PM EDT  
Att: 35,056 - Cloudy - 82 F

livebaseballscorecards.com

AB 32  
R 5  
H 9  
RBI 5  
BB 5  
SO 5  
LOB 14






| Batter  | 1   | 2                               | 3                            | 4                                | 5                                  | 6                                | 7                            | 8                                | 9                            | AB                              | R                             | H   | RBI                          | BB                               | SO                            | LOB                              | TOP                              |                                    |                                  |        |
|---|---|---------------------------------|------------------------------|----------------------------------|------------------------------------|----------------------------------|------------------------------|----------------------------------|------------------------------|---------------------------------|-------------------------------|---|------------------------------|----------------------------------|-------------------------------|----------------------------------|----------------------------------|------------------------------------|----------------------------------|--------|
| Alex Sanchez, L (1, 8)<br>OBP: 0.314, SLG: 0.366    | 1-3<br>K  |                                 | 0-0<br>F7                    |                                  |                                    | 1-0<br>B4-3                      |                              | 0-0<br>1B                        |                              | 4                               | 0                             | 1   | 0                            | 0                                | 1                             | 1                                |                                  |                                    |                                  |        |
| Warren Morris, L (1, 4)<br>OBP: 0.323, SLG: 0.387   | 2-1<br>F7   |                                 |                              | 0-0<br>1B                        |                                    | 0-0<br>G4-3                      |                              | 1-0<br>L8                        |                              | 4                               | 0                             | 1   | 0                            | 0                                | 0                             | 2                                |                                  |                                    |                                  |        |
| Bobby Higginson, L (1, 9)<br>OBP: 0.325, SLG: 0.370 | 0-0<br>F7   |                                 |                              | 1-0<br>F8                        |                                    |                                  | 3-3<br>K                     |                                  | 1-0<br>HR                    | 4                               | 1                             | 1   | 1                            | 0                                | 1                             | 1                                |                                  |                                    |                                  |        |
| Dmitri Young, S (1, 10)<br>OBP: 0.352, SLG: 0.531   |   | 1-3<br>K                        |                              | 1-3<br>K                         |                                    |                                  | 2-1<br>2B                    |                                  | 3-2<br>FC5-4<br>HBP          | 3                               | 0                             | 1   | 0                            | 0                                | 2                             | 1                                |                                  |                                    |                                  |        |
| Carlos Pena, L (1, 3)<br>OBP: 0.332, SLG: 0.447     |   | 4-2<br>G5-4-3<br>BB             |                              | 1-2<br>F9                        |                                    |                                  | 1-3<br>K                     |                                  | 0-1<br>F7                    | 3                               | 0                             | 0   | 0                            | 1                                | 1                             | 3                                |                                  |                                    |                                  |        |
| Craig Monroe, R (1, 7)<br>OBP: 0.283, SLG: 0.422    |   | 0-1<br>G5-4-3                   |                              |                                  | 0-1<br>FC4-6<br>1B                 |                                  | 3-3<br>K                     |                                  | 1-2<br>FC5-4<br>DI           | 4                               | 0                             | 1   | 0                            | 0                                | 1                             | 3                                |                                  |                                    |                                  |        |
| Shane Halter, R (1, 5)<br>OBP: 0.267, SLG: 0.319    |   |                                 | 0-0<br>F7                    |                                  | 2-1<br>FC4-6<br>15<br>4-3-4<br>1-2 |                                  |                              | 1-0<br>F7                        | 2-3<br>K                     | 4                               | 0                             | 0   | 0                            | 0                                | 1                             | 2                                |                                  |                                    |                                  |        |
| 15 Brandon Inge, R (1, 2)<br>OBP: 0.252, SLG: 0.315 |   |                                 | 3-2<br>1B                    |                                  | 2-2<br>4-3-4<br>1-2                |                                  |                              | 0-2<br>G5-3                      |                              | 3                               | 0                             | 1   | 0                            | 0                                | 0                             | 1                                |                                  |                                    |                                  |        |
| Ramon Santiago, S (1, 6)<br>OBP: 0.286, SLG: 0.282  |   |                                 | 0-3<br>K                     |                                  |                                    | 0-0<br>B3                        |                              |                                  | 1-0<br>1B                    | 2                               | 0                             | 0   | 0                            | 0                                | 1                             | 1                                |                                  |                                    |                                  |        |
| Kevin Witt, L (8, PH)<br>OBP: 0.325, SLG: 0.440     |   |                                 |                              |                                  |                                    |                                  |                              |                                  |                              | 1                               | 0                             | 1   | 0                            | 0                                | 0                             | 0                                |                                  |                                    |                                  |        |
| Danny Klassen, R (8, PR)<br>(8, 6)                  |   |                                 |                              |                                  |                                    |                                  |                              |                                  |                              | 0                               | 0                             | 0   | 0                            | 0                                | 0                             | 0                                |                                  |                                    |                                  |        |
| <b>Inning Stats</b>                                 | R: 0<br>E: 0<br>K: 1<br>S: 6  | H: 0<br>LOB: 0<br>BB: 0<br>P: 9 | R: 0<br>E: 0<br>K: 1<br>S: 8 | H: 0<br>LOB: 0<br>BB: 1<br>P: 13 | R: 0<br>E: 0<br>K: 1<br>S: 8       | H: 1<br>LOB: 1<br>BB: 0<br>P: 11 | R: 0<br>E: 0<br>K: 1<br>S: 8 | H: 1<br>LOB: 1<br>BB: 0<br>P: 11 | R: 0<br>E: 0<br>K: 0<br>S: 3 | H: 0<br>LOB: 0<br>BB: 0<br>P: 4 | R: 0<br>E: 0<br>K: 3<br>S: 12 | H: 1<br>LOB: 1<br>BB: 0<br>P: 21  | R: 0<br>E: 0<br>K: 0<br>S: 7 | H: 2<br>LOB: 2<br>BB: 0<br>P: 10 | R: 1<br>E: 0<br>K: 1<br>S: 11 | H: 1<br>LOB: 1<br>BB: 0<br>P: 18 | 1B: 5<br>2B: 2<br>3B: 0<br>HR: 1 | SF: 0<br>SAC: 0<br>DP: 2<br>HBP: 1 | WP: 0<br>PB: 0<br>SB: 0<br>CS: 0 | PA: 34 |
| <b>PITCHER</b>                                      | IP<br>WLS<br>BF<br>H<br>R<br>ER<br>SO<br>BB<br>IBB<br>HBP<br>BLK<br>WP<br>HR<br>S<br>P<br>ERA<br>WHIP |                                 |                              |                                  |                                    |                                  |                              |                                  |                              |                                 |                               | IP<br>WLS<br>BF<br>H<br>R<br>ER<br>SO<br>BB<br>IBB<br>HBP<br>BLK<br>WP<br>HR<br>S<br>P<br>ERA<br>WHIP |                              |                                  |                               |                                  |                                  |                                    |                                  |        |
| 41 John Lackey, R (1, 1)<br>ERA: 5.12               | 8.0<br>W<br>30<br>7<br>1<br>1<br>7  |                                 |                              |                                  |                                    |                                  |                              |                                  |                              |                                 |                               | 1.0<br>S<br>4<br>0<br>0<br>0<br>1   |                              |                                  |                               |                                  |                                  |                                    |                                  |        |
| Troy Percival, R (9, 1)<br>ERA: 3.52                | 1.0<br>S<br>4<br>0<br>0<br>0<br>1   |                                 |                              |                                  |                                    |                                  |                              |                                  |                              |                                 |                               | 0<br>0<br>0<br>1<br>0<br>0<br>0<br>10<br>16<br>0.00<br>0.000  |                              |                                  |                               |                                  |                                  |                                    |                                  |        |

Detroit Tigers @ Anaheim Angels  
Edison International Field, Anaheim, CA  
Fri Aug 15 2003, 10:05 PM EDT  
Att: 43,174 - Sunny - 81 F


AB 32  
R 1  
H 7  
RBI 1  
BB 1  
SO 8  
LOB 15



| Batter   | 1   | 2                                | 3                             | 4                                    | 5                             | 6                                | 7                            | 8                                | 9                             | AB                               | R                            | H   | RBI                          | BB                              | SO                            | LOB                              | BOTTOM                           |                                    |                                  |        |
|--|---|----------------------------------|-------------------------------|--------------------------------------|-------------------------------|----------------------------------|------------------------------|----------------------------------|-------------------------------|----------------------------------|------------------------------|---|------------------------------|---------------------------------|-------------------------------|----------------------------------|----------------------------------|------------------------------------|----------------------------------|--------|
| David Eckstein, R (1, 6)<br>OBP: 0.327, SLG: 0.325     | 2-2<br>G1-3   | 0-2<br>G4-3                      |                               |                                      | 0-1<br>SH2-3<br>1-2           |                                  | 0-0<br>G1-3                  |                                  |                               | 3                                | 0                            | 0   | 0                            | 0                               | 0                             | 1                                |                                  |                                    |                                  |        |
| 9 Chone Figgins, S (1, 8)<br>OBP: 0.337, SLG: 0.329    | 2-2<br>16<br>1B<br>SF8  |                                  | 2-2<br>G6-3                   |                                      | 0-1<br>1B                     |                                  | 0-1<br>G3                    |                                  |                               | 4                                | 1                            | 2   | 0                            | 0                               | 0                             | 0                                |                                  |                                    |                                  |        |
| 16 Garret Anderson, L (1, 7)<br>OBP: 0.346, SLG: 0.571 | 1-1<br>BB<br>1B   |                                  | 0-0<br>L9                     |                                      | 4-0<br>IBB                    |                                  |                              | 1-1<br>1B<br>1B                  |                               | 3                                | 1                            | 2   | 0                            | 1                               | 0                             | 0                                |                                  |                                    |                                  |        |
| Tim Salmon, R (1, 10)<br>OBP: 0.372, SLG: 0.473        | 4-2<br>BB   |                                  | 2-2<br>G5-3                   |                                      | 2-3<br>K                      |                                  |                              | 3-2<br>F8                        |                               | 3                                | 0                            | 0   | 0                            | 1                               | 1                             | 4                                |                                  |                                    |                                  |        |
| Scott Spiezio, S (1, 5)<br>OBP: 0.319, SLG: 0.430      | 0-1<br>SF8  |                                  |                               | 1-0<br>1B<br>FC6<br>2B               | 0-0<br>G3-1                   |                                  |                              | 0-1<br>F9                        |                               | 3                                | 1                            | 1   | 1                            | 0                               | 0                             | 4                                |                                  |                                    |                                  |        |
| Jeff DaVanon, S (1, 9)<br>OBP: 0.351, SLG: 0.468       | 3-H<br>K  |                                  |                               | 1-1<br>FC6<br>1B                     |                               | 0-0<br>B5                        |                              | 1-2<br>1B<br>1B                  |                               | 4                                | 0                            | 2   | 0                            | 0                               | 1                             | 2                                |                                  |                                    |                                  |        |
| Bengie Molina, R (1, 2)<br>OBP: 0.304, SLG: 0.437      |   | 2-2<br>G6-3                      |                               | 2-2<br>FC6<br>39<br>CS<br>1-2<br>3-H |                               | 1-2<br>P3                        |                              | 0-1<br>1B<br>1-2<br>2-H<br>1B    |                               | 4                                | 0                            | 1   | 2                            | 0                               | 0                             | 1                                |                                  |                                    |                                  |        |
| 39 Robb Quinlan, R (1, 3)<br>OBP: 0.361, SLG: 0.393    |   | 1-0<br>F9                        |                               | 0-2<br>G5-3<br>1-2                   |                               | 1-0<br>L9                        |                              | 0-0<br>F9                        |                               | 4                                | 0                            | 0   | 0                            | 0                               | 0                             | 3                                |                                  |                                    |                                  |        |
| Adam Kennedy, L (1, 4)<br>OBP: 0.339, SLG: 0.393       |   | 2-2<br>3B                        |                               |                                      | 4-2<br>9<br>1B<br>SH2-3<br>BB |                                  |                              | 2-1<br>L4                        |                               | 2                                | 0                            | 1   | 0                            | 1                               | 0                             | 0                                |                                  |                                    |                                  |        |
| <b>Inning Stats</b>                                    | R: 1<br>E: 0<br>K: 1<br>S: 15   | H: 2<br>LOB: 2<br>BB: 1<br>P: 24 | R: 0<br>E: 0<br>K: 0<br>S: 10 | H: 1<br>LOB: 1<br>BB: 0<br>P: 15     | R: 0<br>E: 0<br>K: 0<br>S: 8  | H: 0<br>LOB: 0<br>BB: 0<br>P: 12 | R: 1<br>E: 0<br>K: 0<br>S: 9 | H: 2<br>LOB: 0<br>BB: 0<br>P: 13 | R: 0<br>E: 0<br>K: 1<br>S: 12 | H: 1<br>LOB: 3<br>BB: 2<br>P: 22 | R: 0<br>E: 0<br>K: 0<br>S: 5 | H: 0<br>LOB: 0<br>BB: 0<br>P: 7   | R: 0<br>E: 0<br>K: 0<br>S: 5 | H: 0<br>LOB: 0<br>BB: 0<br>P: 7 | R: 1<br>E: 0<br>K: 0<br>S: 13 | H: 3<br>LOB: 2<br>BB: 0<br>P: 18 | 1B: 7<br>2B: 1<br>3B: 1<br>HR: 0 | SF: 1<br>SAC: 1<br>DP: 0<br>HBP: 0 | WP: 0<br>PB: 0<br>SB: 0<br>CS: 1 | PA: 35 |
| <b>PITCHER</b>   | IP<br>WLS<br>BF<br>H<br>R<br>ER<br>SO<br>BB<br>IBB<br>HBP<br>BLK<br>WP<br>HR<br>S<br>P<br>ERA<br>WHIP |                                  |                               |                                      |                               |                                  |                              |                                  |                               |                                  |                              | IP<br>WLS<br>BF<br>H<br>R<br>ER<br>SO<br>BB<br>IBB<br>HBP<br>BLK<br>WP<br>HR<br>S<br>P<br>ERA<br>WHIP |                              |                                 |                               |                                  |                                  |                                    |                                  |        |
| 34 Nate Cornejo, R (1, 1)<br>ERA: 4.71                 | 7.0<br>L<br>29<br>6<br>2<br>2<br>2  |                                  |                               |                                      |                               |                                  |                              |                                  |                               |                                  |                              | 0<br>0<br>0<br>0<br>0<br>0<br>0<br>0<br>0<br>0<br>0<br>0<br>0<br>0<br>0<br>0<br>0<br>0                |                              |                                 |                               |                                  |                                  |                                    |                                  |        |
| Eric Eckenstahler, L (8, 1)<br>ERA: 2.35               | 0.0<br>1<br>1<br>1<br>1<br>0  |                                  |                               |                                      |                               |                                  |                              |                                  |                               |                                  |                              | 0<br>0<br>0<br>0<br>0<br>0<br>0<br>0<br>0<br>0<br>0<br>0<br>0<br>0<br>0<br>0<br>0<br>0                |                              |                                 |                               |                                  |                                  |                                    |                                  |        |
| 45 Chris Mears, R (8, 1)<br>ERA: 4.3                   | 1.0<br>5<br>2<br>0<br>0<br>0  |                                  |                               |                                      |                               |                                  |                              |                                  |                               |                                  |                              | 0<br>0<br>0<br>0<br>0<br>0<br>0<br>0<br>0<br>0<br>0<br>0<br>0<br>0<br>0<br>0<br>0<br>0                |                              |                                 |                               |                                  |                                  |                                    |                                  |        |

Detroit Tigers @ Anaheim Angels  
Edison International Field, Anaheim, CA  
Fri Aug 15 2003, 10:05 PM EDT  
Att: 43,174 - Sunny - 81 F

AB 30  
R 3  
H 9  
RBI 3  
BB 3  
SO 2  
LOB 15





| Batter  | 1                            | 2                                | 3                            | 4                                | 5                             | 6                                | 7                            | 8                                | 9                             | AB                               | R                             | H                                | RBI                           | BB                               | SO                           | LOB                              | TOP                           |                                  |                                  |                                    |                                  |        |  |  |  |
|---|------------------------------|----------------------------------|------------------------------|----------------------------------|-------------------------------|----------------------------------|------------------------------|----------------------------------|-------------------------------|----------------------------------|-------------------------------|----------------------------------|-------------------------------|----------------------------------|------------------------------|----------------------------------|-------------------------------|----------------------------------|----------------------------------|------------------------------------|----------------------------------|--------|--|--|--|
| Alex Sanchez, L (1, 8)<br>OBP: 0.313, SLG: 0.367    | L6                           |                                  | G1-3                         |                                  |                               | G5-3                             |                              |                                  | F9                            | 5                                | 1                             | 1                                | 1                             | 0                                | 0                            | 2                                |                               |                                  |                                  |                                    |                                  |        |  |  |  |
| Warren Morris, L (1, 4)<br>OBP: 0.320, SLG: 0.382   | G6-3                         |                                  | HR                           |                                  |                               | F7                               |                              | F8                               | G3                            | 5                                | 1                             | 1                                | 0                             | 0                                | 0                            | 0                                |                               |                                  |                                  |                                    |                                  |        |  |  |  |
| Bobby Higginson, L (1, 9)<br>OBP: 0.331, SLG: 0.381 | F9                           |                                  | HR                           |                                  |                               | BB                               |                              | G3                               | HR                            | 3                                | 2                             | 2                                | 3                             | 2                                | 0                            | 0                                |                               |                                  |                                  |                                    |                                  |        |  |  |  |
| Dmitri Young, S (1, 10)<br>OBP: 0.354, SLG: 0.545   |                              | HR                               | F7                           |                                  |                               | BB                               |                              | E5                               | HR                            | 4                                | 2                             | 2                                | 3                             | 1                                | 0                            | 1                                |                               |                                  |                                  |                                    |                                  |        |  |  |  |
| Carlos Pena, L (1, 3)<br>OBP: 0.333, SLG: 0.445     |                              | G5-4-3                           |                              |                                  |                               | F7                               |                              | G3                               | G3                            | 4                                | 0                             | 1                                | 0                             | 0                                | 0                            | 4                                |                               |                                  |                                  |                                    |                                  |        |  |  |  |
| Kevin Witt, L (1, 7)<br>OBP: 0.319, SLG: 0.432      | K                            |                                  | F9                           |                                  |                               | G5-3                             |                              | G1-6-3                           |                               | 4                                | 0                             | 0                                | 0                             | 0                                | 1                            | 6                                |                               |                                  |                                  |                                    |                                  |        |  |  |  |
| Danny Klassen, R (1, 5)<br>OBP: 0.250, SLG: 0.500   | G5-4-3                       |                                  |                              |                                  |                               | K                                |                              | K                                |                               | 4                                | 0                             | 1                                | 0                             | 0                                | 2                            | 1                                |                               |                                  |                                  |                                    |                                  |        |  |  |  |
| 15 Brandon Inge, R (1, 2)<br>OBP: 0.257, SLG: 0.315 |                              |                                  | SH1-4                        |                                  |                               | F9                               |                              | K                                |                               | 3                                | 1                             | 1                                | 0                             | 1                                | 1                            | 1                                |                               |                                  |                                  |                                    |                                  |        |  |  |  |
| Ramon Santiago, S (1, 6)<br>OBP: 0.284, SLG: 0.280  |                              |                                  | SH1-4                        |                                  |                               | P5                               |                              | F8                               | G3                            | 3                                | 0                             | 0                                | 0                             | 0                                | 0                            | 2                                |                               |                                  |                                  |                                    |                                  |        |  |  |  |
| <b>Inning Stats</b>                                 | R: 0<br>E: 0<br>K: 0<br>S: 6 | H: 0<br>LOB: 0<br>BB: 0<br>P: 13 | R: 1<br>E: 0<br>K: 1<br>S: 9 | H: 2<br>LOB: 0<br>BB: 0<br>P: 12 | R: 4<br>E: 0<br>K: 0<br>S: 16 | H: 3<br>LOB: 1<br>BB: 1<br>P: 28 | R: 0<br>E: 0<br>K: 0<br>S: 7 | H: 1<br>LOB: 1<br>BB: 0<br>P: 10 | R: 0<br>E: 0<br>K: 1<br>S: 14 | H: 0<br>LOB: 2<br>BB: 2<br>P: 25 | R: 0<br>E: 0<br>K: 0<br>S: 12 | H: 1<br>LOB: 1<br>BB: 0<br>P: 17 | R: 0<br>E: 1<br>K: 0<br>S: 13 | H: 1<br>LOB: 2<br>BB: 0<br>P: 22 | R: 0<br>E: 0<br>K: 2<br>S: 7 | H: 0<br>LOB: 0<br>BB: 0<br>P: 11 | R: 2<br>E: 0<br>K: 0<br>S: 14 | H: 1<br>LOB: 0<br>BB: 1<br>P: 20 | 1B: 4<br>2B: 2<br>3B: 0<br>HR: 3 | SF: 0<br>SAC: 1<br>DP: 1<br>HBP: 1 | WP: 0<br>PB: 0<br>SB: 0<br>CS: 0 | PA: 41 |  |  |  |
| <b>PITCHER</b>                                      | IP                           | WLS                              | BF                           | H                                | R                             | ER                               | SO                           | BB                               | IBB                           | HBP                              | BLK                           | WP                               | HR                            | S                                | P                            | ERA                              | WHIP                          |                                  |                                  |                                    |                                  |        |  |  |  |
| Aaron Sele, R (1, 1)<br>ERA: 5.22                   | 4.1                          |                                  | 22                           | 6                                | 5                             | 5                                | 1                            | 3                                | 0                             | 1                                | 0                             | 0                                | 2                             | 40                               | 73                           | 10.38                            | 2.077                         |                                  |                                  |                                    |                                  |        |  |  |  |
| Gary Glover, R (5, 1)<br>ERA: 4.02                  | 1.2                          | W                                | 6                            | 1                                | 0                             | 0                                | 1                            | 0                                | 0                             | 0                                | 0                             | 0                                | 0                             | 24                               | 32                           | 0.00                             | 0.600                         |                                  |                                  |                                    |                                  |        |  |  |  |
| Ben Weber, R (7, 1)<br>ERA: 2.94                    | 1.0                          | H                                | 5                            | 1                                | 0                             | 0                                | 0                            | 0                                | 0                             | 0                                | 0                             | 0                                | 0                             | 13                               | 22                           | 0.00                             | 1.000                         |                                  |                                  |                                    |                                  |        |  |  |  |
| Francisco Rodriguez, R (8, 1)<br>ERA: 2.94          | 2.0                          |                                  | 8                            | 1                                | 2                             | 2                                | 2                            | 1                                | 0                             | 0                                | 0                             | 0                                | 1                             | 21                               | 31                           | 9.00                             | 1.000                         |                                  |                                  |                                    |                                  |        |  |  |  |

Detroit Tigers @ Anaheim Angels  
Edison International Field, Anaheim, CA  
Sat Aug 16 2003, 10:05 PM EDT  
Att: 42,337 - Sunny - 88 F

|     |    |
|-----|----|
| AB  | 35 |
| R   | 7  |
| H   | 9  |
| RBI | 7  |
| BB  | 4  |
| SO  | 4  |
| LOB | 17 |



| Batter  | 1                             | 2                                | 3                            | 4                               | 5                             | 6                                | 7                            | 8                                | 9                             | AB                               | R                            | H                                | RBI                           | BB                               | SO                           | LOB                              | BOTTOM                           |                                    |                                  |        |  |  |  |  |  |
|---|-------------------------------|----------------------------------|------------------------------|---------------------------------|-------------------------------|----------------------------------|------------------------------|----------------------------------|-------------------------------|----------------------------------|------------------------------|----------------------------------|-------------------------------|----------------------------------|------------------------------|----------------------------------|----------------------------------|------------------------------------|----------------------------------|--------|--|--|--|--|--|
| David Eckstein, R (1, 6)<br>OBP: 0.328, SLG: 0.324      | F9                            |                                  | G4-3                         |                                 |                               | K                                |                              |                                  |                               | 4                                | 1                            | 1                                | 2                             | 0                                | 1                            | 2                                |                                  |                                    |                                  |        |  |  |  |  |  |
| Eric Owens, R (1, 8)<br>OBP: 0.256, SLG: 0.272          | F8                            |                                  | SF9                          |                                 |                               |                                  |                              | F8                               | F9                            | 4                                | 1                            | 1                                | 1                             | 0                                | 0                            | 2                                |                                  |                                    |                                  |        |  |  |  |  |  |
| 16 Garret Anderson, L (1, 10)<br>OBP: 0.349, SLG: 0.571 |                               |                                  | L9                           |                                 |                               |                                  |                              |                                  | FC3-6                         | 5                                | 2                            | 3                                | 1                             | 0                                | 0                            | 3                                |                                  |                                    |                                  |        |  |  |  |  |  |
| Tim Salmon, R (1, 9)<br>OBP: 0.371, SLG: 0.471          | F8                            |                                  |                              |                                 |                               |                                  |                              |                                  |                               | 4                                | 1                            | 1                                | 0                             | 0                                | 0                            | 3                                |                                  |                                    |                                  |        |  |  |  |  |  |
| Jeff DaVanon, S (8, 9)<br>OBP: 0.353, SLG: 0.471        |                               |                                  |                              |                                 |                               |                                  |                              |                                  |                               | 1                                | 0                            | 1                                | 1                             | 0                                | 0                            | 0                                |                                  |                                    |                                  |        |  |  |  |  |  |
| Shawn Wooten, R (1, 3)<br>OBP: 0.324, SLG: 0.378        |                               |                                  | P2                           |                                 |                               |                                  |                              |                                  |                               | 3                                | 1                            | 0                                | 1                             | 1                                | 1                            | 1                                |                                  |                                    |                                  |        |  |  |  |  |  |
| Alfredo Amezaga, S (7, PR)<br>OBP: 0.105, SLG: 0.108    |                               |                                  |                              |                                 |                               |                                  |                              |                                  |                               | 1                                | 1                            | 0                                | 0                             | 0                                | 0                            | 2                                |                                  |                                    |                                  |        |  |  |  |  |  |
| Scott Spiezio, S (1, 5)<br>OBP: 0.320, SLG: 0.436       |                               |                                  | K                            |                                 |                               |                                  |                              |                                  |                               | 4                                | 0                            | 2                                | 4                             | 0                                | 1                            | 0                                |                                  |                                    |                                  |        |  |  |  |  |  |
| Adam Riggs, R (1, 7)<br>OBP: 0.333, SLG: 0.290          |                               |                                  |                              |                                 |                               |                                  |                              |                                  |                               | 2                                | 1                            | 0                                | 0                             | 1                                | 0                            | 1                                |                                  |                                    |                                  |        |  |  |  |  |  |
| 9 Chone Figgins, S (7, 8)<br>OBP: 0.333, SLG: 0.329     |                               |                                  |                              |                                 |                               |                                  |                              |                                  |                               | 0                                | 0                            | 0                                | 1                             | 0                                | 0                            | 0                                |                                  |                                    |                                  |        |  |  |  |  |  |
| Adam Kennedy, L (1, 4)<br>OBP: 0.341, SLG: 0.400        |                               |                                  | G4-3                         |                                 |                               |                                  |                              |                                  |                               | 4                                | 2                            | 2                                | 0                             | 0                                | 0                            | 1                                |                                  |                                    |                                  |        |  |  |  |  |  |
| José Molina, R (1, 2)<br>OBP: 0.214, SLG: 0.244         |                               |                                  | G4-3                         |                                 |                               |                                  |                              |                                  |                               | 2                                | 1                            | 0                                | 0                             | 0                                | 1                            | 2                                |                                  |                                    |                                  |        |  |  |  |  |  |
| <b>Inning Stats</b>                                     | R: 0<br>E: 0<br>K: 0<br>S: 12 | H: 1<br>LOB: 1<br>BB: 0<br>P: 19 | R: 0<br>E: 0<br>K: 1<br>S: 5 | H: 0<br>LOB: 0<br>BB: 0<br>P: 7 | R: 1<br>E: 0<br>K: 0<br>S: 17 | H: 1<br>LOB: 1<br>BB: 0<br>P: 26 | R: 0<br>E: 0<br>K: 1<br>S: 6 | H: 0<br>LOB: 0<br>BB: 0<br>P: 10 | R: 6<br>E: 0<br>K: 1<br>S: 21 | H: 5<br>LOB: 1<br>BB: 2<br>P: 35 | R: 0<br>E: 0<br>K: 1<br>S: 8 | H: 0<br>LOB: 0<br>BB: 0<br>P: 11 | R: 3<br>E: 1<br>K: 0<br>S: 10 | H: 3<br>LOB: 1<br>BB: 0<br>P: 22 | R: 1<br>E: 0<br>K: 0<br>S: 9 | H: 1<br>LOB: 2<br>BB: 0<br>P: 16 | 1B: 8<br>2B: 2<br>3B: 1<br>HR: 0 | SF: 2<br>SAC: 0<br>DP: 0<br>HBP: 3 | WP: 0<br>PB: 0<br>SB: 1<br>CS: 0 | PA: 41 |  |  |  |  |  |
| <b>PITCHER</b>  | IP                            | WLS                              | BF                           | H                               | R                             | ER                               | SO                           | BB                               | IBB                           | HBP                              | BLK                          | WP                               | HR                            | S                                | P                            | ERA                              | WHIP                             |                                    |                                  |        |  |  |  |  |  |
| Wilfredo Ledezma, L (1, 1)<br>ERA: 5.26                 | 4.1                           | L                                | 21                           | 6                               | 6                             | 6                                | 3                            | 1                                | 0                             | 1                                | 0                            | 0                                | 0                             | 53                               | 81                           | 12.46                            | 1.615                            |                                    |                                  |        |  |  |  |  |  |
| Chris Spurling, R (5, 1)<br>ERA: 4.66                   | 0.2                           |                                  | 4                            | 1                               | 1                             | 1                                | 0                            | 1                                | 0                             | 0                                | 0                            | 0                                | 0                             | 8                                | 16                           | 13.50                            | 3.000                            |                                    |                                  |        |  |  |  |  |  |
| Jamie Walker, L (6, 1)<br>ERA: 3.66                     | 1.1                           |                                  | 8                            | 3                               | 3                             | 1                                | 1                            | 0                                | 0                             | 0                                | 0                            | 0                                | 0                             | 16                               | 28                           | 6.75                             | 2.250                            |                                    |                                  |        |  |  |  |  |  |
| Steve Sparks, R (7, 1)<br>ERA: 4.53                     | 1.2                           |                                  | 8                            | 1                               | 1                             | 1                                | 0                            | 0                                | 0                             | 2                                | 0                            | 0                                | 0                             | 11                               | 21                           | 5.40                             | 0.600                            |                                    |                                  |        |  |  |  |  |  |

Detroit Tigers @ Anaheim Angels  
Edison International Field, Anaheim, CA  
Sat Aug 16 2003, 10:05 PM EDT  
Att: 42,337 - Sunny - 88 F

|     |    |
|-----|----|
| AB  | 34 |
| R   | 11 |
| H   | 11 |
| RBI | 11 |
| BB  | 2  |
| SO  | 4  |
| LOB | 17 |





| Batter  | 1                            | 2                                | 3                            | 4                                | 5                            | 6                                | 7                             | 8                                | 9                             | AB                               | R                             | H                                | RBI                           | BB                               | SO                            | LOB                              | TOP   |                                  |                                    |                         |
|---|------------------------------|----------------------------------|------------------------------|----------------------------------|------------------------------|----------------------------------|-------------------------------|----------------------------------|-------------------------------|----------------------------------|-------------------------------|----------------------------------|-------------------------------|----------------------------------|-------------------------------|----------------------------------|---|----------------------------------|------------------------------------|-------------------------|
| <b>Ben Petrick, R</b><br>OBP: 0.231, SLG: 0.360<br>(1, 8)   | P5                           |                                  | BB<br>1B                     |                                  | F9                           |                                  | HR                            | G5-3                             |                               | 5                                | 1                             | 2                                | 1                             | 0                                | 0                             | 0                                | <b>Detroit Tigers @ Anaheim Angels</b><br>Edison International Field, Anaheim, CA<br>Sun Aug 17 2003, 4:05 PM EDT<br>Att: 40,745 - Sunny - 88 F |                                  |                                    |                         |
| <b>Warren Morris, L</b><br>OBP: 0.322, SLG: 0.380<br>(1, 4)   | K                            |                                  | BB                           |                                  | 1B                           |                                  | G6-3                          |                                  |                               | 4                                | 0                             | 1                                | 0                             | 1                                | 2                             | 0                                |   |                                  |                                    |                         |
| <b>Bobby Higginson, L</b><br>OBP: 0.332, SLG: 0.390<br>(1, 9)   | HR                           |                                  | P5                           |                                  | 1B                           |                                  | F7                            |                                  |                               | 5                                | 1                             | 2                                | 1                             | 0                                | 0                             | 2                                |   |                                  |                                    |                         |
| <b>Dmitri Young, S</b><br>OBP: 0.357, SLG: 0.545<br>(1, 10)   | G3                           |                                  |                              |                                  | 1B                           |                                  | 1B                            |                                  |                               | 5                                | 0                             | 3                                | 0                             | 0                                | 0                             | 0                                |   |                                  |                                    |                         |
| <b>Carlos Pena, L</b><br>OBP: 0.337, SLG: 0.444<br>(1, 3)   |                              | G4-6-3<br>BB                     |                              | G1-3<br>1B                       | FC4-6<br>BB                  |                                  | K                             |                                  |                               | 3                                | 1                             | 1                                | 0                             | 2                                | 2                             | 2                                |   |                                  |                                    |                         |
| <b>Kevin Witt, L</b><br>OBP: 0.322, SLG: 0.438<br>(1, 7)  | G4-6-3                       |                                  |                              | G1-3<br>1B                       | FC4-6                        |                                  |                               |                                  |                               | 4                                | 2                             | 2                                | 0                             | 0                                | 0                             | 4                                |   |                                  |                                    |                         |
| <b>Shane Halter, R</b><br>OBP: 0.263, SLG: 0.314<br>(1, 5)  | K                            |                                  |                              | G1-3                             |                              |                                  | F9                            |                                  |                               | 4                                | 0                             | 0                                | 0                             | 0                                | 1                             | 3                                |   |                                  |                                    |                         |
| <b>15 Brandon Inge, R</b><br>OBP: 0.261, SLG: 0.324<br><b>Matt Walbeck, S</b><br>OBP: 0.216, SLG: 0.256<br>(8, 2) |                              |                                  | F8                           |                                  | 1B                           |                                  | K                             |                                  |                               | 4                                | 1                             | 2                                | 3                             | 0                                | 1                             | 0                                |   |                                  |                                    |                         |
| <b>Danny Klassen, R</b><br>OBP: 0.125, SLG: 0.250<br>(1, 6)   |                              |                                  | K                            |                                  | F9                           |                                  | K                             |                                  |                               | 0                                | 0                             | 0                                | 0                             | 0                                | 0                             | 0                                |   |                                  |                                    |                         |
| <b>Inning Stats</b>   | R: 1<br>E: 0<br>K: 1<br>S: 7 | H: 1<br>LOB: 0<br>BB: 0<br>P: 11 | R: 0<br>E: 0<br>K: 1<br>S: 7 | H: 0<br>LOB: 0<br>BB: 1<br>P: 12 | R: 0<br>E: 0<br>K: 1<br>S: 8 | H: 1<br>LOB: 2<br>BB: 1<br>P: 14 | R: 2<br>E: 0<br>K: 0<br>S: 14 | H: 3<br>LOB: 1<br>BB: 1<br>P: 20 | R: 0<br>E: 0<br>K: 2<br>S: 10 | H: 0<br>LOB: 3<br>BB: 1<br>P: 15 | R: 1<br>E: 0<br>K: 1<br>S: 12 | H: 2<br>LOB: 1<br>BB: 0<br>P: 22 | R: 2<br>E: 0<br>K: 0<br>S: 11 | H: 2<br>LOB: 0<br>BB: 0<br>P: 16 | R: 0<br>E: 0<br>K: 2<br>S: 11 | H: 1<br>LOB: 1<br>BB: 0<br>P: 17 |   | 1B: 9<br>2B: 2<br>3B: 0<br>HR: 2 | SF: 0<br>SAC: 0<br>DP: 1<br>HBP: 0 | WP: 2<br>PB: 0<br>CS: 0 |
| <b>PITCHER</b>  | IP                           | WLS                              | BF                           | H                                | R                            | ER                               | SO                            | BB                               | IBB                           | HBP                              | BLK                           | WP                               | HR                            | S                                | P                             | ERA                              | WHIP  |                                  |                                    |                         |
| <b>Ramon Ortiz, R</b><br>ERA: 4.71<br>(1, 1)  | 6.0                          | W                                | 27                           | 8                                | 3                            | 3                                | 5                             | 3                                | 0                             | 0                                | 0                             | 1                                | 1                             | 57                               | 96                            | 4.50                             | 1.833   |                                  |                                    |                         |
| <b>Greg Jones, R</b><br>ERA: 2.25<br>(7, 1)   | 2.0                          | H                                | 10                           | 4                                | 3                            | 3                                | 1                             | 0                                | 0                             | 0                                | 0                             | 1                                | 1                             | 23                               | 38                            | 13.50                            | 2.000   |                                  |                                    |                         |
| <b>Francisco Rodriguez, R</b><br>ERA: 2.9<br>(9, 1)   | 1.0                          |                                  | 4                            | 1                                | 0                            | 0                                | 2                             | 0                                | 0                             | 0                                | 0                             | 0                                | 0                             | 11                               | 17                            | 0.00                             | 1.000   |                                  |                                    |                         |

| Batter  | 1                            | 2                                | 3                             | 4                                | 5                            | 6                               | 7                             | 8                                | 9                             | AB                               | R                             | H                                | RBI                           | BB                               | SO                            | LOB                              | BOTTOM  |                                  |                                    |                                  |
|---|------------------------------|----------------------------------|-------------------------------|----------------------------------|------------------------------|---------------------------------|-------------------------------|----------------------------------|-------------------------------|----------------------------------|-------------------------------|----------------------------------|-------------------------------|----------------------------------|-------------------------------|----------------------------------|---|----------------------------------|------------------------------------|----------------------------------|
| <b>David Eckstein, R</b><br>OBP: 0.328, SLG: 0.327<br><b>39 Robb Quinlan, R</b><br>OBP: 0.355, SLG: 0.386<br>(6, 3)           | G6-3                         | G6-3                             |                               | 2B                               |                              | SH1-4                           | E6<br>1B                      |                                  |                               | 3                                | 0                             | 1                                | 1                             | 0                                | 0                             | 1                                | <b>Detroit Tigers @ Anaheim Angels</b><br>Edison International Field, Anaheim, CA<br>Sun Aug 17 2003, 4:05 PM EDT<br>Att: 40,745 - Sunny - 88 F |                                  |                                    |                                  |
| <b>9 Chone Figgins, S</b><br>OBP: 0.337, SLG: 0.333<br>(1, 8)   | B1-3                         |                                  | G6-3                          | F7                               |                              | 1B                              | 1B                            |                                  |                               | 5                                | 1                             | 2                                | 3                             | 0                                | 0                             | 2                                |   |                                  |                                    |                                  |
| <b>16 Garret Anderson, L</b><br>OBP: 0.351, SLG: 0.575<br><b>Eric Owens, R</b><br>OBP: 0.256, SLG: 0.272<br>(7, PR)<br>(8, 7) | 1B                           |                                  | F8                            |                                  | G4-3                         | 2B                              | 2B                            |                                  |                               | 5                                | 0                             | 3                                | 2                             | 0                                | 0                             | 0                                |   |                                  |                                    |                                  |
| <b>Tim Salmon, R</b><br>OBP: 0.367, SLG: 0.465<br>(1, 10)   | L6                           |                                  | F7                            |                                  | F7                           | K                               | F9                            |                                  |                               | 5                                | 0                             | 0                                | 0                             | 0                                | 1                             | 3                                |   |                                  |                                    |                                  |
| <b>Scott Spiezio, S</b><br>OBP: 0.323, SLG: 0.446<br>(6, 5)   |                              | G5-3<br>HR<br>1B                 |                               | HR                               |                              |                                 | G6-3                          | F8                               |                               | 5                                | 2                             | 3                                | 1                             | 0                                | 0                             | 0                                |   |                                  |                                    |                                  |
| <b>Jeff DaVanon, S</b><br>OBP: 0.358, SLG: 0.473<br>(1, 9)  |                              | F7                               |                               | FC5<br>2B                        | BB                           |                                 | S<br>FC3-6<br>BB              | K                                |                               | 3                                | 1                             | 1                                | 0                             | 2                                | 1                             | 1                                |   |                                  |                                    |                                  |
| <b>Bengie Molina, R</b><br>OBP: 0.305, SLG: 0.435<br>(1, 2)   |                              | G5-3                             |                               | G5-3                             | K                            |                                 | FC3-6<br>BB                   | 1B                               |                               | 4                                | 0                             | 1                                | 0                             | 1                                | 1                             | 4                                |   |                                  |                                    |                                  |
| <b>Adam Kennedy, L</b><br>OBP: 0.347, SLG: 0.413<br>(1, 4)  |                              | HR                               |                               | FC5<br>2B<br>HBP                 |                              | SH1-4<br>9<br>1B                | FC3-6<br>E<br>39<br>E         | FC6<br>1B                        |                               | 4                                | 4                             | 3                                | 3                             | 0                                | 0                             | 1                                |   |                                  |                                    |                                  |
| <b>Alfredo Amezaga, S</b><br>OBP: 0.163, SLG: 0.125<br>(6, 6)   |                              |                                  |                               | FC5<br>2B                        |                              | SH1-4<br>9<br>1B<br>HBP         | FC3-6<br>E<br>39<br>E         | FC6<br>1B                        |                               | 3                                | 2                             | 1                                | 0                             | 1                                | 0                             | 4                                |   |                                  |                                    |                                  |
| <b>Inning Stats</b>   | R: 0<br>E: 0<br>K: 0<br>S: 7 | H: 1<br>LOB: 1<br>BB: 0<br>P: 10 | R: 2<br>E: 0<br>K: 0<br>S: 14 | H: 3<br>LOB: 1<br>BB: 0<br>P: 25 | R: 0<br>E: 0<br>K: 0<br>S: 6 | H: 0<br>LOB: 0<br>BB: 0<br>P: 7 | R: 2<br>E: 0<br>K: 0<br>S: 12 | H: 3<br>LOB: 2<br>BB: 0<br>P: 21 | R: 0<br>E: 0<br>K: 1<br>S: 12 | H: 1<br>LOB: 2<br>BB: 1<br>P: 22 | R: 2<br>E: 0<br>K: 0<br>S: 15 | H: 3<br>LOB: 1<br>BB: 3<br>P: 25 | R: 5<br>E: 1<br>K: 0<br>S: 15 | H: 2<br>LOB: 1<br>BB: 3<br>P: 31 | R: 0<br>E: 0<br>K: 1<br>S: 11 | H: 2<br>LOB: 2<br>BB: 0<br>P: 15 |   | 1B: 9<br>2B: 4<br>3B: 0<br>HR: 2 | SF: 0<br>SAC: 1<br>DP: 0<br>HBP: 2 | WP: 0<br>PB: 0<br>SB: 6<br>CS: 0 |
| <b>PITCHER</b>  | IP                           | WLS                              | BF                            | H                                | R                            | ER                              | SO                            | BB                               | IBB                           | HBP                              | BLK                           | WP                               | HR                            | S                                | P                             | ERA                              | WHIP  |                                  |                                    |                                  |
| <b>38 Jeremy Bondeman, R</b><br>ERA: 5.22<br>(6, 1)   | 5.0                          | L                                | 25                            | 8                                | 4                            | 4                               | 1                             | 1                                | 0                             | 1                                | 0                             | 0                                | 0                             | 10                               | 16                            | 27.00                            | 3.000   |                                  |                                    |                                  |
| <b>Eric Eckenstahler, L</b><br>ERA: 3.12<br>(6, 1)  | 1.0                          |                                  | 6                             | 1                                | 2                            | 1                               | 1                             | 2                                | 0                             | 0                                | 0                             | 0                                | 0                             | 12                               | 26                            | 9.00                             | 3.000   |                                  |                                    |                                  |
| <b>Chris Mears, R</b><br>ERA: 4.24<br>(7, 1)  | 0.1                          |                                  | 5                             | 2                                | 3                            | 0                               | 0                             | 1                                | 0                             | 0                                | 0                             | 0                                | 0                             | 8                                | 14                            | 0.00                             | 9.000   |                                  |                                    |                                  |
| <b>Danny Patterson, R</b><br>ERA: 1.58<br>(8, 1)  | 1.0                          |                                  | 5                             | 2                                | 0                            | 0                               | 1                             | 0                                | 0                             | 0                                | 0                             | 0                                | 0                             | 11                               | 15                            | 0.00                             | 2.000   |                                  |                                    |                                  |



| Batter  | 1                            | 2                                | 3                                | 4                               | 5                             | 6                                | 7                             | 8                                | 9                             | AB                               | R                            | H                               | RBI                           | BB                               | SO                           | LOB                             | TOP                            |                                  |                                  |                                    |                                  |        |  |  |  |  |  |  |
|---|------------------------------|----------------------------------|----------------------------------|---------------------------------|-------------------------------|----------------------------------|-------------------------------|----------------------------------|-------------------------------|----------------------------------|------------------------------|---------------------------------|-------------------------------|----------------------------------|------------------------------|---------------------------------|--------------------------------|----------------------------------|----------------------------------|------------------------------------|----------------------------------|--------|--|--|--|--|--|--|
| <b>9 Chone Figgins, S</b><br>OBP: 0.333, SLG: 0.330<br>(1, 8)   | G6-3                         |                                  | 1-1<br>16<br>1B                  |                                 |                               | 0-3<br>K                         |                               |                                  |                               |                                  |                              |                                 |                               |                                  |                              |                                 | 4 0 1 0 0 2 0                  |                                  |                                  |                                    |                                  |        |  |  |  |  |  |  |
| <b>Eric Owens, R</b><br>OBP: 0.256, SLG: 0.272<br>(1, 9)  | 1B                           |                                  | 1-3<br>K                         |                                 |                               | 3-2<br>F9                        |                               |                                  | 2-1<br>P3                     |                                  |                              |                                 |                               |                                  |                              |                                 | 4 0 1 0 0 1 2                  |                                  |                                  |                                    |                                  |        |  |  |  |  |  |  |
| <b>16 Garret Anderson, L</b><br>OBP: 0.350, SLG: 0.573<br>(1, 7)  | P4                           |                                  | 0-0<br>FC5-4<br>1B               |                                 |                               | 0-1<br>G4-3                      |                               |                                  | 2-0<br>G4-3                   |                                  |                              |                                 |                               |                                  |                              |                                 | 4 0 1 1 0 0 1                  |                                  |                                  |                                    |                                  |        |  |  |  |  |  |  |
| <b>Tim Salmon, R</b><br>OBP: 0.366, SLG: 0.463<br>(1, 10)   | L6                           |                                  | 1-1<br>FC5-4<br>1B               |                                 |                               | 1-1<br>1B                        |                               |                                  | 1-0<br>G5-3                   |                                  |                              |                                 |                               |                                  |                              |                                 | 4 0 1 0 0 0 3                  |                                  |                                  |                                    |                                  |        |  |  |  |  |  |  |
| <b>Scott Spiezio, S</b><br>OBP: 0.323, SLG: 0.442<br>(1, 5)   |                              | 1-0<br>P3                        |                                  |                                 | 2-1<br>F8                     |                                  |                               |                                  | 0-0<br>F7                     |                                  |                              |                                 |                               |                                  |                              |                                 | 3 0 0 0 1 0 1                  |                                  |                                  |                                    |                                  |        |  |  |  |  |  |  |
| <b>Bengie Molina, R</b><br>OBP: 0.303, SLG: 0.431<br>(1, 2)   | G3-1                         |                                  | 0-1<br>G3-1                      |                                 | 3-2<br>G3-1                   |                                  |                               |                                  | 0-0<br>F9                     |                                  |                              |                                 |                               |                                  |                              |                                 | 3 0 0 0 0 0 1                  |                                  |                                  |                                    |                                  |        |  |  |  |  |  |  |
| <b>Adam Riggs, R</b><br>OBP: 0.244, SLG: 0.590<br><b>39 Robb Quinlan, R</b><br>OBP: 0.349, SLG: 0.379<br>(7, 3) | F8                           |                                  | 2-0<br>F8                        |                                 | 3-2<br>1B                     |                                  |                               |                                  | 3-2<br>SH1-3<br>2B            |                                  |                              |                                 |                               |                                  |                              |                                 | 3 1 2 0 0 0 0<br>1 0 0 0 0 0 1 |                                  |                                  |                                    |                                  |        |  |  |  |  |  |  |
| <b>Adam Kennedy, L</b><br>OBP: 0.344, SLG: 0.410<br>(1, 4)  |                              |                                  | 2-3<br>K                         |                                 | 0-0<br>F7                     |                                  |                               |                                  | 0-1<br>SH1-3                  |                                  |                              |                                 |                               |                                  |                              |                                 | 3 0 0 0 0 1 2                  |                                  |                                  |                                    |                                  |        |  |  |  |  |  |  |
| <b>Alfredo Amezaga, S</b><br>OBP: 0.178, SLG: 0.122<br>(1, 6)   |                              |                                  | 4-2<br>9<br>1B<br>16<br>1B<br>BB |                                 |                               | 0-3<br>K                         |                               |                                  | 1-1<br>SH1-5-3                |                                  |                              |                                 |                               |                                  |                              |                                 | 1 1 0 1 1 1 0                  |                                  |                                  |                                    |                                  |        |  |  |  |  |  |  |
| <b>Inning Stats</b>   | R: 0<br>E: 0<br>K: 0<br>S: 8 | H: 1<br>LOB: 1<br>BB: 0<br>P: 14 | R: 0<br>E: 0<br>K: 0<br>S: 4     | H: 0<br>LOB: 0<br>BB: 0<br>P: 7 | R: 1<br>E: 0<br>K: 2<br>S: 14 | H: 2<br>LOB: 2<br>BB: 1<br>P: 23 | R: 0<br>E: 0<br>K: 0<br>S: 10 | H: 1<br>LOB: 1<br>BB: 0<br>P: 18 | R: 0<br>E: 0<br>K: 0<br>S: 10 | H: 0<br>LOB: 0<br>BB: 0<br>P: 13 | R: 0<br>E: 0<br>K: 0<br>S: 6 | H: 1<br>LOB: 1<br>BB: 0<br>P: 7 | R: 0<br>E: 0<br>K: 0<br>S: 10 | H: 1<br>LOB: 0<br>BB: 0<br>P: 15 | R: 0<br>E: 0<br>K: 0<br>S: 4 | H: 0<br>LOB: 0<br>BB: 0<br>P: 9 | R: 0<br>E: 0<br>K: 0<br>S: 11  | H: 0<br>LOB: 1<br>BB: 1<br>P: 16 | 1B: 5<br>2B: 1<br>3B: 0<br>HR: 0 | SF: 0<br>SAC: 3<br>DP: 0<br>HBP: 0 | WP: 0<br>PB: 0<br>SB: 0<br>CS: 0 | PA: 35 |  |  |  |  |  |  |
| <b>PITCHER</b>  | IP                           | WLS                              | BF                               | H                               | R                             | ER                               | SO                            | BB                               | IBB                           | HBP                              | BLK                          | WP                              | HR                            | S                                | P                            | ERA                             | WHIP                           |                                  |                                  |                                    |                                  |        |  |  |  |  |  |  |
| <b>56 Mark Buehrle, L</b><br>ERA: 4.14<br><b>Tom Gordon, R</b><br>ERA: 3.64                                     | (1, 1)                       |                                  | 8.0                              | 31                              | 6                             | 2                                | 2                             | 5                                | 1                             | 0                                | 0                            | 0                               | 0                             | 0                                | 66                           | 106                             | 2.25                           | 0.875                            |                                  |                                    |                                  |        |  |  |  |  |  |  |
| (9, 1)  |                              | 1.0                              | W                                | 4                               | 0                             | 0                                | 0                             | 0                                | 1                             | 0                                | 0                            | 0                               | 0                             | 0                                | 11                           | 16                              | 0.00                           | 1.000                            |                                  |                                    |                                  |        |  |  |  |  |  |  |

Anaheim Angels @ Chicago White Sox  
U.S. Cellular Field, Chicago, IL  
Mon Aug 18 2003, 8:05 PM EDT  
Att: 32,381 - Sunny - 81 F

livebaseballscorecards.com

AB 30  
R 2  
H 6  
RBI 2  
BB 2  
SO 5  
LOB 11



| Batter   | 1                            | 2                                | 3                            | 4                                | 5                            | 6                               | 7                            | 8                                | 9                             | AB                               | R                            | H                               | RBI                          | BB                               | SO                           | LOB                             | BOTTOM                        |                                  |                                  |                                    |                                  |        |  |  |  |  |  |
|--|------------------------------|----------------------------------|------------------------------|----------------------------------|------------------------------|---------------------------------|------------------------------|----------------------------------|-------------------------------|----------------------------------|------------------------------|---------------------------------|------------------------------|----------------------------------|------------------------------|---------------------------------|-------------------------------|----------------------------------|----------------------------------|------------------------------------|----------------------------------|--------|--|--|--|--|--|
| <b>Tony Graffanino, R</b><br>OBP: 0.340, SLG: 0.455<br>(1, 5)  | G5-3                         |                                  |                              | 1-0<br>G6-3                      |                              | 0-0<br>G6-3                     |                              |                                  | 3-2<br>SH5-4<br>HR<br>2B      |                                  |                              |                                 |                              |                                  |                              |                                 | 4 1 1 0 0 0 0                 |                                  |                                  |                                    |                                  |        |  |  |  |  |  |
| <b>Roberto Alomar, S</b><br>OBP: 0.339, SLG: 0.344<br>(1, 4)   | F9                           |                                  |                              | 1-0<br>G6-3                      |                              |                                 | 0-1<br>HR<br>1B              |                                  | 1-1<br>SH5-4                  |                                  |                              |                                 |                              |                                  |                              |                                 | 3 1 1 0 0 0 0                 |                                  |                                  |                                    |                                  |        |  |  |  |  |  |
| <b>Frank Thomas, R</b><br>OBP: 0.386, SLG: 0.543<br>(1, 10)    | F9                           |                                  |                              | 1-2<br>L5                        |                              |                                 | 0-1<br>HR                    |                                  | 2-3<br>HR                     |                                  |                              |                                 |                              |                                  |                              |                                 | 4 2 2 4 0 0 0                 |                                  |                                  |                                    |                                  |        |  |  |  |  |  |
| <b>Magglio Ordonez, R</b><br>OBP: 0.383, SLG: 0.555<br>(1, 9)  |                              | 0-2<br>G5-3                      |                              |                                  |                              | 0-0<br>F8                       |                              |                                  | 0-0<br>E5                     |                                  |                              |                                 |                              |                                  |                              |                                 | 3 0 0 0 0 0 0                 |                                  |                                  |                                    |                                  |        |  |  |  |  |  |
| <b>Carlos Lee, R</b><br>OBP: 0.325, SLG: 0.498<br>(1, 7)       |                              | 3-1<br>L7                        |                              |                                  |                              | 2-3<br>K                        |                              |                                  | 0-1<br>F7                     |                                  |                              |                                 |                              |                                  |                              |                                 | 3 0 0 0 0 1 1                 |                                  |                                  |                                    |                                  |        |  |  |  |  |  |
| <b>Carl Everett, S</b><br>OBP: 0.362, SLG: 0.507<br>(1, 8)     |                              | 3-2<br>F8                        |                              |                                  |                              | 1-0<br>HBP                      |                              |                                  | 1-1<br>G5-4-3                 |                                  |                              |                                 |                              |                                  |                              |                                 | 2 0 0 0 0 0 1                 |                                  |                                  |                                    |                                  |        |  |  |  |  |  |
| <b>14 Paul Konerko, R</b><br>OBP: 0.288, SLG: 0.378<br>(1, 3)  |                              |                                  | 0-1<br>F7                    |                                  |                              | 2-3<br>K                        |                              |                                  | 0-1<br>G1-6-3                 |                                  |                              |                                 |                              |                                  |                              |                                 | 3 0 0 0 0 1 1                 |                                  |                                  |                                    |                                  |        |  |  |  |  |  |
| <b>Jose Valentin, S</b><br>OBP: 0.321, SLG: 0.442<br>(1, 6)    |                              |                                  | 1-0<br>G6-3                  |                                  |                              |                                 |                              |                                  | 0-1<br>P2                     |                                  |                              |                                 |                              |                                  |                              |                                 | 3 0 0 0 0 0 0                 |                                  |                                  |                                    |                                  |        |  |  |  |  |  |
| <b>Sandy Alomar Jr., R</b><br>OBP: 0.273, SLG: 0.400<br>(1, 2) |                              |                                  | 1-0<br>F8                    |                                  |                              |                                 |                              |                                  | 0-1<br>G3                     |                                  |                              |                                 |                              |                                  |                              |                                 | 3 0 0 0 0 0 0                 |                                  |                                  |                                    |                                  |        |  |  |  |  |  |
| <b>Inning Stats</b>  | R: 0<br>E: 0<br>K: 0<br>S: 9 | H: 0<br>LOB: 0<br>BB: 0<br>P: 14 | R: 0<br>E: 0<br>K: 0<br>S: 9 | H: 0<br>LOB: 0<br>BB: 0<br>P: 15 | R: 0<br>E: 0<br>K: 0<br>S: 4 | H: 0<br>LOB: 0<br>BB: 0<br>P: 6 | R: 0<br>E: 0<br>K: 0<br>S: 7 | H: 0<br>LOB: 0<br>BB: 0<br>P: 10 | R: 0<br>E: 0<br>K: 0<br>S: 10 | H: 0<br>LOB: 1<br>BB: 0<br>P: 15 | R: 0<br>E: 0<br>K: 0<br>S: 5 | H: 0<br>LOB: 0<br>BB: 0<br>P: 5 | R: 2<br>E: 1<br>K: 0<br>S: 9 | H: 2<br>LOB: 0<br>BB: 0<br>P: 10 | R: 0<br>E: 0<br>K: 0<br>S: 6 | H: 0<br>LOB: 0<br>BB: 0<br>P: 9 | R: 2<br>E: 0<br>K: 0<br>S: 10 | H: 2<br>LOB: 0<br>BB: 0<br>P: 17 | 1B: 1<br>2B: 1<br>3B: 0<br>HR: 2 | SF: 0<br>SAC: 1<br>DP: 1<br>HBP: 1 | WP: 0<br>PB: 0<br>SB: 0<br>CS: 0 | PA: 30 |  |  |  |  |  |
| <b>PITCHER</b>   | IP                           | WLS                              | BF                           | H                                | R                            | ER                              | SO                           | BB                               | IBB                           | HBP                              | BLK                          | WP                              | HR                           | S                                | P                            | ERA                             | WHIP                          |                                  |                                  |                                    |                                  |        |  |  |  |  |  |
| <b>Jarrod Washburn, L</b><br>ERA: 4.38                         | (1, 1)                       |                                  | 8.1                          | L                                | 30                           | 4                               | 4                            | 4                                | 2                             | 0                                | 0                            | 0                               | 2                            | 69                               | 101                          | 4.32                            | 0.480                         |                                  |                                  |                                    |                                  |        |  |  |  |  |  |

Anaheim Angels @ Chicago White Sox  
U.S. Cellular Field, Chicago, IL  
Mon Aug 18 2003, 8:05 PM EDT  
Att: 32,381 - Sunny - 81 F

livebaseballscorecards.com

AB 28  
R 4  
H 4  
RBI 4  
BB 0  
SO 2  
LOB 3





| Batter   | 1                            | 2                                | 3                            | 4                                | 5                            | 6                               | 7                            | 8                                | 9                            | AB                              | R                             | H                                | RBI                          | BB                               | SO                           | LOB                              | TOP   |                                  |                                  |                                    |                                  |        |  |  |  |  |  |
|--|------------------------------|----------------------------------|------------------------------|----------------------------------|------------------------------|---------------------------------|------------------------------|----------------------------------|------------------------------|---------------------------------|-------------------------------|----------------------------------|------------------------------|----------------------------------|------------------------------|----------------------------------|---|----------------------------------|----------------------------------|------------------------------------|----------------------------------|--------|--|--|--|--|--|
| <b>9 Chone Figgins, S</b><br>OBP: 0.330, SLG: 0.326    | 1-1<br>L4-3<br>1B            |                                  | 1-0<br>P6                    |                                  |                              | 2-1<br>G3                       |                              | 2-3<br>K                         |                              | 4                               | 0                             | 1                                | 0                            | 0                                | 1                            | 0                                | <b>Anaheim Angels @ Chicago White Sox</b><br>U.S. Cellular Field, Chicago, IL<br>Tue Aug 19 2003, 8:05 PM EDT<br>Att. 22,396 - Sunny - 81 F |                                  |                                  |                                    |                                  |        |  |  |  |  |  |
| <b>Jeff DaVanon, S</b><br>OBP: 0.356, SLG: 0.473       | 3-2<br>L4-3                  |                                  |                              | 3-1<br>G4-3                      |                              | 2-2<br>2B                       |                              | 2-0<br>P6                        |                              | 4                               | 0                             | 1                                | 0                            | 0                                | 0                            | 1                                |   |                                  |                                  |                                    |                                  |        |  |  |  |  |  |
| <b>16 Garret Anderson, L</b><br>OBP: 0.350, SLG: 0.589 | 1-1<br>F9                    |                                  |                              | 4-2<br>BB                        |                              | 1-2<br>F9                       |                              | 0-0<br>P5                        |                              | 3                               | 0                             | 0                                | 0                            | 1                                | 0                            | 1                                |   |                                  |                                  |                                    |                                  |        |  |  |  |  |  |
| <b>Tim Salmon, R</b><br>OBP: 0.365, SLG: 0.460         |                              | 4-2<br>G5-4-3<br>1B<br>BB        |                              | 0-0<br>F7                        |                              | 1-2<br>L3                       |                              | 2-3<br>K                         |                              | 3                               | 0                             | 0                                | 0                            | 1                                | 1                            | 2                                |   |                                  |                                  |                                    |                                  |        |  |  |  |  |  |
| <b>Scott Spiezio, S</b><br>OBP: 0.324, SLG: 0.441      | 1-1<br>1 SAFE<br>X           | 1-1<br>G5-4-3<br>1B              |                              | 0-0<br>L3                        |                              | 4-2<br>FC6-4<br>BB              |                              | 0-1<br>G3-1                      |                              | 3                               | 0                             | 1                                | 0                            | 1                                | 0                            | 1                                |   |                                  |                                  |                                    |                                  |        |  |  |  |  |  |
| <b>Bengie Molina, R</b><br>OBP: 0.299, SLG: 0.426      |                              | 2-2<br>G5-4-3                    |                              |                                  | 0-1<br>F8                    |                                 | 1-1<br>B3                    |                                  | 0-0<br>F8                    |                                 | 4                             | 0                                | 0                            | 0                                | 0                            | 3                                |   |                                  |                                  |                                    |                                  |        |  |  |  |  |  |
| <b>Adam Kennedy, L</b><br>OBP: 0.341, SLG: 0.406       |                              | 2-1<br>P3                        |                              |                                  | 1-0<br>F8                    |                                 | 0-0<br>P4                    |                                  |                              | 3                               | 0                             | 0                                | 0                            | 0                                | 0                            | 2                                |   |                                  |                                  |                                    |                                  |        |  |  |  |  |  |
| <b>Adam Riggs, R</b><br>OBP: 0.317, SLG: 0.727         |                              |                                  | 1-2<br>G5-3                  |                                  | 0-0<br>HR                    |                                 | 1-0<br>FC6-4                 |                                  |                              | 3                               | 1                             | 1                                | 1                            | 0                                | 0                            | 1                                |   |                                  |                                  |                                    |                                  |        |  |  |  |  |  |
| <b>Alfredo Amezaga, S</b><br>OBP: 0.188, SLG: 0.205    |                              |                                  | 0-1<br>F7                    |                                  |                              | 0-0<br>F9                       |                              | 0-1<br>HR                        |                              | 3                               | 1                             | 1                                | 1                            | 0                                | 0                            | 0                                |   |                                  |                                  |                                    |                                  |        |  |  |  |  |  |
| <b>Inning Stats</b>                                    | R: 0<br>E: 0<br>K: 0<br>S: 7 | H: 1<br>LOB: 0<br>BB: 0<br>P: 12 | R: 0<br>E: 0<br>K: 0<br>S: 9 | H: 1<br>LOB: 1<br>BB: 1<br>P: 18 | R: 0<br>E: 0<br>K: 0<br>S: 6 | H: 0<br>LOB: 0<br>BB: 0<br>P: 8 | R: 0<br>E: 0<br>K: 0<br>S: 9 | H: 0<br>LOB: 1<br>BB: 1<br>P: 16 | R: 1<br>E: 0<br>K: 0<br>S: 5 | H: 1<br>LOB: 0<br>BB: 0<br>P: 6 | R: 0<br>E: 0<br>K: 0<br>S: 12 | H: 1<br>LOB: 1<br>BB: 0<br>P: 18 | R: 0<br>E: 0<br>K: 0<br>S: 6 | H: 0<br>LOB: 1<br>BB: 1<br>P: 12 | R: 1<br>E: 0<br>K: 1<br>S: 8 | H: 1<br>LOB: 0<br>BB: 0<br>P: 12 | R: 0<br>E: 0<br>K: 1<br>S: 9  | H: 0<br>LOB: 0<br>BB: 0<br>P: 11 | 1B: 2<br>2B: 2<br>3B: 0<br>HR: 2 | SF: 0<br>SAC: 0<br>DP: 2<br>HBP: 0 | WP: 0<br>PB: 0<br>SB: 0<br>CS: 0 | PA: 33 |  |  |  |  |  |
| <b>PITCHER</b>   | IP                           | WLS                              | BF                           | H                                | R                            | ER                              | SO                           | BB                               | IBB                          | HBP                             | BLK                           | WP                               | HR                           | S                                | P                            | ERA                              | WHIP  |                                  |                                  |                                    |                                  |        |  |  |  |  |  |
| <b>Jon Garland, R</b><br>ERA: 4.47                     | (1, 1)                       | 8.0                              | W                            | 30                               | 5                            | 2                               | 2                            | 1                                | 3                            | 0                               | 0                             | 0                                | 0                            | 2                                | 102                          | 2.25                             | 1.000   |                                  |                                  |                                    |                                  |        |  |  |  |  |  |
| <b>Tom Gordon, R</b><br>ERA: 3.98                      | (9, 1)                       | 1.0                              | S                            | 3                                | 0                            | 0                               | 0                            | 1                                | 0                            | 0                               | 0                             | 0                                | 0                            | 9                                | 11                           | 0.00                             | 0.000   |                                  |                                  |                                    |                                  |        |  |  |  |  |  |

| Batter  | 1                             | 2                                | 3                             | 4                                | 5                                  | 6                                | 7                            | 8                               | 9                             | AB                               | R                             | H                                | RBI                           | BB                               | SO                            | LOB                              | BOTTOM  |                                    |                                  |        |  |  |  |  |  |  |  |
|---|-------------------------------|----------------------------------|-------------------------------|----------------------------------|------------------------------------|----------------------------------|------------------------------|---------------------------------|-------------------------------|----------------------------------|-------------------------------|----------------------------------|-------------------------------|----------------------------------|-------------------------------|----------------------------------|---|------------------------------------|----------------------------------|--------|--|--|--|--|--|--|--|
| <b>Roberto Alomar, S</b><br>OBP: 0.338, SLG: 0.343  | 1-3<br>K                      |                                  | 1-3<br>K                      |                                  | 2-2<br>FC3-6<br>1B                 |                                  | 0-0<br>1B                    |                                 |                               | 4                                | 0                             | 1                                | 0                             | 0                                | 2                             | 2                                | <b>Anaheim Angels @ Chicago White Sox</b><br>U.S. Cellular Field, Chicago, IL<br>Tue Aug 19 2003, 8:05 PM EDT<br>Att. 22,396 - Sunny - 81 F |                                    |                                  |        |  |  |  |  |  |  |  |
| <b>Carlos Lee, R</b><br>OBP: 0.326, SLG: 0.498      | 1-0<br>F9                     |                                  | 1-2<br>G5-3                   |                                  | 0-0<br>1B                          |                                  | 0-0<br>1B                    |                                 |                               | 4                                | 1                             | 2                                | 3                             | 0                                | 0                             | 0                                |   |                                    |                                  |        |  |  |  |  |  |  |  |
| <b>Frank Thomas, R</b><br>OBP: 0.387, SLG: 0.543    | 3-2<br>G6-3                   |                                  |                               | 0-2<br>FC1-5<br>1B               | 0-0<br>P3                          |                                  | 2-H<br>2B<br>G5-3<br>1B      |                                 |                               | 4                                | 1                             | 2                                | 1                             | 0                                | 0                             | 2                                |   |                                    |                                  |        |  |  |  |  |  |  |  |
| <b>Magglio Ordonez, R</b><br>OBP: 0.384, SLG: 0.553 |                               | 4-2<br>14<br>FC1-5<br>1B<br>BB   |                               | 0-0<br>14<br>CS<br>FC1-5<br>1B   |                                    | 1-3<br>K                         | 3-2<br>G5-3                  |                                 |                               | 3                                | 0                             | 1                                | 0                             | 1                                | 1                             | 1                                |   |                                    |                                  |        |  |  |  |  |  |  |  |
| <b>Carl Everett, S</b><br>OBP: 0.363, SLG: 0.510    |                               | 1-0<br>14<br>FC1-5               |                               | 1-2<br>FC1-5<br>14<br>CS<br>1B   |                                    | 1-2<br>K                         | 1-0<br>1B                    |                                 |                               | 4                                | 0                             | 2                                | 1                             | 0                                | 1                             | 2                                |   |                                    |                                  |        |  |  |  |  |  |  |  |
| <b>Willie Harris, L</b><br>OBP: 0.242, SLG: 0.224   |                               | 1-2<br>14<br>FC1-5<br>1B         |                               | 1-2<br>2-3F<br>1B                |                                    | 2-H<br>2B                        | 2-H<br>2B                    |                                 |                               | 0                                | 0                             | 0                                | 0                             | 0                                | 0                             | 0                                |   |                                    |                                  |        |  |  |  |  |  |  |  |
| <b>14 Paul Konerko, R</b><br>OBP: 0.288, SLG: 0.380 |                               | 2-2<br>FC1-5                     |                               | 1-1<br>L1                        |                                    | 0-2<br>2B                        | 1-1<br>L5                    |                                 |                               | 4                                | 0                             | 1                                | 0                             | 0                                | 0                             | 5                                |   |                                    |                                  |        |  |  |  |  |  |  |  |
| <b>Jose Valentin, S</b><br>OBP: 0.320, SLG: 0.440   | 1-0<br>L7                     |                                  |                               |                                  | 0-0<br>FC1-4<br>1B                 |                                  | 0-0<br>F8                    |                                 | 3-2<br>F7                     | 4                                | 0                             | 1                                | 0                             | 0                                | 0                             | 3                                |   |                                    |                                  |        |  |  |  |  |  |  |  |
| <b>Tony Graffanino, R</b><br>OBP: 0.333, SLG: 0.446 |                               | 0-3<br>K                         |                               |                                  | 1-1<br>FC1-4<br>FC3-6<br>1B<br>HBP |                                  | 2-2<br>E6<br>1B<br>1B        |                                 | 2-0<br>P5                     | 4                                | 2                             | 0                                | 0                             | 0                                | 1                             | 3                                |   |                                    |                                  |        |  |  |  |  |  |  |  |
| <b>Miguel Olivo, R</b><br>OBP: 0.280, SLG: 0.349    |                               |                                  | 1-1<br>G5-3                   |                                  | 1-1<br>FC3-6<br>HBP                |                                  | 0-1<br>1B<br>1B              | 3-2<br>G6-3                     |                               | 3                                | 1                             | 1                                | 0                             | 0                                | 0                             | 0                                |   |                                    |                                  |        |  |  |  |  |  |  |  |
| <b>Inning Stats</b>                                 | R: 0<br>E: 0<br>K: 1<br>S: 10 | H: 0<br>LOB: 0<br>BB: 0<br>P: 15 | R: 0<br>E: 0<br>K: 1<br>S: 12 | H: 1<br>LOB: 2<br>BB: 1<br>P: 20 | R: 0<br>E: 0<br>K: 1<br>S: 9       | H: 0<br>LOB: 0<br>BB: 0<br>P: 12 | R: 0<br>E: 0<br>K: 0<br>S: 7 | H: 2<br>LOB: 1<br>BB: 0<br>P: 9 | R: 1<br>E: 0<br>K: 0<br>S: 11 | H: 2<br>LOB: 2<br>BB: 0<br>P: 17 | R: 0<br>E: 0<br>K: 2<br>S: 12 | H: 1<br>LOB: 1<br>BB: 0<br>P: 14 | R: 4<br>E: 1<br>K: 0<br>S: 18 | H: 5<br>LOB: 1<br>BB: 0<br>P: 26 | R: 0<br>E: 0<br>K: 0<br>S: 10 | H: 0<br>LOB: 0<br>BB: 0<br>P: 18 | 1B: 9<br>2B: 2<br>3B: 0<br>HR: 0  | SF: 0<br>SAC: 0<br>DP: 0<br>HBP: 1 | WP: 0<br>PB: 0<br>SB: 0<br>CS: 2 | PA: 36 |  |  |  |  |  |  |  |
| <b>PITCHER</b>                                      | IP                            | WLS                              | BF                            | H                                | R                                  | ER                               | SO                           | BB                              | IBB                           | HBP                              | BLK                           | WP                               | HR                            | S                                | P                             | ERA                              | WHIP  |                                    |                                  |        |  |  |  |  |  |  |  |
| <b>62 Scot Shields, R</b><br>ERA: 2.28              | (1, 1)                        | 6.1                              | L                             | 30                               | 10                                 | 5                                | 3                            | 5                               | 0                             | 0                                | 0                             | 0                                | 0                             | 8                                | 13                            | 0.00                             | 1.737   |                                    |                                  |        |  |  |  |  |  |  |  |
| <b>Ben Weber, R</b><br>ERA: 2.51                    | (7, 1)                        | 0.2                              |                               | 3                                | 1                                  | 0                                | 0                            | 0                               | 0                             | 0                                | 0                             | 0                                | 0                             | 8                                | 13                            | 0.00                             | 1.500   |                                    |                                  |        |  |  |  |  |  |  |  |
| <b>Gary Glover, R</b><br>ERA: 3.94                  | (8, 1)                        | 1.0                              |                               | 3                                | 0                                  | 0                                | 0                            | 0                               | 0                             | 0                                | 0                             | 0                                | 0                             | 10                               | 18                            | 0.00                             | 0.000   |                                    |                                  |        |  |  |  |  |  |  |  |

|     |    |
|-----|----|
| AB  | 30 |
| R   | 2  |
| H   | 5  |
| RBI | 2  |
| BB  | 3  |
| SO  | 2  |
| LOB | 11 |









| Batter   | 1                             | 2                                | 3                             | 4                        | 5                            | 6                                | 7                            | 8                               | 9                             | AB                               | R                            | H                                | RBI                          | BB                              | SO                            | LOB                              | TOP                              |                                    |                                  |        |
|--|-------------------------------|----------------------------------|-------------------------------|--------------------------|------------------------------|----------------------------------|------------------------------|---------------------------------|-------------------------------|----------------------------------|------------------------------|----------------------------------|------------------------------|---------------------------------|-------------------------------|----------------------------------|----------------------------------|------------------------------------|----------------------------------|--------|
| <b>9 Chone Figgins, S</b><br>OBP: 0.345, SLG: 0.373    |                               |                                  |                               |                          |                              |                                  |                              |                                 |                               | 5                                | 1                            | 1                                | 1                            | 0                               | 0                             | 2                                |                                  |                                    |                                  |        |
| <b>Jeff DaVanon, S</b><br>OBP: 0.358, SLG: 0.482       |                               |                                  |                               |                          |                              |                                  |                              |                                 |                               | 5                                | 2                            | 2                                | 1                            | 0                               | 0                             | 2                                |                                  |                                    |                                  |        |
| <b>16 Garret Anderson, L</b><br>OBP: 0.352, SLG: 0.573 |                               |                                  |                               |                          |                              |                                  |                              |                                 |                               | 5                                | 1                            | 3                                | 1                            | 0                               | 0                             | 1                                |                                  |                                    |                                  |        |
| <b>Tim Salmon, R</b><br>OBP: 0.360, SLG: 0.459         |                               |                                  |                               |                          |                              |                                  |                              |                                 |                               | 4                                | 1                            | 3                                | 1                            | 1                               | 0                             | 1                                |                                  |                                    |                                  |        |
| <b>Trent Durrington, R</b><br>OBP: 1.000, SLG: 1.000   |                               |                                  |                               |                          |                              |                                  |                              |                                 |                               | 0                                | 0                            | 0                                | 0                            | 0                               | 0                             | 0                                |                                  |                                    |                                  |        |
| <b>Scott Spiezio, S</b><br>OBP: 0.325, SLG: 0.439      |                               |                                  |                               |                          |                              |                                  |                              |                                 |                               | 4                                | 1                            | 1                                | 2                            | 1                               | 1                             | 4                                |                                  |                                    |                                  |        |
| <b>Adam Riggs, R</b><br>OBP: 0.450, SLG: 0.944         |                               |                                  |                               |                          |                              |                                  |                              |                                 |                               | 4                                | 2                            | 2                                | 1                            | 0                               | 0                             | 3                                |                                  |                                    |                                  |        |
| <b>39 Robb Quinlan, R</b><br>OBP: 0.349, SLG: 0.379    |                               |                                  |                               |                          |                              |                                  |                              |                                 |                               | 0                                | 0                            | 0                                | 0                            | 0                               | 0                             | 0                                |                                  |                                    |                                  |        |
| <b>Adam Kennedy, L</b><br>OBP: 0.344, SLG: 0.405       |                               |                                  |                               |                          |                              |                                  |                              |                                 |                               | 4                                | 2                            | 2                                | 1                            | 1                               | 0                             | 1                                |                                  |                                    |                                  |        |
| <b>Bengie Molina, R</b><br>OBP: 0.301, SLG: 0.429      |                               |                                  |                               |                          |                              |                                  |                              |                                 |                               | 5                                | 0                            | 2                                | 2                            | 0                               | 0                             | 2                                |                                  |                                    |                                  |        |
| <b>Alfredo Amezaga, S</b><br>OBP: 0.196, SLG: 0.250    |                               |                                  |                               |                          |                              |                                  |                              |                                 |                               | 4                                | 0                            | 1                                | 0                            | 0                               | 1                             | 2                                |                                  |                                    |                                  |        |
| <b>Inning Stats</b>                                    | R: 1<br>E: 0<br>K: 1<br>S: 11 | H: 2<br>LOB: 1<br>BB: 0<br>P: 16 | R: 1<br>E: 0<br>K: 0<br>S: 18 | H: 3<br>LOB: 1<br>BB: 23 | R: 1<br>E: 0<br>K: 0<br>S: 9 | H: 1<br>LOB: 1<br>BB: 1<br>P: 14 | R: 0<br>E: 0<br>K: 0<br>S: 7 | H: 0<br>LOB: 0<br>BB: 0<br>P: 9 | R: 1<br>E: 0<br>K: 0<br>S: 10 | H: 2<br>LOB: 1<br>BB: 1<br>P: 19 | R: 2<br>E: 0<br>K: 0<br>S: 9 | H: 3<br>LOB: 1<br>BB: 0<br>P: 10 | R: 0<br>E: 0<br>K: 0<br>S: 8 | H: 0<br>LOB: 0<br>BB: 0<br>P: 9 | R: 3<br>E: 0<br>K: 1<br>S: 13 | H: 4<br>LOB: 2<br>BB: 1<br>P: 21 | 1B: 8<br>2B: 6<br>3B: 2<br>HR: 1 | SF: 0<br>SAC: 2<br>DP: 1<br>HBP: 0 | WP: 0<br>PB: 0<br>SB: 0<br>CS: 1 | PA: 45 |
| <b>PITCHER</b>   | IP                            | WLS                              | BF                            | H                        | R                            | ER                               | SO                           | BB                              | IBB                           | HBP                              | BLK                          | WP                               | HR                           | S                               | P                             | ERA                              | WHIP                             |                                    |                                  |        |
| <b>Shane Loux, R</b><br>ERA: 7.2                       | 5.0                           |                                  | 24                            | 8                        | 4                            | 4                                | 1                            | 1                               | 1                             | 0                                | 0                            | 0                                | 1                            | 55                              | 81                            | 7.20                             | 1.800                            |                                    |                                  |        |
| <b>Matt Roney, R</b><br>ERA: 5.32                      | 1.0                           | L                                | 7                             | 4                        | 3                            | 3                                | 0                            | 0                               | 0                             | 0                                | 0                            | 0                                | 0                            | 18                              | 24                            | 27.00                            | 4.000                            |                                    |                                  |        |
| <b>Jamie Walker, L</b><br>ERA: 3.48                    | 2.0                           |                                  | 8                             | 2                        | 1                            | 1                                | 0                            | 0                               | 0                             | 0                                | 0                            | 0                                | 0                            | 18                              | 21                            | 4.50                             | 1.000                            |                                    |                                  |        |
| <b>Danny Patterson, R</b><br>ERA: 2.57                 | 1.0                           |                                  | 6                             | 3                        | 2                            | 2                                | 1                            | 1                               | 0                             | 0                                | 0                            | 0                                | 0                            | 10                              | 16                            | 18.00                            | 4.000                            |                                    |                                  |        |

Anaheim Angels @ Detroit Tigers  
Comerica Park, Detroit, MI  
Thu Aug 21 2003, 7:05 PM EDT  
Att: 12,236 - Cloudy - 91 F

AB 40  
R 10  
H 17  
RBI 10  
BB 3  
SO 2  
LOB 18



| Batter  | 1                            | 2                                | 3                            | 4                       | 5                            | 6                                | 7                             | 8                                | 9                            | AB                               | R                            | H                                | RBI                           | BB                               | SO                            | LOB                              | BOTTOM                           |                                    |                                  |        |
|---|------------------------------|----------------------------------|------------------------------|-------------------------|------------------------------|----------------------------------|-------------------------------|----------------------------------|------------------------------|----------------------------------|------------------------------|----------------------------------|-------------------------------|----------------------------------|-------------------------------|----------------------------------|----------------------------------|------------------------------------|----------------------------------|--------|
| <b>Alex Sanchez, L</b><br>OBP: 0.314, SLG: 0.365    |                              |                                  |                              |                         |                              |                                  |                               |                                  |                              | 4                                | 1                            | 2                                | 0                             | 1                                | 0                             | 0                                |                                  |                                    |                                  |        |
| <b>Danny Klassen, R</b><br>OBP: 0.158, SLG: 0.211   |                              |                                  |                              |                         |                              |                                  |                               |                                  |                              | 4                                | 1                            | 1                                | 0                             | 0                                | 1                             | 1                                |                                  |                                    |                                  |        |
| <b>Carlos Pena, L</b><br>OBP: 0.332, SLG: 0.438     |                              |                                  |                              |                         |                              |                                  |                               |                                  |                              | 1                                | 0                            | 0                                | 0                             | 0                                | 1                             | 3                                |                                  |                                    |                                  |        |
| <b>Bobby Higginson, L</b><br>OBP: 0.320, SLG: 0.374 |                              |                                  |                              |                         |                              |                                  |                               |                                  |                              | 4                                | 0                            | 0                                | 1                             | 0                                | 0                             | 2                                |                                  |                                    |                                  |        |
| <b>Dmitri Young, S</b><br>OBP: 0.359, SLG: 0.541    |                              |                                  |                              |                         |                              |                                  |                               |                                  |                              | 4                                | 2                            | 3                                | 1                             | 1                                | 0                             | 0                                |                                  |                                    |                                  |        |
| <b>Kevin Witt, L</b><br>OBP: 0.320, SLG: 0.434      |                              |                                  |                              |                         |                              |                                  |                               |                                  |                              | 4                                | 1                            | 1                                | 1                             | 0                                | 0                             | 1                                |                                  |                                    |                                  |        |
| <b>Ben Petrick, R</b><br>OBP: 0.265, SLG: 0.406     |                              |                                  |                              |                         |                              |                                  |                               |                                  |                              | 1                                | 0                            | 0                                | 0                             | 0                                | 0                             | 3                                |                                  |                                    |                                  |        |
| <b>Craig Monroe, R</b><br>OBP: 0.287, SLG: 0.418    |                              |                                  |                              |                         |                              |                                  |                               |                                  |                              | 3                                | 1                            | 0                                | 1                             | 0                                | 0                             | 2                                |                                  |                                    |                                  |        |
| <b>Warren Morris, L</b><br>OBP: 0.328, SLG: 0.376   |                              |                                  |                              |                         |                              |                                  |                               |                                  |                              | 3                                | 0                            | 1                                | 2                             | 1                                | 0                             | 2                                |                                  |                                    |                                  |        |
| <b>15 Brandon Inge, R</b><br>OBP: 0.267, SLG: 0.341 |                              |                                  |                              |                         |                              |                                  |                               |                                  |                              | 3                                | 1                            | 0                                | 1                             | 1                                | 0                             | 2                                |                                  |                                    |                                  |        |
| <b>Ramon Santiago, S</b><br>OBP: 0.288, SLG: 0.278  |                              |                                  |                              |                         |                              |                                  |                               |                                  |                              | 2                                | 0                            | 0                                | 0                             | 1                                | 0                             | 1                                |                                  |                                    |                                  |        |
| <b>Inning Stats</b>                                 | R: 0<br>E: 0<br>K: 0<br>S: 8 | H: 0<br>LOB: 0<br>BB: 0<br>P: 11 | R: 0<br>E: 0<br>K: 0<br>S: 7 | H: 0<br>LOB: 0<br>BB: 0 | R: 0<br>E: 0<br>K: 0<br>S: 6 | H: 0<br>LOB: 1<br>BB: 1<br>P: 14 | R: 5<br>E: 0<br>K: 0<br>S: 12 | H: 5<br>LOB: 1<br>BB: 0<br>P: 20 | R: 0<br>E: 0<br>K: 0<br>S: 9 | H: 1<br>LOB: 1<br>BB: 0<br>P: 10 | R: 0<br>E: 0<br>K: 1<br>S: 8 | H: 1<br>LOB: 1<br>BB: 0<br>P: 14 | R: 1<br>E: 1<br>K: 0<br>S: 11 | H: 1<br>LOB: 1<br>BB: 0<br>P: 15 | R: 1<br>E: 0<br>K: 1<br>S: 18 | H: 0<br>LOB: 3<br>BB: 4<br>P: 39 | 1B: 7<br>2B: 0<br>3B: 1<br>HR: 0 | SF: 1<br>SAC: 0<br>DP: 1<br>HBP: 2 | WP: 0<br>PB: 0<br>SB: 1<br>CS: 1 | PA: 42 |
| <b>PITCHER</b>                                      | IP                           | WLS                              | BF                           | H                       | R                            | ER                               | SO                            | BB                               | IBB                          | HBP                              | BLK                          | WP                               | HR                            | S                                | P                             | ERA                              | WHIP                             |                                    |                                  |        |
| <b>Aaron Sele, R</b><br>ERA: 5.36                   | 6.0                          |                                  | 25                           | 6                       | 5                            | 5                                | 0                             | 1                                | 0                            | 2                                | 0                            | 0                                | 0                             | 8                                | 14                            | 0.00                             | 1.000                            |                                    |                                  |        |
| <b>Francisco Rodriguez, R</b><br>ERA: 2.86          | 1.0                          | H                                | 4                            | 1                       | 0                            | 0                                | 1                             | 0                                | 0                            | 0                                | 0                            | 0                                | 0                             | 11                               | 15                            | 9.00                             | 1.000                            |                                    |                                  |        |
| <b>Brendan Donnelly, R</b><br>ERA: 1.17             | 1.0                          | H                                | 5                            | 1                       | 1                            | 1                                | 0                             | 0                                | 0                            | 0                                | 0                            | 0                                | 0                             | 18                               | 39                            | 9.00                             | 4.000                            |                                    |                                  |        |
| <b>Troy Percival, R</b><br>ERA: 3.66                | 1.0                          |                                  | 7                            | 0                       | 1                            | 1                                | 1                             | 4                                | 0                            | 0                                | 0                            | 0                                | 0                             | 18                               | 39                            | 9.00                             | 4.000                            |                                    |                                  |        |

Anaheim Angels @ Detroit Tigers  
Comerica Park, Detroit, MI  
Thu Aug 21 2003, 7:05 PM EDT  
Att: 12,236 - Cloudy - 91 F

AB 33  
R 7  
H 8  
RBI 7  
BB 5  
SO 2  
LOB 17





| Batter  | 1   | 2                                | 3                            | 4                                | 5                            | 6                                | 7                             | 8                                | 9                             | AB R H RBI BB SO LOB             | TOP  |   |                              |                                  |                              |                                  |                                  |                                    |                                  |        |
|---|---|----------------------------------|------------------------------|----------------------------------|------------------------------|----------------------------------|-------------------------------|----------------------------------|-------------------------------|----------------------------------|--|---|------------------------------|----------------------------------|------------------------------|----------------------------------|----------------------------------|------------------------------------|----------------------------------|--------|
| 9 Chone Figgins, S<br>OBP: 0.338, SLG: 0.358    | 4-2 BB<br>BB  |                                  | 0-2 G4-3                     |                                  | 0-3 K                        | 1-0 CS                           | 1-0 F7                        |                                  | 1-3 K                         | 4 0 0 0 1 2 2                    | <b>Anaheim Angels @ Detroit Tigers</b><br>Comerica Park, Detroit, MI<br>Fri Aug 22 2003, 7:05 PM EDT<br>Att: 21,955 - Sunny - 81 F |   |                              |                                  |                              |                                  |                                  |                                    |                                  |        |
| Jeff DaVanon, S<br>OBP: 0.360, SLG: 0.484       | 1-2 WP<br>BB  |                                  | 2-1 F7                       |                                  | 0-0 2B                       |                                  | 0-1 F8                        |                                  |                               | 3 2 1 1 1 0 0                    |  |   |                              |                                  |                              |                                  |                                  |                                    |                                  |        |
| 16 Garret Anderson, L<br>OBP: 0.353, SLG: 0.573 | 0-0 WP<br>1B  |                                  | 0-1 P5                       |                                  | 1-0 1B                       |                                  | 2-0 G4-3                      |                                  |                               | 4 0 2 1 0 0 0                    |  |   |                              |                                  |                              |                                  |                                  |                                    |                                  |        |
| Tim Salmon, R<br>OBP: 0.365, SLG: 0.459         | 1-3 K   |                                  |                              |                                  | 0-1 P4                       |                                  | 3-1 G5-3                      |                                  |                               | 4 1 1 0 0 1 2                    |  |   |                              |                                  |                              |                                  |                                  |                                    |                                  |        |
| 39 Robb Quinlan, R<br>OBP: 0.349, SLG: 0.379    | 1-2 K   |                                  |                              |                                  | 1-3 WP<br>2B                 |                                  |                               |                                  |                               | 0 0 0 0 0 0 0                    |  |   |                              |                                  |                              |                                  |                                  |                                    |                                  |        |
| Scott Spiezio, S<br>OBP: 0.322, SLG: 0.434      | 0-3 K   |                                  |                              |                                  | 1-3 K                        |                                  | 1-2 F9                        |                                  |                               | 4 0 0 0 0 2 3                    |  |   |                              |                                  |                              |                                  |                                  |                                    |                                  |        |
| Adam Riggs, R<br>OBP: 0.317, SLG: 0.955         |   | 0-3 K                            |                              |                                  | 3-1 FC4                      |                                  | 0-0 HR                        |                                  |                               | 4 1 1 1 0 1 0                    |  |   |                              |                                  |                              |                                  |                                  |                                    |                                  |        |
| Eric Owens, R<br>OBP: 0.256, SLG: 0.272         |   |                                  |                              |                                  | 1-2 K                        |                                  | 0-0 F9                        |                                  |                               | 0 0 0 0 0 0 0                    |  |   |                              |                                  |                              |                                  |                                  |                                    |                                  |        |
| Adam Kennedy, L<br>OBP: 0.345, SLG: 0.413       |   | 1-0 HR                           |                              |                                  | 1-2 K                        |                                  | 4-1 G6-4-3<br>BB              |                                  |                               | 3 1 1 1 1 1 1                    |  |   |                              |                                  |                              |                                  |                                  |                                    |                                  |        |
| Bengie Molina, R<br>OBP: 0.298, SLG: 0.424      |   | 1-2 F9                           |                              |                                  | 1-0 G1-3                     |                                  | 0-2 F8                        |                                  |                               | 4 0 0 0 0 0 2                    |  |   |                              |                                  |                              |                                  |                                  |                                    |                                  |        |
| Alfredo Amezaga, S<br>OBP: 0.233, SLG: 0.291    |   | 0-1 G6-3                         |                              |                                  | 0-1 2B                       |                                  | 4-2 CS<br>BB                  |                                  |                               | 3 1 2 0 1 0 0                    |  |   |                              |                                  |                              |                                  |                                  |                                    |                                  |        |
| <b>Inning Stats</b>                             | R: 1<br>E: 0<br>K: 2<br>S: 14                         | H: 1<br>LOB: 1<br>BB: 2<br>P: 23 | R: 1<br>E: 0<br>K: 1<br>S: 9 | H: 1<br>LOB: 0<br>BB: 0<br>P: 11 | R: 0<br>E: 0<br>K: 0<br>S: 8 | H: 0<br>LOB: 0<br>BB: 0<br>P: 10 | R: 1<br>E: 1<br>K: 2<br>S: 13 | H: 1<br>LOB: 1<br>BB: 0<br>P: 20 | R: 2<br>E: 0<br>K: 1<br>S: 11 | H: 3<br>LOB: 1<br>BB: 0<br>P: 14 | R: 0<br>E: 0<br>K: 0<br>S: 4   | H: 0<br>LOB: 0<br>BB: 0<br>P: 7                       | R: 0<br>E: 0<br>K: 0<br>S: 8 | H: 0<br>LOB: 0<br>BB: 0<br>P: 14 | R: 0<br>E: 0<br>K: 1<br>S: 9 | H: 1<br>LOB: 1<br>BB: 1<br>P: 15 | 1B: 3<br>2B: 3<br>3B: 0<br>HR: 2 | SF: 0<br>SAC: 0<br>DP: 1<br>HBP: 0 | WP: 2<br>PB: 2<br>SB: 0<br>CS: 1 | PA: 38 |
| <b>PITCHER</b>                                  | IP WLS BF H R ER SO BB IBB HBP BLK WP HR S P ERA WHIP |                                  |                              |                                  |                              |                                  |                               |                                  |                               |                                  |  | IP WLS BF H R ER SO BB IBB HBP BLK WP HR S P ERA WHIP |                              |                                  |                              |                                  |                                  |                                    |                                  |        |
| 38 Jeremy Bonderman, R<br>ERA: 5.28             | 7.0 L 30 7 6 5 6 3 0 0 0 0 2 2 67 98 6.43 1.429       |                                  |                              |                                  |                              |                                  |                               |                                  |                               |                                  |  |   |                              |                                  |                              |                                  |                                  |                                    |                                  |        |
| Chris Spurling, R<br>ERA: 4.55                  | 2.0 7 1 0 0 1 1 0 0 0 0 0 0 17 29 0.00 1.000          |                                  |                              |                                  |                              |                                  |                               |                                  |                               |                                  |  |   |                              |                                  |                              |                                  |                                  |                                    |                                  |        |

| Batter                                       | 1   | 2                                | 3                            | 4                               | 5                             | 6                                | 7                            | 8                               | 9                             | AB R H RBI BB SO LOB             | BOTTOM   |   |                               |                                  |                               |                                  |                                  |                                    |                                  |        |
|--|---|----------------------------------|------------------------------|---------------------------------|-------------------------------|----------------------------------|------------------------------|---------------------------------|-------------------------------|----------------------------------|--|---|-------------------------------|----------------------------------|-------------------------------|----------------------------------|----------------------------------|------------------------------------|----------------------------------|--------|
| Alex Sanchez, L<br>OBP: 0.313, SLG: 0.362    | 1-1 F7  |                                  | 4-0 WP<br>1B<br>BB           |                                 | 0-1 G3-1                      |                                  | 0-1 G4-3                     |                                 | 1-2 F7                        | 4 0 0 0 1 0 0                    | <b>Anaheim Angels @ Detroit Tigers</b><br>Comerica Park, Detroit, MI<br>Fri Aug 22 2003, 7:05 PM EDT<br>Att: 21,955 - Sunny - 81 F |   |                               |                                  |                               |                                  |                                  |                                    |                                  |        |
| Danny Klassen, R<br>OBP: 0.250, SLG: 0.375   | 1-2 1B<br>2B<br>1B                                    |                                  | 0-1 WP<br>1B                 |                                 | 2-1 G6-3                      |                                  | 1-1 3B                       |                                 | 1-1 L6                        | 5 1 3 0 0 0 0                    |  |   |                               |                                  |                               |                                  |                                  |                                    |                                  |        |
| Bobby Higginson, L<br>OBP: 0.322, SLG: 0.376 | 0-1 1B  |                                  | 3-2 F8                       |                                 | 1-0 CS<br>1B                  |                                  | 1-0 F7                       |                                 |                               | 4 1 2 0 0 0 3                    |  |   |                               |                                  |                               |                                  |                                  |                                    |                                  |        |
| Dmitri Young, S<br>OBP: 0.360, SLG: 0.543    | 0-1 2B  |                                  | 3-2 G1-3                     |                                 | 2-1 CS                        |                                  | 2-0 G3-1                     |                                 | 0-0 G4-3-6<br>1B              | 4 0 2 2 0 0 2                    |  |   |                               |                                  |                               |                                  |                                  |                                    |                                  |        |
| Kevin Witt, L<br>OBP: 0.315, SLG: 0.427      | 2-2 F7  |                                  | 2-0 F7                       |                                 | 1-3 K                         |                                  | 2-0 G4-3-6                   |                                 | 2-0 G4-3-6                    | 4 0 0 0 0 1 4                    |  |   |                               |                                  |                               |                                  |                                  |                                    |                                  |        |
| Carlos Pena, L<br>OBP: 0.336, SLG: 0.452     | 1-2 F9  |                                  |                              |                                 | 0-0 SF9<br>3B                 |                                  | 0-0 HR<br>3B                 |                                 | 4-2 BB<br>BB                  | 3 2 2 0 1 0 1                    |  |   |                               |                                  |                               |                                  |                                  |                                    |                                  |        |
| Warren Morris, L<br>OBP: 0.331, SLG: 0.390   |   | 1-0 F7                           |                              |                                 | 0-2 SF9                       |                                  | 2-2 HR                       |                                 | 4-2 BB                        | 2 1 1 3 1 0 0                    |  |   |                               |                                  |                               |                                  |                                  |                                    |                                  |        |
| 15 Brandon Inge, R<br>OBP: 0.262, SLG: 0.335 |   | 3-1 P4                           |                              |                                 | 3-H K                         |                                  | 3-H K                        |                                 | 2-3 BB                        | 4 0 0 0 0 3 2                    |  |   |                               |                                  |                               |                                  |                                  |                                    |                                  |        |
| Ramon Santiago, S<br>OBP: 0.286, SLG: 0.275  |   | 1-0 F9                           |                              |                                 | 0-0 F8                        |                                  | 0-0 G4-3                     |                                 | 3-3 K                         | 3 0 0 0 0 0 0                    |  |   |                               |                                  |                               |                                  |                                  |                                    |                                  |        |
| Ben Petrick, R<br>OBP: 0.261, SLG: 0.400     |   |                                  |                              |                                 |                               |                                  |                              |                                 |                               | 1 0 0 0 0 1 0                    |  |   |                               |                                  |                               |                                  |                                  |                                    |                                  |        |
| <b>Inning Stats</b>                          | R: 2<br>E: 0<br>K: 0<br>S: 16                         | H: 3<br>LOB: 1<br>BB: 0<br>P: 21 | R: 0<br>E: 0<br>K: 0<br>S: 4 | H: 0<br>LOB: 0<br>BB: 0<br>P: 9 | R: 0<br>E: 0<br>K: 0<br>S: 12 | H: 1<br>LOB: 2<br>BB: 1<br>P: 24 | R: 1<br>E: 0<br>K: 1<br>S: 8 | H: 1<br>LOB: 0<br>BB: 0<br>P: 9 | R: 0<br>E: 0<br>K: 2<br>S: 13 | H: 2<br>LOB: 0<br>BB: 0<br>P: 20 | R: 0<br>E: 0<br>K: 0<br>S: 6   | H: 1<br>LOB: 1<br>BB: 0<br>P: 8                       | R: 0<br>E: 0<br>K: 1<br>S: 12 | H: 1<br>LOB: 2<br>BB: 2<br>P: 24 | R: 0<br>E: 0<br>K: 1<br>S: 14 | H: 0<br>LOB: 0<br>BB: 0<br>P: 19 | 1B: 5<br>2B: 1<br>3B: 3<br>HR: 1 | SF: 1<br>SAC: 0<br>DP: 1<br>HBP: 0 | WP: 1<br>PB: 0<br>SB: 0<br>CS: 1 | PA: 39 |
| <b>PITCHER</b>                               | IP WLS BF H R ER SO BB IBB HBP BLK WP HR S P ERA WHIP |                                  |                              |                                 |                               |                                  |                              |                                 |                               |                                  |  | IP WLS BF H R ER SO BB IBB HBP BLK WP HR S P ERA WHIP |                               |                                  |                               |                                  |                                  |                                    |                                  |        |
| Ramon Ortiz, R<br>ERA: 4.82                  | 6.0 W 26 8 5 5 3 1 0 0 0 0 0 0 13 25 0.00 2.400       |                                  |                              |                                 |                               |                                  |                              |                                 |                               |                                  |  |   |                               |                                  |                               |                                  |                                  |                                    |                                  |        |
| Ben Weber, R<br>ERA: 2.74                    | 1.2 H 8 2 0 0 0 2 0 0 0 0 0 0 13 25 0.00 2.400        |                                  |                              |                                 |                               |                                  |                              |                                 |                               |                                  |  |   |                               |                                  |                               |                                  |                                  |                                    |                                  |        |
| Francisco Rodriguez, R<br>ERA: 2.84          | 0.1 H 1 0 0 0 1 0 0 0 0 0 0 0 5 7 0.00 0.000          |                                  |                              |                                 |                               |                                  |                              |                                 |                               |                                  |  |   |                               |                                  |                               |                                  |                                  |                                    |                                  |        |
| Troy Percival, R<br>ERA: 3.57                | 1.0 S 3 0 0 0 1 0 0 0 0 0 0 0 14 19 0.00 0.000        |                                  |                              |                                 |                               |                                  |                              |                                 |                               |                                  |  |   |                               |                                  |                               |                                  |                                  |                                    |                                  |        |

|     |    |
|-----|----|
| AB  | 33 |
| R   | 6  |
| H   | 8  |
| RBI | 4  |
| BB  | 4  |
| SO  | 7  |
| LOB | 10 |



|     |    |
|-----|----|
| AB  | 34 |
| R   | 5  |
| H   | 10 |
| RBI | 5  |
| BB  | 3  |
| SO  | 5  |
| LOB | 12 |









| Batter   | 1                             | 2                                | 3                            | 4                                | 5                            | 6                                | 7                            | 8                                | 9                            | AB                               | R                             | H                                | RBI                          | BB                               | SO                            | LOB                              | TOP                          |                                 |                                   |                                    |                                  |        |
|--|-------------------------------|----------------------------------|------------------------------|----------------------------------|------------------------------|----------------------------------|------------------------------|----------------------------------|------------------------------|----------------------------------|-------------------------------|----------------------------------|------------------------------|----------------------------------|-------------------------------|----------------------------------|------------------------------|---------------------------------|-----------------------------------|------------------------------------|----------------------------------|--------|
| <b>9 Chone Figgins, S</b><br>OBP: 0.360, SLG: 0.374    |                               |                                  |                              |                                  |                              |                                  |                              |                                  |                              | 4                                | 2                             | 3                                | 2                            | 0                                | 0                             | 2                                |                              |                                 |                                   |                                    |                                  |        |
| <b>Eric Owens, R</b><br>OBP: 0.279, SLG: 0.295         |                               |                                  |                              |                                  |                              |                                  |                              |                                  |                              | 4                                | 1                             | 2                                | 0                            | 0                                | 0                             | 1                                |                              |                                 |                                   |                                    |                                  |        |
| <b>Jeff DaVanon, S</b><br>OBP: 0.366, SLG: 0.486       |                               |                                  |                              |                                  |                              |                                  |                              |                                  |                              | 0                                | 1                             | 0                                | 0                            | 1                                | 0                             | 0                                |                              |                                 |                                   |                                    |                                  |        |
| <b>16 Garret Anderson, L</b><br>OBP: 0.354, SLG: 0.574 |                               |                                  |                              |                                  |                              |                                  |                              |                                  |                              | 5                                | 1                             | 3                                | 5                            | 0                                | 0                             | 1                                |                              |                                 |                                   |                                    |                                  |        |
| <b>Scott Spiezio, S</b><br>OBP: 0.320, SLG: 0.433      |                               |                                  |                              |                                  |                              |                                  |                              |                                  |                              | 3                                | 0                             | 0                                | 1                            | 1                                | 2                             | 2                                |                              |                                 |                                   |                                    |                                  |        |
| <b>Shawn Wooten, R</b><br>OBP: 0.319, SLG: 0.372       |                               |                                  |                              |                                  |                              |                                  |                              |                                  |                              | 4                                | 0                             | 1                                | 1                            | 1                                | 0                             | 3                                |                              |                                 |                                   |                                    |                                  |        |
| <b>Adam Riggs, R</b><br>OBP: 0.295, SLG: 0.828         |                               |                                  |                              |                                  |                              |                                  |                              |                                  |                              | 4                                | 0                             | 0                                | 0                            | 1                                | 0                             | 2                                |                              |                                 |                                   |                                    |                                  |        |
| <b>Bengie Molina, R</b><br>OBP: 0.303, SLG: 0.427      |                               |                                  |                              |                                  |                              |                                  |                              |                                  |                              | 5                                | 1                             | 3                                | 0                            | 0                                | 0                             | 3                                |                              |                                 |                                   |                                    |                                  |        |
| <b>Adam Kennedy, L</b><br>OBP: 0.344, SLG: 0.412       |                               |                                  |                              |                                  |                              |                                  |                              |                                  |                              | 4                                | 2                             | 0                                | 0                            | 1                                | 1                             | 3                                |                              |                                 |                                   |                                    |                                  |        |
| <b>Alfredo Amezaga, S</b><br>OBP: 0.254, SLG: 0.283    |                               |                                  |                              |                                  |                              |                                  |                              |                                  |                              | 2                                | 1                             | 0                                | 0                            | 2                                | 1                             | 1                                |                              |                                 |                                   |                                    |                                  |        |
| <b>Inning Stats</b>                                    | R: 3<br>E: 0<br>K: 1<br>S: 13 | H: 3<br>LOB: 0<br>BB: 0<br>P: 23 | R: 2<br>E: 1<br>K: 0<br>S: 9 | H: 2<br>LOB: 0<br>BB: 0<br>P: 12 | R: 0<br>E: 0<br>K: 0<br>S: 7 | H: 0<br>LOB: 0<br>BB: 1<br>P: 12 | R: 0<br>E: 0<br>K: 1<br>S: 8 | H: 1<br>LOB: 1<br>BB: 0<br>P: 13 | R: 1<br>E: 0<br>K: 0<br>S: 9 | H: 2<br>LOB: 1<br>BB: 0<br>P: 16 | R: 0<br>E: 0<br>K: 0<br>S: 12 | H: 1<br>LOB: 2<br>BB: 1<br>P: 22 | R: 0<br>E: 0<br>K: 0<br>S: 8 | H: 1<br>LOB: 3<br>BB: 2<br>P: 19 | R: 3<br>E: 0<br>K: 1<br>S: 12 | H: 2<br>LOB: 2<br>BB: 3<br>P: 28 | R: 0<br>E: 0<br>K: 1<br>S: 5 | H: 0<br>LOB: 0<br>BB: 0<br>P: 8 | 1B: 11<br>2B: 0<br>3B: 0<br>HR: 1 | SF: 1<br>SAC: 2<br>DP: 0<br>HBP: 0 | WP: 0<br>PB: 0<br>SB: 1<br>CS: 1 | PA: 46 |
| <b>PITCHER</b>   | IP                            | WLS                              | BF                           | H                                | R                            | ER                               | SO                           | BB                               | IBB                          | HBP                              | BLK                           | WP                               | HR                           | S                                | P                             | ERA                              | WHIP                         |                                 |                                   |                                    |                                  |        |
| <b>Mike Maroth, L</b><br>ERA: 5.37                     | 5.0                           |                                  | 23                           | 8                                | 6                            | 5                                | 2                            | 1                                | 0                            | 0                                | 0                             | 0                                | 1                            | 46                               | 76                            | 9.00                             | 1.800                        |                                 |                                   |                                    |                                  |        |
| <b>53 Brian Schmack, R</b><br>ERA:                     | 1.0                           | H                                | 5                            | 1                                | 0                            | 0                                | 0                            | 1                                | 0                            | 0                                | 0                             | 0                                | 0                            | 12                               | 22                            | 0.00                             | 2.000                        |                                 |                                   |                                    |                                  |        |
| <b>Matt Roney, R</b><br>ERA: 5.34                      | 0.2                           | H                                | 5                            | 1                                | 0                            | 0                                | 0                            | 2                                | 0                            | 0                                | 0                             | 0                                | 0                            | 6                                | 17                            | 0.00                             | 4.500                        |                                 |                                   |                                    |                                  |        |
| <b>Franklyn German, R</b><br>ERA: 4.41                 | 0.1                           | H                                | 3                            | 0                                | 2                            | 2                                | 0                            | 2                                | 0                            | 0                                | 0                             | 0                                | 0                            | 2                                | 10                            | 54.00                            | 6.000                        |                                 |                                   |                                    |                                  |        |
| <b>Fernando Rodney, R</b><br>ERA: 10.03                | 1.0                           | B                                | 6                            | 2                                | 1                            | 1                                | 1                            | 1                                | 0                            | 0                                | 0                             | 0                                | 0                            | 12                               | 20                            | 9.00                             | 3.000                        |                                 |                                   |                                    |                                  |        |

Anaheim Angels @ Detroit Tigers  
Comerica Park, Detroit, MI  
Sun Aug 24 2003, 1:05 PM EDT  
Att: 17,382 - Cloudy - 73 F

AB 35  
R 9  
H 12  
RBI 9  
BB 7  
SO 4  
LOB 18



| Batter  | 1                             | 2                                | 3                             | 4                                | 5                             | 6                                | 7                            | 8                               | 9                             | AB                               | R                            | H                               | RBI                           | BB                               | SO                            | LOB                              | BOTTOM                        |                                  |                                   |                                    |                                  |        |
|---|-------------------------------|----------------------------------|-------------------------------|----------------------------------|-------------------------------|----------------------------------|------------------------------|---------------------------------|-------------------------------|----------------------------------|------------------------------|---------------------------------|-------------------------------|----------------------------------|-------------------------------|----------------------------------|-------------------------------|----------------------------------|-----------------------------------|------------------------------------|----------------------------------|--------|
| <b>Alex Sanchez, L</b><br>OBP: 0.315, SLG: 0.366    |                               |                                  |                               |                                  |                               |                                  |                              |                                 |                               | 5                                | 1                            | 3                               | 0                             | 0                                | 0                             | 0                                |                               |                                  |                                   |                                    |                                  |        |
| <b>Danny Klassen, R</b><br>OBP: 0.242, SLG: 0.290   |                               |                                  |                               |                                  |                               |                                  |                              |                                 |                               | 4                                | 0                            | 0                               | 0                             | 0                                | 2                             | 2                                |                               |                                  |                                   |                                    |                                  |        |
| <b>Kevin Witt, L</b><br>OBP: 0.314, SLG: 0.425      |                               |                                  |                               |                                  |                               |                                  |                              |                                 |                               | 1                                | 0                            | 0                               | 0                             | 0                                | 2                             |                                  |                               |                                  |                                   |                                    |                                  |        |
| <b>Shane Halter, R</b><br>OBP: 0.261, SLG: 0.319    |                               |                                  |                               |                                  |                               |                                  |                              |                                 |                               | 0                                | 0                            | 0                               | 0                             | 0                                | 0                             | 0                                |                               |                                  |                                   |                                    |                                  |        |
| <b>Bobby Higginson, L</b><br>OBP: 0.321, SLG: 0.372 |                               |                                  |                               |                                  |                               |                                  |                              |                                 |                               | 5                                | 0                            | 1                               | 1                             | 0                                | 1                             | 2                                |                               |                                  |                                   |                                    |                                  |        |
| <b>Dmitri Young, S</b><br>OBP: 0.363, SLG: 0.550    |                               |                                  |                               |                                  |                               |                                  |                              |                                 |                               | 4                                | 2                            | 2                               | 1                             | 1                                | 1                             | 1                                |                               |                                  |                                   |                                    |                                  |        |
| <b>Carlos Pena, L</b><br>OBP: 0.338, SLG: 0.468     |                               |                                  |                               |                                  |                               |                                  |                              |                                 |                               | 5                                | 2                            | 3                               | 2                             | 0                                | 2                             | 1                                |                               |                                  |                                   |                                    |                                  |        |
| <b>Ben Petrick, R</b><br>OBP: 0.260, SLG: 0.382     |                               |                                  |                               |                                  |                               |                                  |                              |                                 |                               | 0                                | 1                            | 0                               | 0                             | 0                                | 0                             | 0                                |                               |                                  |                                   |                                    |                                  |        |
| <b>Craig Monroe, R</b><br>OBP: 0.284, SLG: 0.430    |                               |                                  |                               |                                  |                               |                                  |                              |                                 |                               | 5                                | 0                            | 0                               | 0                             | 0                                | 1                             | 3                                |                               |                                  |                                   |                                    |                                  |        |
| <b>Warren Morris, L</b><br>OBP: 0.341, SLG: 0.397   |                               |                                  |                               |                                  |                               |                                  |                              |                                 |                               | 4                                | 1                            | 3                               | 0                             | 1                                | 1                             | 1                                |                               |                                  |                                   |                                    |                                  |        |
| <b>15 Brandon Inge, R</b><br>OBP: 0.269, SLG: 0.349 |                               |                                  |                               |                                  |                               |                                  |                              |                                 |                               | 5                                | 2                            | 3                               | 3                             | 0                                | 0                             | 3                                |                               |                                  |                                   |                                    |                                  |        |
| <b>Ramon Santiago, S</b><br>OBP: 0.288, SLG: 0.278  |                               |                                  |                               |                                  |                               |                                  |                              |                                 |                               | 4                                | 1                            | 2                               | 1                             | 0                                | 0                             | 2                                |                               |                                  |                                   |                                    |                                  |        |
| <b>Inning Stats</b>                                 | R: 2<br>E: 0<br>K: 2<br>S: 15 | H: 2<br>LOB: 0<br>BB: 0<br>P: 22 | R: 2<br>E: 1<br>K: 1<br>S: 15 | H: 3<br>LOB: 2<br>BB: 1<br>P: 24 | R: 1<br>E: 0<br>K: 0<br>S: 10 | H: 2<br>LOB: 1<br>BB: 0<br>P: 17 | R: 0<br>E: 0<br>K: 0<br>S: 5 | H: 0<br>LOB: 0<br>BB: 0<br>P: 8 | R: 2<br>E: 0<br>K: 0<br>S: 17 | H: 4<br>LOB: 2<br>BB: 0<br>P: 29 | R: 0<br>E: 0<br>K: 1<br>S: 6 | H: 0<br>LOB: 0<br>BB: 0<br>P: 9 | R: 0<br>E: 0<br>K: 2<br>S: 17 | H: 1<br>LOB: 2<br>BB: 1<br>P: 32 | R: 1<br>E: 0<br>K: 0<br>S: 12 | H: 3<br>LOB: 1<br>BB: 0<br>P: 19 | R: 2<br>E: 0<br>K: 1<br>S: 12 | H: 2<br>LOB: 1<br>BB: 0<br>P: 19 | 1B: 12<br>2B: 2<br>3B: 0<br>HR: 3 | SF: 0<br>SAC: 0<br>DP: 1<br>HBP: 0 | WP: 0<br>PB: 0<br>SB: 2<br>CS: 0 | PA: 44 |
| <b>PITCHER</b>                                      | IP                            | WLS                              | BF                            | H                                | R                             | ER                               | SO                           | BB                              | IBB                           | HBP                              | BLK                          | WP                              | HR                            | S                                | P                             | ERA                              | WHIP                          |                                  |                                   |                                    |                                  |        |
| <b>62 Scot Shields, R</b><br>ERA: 2.67              | 4.2                           |                                  | 25                            | 10                               | 7                             | 6                                | 4                            | 1                               | 0                             | 0                                | 0                            | 0                               | 0                             | 28                               | 48                            | 0.00                             | 1.500                         |                                  |                                   |                                    |                                  |        |
| <b>Greg Jones, R</b><br>ERA: 2.35                   | 2.0                           |                                  | 9                             | 2                                | 0                             | 0                                | 3                            | 1                               | 0                             | 0                                | 0                            | 0                               | 0                             | 13                               | 22                            | 6.75                             | 2.250                         |                                  |                                   |                                    |                                  |        |
| <b>Ben Weber, R</b><br>ERA: 2.82                    | 1.1                           |                                  | 6                             | 3                                | 1                             | 1                                | 0                            | 0                               | 0                             | 0                                | 0                            | 0                               | 0                             | 12                               | 19                            | 27.00                            | 3.000                         |                                  |                                   |                                    |                                  |        |
| <b>Troy Percival, R</b><br>ERA: 3.95                | 0.2                           | L                                | 4                             | 2                                | 2                             | 2                                | 1                            | 0                               | 0                             | 0                                | 0                            | 0                               | 1                             | 12                               | 19                            | 27.00                            | 3.000                         |                                  |                                   |                                    |                                  |        |

Anaheim Angels @ Detroit Tigers  
Comerica Park, Detroit, MI  
Sun Aug 24 2003, 1:05 PM EDT  
Att: 17,382 - Cloudy - 73 F

AB 42  
R 10  
H 17  
RBI 8  
BB 2  
SO 8  
LOB 17





| Batter  | 1   | 2                                | 3                             | 4                                | 5                             | 6                                | 7                             | 8                                | 9                            | AB R H RBI BB SO LOB             | TOP  |   |                                 |                              |                                  |                              |                                 |                               |                                  |                                  |                                    |                                  |
|---|---|----------------------------------|-------------------------------|----------------------------------|-------------------------------|----------------------------------|-------------------------------|----------------------------------|------------------------------|----------------------------------|--|---|---------------------------------|------------------------------|----------------------------------|------------------------------|---------------------------------|-------------------------------|----------------------------------|----------------------------------|------------------------------------|----------------------------------|
| Shannon Stewart, R (1, 9)<br>OBP: 0.367, SLG: 0.479   | G6-3  |                                  | FC4-6<br>1B                   |                                  | F7                            |                                  | G5-3                          |                                  | 2-2<br>1B                    | 5 0 2 0 0 0 0                    | <b>Minnesota Twins @ Anaheim Angels</b><br>Edison International Field, Anaheim, CA<br>Tue Aug 26 2003, 10:05 PM EDT<br>Att: 35,415 - Cloudy - 79 F |   |                                 |                              |                                  |                              |                                 |                               |                                  |                                  |                                    |                                  |
| Luis Rivas, R (1, 4)<br>OBP: 0.318, SLG: 0.404  | G5-3  |                                  | P3                            |                                  | 2B                            |                                  | HR                            |                                  | 3-2<br>1B                    | 5 1 2 1 0 0 3                    |  |   |                                 |                              |                                  |                              |                                 |                               |                                  |                                  |                                    |                                  |
| Doug Mientkiewicz, L (1, 3)<br>OBP: 0.389, SLG: 0.463   | G5-3  |                                  | FC4-6<br>1-2                  |                                  | BB                            |                                  | G3                            |                                  |                              | 3 0 0 0 1 0 1                    |  |   |                                 |                              |                                  |                              |                                 |                               |                                  |                                  |                                    |                                  |
| Matthew LeCroy, R (1, 10)<br>OBP: 0.336, SLG: 0.510<br>Dustin Mohr, R (8, PR)<br>OBP: 0.326, SLG: 0.422 |   | F8                               | K                             |                                  | P4                            |                                  |                               | G6-4-3<br>1B                     |                              | 4 0 1 0 0 1 3<br>0 0 0 0 0 0 0   |  |   |                                 |                              |                                  |                              |                                 |                               |                                  |                                  |                                    |                                  |
| Jacque Jones, L (1, 7)<br>OBP: 0.339, SLG: 0.467  |   | 1B<br>1B<br>1B                   |                               | 1B                               |                               | HR                               |                               | G6-4-3<br>1-2                    |                              | 4 2 3 1 0 0 1                    |  |   |                                 |                              |                                  |                              |                                 |                               |                                  |                                  |                                    |                                  |
| Torii Hunter, R (1, 8)<br>OBP: 0.303, SLG: 0.436  |   | 1B<br>1B                         |                               | K                                |                               | L6                               |                               | L4                               |                              | 4 0 1 0 0 1 2                    |  |   |                                 |                              |                                  |                              |                                 |                               |                                  |                                  |                                    |                                  |
| A.J. Pierzynski, L (1, 2)<br>OBP: 0.340, SLG: 0.450   |   | 1B<br>1B                         |                               | F9                               |                               | G4-3                             |                               | G4-3                             |                              | 4 0 1 0 0 0 1                    |  |   |                                 |                              |                                  |                              |                                 |                               |                                  |                                  |                                    |                                  |
| Denny Hocking, S (1, 5)<br>OBP: 0.294, SLG: 0.356   |   | 1B<br>FC4-6<br>1B                |                               | K                                |                               | F7                               |                               | 1B<br>1B                         |                              | 4 0 2 1 0 1 1                    |  |   |                                 |                              |                                  |                              |                                 |                               |                                  |                                  |                                    |                                  |
| Cristian Guzman, S (1, 6)<br>OBP: 0.299, SLG: 0.343   |   | FC4-6                            |                               | K                                |                               | K                                |                               | F9                               |                              | 4 0 0 0 0 2 3                    |  |   |                                 |                              |                                  |                              |                                 |                               |                                  |                                  |                                    |                                  |
| <b>Inning Stats</b>   | R: 0<br>E: 0<br>K: 0<br>S: 8                          | H: 0<br>LOB: 0<br>BB: 0<br>P: 10 | R: 1<br>E: 0<br>K: 0<br>S: 11 | H: 4<br>LOB: 2<br>BB: 0<br>P: 16 | R: 0<br>E: 0<br>K: 1<br>S: 10 | H: 1<br>LOB: 1<br>BB: 0<br>P: 12 | R: 0<br>E: 0<br>K: 2<br>S: 14 | H: 1<br>LOB: 1<br>BB: 0<br>P: 21 | R: 0<br>E: 0<br>K: 1<br>S: 9 | H: 1<br>LOB: 2<br>BB: 1<br>P: 17 |  | R: 1<br>E: 0<br>K: 0<br>S: 7                          | H: 1<br>LOB: 0<br>BB: 0<br>P: 8 | R: 1<br>E: 0<br>K: 1<br>S: 8 | H: 1<br>LOB: 0<br>BB: 0<br>P: 13 | R: 0<br>E: 0<br>K: 0<br>S: 6 | H: 1<br>LOB: 1<br>BB: 0<br>P: 7 | R: 0<br>E: 0<br>K: 0<br>S: 13 | H: 2<br>LOB: 2<br>BB: 0<br>P: 20 | 1B: 9<br>2B: 1<br>3B: 0<br>HR: 2 | SF: 0<br>SAC: 0<br>DP: 1<br>HBP: 0 | WP: 0<br>PB: 0<br>SB: 0<br>CS: 0 |
| <b>PITCHER</b>  | IP WLS BF H R ER SO BB IBB HBP BLK WP HR S P ERA WHIP |                                  |                               |                                  |                               |                                  |                               |                                  |                              |                                  |  | IP WLS BF H R ER SO BB IBB HBP BLK WP HR S P ERA WHIP |                                 |                              |                                  |                              |                                 |                               |                                  |                                  |                                    |                                  |
| 41 John Lackey, R (1, 1)<br>ERA: 5.03<br>Gary Glover, R (9, 1)<br>ERA: 3.95                             | 8.0 L 33 10 3 3 5 1 0 0 0 0 0 0 2 73 104 3.38 1.375   |                                  |                               |                                  |                               |                                  |                               |                                  |                              |                                  |  | 1.0 5 2 0 0 0 0 0 0 0 0 0 0 0 13 20 0.00 2.000        |                                 |                              |                                  |                              |                                 |                               |                                  |                                  |                                    |                                  |

livebaseballscores.com



AB 37  
R 3  
H 12  
RBI 3  
BB 1  
SO 5  
LOB 15

| Batter   | 1   | 2                                | 3                            | 4                               | 5                            | 6                                | 7                            | 8                                | 9                            | AB R H RBI BB SO LOB            | BOTTOM   |   |                                 |                              |                                  |                               |                                  |                                  |                                    |                                  |
|--|---|----------------------------------|------------------------------|---------------------------------|------------------------------|----------------------------------|------------------------------|----------------------------------|------------------------------|---------------------------------|--|---|---------------------------------|------------------------------|----------------------------------|-------------------------------|----------------------------------|----------------------------------|------------------------------------|----------------------------------|
| 9 Chone Figgins, S (1, 8)<br>OBP: 0.357, SLG: 0.370    | F8  |                                  | G4-3                         |                                 |                              | B1-3                             |                              |                                  | 0-2<br>CS<br>16 S<br>1B      | 4 0 1 0 0 0 0                   | <b>Minnesota Twins @ Anaheim Angels</b><br>Edison International Field, Anaheim, CA<br>Tue Aug 26 2003, 10:05 PM EDT<br>Att: 35,415 - Cloudy - 79 F |   |                                 |                              |                                  |                               |                                  |                                  |                                    |                                  |
| Jeff DaVanon, S (1, 9)<br>OBP: 0.381, SLG: 0.479       | K   |                                  | K                            |                                 |                              | F7                               |                              |                                  | 0-1<br>1B                    | 4 0 0 0 0 2 1                   |  |   |                                 |                              |                                  |                               |                                  |                                  |                                    |                                  |
| 16 Garret Anderson, L (1, 7)<br>OBP: 0.355, SLG: 0.575 |   |                                  |                              |                                 | F7                           |                                  | G1-3                         |                                  | 0-1<br>1B                    | 4 0 2 0 0 0 0                   |  |   |                                 |                              |                                  |                               |                                  |                                  |                                    |                                  |
| Tim Salmon, R (1, 10)<br>OBP: 0.366, SLG: 0.453        |   |                                  |                              |                                 | 1B<br>BB                     |                                  | G6-3                         |                                  | 3-3<br>K                     | 3 0 0 0 1 2 3                   |  |   |                                 |                              |                                  |                               |                                  |                                  |                                    |                                  |
| Scott Spiezio, S (1, 5)<br>OBP: 0.323, SLG: 0.435      |   | G4-3<br>SH2-3<br>1B              |                              | G6-4-3<br>1B                    |                              | F9                               |                              |                                  |                              | 3 0 2 0 0 0 0                   |  |   |                                 |                              |                                  |                               |                                  |                                  |                                    |                                  |
| Adam Riggs, R (1, 3)<br>OBP: 0.428, SLG: 0.774         |   | SH2-3                            |                              | G6-4-3                          |                              | F9                               |                              |                                  |                              | 2 0 0 0 0 0 2                   |  |   |                                 |                              |                                  |                               |                                  |                                  |                                    |                                  |
| Adam Kennedy, L (1, 4)<br>OBP: 0.342, SLG: 0.498       |   | G4-3                             |                              |                                 | G3                           |                                  |                              | F9                               |                              | 3 0 0 0 0 0 1                   |  |   |                                 |                              |                                  |                               |                                  |                                  |                                    |                                  |
| Bengie Molina, R (1, 2)<br>OBP: 0.300, SLG: 0.423      |   | L4                               |                              |                                 | F9                           |                                  |                              | F7                               |                              | 3 0 0 0 0 0 1                   |  |   |                                 |                              |                                  |                               |                                  |                                  |                                    |                                  |
| Alfredo Amezaga, S (1, 6)<br>OBP: 0.243, SLG: 0.270    |   |                                  | F8                           |                                 | F8                           |                                  |                              | G4-3                             |                              | 3 0 0 0 0 0 0                   |  |   |                                 |                              |                                  |                               |                                  |                                  |                                    |                                  |
| <b>Inning Stats</b>                                    | R: 0<br>E: 0<br>K: 2<br>S: 9                          | H: 1<br>LOB: 1<br>BB: 0<br>P: 17 | R: 0<br>E: 0<br>K: 0<br>S: 8 | H: 1<br>LOB: 0<br>BB: 0<br>P: 9 | R: 0<br>E: 0<br>K: 1<br>S: 7 | H: 0<br>LOB: 0<br>BB: 0<br>P: 11 | R: 0<br>E: 0<br>K: 0<br>S: 6 | H: 1<br>LOB: 1<br>BB: 1<br>P: 12 | R: 0<br>E: 0<br>K: 0<br>S: 5 | H: 0<br>LOB: 0<br>BB: 0<br>P: 7 |  | R: 0<br>E: 0<br>K: 0<br>S: 4                          | H: 0<br>LOB: 0<br>BB: 0<br>P: 5 | R: 0<br>E: 0<br>K: 0<br>S: 8 | H: 0<br>LOB: 0<br>BB: 0<br>P: 12 | R: 0<br>E: 0<br>K: 1<br>S: 13 | H: 2<br>LOB: 2<br>BB: 0<br>P: 16 | 1B: 4<br>2B: 2<br>3B: 0<br>HR: 0 | SF: 0<br>SAC: 1<br>DP: 2<br>HBP: 0 | WP: 0<br>PB: 0<br>SB: 0<br>CS: 1 |
| <b>PITCHER</b>   | IP WLS BF H R ER SO BB IBB HBP BLK WP HR S P ERA WHIP |                                  |                              |                                 |                              |                                  |                              |                                  |                              |                                 |  | IP WLS BF H R ER SO BB IBB HBP BLK WP HR S P ERA WHIP |                                 |                              |                                  |                               |                                  |                                  |                                    |                                  |
| Brad Radke, R (1, 1)<br>ERA: 4.78                      | 9.0 W 31 5 0 0 4 1 0 0 0 0 0 0 0 66 98 0.00 0.667     |                                  |                              |                                 |                              |                                  |                              |                                  |                              |                                 |  |   |                                 |                              |                                  |                               |                                  |                                  |                                    |                                  |

livebaseballscores.com



AB 29  
R 0  
H 5  
RBI 0  
BB 1  
SO 4  
LOB 8



| Batter  | 1                            | 2                               | 3                             | 4                                | 5                            | 6                                | 7                            | 8                               | 9                             | AB                               | R                             | H                                | RBI                           | BB                               | SO                           | LOB                              | TOP   |                                    |                                  |        |  |
|---|------------------------------|---------------------------------|-------------------------------|----------------------------------|------------------------------|----------------------------------|------------------------------|---------------------------------|-------------------------------|----------------------------------|-------------------------------|----------------------------------|-------------------------------|----------------------------------|------------------------------|----------------------------------|---|------------------------------------|----------------------------------|--------|--|
| Shannon Stewart, R (1, 9)<br>OBP: 0.366, SLG: 0.476   | G6-3                         |                                 | P3                            |                                  | G1-3                         |                                  | FC5-4                        |                                 |                               | 5                                | 0                             | 1                                | 2                             | 0                                | 0                            | 2                                | <b>Minnesota Twins @ Anaheim Angels</b><br>Edison International Field, Anaheim, CA<br>Wed Aug 27 2003, 10:05 PM EDT<br>Att: 36,323 - Sunny - 77 F<br><a href="http://livebaseballscorecards.com">livebaseballscorecards.com</a> |                                    |                                  |        |  |
| Luis Rivas, R (1, 4)<br>OBP: 0.317, SLG: 0.402        | G5-3                         |                                 | F8                            |                                  | F9                           |                                  |                              |                                 | F9                            | 5                                | 0                             | 1                                | 0                             | 0                                | 0                            | 2                                |   |                                    |                                  |        |  |
| Doug Mientkiewicz, L (1, 3)<br>OBP: 0.389, SLG: 0.462 |                              |                                 | K                             |                                  |                              |                                  | PO                           |                                 | L8                            | 5                                | 0                             | 2                                | 0                             | 0                                | 1                            | 1                                |   |                                    |                                  |        |  |
| Matthew LeCroy, R (1, 10)<br>OBP: 0.335, SLG: 0.506   | PO                           | G6-3                            |                               | L4                               |                              | G1-3                             |                              | F9                              |                               | 4                                | 1                             | 1                                | 0                             | 0                                | 0                            | 1                                |   |                                    |                                  |        |  |
| Jacque Jones, L (1, 7)                                |                              | K                               |                               | G3                               |                              | G1-3                             |                              |                                 |                               | 4                                | 0                             | 1                                | 0                             | 0                                | 1                            | 1                                |   |                                    |                                  |        |  |
| Torii Hunter, R (1, 8)<br>OBP: 0.304, SLG: 0.439      |                              |                                 |                               | F9                               |                              |                                  |                              |                                 | K                             | 4                                | 1                             | 2                                | 1                             | 0                                | 1                            | 2                                |   |                                    |                                  |        |  |
| A.J. Pierzynski, L (1, 2)<br>OBP: 0.344, SLG: 0.452   |                              |                                 |                               |                                  |                              |                                  |                              |                                 |                               | 3                                | 1                             | 2                                | 1                             | 0                                | 0                            | 1                                |   |                                    |                                  |        |  |
| Denny Hocking, S (1, 5)<br>ERA: 5.24                  |                              |                                 |                               |                                  |                              |                                  |                              |                                 |                               | 1                                | 1                             | 0                                | 0                             | 2                                | 1                            | 1                                |   |                                    |                                  |        |  |
| Michael Ryan, L (8, PH)<br>OBP: 0.444, SLG: 0.714     |                              |                                 |                               |                                  |                              |                                  |                              |                                 |                               | 1                                | 0                             | 0                                | 0                             | 0                                | 1                            | 3                                |   |                                    |                                  |        |  |
| Chris Gomez, R (8, 5)<br>OBP: 0.274, SLG: 0.342       |                              |                                 |                               |                                  |                              |                                  |                              |                                 |                               | 0                                | 0                             | 0                                | 0                             | 0                                | 0                            | 0                                |   |                                    |                                  |        |  |
| Christian Guzman, S (1, 6)<br>OBP: 0.299, SLG: 0.342  |                              |                                 |                               |                                  |                              |                                  |                              |                                 |                               | 4                                | 0                             | 1                                | 0                             | 0                                | 1                            | 3                                |   |                                    |                                  |        |  |
| <b>Inning Stats</b>                                   | R: 0<br>E: 0<br>K: 0<br>S: 6 | H: 1<br>LOB: 0<br>BB: 0<br>P: 9 | R: 1<br>E: 0<br>K: 2<br>S: 12 | H: 2<br>LOB: 2<br>BB: 1<br>P: 23 | R: 0<br>E: 0<br>K: 1<br>S: 7 | H: 0<br>LOB: 0<br>BB: 0<br>P: 10 | R: 0<br>E: 0<br>K: 0<br>S: 4 | H: 0<br>LOB: 0<br>BB: 0<br>P: 5 | R: 1<br>E: 1<br>K: 1<br>S: 10 | H: 2<br>LOB: 1<br>BB: 0<br>P: 15 | R: 1<br>E: 1<br>K: 0<br>S: 12 | H: 2<br>LOB: 0<br>BB: 1<br>P: 18 | R: 0<br>E: 0<br>K: 2<br>S: 13 | H: 3<br>LOB: 3<br>BB: 0<br>P: 17 | R: 0<br>E: 0<br>K: 0<br>S: 8 | H: 1<br>LOB: 1<br>BB: 0<br>P: 12 | 1B: 10<br>2B: 1<br>3B: 0<br>HR: 0   | SF: 0<br>SAC: 0<br>DP: 0<br>HBP: 1 | WP: 1<br>PB: 0<br>SB: 0<br>CS: 1 | PA: 41 |  |
| <b>PITCHER</b>  | IP                           | WLS                             | BF                            | H                                | R                            | ER                               | SO                           | BB                              | IBB                           | HBP                              | BLK                           | WP                               | HR                            | S                                | P                            | ERA                              | WHIP  |                                    |                                  |        |  |
| Aaron Sele, R (1, 1)<br>ERA: 5.24                     | 5.2                          |                                 | 23                            | 4                                | 3                            | 2                                | 4                            | 1                               | 0                             | 1                                | 0                             | 1                                | 0                             | 45                               | 70                           | 3.18                             | 0.882   |                                    |                                  |        |  |
| Ben Weber, R (8, 1)<br>ERA: 2.89                      | 1.1                          | W                               | 6                             | 3                                | 1                            | 1                                | 0                            | 1                               | 0                             | 0                                | 0                             | 0                                | 0                             | 16                               | 25                           | 6.75                             | 3.000   |                                    |                                  |        |  |
| Brendan Donnelly, R (8, 1)<br>ERA: 1.39               | 1.0                          | H                               | 6                             | 3                                | 0                            | 0                                | 2                            | 0                               | 0                             | 0                                | 0                             | 0                                | 0                             | 13                               | 17                           | 0.00                             | 3.000   |                                    |                                  |        |  |
| Troy Percival, R (9, 1)<br>ERA: 3.86                  | 1.0                          | S                               | 4                             | 1                                | 0                            | 0                                | 0                            | 0                               | 0                             | 0                                | 0                             | 0                                | 0                             | 8                                | 12                           | 0.00                             | 1.000   |                                    |                                  |        |  |

| Batter   | 1                             | 2                                | 3                            | 4                                | 5                             | 6                                | 7                            | 8                               | 9                            | AB                              | R                             | H                                | RBI                          | BB                               | SO                           | LOB                             | BOTTOM  |                                    |                                  |        |  |
|--|-------------------------------|----------------------------------|------------------------------|----------------------------------|-------------------------------|----------------------------------|------------------------------|---------------------------------|------------------------------|---------------------------------|-------------------------------|----------------------------------|------------------------------|----------------------------------|------------------------------|---------------------------------|---|------------------------------------|----------------------------------|--------|--|
| 9 Chone Figgins, S (1, 6)<br>OBP: 0.368, SLG: 0.395    | E                             | G4-3                             |                              |                                  |                               |                                  |                              | G1-3                            |                              | 5                               | 1                             | 3                                | 0                            | 0                                | 0                            | 1                               | <b>Minnesota Twins @ Anaheim Angels</b><br>Edison International Field, Anaheim, CA<br>Wed Aug 27 2003, 10:05 PM EDT<br>Att: 36,323 - Sunny - 77 F<br><a href="http://livebaseballscorecards.com">livebaseballscorecards.com</a> |                                    |                                  |        |  |
| Eric Owens, R (1, 8)<br>OBP: 0.284, SLG: 0.305         | E1                            |                                  |                              | L8-4                             |                               | B3                               |                              |                                 |                              | 4                               | 1                             | 2                                | 0                            | 0                                | 0                            | 4                               |   |                                    |                                  |        |  |
| 16 Garret Anderson, L (1, 7)<br>OBP: 0.352, SLG: 0.571 | G6-3                          |                                  | G3                           |                                  | L8                            |                                  | G6-3                         |                                 |                              | 4                               | 0                             | 0                                | 0                            | 0                                | 0                            | 2                               |   |                                    |                                  |        |  |
| Tim Salmon, R (1, 9)<br>OBP: 0.365, SLG: 0.451         | SF9                           |                                  |                              |                                  | G5-3                          |                                  | F7                           |                                 |                              | 2                               | 1                             | 0                                | 1                            | 1                                | 0                            | 0                               |   |                                    |                                  |        |  |
| Jeff DaVanon, S (8, 9)<br>OBP: 0.391, SLG: 0.479       |                               |                                  |                              |                                  |                               |                                  |                              |                                 |                              | 0                               | 0                             | 0                                | 0                            | 0                                | 0                            | 0                               |   |                                    |                                  |        |  |
| Scott Spiezio, S (1, 3)<br>OBP: 0.324, SLG: 0.442      |                               |                                  | FC5-2-5                      |                                  | L7                            |                                  |                              |                                 |                              | 4                               | 1                             | 2                                | 1                            | 0                                | 0                            | 2                               |   |                                    |                                  |        |  |
| Shawn Wooten, R (1, 5)<br>OBP: 0.323, SLG: 0.372       | L1                            |                                  | E7                           |                                  |                               | G4-3                             |                              |                                 |                              | 3                               | 0                             | 1                                | 1                            | 1                                | 0                            | 1                               |   |                                    |                                  |        |  |
| Bengie Molina, R (1, 2)<br>OBP: 0.300, SLG: 0.429      |                               |                                  | F8                           |                                  |                               |                                  |                              |                                 |                              | 4                               | 1                             | 1                                | 1                            | 0                                | 0                            | 3                               |   |                                    |                                  |        |  |
| 39 Robb Quinlan, R (1, 10)<br>OBP: 0.357, SLG: 0.375   |                               |                                  |                              |                                  |                               |                                  |                              |                                 |                              | 4                               | 0                             | 2                                | 0                            | 0                                | 0                            | 0                               |   |                                    |                                  |        |  |
| Adam Kennedy, L (1, 4)<br>OBP: 0.341, SLG: 0.407       |                               |                                  |                              |                                  |                               |                                  |                              |                                 |                              | 4                               | 0                             | 1                                | 0                            | 0                                | 0                            | 2                               |   |                                    |                                  |        |  |
| <b>Inning Stats</b>                                    | R: 2<br>E: 1<br>K: 0<br>S: 12 | H: 3<br>LOB: 1<br>BB: 0<br>P: 19 | R: 0<br>E: 0<br>K: 0<br>S: 8 | H: 1<br>LOB: 0<br>BB: 0<br>P: 11 | R: 1<br>E: 1<br>K: 0<br>S: 15 | H: 2<br>LOB: 2<br>BB: 1<br>P: 23 | R: 0<br>E: 0<br>K: 0<br>S: 6 | H: 2<br>LOB: 1<br>BB: 0<br>P: 9 | R: 0<br>E: 0<br>K: 0<br>S: 6 | H: 0<br>LOB: 0<br>BB: 0<br>P: 9 | R: 1<br>E: 0<br>K: 0<br>S: 11 | H: 3<br>LOB: 2<br>BB: 0<br>P: 14 | R: 1<br>E: 0<br>K: 0<br>S: 9 | H: 1<br>LOB: 1<br>BB: 1<br>P: 15 | R: 0<br>E: 0<br>K: 0<br>S: 6 | H: 0<br>LOB: 0<br>BB: 0<br>P: 7 | 1B: 8<br>2B: 2<br>3B: 1<br>HR: 2  | SF: 1<br>SAC: 0<br>DP: 1<br>HBP: 0 | WP: 0<br>PB: 0<br>SB: 0<br>CS: 0 | PA: 37 |  |
| <b>PITCHER</b>   | IP                            | WLS                              | BF                           | H                                | R                             | ER                               | SO                           | BB                              | IBB                          | HBP                             | BLK                           | WP                               | HR                           | S                                | P                            | ERA                             | WHIP  |                                    |                                  |        |  |
| Kenny Rogers, L (1, 1)<br>ERA: 4.67                    | 5.2                           |                                  | 28                           | 11                               | 4                             | 3                                | 0                            | 1                               | 0                            | 0                               | 0                             | 0                                | 1                            | 10                               | 16                           | 6.75                            | 1.500   |                                    |                                  |        |  |
| Juan Rincon, R (8, 1)<br>ERA: 3.72                     | 1.1                           | L                                | 6                            | 1                                | 1                             | 1                                | 0                            | 1                               | 0                            | 0                               | 0                             | 0                                | 0                            | 6                                | 7                            | 0.00                            | 0.000   |                                    |                                  |        |  |
| J.C. Romero, L (8, 1)<br>ERA: 4.61                     | 1.0                           |                                  | 3                            | 0                                | 0                             | 0                                | 0                            | 0                               | 0                            | 0                               | 0                             | 0                                | 0                            | 6                                | 7                            | 0.00                            | 0.000   |                                    |                                  |        |  |







| Batter   | 1                            | 2                                | 3                             | 4                                | 5                             | 6                                | 7                            | 8                               | 9                            | AB                               | R                             | H                                | RBI                           | BB                               | SO                            | LOB                              | TOP                           |                                  |                                   |                                    |                                  |        |  |  |  |
|--|------------------------------|----------------------------------|-------------------------------|----------------------------------|-------------------------------|----------------------------------|------------------------------|---------------------------------|------------------------------|----------------------------------|-------------------------------|----------------------------------|-------------------------------|----------------------------------|-------------------------------|----------------------------------|-------------------------------|----------------------------------|-----------------------------------|------------------------------------|----------------------------------|--------|--|--|--|
| 9 Chone Figgins, S<br>OBP: 0.372, SLG: 0.394   | 1-2<br>S<br>1B               | 3-2<br>G5-3                      |                               | 0-0<br>L8                        |                               | 2-2<br>F9                        |                              | 0-0<br>1B<br>2B                 | 4-2<br>1B<br>BB              | 5                                | 1                             | 2                                | 0                             | 1                                | 0                             | 1                                |                               |                                  |                                   |                                    |                                  |        |  |  |  |
| Eric Owens, R<br>OBP: 0.293, SLG: 0.306  | 0-0<br>B3                    |                                  | 1-2<br>G6-3                   | 1-2<br>G4-3                      |                               |                                  | 0-0<br>G6-3                  | 3-2<br>16<br>1B                 | 1-2<br>1B                    | 6                                | 0                             | 2                                | 3                             | 0                                | 0                             | 1                                |                               |                                  |                                   |                                    |                                  |        |  |  |  |
| 16 Garret Anderson, L<br>OBP: 0.354, SLG: 0.566<br>Trent Durrington, R<br>OBP: 0.750, SLG: 0.500 | 1-0<br>F9                    |                                  | 1-1<br>BB<br>2B<br>1B         | 0-2<br>F9                        |                               |                                  | 2-0<br>G3-1                  | 0-2<br>1B                       | 1-0<br>G1-3                  | 5                                | 1                             | 2                                | 0                             | 0                                | 0                             | 1                                |                               |                                  |                                   |                                    |                                  |        |  |  |  |
| Tim Salmon, R<br>OBP: 0.366, SLG: 0.452<br>Jeff DaVanon, S<br>OBP: 0.365, SLG: 0.481             | 3-1<br>F7                    |                                  | 4-2<br>2B<br>SF7<br>BB        |                                  | 2-2<br>F8                     |                                  | 0-1<br>1B<br>2B              | 1-3<br>K                        |                              | 3                                | 1                             | 1                                | 0                             | 1                                | 0                             | 1                                |                               |                                  |                                   |                                    |                                  |        |  |  |  |
| Scott Spiezio, S<br>OBP: 0.324, SLG: 0.442   |                              | 1-0<br>BB<br>HR<br>1B            | 0-0<br>SF7<br>2B              |                                  | 2-1<br>F8                     |                                  | 0-1<br>1B<br>1B              | 0-3<br>K                        |                              | 5                                | 2                             | 3                                | 2                             | 0                                | 1                             | 2                                |                               |                                  |                                   |                                    |                                  |        |  |  |  |
| Shawn Wooten, R<br>OBP: 0.323, SLG: 0.364  |                              | 4-2<br>HR<br>BB                  | 4-0<br>SF7<br>BB              |                                  | 0-2<br>F7                     |                                  | 0-1<br>1B                    | 0-0<br>P4                       |                              | 3                                | 1                             | 1                                | 0                             | 2                                | 0                             | 2                                |                               |                                  |                                   |                                    |                                  |        |  |  |  |
| Bengie Molina, R<br>OBP: 0.303, SLG: 0.440   |                              | 0-0<br>HR                        | 1-0<br>SF7                    |                                  |                               | 0-1<br>G3<br>1B                  | 1-1<br>1B                    |                                 | 0-1<br>F9                    | 4                                | 1                             | 3                                | 5                             | 0                                | 0                             | 0                                |                               |                                  |                                   |                                    |                                  |        |  |  |  |
| Adam Riggs, R<br>OBP: 0.386, SLG: 0.632  |                              | 1-2<br>L1                        |                               |                                  |                               | 3-2<br>P4                        | 1-0<br>F8                    |                                 | 2-1<br>F9                    | 4                                | 0                             | 0                                | 0                             | 1                                | 0                             | 3                                |                               |                                  |                                   |                                    |                                  |        |  |  |  |
| Adam Kennedy, L<br>OBP: 0.336, SLG: 0.399  |                              | 2-0<br>F8                        | 1-0<br>P4                     |                                  |                               | 2-1<br>G3                        |                              | 2-1<br>E3<br>9<br>2B<br>1B      | 3-1<br>9<br>BB<br>1B         | 5                                | 2                             | 1                                | 0                             | 0                                | 0                             | 4                                |                               |                                  |                                   |                                    |                                  |        |  |  |  |
| <b>Inning Stats</b>  | R: 0<br>E: 0<br>K: 0<br>S: 9 | H: 1<br>LOB: 1<br>BB: 0<br>P: 14 | R: 3<br>E: 0<br>K: 0<br>S: 17 | H: 2<br>LOB: 0<br>BB: 1<br>P: 28 | R: 2<br>E: 0<br>K: 0<br>S: 10 | H: 2<br>LOB: 3<br>BB: 3<br>P: 26 | R: 0<br>E: 0<br>K: 0<br>S: 8 | H: 0<br>LOB: 0<br>BB: 0<br>P: 9 | R: 0<br>E: 0<br>K: 0<br>S: 9 | H: 0<br>LOB: 0<br>BB: 0<br>P: 13 | R: 0<br>E: 0<br>K: 0<br>S: 11 | H: 1<br>LOB: 1<br>BB: 0<br>P: 18 | R: 2<br>E: 0<br>K: 0<br>S: 11 | H: 4<br>LOB: 2<br>BB: 0<br>P: 15 | R: 2<br>E: 1<br>K: 2<br>S: 17 | H: 3<br>LOB: 2<br>BB: 0<br>P: 23 | R: 1<br>E: 0<br>K: 0<br>S: 12 | H: 2<br>LOB: 2<br>BB: 1<br>P: 23 | 1B: 11<br>2B: 3<br>3B: 0<br>HR: 1 | SF: 1<br>SAC: 0<br>DP: 0<br>HBP: 0 | WP: 0<br>PB: 0<br>SB: 1<br>CS: 0 | PA: 48 |  |  |  |
| <b>PITCHER</b>   | IP                           | WLS                              | BF                            | H                                | R                             | ER                               | SO                           | BB                              | IBB                          | HBP                              | BLK                           | WP                               | HR                            | S                                | P                             | ERA                              | WHIP                          |                                  |                                   |                                    |                                  |        |  |  |  |
| 41 Jimmy Gobble, L<br>ERA: 6.66  | 6.0                          | L                                | 28                            | 6                                | 5                             | 5                                | 0                            | 4                               | 0                            | 0                                | 0                             | 0                                | 1                             | 64                               | 108                           | 7.50                             | 1.667                         |                                  |                                   |                                    |                                  |        |  |  |  |
| Jason Grimsley, R<br>ERA: 4.66   | 1.0                          |                                  | 7                             | 4                                | 2                             | 2                                | 0                            | 0                               | 0                            | 0                                | 0                             | 0                                | 0                             | 11                               | 15                            | 18.00                            | 4.000                         |                                  |                                   |                                    |                                  |        |  |  |  |
| Graeme Lloyd, L<br>ERA: 5.0  | 2.0                          |                                  | 13                            | 5                                | 3                             | 2                                | 2                            | 1                               | 0                            | 0                                | 0                             | 0                                | 0                             | 29                               | 46                            | 9.00                             | 3.000                         |                                  |                                   |                                    |                                  |        |  |  |  |

Anaheim Angels @ Kansas City Royals  
Kauffman Stadium, Kansas City, MO

livebaseballscorecards.com



AB 42  
R 10  
H 15  
RBI 10  
BB 5  
SO 2  
LOB 19

Fri Aug 29 2003, 7:05 PM CDT  
Att: 23,836 - Overcast - 82 F

| Batter   | 1                            | 2                               | 3                             | 4                                | 5                             | 6                                | 7                            | 8                                | 9                            | AB                               | R                            | H                                | RBI                           | BB                               | SO                           | LOB                              | BOTTOM                        |                                  |                                  |                                    |                                  |        |  |  |  |
|--|------------------------------|---------------------------------|-------------------------------|----------------------------------|-------------------------------|----------------------------------|------------------------------|----------------------------------|------------------------------|----------------------------------|------------------------------|----------------------------------|-------------------------------|----------------------------------|------------------------------|----------------------------------|-------------------------------|----------------------------------|----------------------------------|------------------------------------|----------------------------------|--------|--|--|--|
| Desi Relaford, S<br>OBP: 0.324, SLG: 0.396   | 1-0<br>F7                    |                                 |                               | 1-1<br>G3                        |                               | 0-0<br>G4-3                      |                              | 2-3<br>K                         |                              | 4                                | 0                            | 0                                | 0                             | 0                                | 1                            | 1                                |                               |                                  |                                  |                                    |                                  |        |  |  |  |
| Joe Randa, R<br>OBP: 0.342, SLG: 0.438<br>Mendy López, R<br>OBP: 0.303, SLG: 0.438         | 2-2<br>L9                    |                                 |                               | 2-2<br>P4                        |                               |                                  | 1-0<br>29<br>2B<br>1B        | 2-3<br>K                         |                              | 3                                | 1                            | 1                                | 0                             | 0                                | 0                            | 0                                |                               |                                  |                                  |                                    |                                  |        |  |  |  |
| 29 Mike Sweeney, R<br>OBP: 0.423, SLG: 0.507<br>Mike DiFelice, R<br>OBP: 0.287, SLG: 0.389 | 1-0<br>F8                    |                                 |                               | 0-0<br>P3                        |                               |                                  | 0-1<br>E<br>1-3<br>2B        |                                  | 0-0<br>1B<br>2B              | 3                                | 0                            | 1                                | 0                             | 0                                | 0                            | 0                                |                               |                                  |                                  |                                    |                                  |        |  |  |  |
| Carlos Beltrán, S<br>OBP: 0.393, SLG: 0.514  |                              | 3-3<br>K                        |                               |                                  | 0-1<br>G3-6-3<br>1B           |                                  | 0-1<br>E<br>1B               |                                  | 0-1<br>1B<br>2B              | 4                                | 1                            | 3                                | 1                             | 0                                | 1                            | 0                                |                               |                                  |                                  |                                    |                                  |        |  |  |  |
| Rondell White, R<br>OBP: 0.330, SLG: 0.468<br>Dee Brown, L<br>OBP: 0.280, SLG: 0.341       |                              | 3-2<br>F9                       |                               |                                  | 2-1<br>F7                     |                                  | 1-3<br>K                     |                                  | 1-3<br>K                     | 2                                | 0                            | 0                                | 0                             | 0                                | 0                            | 1                                |                               |                                  |                                  |                                    |                                  |        |  |  |  |
| Raul Ibanez, L<br>OBP: 0.344, SLG: 0.462   |                              | 1-2<br>G6-3                     |                               |                                  | 1-2<br>G3-6-3                 |                                  | 0-3<br>K                     |                                  | 1-1<br>1B<br>2B              | 4                                | 0                            | 1                                | 2                             | 0                                | 1                            | 3                                |                               |                                  |                                  |                                    |                                  |        |  |  |  |
| Ken Harvey, R<br>OBP: 0.305, SLG: 0.397  |                              |                                 |                               | 2-1<br>G3-1                      |                               |                                  | 2-1<br>2B                    |                                  | 4-2<br>BB                    | 3                                | 0                            | 1                                | 0                             | 1                                | 0                            | 2                                |                               |                                  |                                  |                                    |                                  |        |  |  |  |
| 4 Angel Berroa, R<br>OBP: 0.341, SLG: 0.468<br>Julius Matos, R<br>OBP: 0.283, SLG: 0.400   |                              |                                 |                               | 1-2<br>F9                        |                               |                                  | 2-2<br>F8                    |                                  | 1-2<br>P3                    | 3                                | 0                            | 0                                | 0                             | 0                                | 1                            | 4                                |                               |                                  |                                  |                                    |                                  |        |  |  |  |
| Brent Mayne, L<br>OBP: 0.303, SLG: 0.343   |                              |                                 |                               | 1-3<br>K                         |                               |                                  | 1-0<br>P4                    |                                  | 0-3<br>K                     | 4                                | 0                            | 0                                | 0                             | 0                                | 2                            | 3                                |                               |                                  |                                  |                                    |                                  |        |  |  |  |
| <b>Inning Stats</b>  | R: 0<br>E: 0<br>K: 0<br>S: 5 | H: 0<br>LOB: 0<br>BB: 0<br>P: 9 | R: 0<br>E: 0<br>K: 1<br>S: 12 | H: 0<br>LOB: 0<br>BB: 0<br>P: 19 | R: 0<br>E: 0<br>K: 1<br>S: 10 | H: 0<br>LOB: 0<br>BB: 0<br>P: 14 | R: 0<br>E: 0<br>K: 0<br>S: 8 | H: 0<br>LOB: 0<br>BB: 0<br>P: 11 | R: 0<br>E: 0<br>K: 0<br>S: 7 | H: 1<br>LOB: 0<br>BB: 0<br>P: 10 | R: 0<br>E: 0<br>K: 0<br>S: 8 | H: 1<br>LOB: 1<br>BB: 0<br>P: 13 | R: 1<br>E: 1<br>K: 3<br>S: 18 | H: 3<br>LOB: 3<br>BB: 0<br>P: 22 | R: 0<br>E: 0<br>K: 2<br>S: 9 | H: 0<br>LOB: 0<br>BB: 0<br>P: 14 | R: 2<br>E: 0<br>K: 2<br>S: 16 | H: 3<br>LOB: 2<br>BB: 1<br>P: 23 | 1B: 5<br>2B: 3<br>3B: 0<br>HR: 0 | SF: 0<br>SAC: 0<br>DP: 1<br>HBP: 0 | WP: 0<br>PB: 0<br>SB: 0<br>CS: 0 | PA: 36 |  |  |  |
| <b>PITCHER</b>   | IP                           | WLS                             | BF                            | H                                | R                             | ER                               | SO                           | BB                               | IBB                          | HBP                              | BLK                          | WP                               | HR                            | S                                | P                            | ERA                              | WHIP                          |                                  |                                  |                                    |                                  |        |  |  |  |
| Jarrod Washburn, L<br>ERA: 4.37  | 6.2                          | W                               | 24                            | 5                                | 1                             | 1                                | 4                            | 0                                | 0                            | 0                                | 0                            | 0                                | 0                             | 62                               | 90                           | 1.35                             | 0.750                         |                                  |                                  |                                    |                                  |        |  |  |  |
| Ben Weber, R<br>ERA: 2.99  | 0.1                          |                                 | 2                             | 0                                | 0                             | 0                                | 1                            | 0                                | 0                            | 0                                | 0                            | 0                                | 0                             | 6                                | 8                            | 0.00                             | 0.000                         |                                  |                                  |                                    |                                  |        |  |  |  |
| Greg Jones, R<br>ERA: 3.12   | 2.0                          |                                 | 10                            | 3                                | 2                             | 2                                | 4                            | 1                                | 0                            | 0                                | 0                            | 0                                | 0                             | 25                               | 37                           | 9.00                             | 2.000                         |                                  |                                  |                                    |                                  |        |  |  |  |

Anaheim Angels @ Kansas City Royals  
Kauffman Stadium, Kansas City, MO

livebaseballscorecards.com



AB 35  
R 3  
H 8  
RBI 3  
BB 1  
SO 9  
LOB 20

Fri Aug 29 2003, 7:05 PM CDT  
Att: 23,836 - Overcast - 82 F



| Batter   | 1   | 2                                | 3                             | 4                                | 5                             | 6                                | 7                            | 8                                | 9                            | AB                               | R                             | H                                | RBI                          | BB                               | SO                           | LOB                              | TOP  |                                 |                                  |                                    |                                  |        |
|--|---|----------------------------------|-------------------------------|----------------------------------|-------------------------------|----------------------------------|------------------------------|----------------------------------|------------------------------|----------------------------------|-------------------------------|----------------------------------|------------------------------|----------------------------------|------------------------------|----------------------------------|--|---------------------------------|----------------------------------|------------------------------------|----------------------------------|--------|
| <b>9 Chone Figgins, S</b><br>OBP: 0.380, SLG: 0.404    |   |                                  |                               |                                  |                               |                                  |                              |                                  |                              | 4                                | 1                             | 2                                | 2                            | 1                                | 0                            | 3                                | <b>Anaheim Angels @ Kansas City Royals</b><br>Kauffman Stadium, Kansas City, MO<br>Sun Aug 31 2003, 1:05 PM CDT<br>Att: 21,324 - Cloudy - 64 F |                                 |                                  |                                    |                                  |        |
| <b>Eric Owens, R</b><br>OBP: 0.287, SLG: 0.300         |   |                                  |                               |                                  |                               |                                  |                              |                                  |                              | 4                                | 0                             | 0                                | 0                            | 0                                | 0                            | 2                                |  |                                 |                                  |                                    |                                  |        |
| <b>16 Garret Anderson, L</b><br>OBP: 0.353, SLG: 0.571 |   |                                  |                               |                                  |                               |                                  |                              |                                  |                              | 4                                | 1                             | 1                                | 2                            | 0                                | 1                            | 1                                |  |                                 |                                  |                                    |                                  |        |
| <b>Tim Salmon, R</b><br>OBP: 0.367, SLG: 0.450         |   |                                  |                               |                                  |                               |                                  |                              |                                  |                              | 2                                | 1                             | 0                                | 0                            | 2                                | 2                            | 1                                |  |                                 |                                  |                                    |                                  |        |
| <b>Scott Spiezio, S</b><br>OBP: 0.326, SLG: 0.454      |   |                                  |                               |                                  |                               |                                  |                              |                                  |                              | 4                                | 2                             | 2                                | 2                            | 0                                | 0                            | 1                                |  |                                 |                                  |                                    |                                  |        |
| <b>Bengie Molina, R</b><br>OBP: 0.303, SLG: 0.438      |   |                                  |                               |                                  |                               |                                  |                              |                                  |                              | 4                                | 0                             | 1                                | 0                            | 0                                | 0                            | 1                                |  |                                 |                                  |                                    |                                  |        |
| <b>Shawn Wooten, R</b><br>OBP: 0.322, SLG: 0.364       |   |                                  |                               |                                  |                               |                                  |                              |                                  |                              | 3                                | 0                             | 1                                | 1                            | 0                                | 0                            | 1                                |  |                                 |                                  |                                    |                                  |        |
| <b>Adam Riggs, R</b><br>OBP: 0.383, SLG: 0.634         |   |                                  |                               |                                  |                               |                                  |                              |                                  |                              | 3                                | 1                             | 1                                | 0                            | 0                                | 0                            | 1                                |  |                                 |                                  |                                    |                                  |        |
| <b>Jeff DaVanon, S</b><br>OBP: 0.364, SLG: 0.479       |   |                                  |                               |                                  |                               |                                  |                              |                                  |                              | 1                                | 0                             | 0                                | 0                            | 0                                | 0                            | 0                                |  |                                 |                                  |                                    |                                  |        |
| <b>Adam Kennedy, L</b><br>OBP: 0.337, SLG: 0.401       |   |                                  |                               |                                  |                               |                                  |                              |                                  |                              | 4                                | 1                             | 2                                | 0                            | 0                                | 1                            | 3                                |  |                                 |                                  |                                    |                                  |        |
| <b>Inning Stats</b>                                    | R: 0<br>E: 0<br>K: 1<br>S: 11                           | H: 0<br>LOB: 1<br>BB: 1<br>P: 17 | R: 1<br>E: 1<br>K: 1<br>S: 12 | H: 1<br>LOB: 1<br>BB: 0<br>P: 18 | R: 3<br>E: 0<br>K: 0<br>S: 15 | H: 2<br>LOB: 0<br>BB: 1<br>P: 26 | R: 0<br>E: 0<br>K: 1<br>S: 8 | H: 2<br>LOB: 1<br>BB: 0<br>P: 14 | R: 0<br>E: 0<br>K: 0<br>S: 6 | H: 0<br>LOB: 1<br>BB: 1<br>P: 11 | R: 2<br>E: 0<br>K: 0<br>S: 11 | H: 3<br>LOB: 1<br>BB: 0<br>P: 17 | R: 1<br>E: 0<br>K: 1<br>S: 7 | H: 1<br>LOB: 0<br>BB: 0<br>P: 14 | R: 0<br>E: 0<br>K: 0<br>S: 9 | H: 0<br>LOB: 0<br>BB: 0<br>P: 13 | R: 0<br>E: 0<br>K: 0<br>S: 5   | H: 1<br>LOB: 0<br>BB: 0<br>P: 7 | 1B: 5<br>2B: 3<br>3B: 1<br>HR: 2 | SF: 1<br>SAC: 1<br>DP: 2<br>HBP: 0 | WP: 1<br>PB: 0<br>SB: 0<br>CS: 0 | PA: 38 |
| <b>PITCHER</b>   | IP WLS BF H R ER SO BB IBB HBP BLK WP HR S P ERA WHIP   |                                  |                               |                                  |                               |                                  |                              |                                  |                              |                                  |                               |                                  |                              |                                  |                              |                                  |  |                                 |                                  |                                    |                                  |        |
| <b>Brian Anderson, L</b><br>ERA: 3.88                  | (1, 1) 6.0 L 28 8 6 6 3 3 0 0 0 0 1 1 63 103 9.00 1.833 |                                  |                               |                                  |                               |                                  |                              |                                  |                              |                                  |                               |                                  |                              |                                  |                              |                                  |  |                                 |                                  |                                    |                                  |        |
| <b>D.J. Carrasco, R</b><br>ERA: 3.55                   | (7, 1) 3.0 10 2 1 1 1 0 0 0 0 0 1 21 34 3.00 0.667      |                                  |                               |                                  |                               |                                  |                              |                                  |                              |                                  |                               |                                  |                              |                                  |                              |                                  |  |                                 |                                  |                                    |                                  |        |

| Batter  | 1  | 2                                | 3                             | 4                                | 5                             | 6                                | 7                             | 8                                | 9                             | AB                               | R                            | H                                | RBI                           | BB                               | SO                            | LOB                              | BOTTOM   |                                  |                                    |                                  |
|---|--|----------------------------------|-------------------------------|----------------------------------|-------------------------------|----------------------------------|-------------------------------|----------------------------------|-------------------------------|----------------------------------|------------------------------|----------------------------------|-------------------------------|----------------------------------|-------------------------------|----------------------------------|--|----------------------------------|------------------------------------|----------------------------------|
| <b>Aaron Guiel, L</b><br>OBP: 0.356, SLG: 0.506     |  |                                  |                               |                                  |                               |                                  |                               |                                  |                               | 5                                | 0                            | 1                                | 1                             | 0                                | 2                             | 6                                | <b>Anaheim Angels @ Kansas City Royals</b><br>Kauffman Stadium, Kansas City, MO<br>Sun Aug 31 2003, 1:05 PM CDT<br>Att: 21,324 - Cloudy - 64 F |                                  |                                    |                                  |
| <b>Joe Randa, R</b><br>OBP: 0.345, SLG: 0.445       |  |                                  |                               |                                  |                               |                                  |                               |                                  |                               | 3                                | 1                            | 2                                | 1                             | 1                                | 1                             | 2                                |  |                                  |                                    |                                  |
| <b>29 Mike Sweeney, R</b><br>OBP: 0.417, SLG: 0.498 |  |                                  |                               |                                  |                               |                                  |                               |                                  |                               | 5                                | 0                            | 0                                | 1                             | 0                                | 1                             | 6                                |  |                                  |                                    |                                  |
| <b>Carlos Beltrán, S</b><br>OBP: 0.393, SLG: 0.514  |  |                                  |                               |                                  |                               |                                  |                               |                                  |                               | 4                                | 0                            | 1                                | 0                             | 1                                | 0                             | 1                                |  |                                  |                                    |                                  |
| <b>Raul Ibanez, L</b><br>OBP: 0.344, SLG: 0.467     |  |                                  |                               |                                  |                               |                                  |                               |                                  |                               | 5                                | 1                            | 2                                | 1                             | 0                                | 1                             | 2                                |  |                                  |                                    |                                  |
| <b>Ken Harvey, R</b><br>OBP: 0.307, SLG: 0.398      |  |                                  |                               |                                  |                               |                                  |                               |                                  |                               | 4                                | 0                            | 2                                | 0                             | 0                                | 0                             | 2                                |  |                                  |                                    |                                  |
| <b>Desi Relaford, S</b><br>OBP: 0.321, SLG: 0.391   |  |                                  |                               |                                  |                               |                                  |                               |                                  |                               | 5                                | 0                            | 0                                | 0                             | 0                                | 0                             | 4                                |  |                                  |                                    |                                  |
| <b>4 Angel Berroa, R</b><br>OBP: 0.341, SLG: 0.465  |  |                                  |                               |                                  |                               |                                  |                               |                                  |                               | 3                                | 1                            | 0                                | 0                             | 1                                | 2                             | 1                                |  |                                  |                                    |                                  |
| <b>Brent Mayne, L</b><br>OBP: 0.311, SLG: 0.347     |  |                                  |                               |                                  |                               |                                  |                               |                                  |                               | 2                                | 1                            | 2                                | 0                             | 2                                | 0                             | 0                                |  |                                  |                                    |                                  |
| <b>Inning Stats</b>                                 | R: 0<br>E: 0<br>K: 0<br>S: 15                          | H: 1<br>LOB: 3<br>BB: 2<br>P: 23 | R: 0<br>E: 0<br>K: 0<br>S: 15 | H: 1<br>LOB: 3<br>BB: 2<br>P: 28 | R: 1<br>E: 0<br>K: 0<br>S: 12 | H: 2<br>LOB: 1<br>BB: 0<br>P: 17 | R: 2<br>E: 0<br>K: 1<br>S: 16 | H: 2<br>LOB: 1<br>BB: 0<br>P: 26 | R: 0<br>E: 0<br>K: 2<br>S: 13 | H: 1<br>LOB: 2<br>BB: 1<br>P: 20 | R: 0<br>E: 0<br>K: 1<br>S: 7 | H: 0<br>LOB: 1<br>BB: 1<br>P: 16 | R: 0<br>E: 0<br>K: 3<br>S: 12 | H: 0<br>LOB: 2<br>BB: 1<br>P: 22 | R: 0<br>E: 0<br>K: 0<br>S: 16 | H: 2<br>LOB: 1<br>BB: 0<br>P: 26 |  | 1B: 7<br>2B: 1<br>3B: 1<br>HR: 1 | SF: 1<br>SAC: 1<br>DP: 0<br>HBP: 1 | WP: 3<br>PB: 0<br>SB: 2<br>CS: 0 |
| <b>PITCHER</b>                                      | IP WLS BF H R ER SO BB IBB HBP BLK WP HR S P ERA WHIP  |                                  |                               |                                  |                               |                                  |                               |                                  |                               |                                  |                              |                                  |                               |                                  |                               |                                  |  |                                  |                                    |                                  |
| <b>62 Scot Shields, R</b><br>ERA: 2.79              | (1, 1) 5.0 W 25 7 3 3 1 2 0 0 0 0 0 0 20 36 0.00 1.500 |                                  |                               |                                  |                               |                                  |                               |                                  |                               |                                  |                              |                                  |                               |                                  |                               |                                  |  |                                  |                                    |                                  |
| <b>Francisco Rodríguez, R</b><br>ERA: 2.81          | (6, 1) 2.0 H 9 1 0 0 3 2 0 0 0 0 0 0 20 36 0.00 1.500  |                                  |                               |                                  |                               |                                  |                               |                                  |                               |                                  |                              |                                  |                               |                                  |                               |                                  |  |                                  |                                    |                                  |
| <b>Brendan Donnelly, R</b><br>ERA: 1.5              | (8, 1) 1.1 8 2 1 1 3 1 0 1 0 0 0 1 19 36 6.75 2.250    |                                  |                               |                                  |                               |                                  |                               |                                  |                               |                                  |                              |                                  |                               |                                  |                               |                                  |  |                                  |                                    |                                  |
| <b>Troy Percival, R</b><br>ERA: 3.8                 | (9, 1) 0.2 S 2 0 0 0 0 0 0 0 0 0 0 0 9 12 0.00 0.000   |                                  |                               |                                  |                               |                                  |                               |                                  |                               |                                  |                              |                                  |                               |                                  |                               |                                  |  |                                  |                                    |                                  |

**AB** 33  
**R** 7  
**H** 10  
**RBI** 7  
**BB** 3  
**SO** 4  
**LOB** 14





| Batter   | 1   | 2                                | 3                             | 4                                | 5                             | 6                                | 7                            | 8                                | 9                            | AB                               | R                            | H                               | RBI                           | BB                               | SO                            | LOB                              | TOP                              |                                    |                         |        |
|--|---|----------------------------------|-------------------------------|----------------------------------|-------------------------------|----------------------------------|------------------------------|----------------------------------|------------------------------|----------------------------------|------------------------------|---------------------------------|-------------------------------|----------------------------------|-------------------------------|----------------------------------|----------------------------------|------------------------------------|-------------------------|--------|
| <b>9 Chone Figgins, S</b><br>OBP: 0.374, SLG: 0.393    | G4-3  |                                  | SH1-4<br>HR<br>BB             | G4-3                             |                               |                                  | G4-3                         | G3                               |                              | 4                                | 1                            | 0                               | 0                             | 1                                | 0                             | 3                                |                                  |                                    |                         |        |
| <b>Eric Owens, R</b><br>OBP: 0.286, SLG: 0.299         | G4-3  |                                  | SH1-4                         |                                  | G5-3                          |                                  | K                            |                                  | 16<br>FC6-4<br>1B            | 4                                | 0                            | 1                               | 0                             | 0                                | 1                             | 0                                |                                  |                                    |                         |        |
| <b>16 Garret Anderson, L</b><br>OBP: 0.352, SLG: 0.573 |   |                                  | P6                            |                                  | K                             |                                  |                              |                                  | FC6-4<br>WP<br>E             | 5                                | 2                            | 1                               | 1                             | 0                                | 2                             | 3                                |                                  |                                    |                         |        |
| <b>Jeff DaVanon, S</b><br>OBP: 0.364, SLG: 0.479       | K   |                                  |                               |                                  | K                             |                                  |                              |                                  | HR                           | 0                                | 0                            | 0                               | 0                             | 0                                | 0                             | 0                                |                                  |                                    |                         |        |
| <b>Tim Salmon, R</b><br>OBP: 0.368, SLG: 0.452         |   | L4                               |                               |                                  | P6                            |                                  |                              |                                  | 39<br>1B<br>F9-2<br>2B       | 3                                | 1                            | 1                               | 0                             | 1                                | 0                             | 0                                |                                  |                                    |                         |        |
| <b>Alfredo Amezaga, S</b><br>OBP: 0.243, SLG: 0.270    |   |                                  |                               |                                  |                               |                                  |                              |                                  | 39<br>FC5-4<br>BB            | 0                                | 0                            | 0                               | 0                             | 0                                | 0                             | 0                                |                                  |                                    |                         |        |
| <b>Adam Riggs, R</b><br>OBP: 0.396, SLG: 0.634         |   |                                  | HR                            |                                  |                               |                                  |                              |                                  | 39<br>FC5-4<br>BB            | 0                                | 0                            | 0                               | 0                             | 1                                | 0                             | 0                                |                                  |                                    |                         |        |
| <b>Scott Spiezio, S</b><br>OBP: 0.328, SLG: 0.461      |   | F7                               |                               |                                  |                               |                                  |                              |                                  | BB<br>F9-2<br>1B             | 2                                | 1                            | 1                               | 4                             | 0                                | 0                             | 0                                |                                  |                                    |                         |        |
| <b>39 Robb Quinlan, R</b><br>OBP: 0.356, SLG: 0.373    |   |                                  | HR                            |                                  |                               |                                  |                              |                                  | FC5-4<br>1B                  | 2                                | 2                            | 1                               | 0                             | 0                                | 0                             | 1                                |                                  |                                    |                         |        |
| <b>Bengie Molina, R</b><br>OBP: 0.304, SLG: 0.445      |   |                                  | L5                            |                                  |                               |                                  |                              |                                  | F9-2<br>1B                   | 5                                | 1                            | 2                               | 2                             | 0                                | 0                             | 3                                |                                  |                                    |                         |        |
| <b>Shawn Wooten, R</b><br>OBP: 0.328, SLG: 0.366       |   |                                  | HR                            |                                  |                               |                                  |                              |                                  | F8                           | 4                                | 1                            | 2                               | 0                             | 1                                | 0                             | 2                                |                                  |                                    |                         |        |
| <b>Adam Kennedy, L</b><br>OBP: 0.336, SLG: 0.397       |   |                                  |                               |                                  |                               |                                  |                              |                                  | G4-3<br>1B                   | 3                                | 0                            | 0                               | 0                             | 1                                | 1                             | 3                                |                                  |                                    |                         |        |
| <b>Wilson Delgado, S</b><br>OBP: 0.209, SLG: 0.210     |   |                                  | K<br>SH1-4<br>9<br>BB<br>HR   |                                  | G3                            |                                  |                              |                                  | G4-3                         | 4                                | 1                            | 1                               | 2                             | 0                                | 1                             | 1                                |                                  |                                    |                         |        |
| <b>Inning Stats</b>                                    | R: 0<br>E: 0<br>K: 1<br>S: 10                         | H: 0<br>LOB: 0<br>BB: 0<br>P: 14 | R: 1<br>E: 0<br>K: 0<br>S: 16 | H: 2<br>LOB: 1<br>BB: 0<br>P: 21 | R: 4<br>E: 0<br>K: 1<br>S: 12 | H: 1<br>LOB: 0<br>BB: 2<br>P: 20 | R: 0<br>E: 0<br>K: 0<br>S: 7 | H: 1<br>LOB: 1<br>BB: 0<br>P: 13 | R: 0<br>E: 0<br>K: 1<br>S: 8 | H: 0<br>LOB: 0<br>BB: 0<br>P: 12 | R: 0<br>E: 0<br>K: 1<br>S: 6 | H: 0<br>LOB: 0<br>BB: 0<br>P: 8 | R: 3<br>E: 0<br>K: 0<br>S: 13 | H: 4<br>LOB: 2<br>BB: 2<br>P: 25 | R: 2<br>E: 1<br>K: 0<br>S: 14 | H: 2<br>LOB: 1<br>BB: 1<br>P: 23 | 1B: 6<br>2B: 2<br>3B: 0<br>HR: 3 | SF: 0<br>SAC: 1<br>DP: 1<br>HBP: 1 | WP: 2<br>PB: 0<br>CS: 0 | PA: 43 |
| <b>PITCHER</b>   | IP WLS BF H R ER SO BB IBB HBP BLK WP HR S P ERA WHIP |                                  |                               |                                  |                               |                                  |                              |                                  |                              |                                  |                              |                                 |                               |                                  |                               |                                  |                                  |                                    |                         |        |
| <b>Kenny Rogers, L</b><br>ERA: 4.8                     | 7.0 L 31 6 7 7 5 1 1 1 0 1 3 70 103 9.00 1.000        |                                  |                               |                                  |                               |                                  |                              |                                  |                              |                                  |                              |                                 |                               |                                  |                               |                                  |                                  |                                    |                         |        |
| <b>Juan Rincon, R</b><br>ERA: 3.82                     | 1.0 6 2 1 1 0 2 0 0 0 0 0 10 22 9.00 4.000            |                                  |                               |                                  |                               |                                  |                              |                                  |                              |                                  |                              |                                 |                               |                                  |                               |                                  |                                  |                                    |                         |        |
| <b>Adam Johnson, R</b><br>ERA: 9.0                     | 1.0 6 2 2 1 0 1 0 0 0 1 0 14 23 9.00 3.000            |                                  |                               |                                  |                               |                                  |                              |                                  |                              |                                  |                              |                                 |                               |                                  |                               |                                  |                                  |                                    |                         |        |

Anaheim Angels @ Minnesota Twins  
Hubert H. Humphrey Metrodome, Minneapolis, MN  
Mon Sep 01 2003, 2:05 PM EDT  
Att: 22,208 - Dome - 72 F

AB 36  
R 10  
H 10  
RBI 9  
BB 5  
SO 5  
LOB 16



| Batter  | 1   | 2                               | 3                            | 4                                | 5                             | 6                                | 7                            | 8                                | 9                            | AB                               | R                             | H                                | RBI                           | BB                               | SO                           | LOB                              | BOTTOM                           |                                    |                         |        |
|---|---|---------------------------------|------------------------------|----------------------------------|-------------------------------|----------------------------------|------------------------------|----------------------------------|------------------------------|----------------------------------|-------------------------------|----------------------------------|-------------------------------|----------------------------------|------------------------------|----------------------------------|----------------------------------|------------------------------------|-------------------------|--------|
| <b>Shannon Stewart, R</b><br>OBP: 0.365, SLG: 0.467   | G4-6-3<br>BB  |                                 |                              |                                  | E6                            |                                  | G6-3                         |                                  | K                            | 2                                | 0                             | 0                                | 0                             | 2                                | 0                            | 3                                |                                  |                                    |                         |        |
| <b>Chris Gomez, R</b><br>OBP: 0.276, SLG: 0.344       |   |                                 |                              |                                  | G1-6-3                        |                                  |                              |                                  |                              | 1                                | 0                             | 0                                | 0                             | 0                                | 1                            | 1                                |                                  |                                    |                         |        |
| <b>Luis Rivas, R</b><br>OBP: 0.318, SLG: 0.404        | F7  |                                 | G5-3                         |                                  | G1-6-3                        |                                  |                              |                                  |                              | 4                                | 0                             | 0                                | 0                             | 0                                | 0                            | 4                                |                                  |                                    |                         |        |
| <b>Corey Koskie, L</b><br>OBP: 0.387, SLG: 0.464      | G4-6-3  |                                 |                              |                                  | WP<br>SF8<br>1B<br>BB         |                                  | F9                           |                                  | K                            | 3                                | 1                             | 0                                | 0                             | 1                                | 1                            | 1                                |                                  |                                    |                         |        |
| <b>Matthew LeCroy, R</b><br>OBP: 0.337, SLG: 0.500    |   | F9                              |                              |                                  | SF8<br>WP<br>1B               |                                  | G5-3                         |                                  | 2B<br>BB                     | 3                                | 0                             | 1                                | 0                             | 1                                | 0                            | 0                                |                                  |                                    |                         |        |
| <b>Jacque Jones, L</b><br>OBP: 0.336, SLG: 0.468      |   | B1-3                            |                              |                                  | F7                            |                                  | K                            |                                  | 2B                           | 4                                | 0                             | 1                                | 0                             | 0                                | 1                            | 2                                |                                  |                                    |                         |        |
| <b>Torii Hunter, R</b><br>OBP: 0.307, SLG: 0.437      |   |                                 |                              |                                  | SF8                           |                                  |                              |                                  | K                            | 1                                | 0                             | 0                                | 0                             | 0                                | 1                            | 0                                |                                  |                                    |                         |        |
| <b>Dustan Mohr, R</b><br>OBP: 0.318, SLG: 0.408       |   |                                 |                              |                                  | 1-3<br>2-H                    |                                  |                              |                                  | K                            | 2                                | 0                             | 0                                | 1                             | 0                                | 2                            | 2                                |                                  |                                    |                         |        |
| <b>A.J. Pierzynski, L</b><br>OBP: 0.345, SLG: 0.447   |   |                                 | G1-3                         |                                  | L7                            |                                  |                              |                                  | G3-1                         | 3                                | 0                             | 1                                | 0                             | 0                                | 0                            | 1                                |                                  |                                    |                         |        |
| <b>Rob Bowen, S</b>                                   |   |                                 |                              |                                  |                               |                                  |                              |                                  |                              | 1                                | 0                             | 0                                | 0                             | 0                                | 0                            | 0                                |                                  |                                    |                         |        |
| <b>Michael Ryan, L</b><br>OBP: 0.467, SLG: 0.923      |   |                                 |                              |                                  |                               |                                  |                              |                                  | L4                           | 4                                | 1                             | 3                                | 1                             | 0                                | 0                            | 0                                |                                  |                                    |                         |        |
| <b>Denny Hocking, S</b><br>OBP: 0.309, SLG: 0.384     |   |                                 |                              |                                  |                               |                                  |                              |                                  |                              | 3                                | 0                             | 0                                | 0                             | 0                                | 1                            | 3                                |                                  |                                    |                         |        |
| <b>5 Michael Cuddyer, R</b><br>OBP: 0.325, SLG: 0.405 |   |                                 | G3-1                         |                                  | K                             |                                  |                              |                                  |                              | 1                                | 0                             | 1                                | 0                             | 0                                | 0                            | 0                                |                                  |                                    |                         |        |
| <b>Inning Stats</b>                                   | R: 0<br>E: 0<br>K: 0<br>S: 4                          | H: 0<br>LOB: 0<br>BB: 1<br>P: 9 | R: 0<br>E: 0<br>K: 1<br>S: 6 | H: 0<br>LOB: 0<br>BB: 0<br>P: 10 | R: 1<br>E: 0<br>K: 0<br>S: 12 | H: 1<br>LOB: 1<br>BB: 1<br>P: 19 | R: 0<br>E: 0<br>K: 0<br>S: 8 | H: 1<br>LOB: 1<br>BB: 1<br>P: 16 | R: 0<br>E: 0<br>K: 1<br>S: 9 | H: 0<br>LOB: 0<br>BB: 0<br>P: 15 | R: 0<br>E: 0<br>K: 1<br>S: 12 | H: 2<br>LOB: 2<br>BB: 0<br>P: 19 | R: 0<br>E: 0<br>K: 2<br>S: 13 | H: 1<br>LOB: 1<br>BB: 1<br>P: 19 | R: 0<br>E: 0<br>K: 1<br>S: 8 | H: 1<br>LOB: 0<br>BB: 0<br>P: 13 | 1B: 4<br>2B: 2<br>3B: 0<br>HR: 1 | SF: 1<br>SAC: 0<br>DP: 2<br>HBP: 0 | WP: 1<br>PB: 0<br>CS: 0 | PA: 37 |
| <b>PITCHER</b>  | IP WLS BF H R ER SO BB IBB HBP BLK WP HR S P ERA WHIP |                                 |                              |                                  |                               |                                  |                              |                                  |                              |                                  |                               |                                  |                               |                                  |                              |                                  |                                  |                                    |                         |        |
| <b>41 John Lackey, R</b><br>ERA: 4.93                 | 7.0 W 28 5 2 2 4 3 0 0 0 0 1 60 99 2.57 1.143         |                                 |                              |                                  |                               |                                  |                              |                                  |                              |                                  |                               |                                  |                               |                                  |                              |                                  |                                  |                                    |                         |        |
| <b>Ben Weber, R</b><br>ERA: 2.84                      | 1.0 5 1 0 0 2 1 0 0 0 0 0 13 19 0.00 2.000            |                                 |                              |                                  |                               |                                  |                              |                                  |                              |                                  |                               |                                  |                               |                                  |                              |                                  |                                  |                                    |                         |        |
| <b>Gary Glover, R</b><br>ERA: 3.81                    | 1.0 4 1 0 0 1 0 0 0 0 0 0 8 13 0.00 1.000             |                                 |                              |                                  |                               |                                  |                              |                                  |                              |                                  |                               |                                  |                               |                                  |                              |                                  |                                  |                                    |                         |        |

Anaheim Angels @ Minnesota Twins  
Hubert H. Humphrey Metrodome, Minneapolis, MN  
Mon Sep 01 2003, 2:05 PM EDT  
Att: 22,208 - Dome - 72 F

AB 32  
R 2  
H 7  
RBI 2  
BB 4  
SO 7  
LOB 17





| Batter   | 1                            | 2                               | 3                             | 4                                | 5                             | 6                                | 7                             | 8                                | 9                             | AB                               | R                            | H                               | RBI                           | BB                               | SO                            | LOB                              | TOP   |                               |                                  |                                   |                                    |                                  |
|--|------------------------------|---------------------------------|-------------------------------|----------------------------------|-------------------------------|----------------------------------|-------------------------------|----------------------------------|-------------------------------|----------------------------------|------------------------------|---------------------------------|-------------------------------|----------------------------------|-------------------------------|----------------------------------|---|-------------------------------|----------------------------------|-----------------------------------|------------------------------------|----------------------------------|
| <b>9 Chone Figgins, S</b><br>OBP: 0.377, SLG: 0.410  | G6-3                         |                                 | SH5-4                         |                                  |                               | L6                               |                               |                                  |                               | 4                                | 1                            | 2                               | 2                             | 0                                | 0                             | 1                                | <b>Anaheim Angels @ Minnesota Twins</b><br>Hubert H. Humphrey Metrodome, Minneapolis, MN<br>Tue Sep 02 2003, 8:05 PM EDT<br>Att: 13,307 - Dome - 72 F |                               |                                  |                                   |                                    |                                  |
| <b>Jeff DaVanon, S</b><br>OBP: 0.388, SLG: 0.483   | G1-6-3<br>1B                 |                                 | SF8                           |                                  |                               | 1B                               |                               | K2-3                             |                               | 4                                | 0                            | 3                               | 3                             | 0                                | 1                             | 1                                |   |                               |                                  |                                   |                                    |                                  |
| <b>16 Garret Anderson, L</b><br>OBP: 0.352, SLG: 0.572<br><b>Barry Wesson, R</b>                         | G1-6-3<br>1-2                |                                 |                               |                                  | P5                            |                                  | FC6-4<br>1-2                  |                                  | P2                            | 3                                | 0                            | 1                               | 0                             | 0                                | 0                             | 2                                |   |                               |                                  |                                   |                                    |                                  |
| <b>Tim Salmon, R</b><br>OBP: 0.367, SLG: 0.449<br><b>Eric Owens, R</b><br>OBP: 0.290, SLG: 0.302         |                              | G5-3                            |                               |                                  | F8                            |                                  | F7                            |                                  | 39<br>1B                      | 3                                | 0                            | 0                               | 0                             | 1                                | 0                             | 1                                |   |                               |                                  |                                   |                                    |                                  |
| <b>Scott Spiezio, S</b><br>OBP: 0.328, SLG: 0.463<br><b>39 Robb Quinlan, R</b><br>OBP: 0.360, SLG: 0.377 |                              |                                 |                               |                                  | G4-3                          |                                  | F9                            |                                  |                               | 3                                | 0                            | 1                               | 0                             | 0                                | 0                             | 2                                |   |                               |                                  |                                   |                                    |                                  |
| <b>Bengie Molina, R</b><br>OBP: 0.304, SLG: 0.444<br><b>José Molina, R</b><br>OBP: 0.207, SLG: 0.233     |                              | G6-3                            |                               |                                  |                               |                                  |                               |                                  |                               | 3                                | 0                            | 1                               | 0                             | 0                                | 0                             | 3                                |   |                               |                                  |                                   |                                    |                                  |
| <b>Adam Kennedy, L</b><br>OBP: 0.332, SLG: 0.394<br><b>Trent Durrington, R</b><br>OBP: 0.667, SLG: 0.333 |                              |                                 |                               |                                  | F8                            |                                  |                               |                                  |                               | 3                                | 0                            | 0                               | 0                             | 0                                | 0                             | 2                                |   |                               |                                  |                                   |                                    |                                  |
| <b>Shawn Wooten, R</b><br>OBP: 0.332, SLG: 0.370<br><b>Adam Riggs, R</b><br>OBP: 0.306, SLG: 0.667       |                              |                                 | SH5-4<br>SF8<br>1B            |                                  |                               | 9<br>2B                          |                               | G6-3                             |                               | 3                                | 2                            | 2                               | 0                             | 0                                | 0                             | 0                                |   |                               |                                  |                                   |                                    |                                  |
| <b>Wilson Delgado, S</b><br>OBP: 0.233, SLG: 0.235   |                              |                                 | 16<br>1B                      |                                  |                               | 9<br>2B                          |                               |                                  |                               | 4                                | 1                            | 3                               | 0                             | 0                                | 0                             | 1                                |   |                               |                                  |                                   |                                    |                                  |
| <b>Inning Stats</b>  | R: 0<br>E: 0<br>K: 0<br>S: 6 | H: 1<br>LOB: 0<br>BB: 0<br>P: 9 | R: 0<br>E: 0<br>K: 0<br>S: 10 | H: 1<br>LOB: 1<br>BB: 0<br>P: 14 | R: 1<br>E: 0<br>K: 0<br>S: 10 | H: 3<br>LOB: 2<br>BB: 0<br>P: 13 | R: 0<br>E: 0<br>K: 0<br>S: 10 | H: 1<br>LOB: 1<br>BB: 0<br>P: 15 | R: 3<br>E: 0<br>K: 0<br>S: 12 | H: 4<br>LOB: 2<br>BB: 1<br>P: 18 | R: 0<br>E: 0<br>K: 0<br>S: 4 | H: 1<br>LOB: 1<br>BB: 0<br>P: 6 | R: 0<br>E: 0<br>K: 1<br>S: 17 | H: 1<br>LOB: 1<br>BB: 0<br>P: 20 | R: 2<br>E: 0<br>K: 2<br>S: 16 | H: 2<br>LOB: 1<br>BB: 1<br>P: 25 |   | R: 0<br>E: 0<br>K: 0<br>S: 11 | H: 2<br>LOB: 2<br>BB: 0<br>P: 17 | 1B: 12<br>2B: 4<br>3B: 0<br>HR: 0 | SF: 1<br>SAC: 1<br>DP: 1<br>HBP: 0 | WP: 0<br>PB: 0<br>SB: 0<br>CS: 0 |
| <b>PITCHER</b>   | IP                           | WLS                             | BF                            | H                                | R                             | ER                               | SO                            | BB                               | IBB                           | HBP                              | BLK                          | WP                              | HR                            | S                                | P                             | ERA                              | WHIP  |                               |                                  |                                   |                                    |                                  |
| <b>Kyle Lohse, R</b><br>ERA: 4.87  | 7.0                          | W                               | 32                            | 12                               | 4                             | 4                                | 1                             | 1                                | 0                             | 0                                | 0                            | 0                               | 0                             | 69                               | 95                            | 5.14                             | 1.857   |                               |                                  |                                   |                                    |                                  |
| <b>Brad Thomas, L</b><br>ERA: 18.0   | 1.0                          |                                 | 6                             | 2                                | 2                             | 2                                | 2                             | 1                                | 0                             | 0                                | 0                            | 0                               | 0                             | 16                               | 25                            | 18.00                            | 3.000   |                               |                                  |                                   |                                    |                                  |
| <b>Jesse Orosco, L</b><br>ERA: 7.71  | 1.0                          |                                 | 5                             | 2                                | 0                             | 0                                | 0                             | 0                                | 0                             | 0                                | 0                            | 0                               | 0                             | 11                               | 17                            | 0.00                             | 2.000   |                               |                                  |                                   |                                    |                                  |

| Batter  | 1                            | 2                                | 3                             | 4                                | 5                             | 6                                | 7                             | 8                                | 9                             | AB                               | R                             | H                                | RBI                          | BB                              | SO                           | LOB                             | BOTTOM  |                                  |                                    |                                  |        |
|---|------------------------------|----------------------------------|-------------------------------|----------------------------------|-------------------------------|----------------------------------|-------------------------------|----------------------------------|-------------------------------|----------------------------------|-------------------------------|----------------------------------|------------------------------|---------------------------------|------------------------------|---------------------------------|---|----------------------------------|------------------------------------|----------------------------------|--------|
| <b>Shannon Stewart, R</b><br>OBP: 0.364, SLG: 0.466<br><b>20 Lew Ford, R</b><br>OBP: 0.397, SLG: 0.519    | K                            |                                  |                               |                                  | L5                            |                                  |                               |                                  |                               | 4                                | 0                             | 1                                | 0                            | 0                               | 1                            | 1                               | <b>Anaheim Angels @ Minnesota Twins</b><br>Hubert H. Humphrey Metrodome, Minneapolis, MN<br>Tue Sep 02 2003, 8:05 PM EDT<br>Att: 13,307 - Dome - 72 F |                                  |                                    |                                  |        |
| <b>Luis Rivas, R</b><br>OBP: 0.317, SLG: 0.402<br><b>Chris Gomez, R</b><br>OBP: 0.275, SLG: 0.341         | L6                           |                                  | FC6-4<br>1B                   |                                  | G6-3                          |                                  | F8                            |                                  |                               | 4                                | 2                             | 1                                | 0                            | 0                               | 0                            | 1                               |   |                                  |                                    |                                  |        |
| <b>Corey Koskie, L</b><br>OBP: 0.389, SLG: 0.471  | K                            |                                  | 1B                            |                                  |                               |                                  |                               |                                  |                               | 5                                | 2                             | 3                                | 1                            | 0                               | 2                            | 2                               |   |                                  |                                    |                                  |        |
| <b>Matthew LeCroy, R</b><br>OBP: 0.344, SLG: 0.505  |                              |                                  | 1B                            |                                  |                               |                                  |                               |                                  |                               | 3                                | 1                             | 2                                | 1                            | 2                               | 0                            | 2                               |   |                                  |                                    |                                  |        |
| <b>Jacque Jones, L</b><br>OBP: 0.335, SLG: 0.468<br><b>5 Michael Cuddyer, R</b><br>OBP: 0.321, SLG: 0.400 |                              |                                  | 2B                            |                                  |                               |                                  |                               |                                  |                               | 4                                | 1                             | 1                                | 1                            | 0                               | 1                            | 4                               |   |                                  |                                    |                                  |        |
| <b>Torii Hunter, R</b><br>OBP: 0.305, SLG: 0.440<br><b>Dustan Mohr, R</b><br>OBP: 0.319, SLG: 0.407       |                              |                                  | 3B                            |                                  |                               |                                  |                               |                                  |                               | 3                                | 3                             | 2                                | 1                            | 0                               | 0                            | 1                               |   |                                  |                                    |                                  |        |
| <b>A.J. Pierzynski, L</b><br>OBP: 0.346, SLG: 0.447<br><b>Rob Bowen, S</b>                                |                              |                                  | 3B                            |                                  |                               |                                  |                               |                                  |                               | 1                                | 0                             | 0                                | 0                            | 0                               | 0                            | 0                               |   |                                  |                                    |                                  |        |
| <b>Michael Ryan, L</b><br>OBP: 0.474, SLG: 1.000  |                              |                                  | 3B                            |                                  |                               |                                  |                               |                                  |                               | 3                                | 2                             | 1                                | 3                            | 1                               | 1                            | 4                               |   |                                  |                                    |                                  |        |
| <b>Cristian Guzman, S</b><br>OBP: 0.299, SLG: 0.344   |                              |                                  |                               |                                  |                               |                                  |                               |                                  |                               | 3                                | 0                             | 1                                | 3                            | 1                               | 0                            | 0                               |   |                                  |                                    |                                  |        |
| <b>Inning Stats</b>   | R: 0<br>E: 0<br>K: 2<br>S: 9 | H: 0<br>LOB: 0<br>BB: 0<br>P: 13 | R: 3<br>E: 0<br>K: 0<br>S: 11 | H: 2<br>LOB: 0<br>BB: 0<br>P: 16 | R: 6<br>E: 0<br>K: 0<br>S: 15 | H: 6<br>LOB: 1<br>BB: 1<br>P: 24 | R: 3<br>E: 0<br>K: 1<br>S: 15 | H: 4<br>LOB: 1<br>BB: 1<br>P: 22 | R: 0<br>E: 0<br>K: 1<br>S: 12 | H: 1<br>LOB: 3<br>BB: 2<br>P: 24 | R: 0<br>E: 0<br>K: 1<br>S: 12 | H: 1<br>LOB: 2<br>BB: 1<br>P: 17 | R: 0<br>E: 0<br>K: 0<br>S: 4 | H: 0<br>LOB: 0<br>BB: 0<br>P: 7 | R: 0<br>E: 0<br>K: 0<br>S: 4 | H: 0<br>LOB: 0<br>BB: 0<br>P: 7 |   | 1B: 8<br>2B: 3<br>3B: 2<br>HR: 1 | SF: 0<br>SAC: 0<br>DP: 1<br>HBP: 1 | WP: 0<br>PB: 1<br>SB: 0<br>CS: 0 | PA: 43 |
| <b>PITCHER</b>  | IP                           | WLS                              | BF                            | H                                | R                             | ER                               | SO                            | BB                               | IBB                           | HBP                              | BLK                           | WP                               | HR                           | S                               | P                            | ERA                             | WHIP  |                                  |                                    |                                  |        |
| <b>Aaron Sele, R</b><br>ERA: 5.88   | 2.2                          | L                                | 18                            | 8                                | 9                             | 9                                | 2                             | 1                                | 0                             | 0                                | 0                             | 0                                | 0                            | 22                              | 31                           | 11.57                           | 2.143   |                                  |                                    |                                  |        |
| <b>Kevin Gregg, R</b><br>ERA: 4.32  | 2.1                          |                                  | 11                            | 4                                | 3                             | 3                                | 1                             | 1                                | 0                             | 0                                | 0                             | 0                                | 0                            | 24                              | 41                           | 0.00                            | 2.500   |                                  |                                    |                                  |        |
| <b>Greg Jones, R</b><br>ERA: 2.79   | 2.0                          |                                  | 11                            | 2                                | 0                             | 0                                | 2                             | 3                                | 0                             | 0                                | 0                             | 0                                | 0                            | 4                               | 7                            | 0.00                            | 0.000   |                                  |                                    |                                  |        |
| <b>Derrick Turnbow, R</b><br>ERA: 2.7   | 1.0                          |                                  | 3                             | 0                                | 0                             | 0                                | 0                             | 0                                | 0                             | 0                                | 0                             | 0                                | 0                            | 4                               | 7                            | 0.00                            | 0.000   |                                  |                                    |                                  |        |





| Batter   | 1                             | 2                                | 3                             | 4                                | 5                             | 6                                | 7                            | 8                                | 9                                   | AB                               | R                             | H                                | RBI                          | BB                              | SO                            | LOB                              | TOP   |                                    |                         |        |
|--|-------------------------------|----------------------------------|-------------------------------|----------------------------------|-------------------------------|----------------------------------|------------------------------|----------------------------------|-------------------------------------|----------------------------------|-------------------------------|----------------------------------|------------------------------|---------------------------------|-------------------------------|----------------------------------|---|------------------------------------|-------------------------|--------|
| <b>9 Chone Figgins, S</b><br>OBP: 0.384, SLG: 0.412    | 4-1<br>16 F8<br>BB            | 2-2<br>1-2<br>2-H<br>1B          |                               | 0-2<br>G5-3                      |                               |                                  | 3-2<br>L5                    |                                  | 3-2<br>16 FC3-6<br>1B               | 4                                | 0                             | 2                                | 1                            | 1                               | 0                             | 0                                | <b>Anaheim Angels @ Minnesota Twins</b><br>Hubert H. Humphrey Metrodome, Minneapolis, MN<br>Wed Sep 03 2003, 1:05 PM EDT<br>Att: 11,434 - Dome - 72 F<br><a href="http://livebaseballscorecards.com">livebaseballscorecards.com</a> |                                    |                         |        |
| <b>Jeff DaVanon, S</b><br>OBP: 0.369, SLG: 0.484       | 4-1<br>S<br>BB                | 0-3<br>K                         |                               | 2-2<br>F9                        |                               |                                  | 0-0<br>PB<br>WP<br>2B        |                                  | 1-2<br>F9                           | 4                                | 1                             | 1                                | 0                            | 1                               | 1                             | 4                                |   |                                    |                         |        |
| <b>16 Garret Anderson, L</b><br>OBP: 0.349, SLG: 0.567 | 2-2<br>F8                     | 1-2<br>F7                        |                               | 1-2<br>G4-3                      |                               |                                  | 2-3<br>K                     |                                  | 0-1<br>FC3-6<br>1-2<br>2-3<br>2B    | 5                                | 0                             | 0                                | 0                            | 0                               | 1                             | 7                                |   |                                    |                         |        |
| <b>Tim Salmon, R</b><br>OBP: 0.366, SLG: 0.445         | 4-2<br>BB                     |                                  | 1-3<br>K                      |                                  | 2-3<br>K                      |                                  | 3-3<br>K<br>2H               |                                  | 0-0<br>F8                           | 4                                | 0                             | 0                                | 0                            | 1                               | 3                             | 2                                |   |                                    |                         |        |
| <b>Scott Spiezio, S</b><br>OBP: 0.327, SLG: 0.463      | 0-1<br>F6                     |                                  | 0-1<br>1B<br>2B               |                                  | 2-1<br>L6                     |                                  | 1-3<br>K                     |                                  |                                     | 4                                | 1                             | 1                                | 0                            | 0                               | 1                             | 4                                |   |                                    |                         |        |
| <b>Bengie Molina, R</b><br>OBP: 0.304, SLG: 0.443      | 1-3<br>K                      |                                  | 1-0<br>HR<br>1B               |                                  | 1-1<br>L4                     |                                  |                              |                                  | 1-3<br>K                            | 4                                | 1                             | 1                                | 1                            | 0                               | 2                             | 3                                |   |                                    |                         |        |
| <b>Adam Kennedy, L</b><br>OBP: 0.333, SLG: 0.391       |                               | 4-0<br>9<br>1B<br>BB             |                               | 0-2<br>F7                        |                               |                                  | 2-2<br>F9                    |                                  | 1-0<br>L6                           | 3                                | 1                             | 0                                | 0                            | 1                               | 0                             | 1                                |   |                                    |                         |        |
| <b>Shawn Wooten, R</b><br>OBP: 0.331, SLG: 0.382       |                               | 0-1<br>L4                        |                               | 0-1<br>HR                        |                               |                                  | 0-2<br>F8                    |                                  | 1-1<br>G6-3                         | 4                                | 1                             | 1                                | 2                            | 0                               | 0                             | 1                                |   |                                    |                         |        |
| <b>Wilson Delgado, S</b><br>OBP: 0.245, SLG: 0.239     | 1-2<br>9<br>1B<br>BB          | 4-2<br>9<br>1B<br>BB             |                               | 0-1<br>G6-3                      |                               |                                  | 3-3<br>K                     |                                  | 3-2<br>16<br>FC3-6<br>9<br>1B<br>1B | 3                                | 0                             | 1                                | 0                            | 1                               | 1                             | 0                                |   |                                    |                         |        |
| <b>Inning Stats</b>                                    | R: 0<br>E: 0<br>K: 1<br>S: 14 | H: 0<br>LOB: 3<br>BB: 3<br>P: 29 | R: 1<br>E: 0<br>K: 1<br>S: 13 | H: 1<br>LOB: 2<br>BB: 2<br>P: 24 | R: 3<br>E: 0<br>K: 1<br>S: 13 | H: 3<br>LOB: 0<br>BB: 0<br>P: 15 | R: 0<br>E: 0<br>K: 0<br>S: 9 | H: 0<br>LOB: 0<br>BB: 0<br>P: 12 | R: 0<br>E: 0<br>K: 1<br>S: 10       | H: 0<br>LOB: 0<br>BB: 0<br>P: 15 | R: 1<br>E: 0<br>K: 3<br>S: 19 | H: 1<br>LOB: 1<br>BB: 0<br>P: 28 | R: 0<br>E: 0<br>K: 1<br>S: 6 | H: 0<br>LOB: 0<br>BB: 0<br>P: 9 | R: 0<br>E: 0<br>K: 0<br>S: 15 | H: 2<br>LOB: 2<br>BB: 0<br>P: 21 | 1B: 4<br>2B: 2<br>3B: 0<br>HR: 1  | SF: 0<br>SAC: 0<br>DP: 0<br>HBP: 0 | WP: 1<br>PB: 1<br>CS: 0 | PA: 40 |
| <b>PITCHER</b>   | IP                            | WLS                              | BF                            | H                                | R                             | ER                               | SO                           | BB                               | IBB                                 | HBP                              | BLK                           | WP                               | HR                           | S                               | P                             | ERA                              | WHIP  |                                    |                         |        |
| <b>Grant Balfour, R</b><br>ERA: 3.32                   | 2.2                           |                                  | 17                            | 4                                | 4                             | 4                                | 3                            | 5                                | 0                                   | 0                                | 0                             | 0                                | 1                            | 38                              | 66                            | 13.50                            | 3.375   |                                    |                         |        |
| <b>51 Carlos Pulido, L</b><br>ERA:                     | 3.2                           |                                  | 12                            | 1                                | 1                             | 0                                | 2                            | 0                                | 0                                   | 0                                | 0                             | 0                                | 0                            | 33                              | 49                            | 0.00                             | 0.273   |                                    |                         |        |
| <b>J.C. Romero, L</b><br>ERA: 5.17                     | 0.1                           |                                  | 1                             | 0                                | 0                             | 0                                | 1                            | 0                                | 0                                   | 0                                | 0                             | 0                                | 0                            | 6                               | 8                             | 0.00                             | 0.000   |                                    |                         |        |
| <b>Juan Rincon, R</b><br>ERA: 3.82                     | 0.0                           |                                  | 1                             | 0                                | 0                             | 0                                | 1                            | 0                                | 0                                   | 0                                | 0                             | 1                                | 0                            | 5                               | 8                             | ∞                                | ∞   |                                    |                         |        |
| <b>LaTroy Hawkins, R</b><br>ERA: 2.04                  | 1.2                           |                                  | 7                             | 2                                | 0                             | 0                                | 2                            | 0                                | 0                                   | 0                                | 0                             | 0                                | 0                            | 21                              | 31                            | 0.00                             | 1.200   |                                    |                         |        |

| Batter  | 1                            | 2                               | 3                            | 4                               | 5                            | 6                                       | 7                             | 8                                | 9                            | AB                               | R                             | H                                | RBI                           | BB                               | SO                            | LOB                              | BOTTOM  |                                  |                                  |                                    |                         |        |
|---|------------------------------|---------------------------------|------------------------------|---------------------------------|------------------------------|---|-------------------------------|----------------------------------|------------------------------|----------------------------------|-------------------------------|----------------------------------|-------------------------------|----------------------------------|-------------------------------|----------------------------------|---|----------------------------------|----------------------------------|------------------------------------|-------------------------|--------|
| <b>Shannon Stewart, R</b><br>OBP: 0.366, SLG: 0.469   | 0-1<br>F8                    |                                 |                              | 3-2<br>1B<br>G5-3<br>1B         |                              | 1-0<br>BB<br>FC5-4<br>1B                | 3-3<br>K                      |                                  | 0-0<br>E2<br>1-H<br>2B       | 5                                | 3                             | 3                                | 0                             | 0                                | 1                             | 2                                | <b>Anaheim Angels @ Minnesota Twins</b><br>Hubert H. Humphrey Metrodome, Minneapolis, MN<br>Wed Sep 03 2003, 1:05 PM EDT<br>Att: 11,434 - Dome - 72 F<br><a href="http://livebaseballscorecards.com">livebaseballscorecards.com</a> |                                  |                                  |                                    |                         |        |
| <b>Luis Rivas, R</b><br>OBP: 0.319, SLG: 0.403        | 0-0<br>G5-3                  |                                 |                              | 0-0<br>G5-3<br>S<br>1B          |                              | 1-2<br>FC5-4<br>BB<br>FC5-4<br>1B       | 0-2<br>F9                     |                                  |                              | 4                                | 1                             | 2                                | 1                             | 0                                | 0                             | 2                                |   |                                  |                                  |                                    |                         |        |
| <b>Corey Koskie, L</b><br>OBP: 0.388, SLG: 0.467      | 1-0<br>F8                    |                                 |                              | 2-3<br>K<br>1-2<br>K            |                              | 3-2<br>FC5-4<br>BB<br>FC5-4<br>1B       |                               |                                  |                              | 3                                | 0                             | 0                                | 0                             | 1                                | 2                             | 2                                |   |                                  |                                  |                                    |                         |        |
| <b>Matthew LeCroy, R</b><br>OBP: 0.343, SLG: 0.502    |                              | 1-2<br>F7                       |                              | 0-1<br>G5-3                     |                              | 3-2<br>FC5-4<br>FC5-4                   |                               |                                  |                              | 4                                | 0                             | 1                                | 2                             | 0                                | 0                             | 3                                |   |                                  |                                  |                                    |                         |        |
| <b>Denny Hocking, S</b><br>OBP: 0.292, SLG: 0.384     |                              |                                 |                              | 2-3<br>3-H<br>2-0<br>G1         |                              | 1-2<br>2-3<br>3-H<br>0-0<br>FC5-4<br>WP |                               |                                  |                              | 0                                | 0                             | 0                                | 0                             | 0                                | 0                             | 0                                |   |                                  |                                  |                                    |                         |        |
| <b>Jacque Jones, L</b><br>OBP: 0.333, SLG: 0.464      |                              | 1-0<br>G1-4-3                   |                              |                                 |                              | 1-2<br>FC5-4<br>WP<br>1-2<br>3-H        |                               |                                  |                              | 4                                | 0                             | 0                                | 1                             | 0                                | 0                             | 3                                |   |                                  |                                  |                                    |                         |        |
| <b>Torii Hunter, R</b><br>OBP: 0.306, SLG: 0.437      |                              | 0-0<br>G4-3                     |                              |                                 |                              | 1-3<br>K<br>1-2<br>K                    |                               |                                  |                              | 4                                | 0                             | 0                                | 0                             | 0                                | 2                             | 2                                |   |                                  |                                  |                                    |                         |        |
| <b>A.J. Pierzynski, L</b><br>OBP: 0.348, SLG: 0.446   |                              |                                 | 1-0<br>G4-6-3<br>1B          |                                 | 1-2<br>F8                    |   | 4-1<br>E<br>BB                |                                  | 3-2<br>F8                    | 3                                | 0                             | 1                                | 0                             | 1                                | 0                             | 0                                |   |                                  |                                  |                                    |                         |        |
| <b>Michael Ryan, L</b><br>OBP: 0.391, SLG: 0.800      |                              |                                 | 1-0<br>G4-6-3<br>1-2<br>2B   |                                 | 2-0<br>G4-3                  |   | 1-3<br>K                      |                                  | 2-3<br>K                     | 4                                | 0                             | 0                                | 0                             | 0                                | 2                             | 2                                |   |                                  |                                  |                                    |                         |        |
| <b>Cristian Guzman, S</b><br>OBP: 0.299, SLG: 0.344   |                              |                                 | 1-1<br>G6-3                  |                                 |                              | 2-2<br>1B<br>1B<br>1B                   |                               |                                  | 4-2<br>E<br>BB               | 3                                | 1                             | 1                                | 0                             | 0                                | 0                             | 1                                |   |                                  |                                  |                                    |                         |        |
| <b>33 Justin Morneau, L</b><br>OBP: 0.292, SLG: 0.352 |                              |                                 |                              |                                 |                              |   |                               |                                  |                              | 0                                | 0                             | 0                                | 0                             | 1                                | 0                             | 0                                |   |                                  |                                  |                                    |                         |        |
| <b>Dustin Mohr, R</b><br>OBP: 0.319, SLG: 0.407       |                              |                                 |                              |                                 |                              |   |                               |                                  |                              | 0                                | 1                             | 0                                | 0                             | 0                                | 0                             | 0                                |   |                                  |                                  |                                    |                         |        |
| <b>Inning Stats</b>                                   | R: 0<br>E: 0<br>K: 0<br>S: 4 | H: 0<br>LOB: 0<br>BB: 0<br>P: 5 | R: 0<br>E: 0<br>K: 0<br>S: 5 | H: 0<br>LOB: 0<br>BB: 0<br>P: 7 | R: 0<br>E: 0<br>K: 0<br>S: 4 | H: 1<br>LOB: 0<br>BB: 0<br>P: 7         | R: 1<br>E: 0<br>K: 1<br>S: 11 | H: 2<br>LOB: 1<br>BB: 0<br>P: 18 | R: 0<br>E: 0<br>K: 1<br>S: 8 | H: 0<br>LOB: 0<br>BB: 0<br>P: 14 | R: 3<br>E: 0<br>K: 1<br>S: 19 | H: 3<br>LOB: 1<br>BB: 1<br>P: 31 | R: 0<br>E: 1<br>K: 2<br>S: 12 | H: 0<br>LOB: 2<br>BB: 1<br>P: 20 | R: 0<br>E: 0<br>K: 1<br>S: 11 | H: 1<br>LOB: 1<br>BB: 0<br>P: 17 | R: 2<br>E: 1<br>K: 1<br>S: 12   | H: 1<br>LOB: 1<br>BB: 1<br>P: 21 | 1B: 7<br>2B: 1<br>3B: 0<br>HR: 0 | SF: 0<br>SAC: 0<br>DP: 1<br>HBP: 0 | WP: 1<br>PB: 0<br>CS: 0 | PA: 37 |
| <b>PITCHER</b>  | IP                           | WLS                             | BF                           | H                               | R                            | ER                                      | SO                            | BB                               | IBB                          | HBP                              | BLK                           | WP                               | HR                            | S                                | P                             | ERA                              | WHIP  |                                  |                                  |                                    |                         |        |
| <b>Ramon Ortiz, R</b><br>ERA: 4.84                    | 5.1                          |                                 | 22                           | 6                               | 4                            | 4                                       | 2                             | 1                                | 0                            | 0                                | 0                             | 0                                | 0                             | 47                               | 77                            | 6.75                             | 1.312   |                                  |                                  |                                    |                         |        |
| <b>Francisco Rodriguez, R</b><br>ERA: 2.75            | 1.2                          | B                               | 7                            | 0                               | 0                            | 0                                       | 3                             | 1                                | 0                            | 0                                | 0                             | 1                                | 0                             | 16                               | 25                            | 0.00                             | 0.600   |                                  |                                  |                                    |                         |        |
| <b>Brendan Donnelly, R</b><br>ERA: 1.48               | 1.0                          | H                               | 4                            | 1                               | 0                            | 0                                       | 1                             | 0                                | 0                            | 0                                | 0                             | 0                                | 0                             | 11                               | 17                            | 0.00                             | 1.000   |                                  |                                  |                                    |                         |        |
| <b>Troy Percival, R</b><br>ERA: 3.74                  | 0.2                          | L                               | 4                            | 1                               | 2                            | 0                                       | 1                             | 1                                | 0                            | 0                                | 0                             | 0                                | 0                             | 12                               | 21                            | 0.00                             | 3.000   |                                  |                                  |                                    |                         |        |

|     |    |
|-----|----|
| AB  | 35 |
| R   | 5  |
| H   | 7  |
| RBI | 4  |
| BB  | 5  |
| SO  | 9  |
| LOB | 22 |



|     |    |
|-----|----|
| AB  | 34 |
| R   | 6  |
| H   | 8  |
| RBI | 4  |
| BB  | 3  |
| SO  | 7  |
| LOB | 17 |





| Batter   | 1                            | 2                                | 3                             | 4                                | 5                            | 6                                | 7                            | 8                                | 9                             | AB                               | R                            | H                                | RBI                           | BB                               | SO                            | LOB                              | TOP  |                                  |                                   |                                    |                                  |        |
|--|------------------------------|----------------------------------|-------------------------------|----------------------------------|------------------------------|----------------------------------|------------------------------|----------------------------------|-------------------------------|----------------------------------|------------------------------|----------------------------------|-------------------------------|----------------------------------|-------------------------------|----------------------------------|--|----------------------------------|-----------------------------------|------------------------------------|----------------------------------|--------|
| Aaron Guiel, L (1, 9)<br>OBP: 0.365, SLG: 0.520      | F8                           |                                  | FC5-4<br>1B                   |                                  | 29<br>1B<br>1B               |                                  | 29<br>1B<br>BB               | 1B                               |                               | 4                                | 0                            | 3                                | 1                             | 1                                | 0                             | 0                                | <b>Kansas City Royals @ Anaheim Angels</b><br>Edison International Field, Anaheim, CA<br>Fri Sep 05 2003, 10:05 PM EDT<br>Att: 43,111 - Sunny - 87 F |                                  |                                   |                                    |                                  |        |
| Joe Randa, R (1, 5)<br>OBP: 0.340, SLG: 0.435        | 29<br>G6-4-3<br>1B           |                                  | F7                            |                                  | P2                           |                                  | B3                           | 29<br>FC5-4<br>1B                |                               | 5                                | 0                            | 2                                | 0                             | 0                                | 0                             | 4                                |  |                                  |                                   |                                    |                                  |        |
| 29 Mike Sweeney, R (1, 10)<br>OBP: 0.417, SLG: 0.595 | G6-4-3                       |                                  | P4                            |                                  | P4                           |                                  | FC3-6<br>1B                  | FC5-4                            |                               | 5                                | 0                            | 2                                | 1                             | 0                                | 0                             | 4                                |  |                                  |                                   |                                    |                                  |        |
| Carlos Beltrán, S (1, 8)                             |                              | E7<br>G3<br>1B                   | FC5-4                         |                                  | L7                           |                                  | FC3-6<br>1B                  |                                  | P6                            | 5                                | 1                            | 1                                | 0                             | 0                                | 0                             | 5                                |  |                                  |                                   |                                    |                                  |        |
| Raul Ibanez, L (1, 7)<br>OBP: 0.339, SLG: 0.455      | G3                           |                                  |                               | G4-3                             |                              | G3-1                             | K                            |                                  | K                             | 5                                | 0                            | 0                                | 0                             | 0                                | 2                             | 3                                |  |                                  |                                   |                                    |                                  |        |
| Ken Harvey, R (1, 3)<br>OBP: 0.314, SLG: 0.412       |                              |                                  |                               |                                  |                              |                                  |                              |                                  | F9                            | 5                                | 0                            | 3                                | 1                             | 0                                | 1                             | 0                                |  |                                  |                                   |                                    |                                  |        |
| 4 Angel Berroa, R (1, 6)<br>OBP: 0.340, SLG: 0.464   |                              |                                  |                               |                                  |                              |                                  |                              |                                  |                               | 3                                | 2                            | 2                                | 1                             | 1                                | 0                             | 1                                |  |                                  |                                   |                                    |                                  |        |
| Desi Relaford, S (1, 4)<br>OBP: 0.318, SLG: 0.385    |                              |                                  |                               |                                  |                              |                                  |                              |                                  |                               | 3                                | 1                            | 1                                | 1                             | 1                                | 1                             | 1                                |  |                                  |                                   |                                    |                                  |        |
| Brent Mayne, L (1, 2)<br>OBP: 0.305, SLG: 0.340      |                              |                                  |                               |                                  |                              |                                  |                              |                                  |                               | 4                                | 1                            | 1                                | 0                             | 0                                | 1                             | 3                                |  |                                  |                                   |                                    |                                  |        |
| <b>Inning Stats</b>                                  | R: 0<br>E: 0<br>K: 0<br>S: 6 | H: 1<br>LOB: 0<br>BB: 0<br>P: 11 | R: 1<br>E: 1<br>K: 0<br>S: 12 | H: 2<br>LOB: 2<br>BB: 2<br>P: 22 | R: 0<br>E: 0<br>K: 0<br>S: 7 | H: 1<br>LOB: 1<br>BB: 0<br>P: 11 | R: 1<br>E: 0<br>K: 0<br>S: 9 | H: 2<br>LOB: 0<br>BB: 0<br>P: 13 | R: 0<br>E: 0<br>K: 1<br>S: 11 | H: 2<br>LOB: 2<br>BB: 0<br>P: 18 | R: 0<br>E: 0<br>K: 1<br>S: 9 | H: 1<br>LOB: 1<br>BB: 0<br>P: 14 | R: 1<br>E: 0<br>K: 1<br>S: 12 | H: 2<br>LOB: 2<br>BB: 1<br>P: 19 | R: 2<br>E: 0<br>K: 1<br>S: 12 | H: 4<br>LOB: 2<br>BB: 0<br>P: 22 | R: 0<br>E: 0<br>K: 1<br>S: 11  | H: 0<br>LOB: 0<br>BB: 0<br>P: 15 | 1B: 14<br>2B: 0<br>3B: 0<br>HR: 1 | SF: 0<br>SAC: 0<br>DP: 1<br>HBP: 0 | WP: 0<br>PB: 0<br>SB: 3<br>CS: 0 | PA: 42 |
| <b>PITCHER</b>                                       | IP                           | WLS                              | BF                            | H                                | R                            | ER                               | SO                           | BB                               | IBB                           | HBP                              | BLK                          | WP                               | HR                            | S                                | P                             | ERA                              | WHIP   |                                  |                                   |                                    |                                  |        |
| Jarrod Washburn, L (1, 1)<br>ERA: 4.35               | 7.0                          | L                                | 32                            | 11                               | 3                            | 3                                | 3                            | 3                                | 0                             | 0                                | 0                            | 0                                | 1                             | 66                               | 108                           | 3.86                             | 2.000  |                                  |                                   |                                    |                                  |        |
| Greg Jones, R (8, 1)<br>ERA: 3.54                    | 1.0                          |                                  | 7                             | 4                                | 2                            | 2                                | 1                            | 0                                | 0                             | 0                                | 0                            | 0                                | 0                             | 12                               | 22                            | 18.00                            | 4.000  |                                  |                                   |                                    |                                  |        |
| Derrick Turnbow, R (9, 1)<br>ERA: 2.08               | 1.0                          |                                  | 3                             | 0                                | 0                            | 0                                | 1                            | 0                                | 0                             | 0                                | 0                            | 0                                | 0                             | 11                               | 15                            | 0.00                             | 0.000  |                                  |                                   |                                    |                                  |        |

| Batter   | 1                            | 2                               | 3                            | 4                                | 5                            | 6                               | 7                            | 8                                | 9                             | AB                               | R                             | H                                | RBI                          | BB                              | SO                           | LOB                             | BOTTOM   |                                 |                                  |                                    |                                  |        |
|--|------------------------------|---------------------------------|------------------------------|----------------------------------|------------------------------|---------------------------------|------------------------------|----------------------------------|-------------------------------|----------------------------------|-------------------------------|----------------------------------|------------------------------|---------------------------------|------------------------------|---------------------------------|--|---------------------------------|----------------------------------|------------------------------------|----------------------------------|--------|
| 9 Chone Figgins, S (1, 8)<br>OBP: 0.381, SLG: 0.408    | 16<br>L8-6-3<br>1B           |                                 | F9                           |                                  | K                            |                                 |                              | P3                               |                               | 4                                | 0                             | 1                                | 0                            | 0                               | 1                            | 2                               | <b>Kansas City Royals @ Anaheim Angels</b><br>Edison International Field, Anaheim, CA<br>Fri Sep 05 2003, 10:05 PM EDT<br>Att: 43,111 - Sunny - 87 F |                                 |                                  |                                    |                                  |        |
| Eric Owens, R (1, 9)<br>OBP: 0.284, SLG: 0.297         | F8                           |                                 | G6-4-3                       |                                  | F9                           |                                 |                              | L8                               |                               | 4                                | 0                             | 0                                | 0                            | 0                               | 0                            | 3                               |  |                                 |                                  |                                    |                                  |        |
| Tom Gregorio, R (9, 2)                                 |                              |                                 |                              |                                  |                              |                                 |                              |                                  |                               | 0                                | 0                             | 0                                | 0                            | 0                               | 0                            | 0                               |  |                                 |                                  |                                    |                                  |        |
| 16 Garret Anderson, L (1, 7)<br>OBP: 0.346, SLG: 0.583 | L8-6-3                       |                                 |                              |                                  |                              |                                 |                              |                                  |                               | 4                                | 0                             | 0                                | 0                            | 0                               | 0                            | 1                               |  |                                 |                                  |                                    |                                  |        |
| Tim Salmon, R (1, 10)<br>OBP: 0.369, SLG: 0.448        |                              |                                 |                              |                                  |                              |                                 |                              |                                  |                               | 3                                | 0                             | 2                                | 0                            | 1                               | 0                            | 0                               |  |                                 |                                  |                                    |                                  |        |
| Scott Spiezio, S (1, 5)<br>OBP: 0.327, SLG: 0.463      |                              |                                 |                              |                                  |                              |                                 |                              |                                  |                               | 4                                | 0                             | 1                                | 0                            | 0                               | 0                            | 3                               |  |                                 |                                  |                                    |                                  |        |
| (9, 9)   |                              |                                 |                              |                                  |                              |                                 |                              |                                  |                               |                                  |                               |                                  |                              |                                 |                              |                                 |  |                                 |                                  |                                    |                                  |        |
| Shawn Woolen, R (1, 2)<br>OBP: 0.329, SLG: 0.379       |                              |                                 |                              |                                  |                              |                                 |                              |                                  |                               | 4                                | 0                             | 1                                | 0                            | 0                               | 0                            | 3                               |  |                                 |                                  |                                    |                                  |        |
| (9, 5)   |                              |                                 |                              |                                  |                              |                                 |                              |                                  |                               |                                  |                               |                                  |                              |                                 |                              |                                 |  |                                 |                                  |                                    |                                  |        |
| Adam Riggs, R (1, 3)<br>OBP: 0.396, SLG: 0.622         |                              |                                 |                              |                                  |                              |                                 |                              |                                  |                               | 3                                | 0                             | 0                                | 0                            | 1                               | 1                            | 3                               |  |                                 |                                  |                                    |                                  |        |
| (1, 3)   |                              |                                 |                              |                                  |                              |                                 |                              |                                  |                               |                                  |                               |                                  |                              |                                 |                              |                                 |  |                                 |                                  |                                    |                                  |        |
| Adam Kennedy, L (1, 4)<br>OBP: 0.333, SLG: 0.391       |                              |                                 |                              |                                  |                              |                                 |                              |                                  |                               | 3                                | 0                             | 1                                | 0                            | 0                               | 0                            | 2                               |  |                                 |                                  |                                    |                                  |        |
| (1, 4)   |                              |                                 |                              |                                  |                              |                                 |                              |                                  |                               |                                  |                               |                                  |                              |                                 |                              |                                 |  |                                 |                                  |                                    |                                  |        |
| Wilson Delgado, S (1, 6)<br>OBP: 0.258, SLG: 0.244     |                              |                                 |                              |                                  |                              |                                 |                              |                                  |                               | 2                                | 0                             | 1                                | 0                            | 1                               | 0                            | 1                               |  |                                 |                                  |                                    |                                  |        |
| (1, 6)   |                              |                                 |                              |                                  |                              |                                 |                              |                                  |                               |                                  |                               |                                  |                              |                                 |                              |                                 |  |                                 |                                  |                                    |                                  |        |
| <b>Inning Stats</b>                                    | R: 0<br>E: 0<br>K: 0<br>S: 6 | H: 1<br>LOB: 0<br>BB: 0<br>P: 9 | R: 0<br>E: 0<br>K: 0<br>S: 8 | H: 1<br>LOB: 2<br>BB: 1<br>P: 14 | R: 0<br>E: 0<br>K: 0<br>S: 4 | H: 1<br>LOB: 0<br>BB: 0<br>P: 6 | R: 0<br>E: 0<br>K: 1<br>S: 9 | H: 2<br>LOB: 2<br>BB: 0<br>P: 15 | R: 0<br>E: 0<br>K: 1<br>S: 11 | H: 0<br>LOB: 1<br>BB: 1<br>P: 21 | R: 0<br>E: 0<br>K: 0<br>S: 12 | H: 0<br>LOB: 1<br>BB: 1<br>P: 21 | R: 0<br>E: 0<br>K: 0<br>S: 6 | H: 1<br>LOB: 0<br>BB: 0<br>P: 9 | R: 0<br>E: 0<br>K: 0<br>S: 5 | H: 0<br>LOB: 0<br>BB: 0<br>P: 6 | R: 0<br>E: 0<br>K: 0<br>S: 5   | H: 1<br>LOB: 1<br>BB: 0<br>P: 7 | 1B: 5<br>2B: 3<br>3B: 0<br>HR: 0 | SF: 0<br>SAC: 0<br>DP: 3<br>HBP: 0 | WP: 0<br>PB: 0<br>SB: 0<br>CS: 0 | PA: 34 |
| <b>PITCHER</b>   | IP                           | WLS                             | BF                           | H                                | R                            | ER                              | SO                           | BB                               | IBB                           | HBP                              | BLK                           | WP                               | HR                           | S                               | P                            | ERA                             | WHIP   |                                 |                                  |                                    |                                  |        |
| Brian Anderson, L (1, 1)<br>ERA: 3.67                  | 9.0                          | W                               | 34                           | 7                                | 0                            | 0                               | 2                            | 3                                | 0                             | 0                                | 0                             | 0                                | 0                            | 66                              | 108                          | 0.00                            | 1.111  |                                 |                                  |                                    |                                  |        |

AB 39  
R 5  
H 15  
RBI 5  
BB 3  
SO 5  
LOB 21



AB 31  
R 0  
H 7  
RBI 0  
BB 3  
SO 2  
LOB 18





| Batter  | 1                             | 2                                | 3                             | 4                                | 5                             | 6                                | 7                            | 8                                | 9                             | AB                               | R                            | H                                | RBI                           | BB                               | SO                           | LOB                              | TOP   |                              |                                  |                                   |                                    |                                  |
|---|-------------------------------|----------------------------------|-------------------------------|----------------------------------|-------------------------------|----------------------------------|------------------------------|----------------------------------|-------------------------------|----------------------------------|------------------------------|----------------------------------|-------------------------------|----------------------------------|------------------------------|----------------------------------|---|------------------------------|----------------------------------|-----------------------------------|------------------------------------|----------------------------------|
| Aaron Quiel, L<br>OBP: 0.363, SLG: 0.513<br>(1, 9)      | F9                            |                                  | G3-1                          | HBP                              |                               | L8                               |                              | K                                |                               | 4                                | 0                            | 0                                | 0                             | 0                                | 1                            | 1                                | <b>Kansas City Royals @ Anaheim Angels</b><br>Edison International Field, Anaheim, CA<br>Sat Sep 06 2003, 7:05 PM EDT<br>Sunny - 89 F<br><a href="http://livebaseballscorecards.com">livebaseballscorecards.com</a> |                              |                                  |                                   |                                    |                                  |
| Joe Randa, R<br>OBP: 0.340, SLG: 0.435<br>(1, 5)        | G1-3                          |                                  | HR                            | 1B                               |                               |                                  |                              | K                                |                               | 5                                | 1                            | 2                                | 0                             | 0                                | 1                            | 3                                |   |                              |                                  |                                   |                                    |                                  |
| 29 Mike Sweeney, R<br>OBP: 0.412, SLG: 0.497<br>(1, 10) | E6                            |                                  | P4                            |                                  |                               | F9                               |                              | P3                               |                               | 5                                | 0                            | 0                                | 0                             | 0                                | 0                            | 3                                |   |                              |                                  |                                   |                                    |                                  |
| Carlos Beltrán, S<br>OBP: 0.394, SLG: 0.518<br>(1, 8)   | P2                            |                                  | HR                            |                                  |                               | S                                |                              | K                                |                               | 5                                | 2                            | 3                                | 2                             | 0                                | 1                            | 1                                |   |                              |                                  |                                   |                                    |                                  |
| Raul Ibanez, L<br>OBP: 0.341, SLG: 0.454<br>(1, 7)      |                               | SH1-4<br>G4-3<br>1B              | F7                            |                                  | BB                            | FC6-4                            |                              | FC6-4                            |                               | 3                                | 1                            | 1                                | 0                             | 2                                | 0                            | 1                                |   |                              |                                  |                                   |                                    |                                  |
| Ken Harvey, R<br>OBP: 0.317, SLG: 0.414<br>(1, 3)       | G4-3<br>SH1-4<br>1B           |                                  |                               | K                                |                               | BB                               |                              | FC6-4                            |                               | 5                                | 1                            | 3                                | 1                             | 0                                | 1                            | 1                                |   |                              |                                  |                                   |                                    |                                  |
| 4 Angel Berroa, R<br>OBP: 0.341, SLG: 0.469<br>(1, 6)   | SH1-4                         |                                  |                               | HBP                              |                               | G4-6-3                           |                              |                                  |                               | 3                                | 0                            | 2                                | 1                             | 0                                | 0                            | 2                                |   |                              |                                  |                                   |                                    |                                  |
| Desi Relaford, S<br>OBP: 0.317, SLG: 0.382<br>(1, 4)    | G4-3                          |                                  |                               | HBP                              |                               | G4-3                             |                              | K                                |                               | 3                                | 0                            | 0                                | 1                             | 0                                | 1                            | 2                                |   |                              |                                  |                                   |                                    |                                  |
| Brent Mayne, L<br>OBP: 0.304, SLG: 0.338<br>(1, 2)      | P5                            |                                  |                               | F7                               |                               |                                  |                              | G3                               |                               | 4                                | 0                            | 1                                | 0                             | 0                                | 0                            | 3                                |   |                              |                                  |                                   |                                    |                                  |
| <b>Inning Stats</b>                                     | R: 0<br>E: 1<br>K: 0<br>S: 13 | H: 0<br>LOB: 1<br>BB: 0<br>P: 22 | R: 1<br>E: 0<br>K: 0<br>S: 13 | H: 2<br>LOB: 1<br>BB: 0<br>P: 16 | R: 2<br>E: 0<br>K: 0<br>S: 11 | H: 2<br>LOB: 0<br>BB: 0<br>P: 16 | R: 0<br>E: 0<br>K: 1<br>S: 9 | H: 1<br>LOB: 0<br>BB: 0<br>P: 14 | R: 1<br>E: 0<br>K: 0<br>S: 11 | H: 2<br>LOB: 1<br>BB: 1<br>P: 23 | R: 0<br>E: 0<br>K: 0<br>S: 8 | H: 2<br>LOB: 2<br>BB: 0<br>P: 12 | R: 1<br>E: 0<br>K: 1<br>S: 13 | H: 3<br>LOB: 1<br>BB: 0<br>P: 20 | R: 0<br>E: 0<br>K: 2<br>S: 9 | H: 0<br>LOB: 0<br>BB: 0<br>P: 15 |   | R: 0<br>E: 0<br>K: 1<br>S: 8 | H: 0<br>LOB: 1<br>BB: 1<br>P: 16 | 1B: 10<br>2B: 0<br>3B: 1<br>HR: 1 | SF: 0<br>SAC: 1<br>DP: 1<br>HBP: 2 | WP: 0<br>PB: 0<br>SB: 1<br>CS: 1 |
| <b>PITCHER</b>  | IP                            | WLS                              | BF                            | H                                | R                             | ER                               | SO                           | BB                               | IBB                           | HBP                              | BLK                          | WP                               | HR                            | S                                | P                            | ERA                              | WHIP  |                              |                                  |                                   |                                    |                                  |
| 62 Scott Shields, R<br>ERA: 2.97<br>(1, 1)              | 5.0                           |                                  | 25                            | 7                                | 4                             | 4                                | 1                            | 1                                | 0                             | 2                                | 0                            | 0                                | 1                             | 57                               | 91                           | 7.20                             | 1.600   |                              |                                  |                                   |                                    |                                  |
| Ben Weber, R<br>ERA: 2.88<br>(6, 1)                     | 2.0                           | W                                | 10                            | 5                                | 1                             | 1                                | 1                            | 0                                | 0                             | 0                                | 0                            | 0                                | 0                             | 21                               | 32                           | 4.50                             | 2.500   |                              |                                  |                                   |                                    |                                  |
| Francisco Rodriguez, R<br>ERA: 2.71<br>(8, 1)           | 1.0                           | H                                | 3                             | 0                                | 0                             | 0                                | 2                            | 0                                | 0                             | 0                                | 0                            | 0                                | 0                             | 9                                | 15                           | 0.00                             | 0.000   |                              |                                  |                                   |                                    |                                  |
| Troy Percival, R<br>ERA: 3.65<br>(9, 1)                 | 1.0                           | S                                | 4                             | 0                                | 0                             | 0                                | 1                            | 1                                | 0                             | 0                                | 0                            | 0                                | 0                             | 8                                | 16                           | 0.00                             | 1.000   |                              |                                  |                                   |                                    |                                  |

| Batter  | 1                            | 2                               | 3                            | 4                                | 5                             | 6                                | 7                             | 8                                | 9                            | AB                               | R                            | H                               | RBI                           | BB                               | SO                           | LOB                              | BOTTOM  |                                    |                                  |        |  |  |
|---|------------------------------|---------------------------------|------------------------------|----------------------------------|-------------------------------|----------------------------------|-------------------------------|----------------------------------|------------------------------|----------------------------------|------------------------------|---------------------------------|-------------------------------|----------------------------------|------------------------------|----------------------------------|---|------------------------------------|----------------------------------|--------|--|--|
| 9 Chone Figgins, S<br>OBP: 0.378, SLG: 0.410<br>(1, 6)<br>(8, 8)  | L4                           |                                 | G5-3                         |                                  | F7                            |                                  | 1B                            |                                  |                              | 4                                | 1                            | 1                               | 1                             | 0                                | 0                            | 1                                | <b>Kansas City Royals @ Anaheim Angels</b><br>Edison International Field, Anaheim, CA<br>Sat Sep 06 2003, 7:05 PM EDT<br>Sunny - 89 F<br><a href="http://livebaseballscorecards.com">livebaseballscorecards.com</a> |                                    |                                  |        |  |  |
| Eric Owens, R<br>OBP: 0.285, SLG: 0.297<br>(1, 8)   | G6-3                         |                                 |                              | BB                               |                               | P4                               |                               | 1B                               |                              | 3                                | 1                            | 1                               | 0                             | 0                                | 0                            | 0                                |   |                                    |                                  |        |  |  |
| Jeff DaVanon, S<br>OBP: 0.371, SLG: 0.486<br>(7, PH)<br>(8, 9)  |                              |                                 |                              | BB                               |                               |                                  |                               | 1B                               |                              | 1                                | 0                            | 1                               | 2                             | 0                                | 0                            | 0                                |   |                                    |                                  |        |  |  |
| 16 Garret Anderson, L<br>OBP: 0.347, SLG: 0.582<br>(1, 7)   | G3-1                         |                                 |                              | L4                               |                               |                                  |                               | 1B                               |                              | 3                                | 0                            | 1                               | 0                             | 1                                | 0                            | 1                                |   |                                    |                                  |        |  |  |
| Tim Salmon, R<br>OBP: 0.368, SLG: 0.445<br>(1, 10)  |                              | F7                              |                              | BB                               |                               | F8                               |                               | F9                               |                              | 3                                | 1                            | 0                               | 0                             | 1                                | 0                            | 3                                |   |                                    |                                  |        |  |  |
| Shawn Wooten, R<br>OBP: 0.328, SLG: 0.374<br>(1, 5)   | G5-3                         |                                 |                              | BB                               |                               | G6-4-3                           |                               | P3                               |                              | 3                                | 1                            | 0                               | 0                             | 1                                | 0                            | 1                                |   |                                    |                                  |        |  |  |
| 39 Robb Quinlan, R<br>OBP: 0.359, SLG: 0.375<br>Scott Spiezio, S<br>OBP: 0.328, SLG: 0.467<br>(8, PH)<br>(9, 3) | G2-3                         |                                 |                              | BB                               |                               |                                  |                               | FC3-6                            |                              | 3                                | 0                            | 1                               | 2                             | 0                                | 0                            | 0                                |   |                                    |                                  |        |  |  |
| Barry Wesson, R<br>(1, 9)   |                              |                                 |                              | L3                               |                               | K                                |                               | IBB                              |                              | 0                                | 0                            | 0                               | 0                             | 1                                | 0                            | 0                                |   |                                    |                                  |        |  |  |
| Adam Kennedy, L<br>OBP: 0.335, SLG: 0.391<br>(8, 4)   |                              |                                 |                              | K                                |                               |                                  |                               | FC3-6                            |                              | 4                                | 1                            | 2                               | 1                             | 0                                | 1                            | 2                                |   |                                    |                                  |        |  |  |
| José Molina, R<br>OBP: 0.219, SLG: 0.245<br>(1, 2)  |                              |                                 |                              |                                  |                               |                                  |                               | FC3-6                            |                              | 4                                | 1                            | 2                               | 1                             | 0                                | 1                            | 2                                |   |                                    |                                  |        |  |  |
| Wilson Delgado, S<br>OBP: 0.267, SLG: 0.247<br>(8, 6)   |                              |                                 |                              | CS                               |                               | F7                               |                               | K                                |                              | 3                                | 1                            | 1                               | 0                             | 1                                | 1                            | 2                                |   |                                    |                                  |        |  |  |
| <b>Inning Stats</b>   | R: 0<br>E: 0<br>K: 0<br>S: 5 | H: 0<br>LOB: 0<br>BB: 0<br>P: 6 | R: 0<br>E: 0<br>K: 0<br>S: 8 | H: 0<br>LOB: 0<br>BB: 0<br>P: 12 | R: 0<br>E: 0<br>K: 1<br>S: 10 | H: 0<br>LOB: 1<br>BB: 1<br>P: 21 | R: 3<br>E: 0<br>K: 1<br>S: 25 | H: 3<br>LOB: 1<br>BB: 2<br>P: 37 | R: 0<br>E: 0<br>K: 0<br>S: 8 | H: 0<br>LOB: 0<br>BB: 0<br>P: 12 | R: 0<br>E: 0<br>K: 0<br>S: 5 | H: 1<br>LOB: 0<br>BB: 0<br>P: 6 | R: 3<br>E: 0<br>K: 1<br>S: 20 | H: 4<br>LOB: 2<br>BB: 1<br>P: 30 | R: 0<br>E: 0<br>K: 1<br>S: 9 | H: 1<br>LOB: 2<br>BB: 1<br>P: 17 | 1B: 7<br>2B: 2<br>3B: 0<br>HR: 0  | SF: 0<br>SAC: 0<br>DP: 1<br>HBP: 0 | WP: 0<br>PB: 0<br>SB: 0<br>CS: 1 | PA: 37 |  |  |
| <b>PITCHER</b>  | IP                           | WLS                             | BF                           | H                                | R                             | ER                               | SO                            | BB                               | IBB                          | HBP                              | BLK                          | WP                              | HR                            | S                                | P                            | ERA                              | WHIP  |                                    |                                  |        |  |  |
| Darrell May, L<br>ERA: 3.7<br>(1, 1)  | 6.2                          |                                 | 27                           | 6                                | 5                             | 5                                | 3                             | 0                                | 1                            | 0                                | 0                            | 0                               | 0                             | 11                               | 18                           | 27.00                            | 6.000   |                                    |                                  |        |  |  |
| Jason Grimsley, R<br>ERA: 5.17<br>(7, 1)  | 0.1                          | L                               | 4                            | 2                                | 1                             | 1                                | 0                             | 0                                | 1                            | 0                                | 0                            | 0                               | 0                             | 9                                | 17                           | 0.00                             | 1.000   |                                    |                                  |        |  |  |
| Curt Leskanic, R<br>ERA: 2.51<br>(8, 1)   | 1.0                          |                                 | 5                            | 1                                | 0                             | 0                                | 1                             | 0                                | 1                            | 0                                | 0                            | 0                               | 0                             | 9                                | 17                           | 0.00                             | 1.000   |                                    |                                  |        |  |  |



| Batter  | 1   | 2   | 3   | 4   | 5   | 6   | 7   | 8   | 9   | AB  | R   | H   | RBI   | BB  | SO  | LOB   | TOP   |                                    |                                  |                  |                  |                  |
|---|---|---|---|---|---|---|---|---|---|---|---|---|---|---|---|---|---|------------------------------------|----------------------------------|------------------|------------------|------------------|
| Aaron Quiel, L (1,9)<br>OBP: 0.364, SLG: 0.514        | 0-1<br>3B<br>2B   |   | 3-3<br>K  |   | 1-0<br>P6   |   |   | 4-0<br>BB   |   | 3   | 1   | 1   | 0   | 1   | 1   | 1   | <b>Kansas City Royals @ Anaheim Angels</b><br>Edison International Field, Anaheim, CA<br>Sat Sep 06 2003, 7:10 PM EDT<br>Att: 43,044 - Sunny - 85 F |                                    |                                  |                  |                  |                  |
| Dest Relaford, S (1,4)<br>OBP: 0.316, SLG: 0.385      | 1-2<br>29 FC5-2<br>3B   |   | 1-2<br>P6   |   | 1-0<br>F8   |   |   | 0-0<br>P2   |   | 4   | 0   | 1   | 1   | 0   | 0   | 2   |   |                                    |                                  |                  |                  |                  |
| 29 Mike Sweeney, R (1,10)<br>OBP: 0.410, SLG: 0.494   | 1-0<br>FC5-2  |   |   | 0-1<br>1B<br>1B   |   | 2-3<br>K  |   | 0-3<br>K  |   | 4   | 0   | 1   | 0   | 0   | 2   | 2   |   |                                    |                                  |                  |                  |                  |
| Carlos Beltrán, S (1,8)<br>OBP: 0.391, SLG: 0.513     | 3-2<br>F7   |   |   | 1-2<br>F9   |   | 0-0<br>F8   |   | 2-2<br>F8   |   | 4   | 0   | 0   | 0   | 0   | 0   | 2   |   |                                    |                                  |                  |                  |                  |
| Raul Ibanez, L (1,7)<br>OBP: 0.341, SLG: 0.451        | 2-2<br>G3   |   |   | 3-2<br>F7   |   | 0-2<br>G5-3   |   | 4-2<br>4 DI<br>BB   |   | 3   | 0   | 0   | 0   | 1   | 0   | 2   |   |                                    |                                  |                  |                  |                  |
| Ken Harvey, R (1,3)<br>OBP: 0.317, SLG: 0.413         |   | 2-2<br>G1-3   |   | 0-0<br>1B   |   |   | 2-1<br>F9   |   | 0-3<br>K  | 4   | 0   | 1   | 0   | 0   | 1   | 1   |   |                                    |                                  |                  |                  |                  |
| 4 Angel Berroa, R (1,6)<br>OBP: 0.339, SLG: 0.465     |   | 0-1<br>L6   |   | 3-3<br>K  |   |   | 1-2<br>G4-3   |   | 1-0<br>F7   | 4   | 0   | 0   | 0   | 0   | 1   | 3   |   |                                    |                                  |                  |                  |                  |
| Mendy López, R (1,5)<br>OBP: 0.292, SLG: 0.406        |   | 1-2<br>G6-3   |   |   | 1-3<br>K  |   | 2-2<br>G4-3   |   |   | 3   | 0   | 0   | 0   | 0   | 1   | 0   |   |                                    |                                  |                  |                  |                  |
| Mike DiFelice, R (1,2)<br>OBP: 0.288, SLG: 0.384      |   |   | 0-1<br>F8   |   | 4-2<br>BB   |   |   | 1-0<br>G3-1   |   | 1   | 0   | 0   | 0   | 1   | 0   | 0   |   |                                    |                                  |                  |                  |                  |
| Jarrod Patterson, L (8, Ph)<br>OBP: 0.333, SLG: 0.200 |   |   |   |   |   |   |   |   |   | 1   | 0   | 0   | 0   | 0   | 0   | 0   |   |                                    |                                  |                  |                  |                  |
| Tom Prince, R (8, 2)<br>OBP: 0.320, SLG: 0.395        |   |   |   |   |   |   |   |   |   | 0   | 0   | 0   | 0   | 0   | 0   | 0   |   |                                    |                                  |                  |                  |                  |
| <b>Inning Stats</b>                                   | R: 1<br>E: 0<br>K: 0<br>S: 12   | H: 2<br>LOB: 1<br>BB: 0<br>P: 19  | R: 0<br>E: 0<br>K: 0<br>S: 8  | H: 0<br>LOB: 0<br>BB: 0<br>P: 11  | R: 0<br>E: 0<br>K: 1<br>S: 8  | H: 0<br>LOB: 0<br>BB: 0<br>P: 12  | R: 0<br>E: 0<br>K: 1<br>S: 15   | H: 2<br>LOB: 2<br>BB: 0<br>P: 22  | R: 0<br>E: 0<br>K: 1<br>S: 7  | H: 0<br>LOB: 1<br>BB: 1<br>P: 14  | R: 0<br>E: 0<br>K: 0<br>S: 9  | H: 0<br>LOB: 0<br>BB: 0<br>P: 14  | R: 0<br>E: 0<br>K: 1<br>S: 6  | H: 0<br>LOB: 1<br>BB: 1<br>P: 11  | R: 0<br>E: 0<br>K: 1<br>S: 11   | H: 0<br>LOB: 1<br>BB: 1<br>P: 18  | 1B: 2<br>2B: 1<br>3B: 1<br>HR: 0  | SF: 0<br>SAC: 0<br>DP: 0<br>HBP: 0 | WP: 0<br>PB: 0<br>SB: 0<br>CS: 0 | PA: 34           |                  |                  |
| <b>PITCHER</b>  | IP<br>WLS<br>BF<br>H<br>R<br>ER<br>SO<br>BB<br>IBB<br>HBP<br>BLK<br>WP<br>HR<br>S<br>P<br>ERA<br>WHIP | IP<br>WLS<br>BF<br>H<br>R<br>ER<br>SO<br>BB<br>IBB<br>HBP<br>BLK<br>WP<br>HR<br>S<br>P<br>ERA<br>WHIP | IP<br>WLS<br>BF<br>H<br>R<br>ER<br>SO<br>BB<br>IBB<br>HBP<br>BLK<br>WP<br>HR<br>S<br>P<br>ERA<br>WHIP | IP<br>WLS<br>BF<br>H<br>R<br>ER<br>SO<br>BB<br>IBB<br>HBP<br>BLK<br>WP<br>HR<br>S<br>P<br>ERA<br>WHIP | IP<br>WLS<br>BF<br>H<br>R<br>ER<br>SO<br>BB<br>IBB<br>HBP<br>BLK<br>WP<br>HR<br>S<br>P<br>ERA<br>WHIP | IP<br>WLS<br>BF<br>H<br>R<br>ER<br>SO<br>BB<br>IBB<br>HBP<br>BLK<br>WP<br>HR<br>S<br>P<br>ERA<br>WHIP | IP<br>WLS<br>BF<br>H<br>R<br>ER<br>SO<br>BB<br>IBB<br>HBP<br>BLK<br>WP<br>HR<br>S<br>P<br>ERA<br>WHIP | IP<br>WLS<br>BF<br>H<br>R<br>ER<br>SO<br>BB<br>IBB<br>HBP<br>BLK<br>WP<br>HR<br>S<br>P<br>ERA<br>WHIP | IP<br>WLS<br>BF<br>H<br>R<br>ER<br>SO<br>BB<br>IBB<br>HBP<br>BLK<br>WP<br>HR<br>S<br>P<br>ERA<br>WHIP | IP<br>WLS<br>BF<br>H<br>R<br>ER<br>SO<br>BB<br>IBB<br>HBP<br>BLK<br>WP<br>HR<br>S<br>P<br>ERA<br>WHIP | IP<br>WLS<br>BF<br>H<br>R<br>ER<br>SO<br>BB<br>IBB<br>HBP<br>BLK<br>WP<br>HR<br>S<br>P<br>ERA<br>WHIP | IP<br>WLS<br>BF<br>H<br>R<br>ER<br>SO<br>BB<br>IBB<br>HBP<br>BLK<br>WP<br>HR<br>S<br>P<br>ERA<br>WHIP | IP<br>WLS<br>BF<br>H<br>R<br>ER<br>SO<br>BB<br>IBB<br>HBP<br>BLK<br>WP<br>HR<br>S<br>P<br>ERA<br>WHIP | IP<br>WLS<br>BF<br>H<br>R<br>ER<br>SO<br>BB<br>IBB<br>HBP<br>BLK<br>WP<br>HR<br>S<br>P<br>ERA<br>WHIP | IP<br>WLS<br>BF<br>H<br>R<br>ER<br>SO<br>BB<br>IBB<br>HBP<br>BLK<br>WP<br>HR<br>S<br>P<br>ERA<br>WHIP | IP<br>WLS<br>BF<br>H<br>R<br>ER<br>SO<br>BB<br>IBB<br>HBP<br>BLK<br>WP<br>HR<br>S<br>P<br>ERA<br>WHIP | IP<br>WLS<br>BF<br>H<br>R<br>ER<br>SO<br>BB<br>IBB<br>HBP<br>BLK<br>WP<br>HR<br>S<br>P<br>ERA<br>WHIP   |                                    |                                  |                  |                  |                  |
| Kevin Gregg, R (1, 1)<br>ERA: 2.97                    | 7.0<br>W<br>26<br>4<br>1<br>1<br>4  | 1<br>0<br>0<br>0  | 1<br>0<br>0<br>0  | 1<br>0<br>0<br>0  | 1<br>0<br>0<br>0  | 1<br>0<br>0<br>0  | 1<br>0<br>0<br>0  | 1<br>0<br>0<br>0  | 1<br>0<br>0<br>0  | 1<br>0<br>0<br>0  | 1<br>0<br>0<br>0  | 1<br>0<br>0<br>0  | 1<br>0<br>0<br>0  | 1<br>0<br>0<br>0  | 1<br>0<br>0<br>0  | 1<br>0<br>0<br>0  | 1<br>0<br>0<br>0  | 1<br>0<br>0<br>0                   | 1<br>0<br>0<br>0                 | 1<br>0<br>0<br>0 | 1<br>0<br>0<br>0 | 1<br>0<br>0<br>0 |
| Brendan Donnelly, R (8, 1)<br>ERA: 1.46               | 1.0<br>H<br>4<br>0<br>0<br>0<br>1   | 1<br>0<br>0<br>0  | 1<br>0<br>0<br>0  | 1<br>0<br>0<br>0  | 1<br>0<br>0<br>0  | 1<br>0<br>0<br>0  | 1<br>0<br>0<br>0  | 1<br>0<br>0<br>0  | 1<br>0<br>0<br>0  | 1<br>0<br>0<br>0  | 1<br>0<br>0<br>0  | 1<br>0<br>0<br>0  | 1<br>0<br>0<br>0  | 1<br>0<br>0<br>0  | 1<br>0<br>0<br>0  | 1<br>0<br>0<br>0  | 1<br>0<br>0<br>0  | 1<br>0<br>0<br>0                   | 1<br>0<br>0<br>0                 | 1<br>0<br>0<br>0 | 1<br>0<br>0<br>0 | 1<br>0<br>0<br>0 |
| Troy Percival, R (9, 1)<br>ERA: 3.57                  | 1.0<br>S<br>4<br>0<br>0<br>0<br>1   | 1<br>0<br>0<br>0  | 1<br>0<br>0<br>0  | 1<br>0<br>0<br>0  | 1<br>0<br>0<br>0  | 1<br>0<br>0<br>0  | 1<br>0<br>0<br>0  | 1<br>0<br>0<br>0  | 1<br>0<br>0<br>0  | 1<br>0<br>0<br>0  | 1<br>0<br>0<br>0  | 1<br>0<br>0<br>0  | 1<br>0<br>0<br>0  | 1<br>0<br>0<br>0  | 1<br>0<br>0<br>0  | 1<br>0<br>0<br>0  | 1<br>0<br>0<br>0  | 1<br>0<br>0<br>0                   | 1<br>0<br>0<br>0                 | 1<br>0<br>0<br>0 | 1<br>0<br>0<br>0 | 1<br>0<br>0<br>0 |

|     |    |
|-----|----|
| AB  | 31 |
| R   | 1  |
| H   | 4  |
| RBI | 1  |
| BB  | 3  |
| SO  | 6  |
| LOB | 13 |



| Batter   | 1   | 2   | 3   | 4   | 5   | 6   | 7   | 8   | 9   | AB  | R   | H   | RBI   | BB  | SO  | LOB   | BOTTOM  |                                    |                                  |                  |                  |                  |
|--|---|---|---|---|---|---|---|---|---|---|---|---|---|---|---|---|---|------------------------------------|----------------------------------|------------------|------------------|------------------|
| 9 Chone Figgins, S (1,8)<br>OBP: 0.375, SLG: 0.419     | 1-2<br>1B<br>3B   |   | 1-1<br>FC3-6<br>HR  |   | 2-3<br>K  |   |   | 1 SAFE 1-0<br>L3  |   | 4   | 2   | 1   | 0   | 0   | 1   | 3   | <b>Kansas City Royals @ Anaheim Angels</b><br>Edison International Field, Anaheim, CA<br>Sat Sep 06 2003, 7:10 PM EDT<br>Att: 43,044 - Sunny - 85 F |                                    |                                  |                  |                  |                  |
| Adam Kennedy, L (1,4)<br>OBP: 0.339, SLG: 0.402        | 0-0<br>L5<br>1B   |   | 2-0<br>1-H<br>HR  |   |   | 4-2<br>16<br>G4-6-3<br>BB   |   |   |   | 2   | 1   | 2   | 3   | 1   | 0   | 0   |   |                                    |                                  |                  |                  |                  |
| 16 Garret Anderson, L (1,10)<br>OBP: 0.346, SLG: 0.559 | 2-3<br>K  |   | 2-1<br>G1-3   |   |   | 1-0<br>G4-6-3   |   | 1-2<br>G4-3   |   | 3   | 0   | 0   | 0   | 0   | 1   | 2   |   |                                    |                                  |                  |                  |                  |
| Scott Spiezio, S (1,5)<br>OBP: 0.326, SLG: 0.464       | 0-0<br>L5   |   |   | 1-3<br>K  |   |   | 0-2<br>G4-3   |   |   | 3   | 0   | 0   | 0   | 0   | 1   | 1   |   |                                    |                                  |                  |                  |                  |
| Jeff DaVanon, S (1,9)<br>OBP: 0.367, SLG: 0.480        |   | 2-0<br>L4   |   | 1-3<br>K  |   |   | 2-1<br>F9   |   |   | 3   | 0   | 0   | 0   | 0   | 1   | 0   |   |                                    |                                  |                  |                  |                  |
| Adam Riggs, R (1,7)<br>OBP: 0.375, SLG: 0.583          |   | 0-3<br>K  |   | 0-0<br>G1-3   |   |   | 1-0<br>F8   |   |   | 3   | 0   | 0   | 0   | 0   | 1   | 0   |   |                                    |                                  |                  |                  |                  |
| Barry Wesson, R (8, 7)                                 |   |   |   |   |   |   |   |   |   | 0   | 0   | 0   | 0   | 0   | 0   | 0   |   |                                    |                                  |                  |                  |                  |
| 39 Robb Quinlan, R (1,3)<br>OBP: 0.346, SLG: 0.360     |   | 1-0<br>P4   |   |   | 0-0<br>G4-3   |   |   | 1-0<br>G5-3   |   | 3   | 0   | 0   | 0   | 0   | 0   | 0   |   |                                    |                                  |                  |                  |                  |
| Wilson Delgado, S (1,6)<br>OBP: 0.269, SLG: 0.250      |   |   | 1-0<br>G5-3   |   | 3-2<br>G4-3   |   |   | 3-2<br>9<br>L3<br>1B  |   | 3   | 0   | 1   | 0   | 0   | 0   | 0   |   |                                    |                                  |                  |                  |                  |
| Tom Gregorio, R (1,2)<br>OBP: 0.667, SLG: 0.667        |   |   | 1-0<br>9<br>FC3-6<br>1B   |   | 2-0<br>1B   |   |   | 0-0<br>B1   |   | 3   | 0   | 2   | 0   | 0   | 0   | 1   |   |                                    |                                  |                  |                  |                  |
| <b>Inning Stats</b>                                    | R: 1<br>E: 0<br>K: 1<br>S: 10   | H: 2<br>LOB: 0<br>BB: 0<br>P: 13  | R: 0<br>E: 0<br>K: 1<br>S: 6  | H: 0<br>LOB: 0<br>BB: 0<br>P: 9   | R: 2<br>E: 0<br>K: 0<br>S: 7  | H: 2<br>LOB: 0<br>BB: 0<br>P: 14  | R: 0<br>E: 0<br>K: 2<br>S: 7  | H: 0<br>LOB: 0<br>BB: 0<br>P: 9   | R: 0<br>E: 0<br>K: 1<br>S: 8  | H: 1<br>LOB: 1<br>BB: 0<br>P: 15  | R: 0<br>E: 0<br>K: 0<br>S: 6  | H: 0<br>LOB: 1<br>BB: 1<br>P: 11  | R: 0<br>E: 0<br>K: 0<br>S: 4  | H: 0<br>LOB: 0<br>BB: 0<br>P: 8   | R: 0<br>E: 0<br>K: 0<br>S: 5  | H: 1<br>LOB: 0<br>BB: 0<br>P: 9   | 1B: 4<br>2B: 1<br>3B: 1<br>HR: 1  | SF: 0<br>SAC: 0<br>DP: 2<br>HBP: 0 | WP: 0<br>PB: 0<br>SB: 0<br>CS: 0 | PA: 28           |                  |                  |
| <b>PITCHER</b>   | IP<br>WLS<br>BF<br>H<br>R<br>ER<br>SO<br>BB<br>IBB<br>HBP<br>BLK<br>WP<br>HR<br>S<br>P<br>ERA<br>WHIP | IP<br>WLS<br>BF<br>H<br>R<br>ER<br>SO<br>BB<br>IBB<br>HBP<br>BLK<br>WP<br>HR<br>S<br>P<br>ERA<br>WHIP | IP<br>WLS<br>BF<br>H<br>R<br>ER<br>SO<br>BB<br>IBB<br>HBP<br>BLK<br>WP<br>HR<br>S<br>P<br>ERA<br>WHIP | IP<br>WLS<br>BF<br>H<br>R<br>ER<br>SO<br>BB<br>IBB<br>HBP<br>BLK<br>WP<br>HR<br>S<br>P<br>ERA<br>WHIP | IP<br>WLS<br>BF<br>H<br>R<br>ER<br>SO<br>BB<br>IBB<br>HBP<br>BLK<br>WP<br>HR<br>S<br>P<br>ERA<br>WHIP | IP<br>WLS<br>BF<br>H<br>R<br>ER<br>SO<br>BB<br>IBB<br>HBP<br>BLK<br>WP<br>HR<br>S<br>P<br>ERA<br>WHIP | IP<br>WLS<br>BF<br>H<br>R<br>ER<br>SO<br>BB<br>IBB<br>HBP<br>BLK<br>WP<br>HR<br>S<br>P<br>ERA<br>WHIP | IP<br>WLS<br>BF<br>H<br>R<br>ER<br>SO<br>BB<br>IBB<br>HBP<br>BLK<br>WP<br>HR<br>S<br>P<br>ERA<br>WHIP | IP<br>WLS<br>BF<br>H<br>R<br>ER<br>SO<br>BB<br>IBB<br>HBP<br>BLK<br>WP<br>HR<br>S<br>P<br>ERA<br>WHIP | IP<br>WLS<br>BF<br>H<br>R<br>ER<br>SO<br>BB<br>IBB<br>HBP<br>BLK<br>WP<br>HR<br>S<br>P<br>ERA<br>WHIP | IP<br>WLS<br>BF<br>H<br>R<br>ER<br>SO<br>BB<br>IBB<br>HBP<br>BLK<br>WP<br>HR<br>S<br>P<br>ERA<br>WHIP | IP<br>WLS<br>BF<br>H<br>R<br>ER<br>SO<br>BB<br>IBB<br>HBP<br>BLK<br>WP<br>HR<br>S<br>P<br>ERA<br>WHIP | IP<br>WLS<br>BF<br>H<br>R<br>ER<br>SO<br>BB<br>IBB<br>HBP<br>BLK<br>WP<br>HR<br>S<br>P<br>ERA<br>WHIP | IP<br>WLS<br>BF<br>H<br>R<br>ER<br>SO<br>BB<br>IBB<br>HBP<br>BLK<br>WP<br>HR<br>S<br>P<br>ERA<br>WHIP | IP<br>WLS<br>BF<br>H<br>R<br>ER<br>SO<br>BB<br>IBB<br>HBP<br>BLK<br>WP<br>HR<br>S<br>P<br>ERA<br>WHIP | IP<br>WLS<br>BF<br>H<br>R<br>ER<br>SO<br>BB<br>IBB<br>HBP<br>BLK<br>WP<br>HR<br>S<br>P<br>ERA<br>WHIP |   |                                    |                                  |                  |                  |                  |
| Jamey Wright, R (1, 1)<br>ERA: 3.38                    | 8.0<br>L<br>28<br>6<br>3<br>3<br>5  | 1<br>0<br>0<br>0  | 1<br>0<br>0<br>0  | 1<br>0<br>0<br>0  | 1<br>0<br>0<br>0  | 1<br>0<br>0<br>0  | 1<br>0<br>0<br>0  | 1<br>0<br>0<br>0  | 1<br>0<br>0<br>0  | 1<br>0<br>0<br>0  | 1<br>0<br>0<br>0  | 1<br>0<br>0<br>0  | 1<br>0<br>0<br>0  | 1<br>0<br>0<br>0  | 1<br>0<br>0<br>0  | 1<br>0<br>0<br>0  | 1<br>0<br>0<br>0  | 1<br>0<br>0<br>0                   | 1<br>0<br>0<br>0                 | 1<br>0<br>0<br>0 | 1<br>0<br>0<br>0 | 1<br>0<br>0<br>0 |






| Batter   | 1                             | 2                                | 3                            | 4                                | 5                             | 6                                | 7                            | 8                               | 9                            | AB                               | R                             | H                                | RBI                           | BB                               | SO                           | LOB                              | TOP                          |                                 |                                  |                                    |                                  |        |  |  |  |  |  |
|--|-------------------------------|----------------------------------|------------------------------|----------------------------------|-------------------------------|----------------------------------|------------------------------|---------------------------------|------------------------------|----------------------------------|-------------------------------|----------------------------------|-------------------------------|----------------------------------|------------------------------|----------------------------------|------------------------------|---------------------------------|----------------------------------|------------------------------------|----------------------------------|--------|--|--|--|--|--|
| Aaron Guiel, L (1, 9)<br>OBP: 0.368, SLG: 0.530      | 1-2<br>HR                     | 1-1<br>2B                        |                              |                                  | 2-1<br>P6                     |                                  | 1-2<br>FC1-6<br>1B           |                                 | 0-0<br>FC6                   | 5                                | 1                             | 3                                | 1                             | 0                                | 0                            | 1                                |                              |                                 |                                  |                                    |                                  |        |  |  |  |  |  |
| Joe Randa, R (1, 5)<br>OBP: 0.342, SLG: 0.434        | 1-2<br>WP<br>SF7<br>1B        | 2-1<br>HBP                       |                              |                                  | 1-2<br>F8                     |                                  | 2-2<br>FC1-6                 |                                 |                              | 3                                | 1                             | 1                                | 0                             | 0                                | 0                            | 2                                |                              |                                 |                                  |                                    |                                  |        |  |  |  |  |  |
| 29 Mike Sweeney, R (1, 10)<br>OBP: 0.406, SLG: 0.488 | 0-1<br>FC5<br>F8<br>WP<br>1-2 | 1-0<br>P4                        |                              |                                  | 2-2<br>F7                     |                                  | 1-1<br>F8                    |                                 |                              | 4                                | 0                             | 0                                | 0                             | 0                                | 0                            | 5                                |                              |                                 |                                  |                                    |                                  |        |  |  |  |  |  |
| Carlos Beltrán, S (1, 8)<br>OBP: 0.388, SLG: 0.510   | 1-1<br>SF7<br>1-2<br>2H       |                                  |                              | 1-2<br>P6                        |                               | 1-1<br>G3-1                      |                              | 2-2<br>G3                       |                              | 3                                | 0                             | 0                                | 1                             | 0                                | 0                            | 0                                |                              |                                 |                                  |                                    |                                  |        |  |  |  |  |  |
| Ken Harvey, R (1, 3)<br>OBP: 0.316, SLG: 0.418       | 0-0<br>F8<br>2-3              |                                  |                              | 0-2<br>F8                        |                               | 0-0<br>HR                        |                              | 1-1<br>G4-3                     |                              | 4                                | 1                             | 1                                | 1                             | 0                                | 0                            | 1                                |                              |                                 |                                  |                                    |                                  |        |  |  |  |  |  |
| Dee Brown, L (1, 7)<br>OBP: 0.283, SLG: 0.336        | 4-2<br>BB                     |                                  |                              | 3-3<br>K                         |                               | 0-1<br>G4-3                      |                              | 1-2<br>F8                       |                              | 3                                | 0                             | 0                                | 0                             | 1                                | 1                            | 0                                |                              |                                 |                                  |                                    |                                  |        |  |  |  |  |  |
| 4 Angel Berroa, R (1, 6)<br>OBP: 0.336, SLG: 0.462   | 1-2<br>F8                     |                                  |                              | 2-0<br>L7                        |                               | 2-3<br>K                         |                              |                                 | 0-0<br>G3-1                  | 4                                | 0                             | 0                                | 0                             | 0                                | 1                            | 2                                |                              |                                 |                                  |                                    |                                  |        |  |  |  |  |  |
| Brent Mayne, L (1, 2)<br>OBP: 0.307, SLG: 0.340      |                               | 0-1<br>G5-4-3<br>1B              |                              | 0-0<br>G4-3                      |                               |                                  |                              | 0-1<br>F9                       |                              | 4                                | 0                             | 2                                | 0                             | 0                                | 0                            | 0                                |                              |                                 |                                  |                                    |                                  |        |  |  |  |  |  |
| Mendy López, R (1, 4)<br>OBP: 0.289, SLG: 0.397      |                               | 0-1<br>G5-4-3<br>1-2             |                              | 1-3<br>K                         |                               |                                  |                              | 0-0<br>FC1-6<br>1B              |                              | 4                                | 0                             | 1                                | 0                             | 0                                | 2                            | 2                                |                              |                                 |                                  |                                    |                                  |        |  |  |  |  |  |
| <b>Inning Stats</b>                                  | R: 2<br>E: 1<br>K: 0<br>S: 19 | H: 2<br>LOB: 2<br>BB: 1<br>P: 27 | R: 0<br>E: 0<br>K: 0<br>S: 8 | H: 2<br>LOB: 2<br>BB: 0<br>P: 12 | R: 0<br>E: 0<br>K: 1<br>S: 11 | H: 0<br>LOB: 0<br>BB: 0<br>P: 15 | R: 0<br>E: 0<br>K: 1<br>S: 5 | H: 0<br>LOB: 0<br>BB: 0<br>P: 8 | R: 0<br>E: 0<br>K: 0<br>S: 9 | H: 0<br>LOB: 0<br>BB: 0<br>P: 14 | R: 1<br>E: 0<br>K: 1<br>S: 10 | H: 1<br>LOB: 0<br>BB: 0<br>P: 13 | R: 0<br>E: 0<br>K: 0<br>S: 11 | H: 2<br>LOB: 2<br>BB: 0<br>P: 15 | R: 0<br>E: 0<br>K: 0<br>S: 9 | H: 0<br>LOB: 0<br>BB: 0<br>P: 13 | R: 0<br>E: 0<br>K: 1<br>S: 6 | H: 1<br>LOB: 1<br>BB: 0<br>P: 7 | 1B: 5<br>2B: 1<br>3B: 0<br>HR: 2 | SF: 1<br>SAC: 0<br>DP: 1<br>HBP: 1 | WP: 1<br>PB: 0<br>SB: 0<br>CS: 0 | PA: 37 |  |  |  |  |  |
| <b>PITCHER</b>                                       | IP                            | WLS                              | BF                           | H                                | R                             | ER                               | SO                           | BB                              | IBB                          | HBP                              | BLK                           | WP                               | HR                            | S                                | P                            | ERA                              | WHIP                         |                                 |                                  |                                    |                                  |        |  |  |  |  |  |
| 41 John Lackey, R (1, 1)<br>ERA: 4.84                | 7.0                           | L                                | 30                           | 7                                | 3                             | 2                                | 3                            | 1                               | 0                            | 1                                | 0                             | 1                                | 2                             | 73                               | 104                          | 2.57                             | 1.143                        |                                 |                                  |                                    |                                  |        |  |  |  |  |  |
| Gary Glover, R (8, 1)<br>ERA: 3.74                   | 1.0                           |                                  | 3                            | 0                                | 0                             | 0                                | 0                            | 0                               | 0                            | 0                                | 0                             | 0                                | 0                             | 9                                | 13                           | 0.00                             | 0.000                        |                                 |                                  |                                    |                                  |        |  |  |  |  |  |
| Derrick Turnbow, R (9, 1)<br>ERA: 1.69               | 1.0                           |                                  | 4                            | 1                                | 0                             | 0                                | 1                            | 0                               | 0                            | 0                                | 0                             | 0                                | 0                             | 6                                | 7                            | 0.00                             | 1.000                        |                                 |                                  |                                    |                                  |        |  |  |  |  |  |

Kansas City Royals @ Anaheim Angels  
Edison International Field, Anaheim, CA  
Sun Sep 07 2003, 4:05 PM EDT  
Att: 38,943 - Sunny - 88 F


AB 34  
R 3  
H 8  
RBI 3  
BB 1  
SO 4  
LOB 13



| Batter  | 1                            | 2                                | 3                             | 4                                | 5                             | 6                                | 7                             | 8                                | 9                            | AB                               | R                             | H                                | RBI                          | BB                              | SO                            | LOB                              | BOTTOM                       |                                 |                                  |                                    |                                  |        |  |  |  |  |  |
|---|------------------------------|----------------------------------|-------------------------------|----------------------------------|-------------------------------|----------------------------------|-------------------------------|----------------------------------|------------------------------|----------------------------------|-------------------------------|----------------------------------|------------------------------|---------------------------------|-------------------------------|----------------------------------|------------------------------|---------------------------------|----------------------------------|------------------------------------|----------------------------------|--------|--|--|--|--|--|
| 9 Chone Figgins, S (1, 8)<br>OBP: 0.372, SLG: 0.415     | 0-2<br>G3                    |                                  | 3-2<br>G1-3                   |                                  | 0-0<br>CS<br>1B               |                                  |                               | 2-3<br>K                         |                              | 4                                | 0                             | 1                                | 0                            | 0                               | 1                             | 0                                |                              |                                 |                                  |                                    |                                  |        |  |  |  |  |  |
| Adam Kennedy, L (1, 4)<br>OBP: 0.341, SLG: 0.401        | 1-1<br>1B                    |                                  | 1-0<br>16<br>1B<br>HBP        |                                  | 3-1<br>CS                     |                                  | 2-2<br>G3-1                   |                                  | 3-2<br>P4                    | 3                                | 0                             | 1                                | 0                            | 0                               | 0                             | 0                                |                              |                                 |                                  |                                    |                                  |        |  |  |  |  |  |
| 16 Garret Anderson, L (1, 10)<br>OBP: 0.345, SLG: 0.557 | 2-0<br>P5                    |                                  | 0-2<br>1-3<br>1B              |                                  | 1-1<br>F7                     |                                  | 1-1<br>F7                     |                                  | 1-0<br>F8                    | 4                                | 0                             | 1                                | 0                            | 0                               | 0                             | 1                                |                              |                                 |                                  |                                    |                                  |        |  |  |  |  |  |
| Scott Spiezio, S (1, 3)<br>OBP: 0.325, SLG: 0.464       | 1-1<br>F8                    |                                  | 3-2<br>G4-3                   |                                  | 0-2<br>2B                     |                                  |                               |                                  | 1-1<br>P4                    | 4                                | 0                             | 1                                | 0                            | 0                               | 0                             | 3                                |                              |                                 |                                  |                                    |                                  |        |  |  |  |  |  |
| Jeff DaVanon, S (1, 9)<br>OBP: 0.363, SLG: 0.473        |                              | 2-1<br>F8                        |                               | 1-0<br>G3                        |                               | 2-3<br>K                         |                               |                                  | 1-3<br>K                     | 4                                | 0                             | 0                                | 0                            | 0                               | 2                             | 1                                |                              |                                 |                                  |                                    |                                  |        |  |  |  |  |  |
| Shawn Woolen, R (1, 5)<br>OBP: 0.324, SLG: 0.370        |                              | 3-1<br>P6                        |                               | 3-2<br>P5                        |                               |                                  | 1-0<br>F7                     |                                  |                              | 3                                | 0                             | 0                                | 0                            | 0                               | 0                             | 0                                |                              |                                 |                                  |                                    |                                  |        |  |  |  |  |  |
| Wilson Delgado, S (1, 6)<br>OBP: 0.271, SLG: 0.253      |                              | 2-2<br>1B                        |                               | 3-2<br>P5                        |                               |                                  | 0-0<br>G4-3                   |                                  |                              | 3                                | 0                             | 1                                | 0                            | 0                               | 0                             | 0                                |                              |                                 |                                  |                                    |                                  |        |  |  |  |  |  |
| José Molina, R (1, 2)<br>OBP: 0.214, SLG: 0.240         |                              | 0-3<br>K                         |                               |                                  | 1-2<br>L6                     |                                  | 1-2<br>G6-3                   |                                  |                              | 2                                | 0                             | 0                                | 0                            | 0                               | 1                             | 1                                |                              |                                 |                                  |                                    |                                  |        |  |  |  |  |  |
| Adam Riggs, R (7, PH)<br>OBP: 0.358, SLG: 0.571         |                              |                                  |                               |                                  |                               |                                  |                               |                                  |                              | 1                                | 0                             | 0                                | 0                            | 0                               | 0                             | 0                                |                              |                                 |                                  |                                    |                                  |        |  |  |  |  |  |
| Eric Owens, R (1, 7)<br>OBP: 0.281, SLG: 0.293          |                              |                                  | 0-1<br>G6-3                   |                                  | 1-3<br>K                      |                                  |                               | 2-2<br>L4                        |                              | 3                                | 0                             | 0                                | 0                            | 0                               | 1                             | 0                                |                              |                                 |                                  |                                    |                                  |        |  |  |  |  |  |
| <b>Inning Stats</b>                                     | R: 0<br>E: 0<br>K: 0<br>S: 9 | H: 1<br>LOB: 1<br>BB: 0<br>P: 13 | R: 0<br>E: 0<br>K: 1<br>S: 11 | H: 1<br>LOB: 1<br>BB: 0<br>P: 18 | R: 0<br>E: 0<br>K: 0<br>S: 18 | H: 1<br>LOB: 2<br>BB: 0<br>P: 25 | R: 0<br>E: 0<br>K: 0<br>S: 10 | H: 0<br>LOB: 0<br>BB: 0<br>P: 17 | R: 0<br>E: 0<br>K: 1<br>S: 8 | H: 1<br>LOB: 0<br>BB: 0<br>P: 13 | R: 0<br>E: 0<br>K: 1<br>S: 11 | H: 1<br>LOB: 1<br>BB: 0<br>P: 16 | R: 0<br>E: 0<br>K: 0<br>S: 5 | H: 0<br>LOB: 0<br>BB: 0<br>P: 7 | R: 0<br>E: 0<br>K: 1<br>S: 12 | H: 0<br>LOB: 0<br>BB: 0<br>P: 19 | R: 0<br>E: 0<br>K: 1<br>S: 6 | H: 0<br>LOB: 0<br>BB: 0<br>P: 9 | 1B: 4<br>2B: 1<br>3B: 0<br>HR: 0 | SF: 0<br>SAC: 0<br>DP: 0<br>HBP: 1 | WP: 0<br>PB: 0<br>SB: 0<br>CS: 1 | PA: 33 |  |  |  |  |  |
| <b>PITCHER</b>  | IP                           | WLS                              | BF                            | H                                | R                             | ER                               | SO                            | BB                               | IBB                          | HBP                              | BLK                           | WP                               | HR                           | S                               | P                             | ERA                              | WHIP                         |                                 |                                  |                                    |                                  |        |  |  |  |  |  |
| Paul Abbott, R (1, 1)<br>ERA: 4.68                      | 7.0                          | W                                | 26                            | 5                                | 0                             | 0                                | 3                             | 0                                | 0                            | 1                                | 0                             | 0                                | 0                            | 18                              | 28                            | 0.00                             | 0.714                        |                                 |                                  |                                    |                                  |        |  |  |  |  |  |
| Jeremy Affeldt, L (8, 1)<br>ERA: 4.29                   | 2.0                          | S                                | 6                             | 0                                | 0                             | 0                                | 2                             | 0                                | 0                            | 0                                | 0                             | 0                                | 0                            | 18                              | 28                            | 0.00                             | 0.000                        |                                 |                                  |                                    |                                  |        |  |  |  |  |  |

Kansas City Royals @ Anaheim Angels  
Edison International Field, Anaheim, CA  
Sun Sep 07 2003, 4:05 PM EDT  
Att: 38,943 - Sunny - 88 F

AB 31  
R 0  
H 5  
RBI 0  
BB 0  
SO 5  
LOB 6

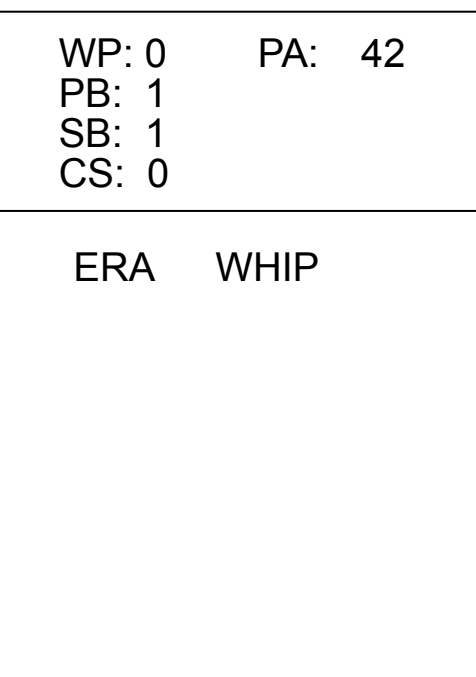




| Batter   | 1                             | 2                                | 3                            | 4                                | 5                             | 6                                | 7                            | 8                                | 9                             | AB                               | R                            | H                                | RBI                           | BB                               | SO                            | LOB                              | TOP                           |                                  |                                  |                                    |                                  |        |
|--|-------------------------------|----------------------------------|------------------------------|----------------------------------|-------------------------------|----------------------------------|------------------------------|----------------------------------|-------------------------------|----------------------------------|------------------------------|----------------------------------|-------------------------------|----------------------------------|-------------------------------|----------------------------------|-------------------------------|----------------------------------|----------------------------------|------------------------------------|----------------------------------|--------|
| <b>9 Chone Figgins, S</b><br>OBP: 0.368, SLG: 0.408    | F8                            |                                  | 1B                           |                                  |                               | P5                               | G4-3                         |                                  | L6                            | 5                                | 0                            | 1                                | 0                             | 0                                | 0                             | 1                                |                               |                                  |                                  |                                    |                                  |        |
| <b>Adam Kennedy, L</b><br>OBP: 0.339, SLG: 0.401       | L7                            |                                  | F8                           |                                  |                               | K2-3                             |                              | 2B                               | G3-1                          | 5                                | 1                            | 1                                | 0                             | 0                                | 1                             | 1                                |                               |                                  |                                  |                                    |                                  |        |
| <b>16 Garret Anderson, L</b><br>OBP: 0.347, SLG: 0.559 | K                             |                                  |                              | G3-1                             |                               | 2B                               |                              | 1B                               | 1B                            | 5                                | 0                            | 3                                | 1                             | 0                                | 1                             | 0                                |                               |                                  |                                  |                                    |                                  |        |
| <b>Scott Spiezio, S</b><br>OBP: 0.328, SLG: 0.464      |                               | 1B                               |                              | P6                               |                               |                                  |                              | G4-6-3                           | 1B                            | 4                                | 0                            | 2                                | 0                             | 1                                | 0                             | 1                                |                               |                                  |                                  |                                    |                                  |        |
| <b>Jeff DaVanon, S</b><br>OBP: 0.366, SLG: 0.476       | P6                            |                                  |                              | PB                               |                               | F9                               |                              | BB                               | BB                            | 3                                | 1                            | 1                                | 0                             | 2                                | 0                             | 3                                |                               |                                  |                                  |                                    |                                  |        |
| <b>Shawn Wooten, R</b><br>OBP: 0.326, SLG: 0.380       | K                             |                                  |                              | BB                               |                               |                                  |                              | 39 1B                            | BB                            | 4                                | 1                            | 1                                | 1                             | 1                                | 3                             | 5                                |                               |                                  |                                  |                                    |                                  |        |
| <b>39 Robb Quinlan, R</b><br>OBP: 0.341, SLG: 0.354    | K                             |                                  |                              |                                  |                               | K                                |                              | HR                               | BB                            | 4                                | 0                            | 1                                | 0                             | 0                                | 3                             | 1                                |                               |                                  |                                  |                                    |                                  |        |
| <b>Wilson Delgado, S</b><br>OBP: 0.270, SLG: 0.245     |                               |                                  | G3                           |                                  |                               | G4-3                             |                              |                                  | BB                            | 3                                | 0                            | 0                                | 1                             | 1                                | 0                             | 0                                |                               |                                  |                                  |                                    |                                  |        |
| <b>José Molina, R</b><br>OBP: 0.216, SLG: 0.240        |                               |                                  | G6-3                         |                                  |                               | L9                               |                              |                                  | G6-3                          | 4                                | 0                            | 1                                | 0                             | 0                                | 0                             | 3                                |                               |                                  |                                  |                                    |                                  |        |
| <b>Inning Stats</b>                                    | R: 0<br>E: 0<br>K: 1<br>S: 10 | H: 0<br>LOB: 0<br>BB: 0<br>P: 15 | R: 0<br>E: 0<br>K: 2<br>S: 9 | H: 1<br>LOB: 1<br>BB: 0<br>P: 11 | R: 0<br>E: 0<br>K: 0<br>S: 10 | H: 1<br>LOB: 1<br>BB: 0<br>P: 15 | R: 0<br>E: 0<br>K: 1<br>S: 7 | H: 0<br>LOB: 1<br>BB: 1<br>P: 12 | R: 0<br>E: 0<br>K: 1<br>S: 10 | H: 0<br>LOB: 0<br>BB: 0<br>P: 17 | R: 0<br>E: 0<br>K: 1<br>S: 8 | H: 1<br>LOB: 2<br>BB: 1<br>P: 18 | R: 1<br>E: 0<br>K: 1<br>S: 12 | H: 2<br>LOB: 1<br>BB: 0<br>P: 17 | R: 2<br>E: 0<br>K: 0<br>S: 11 | H: 4<br>LOB: 3<br>BB: 2<br>P: 25 | R: 0<br>E: 0<br>K: 1<br>S: 14 | H: 2<br>LOB: 3<br>BB: 1<br>P: 25 | 1B: 7<br>2B: 3<br>3B: 0<br>HR: 1 | SF: 0<br>SAC: 0<br>DP: 1<br>HBP: 0 | WP: 0<br>PB: 1<br>SB: 1<br>CS: 0 | PA: 42 |
| <b>PITCHER</b>   | IP                            | WLS                              | BF                           | H                                | R                             | ER                               | SO                           | BB                               | IBB                           | HBP                              | BLK                          | WP                               | HR                            | S                                | P                             | ERA                              | WHIP                          |                                  |                                  |                                    |                                  |        |
| <b>Tim Hudson, R</b><br>ERA: 2.61                      | 7.2                           | L                                | 35                           | 9                                | 3                             | 3                                | 7                            | 2                                | 2                             | 0                                | 0                            | 0                                | 1                             | 74                               | 127                           | 3.52                             | 1.435                         |                                  |                                  |                                    |                                  |        |
| <b>Chad Bradford, R</b><br>ERA: 3.04                   | 0.1                           |                                  | 1                            | 0                                | 0                             | 0                                | 0                            | 0                                | 0                             | 0                                | 0                            | 0                                | 0                             | 3                                | 3                             | 0.00                             | 0.000                         |                                  |                                  |                                    |                                  |        |
| <b>John Halama, L</b><br>ERA: 4.2                      | 0.2                           |                                  | 5                            | 2                                | 0                             | 0                                | 0                            | 1                                | 0                             | 0                                | 0                            | 0                                | 0                             | 11                               | 19                            | 0.00                             | 4.500                         |                                  |                                  |                                    |                                  |        |
| <b>Chad Harville, R</b><br>ERA: 4.88                   | 0.1                           |                                  | 1                            | 0                                | 0                             | 0                                | 1                            | 0                                | 0                             | 0                                | 0                            | 0                                | 0                             | 3                                | 6                             | 0.00                             | 0.000                         |                                  |                                  |                                    |                                  |        |

Anaheim Angels @ Oakland Athletics  
Network Associates Coliseum, Oakland, CA  
Mon Sep 08 2003, 10:05 PM EDT  
Att: 20,760 - Sunny - 68 F

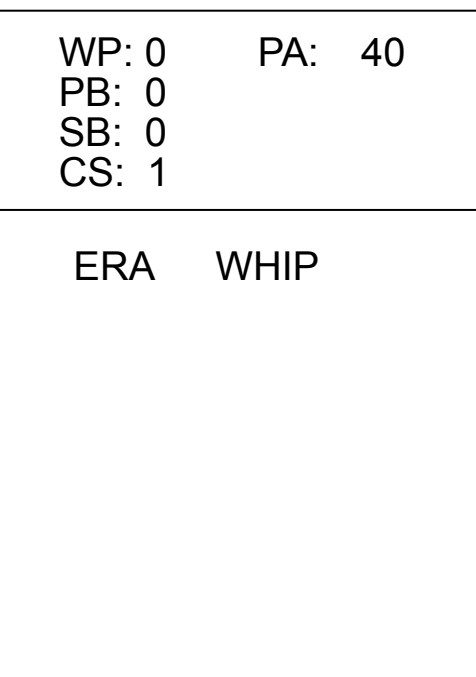
|     |    |
|-----|----|
| AB  | 37 |
| R   | 3  |
| H   | 11 |
| RBI | 3  |
| BB  | 5  |
| SO  | 8  |
| LOB | 15 |



| Batter  | 1                             | 2                                | 3                            | 4                                | 5                            | 6                                | 7                            | 8                                | 9                             | AB                               | R                            | H                                | RBI                          | BB                               | SO                            | LOB                              | BOTTOM                       |                                  |                                  |                                    |                                  |        |
|---|-------------------------------|----------------------------------|------------------------------|----------------------------------|------------------------------|----------------------------------|------------------------------|----------------------------------|-------------------------------|----------------------------------|------------------------------|----------------------------------|------------------------------|----------------------------------|-------------------------------|----------------------------------|------------------------------|----------------------------------|----------------------------------|------------------------------------|----------------------------------|--------|
| <b>Billy McMillon, L</b><br>OBP: 0.353, SLG: 0.424  | G4-3                          |                                  | F8                           | F7                               |                              | CS                               | SH5-4                        |                                  | K                             | 4                                | 0                            | 1                                | 0                            | 0                                | 0                             | 2                                |                              |                                  |                                  |                                    |                                  |        |
| <b>Chris Singleton, L</b><br>OBP: 0.302, SLG: 0.345 |                               |                                  |                              |                                  |                              |                                  | 2B                           |                                  | K                             | 1                                | 0                            | 0                                | 0                            | 0                                | 1                             | 0                                |                              |                                  |                                  |                                    |                                  |        |
| <b>Mark Ellis, R</b><br>OBP: 0.321, SLG: 0.372      | G4-3                          |                                  | HBP                          |                                  |                              | F9                               | SH5-4                        |                                  | K                             | 3                                | 0                            | 0                                | 0                            | 0                                | 1                             | 0                                |                              |                                  |                                  |                                    |                                  |        |
| <b>3 Eric Chavez, L</b><br>OBP: 0.351, SLG: 0.503   | 2B                            |                                  | 1B                           |                                  |                              | G5-3                             |                              |                                  | G3                            | 3                                | 1                            | 2                                | 0                            | 2                                | 0                             | 0                                |                              |                                  |                                  |                                    |                                  |        |
| <b>Miguel Tejada, R</b><br>OBP: 0.328, SLG: 0.462   | G6-3                          |                                  | F7                           |                                  |                              | G5-3                             |                              |                                  |                               | 4                                | 0                            | 0                                | 0                            | 0                                | 1                             | 7                                |                              |                                  |                                  |                                    |                                  |        |
| <b>Scott Hatteberg, L</b><br>OBP: 0.338, SLG: 0.387 |                               | FC4-6                            | F8                           |                                  |                              | 2B                               |                              |                                  | G4-3                          | 4                                | 0                            | 2                                | 1                            | 0                                | 0                             | 5                                |                              |                                  |                                  |                                    |                                  |        |
| <b>Jose Guillen, R</b><br>OBP: 0.384, SLG: 0.572    |                               | HBP                              |                              | G5-3                             |                              | P6                               |                              |                                  | G6-3                          | 2                                | 0                            | 0                                | 0                            | 1                                | 0                             | 1                                |                              |                                  |                                  |                                    |                                  |        |
| <b>Erbiel Durazo, L</b><br>OBP: 0.372, SLG: 0.416   | F7                            |                                  |                              | FC5-2                            |                              | CS                               |                              |                                  | K                             | 3                                | 0                            | 1                                | 0                            | 1                                | 1                             | 2                                |                              |                                  |                                  |                                    |                                  |        |
| <b>Jermaine Dye, R</b><br>OBP: 0.233, SLG: 0.211    | FC4-6                         |                                  |                              | G5-3                             |                              | K                                |                              |                                  | 1B                            | 4                                | 0                            | 1                                | 0                            | 0                                | 1                             | 5                                |                              |                                  |                                  |                                    |                                  |        |
| <b>Ramon Hernandez, R</b><br>OBP: 0.322, SLG: 0.445 | K                             |                                  |                              | FC5-2                            |                              | P4                               |                              |                                  | G1-3                          | 4                                | 0                            | 0                                | 0                            | 0                                | 1                             | 6                                |                              |                                  |                                  |                                    |                                  |        |
| <b>Inning Stats</b>                                 | R: 0<br>E: 0<br>K: 0<br>S: 10 | H: 1<br>LOB: 1<br>BB: 0<br>P: 13 | R: 0<br>E: 0<br>K: 1<br>S: 9 | H: 1<br>LOB: 2<br>BB: 0<br>P: 16 | R: 0<br>E: 0<br>K: 0<br>S: 8 | H: 1<br>LOB: 2<br>BB: 0<br>P: 14 | R: 0<br>E: 0<br>K: 0<br>S: 5 | H: 0<br>LOB: 2<br>BB: 2<br>P: 13 | R: 1<br>E: 0<br>K: 0<br>S: 14 | H: 1<br>LOB: 1<br>BB: 1<br>P: 23 | R: 0<br>E: 0<br>K: 1<br>S: 8 | H: 1<br>LOB: 0<br>BB: 0<br>P: 13 | R: 0<br>E: 0<br>K: 1<br>S: 8 | H: 1<br>LOB: 3<br>BB: 1<br>P: 17 | R: 0<br>E: 0<br>K: 1<br>S: 13 | H: 1<br>LOB: 1<br>BB: 0<br>P: 18 | R: 0<br>E: 0<br>K: 2<br>S: 9 | H: 0<br>LOB: 0<br>BB: 0<br>P: 11 | 1B: 3<br>2B: 4<br>3B: 0<br>HR: 0 | SF: 0<br>SAC: 1<br>DP: 0<br>HBP: 2 | WP: 0<br>PB: 0<br>SB: 0<br>CS: 1 | PA: 40 |
| <b>PITCHER</b>                                      | IP                            | WLS                              | BF                           | H                                | R                            | ER                               | SO                           | BB                               | IBB                           | HBP                              | BLK                          | WP                               | HR                           | S                                | P                             | ERA                              | WHIP                         |                                  |                                  |                                    |                                  |        |
| <b>Aaron Sele, R</b><br>ERA: 5.7                    | 5.0                           |                                  | 24                           | 4                                | 1                            | 1                                | 1                            | 3                                | 0                             | 2                                | 0                            | 0                                | 0                            | 46                               | 79                            | 1.80                             | 1.400                        |                                  |                                  |                                    |                                  |        |
| <b>Ben Weber, R</b><br>ERA: 2.83                    | 1.1                           |                                  | 6                            | 2                                | 0                            | 0                                | 1                            | 0                                | 1                             | 0                                | 0                            | 0                                | 0                            | 12                               | 24                            | 0.00                             | 1.500                        |                                  |                                  |                                    |                                  |        |
| <b>Francisco Rodriguez, R</b><br>ERA: 2.65          | 1.2                           | W                                | 6                            | 1                                | 0                            | 0                                | 2                            | 0                                | 0                             | 0                                | 0                            | 0                                | 0                            | 17                               | 24                            | 0.00                             | 0.600                        |                                  |                                  |                                    |                                  |        |
| <b>Troy Percival, R</b><br>ERA: 3.5                 | 1.0                           | S                                | 3                            | 0                                | 0                            | 0                                | 2                            | 0                                | 0                             | 0                                | 0                            | 0                                | 0                            | 9                                | 11                            | 0.00                             | 0.000                        |                                  |                                  |                                    |                                  |        |

Anaheim Angels @ Oakland Athletics  
Network Associates Coliseum, Oakland, CA  
Mon Sep 08 2003, 10:05 PM EDT  
Att: 20,760 - Sunny - 68 F

|     |    |
|-----|----|
| AB  | 32 |
| R   | 1  |
| H   | 7  |
| RBI | 1  |
| BB  | 4  |
| SO  | 6  |
| LOB | 28 |





| Batter   | 1                             | 2                                | 3                            | 4                               | 5                             | 6                                | 7                             | 8                                | 9                            | AB                              | R                            | H                                | RBI                           | BB                               | SO                           | LOB                              | TOP   |                              |                                  |                                  |                                    |                                  |        |  |  |  |  |
|--|-------------------------------|----------------------------------|------------------------------|---------------------------------|-------------------------------|----------------------------------|-------------------------------|----------------------------------|------------------------------|---------------------------------|------------------------------|----------------------------------|-------------------------------|----------------------------------|------------------------------|----------------------------------|---|------------------------------|----------------------------------|----------------------------------|------------------------------------|----------------------------------|--------|--|--|--|--|
| <b>9 Chone Figgins, S</b><br>OBP: 0.370, SLG: 0.407  | L7                            |                                  | SAFE<br>1-2<br>BB<br>BB      |                                 | L8                            |                                  |                               | 1B                               |                              | 3                               | 0                            | 1                                | 0                             | 1                                | 0                            | 0                                | <b>Anaheim Angels @ Oakland Athletics</b><br>Network Associates Coliseum, Oakland, CA<br>Tue Sep 09 2003, 10:05 PM EDT<br>Att: 17,253 - Cloudy - 68 F |                              |                                  |                                  |                                    |                                  |        |  |  |  |  |
| <b>Jeff DaVanon, S</b><br>OBP: 0.365, SLG: 0.471   | F8                            |                                  | 1-2<br>FC5-4<br>BB           |                                 | F7                            |                                  |                               | P2                               |                              | 3                               | 0                            | 0                                | 0                             | 1                                | 0                            | 1                                |   |                              |                                  |                                  |                                    |                                  |        |  |  |  |  |
| <b>16 Garret Anderson, L</b><br>OBP: 0.345, SLG: 0.556<br><b>Adam Riggs, R</b><br>OBP: 0.362, SLG: 0.560 | G6-3                          |                                  | 1-2<br>FC5-4<br>BB           |                                 | G6-3                          |                                  |                               | F8                               |                              | 3                               | 0                            | 0                                | 0                             | 0                                | 0                            | 3                                |   |                              |                                  |                                  |                                    |                                  |        |  |  |  |  |
| <b>Tim Salmon, R</b><br>OBP: 0.367, SLG: 0.444   |                               |                                  | 1-2<br>FC5-4<br>BB           |                                 | G6-3                          |                                  |                               | G1-3                             |                              | 4                               | 0                            | 1                                | 0                             | 0                                | 0                            | 1                                |   |                              |                                  |                                  |                                    |                                  |        |  |  |  |  |
| <b>Scott Spiezio, S</b><br>OBP: 0.326, SLG: 0.461<br><b>39 Robb Quinlan, R</b><br>OBP: 0.349, SLG: 0.388 | G3                            |                                  | 1-2<br>FC5-4<br>BB           |                                 | P2                            |                                  |                               | G6-3                             |                              | 3                               | 0                            | 0                                | 0                             | 0                                | 0                            | 1                                |   |                              |                                  |                                  |                                    |                                  |        |  |  |  |  |
| <b>Shawn Wooten, R</b><br>OBP: 0.322, SLG: 0.376<br><b>Trent Durrington, R</b><br>OBP: 0.371, SLG: 0.250 | K                             |                                  | 1-2<br>FC5-4<br>BB           |                                 | K                             |                                  |                               | G6-3                             |                              | 3                               | 0                            | 0                                | 0                             | 0                                | 3                            | 1                                |   |                              |                                  |                                  |                                    |                                  |        |  |  |  |  |
| <b>Adam Kennedy, L</b><br>OBP: 0.342, SLG: 0.403<br><b>Barry Wesson, R</b><br>OBP: 0.349, SLG: 0.388     |                               |                                  | 1-2<br>FC5-4<br>BB           |                                 | G4-3                          |                                  |                               | G5-3                             |                              | 3                               | 0                            | 2                                | 0                             | 0                                | 0                            | 1                                |   |                              |                                  |                                  |                                    |                                  |        |  |  |  |  |
| <b>Wilson Delgado, S</b><br>OBP: 0.270, SLG: 0.245   |                               |                                  | 1-2<br>FC5-4<br>BB           |                                 | K                             |                                  |                               | K                                |                              | 4                               | 0                            | 1                                | 0                             | 0                                | 2                            | 1                                |   |                              |                                  |                                  |                                    |                                  |        |  |  |  |  |
| <b>Tom Gregorio, R</b><br>OBP: 0.333, SLG: 0.333   |                               |                                  | 1-2<br>FC5-4<br>BB           |                                 | K                             |                                  |                               | F9                               |                              | 3                               | 0                            | 0                                | 0                             | 0                                | 2                            | 3                                |   |                              |                                  |                                  |                                    |                                  |        |  |  |  |  |
| <b>Inning Stats</b>  | R: 0<br>E: 0<br>K: 1<br>S: 10 | H: 0<br>LOB: 0<br>BB: 0<br>P: 15 | R: 0<br>E: 0<br>K: 1<br>S: 6 | H: 0<br>LOB: 0<br>BB: 0<br>P: 9 | R: 0<br>E: 0<br>K: 2<br>S: 13 | H: 1<br>LOB: 3<br>BB: 2<br>P: 26 | R: 0<br>E: 0<br>K: 1<br>S: 10 | H: 1<br>LOB: 1<br>BB: 0<br>P: 12 | R: 0<br>E: 0<br>K: 1<br>S: 7 | H: 0<br>LOB: 0<br>BB: 0<br>P: 9 | R: 0<br>E: 0<br>K: 1<br>S: 7 | H: 0<br>LOB: 2<br>BB: 0<br>P: 12 | R: 0<br>E: 0<br>K: 1<br>S: 13 | H: 2<br>LOB: 2<br>BB: 0<br>P: 19 | R: 0<br>E: 0<br>K: 1<br>S: 9 | H: 1<br>LOB: 1<br>BB: 0<br>P: 14 |   | R: 1<br>E: 0<br>K: 1<br>S: 9 | H: 1<br>LOB: 0<br>BB: 0<br>P: 14 | 1B: 5<br>2B: 0<br>3B: 1<br>HR: 0 | SF: 0<br>SAC: 0<br>DP: 0<br>HBP: 0 | WP: 0<br>PB: 0<br>SB: 1<br>CS: 0 | PA: 35 |  |  |  |  |
| <b>PITCHER</b>   | IP                            | WLS                              | BF                           | H                               | R                             | ER                               | SO                            | BB                               | IBB                          | HBP                             | BLK                          | WP                               | HR                            | S                                | P                            | ERA                              | WHIP  |                              |                                  |                                  |                                    |                                  |        |  |  |  |  |
| <b>58 Justin Duchschere, R</b><br>ERA: 4.78  | (1, 1)                        | 7.0                              | W                            | 27                              | 4                             | 0                                | 6                             | 2                                | 0                            | 0                               | 0                            | 0                                | 0                             | 66                               | 102                          | 0.00                             | 0.857   |                              |                                  |                                  |                                    |                                  |        |  |  |  |  |
| <b>Steve Sparks, R</b><br>ERA: 4.78  | (8, 1)                        | 1.0                              |                              | 4                               | 1                             | 0                                | 0                             | 0                                | 0                            | 0                               | 0                            | 0                                | 0                             | 9                                | 14                           | 0.00                             | 1.000   |                              |                                  |                                  |                                    |                                  |        |  |  |  |  |
| <b>Keith Foulke, R</b><br>ERA: 2.19  | (9, 1)                        | 1.0                              |                              | 4                               | 1                             | 1                                | 1                             | 0                                | 0                            | 0                               | 0                            | 0                                | 0                             | 9                                | 14                           | 9.00                             | 1.000   |                              |                                  |                                  |                                    |                                  |        |  |  |  |  |

| Batter   | 1                             | 2                                | 3                            | 4                                | 5                             | 6                                | 7                             | 8                                | 9                            | AB                               | R                             | H                                | RBI                           | BB                               | SO                           | LOB                              | BOTTOM  |                              |                                  |                                  |                                    |                                  |        |  |  |  |  |  |
|--|-------------------------------|----------------------------------|------------------------------|----------------------------------|-------------------------------|----------------------------------|-------------------------------|----------------------------------|------------------------------|----------------------------------|-------------------------------|----------------------------------|-------------------------------|----------------------------------|------------------------------|----------------------------------|---|------------------------------|----------------------------------|----------------------------------|------------------------------------|----------------------------------|--------|--|--|--|--|--|
| <b>Mark Ellis, R</b><br>OBP: 0.321, SLG: 0.371   | K                             |                                  | K                            | 3 BB<br>2B                       |                               | F7                               |                               |                                  |                              | 4                                | 1                             | 1                                | 0                             | 0                                | 2                            | 2                                | <b>Anaheim Angels @ Oakland Athletics</b><br>Network Associates Coliseum, Oakland, CA<br>Tue Sep 09 2003, 10:05 PM EDT<br>Att: 17,253 - Cloudy - 68 F |                              |                                  |                                  |                                    |                                  |        |  |  |  |  |  |
| <b>Erubiel Durazo, L</b><br>OBP: 0.374, SLG: 0.418   | G6-3                          |                                  | 3 G3<br>HR                   | 3 BB<br>2B                       |                               | G4-3                             |                               |                                  |                              | 2                                | 1                             | 1                                | 0                             | 2                                | 0                            | 0                                |   |                              |                                  |                                  |                                    |                                  |        |  |  |  |  |  |
| <b>3 Eric Chavez, L</b><br>OBP: 0.350, SLG: 0.593<br><b>Frank Menechino, R</b><br>OBP: 0.372, SLG: 0.297   | G6-3                          |                                  | G3                           |                                  |                               | G4-3                             |                               |                                  |                              | 4                                | 0                             | 1                                | 3                             | 0                                | 0                            | 3                                |   |                              |                                  |                                  |                                    |                                  |        |  |  |  |  |  |
| <b>Miguel Tejada, R</b><br>OBP: 0.329, SLG: 0.467<br><b>7 Bobby Crosby, R</b>                              | L9                            |                                  | 2H<br>3H<br>HR               | FC5-4<br>BB                      |                               |                                  |                               | K                                |                              | 3                                | 1                             | 1                                | 3                             | 1                                | 1                            | 1                                |   |                              |                                  |                                  |                                    |                                  |        |  |  |  |  |  |
| <b>Scott Hatteberg, L</b><br>OBP: 0.338, SLG: 0.385  |                               |                                  | F7                           | P6                               |                               |                                  |                               | K                                |                              | 3                                | 0                             | 0                                | 0                             | 1                                | 1                            | 3                                |   |                              |                                  |                                  |                                    |                                  |        |  |  |  |  |  |
| <b>Jose Guillen, R</b><br>OBP: 0.361, SLG: 0.567   | G6-4-3                        |                                  | G6-3                         | FC5-4                            |                               |                                  |                               | K                                |                              | 4                                | 0                             | 0                                | 0                             | 0                                | 1                            | 4                                |   |                              |                                  |                                  |                                    |                                  |        |  |  |  |  |  |
| <b>Ramon Hernandez, R</b><br>OBP: 0.322, SLG: 0.451<br><b>17 Adam Melhuse, S</b><br>OBP: 0.315, SLG: 0.544 | K                             |                                  | G5-3                         | HR                               |                               |                                  |                               | G4-3                             |                              | 3                                | 1                             | 1                                | 1                             | 0                                | 1                            | 0                                |   |                              |                                  |                                  |                                    |                                  |        |  |  |  |  |  |
| <b>Jemaine Dye, R</b><br>OBP: 0.238, SLG: 0.235  |                               |                                  | BB<br>3 G3                   | HR                               |                               |                                  |                               | G5-3                             |                              | 4                                | 2                             | 2                                | 1                             | 0                                | 1                            | 0                                |   |                              |                                  |                                  |                                    |                                  |        |  |  |  |  |  |
| <b>Eric Byrnes, R</b><br>OBP: 0.338, SLG: 0.481  |                               |                                  | 3 G3<br>HR                   | BB<br>3 BB                       |                               |                                  |                               | L8                               |                              | 3                                | 2                             | 1                                | 0                             | 1                                | 0                            | 0                                |   |                              |                                  |                                  |                                    |                                  |        |  |  |  |  |  |
| <b>Inning Stats</b>  | R: 0<br>E: 0<br>K: 1<br>S: 10 | H: 1<br>LOB: 1<br>BB: 0<br>P: 14 | R: 0<br>E: 0<br>K: 1<br>S: 9 | H: 0<br>LOB: 0<br>BB: 1<br>P: 15 | R: 4<br>E: 0<br>K: 1<br>S: 15 | H: 3<br>LOB: 0<br>BB: 1<br>P: 28 | R: 4<br>E: 0<br>K: 0<br>S: 14 | H: 4<br>LOB: 3<br>BB: 3<br>P: 32 | R: 0<br>E: 0<br>K: 1<br>S: 8 | H: 0<br>LOB: 0<br>BB: 0<br>P: 12 | R: 0<br>E: 0<br>K: 0<br>S: 11 | H: 0<br>LOB: 0<br>BB: 0<br>P: 17 | R: 0<br>E: 0<br>K: 3<br>S: 10 | H: 0<br>LOB: 0<br>BB: 0<br>P: 17 | R: 0<br>E: 0<br>K: 0<br>S: 8 | H: 0<br>LOB: 0<br>BB: 0<br>P: 13 |   | R: 0<br>E: 0<br>K: 0<br>S: 8 | H: 0<br>LOB: 0<br>BB: 0<br>P: 13 | 1B: 3<br>2B: 2<br>3B: 0<br>HR: 3 | SF: 0<br>SAC: 0<br>DP: 1<br>HBP: 0 | WP: 0<br>PB: 0<br>SB: 0<br>CS: 0 | PA: 36 |  |  |  |  |  |
| <b>PITCHER</b>   | IP                            | WLS                              | BF                           | H                                | R                             | ER                               | SO                            | BB                               | IBB                          | HBP                              | BLK                           | WP                               | HR                            | S                                | P                            | ERA                              | WHIP  |                              |                                  |                                  |                                    |                                  |        |  |  |  |  |  |
| <b>Chris Bootcheck, R</b><br>ERA: 21.6   | (1, 1)                        | 3.1                              | L                            | 19                               | 7                             | 8                                | 8                             | 3                                | 0                            | 0                                | 0                             | 0                                | 0                             | 3                                | 40                           | 69                               | 21.60   | 3.000                        |                                  |                                  |                                    |                                  |        |  |  |  |  |  |
| <b>Greg Jones, R</b><br>ERA: 3.27  | (4, 1)                        | 1.2                              |                              | 8                                | 1                             | 0                                | 0                             | 1                                | 2                            | 0                                | 0                             | 0                                | 0                             | 16                               | 32                           | 0.00                             | 1.800   |                              |                                  |                                  |                                    |                                  |        |  |  |  |  |  |
| <b>Derrick Turnbow, R</b><br>ERA: 1.23   | (6, 1)                        | 2.0                              |                              | 6                                | 0                             | 0                                | 0                             | 3                                | 0                            | 0                                | 0                             | 0                                | 0                             | 21                               | 34                           | 0.00                             | 0.000   |                              |                                  |                                  |                                    |                                  |        |  |  |  |  |  |
| <b>Gary Glover, R</b><br>ERA: 3.67   | (8, 1)                        | 1.0                              |                              | 3                                | 0                             | 0                                | 0                             | 0                                | 0                            | 0                                | 0                             | 0                                | 0                             | 8                                | 13                           | 0.00                             | 0.000   |                              |                                  |                                  |                                    |                                  |        |  |  |  |  |  |

AB 33  
R 1  
H 6  
RBI 1  
BB 2  
SO 7  
LOB 14



AB 31  
R 8  
H 8  
RBI 8  
BB 5  
SO 7  
LOB 13





| Batter  | 1                             | 2                                | 3                            | 4                                | 5                             | 6                                | 7                             | 8                                | 9                             | AB                               | R                            | H                                | RBI                          | BB                               | SO                           | LOB                              | TOP  |                                  |                                  |                                    |                                  |        |
|---|-------------------------------|----------------------------------|------------------------------|----------------------------------|-------------------------------|----------------------------------|-------------------------------|----------------------------------|-------------------------------|----------------------------------|------------------------------|----------------------------------|------------------------------|----------------------------------|------------------------------|----------------------------------|--|----------------------------------|----------------------------------|------------------------------------|----------------------------------|--------|
| <b>9 Chone Figgins, S</b><br>OBP: 0.363, SLG: 0.398   | G6-3                          |                                  | G5-3                         |                                  |                               |                                  |                               | B5-3                             |                               | 4                                | 0                            | 0                                | 0                            | 0                                | 1                            | 4                                | <b>Anaheim Angels @ Oakland Athletics</b><br>Network Associates Coliseum, Oakland, CA<br>Wed Sep 10 2003, 10:05 PM EDT<br>Att: 31,359 - Sunny - 73 F |                                  |                                  |                                    |                                  |        |
| <b>Eric Owens, R</b><br>OBP: 0.289, SLG: 0.301<br><b>Tom Gregorio, R</b><br>OBP: 0.333, SLG: 0.333  | F8                            |                                  |                              | 1B                               |                               |                                  |                               | 1B                               |                               | 4                                | 0                            | 3                                | 0                            | 0                                | 0                            | 0                                |  |                                  |                                  |                                    |                                  |        |
| <b>16 Garret Anderson, L</b><br>OBP: 0.343, SLG: 0.552  | F8                            |                                  |                              | P6                               |                               |                                  |                               | P5                               |                               | 4                                | 0                            | 0                                | 0                            | 0                                | 0                            | 3                                |  |                                  |                                  |                                    |                                  |        |
| <b>Tim Salmon, R</b><br>OBP: 0.364, SLG: 0.440  |                               | F8                               |                              | P2                               |                               |                                  |                               |                                  |                               | 4                                | 0                            | 0                                | 0                            | 0                                | 0                            | 2                                |  |                                  |                                  |                                    |                                  |        |
| <b>Scott Spiezio, S</b><br>OBP: 0.326, SLG: 0.460   |                               |                                  |                              |                                  |                               |                                  |                               |                                  |                               | 4                                | 0                            | 1                                | 0                            | 0                                | 2                            | 1                                |  |                                  |                                  |                                    |                                  |        |
| <b>Shawn Wooten, R</b><br>OBP: 0.321, SLG: 0.373  |                               |                                  |                              |                                  |                               |                                  |                               |                                  |                               | 4                                | 0                            | 1                                | 0                            | 0                                | 1                            | 1                                |  |                                  |                                  |                                    |                                  |        |
| <b>David Eckstein, R</b><br>OBP: 0.328, SLG: 0.325  |                               |                                  |                              |                                  |                               |                                  |                               |                                  |                               | 2                                | 0                            | 0                                | 0                            | 1                                | 0                            | 1                                |  |                                  |                                  |                                    |                                  |        |
| <b>Adam Kennedy, L</b><br>OBP: 0.344, SLG: 0.404  |                               |                                  |                              |                                  |                               |                                  |                               |                                  |                               | 2                                | 0                            | 1                                | 0                            | 1                                | 0                            | 1                                |  |                                  |                                  |                                    |                                  |        |
| <b>José Molina, R</b><br>OBP: 0.212, SLG: 0.235<br><b>Wilson Delgado, S</b><br>OBP: 0.276, SLG: 0.252<br><b>Barry Wesson, R</b><br>OBP: 0.276, SLG: 0.252 |                               |                                  |                              |                                  |                               |                                  |                               |                                  |                               | 2                                | 0                            | 0                                | 0                            | 0                                | 1                            | 3                                |  |                                  |                                  |                                    |                                  |        |
| <b>Inning Stats</b>   | R: 0<br>E: 0<br>K: 0<br>S: 11 | H: 0<br>LOB: 0<br>BB: 0<br>P: 14 | R: 0<br>E: 0<br>K: 2<br>S: 7 | H: 0<br>LOB: 0<br>BB: 0<br>P: 10 | R: 0<br>E: 0<br>K: 1<br>S: 13 | H: 1<br>LOB: 1<br>BB: 0<br>P: 19 | R: 0<br>E: 0<br>K: 1<br>S: 11 | H: 1<br>LOB: 1<br>BB: 0<br>P: 16 | R: 0<br>E: 1<br>K: 1<br>S: 13 | H: 1<br>LOB: 2<br>BB: 1<br>P: 19 | R: 0<br>E: 0<br>K: 0<br>S: 6 | H: 1<br>LOB: 0<br>BB: 0<br>P: 10 | R: 0<br>E: 0<br>K: 0<br>S: 5 | H: 0<br>LOB: 1<br>BB: 1<br>P: 10 | R: 0<br>E: 0<br>K: 0<br>S: 8 | H: 2<br>LOB: 1<br>BB: 0<br>P: 12 | R: 0<br>E: 0<br>K: 0<br>S: 5   | H: 1<br>LOB: 0<br>BB: 0<br>P: 10 | 1B: 7<br>2B: 1<br>3B: 0<br>HR: 0 | SF: 0<br>SAC: 0<br>DP: 3<br>HBP: 0 | WP: 0<br>PB: 0<br>SB: 3<br>CS: 0 | PA: 33 |
| <b>PITCHER</b>  | IP                            | WLS                              | BF                           | H                                | R                             | ER                               | SO                            | BB                               | IBB                           | HBP                              | BLK                          | WP                               | HR                           | S                                | P                            | ERA                              | WHIP   |                                  |                                  |                                    |                                  |        |
| <b>Ted Lilly, L</b><br>ERA: 4.46  | 5.1                           | W                                | 21                           | 4                                | 0                             | 0                                | 5                             | 1                                | 0                             | 0                                | 0                            | 0                                | 0                            | 58                               | 83                           | 0.00                             | 0.938  |                                  |                                  |                                    |                                  |        |
| <b>Chad Bradford, R</b><br>ERA: 2.99  | 1.1                           | H                                | 4                            | 0                                | 0                             | 0                                | 0                             | 1                                | 0                             | 0                                | 0                            | 0                                | 0                            | 7                                | 14                           | 0.00                             | 0.750  |                                  |                                  |                                    |                                  |        |
| <b>John Halama, L</b><br>ERA: 4.19  | 0.1                           | H                                | 1                            | 0                                | 0                             | 0                                | 0                             | 0                                | 0                             | 0                                | 0                            | 0                                | 0                            | 1                                | 1                            | 0.00                             | 0.000  |                                  |                                  |                                    |                                  |        |
| <b>Jim Mecir, R</b><br>ERA: 4.96  | 1.0                           | H                                | 4                            | 2                                | 0                             | 0                                | 0                             | 0                                | 0                             | 0                                | 0                            | 0                                | 0                            | 8                                | 12                           | 0.00                             | 2.000  |                                  |                                  |                                    |                                  |        |
| <b>Keith Foulke, R</b><br>ERA: 2.19   | 1.0                           | S                                | 3                            | 1                                | 0                             | 0                                | 0                             | 0                                | 0                             | 0                                | 0                            | 0                                | 0                            | 5                                | 10                           | 0.00                             | 1.000  |                                  |                                  |                                    |                                  |        |

| Batter  | 1                            | 2                               | 3                            | 4                                | 5                            | 6                                | 7                             | 8                                | 9                             | AB                               | R                             | H                                | RBI                          | BB                               | SO                           | LOB                             | BOTTOM   |                                    |                                  |        |  |  |
|---|------------------------------|---------------------------------|------------------------------|----------------------------------|------------------------------|----------------------------------|-------------------------------|----------------------------------|-------------------------------|----------------------------------|-------------------------------|----------------------------------|------------------------------|----------------------------------|------------------------------|---------------------------------|--|------------------------------------|----------------------------------|--------|--|--|
| <b>Mark Ellis, R</b><br>OBP: 0.318, SLG: 0.368      |                              |                                 | G5-3                         |                                  |                              |                                  |                               | F8                               |                               | 4                                | 0                             | 0                                | 0                            | 0                                | 1                            | 0                               | <b>Anaheim Angels @ Oakland Athletics</b><br>Network Associates Coliseum, Oakland, CA<br>Wed Sep 10 2003, 10:05 PM EDT<br>Att: 31,359 - Sunny - 73 F |                                    |                                  |        |  |  |
| <b>Erubiel Durazo, L</b><br>OBP: 0.377, SLG: 0.423  |                              |                                 |                              |                                  |                              |                                  |                               |                                  |                               | 4                                | 1                             | 3                                | 0                            | 0                                | 0                            | 0                               |  |                                    |                                  |        |  |  |
| <b>3 Eric Chavez, L</b><br>OBP: 0.350, SLG: 0.505   |                              |                                 |                              |                                  |                              |                                  |                               |                                  |                               | 4                                | 1                             | 1                                | 1                            | 0                                | 1                            | 2                               |  |                                    |                                  |        |  |  |
| <b>Miguel Tejada, R</b><br>OBP: 0.330, SLG: 0.469   |                              |                                 |                              |                                  |                              |                                  |                               |                                  |                               | 4                                | 1                             | 2                                | 1                            | 0                                | 0                            | 2                               |  |                                    |                                  |        |  |  |
| <b>Scott Hatteberg, L</b><br>OBP: 0.335, SLG: 0.382 |                              |                                 |                              |                                  |                              |                                  |                               |                                  |                               | 4                                | 0                             | 0                                | 0                            | 0                                | 1                            | 4                               |  |                                    |                                  |        |  |  |
| <b>Jose Guillen, R</b><br>OBP: 0.380, SLG: 0.566    |                              |                                 |                              |                                  |                              |                                  |                               |                                  |                               | 4                                | 0                             | 1                                | 1                            | 0                                | 1                            | 0                               |  |                                    |                                  |        |  |  |
| <b>Ramon Hernandez, R</b><br>OBP: 0.320, SLG: 0.448 |                              |                                 |                              |                                  |                              |                                  |                               |                                  |                               | 3                                | 0                             | 0                                | 0                            | 0                                | 1                            | 1                               |  |                                    |                                  |        |  |  |
| <b>Jemaine Dye, R</b><br>OBP: 0.245, SLG: 0.238     |                              |                                 |                              |                                  |                              |                                  |                               |                                  |                               | 2                                | 0                             | 1                                | 0                            | 0                                | 1                            | 0                               |  |                                    |                                  |        |  |  |
| <b>Eric Byrnes, R</b><br>OBP: 0.336, SLG: 0.477     |                              |                                 |                              |                                  |                              |                                  |                               |                                  |                               | 3                                | 0                             | 0                                | 0                            | 0                                | 1                            | 3                               |  |                                    |                                  |        |  |  |
| <b>Inning Stats</b>                                 | R: 0<br>E: 0<br>K: 1<br>S: 8 | H: 1<br>LOB: 1<br>BB: 0<br>P: 9 | R: 0<br>E: 0<br>K: 1<br>S: 9 | H: 0<br>LOB: 0<br>BB: 0<br>P: 13 | R: 0<br>E: 0<br>K: 1<br>S: 8 | H: 0<br>LOB: 0<br>BB: 0<br>P: 11 | R: 3<br>E: 0<br>K: 2<br>S: 13 | H: 4<br>LOB: 2<br>BB: 0<br>P: 22 | R: 0<br>E: 1<br>K: 1<br>S: 13 | H: 1<br>LOB: 1<br>BB: 0<br>P: 21 | R: 0<br>E: 0<br>K: 1<br>S: 16 | H: 1<br>LOB: 1<br>BB: 0<br>P: 22 | R: 0<br>E: 0<br>K: 0<br>S: 7 | H: 0<br>LOB: 0<br>BB: 0<br>P: 13 | R: 0<br>E: 0<br>K: 0<br>S: 4 | H: 1<br>LOB: 0<br>BB: 0<br>P: 6 | 1B: 4<br>2B: 3<br>3B: 1<br>HR: 0   | SF: 0<br>SAC: 0<br>DP: 1<br>HBP: 1 | WP: 0<br>PB: 0<br>SB: 0<br>CS: 0 | PA: 33 |  |  |
| <b>PITCHER</b>                                      | IP                           | WLS                             | BF                           | H                                | R                            | ER                               | SO                            | BB                               | IBB                           | HBP                              | BLK                           | WP                               | HR                           | S                                | P                            | ERA                             | WHIP   |                                    |                                  |        |  |  |
| <b>Jarrod Washburn, L</b><br>ERA: 4.33              | 7.0                          | L                               | 30                           | 7                                | 3                            | 3                                | 7                             | 0                                | 0                             | 1                                | 0                             | 0                                | 0                            | 74                               | 111                          | 3.86                            | 1.000  |                                    |                                  |        |  |  |
| <b>Derrick Turnbow, R</b><br>ERA: 1.09              | 1.0                          |                                 | 3                            | 1                                | 0                            | 0                                | 0                             | 0                                | 0                             | 0                                | 0                             | 0                                | 0                            | 4                                | 6                            | 0.00                            | 1.000  |                                    |                                  |        |  |  |

|     |    |
|-----|----|
| AB  | 31 |
| R   | 0  |
| H   | 7  |
| RBI | 0  |
| BB  | 2  |
| SO  | 5  |
| LOB | 16 |



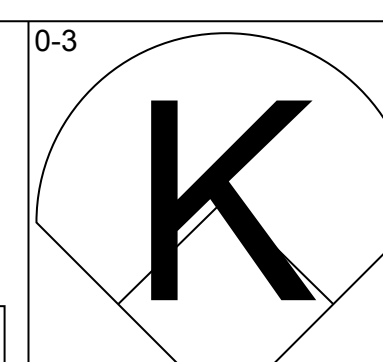
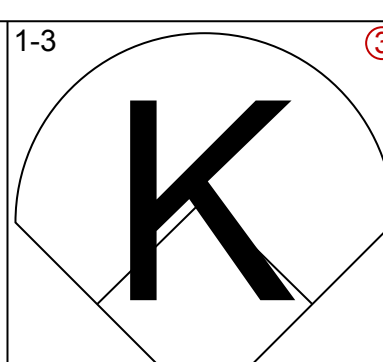
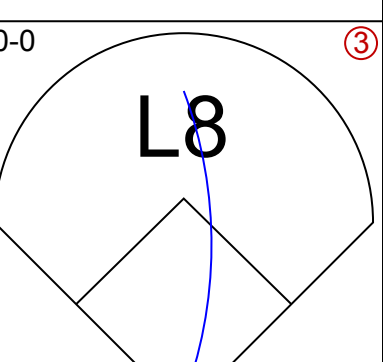
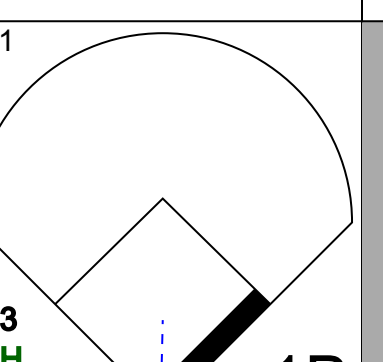
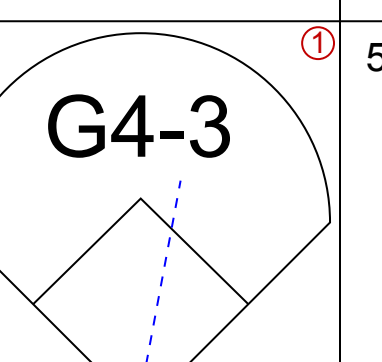
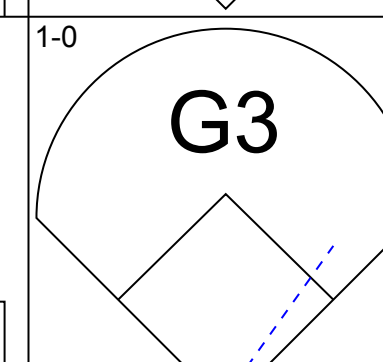
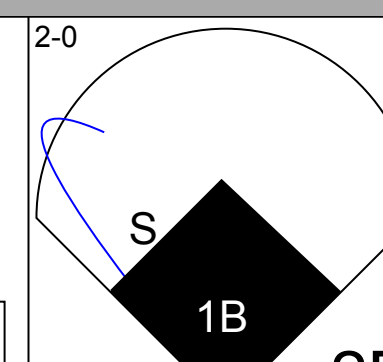
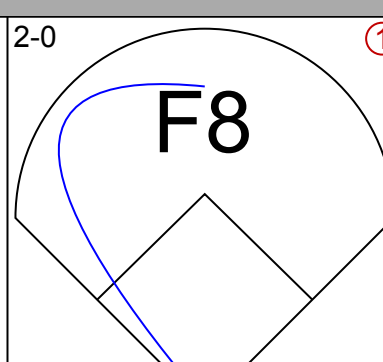
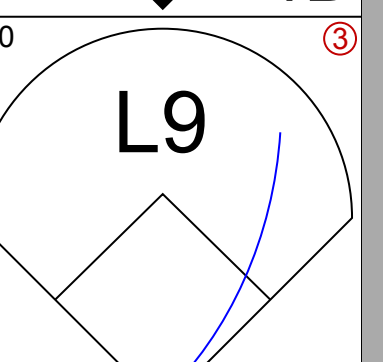
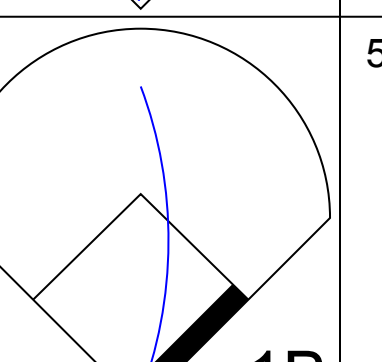
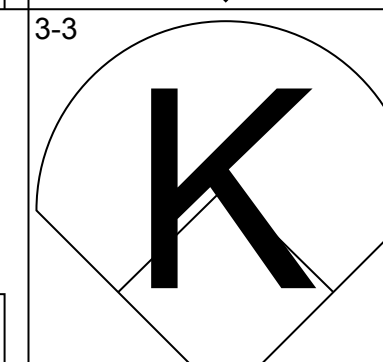
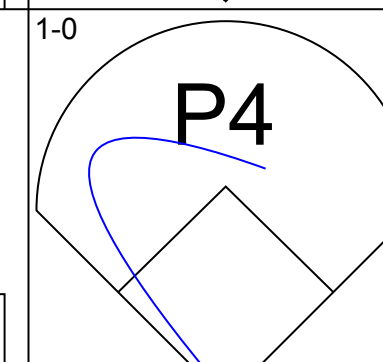
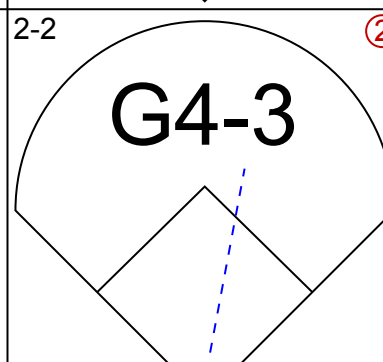
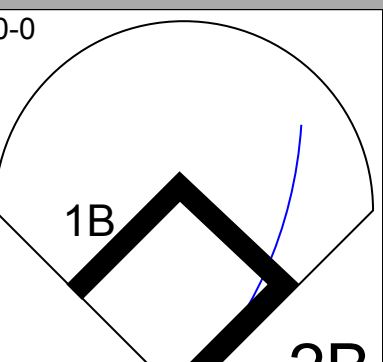
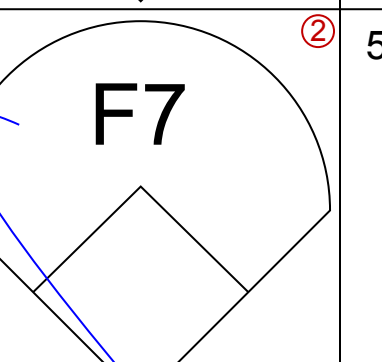
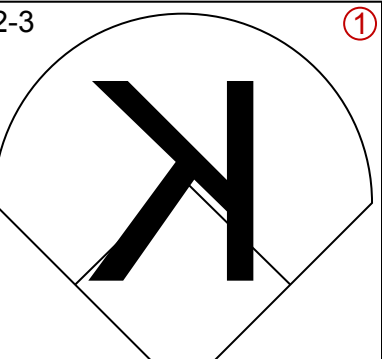
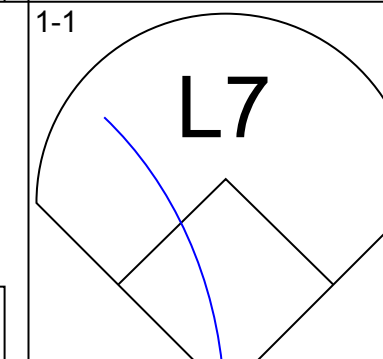
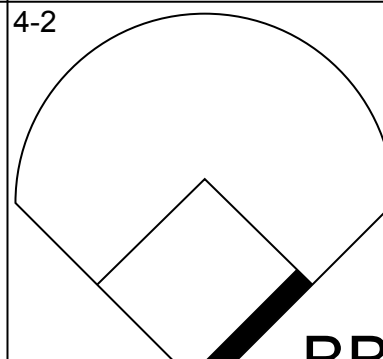
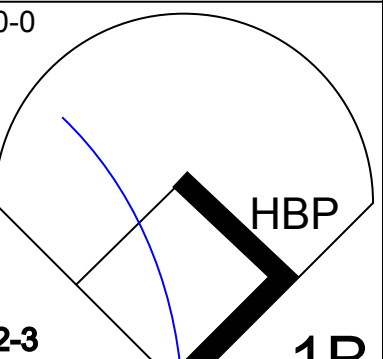
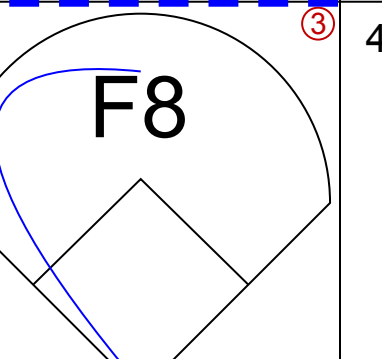

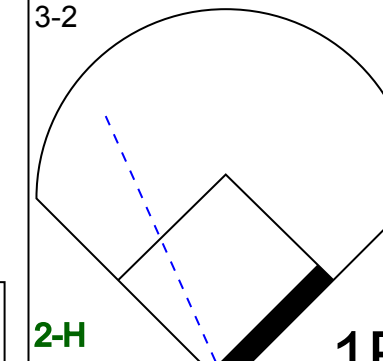
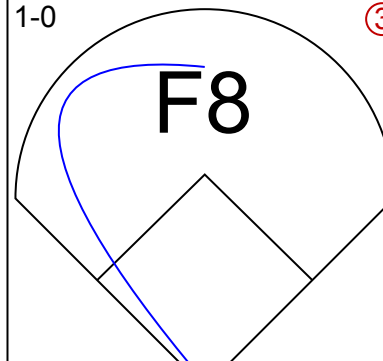
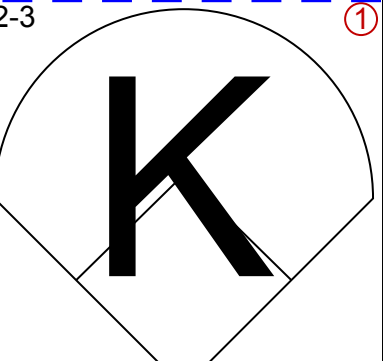

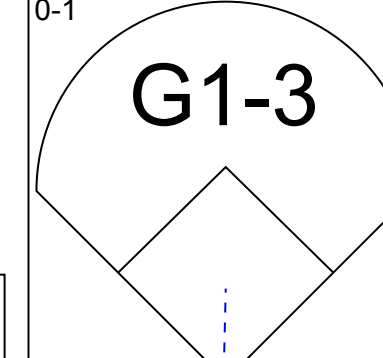
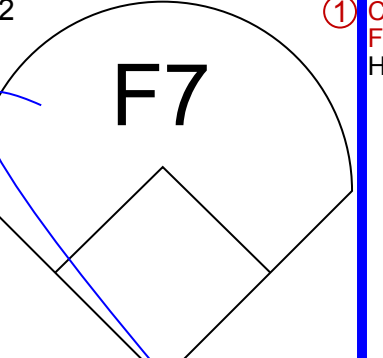


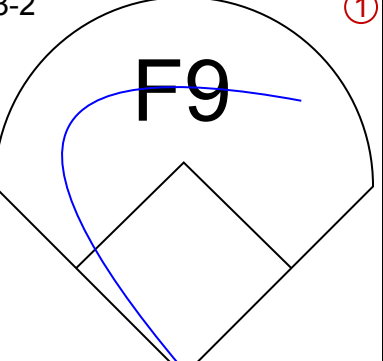
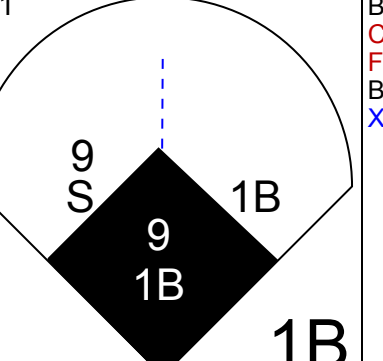

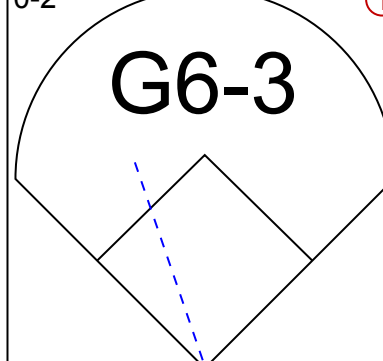
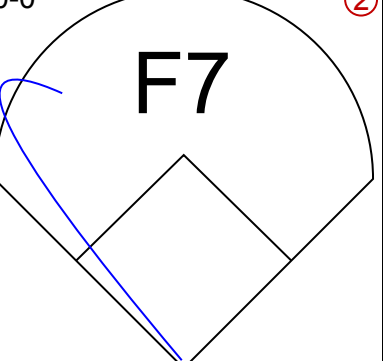
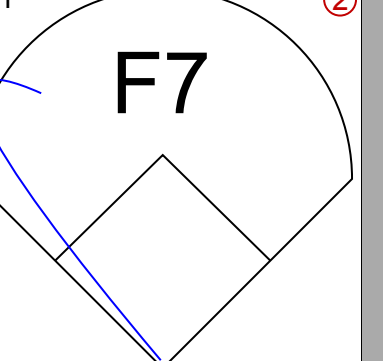
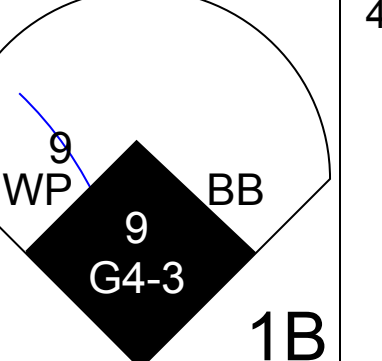
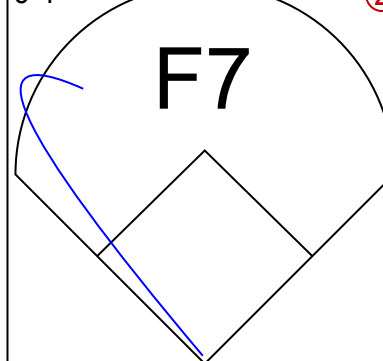
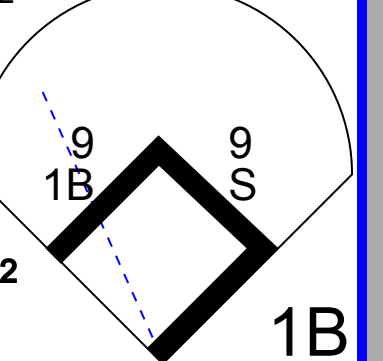
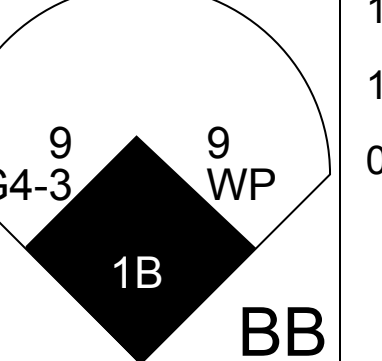
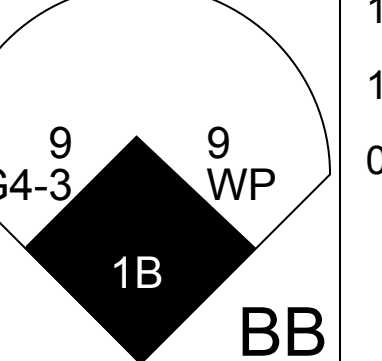
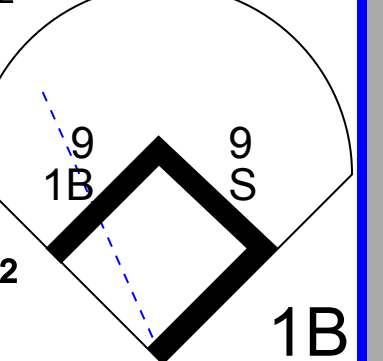
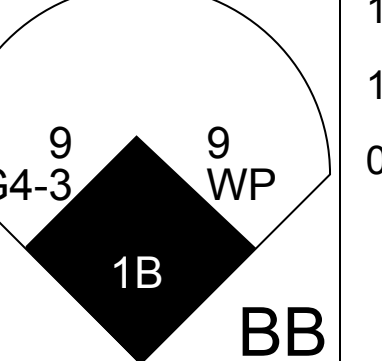
|     |    |
|-----|----|
| AB  | 32 |
| R   | 3  |
| H   | 8  |
| RBI | 3  |
| BB  | 0  |
| SO  | 7  |
| LOB | 12 |








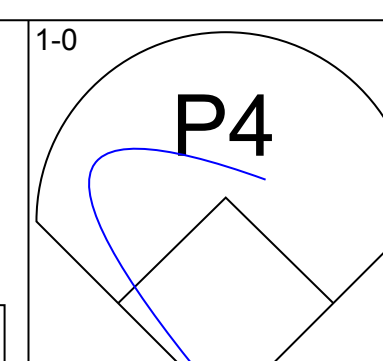
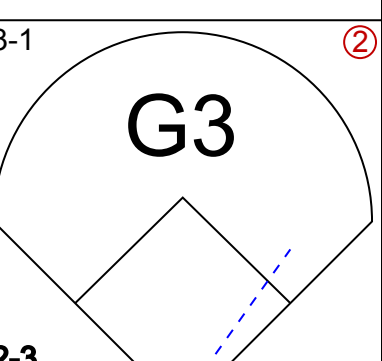
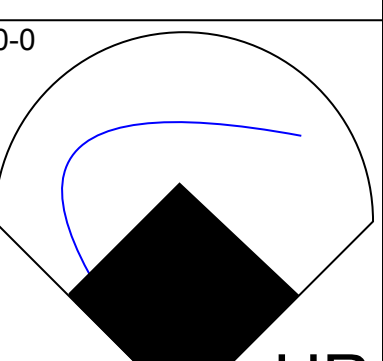
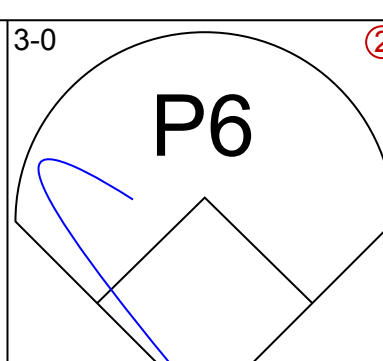
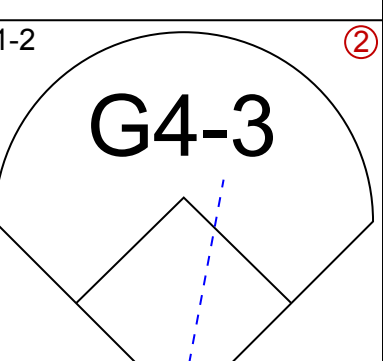
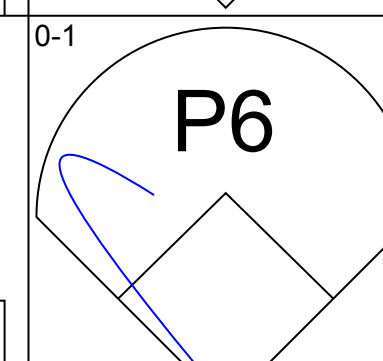
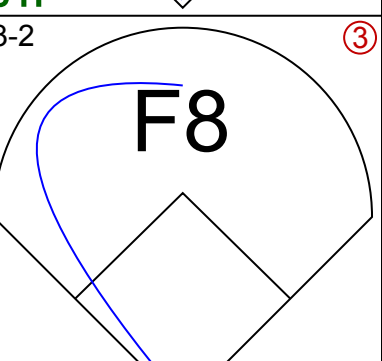
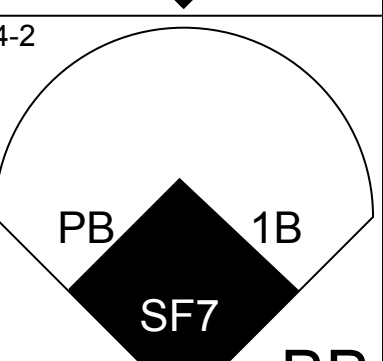
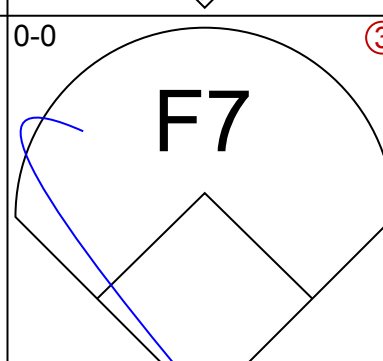
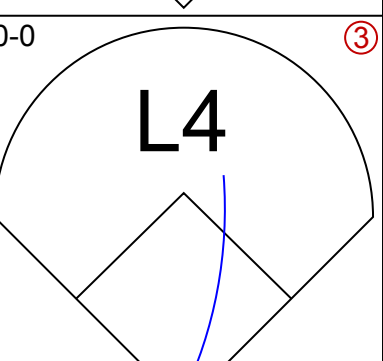
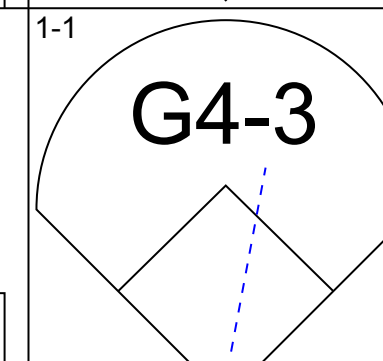
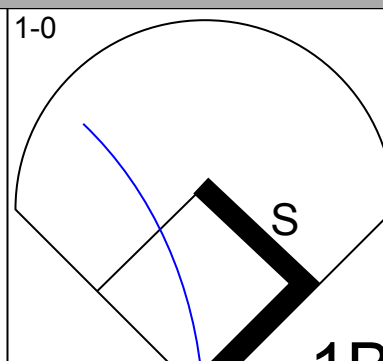
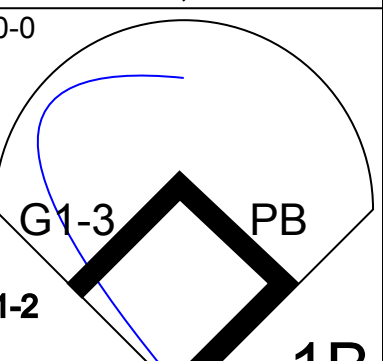
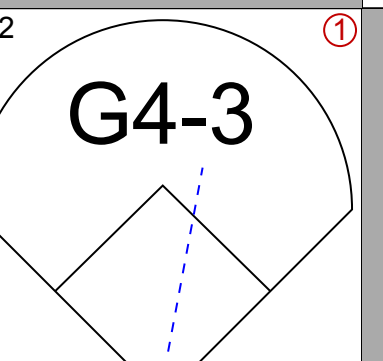
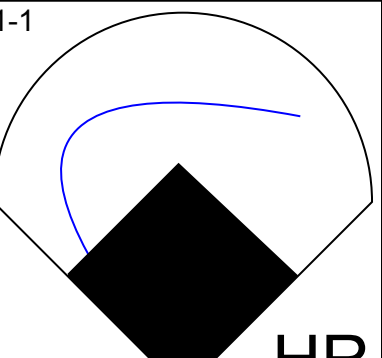
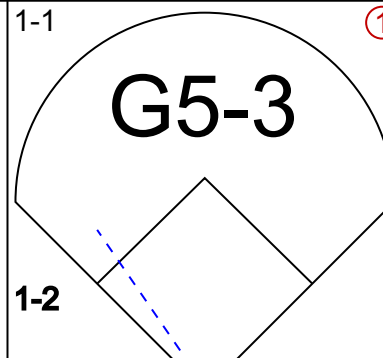
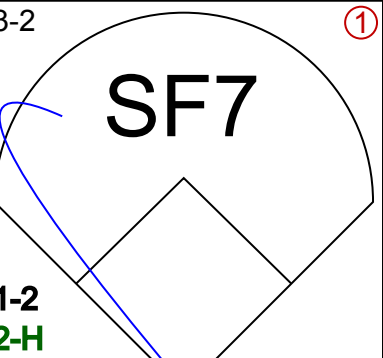
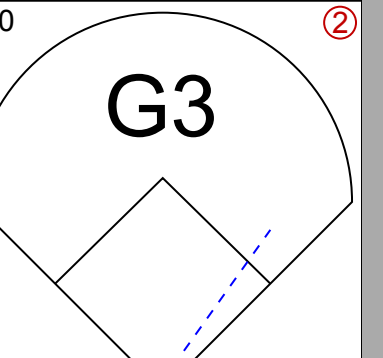
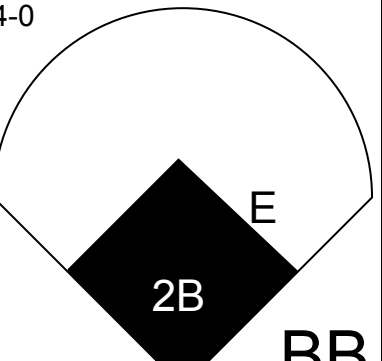
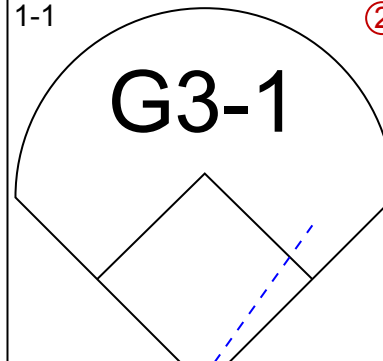
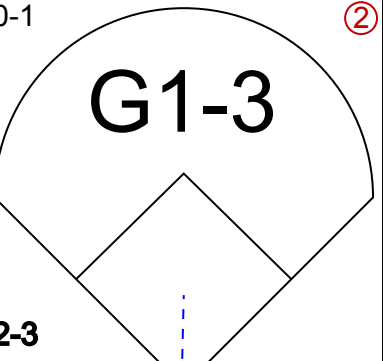
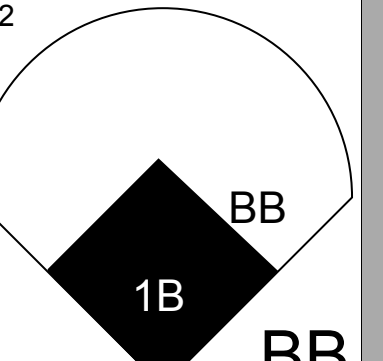
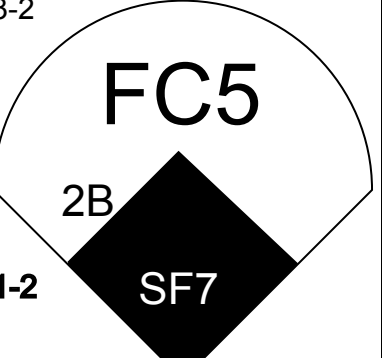
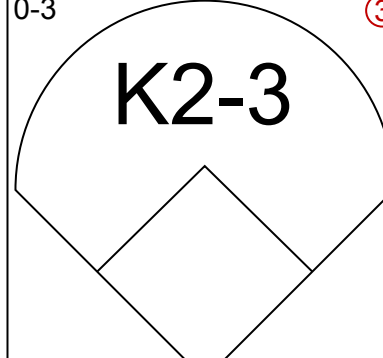
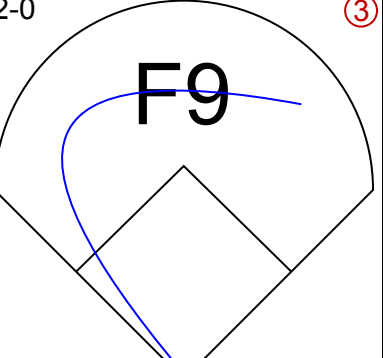
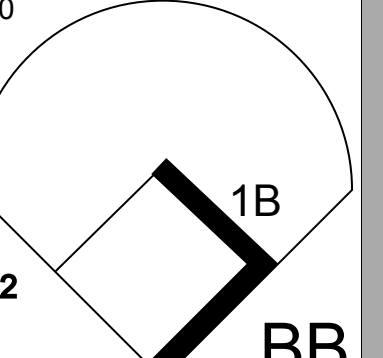
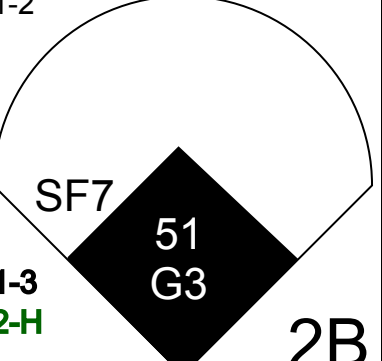


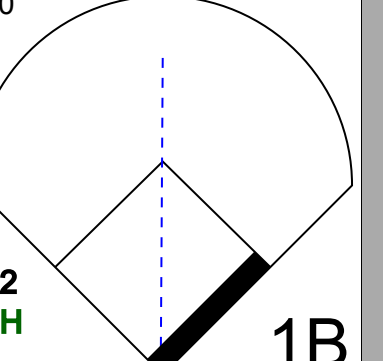
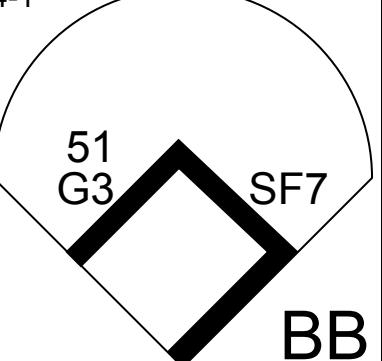
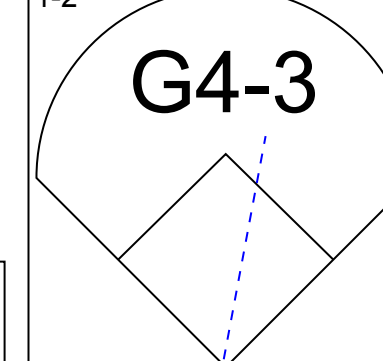
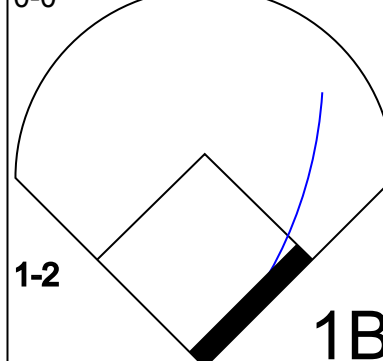
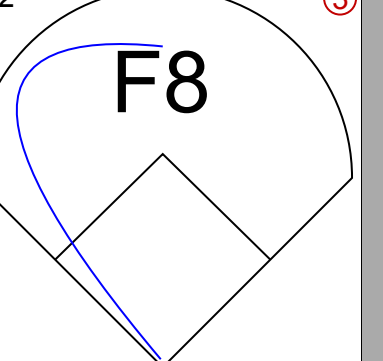

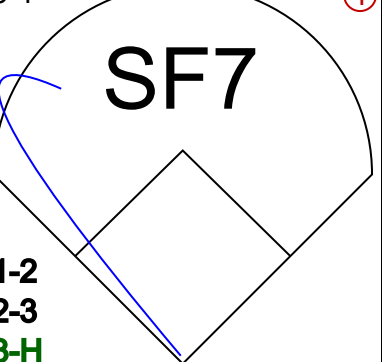
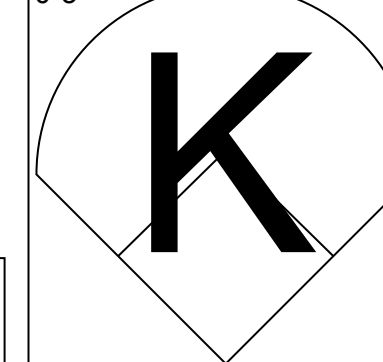
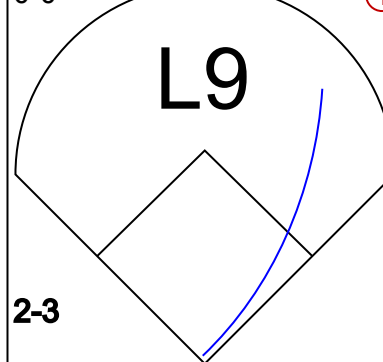

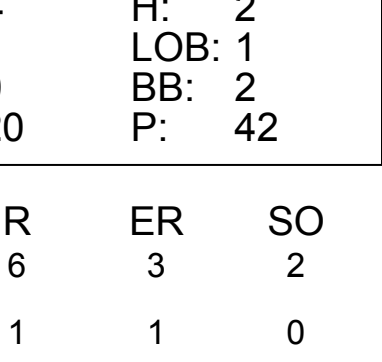
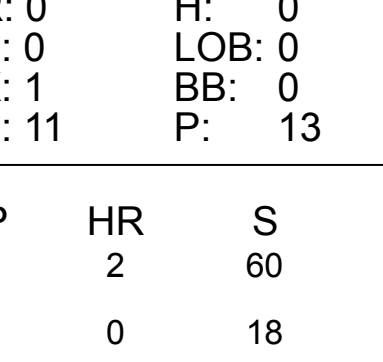
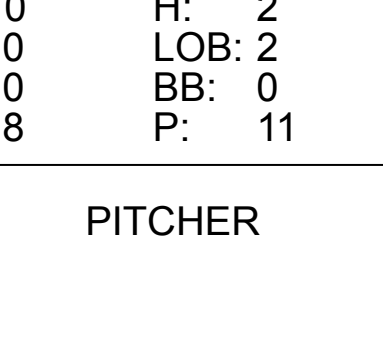
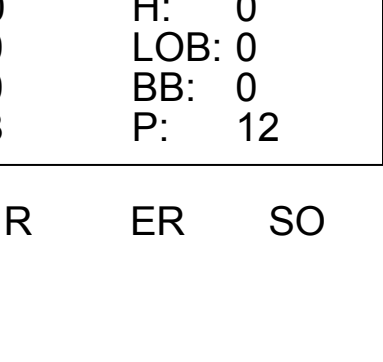


| Batter  | 1   | 2   | 3   | 4   | 5   | 6   | 7   | 8   | 9   | AB                               | R                             | H                                | RBI                           | BB                               | SO                            | LOB                              | TOP                           |                                  |                                  |                                    |                                  |        |
|---|---|---|---|---|---|---|---|---|---|----------------------------------|-------------------------------|----------------------------------|-------------------------------|----------------------------------|-------------------------------|----------------------------------|-------------------------------|----------------------------------|----------------------------------|------------------------------------|----------------------------------|--------|
| <b>9 Chone Figgins, S</b><br>OBP: 0.360, SLG: 0.398 (1, 8)    |   |   |     |   |    |   |     |   |     | 5                                | 0                             | 1                                | 2                             | 0                                | 2                             | 2                                |                               |                                  |                                  |                                    |                                  |        |
| <b>Eric Owens, R</b><br>OBP: 0.300, SLG: 0.313 (1, 9)         |  |   |   |  |   |  |    |   |    | 5                                | 1                             | 2                                | 1                             | 0                                | 0                             | 2                                |                               |                                  |                                  |                                    |                                  |        |
| <b>16 Garret Anderson, L</b><br>OBP: 0.343, SLG: 0.550 (1, 7) |  |   |   |  |   |  |   |  |    | 5                                | 0                             | 1                                | 0                             | 0                                | 1                             | 2                                |                               |                                  |                                  |                                    |                                  |        |
| <b>Tim Salmon, R</b><br>OBP: 0.365, SLG: 0.438 (1, 10)        |   |  |   |  |   |  |   |  |    | 4                                | 0                             | 1                                | 0                             | 1                                | 1                             | 2                                |                               |                                  |                                  |                                    |                                  |        |
| <b>Shawn Wooten, R</b><br>OBP: 0.320, SLG: 0.371 (1, 5)       |  |   |   |  |   |  |   |  |   | 4                                | 0                             | 1                                | 1                             | 0                                | 2                             | 3                                |                               |                                  |                                  |                                    |                                  |        |
| <b>39 Robb Quinlan, R</b><br>OBP: 0.344, SLG: 0.381 (1, 3)    |  |   |   |  |   |   |    |   |    | 3                                | 0                             | 1                                | 0                             | 0                                | 0                             | 1                                |                               |                                  |                                  |                                    |                                  |        |
| <b>Scott Spiezio, S</b><br>OBP: 0.326, SLG: 0.458 (8, PH)     |   |   |   |   |   |   |   |   |   | 0                                | 0                             | 0                                | 0                             | 0                                | 0                             | 0                                |                               |                                  |                                  |                                    |                                  |        |
| <b>David Eckstein, R</b><br>OBP: 0.327, SLG: 0.325 (1, 6)     |  |   |   |   |   |   |   |  |    | 4                                | 1                             | 1                                | 0                             | 0                                | 0                             | 4                                |                               |                                  |                                  |                                    |                                  |        |
| <b>Adam Kennedy, L</b><br>OBP: 0.342, SLG: 0.400 (1, 4)       |   |   |   |   |  |   |   |   |   | 4                                | 1                             | 1                                | 0                             | 0                                | 0                             | 1                                |                               |                                  |                                  |                                    |                                  |        |
| <b>Tom Gregorio, R</b><br>OBP: 0.375, SLG: 0.286 (1, 2)       |   |   |  |   |   |   |  |   |  | 1                                | 0                             | 0                                | 0                             | 0                                | 0                             | 0                                |                               |                                  |                                  |                                    |                                  |        |
| <b>Adam Riggs, R</b><br>OBP: 0.365, SLG: 0.537 (7, PH)        |   |   |   |   |   |   |   |   |  | 1                                | 0                             | 1                                | 0                             | 0                                | 0                             | 0                                |                               |                                  |                                  |                                    |                                  |        |
| <b>José Molina, R</b><br>OBP: 0.213, SLG: 0.231 (7, 2)        |   |   |   |   |   |   |  |   |  | 0                                | 1                             | 0                                | 0                             | 1                                | 0                             | 0                                |                               |                                  |                                  |                                    |                                  |        |
| <b>Inning Stats</b>   | R: 0<br>E: 0<br>K: 2<br>S: 8  | H: 0<br>LOB: 0<br>BB: 0<br>P: 12  | R: 0<br>E: 0<br>K: 2<br>S: 9  | H: 1<br>LOB: 1<br>BB: 0<br>P: 13  | R: 0<br>E: 0<br>K: 1<br>S: 8  | H: 0<br>LOB: 0<br>BB: 0<br>P: 9   | R: 1<br>E: 0<br>K: 0<br>S: 9  | H: 2<br>LOB: 1<br>BB: 0<br>P: 16  | R: 0<br>E: 0<br>K: 0<br>S: 7  | H: 0<br>LOB: 1<br>BB: 0<br>P: 12 | R: 0<br>E: 0<br>K: 0<br>S: 11 | H: 0<br>LOB: 1<br>BB: 1<br>P: 20 | R: 1<br>E: 0<br>K: 0<br>S: 13 | H: 3<br>LOB: 2<br>BB: 0<br>P: 15 | R: 0<br>E: 0<br>K: 1<br>S: 10 | H: 2<br>LOB: 2<br>BB: 0<br>P: 15 | R: 2<br>E: 0<br>K: 0<br>S: 12 | H: 2<br>LOB: 1<br>BB: 1<br>P: 19 | 1B: 8<br>2B: 2<br>3B: 0<br>HR: 0 | SF: 0<br>SAC: 0<br>DP: 1<br>HBP: 2 | WP: 1<br>PB: 0<br>SB: 3<br>CS: 0 | PA: 40 |
| <b>PITCHER</b>  | IP  | WLS   | BF  | H   | R   | ER  | SO  | BB  | IBB   | HBP                              | BLK                           | WP                               | HR                            | S                                | P                             | ERA                              | WHIP                          |                                  |                                  |                                    |                                  |        |
| <b>Jamie Moyer, L</b><br>ERA: 3.52 (1, 1)                     | 7.0   | W   | 31  | 8   | 2   | 2   | 5   | 1   | 0   | 1                                | 0                             | 0                                | 0                             | 67                               | 99                            | 2.57                             | 1.286                         |                                  |                                  |                                    |                                  |        |
| <b>Rafael Soriano, R</b><br>ERA: 1.76 (8, 1)                  | 1.0   |   | 3   | 0   | 0   | 0   | 1   | 0   | 0   | 1                                | 0                             | 0                                | 0                             | 8                                | 13                            | 0.00                             | 0.000                         |                                  |                                  |                                    |                                  |        |
| <b>Arthur Rhodes, L</b><br>ERA: 4.41 (9, 1)                   | 0.2   |   | 5   | 2   | 2   | 2   | 0   | 1   | 0   | 0                                | 0                             | 1                                | 0                             | 11                               | 18                            | 27.00                            | 4.500                         |                                  |                                  |                                    |                                  |        |
| <b>Shigetoshi Hasegawa, R</b><br>ERA: 1.18 (9, 1)             | 0.1   | S   | 1   | 0   | 0   | 0   | 0   | 0   | 0   | 0                                | 0                             | 0                                | 0                             | 1                                | 1                             | 0.00                             | 0.000                         |                                  |                                  |                                    |                                  |        |

Anaheim Angels @ Seattle Mariners  
Safeco Field, Seattle, WA  
Fri Sep 12 2003, 7:05 PM PDT  
Att: 41,601 - Cloudy - 69 F


AB 36  
R 4  
H 10  
RBI 4  
BB 2  
SO 6  
LOB 17



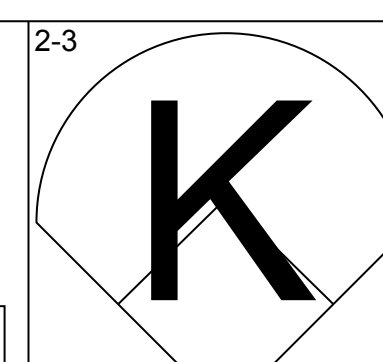
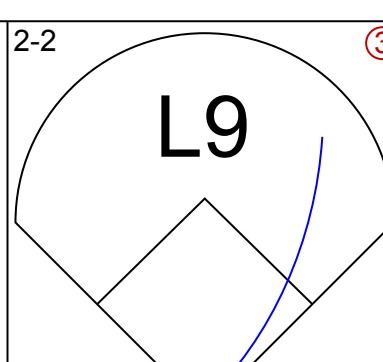
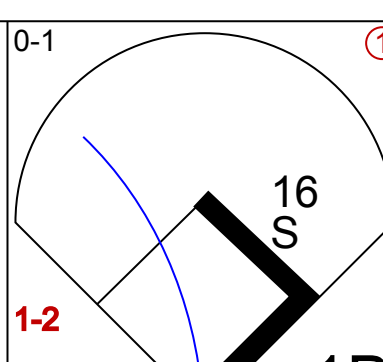
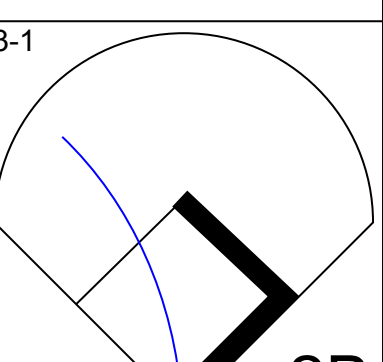
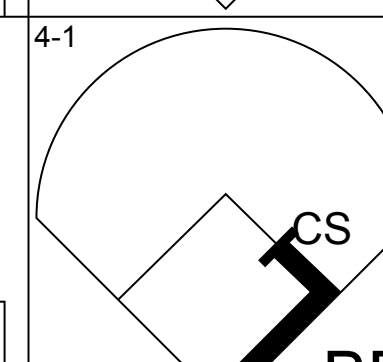
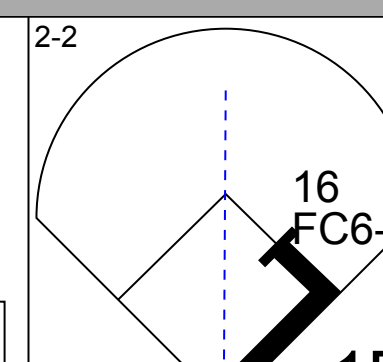
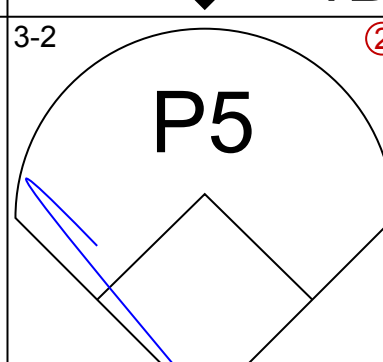
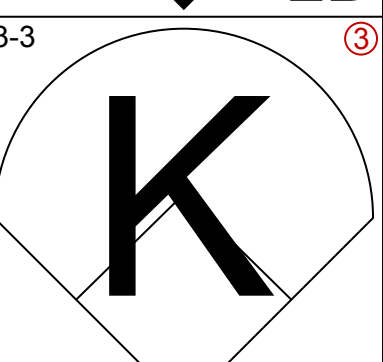
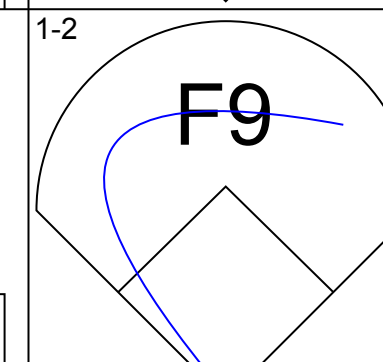
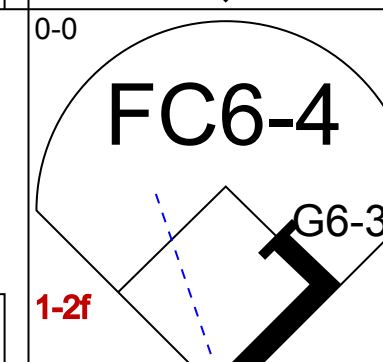
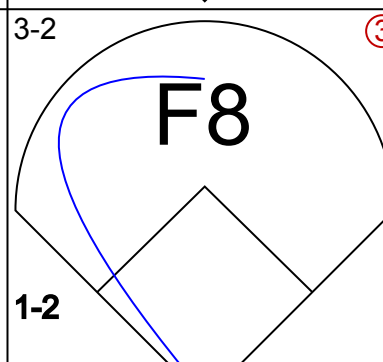
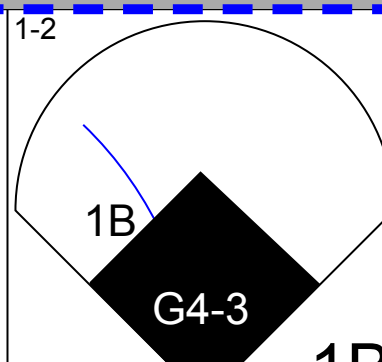
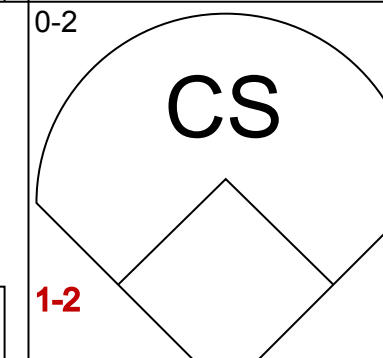
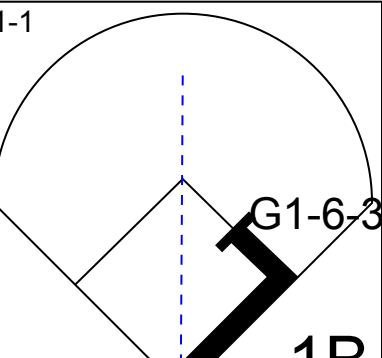
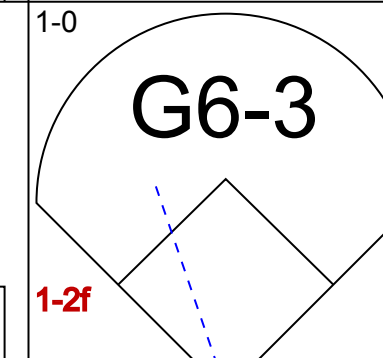
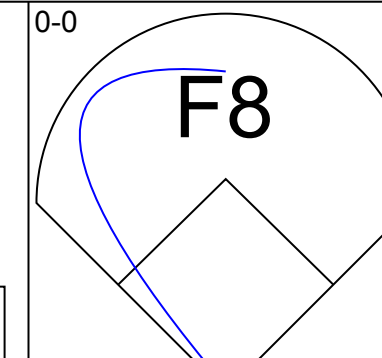
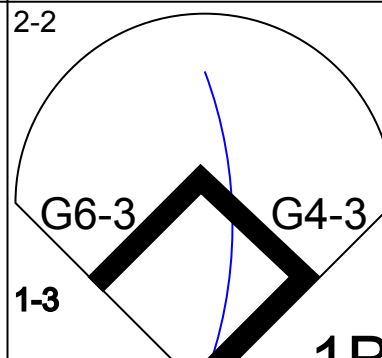
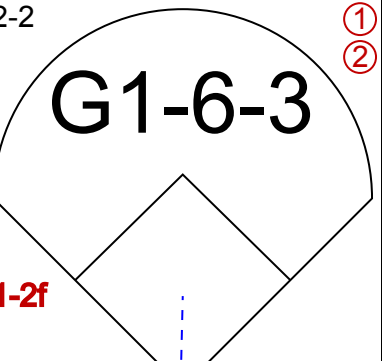
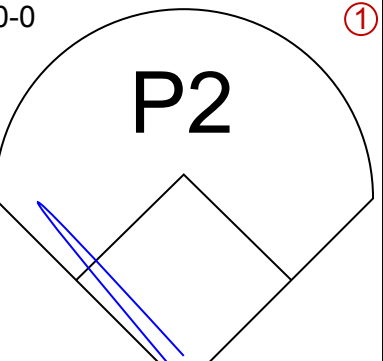
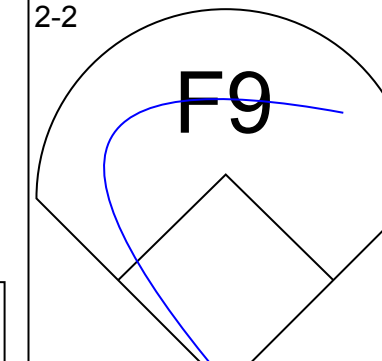
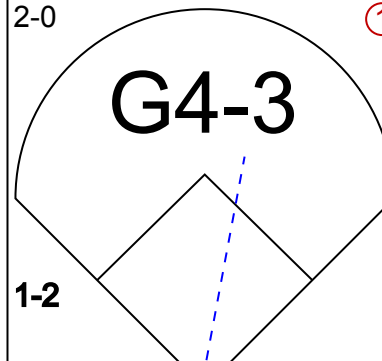
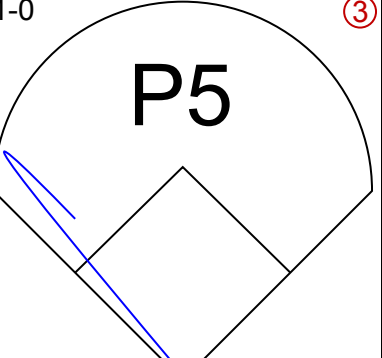
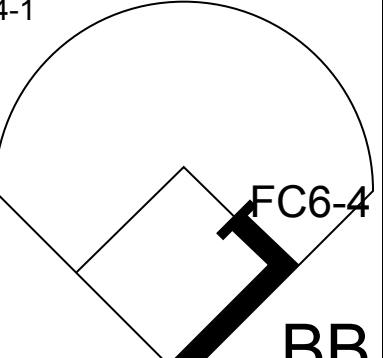
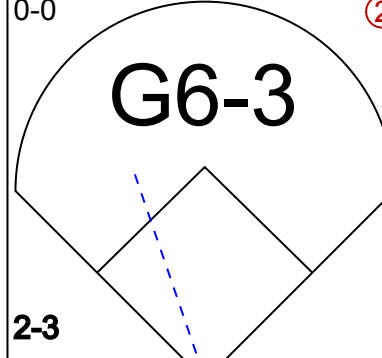
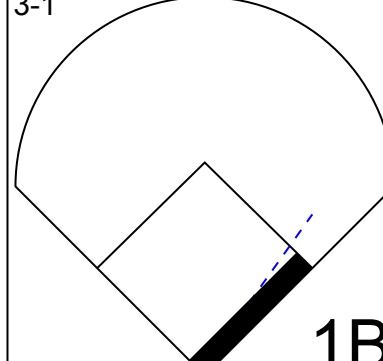
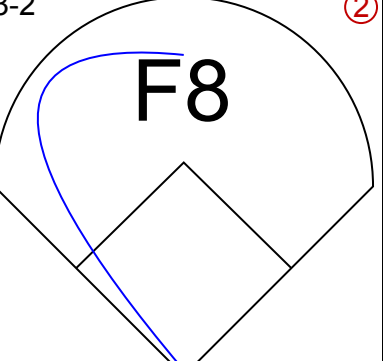
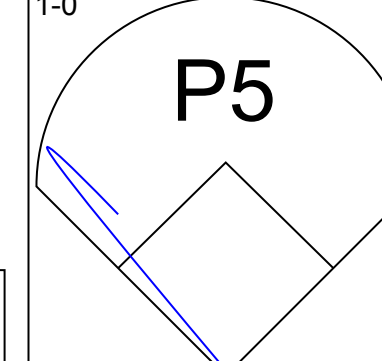
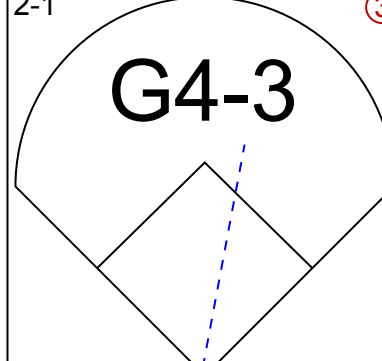
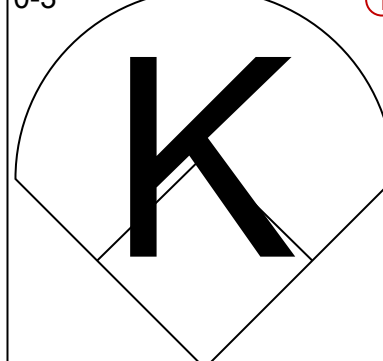
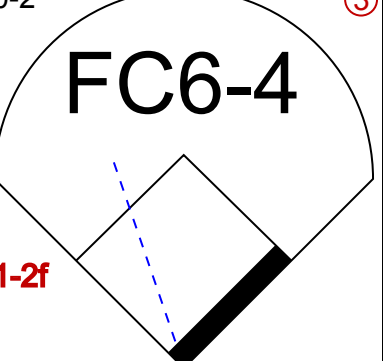
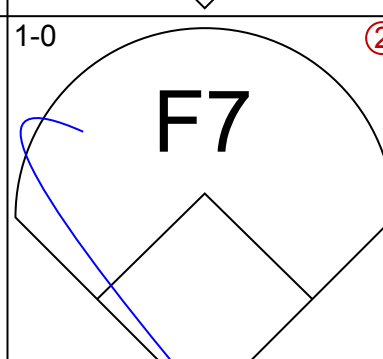

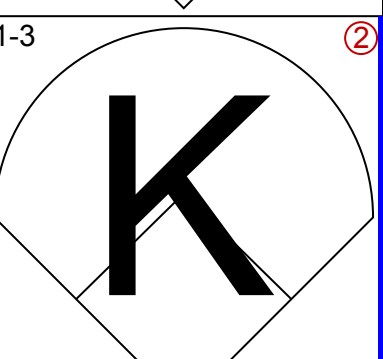
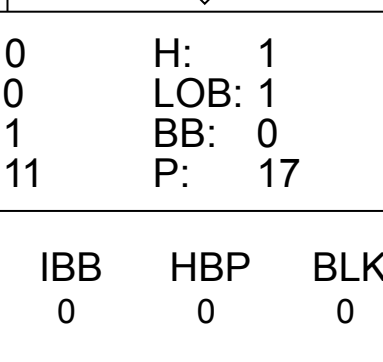
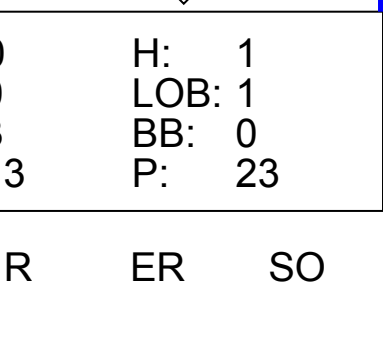


| Batter  | 1   | 2   | 3   | 4   | 5  | 6   | 7   | 8   | 9                             | AB                               | R                            | H                                | RBI                           | BB                               | SO                           | LOB                              | BOTTOM                       |                                  |                                  |                                    |                                  |        |
|---|---|---|---|---|--|---|---|---|-------------------------------|----------------------------------|------------------------------|----------------------------------|-------------------------------|----------------------------------|------------------------------|----------------------------------|------------------------------|----------------------------------|----------------------------------|------------------------------------|----------------------------------|--------|
| <b>51 Ichiro Suzuki, L</b><br>OBP: 0.352, SLG: 0.440 (1, 9) |  |  |   |   |  |  |   |  |                               | 5                                | 1                            | 1                                | 2                             | 0                                | 0                            | 3                                |                              |                                  |                                  |                                    |                                  |        |
| <b>Carlos Guillen, S</b><br>OBP: 0.356, SLG: 0.393 (1, 5)   |  |  |   |   |  |  |   |  |                               | 4                                | 1                            | 0                                | 0                             | 1                                | 0                            | 3                                |                              |                                  |                                  |                                    |                                  |        |
| <b>Bret Boone, R</b><br>OBP: 0.358, SLG: 0.533 (1, 4)       |  |   |   |  |  |  |   |   |                               | 4                                | 0                            | 2                                | 0                             | 0                                | 0                            | 0                                |                              |                                  |                                  |                                    |                                  |        |
| <b>Edgar Martinez, R</b><br>OBP: 0.409, SLG: 0.507 (1, 10)  |   |  |  |   |  |   |  |   |                               | 2                                | 1                            | 1                                | 2                             | 0                                | 0                            | 1                                |                              |                                  |                                  |                                    |                                  |        |
| <b>John Mabry, L</b><br>OBP: 0.342, SLG: 0.381 (7, PH)      |   |  |  |   |  |   |  |   |                               | 1                                | 0                            | 0                                | 0                             | 0                                | 0                            | 0                                |                              |                                  |                                  |                                    |                                  |        |
| <b>John Olerud, L</b><br>OBP: 0.369, SLG: 0.383 (1, 3)      |   |  |  |   |  |   |  |   |                               | 2                                | 2                            | 0                                | 0                             | 2                                | 0                            | 2                                |                              |                                  |                                  |                                    |                                  |        |
| <b>Mike Cameron, R</b><br>OBP: 0.342, SLG: 0.432 (1, 8)     |   |  |  |   |  |   |  |   |                               | 3                                | 1                            | 0                                | 0                             | 1                                | 1                            | 3                                |                              |                                  |                                  |                                    |                                  |        |
| <b>Randy Winn, S</b><br>OBP: 0.343, SLG: 0.420 (1, 7)       |   |  |   |  |  |  |  |  |                               | 4                                | 1                            | 3                                | 2                             | 0                                | 0                            | 0                                |                              |                                  |                                  |                                    |                                  |        |
| <b>Mark McLemore, S</b><br>OBP: 0.320, SLG: 0.316 (1, 6)    |   |  |   |  |  |  |  |   |                               | 3                                | 0                            | 1                                | 0                             | 1                                | 0                            | 2                                |                              |                                  |                                  |                                    |                                  |        |
| <b>Dan Wilson, R</b><br>OBP: 0.278, SLG: 0.340 (1, 2)       |   |  |   |  |  |  |   |  |                               | 3                                | 0                            | 0                                | 1                             | 0                                | 1                            | 2                                |                              |                                  |                                  |                                    |                                  |        |
| <b>Inning Stats</b>   | R: 0<br>E: 0<br>K: 0<br>S: 5  | H: 0<br>LOB: 0<br>BB: 0<br>P: 7   | R: 4<br>E: 1<br>K: 0<br>S: 20   | H: 2<br>LOB: 1<br>BB: 2<br>P: 42  | R: 0<br>E: 0<br>K: 1<br>S: 8   | H: 1<br>LOB: 1<br>BB: 0<br>P: 11  | R: 0<br>E: 0<br>K: 1<br>S: 11   | H: 0<br>LOB: 0<br>BB: 0<br>P: 13  | R: 2<br>E: 0<br>K: 0<br>S: 16 | H: 2<br>LOB: 1<br>BB: 1<br>P: 25 | R: 0<br>E: 0<br>K: 0<br>S: 8 | H: 2<br>LOB: 2<br>BB: 0<br>P: 11 | R: 1<br>E: 0<br>K: 0<br>S: 10 | H: 1<br>LOB: 2<br>BB: 2<br>P: 24 | R: 0<br>E: 0<br>K: 0<br>S: 8 | H: 0<br>LOB: 0<br>BB: 0<br>P: 12 | R: 0<br>E: 0<br>K: 0<br>S: 8 | H: 0<br>LOB: 0<br>BB: 0<br>P: 12 | 1B: 5<br>2B: 1<br>3B: 0<br>HR: 2 | SF: 2<br>SAC: 0<br>DP: 0<br>HBP: 0 | WP: 0<br>PB: 1<br>SB: 1<br>CS: 0 | PA: 38 |
| <b>PITCHER</b>  | IP  | WLS   | BF  | H   | R  | ER  | SO  | BB  | IBB                           | HBP                              | BLK                          | WP                               | HR                            | S                                | P                            | ERA                              | WHIP                         |                                  |                                  |                                    |                                  |        |
| <b>41 John Lackey, R</b><br>ERA: 4.88 (1, 1)                | 5.0   | L   | 24  | 5   | 6  | 3   | 2   | 3   | 0                             | 0                                | 0                            | 0                                | 0                             | 2                                | 60                           | 98                               | 5.40                         | 1.600                            |                                  |                                    |                                  |        |
| <b>Chris Bootcheck, R</b><br>ERA: 15.19 (6, 1)              | 2.0   |   | 11  | 3   | 1  | 1   | 0   | 2   | 0                             | 0                                | 0                            | 0                                | 0                             | 18                               | 35                           | 4.50                             | 2.500                        |                                  |                                  |                                    |                                  |        |
| <b>Brendan Donnelly, R</b><br>ERA: 1.43 (8, 1)              | 1.0   |   | 3   | 0   | 0  | 0   | 0   | 0   | 0                             | 0                                | 0                            | 0                                | 0                             | 8                                | 12                           | 0.00                             | 0.000                        |                                  |                                  |                                    |                                  |        |

Anaheim Angels @ Seattle Mariners  
Safeco Field, Seattle, WA  
Fri Sep 12 2003, 7:05 PM PDT  
Att: 41,601 - Cloudy - 69 F

AB 31  
R 7  
H 8  
RBI 7  
BB 5  
SO 2  
LOB 16



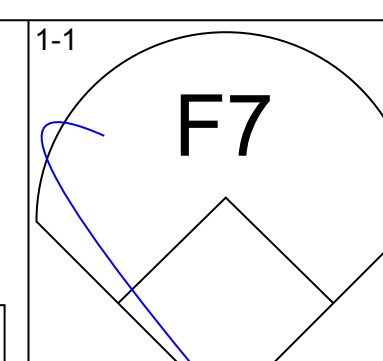
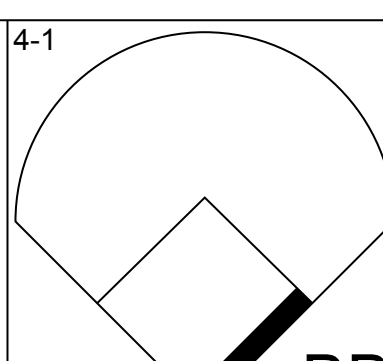
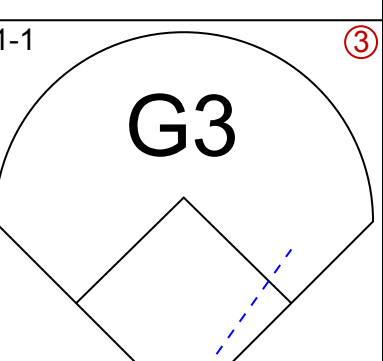
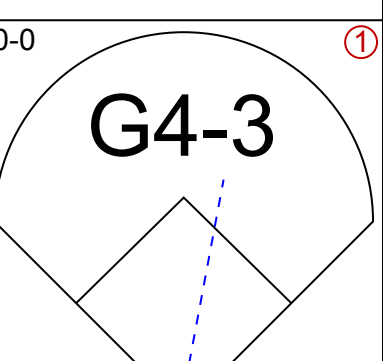
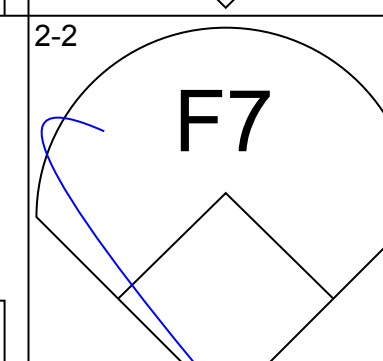
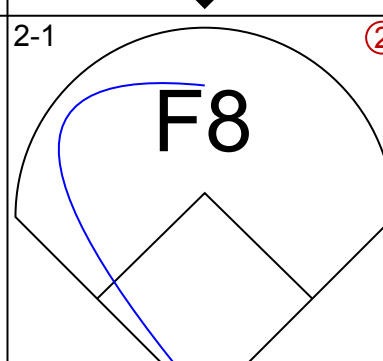
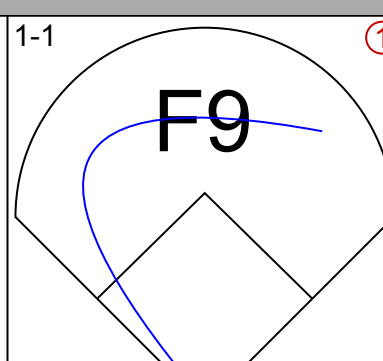
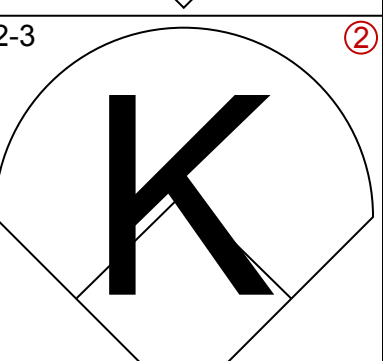
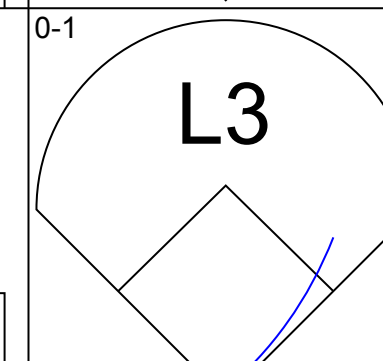
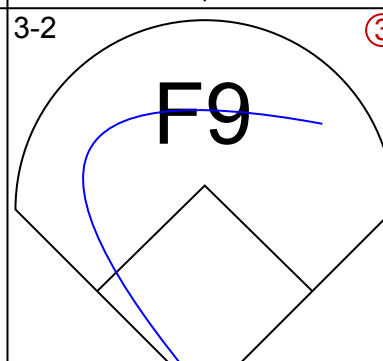
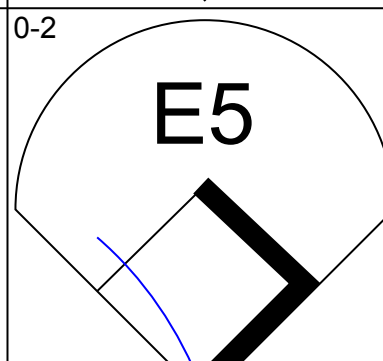
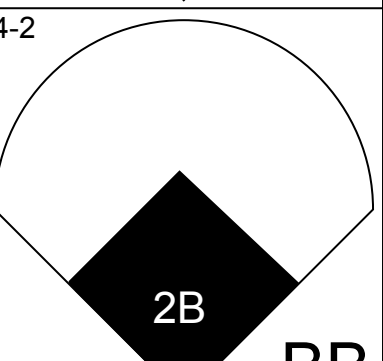

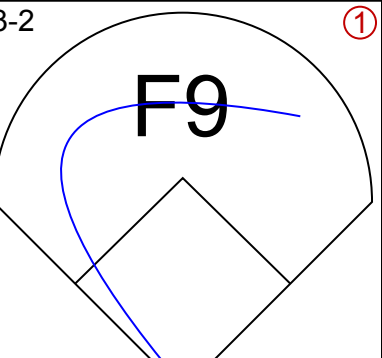
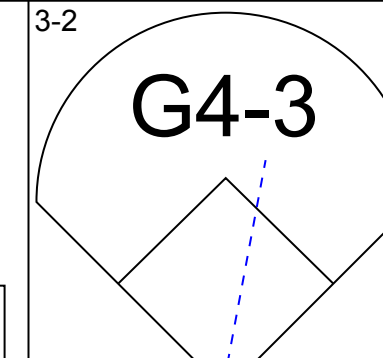
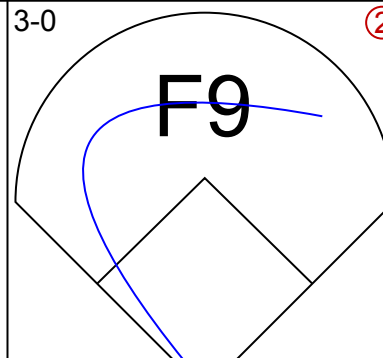
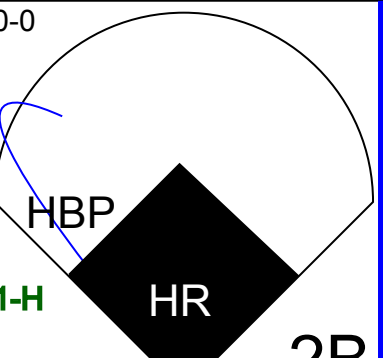

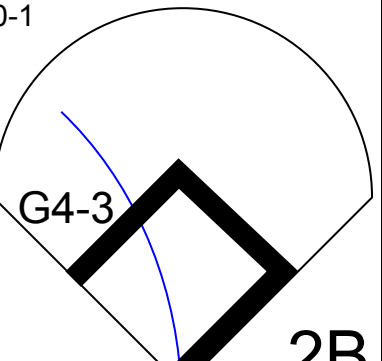
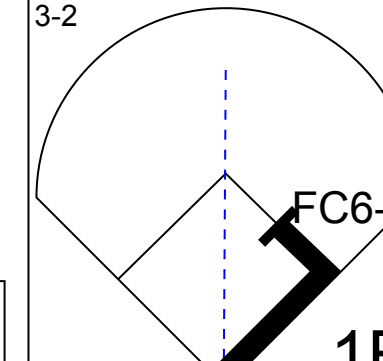
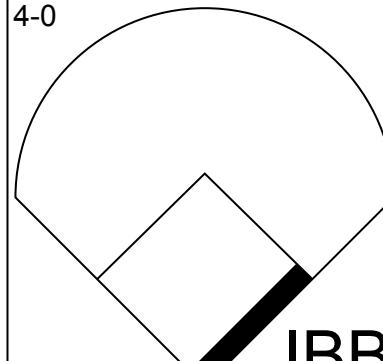
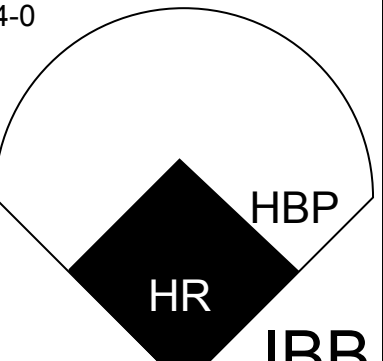

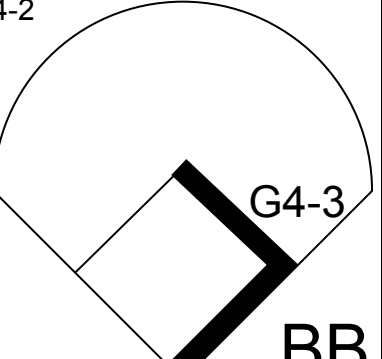
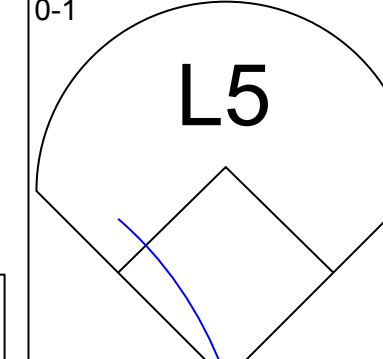
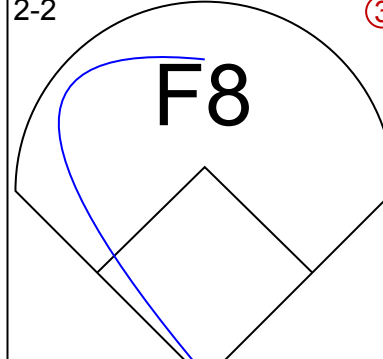
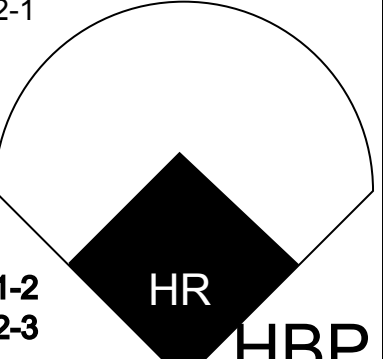

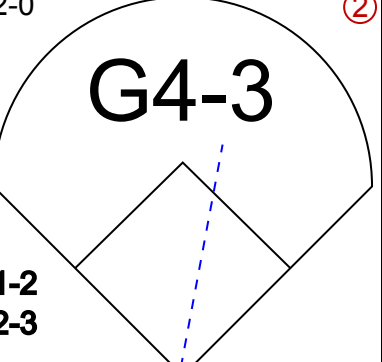
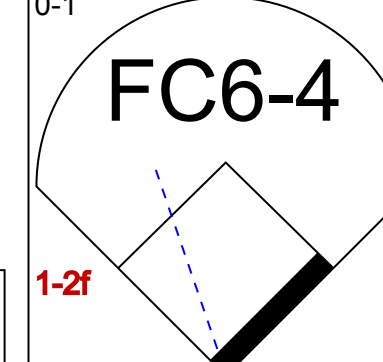
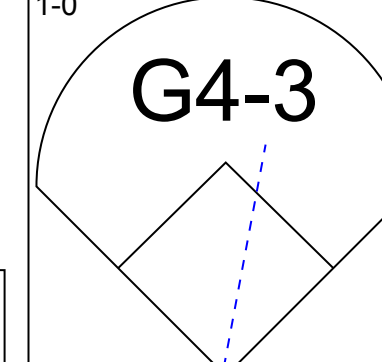
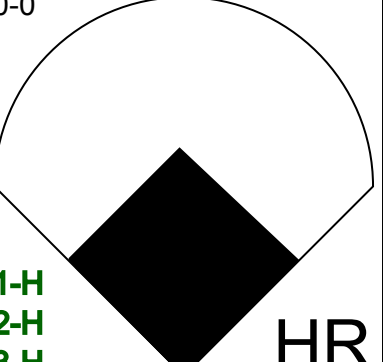
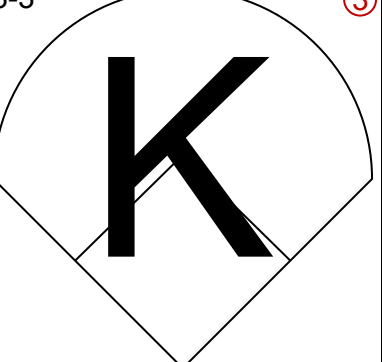
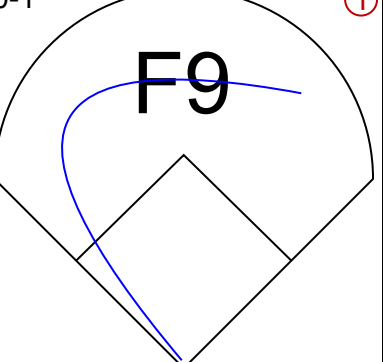
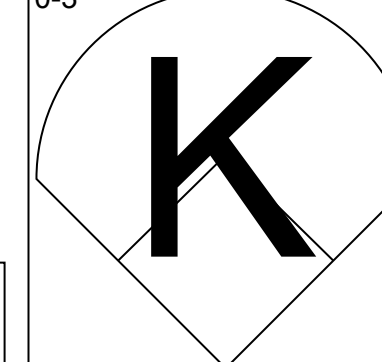
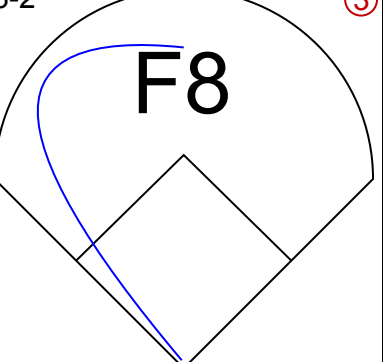

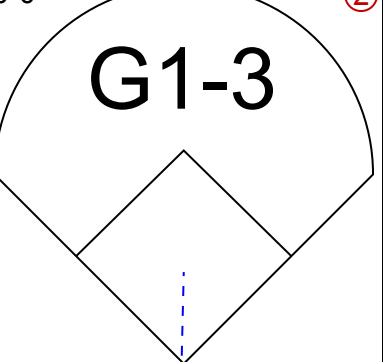
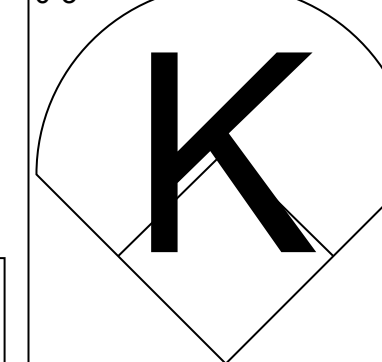


| Batter   | 1   | 2   | 3   | 4   | 5  | 6   | 7   | 8   | 9   | AB                               | R                             | H                                | RBI                          | BB                               | SO                            | LOB                              | TOP                           |                                  |                                  |                                    |                                  |        |
|--|---|---|---|---|--|---|---|---|---|----------------------------------|-------------------------------|----------------------------------|------------------------------|----------------------------------|-------------------------------|----------------------------------|-------------------------------|----------------------------------|----------------------------------|------------------------------------|----------------------------------|--------|
| David Eckstein, R (1, 6)<br>OBP: 0.328, SLG: 0.329     |   |   |     |   |  |   |   |     |   | 4                                | 0                             | 2                                | 0                            | 0                                | 1                             | 1                                |                               |                                  |                                  |                                    |                                  |        |
| 9 Chone Figgins, S (1, 8)<br>OBP: 0.362, SLG: 0.397    |  |   |   |  |  |  |   |    |   | 3                                | 0                             | 1                                | 0                            | 1                                | 1                             | 2                                |                               |                                  |                                  |                                    |                                  |        |
| 16 Garret Anderson, L (1, 7)<br>OBP: 0.342, SLG: 0.548 |  |   |   |  |  |  |   |   |  | 4                                | 1                             | 1                                | 0                            | 0                                | 0                             | 3                                |                               |                                  |                                  |                                    |                                  |        |
| Tim Salmon, R (1, 10)<br>OBP: 0.366, SLG: 0.439        |  |  |   |  |  |   |  |   |  | 4                                | 0                             | 2                                | 0                            | 0                                | 0                             | 1                                |                               |                                  |                                  |                                    |                                  |        |
| Scott Spiezio, S (1, 3)<br>OBP: 0.324, SLG: 0.454      |   |  |   |   |    |   |  |   |  | 4                                | 0                             | 0                                | 1                            | 0                                | 0                             | 2                                |                               |                                  |                                  |                                    |                                  |        |
| Jeff DaVanon, S (1, 9)<br>OBP: 0.386, SLG: 0.467       |   |  |   |   |    |   |   |   |  | 2                                | 0                             | 0                                | 0                            | 2                                | 0                             | 1                                |                               |                                  |                                  |                                    |                                  |        |
| Adam Kennedy, L (1, 4)<br>OBP: 0.341, SLG: 0.399       |   |   |    |   |    |   |  |   |  | 4                                | 0                             | 1                                | 0                            | 0                                | 0                             | 3                                |                               |                                  |                                  |                                    |                                  |        |
| José Molina, R (1, 2)<br>OBP: 0.209, SLG: 0.226        |   |   |   |   |   |   |   |   |   | 2                                | 0                             | 0                                | 0                            | 0                                | 1                             | 2                                |                               |                                  |                                  |                                    |                                  |        |
| Wilson Delgado, S (8, PH)<br>OBP: 0.291, SLG: 0.252    |   |   |  |   |  |   |   |  |   | 1                                | 0                             | 0                                | 0                            | 0                                | 1                             | 0                                |                               |                                  |                                  |                                    |                                  |        |
| Alfredo Amezaga, S (1, 5)<br>OBP: 0.234, SLG: 0.257    |   |   |  |   |  |   |   |  |   | 3                                | 0                             | 1                                | 0                            | 0                                | 1                             | 1                                |                               |                                  |                                  |                                    |                                  |        |
| Tom Gregorio, R (8, 2)<br>OBP: 0.375, SLG: 0.286       |   |   |  |   |  |   |   |  |   | 0                                | 0                             | 0                                | 0                            | 0                                | 0                             | 0                                |                               |                                  |                                  |                                    |                                  |        |
| <b>Inning Stats</b>                                    | R: 0<br>E: 0<br>K: 1<br>S: 10   | H: 0<br>LOB: 0<br>BB: 1<br>P: 17  | R: 0<br>E: 0<br>K: 0<br>S: 6  | H: 1<br>LOB: 0<br>BB: 0<br>P: 10  | R: 0<br>E: 0<br>K: 1<br>S: 11  | H: 1<br>LOB: 1<br>BB: 0<br>P: 17  | R: 0<br>E: 0<br>K: 0<br>S: 5  | H: 1<br>LOB: 0<br>BB: 0<br>P: 8   | R: 0<br>E: 0<br>K: 0<br>S: 9  | H: 0<br>LOB: 1<br>BB: 1<br>P: 16 | R: 0<br>E: 0<br>K: 0<br>S: 11 | H: 2<br>LOB: 1<br>BB: 0<br>P: 18 | R: 0<br>E: 0<br>K: 0<br>S: 7 | H: 0<br>LOB: 1<br>BB: 1<br>P: 14 | R: 0<br>E: 0<br>K: 3<br>S: 13 | H: 1<br>LOB: 1<br>BB: 0<br>P: 23 | R: 1<br>E: 0<br>K: 0<br>S: 11 | H: 2<br>LOB: 1<br>BB: 0<br>P: 18 | 1B: 7<br>2B: 1<br>3B: 0<br>HR: 0 | SF: 0<br>SAC: 0<br>DP: 2<br>HBP: 0 | WP: 0<br>PB: 0<br>SB: 1<br>CS: 2 | PA: 35 |
| <b>PITCHER</b>   | IP  | WLS   | BF  | H   | R  | ER  | SO  | BB  | IBB   | HBP                              | BLK                           | WP                               | HR                           | S                                | P                             | ERA                              | WHIP                          |                                  |                                  |                                    |                                  |        |
| Freddy Garcia, R (1, 1)<br>ERA: 4.75                   | 8.0   | W   | 29  | 6   | 0  | 0   | 5   | 3   | 0   | 0                                | 0                             | 0                                | 0                            | 72                               | 123                           | 0.00                             | 1.125                         |                                  |                                  |                                    |                                  |        |
| Shigetoshi Hasegawa, R (9, 1)<br>ERA: 1.29             | 1.0   |   | 5   | 2   | 1  | 1   | 0   | 0   | 0   | 0                                | 0                             | 0                                | 0                            | 11                               | 18                            | 9.00                             | 2.000                         |                                  |                                  |                                    |                                  |        |

Anaheim Angels @ Seattle Mariners  
 Safeco Field, Seattle, WA  
 Sat Sep 13 2003, 7:05 PM PDT  
 Att: 45,552 - Cloudy - 72 F

|     |    |
|-----|----|
| AB  | 31 |
| R   | 1  |
| H   | 8  |
| RBI | 1  |
| BB  | 3  |
| SO  | 5  |
| LOB | 16 |



| Batter   | 1   | 2   | 3   | 4   | 5  | 6   | 7   | 8   | 9   | AB                               | R                            | H                               | RBI                           | BB                               | SO                            | LOB                              | BOTTOM                           |                                    |                                  |        |  |
|--|---|---|---|---|--|---|---|---|---|----------------------------------|------------------------------|---------------------------------|-------------------------------|----------------------------------|-------------------------------|----------------------------------|----------------------------------|------------------------------------|----------------------------------|--------|--|
| 51 Ichiro Suzuki, L (1, 9)<br>OBP: 0.392, SLG: 0.438 |  |   |  |   |  |   |   |  |   | 3                                | 0                            | 0                               | 0                             | 1                                | 0                             | 0                                |                                  |                                    |                                  |        |  |
| Carlos Guillen, S (1, 5)<br>OBP: 0.353, SLG: 0.388   |  |   |  |   |  |  |   |  |   | 4                                | 0                            | 0                               | 0                             | 0                                | 1                             | 1                                |                                  |                                    |                                  |        |  |
| Bret Boone, R (1, 4)<br>OBP: 0.358, SLG: 0.530       |  |   |  |   |  |  |   |  |  | 3                                | 1                            | 0                               | 0                             | 1                                | 0                             | 1                                |                                  |                                    |                                  |        |  |
| Edgar Martinez, R (1, 10)<br>OBP: 0.407, SLG: 0.507  |   |  |   |  |  |  |   |  |  | 4                                | 0                            | 1                               | 1                             | 0                                | 0                             | 1                                |                                  |                                    |                                  |        |  |
| Jamal Strong, R (8, PR)                              |   |   |   |   |  |   |   |   |   | 0                                | 1                            | 0                               | 0                             | 0                                | 0                             | 0                                |                                  |                                    |                                  |        |  |
| John Olerud, L (1, 3)<br>OBP: 0.374, SLG: 0.388      |   |  |   |  |  |  |   |  |  | 2                                | 1                            | 2                               | 0                             | 2                                | 0                             | 0                                |                                  |                                    |                                  |        |  |
| Mike Cameron, R (1, 8)<br>OBP: 0.343, SLG: 0.430     |   |  |   |  |  |  |   |  |  | 2                                | 1                            | 0                               | 0                             | 1                                | 0                             | 3                                |                                  |                                    |                                  |        |  |
| Randy Winn, S (1, 7)<br>OBP: 0.343, SLG: 0.425       |   |  |   |  |  |   |  |  |   | 4                                | 1                            | 1                               | 4                             | 0                                | 0                             | 3                                |                                  |                                    |                                  |        |  |
| Rey Sanchez, R (1, 6)<br>OBP: 0.294, SLG: 0.287      |   |  |   |   |  |   |  |  |   | 4                                | 0                            | 0                               | 0                             | 0                                | 2                             | 3                                |                                  |                                    |                                  |        |  |
| Pat Borders, R (1, 2)<br>OBP: 0.333, SLG: 0.375      |   |  |   |   |  |   |  |   |   | 3                                | 0                            | 0                               | 0                             | 0                                | 1                             | 0                                |                                  |                                    |                                  |        |  |
| <b>Inning Stats</b>                                  | R: 0<br>E: 0<br>K: 0<br>S: 7  | H: 0<br>LOB: 0<br>BB: 0<br>P: 10  | R: 0<br>E: 0<br>K: 1<br>S: 12   | H: 1<br>LOB: 2<br>BB: 1<br>P: 24  | R: 0<br>E: 0<br>K: 0<br>S: 7   | H: 0<br>LOB: 1<br>BB: 1<br>P: 18  | R: 0<br>E: 0<br>K: 0<br>S: 10   | H: 1<br>LOB: 0<br>BB: 0<br>P: 16  | R: 0<br>E: 0<br>K: 0<br>S: 9  | H: 0<br>LOB: 2<br>BB: 1<br>P: 19 | R: 0<br>E: 0<br>K: 2<br>S: 7 | H: 0<br>LOB: 0<br>BB: 0<br>P: 8 | R: 5<br>E: 0<br>K: 1<br>S: 15 | H: 2<br>LOB: 1<br>BB: 2<br>P: 30 | R: 1<br>E: 0<br>K: 0<br>S: 11 | H: 2<br>LOB: 1<br>BB: 2<br>P: 18 | 1B: 1<br>2B: 2<br>3B: 0<br>HR: 1 | SF: 0<br>SAC: 0<br>DP: 0<br>HBP: 1 | WP: 0<br>PB: 0<br>SB: 0<br>CS: 0 | PA: 35 |  |
| <b>PITCHER</b>                                       | IP  | WLS   | BF  | H   | R  | ER  | SO  | BB  | IBB   | HBP                              | BLK                          | WP                              | HR                            | S                                | P                             | ERA                              | WHIP                             |                                    |                                  |        |  |
| Aaron Sele, R (1, 1)<br>ERA: 5.5                     | 4.0   |   | 16  | 2   | 0  | 0   | 0   | 2   | 0   | 0                                | 0                            | 0                               | 0                             | 36                               | 68                            | 0.00                             | 1.000                            |                                    |                                  |        |  |
| Ben Weber, R (5, 1)<br>ERA: 2.76                     | 2.0   |   | 8   | 0   | 0  | 0   | 0   | 0   | 1   | 0                                | 0                            | 0                               | 0                             | 14                               | 25                            | 0.00                             | 0.000                            |                                    |                                  |        |  |
| Francisco Rodriguez, R (7, 1)<br>ERA: 3.15           | 2.0   | L   | 11  | 2   | 5  | 5   | 3   | 1   | 1   | 1                                | 0                            | 0                               | 1                             | 22                               | 38                            | 22.50                            | 1.500                            |                                    |                                  |        |  |

Anaheim Angels @ Seattle Mariners  
 Safeco Field, Seattle, WA  
 Sat Sep 13 2003, 7:05 PM PDT  
 Att: 45,552 - Cloudy - 72 F

|     |    |
|-----|----|
| AB  | 29 |
| R   | 5  |
| H   | 4  |
| RBI | 5  |
| BB  | 5  |
| SO  | 4  |
| LOB | 12 |





| Batter  | 1                            | 2                                | 3                            | 4                                | 5                            | 6                                | 7                            | 8                                | 9                             | AB                               | R                            | H                                | RBI                           | BB                               | SO                           | LOB                             | TOP                              |                                    |                         |        |  |  |  |  |  |  |  |
|---|------------------------------|----------------------------------|------------------------------|----------------------------------|------------------------------|----------------------------------|------------------------------|----------------------------------|-------------------------------|----------------------------------|------------------------------|----------------------------------|-------------------------------|----------------------------------|------------------------------|---------------------------------|----------------------------------|------------------------------------|-------------------------|--------|--|--|--|--|--|--|--|
| David Eckstein, R (1, 6)<br>OBP: 0.329, SLG: 0.330                            | 4-0<br>BB                    |                                  | 0-0<br>P5                    |                                  | 2-2<br>L8                    |                                  |                              | 1-1<br>1B<br>2B                  | 2-1<br>G5-3                   | 4                                | 1                            | 1                                | 0                             | 1                                | 0                            | 2                               |                                  |                                    |                         |        |  |  |  |  |  |  |  |
| 9 Chone Figgins, S (1, 8)<br>OBP: 0.360, SLG: 0.391                           | 2-3<br>K                     |                                  | 0-1<br>G3-1                  |                                  |                              | 4-2<br>BB                        |                              | 2-1<br>P6                        |                               | 3                                | 0                            | 0                                | 0                             | 1                                | 1                            | 3                               |                                  |                                    |                         |        |  |  |  |  |  |  |  |
| 16 Garret Anderson, L (1, 7)<br>OBP: 0.343, SLG: 0.547                        | 3-2<br>1B                    |                                  |                              | 0-2<br>F9                        |                              | 0-3<br>K                         |                              | 4-0<br>1B<br>2B                  |                               | 3                                | 1                            | 1                                | 0                             | 1                                | 1                            | 1                               |                                  |                                    |                         |        |  |  |  |  |  |  |  |
| Tim Salmon, R (1, 10)   | 0-1<br>F9                    |                                  |                              | 4-2<br>BB                        |                              | 0-2<br>L6-3                      |                              | 0-0<br>2B<br>1B                  |                               | 3                                | 0                            | 1                                | 1                             | 1                                | 0                            | 2                               |                                  |                                    |                         |        |  |  |  |  |  |  |  |
| Scott Spiezio, S (1, 5)<br>(8, 3)   |                              | 1-0<br>P6                        |                              | 3-2<br>P5                        |                              |                                  | 1-1<br>P2                    | 1-0<br>2B                        |                               | 4                                | 0                            | 1                                | 1                             | 0                                | 0                            | 1                               |                                  |                                    |                         |        |  |  |  |  |  |  |  |
| Jeff DaVanon, S (1, 9)  |                              | 3-2<br>G6-3                      |                              | 0-0<br>F8                        |                              |                                  | 0-0<br>B1-3                  | 4-2<br>BB                        |                               | 3                                | 0                            | 0                                | 0                             | 1                                | 0                            | 1                               |                                  |                                    |                         |        |  |  |  |  |  |  |  |
| 39 Robb Quinlan, R (1, 3)<br>Tom Gregorio, R (8, 2)<br>OBP: 0.375, SLG: 0.286 |                              | 1-3<br>K                         |                              | 1-1<br>F7                        |                              |                                  | 0-0<br>1B                    | 1-1<br>F8                        |                               | 4                                | 0                            | 1                                | 0                             | 0                                | 1                            | 3                               |                                  |                                    |                         |        |  |  |  |  |  |  |  |
| Adam Kennedy, L (1, 4)  |                              |                                  | 0-1<br>G4-3<br>1B            |                                  | 2-1<br>P6                    |                                  | 1-2<br>F8                    |                                  | 1-0<br>F8                     | 4                                | 0                            | 1                                | 0                             | 0                                | 0                            | 1                               |                                  |                                    |                         |        |  |  |  |  |  |  |  |
| José Molina, R (1, 2)<br>Wilson Delgado, S (8, PH)<br>OBP: 0.276, SLG: 0.248  |                              | 2-2<br>G4-3                      |                              | 2-2<br>HBP                       |                              |                                  |                              | 2-3<br>K                         | 1-1<br>L5                     | 1                                | 0                            | 0                                | 0                             | 0                                | 0                            | 1                               |                                  |                                    |                         |        |  |  |  |  |  |  |  |
| <b>Inning Stats</b>   | R: 0<br>E: 0<br>K: 1<br>S: 8 | H: 1<br>LOB: 1<br>BB: 1<br>P: 17 | R: 0<br>E: 0<br>K: 1<br>S: 8 | H: 0<br>LOB: 0<br>BB: 0<br>P: 13 | R: 0<br>E: 0<br>K: 0<br>S: 8 | H: 1<br>LOB: 1<br>BB: 0<br>P: 10 | R: 0<br>E: 0<br>K: 0<br>S: 9 | H: 0<br>LOB: 1<br>BB: 1<br>P: 16 | R: 0<br>E: 0<br>K: 1<br>S: 13 | H: 0<br>LOB: 0<br>BB: 0<br>P: 17 | R: 0<br>E: 0<br>K: 0<br>S: 8 | H: 1<br>LOB: 1<br>BB: 0<br>P: 10 | R: 2<br>E: 0<br>K: 1<br>S: 19 | H: 3<br>LOB: 3<br>BB: 2<br>P: 34 | R: 0<br>E: 0<br>K: 0<br>S: 5 | H: 0<br>LOB: 0<br>BB: 0<br>P: 9 | 1B: 4<br>2B: 3<br>3B: 0<br>HR: 0 | SF: 0<br>SAC: 0<br>DP: 1<br>HBP: 1 | WP: 0<br>PB: 0<br>CS: 0 | PA: 37 |  |  |  |  |  |  |  |
| <b>PITCHER</b>  | IP                           | WLS                              | BF                           | H                                | R                            | ER                               | SO                           | BB                               | IBB                           | HBP                              | BLK                          | WP                               | HR                            | S                                | P                            | ERA                             | WHIP                             |                                    |                         |        |  |  |  |  |  |  |  |
| Ryan Franklin, R (1, 1)<br>ERA: 3.59  | 7.2                          | L                                | 31                           | 5                                | 2                            | 2                                | 4                            | 3                                | 1                             | 1                                | 0                            | 0                                | 0                             | 73                               | 118                          | 2.35                            | 1.043                            |                                    |                         |        |  |  |  |  |  |  |  |
| Rafael Soriano, R (8, 1)<br>ERA: 1.75   | 0.1                          |                                  | 3                            | 1                                | 0                            | 0                                | 0                            | 1                                | 0                             | 0                                | 0                            | 0                                | 0                             | 9                                | 15                           | 0.00                            | 6.000                            |                                    |                         |        |  |  |  |  |  |  |  |
| 40 Julio Mateo, R (9, 1)<br>ERA: 2.84   | 1.0                          |                                  | 3                            | 0                                | 0                            | 0                                | 0                            | 0                                | 0                             | 0                                | 0                            | 0                                | 0                             | 5                                | 9                            | 0.00                            | 0.000                            |                                    |                         |        |  |  |  |  |  |  |  |

Anaheim Angels @ Seattle Mariners  
Safeco Field, Seattle, WA  
Sun Sep 14 2003, 1:05 PM PDT  
Att: 45,861 - Cloudy - 66 F

livebaseballscores.com

AB 31  
R 2  
H 6  
RBI 2  
BB 5  
SO 4  
LOB 15



| Batter  | 1                             | 2                                | 3                             | 4                                | 5                            | 6                                | 7                            | 8                                | 9                            | AB                               | R                            | H                                | RBI                           | BB                               | SO                            | LOB                              | BOTTOM                        |                                  |                                  |                                    |                         |        |  |  |  |  |  |
|---|-------------------------------|----------------------------------|-------------------------------|----------------------------------|------------------------------|----------------------------------|------------------------------|----------------------------------|------------------------------|----------------------------------|------------------------------|----------------------------------|-------------------------------|----------------------------------|-------------------------------|----------------------------------|-------------------------------|----------------------------------|----------------------------------|------------------------------------|-------------------------|--------|--|--|--|--|--|
| 51 Ichiro Suzuki, L (1, 9)  | 3-3<br>K                      |                                  | 1-2<br>G4-3                   |                                  |                              | 3-2<br>P5                        |                              | 1 SAFE<br>2-0<br>F8              |                              | 4                                | 0                            | 0                                | 0                             | 0                                | 1                             | 1                                |                               |                                  |                                  |                                    |                         |        |  |  |  |  |  |
| Carlos Guillen, S (1, 5)  | 4-2<br>BB                     |                                  | 0-1<br>L6                     |                                  |                              | 2-1<br>P5                        |                              | 4-2<br>1-2<br>BB                 |                              | 2                                | 0                            | 0                                | 0                             | 2                                | 0                             | 0                                |                               |                                  |                                  |                                    |                         |        |  |  |  |  |  |
| Bret Boone, R (1, 4)  | 0-0<br>P4                     |                                  |                               | 3-3<br>K                         |                              | 0-0<br>F9                        |                              | 0-2<br>G4-3                      |                              | 4                                | 0                            | 0                                | 0                             | 0                                | 1                             | 3                                |                               |                                  |                                  |                                    |                         |        |  |  |  |  |  |
| Edgar Martinez, R (1, 10)<br>Chad Meyers, R (9, PR)   | 2-2<br>L4                     |                                  |                               | 2-2<br>L9                        |                              | 1-0<br>G6-3                      |                              |                                  | 4-2<br>BB                    | 3                                | 0                            | 0                                | 0                             | 1                                | 0                             | 1                                |                               |                                  |                                  |                                    |                         |        |  |  |  |  |  |
| John Olerud, L (1, 3)   |                               | 2-2<br>F7                        |                               | 0-0<br>G6-3                      |                              | 2-2<br>1B                        |                              |                                  | 3-3<br>K                     | 4                                | 0                            | 1                                | 0                             | 0                                | 1                             | 1                                |                               |                                  |                                  |                                    |                         |        |  |  |  |  |  |
| Mike Cameron, R (1, 8)  |                               | 3-1<br>HR                        |                               |                                  | 4-2<br>CS<br>BB              |                                  | 0-3<br>K                     |                                  | 2-3<br>K                     | 3                                | 1                            | 1                                | 1                             | 1                                | 2                             | 3                                |                               |                                  |                                  |                                    |                         |        |  |  |  |  |  |
| Randy Winn, S (1, 7)  |                               | 2-2<br>G3                        |                               |                                  | 4-2<br>G6-3                  |                                  | 3-2<br>P5                    |                                  | 2-1<br>P6                    | 4                                | 0                            | 0                                | 0                             | 0                                | 0                             | 4                                |                               |                                  |                                  |                                    |                         |        |  |  |  |  |  |
| Rey Sanchez, R (1, 6)   |                               | 1-0<br>G3                        |                               |                                  | 0-1<br>1B                    |                                  |                              | 1-2<br>F9                        |                              | 3                                | 0                            | 1                                | 0                             | 0                                | 0                             | 0                                |                               |                                  |                                  |                                    |                         |        |  |  |  |  |  |
| Dan Wilson, R (1, 2)<br>John Mabry, L (8, PH)<br>Jamal Strong, R (8, PR)<br>Pat Borders, R (9, 2)<br>OBP: 0.333, SLG: 0.375 |                               |                                  | 2-1<br>L7                     |                                  | 1-0<br>P3                    |                                  |                              | 4-2<br>BB<br>BB                  |                              | 2                                | 0                            | 0                                | 0                             | 0                                | 0                             | 1                                |                               |                                  |                                  |                                    |                         |        |  |  |  |  |  |
| <b>Inning Stats</b>   | R: 0<br>E: 0<br>K: 1<br>S: 13 | H: 0<br>LOB: 1<br>BB: 1<br>P: 22 | R: 1<br>E: 0<br>K: 0<br>S: 10 | H: 1<br>LOB: 0<br>BB: 0<br>P: 18 | R: 0<br>E: 0<br>K: 0<br>S: 7 | H: 0<br>LOB: 0<br>BB: 0<br>P: 10 | R: 0<br>E: 0<br>K: 1<br>S: 8 | H: 0<br>LOB: 0<br>BB: 0<br>P: 13 | R: 0<br>E: 0<br>K: 0<br>S: 9 | H: 1<br>LOB: 1<br>BB: 1<br>P: 15 | R: 0<br>E: 0<br>K: 0<br>S: 6 | H: 0<br>LOB: 0<br>BB: 0<br>P: 11 | R: 0<br>E: 0<br>K: 1<br>S: 14 | H: 1<br>LOB: 1<br>BB: 0<br>P: 20 | R: 0<br>E: 0<br>K: 0<br>S: 12 | H: 0<br>LOB: 2<br>BB: 2<br>P: 23 | R: 0<br>E: 1<br>K: 2<br>S: 12 | H: 0<br>LOB: 2<br>BB: 1<br>P: 23 | 1B: 2<br>2B: 0<br>3B: 0<br>HR: 1 | SF: 0<br>SAC: 0<br>DP: 0<br>HBP: 0 | WP: 0<br>PB: 0<br>CS: 1 | PA: 34 |  |  |  |  |  |
| <b>PITCHER</b>  | IP                            | WLS                              | BF                            | H                                | R                            | ER                               | SO                           | BB                               | IBB                          | HBP                              | BLK                          | WP                               | HR                            | S                                | P                             | ERA                              | WHIP                          |                                  |                                  |                                    |                         |        |  |  |  |  |  |
| Kevin Gregg, R (1, 1)<br>ERA: 2.42  | 7.0                           | W                                | 25                            | 3                                | 1                            | 1                                | 3                            | 2                                | 0                            | 0                                | 0                            | 0                                | 0                             | 67                               | 109                           | 1.29                             | 0.714                         |                                  |                                  |                                    |                         |        |  |  |  |  |  |
| Brendan Donnelly, R (8, 1)<br>ERA: 1.41   | 1.0                           | H                                | 5                             | 0                                | 0                            | 0                                | 0                            | 2                                | 0                            | 0                                | 0                            | 0                                | 0                             | 12                               | 23                            | 0.00                             | 2.000                         |                                  |                                  |                                    |                         |        |  |  |  |  |  |
| Troy Percival, R (9, 1)<br>ERA: 3.42  | 1.0                           | S                                | 4                             | 0                                | 0                            | 0                                | 2                            | 1                                | 0                            | 0                                | 0                            | 0                                | 0                             | 12                               | 23                            | 0.00                             | 1.000                         |                                  |                                  |                                    |                         |        |  |  |  |  |  |

Anaheim Angels @ Seattle Mariners  
Safeco Field, Seattle, WA  
Sun Sep 14 2003, 1:05 PM PDT  
Att: 45,861 - Cloudy - 66 F

livebaseballscores.com

AB 29  
R 1  
H 3  
RBI 1  
BB 5  
SO 5  
LOB 14





| Batter   | 1                            | 2                                | 3                             | 4                                | 5                            | 6                                | 7                             | 8                                | 9                            | AB                               | R                            | H                                | RBI                          | BB                              | SO                           | LOB                              | TOP                              |                                    |                                  |        |
|--|------------------------------|----------------------------------|-------------------------------|----------------------------------|------------------------------|----------------------------------|-------------------------------|----------------------------------|------------------------------|----------------------------------|------------------------------|----------------------------------|------------------------------|---------------------------------|------------------------------|----------------------------------|----------------------------------|------------------------------------|----------------------------------|--------|
| Mark Ellis, R<br>OBP: 0.319, SLG: 0.375 (1,4)      | F7                           | P4                               |                               | K                                | G3                           |                                  |                               | G6-3                             |                              | 5                                | 0                            | 0                                | 0                            | 0                               | 1                            | 6                                |                                  |                                    |                                  |        |
| Erubiel Durazo, L<br>OBP: 0.374, SLG: 0.427 (1,10) | G4-3                         |                                  | F8                            | F4                               |                              | K                                |                               | G6-3                             |                              | 5                                | 0                            | 0                                | 0                            | 0                               | 1                            | 3                                |                                  |                                    |                                  |        |
| 3 Eric Chavez, L<br>OBP: 0.349, SLG: 0.507 (1,5)   | P4                           |                                  | G5-3                          | HR                               |                              | K                                |                               | G6-3                             |                              | 5                                | 1                            | 2                                | 1                            | 0                               | 1                            | 0                                |                                  |                                    |                                  |        |
| Miguel Tejada, R<br>OBP: 0.335, SLG: 0.477 (1,6)   |                              | 1B<br>FC6-4                      | G5-3                          | HR                               |                              |                                  |                               |                                  | F7                           | 4                                | 2                            | 2                                | 4                            | 1                               | 0                            | 1                                |                                  |                                    |                                  |        |
| Scott Hatteberg, L<br>OBP: 0.339, SLG: 0.379 (1,3) | F8                           |                                  | L6                            |                                  |                              | G4-3                             |                               |                                  | F7                           | 4                                | 0                            | 0                                | 0                            | 1                               | 0                            | 3                                |                                  |                                    |                                  |        |
| Ramon Hernandez, R<br>OBP: 0.331, SLG: 0.465 (1,2) |                              | FC6-4                            |                               |                                  |                              |                                  |                               |                                  |                              | 4                                | 1                            | 4                                | 0                            | 0                               | 0                            | 0                                |                                  |                                    |                                  |        |
| Terrence Long, L<br>OBP: 0.292, SLG: 0.390 (1,7)   | FC6-4                        |                                  |                               |                                  |                              |                                  |                               |                                  |                              | 4                                | 1                            | 1                                | 1                            | 0                               | 1                            | 4                                |                                  |                                    |                                  |        |
| Jermaine Dye, R<br>OBP: 0.253, SLG: 0.246 (1,9)    |                              |                                  |                               |                                  |                              |                                  |                               |                                  |                              | 4                                | 1                            | 2                                | 0                            | 0                               | 1                            | 0                                |                                  |                                    |                                  |        |
| Eric Byrnes, R<br>OBP: 0.334, SLG: 0.469 (1,8)     |                              |                                  |                               |                                  |                              |                                  |                               |                                  |                              | 2                                | 1                            | 0                                | 1                            | 2                               | 0                            | 0                                |                                  |                                    |                                  |        |
| <b>Inning Stats</b>                                | R: 0<br>E: 0<br>K: 0<br>S: 8 | H: 0<br>LOB: 0<br>BB: 0<br>P: 14 | R: 1<br>E: 0<br>K: 0<br>S: 15 | H: 3<br>LOB: 3<br>BB: 1<br>P: 27 | R: 0<br>E: 0<br>K: 0<br>S: 9 | H: 1<br>LOB: 1<br>BB: 0<br>P: 15 | R: 6<br>E: 0<br>K: 2<br>S: 29 | H: 6<br>LOB: 2<br>BB: 2<br>P: 51 | R: 0<br>E: 0<br>K: 0<br>S: 6 | H: 0<br>LOB: 0<br>BB: 0<br>P: 12 | R: 0<br>E: 0<br>K: 1<br>S: 7 | H: 1<br>LOB: 0<br>BB: 0<br>P: 10 | R: 0<br>E: 0<br>K: 0<br>S: 5 | H: 0<br>LOB: 0<br>BB: 0<br>P: 9 | R: 0<br>E: 0<br>K: 0<br>S: 8 | H: 0<br>LOB: 0<br>BB: 0<br>P: 11 | 1B: 8<br>2B: 2<br>3B: 0<br>HR: 1 | SF: 0<br>SAC: 0<br>DP: 1<br>HBP: 0 | WP: 0<br>PB: 0<br>SB: 0<br>CS: 0 | PA: 41 |
| <b>PITCHER</b>                                     | IP                           | WLS                              | BF                            | H                                | R                            | ER                               | SO                            | BB                               | IBB                          | HBP                              | BLK                          | WP                               | HR                           | S                               | P                            | ERA                              | WHIP                             |                                    |                                  |        |
| Ramon Ortiz, R<br>ERA: 5.11 (1,1)                  | 3.2                          | L                                | 22                            | 9                                | 7                            | 7                                | 1                             | 2                                | 0                            | 0                                | 0                            | 0                                | 1                            | 51                              | 88                           | 17.18                            | 3.000                            |                                    |                                  |        |
| Gary Glover, R<br>ERA: 3.99 (4,1)                  | 2.1                          |                                  | 10                            | 1                                | 0                            | 0                                | 3                             | 2                                | 0                            | 0                                | 0                            | 0                                | 0                            | 26                              | 48                           | 0.00                             | 1.286                            |                                    |                                  |        |
| Derrick Turnbow, R<br>ERA: 0.87 (7,1)              | 2.0                          |                                  | 6                             | 1                                | 0                            | 0                                | 1                             | 0                                | 0                            | 0                                | 0                            | 0                                | 0                            | 12                              | 19                           | 0.00                             | 0.500                            |                                    |                                  |        |
| Greg Jones, R<br>ERA: 4.01 (9,1)                   | 1.0                          |                                  | 3                             | 0                                | 0                            | 0                                | 0                             | 0                                | 0                            | 0                                | 0                            | 0                                | 0                            | 8                               | 11                           | 0.00                             | 0.000                            |                                    |                                  |        |

Oakland Athletics @ Anaheim Angels  
Edison International Field, Anaheim, CA  
Mon Sep 15 2003, 10:05 PM EDT  
Att: 34,861 - Sunny - 73 F

AB 37  
R 7  
H 11  
RBI 7  
BB 4  
SO 5  
LOB 17



| Batter   | 1                            | 2                                | 3                             | 4                                | 5                            | 6                                | 7                             | 8                                | 9                            | AB                              | R                             | H                                | RBI                           | BB                               | SO                            | LOB                              | BOTTOM                           |                                    |                                  |        |
|--|------------------------------|----------------------------------|-------------------------------|----------------------------------|------------------------------|----------------------------------|-------------------------------|----------------------------------|------------------------------|---------------------------------|-------------------------------|----------------------------------|-------------------------------|----------------------------------|-------------------------------|----------------------------------|----------------------------------|------------------------------------|----------------------------------|--------|
| David Eckstein, R<br>OBP: 0.328, SLG: 0.329 (1,6)      | F8                           |                                  |                               |                                  |                              | F8                               |                               | FC4-6                            |                              | 4                               | 0                             | 1                                | 0                             | 0                                | 0                             | 1                                |                                  |                                    |                                  |        |
| 9 Chone Figgins, S<br>OBP: 0.358, SLG: 0.388 (1,8)     | P3                           |                                  |                               | K                                |                              |                                  |                               | G6-3                             |                              | 4                               | 1                             | 1                                | 0                             | 0                                | 1                             | 1                                |                                  |                                    |                                  |        |
| 16 Garret Anderson, L<br>OBP: 0.344, SLG: 0.549 (1,7)  | K                            |                                  |                               | K                                |                              |                                  |                               |                                  |                              | 4                               | 2                             | 2                                | 0                             | 0                                | 2                             | 1                                |                                  |                                    |                                  |        |
| Tim Salmon, R<br>OBP: 0.367, SLG: 0.447 (1,10)         |                              | F9                               |                               | F9                               |                              |                                  |                               |                                  |                              | 4                               | 1                             | 2                                | 3                             | 0                                | 0                             | 1                                |                                  |                                    |                                  |        |
| Scott Spiezio, S<br>OBP: 0.321, SLG: 0.451 (1,3) (9,5) |                              | G1-3                             |                               |                                  |                              | F9                               |                               | P4                               |                              | 4                               | 0                             | 0                                | 0                             | 0                                | 0                             | 2                                |                                  |                                    |                                  |        |
| Shawn Woolen, R<br>OBP: 0.319, SLG: 0.369 (1,5) (9,2)  |                              |                                  |                               | K                                |                              |                                  |                               | G6-3                             |                              | 4                               | 0                             | 1                                | 1                             | 0                                | 2                             | 0                                |                                  |                                    |                                  |        |
| Alfredo Amezaga, S<br>OBP: 0.234, SLG: 0.297 (9, PR)   |                              |                                  |                               |                                  |                              |                                  |                               |                                  |                              | 0                               | 0                             | 0                                | 0                             | 0                                | 0                             | 0                                |                                  |                                    |                                  |        |
| Eric Owens, R<br>OBP: 0.299, SLG: 0.312 (1,9)          |                              |                                  | F8                            |                                  |                              |                                  |                               |                                  |                              | 4                               | 0                             | 1                                | 0                             | 0                                | 1                             | 2                                |                                  |                                    |                                  |        |
| Adam Kennedy, L<br>OBP: 0.340, SLG: 0.395 (1,4)        |                              |                                  | K                             |                                  |                              | L6                               |                               |                                  |                              | 3                               | 0                             | 0                                | 0                             | 1                                | 2                             | 1                                |                                  |                                    |                                  |        |
| José Molina, R<br>OBP: 0.211, SLG: 0.220 (1,2) (8, PH) |                              |                                  | F9                            |                                  |                              |                                  |                               |                                  |                              | 2                               | 0                             | 0                                | 0                             | 0                                | 0                             | 0                                |                                  |                                    |                                  |        |
| 39 Robb Quinlan, R<br>OBP: 0.337, SLG: 0.371 (9, 3)    |                              |                                  |                               |                                  |                              | G5-3                             |                               | FC4-6                            |                              | 1                               | 0                             | 0                                | 0                             | 0                                | 0                             | 1                                |                                  |                                    |                                  |        |
|  |                              |                                  |                               |                                  |                              |                                  |                               |                                  |                              | 1                               | 0                             | 0                                | 0                             | 0                                | 0                             | 3                                |                                  |                                    |                                  |        |
| <b>Inning Stats</b>                                    | R: 0<br>E: 0<br>K: 1<br>S: 7 | H: 0<br>LOB: 0<br>BB: 0<br>P: 11 | R: 0<br>E: 0<br>K: 1<br>S: 11 | H: 0<br>LOB: 0<br>BB: 0<br>P: 18 | R: 0<br>E: 0<br>K: 1<br>S: 8 | H: 0<br>LOB: 0<br>BB: 0<br>P: 10 | R: 0<br>E: 0<br>K: 2<br>S: 13 | H: 1<br>LOB: 1<br>BB: 0<br>P: 20 | R: 0<br>E: 0<br>K: 1<br>S: 7 | H: 0<br>LOB: 0<br>BB: 0<br>P: 8 | R: 2<br>E: 0<br>K: 0<br>S: 11 | H: 2<br>LOB: 0<br>BB: 0<br>P: 17 | R: 0<br>E: 0<br>K: 1<br>S: 10 | H: 1<br>LOB: 1<br>BB: 0<br>P: 12 | R: 2<br>E: 0<br>K: 1<br>S: 22 | H: 4<br>LOB: 3<br>BB: 1<br>P: 34 | 1B: 5<br>2B: 2<br>3B: 0<br>HR: 1 | SF: 0<br>SAC: 0<br>DP: 0<br>HBP: 0 | WP: 0<br>PB: 0<br>SB: 0<br>CS: 0 | PA: 36 |
| <b>PITCHER</b>   | IP                           | WLS                              | BF                            | H                                | R                            | ER                               | SO                            | BB                               | IBB                          | HBP                             | BLK                           | WP                               | HR                            | S                                | P                             | ERA                              | WHIP                             |                                    |                                  |        |
| Ted Lilly, L<br>ERA: 4.33 (1,1)                        | 5.0                          | W                                | 16                            | 1                                | 0                            | 0                                | 6                             | 0                                | 0                            | 0                               | 0                             | 0                                | 1                             | 33                               | 44                            | 12.00                            | 1.667                            |                                    |                                  |        |
| Steve Sparks, R<br>ERA: 4.95 (6,1)                     | 3.0                          |                                  | 14                            | 5                                | 4                            | 4                                | 1                             | 0                                | 0                            | 0                               | 0                             | 0                                | 0                             | 5                                | 7                             | ∞                                | ∞                                |                                    |                                  |        |
| Chad Harville, R<br>ERA: 4.5 (9,1)                     | 0.0                          |                                  | 1                             | 1                                | 0                            | 0                                | 0                             | 0                                | 0                            | 0                               | 0                             | 0                                | 0                             | 5                                | 7                             | ∞                                | ∞                                |                                    |                                  |        |
| Keith Foulke, R<br>ERA: 2.07 (9,1)                     | 1.0                          | S                                | 5                             | 1                                | 0                            | 0                                | 1                             | 1                                | 0                            | 0                               | 0                             | 0                                | 0                             | 11                               | 20                            | 0.00                             | 2.000                            |                                    |                                  |        |

Oakland Athletics @ Anaheim Angels  
Edison International Field, Anaheim, CA  
Mon Sep 15 2003, 10:05 PM EDT  
Att: 34,861 - Sunny - 73 F

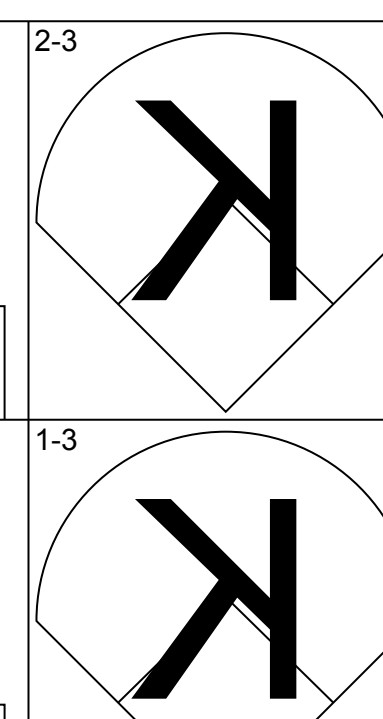
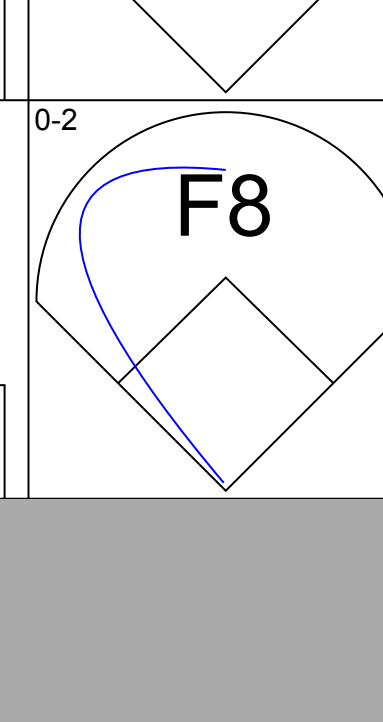
AB 35  
R 4  
H 8  
RBI 4  
BB 1  
SO 8  
LOB 13









| Batter   | 1   | 2                                | 3                             | 4                                | 5                            | 6                                | 7                            | 8                               | 9                            | AB                               | R                            | H                                | RBI                          | BB                               | SO                           | LOB                              | TOP                          |                                  |                                  |                                    |                                  |        |  |  |  |  |  |
|--|---|----------------------------------|-------------------------------|----------------------------------|------------------------------|----------------------------------|------------------------------|---------------------------------|------------------------------|----------------------------------|------------------------------|----------------------------------|------------------------------|----------------------------------|------------------------------|----------------------------------|------------------------------|----------------------------------|----------------------------------|------------------------------------|----------------------------------|--------|--|--|--|--|--|
| Mark Ellis, R<br>OBP: 0.317, SLG: 0.371 (1,4)      |   |                                  | G5-3                          |                                  |                              | F8                               |                              | G4-3                            |                              | 4                                | 0                            | 0                                | 0                            | 0                                | 1                            | 0                                |                              |                                  |                                  |                                    |                                  |        |  |  |  |  |  |
| Erubiel Durazo, L<br>OBP: 0.371, SLG: 0.430 (1,10) |  |                                  | F9                            |                                  |                              | K                                |                              |                                 | G3-1                         | 4                                | 0                            | 0                                | 0                            | 0                                | 2                            | 0                                |                              |                                  |                                  |                                    |                                  |        |  |  |  |  |  |
| Eric Chavez, L<br>OBP: 0.350, SLG: 0.507 (1,5)     | F8  |                                  | P6                            |                                  |                              | 2B                               |                              |                                 | G3                           | 4                                | 0                            | 1                                | 0                            | 0                                | 0                            | 0                                |                              |                                  |                                  |                                    |                                  |        |  |  |  |  |  |
| Miguel Tejada, R<br>OBP: 0.335, SLG: 0.477 (1,6)   |   | 2B                               |                               |                                  |                              | F7                               |                              |                                 | G5-3                         | 4                                | 1                            | 1                                | 0                            | 0                                | 0                            | 1                                |                              |                                  |                                  |                                    |                                  |        |  |  |  |  |  |
| Scott Hatteberg, L<br>OBP: 0.343, SLG: 0.382 (1,3) |   | 2B                               |                               |                                  |                              | G4-3                             |                              |                                 | F7                           | 3                                | 1                            | 1                                | 1                            | 0                                | 0                            | 0                                |                              |                                  |                                  |                                    |                                  |        |  |  |  |  |  |
| Ramon Hernandez, R<br>OBP: 0.327, SLG: 0.459 (1,2) |   | 2B                               |                               |                                  |                              | L8                               |                              |                                 | G5-3                         | 3                                | 0                            | 0                                | 0                            | 0                                | 0                            | 1                                |                              |                                  |                                  |                                    |                                  |        |  |  |  |  |  |
| Jermaine Dye, R<br>OBP: 0.253, SLG: 0.242 (1,9)    |   |                                  |                               |                                  |                              | G5-3                             |                              |                                 | K                            | 3                                | 0                            | 0                                | 0                            | 0                                | 1                            | 1                                |                              |                                  |                                  |                                    |                                  |        |  |  |  |  |  |
| Billy McMillon, L<br>OBP: 0.361, SLG: 0.463 (1,7)  |   |                                  |                               |                                  |                              | G3-1                             |                              |                                 | G3-1                         | 1                                | 0                            | 1                                | 1                            | 0                                | 0                            | 0                                |                              |                                  |                                  |                                    |                                  |        |  |  |  |  |  |
| Terrence Long, L<br>OBP: 0.290, SLG: 0.386 (3,7)   |   |                                  |                               |                                  |                              |                                  |                              |                                 |                              | 2                                | 0                            | 0                                | 0                            | 0                                | 0                            | 0                                |                              |                                  |                                  |                                    |                                  |        |  |  |  |  |  |
| Eric Byrnes, R<br>OBP: 0.331, SLG: 0.463 (1,8)     |   |                                  |                               |                                  |                              | G5-3                             |                              |                                 | K                            | 3                                | 0                            | 0                                | 0                            | 0                                | 2                            | 1                                |                              |                                  |                                  |                                    |                                  |        |  |  |  |  |  |
| <b>Inning Stats</b>                                | R: 0<br>E: 0<br>K: 2<br>S: 12   | H: 0<br>LOB: 0<br>BB: 0<br>P: 15 | R: 2<br>E: 0<br>K: 1<br>S: 15 | H: 3<br>LOB: 1<br>BB: 0<br>P: 23 | R: 0<br>E: 0<br>K: 0<br>S: 7 | H: 0<br>LOB: 0<br>BB: 0<br>P: 10 | R: 0<br>E: 0<br>K: 0<br>S: 7 | H: 0<br>LOB: 0<br>BB: 0<br>P: 9 | R: 0<br>E: 0<br>K: 1<br>S: 6 | H: 0<br>LOB: 0<br>BB: 0<br>P: 12 | R: 0<br>E: 0<br>K: 1<br>S: 8 | H: 1<br>LOB: 1<br>BB: 0<br>P: 12 | R: 0<br>E: 0<br>K: 1<br>S: 7 | H: 0<br>LOB: 0<br>BB: 0<br>P: 10 | R: 0<br>E: 0<br>K: 1<br>S: 9 | H: 0<br>LOB: 0<br>BB: 0<br>P: 12 | R: 0<br>E: 0<br>K: 0<br>S: 7 | H: 0<br>LOB: 0<br>BB: 0<br>P: 11 | 1B: 0<br>2B: 4<br>3B: 0<br>HR: 0 | SF: 0<br>SAC: 0<br>DP: 0<br>HBP: 0 | WP: 1<br>PB: 0<br>SB: 0<br>CS: 0 | PA: 31 |  |  |  |  |  |
| <b>PITCHER</b>                                     | IP  | WLS                              | BF                            | H                                | R                            | ER                               | SO                           | BB                              | IBB                          | HBP                              | BLK                          | WP                               | HR                           | S                                | P                            | ERA                              | WHIP                         |                                  |                                  |                                    |                                  |        |  |  |  |  |  |
| 62 Scot Shields, R<br>ERA: 3.11 (1,1)              | 8.0   | L                                | 28                            | 4                                | 2                            | 2                                | 6                            | 0                               | 0                            | 0                                | 0                            | 1                                | 0                            | 71                               | 103                          | 2.25                             | 0.500                        |                                  |                                  |                                    |                                  |        |  |  |  |  |  |
| Ben Weber, R<br>ERA: 2.72 (9,1)                    | 1.0   |                                  | 3                             | 0                                | 0                            | 0                                | 0                            | 0                               | 0                            | 0                                | 0                            | 0                                | 0                            | 7                                | 11                           | 0.00                             | 0.000                        |                                  |                                  |                                    |                                  |        |  |  |  |  |  |

Oakland Athletics @ Anaheim Angels  
Edison International Field, Anaheim, CA  
Wed Sep 17 2003, 4:05 PM EDT  
Att: 32,503 - Sunny - 78 F

livebaseballscorecards.com

**AB** 31  
**R** 2  
**H** 4  
**RBI** 2  
**BB** 0  
**SO** 6  
**LOB** 4




| Batter  | 1                            | 2                                | 3                            | 4                               | 5                            | 6                               | 7                            | 8                               | 9                            | AB                               | R                            | H                                | RBI                           | BB                               | SO                           | LOB                              | BOTTOM                       |                                  |                                  |                                    |                                  |        |  |  |  |  |  |
|---|------------------------------|----------------------------------|------------------------------|---------------------------------|------------------------------|---------------------------------|------------------------------|---------------------------------|------------------------------|----------------------------------|------------------------------|----------------------------------|-------------------------------|----------------------------------|------------------------------|----------------------------------|------------------------------|----------------------------------|----------------------------------|------------------------------------|----------------------------------|--------|--|--|--|--|--|
| David Eckstein, R<br>OBP: 0.329, SLG: 0.326 (1,6)     | G6-3                         |                                  |                              | G5-3                            |                              | FC4                             |                              |                                 | 9<br>16<br>SF9<br>BB         | 3                                | 1                            | 0                                | 0                             | 1                                | 0                            | 2                                |                              |                                  |                                  |                                    |                                  |        |  |  |  |  |  |
| 9 Chone Figgins, S<br>OBP: 0.350, SLG: 0.377 (1,8)    | B3                           |                                  |                              | P2                              |                              | G6-3                            |                              |                                 | E1<br>G1-3                   | 4                                | 0                            | 0                                | 0                             | 0                                | 0                            | 3                                |                              |                                  |                                  |                                    |                                  |        |  |  |  |  |  |
| 16 Garret Anderson, L<br>OBP: 0.347, SLG: 0.550 (1,7) | K                            |                                  |                              | G3-1                            |                              |                                 |                              |                                 | SF9                          | 3                                | 0                            | 1                                | 1                             | 0                                | 1                            | 0                                |                              |                                  |                                  |                                    |                                  |        |  |  |  |  |  |
| Tim Salmon, R<br>OBP: 0.367, SLG: 0.443 (1,10)        |                              | P4                               |                              |                                 | G6-3                         |                                 | F7                           |                                 | G1-3                         | 4                                | 0                            | 0                                | 0                             | 0                                | 0                            | 2                                |                              |                                  |                                  |                                    |                                  |        |  |  |  |  |  |
| Scott Spiezio, S<br>OBP: 0.323, SLG: 0.456 (1,3)      |                              | P4                               |                              |                                 | K                            |                                 |                              |                                 |                              | 3                                | 0                            | 0                                | 0                             | 1                                | 2                            | 1                                |                              |                                  |                                  |                                    |                                  |        |  |  |  |  |  |
| Trent Durrington, R<br>OBP: 0.500, SLG: 0.200 (9, PR) |                              |                                  |                              |                                 |                              |                                 |                              |                                 | IBB                          | 0                                | 0                            | 0                                | 0                             | 0                                | 0                            | 0                                |                              |                                  |                                  |                                    |                                  |        |  |  |  |  |  |
| Eric Owens, R<br>OBP: 0.298, SLG: 0.308 (1,9)         |                              | B2                               |                              |                                 | G3-1                         |                                 |                              |                                 | F8                           | 3                                | 0                            | 0                                | 0                             | 0                                | 1                            | 1                                |                              |                                  |                                  |                                    |                                  |        |  |  |  |  |  |
| Jeff DaVanon, S<br>OBP: 0.362, SLG: 0.455 (9, PH)     |                              |                                  |                              |                                 |                              |                                 |                              |                                 |                              | 1                                | 0                            | 0                                | 0                             | 0                                | 0                            | 2                                |                              |                                  |                                  |                                    |                                  |        |  |  |  |  |  |
| Adam Kennedy, L<br>OBP: 0.339, SLG: 0.392 (1,4)       |                              |                                  |                              | P2                              |                              |                                 |                              |                                 |                              | 2                                | 0                            | 0                                | 0                             | 1                                | 0                            | 0                                |                              |                                  |                                  |                                    |                                  |        |  |  |  |  |  |
| José Molina, R<br>OBP: 0.207, SLG: 0.216 (1,2)        |                              |                                  |                              | P6                              |                              |                                 |                              |                                 |                              | 2                                | 0                            | 0                                | 0                             | 0                                | 0                            | 1                                |                              |                                  |                                  |                                    |                                  |        |  |  |  |  |  |
| Shawn Wooten, R<br>OBP: 0.314, SLG: 0.364 (9, PH)     |                              |                                  |                              |                                 |                              |                                 |                              |                                 |                              | 1                                | 0                            | 0                                | 0                             | 0                                | 0                            | 0                                |                              |                                  |                                  |                                    |                                  |        |  |  |  |  |  |
| Alfredo Amezaga, S<br>OBP: 0.238, SLG: 0.250 (1,5)    |                              |                                  |                              | K                               |                              |                                 |                              |                                 |                              | 3                                | 0                            | 1                                | 0                             | 0                                | 2                            | 0                                |                              |                                  |                                  |                                    |                                  |        |  |  |  |  |  |
| <b>Inning Stats</b>                                   | R: 0<br>E: 0<br>K: 1<br>S: 8 | H: 0<br>LOB: 0<br>BB: 0<br>P: 12 | R: 0<br>E: 0<br>K: 0<br>S: 5 | H: 0<br>LOB: 0<br>BB: 0<br>P: 9 | R: 0<br>E: 0<br>K: 1<br>S: 5 | H: 0<br>LOB: 0<br>BB: 0<br>P: 7 | R: 0<br>E: 0<br>K: 0<br>S: 5 | H: 0<br>LOB: 0<br>BB: 0<br>P: 8 | R: 0<br>E: 0<br>K: 1<br>S: 7 | H: 0<br>LOB: 0<br>BB: 0<br>P: 14 | R: 0<br>E: 0<br>K: 0<br>S: 9 | H: 1<br>LOB: 2<br>BB: 1<br>P: 19 | R: 0<br>E: 0<br>K: 2<br>S: 11 | H: 1<br>LOB: 1<br>BB: 0<br>P: 18 | R: 0<br>E: 0<br>K: 1<br>S: 8 | H: 0<br>LOB: 0<br>BB: 0<br>P: 12 | R: 1<br>E: 1<br>K: 0<br>S: 7 | H: 0<br>LOB: 2<br>BB: 2<br>P: 21 | 1B: 2<br>2B: 0<br>3B: 0<br>HR: 0 | SF: 1<br>SAC: 0<br>DP: 0<br>HBP: 0 | WP: 0<br>PB: 0<br>SB: 0<br>CS: 0 | PA: 33 |  |  |  |  |  |
| <b>PITCHER</b>  | IP                           | WLS                              | BF                           | H                               | R                            | ER                              | SO                           | BB                              | IBB                          | HBP                              | BLK                          | WP                               | HR                            | S                                | P                            | ERA                              | WHIP                         |                                  |                                  |                                    |                                  |        |  |  |  |  |  |
| Barry Zito, L<br>ERA: 3.3 (1,1)                       | 8.1                          | W                                | 30                           | 2                               | 1                            | 0                               | 6                            | 2                               | 0                            | 0                                | 0                            | 0                                | 0                             | 63                               | 111                          | 0.00                             | 0.480                        |                                  |                                  |                                    |                                  |        |  |  |  |  |  |
| Chad Bradford, R<br>ERA: 2.95 (9,1)                   | 0.1                          | H                                | 2                            | 0                               | 0                            | 0                               | 0                            | 0                               | 1                            | 0                                | 0                            | 0                                | 0                             | 1                                | 6                            | 0.00                             | 0.000                        |                                  |                                  |                                    |                                  |        |  |  |  |  |  |
| Jim Mecir, R<br>ERA: 5.4 (9,1)                        | 0.1                          | S                                | 1                            | 0                               | 0                            | 0                               | 0                            | 0                               | 0                            | 0                                | 0                            | 0                                | 0                             | 1                                | 3                            | 0.00                             | 0.000                        |                                  |                                  |                                    |                                  |        |  |  |  |  |  |

Oakland Athletics @ Anaheim Angels  
Edison International Field, Anaheim, CA  
Wed Sep 17 2003, 4:05 PM EDT  
Att: 32,503 - Sunny - 78 F

livebaseballscorecards.com

**AB** 29  
**R** 1  
**H** 2  
**RBI** 1  
**BB** 3  
**SO** 6  
**LOB** 12

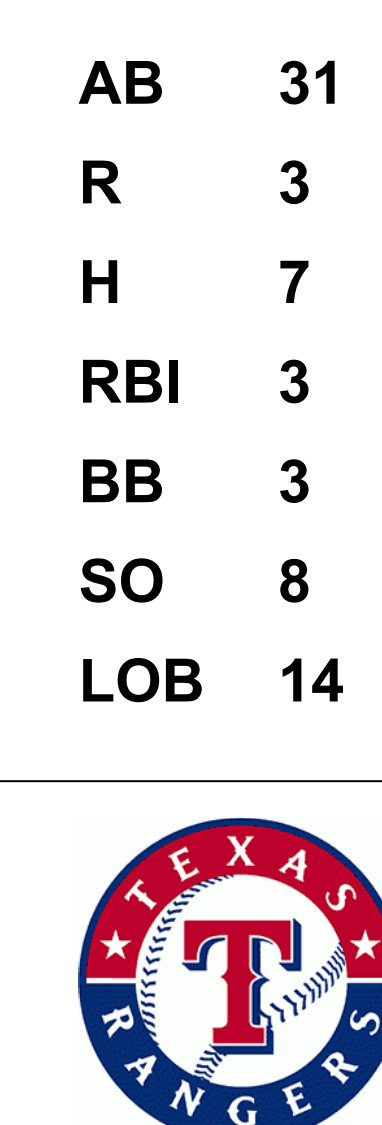




| Batter   | 1   | 2                                | 3                            | 4                                | 5                             | 6                                | 7                             | 8                                | 9                            | AB                               | R                            | H                               | RBI                          | BB                               | SO                           | LOB                             | TOP   |                                    |                                  |        |
|--|---|----------------------------------|------------------------------|----------------------------------|-------------------------------|----------------------------------|-------------------------------|----------------------------------|------------------------------|----------------------------------|------------------------------|---------------------------------|------------------------------|----------------------------------|------------------------------|---------------------------------|---|------------------------------------|----------------------------------|--------|
| David Eckstein, R (1, 6)<br>OBP: 0.330, SLG: 0.330     | F9  |                                  | P4                           |                                  | 2B                            |                                  | 1B                            |                                  |                              | 4                                | 0                            | 2                               | 1                            | 0                                | 0                            | 0                               | <b>Anaheim Angels @ Texas Rangers</b><br>The Ballpark at Arlington, Arlington, TX<br>Fri Sep 19 2003, 8:05 PM EDT<br>Att: 23,725 - Sunny - 72 F |                                    |                                  |        |
| 9 Chone Figgins, S (1, 8)<br>OBP: 0.344, SLG: 0.370    | K   |                                  | K                            |                                  |                               |                                  |                               | F8                               |                              | 4                                | 0                            | 0                               | 0                            | 0                                | 2                            | 1                               |   |                                    |                                  |        |
| 16 Garret Anderson, L (1, 7)<br>OBP: 0.347, SLG: 0.549 | 2B  |                                  | K                            |                                  |                               |                                  |                               | K                                |                              | 4                                | 0                            | 1                               | 0                            | 0                                | 2                            | 0                               |   |                                    |                                  |        |
| Tim Salmon, R (1, 10)<br>OBP: 0.368, SLG: 0.451        | 2B  |                                  |                              | HR                               |                               | L7                               |                               | L9                               |                              | 4                                | 1                            | 2                               | 1                            | 0                                | 0                            | 0                               |   |                                    |                                  |        |
| Scott Spiezio, S (1, 3)<br>OBP: 0.322, SLG: 0.459      | F9  |                                  |                              | L9                               |                               | 3B                               |                               | L8                               |                              | 4                                | 0                            | 1                               | 0                            | 0                                | 0                            | 2                               |   |                                    |                                  |        |
| Jeff DaVanon, S (1, 9)<br>OBP: 0.360, SLG: 0.450       |   | SH1-3<br>BB                      |                              | F8                               |                               | G6-3                             |                               | G6-3                             |                              | 3                                | 0                            | 0                               | 0                            | 1                                | 0                            | 1                               |   |                                    |                                  |        |
| Adam Kennedy, L (1, 4)<br>OBP: 0.312, SLG: 0.388       | F8  |                                  |                              | P6                               |                               |                                  | K2-3                          | F8                               |                              | 4                                | 0                            | 0                               | 0                            | 0                                | 1                            | 1                               |   |                                    |                                  |        |
| José Molina, R (1, 2)<br>OBP: 0.212, SLG: 0.221        | SH1-3   |                                  |                              |                                  | K                             |                                  |                               | SH5-3<br>1B                      |                              | 2                                | 1                            | 1                               | 0                            | 0                                | 1                            | 0                               |   |                                    |                                  |        |
| Alfredo Amezaga, S (1, 5)<br>OBP: 0.233, SLG: 0.244    | K   |                                  |                              |                                  | K                             |                                  |                               | SH5-3                            |                              | 2                                | 0                            | 0                               | 0                            | 0                                | 2                            | 1                               |   |                                    |                                  |        |
| <b>Inning Stats</b>                                    | R: 0<br>E: 0<br>K: 1<br>S: 15                         | H: 2<br>LOB: 2<br>BB: 0<br>P: 24 | R: 0<br>E: 0<br>K: 1<br>S: 9 | H: 0<br>LOB: 1<br>BB: 1<br>P: 17 | R: 0<br>E: 0<br>K: 2<br>S: 10 | H: 0<br>LOB: 0<br>BB: 0<br>P: 17 | R: 1<br>E: 0<br>K: 0<br>S: 12 | H: 1<br>LOB: 0<br>BB: 0<br>P: 18 | R: 0<br>E: 0<br>K: 0<br>S: 9 | H: 1<br>LOB: 1<br>BB: 0<br>P: 12 | R: 1<br>E: 0<br>K: 1<br>S: 6 | H: 2<br>LOB: 1<br>BB: 0<br>P: 7 | R: 0<br>E: 0<br>K: 1<br>S: 8 | H: 0<br>LOB: 0<br>BB: 0<br>P: 13 | R: 0<br>E: 0<br>K: 0<br>S: 6 | H: 0<br>LOB: 0<br>BB: 0<br>P: 8 | 1B: 3<br>2B: 2<br>3B: 1<br>HR: 1  | SF: 0<br>SAC: 0<br>DP: 0<br>HBP: 0 | WP: 0<br>PB: 0<br>SB: 0<br>CS: 0 | PA: 34 |
| <b>PITCHER</b>   | IP WLS BF H R ER SO BB IBB HBP BLK WP HR S P ERA WHIP |                                  |                              |                                  |                               |                                  |                               |                                  |                              |                                  |                              |                                 |                              |                                  |                              |                                 |   |                                    |                                  |        |
| R.A. Dickey, R (1, 1)<br>ERA: 5.17                     | 6.0   | W 24                             | 5                            | 1                                | 1                             | 6                                | 1                             | 0                                | 0                            | 0                                | 0                            | 0                               | 1                            | 66                               | 106                          | 1.50                            | 1.000   |                                    |                                  |        |
| Aaron Fultz, L (7, 1)<br>ERA: 5.16                     | 1.0   | H 4                              | 2                            | 1                                | 1                             | 1                                | 0                             | 0                                | 0                            | 0                                | 0                            | 0                               | 0                            | 6                                | 7                            | 9.00                            | 2.000   |                                    |                                  |        |
| 32 Ron Mahay, L (8, 1)<br>ERA: 1.62                    | 1.0   | H 3                              | 0                            | 0                                | 0                             | 1                                | 0                             | 0                                | 0                            | 0                                | 0                            | 0                               | 0                            | 8                                | 13                           | 0.00                            | 0.000   |                                    |                                  |        |
| Francisco Cordero, R (9, 1)<br>ERA: 2.81               | 1.0   | S 3                              | 0                            | 0                                | 0                             | 0                                | 0                             | 0                                | 0                            | 0                                | 0                            | 0                               | 0                            | 6                                | 8                            | 0.00                            | 0.000   |                                    |                                  |        |

| Batter   | 1   | 2                                | 3                             | 4                                | 5                             | 6                                | 7                             | 8                                | 9                            | AB                              | R                            | H                                | RBI                          | BB                               | SO                           | LOB                              | BOTTOM  |                                    |                                  |        |
|--|---|----------------------------------|-------------------------------|----------------------------------|-------------------------------|----------------------------------|-------------------------------|----------------------------------|------------------------------|---------------------------------|------------------------------|----------------------------------|------------------------------|----------------------------------|------------------------------|----------------------------------|---|------------------------------------|----------------------------------|--------|
| 10 Michael Young, R (1, 4)<br>OBP: 0.342, SLG: 0.451 | G5-3<br>2B  |                                  | 9<br>2B<br>1B                 | FC4-6<br>1B                      |                               | G1-4-3                           |                               |                                  |                              | 4                               | 1                            | 3                                | 0                            | 0                                | 0                            | 1                                | <b>Anaheim Angels @ Texas Rangers</b><br>The Ballpark at Arlington, Arlington, TX<br>Fri Sep 19 2003, 8:05 PM EDT<br>Att: 23,725 - Sunny - 72 F |                                    |                                  |        |
| 9 Hank Blalock, L (1, 5)<br>OBP: 0.361, SLG: 0.534   | L9  |                                  | 1B<br>23<br>1B                | FC4-6                            |                               |                                  | K                             |                                  |                              | 4                               | 1                            | 1                                | 0                            | 0                                | 1                            | 2                                |   |                                    |                                  |        |
| Alex Rodriguez, R (1, 6)<br>OBP: 0.393, SLG: 0.592   | G5-3  |                                  | 23<br>1B<br>BB                | K                                |                               |                                  | K                             |                                  |                              | 4                               | 1                            | 1                                | 1                            | 0                                | 2                            | 2                                |   |                                    |                                  |        |
| Rafael Palmeiro, L (1, 10)<br>OBP: 0.359, SLG: 0.504 | L9  |                                  | 23<br>1B<br>WP                | P4                               |                               |                                  | G3-1                          |                                  |                              | 3                               | 0                            | 0                                | 0                            | 1                                | 0                            | 1                                |   |                                    |                                  |        |
| 23 Mark Teixeira, S (1, 3)<br>OBP: 0.330, SLG: 0.470 |   | K                                | WP<br>1B                      | G3                               |                               |                                  | G4-3                          |                                  |                              | 4                               | 0                            | 1                                | 2                            | 0                                | 1                            | 0                                |   |                                    |                                  |        |
| Laynce Nix, L (1, 8)<br>OBP: 0.284, SLG: 0.448       |   | 1B                               | 1-2<br>2-3<br>3H              | F8                               |                               |                                  | F7                            |                                  |                              | 4                               | 0                            | 1                                | 0                            | 0                                | 1                            | 2                                |   |                                    |                                  |        |
| Shane Spencer, R (1, 9)<br>OBP: 0.333, SLG: 0.399    |   | K                                | 1-2<br>2-3                    | BB                               |                               |                                  | G1-3                          |                                  |                              | 3                               | 0                            | 0                                | 0                            | 1                                | 1                            | 1                                |   |                                    |                                  |        |
| 15 Gerald Laird, R (1, 2)<br>OBP: 0.325, SLG: 0.333  |   | K                                | 2-3                           | K                                |                               |                                  | BB                            |                                  |                              | 2                               | 0                            | 0                                | 0                            | 1                                | 2                            | 4                                |   |                                    |                                  |        |
| Jermaine Clark, L (1, 7)<br>OBP: 0.167, SLG: 0.065   |   |                                  | 2-1                           | F8                               |                               |                                  | G4-3                          |                                  |                              | 3                               | 0                            | 0                                | 0                            | 0                                | 0                            | 1                                |   |                                    |                                  |        |
| Ryan Christenson, R (9, 8)<br>OBP: 0.259, SLG: 0.249 |   |                                  |                               |                                  |                               |                                  | F7                            |                                  |                              | 0                               | 0                            | 0                                | 0                            | 0                                | 0                            | 0                                |   |                                    |                                  |        |
| <b>Inning Stats</b>                                  | R: 0<br>E: 0<br>K: 0<br>S: 8                          | H: 1<br>LOB: 1<br>BB: 0<br>P: 11 | R: 0<br>E: 0<br>K: 3<br>S: 14 | H: 1<br>LOB: 0<br>BB: 0<br>P: 21 | R: 3<br>E: 0<br>K: 2<br>S: 26 | H: 4<br>LOB: 3<br>BB: 2<br>P: 49 | R: 0<br>E: 0<br>K: 1<br>S: 11 | H: 1<br>LOB: 1<br>BB: 0<br>P: 16 | R: 0<br>E: 0<br>K: 0<br>S: 5 | H: 0<br>LOB: 0<br>BB: 0<br>P: 7 | R: 0<br>E: 0<br>K: 0<br>S: 8 | H: 0<br>LOB: 1<br>BB: 1<br>P: 14 | R: 0<br>E: 0<br>K: 2<br>S: 7 | H: 0<br>LOB: 0<br>BB: 0<br>P: 10 | R: 0<br>E: 0<br>K: 0<br>S: 6 | H: 0<br>LOB: 0<br>BB: 0<br>P: 10 | 1B: 5<br>2B: 2<br>3B: 0<br>HR: 0  | SF: 0<br>SAC: 0<br>DP: 0<br>HBP: 0 | WP: 1<br>PB: 0<br>SB: 0<br>CS: 0 | PA: 34 |
| <b>PITCHER</b>                                       | IP WLS BF H R ER SO BB IBB HBP BLK WP HR S P ERA WHIP |                                  |                               |                                  |                               |                                  |                               |                                  |                              |                                 |                              |                                  |                              |                                  |                              |                                  |   |                                    |                                  |        |
| 41 John Lackey, R (1, 1)<br>ERA: 4.85                | 6.0   | L 28                             | 7                             | 3                                | 3                             | 6                                | 3                             | 0                                | 0                            | 0                               | 0                            | 0                                | 0                            | 72                               | 118                          | 4.50                             | 1.667   |                                    |                                  |        |
| Derrick Turnbow, R (7, 1)<br>ERA: 0.69               | 2.0   | 6                                | 0                             | 0                                | 0                             | 2                                | 0                             | 0                                | 0                            | 0                               | 0                            | 0                                | 0                            | 13                               | 20                           | 0.00                             | 0.000   |                                    |                                  |        |

AB 31  
R 2  
H 7  
RBI 2  
BB 1  
SO 8  
LOB 6





| Batter   | 1   | 2                                | 3                            | 4                               | 5                            | 6                                | 7                             | 8                                | 9                            | AB                               | R                            | H                                | RBI                           | BB                               | SO                            | LOB                              | TOP                              |                                    |                                  |        |
|--|---|----------------------------------|------------------------------|---------------------------------|------------------------------|----------------------------------|-------------------------------|----------------------------------|------------------------------|----------------------------------|------------------------------|----------------------------------|-------------------------------|----------------------------------|-------------------------------|----------------------------------|----------------------------------|------------------------------------|----------------------------------|--------|
| David Eckstein, R (1, 6)<br>OBP: 0.328, SLG: 0.328<br>Trent Durrington, R (6, 4)<br>OBP: 0.344, SLG: 0.167 | 0-1 L5  |                                  | 1-1 G6-3                     |                                 |                              | 2-1 G5-3                         |                               | 2-0 P6                           |                              | 3                                | 0                            | 0                                | 0                             | 0                                | 0                             | 0                                |                                  |                                    |                                  |        |
| 9 Chone Figgins, S (1, 8)<br>OBP: 0.342, SLG: 0.365  | 4-2 HR  |                                  | 3-3 K                        |                                 |                              | 0-1 L7                           |                               | 3-2 P6                           |                              | 3                                | 1                            | 0                                | 0                             | 1                                | 1                             | 0                                |                                  |                                    |                                  |        |
| Adam Kennedy, L (1, 4)<br>OBP: 0.394, SLG: 0.394<br>Wilson Delgado, S (6, 5)<br>OBP: 0.274, SLG: 0.246     | 0-0 HR  |                                  | 3-1 G4-3                     |                                 |                              | 1-3 K                            |                               | 2-2 G4-3                         |                              | 3                                | 1                            | 1                                | 2                             | 0                                | 1                             | 0                                |                                  |                                    |                                  |        |
| Tim Salmon, R (1, 10)<br>OBP: 0.370, SLG: 0.457<br>Adam Riggs, R (9, PR)<br>OBP: 0.305, SLG: 0.537         | 2-2 FC4-6   |                                  |                              |                                 |                              | 0-3 K                            |                               | 1-1 39 G4-3                      |                              | 4                                | 0                            | 3                                | 0                             | 0                                | 1                             | 0                                |                                  |                                    |                                  |        |
| Jeff DaVanon, S (1, 9)<br>OBP: 0.356, SLG: 0.444   | 0-0 FC4-6   |                                  |                              |                                 |                              | 0-1 F7                           |                               | 3-1 P6                           |                              | 4                                | 0                            | 0                                | 0                             | 0                                | 1                             | 3                                |                                  |                                    |                                  |        |
| 39 Robb Quinlan, R (1, 3)<br>OBP: 0.333, SLG: 0.376  | 1-2 CS  |                                  |                              |                                 |                              | 2-3 K                            |                               | 2-1 G4-3                         |                              | 4                                | 0                            | 1                                | 0                             | 0                                | 1                             | 2                                |                                  |                                    |                                  |        |
| Eric Owens, R (1, 7)<br>OBP: 0.334, SLG: 0.304<br>Barry Wesson, R (7, 7)                                   |   |                                  |                              |                                 |                              | 0-1 G3-1                         |                               | 2-1 G6-3                         |                              | 3                                | 0                            | 0                                | 0                             | 0                                | 0                             | 2                                |                                  |                                    |                                  |        |
| José Molina, R (1, 2)<br>OBP: 0.210, SLG: 0.219<br>Tom Gregorio, R (5, PH)<br>OBP: 0.400, SLG: 0.250       |   |                                  |                              |                                 |                              | 1-3 K                            |                               | 4-2 HR                           |                              | 1                                | 0                            | 0                                | 0                             | 0                                | 0                             | 1                                |                                  |                                    |                                  |        |
| Alfredo Amezaga, S (1, 5)<br>OBP: 0.236, SLG: 0.284  |   |                                  |                              |                                 |                              | 3-3 K                            |                               | 1-0 HR                           |                              | 3                                | 1                            | 1                                | 2                             | 0                                | 1                             | 1                                |                                  |                                    |                                  |        |
| <b>Inning Stats</b>  | R: 2<br>E: 0<br>K: 0<br>S: 12                         | H: 2<br>LOB: 0<br>BB: 1<br>P: 19 | R: 0<br>E: 0<br>K: 0<br>S: 5 | H: 1<br>LOB: 1<br>BB: 0<br>P: 8 | R: 0<br>E: 0<br>K: 1<br>S: 7 | H: 0<br>LOB: 0<br>BB: 0<br>P: 14 | R: 0<br>E: 0<br>K: 2<br>S: 10 | H: 0<br>LOB: 0<br>BB: 0<br>P: 12 | R: 0<br>E: 0<br>K: 1<br>S: 7 | H: 0<br>LOB: 0<br>BB: 0<br>P: 14 | R: 0<br>E: 0<br>K: 0<br>S: 8 | H: 1<br>LOB: 1<br>BB: 0<br>P: 16 | R: 2<br>E: 0<br>K: 0<br>S: 12 | H: 1<br>LOB: 0<br>BB: 1<br>P: 24 | R: 0<br>E: 0<br>K: 2<br>S: 10 | H: 1<br>LOB: 2<br>BB: 0<br>P: 14 | 1B: 1<br>2B: 3<br>3B: 0<br>HR: 2 | SF: 0<br>SAC: 0<br>DP: 0<br>HBP: 0 | WP: 0<br>PB: 0<br>SB: 0<br>CS: 1 | PA: 35 |
| <b>PITCHER</b>   | IP WLS BF H R ER SO BB IBB HBP BLK WP HR S P ERA WHIP |                                  |                              |                                 |                              |                                  |                               |                                  |                              |                                  |                              |                                  |                               |                                  |                               |                                  |                                  |                                    |                                  |        |
| Colby Lewis, R (1, 1)<br>ERA: 7.38   | 7.0 W 25 4 2 2 6 1 0 0 0 0 1 59 93 2.57 0.714         |                                  |                              |                                 |                              |                                  |                               |                                  |                              |                                  |                              |                                  |                               |                                  |                               |                                  |                                  |                                    |                                  |        |
| Reynaldo Garcia, R (8, 1)<br>ERA: 9.72   | 1.0 5 1 2 2 0 1 0 0 0 0 1 12 24 18.00 2.000           |                                  |                              |                                 |                              |                                  |                               |                                  |                              |                                  |                              |                                  |                               |                                  |                               |                                  |                                  |                                    |                                  |        |
| Jay Powell, R (9, 1)<br>ERA: 7.82  | 1.0 4 1 0 0 2 0 0 0 0 0 0 10 14 0.00 1.000            |                                  |                              |                                 |                              |                                  |                               |                                  |                              |                                  |                              |                                  |                               |                                  |                               |                                  |                                  |                                    |                                  |        |

Anaheim Angels @ Texas Rangers  
The Ballpark at Arlington, Arlington, TX  
Sat Sep 20 2003, 8:05 PM EDT  
Att: 47,506 - Cloudy - 73 F

AB 32  
R 4  
H 6  
RBI 4  
BB 2  
SO 8  
LOB 11



| Batter   | 1   | 2                                | 3                             | 4                                | 5                             | 6                                | 7                             | 8                                | 9                             | AB                               | R                             | H                                | RBI                          | BB                               | SO                            | LOB                              | BOTTOM                           |                                    |                                  |        |
|--|---|----------------------------------|-------------------------------|----------------------------------|-------------------------------|----------------------------------|-------------------------------|----------------------------------|-------------------------------|----------------------------------|-------------------------------|----------------------------------|------------------------------|----------------------------------|-------------------------------|----------------------------------|----------------------------------|------------------------------------|----------------------------------|--------|
| 10 Michael Young, R (1, 4)<br>OBP: 0.342, SLG: 0.449   | 0-3 K   |                                  |                               |                                  |                               |                                  |                               |                                  |                               | 3                                | 1                             | 0                                | 0                            | 2                                | 1                             | 0                                |                                  |                                    |                                  |        |
| 9 Hank Blalock, L (1, 5)<br>OBP: 0.380, SLG: 0.536   | 2-3 K   |                                  |                               |                                  |                               |                                  |                               |                                  |                               | 5                                | 1                             | 1                                | 4                            | 0                                | 2                             | 2                                |                                  |                                    |                                  |        |
| Alex Rodriguez, R (1, 6)<br>OBP: 0.394, SLG: 0.602<br>Jermaine Clark, L (8, 4)<br>OBP: 0.167, SLG: 0.065 | 1-1 P3  |                                  |                               |                                  |                               |                                  |                               |                                  |                               | 5                                | 2                             | 3                                | 2                            | 0                                | 0                             | 0                                |                                  |                                    |                                  |        |
| Rafael Palmeiro, L (1, 10)<br>OBP: 0.361, SLG: 0.508   |   |                                  |                               |                                  |                               |                                  |                               |                                  |                               | 3                                | 3                             | 1                                | 1                            | 2                                | 1                             | 1                                |                                  |                                    |                                  |        |
| 23 Mark Teixeira, S (1, 3)<br>OBP: 0.331, SLG: 0.474   |   |                                  |                               |                                  |                               |                                  |                               |                                  |                               | 4                                | 2                             | 1                                | 2                            | 1                                | 1                             | 1                                |                                  |                                    |                                  |        |
| Laynce Nix, L (1, 9)<br>OBP: 0.293, SLG: 0.453   |   |                                  |                               |                                  |                               |                                  |                               |                                  |                               | 5                                | 2                             | 3                                | 1                            | 0                                | 0                             | 1                                |                                  |                                    |                                  |        |
| Shane Spencer, R (1, 7)<br>OBP: 0.333, SLG: 0.491<br>21 Jason Jones, S (8, PH)<br>OBP: 0.280, SLG: 0.333 |   |                                  |                               |                                  |                               |                                  |                               |                                  |                               | 4                                | 0                             | 1                                | 1                            | 0                                | 0                             | 2                                |                                  |                                    |                                  |        |
| Einar Diaz, R (1, 2)<br>OBP: 0.294, SLG: 0.345   |   |                                  |                               |                                  |                               |                                  |                               |                                  |                               | 5                                | 1                             | 3                                | 2                            | 0                                | 0                             | 2                                |                                  |                                    |                                  |        |
| Ryan Christenson, R (1, 8)<br>OBP: 0.258, SLG: 0.248   |   |                                  |                               |                                  |                               |                                  |                               |                                  |                               | 4                                | 1                             | 1                                | 0                            | 0                                | 0                             | 4                                |                                  |                                    |                                  |        |
| <b>Inning Stats</b>  | R: 0<br>E: 0<br>K: 2<br>S: 9                          | H: 0<br>LOB: 0<br>BB: 0<br>P: 12 | R: 6<br>E: 1<br>K: 0<br>S: 18 | H: 5<br>LOB: 1<br>BB: 2<br>P: 34 | R: 0<br>E: 0<br>K: 1<br>S: 13 | H: 2<br>LOB: 0<br>BB: 0<br>P: 22 | R: 3<br>E: 0<br>K: 0<br>S: 12 | H: 2<br>LOB: 0<br>BB: 1<br>P: 26 | R: 0<br>E: 0<br>K: 0<br>S: 12 | H: 1<br>LOB: 2<br>BB: 1<br>P: 17 | R: 3<br>E: 1<br>K: 1<br>S: 19 | H: 3<br>LOB: 1<br>BB: 0<br>P: 27 | R: 0<br>E: 0<br>K: 1<br>S: 7 | H: 0<br>LOB: 0<br>BB: 0<br>P: 12 | R: 1<br>E: 0<br>K: 1<br>S: 14 | H: 1<br>LOB: 1<br>BB: 1<br>P: 23 | 1B: 7<br>2B: 2<br>3B: 0<br>HR: 5 | SF: 0<br>SAC: 0<br>DP: 0<br>HBP: 0 | WP: 0<br>PB: 0<br>SB: 0<br>CS: 0 | PA: 44 |
| <b>PITCHER</b>   | IP WLS BF H R ER SO BB IBB HBP BLK WP HR S P ERA WHIP |                                  |                               |                                  |                               |                                  |                               |                                  |                               |                                  |                               |                                  |                              |                                  |                               |                                  |                                  |                                    |                                  |        |
| Aaron Sele, R (1, 1)<br>ERA: 5.84  | 2.2 L 17 7 6 3 0 2 0 0 0 0 0 2 27 63 11.57 3.375      |                                  |                               |                                  |                               |                                  |                               |                                  |                               |                                  |                               |                                  |                              |                                  |                               |                                  |                                  |                                    |                                  |        |
| Kevin Gregg, R (3, 1)<br>ERA: 3.28   | 2.1 12 3 3 3 0 2 0 0 0 0 0 2 27 48 11.57 2.143        |                                  |                               |                                  |                               |                                  |                               |                                  |                               |                                  |                               |                                  |                              |                                  |                               |                                  |                                  |                                    |                                  |        |
| Chris Bootcheck, R (6, 1)<br>ERA: 11.88  | 3.0 15 4 4 2 3 1 0 0 0 0 0 2 40 62 6.00 1.667         |                                  |                               |                                  |                               |                                  |                               |                                  |                               |                                  |                               |                                  |                              |                                  |                               |                                  |                                  |                                    |                                  |        |

Anaheim Angels @ Texas Rangers  
The Ballpark at Arlington, Arlington, TX  
Sat Sep 20 2003, 8:05 PM EDT  
Att: 47,506 - Cloudy - 73 F

AB 39  
R 13  
H 14  
RBI 13  
BB 5  
SO 6  
LOB 14









| Batter   | 1   | 2                                | 3                            | 4                                | 5                             | 6                                | 7                            | 8                                | 9                             | AB                               | R                            | H                                | RBI                          | BB                               | SO                           | LOB                              | TOP  |                               |                                  |                                  |                                    |                         |
|--|---|----------------------------------|------------------------------|----------------------------------|-------------------------------|----------------------------------|------------------------------|----------------------------------|-------------------------------|----------------------------------|------------------------------|----------------------------------|------------------------------|----------------------------------|------------------------------|----------------------------------|--|-------------------------------|----------------------------------|----------------------------------|------------------------------------|-------------------------|
| 51 Ichiro Suzuki, L (1, 9)<br>OBP: 0.391, SLG: 0.438     | 2-2 G4-3  | 1-2 P5                           |                              | 2-1 1B                           |                               | 0-1 G4-3                         |                              | 2-1 1B                           |                               | 5                                | 0                            | 2                                | 0                            | 0                                | 0                            | 0                                | <b>Seattle Mariners @ Anaheim Angels</b><br>Edison International Field, Anaheim, CA<br>Mon Sep 22 2003, 10:05 PM EDT<br>Att: 35,537 - Sunny - 74 F |                               |                                  |                                  |                                    |                         |
| Rey Sanchez, R (1, 6)<br>OBP: 0.284, SLG: 0.280          | 0-0 1B  |                                  | 1-0 F9                       | 1-2 G6-3                         |                               | 0-0 G3                           |                              | 0-1 F9                           |                               | 5                                | 1                            | 1                                | 0                            | 0                                | 0                            | 2                                |  |                               |                                  |                                  |                                    |                         |
| Bret Boone, R (1, 4)<br>OBP: 0.363, SLG: 0.536           | 4-2 1B  |                                  | 1-0 1B                       | 2-0 F8                           |                               | 1-1 3B                           |                              | 0-1 WP 1B                        |                               | 4                                | 2                            | 3                                | 1                            | 1                                | 0                            | 1                                |  |                               |                                  |                                  |                                    |                         |
| Edgar Martinez, R (1, 10)<br>OBP: 0.414, SLG: 0.504      | 1-1 1B  |                                  | 0-2 FC6-4 1B                 |                                  | 2-1 G4-3 IHR                  | 2-3 K                            |                              | 0-0 L9                           |                               | 5                                | 1                            | 3                                | 1                            | 0                                | 1                            | 2                                |  |                               |                                  |                                  |                                    |                         |
| John Olerud, L (1, 3)<br>OBP: 0.372, SLG: 0.387          | 3-1 F8  |                                  | 4-1 FC6-4 1B                 | 1-2 BB                           | 3-1 G4-3                      |                                  | 0-0 F7                       | 2-3 K                            |                               | 4                                | 0                            | 0                                | 0                            | 1                                | 1                            | 4                                |  |                               |                                  |                                  |                                    |                         |
| Randy Winn, S (1, 7)<br>OBP: 0.344, SLG: 0.425           | 0-1 1B  |                                  | 0-1 FC6-4                    | 1-2 BB                           | 3-1 IHR                       |                                  | 3-3 K                        | 2-2 1B                           |                               | 5                                | 1                            | 3                                | 3                            | 0                                | 1                            | 2                                |  |                               |                                  |                                  |                                    |                         |
| Mike Cameron, R (1, 8)<br>OBP: 0.341, SLG: 0.424         | 2-0 L8  |                                  | 4-1 1B                       | 1-2 BB                           | 0-2 G5-3                      |                                  | 2-3 K                        |                                  |                               | 3                                | 0                            | 0                                | 0                            | 1                                | 1                            | 2                                |  |                               |                                  |                                  |                                    |                         |
| 16 Willie Bloomquist, R (1, 5)<br>OBP: 0.313, SLG: 0.313 |   | 3-1 L8                           | 0-1 F7                       |                                  | 0-1 1B                        |                                  |                              | 0-1 L8                           |                               | 4                                | 0                            | 1                                | 0                            | 0                                | 0                            | 3                                |  |                               |                                  |                                  |                                    |                         |
| Dan Wilson, R (1, 2)<br>OBP: 0.268, SLG: 0.328           |   | 0-1 F9                           |                              | 1-1 G6-3                         | 0-1 G6-3                      |                                  |                              | 1-1 F9                           |                               | 4                                | 0                            | 0                                | 0                            | 0                                | 0                            | 1                                |  |                               |                                  |                                  |                                    |                         |
| <b>Inning Stats</b>                                      | R: 2<br>E: 0<br>K: 0<br>S: 17                         | H: 3<br>LOB: 2<br>BB: 1<br>P: 29 | R: 0<br>E: 0<br>K: 0<br>S: 7 | H: 0<br>LOB: 0<br>BB: 0<br>P: 11 | R: 1<br>E: 0<br>K: 0<br>S: 11 | H: 2<br>LOB: 3<br>BB: 2<br>P: 21 | R: 0<br>E: 0<br>K: 0<br>S: 9 | H: 1<br>LOB: 1<br>BB: 0<br>P: 14 | R: 2<br>E: 0<br>K: 0<br>S: 13 | H: 3<br>LOB: 1<br>BB: 0<br>P: 21 | R: 0<br>E: 0<br>K: 1<br>S: 8 | H: 1<br>LOB: 1<br>BB: 0<br>P: 11 | R: 0<br>E: 0<br>K: 2<br>S: 8 | H: 0<br>LOB: 0<br>BB: 0<br>P: 13 | R: 0<br>E: 0<br>K: 0<br>S: 8 | H: 1<br>LOB: 1<br>BB: 0<br>P: 11 |  | R: 0<br>E: 0<br>K: 1<br>S: 10 | H: 2<br>LOB: 2<br>BB: 0<br>P: 14 | 1B: 8<br>2B: 2<br>3B: 1<br>HR: 2 | SF: 0<br>SAC: 0<br>DP: 0<br>HBP: 0 | WP: 1<br>PB: 0<br>CS: 0 |
| <b>PITCHER</b>   | IP WLS BF H R ER SO BB IBB HBP BLK WP HR S P ERA WHIP |                                  |                              |                                  |                               |                                  |                              |                                  |                               |                                  |                              |                                  |                              |                                  |                              |                                  |  |                               |                                  |                                  |                                    |                         |
| Jarrod Washburn, L (1, 1)<br>ERA: 4.43                   | 3.0 L 17 5 3 3 0 3 0 0 0 0 0 1 35 61 9.00 2.667       |                                  |                              |                                  |                               |                                  |                              |                                  |                               |                                  |                              |                                  |                              |                                  |                              |                                  |  |                               |                                  |                                  |                                    |                         |
| Gary Glover, R (4, 1)<br>ERA: 4.09                       | 3.0 14 5 2 2 1 0 0 0 0 0 0 0 30 46 6.00 1.667         |                                  |                              |                                  |                               |                                  |                              |                                  |                               |                                  |                              |                                  |                              |                                  |                              |                                  |  |                               |                                  |                                  |                                    |                         |
| Greg Jones, R (7, 1)<br>ERA: 3.71                        | 2.0 7 1 0 0 2 0 0 0 0 0 0 0 16 24 0.00 0.500          |                                  |                              |                                  |                               |                                  |                              |                                  |                               |                                  |                              |                                  |                              |                                  |                              |                                  |  |                               |                                  |                                  |                                    |                         |
| Ben Weber, R (9, 1)<br>ERA: 2.89                         | 1.0 4 2 0 0 1 0 0 0 0 0 1 0 10 14 0.00 2.000          |                                  |                              |                                  |                               |                                  |                              |                                  |                               |                                  |                              |                                  |                              |                                  |                              |                                  |  |                               |                                  |                                  |                                    |                         |

|     |    |
|-----|----|
| AB  | 39 |
| R   | 5  |
| H   | 13 |
| RBI | 5  |
| BB  | 3  |
| SO  | 4  |
| LOB | 17 |



| Batter   | 1   | 2                               | 3                            | 4                                | 5                            | 6                                | 7                            | 8                                | 9                            | AB                               | R                             | H                                | RBI                          | BB                               | SO                            | LOB                              | BOTTOM   |                              |                                  |                                  |                                    |                         |
|--|---|---------------------------------|------------------------------|----------------------------------|------------------------------|----------------------------------|------------------------------|----------------------------------|------------------------------|----------------------------------|-------------------------------|----------------------------------|------------------------------|----------------------------------|-------------------------------|----------------------------------|--|------------------------------|----------------------------------|----------------------------------|------------------------------------|-------------------------|
| David Eckstein, R (1, 6)<br>OBP: 0.325, SLG: 0.325     | 0-2 F8  |                                 | 2-2 F9                       |                                  |                              | 1-2 G4-6-3                       |                              | 1-2 G6-3                         |                              | 4                                | 0                             | 0                                | 0                            | 0                                | 0                             | 2                                | <b>Seattle Mariners @ Anaheim Angels</b><br>Edison International Field, Anaheim, CA<br>Mon Sep 22 2003, 10:05 PM EDT<br>Att: 35,537 - Sunny - 74 F |                              |                                  |                                  |                                    |                         |
| 9 Chone Figgins, S (1, 8)<br>OBP: 0.348, SLG: 0.370    | 2-0 F7  |                                 |                              | 1-0 B5-3                         |                              | 1-0 1B                           |                              |                                  | 1-1 S 1B                     | 4                                | 1                             | 2                                | 0                            | 0                                | 0                             | 0                                |  |                              |                                  |                                  |                                    |                         |
| 16 Garret Anderson, L (1, 7)<br>OBP: 0.345, SLG: 0.545 | 1-0 G6-3  |                                 |                              | 0-2 F8                           |                              | 3-2 G1-3                         |                              |                                  | 0-0 L8                       | 4                                | 0                             | 0                                | 0                            | 0                                | 0                             | 2                                |  |                              |                                  |                                  |                                    |                         |
| Tim Salmon, R (1, 10)<br>OBP: 0.373, SLG: 0.460        |   | 1-0 P4                          |                              | 2-3 K                            |                              |                                  | 4-1 BB                       |                                  | 3-2 E5                       | 3                                | 0                             | 0                                | 0                            | 1                                | 1                             | 0                                |  |                              |                                  |                                  |                                    |                         |
| Scott Spiezio, S (1, 3)<br>OBP: 0.326, SLG: 0.456      |   | 3-2 G5-3                        |                              |                                  | 0-1 F8                       |                                  | 1-1 F7                       |                                  | 1-1 G5-3                     | 4                                | 0                             | 0                                | 0                            | 0                                | 0                             | 2                                |  |                              |                                  |                                  |                                    |                         |
| Shawn Wooten, R (1, 2)<br>OBP: 0.311, SLG: 0.360       |   | 2-3 K                           |                              |                                  | 0-0 F8                       |                                  | 1-1 F8                       |                                  | 0-0 P4                       | 4                                | 0                             | 0                                | 0                            | 0                                | 1                             | 2                                |  |                              |                                  |                                  |                                    |                         |
| Eric Owens, R (1, 9)<br>OBP: 0.302, SLG: 0.308         |   |                                 | 2-2 B2-6 1B                  |                                  | 2-2 1B                       |                                  | 1-2 F8                       |                                  |                              | 3                                | 0                             | 2                                | 0                            | 0                                | 0                             | 1                                |  |                              |                                  |                                  |                                    |                         |
| Adam Kennedy, L (1, 4)<br>OBP: 0.338, SLG: 0.394       |   |                                 | 0-0 1B                       |                                  | 0-1 F8                       |                                  |                              | 2-1 P6                           |                              | 3                                | 0                             | 1                                | 0                            | 0                                | 0                             | 1                                |  |                              |                                  |                                  |                                    |                         |
| Alfredo Amezcaga, S (1, 5)<br>OBP: 0.268, SLG: 0.307   |   |                                 | 0-0 B2-6                     |                                  |                              | 1-1 G4-6-3 1B                    |                              |                                  | 1-3 K                        | 3                                | 0                             | 1                                | 0                            | 0                                | 1                             | 2                                |  |                              |                                  |                                  |                                    |                         |
| <b>Inning Stats</b>                                    | R: 0<br>E: 0<br>K: 0<br>S: 5                          | H: 0<br>LOB: 0<br>BB: 0<br>P: 8 | R: 0<br>E: 0<br>K: 1<br>S: 9 | H: 0<br>LOB: 0<br>BB: 0<br>P: 15 | R: 0<br>E: 0<br>K: 0<br>S: 9 | H: 2<br>LOB: 1<br>BB: 0<br>P: 13 | R: 0<br>E: 0<br>K: 1<br>S: 7 | H: 0<br>LOB: 0<br>BB: 0<br>P: 10 | R: 0<br>E: 0<br>K: 0<br>S: 8 | H: 1<br>LOB: 1<br>BB: 0<br>P: 10 | R: 0<br>E: 0<br>K: 0<br>S: 12 | H: 2<br>LOB: 1<br>BB: 0<br>P: 18 | R: 0<br>E: 0<br>K: 0<br>S: 8 | H: 0<br>LOB: 1<br>BB: 1<br>P: 15 | R: 0<br>E: 0<br>K: 1<br>S: 10 | H: 0<br>LOB: 0<br>BB: 0<br>P: 14 |  | R: 1<br>E: 1<br>K: 0<br>S: 9 | H: 1<br>LOB: 1<br>BB: 0<br>P: 14 | 1B: 6<br>2B: 1<br>3B: 0<br>HR: 0 | SF: 0<br>SAC: 0<br>DP: 2<br>HBP: 0 | WP: 0<br>PB: 0<br>CS: 0 |
| <b>PITCHER</b>   | IP WLS BF H R ER SO BB IBB HBP BLK WP HR S P ERA WHIP |                                 |                              |                                  |                              |                                  |                              |                                  |                              |                                  |                               |                                  |                              |                                  |                               |                                  |  |                              |                                  |                                  |                                    |                         |
| Jamie Moyer, L (1, 1)<br>ERA: 3.27                     | 9.0 W 33 6 1 0 3 1 0 0 0 0 0 0 77 117 0.00 0.778      |                                 |                              |                                  |                              |                                  |                              |                                  |                              |                                  |                               |                                  |                              |                                  |                               |                                  |  |                              |                                  |                                  |                                    |                         |

|     |    |
|-----|----|
| AB  | 32 |
| R   | 1  |
| H   | 6  |
| RBI | 0  |
| BB  | 1  |
| SO  | 3  |
| LOB | 12 |









| Batter  | 1   | 2                                | 3                            | 4                                | 5                             | 6                                | 7                            | 8                                | 9                            | AB                              | R                            | H                                | RBI                           | BB                               | SO                           | LOB  | TOP                          |                                  |                                  |                                    |                                  |        |
|---|---|----------------------------------|------------------------------|----------------------------------|-------------------------------|----------------------------------|------------------------------|----------------------------------|------------------------------|---------------------------------|------------------------------|----------------------------------|-------------------------------|----------------------------------|------------------------------|--|------------------------------|----------------------------------|----------------------------------|------------------------------------|----------------------------------|--------|
| 51 Ichiro Suzuki, L (1, 9)<br>OBP: 0.349, SLG: 0.435    | G4-3  |                                  | L8                           |                                  |                               | F9                               |                              |                                  | FC4-6<br>1B                  | 4                               | 0                            | 1                                | 0                             | 0                                | 0                            | 0  |                              |                                  |                                  |                                    |                                  |        |
| Carlos Guillen, S (1, 5)<br>OBP: 0.382, SLG: 0.401      | K   |                                  |                              | F8                               |                               | PB<br>BB                         |                              |                                  | F8                           | 3                               | 0                            | 0                                | 0                             | 1                                | 1                            | 1  |                              |                                  |                                  |                                    |                                  |        |
| Bret Boone, R (1, 4)<br>OBP: 0.361, SLG: 0.531          | G6-3  |                                  |                              | 2B<br>1B                         |                               | F9                               |                              |                                  | FC4-6<br>1-2                 | 4                               | 0                            | 1                                | 0                             | 0                                | 0                            | 2  |                              |                                  |                                  |                                    |                                  |        |
| Edgar Martinez, R (1, 10)<br>OBP: 0.411, SLG: 0.497     |   | F9                               |                              | F9                               |                               |                                  | F9                           |                                  | BB                           | 3                               | 0                            | 0                                | 0                             | 1                                | 0                            | 1  |                              |                                  |                                  |                                    |                                  |        |
| John Olerud, L (1, 3)<br>OBP: 0.371, SLG: 0.385         | G4-3  |                                  |                              | 1-H<br>2B                        |                               | L8                               |                              |                                  | F9                           | 4                               | 0                            | 1                                | 0                             | 0                                | 0                            | 2  |                              |                                  |                                  |                                    |                                  |        |
| Randy Winn, S (1, 7)<br>OBP: 0.345, SLG: 0.427          |   |                                  |                              |                                  | F7                            |                                  |                              |                                  |                              | 3                               | 0                            | 1                                | 0                             | 0                                | 1                            | 0  |                              |                                  |                                  |                                    |                                  |        |
| Mike Cameron, R (1, 8)<br>OBP: 0.339, SLG: 0.421        |   | F8                               |                              |                                  | F9                            |                                  |                              |                                  | P2                           | 3                               | 0                            | 0                                | 0                             | 0                                | 0                            | 1  |                              |                                  |                                  |                                    |                                  |        |
| Mark McLemore, S (1, 6)<br>OBP: 0.319, SLG: 0.315       |   |                                  | F9                           |                                  |                               | CS<br>1B                         |                              |                                  | G4-3                         | 3                               | 0                            | 1                                | 0                             | 0                                | 0                            | 0  |                              |                                  |                                  |                                    |                                  |        |
| Ben Davis, S (1, 2)<br>OBP: 0.288, SLG: 0.388           |   |                                  | K                            |                                  | CS                            | G4-3                             |                              |                                  | K                            | 3                               | 0                            | 0                                | 0                             | 0                                | 2                            | 0  |                              |                                  |                                  |                                    |                                  |        |
| <b>Inning Stats</b>                                     | R: 0<br>E: 0<br>K: 1<br>S: 8  | H: 0<br>LOB: 0<br>BB: 0<br>P: 13 | R: 0<br>E: 0<br>K: 0<br>S: 7 | H: 1<br>LOB: 1<br>BB: 0<br>P: 10 | R: 0<br>E: 0<br>K: 1<br>S: 10 | H: 0<br>LOB: 0<br>BB: 0<br>P: 13 | R: 0<br>E: 0<br>K: 0<br>S: 6 | H: 2<br>LOB: 2<br>BB: 0<br>P: 13 | R: 0<br>E: 0<br>K: 0<br>S: 7 | H: 1<br>LOB: 0<br>BB: 0<br>P: 8 | R: 0<br>E: 0<br>K: 0<br>S: 8 | H: 0<br>LOB: 1<br>BB: 1<br>P: 15 | R: 0<br>E: 0<br>K: 1<br>S: 10 | H: 0<br>LOB: 0<br>BB: 0<br>P: 13 | R: 0<br>E: 0<br>K: 1<br>S: 6 | H: 0<br>LOB: 0<br>BB: 1<br>P: 8  | R: 0<br>E: 1<br>K: 0<br>S: 8 | H: 1<br>LOB: 2<br>BB: 1<br>P: 16 | 1B: 4<br>2B: 1<br>3B: 0<br>HR: 0 | SF: 0<br>SAC: 0<br>DP: 0<br>HBP: 0 | WP: 0<br>PB: 1<br>SB: 0<br>CS: 1 | PA: 33 |
| <b>PITCHER</b><br>41 John Lackey, R (1, 1)<br>ERA: 4.63 | IP: 9.0<br>WLS: W<br>BF: 32<br>H: 5<br>R: 0<br>ER: 0<br>SO: 4<br>BB: 2<br>IBB: 0<br>HBP: 0<br>BLK: 0<br>WP: 0<br>HR: 0<br>S: 70<br>P: 109<br>ERA: 0.00<br>WHIP: 0.778 |                                  |                              |                                  |                               |                                  |                              |                                  |                              |                                 |                              |                                  |                               |                                  |                              | <b>PITCHER</b><br>IP: WLS: BF: H: R: ER: SO: BB: IBB: HBP: BLK: WP: HR: S: P: ERA: WHIP: |                              |                                  |                                  |                                    |                                  |        |

Seattle Mariners @ Anaheim Angels  
Edison International Field, Anaheim, CA  
Wed Sep 24 2003, 4:05 PM EDT  
Att: 30,917 - Cloudy - 71 F

AB 30  
R 0  
H 5  
RBI 0  
BB 2  
SO 4  
LOB 7



| Batter   | 1  | 2                                | 3                             | 4                                | 5                             | 6                                | 7                             | 8                                | 9                             | AB                               | R                            | H                                | RBI                          | BB                               | SO                            | LOB  | BOTTOM                           |                                    |                                  |        |
|--|--|----------------------------------|-------------------------------|----------------------------------|-------------------------------|----------------------------------|-------------------------------|----------------------------------|-------------------------------|----------------------------------|------------------------------|----------------------------------|------------------------------|----------------------------------|-------------------------------|--|----------------------------------|------------------------------------|----------------------------------|--------|
| 9 Chone Figgins, S (1, 8)<br>OBP: 0.340, SLG: 0.360  | B1   |                                  | K                             | F7                               |                               |                                  |                               |                                  | P6                            | 4                                | 0                            | 0                                | 0                            | 0                                | 1                             | 2  |                                  |                                    |                                  |        |
| Jeff DaVanon, S (1, 9)<br>OBP: 0.358, SLG: 0.448   | S<br>BB  |                                  | F8                            | G1-3                             |                               |                                  |                               |                                  | F8                            | 3                                | 0                            | 0                                | 0                            | 1                                | 0                             | 2  |                                  |                                    |                                  |        |
| 16 Garret Anderson, L (1, 7)<br>OBP: 0.343, SLG: 0.540   | L7   |                                  | G3                            |                                  | G4-3                          |                                  |                               |                                  | 1B<br>SF8<br>1B               | 4                                | 1                            | 1                                | 0                            | 0                                | 0                             | 1  |                                  |                                    |                                  |        |
| Tim Salmon, R (1, 10)<br>OBP: 0.374, SLG: 0.466  | F8   |                                  |                               | FC1-5<br>2B                      | F8                            |                                  |                               |                                  | G3<br>1B                      | 4                                | 0                            | 2                                | 0                            | 0                                | 0                             | 1  |                                  |                                    |                                  |        |
| Scott Spiezio, S (1, 3)<br>OBP: 0.323, SLG: 0.452  |  | F9                               |                               | FC1-5<br>2B<br>1B                | L8                            |                                  |                               |                                  | SF8                           | 3                                | 1                            | 0                                | 1                            | 0                                | 0                             | 1  |                                  |                                    |                                  |        |
| Adam Kennedy, L (1, 4)<br>OBP: 0.343, SLG: 0.398   |  | 1B<br>1B                         |                               | 1B<br>2B                         |                               | L8                               |                               |                                  | G3                            | 4                                | 1                            | 2                                | 0                            | 0                                | 0                             | 1  |                                  |                                    |                                  |        |
| Wilson Delgado, S (1, 5)<br>OBP: 0.273, SLG: 0.240   |  | 1B<br>1B                         |                               | 1B<br>BB                         |                               | G4-3                             |                               |                                  | F8                            | 3                                | 1                            | 1                                | 0                            | 1                                | 0                             | 1  |                                  |                                    |                                  |        |
| Tom Gregorio, R (1, 2)<br>OBP: 0.385, SLG: 0.273   |  | F6                               |                               | 1B<br>1B                         |                               | G6-3                             |                               |                                  |                               | 3                                | 0                            | 1                                | 2                            | 0                                | 0                             | 2  |                                  |                                    |                                  |        |
| Alfredo Amezaga, S (1, 6)<br>OBP: 0.269, SLG: 0.305  |  | P5                               |                               | 1-2<br>2-H<br>3-H<br>1B          |                               | L8                               |                               |                                  |                               | 3                                | 0                            | 1                                | 1                            | 0                                | 0                             | 2  |                                  |                                    |                                  |        |
| <b>Inning Stats</b>  | R: 0<br>E: 0<br>K: 0<br>S: 8   | H: 0<br>LOB: 1<br>BB: 1<br>P: 15 | R: 0<br>E: 0<br>K: 0<br>S: 14 | H: 2<br>LOB: 2<br>BB: 0<br>P: 19 | R: 0<br>E: 0<br>K: 1<br>S: 10 | H: 0<br>LOB: 0<br>BB: 0<br>P: 15 | R: 3<br>E: 0<br>K: 0<br>S: 13 | H: 4<br>LOB: 2<br>BB: 1<br>P: 22 | R: 0<br>E: 0<br>K: 0<br>S: 10 | H: 0<br>LOB: 0<br>BB: 0<br>P: 15 | R: 0<br>E: 0<br>K: 0<br>S: 8 | H: 0<br>LOB: 0<br>BB: 0<br>P: 13 | R: 0<br>E: 0<br>K: 0<br>S: 7 | H: 0<br>LOB: 0<br>BB: 0<br>P: 12 | R: 1<br>E: 0<br>K: 0<br>S: 12 | H: 2<br>LOB: 1<br>BB: 0<br>P: 19   | 1B: 6<br>2B: 2<br>3B: 0<br>HR: 0 | SF: 1<br>SAC: 0<br>DP: 0<br>HBP: 0 | WP: 0<br>PB: 0<br>SB: 1<br>CS: 0 | PA: 34 |
| <b>PITCHER</b><br>Gil Meche, R (1, 1)<br>ERA: 4.59<br>Brian Sweeney, R (6, 1)<br>ERA: 1.93<br>Armando Benitez, R (7, 1)<br>ERA: 2.96<br>Kazuhiro Sasaki, R (8, 1)<br>ERA: 4.18 | IP: 5.0<br>WLS: L<br>BF: 23<br>H: 6<br>R: 3<br>ER: 3<br>SO: 3<br>BB: 3<br>IBB: 0<br>HBP: 0<br>BLK: 0<br>WP: 0<br>HR: 0<br>S: 55<br>P: 86<br>ERA: 5.40<br>WHIP: 1.600 |                                  |                               |                                  |                               |                                  |                               |                                  |                               |                                  |                              |                                  |                              |                                  |                               | <b>PITCHER</b><br>IP: WLS: BF: H: R: ER: SO: BB: IBB: HBP: BLK: WP: HR: S: P: ERA: WHIP: |                                  |                                    |                                  |        |

Seattle Mariners @ Anaheim Angels  
Edison International Field, Anaheim, CA  
Wed Sep 24 2003, 4:05 PM EDT  
Att: 30,917 - Cloudy - 71 F

AB 31  
R 4  
H 8  
RBI 4  
BB 2  
SO 1  
LOB 13





| Batter  | 1   | 2   | 3   | 4   | 5   | 6   | 7   | 8   | 9   | AB  | R   | H   | RBI   | BB  | SO  | LOB   | TOP   |   |   |   |   |   |
|---|---|---|---|---|---|---|---|---|---|---|---|---|---|---|---|---|---|---|---|---|---|---|
| 10 Michael Young, R<br>OBP: 0.341, SLG: 0.451 | 1-1<br>G5-3   | 0-1<br>2B   |   | 2-2<br>CS   | 1-1<br>F9   |   |   | 1-3<br>K  |   | 4   | 0   | 1   | 1   | 0   | 1   | 0   |   |   |   |   |   |   |
| 9 Hank Blalock, L<br>OBP: 0.353, SLG: 0.527   | 0-1<br>G1-3   | 2-2<br>L9   |   |   | 0-2<br>F9   |   |   | 1-0<br>L8   |   | 4   | 0   | 0   | 0   | 0   | 0   | 2   |   |   |   |   |   |   |
| Alex Rodriguez, R<br>OBP: 0.393, SLG: 0.598   | 2-1<br>F9   |   | 1-1<br>2B   |   | 1-2<br>F9   |   |   | 0-3<br>K  |   | 4   | 0   | 1   | 0   | 0   | 1   | 0   |   |   |   |   |   |   |
| Rafael Palmeiro, L<br>OBP: 0.357, SLG: 0.507  |   | 0-0<br>HR   |   | 0-0<br>F8   |   | 0-2<br>P5   |   | 2-1<br>G4-3   |   | 4   | 1   | 1   | 1   | 0   | 0   | 1   |   |   |   |   |   |   |
| 23 Mark Teixeira, S<br>OBP: 0.333, SLG: 0.486 |   | 3-3<br>K  |   | 1-2<br>G4-3   |   | 1-1<br>G3   |   | 0-1<br>G6-3   |   | 4   | 0   | 0   | 0   | 0   | 1   | 1   |   |   |   |   |   |   |
| 21 Jason Jones, S<br>OBP: 0.293, SLG: 0.353   |   | 3-0<br>1B   |   | 0-1<br>P5   |   | 1-3<br>K  |   | 3-1<br>1B   |   | 4   | 1   | 2   | 0   | 0   | 1   | 1   |   |   |   |   |   |   |
| Einar Diaz, R<br>OBP: 0.294, SLG: 0.341       |   | 3-2<br>1B   |   | 0-1<br>G4-3   |   | 0-2<br>L9   |   | 2-3<br>K  |   | 2   | 1   | 0   | 0   | 0   | 0   | 0   |   |   |   |   |   |   |
| Todd Greene, R<br>OBP: 0.238, SLG: 0.433      |   | 10<br>2B<br>HBP   |   |   |   |   |   |   |   | 1   | 0   | 0   | 0   | 0   | 1   | 1   |   |   |   |   |   |   |
| Ryan Christenson, R<br>OBP: 0.250, SLG: 0.242 |   | 2-3<br>K  |   | 1-0<br>F7   |   | 3-3<br>K  |   |   |   | 3   | 0   | 0   | 0   | 0   | 2   | 2   |   |   |   |   |   |   |
| Jermaine Clark, L<br>OBP: 0.234, SLG: 0.154   |   | 0-0<br>10<br>2B   |   | 4-2<br>10<br>CS   |   | 2-1<br>F7   |   |   |   | 2   | 0   | 1   | 1   | 1   | 0   | 0   |   |   |   |   |   |   |
| <b>Inning Stats</b>                           | R: 0<br>E: 0<br>K: 0<br>S: 6  | H: 0<br>LOB: 0<br>BB: 0<br>P: 9   | R: 3<br>E: 0<br>K: 2<br>S: 17   | H: 4<br>LOB: 2<br>BB: 0<br>P: 30  | R: 0<br>E: 0<br>K: 0<br>S: 8  | H: 1<br>LOB: 1<br>BB: 0<br>P: 10  | R: 0<br>E: 0<br>K: 0<br>S: 10   | H: 0<br>LOB: 0<br>BB: 0<br>P: 16  | R: 0<br>E: 0<br>K: 1<br>S: 8  | H: 0<br>LOB: 0<br>BB: 0<br>P: 10  | R: 0<br>E: 0<br>K: 1<br>S: 9  | H: 0<br>LOB: 0<br>BB: 0<br>P: 14  | R: 0<br>E: 0<br>K: 2<br>S: 8  | H: 0<br>LOB: 0<br>BB: 0<br>P: 10  | R: 0<br>E: 0<br>K: 1<br>S: 9  | H: 1<br>LOB: 1<br>BB: 0<br>P: 16  | 1B: 2<br>2B: 3<br>HR: 1   | SF: 0<br>SAC: 0<br>DP: 0<br>HBP: 1  | WP: 0<br>PB: 0<br>SB: 0<br>CS: 1  | PA: 35  |   |   |
| <b>PITCHER</b>                                | IP<br>WLS<br>BF<br>H<br>R<br>ER<br>SO<br>BB<br>IBB<br>HBP<br>BLK<br>WP<br>HR<br>S<br>P<br>ERA<br>WHIP | IP<br>WLS<br>BF<br>H<br>R<br>ER<br>SO<br>BB<br>IBB<br>HBP<br>BLK<br>WP<br>HR<br>S<br>P<br>ERA<br>WHIP | IP<br>WLS<br>BF<br>H<br>R<br>ER<br>SO<br>BB<br>IBB<br>HBP<br>BLK<br>WP<br>HR<br>S<br>P<br>ERA<br>WHIP | IP<br>WLS<br>BF<br>H<br>R<br>ER<br>SO<br>BB<br>IBB<br>HBP<br>BLK<br>WP<br>HR<br>S<br>P<br>ERA<br>WHIP | IP<br>WLS<br>BF<br>H<br>R<br>ER<br>SO<br>BB<br>IBB<br>HBP<br>BLK<br>WP<br>HR<br>S<br>P<br>ERA<br>WHIP | IP<br>WLS<br>BF<br>H<br>R<br>ER<br>SO<br>BB<br>IBB<br>HBP<br>BLK<br>WP<br>HR<br>S<br>P<br>ERA<br>WHIP | IP<br>WLS<br>BF<br>H<br>R<br>ER<br>SO<br>BB<br>IBB<br>HBP<br>BLK<br>WP<br>HR<br>S<br>P<br>ERA<br>WHIP | IP<br>WLS<br>BF<br>H<br>R<br>ER<br>SO<br>BB<br>IBB<br>HBP<br>BLK<br>WP<br>HR<br>S<br>P<br>ERA<br>WHIP | IP<br>WLS<br>BF<br>H<br>R<br>ER<br>SO<br>BB<br>IBB<br>HBP<br>BLK<br>WP<br>HR<br>S<br>P<br>ERA<br>WHIP | IP<br>WLS<br>BF<br>H<br>R<br>ER<br>SO<br>BB<br>IBB<br>HBP<br>BLK<br>WP<br>HR<br>S<br>P<br>ERA<br>WHIP | IP<br>WLS<br>BF<br>H<br>R<br>ER<br>SO<br>BB<br>IBB<br>HBP<br>BLK<br>WP<br>HR<br>S<br>P<br>ERA<br>WHIP | IP<br>WLS<br>BF<br>H<br>R<br>ER<br>SO<br>BB<br>IBB<br>HBP<br>BLK<br>WP<br>HR<br>S<br>P<br>ERA<br>WHIP | IP<br>WLS<br>BF<br>H<br>R<br>ER<br>SO<br>BB<br>IBB<br>HBP<br>BLK<br>WP<br>HR<br>S<br>P<br>ERA<br>WHIP | IP<br>WLS<br>BF<br>H<br>R<br>ER<br>SO<br>BB<br>IBB<br>HBP<br>BLK<br>WP<br>HR<br>S<br>P<br>ERA<br>WHIP | IP<br>WLS<br>BF<br>H<br>R<br>ER<br>SO<br>BB<br>IBB<br>HBP<br>BLK<br>WP<br>HR<br>S<br>P<br>ERA<br>WHIP | IP<br>WLS<br>BF<br>H<br>R<br>ER<br>SO<br>BB<br>IBB<br>HBP<br>BLK<br>WP<br>HR<br>S<br>P<br>ERA<br>WHIP | IP<br>WLS<br>BF<br>H<br>R<br>ER<br>SO<br>BB<br>IBB<br>HBP<br>BLK<br>WP<br>HR<br>S<br>P<br>ERA<br>WHIP | IP<br>WLS<br>BF<br>H<br>R<br>ER<br>SO<br>BB<br>IBB<br>HBP<br>BLK<br>WP<br>HR<br>S<br>P<br>ERA<br>WHIP | IP<br>WLS<br>BF<br>H<br>R<br>ER<br>SO<br>BB<br>IBB<br>HBP<br>BLK<br>WP<br>HR<br>S<br>P<br>ERA<br>WHIP | IP<br>WLS<br>BF<br>H<br>R<br>ER<br>SO<br>BB<br>IBB<br>HBP<br>BLK<br>WP<br>HR<br>S<br>P<br>ERA<br>WHIP | IP<br>WLS<br>BF<br>H<br>R<br>ER<br>SO<br>BB<br>IBB<br>HBP<br>BLK<br>WP<br>HR<br>S<br>P<br>ERA<br>WHIP | IP<br>WLS<br>BF<br>H<br>R<br>ER<br>SO<br>BB<br>IBB<br>HBP<br>BLK<br>WP<br>HR<br>S<br>P<br>ERA<br>WHIP |

Texas Rangers @ Anaheim Angels  
Edison International Field, Anaheim, CA  
Fri Sep 26 2003, 10:05 PM EDT  
Att: 43,485 - Sunny - 69 F

AB 32  
R 3  
H 6  
RBI 3  
BB 1  
SO 7  
LOB 8




| Batter  | 1   | 2   | 3   | 4   | 5   | 6   | 7   | 8   | 9   | AB  | R   | H   | RBI   | BB  | SO  | LOB   | BOTTOM  |   |   |   |   |   |
|---|---|---|---|---|---|---|---|---|---|---|---|---|---|---|---|---|---|---|---|---|---|---|
| 9 Chone Figgins, S<br>OBP: 0.343, SLG: 0.362    | 1-3<br>K  |   |   | 1-1<br>16<br>1B   | 1-2<br>1B   |   |   | 1-1<br>F7   |   | 4   | 0   | 2   | 0   | 0   | 1   | 0   |   |   |   |   |   |   |
| Jeff DaVanon, S<br>OBP: 0.357, SLG: 0.444       | 2-2<br>G6-3   |   |   | 3-1<br>L8   | 3-2<br>F8   |   |   | 4-2<br>16<br>FC3-6<br>BB  |   | 3   | 0   | 0   | 0   | 1   | 0   | 2   |   |   |   |   |   |   |
| 16 Garret Anderson, L<br>OBP: 0.344, SLG: 0.542 | 1-1<br>P5   |   |   | 0-1<br>BB   | 1-3<br>1B   |   | 1-0<br>G6-3<br>G4-3<br>2B   | 1-0<br>FC3-6<br>1B  |   | 4   | 2   | 2   | 0   | 0   | 0   | 1   |   |   |   |   |   |   |
| Tim Salmon, R<br>OBP: 0.374, SLG: 0.466         |   | 3-2<br>G6-3   |   | 4-2<br>BB   |   | 3-1<br>G6-3   |   | 2-2<br>BB   |   | 3   | 0   | 1   | 1   | 1   | 0   | 1   |   |   |   |   |   |   |
| Eric Owens, R<br>OBP: 0.302, SLG: 0.308         |   |   |   | 1-2<br>3H<br>BB   |   | 2-3<br>G6-3   |   | 1-1<br>BB   |   | 0   | 1   | 0   | 0   | 0   | 0   | 0   |   |   |   |   |   |   |
| Scott Spiezio, S<br>OBP: 0.322, SLG: 0.449      |   | 1-1<br>F7   |   | 0-0<br>G3-1   |   | 2-0<br>G4-3   |   | 4-0<br>BB   |   | 3   | 0   | 0   | 1   | 1   | 0   | 2   |   |   |   |   |   |   |
| Adam Kennedy, L<br>OBP: 0.344, SLG: 0.400       |   | 0-3<br>K  |   |   | 3-2<br>2B   |   | 0-1<br>F8   | 4-2<br>BB   |   | 3   | 1   | 1   | 0   | 1   | 1   | 0   |   |   |   |   |   |   |
| Shawn Wooten, R<br>OBP: 0.304, SLG: 0.351       |   |   |   |   |   |   |   | 1-2<br>2-3<br>3H<br>BB  |   | 3   | 0   | 0   | 0   | 0   | 0   | 1   |   |   |   |   |   |   |
| Wilson Delgado, S<br>OBP: 0.278, SLG: 0.240     |   |   |   |   | 0-1<br>F8   |   | 2-2<br>G5-3   |   |   | 0   | 0   | 0   | 1   | 1   | 0   | 0   |   |   |   |   |   |   |
| Tom Gregorio, R<br>OBP: 0.294, SLG: 0.200       |   |   |   |   | 1-3<br>K  |   | 0-3<br>K  | 0-0<br>F7   |   | 4   | 0   | 0   | 0   | 0   | 2   | 4   |   |   |   |   |   |   |
| Alfredo Amezaga, S<br>OBP: 0.271, SLG: 0.316    |   |   |   |   | 3-3<br>K  |   | 0-0<br>9<br>1B  |   |   | 3   | 1   | 1   | 1   | 0   | 1   | 0   |   |   |   |   |   |   |
| <b>Inning Stats</b>                             | R: 0<br>E: 0<br>K: 1<br>S: 10   | H: 0<br>LOB: 0<br>BB: 0<br>P: 14  | R: 0<br>E: 0<br>K: 1<br>S: 8  | H: 0<br>LOB: 0<br>BB: 0<br>P: 12  | R: 0<br>E: 0<br>K: 2<br>S: 10   | H: 0<br>LOB: 0<br>BB: 0<br>P: 14  | R: 0<br>E: 0<br>K: 0<br>S: 9  | H: 2<br>LOB: 2<br>BB: 1<br>P: 17  | R: 2<br>E: 0<br>K: 1<br>S: 18   | H: 3<br>LOB: 1<br>BB: 0<br>P: 27  | R: 1<br>E: 0<br>K: 0<br>S: 6  | H: 1<br>LOB: 0<br>BB: 0<br>P: 12  | R: 0<br>E: 0<br>K: 0<br>S: 6  | H: 0<br>LOB: 0<br>BB: 0<br>P: 8   | R: 2<br>E: 0<br>K: 0<br>S: 16   | H: 1<br>LOB: 3<br>BB: 4<br>P: 36  | 1B: 4<br>2B: 3<br>3B: 0<br>HR: 0  | SF: 0<br>SAC: 0<br>DP: 0<br>HBP: 0  | WP: 2<br>PB: 0<br>SB: 0<br>CS: 0  | PA: 35  |   |   |
| <b>PITCHER</b>                                  | IP<br>WLS<br>BF<br>H<br>R<br>ER<br>SO<br>BB<br>IBB<br>HBP<br>BLK<br>WP<br>HR<br>S<br>P<br>ERA<br>WHIP | IP<br>WLS<br>BF<br>H<br>R<br>ER<br>SO<br>BB<br>IBB<br>HBP<br>BLK<br>WP<br>HR<br>S<br>P<br>ERA<br>WHIP | IP<br>WLS<br>BF<br>H<br>R<br>ER<br>SO<br>BB<br>IBB<br>HBP<br>BLK<br>WP<br>HR<br>S<br>P<br>ERA<br>WHIP | IP<br>WLS<br>BF<br>H<br>R<br>ER<br>SO<br>BB<br>IBB<br>HBP<br>BLK<br>WP<br>HR<br>S<br>P<br>ERA<br>WHIP | IP<br>WLS<br>BF<br>H<br>R<br>ER<br>SO<br>BB<br>IBB<br>HBP<br>BLK<br>WP<br>HR<br>S<br>P<br>ERA<br>WHIP | IP<br>WLS<br>BF<br>H<br>R<br>ER<br>SO<br>BB<br>IBB<br>HBP<br>BLK<br>WP<br>HR<br>S<br>P<br>ERA<br>WHIP | IP<br>WLS<br>BF<br>H<br>R<br>ER<br>SO<br>BB<br>IBB<br>HBP<br>BLK<br>WP<br>HR<br>S<br>P<br>ERA<br>WHIP | IP<br>WLS<br>BF<br>H<br>R<br>ER<br>SO<br>BB<br>IBB<br>HBP<br>BLK<br>WP<br>HR<br>S<br>P<br>ERA<br>WHIP | IP<br>WLS<br>BF<br>H<br>R<br>ER<br>SO<br>BB<br>IBB<br>HBP<br>BLK<br>WP<br>HR<br>S<br>P<br>ERA<br>WHIP | IP<br>WLS<br>BF<br>H<br>R<br>ER<br>SO<br>BB<br>IBB<br>HBP<br>BLK<br>WP<br>HR<br>S<br>P<br>ERA<br>WHIP | IP<br>WLS<br>BF<br>H<br>R<br>ER<br>SO<br>BB<br>IBB<br>HBP<br>BLK<br>WP<br>HR<br>S<br>P<br>ERA<br>WHIP | IP<br>WLS<br>BF<br>H<br>R<br>ER<br>SO<br>BB<br>IBB<br>HBP<br>BLK<br>WP<br>HR<br>S<br>P<br>ERA<br>WHIP | IP<br>WLS<br>BF<br>H<br>R<br>ER<br>SO<br>BB<br>IBB<br>HBP<br>BLK<br>WP<br>HR<br>S<br>P<br>ERA<br>WHIP | IP<br>WLS<br>BF<br>H<br>R<br>ER<br>SO<br>BB<br>IBB<br>HBP<br>BLK<br>WP<br>HR<br>S<br>P<br>ERA<br>WHIP | IP<br>WLS<br>BF<br>H<br>R<br>ER<br>SO<br>BB<br>IBB<br>HBP<br>BLK<br>WP<br>HR<br>S<br>P<br>ERA<br>WHIP | IP<br>WLS<br>BF<br>H<br>R<br>ER<br>SO<br>BB<br>IBB<br>HBP<br>BLK<br>WP<br>HR<br>S<br>P<br>ERA<br>WHIP | IP<br>WLS<br>BF<br>H<br>R<br>ER<br>SO<br>BB<br>IBB<br>HBP<br>BLK<br>WP<br>HR<br>S<br>P<br>ERA<br>WHIP | IP<br>WLS<br>BF<br>H<br>R<br>ER<br>SO<br>BB<br>IBB<br>HBP<br>BLK<br>WP<br>HR<br>S<br>P<br>ERA<br>WHIP | IP<br>WLS<br>BF<br>H<br>R<br>ER<br>SO<br>BB<br>IBB<br>HBP<br>BLK<br>WP<br>HR<br>S<br>P<br>ERA<br>WHIP | IP<br>WLS<br>BF<br>H<br>R<br>ER<br>SO<br>BB<br>IBB<br>HBP<br>BLK<br>WP<br>HR<br>S<br>P<br>ERA<br>WHIP | IP<br>WLS<br>BF<br>H<br>R<br>ER<br>SO<br>BB<br>IBB<br>HBP<br>BLK<br>WP<br>HR<br>S<br>P<br>ERA<br>WHIP | IP<br>WLS<br>BF<br>H<br>R<br>ER<br>SO<br>BB<br>IBB<br>HBP<br>BLK<br>WP<br>HR<br>S<br>P<br>ERA<br>WHIP |


Texas Rangers @ Anaheim Angels  
Edison International Field, Anaheim, CA  
Fri Sep 26 2003, 10:05 PM EDT  
Att: 43,485 - Sunny - 69 F

AB 30  
R 5  
H 7  
RBI 4  
BB 5  
SO 5  
LOB 11







| Batter   | 1                            | 2                                | 3                             | 4                                | 5                             | 6                                | 7                             | 8                                | 9                             | AB                               | R                             | H                                | RBI                           | BB                               | SO                           | LOB                              | TOP   |                               |                                  |                                   |                                    |                                  |        |  |  |
|--|------------------------------|----------------------------------|-------------------------------|----------------------------------|-------------------------------|----------------------------------|-------------------------------|----------------------------------|-------------------------------|----------------------------------|-------------------------------|----------------------------------|-------------------------------|----------------------------------|------------------------------|----------------------------------|---|-------------------------------|----------------------------------|-----------------------------------|------------------------------------|----------------------------------|--------|--|--|
| 10 Michael Young, R<br>OBP: 0.340, SLG: 0.448<br>(1, 4)  | P6                           | F9                               |                               |                                  | P6                            | F9                               | 1B<br>23 WP                   |                                  | K                             | 6                                | 1                             | 1                                | 1                             | 0                                | 1                            | 4                                | <p>Texas Rangers @ Anaheim Angels<br/>Edison International Field, Anaheim, CA</p> <p>Sat Sep 27 2003, 4:05 PM EDT<br/>Att: 43,218 - Sunny - 77 F</p> <p>livebaseballscorecards.com</p> <p>AB 44<br/>R 12<br/>H 18<br/>RBI 11<br/>BB 2<br/>SO 6<br/>LOB 23</p>  |                               |                                  |                                   |                                    |                                  |        |  |  |
| 9 Hank Blalock, L<br>OBP: 0.351, SLG: 0.525<br>(1, 5)  | F8                           |                                  | G1-3                          |                                  | G5-3<br>1B                    | K                                | F7                            |                                  | F7                            | 6                                | 1                             | 1                                | 0                             | 0                                | 1                            | 4                                |   |                               |                                  |                                   |                                    |                                  |        |  |  |
| Alex Rodriguez, R<br>OBP: 0.395, SLG: 0.599<br>Marcus Thames, R<br>OBP: 0.298, SLG: 0.274<br>(9, PR) | S<br>BB                      |                                  |                               |                                  | G5-3                          |                                  | SF8                           |                                  |                               | 3                                | 1                             | 2                                | 1                             | 1                                | 0                            | 1                                |   |                               |                                  |                                   |                                    |                                  |        |  |  |
| Rafael Palmeiro, L<br>OBP: 0.358, SLG: 0.509<br>(1, 10)  | G6-3                         |                                  |                               |                                  | 23<br>1B                      |                                  |                               |                                  | 1B                            | 0                                | 0                             | 0                                | 0                             | 0                                | 0                            | 0                                |   |                               |                                  |                                   |                                    |                                  |        |  |  |
| 23 Mark Teixeira, S<br>OBP: 0.333, SLG: 0.484<br>(1, 3)  |                              |                                  |                               |                                  | 23<br>1B                      |                                  |                               |                                  | P3                            | 6                                | 0                             | 3                                | 4                             | 0                                | 0                            | 3                                |   |                               |                                  |                                   |                                    |                                  |        |  |  |
| 21 Jason Jones, S<br>OBP: 0.300, SLG: 0.358<br>Shane Spencer, R<br>OBP: 0.331, SLG: 0.396<br>(7, PR) |                              |                                  |                               |                                  |                               |                                  |                               |                                  |                               | 4                                | 0                             | 2                                | 0                             | 0                                | 0                            | 2                                |   |                               |                                  |                                   |                                    |                                  |        |  |  |
| 15 Gerald Laird, R<br>OBP: 0.347, SLG: 0.432<br>(1, 2)   |                              |                                  |                               |                                  | F9                            |                                  |                               |                                  | G6-3                          | 1                                | 1                             | 0                                | 0                             | 0                                | 0                            | 0                                |   |                               |                                  |                                   |                                    |                                  |        |  |  |
| Ryan Christenson, R<br>OBP: 0.260, SLG: 0.259<br>(1, 8)  |                              |                                  |                               |                                  |                               |                                  |                               |                                  |                               | 4                                | 3                             | 3                                | 1                             | 1                                | 0                            | 2                                |   |                               |                                  |                                   |                                    |                                  |        |  |  |
| Jermaine Clark, L<br>OBP: 0.250, SLG: 0.182<br>(9, 4)  |                              |                                  |                               |                                  |                               |                                  |                               |                                  |                               | 5                                | 2                             | 3                                | 2                             | 0                                | 1                            | 1                                |   |                               |                                  |                                   |                                    |                                  |        |  |  |
| Inning Stats   | R: 0<br>E: 0<br>K: 0<br>S: 9 | H: 0<br>LOB: 1<br>BB: 1<br>P: 18 | R: 1<br>E: 0<br>K: 1<br>S: 13 | H: 2<br>LOB: 2<br>BB: 0<br>P: 22 | R: 0<br>E: 0<br>K: 0<br>S: 10 | H: 1<br>LOB: 1<br>BB: 0<br>P: 16 | R: 1<br>E: 0<br>K: 1<br>S: 15 | H: 1<br>LOB: 0<br>BB: 0<br>P: 21 | R: 1<br>E: 0<br>K: 0<br>S: 12 | H: 3<br>LOB: 2<br>BB: 0<br>P: 21 | R: 4<br>E: 0<br>K: 2<br>S: 14 | H: 4<br>LOB: 1<br>BB: 0<br>P: 17 | R: 5<br>E: 0<br>K: 1<br>S: 20 | H: 5<br>LOB: 2<br>BB: 1<br>P: 33 | R: 0<br>E: 0<br>K: 0<br>S: 7 | H: 1<br>LOB: 1<br>BB: 0<br>P: 13 |   | R: 0<br>E: 0<br>K: 1<br>S: 11 | H: 1<br>LOB: 1<br>BB: 0<br>P: 17 | 1B: 13<br>2B: 4<br>3B: 0<br>HR: 1 | SF: 1<br>SAC: 0<br>DP: 0<br>HBP: 2 | WP: 1<br>PB: 1<br>SB: 1<br>CS: 0 | PA: 49 |  |  |
| PITCHER  | IP                           | WLS                              | BF                            | H                                | R                             | ER                               | SO                            | BB                               | IBB                           | HBP                              | BLK                           | WP                               | HR                            | S                                | P                            | ERA                              | WHIP  |                               |                                  |                                   |                                    |                                  |        |  |  |
| Ramon Ortiz, R<br>ERA: 5.2<br>(1, 1)   | 5.0                          | L                                | 24                            | 7                                | 3                             | 3                                | 2                             | 1                                | 0                             | 1                                | 0                             | 0                                | 1                             | 59                               | 98                           | 5.40                             | 1.600   |                               |                                  |                                   |                                    |                                  |        |  |  |
| Greg Jones, R<br>ERA: 4.99<br>(6, 1)   | 1.0                          |                                  | 8                             | 4                                | 4                             | 4                                | 2                             | 0                                | 0                             | 1                                | 0                             | 0                                | 0                             | 14                               | 17                           | 36.00                            | 4.000   |                               |                                  |                                   |                                    |                                  |        |  |  |
| Gary Glover, R<br>ERA: 4.74<br>(7, 1)  | 1.0                          |                                  | 9                             | 5                                | 5                             | 5                                | 1                             | 1                                | 0                             | 0                                | 0                             | 1                                | 0                             | 20                               | 33                           | 45.00                            | 6.000   |                               |                                  |                                   |                                    |                                  |        |  |  |
| Chris Bootcheck, R<br>ERA: 9.98<br>(8, 1)  | 2.0                          |                                  | 8                             | 2                                | 0                             | 0                                | 1                             | 0                                | 0                             | 0                                | 0                             | 0                                | 0                             | 18                               | 30                           | 0.00                             | 1.000   |                               |                                  |                                   |                                    |                                  |        |  |  |

| Batter  | 1                            | 2                               | 3                            | 4                                | 5                             | 6                                | 7                             | 8                                | 9                            | AB                               | R                             | H                                | RBI                           | BB                               | SO                           | LOB                              | BOTTOM  |                                  |                                  |                                    |                                  |        |  |  |  |
|---|------------------------------|---------------------------------|------------------------------|----------------------------------|-------------------------------|----------------------------------|-------------------------------|----------------------------------|------------------------------|----------------------------------|-------------------------------|----------------------------------|-------------------------------|----------------------------------|------------------------------|----------------------------------|---|----------------------------------|----------------------------------|------------------------------------|----------------------------------|--------|--|--|--|
| 9 Chone Figgins, S<br>OBP: 0.347, SLG: 0.370<br>(1, 8)  |                              |                                 |                              |                                  | SF8                           |                                  | G4-3                          |                                  |                              | 3                                | 1                             | 2                                | 1                             | 1                                | 0                            | 0                                | <p>Texas Rangers @ Anaheim Angels<br/>Edison International Field, Anaheim, CA</p> <p>Sat Sep 27 2003, 4:05 PM EDT<br/>Att: 43,218 - Sunny - 77 F</p> <p>livebaseballscorecards.com</p> <p>AB 33<br/>R 3<br/>H 10<br/>RBI 2<br/>BB 4<br/>SO 8<br/>LOB 16</p>  |                                  |                                  |                                    |                                  |        |  |  |  |
| Adam Kennedy, L<br>OBP: 0.344, SLG: 0.399<br>Wilson Delgado, S<br>OBP: 0.294, SLG: 0.252<br>(4, 5)    |                              |                                 |                              |                                  |                               |                                  |                               |                                  |                              | 1                                | 0                             | 0                                | 0                             | 0                                | 0                            | 1                                |   |                                  |                                  |                                    |                                  |        |  |  |  |
| 16 Garret Anderson, L<br>OBP: 0.345, SLG: 0.541<br>Eric Owens, R<br>OBP: 0.300, SLG: 0.307<br>(7, PR) |                              |                                 |                              |                                  |                               |                                  |                               |                                  |                              | 2                                | 0                             | 2                                | 0                             | 1                                | 0                            | 0                                |   |                                  |                                  |                                    |                                  |        |  |  |  |
| 16 Garret Anderson, L<br>OBP: 0.345, SLG: 0.541<br>Eric Owens, R<br>OBP: 0.300, SLG: 0.307<br>(1, 10) |                              |                                 |                              |                                  |                               |                                  |                               |                                  |                              | 3                                | 0                             | 1                                | 0                             | 1                                | 0                            | 2                                |   |                                  |                                  |                                    |                                  |        |  |  |  |
| Scott Spiezio, S<br>OBP: 0.325, SLG: 0.453<br>Barry Wesson, R<br>(8, 7)                               |                              |                                 |                              |                                  |                               |                                  |                               |                                  |                              | 0                                | 0                             | 0                                | 0                             | 0                                | 0                            | 0                                |   |                                  |                                  |                                    |                                  |        |  |  |  |
| Jeff DaVanon, S<br>OBP: 0.358, SLG: 0.445<br>(1, 9)   |                              |                                 |                              |                                  |                               |                                  |                               |                                  |                              | 4                                | 0                             | 2                                | 0                             | 0                                | 0                            | 3                                |   |                                  |                                  |                                    |                                  |        |  |  |  |
| Adam Riggs, R<br>OBP: 0.343, SLG: 0.492<br>39 Robb Quinlan, R<br>OBP: 0.330, SLG: 0.372<br>(8, 3)     |                              |                                 |                              |                                  |                               |                                  |                               |                                  |                              | 3                                | 0                             | 0                                | 0                             | 0                                | 2                            | 3                                |   |                                  |                                  |                                    |                                  |        |  |  |  |
| Trent Durrington, R<br>OBP: 0.308, SLG: 0.100<br>(1, 5)   |                              |                                 |                              |                                  |                               |                                  |                               |                                  |                              | 4                                | 0                             | 0                                | 0                             | 0                                | 0                            | 2                                |   |                                  |                                  |                                    |                                  |        |  |  |  |
| Tom Gregorio, R<br>OBP: 0.238, SLG: 0.158<br>(1, 2)   |                              |                                 |                              |                                  |                               |                                  |                               |                                  |                              | 4                                | 0                             | 0                                | 0                             | 0                                | 3                            | 1                                |   |                                  |                                  |                                    |                                  |        |  |  |  |
| Alfredo Amezaga, S<br>OBP: 0.270, SLG: 0.333<br>(1, 6)  |                              |                                 |                              |                                  |                               |                                  |                               |                                  |                              | 4                                | 1                             | 1                                | 0                             | 0                                | 2                            | 0                                |   |                                  |                                  |                                    |                                  |        |  |  |  |
| Inning Stats  | R: 0<br>E: 0<br>K: 0<br>S: 4 | H: 1<br>LOB: 0<br>BB: 0<br>P: 8 | R: 0<br>E: 1<br>K: 1<br>S: 9 | H: 2<br>LOB: 1<br>BB: 0<br>P: 13 | R: 1<br>E: 0<br>K: 2<br>S: 15 | H: 1<br>LOB: 3<br>BB: 2<br>P: 28 | R: 0<br>E: 0<br>K: 1<br>S: 10 | H: 0<br>LOB: 0<br>BB: 0<br>P: 14 | R: 1<br>E: 0<br>K: 0<br>S: 8 | H: 1<br>LOB: 0<br>BB: 1<br>P: 14 | R: 1<br>E: 1<br>K: 2<br>S: 15 | H: 2<br>LOB: 1<br>BB: 0<br>P: 20 | R: 0<br>E: 0<br>K: 0<br>S: 12 | H: 2<br>LOB: 2<br>BB: 0<br>P: 18 | R: 0<br>E: 0<br>K: 0<br>S: 7 | H: 0<br>LOB: 0<br>BB: 0<br>P: 12 | R: 0<br>E: 0<br>K: 2<br>S: 14   | H: 1<br>LOB: 2<br>BB: 1<br>P: 24 | 1B: 7<br>2B: 3<br>3B: 1<br>HR: 0 | SF: 1<br>SAC: 0<br>DP: 3<br>HBP: 1 | WP: 0<br>PB: 0<br>SB: 0<br>CS: 1 | PA: 39 |  |  |  |
| PITCHER   | IP                           | WLS                             | BF                           | H                                | R                             | ER                               | SO                            | BB                               | IBB                          | HBP                              | BLK                           | WP                               | HR                            | S                                | P                            | ERA                              | WHIP  |                                  |                                  |                                    |                                  |        |  |  |  |
| Colby Lewis, R<br>ERA: 7.3<br>(1, 1)  | 5.0                          | W                               | 23                           | 7                                | 3                             | 3                                | 4                             | 3                                | 0                            | 1                                | 0                             | 0                                | 0                             | 51                               | 85                           | 5.40                             | 2.000   |                                  |                                  |                                    |                                  |        |  |  |  |
| Mickey Callaway, R<br>ERA: 6.68<br>(6, 1)   | 3.0                          |                                 | 11                           | 2                                | 0                             | 0                                | 2                             | 0                                | 0                            | 0                                | 0                             | 0                                | 0                             | 29                               | 42                           | 0.00                             | 0.667   |                                  |                                  |                                    |                                  |        |  |  |  |
| Juan Dominguez, R<br>ERA: 7.16<br>(9, 1)  | 1.0                          |                                 | 5                            | 1                                | 0                             | 0                                | 2                             | 1                                | 0                            | 0                                | 0                             | 0                                | 0                             | 14                               | 24                           | 0.00                             | 2.000   |                                  |                                  |                                    |                                  |        |  |  |  |



| Batter   | 1                            | 2                                | 3                             | 4                                | 5                             | 6                                | 7                            | 8                               | 9                            | AB                               | R                            | H                               | RBI                           | BB                               | SO                           | LOB                              | TOP   |                                  |                                  |                                    |                                  |        |  |  |  |  |  |
|--|------------------------------|----------------------------------|-------------------------------|----------------------------------|-------------------------------|----------------------------------|------------------------------|---------------------------------|------------------------------|----------------------------------|------------------------------|---------------------------------|-------------------------------|----------------------------------|------------------------------|----------------------------------|---|----------------------------------|----------------------------------|------------------------------------|----------------------------------|--------|--|--|--|--|--|
| 10 Michael Young, R<br>OBP: 0.339, SLG: 0.446  | G4-3                         |                                  | G6-3                          |                                  | G5-3                          |                                  |                              | S BB                            |                              | 3                                | 0                            | 0                               | 0                             | 1                                | 0                            | 0                                | <p>Texas Rangers @ Anaheim Angels<br/>Edison International Field, Anaheim, CA</p> <p>Sun Sep 28 2003, 4:05 PM EDT<br/>Att: 42,798 - Cloudy - 69 F</p> <p>livebaseballscorecards.com</p> <p>AB 33<br/>R 1<br/>H 6<br/>RBI 1<br/>BB 2<br/>SO 5<br/>LOB 13</p>  |                                  |                                  |                                    |                                  |        |  |  |  |  |  |
| 23 Mark Teixeira, S<br>OBP: 0.331, SLG: 0.480  | G3-1                         |                                  | G6-3                          |                                  | L7                            |                                  |                              | K BB                            |                              | 4                                | 0                            | 0                               | 0                             | 0                                | 1                            | 1                                |   |                                  |                                  |                                    |                                  |        |  |  |  |  |  |
| Alex Rodriguez, R<br>OBP: 0.396, SLG: 0.690<br>Marcus Thames, R<br>OBP: 0.298, SLG: 0.274    | HBP<br>1B                    |                                  | 1B<br>2B                      |                                  | F9                            |                                  |                              | K                               |                              | 4                                | 1                            | 2                               | 0                             | 0                                | 1                            | 1                                |   |                                  |                                  |                                    |                                  |        |  |  |  |  |  |
| Rafael Palmeiro, L<br>OBP: 0.359, SLG: 0.508   | HBP<br>1B                    |                                  | 2H<br>1B                      |                                  | G6-3                          |                                  |                              | F7                              |                              | 3                                | 0                            | 1                               | 1                             | 0                                | 0                            | 1                                |   |                                  |                                  |                                    |                                  |        |  |  |  |  |  |
| 9 Hank Blalock, L<br>OBP: 0.350, SLG: 0.522<br>15 Gerald Laird, R<br>OBP: 0.360, SLG: 0.432  | L3                           |                                  | P6                            |                                  | G4-3                          |                                  |                              | F7                              |                              | 3                                | 0                            | 0                               | 0                             | 0                                | 0                            | 3                                |   |                                  |                                  |                                    |                                  |        |  |  |  |  |  |
| Shane Spencer, R<br>OBP: 0.328, SLG: 0.392   |                              |                                  |                               |                                  | G4-3                          |                                  |                              | K                               |                              | 4                                | 0                            | 0                               | 0                             | 0                                | 2                            | 1                                |   |                                  |                                  |                                    |                                  |        |  |  |  |  |  |
| Jermaine Clark, L<br>OBP: 0.250, SLG: 0.208  |                              |                                  |                               |                                  |                               |                                  |                              | F8                              |                              | 4                                | 0                            | 1                               | 0                             | 0                                | 0                            | 1                                |   |                                  |                                  |                                    |                                  |        |  |  |  |  |  |
| Todd Greene, R<br>OBP: 0.243, SLG: 0.434   |                              |                                  |                               |                                  |                               |                                  |                              | K                               |                              | 4                                | 0                            | 2                               | 0                             | 0                                | 1                            | 1                                |   |                                  |                                  |                                    |                                  |        |  |  |  |  |  |
| Ryan Christenson, R<br>OBP: 0.255, SLG: 0.255<br>21 Jason Jones, S<br>OBP: 0.258, SLG: 0.355 | G5-3                         |                                  | G1-3                          |                                  | P6                            |                                  |                              | FC6-4                           |                              | 3                                | 0                            | 0                               | 0                             | 0                                | 0                            | 2                                |   |                                  |                                  |                                    |                                  |        |  |  |  |  |  |
|  |                              |                                  |                               |                                  |                               |                                  |                              |                                 |                              | 1                                | 0                            | 0                               | 0                             | 0                                | 0                            | 2                                |   |                                  |                                  |                                    |                                  |        |  |  |  |  |  |
| <b>Inning Stats</b>  | R: 0<br>E: 0<br>K: 0<br>S: 9 | H: 1<br>LOB: 2<br>BB: 0<br>P: 17 | R: 0<br>E: 0<br>K: 1<br>S: 12 | H: 1<br>LOB: 1<br>BB: 0<br>P: 16 | R: 1<br>E: 0<br>K: 0<br>S: 12 | H: 2<br>LOB: 1<br>BB: 0<br>P: 20 | R: 0<br>E: 0<br>K: 0<br>S: 6 | H: 1<br>LOB: 1<br>BB: 0<br>P: 9 | R: 0<br>E: 0<br>K: 0<br>S: 8 | H: 0<br>LOB: 0<br>BB: 0<br>P: 10 | R: 0<br>E: 0<br>K: 0<br>S: 7 | H: 0<br>LOB: 0<br>BB: 0<br>P: 9 | R: 0<br>E: 0<br>K: 1<br>S: 10 | H: 0<br>LOB: 0<br>BB: 0<br>P: 13 | R: 0<br>E: 0<br>K: 2<br>S: 9 | H: 0<br>LOB: 1<br>BB: 1<br>P: 20 | R: 0<br>E: 0<br>K: 1<br>S: 16   | H: 1<br>LOB: 2<br>BB: 1<br>P: 29 | 1B: 4<br>2B: 2<br>3B: 0<br>HR: 0 | SF: 0<br>SAC: 0<br>DP: 0<br>HBP: 1 | WP: 0<br>PB: 0<br>SB: 2<br>CS: 0 | PA: 36 |  |  |  |  |  |
| <b>PITCHER</b>   | IP                           | WLS                              | BF                            | H                                | R                             | ER                               | SO                           | BB                              | IBB                          | HBP                              | BLK                          | WP                              | HR                            | S                                | P                            | ERA                              | WHIP  |                                  |                                  |                                    |                                  |        |  |  |  |  |  |
| 62 Scot Shields, R<br>ERA: 2.85  | 7.0                          | W                                | 27                            | 5                                | 1                             | 1                                | 2                            | 0                               | 0                            | 1                                | 0                            | 0                               | 0                             | 64                               | 94                           | 1.29                             | 0.714   |                                  |                                  |                                    |                                  |        |  |  |  |  |  |
| Francisco Rodriguez, R<br>ERA: 3.03  | 1.0                          | H                                | 4                             | 0                                | 0                             | 0                                | 2                            | 1                               | 0                            | 0                                | 0                            | 0                               | 0                             | 9                                | 20                           | 0.00                             | 1.000   |                                  |                                  |                                    |                                  |        |  |  |  |  |  |
| Brendan Donnelly, R<br>ERA: 1.58   | 1.0                          | S                                | 5                             | 1                                | 0                             | 0                                | 1                            | 1                               | 0                            | 0                                | 0                            | 0                               | 0                             | 16                               | 29                           | 0.00                             | 2.000   |                                  |                                  |                                    |                                  |        |  |  |  |  |  |

| Batter   | 1                             | 2                                | 3                            | 4                               | 5                             | 6                                | 7                             | 8                                | 9                             | AB                               | R                             | H                                | RBI                           | BB                               | SO                            | LOB                              | BOTTOM   |                                    |                                  |        |  |  |  |  |  |  |  |
|--|-------------------------------|----------------------------------|------------------------------|---------------------------------|-------------------------------|----------------------------------|-------------------------------|----------------------------------|-------------------------------|----------------------------------|-------------------------------|----------------------------------|-------------------------------|----------------------------------|-------------------------------|----------------------------------|--|------------------------------------|----------------------------------|--------|--|--|--|--|--|--|--|
| 9 Chone Figgins, S<br>OBP: 0.345, SLG: 0.367   | K                             |                                  | K                            |                                 | G1-3<br>1B                    |                                  |                               | G5-3                             |                               | 5                                | 1                             | 1                                | 0                             | 0                                | 3                             | 1                                | <p>Texas Rangers @ Anaheim Angels<br/>Edison International Field, Anaheim, CA</p> <p>Sun Sep 28 2003, 4:05 PM EDT<br/>Att: 42,798 - Cloudy - 69 F</p> <p>livebaseballscorecards.com</p> <p>AB 36<br/>R 4<br/>H 12<br/>RBI 4<br/>BB 1<br/>SO 6<br/>LOB 17</p>  |                                    |                                  |        |  |  |  |  |  |  |  |
| Alfredo Amezcua, S<br>OBP: 0.278, SLG: 0.333   | F8<br>S<br>1B                 |                                  | K                            |                                 | G1-3<br>1B<br>BB              |                                  |                               | F9                               |                               | 3                                | 1                             | 1                                | 0                             | 1                                | 1                             | 1                                |  |                                    |                                  |        |  |  |  |  |  |  |  |
| Tim Salmon, R<br>OBP: 0.374, SLG: 0.464  | F8<br>1-3                     |                                  |                              |                                 | L9                            |                                  |                               | G1-3                             |                               | 4                                | 0                             | 1                                | 0                             | 0                                | 0                             | 3                                |  |                                    |                                  |        |  |  |  |  |  |  |  |
| Scott Spiezio, S<br>OBP: 0.326, SLG: 0.453<br>39 Robb Quinlan, R<br>OBP: 0.330, SLG: 0.372 | P6                            |                                  |                              |                                 | 1B                            |                                  |                               | L8                               |                               | 4                                | 0                             | 2                                | 2                             | 0                                | 0                             | 2                                |  |                                    |                                  |        |  |  |  |  |  |  |  |
| Jeff DaVanon, S<br>OBP: 0.360, SLG: 0.445  |                               |                                  |                              |                                 | 1B                            |                                  |                               | 1B                               |                               | 0                                | 0                             | 0                                | 0                             | 0                                | 0                             | 0                                |  |                                    |                                  |        |  |  |  |  |  |  |  |
| Shawn Woolen, R<br>OBP: 0.303, SLG: 0.349  |                               |                                  |                              |                                 | K                             |                                  |                               | 1B                               |                               | 4                                | 0                             | 2                                | 0                             | 0                                | 1                             | 1                                |  |                                    |                                  |        |  |  |  |  |  |  |  |
| Wilson Delgado, S<br>OBP: 0.293, SLG: 0.252  |                               |                                  |                              |                                 | G4-3                          |                                  |                               | 1B                               |                               | 4                                | 0                             | 1                                | 0                             | 0                                | 0                             | 4                                |  |                                    |                                  |        |  |  |  |  |  |  |  |
| Trent Durrington, R<br>OBP: 0.294, SLG: 0.143  |                               |                                  |                              |                                 | G4-3                          |                                  |                               | F8                               |                               | 4                                | 0                             | 1                                | 0                             | 0                                | 0                             | 4                                |  |                                    |                                  |        |  |  |  |  |  |  |  |
| Barry Wesson, R<br>OBP: 0.182, SLG: 0.455  |                               |                                  |                              |                                 | G6-3                          |                                  |                               | P4                               |                               | 4                                | 1                             | 1                                | 0                             | 0                                | 0                             | 1                                |  |                                    |                                  |        |  |  |  |  |  |  |  |
|  |                               |                                  |                              |                                 | G6-3                          |                                  |                               | K                                |                               | 4                                | 1                             | 2                                | 2                             | 0                                | 1                             | 0                                |  |                                    |                                  |        |  |  |  |  |  |  |  |
| <b>Inning Stats</b>  | R: 0<br>E: 0<br>K: 1<br>S: 14 | H: 1<br>LOB: 1<br>BB: 0<br>P: 19 | R: 0<br>E: 0<br>K: 0<br>S: 6 | H: 1<br>LOB: 0<br>BB: 0<br>P: 9 | R: 0<br>E: 0<br>K: 2<br>S: 10 | H: 0<br>LOB: 0<br>BB: 0<br>P: 14 | R: 0<br>E: 0<br>K: 1<br>S: 14 | H: 2<br>LOB: 2<br>BB: 0<br>P: 21 | R: 3<br>E: 0<br>K: 0<br>S: 20 | H: 4<br>LOB: 2<br>BB: 1<br>P: 31 | R: 1<br>E: 0<br>K: 1<br>S: 12 | H: 2<br>LOB: 1<br>BB: 0<br>P: 19 | R: 0<br>E: 0<br>K: 0<br>S: 10 | H: 2<br>LOB: 2<br>BB: 0<br>P: 14 | R: 0<br>E: 0<br>K: 1<br>S: 10 | H: 0<br>LOB: 0<br>BB: 0<br>P: 14 | 1B: 11<br>2B: 0<br>3B: 0<br>HR: 1  | SF: 0<br>SAC: 0<br>DP: 0<br>HBP: 0 | WP: 0<br>PB: 0<br>SB: 4<br>CS: 0 | PA: 37 |  |  |  |  |  |  |  |
| <b>PITCHER</b>   | IP                            | WLS                              | BF                           | H                               | R                             | ER                               | SO                            | BB                               | IBB                           | HBP                              | BLK                           | WP                               | HR                            | S                                | P                             | ERA                              | WHIP   |                                    |                                  |        |  |  |  |  |  |  |  |
| John Thomson, R<br>ERA: 4.85   | 5.0                           | L                                | 24                           | 8                               | 3                             | 3                                | 4                             | 1                                | 0                             | 0                                | 0                             | 0                                | 0                             | 64                               | 94                            | 5.40                             | 1.800  |                                    |                                  |        |  |  |  |  |  |  |  |
| 56 Rosman Garcia, R<br>ERA: 6.02   | 1.0                           |                                  | 6                            | 3                               | 1                             | 1                                | 1                             | 0                                | 0                             | 0                                | 0                             | 0                                | 0                             | 15                               | 23                            | 9.00                             | 3.000  |                                    |                                  |        |  |  |  |  |  |  |  |
| Erasmio Ramirez, L<br>ERA: 3.88  | 1.0                           |                                  | 4                            | 1                               | 0                             | 0                                | 0                             | 0                                | 0                             | 0                                | 0                             | 0                                | 0                             | 7                                | 10                            | 0.00                             | 1.000  |                                    |                                  |        |  |  |  |  |  |  |  |
| Francisco Cordero, R<br>ERA: 2.94  | 1.0                           |                                  | 3                            | 0                               | 0                             | 0                                | 1                             | 0                                | 0                             | 0                                | 0                             | 0                                | 0                             | 10                               | 14                            | 0.00                             | 0.000  |                                    |                                  |        |  |  |  |  |  |  |  |