

Anaheim Angels - 2004

Batter	1	2	3	4	5	6	7	8	9	AB	R	H	RBI	BB	SO	LOB	TOP								
David Eckstein, R OBP: 0.400, SLG: 0.400 (1, 6)	0-1 27 E 1B	2-2 F8			0-1 F9	3-2 P6		3-2 27 2B 1B		5	1	2	1	0	0	2									
Darin Erstad, L OBP: 0.200, SLG: 0.200 (1, 3)	3-2 F8		0-0 G3-1		3-3 K		1-3 K	1-2 27 2B 1B		5	1	1	1	0	2	1									
27 Vladimir Guerrero, R Jeff DaVanon, S (1, 9) (8, 9)	0-0 E6		3-2 F9		4-1 16 1B HR		0-1 G6-3	1-0 1-H 2-H 2B		4	1	1	2	1	0	1									
16 Garret Anderson, L 9 Chone Figgins, S (1, 8) (8, 8)	2-2 F7		2-2 G1-3		0-0 HR 1B		3-2 2B	2-0 G3		5	1	2	0	0	0	3									
Troy Glaus, R OBP: 0.400, SLG: 1.600 (1, 5)	0-0 G3			3-0 HR		0-1 1-H 2-H HR	2-2 F9		3-2 P6	5	2	2	4	0	0	3									
Jose Guillen, R (1, 7)		1-2 G3-1		1-1 G5-3		0-1 G6-3		2-3 K FC5-4	0-0 G4-3	5	0	0	0	0	1	0									
Tim Salmon, R (1, 10)		1-2 P5		1-1 G5-3		0-0 F7		1-2 F7	3-2 G5-3	5	0	0	0	0	0	1									
Jose Molina, R OBP: 0.500, SLG: 1.500 (1, 2)		0-2 HR		0-0 F8		1-0 1B 2B		1-1 FC5-4 1B		4	3	2	1	0	0	1									
Adam Kennedy, L OBP: 0.750, SLG: 1.000 (1, 4)		2-1 2B		2-2 G4-3		0-0 2-H 1B		4-0 1B 1B BB		3	1	2	1	1	0	0									
Inning Stats	R: 0 E: 1 K: 0 S: 13	H: 1 LOB: 2 BB: 0 P: 18	R: 1 E: 0 K: 0 S: 15	H: 2 LOB: 1 BB: 0 P: 21	R: 0 E: 0 K: 0 S: 10	H: 0 LOB: 0 BB: 0 P: 15	R: 1 E: 0 K: 0 S: 6	H: 1 LOB: 0 BB: 0 P: 11	R: 0 E: 0 K: 1 S: 10	H: 0 LOB: 0 BB: 0 P: 15	R: 4 E: 0 K: 0 S: 14	H: 4 LOB: 1 BB: 1 P: 21	R: 0 E: 0 K: 1 S: 11	H: 1 LOB: 1 BB: 0 P: 17	R: 4 E: 0 K: 1 S: 17	H: 3 LOB: 1 BB: 1 P: 32	R: 0 E: 0 K: 0 S: 11	H: 0 LOB: 0 BB: 0 P: 17	1B: 5 2B: 4 3B: 0 HR: 3	SF: 0 SAC: 0 DP: 0 HBP: 0	WP: 1 PB: 0 CS: 0	PA: 43			
PITCHER	IP	WLS	BF	H	R	ER	SO	BB	IBB	HBP	BLK	WP	HR	S	P	ERA	WHIP								
Jamie Moyer, L ERA: 9.53 40 Julio Mateo, R ERA: 0.00 Kevin Jarvis, R ERA: 40.5 Ron Villone, L ERA: 6.75	(1, 1) (6, 1) (8, 1) (8, 1)	5.2 1.1 0.2 1.1	L 5 5 6	27 1 1 2	8 1 3 1	6 0 3 1	1 0 1 0	1 0 1 0	0 0 0 0	0 0 0 0	0 0 0 0	0 0 1 0	3 0 11 17	63 16 22 27	94 24 11 27	9.53 0.00 40.50 6.75	1.588 0.750 3.000 1.500								

Anaheim Angels @ Seattle Mariners
Safeco Field, Seattle, WA
Tue Apr 06 2004, 2:05 PM PDT
Att: 46,142 - Cloudy - 53 F

AB 41
R 10
H 12
RBI 10
BB 2
SO 3
LOB 12



Batter	1	2	3	4	5	6	7	8	9	AB	R	H	RBI	BB	SO	LOB	BOTTOM								
51 Ichiro Suzuki, L OBP: 0.400, SLG: 0.250 (1, 9)	1-0 FC6-4 1B	3-2 G3			0-1 G5-3			4-2 BB WP BB	1-3 K	4	1	1	0	1	1	3									
Randy Winn, S (1, 8)	1-1 FC6-4 2B	3-3 K			2-0 F8			1-1 F8	0-1 L7	5	0	0	0	0	1	6									
Bret Boone, R (1, 4)	1-0 P4		3-2 P4		3-2 G6-3			0-3 K	1-3 K	5	0	0	0	0	2	4									
Raul Ibanez, L OBP: 0.500, SLG: 0.667 (1, 7)	2-1 2B		2-2 F8		0-3 K			4-2 WP 2B BB		3	1	1	0	1	1	0									
Edgar Martinez, R (1, 10)	3-3 K		1-0 L4		1-3 K			4-2 WP 2B BB		3	1	0	1	1	2	2									
John Olerud, L OBP: 0.250, SLG: 0.250 (1, 3)		2-2 16 2B 1B		1-1 G1-3			2-1 G3	2-3 K 2B		4	1	1	0	0	1	2									
Rich Aurilia, R OBP: 0.250, SLG: 0.500 (1, 6)		0-2 L1		3-2 G6-3			2-2 G4-3	1-1 1-3 2-H 3-H 2B		4	0	1	2	0	0	1									
Dan Wilson, R OBP: 0.250, SLG: 0.250 (1, 2)		3-2 16 2B E1		1-0 16 CS 1B			1-0 L9	1-1 G6-3		4	0	1	0	0	0	3									
16 Willie Bloomquist, R Dave Hansen, L (1, 5) (8, PH) (9, 5)	0-0 2B		0-0 CS		2-2 K		0-3 K	0-0 BB 51 BB 1B	4-2 DI BB	2	0	1	1	0	1	0									
Inning Stats	R: 0 E: 0 K: 1 S: 10	H: 2 LOB: 2 BB: 0 P: 18	R: 1 E: 1 K: 1 S: 20	H: 2 LOB: 2 BB: 0 P: 31	R: 0 E: 0 K: 0 S: 8	H: 0 LOB: 0 BB: 0 P: 14	R: 0 E: 0 K: 0 S: 9	H: 1 LOB: 0 BB: 0 P: 16	R: 0 E: 0 K: 2 S: 9	H: 0 LOB: 0 BB: 0 P: 13	R: 0 E: 0 K: 0 S: 7	H: 0 LOB: 0 BB: 0 P: 12	R: 4 E: 0 K: 2 S: 27	H: 2 LOB: 2 BB: 3 P: 44	R: 0 E: 0 K: 2 S: 11	H: 0 LOB: 1 BB: 1 P: 17	1B: 4 2B: 3 3B: 0 HR: 0	SF: 0 SAC: 0 DP: 0 HBP: 0	WP: 1 PB: 0 CS: 1	PA: 40					
PITCHER	IP	WLS	BF	H	R	ER	SO	BB	IBB	HBP	BLK	WP	HR	S	P	ERA	WHIP								
40 Bartolo Colon, R 62 Scot Shields, R Kevin Gregg, R Francisco Rodriguez, R	(1, 1) (7, 1) (8, 1) (8, 1)	6.0 1.2 0.0 1.1	W 9 2 5	23 1 1 0	5 4 0 0	0 4 0 0	0 1 0 2	0 3 0 1	0 0 0 0	0 0 0 0	0 0 1 0	0 0 6 13	0 26 9 20	62 44 6 20	100 21.60 9 20	0.833 2.400 ∞ 0.750									

Anaheim Angels @ Seattle Mariners
Safeco Field, Seattle, WA
Tue Apr 06 2004, 2:05 PM PDT
Att: 46,142 - Cloudy - 53 F

AB 35
R 5
H 7
RBI 4
BB 4
SO 9
LOB 21



Batter	1	2	3	4	5	6	7	8	9	AB	R	H	RBI	BB	SO	LOB	TOP					
David Eckstein, R (1, 6) OBP: 0.455, SLG: 0.455	F8	1B 27 HR		G6-3	F8				L8	6	1	3	1	0	0	2						
Darin Erstad, L (1, 3) OBP: 0.182, SLG: 0.182	K2-3	1B 27 HR		G6-3	K				P5	6	1	1	1	0	2	4						
27 Vladimir Guerrero, R (1, 9) OBP: 0.600, SLG: 1.125		2B		16 HR					2B E	4	3	3	3	1	0	0						
16 Garret Anderson, L (1, 8) OBP: 0.500, SLG: 1.222		G3-1		1 HR					F7	4	2	2	3	1	0	1						
Troy Glaus, R (1, 5) OBP: 0.500, SLG: 1.222	K			2B					G5-3	4	1	2	0	1	1	2						
Jose Guillen, R (1, 7) OBP: 0.200, SLG: 0.200		1B		K	P6				FC5	5	1	2	0	0	1	3						
Tim Salmon, R (1, 10) OBP: 0.100, SLG: 0.100		P4		K					G5-3	5	0	1	0	0	2	5						
José Molina, R (1, 2) OBP: 0.444, SLG: 1.000		1B		2B					K	4	1	1	1	1	2	3						
Adam Kennedy, L (1, 4) OBP: 0.444, SLG: 0.500		K		K					K	5	0	1	0	0	3	3						
Inning Stats	R: 0 E: 0 K: 2 S: 11	H: 1 LOB: 2 BB: 1 P: 20	R: 5 E: 0 K: 1 S: 15	H: 4 LOB: 0 BB: 1 P: 26	R: 1 E: 0 K: 3 S: 16	H: 2 LOB: 1 BB: 0 P: 20	R: 2 E: 0 K: 0 S: 11	H: 2 LOB: 2 BB: 0 P: 22	R: 0 E: 0 K: 1 S: 19	H: 2 LOB: 1 BB: 0 P: 24	R: 1 E: 0 K: 1 S: 12	H: 2 LOB: 1 BB: 0 P: 19	R: 0 E: 0 K: 0 S: 8	H: 1 LOB: 1 BB: 0 P: 12	R: 1 E: 0 K: 1 S: 16	H: 2 LOB: 2 BB: 0 P: 26	R: 0 E: 0 K: 1 S: 8	H: 0 LOB: 0 BB: 0 P: 13	1B: 10 2B: 3 3B: 0 HR: 3	SF: 0 SAC: 0 DP: 1 HBP: 0	WP: 0 PB: 0 SB: 1 CS: 0	PA: 47
PITCHER	IP	WLS	BF	H	R	ER	SO	BB	IBB	HBP	BLK	WP	HR	S	P	ERA	WHIP					
Joel Pineiro, R (1, 1) ERA: 18.0	4.0	L	24	9	8	8	6	4	0	0	0	0	2	53	88	18.00	3.250					
Kevin Jarvis, R (5, 1) ERA: 12.0	2.1		11	4	1	1	3	0	0	0	0	0	1	33	46	3.86	1.714					
Mike Myers, L (7, 1) ERA:	0.2		3	1	0	0	0	0	0	0	0	0	0	6	9	0.00	1.500					
Rafael Soriano, R (8, 1) ERA:	1.0		6	2	1	0	1	0	0	0	0	0	0	16	26	0.00	2.000					
Shigetoshi Hasegawa, R (9, 1) ERA:	1.0		3	0	0	0	1	0	0	0	0	0	0	8	13	0.00	0.000					

Anaheim Angels @ Seattle Mariners
Safeco Field, Seattle, WA
Wed Apr 07 2004, 7:05 PM PDT
Att: 37,947 - Unknown - 57 F

AB 43
R 10
H 16
RBI 9
BB 4
SO 11
LOB 23



Batter	1	2	3	4	5	6	7	8	9	AB	R	H	RBI	BB	SO	LOB	BOTTOM					
51 Ichiro Suzuki, L (1, 9) OBP: 0.300, SLG: 0.222			G1-3		L7	FC4-6		K		5	0	1	1	0	1	3						
Randy Winn, S (1, 8) OBP: 0.200, SLG: 0.400	F8			2B	K				G6-3	5	1	2	1	0	1	1						
Bret Boone, R (1, 4) OBP: 0.200, SLG: 0.600	K			1B	2B				K	5	2	2	2	0	3	3						
Edgar Martinez, R (1, 10) OBP: 0.333, SLG: 0.375		1B		F9					P3	5	0	2	0	0	0	1						
Raul Ibanez, L (1, 7) OBP: 0.375, SLG: 0.429		F8		2B	F8				G4-3	4	1	1	0	0	0	2						
Rich Aurilia, R (1, 6) OBP: 0.375, SLG: 0.625		L6		1B					G5-3	4	2	2	2	0	0	1						
John Olerud, L (1, 3) OBP: 0.125, SLG: 0.125		G4-3		K					G4-3	4	0	0	0	0	2	3						
Dan Wilson, R (1, 2) OBP: 0.500, SLG: 0.625				K					K	4	1	3	1	0	1	0						
16 Willie Bloomquist, R (1, 5) OBP: 0.250, SLG: 0.500				2B					1B	2	0	0	0	0	1	1						
Dave Hansen, L (6, PH) OBP: 0.750, SLG: 0.500				F9					K	1	0	0	0	1	1	1						
Inning Stats	R: 0 E: 0 K: 1 S: 6	H: 1 LOB: 0 BB: 0 P: 13	R: 0 E: 0 K: 0 S: 7	H: 1 LOB: 0 BB: 0 P: 12	R: 0 E: 0 K: 1 S: 8	H: 0 LOB: 0 BB: 0 P: 12	R: 4 E: 0 K: 2 S: 20	H: 5 LOB: 1 BB: 0 P: 31	R: 1 E: 0 K: 1 S: 15	H: 2 LOB: 1 BB: 0 P: 24	R: 2 E: 0 K: 2 S: 16	H: 3 LOB: 2 BB: 1 P: 26	R: 0 E: 0 K: 0 S: 5	H: 0 LOB: 0 BB: 0 P: 8	R: 0 E: 0 K: 2 S: 12	H: 1 LOB: 1 BB: 0 P: 18	R: 0 E: 0 K: 1 S: 7	H: 0 LOB: 0 BB: 0 P: 9	1B: 6 2B: 7 3B: 0 HR: 1	SF: 0 SAC: 0 DP: 1 HBP: 0	WP: 0 PB: 0 SB: 1 CS: 1	PA: 40
PITCHER	IP	WLS	BF	H	R	ER	SO	BB	IBB	HBP	BLK	WP	HR	S	P	ERA	WHIP					
Jarrod Washburn, L (1, 1) ERA: 18.0	5.1	W	25	10	6	6	6	0	0	0	0	0	0	63	102	10.12	1.875					
Ben Weber, R (6, 1) ERA: 5.4	1.2		8	2	1	1	1	1	0	0	0	0	0	14	24	5.40	1.800					
Francisco Rodriguez, R (8, 1) ERA:	1.0	H	4	1	0	0	2	0	0	0	0	0	0	12	18	0.00	1.000					
Troy Percival, R (9, 1) ERA:	1.0	S	3	0	0	0	1	0	0	0	0	0	0	7	9	0.00	0.000					

Anaheim Angels @ Seattle Mariners
Safeco Field, Seattle, WA
Wed Apr 07 2004, 7:05 PM PDT
Att: 37,947 - Unknown - 57 F

AB 39
R 7
H 13
RBI 7
BB 1
SO 10
LOB 16



Batter	1	2	3	4	5	6	7	8	9	AB	R	H	RBI	BB	SO	LOB	TOP				
David Eckstein, R (1, 6) OBP: 0.375, SLG: 0.375	L6		F8					L9	G6-3	5	0	1	0	0	0	2					
Darin Erstad, L (1, 3) OBP: 0.188, SLG: 0.250	F8		F9					F8		5	0	1	2	0	0	2					
27 Vladimir Guerrero, R (1, 9) OBP: 0.400, SLG: 0.692	G1-3		K					G5-3	F9	5	0	0	0	0	2	1					
16 Garret Anderson, L (1, 8) OBP: 0.500, SLG: 1.000																					
Troy Glaus, R (1, 5) OBP: 0.500, SLG: 1.077																					
Jose Guillen, R (1, 7) OBP: 0.286, SLG: 0.286																					
Tim Salmon, R (1, 10) OBP: 0.143, SLG: 0.077																					
Adam Kennedy, L (1, 4) OBP: 0.462, SLG: 0.455																					
Josh Paul, R (1, 2) Jeff DaVanon, S (9, PH) José Molina, R (9, 2) OBP: 0.444, SLG: 1.000																					
Inning Stats	R: 0 E: 0 K: 0 S: 5	H: 0 LOB: 0 BB: 0 P: 8	R: 0 E: 0 K: 2 S: 11	H: 2 LOB: 3 BB: 1 P: 22	R: 0 E: 0 K: 1 S: 7	H: 0 LOB: 0 BB: 0 P: 11	R: 0 E: 0 K: 2 S: 9	H: 0 LOB: 0 BB: 0 P: 14	R: 0 E: 0 K: 0 S: 8	H: 1 LOB: 2 BB: 1 P: 19	R: 0 E: 0 K: 0 S: 6	H: 1 LOB: 1 BB: 0 P: 9	R: 0 E: 0 K: 0 S: 7	H: 0 LOB: 0 BB: 0 P: 9	R: 5 E: 0 K: 1 S: 22	H: 5 LOB: 1 BB: 1 P: 39	1B: 7 2B: 2 3B: 0 HR: 0	SF: 0 SAC: 0 DP: 0 HBP: 0	WP: 0 PB: 0 SB: 0 CS: 0	PA: 39	
PITCHER	IP	WLS	BF	H	R	ER	SO	BB	IBB	HBP	BLK	WP	HR	S	P	ERA	WHIP				
Freddy Garcia, R (1, 1) ERA: 1.5	7.0		27	4	0	0	7	1	1	0	0	0	0	57	96	0.00	0.714				
40 Julio Mateo, R (8, 1) ERA: 13.5	1.0	H	3	0	0	0	0	0	0	0	0	0	0	7	9	0.00	0.000				
Mike Myers, L (9, 1) ERA: 18.0	0.0		1	1	1	1	0	0	0	0	0	0	0	4	5	∞	∞				
Shigetoshi Hasegawa, R (9, 1) ERA: 18.0	1.0	L	8	4	4	4	1	1	0	0	1	0	0	18	34	36.00	5.000				

Anaheim Angels @ Seattle Mariners
Safeco Field, Seattle, WA
Thu Apr 08 2004, 1:35 PM PDT
Att: 34,376 - Cloudy - 57 F

AB	36
R	5
H	9
RBI	4
BB	3
SO	8
LOB	20



Batter	1	2	3	4	5	6	7	8	9	AB	R	H	RBI	BB	SO	LOB	BOTTOM				
51 Ichiro Suzuki, L (1, 9) OBP: 0.214, SLG: 0.154	G5-3		G4-6-3					F7		4	0	0	0	0	1	1					
Randy Winn, S (1, 8) OBP: 0.214, SLG: 0.429			G5-3					G3		4	0	1	0	0	0	0					
Bret Boone, R (1, 4) OBP: 0.286, SLG: 0.571								K2-3		4	0	2	0	0	1	0					
Raul Ibanez, L (1, 7) OBP: 0.417, SLG: 0.500																					
Edgar Martinez, R (1, 10) OBP: 0.385, SLG: 0.364																					
John Olerud, L (1, 3) OBP: 0.167, SLG: 0.167																					
Rich Aurilia, R (1, 6) OBP: 0.273, SLG: 0.455																					
Ben Davis, S (1, 2)																					
16 Willie Bloomquist, R (1, 5) OBP: 0.286, SLG: 0.429																					
Inning Stats	R: 0 E: 0 K: 0 S: 13	H: 3 LOB: 2 BB: 0 P: 22	R: 0 E: 0 K: 1 S: 7	H: 0 LOB: 0 BB: 0 P: 12	R: 0 E: 0 K: 0 S: 9	H: 1 LOB: 0 BB: 0 P: 14	R: 1 E: 0 K: 1 S: 11	H: 2 LOB: 2 BB: 1 P: 24	R: 0 E: 0 K: 2 S: 8	H: 1 LOB: 1 BB: 1 P: 15	R: 0 E: 0 K: 2 S: 9	H: 0 LOB: 0 BB: 0 P: 16	R: 0 E: 0 K: 1 S: 5	H: 0 LOB: 0 BB: 0 P: 10	R: 0 E: 0 K: 1 S: 8	H: 0 LOB: 0 BB: 0 P: 13	1B: 5 2B: 2 3B: 0 HR: 0	SF: 0 SAC: 0 DP: 2 HBP: 0	WP: 0 PB: 0 SB: 0 CS: 0	PA: 33	
PITCHER	IP	WLS	BF	H	R	ER	SO	BB	IBB	HBP	BLK	WP	HR	S	P	ERA	WHIP				
45 Kelvim Escobar, R (1, 1) ERA: 1.5	6.0		24	7	1	1	4	2	0	0	0	0	0	14	26	0.00	1.500				
62 Scott Shields, R (7, 1) ERA: 9.82	2.0	W	6	0	0	0	3	0	0	0	0	0	0	8	13	0.00	0.000				
Kevin Gregg, R (9, 1) ERA:	1.0		3	0	0	0	1	0	0	0	0	0	0	8	13	0.00	0.000				

Anaheim Angels @ Seattle Mariners
Safeco Field, Seattle, WA
Thu Apr 08 2004, 1:35 PM PDT
Att: 34,376 - Cloudy - 57 F

AB	31
R	1
H	7
RBI	1
BB	2
SO	8
LOB	10



Batter	1	2	3	4	5	6	7	8	9	AB	R	H	RBI	BB	SO	LOB	TOP			
David Eckstein, R OBP: 0.350, SLG: 0.350 Shane Halter, R (8, 6)	1-2 G1-3	0-0 G6-3		0-0 B5-3			0-2 1B		3-3 K	4	0	1	0	0	0	1				
Darin Erstad, L OBP: 0.190, SLG: 0.238 (1, 3)	1-3 K	0-1 1B			3-2 G1-3		2-3 K		1-0 G3-1	5	0	1	0	0	2	2				
27 Vladimir Guerrero, R OBP: 0.589, SLG: 0.588 9 Chone Figgins, S (1, 9) (8, 8)	0-2 1B	1 SAFE 0-1 F8			1-1 P4		0-0 G1-3		1-0 F9	4	0	1	0	0	0	2				
16 Garret Anderson, L OBP: 0.500, SLG: 0.882 Josh Paul, R (8, 2)	1-2 1B			2-1 F8		0-1 FC4 1B		1-3 K		4	0	2	0	0	1	0				
Troy Glaus, R OBP: 0.444, SLG: 1.059 (1, 5)	1-3 K			2-1 P4		2-2 FC4 1-2		0-0 HR		4	1	1	1	0	1	3				
Jose Guillen, R OBP: 0.278, SLG: 0.333 (1, 7)		3-2 E6 FC5-2		2-2 G6-3		1-1 G4-3		1-2 2B		4	0	1	0	0	0	0				
Tim Salmon, R OBP: 0.111, SLG: 0.059 (1, 10)	1-1 E6 FC5-2 HR			3-3 K		0-0 F8		0-1 G1-3		4	1	0	0	0	1	2				
Jose Molina, R OBP: 0.333, SLG: 0.727 Jeff DaVanon, S (8, PH) (8, 9)	0-1 FC5-2 HR			1-0 E1		1-1 L1		1-1 F9		3	1	0	0	0	0	2				
Adam Kennedy, L OBP: 0.471, SLG: 0.733 (1, 4)	2-3 3-H HR			2-0 F8				1-3 K		4	1	2	3	0	1	1				
	R: 0 E: 0 K: 2 S: 15	H: 2 LOB: 2 BB: 0 P: 19	R: 3 E: 2 K: 0 S: 17	H: 2 LOB: 1 BB: 0 P: 23	R: 0 E: 1 K: 1 S: 7	H: 0 LOB: 1 BB: 0 P: 13	R: 0 E: 0 K: 0 S: 13	H: 1 LOB: 1 BB: 0 P: 19	R: 0 E: 0 K: 0 S: 5	H: 0 LOB: 0 BB: 0 P: 7	R: 0 E: 0 K: 1 S: 12	H: 1 LOB: 1 BB: 0 P: 15	R: 1 E: 0 K: 1 S: 11	H: 2 LOB: 1 BB: 0 P: 14	R: 0 E: 0 K: 1 S: 13	H: 1 LOB: 1 BB: 0 P: 21	1B: 5 2B: 2 3B: 0 HR: 2	SF: 0 SAC: 0 DP: 0 HBP: 0	WP: 0 PA: 39	
PITCHER	IP	WLS	BF	H	R	ER	SO	BB	IBB	HBP	BLK	WP	HR	S	P	ERA	WHIP			
R.A. Dickey, R ERA: Carlos Almanzar, R ERA: 6.75 Mickey Callaway, R ERA:	(1, 1) (8, 1) (9, 1)	7.0 1.0 1.0	W 5 4	30 2 1	6 1 0	3 1 0	5 1 1	0 0 0	0 0 0	0 0 0	0 0 0	0 0 0	1 1 13	75 11 21	108 14 21	0.00 9.00 0.00	0.857 2.000 1.000			

Anaheim Angels @ Texas Rangers
The Ballpark at Arlington, Arlington, TX
Fri Apr 09 2004, 2:05 PM EDT
Att: 50,370 - Sunny - 80 F

AB 39
R 4
H 9
RBI 4
BB 0
SO 7
LOB 16



Batter	1	2	3	4	5	6	7	8	9	AB	R	H	RBI	BB	SO	LOB	BOTTOM			
10 Michael Young, R OBP: 0.278, SLG: 0.313 (1, 6)	0-3 K	3-2 9 1B 2B	2-0 9 HR 1B		1-2 G6-3	0-0 SF8				4	2	2	3	0	1	0				
9 Hank Blalock, L OBP: 0.278, SLG: 0.471 (1, 5)	2-2 G3	0-0 2H 1B	0-0 1H 2H HR		2-2 FC5-4 1B	2-2 F9				5	1	3	4	0	0	1				
Alfonso Soriano, R OBP: 0.389, SLG: 0.333 (1, 4)	0-1 23 2B 1B	2-0 F8	3-2 1B		1-2 FC5-4 1-2		0-2 F7			5	1	2	0	0	0	2				
Brad Fullmer, L OBP: 0.308, SLG: 0.182 (1, 10)	4-1 23 2B BB	0-1 G1-3	0-1 F8		1-1 G4-3		0-1 F8			4	0	0	0	1	0	3				
23 Mark Teixeira, S OBP: 0.444, SLG: 0.667 (1, 3)	3-1 1-3 2H 2B		0-0 1B 15 1B 2B		3-3 K	4-1 HR BB	3-3 K			4	2	2	1	1	2	0				
David Dellucci, L OBP: 0.111, SLG: 0.111 (1, 7)	0-3 K		0-0 15 1B 10 1B 1B		3-2 F9	1-3 K		0-1 G3-1		5	1	1	0	0	2	3				
Kevin Mench, R OBP: 0.294, SLG: 0.563 (1, 9)		2-3 K	1-0 G5-3		2-2 1B	0-0 HR		2-2 2B		5	1	3	2	0	1	2				
Laynce Nix, L OBP: 0.556, SLG: 1.000 (1, 8)		3-1 HR	3-3 K		3-2 1B	4-2 15 1B 10 SF8 BB		1-3 K		4	2	2	1	1	2	3				
15 Gerald Laird, R OBP: 0.417, SLG: 0.500 (1, 2)		1-0 10 2B 2B	3-2 10 1B 9 HR 1B		2-2 G6-3	2-2 1B		2-3 K		5	2	3	1	0	1	3				
	R: 1 E: 0 K: 2 S: 16	H: 2 LOB: 1 BB: 1 P: 25	R: 3 E: 0 K: 1 S: 13	H: 4 LOB: 1 BB: 0 P: 24	R: 5 E: 0 K: 1 S: 16	H: 6 LOB: 1 BB: 0 P: 28	R: 0 E: 0 K: 1 S: 17	H: 2 LOB: 2 BB: 0 P: 30	R: 0 E: 0 K: 0 S: 13	H: 1 LOB: 1 BB: 0 P: 18	R: 3 E: 0 K: 1 S: 14	H: 2 LOB: 1 BB: 2 P: 27	R: 0 E: 0 K: 1 S: 9	H: 0 LOB: 0 BB: 0 P: 12	R: 0 E: 0 K: 2 S: 11	H: 1 LOB: 1 BB: 0 P: 16	1B: 10 2B: 5 3B: 0 HR: 3	SF: 1 SAC: 0 DP: 0 HBP: 0	WP: 0 PA: 45	
PITCHER	IP	WLS	BF	H	R	ER	SO	BB	IBB	HBP	BLK	WP	HR	S	P	ERA	WHIP			
Ramon Ortiz, R ERA: 23.63 Aaron Sele, R ERA: 13.5 Kevin Gregg, R ERA:	(1, 1) (3, 1) (7, 1)	2.2 3.1 2.0	L 20 7	18 8 1	18 5 0	7 5 0	4 2 3	1 2 0	0 0 0	0 0 0	0 0 0	0 0 0	0 2 0	1 51 20	65 87 28	23.62 13.50 0.00	3.750 3.000 0.500			

Anaheim Angels @ Texas Rangers
The Ballpark at Arlington, Arlington, TX
Fri Apr 09 2004, 2:05 PM EDT
Att: 50,370 - Sunny - 80 F

AB 41
R 12
H 18
RBI 12
BB 3
SO 9
LOB 17



Batter	1	2	3	4	5	6	7	8	9	AB	R	H	RBI	BB	SO	LOB	TOP				
David Eckstein, R (1, 6) OBP: 0.320, SLG: 0.320	G5-3				F9		G4-3		G5-3	5	1	1	0	0	0	0					
Darin Erstad, L (1, 3) OBP: 0.200, SLG: 0.240	K			F8	L3					4	0	1	0	0	1	1					
27 Vladimir Guerrero, R (1, 9) OBP: 0.435, SLG: 0.650	K									3	1	2	0	1	1	0					
16 Garret Anderson, L (1, 8) OBP: 0.455, SLG: 0.762		K			K			F5		4	1	1	0	0	2	3					
Troy Glaus, R (1, 5) OBP: 0.409, SLG: 0.900	G6-3				K		G6-3			3	0	0	0	1	1	3					
Jose Guillen, R (1, 7) OBP: 0.273, SLG: 0.318	G6-3				K		K	K		4	1	1	2	0	2	3					
Tim Salmon, R (1, 10) OBP: 0.136, SLG: 0.050				F9			F7	F8		3	1	0	0	0	0	3					
José Molina, R (1, 2) OBP: 0.313, SLG: 0.733				F8			K	G5-3		4	1	1	3	0	1	0					
Adam Kennedy, L (1, 4) OBP: 0.429, SLG: 0.632	K						G3-1	K		4	0	1	1	0	2	0					
Inning Stats	R: 0 E: 0 K: 2 S: 9	H: 0 LOB: 0 BB: 0 P: 14	R: 0 E: 0 K: 1 S: 9	H: 0 LOB: 0 BB: 0 P: 13	R: 0 E: 0 K: 1 S: 6	H: 0 LOB: 0 BB: 0 P: 10	R: 6 E: 0 K: 1 S: 18	H: 6 LOB: 0 BB: 0 P: 27	R: 0 E: 0 K: 1 S: 8	H: 1 LOB: 1 BB: 0 P: 15	R: 0 E: 0 K: 1 S: 10	H: 0 LOB: 0 BB: 0 P: 10	R: 0 E: 0 K: 1 S: 15	H: 1 LOB: 3 BB: 2 P: 24	R: 0 E: 0 K: 1 S: 8	H: 0 LOB: 0 BB: 0 P: 11	1B: 6 2B: 1 3B: 1 HR: 0	SF: 0 SAC: 0 DP: 0 HBP: 1	WP: 0 PB: 0 SB: 0 CS: 1	PA: 38	
PITCHER	IP	WLS	BF	H	R	ER	SO	BB	IBB	HBP	BLK	WP	HR	S	P	ERA	WHIP				
Kenny Rogers, L (1, 1) ERA: 6.23	6.0	W	25	7	6	6	7	0	0	1	0	0	0	60	94	9.00	1.167				
Jay Powell, R (7, 1) ERA	1.0	H	3	0	0	0	1	0	0	0	0	0	0	7	10	0.00	0.000				
32 Ron Mahay, L (8, 1) ERA	0.1	H	3	1	0	0	0	1	0	0	0	0	0	6	10	0.00	6.000				
Jeff Nelson, R (8, 1) ERA: 13.5	0.2	H	3	0	0	0	1	1	0	0	0	0	0	9	14	0.00	1.500				
Erasmio Ramirez, L (9, 1) ERA	1.0		3	0	0	0	1	0	0	0	0	0	0	8	11	0.00	0.000				

Anaheim Angels @ Texas Rangers
The Ballpark at Arlington, Arlington, TX
Sat Apr 10 2004, 8:05 PM EDT
Att: 30,331 - Unknown - 56 F

AB 34
R 6
H 8
RBI 6
BB 2
SO 10
LOB 13



Batter	1	2	3	4	5	6	7	8	9	AB	R	H	RBI	BB	SO	LOB	BOTTOM				
10 Michael Young, R (1, 6) OBP: 0.304, SLG: 0.524	F8 2B	P4				G5-3		K2-3		5	2	2	2	0	1	2					
9 Hank Blalock, L (1, 5) OBP: 0.435, SLG: 0.750										3	4	3	1	2	0	0					
Alfonso Soriano, R (1, 4) OBP: 0.391, SLG: 0.350	F8	F9		F8						5	1	2	0	0	0	5					
Brad Fullmer, L (1, 10) OBP: 0.389, SLG: 0.375				G4-3			K			5	2	3	3	0	1	1					
23 Mark Teixeira, S (1, 3) OBP: 0.435, SLG: 0.737				G4-3	K		G3			4	1	1	3	1	1	1					
David Dellucci, L (1, 7) OBP: 0.286, SLG: 0.286	P6					F8				5	1	3	2	0	0	0					
Kevin Mench, R (1, 9) OBP: 0.273, SLG: 0.476	F7			P3		K		K		5	0	1	1	0	2	3					
Laynce Nix, L (1, 8) OBP: 0.500, SLG: 0.769				P6			K	K		5	0	2	0	0	2	3					
15 Gerald Laird, R (1, 2) OBP: 0.375, SLG: 0.438		K			CS		G5-3			4	1	1	0	0	1	2					
Inning Stats	R: 4 E: 0 K: 0 S: 15	H: 3 LOB: 0 BB: 1 P: 25	R: 0 E: 0 K: 1 S: 12	H: 1 LOB: 2 BB: 1 P: 20	R: 0 E: 0 K: 0 S: 8	H: 1 LOB: 1 BB: 0 P: 14	R: 3 E: 0 K: 1 S: 14	H: 4 LOB: 1 BB: 0 P: 19	R: 0 E: 0 K: 1 S: 10	H: 1 LOB: 0 BB: 0 P: 17	R: 1 E: 1 K: 1 S: 9	H: 2 LOB: 1 BB: 0 P: 14	R: 1 E: 0 K: 1 S: 11	H: 2 LOB: 1 BB: 0 P: 15	R: 3 E: 0 K: 3 S: 20	H: 4 LOB: 2 BB: 1 P: 32	1B: 12 2B: 3 3B: 0 HR: 3	SF: 0 SAC: 0 DP: 0 HBP: 0	WP: 0 PB: 0 SB: 2 CS: 2	PA: 45	
PITCHER	IP	WLS	BF	H	R	ER	SO	BB	IBB	HBP	BLK	WP	HR	S	P	ERA	WHIP				
41 John Lackey, R (1, 1) ERA: 17.18	3.2	L	22	9	7	7	1	0	0	0	0	0	0	2	45	73	3.000				
Ben Weber, R (4, 1) ERA: 4.5	2.1		9	3	1	1	3	0	0	0	0	0	1	23	36	3.86	1.286				
62 Scot Shields, R (7, 1) ERA: 12.71	2.0		13	6	4	4	4	0	1	0	0	0	0	31	47	18.00	3.000				

Anaheim Angels @ Texas Rangers
The Ballpark at Arlington, Arlington, TX
Sat Apr 10 2004, 8:05 PM EDT
Att: 30,331 - Unknown - 56 F

AB 41
R 12
H 18
RBI 12
BB 3
SO 8
LOB 17



Batter	1	2	3	4	5	6	7	8	9	AB	R	H	RBI	BB	SO	LOB	TOP								
David Eckstein, R (1, 6) OBP: 0.333, SLG: 0.333	1-1 F7	0-1 SAFE SAFE 1B					1-2 F9	1-2 F9		5	0	2	0	0	0	2									
Darin Erstad, L (1, 3) OBP: 0.200, SLG: 0.233	0-0 F8	2-3 K					0-1 G2-3		1-1 SAFE SAFE 1B	5	0	1	0	0	1	3									
27 Vladimir Guerrero, R (1, 9) OBP: 0.393, SLG: 0.680	1-3 K				0-0 G5-3				1-2 SAFE SAFE 1B	5	1	1	1	0	1	2									
16 Garret Anderson, L (1, 8) OBP: 0.407, SLG: 0.692		1-2 G3			1-1 G4-3				2-2 SAFE SAFE 1B	5	1	1	0	0	0	1									
Troy Glaus, R (1, 5) Shane Halter, R (8, 5) OBP: 0.462, SLG: 0.870		2-2 1B 1B			1-2 G5-3				0-0 SAFE SAFE 1B	3	3	2	0	1	0	0									
Jose Guillen, R (1, 7) OBP: 0.308, SLG: 0.346		1-0 SAFE SAFE 1B			2-3 K				0-0 SAFE SAFE 1B	4	1	2	1	0	1	1									
Tim Salmon, R (1, 10) OBP: 0.231, SLG: 0.130		0-0 1B FC4-6 1B			1-2 F8				0-1 SAFE SAFE 1B	3	1	2	1	1	0	0									
José Molina, R (1, 2) OBP: 0.300, SLG: 0.632		0-1 FC4-6 1B			2-3 K				0-2 SAFE SAFE 1B	4	0	1	1	0	2	4									
Adam Kennedy, L (1, 4) OBP: 0.400, SLG: 0.565		0-0 FC4-6 1B			1-1 F9				1-2 SAFE SAFE 1B	4	0	1	2	0	1	2									
Inning Stats	R: 0 E: 0 K: 1 S: 7	H: 0 LOB: 0 BB: 0 P: 9	R: 3 E: 0 K: 1 S: 21	H: 5 LOB: 2 BB: 0 P: 27	R: 0 E: 0 K: 0 S: 6	H: 0 LOB: 0 BB: 0 P: 8	R: 0 E: 0 K: 2 S: 12	H: 0 LOB: 0 BB: 0 P: 17	R: 0 E: 0 K: 0 S: 7	H: 0 LOB: 0 BB: 0 P: 9	R: 3 E: 0 K: 1 S: 13	H: 4 LOB: 1 BB: 1 P: 19	R: 0 E: 0 K: 0 S: 6	H: 1 LOB: 1 BB: 0 P: 10	R: 1 E: 0 K: 1 S: 13	H: 2 LOB: 2 BB: 1 P: 22	R: 0 E: 0 K: 0 S: 8	H: 1 LOB: 0 BB: 0 P: 12	1B: 11 2B: 1 3B: 0 HR: 1	SF: 0 SAC: 0 DP: 2 HBP: 0	WP: 0 PB: 0 SB: 0 CS: 0	PA: 40			
PITCHER	IP	WLS	BF	H	R	ER	SO	BB	IBB	HBP	BLK	WP	HR	S	P	ERA	WHIP								
Chan Ho Park, R (1, 1) ERA: 5.93	6.0	L	28	10	6	6	5	1	0	0	0	0	1	68	92	9.00	1.833								
53 Joaquin Benoit, R (7, 1) ERA: 4.5	2.0		9	2	1	1	1	1	0	0	0	0	0	17	29	4.50	1.500								
Carlos Almanzar, R (9, 1) ERA: 3.86	1.0		3	1	0	0	0	0	0	0	0	0	0	8	12	0.00	1.000								

Anaheim Angels @ Texas Rangers
The Ballpark at Arlington, Arlington, TX
Sun Apr 11 2004, 4:05 PM EDT
Att: 18,209 - Overcast - 52 F

AB 38
R 7
H 13
RBI 6
BB 2
SO 6
LOB 15



Batter	1	2	3	4	5	6	7	8	9	AB	R	H	RBI	BB	SO	LOB	BOTTOM								
10 Michael Young, R (1, 6) OBP: 0.296, SLG: 0.520	0-2 9 1B 2B						2-2 G4-3		1-2 G3	4	1	1	0	0	0	1									
9 Hank Blalock, L (1, 5) OBP: 0.407, SLG: 0.667	1-0 G3 2H 1B						0-1 P6		0-3 K	4	0	1	1	0	2	0									
Alfonso Soriano, R (1, 4) OBP: 0.370, SLG: 0.375	0-1 L4						0-0 2B		0-1 P6	4	0	1	0	0	1	1									
Brad Fullmer, L (1, 10) OBP: 0.364, SLG: 0.316	0-1 G3						0-2 F8		4-2 BB	3	1	0	0	1	0	2									
23 Mark Teixeira, S (1, 3) OBP: 0.407, SLG: 0.652	3-3 K						1-1 P2		0-1 F8	4	0	1	0	0	1	3									
David Dellucci, L (1, 7) OBP: 0.276, SLG: 0.294		2-1 G3 1B					0-1 SF9		0-0 P6	3	0	1	1	0	1	1									
Kevin Mench, R (1, 9) OBP: 0.346, SLG: 0.600		1-1 SAFE SAFE F9					1-1 1B		1-0 2B	4	0	3	0	0	0	1									
Laynce Nix, L (1, 8) OBP: 0.389, SLG: 0.588		3-2 G3					2-3 K		1-0 G1-3	4	0	0	0	0	1	4									
Rod Barajas, R (1, 2) OBP: 0.407, SLG: 0.652		3-2 L5					0-1 G6-3		0-1 P6	4	0	0	0	0	1	3									
Inning Stats	R: 1 E: 0 K: 1 S: 11	H: 2 LOB: 1 BB: 0 P: 15	R: 0 E: 0 K: 0 S: 13	H: 1 LOB: 1 BB: 0 P: 22	R: 0 E: 0 K: 2 S: 9	H: 0 LOB: 0 BB: 0 P: 14	R: 1 E: 1 K: 1 S: 10	H: 2 LOB: 1 BB: 0 P: 14	R: 0 E: 0 K: 0 S: 7	H: 0 LOB: 0 BB: 0 P: 9	R: 0 E: 0 K: 0 S: 7	H: 1 LOB: 1 BB: 0 P: 7	R: 0 E: 0 K: 0 S: 7	H: 1 LOB: 1 BB: 0 P: 10	R: 0 E: 0 K: 1 S: 9	H: 0 LOB: 1 BB: 1 P: 13	R: 0 E: 0 K: 2 S: 9	H: 1 LOB: 1 BB: 0 P: 12	1B: 4 2B: 4 3B: 0 HR: 0	SF: 1 SAC: 0 DP: 0 HBP: 0	WP: 0 PB: 0 SB: 0 CS: 0	PA: 36			
PITCHER	IP	WLS	BF	H	R	ER	SO	BB	IBB	HBP	BLK	WP	HR	S	P	ERA	WHIP								
40 Bartolo Colon, R (1, 1) ERA: 0.64	8.0	W	32	7	2	1	5	1	0	0	0	0	0	73	104	1.12	1.000								
Francisco Rodriguez, R (9, 1) ERA:	1.0		4	1	0	0	2	0	0	0	0	0	0	9	12	0.00	1.000								

Anaheim Angels @ Texas Rangers
The Ballpark at Arlington, Arlington, TX
Sun Apr 11 2004, 4:05 PM EDT
Att: 18,209 - Overcast - 52 F

AB 34
R 2
H 8
RBI 2
BB 1
SO 7
LOB 16



Batter	1	2	3	4	5	6	7	8	9	AB	R	H	RBI	BB	SO	LOB	TOP				
51 Ichiro Suzuki, L (1, 9) OBP: 0.382, SLG: 0.375	2-2 CS 1B		0-0 F9	0-0 2B 1B		0-0 G3-4-1		2-2 FC6-4		5	0	2	0	0	0	2					
Randy Winn, S (1, 8) OBP: 0.294, SLG: 0.375	1-1 CS 1B		4-2 BB SF9	2-1 1-3 2B			0-1 G4-3	0-1 P4		4	2	2	1	1	0	1					
Bret Boone, R (1, 4) OBP: 0.265, SLG: 0.529	2-0 G5-3		2-1 SF9 BB	3-2 G5-3			1-1 2B		1-2 P4	5	0	2	0	0	0	4					
Edgar Martinez, R (1, 10) OBP: 0.375, SLG: 0.500	3-1 2H HR		4-2 FC5-4 BB		1-3 K		2-0 G1-3		2-2 G5-3	4	1	1	2	1	1	1					
Raul Ibanez, L (1, 7) OBP: 0.346, SLG: 0.409	1-3 K		0-2 SF9		1-0 F8		4-0 IBB		2-2 F7	3	0	0	1	1	1	0					
Rich Aurilia, R (1, 6) OBP: 0.286, SLG: 0.429		2-1 1B	0-0 FC5-4		3-1 F8		3-2 F9			4	0	1	0	0	0	4					
John Olerud, L (1, 3) OBP: 0.333, SLG: 0.364		0-2 F9		0-1 FC3-6 1B		0-0 G3		3-2 51 E 2B		4	1	2	0	0	0	1					
Dan Wilson, R (1, 2) OBP: 0.350, SLG: 0.368		2-3 K	1-2 FC3-6 16 1B		3-2 G5-3		4-1 51 FC6-4 BB			3	0	0	0	1	1	2					
16 Willie Bloomquist, R (1, 5) OBP: 0.333, SLG: 0.400 Dave Hansen, L (8, PH) OBP: 0.500, SLG: 0.250	1-0 F9		1-1 51 1B 2B		1-1 E5		2-3 K			3	1	1	0	0	0	1					
1 0 0 0 0 1 1 0 0 0 0 1 2																					
Inning Stats	R: 2 E: 0 K: 1 S: 12	H: 3 LOB: 0 BB: 0 P: 21	R: 0 E: 0 K: 1 S: 12	H: 1 LOB: 1 BB: 0 P: 17	R: 1 E: 0 K: 0 S: 12	H: 1 LOB: 2 BB: 2 P: 22	R: 1 E: 0 K: 0 S: 15	H: 4 LOB: 2 BB: 0 P: 22	R: 0 E: 1 K: 0 S: 8	H: 0 LOB: 1 BB: 0 P: 11	R: 0 E: 0 K: 0 S: 8	H: 1 LOB: 2 BB: 1 P: 18	R: 1 E: 1 K: 1 S: 14	H: 1 LOB: 1 BB: 1 P: 25	R: 0 E: 0 K: 0 S: 16	H: 0 LOB: 0 BB: 0 P: 21	1B: 7 2B: 3 3B: 0 HR: 1	SF: 1 SAC: 0 DP: 0 HBP: 0	WP: 0 PB: 0 SB: 0 CS: 2	PA: 41	
PITCHER	IP WLS BF H R ER SO BB IBB HBP BLK WP HR S P ERA WHIP	IP WLS BF H R ER SO BB IBB HBP BLK WP HR S P ERA WHIP	IP WLS BF H R ER SO BB IBB HBP BLK WP HR S P ERA WHIP	IP WLS BF H R ER SO BB IBB HBP BLK WP HR S P ERA WHIP	IP WLS BF H R ER SO BB IBB HBP BLK WP HR S P ERA WHIP	IP WLS BF H R ER SO BB IBB HBP BLK WP HR S P ERA WHIP	IP WLS BF H R ER SO BB IBB HBP BLK WP HR S P ERA WHIP	IP WLS BF H R ER SO BB IBB HBP BLK WP HR S P ERA WHIP	IP WLS BF H R ER SO BB IBB HBP BLK WP HR S P ERA WHIP	IP WLS BF H R ER SO BB IBB HBP BLK WP HR S P ERA WHIP	IP WLS BF H R ER SO BB IBB HBP BLK WP HR S P ERA WHIP	IP WLS BF H R ER SO BB IBB HBP BLK WP HR S P ERA WHIP	IP WLS BF H R ER SO BB IBB HBP BLK WP HR S P ERA WHIP	IP WLS BF H R ER SO BB IBB HBP BLK WP HR S P ERA WHIP	IP WLS BF H R ER SO BB IBB HBP BLK WP HR S P ERA WHIP	IP WLS BF H R ER SO BB IBB HBP BLK WP HR S P ERA WHIP	IP WLS BF H R ER SO BB IBB HBP BLK WP HR S P ERA WHIP	IP WLS BF H R ER SO BB IBB HBP BLK WP HR S P ERA WHIP	IP WLS BF H R ER SO BB IBB HBP BLK WP HR S P ERA WHIP	IP WLS BF H R ER SO BB IBB HBP BLK WP HR S P ERA WHIP	IP WLS BF H R ER SO BB IBB HBP BLK WP HR S P ERA WHIP

Seattle Mariners @ Anaheim Angels
Angel Stadium of Anaheim, Anaheim, CA
Tue Apr 13 2004, 7:05 PM PDT
Att: 43,443 - Sunny - 66 F

AB	36
R	5
H	11
RBI	4
BB	4
SO	4
LOB	18



Batter	1	2	3	4	5	6	7	8	9	AB	R	H	RBI	BB	SO	LOB	BOTTOM				
David Eckstein, R (1, 6) OBP: 0.300, SLG: 0.282	1-1 1B		3-2 F8		3-2 G4-3	0-3 K		2-0 P4		5	0	1	0	0	1	2					
Darin Erstad, L (1, 3) OBP: 0.308, SLG: 0.324	4-1 27 FC5-4 BB		2-1 27 S 1B		1-1 27 HR 1B		3-2 16 F9 27 1B 2B			3	2	3	0	1	0	0					
27 Vladimir Guerrero, R (1, 10) OBP: 0.432, SLG: 0.719	0-2 FC5-4		4-1 1-2 BB		1-0 1H HR		0-2 2B 1B		1-2 2B 1B	3	2	2	2	1	0	1					
16 Garret Anderson, L (1, 8) OBP: 0.361, SLG: 0.571	0-1 F8		1-2 F9		1-1 G4-3		3-2 F9			4	0	0	0	0	0	6					
Jose Guillen, R (1, 7) OBP: 0.343, SLG: 0.344		0-1 L4		2-1 G6-3		1-2 F7	0-0 G5-3 2B			4	1	1	2	0	0	0					
Tim Salmon, R (1, 9) OBP: 0.257, SLG: 0.233 Jeff DaVanon, S (8, 9)		1-2 G6-3		2-2 2B		3-3 K	1-0 G5-3			4	0	1	1	0	1	0					
Adam Kennedy, L (1, 4) OBP: 0.353, SLG: 0.452		2-3 K		2-2 F8		1-1 HR 1B	1-3 K			4	1	1	0	0	2	1					
Bengie Molina, R (1, 2) OBP: 0.250, SLG: 1.000			0-0 G6-3	1-0 G6-3		1-2 HR		0-1 F8		4	1	1	2	0	0	1					
Shane Halter, R (1, 5) OBP: 0.444, SLG: 0.500			4-0 1B S BB		1-1 P3	0-2 1B		2-0 G5-3		3	0	1	0	1	0	0					
Inning Stats	R: 0 E: 0 K: 0 S: 8	H: 1 LOB: 1 BB: 1 P: 13	R: 0 E: 0 K: 1 S: 8	H: 0 LOB: 0 BB: 0 P: 11	R: 0 E: 0 K: 0 S: 12	H: 1 LOB: 2 BB: 2 P: 26	R: 0 E: 0 K: 0 S: 10	H: 1 LOB: 1 BB: 0 P: 17	R: 2 E: 0 K: 2 S: 18	H: 3 LOB: 0 BB: 0 P: 24	R: 3 E: 0 K: 1 S: 16	H: 3 LOB: 0 BB: 0 P: 24	R: 0 E: 0 K: 0 S: 4	H: 0 LOB: 0 BB: 0 P: 8	R: 0 E: 0 K: 0 S: 16	H: 0 LOB: 0 BB: 0 P: 21	1B: 7 2B: 2 3B: 0 HR: 2	SF: 0 SAC: 0 DP: 0 HBP: 0	WP: 0 PB: 0 SB: 3 CS: 0	PA: 37	
PITCHER	IP WLS BF H R ER SO BB IBB HBP BLK WP HR S P ERA WHIP	IP WLS BF H R ER SO BB IBB HBP BLK WP HR S P ERA WHIP	IP WLS BF H R ER SO BB IBB HBP BLK WP HR S P ERA WHIP	IP WLS BF H R ER SO BB IBB HBP BLK WP HR S P ERA WHIP	IP WLS BF H R ER SO BB IBB HBP BLK WP HR S P ERA WHIP	IP WLS BF H R ER SO BB IBB HBP BLK WP HR S P ERA WHIP	IP WLS BF H R ER SO BB IBB HBP BLK WP HR S P ERA WHIP	IP WLS BF H R ER SO BB IBB HBP BLK WP HR S P ERA WHIP	IP WLS BF H R ER SO BB IBB HBP BLK WP HR S P ERA WHIP	IP WLS BF H R ER SO BB IBB HBP BLK WP HR S P ERA WHIP	IP WLS BF H R ER SO BB IBB HBP BLK WP HR S P ERA WHIP	IP WLS BF H R ER SO BB IBB HBP BLK WP HR S P ERA WHIP	IP WLS BF H R ER SO BB IBB HBP BLK WP HR S P ERA WHIP	IP WLS BF H R ER SO BB IBB HBP BLK WP HR S P ERA WHIP	IP WLS BF H R ER SO BB IBB HBP BLK WP HR S P ERA WHIP	IP WLS BF H R ER SO BB IBB HBP BLK WP HR S P ERA WHIP	IP WLS BF H R ER SO BB IBB HBP BLK WP HR S P ERA WHIP	IP WLS BF H R ER SO BB IBB HBP BLK WP HR S P ERA WHIP	IP WLS BF H R ER SO BB IBB HBP BLK WP HR S P ERA WHIP	IP WLS BF H R ER SO BB IBB HBP BLK WP HR S P ERA WHIP	IP WLS BF H R ER SO BB IBB HBP BLK WP HR S P ERA WHIP

Seattle Mariners @ Anaheim Angels
Angel Stadium of Anaheim, Anaheim, CA
Tue Apr 13 2004, 7:05 PM PDT
Att: 43,443 - Sunny - 66 F

AB	34
R	7
H	11
RBI	7
BB	3
SO	4
LOB	11



Batter	1	2	3	4	5	6	7	8	9	AB	R	H	RBI	BB	SO	LOB	TOP								
51 Ichiro Suzuki, L (1, 9) OBP: 0.395, SLG: 0.405	G4-3		K				K			5	1	2	0	0	2	0	Seattle Mariners @ Anaheim Angels Angel Stadium of Anaheim, Anaheim, CA Wed Apr 14 2004, 7:05 PM PDT Att: 42,888 - Sunny - 67 F								
John Olerud, L (1, 3) OBP: 0.345, SLG: 0.385	K		K						P6	4	0	1	1	1	2	3									
Edgar Martinez, R (1, 10) OBP: 0.378, SLG: 0.485									P5	5	1	2	0	0	0	5									
Bret Boone, R (1, 4) OBP: 0.256, SLG: 0.564	L4								F9	5	1	1	2	0	0	6									
Raul Ibanez, L (1, 7) OBP: 0.333, SLG: 0.360										3	0	0	0	1	1	0									
Rich Aurilia, R (1, 6) OBP: 0.313, SLG: 0.469										4	0	2	0	0	1	1									
Randy Winn, S (1, 8) OBP: 0.342, SLG: 0.412										2	1	1	0	2	0	1									
Dave Hansen, L (1, 5) OBP: 0.600, SLG: 0.375 16 Willie Bloomquist, R (9, PR) OBP: 0.333, SLG: 0.400										4	0	2	1	0	0	3									
Ben Davis, S (1, 2) Dan Wilson, R (9, PH) OBP: 0.391, SLG: 0.400										0	1	0	0	0	0	0									
Inning Stats	R: 0 E: 0 K: 1 S: 10	H: 1 LOB: 1 BB: 0 P: 16	R: 0 E: 0 K: 0 S: 10	H: 0 LOB: 1 BB: 2 P: 18	R: 0 E: 0 K: 2 S: 10	H: 0 LOB: 0 BB: 0 P: 15	R: 2 E: 0 K: 0 S: 12	H: 3 LOB: 1 BB: 1 P: 21	R: 1 E: 0 K: 1 S: 12	H: 2 LOB: 1 BB: 0 P: 17	R: 1 E: 0 K: 1 S: 12	H: 2 LOB: 1 BB: 0 P: 17	R: 0 E: 0 K: 1 S: 9	H: 0 LOB: 1 BB: 1 P: 16	R: 0 E: 0 K: 1 S: 7	H: 1 LOB: 0 BB: 0 P: 14		R: 1 E: 0 K: 0 S: 16	H: 3 LOB: 3 BB: 0 P: 25	1B: 7 2B: 5 3B: 0 HR: 1	SF: 0 SAC: 0 DP: 2 HBP: 0	WP: 0 PB: 0 SB: 1 CS: 1	PA: 40		
PITCHER	IP	WLS	BF	H	R	ER	SO	BB	IBB	HBP	BLK	WP	HR	S	P	ERA	WHIP								
Ramon Ortiz, R (1, 1) ERA: 11.38	5.2		26	8	4	4	4	3	0	0	0	0	1	64	102	6.35	1.941								
62 Scot Shields, R (6, 1) ERA: 9.0	1.1	H	5	0	0	0	1	1	0	0	0	0	0	11	18	0.00	0.750								
Francisco Rodriguez, R (8, 1) ERA: 3.0	1.0	H	3	1	0	0	1	0	0	0	0	0	0	7	14	0.00	1.000								
Troy Percival, R (9, 1) ERA: 3.0	1.0	W	6	3	1	1	0	0	0	0	0	0	0	16	25	9.00	3.000								

Batter	1	2	3	4	5	6	7	8	9	AB	R	H	RBI	BB	SO	LOB	BOTTOM								
David Eckstein, R (1, 6) OBP: 0.289, SLG: 0.295	F8									5	0	1	0	0	0	3	Seattle Mariners @ Anaheim Angels Angel Stadium of Anaheim, Anaheim, CA Wed Apr 14 2004, 7:05 PM PDT Att: 42,888 - Sunny - 67 F								
Darin Erstad, L (1, 3) OBP: 0.273, SLG: 0.286	L9									5	0	0	0	0	1	3									
27 Vladimir Guerrero, R (1, 10) OBP: 0.462, SLG: 0.722 9 Chone Figgins, S (9, PR)	P5									4	1	2	0	1	0	1									
16 Garret Anderson, L (1, 8) OBP: 0.390, SLG: 0.575										5	1	3	0	0	2	2									
Jose Guillen, R (1, 7) OBP: 0.375, SLG: 0.343										3	1	1	0	1	1	3									
Tim Lincecum, R (1, 9) OBP: 0.308, SLG: 0.412 Jeff DaVanon, S (8, 9)										4	2	3	3	0	0	3									
Adam Kennedy, L (1, 4) OBP: 0.316, SLG: 0.400										4	0	0	1	0	0	6									
Shane Halter, R (1, 5) OBP: 0.462, SLG: 0.583										4	0	2	1	0	1	0									
José Molina, R (1, 2) OBP: 0.346, SLG: 0.600										3	0	2	0	0	0	1									
Inning Stats	R: 0 E: 0 K: 0 S: 12	H: 0 LOB: 0 BB: 0 P: 18	R: 2 E: 0 K: 1 S: 13	H: 3 LOB: 1 BB: 0 P: 17	R: 0 E: 0 K: 1 S: 8	H: 1 LOB: 1 BB: 0 P: 13	R: 2 E: 0 K: 0 S: 12	H: 3 LOB: 1 BB: 0 P: 19	R: 1 E: 0 K: 1 S: 10	H: 3 LOB: 2 BB: 0 P: 13	R: 0 E: 0 K: 1 S: 4	H: 2 LOB: 2 BB: 1 P: 10	R: 0 E: 0 K: 0 S: 7	H: 1 LOB: 1 BB: 0 P: 11	R: 1 E: 0 K: 1 S: 12	H: 0 LOB: 1 BB: 1 P: 24		1B: 9 2B: 5 3B: 0 HR: 1	SF: 1 SAC: 1 DP: 1 HBP: 1	WP: 0 PB: 0 SB: 3 CS: 0	PA: 42				
PITCHER	IP	WLS	BF	H	R	ER	SO	BB	IBB	HBP	BLK	WP	HR	S	P	ERA	WHIP								
Freddy Garcia, R (1, 1) ERA: 3.45	6.0		31	13	5	5	4	0	0	0	0	0	1	67	97	7.50	2.167								
Shigetoshi Hasegawa, R (7, 1) ERA: 7.5	2.0	L	8	1	1	1	0	2	0	0	0	0	0	10	24	4.50	1.500								
Mike Myers, L (9, 1) ERA: 4.5	0.1		1	0	0	0	1	0	0	0	0	0	0	3	6	0.00	0.000								
40 Julio Mateo, R (9, 1) ERA: 2.45	0.1		2	0	0	0	0	0	0	1	0	0	0	8	13	0.00	0.000								

Batter	1	2	3	4	5	6	7	8	9	AB	R	H	RBI	BB	SO	LOB	TOP					
21 Mark Kotsay, L (1, 8) OBP: 0.390, SLG: 0.351	F7		P6		F7		F9			4	0	0	0	0	0	4	Oakland Athletics @ Anaheim Angels Angel Stadium of Anaheim, Anaheim, CA Fri Apr 16 2004, 7:05 PM PDT Att: 43,657 - Cloudy - 62 F					
Eric Byrnes, R (1, 7) OBP: 0.529, SLG: 0.813			P4			HR	K			4	1	2	1	0	1	2						
3 Eric Chavez, L (1, 5) OBP: 0.349, SLG: 0.395	K		F8			G4-3		F8		4	0	0	0	0	1	2						
Jemaine Dye, R (1, 9) OBP: 0.372, SLG: 0.850	G5-3			G6-3		HR		F7		4	1	1	1	0	0	1						
Scott Hatteberg, L (1, 3) OBP: 0.357, SLG: 0.261		G4-6-3 BB		G1-5-3		F8		K		3	0	0	0	1	1	0						
Erubiel Durazo, L (1, 10) OBP: 0.406, SLG: 0.333		G4-6-3 1-2f		K		FC6-4 1B		G4-3		4	0	1	0	0	1	1						
7 Bobby Crosby, R (1, 6) OBP: 0.325, SLG: 0.314		G5-3			1B	FC6-4 1B		K		4	0	1	0	0	1	1						
17 Adam Melhuse, S (1, 2) OBP: 0.182, SLG: 0.455			HR		1B		L4		K	4	1	2	1	0	1	0						
Marco Scutaro, R (1, 4) OBP: 0.361, SLG: 0.471			1B		K		1B			3	0	2	0	0	1	2						
Inning Stats	R: 0 E: 0 K: 1 S: 12	H: 1 LOB: 1 BB: 0 P: 16	R: 0 E: 0 K: 0 S: 6	H: 0 LOB: 0 BB: 1 P: 11	R: 1 E: 0 K: 0 S: 11	H: 2 LOB: 1 BB: 0 P: 18	R: 0 E: 0 K: 1 S: 9	H: 0 LOB: 0 BB: 0 P: 10	R: 0 E: 0 K: 1 S: 14	H: 2 LOB: 1 BB: 0 P: 23	R: 2 E: 0 K: 0 S: 11	H: 3 LOB: 1 BB: 0 P: 13	R: 0 E: 0 K: 1 S: 8	H: 1 LOB: 1 BB: 0 P: 8	R: 0 E: 0 K: 2 S: 8	H: 0 LOB: 0 BB: 0 P: 13	R: 0 E: 0 K: 2 S: 9	H: 0 LOB: 0 BB: 0 P: 11	1B: 5 2B: 1 3B: 0 HR: 3	SF: 0 SAC: 0 DP: 1 HBP: 0	WP: 0 PB: 0 SB: 0 CS: 1	PA: 35
PITCHER	IP	WLS	BF	H	R	ER	SO	BB	IBB	HBP	BLK	WP	HR	S	P	ERA	WHIP					
40 Bartolo Colon, R (1, 1) ERA: 1.64	8.0	L	32	9	3	3	5	1	0	0	0	0	3	79	112	3.38	1.250					
62 Scot Shields, R (9, 1) ERA: 8.0	1.0		3	0	0	0	2	0	0	0	0	0	0	9	11	0.00	0.000					

AB	34
R	3
H	9
RBI	3
BB	1
SO	7
LOB	13



Batter	1	2	3	4	5	6	7	8	9	AB	R	H	RBI	BB	SO	LOB	BOTTOM					
David Eckstein, R (1, 6) OBP: 0.306, SLG: 0.313	F9			P6		27 WP 1B				4	0	2	0	0	0	0	Oakland Athletics @ Anaheim Angels Angel Stadium of Anaheim, Anaheim, CA Fri Apr 16 2004, 7:05 PM PDT Att: 43,657 - Cloudy - 62 F					
Darin Erstad, L (1, 3) OBP: 0.289, SLG: 0.300	L9			1B		F7		K		4	0	1	0	0	1	4						
27 Vladimir Guerrero, R (1, 9) OBP: 0.380, SLG: 0.591	L4			K		L5		K		4	0	0	0	0	2	5						
16 Garret Anderson, L (1, 8) OBP: 0.354, SLG: 0.532		F7		K			G6-3		P2	4	0	0	0	0	1	1						
Troy Glaus, R (1, 5) OBP: 0.400, SLG: 0.741		K			K		K		F9	4	0	0	0	0	3	0						
Jose Guillen, R (1, 7) OBP: 0.340, SLG: 0.333		G3			2B		K		K	4	0	1	0	0	2	0						
Tim Salmon, R (1, 10) OBP: 0.289, SLG: 0.375			P2		K			FC1-6 1B		3	0	1	0	0	1	1						
Adam Kennedy, L (1, 4) OBP: 0.295, SLG: 0.439			G3-1		G4-3			FC1-6 1B		3	0	0	0	0	0	2						
José Molina, R (1, 2) OBP: 0.321, SLG: 0.556 Jeff DaVanon, S (8, PH) OBP: 0.600, SLG: 0.500 Josh Paul, R (9, 2)			G5-3			G6-3		1B		2	0	0	0	0	0	0						
								1B		1	0	1	0	0	0	0						
								1B		0	0	0	0	0	0	0						
Inning Stats	R: 0 E: 0 K: 0 S: 8	H: 0 LOB: 0 BB: 0 P: 15	R: 0 E: 0 K: 1 S: 6	H: 0 LOB: 0 BB: 0 P: 11	R: 0 E: 0 K: 0 S: 5	H: 0 LOB: 0 BB: 0 P: 8	R: 0 E: 0 K: 2 S: 9	H: 1 LOB: 1 BB: 0 P: 16	R: 0 E: 0 K: 2 S: 10	H: 1 LOB: 1 BB: 0 P: 14	R: 0 E: 0 K: 0 S: 11	H: 1 LOB: 1 BB: 0 P: 17	R: 0 E: 0 K: 2 S: 8	H: 0 LOB: 0 BB: 0 P: 10	R: 0 E: 0 K: 2 S: 12	H: 3 LOB: 3 BB: 0 P: 22	R: 0 E: 0 K: 1 S: 7	H: 0 LOB: 0 BB: 0 P: 9	1B: 5 2B: 1 3B: 0 HR: 0	SF: 0 SAC: 0 DP: 0 HBP: 0	WP: 1 PB: 0 SB: 0 CS: 0	PA: 33
PITCHER	IP	WLS	BF	H	R	ER	SO	BB	IBB	HBP	BLK	WP	HR	S	P	ERA	WHIP					
Tim Hudson, R (1, 1) ERA: 1.27	7.1	W	28	6	0	0	7	0	0	0	0	0	0	3	3	0.00	0.818					
Ricardo Rincon, L (8, 1) ERA: 7.71	0.1	H	1	0	0	0	1	0	0	0	0	0	0	3	3	0.00	0.000					
Jim Mecir, R (8, 1) ERA:	0.1	H	1	0	0	0	1	0	0	0	0	0	0	3	6	0.00	0.000					
Arthur Rhodes, L (9, 1) ERA: 3.0	1.0	S	3	0	0	0	1	0	0	0	0	0	0	7	9	0.00	0.000					



Batter	1	2	3	4	5	6	7	8	9	AB	R	H	RBI	BB	SO	LOB	TOP										
21 Mark Kotsay, L (1, 8) OBP: 0.348, SLG: 0.310	0-0 F7	1-1 F7				3-3 K	3-3 K		0-0 G4-3	5	0	0	0	0	2	4											
23 Bobby Kielty, S (1, 7) OBP: 0.357, SLG: 0.432	3-2 BB	1-2 G6-3				BB 1B	FC3-6		4-1 BB	2	0	1	0	3	0	2											
3 Eric Chavez, L (1, 5) OBP: 0.333, SLG: 0.357	1-3 K		1-2 F9			1-1 F8	FC3-6		4-2 BB	4	0	0	0	1	1	4											
Jemaine Dye, R (1, 9) OBP: 0.375, SLG: 0.795	4-2 BB		1-2 G6-3			1-1 BB			1-1 P5	4	0	1	1	1	1	3											
Eric Karros, R (1, 3) OBP: 0.261, SLG: 0.105	2-0 L7		3-2 P4			4-1 BB			1-2 G5-3	4	0	0	0	1	1	5											
Erubiel Durazo, L (1, 10) OBP: 0.389, SLG: 0.300		2-2 1B				2-3 K			1-3 K	3	1	0	0	0	3	3											
7 Bobby Crosby, R (1, 6) OBP: 0.295, SLG: 0.282		1-2 K				3-2 F7			0-3 G6-3	4	0	0	0	0	2	1											
Damian Miller, R (1, 2) OBP: 0.355, SLG: 0.429		1-1 1B				2-1 G4-3			0-3 K	4	0	2	0	0	1	0											
Marco Scutaro, R (1, 4) OBP: 0.385, SLG: 0.514		0-1 1B				3-2 1B			3-2 HR	3	1	2	1	0	0	1											
Billy McMillon, L (9, PH) OBP: 0.333, SLG: 0.833		1-3 2-H				2-0 1B			1-2 FC6-4	1	1	1	1	0	0	0											
Inning Stats	R: 0 E: 0 K: 1 S: 12	H: 1 W: 24 LOB: 2 BB: 1 P: 22	R: 1 E: 0 K: 1 S: 15	H: 2 R: 2 ER: 2 SO: 0 LOB: 2 BB: 0 P: 21	R: 0 E: 0 K: 0 S: 11	H: 0 W: 63 LOB: 0 BB: 0 P: 16	R: 0 E: 0 K: 1 S: 9	H: 0 R: 1 ER: 0 SO: 13 LOB: 0 BB: 0 P: 16	R: 1 E: 0 K: 2 S: 16	H: 2 W: 29 LOB: 3 BB: 2 P: 32	R: 0 E: 0 K: 1 S: 10	H: 1 W: 16 LOB: 1 BB: 0 P: 18	R: 0 E: 0 K: 3 S: 9	H: 0 R: 0 ER: 0 SO: 11	R: 0 E: 0 K: 3 S: 10	H: 0 R: 1 ER: 0 SO: 28	1B: 5 2B: 1 3B: 0 HR: 1	SF: 0 SAC: 0 DP: 0 HBP: 1	WP: 0 PB: 0 SB: 0 CS: 0	PA: 41							
PITCHER	IP	WLS	BF	H	R	ER	SO	BB	IBB	HBP	BLK	WP	HR	S	P	ERA	WHIP										
Jarod Washburn, L (1, 1) ERA: 6.89	5.0	W	24	5	2	2	5	3	0	1	0	0	0	63	107	3.60	1.600										
62 Scot Shields, R (6, 1) ERA: 6.75	1.2	H	7	1	0	0	2	1	0	0	0	0	0	16	29	0.00	1.200										
Francisco Rodriguez, R (7, 1) ERA: 4.5	1.1	H	4	0	0	0	4	0	0	0	0	0	0	13	16	0.00	0.000										
Troy Percival, R (9, 1) ERA: 4.5	1.0		6	1	1	1	0	2	0	0	0	0	1	15	28	9.00	3.000										

Oakland Athletics @ Anaheim Angels
Angel Stadium of Anaheim, Anaheim, CA
Sat Apr 17 2004, 7:05 PM PDT
Att: 43,487 - Cloudy - 59 F

AB 34
R 3
H 7
RBI 3
BB 6
SO 11
LOB 23





Batter	1	2	3	4	5	6	7	8	9	AB	R	H	RBI	BB	SO	LOB	BOTTOM										
David Eckstein, R (1, 6) OBP: 0.302, SLG: 0.327	1-1 G4-3	1-2 FC5-4				0-1 G5-3			2-1 G3	4	0	1	0	0	0	4											
Darin Erstad, L (1, 3) OBP: 0.288, SLG: 0.296	1-3 K2-3		0-1 27 S			1-0 G4-3			3-1 G3	4	1	1	0	0	1	1											
27 Vladimir Guerrero, R (1, 9) OBP: 0.370, SLG: 0.625	2-1 F8		3-2 1B			0-0 F7			2-3 K	4	1	1	2	0	1	1											
16 Garret Anderson, L (1, 8) OBP: 0.346, SLG: 0.500		0-0 E1	1-0 G6-3			2-3 K			4-2 HR	3	2	0	0	1	1	0											
Troy Glaus, R (1, 5) OBP: 0.412, SLG: 0.800		4-2 1B	0-3 K			2-3 K			0-1 HR	3	2	1	2	1	2	0											
Jose Guillen, R (1, 7) OBP: 0.353, SLG: 0.333		1-2 E	1-0 G4-3			1-2 HBP			1-3 K	3	0	1	0	0	1	0											
Tim Salmon, R (1, 10) OBP: 0.265, SLG: 0.341		2-1 F9				3-1 F9			0-2 L5	4	0	0	0	0	0	4											
Bengie Molina, R (1, 2) OBP: 0.364, SLG: 0.636		0-0 E5				2-1 L6			0-0 1B	4	0	2	0	0	0	2											
Adam Kennedy, L (1, 4) OBP: 0.292, SLG: 0.409		FC3-2				4-0 BB			1-2 G3-1	3	0	0	0	1	0	3											
Inning Stats	R: 0 E: 0 K: 1 S: 7	H: 0 W: 30 LOB: 0 BB: 0 P: 11	R: 2 E: 2 K: 0 S: 15	H: 1 R: 4 ER: 2 SO: 0 LOB: 2 BB: 1 P: 23	R: 2 E: 0 K: 1 S: 10	H: 2 W: 1 LOB: 0 BB: 0 P: 15	R: 0 E: 0 K: 0 S: 5	H: 1 R: 1 ER: 0 SO: 61 LOB: 1 BB: 1 P: 10	R: 0 E: 0 K: 1 S: 5	H: 0 W: 104 LOB: 0 BB: 0 P: 8	R: 0 E: 0 K: 1 S: 9	H: 0 R: 0 ER: 0 SO: 17	R: 0 E: 0 K: 1 S: 10	H: 1 R: 0 ER: 0 SO: 20	R: 2 E: 0 K: 1 S: 18	H: 2 W: 1 LOB: 1 BB: 1 P: 24	1B: 4 2B: 1 3B: 0 HR: 2	SF: 0 SAC: 0 DP: 1 HBP: 1	WP: 0 PB: 0 SB: 1 CS: 0	PA: 36							
PITCHER	IP	WLS	BF	H	R	ER	SO	BB	IBB	HBP	BLK	WP	HR	S	P	ERA	WHIP										
Mark Mulder, L (1, 1) ERA: 2.14	7.0	L	30	5	4	2	5	2	0	1	0	0	0	61	104	2.57	1.000										
Chad Bradford, R (8, 1) ERA: 12.46	1.0		6	2	2	2	1	1	0	0	0	0	1	18	24	18.00	3.000										

Oakland Athletics @ Anaheim Angels
Angel Stadium of Anaheim, Anaheim, CA
Sat Apr 17 2004, 7:05 PM PDT
Att: 43,487 - Cloudy - 59 F

AB 32
R 6
H 7
RBI 4
BB 3
SO 6
LOB 15




Batter	1	2	3	4	5	6	7	8	9	AB	R	H	RBI	BB	SO	LOB	TOP					
21 Mark Kotsay, L (1, 8) OBP: 0.314, SLG: 0.283	F8		K		SF9	G3		G3		4	0	0	1	0	1	2	Oakland Athletics @ Anaheim Angels Angel Stadium of Anaheim, Anaheim, CA Sun Apr 18 2004, 5:05 PM PDT Att: 43,411 - Cloudy - 67° F AB 38 R 7 H 13 RBI 7 BB 4 SO 10 LOB 16 					
Eric Byrnes, R (1, 7) OBP: 0.500, SLG: 0.714	1B S 1B		K		P5		K	3 BB 1B		5	1	2	0	0	2	1						
3 Eric Chavez, L (1, 5) OBP: 0.340, SLG: 0.348	K		F7		G6-3		2B 23 1B	1B		4	1	1	0	1	1	2						
Jermaine Dye, R (1, 9) OBP: 0.377, SLG: 0.776	1B 1-3 1B				F9		K	23 1B 7 SF7 2B	K	5	1	2	0	0	2	2						
Scott Hatteberg, L (1, 3) OBP: 0.424, SLG: 0.308	1-3 1B						23 FC4-6 BB	7 SF7 23 1B 1B	F8	3	1	2	1	2	0	2						
23 Bobby Kielty, S (1, 10) OBP: 0.340, SLG: 0.405	K				F7		FC4-6 7 HR	FC5 1B	G3	5	1	1	1	0	1	4						
7 Bobby Crosby, R (1, 6) OBP: 0.286, SLG: 0.349			K		L8		1-2 3-H HR	SF7	K	4	1	1	3	0	2	1						
Damian Miller, R (1, 2) OBP: 0.389, SLG: 0.469			K				1B 21 SF9 2B	1B BB	G4-3	4	1	2	1	1	1	0						
Marco Scutaro, R (1, 4) OBP: 0.395, SLG: 0.512			F9				2-1 1B	2-2 1B	FC5	4	0	2	0	0	0	2						
Inning Stats	R: 1 E: 0 K: 2 S: 14	H: 3 LOB: 2 BB: 0 P: 24	R: 0 E: 0 K: 2 S: 9	H: 0 LOB: 0 BB: 0 P: 13	R: 0 E: 0 K: 2 S: 7	H: 0 LOB: 0 BB: 0 P: 12	R: 0 E: 0 K: 0 S: 8	H: 1 LOB: 1 BB: 0 P: 14	R: 1 E: 0 K: 0 S: 13	H: 2 LOB: 1 BB: 0 P: 20	R: 2 E: 0 K: 1 S: 23	H: 2 LOB: 2 BB: 2 P: 40	R: 3 E: 0 K: 1 S: 15	H: 4 LOB: 2 BB: 1 P: 26	R: 0 E: 0 K: 1 S: 12	H: 1 LOB: 2 BB: 1 P: 20	R: 0 E: 0 K: 1 S: 9	H: 0 LOB: 0 BB: 0 P: 11	1B: 10 2B: 2 3B: 0 HR: 1	SF: 2 SAC: 0 DP: 0 HBP: 0	WP: 0 PB: 0 SB: 1 CS: 0	PA: 44
PITCHER	IP WLS BF H R ER SO BB IBB HBP BLK WP HR S P ERA WHIP																					
45 Kelvim Escobar, R (1, 1) ERA: 4.58	5.2 L 25 7 4 4 7 1 0 0 0 0 0 1 67 110 6.35 1.412																					
Ben Weber, R (6, 1) ERA: 10.28	0.2 8 4 3 3 1 2 0 0 0 0 0 0 15 29 40.50 9.000																					
Kevin Gregg, R (7, 1) ERA:	2.2 11 2 0 0 2 1 0 0 0 0 0 0 28 41 0.00 1.125																					

Batter	1	2	3	4	5	6	7	8	9	AB	R	H	RBI	BB	SO	LOB	BOTTOM					
David Eckstein, R (1, 6) OBP: 0.333, SLG: 0.333	G5-3		G3 S 16 1B HBP		F8 S 1B			HBP		2	1	1	0	0	0	0	Oakland Athletics @ Anaheim Angels Angel Stadium of Anaheim, Anaheim, CA Sun Apr 18 2004, 5:05 PM PDT Att: 43,411 - Cloudy - 67° F AB 32 R 1 H 5 RBI 1 BB 1 SO 5 LOB 16 					
Darin Erstad, L (1, 3) OBP: 0.287, SLG: 0.281	16 S HBP		G3		F8		F9			3	0	0	0	0	0	3						
27 Vladimir Guerrero, R (1, 9) OBP: 0.345, SLG: 0.577	F8		L6		P4			P4		4	0	0	0	0	0	3						
16 Garret Anderson, L (1, 8) OBP: 0.375, SLG: 0.509			2B 1B		K			1B		3	0	2	1	1	1	1						
Troy Glaus, R (1, 5) OBP: 0.395, SLG: 0.765	G3		1-3 2B				K	L8		4	0	1	0	0	1	3						
Jose Guillen, R (1, 7) OBP: 0.345, SLG: 0.327			F8 G5-3 1B		F7		P3	K		4	0	1	0	0	1	3						
Tim Salmon, R (1, 10) OBP: 0.245, SLG: 0.313			G5-3		K		F8		F9	4	0	0	0	0	1	1						
Bengie Molina, R (1, 2) OBP: 0.267, SLG: 0.467			F8		L8			F8		4	0	0	0	0	0	1						
Shane Halter, R (1, 4) OBP: 0.300, SLG: 0.368			G6-3		K			F7		4	0	0	0	0	1	1						
Inning Stats	R: 0 E: 0 K: 0 S: 8	H: 0 LOB: 1 BB: 1 P: 14	R: 0 E: 0 K: 0 S: 12	H: 1 LOB: 0 BB: 0 P: 21	R: 1 E: 0 K: 0 S: 16	H: 2 LOB: 0 BB: 0 P: 26	R: 0 E: 0 K: 2 S: 7	H: 0 LOB: 0 BB: 0 P: 12	R: 0 E: 0 K: 1 S: 10	H: 1 LOB: 1 BB: 0 P: 19	R: 0 E: 0 K: 1 S: 7	H: 0 LOB: 1 BB: 0 P: 11	R: 0 E: 0 K: 0 S: 8	H: 0 LOB: 1 BB: 0 P: 12	R: 0 E: 0 K: 1 S: 10	H: 1 LOB: 0 BB: 0 P: 11	R: 0 E: 0 K: 0 S: 5	H: 0 LOB: 0 BB: 0 P: 7	1B: 4 2B: 1 3B: 0 HR: 0	SF: 0 SAC: 0 DP: 0 HBP: 3	WP: 0 PB: 0 SB: 3 CS: 0	PA: 36
PITCHER	IP WLS BF H R ER SO BB IBB HBP BLK WP HR S P ERA WHIP																					
Barry Zito, L (1, 1) ERA: 3.32	6.0 W 25 4 1 1 4 1 0 2 0 0 0 0 60 103 1.50 0.833																					
Chris Hammond, L (7, 1) ERA: 4.0	3.0 S 11 1 0 0 1 0 0 1 0 0 0 0 23 30 0.00 0.333																					

Batter	1	2	3	4	5	6	7	8	9	AB	R	H	RBI	BB	SO	LOB	TOP			
10 Michael Young, R OBP: 0.408, SLG: 0.565	F9	F7		K			BB SF7 1B		G4-6-3	5	1	2	0	0	1	2	Texas Rangers @ Anaheim Angels Angel Stadium of Anaheim, Anaheim, CA Tue Apr 20 2004, 7:05 PM PDT Att: 33,892 - Sunny - 69 F			
9 Hank Blalock, L OBP: 0.400, SLG: 0.576	F8		WP 1B	K			BB		G4-6-3	5	1	2	0	0	1					
Alfonso Soriano, R OBP: 0.406, SLG: 0.439	L5		CS 1B		F7		G4-6-3		G4-3	4	0	1	1	1	0	0				
Brad Fuller, L OBP: 0.360, SLG: 0.545		F7	HR				SF7			2	1	1	2	1	0	0				
David Dellucci, L OBP: 0.294, SLG: 0.313	K		1B		F7		G4-6-3			4	1	1	0	0	1	3				
Kevin Mench, R OBP: 0.283, SLG: 0.404	2B 15 1B		1B		K				G5-3	3	1	1	1	1	1	1				
Laynce Nix, L OBP: 0.368, SLG: 0.600	15 1B		K						G2-3	4	1	1	0	0	2	1				
15 Gerald Laird, R OBP: 0.436, SLG: 0.500	1B		G5-3				K2-3			3	0	1	2	1	1	1				
Adrián González, L OBP: 0.143, SLG: 0.143	1B			K			G4-3		F8	4	0	1	0	0	1	1				
Inning Stats	R: 0 E: 0 K: 0 S: 9	H: 0 LOB: 0 BB: 0 P: 11	R: 2 E: 0 K: 1 S: 14	H: 3 LOB: 2 BB: 1 P: 22	R: 3 E: 0 K: 1 S: 21	H: 5 LOB: 0 BB: 0 P: 35	R: 0 E: 0 K: 3 S: 10	H: 0 LOB: 0 BB: 0 P: 16	R: 0 E: 0 K: 1 S: 11	H: 0 LOB: 1 BB: 1 P: 17	R: 1 E: 0 K: 0 S: 11	H: 2 LOB: 1 BB: 1 P: 22	R: 0 E: 0 K: 0 S: 8	H: 0 LOB: 1 BB: 1 P: 16	R: 0 E: 0 K: 0 S: 4	H: 1 LOB: 0 BB: 0 P: 5	1B: 7 2B: 3 3B: 0 HR: 1	SF: 1 SAC: 0 DP: 2 HBP: 0	WP: 1 PB: 0 SB: 0 CS: 1	PA: 39
PITCHER	IP WLS BF H R ER SO BB IBB HBP BLK WP HR S P ERA WHIP																			
Ramon Ortiz, R ERA: 12.66	(1, 1) 2.1 L 13 6 4 4 1 1 0 0 0 0 1 1 31 47 15.43 3.000																			
Kevin Gregg, R ERA: 9.97	(3, 1) 2.2 11 2 1 1 5 1 0 0 0 0 0 0 34 54 3.38 1.125																			
Aaron Sele, R ERA: 6.48	(6, 1) 3.0 12 2 1 1 2 2 0 0 0 0 0 0 28 49 3.00 1.333																			
Ben Weber, R ERA: 9.0	(9, 1) 1.0 3 1 0 0 0 0 0 0 0 0 0 0 4 5 0.00 1.000																			

Batter	1	2	3	4	5	6	7	8	9	AB	R	H	RBI	BB	SO	LOB	BOTTOM			
David Eckstein, R OBP: 0.306, SLG: 0.305	G5-3	G5-3		K			G6-3		F9	5	0	0	0	0	1	3	Texas Rangers @ Anaheim Angels Angel Stadium of Anaheim, Anaheim, CA Tue Apr 20 2004, 7:05 PM PDT Att: 33,892 - Sunny - 69 F			
Darin Erstad, L OBP: 0.277, SLG: 0.323	2B		P6		27 F8		G5-3		K	5	1	2	0	0	1	2				
27 Vladimir Guerrero, R OBP: 0.333, SLG: 0.544	G6-3		1B		F8		K		G4-3	5	0	1	0	0	1	4				
16 Garret Anderson, L OBP: 0.400, SLG: 0.509	2B		1B		K		WP		BB	2	1	1	0	2	1	1				
Troy Glaus, R OBP: 0.405, SLG: 0.757	2B		1B		K		K		K	3	0	1	1	1	2	2				
Jose Guillen, R OBP: 0.339, SLG: 0.321	F9		1B		K		G6-3		K	4	0	1	1	0	1	3				
Bengie Molina, R OBP: 0.263, SLG: 0.579		G6-3	F8				HR		K	4	1	1	1	0	1	3				
Shane Halter, R OBP: 0.318, SLG: 0.381				P4			G4-3		1B	2	0	1	0	0	0	0				
Jeff DaVanon, S OBP: 0.571, SLG: 0.333		G4-3							BB	1	0	0	0	1	0	0				
Adam Kennedy, L OBP: 0.288, SLG: 0.396		G4-3		F8			K2-3		1B	4	0	1	0	0	1	1				
Inning Stats	R: 1 E: 0 K: 0 S: 12	H: 2 LOB: 2 BB: 1 P: 27	R: 0 E: 0 K: 0 S: 12	H: 1 LOB: 0 BB: 0 P: 19	R: 1 E: 0 K: 0 S: 14	H: 3 LOB: 1 BB: 1 P: 22	R: 0 E: 0 K: 1 S: 5	H: 0 LOB: 0 BB: 0 P: 8	R: 0 E: 0 K: 2 S: 11	H: 1 LOB: 1 BB: 0 P: 15	R: 1 E: 0 K: 1 S: 10	H: 1 LOB: 0 BB: 0 P: 14	R: 0 E: 0 K: 3 S: 14	H: 0 LOB: 1 BB: 1 P: 24	R: 0 E: 0 K: 1 S: 12	H: 1 LOB: 2 BB: 1 P: 21	1B: 5 2B: 3 3B: 0 HR: 1	SF: 0 SAC: 0 DP: 0 HBP: 0	WP: 1 PB: 0 SB: 0 CS: 0	PA: 39
PITCHER	IP WLS BF H R ER SO BB IBB HBP BLK WP HR S P ERA WHIP																			
Kenny Rogers, L ERA: 3.86	(1, 1) 5.0 W 23 7 2 2 3 2 0 0 0 0 0 1 19 26 4.50 0.500																			
Carlos Almanzar, R ERA: 2.16	(6, 1) 2.0 H 7 1 1 1 2 0 0 0 0 0 0 1 19 26 4.50 0.500																			
Jeff Nelson, R ERA: 3.18	(8, 1) 1.0 H 4 0 0 0 3 1 0 0 0 0 1 0 14 24 0.00 1.000																			
Francisco Cordero, R ERA: 3.6	(9, 1) 1.0 S 5 1 0 0 1 1 0 0 0 0 0 0 0 12 21 0.00 2.000																			

AB	34
R	6
H	11
RBI	6
BB	4
SO	8
LOB	10



AB	35
R	3
H	9
RBI	3
BB	4
SO	9
LOB	19



Batter	1	2	3	4	5	6	7	8	9	AB	R	H	RBI	BB	SO	LOB	TOP							
10 Michael Young, R OBP: 0.423, SLG: 0.591	4-0 9 1B BB		0-2 1B		0-0 1-H 2-H 3B		0-2 G5-3		0-0 G5-3	4	1	2	2	1	0	3								
9 Hank Blalock, L OBP: 0.406, SLG: 0.565	2-2 G6-4-3 1-H 1B		1-0 F8		4-0 IBB			3-3 K		3	0	1	1	1	1	1								
Alfonso Soriano, R OBP: 0.382, SLG: 0.410	0-1 F9			2-2 F8	2-3 K			0-3 K		4	0	0	0	0	2	3								
Brad Fullmer, L OBP: 0.352, SLG: 0.521	1-0 G6-4-3 1-2			3-2 1B			0-0 G4-3		2-3 K	4	0	1	0	0	1	1								
David Dellucci, L OBP: 0.289, SLG: 0.286		2-1 F7		3-2 G1-3			3-2 F7		4-2 15 1B BB	3	1	0	0	1	0	0								
Kevin Mench, R OBP: 0.286, SLG: 0.377		2-1 P3			3-2 F7		1-2 P2		0-0 P3	4	0	0	0	0	0	1								
Laynce Nix, L OBP: 0.357, SLG: 0.564		0-0 G4-3			0-1 1B 3B 1B			0-1 G1-3		4	1	1	0	0	1	1								
15 Gerald Laird, R OBP: 0.442, SLG: 0.500			2-1 G6-3		1-3 K		2-2 K		2-2 1B	4	0	2	0	0	1	1								
Adrián González, L OBP: 0.273, SLG: 0.273			2-1 F7		0-0 10 3B 1B		0-2 F9		1-1 1B	4	1	2	1	0	0	1								
Inning Stats	R: 1 E: 0 K: 0 S: 6	H: 1 LOB: 0 BB: 1 P: 13	R: 0 E: 0 K: 0 S: 5	H: 0 LOB: 0 BB: 0 P: 9	R: 0 E: 0 K: 0 S: 8	H: 1 LOB: 1 BB: 0 P: 13	R: 0 E: 0 K: 0 S: 12	H: 1 LOB: 0 BB: 0 P: 20	R: 2 E: 0 K: 2 S: 15	H: 3 LOB: 2 BB: 1 P: 25	R: 0 E: 0 K: 0 S: 10	H: 0 LOB: 0 BB: 0 P: 14	R: 0 E: 0 K: 0 S: 12	H: 1 LOB: 1 BB: 0 P: 14	R: 0 E: 0 K: 3 S: 11	H: 0 LOB: 0 BB: 0 P: 16	R: 1 E: 0 K: 1 S: 13	H: 2 LOB: 2 BB: 1 P: 19	1B: 8 2B: 0 3B: 1 HR: 0	SF: 0 SAC: 0 DP: 1 HBP: 0	WP: 0 PB: 0 SB: 1 CS: 0	PA: 37		
PITCHER	IP WLS BF H R ER SO BB IBB HBP BLK WP HR S P ERA WHIP	6.2 L 27 7 3 3 2 1 1 0 0 0 0 65 105 4.05 1.200	2.1 10 2 1 1 4 1 0 0 0 0 0 27 38 3.86 1.286																					

Texas Rangers @ Anaheim Angels
Angel Stadium of Anaheim, Anaheim, CA
Wed Apr 21 2004, 7:05 PM PDT
Att: 36,689 - Sunny - 66 F

AB	34
R	4
H	9
RBI	4
BB	3
SO	6
LOB	12



Batter	1	2	3	4	5	6	7	8	9	AB	R	H	RBI	BB	SO	LOB	BOTTOM						
David Eckstein, R OBP: 0.308, SLG: 0.306	0-1 CS 1B		2-0 SH5-4 1-2 2-3		3-2 G4-3			3-3 K		3	0	1	0	0	1	1							
Darin Erstad, L OBP: 0.281, SLG: 0.308	3-3 K		0-1 SF7			1-1 F7			1-3 K	3	0	0	1	0	2	1							
27 Vladimir Guerrero, R OBP: 0.329, SLG: 0.525	0-1 1B		3-H 1-3 K			1-2 F9			2-2 G4-3	4	0	1	0	0	1	1							
16 Garret Anderson, L OBP: 0.391, SLG: 0.508	2-0 G3			2-1 G6-3 2B		1-1 P6			1-1 F9	4	0	1	0	0	0	1							
Troy Glaus, R OBP: 0.378, SLG: 0.700		1-1 G4-3		1-3 K			3-3 K			3	0	0	0	0	2	1							
Jose Guillen, R OBP: 0.339, SLG: 0.321		0-1 CS 1B		1-1 G6-3			1-3 K			3	0	1	0	0	1	1							
Jeff DaVanon, S OBP: 0.400, SLG: 0.167		3-3 K		2-0 G6-3			0-0 G4-3			3	0	0	0	0	1	2							
Bengie Molina, R OBP: 0.364, SLG: 0.619			0-0 SH5-4 SF7 BB 1B			2-2 CS 1B		4-1 G6-3 BB		2	1	2	0	1	0	0							
Jose Molina, R OBP: 0.321, SLG: 0.556										0	0	0	0	0	0	0							
Adam Kennedy, L OBP: 0.291, SLG: 0.380			4-1 SH5-4 BB		3-3 K			0-0 G6-3		2	0	0	0	1	1	2							
Inning Stats	R: 0 E: 0 K: 1 S: 11	H: 2 LOB: 1 BB: 0 P: 16	R: 0 E: 0 K: 1 S: 8	H: 1 LOB: 1 BB: 0 P: 12	R: 1 E: 0 K: 1 S: 10	H: 1 LOB: 1 BB: 1 P: 17	R: 0 E: 0 K: 1 S: 10	H: 1 LOB: 0 BB: 0 P: 16	R: 0 E: 0 K: 0 S: 7	H: 0 LOB: 0 BB: 0 P: 10	R: 0 E: 0 K: 2 S: 7	H: 0 LOB: 0 BB: 0 P: 11	R: 0 E: 0 K: 1 S: 6	H: 0 LOB: 1 BB: 1 P: 13	R: 0 E: 0 K: 1 S: 8	H: 0 LOB: 0 BB: 0 P: 12	1B: 5 2B: 3 3B: 0 HR: 0	SF: 1 SAC: 1 DP: 3 HBP: 0	WP: 0 PB: 0 SB: 0 CS: 3	PA: 31			
PITCHER	IP WLS BF H R ER SO BB IBB HBP BLK WP HR S P ERA WHIP	7.0 W 25 0 0 0 1 1 0 0 0 0 6 13 0.00 1.000	1.0 H 3 0 0 0 1 0 0 0 0 0 6 12 0.00 0.000																				

Texas Rangers @ Anaheim Angels
Angel Stadium of Anaheim, Anaheim, CA
Wed Apr 21 2004, 7:05 PM PDT
Att: 36,689 - Sunny - 66 F

AB	27
R	1
H	6
RBI	1
BB	2
SO	9
LOB	10



Batter	1	2	3	4	5	6	7	8	9	AB	R	H	RBI	BB	SO	LOB	TOP				
10 Michael Young, R OBP: 0.421, SLG: 0.571	4-1 FC1-5 BB	0-0 F8		1-1 BB		1-3 K		0-0 F7		4	0	1	0	1	1	1					
9 Hank Blalock, L OBP: 0.392, SLG: 0.530	1-0 E1 FC1-5	2-1 F9		4-2 BB		1-0 G3		1-0 P2		4	0	0	0	1	0	2					
Alfonso Soriano, R OBP: 0.384, SLG: 0.490	0-0 FC1-5		1-1 F8	0-1 F9		2-1 BB		4-2 DI BB		4	0	1	0	1	0	4					
Brad Fuller, L OBP: 0.322, SLG: 0.472	1-1 F8		1-2 F7		1-0 G3		1-2 G3	2-1 F7		5	0	0	0	0	0	4					
David Dellucci, L OBP: 0.310, SLG: 0.462	2-3 K		3-2 HR		2-2 G1-3		2-1 HR			4	2	2	2	0	1	2					
Eric Young Sr., R OBP: 0.483, SLG: 0.480		4-2 HR BB	3-2 S 1B		0-0 G1-3		2-2 E8 G3 1B			3	2	2	0	1	0	0					
Layne Nix, L OBP: 0.348, SLG: 0.605	1-0 HR	2-0 HR	3-3 K		0-0 G3		1-0 G3			4	1	1	3	0	1	1					
Rod Barajas, R OBP: 0.158, SLG: 0.167	0-1 G5-3		1-3 K2-3		0-1 F8		0-2 G3			4	0	0	0	0	1	0					
Adrián González, L OBP: 0.267, SLG: 0.267	3-1 1B		1-3 K		0-1 G6-3		1-0 F8			4	0	1	0	0	1	0					
Inning Stats	R: 0 E: 1 K: 1 S: 8	H: 0 LOB: 2 BB: 1 P: 16	R: 2 E: 0 K: 0 S: 10	H: 2 LOB: 1 BB: 1 P: 21	R: 1 E: 0 K: 1 S: 19	H: 2 LOB: 1 BB: 0 P: 30	R: 0 E: 0 K: 2 S: 17	H: 1 LOB: 2 BB: 1 P: 24	R: 0 E: 0 K: 0 S: 6	H: 0 LOB: 0 BB: 0 P: 9	R: 0 E: 0 K: 1 S: 9	H: 1 LOB: 1 BB: 0 P: 14	R: 2 E: 1 K: 0 S: 10	H: 2 LOB: 0 BB: 0 P: 16	R: 0 E: 0 K: 0 S: 9	H: 0 LOB: 1 BB: 1 P: 16	1B: 5 2B: 0 3B: 0 HR: 3	SF: 0 SAC: 0 DP: 0 HBP: 0	WP: 0 PB: 0 SB: 1 CS: 0	PA: 40	
PITCHER	IP WLS BF H R ER SO BB IBB HBP BLK WP HR S P ERA WHIP	IP WLS BF H R ER SO BB IBB HBP BLK WP HR S P ERA WHIP	IP WLS BF H R ER SO BB IBB HBP BLK WP HR S P ERA WHIP	IP WLS BF H R ER SO BB IBB HBP BLK WP HR S P ERA WHIP	IP WLS BF H R ER SO BB IBB HBP BLK WP HR S P ERA WHIP	IP WLS BF H R ER SO BB IBB HBP BLK WP HR S P ERA WHIP	IP WLS BF H R ER SO BB IBB HBP BLK WP HR S P ERA WHIP	IP WLS BF H R ER SO BB IBB HBP BLK WP HR S P ERA WHIP	IP WLS BF H R ER SO BB IBB HBP BLK WP HR S P ERA WHIP	IP WLS BF H R ER SO BB IBB HBP BLK WP HR S P ERA WHIP	IP WLS BF H R ER SO BB IBB HBP BLK WP HR S P ERA WHIP	IP WLS BF H R ER SO BB IBB HBP BLK WP HR S P ERA WHIP	IP WLS BF H R ER SO BB IBB HBP BLK WP HR S P ERA WHIP	IP WLS BF H R ER SO BB IBB HBP BLK WP HR S P ERA WHIP	IP WLS BF H R ER SO BB IBB HBP BLK WP HR S P ERA WHIP	IP WLS BF H R ER SO BB IBB HBP BLK WP HR S P ERA WHIP	IP WLS BF H R ER SO BB IBB HBP BLK WP HR S P ERA WHIP	IP WLS BF H R ER SO BB IBB HBP BLK WP HR S P ERA WHIP	IP WLS BF H R ER SO BB IBB HBP BLK WP HR S P ERA WHIP	IP WLS BF H R ER SO BB IBB HBP BLK WP HR S P ERA WHIP	IP WLS BF H R ER SO BB IBB HBP BLK WP HR S P ERA WHIP

Texas Rangers @ Anaheim Angels
 Angel Stadium of Anaheim, Anaheim, CA
 Thu Apr 22 2004, 1:05 PM PDT
 Att: 30,725 - Cloudy - 72 F

AB 36
 R 5
 H 8
 RBI 5
 BB 4
 SO 5
 LOB 14



Batter	1	2	3	4	5	6	7	8	9	AB	R	H	RBI	BB	SO	LOB	BOTTOM				
David Eckstein, R OBP: 0.300, SLG: 0.288	4-2 FC4-6 HBP	3-1 E5 1B SF7		1-2 FC6-4 1-2f		0-1 F9		1-2 G6-3		4	1	0	1	0	0	5					
Darin Erstad, L OBP: 0.280, SLG: 0.304	2-2 FC4-6 G5-3 1B HR	2-1 3-H 1B		0-0 G6-3		2-1 P6				4	1	1	1	0	0	2					
Jeff DaVanon, S OBP: 0.429, SLG: 0.667	0-0 HR G5-3 1B	2-1 SF7		0-1 HR		2-3 K				3	2	2	2	0	1	0					
27 Vladimir Guerrero, R OBP: 0.324, SLG: 0.508	0-0 G5-3	1-0 G5-3		1-0 F7		1-1 FC6-4 1B				4	0	1	0	0	0	3					
Troy Glaus, R OBP: 0.388, SLG: 0.744	0-0 HR		2-0 CS G5-3 HBP		0-2 G5-3		1-1 FC6-4			3	1	1	3	0	0	1					
Jose Guillen, R OBP: 0.318, SLG: 0.300	1-0 F8		1-2 G5-3		0-0 F8			0-0 G6-3		4	0	0	0	0	0	1					
José Molina, R OBP: 0.313, SLG: 0.516		1-2 9 2B E 1B	2-3 K		1-1 G5-3			0-1 G1-3		4	1	1	0	0	1	1					
9 Chone Figgins, S OBP: 0.667, SLG: 1.000		1-2 S 1B 2B		4-1 FC6-4 BB		4-2 S BB		1-0 3B		2	1	2	0	2	0	0					
Adam Kennedy, L OBP: 0.288, SLG: 0.358	1-1 P6		1-1 F9		2-0 K			4-0 IBB		3	0	0	0	1	1	4					
Inning Stats	R: 3 E: 0 K: 0 S: 9	H: 2 LOB: 0 BB: 0 P: 16	R: 3 E: 1 K: 0 S: 17	H: 3 LOB: 1 BB: 0 P: 28	R: 0 E: 0 K: 1 S: 7	H: 0 LOB: 0 BB: 0 P: 12	R: 0 E: 0 K: 0 S: 6	H: 0 LOB: 1 BB: 1 P: 13	R: 1 E: 0 K: 0 S: 7	H: 1 LOB: 0 BB: 0 P: 8	R: 0 E: 0 K: 1 S: 11	H: 0 LOB: 1 BB: 1 P: 16	R: 0 E: 0 K: 1 S: 11	H: 1 LOB: 2 BB: 1 P: 16	R: 0 E: 0 K: 0 S: 8	H: 1 LOB: 2 BB: 1 P: 14	1B: 4 2B: 1 3B: 1 HR: 2	SF: 1 SAC: 0 DP: 0 HBP: 2	WP: 0 PB: 0 SB: 3 CS: 1	PA: 37	
PITCHER	IP WLS BF H R ER SO BB IBB HBP BLK WP HR S P ERA WHIP	IP WLS BF H R ER SO BB IBB HBP BLK WP HR S P ERA WHIP	IP WLS BF H R ER SO BB IBB HBP BLK WP HR S P ERA WHIP	IP WLS BF H R ER SO BB IBB HBP BLK WP HR S P ERA WHIP	IP WLS BF H R ER SO BB IBB HBP BLK WP HR S P ERA WHIP	IP WLS BF H R ER SO BB IBB HBP BLK WP HR S P ERA WHIP	IP WLS BF H R ER SO BB IBB HBP BLK WP HR S P ERA WHIP	IP WLS BF H R ER SO BB IBB HBP BLK WP HR S P ERA WHIP	IP WLS BF H R ER SO BB IBB HBP BLK WP HR S P ERA WHIP	IP WLS BF H R ER SO BB IBB HBP BLK WP HR S P ERA WHIP	IP WLS BF H R ER SO BB IBB HBP BLK WP HR S P ERA WHIP	IP WLS BF H R ER SO BB IBB HBP BLK WP HR S P ERA WHIP	IP WLS BF H R ER SO BB IBB HBP BLK WP HR S P ERA WHIP	IP WLS BF H R ER SO BB IBB HBP BLK WP HR S P ERA WHIP	IP WLS BF H R ER SO BB IBB HBP BLK WP HR S P ERA WHIP	IP WLS BF H R ER SO BB IBB HBP BLK WP HR S P ERA WHIP	IP WLS BF H R ER SO BB IBB HBP BLK WP HR S P ERA WHIP	IP WLS BF H R ER SO BB IBB HBP BLK WP HR S P ERA WHIP	IP WLS BF H R ER SO BB IBB HBP BLK WP HR S P ERA WHIP	IP WLS BF H R ER SO BB IBB HBP BLK WP HR S P ERA WHIP	IP WLS BF H R ER SO BB IBB HBP BLK WP HR S P ERA WHIP

Texas Rangers @ Anaheim Angels
 Angel Stadium of Anaheim, Anaheim, CA
 Thu Apr 22 2004, 1:05 PM PDT
 Att: 30,725 - Cloudy - 72 F

AB 31
 R 7
 H 8
 RBI 7
 BB 3
 SO 3
 LOB 17



Batter	1	2	3	4	5	6	7	8	9	AB	R	H	RBI	BB	SO	LOB	TOP					
David Eckstein, R OBP: 0.307, SLG: 0.286	1-1 L8	4-1 2B BB		2-1 F7	2-1 1B			0-1 F9		4	1	1	0	1	0	0						
Darin Erstad, L OBP: 0.282, SLG: 0.338	1-3 K	3-1 27 2B		1-2 27 1B HR	1-0 1B			2-2 F7		5	2	3	3	0	1	0						
27 Vladimir Guerrero, R Jeff DaVanon, S OBP: 0.347, SLG: 0.551 OBP: 0.400, SLG: 0.600	1-0 HR	2-2 1B 2B		0-0 HR	1-2 HR				0-2 G4-3	4	3	3	1	0	0	0						
Troy Glaus, R OBP: 0.407, SLG: 0.787	2-1 HR	0-0 1B		0-0 F9	1-2 F8				4-2 E 1B BB	4	2	2	3	1	0	2						
Jose Guillen, R OBP: 0.338, SLG: 0.359	1-1 HBP	2-2 1B		0-0 HR	0-2 F8				1-2 E5 1B	4	2	2	3	0	0	1						
Bengie Molina, R OBP: 0.333, SLG: 0.538	2-2 K	0-0 F7		0-0 G5-3					1-0 G5-4-3 1B	5	0	1	2	0	1	3						
Shane Halter, R OBP: 0.296, SLG: 0.385		0-0 SH3 2B		0-0 P3	0-0 L8				0-1 G5-4-3 1B	5	0	1	0	0	0	1						
9 Chone Figgins, S OBP: 0.500, SLG: 0.667		0-0 SH3		2-3 K	2-3 K					3	0	0	0	0	2	0						
Adam Kennedy, L OBP: 0.286, SLG: 0.351		2-2 FC1-2-5 2B		0-1 G3	0-0 1B 1B				3-2 G4-3	4	2	1	0	0	0	1						
Inning Stats	R: 2 E: 0 K: 2 S: 14	H: 2 LOB: 1 BB: 0 P: 22	R: 4 E: 0 K: 0 S: 16	H: 5 LOB: 2 BB: 1 P: 29	R: 0 E: 0 K: 1 S: 6	H: 0 LOB: 0 BB: 0 P: 8	R: 3 E: 0 K: 0 S: 9	H: 3 LOB: 0 BB: 0 P: 12	R: 1 E: 0 K: 1 S: 9	H: 3 LOB: 2 BB: 0 P: 14	R: 0 E: 0 K: 0 S: 8	H: 0 LOB: 0 BB: 0 P: 9	R: 0 E: 0 K: 0 S: 5	H: 0 LOB: 0 BB: 0 P: 8	R: 0 E: 0 K: 0 S: 11	H: 0 LOB: 0 BB: 0 P: 16	R: 2 E: 1 K: 0 S: 12	H: 1 LOB: 0 BB: 1 P: 18	1B: 8 2B: 4 3B: 0 HR: 2	SF: 0 SAC: 1 DP: 1 HBP: 1	WP: 0 PB: 0 SB: 0 CS: 0	PA: 43
PITCHER	IP WLS BF H R ER SO BB IBB HBP BLK WP HR S P ERA WHIP																					
Barry Zito, L ERA: 6.28	(1, 1) 4.0 L 24 10 9 9 3 1 0 1 0 0 2 45 71 20.25 2.750																					
58 Justin Duchschere, R ERA: 1.93	(5, 1) 5.0 19 4 3 1 1 1 0 0 0 0 0 45 65 1.80 1.000																					

Anaheim Angels @ Oakland Athletics
Network Associates Coliseum, Oakland, CA
Fri Apr 23 2004, 10:05 PM EDT
Att: 23,507 - Sunny - 71 F

AB 39
R 12
H 14
RBI 12
BB 2
SO 4
LOB 8





Batter	1	2	3	4	5	6	7	8	9	AB	R	H	RBI	BB	SO	LOB	BOTTOM					
21 Mark Kotsay, L OBP: 0.315, SLG: 0.303	4-2 3 G1-6-3 BB									1	0	0	0	1	0	2						
Billy McMillon, L OBP: 0.250, SLG: 0.500										3	1	1	0	0	0	3						
Eric Byrnes, R OBP: 0.444, SLG: 0.610	1-1 L4									4	1	1	2	1	0	2						
3 Eric Chavez, L OBP: 0.410, SLG: 0.435	1-1 G1-6-3									2	0	1	0	1	0	1						
17 Adam Melhuse, S OBP: 0.286, SLG: 0.421	1-2 1B									1	0	0	0	0	1	0						
Jermaine Dye, R OBP: 0.372, SLG: 0.681										3	0	1	0	1	1	3						
Eric Karros, R OBP: 0.229, SLG: 0.167	2-2 F8									4	0	0	0	0	0	3						
Frank Menechino, R OBP: 0.333, SLG: 0.143	2-1 P3									4	0	0	0	0	0	1						
Erubiel Durazo, L OBP: 0.370, SLG: 0.256	0-3 K									4	0	0	0	0	2	2						
Damian Miller, R OBP: 0.360, SLG: 0.478										3	0	2	0	0	0	1						
Scott Hatteberg, L OBP: 0.391, SLG: 0.278										1	0	0	0	0	0	0						
Marcos Scutaro, R OBP: 0.379, SLG: 0.452										3	0	2	0	1	0	0						
Inning Stats	R: 0 E: 0 K: 0 S: 13	H: 0 LOB: 0 BB: 1 P: 19	R: 0 E: 0 K: 1 S: 11	H: 0 LOB: 1 BB: 1 P: 19	R: 0 E: 0 K: 0 S: 17	H: 1 LOB: 3 BB: 3 P: 35	R: 0 E: 1 K: 0 S: 5	H: 0 LOB: 1 BB: 0 P: 5	R: 2 E: 0 K: 1 S: 14	H: 4 LOB: 1 BB: 0 P: 22	R: 0 E: 0 K: 1 S: 11	H: 2 LOB: 2 BB: 0 P: 15	R: 0 E: 0 K: 2 S: 15	H: 0 LOB: 0 BB: 0 P: 21	R: 0 E: 0 K: 0 S: 6	H: 0 LOB: 0 BB: 0 P: 7	R: 0 E: 0 K: 0 S: 8	H: 1 LOB: 1 BB: 0 P: 14	1B: 7 2B: 1 3B: 0 HR: 1	SF: 0 SAC: 0 DP: 3 HBP: 0	WP: 0 PB: 0 SB: 0 CS: 0	PA: 38
PITCHER	IP WLS BF H R ER SO BB IBB HBP BLK WP HR S P ERA WHIP																					
Jarrod Washburn, L ERA: 6.1	(1, 1) 5.0 W 23 5 2 2 2 5 0 0 0 0 0 60 100 3.60 2.000																					
Kevin Gregg, R ERA: 0.63	(6, 1) 4.0 S 15 3 0 0 3 0 0 0 0 0 0 40 57 0.00 0.750																					

Anaheim Angels @ Oakland Athletics
Network Associates Coliseum, Oakland, CA
Fri Apr 23 2004, 10:05 PM EDT
Att: 23,507 - Sunny - 71 F

AB 33
R 2
H 8
RBI 2
BB 5
SO 4
LOB 18



Batter	1	2	3	4	5	6	7	8	9	AB	R	H	RBI	BB	SO	LOB	TOP					
David Eckstein, R OBP: 0.325, SLG: 0.307 (1, 6)	2-2 SH1-3 1B		0-1 G6-3 2B	0-0 1B		0-3 K 1B			1-2 S 1B	5	0	3	1	0	1	1	<p>Anaheim Angels @ Oakland Athletics Network Associates Coliseum, Oakland, CA</p> <p>Sat Apr 24 2004, 4:05 PM EDT Att: 25,739 - Sunny - 71 F</p> <p>livebaseballscores.com</p> <p>AB 38 R 6 H 13 RBI 5 BB 0 SO 4 LOB 13</p> 					
Darin Erstad, L OBP: 0.290, SLG: 0.333 (1, 3)	0-0 SH1-3 1B		0-2 27 HBP 2B	0-2 L7 1B			1-1 G4-3 1B		2-3 K 1B	4	1	1	0	0	1	4						
27 Vladimir Guerrero, R OBP: 0.350, SLG: 0.575 (1, 9)	1-2 G6-3 1B		4-1 2B HBP 1B		1-1 HR 1B		0-0 G4-3 1B		0-2 P4 1B	4	1	1	1	0	0	3						
Troy Glaus, R OBP: 0.390, SLG: 0.750 (1, 5)	0-2 P6 1B		1-0 2B 1B		1-2 F7 1B		2-2 P3 1B		1-1 F7 1B	5	0	1	1	0	0	3						
Jose Guillen, R OBP: 0.320, SLG: 0.338 (1, 7)		1-1 F8 1B		0-1 P3 1B		1-2 F8 1B			0-0 G4-3 1B	4	0	0	0	0	0	0						
Tim Salmon, R OBP: 0.228, SLG: 0.288 (1, 10)		0-1 F9 1B		2-2 F8 1B		0-1 F7 1B			1-3 K 1B	4	0	0	0	0	1	0						
Jose Molina, R OBP: 0.333, SLG: 0.514 (1, 2)		2-2 F8 1B		3-2 9 1B 1B					3-2 G6-3 1B	4	1	2	0	0	0	0						
9 Chone Figgins, S OBP: 0.500, SLG: 0.769 (1, 8)			2-3 K 1B	1-1 E5 1B		1-0 F7 1B			2-2 1B 3B	4	2	2	0	0	1	1						
Adam Kennedy, L OBP: 0.313, SLG: 0.410 (1, 4)			2-2 G6-3 3B	3-2 1B 1B		1-0 F8 1B			1-2 S 1B	4	1	3	2	0	0	1						
Inning Stats	R: 0 E: 0 K: 0 S: 11	H: 1 LOB: 1 BB: 0 P: 14	R: 0 E: 0 K: 0 S: 7	H: 0 LOB: 0 BB: 0 P: 10	R: 2 E: 0 K: 1 S: 13	H: 3 LOB: 2 BB: 0 P: 22	R: 2 E: 1 K: 0 S: 17	H: 4 LOB: 2 BB: 0 P: 26	R: 1 E: 0 K: 0 S: 10	H: 1 LOB: 0 BB: 0 P: 13	R: 0 E: 0 K: 1 S: 6	H: 1 LOB: 1 BB: 0 P: 8	R: 0 E: 0 K: 0 S: 6	H: 0 LOB: 0 BB: 0 P: 9	R: 0 E: 0 K: 1 S: 8	H: 0 LOB: 0 BB: 0 P: 12	R: 1 E: 0 K: 1 S: 19	H: 3 LOB: 2 2B: 1 3B: 2 HR: 1	1B: 9 2B: 1 3B: 2 HR: 1	SF: 0 SAC: 1 DP: 0 HBP: 1	WP: 0 PB: 0 SB: 2 CS: 0	PA: 40
PITCHER	IP WLS BF H R ER SO BB IBB HBP BLK WP HR S P ERA WHIP																					
Mark Redman, L ERA: 3.55 (1, 1)	5.1 L 26 10 5 4 1 0 0 0 0 0 0 1 60 88 6.75 1.875																					
Ricardo Rincon, L ERA: 3.38 (6, 1)	1.0 3 0 0 0 1 0 0 0 0 0 0 6 8 0.00 0.000																					
Chad Bradford, R ERA: 7.71 (7, 1)	1.2 5 0 0 0 1 0 0 0 0 0 0 12 18 0.00 0.000																					
Jim Mecir, R ERA: 3.18 (9, 1)	1.0 6 3 1 1 1 0 0 0 0 0 0 19 26 9.00 3.000																					

Batter	1	2	3	4	5	6	7	8	9	AB	R	H	RBI	BB	SO	LOB	BOTTOM					
Billy McMillon, L OBP: 0.250, SLG: 0.438 (1, 7)	0-1 G4-3 1B				1-2 F8 1B				0-1 3 1B 1B	4	0	1	0	0	0	1	<p>Anaheim Angels @ Oakland Athletics Network Associates Coliseum, Oakland, CA</p> <p>Sat Apr 24 2004, 4:05 PM EDT Att: 25,739 - Sunny - 71 F</p> <p>livebaseballscores.com</p> <p>AB 35 R 3 H 7 RBI 3 BB 1 SO 11 LOB 10</p> 					
Eric Byrnes, R OBP: 0.408, SLG: 0.556 (1, 8)	3-1 P5 1B		2-3 K 1B			0-3 K 1B			1-3 K 1B	4	0	0	0	0	3	1						
3 Eric Chavez, L OBP: 0.402, SLG: 0.424 (1, 5)	2-3 K 1B		1-0 P6 1B			0-1 F8 1B			2-2 S 1B	4	0	1	0	0	1	0						
Jermaine Dye, R OBP: 0.378, SLG: 0.684 (1, 9)		2-2 HR 2B	0-2 P4 1B			0-0 1B 1B			0-3 K 1B	4	1	2	0	0	1	2						
Scott Hatteberg, L OBP: 0.380, SLG: 0.350 (1, 3)		2-0 HR 2B		2-1 G3 1B		1-1 G4-3 1B			2-2 G6-3 1B	4	1	1	2	0	0	3						
Erubiel Durazo, L OBP: 0.382, SLG: 0.319 (1, 10)		2-2 HR 1B		2-3 K 1B					1-2 G6-3 1B	4	1	1	1	0	1	0						
Marcos Scutaro, R OBP: 0.357, SLG: 0.424 (1, 6)		3-3 K 1B		0-0 G6-3 1B					0-3 K 1B	4	0	0	0	0	3	0						
Damian Miller, R OBP: 0.370, SLG: 0.469 (1, 2)		2-1 E4 1B			2-0 F8 1B				4-2 BB 1B	3	0	1	0	1	0	0						
Frank Menechino, R OBP: 0.250, SLG: 0.100 Eric Karros, R OBP: 0.222, SLG: 0.161 (9, PH)		2-3 K 1B			2-3 K 1B				1-1 F9 1B	3	0	0	0	0	2	2						
1-2 K 1B										1	0	0	0	0	0	1						
Inning Stats	R: 0 E: 0 K: 1 S: 7	H: 0 LOB: 0 BB: 0 P: 12	R: 3 E: 1 K: 2 S: 19	H: 3 LOB: 1 BB: 0 P: 32	R: 0 E: 0 K: 1 S: 7	H: 0 LOB: 0 BB: 0 P: 10	R: 0 E: 0 K: 1 S: 8	H: 0 LOB: 0 BB: 0 P: 12	R: 0 E: 0 K: 1 S: 8	H: 0 LOB: 0 BB: 0 P: 13	R: 0 E: 0 K: 1 S: 9	H: 1 LOB: 1 BB: 0 P: 10	R: 0 E: 0 K: 1 S: 8	H: 1 LOB: 1 BB: 0 P: 10	R: 0 E: 0 K: 2 S: 15	H: 2 LOB: 2 BB: 0 P: 20	R: 0 E: 0 K: 1 S: 9	H: 0 LOB: 1 BB: 1 P: 15	1B: 4 2B: 1 3B: 0 HR: 2	SF: 0 SAC: 0 DP: 0 HBP: 0	WP: 1 PB: 0 SB: 1 CS: 0	PA: 36
PITCHER	IP WLS BF H R ER SO BB IBB HBP BLK WP HR S P ERA WHIP																					
45 Kelvin Escobar, R ERA: 4.78 (1, 1)	5.0 W 19 3 3 3 6 0 0 0 0 0 0 2 49 79 5.40 0.600																					
62 Scot Shields, R ERA: 5.4 (6, 1)	2.0 H 8 2 0 0 2 0 0 0 0 0 0 17 20 0.00 1.000																					
Francisco Rodriguez, R ERA: 3.0 (8, 1)	1.0 H 5 2 0 0 2 0 0 0 0 0 0 15 20 0.00 2.000																					
Troy Percival, R ERA: 3.0 (9, 1)	1.0 S 4 0 0 0 1 1 0 0 0 0 0 9 15 0.00 1.000																					

Batter	1	2	3	4	5	6	7	8	9	AB	R	H	RBI	BB	SO	LOB	TOP					
David Eckstein, R (1, 6) OBP: 0.306, SLG: 0.288	E4 9 1B G3 BLK		L6			G6-3	F7		FC1-6	5	1	0	0	0	0	2						
Darin Erstad, L (1, 3) OBP: 0.276, SLG: 0.325	G3					L9			F8	5	0	1	0	0	1	2						
9 Chone Figgins, S (1, 8) OBP: 0.429, SLG: 0.611	G6-3 2-3 1B		FC3-6			G1-3			F7	5	0	1	0	0	0	2						
Troy Glaus, R (1, 5) OBP: 0.381, SLG: 0.709	G6-3						K		F7	3	0	0	0	1	1							
Jeff DaVanon, S (1, 9) OBP: 0.368, SLG: 0.500	K		F8				K		K	4	1	1	0	0	2	3						
Jose Guillen, R (1, 7) OBP: 0.316, SLG: 0.333		G1-3				K			G6-3	4	1	1	0	0	1	0						
Tim Salmon, R (1, 10) OBP: 0.262, SLG: 0.352						E6 G6-3 BB				2	1	1	3	2	0	0						
Bengie Molina, R (1, 2) OBP: 0.290, SLG: 0.467		K				G6-3			FC6-4 BB	4	0	0	0	0	1	3						
Adam Kennedy, L (1, 4) OBP: 0.324, SLG: 0.415		P4				F8			FC1-6 1B	4	0	2	0	0	0	2						
Inning Stats	R: 1 E: 1 K: 1 S: 16	H: 1 LOB: 1 BB: 0 P: 23	R: 0 E: 0 K: 1 S: 7	H: 0 LOB: 1 BB: 1 P: 15	R: 0 E: 0 K: 0 S: 10	H: 1 LOB: 2 BB: 1 P: 20	R: 0 E: 1 K: 1 S: 10	H: 0 LOB: 1 BB: 0 P: 14	R: 0 E: 0 K: 0 S: 8	H: 0 LOB: 0 BB: 0 P: 9	R: 3 E: 0 K: 1 S: 18	H: 4 LOB: 1 BB: 0 P: 23	R: 0 E: 0 K: 1 S: 9	H: 0 LOB: 0 BB: 0 P: 13	R: 0 E: 0 K: 1 S: 9	H: 0 LOB: 1 BB: 1 P: 17	R: 0 E: 0 K: 0 S: 11	H: 1 LOB: 1 BB: 0 P: 18	1B: 6 2B: 0 3B: 0 HR: 1	SF: 0 SAC: 0 DP: 0 HBP: 0	WP: 0 PB: 0 SB: 2 CS: 0	PA: 39
PITCHER	IP	WLS	BF	H	R	ER	SO	BB	IBB	HBP	BLK	WP	HR	S	P	ERA	WHIP					
40 Rich Harden, R (1, 1) ERA: 5.4	5.2	L	27	6	4	3	4	2	0	0	1	0	1	66	100	4.76	1.412					
Ricardo Rincon, L (6, 1) ERA: 2.84	1.0		3	0	0	0	1	0	0	0	0	0	0	9	12	0.00	0.000					
Chad Bradford, R (7, 1) ERA: 7.36	0.1		1	0	0	0	0	0	0	0	0	0	0	3	5	0.00	0.000					
Jim Mecir, R (8, 1) ERA: 2.7	1.0		4	0	0	0	1	1	0	0	0	0	0	9	17	0.00	1.000					
Arthur Rhodes, L (9, 1) ERA: 2.0	1.0		4	1	0	0	0	0	0	0	0	0	0	11	18	0.00	1.000					

Anaheim Angels @ Oakland Athletics
Network Associates Coliseum, Oakland, CA
Sun Apr 25 2004, 4:05 PM EDT
Att: 33,567 - Sunny - 77 F

AB 36
R 4
H 7
RBI 3
BB 3
SO 6
LOB 15



Batter	1	2	3	4	5	6	7	8	9	AB	R	H	RBI	BB	SO	LOB	BOTTOM					
21 Mark Kotsay, L (1, 8) OBP: 0.325, SLG: 0.304	G3-6-3 BB		F8			1B 3 G6-3 BLK 1B			K	3	1	1	0	1	1	0						
Eric Byrnes, R (1, 7) OBP: 0.415, SLG: 0.542	G3-6-3 BB		K			G6-3 1B			K2-3	3	0	1	0	1	2	0						
3 Eric Chavez, L (1, 5) OBP: 0.384, SLG: 0.400	G3-6-3		G4-3			G6-3			F7	4	0	0	0	0	0	3						
Jermaine Dye, R (1, 9) OBP: 0.384, SLG: 0.667						P3			E5	2	1	0	0	1	0	0						
Eric Karros, R (1, 10) OBP: 0.231, SLG: 0.206						G4-3			K	3	0	1	1	0	1	2						
Billy McMillon, L (8, PH) OBP: 0.235, SLG: 0.412	K					1B 1-H 2B			K	1	0	0	0	0	1	1						
Scott Hatteberg, L (1, 3) OBP: 0.389, SLG: 0.386		G4-3				G4-3 PB 2B			K	4	1	2	0	0	1	1						
Marco Scutaro, R (1, 6) OBP: 0.338, SLG: 0.400						G4-3			K	4	0	0	0	0	3	3						
Damian Miller, R (1, 2) OBP: 0.362, SLG: 0.472						K			G4-3	4	0	1	0	0	2	2						
Frank Menechino, R (1, 4) OBP: 0.200, SLG: 0.077						G5-3			F8	3	0	0	0	0	1	3						
Erubiel Durazo, L (8, PH) OBP: 0.356, SLG: 0.313	K									1	0	0	0	0	0	0						
Inning Stats	R: 0 E: 0 K: 1 S: 10	H: 0 LOB: 3 BB: 0 P: 26	R: 0 E: 0 K: 2 S: 13	H: 1 LOB: 0 BB: 0 P: 18	R: 0 E: 0 K: 1 S: 15	H: 0 LOB: 0 BB: 0 P: 20	R: 1 E: 0 K: 2 S: 19	H: 2 LOB: 2 BB: 0 P: 30	R: 1 E: 0 K: 0 S: 10	H: 2 LOB: 0 BB: 0 P: 16	R: 1 E: 0 K: 1 S: 9	H: 1 LOB: 0 BB: 0 P: 15	R: 0 E: 0 K: 2 S: 10	H: 0 LOB: 0 BB: 0 P: 15	R: 0 E: 1 K: 2 S: 11	H: 0 LOB: 1 BB: 0 P: 17	R: 0 E: 0 K: 1 S: 7	H: 0 LOB: 0 BB: 0 P: 10	1B: 3 2B: 3 3B: 0 HR: 0	SF: 0 SAC: 0 DP: 2 HBP: 1	WP: 0 PB: 1 SB: 0 CS: 0	PA: 36
PITCHER	IP	WLS	BF	H	R	ER	SO	BB	IBB	HBP	BLK	WP	HR	S	P	ERA	WHIP					
Ramon Ortiz, R (1, 1) ERA: 9.77	5.0	W	22	5	2	2	6	3	0	1	1	0	1	11	10	3.60	1.600					
Ben Weber, R (6, 1) ERA: 7.36	1.0	H	4	1	1	0	1	0	0	0	0	0	0	9	15	0.00	1.000					
Francisco Rodriguez, R (7, 1) ERA:	2.0	H	7	0	0	0	4	0	0	0	0	0	0	21	32	0.00	0.000					
Troy Percival, R (8, 1) ERA: 2.57	1.0	S	3	0	0	0	1	0	0	0	0	0	0	7	10	0.00	0.000					

Anaheim Angels @ Oakland Athletics
Network Associates Coliseum, Oakland, CA
Sun Apr 25 2004, 4:05 PM EDT
Att: 33,567 - Sunny - 77 F

AB 32
R 3
H 6
RBI 1
BB 3
SO 12
LOB 15



Batter	1	2	3	4	5	6	7	8	9	AB	R	H	RBI	BB	SO	LOB	TOP					
9 Chone Figgins, S OBP: 0.400, SLG: 0.556										4	1	2	0	0	0	1	Anaheim Angels @ Detroit Tigers Comerica Park, Detroit, MI Wed Apr 28 2004, 7:05 PM EDT Att: 17,175 - Sunny - 69 F					
Darin Erstad, L OBP: 0.292, SLG: 0.341 Jeff DaVanon, S OBP: 0.400, SLG: 0.500										4	0	1	0	0	2	2						
27 Vladimir Guerrero, R OBP: 0.349, SLG: 0.549 Alfredo Amezaga, S										4	0	0	0	0	0	4						
Troy Glaus, R OBP: 0.389, SLG: 0.766										4	1	1	2	0	0	1						
Tim Salmon, R OBP: 0.290, SLG: 0.350										3	0	0	0	1	1	0						
Jose Guillen, R OBP: 0.318, SLG: 0.325										4	0	2	0	0	0	0						
Bengie Molina, R OBP: 0.275, SLG: 0.410										4	0	1	0	0	1	3						
Shane Halter, R OBP: 0.273, SLG: 0.344										3	0	0	0	0	0	2						
Adam Kennedy, L OBP: 0.338, SLG: 0.429										3	0	1	0	0	1	1						
Inning Stats	R: 2 E: 0 K: 0 S: 11	H: 3 LOB: 0 BB: 0 P: 14	R: 0 E: 0 K: 1 S: 7	H: 0 LOB: 0 BB: 0 P: 9	R: 0 E: 0 K: 0 S: 7	H: 0 LOB: 0 BB: 0 P: 10	R: 0 E: 0 K: 1 S: 6	H: 0 LOB: 0 BB: 0 P: 10	R: 0 E: 0 K: 1 S: 9	H: 1 LOB: 1 BB: 0 P: 14	R: 0 E: 0 K: 0 S: 5	H: 1 LOB: 1 BB: 1 P: 10	R: 0 E: 0 K: 1 S: 10	H: 1 LOB: 1 BB: 0 P: 12	R: 0 E: 0 K: 0 S: 6	H: 1 LOB: 1 BB: 0 P: 9	1B: 7 2B: 0 3B: 0 HR: 1	SF: 0 SAC: 0 DP: 2 HBP: 0	WP: 0 PB: 0 SB: 1 CS: 0	PA: 34		
PITCHER	IP	WLS	BF	H	R	ER	SO	BB	IBB	HBP	BLK	WP	HR	S	P	ERA	WHIP					
Mike Maroth, L ERA: 3.58	(1, 1)	7.0	W	26	6	2	2	4	1	0	0	0	0	1	57	84	2.57	1.000				
Jamie Walker, L ERA: 2.57	(8, 1)	1.0		4	1	0	0	1	0	0	0	0	0	0	10	12	0.00	1.000				
Ugueth Urbina, R ERA: 1.8	(9, 1)	1.0		4	1	0	0	0	0	0	0	0	0	6	9	0.00	1.000					

Batter	1	2	3	4	5	6	7	8	9	AB	R	H	RBI	BB	SO	LOB	BOTTOM				
Alex Sanchez, L OBP: 0.344, SLG: 0.450										5	1	3	1	0	0	0	Anaheim Angels @ Detroit Tigers Comerica Park, Detroit, MI Wed Apr 28 2004, 7:05 PM EDT Att: 17,175 - Sunny - 69 F				
Fernando Vina, L OBP: 0.333, SLG: 0.282 20 Omar Infante, R OBP: 0.313, SLG: 0.357										5	2	2	0	0	0	3					
9 Carlos Guillen, S OBP: 0.398, SLG: 0.438										2	3	2	0	3	0	0					
Rondell White, R OBP: 0.409, SLG: 0.582										3	1	1	3	1	0	2					
Bobby Higginson, L OBP: 0.397, SLG: 0.393										5	1	3	2	0	1	3					
Carlos Pena, L OBP: 0.321, SLG: 0.486 30 Chris Shelton, R OBP: 0.273, SLG: 0.300										3	0	1	2	1	2	2					
Craig Monroe, R OBP: 0.319, SLG: 0.311										5	1	2	1	0	0	4					
Eric Munson, L OBP: 0.303, SLG: 0.417										5	1	0	0	0	4	6					
15 Brandon Inge, R OBP: 0.439, SLG: 0.620										4	0	1	1	0	2	2					
Inning Stats	R: 2 E: 0 K: 2 S: 15	H: 3 LOB: 1 BB: 0 P: 25	R: 0 E: 0 K: 2 S: 8	H: 0 LOB: 0 BB: 0 P: 10	R: 5 E: 0 K: 2 S: 19	H: 4 LOB: 1 BB: 1 P: 31	R: 0 E: 0 K: 0 S: 7	H: 0 LOB: 2 BB: 2 P: 19	R: 0 E: 0 K: 1 S: 11	H: 1 LOB: 1 BB: 0 P: 18	R: 0 E: 0 K: 0 S: 10	H: 2 LOB: 1 BB: 0 P: 16	R: 2 E: 0 K: 1 S: 14	H: 4 LOB: 2 BB: 0 P: 21	R: 1 E: 1 K: 1 S: 11	H: 1 LOB: 2 BB: 2 P: 25	1B: 12 2B: 3 3B: 0 HR: 0	SF: 1 SAC: 0 DP: 1 HBP: 1	WP: 0 PB: 1 SB: 1 CS: 1	PA: 44	
PITCHER	IP	WLS	BF	H	R	ER	SO	BB	IBB	HBP	BLK	WP	HR	S	P	ERA	WHIP				
40 Bartolo Colon, R ERA: 4.06	(1, 1)	4.0	L	23	7	7	6	3	0	1	0	0	0	21	34	0.00	1.500				
Aaron Sele, R ERA: 5.23	(5, 1)	2.0		8	3	0	0	1	0	0	0	0	0	20	38	18.00	7.000				
Ben Weber, R ERA: 8.25	(7, 1)	1.0		11	5	3	2	1	2	0	0	0	0	5	8	0.00	0.000				
Kevin Gregg, R ERA: 0.59	(8, 1)	1.0		2	0	0	0	1	0	0	0	0	0	5	8	0.00	0.000				

AB 33
R 2
H 8
RBI 2
BB 1
SO 5
LOB 14



AB 37
R 10
H 15
RBI 10
BB 5
SO 9
LOB 22



Batter	1	2	3	4	5	6	7	8	9	AB	R	H	RBI	BB	SO	LOB	TOP					
9 Chone Figgins, S OBP: 0.417, SLG: 0.594 (1, 8)										5	2	2	0	1	2	1	Anaheim Angels @ Detroit Tigers Comerica Park, Detroit, MI Thu Apr 29 2004, 1:05 PM EDT Att: 20,678 - Cloudy - 74 F					
Darin Erstad, L OBP: 0.294, SLG: 0.340 (1, 3)										6	1	2	4	0	1	1						
27 Vladimir Guerrero, R OBP: 0.372, SLG: 0.669 Jeff DaVanon, S OBP: 0.400, SLG: 0.500 (1, 9) (7, 9)										5	2	4	2	0	1	2						
Troy Glaus, R OBP: 0.364, SLG: 0.710 (1, 5)										5	1	0	1	0	1	3						
Jose Guillen, R OBP: 0.323, SLG: 0.365 (1, 7)										5	1	2	3	0	1	1						
Tim Salmon, R OBP: 0.284, SLG: 0.328 (1, 10)										4	0	0	0	1	1	2						
José Molina, R OBP: 0.366, SLG: 0.538 (1, 2)										4	2	2	0	1	1	2						
Shane Halter, R OBP: 0.289, SLG: 0.361 (1, 4)										4	1	1	0	1	1	3						
Alfredo Amezaga, S OBP: 0.200, SLG: 0.200 (1, 6)										4	1	1	0	1	1	3						
Inning Stats	R: 0 E: 0 K: 1 S: 11	H: 1 LOB: 1 BB: 0 P: 13	R: 0 E: 0 K: 0 S: 10	H: 1 LOB: 2 BB: 0 P: 15	R: 2 E: 0 K: 0 S: 10	H: 2 LOB: 0 BB: 0 P: 14	R: 8 E: 2 K: 2 S: 25	H: 5 LOB: 1 BB: 3 P: 46	R: 0 E: 0 K: 2 S: 9	H: 0 LOB: 0 BB: 0 P: 13	R: 0 E: 0 K: 1 S: 8	H: 1 LOB: 1 BB: 0 P: 10	R: 1 E: 0 K: 1 S: 13	H: 3 LOB: 2 BB: 0 P: 20	R: 0 E: 0 K: 2 S: 9	H: 0 LOB: 0 BB: 0 P: 14	R: 1 E: 0 K: 1 S: 14	H: 1 LOB: 1 BB: 1 P: 28	1B: 8 2B: 3 3B: 1 HR: 2	SF: 0 SAC: 0 DP: 0 HBP: 0	WP: 0 PB: 1 SB: 0 CS: 0	PA: 47
PITCHER	IP WLS BF H R ER SO BB IBB HBP BLK WP HR S P ERA WHIP																					
29 Nate Robertson, L ERA: 5.19 (1, 1)	3.1 L 22 8 9 9 1 2 0 0 0 0 0 1 46 69 24.30 3.000																					
Gary Knotts, R ERA: 8.74 (4, 1)	3.2 17 5 2 1 6 1 0 0 0 0 0 1 40 62 2.46 1.636																					
Steve Colyer, L ERA: 7.0 (8, 1)	1.0 3 0 0 0 2 0 0 0 0 0 0 0 9 14 0.00 0.000																					
Danny Patterson, R ERA: 4.26 (9, 1)	1.0 5 1 1 1 1 1 0 0 0 0 0 0 14 28 9.00 2.000																					

Batter	1	2	3	4	5	6	7	8	9	AB	R	H	RBI	BB	SO	LOB	BOTTOM					
Alex Sanchez, L OBP: 0.323, SLG: 0.422 (1, 8)										4	0	0	0	0	2	1	Anaheim Angels @ Detroit Tigers Comerica Park, Detroit, MI Thu Apr 29 2004, 1:05 PM EDT Att: 20,678 - Cloudy - 74 F					
Fernando Vina, L OBP: 0.333, SLG: 0.296 20 Omar Infante, R OBP: 0.294, SLG: 0.333 (1, 4) (7, 4)										3	1	1	0	0	0	0						
Ivan Rodriguez, R OBP: 0.400, SLG: 0.482 30 Chris Shelton, R OBP: 0.250, SLG: 0.273 (1, 2) (7, 2)										3	0	1	1	0	0	0						
Rondell White, R OBP: 0.406, SLG: 0.573 Greg Norton, S OBP: 0.212, SLG: 0.103 (1, 7) (7, 7)										3	0	1	0	0	0	1						
Bobby Higginson, L OBP: 0.389, SLG: 0.383 (1, 10)										4	0	1	0	0	0	3						
Craig Monroe, R OBP: 0.329, SLG: 0.338 (1, 9)										4	2	2	0	0	0	2						
9 Carlos Guillen, S OBP: 0.402, SLG: 0.455 (1, 6)										4	0	2	1	0	1	1						
Carlos Pena, L OBP: 0.318, SLG: 0.474 (1, 3)										4	0	1	1	0	2	2						
15 Brandon Inge, R OBP: 0.410, SLG: 0.574 (1, 5)										4	0	0	0	0	3	4						
Inning Stats	R: 0 E: 0 K: 0 S: 7	H: 0 LOB: 0 BB: 0 P: 7	R: 0 E: 0 K: 0 S: 3	H: 1 LOB: 0 BB: 0 P: 3	R: 0 E: 0 K: 1 S: 16	H: 0 LOB: 0 BB: 0 P: 21	R: 0 E: 0 K: 1 S: 8	H: 0 LOB: 0 BB: 0 P: 13	R: 1 E: 0 K: 1 S: 16	H: 3 LOB: 2 BB: 0 P: 23	R: 1 E: 0 K: 1 S: 11	H: 2 LOB: 1 BB: 0 P: 17	R: 1 E: 0 K: 1 S: 9	H: 2 LOB: 1 BB: 0 P: 11	R: 0 E: 0 K: 1 S: 11	H: 1 LOB: 1 BB: 0 P: 18	R: 0 E: 0 K: 3 S: 11	H: 1 LOB: 1 BB: 0 P: 17	1B: 7 2B: 3 3B: 0 HR: 0	SF: 0 SAC: 0 DP: 1 HBP: 0	WP: 0 PB: 0 SB: 0 CS: 0	PA: 36
PITCHER	IP WLS BF H R ER SO BB IBB HBP BLK WP HR S P ERA WHIP																					
Jarrod Washburn, L ERA: 5.34 (1, 1)	8.0 W 32 9 3 3 6 0 0 0 0 0 0 0 81 113 3.38 1.125																					
62 Scott Shields, R ERA: 4.91 (9, 1)	1.0 4 1 0 0 3 0 0 0 0 0 0 0 11 17 0.00 1.000																					

AB 43
R 12
H 14
RBI 12
BB 4
SO 10
LOB 19



AB 36
R 3
H 10
RBI 3
BB 0
SO 9
LOB 14



Batter	1	2	3	4	5	6	7	8	9	AB	R	H	RBI	BB	SO	LOB	TOP										
9 Chone Figgins, S OBP: 0.368, SLG: 0.514 (1, 8)										5	0	0	0	0	1	1	Anaheim Angels @ Minnesota Twins Hubert H. Humphrey Metrodome, Minneapolis, MN Fri Apr 30 2004, 8:10 PM EDT Att: 21,279 - Unknown - 70 F livebaseballscorecards.com										
Darin Erstad, L OBP: 0.390, SLG: 0.333 (1, 3)										5	0	1	0	0	1	1											
27 Vladimir Guerrero, R OBP: 0.374, SLG: 0.598 (1, 9)										5	0	2	0	0	0	1											
Troy Glaus, R OBP: 0.341, SLG: 0.662 (1, 5)										5	0	0	0	0	0	4											
Jose Guillen, R OBP: 0.340, SLG: 0.398 (1, 7)										3	1	2	0	1	0	0											
Jeff DaVanon, S OBP: 0.417, SLG: 0.611 (1, 10)										4	1	2	1	0	0	2											
Bengie Molina, R OBP: 0.295, SLG: 0.415 (1, 2)										2	0	1	1	1	0	1											
Alfredo Amezaga, S OBP: 0.333, SLG: 0.250 (1, 6)										3	1	1	0	0	1	4											
Adam Kennedy, L OBP: 0.321, SLG: 0.405 (1, 4)										4	0	0	0	0	2	4											
Inning Stats	R: 0 E: 0 K: 1 S: 7	H: 0 LOB: 0 BB: 0 P: 11	R: 0 E: 0 K: 0 S: 7	H: 0 LOB: 1 BB: 1 P: 12	R: 1 E: 1 K: 1 S: 12	H: 1 LOB: 2 BB: 0 P: 18	R: 0 E: 0 K: 0 S: 9	H: 2 LOB: 2 BB: 0 P: 13	R: 0 E: 0 K: 1 S: 10	H: 1 LOB: 2 BB: 1 P: 18	R: 0 E: 0 K: 0 S: 7	H: 1 LOB: 1 BB: 0 P: 10	R: 0 E: 0 K: 1 S: 10	H: 1 LOB: 1 BB: 0 P: 10	R: 2 E: 0 K: 1 S: 10	H: 3 LOB: 1 BB: 0 P: 15	R: 0 E: 1 K: 1 S: 12	H: 1 LOB: 1 BB: 0 P: 15	1B: 6 2B: 2 3B: 1 HR: 0	SF: 1 SAC: 0 DP: 1 HBP: 1	WP: 1 PA: 40 PB: 0 SB: 1 CS: 0						
PITCHER	IP	WLS	BF	H	R	ER	SO	BB	IBB	HBP	BLK	WP	HR	S	P	ERA	WHIP										
Carlos Silva, R ERA: 4.02 (1, 1)	7.1	W	33	7	3	2	3	2	0	1	0	1	0	64	101	2.46	1.227										
Joe Roa, R ERA: 2.45 (8, 1)	0.2		3	1	0	0	1	0	0	0	0	0	0	5	6	0.00	1.500										
36 Joe Nathan, R ERA: 2.45 (9, 1)	1.0	S	4	1	0	0	1	0	0	0	0	0	0	12	15	0.00	1.000										

Batter	1	2	3	4	5	6	7	8	9	AB	R	H	RBI	BB	SO	LOB	BOTTOM										
Shannon Stewart, R OBP: 0.436, SLG: 0.427 (1, 7)										5	1	3	1	0	0	1	Anaheim Angels @ Minnesota Twins Hubert H. Humphrey Metrodome, Minneapolis, MN Fri Apr 30 2004, 8:10 PM EDT Att: 21,279 - Unknown - 70 F livebaseballscorecards.com										
Doug Mientkiewicz, L OBP: 0.397, SLG: 0.415 (1, 3)										5	0	1	2	0	1	2											
Corey Koskie, L OBP: 0.375, SLG: 0.600 (1, 5)										4	1	2	1	0	1	1											
Luis Rivas, R OBP: 0.227, SLG: 0.317 (8, 4)										0	0	0	0	0	0	0											
Torii Hunter, R OBP: 0.281, SLG: 0.438 (1, 8)										4	0	1	0	0	0	1											
Jacque Jones, L OBP: 0.380, SLG: 0.553 (1, 9)										3	1	1	0	1	0	1											
20 Lew Ford, R OBP: 0.471, SLG: 0.710 (1, 10)										3	1	2	0	1	0	1											
Henry Blanco, R OBP: 0.357, SLG: 0.492 (1, 2)										4	0	1	0	0	1	5											
Cristian Guzman, S OBP: 0.321, SLG: 0.359 (1, 6)										4	1	3	1	0	0	1											
8 Nick Punto, S OBP: 0.419, SLG: 0.306 (8, 5)										3	1	1	1	1	0	2											
Inning Stats	R: 0 E: 0 K: 0 S: 9	H: 1 LOB: 0 BB: 0 P: 14	R: 0 E: 0 K: 1 S: 10	H: 1 LOB: 0 BB: 0 P: 14	R: 2 E: 0 K: 1 S: 12	H: 3 LOB: 1 BB: 1 P: 19	R: 2 E: 0 K: 0 S: 14	H: 3 LOB: 1 BB: 1 P: 22	R: 1 E: 1 K: 0 S: 11	H: 2 LOB: 1 BB: 1 P: 15	R: 1 E: 1 K: 0 S: 10	H: 2 LOB: 1 BB: 1 P: 16	R: 0 E: 0 K: 0 S: 15	H: 1 LOB: 2 BB: 1 P: 26	R: 0 E: 0 K: 0 S: 7	H: 2 LOB: 1 BB: 0 P: 10	1B: 11 2B: 4 3B: 0 HR: 1	SF: 0 SAC: 0 DP: 1 HBP: 0	WP: 1 PA: 39 PB: 0 SB: 2 CS: 0								
PITCHER	IP	WLS	BF	H	R	ER	SO	BB	IBB	HBP	BLK	WP	HR	S	P	ERA	WHIP										
Ramon Ortiz, R ERA: 9.28 (1, 1)	5.2	L	28	12	6	5	3	2	0	0	0	0	0	64	97	7.94	2.471										
Ben Weber, R ERA: 7.43 (8, 1)	1.1		6	1	0	0	0	1	0	0	0	0	0	17	29	0.00	1.500										
Francisco Rodriguez, R ERA: (8, 1)	1.0		4	2	0	0	0	0	0	0	0	0	0	7	10	0.00	2.000										

Batter	1	2	3	4	5	6	7	8	9	AB	R	H	RBI	BB	SO	LOB	TOP								
9 Chone Figgins, S OBP: 0.370, SLG: 0.500										5	0	2	1	0	0	0	Anaheim Angels @ Minnesota Twins Hubert H. Humphrey Metrodome, Minneapolis, MN Sat May 01 2004, 7:10 PM EDT Att: 26,180 - Unknown - 70 F								
Darin Erstad, L OBP: 0.286, SLG: 0.327										5	0	1	0	0	1	3									
27 Vladimir Guerrero, R OBP: 0.379, SLG: 0.604										4	0	2	0	0	0	1									
Troy Glaus, R OBP: 0.349, SLG: 0.662										3	0	1	0	1	1	2									
Jose Guillen, R OBP: 0.337, SLG: 0.385										3	0	0	0	1	1	4									
Jeff DaVanon, S OBP: 0.393, SLG: 0.524										3	0	0	0	1	0	0									
Shane Halter, R OBP: 0.286, SLG: 0.350										4	0	1	0	0	0	3									
José Molina, R OBP: 0.376, SLG: 0.535										4	1	2	0	0	1	1									
Adam Kennedy, L OBP: 0.318, SLG: 0.397										4	0	1	0	0	1	2									
Inning Stats	R: 0 E: 0 K: 1 S: 10	H: 1 LOB: 1 BB: 0 P: 16	R: 0 E: 0 K: 0 S: 6	H: 0 LOB: 0 BB: 0 P: 8	R: 0 E: 0 K: 1 S: 8	H: 0 LOB: 0 BB: 0 P: 12	R: 0 E: 0 K: 0 S: 11	H: 1 LOB: 3 BB: 2 P: 24	R: 0 E: 0 K: 1 S: 8	H: 1 LOB: 1 BB: 0 P: 11	R: 0 E: 0 K: 1 S: 10	H: 1 LOB: 1 BB: 0 P: 17	R: 0 E: 0 K: 0 S: 9	H: 1 LOB: 1 BB: 0 P: 10	R: 0 E: 0 K: 0 S: 9	H: 2 LOB: 2 BB: 1 P: 17	R: 1 E: 0 K: 1 S: 15	H: 3 LOB: 2 BB: 0 P: 20	1B: 8 2B: 2 3B: 0 HR: 0	SF: 0 SAC: 0 DP: 1 HBP: 0	WP: 0 PB: 0 SB: 0 CS: 1	PA: 38			
PITCHER	IP	WLS	BF	H	R	ER	SO	BB	IBB	HBP	BLK	WP	HR	S	P	ERA	WHIP								
Brad Radke, R ERA: 4.37	(1, 1)	7.0	27	5	0	0	4	2	0	0	0	0	0	62	98	0.00	1.000								
J.C. Romero, L ERA: 3.95	(8, 1)	0.1	2	1	0	0	0	0	0	0	0	0	0	3	6	0.00	3.000								
Juan Rincon, R ERA: 2.7	(8, 1)	1.1	L 7	3	1	1	0	0	1	0	0	0	0	17	26	6.75	2.250								
Aaron Fultz, L ERA: 2.25	(9, 1)	0.1	2	1	0	0	1	0	0	0	0	0	0	4	5	0.00	3.000								

Batter	1	2	3	4	5	6	7	8	9	AB	R	H	RBI	BB	SO	LOB	BOTTOM								
20 Lew Ford, R OBP: 0.473, SLG: 0.692										3	0	1	0	1	1	2	Anaheim Angels @ Minnesota Twins Hubert H. Humphrey Metrodome, Minneapolis, MN Sat May 01 2004, 7:10 PM EDT Att: 26,180 - Unknown - 70 F								
Doug Mientkiewicz, L OBP: 0.362, SLG: 0.407										4	0	1	0	0	0	2									
Corey Koskie, L OBP: 0.357, SLG: 0.565										4	0	0	0	0	1	3									
Torii Hunter, R OBP: 0.278, SLG: 0.400										3	0	0	0	1	1	3									
Jacque Jones, L OBP: 0.375, SLG: 0.551										4	0	1	0	0	2	1									
Jose Offerman, S OBP: 0.377, SLG: 0.483										3	0	0	0	0	0	1									
Henry Blanco, R OBP: 0.342, SLG: 0.469										3	0	0	0	0	1	1									
Cristian Guzman, S OBP: 0.321, SLG: 0.358										3	0	1	0	0	0	1									
Luis Rivas, R OBP: 0.232, SLG: 0.308										2	0	0	0	1	0	1									
Inning Stats	R: 0 E: 0 K: 0 S: 11	H: 1 LOB: 1 BB: 0 P: 18	R: 0 E: 0 K: 0 S: 7	H: 0 LOB: 0 BB: 0 P: 11	R: 0 E: 0 K: 2 S: 9	H: 0 LOB: 1 BB: 1 P: 17	R: 0 E: 0 K: 0 S: 6	H: 0 LOB: 0 BB: 0 P: 9	R: 0 E: 0 K: 0 S: 7	H: 1 LOB: 2 BB: 1 P: 15	R: 0 E: 0 K: 1 S: 10	H: 1 LOB: 1 BB: 0 P: 14	R: 0 E: 0 K: 1 S: 11	H: 0 LOB: 1 BB: 1 P: 16	R: 0 E: 0 K: 2 S: 7	H: 0 LOB: 0 BB: 0 P: 8	1B: 3 2B: 2 3B: 0 HR: 0	SF: 0 SAC: 0 DP: 2 HBP: 0	WP: 0 PB: 0 SB: 0 CS: 0	PA: 32					
PITCHER	IP	WLS	BF	H	R	ER	SO	BB	IBB	HBP	BLK	WP	HR	S	P	ERA	WHIP								
Aaron Sele, R ERA: 3.52	(1, 1)	5.0	17	2	0	0	2	1	0	0	0	0	0	37	61	0.00	0.600								
Kevin Gregg, R ERA: 0.52	(6, 1)	2.0	9	2	0	0	1	1	0	0	0	0	0	17	29	0.00	1.500								
Francisco Rodriguez, R ERA:	(8, 1)	1.0	W 3	0	0	0	1	1	0	0	0	0	0	11	16	0.00	1.000								
Troy Percival, R ERA: 2.25	(9, 1)	1.0	S 3	0	0	0	2	0	0	0	0	0	0	7	8	0.00	0.000								



Batter	1	2	3	4	5	6	7	8	9	AB	R	H	RBI	BB	SO	LOB	TOP								
9 Chone Figgins, S OBP: 0.400, SLG: 0.565	1-1 G3 3B		1-2 FC6-4 1B		1-1 G4-6-3			0-2 G5-3 1B		4	2	3	0	0	0	1	Anaheim Angels @ Minnesota Twins Hubert H. Humphrey Metrodome, Minneapolis, MN Sun May 02 2004, 2:10 PM EDT Att: 20,744 - Unknown - 70 F								
Darin Erstad, L OBP: 0.294, SLG: 0.324	0-0 G3		2-2 FC6-4		0-0		2-3 K		4	0	1	1	0	1	2										
27 Vladimir Guerrero, R OBP: 0.374, SLG: 0.586	1-2 G5-3		1-2 F8		1-3 K		4-0 G5-3 1B		3	1	0	0	1	1	2										
Troy Glaus, R OBP: 0.344, SLG: 0.638	4-1 BB		0-1 F7		0-3 K		3-2 G5-3		3	0	0	0	1	1	3										
Jose Guillen, R OBP: 0.333, SLG: 0.379	0-1 F9		1-2 P3		1-2 F9		3-2 1B		4	0	1	2	0	0	1										
Bengie Molina, R OBP: 0.313, SLG: 0.444		0-1 1B	0-1		2-1 G5-3		3-2 F7		4	0	2	0	0	0	1										
Jeff DaVanon, S OBP: 0.344, SLG: 0.440		1-3 K	0-3 K		0-0 B1-3		0-3 K		4	0	0	0	0	3	2										
Shane Halter, R OBP: 0.261, SLG: 0.318		3-2 P3	1-3 K		3-2 P3		2-3 K2-3		4	0	0	0	0	2	2										
Adam Kennedy, L OBP: 0.315, SLG: 0.383		2-2 L4			4-0 BB		1-3 K2-3		3	0	0	0	1	1	1										
Inning Stats	R: 1 E: 0 K: 0 S: 9	H: 1 LOB: 3 BB: 1 P: 15	R: 0 E: 0 K: 1 S: 13	H: 1 LOB: 1 BB: 0 P: 19	R: 0 E: 0 K: 0 S: 11	H: 1 LOB: 1 BB: 0 P: 15	R: 0 E: 0 K: 2 S: 12	H: 1 LOB: 0 BB: 0 P: 14	R: 0 E: 0 K: 1 S: 7	H: 0 LOB: 0 BB: 0 P: 11	R: 0 E: 0 K: 1 S: 7	H: 0 LOB: 0 BB: 0 P: 11	R: 2 E: 0 K: 1 S: 19	H: 2 LOB: 1 BB: 1 P: 34	R: 0 E: 0 K: 2 S: 13	H: 0 LOB: 0 BB: 0 P: 15	1B: 5 2B: 1 3B: 1 HR: 0	SF: 0 SAC: 0 DP: 1 HBP: 0	WP: 0 PB: 0 SB: 1 CS: 0	PA: 36					
PITCHER	IP	WLS	BF	H	R	ER	SO	BB	IBB	HBP	BLK	WP	HR	S	P	ERA	WHIP								
Johan Santana, L ERA: 4.58	(1, 1)	7.0	27	5	1	1	6	2	0	0	0	0	0	67	98	1.29	1.000								
J.C. Romero, L ERA: 4.97	(8, 1)	1.0	L 6	2	2	2	1	0	1	0	0	0	0	19	34	18.00	2.000								
Terry Mulholland, L ERA: 1.35	(9, 1)	1.0	3	0	0	0	2	0	0	0	0	0	0	13	15	0.00	0.000								

Batter	1	2	3	4	5	6	7	8	9	AB	R	H	RBI	BB	SO	LOB	BOTTOM								
20 Lew Ford, R OBP: 0.449, SLG: 0.652	2-2 G5-3		1-1 F8		3-3 K			2-2 F9		4	0	0	0	0	1	1	Anaheim Angels @ Minnesota Twins Hubert H. Humphrey Metrodome, Minneapolis, MN Sun May 02 2004, 2:10 PM EDT Att: 20,744 - Unknown - 70 F								
Doug Mientkiewicz, L OBP: 0.397, SLG: 0.411	0-1 1B		0-0 1B		1-1 G1-3		2-3 K		4	0	2	0	0	1	0										
Corey Koskie, L OBP: 0.364, SLG: 0.562	2-1 F7		0-0 1B		1-1 G5-4-3 1B		0-2 F9		4	0	2	0	0	0	1										
Torii Hunter, R OBP: 0.250, SLG: 0.359	3-2 G6-3		1-0 P4		0-0 G5-4-3		1-1 P4		4	0	0	0	0	0	5										
Jacque Jones, L OBP: 0.370, SLG: 0.538		2-2 G4-3		3-3 K		2-2 K		0-2 5 WP 5 DI 1B		4	0	1	0	0	2	0									
5 Michael Cuddyer, R OBP: 0.292, SLG: 0.422		2-2 L6		3-2 HR		1-2 F9		4-2 S BB		3	1	1	1	1	0	0									
Cristian Guzman, S OBP: 0.417, SLG: 0.345		2-2 G6-3		1-0 G4-3		0-2 G6-3		4-1 BB		3	0	0	0	0	0	0									
Jose Offerman, S OBP: 0.386, SLG: 0.483								1-2 BB		0	0	0	0	1	0	0									
Henry Blanco, R OBP: 0.325, SLG: 0.441			1-2 L5		0-0 F9		1-3 K2-3		1-1 F7		4	0	0	0	1	3									
Luis Rivas, R OBP: 0.239, SLG: 0.313			1-2 1B		0-3 K		3-1 G3-1		2	0	1	0	0	1	0										
Michael Ryan, L OBP: 0.417, SLG: 0.500									1	0	0	0	0	0	0	0									
8 Nick Punto, S OBP: 0.419, SLG: 0.306									0	0	0	0	0	0	0	0									
Inning Stats	R: 0 E: 0 K: 0 S: 11	H: 1 LOB: 0 BB: 0 P: 18	R: 0 E: 0 K: 0 S: 11	H: 0 LOB: 0 BB: 0 P: 17	R: 0 E: 0 K: 0 S: 14	H: 3 LOB: 3 BB: 0 P: 18	R: 1 E: 0 K: 1 S: 8	H: 1 LOB: 0 BB: 0 P: 15	R: 0 E: 0 K: 2 S: 8	H: 0 LOB: 0 BB: 0 P: 12	R: 0 E: 0 K: 1 S: 6	H: 1 LOB: 0 BB: 0 P: 9	R: 0 E: 0 K: 1 S: 9	H: 0 LOB: 0 BB: 0 P: 11	R: 0 E: 0 K: 1 S: 8	H: 0 LOB: 0 BB: 0 P: 15	R: 0 E: 0 K: 0 S: 15	H: 1 LOB: 3 BB: 2 P: 26	1B: 6 2B: 0 3B: 0 HR: 1	SF: 0 SAC: 0 DP: 1 HBP: 0	WP: 1 PB: 0 SB: 1 CS: 0	PA: 35			
PITCHER	IP	WLS	BF	H	R	ER	SO	BB	IBB	HBP	BLK	WP	HR	S	P	ERA	WHIP								
41 John Lackey, R ERA: 5.52	(1, 1)	7.0	W 26	6	1	1	5	0	0	0	0	0	0	67	100	1.29	0.857								
Francisco Rodriguez, R ERA:	(8, 1)	1.0	H 3	0	0	0	1	0	0	0	0	0	0	8	15	0.00	0.000								
Troy Percival, R ERA: 2.0	(9, 1)	1.0	S 6	1	0	0	0	2	0	0	0	1	0	15	26	0.00	3.000								



Batter	1	2	3	4	5	6	7	8	9	AB	R	H	RBI	BB	SO	LOB	TOP					
Alex Sanchez, L (1, 8) OBP: 0.341, SLG: 0.425										5	1	3	1	0	0	2						
Fernando Vina, L (1, 4) OBP: 0.333, SLG: 0.305										5	1	1	0	0	0	1						
Ivan Rodriguez, R (1, 2) OBP: 0.408, SLG: 0.537										5	2	3	2	0	1	0						
Rondell White, R (1, 7) OBP: 0.407, SLG: 0.554										4	1	2	0	1	0	3						
Carlos Pena, L (1, 3) OBP: 0.337, SLG: 0.467										5	2	2	1	0	2	2						
9 Carlos Guillen, S (1, 6) OBP: 0.398, SLG: 0.440										4	1	3	2	1	0	1						
Bobby Higginson, L (1, 9) OBP: 0.337, SLG: 0.311										4	0	0	0	1	1	4						
Greg Norton, S (1, 10) OBP: 0.214, SLG: 0.189										4	0	0	0	1	1	5						
Eric Munson, L (1, 5) OBP: 0.289, SLG: 0.414										4	1	1	0	0	0	4						
Inning Stats	R: 2 E: 0 K: 1 S: 13	H: 3 LOB: 1 BB: 0 P: 19	R: 1 E: 0 K: 0 S: 7	H: 2 LOB: 0 BB: 0 P: 10	R: 0 E: 0 K: 0 S: 5	H: 1 LOB: 0 BB: 0 P: 7	R: 0 E: 0 K: 2 S: 11	H: 1 LOB: 2 BB: 1 P: 20	R: 0 E: 0 K: 1 S: 11	H: 0 LOB: 0 BB: 0 P: 18	R: 3 E: 1 K: 0 S: 15	H: 3 LOB: 2 BB: 1 P: 25	R: 0 E: 0 K: 0 S: 10	H: 1 LOB: 1 BB: 0 P: 13	R: 0 E: 0 K: 1 S: 9	H: 0 LOB: 2 BB: 2 P: 19	R: 3 E: 0 K: 0 S: 12	H: 4 LOB: 1 BB: 0 P: 16	1B: 10 2B: 4 3B: 0 HR: 1	SF: 0 SAC: 0 DP: 1 HBP: 0	WP: 0 PB: 1 SB: 1 CS: 1	PA: 45
PITCHER	IP WLS BF H R ER SO BB IBB HBP BLK WP HR S P ERA WHIP																					
40 Bartolo Colon, R (1, 1) ERA: 4.38	6.0	28	10	6	4	4	2	0	0	0	0	0	0	0	1	62	99	6.00	2.000			
Kevin Gregg, R (7, 1) ERA: 0.49	1.0	4	1	0	0	0	0	0	0	0	0	0	0	0	10	13	0.00	1.000				
62 Scot Shields, R (8, 1) ERA: 5.49	1.1	9	3	3	2	1	2	0	0	0	0	0	0	16	29	13.50	3.750					
Troy Percival, R (9, 1) ERA: 1.86	0.2	3	1	0	0	0	0	0	0	0	0	0	0	5	6	0.00	1.500					

Detroit Tigers @ Anaheim Angels
Angel Stadium of Anaheim, Anaheim, CA
Mon May 03 2004, 7:05 PM PDT
Att: 33,683 - Sunny - 83 F

AB 40
R 9
H 15
RBI 6
BB 4
SO 5
LOB 22



Batter	1	2	3	4	5	6	7	8	9	AB	R	H	RBI	BB	SO	LOB	BOTTOM			
David Eckstein, R (1, 6) OBP: 0.319, SLG: 0.286										3	1	0	0	2	0	3				
Darin Erstad, L (1, 3) OBP: 0.289, SLG: 0.336										5	2	2	1	0	0	1				
9 Chone Figgins, S (1, 8) OBP: 0.426, SLG: 0.563										2	1	1	0	2	1	0				
27 Vladimir Guerrero, R (1, 9) OBP: 0.375, SLG: 0.577										5	2	2	2	0	0	2				
Troy Glaus, R (1, 10) OBP: 0.347, SLG: 0.671										5	3	2	2	0	2	3				
Jose Guillen, R (1, 7) OBP: 0.349, SLG: 0.388										3	1	2	1	1	1	0				
Bengie Molina, R (1, 2) OBP: 0.327, SLG: 0.449										4	0	2	3	0	0	1				
Shane Halter, R (1, 5) OBP: 0.250, SLG: 0.304										2	0	0	0	0	0	2				
Jeff DaVanon, S (6, PH) OBP: 0.324, SLG: 0.407										2	0	0	0	0	1	2				
Alfredo Amezaga, S (9, 5) OBP: 0.333, SLG: 0.250										0	0	0	0	0	0	0				
Adam Kennedy, L (1, 4) OBP: 0.333, SLG: 0.412										4	1	3	1	0	1	0				
Inning Stats	R: 0 E: 0 K: 1 S: 7	H: 0 LOB: 0 BB: 0 P: 10	R: 0 E: 0 K: 2 S: 7	H: 0 LOB: 0 BB: 0 P: 10	R: 0 E: 0 K: 0 S: 10	H: 1 LOB: 1 BB: 0 P: 15	R: 2 E: 0 K: 0 S: 11	H: 3 LOB: 2 BB: 1 P: 22	R: 0 E: 0 K: 1 S: 7	H: 0 LOB: 0 BB: 1 P: 17	R: 3 E: 0 K: 1 S: 15	H: 3 LOB: 2 BB: 2 P: 25	R: 3 E: 0 K: 0 S: 10	H: 4 LOB: 0 BB: 0 P: 17	R: 3 E: 1 K: 1 S: 13	H: 3 LOB: 1 BB: 1 P: 23	1B: 10 2B: 3 3B: 0 HR: 1	SF: 0 SAC: 1 DP: 1 HBP: 0	WP: 0 PB: 0 SB: 0 CS: 1	PA: 42
PITCHER	IP WLS BF H R ER SO BB IBB HBP BLK WP HR S P ERA WHIP																			
Mike Maroth, L (1, 1) ERA: 4.26	5.1	24	5	5	5	4	4	0	0	0	0	0	0	1	15	23	27.00	6.000		
Al Levine, R (6, 1) ERA: 6.75	1.0	9	6	3	3	1	0	0	0	0	0	0	0	15	26	10.80	2.400			
Danny Patterson, R (7, 1) ERA: 4.91	1.2	8	3	3	2	1	1	0	0	0	0	0	0	15	26	10.80	2.400			

Detroit Tigers @ Anaheim Angels
Angel Stadium of Anaheim, Anaheim, CA
Mon May 03 2004, 7:05 PM PDT
Att: 33,683 - Sunny - 83 F


AB 35
R 11
H 14
RBI 10
BB 5
SO 6
LOB 14



Batter	1	2	3	4	5	6	7	8	9	AB	R	H	RBI	BB	SO	LOB	TOP								
Alex Sanchez, L (1, 8) OBP: 0.322, SLG: 0.400	L8		L8		G1-3		E4		G5-4-3	5	0	0	0	0	0	5									
Fernando Vina, L (1, 4) Eric Munson, L (9, PH) OBP: 0.286, SLG: 0.408	F7			F9		F7	F7		G3-1	4	0	0	0	0	0	2									
Ivan Rodriguez, R (1, 2) Greg Norton, S (7, 5) OBP: 0.214, SLG: 0.189	G4-3			HR		FC5-4	FC6-4			4	1	2	1	0	0	2									
Rondell White, R (1, 10) OBP: 0.402, SLG: 0.573		K		HR		FC5-4			G5-3	4	1	1	1	0	1	1									
Craig Monroe, R (1, 9) OBP: 0.295, SLG: 0.291		G5-3		P4		FC6-4			G6-3	4	0	0	0	0	0	1									
9 Carlos Guillen, S (1, 6) 30 Chris Shelton, R (7, 2) OBP: 0.396, SLG: 0.430 OBP: 0.286, SLG: 0.308		F9		G1-3			HR		E9	2	1	0	0	1	0	0									
Carlos Pena, L (1, 3) OBP: 0.333, SLG: 0.489			K		F8		HR		G6-3	4	1	1	2	0	1	1									
15 Brandon Inge, R (1, 7) OBP: 0.408, SLG: 0.532			K		FC6-4		K		G5-4-3	3	0	1	0	1	2	0									
20 Omar Infante, R (1, 5) OBP: 0.409, SLG: 0.500					FC6-4		E		G5-4-3	3	0	2	0	1	0	1									
Inning Stats	R: 0 E: 0 K: 0 S: 7	H: 0 LOB: 0 BB: 0 P: 10	R: 0 E: 0 K: 1 S: 7	H: 0 LOB: 0 BB: 0 P: 11	R: 0 E: 0 K: 2 S: 11	H: 1 LOB: 1 BB: 0 P: 16	R: 2 E: 0 K: 0 S: 13	H: 2 LOB: 1 BB: 1 P: 22	R: 0 E: 0 K: 0 S: 6	H: 0 LOB: 1 BB: 1 P: 10	R: 0 E: 0 K: 0 S: 13	H: 1 LOB: 2 BB: 0 P: 18	R: 2 E: 1 K: 1 S: 13	H: 2 LOB: 2 BB: 1 P: 24	R: 0 E: 1 K: 0 S: 12	H: 1 LOB: 1 BB: 0 P: 17	R: 0 E: 0 K: 0 S: 9	H: 1 LOB: 1 BB: 0 P: 16	1B: 4 2B: 0 3B: 1 HR: 3	SF: 0 SAC: 0 DP: 1 HBP: 0	WP: 0 PB: 0 SB: 0 CS: 0	PA: 38			
PITCHER	IP	WLS	BF	H	R	ER	SO	BB	IBB	HBP	BLK	WP	HR	S	P	ERA	WHIP								
Jarrod Washburn, L (1, 1) ERA: 5.35	6.2	W	29	6	4	4	4	2	0	0	0	0	3	68	106	5.40	1.200								
Ben Weber, R (7, 1) ERA: 5.75	1.1		5	1	0	0	0	0	0	0	0	0	0	14	22	0.00	0.750								
Matt Hensley, R (9, 1) ERA:	1.0		4	1	0	0	0	1	0	0	0	0	0	9	16	0.00	2.000								

Detroit Tigers @ Anaheim Angels
Angel Stadium of Anaheim, Anaheim, CA
Tue May 04 2004, 7:05 PM PDT
Att: 34,920 - Sunny - 75 F


AB 35
R 4
H 8
RBI 4
BB 3
SO 4
LOB 14



Batter	1	2	3	4	5	6	7	8	9	AB	R	H	RBI	BB	SO	LOB	BOTTOM								
David Eckstein, R (1, 6) OBP: 0.313, SLG: 0.292	F7	G6-3		G4-3		G6-3		P4		5	1	1	0	0	0	0									
Darin Erstad, L (1, 3) Josh Paul, R (8, PH) OBP: 0.288, SLG: 0.333 OBP: 0.286, SLG: 0.408	F7		SH5-3	F9		G6-3		F9		4	1	1	1	0	0	1									
9 Chone Figgins, S (1, 8) OBP: 0.431, SLG: 0.549			SH5-3			G6-3		G4-3		3	1	1	1	1	1	0									
27 Vladimir Guerrero, R (1, 9) Jeff DaVanon, S (9, 9) OBP: 0.388, SLG: 0.593 OBP: 0.324, SLG: 0.407	PO	1B	1B	1B	G5-3	2B				4	2	3	2	0	0	0									
Troy Glaus, R (1, 10) OBP: 0.364, SLG: 0.705		1B	1B	1B	HR	G3-1				3	2	2	1	1	0	1									
Jose Guillen, R (1, 7) OBP: 0.372, SLG: 0.436		1B	1B	1B	HR			PB		3	2	3	3	1	0	0									
Bengie Molina, R (1, 2) Alfredo Amezaga, S (9, 5) OBP: 0.321, SLG: 0.491 OBP: 0.333, SLG: 0.250		1B	HR	F9	L4		F9			4	1	1	3	0	0	3									
Shane Halter, R (1, 5) OBP: 0.231, SLG: 0.280		K	FC5-4			F9	P4			4	0	0	0	0	1	3									
Adam Kennedy, L (1, 4) OBP: 0.330, SLG: 0.404		K2-3		G4-3		G6-3	K			4	1	1	0	0	2	1									
Inning Stats	R: 0 E: 0 K: 0 S: 5	H: 0 LOB: 0 BB: 1 P: 13	R: 4 E: 0 K: 2 S: 15	H: 4 LOB: 0 BB: 0 P: 23	R: 2 E: 0 K: 0 S: 11	H: 3 LOB: 2 BB: 1 P: 20	R: 0 E: 0 K: 0 S: 5	H: 0 LOB: 0 BB: 0 P: 11	R: 2 E: 0 K: 1 S: 15	H: 2 LOB: 0 BB: 0 P: 22	R: 3 E: 0 K: 0 S: 13	H: 4 LOB: 1 BB: 0 P: 19	R: 0 E: 0 K: 1 S: 9	H: 0 LOB: 1 BB: 1 P: 16	R: 0 E: 0 K: 0 S: 7	H: 0 LOB: 0 BB: 0 P: 11	1B: 8 2B: 2 3B: 0 HR: 3	SF: 0 SAC: 1 DP: 0 HBP: 0	WP: 0 PB: 1 SB: 0 CS: 0	PA: 40					
PITCHER	IP	WLS	BF	H	R	ER	SO	BB	IBB	HBP	BLK	WP	HR	S	P	ERA	WHIP								
29 Nate Robertson, L (1, 1) ERA: 6.52	3.0	L	17	7	6	6	2	2	0	0	0	0	1	31	56	18.00	3.000								
Esteban Yan, R (4, 1) ERA: 5.21	2.2		14	6	5	5	1	0	0	0	0	0	2	30	49	16.88	2.250								
Gary Knotts, R (6, 1) ERA: 6.46	2.1		8	0	0	0	1	1	0	0	0	0	0	19	30	0.00	0.429								

Detroit Tigers @ Anaheim Angels
Angel Stadium of Anaheim, Anaheim, CA
Tue May 04 2004, 7:05 PM PDT
Att: 34,920 - Sunny - 75 F

AB 35
R 11
H 13
RBI 11
BB 3
SO 4
LOB 9



Batter	1	2	3	4	5	6	7	8	9	AB	R	H	RBI	BB	SO	LOB	TOP								
Alex Sanchez, L (1, 8) OBP: 0.308, SLG: 0.382	G4-3		B5-3			G4-3		K		4	0	0	0	0	1	1	Detroit Tigers @ Anaheim Angels Angel Stadium of Anaheim, Anaheim, CA Wed May 05 2004, 7:05 PM PDT Att: 39,827 - Sunny - 72 F								
9 Carlos Guillen, S (1, 6) OBP: 0.400, SLG: 0.427	FC5-4 BB		G3-1			BB 1B	L7			3	1	1	0	1	0	1									
Ivan Rodriguez, R (1, 2) OBP: 0.396, SLG: 0.544	FC5-4 BB 1B		K			K		K		4	0	0	0	0	3	2									
Rondell White, R (1, 10) OBP: 0.405, SLG: 0.600	BB 1B				HR	F7		K		4	1	2	1	0	1	1									
Carlos Pena, L (1, 3) OBP: 0.339, SLG: 0.479	BB				F9	BB 1B		K		2	1	0	0	2	1	0									
Bobby Higginson, L (1, 9) OBP: 0.333, SLG: 0.308	G1-3				F7	WP 1B				4	0	1	2	0	0	3									
Craig Monroe, R (1, 7) OBP: 0.283, SLG: 0.277		P3			K			K		4	0	0	0	0	2	1									
Eric Munson, L (1, 5) OBP: 0.284, SLG: 0.413		F9				F9				4	0	1	0	0	1	0									
20 Omar Infante, R (1, 4) OBP: 0.360, SLG: 0.429		F9			K			G4-3		3	0	0	0	0	1	1									
Inning Stats	R: 0 E: 0 K: 0 S: 13	H: 1 LOB: 3 BB: 2 P: 24	R: 0 E: 0 K: 0 S: 8	H: 0 LOB: 0 BB: 0 P: 13	R: 0 E: 0 K: 1 S: 7	H: 0 LOB: 0 BB: 0 P: 7	R: 1 E: 0 K: 1 S: 14	H: 1 LOB: 0 BB: 0 P: 17	R: 0 E: 0 K: 1 S: 13	H: 0 LOB: 0 BB: 0 P: 18	R: 2 E: 0 K: 2 S: 21	H: 2 LOB: 1 BB: 1 P: 35	R: 0 E: 0 K: 1 S: 11	H: 1 LOB: 0 BB: 0 P: 13	R: 0 E: 0 K: 3 S: 9	H: 0 LOB: 0 BB: 0 P: 11	R: 0 E: 0 K: 1 S: 9	H: 0 LOB: 0 BB: 0 P: 12	1B: 3 2B: 1 3B: 0 HR: 1	SF: 0 SAC: 0 DP: 0 HBP: 0	WP: 1 PB: 0 SB: 0 CS: 0	PA: 35			
PITCHER	IP	WLS	BF	H	R	ER	SO	BB	IBB	HBP	BLK	WP	HR	S	P	ERA	WHIP								
45 Kelvim Escobar, R (1, 1) ERA: 4.76	5.2	W	24	4	3	3	4	3	0	0	0	0	1	73	108	4.76	1.235								
Kevin Gregg, R (6, 1) ERA: 0.46	1.1	H	5	1	0	0	2	0	0	0	0	1	0	14	19	0.00	0.750								
Francisco Rodriguez, R (8, 1) ERA: 0.00	1.0	H	3	0	0	0	3	0	0	0	0	0	0	9	11	0.00	0.000								
Troy Percival, R (9, 1) ERA: 1.69	1.0	S	3	0	0	0	1	0	0	0	0	0	0	9	12	0.00	0.000								

Batter	1	2	3	4	5	6	7	8	9	AB	R	H	RBI	BB	SO	LOB	BOTTOM								
David Eckstein, R (1, 6) OBP: 0.310, SLG: 0.290	FC6-4 1B		L6			G6-3		F8		4	0	1	0	0	0	0	Detroit Tigers @ Anaheim Angels Angel Stadium of Anaheim, Anaheim, CA Wed May 05 2004, 7:05 PM PDT Att: 39,827 - Sunny - 72 F								
Darin Erstad, L (1, 3) OBP: 0.287, SLG: 0.339	FC6-4 G6-3		L7			L7		G6-3		4	1	1	0	0	0	1									
9 Chone Figgins, S (1, 5) OBP: 0.403, SLG: 0.509	G6-3		L9			L9		K		4	0	0	0	0	1	2									
27 Vladimir Guerrero, R (1, 9) OBP: 0.383, SLG: 0.577		G3				P4		G5-3		3	1	0	0	1	0	0									
Troy Glaus, R (1, 10) OBP: 0.379, SLG: 0.736		HR				HR		K		3	3	2	2	1	1	0									
Jose Guillen, R (1, 7) OBP: 0.376, SLG: 0.467		HR				G5-3		F8		4	1	2	3	0	0	0									
Jeff DaVanon, S (1, 8) OBP: 0.333, SLG: 0.393										1	0	0	0	1	0	0									
Shane Halter, R (6, PH) OBP: 0.226, SLG: 0.275										1	0	0	0	0	0	0									
Bengie Molina, R (1, 2) OBP: 0.339, SLG: 0.491										2	0	1	1	1	0	0									
Adam Kennedy, L (1, 4) OBP: 0.320, SLG: 0.391										3	0	0	0	0	1	1									
Inning Stats	R: 0 E: 0 K: 0 S: 6	H: 1 LOB: 1 BB: 2 P: 8	R: 2 E: 0 K: 0 S: 13	H: 1 LOB: 1 BB: 2 P: 29	R: 3 E: 0 K: 0 S: 12	H: 4 LOB: 2 BB: 2 P: 24	R: 0 E: 0 K: 1 S: 6	H: 0 LOB: 0 BB: 0 P: 9	R: 1 E: 0 K: 0 S: 9	H: 1 LOB: 0 BB: 0 P: 15	R: 0 E: 0 K: 0 S: 4	H: 0 LOB: 0 BB: 0 P: 5	R: 0 E: 0 K: 1 S: 6	H: 0 LOB: 0 BB: 0 P: 9	R: 0 E: 0 K: 1 S: 10	H: 0 LOB: 0 BB: 0 P: 15	1B: 4 2B: 1 3B: 0 HR: 2	SF: 0 SAC: 0 DP: 1 HBP: 0	WP: 0 PB: 0 SB: 0 CS: 0	PA: 33					
PITCHER	IP	WLS	BF	H	R	ER	SO	BB	IBB	HBP	BLK	WP	HR	S	P	ERA	WHIP								
Jason Johnson, R (1, 1) ERA: 6.43	5.0	L	24	7	6	6	1	3	1	0	0	0	0	46	85	10.80	2.000								
Jamie Walker, L (6, 1) ERA: 1.74	2.0		6	0	0	0	1	0	0	0	0	0	0	10	14	0.00	0.000								
Ugueth Urbina, R (8, 1) ERA: 1.13	1.0		3	0	0	0	1	0	0	0	0	0	0	10	15	0.00	0.000								

Batter	1	2	3	4	5	6	7	8	9	AB	R	H	RBI	BB	SO	LOB	TOP					
13 Carl Crawford, L OBP: 0.336, SLG: 0.420	G4-3		G3	F7			F8			4	0	0	0	0	0	2	Tampa Bay Devil Rays @ Anaheim Angels Angel Stadium of Anaheim, Anaheim, CA Thu May 06 2004, 7:05 PM PDT Att: 34,538 - Sunny - 82 F livebaseballscorecards.com					
Julio Lugo, R OBP: 0.330, SLG: 0.490	5 WP 1B		1B				G4-3			4	1	2	0	0	0	0						
Robert Fick, L OBP: 0.230, SLG: 0.345	P4		K				F8			4	0	0	0	0	2	2						
Tino Martinez, L OBP: 0.432, SLG: 0.554	5 WP 1B		1B							3	1	2	0	1	1	0						
5 Rocco Baldelli, R OBP: 0.336, SLG: 0.374	1-H 2-H 1B									4	1	2	2	0	1	1						
Aubrey Huff, L OBP: 0.297, SLG: 0.293	P4									4	0	1	0	0	0	1						
Geoff Blum, S OBP: 0.273, SLG: 0.380										3	0	0	0	1	0	2						
Toby Hall, R OBP: 0.333, SLG: 0.379										3	0	1	0	0	0	1						
Midre Cummings, L OBP: 0.500, SLG: 1.000										1	0	0	0	0	1	0						
José Cruz Jr., S OBP: 0.310, SLG: 0.372	G3									3	0	0	1	0	0	1						
Inning Stats	R: 2 E: 0 K: 0 S: 12	H: 3 LOB: 1 BB: 0 P: 16	R: 0 E: 0 K: 0 S: 8	H: 0 LOB: 0 BB: 0 P: 9	R: 0 E: 0 K: 1 S: 8	H: 2 LOB: 2 BB: 0 P: 12	R: 1 E: 0 K: 0 S: 10	H: 3 LOB: 2 BB: 0 P: 19	R: 0 E: 0 K: 1 S: 9	H: 0 LOB: 1 BB: 1 P: 18	R: 0 E: 0 K: 0 S: 13	H: 0 LOB: 0 BB: 0 P: 22	R: 0 E: 0 K: 1 S: 7	H: 0 LOB: 0 BB: 0 P: 9	R: 0 E: 0 K: 1 S: 7	H: 0 LOB: 0 BB: 0 P: 8	R: 0 E: 0 K: 1 S: 8	H: 0 LOB: 0 BB: 0 P: 12	1B: 8 2B: 0 3B: 0 HR: 0	SF: 1 SAC: 0 DP: 0 HBP: 0	WP: 1 PB: 0 SB: 1 CS: 0	PA: 36
PITCHER	IP WLS BF H R ER SO BB IBB HBP BLK WP HR S P ERA WHIP	IP WLS BF H R ER SO BB IBB HBP BLK WP HR S P ERA WHIP																				
Aaron Sele, R ERA: 3.8	6.0	W	27	8	3	3	2	2	0	0	0	0	0	0	0	0	1	0	60	96	4.50	1.667
62 Scott Shields, R ERA: 4.75	3.0	S	9	0	0	0	3	0	0	0	0	0	0	0	0	0	0	0	22	29	0.00	0.000

Batter	1	2	3	4	5	6	7	8	9	AB	R	H	RBI	BB	SO	LOB	BOTTOM					
David Eckstein, R OBP: 0.314, SLG: 0.289	G1-3			F8						4	0	1	1	1	0	2	Tampa Bay Devil Rays @ Anaheim Angels Angel Stadium of Anaheim, Anaheim, CA Thu May 06 2004, 7:05 PM PDT Att: 34,538 - Sunny - 82 F livebaseballscorecards.com					
Darin Erstad, L OBP: 0.299, SLG: 0.339										3	2	1	0	2	0	3						
9 Chone Figgins, S OBP: 0.403, SLG: 0.500										5	1	2	0	0	1	3						
27 Vladimir Guerrero, R OBP: 0.379, SLG: 0.565	L6									4	1	1	2	0	0	3						
Troy Glaus, R OBP: 0.383, SLG: 0.723										3	2	1	1	1	1	1						
Jose Guillen, R OBP: 0.388, SLG: 0.500										3	1	2	3	0	0	0						
Jeff DaVanon, S OBP: 0.375, SLG: 0.490										2	0	1	0	2	1	0						
Shane Halter, R OBP: 0.226, SLG: 0.275										0	0	0	0	0	0	0						
Bengie Molina, R OBP: 0.333, SLG: 0.475										4	0	1	0	0	0	5						
Adam Kennedy, L OBP: 0.317, SLG: 0.385										4	0	1	0	0	1	4						
Inning Stats	R: 0 E: 0 K: 0 S: 10	H: 0 LOB: 1 BB: 1 P: 19	R: 1 E: 0 K: 0 S: 13	H: 0 LOB: 3 BB: 3 P: 29	R: 0 E: 0 K: 1 S: 6	H: 1 LOB: 0 BB: 0 P: 7	R: 0 E: 0 K: 0 S: 12	H: 2 LOB: 2 BB: 1 P: 19	R: 5 E: 0 K: 2 S: 21	H: 5 LOB: 0 BB: 0 P: 29	R: 1 E: 0 K: 0 S: 11	H: 1 LOB: 1 BB: 1 P: 21	R: 0 E: 0 K: 0 S: 8	H: 2 LOB: 1 BB: 0 P: 12	R: 0 E: 0 K: 1 S: 8	H: 0 LOB: 0 BB: 0 P: 13	1B: 10 2B: 0 3B: 0 HR: 1	SF: 0 SAC: 0 DP: 2 HBP: 1	WP: 1 PB: 0 SB: 0 CS: 1	PA: 39		
PITCHER	IP WLS BF H R ER SO BB IBB HBP BLK WP HR S P ERA WHIP	IP WLS BF H R ER SO BB IBB HBP BLK WP HR S P ERA WHIP																				
Geremi Gonzalez, R ERA: 6.12	4.0	L	23	7	5	5	1	0	0	0	0	0	0	0	0	0	1	1	28	44	6.75	1.875
Dicky Gonzalez, R ERA: 4.05	2.2		12	4	2	2	2	1	0	0	0	0	0	0	0	0	0	0	0	0	0	0
Trever Miller, L ERA: 5.0	1.1		4	0	0	0	1	0	0	0	0	0	0	0	0	0	0	0	11	17	0.00	0.000

Batter	1	2	3	4	5	6	7	8	9	AB	R	H	RBI	BB	SO	LOB	TOP					
13 Carl Crawford, L OBP: 0.341, SLG: 0.422	F7		BB 1B			G6-3			G5-3 1B	4	0	2	0	0	0	0	Tampa Bay Devil Rays @ Anaheim Angels Angel Stadium of Anaheim, Anaheim, CA Fri May 07 2004, 7:05 PM PDT Att: 43,674 - Sunny - 79 F livebaseballscorecards.com					
Julio Lugo, R OBP: 0.327, SLG: 0.475	G5-3		BB			G6-3			F9	3	0	0	0	1	0	1						
Midre Cummings, L OBP: 0.167, SLG: 0.333	L4		BB			F8			G5-3	4	0	0	0	0	0	4						
Tino Martinez, L OBP: 0.412, SLG: 0.522		F7			G4-3				F7	4	0	0	0	0	0	1						
5 Rocco Baldelli, R OBP: 0.327, SLG: 0.363	G5-3				K				G5-3	3	0	0	0	0	1	0						
Aubrey Huff, L OBP: 0.256, SLG: 0.284	P3				K				G3-1	3	0	0	0	0	1	0						
José Cruz Jr., S OBP: 0.301, SLG: 0.360			F8			G4-3			F8	3	0	0	0	0	0	0						
Toby Hall, R OBP: 0.323, SLG: 0.367			F8			G4-3			P5	2	0	0	0	0	0	0						
Robert Fick, L OBP: 0.226, SLG: 0.339			F8			G4-3				1	0	0	0	0	0	0						
Rey Sanchez, R OBP: 0.288, SLG: 0.250			BB 1B			G4-3			K	3	0	1	0	0	1	0						
Inning Stats	R: 0 E: 0 K: 0 S: 10	H: 0 LOB: 0 BB: 0 P: 16	R: 0 E: 0 K: 0 S: 6	H: 0 LOB: 0 BB: 0 P: 10	R: 0 E: 0 K: 0 S: 12	H: 2 LOB: 3 BB: 1 P: 17	R: 0 E: 0 K: 2 S: 9	H: 0 LOB: 0 BB: 0 P: 15	R: 0 E: 0 K: 0 S: 6	H: 0 LOB: 0 BB: 0 P: 6	R: 0 E: 0 K: 0 S: 8	H: 0 LOB: 0 BB: 0 P: 10	R: 0 E: 0 K: 0 S: 5	H: 0 LOB: 0 BB: 0 P: 8	R: 0 E: 0 K: 1 S: 8	H: 0 LOB: 0 BB: 0 P: 11	R: 0 E: 0 K: 0 S: 9	H: 1 LOB: 1 BB: 0 P: 14	1B: 3 2B: 0 3B: 0 HR: 0	SF: 0 SAC: 0 DP: 0 HBP: 0	WP: 0 PB: 0 CS: 0	PA: 31
PITCHER 41 John Lackey, R ERA: 4.23	IP: 9.0 WLS: W BF: 31 H: 3 R: 0 ER: 0 SO: 3 BB: 1 IBB: 0 HBP: 0 BLK: 0 WP: 0 HR: 0 S: 73 P: 107 ERA: 0.00 WHIP: 0.444															PITCHER						

Batter	1	2	3	4	5	6	7	8	9	AB	R	H	RBI	BB	SO	LOB	BOTTOM			
David Eckstein, R OBP: 0.312, SLG: 0.287	G1-3		BB 1B			G6-3			FC6-4 1B	4	0	1	1	0	0	2	Tampa Bay Devil Rays @ Anaheim Angels Angel Stadium of Anaheim, Anaheim, CA Fri May 07 2004, 7:05 PM PDT Att: 43,674 - Sunny - 79 F livebaseballscorecards.com			
9 Chone Figgins, S OBP: 0.380, SLG: 0.469	F9		F9			G6-3			G4-3	4	0	0	0	0	0	2				
27 Vladimir Guerrero, R OBP: 0.367, SLG: 0.546	G6-3		G5-3			G4-3			F8	4	0	0	0	0	0	1				
Troy Glaus, R OBP: 0.387, SLG: 0.711		K			K				BB	3	0	1	0	1	2	0				
Jose Guillen, R OBP: 0.384, SLG: 0.491		BB 1B			L9				L7	4	0	1	0	0	0	2				
39 Robb Quinlan, R OBP: 0.333, SLG: 0.667		BB 1B			BB 2B				F9	3	0	1	0	0	1	2				
José Molina, R OBP: 0.396, SLG: 0.543		K			BB 1B				FC6-4 1B	3	0	2	0	0	1	1				
Shane Halter, R OBP: 0.250, SLG: 0.315			SH3 1B			G6-3 SH5-3 1B			K	3	1	2	0	0	1	1				
Adam Kennedy, L OBP: 0.314, SLG: 0.381			SH3			SH5-3			P5	1	0	0	0	0	0	1				
Inning Stats	R: 0 E: 0 K: 0 S: 10	H: 0 LOB: 0 BB: 0 P: 14	R: 0 E: 0 K: 3 S: 12	H: 1 LOB: 1 BB: 0 P: 20	R: 1 E: 0 K: 0 S: 10	H: 2 LOB: 1 BB: 0 P: 15	R: 0 E: 0 K: 1 S: 8	H: 2 LOB: 2 BB: 0 P: 15	R: 0 E: 0 K: 0 S: 6	H: 1 LOB: 1 BB: 0 P: 10	R: 0 E: 0 K: 0 S: 9	H: 0 LOB: 1 BB: 1 P: 18	R: 0 E: 0 K: 1 S: 12	H: 1 LOB: 1 BB: 0 P: 17	R: 0 E: 0 K: 0 S: 9	H: 1 LOB: 1 BB: 0 P: 15		1B: 6 2B: 2 3B: 0 HR: 0	SF: 0 SAC: 2 DP: 0 HBP: 0	WP: 0 PB: 0 CS: 0
PITCHER Mark Hendrickson, L ERA: 4.83 Travis Harper, R ERA: 6.0	IP: 7.0 WLS: L BF: 28 H: 7 R: 1 ER: 1 SO: 5 BB: 1 IBB: 0 HBP: 0 BLK: 0 WP: 0 HR: 0 S: 109 P: 159 ERA: 1.29 WHIP: 1.143															PITCHER				

Batter	1	2	3	4	5	6	7	8	9	AB	R	H	RBI	BB	SO	LOB	TOP					
13 Carl Crawford, L OBP: 0.346, SLG: 0.429										3	1	1	0	1	1	0	Tampa Bay Devil Rays @ Anaheim Angels Angel Stadium of Anaheim, Anaheim, CA Sat May 08 2004, 7:05 PM PDT Att: 43,465 - Sunny - 74 F					
5 Rocco Baldelli, R OBP: 0.316, SLG: 0.349										4	0	0	0	0	0	2						
Aubrey Huff, L OBP: 0.250, SLG: 0.295										3	0	1	1	0	0	0						
Tino Martinez, L OBP: 0.404, SLG: 0.500										3	0	0	0	0	0	1						
José Cruz Jr., S OBP: 0.299, SLG: 0.387										4	1	1	1	0	0	1						
Julio Lugo, R OBP: 0.316, SLG: 0.462										3	0	0	0	0	1	0						
Robert Fick, L OBP: 0.215, SLG: 0.323										3	0	0	0	0	0	0						
Brook Fordyce, R OBP: 0.235, SLG: 0.219										1	0	0	0	1	1	0						
Midre Cummings, L OBP: 0.143, SLG: 0.286										1	0	0	0	0	0	0						
Toby Hall, R OBP: 0.323, SLG: 0.367										0	0	0	0	0	0	0						
Geoff Blum, S OBP: 0.259, SLG: 0.358										3	0	0	0	0	0	1						
Inning Stats	R: 0 E: 0 K: 1 S: 12	H: 1 LOB: 1 BB: 0 P: 16	R: 1 E: 0 K: 0 S: 21	H: 1 LOB: 1 BB: 1 P: 35	R: 0 E: 0 K: 0 S: 4	H: 0 LOB: 0 BB: 0 P: 8	R: 0 E: 0 K: 1 S: 5	H: 0 LOB: 0 BB: 0 P: 7	R: 0 E: 0 K: 1 S: 8	H: 0 LOB: 0 BB: 1 P: 12	R: 1 E: 0 K: 0 S: 10	H: 0 LOB: 0 BB: 1 P: 18	R: 0 E: 0 K: 0 S: 6	H: 0 LOB: 0 BB: 0 P: 9	R: 0 E: 0 K: 0 S: 9	H: 1 LOB: 1 BB: 0 P: 14	R: 0 E: 0 K: 0 S: 10	H: 0 LOB: 0 BB: 0 P: 13	1B: 0 2B: 2 3B: 0 HR: 1	SF: 1 SAC: 0 DP: 1 HBP: 1	WP: 1 PB: 0 CS: 0	PA: 32
PITCHER	IP WLS BF H R ER SO BB IBB HBP BLK WP HR S P ERA WHIP																					
40 Bartolo Colon, R ERA: 4.09	(1, 1) 7.0 W 25 2 2 2 3 2 0 1 0 1 1 66 105 2.57 0.571																					
Kevin Gregg, R ERA: 0.42	(8, 1) 2.0 7 1 0 0 0 0 0 0 0 0 0 0 19 27 0.00 0.500																					

AB	28
R	2
H	3
RBI	2
BB	2
SO	3
LOB	5



Batter	1	2	3	4	5	6	7	8	9	AB	R	H	RBI	BB	SO	LOB	BOTTOM			
David Eckstein, R OBP: 0.307, SLG: 0.276										4	1	0	0	1	0	1	Tampa Bay Devil Rays @ Anaheim Angels Angel Stadium of Anaheim, Anaheim, CA Sat May 08 2004, 7:05 PM PDT Att: 43,465 - Sunny - 74 F			
Darin Erstad, L OBP: 0.395, SLG: 0.333										2	0	0	0	0	0	1				
39 Robb Quinlan, R OBP: 0.333, SLG: 0.500										3	1	1	0	0	1	1				
9 Chone Figgins, S OBP: 0.360, SLG: 0.448										3	1	0	1	0	0	2				
27 Vladimir Guerrero, R OBP: 0.386, SLG: 0.574										3	1	3	2	0	0	0				
Troy Glaus, R OBP: 0.391, SLG: 0.700										3	1	1	0	1	0	2				
Jose Guillen, R OBP: 0.380, SLG: 0.483										4	0	1	0	0	1	3				
Jeff DaVanon, S OBP: 0.395, SLG: 0.406										2	0	1	0	1	0	2				
Shane Halter, R OBP: 0.263, SLG: 0.382										1	1	1	4	0	0	0				
Bengie Molina, R OBP: 0.328, SLG: 0.476										4	0	1	0	0	1	3				
Adam Kennedy, L OBP: 0.312, SLG: 0.370										3	1	0	0	1	0	2				
Inning Stats	R: 0 E: 0 K: 0 S: 7	H: 0 LOB: 0 BB: 0 P: 13	R: 0 E: 0 K: 0 S: 8	H: 2 LOB: 2 BB: 0 P: 12	R: 1 E: 1 K: 0 S: 10	H: 1 LOB: 2 BB: 1 P: 18	R: 0 E: 0 K: 0 S: 8	H: 1 LOB: 1 BB: 1 P: 17	R: 1 E: 0 K: 1 S: 8	H: 1 LOB: 1 BB: 1 P: 13	R: 0 E: 0 K: 0 S: 7	H: 1 LOB: 1 BB: 0 P: 12	R: 5 E: 1 K: 2 S: 14	H: 3 LOB: 0 BB: 1 P: 26	R: 0 E: 0 K: 0 S: 8	H: 0 LOB: 0 BB: 0 P: 11	1B: 5 2B: 3 3B: 0 HR: 1	SF: 1 SAC: 0 DP: 0 HBP: 1	WP: 0 PB: 0 CS: 0	PA: 38
PITCHER	IP WLS BF H R ER SO BB IBB HBP BLK WP HR S P ERA WHIP																			
Paul Abbott, R ERA: 5.14	(1, 1) 6.1 L 31 8 5 4 1 0 3 0 1 0 0 0 0 3 55 95 5.68 1.737																			
Chad Gaudin, R ERA: 3.86	(7, 1) 0.1 2 0 0 0 0 1 0 1 0 0 0 0 0 3 10 0.00 0.000																			
Trever Miller, L ERA: 5.23	(7, 1) 1.1 5 1 2 0 1 0 0 0 0 0 0 0 1 12 17 0.00 0.750																			

AB	32
R	7
H	9
RBI	7
BB	4
SO	3
LOB	17



Batter	1	2	3	4	5	6	7	8	9	AB	R	H	RBI	BB	SO	LOB	TOP					
Julio Lugo, R OBP: 0.322, SLG: 0.468 (1, 6)	F8		F7		P3		FC3-6 1B		2B	5	0	2	0	0	0	2						
Rey Sanchez, R OBP: 0.270, SLG: 0.233 (1, 4) 13 Carl Crawford, L (9, PH) OBP: 0.344, SLG: 0.425	K			F8	G5-3		FC3-6 5 2B 1-2		K	4	0	0	0	0	1	3						
5 Rocco Baldelli, R OBP: 0.311, SLG: 0.351	G6-3			K		K			K	5	0	1	0	0	3	1						
Aubrey Huff, L OBP: 0.258, SLG: 0.296 (1, 10)		G6-3		K		G4-3 1B				3	1	1	0	1	1	0						
Eduardo Perez, R OBP: 0.286, SLG: 0.342 (1, 7) Robert Fick, L OBP: 0.209, SLG: 0.313 (5, 7)	F9					G4-3 2B			K	2	0	1	0	0	0	0						
José Cruz Jr., S OBP: 0.297, SLG: 0.381 (1, 9)	F9				E9 1B				P6	4	1	1	1	0	0	0						
Tino Martínez, L OBP: 0.419, SLG: 0.553 (1, 3)										4	2	3	2	0	1	0						
Toby Hall, R OBP: 0.319, SLG: 0.359 (1, 2)				G5-3						4	0	1	0	0	1	2						
Geoff Blum, S OBP: 0.258, SLG: 0.368 (1, 5)				G5-3						4	0	1	1	0	1	0						
Inning Stats	R: 0 E: 0 K: 1 S: 6	H: 0 LOB: 0 BB: 0 P: 8	R: 0 E: 0 K: 0 S: 4	H: 0 LOB: 0 BB: 0 P: 5	R: 1 E: 0 K: 0 S: 9	H: 1 LOB: 0 BB: 0 P: 15	R: 0 E: 0 K: 2 S: 10	H: 0 LOB: 0 BB: 0 P: 12	R: 2 E: 1 K: 0 S: 12	H: 4 LOB: 2 BB: 0 P: 19	R: 1 E: 0 K: 2 S: 14	H: 3 LOB: 2 BB: 0 P: 20	R: 0 E: 0 K: 1 S: 12	H: 2 LOB: 3 BB: 1 P: 22	R: 0 E: 0 K: 1 S: 8	H: 0 LOB: 0 BB: 0 P: 12	R: 0 E: 0 K: 3 S: 10	H: 1 LOB: 1 BB: 0 P: 14	1B: 6 2B: 4 3B: 0 HR: 1	SF: 0 SAC: 0 DP: 0 HBP: 0	WP: 0 PB: 0 CS: 0	PA: 39
PITCHER	IP	WLS	BF	H	R	ER	SO	BB	IBB	HBP	BLK	WP	HR	S	P	ERA	WHIP					
Jarrod Washburn, L ERA: 5.14 (1, 1)	6.2	W	30	10	4	3	5	0	0	0	0	0	1	62	90	4.05	1.500					
Francisco Rodríguez, R ERA: (7, 1)	2.1	S	9	1	0	0	5	1	0	0	0	0	0	23	37	0.00	0.857					

Tampa Bay Devil Rays @ Anaheim Angels
Angel Stadium of Anaheim, Anaheim, CA
Sun May 09 2004, 1:05 PM PDT
Att: 41,410 - Sunny - 77 F

livebaseballscorecards.com

AB 38
R 4
H 11
RBI 4
BB 1
SO 10
LOB 13




Batter	1	2	3	4	5	6	7	8	9	AB	R	H	RBI	BB	SO	LOB	BOTTOM				
David Eckstein, R OBP: 0.303, SLG: 0.266 (1, 6)	G4-3		G6-3			FC5-2		G1-3		4	0	0	0	1	0	2					
9 Chone Figgins, S OBP: 0.363, SLG: 0.465 (1, 5) (8, 8)										4	1	1	0	1	0	3					
27 Vladimir Guerrero, R OBP: 0.362, SLG: 0.563 (1, 9)										4	1	1	1	0	1	2					
Troy Glaus, R OBP: 0.395, SLG: 0.689 (1, 10)										3	1	1	0	0	0	0					
Jose Guillen, R OBP: 0.398, SLG: 0.529 (1, 7) Shane Halter, R OBP: 0.263, SLG: 0.382 (7, PR) (8, 5)										3	3	3	1	0	0	0					
Jeff DaVanon, S OBP: 0.404, SLG: 0.500 (1, 8) (8, 7)										4	1	2	4	0	0	2					
Casey Kotchman, L (1, 3)										3	0	0	1	0	0	3					
José Molina, R OBP: 0.404, SLG: 0.580 (1, 2)										4	0	2	1	0	1	1					
Adam Kennedy, L OBP: 0.310, SLG: 0.365 (1, 4)										4	0	1	0	0	0	3					
Inning Stats	R: 0 E: 0 K: 0 S: 7	H: 1 LOB: 0 BB: 0 P: 10	R: 1 E: 0 K: 0 S: 10	H: 3 LOB: 2 BB: 0 P: 13	R: 4 E: 0 K: 0 S: 15	H: 2 LOB: 1 BB: 1 P: 29	R: 0 E: 0 K: 1 S: 7	H: 0 LOB: 1 BB: 1 P: 13	R: 1 E: 0 K: 0 S: 10	H: 1 LOB: 0 BB: 0 P: 17	R: 0 E: 0 K: 0 S: 10	H: 1 LOB: 1 BB: 0 P: 14	R: 2 E: 0 K: 0 S: 10	H: 2 LOB: 1 BB: 0 P: 15	R: 0 E: 0 K: 1 S: 13	H: 1 LOB: 1 BB: 0 P: 15	1B: 6 2B: 1 3B: 2 HR: 2	SF: 1 SAC: 0 DP: 0 HBP: 2	WP: 0 PB: 0 CS: 0	PA: 39	
PITCHER	IP	WLS	BF	H	R	ER	SO	BB	IBB	HBP	BLK	WP	HR	S	P	ERA	WHIP				
Victor Zambrano, R ERA: 4.74 (1, 1)	5.0	L	25	7	6	6	1	2	0	2	0	0	0	10	14	0.00	1.800				
John Halama, L ERA: 1.93 (6, 1)	1.0		4	1	0	0	0	0	0	0	0	0	0	10	14	0.00	1.000				
Lance Carter, R ERA: 3.68 (7, 1)	1.0		5	2	2	2	0	0	0	0	0	0	1	10	15	18.00	2.000				
Danys Baez, R ERA: 1.5 (8, 1)	1.0		4	1	0	0	1	0	0	0	0	0	0	13	15	0.00	1.000				

Tampa Bay Devil Rays @ Anaheim Angels
Angel Stadium of Anaheim, Anaheim, CA
Sun May 09 2004, 1:05 PM PDT
Att: 41,410 - Sunny - 77 F

livebaseballscorecards.com

AB 33
R 8
H 11
RBI 8
BB 2
SO 2
LOB 16



Batter	1	2	3	4	5	6	7	8	9	10	AB	R	H	RBI	BB	SO	LOB	TOP										
David Eckstein, R OBP: 0.290, SLG: 0.254	(1, 6) 1-3 K	(1, 0) 0-0 F9			(2, 2) 2-2 L7			(2, 2) 2-2 F8		(1, 1) 1-1 F8	5	0	0	0	0	1	0											
9 Chone Figgins, S OBP: 0.376, SLG: 0.500	(1, 8) 2-1 27 2B		(2, 2) 0-2 27 F8 FC4-2		(1, 1) 1-1 F7			(2, 0) 2-0 F9		(2, 2) 2-2 2B	5	1	3	0	0	0	0											
27 Vladimir Guerrero, R OBP: 0.397, SLG: 0.600	(1, 9) 0-0 14H		(2, 1) 2-1 F8		(1, 1) 1-1 HR			(0, 0) 0-0 1B		(4, 0) 4-0 1BB	4	2	3	2	1	0	1											
Troy Glaus, R OBP: 0.367, SLG: 0.694	(1, 10) 0-1 2H		(3, 2) 3-2 FC4-2 CS		(2, 2) 2-2 G5-3			(1, 3) 1-3 K		(2, 3) 2-3 K	5	1	1	2	0	2	4											
Jeff DaVanon, S OBP: 0.404, SLG: 0.512	(1, 7) 0-1 FC6-4		(2, 1) 2-1 CS	(1, 0) 1-0 F7 SF8		(1, 0) 1-0 P6			(2, 3) 2-3 K	(1, 3) 1-3 K	5	1	2	0	0	2	2											
Casey Kotchman, L OBP: 0.125, SLG: 0.143	(1, 3) 2-0 F7			(2, 1) 2-1 F7		(3, 2) 3-2 G6-3			(2, 2) 2-2 HR		4	0	1	0	0	0	2											
Alfredo Amezaga, S OBP: 0.333, SLG: 0.250	(9, PR) (9, 5)										0	1	0	0	0	0	0											
Bengie Molina, R OBP: 0.324, SLG: 0.515	(1, 2) 1-0 FC6-4			(0, 1) 0-1 SF8				(2, 2) 2-2 G3	(1, 1) 1-1 HR		3	1	1	3	0	0	1											
Shane Halter, R OBP: 0.262, SLG: 0.373	(1, 5) (9, 3)		(2, 2) 2-2 G1-5-3		(3, 3) 3-3 K			(0, 1) 0-1 F8			4	0	1	0	0	1	0											
Adam Kennedy, L OBP: 0.299, SLG: 0.352	(1, 4)		(0, 2) 0-2 G4-3			(2, 2) 2-2 G4-3		(0, 3) 0-3 K		(2, 2) 2-2 G3-6-3	4	0	0	0	0	1	1											
Inning Stats	R: 3 E: 0 K: 1 S: 13	H: 4 LOB: 1 BB: 0 P: 19	R: 0 E: 0 K: 0 S: 7	H: 0 LOB: 0 BB: 0 P: 9	R: 0 E: 0 K: 0 S: 11	H: 1 LOB: 0 BB: 0 P: 18	R: 1 E: 0 K: 1 S: 8	H: 1 LOB: 0 BB: 0 P: 13	R: 0 E: 0 K: 0 S: 11	H: 0 LOB: 0 BB: 0 P: 16	R: 1 E: 0 K: 0 S: 11	H: 1 LOB: 0 BB: 0 P: 18	R: 0 E: 0 K: 1 S: 9	H: 0 LOB: 0 BB: 0 P: 10	R: 0 E: 0 K: 1 S: 13	H: 1 LOB: 1 BB: 0 P: 18	R: 2 E: 0 K: 1 S: 22	H: 3 LOB: 1 BB: 0 P: 31	R: 0 E: 0 K: 2 S: 14	H: 1 LOB: 2 BB: 1 P: 24	1B: 5 2B: 4 3B: 0 HR: 3	SF: 1 SAC: 0 DP: 1 HBP: 0	WP: 0 PB: 0 SB: 0 CS: 1	PA: 42				
PITCHER	IP WLS BF H R ER SO BB IBB HBP BLK WP HR S P ERA WHIP																											
Kevin Brown, R ERA: 3.42	(1, 1) 6.0	7	5	5	2	0	0	0	0	0	0	2	21	28	0.00	0.500												
Paul Quantrill, R ERA: 2.53	(7, 1) 2.0	7	1	0	0	2	0	0	0	0	0	0	0	1	22	31	18.00	3.000										
42 Mariano Rivera, R ERA: 1.4	(9, 1) 1.0	B	5	3	2	2	1	0	0	0	0	1	22	31	18.00	3.000												
Tom Gordon, R ERA: 1.47	(10, 1) 1.0	W	5	1	0	0	2	0	0	0	0	0	14	24	0.00	1.000												

Anaheim Angels @ New York Yankees
 Yankee Stadium, Bronx, NY
 Tue May 11 2004, 7:05 PM EDT
 Att: 36,706 - Unknown - 82 F

AB 39
 R 7
 H 12
 RBI 7
 BB 1
 SO 7
 LOB 11



Batter	1	2	3	4	5	6	7	8	9	10	AB	R	H	RBI	BB	SO	LOB	BOTTOM								
Kenny Lofton, L OBP: 0.367, SLG: 0.400	(1, 8) 2-2 F9		(4, 2) 4-2 2 2B 13 1B BB		(3, 2) 3-2 13 1B 3B						4	3	2	1	2	0	2									
2 Derek Jeter, R OBP: 0.265, SLG: 0.281	(1, 6) 2-0 25 S		(1, 2) 1-2 13 1B 2B		(1, 2) 1-2 L4						6	0	3	2	0	1	2									
13 Alex Rodriguez, R OBP: 0.375, SLG: 0.500	(1, 5) 3-1 F8		(0, 1) 0-1 20 BB 25 S		(1, 0) 1-0 20 BB 25 S						5	1	3	2	0	0	2									
25 Jason Giambi, L OBP: 0.425, SLG: 0.570	(1, 3) 3-3 K		(0, 1) 0-1 P6		(2, 3) 2-3 20 BB 25 S						5	0	0	0	0	3	7									
Tony Clark, S OBP: 0.333, SLG: 0.560	(9, 3) 1-2 K				(1, 2) 1-2 K						1	0	0	0	0	1	1									
Gary Sheffield, R OBP: 0.357, SLG: 0.400	(1, 9) 2-1 F8		(1, 0) 1-0 G6-3		(4, 2) 4-2 20 BB						5	0	1	1	1	1	3									
20 Jorge Posada, S OBP: 0.419, SLG: 0.656	(1, 2) 2-3 K				(0, 2) 0-2 G6-3						4	0	1	0	1	2	1									
Homer Bush, R	(9, PR)										0	1	0	0	0	0	0									
John Flaherty, R OBP: 0.188, SLG: 0.250	(10, 2)				(1, 2) 1-2 BB						0	0	0	0	0	0	0									
55 Hideki Matsui, L OBP: 0.406, SLG: 0.427	(1, 7) 1-2 G4-3				(2, 3) 2-3 K						4	0	0	0	1	1	3									
Ruben Sierra, S OBP: 0.357, SLG: 0.500	(1, 10) 0-1 L4				(1, 3) 1-3 K						5	1	2	1	0	1	0									
Miguel Cairo, R OBP: 0.350, SLG: 0.471	(1, 4) 3-0										2	2	1	0	1	0	0									
Bernie Williams, S OBP: 0.294, SLG: 0.260	(8, PH)										1	0	0	0	0	1	1									
Enrique Wilson, S OBP: 0.228, SLG: 0.219	(9, 4)										1	0	0	0	0	1	2									
Inning Stats	R: 0 E: 1 K: 1 S: 9	H: 1 LOB: 1 BB: 0 P: 19	R: 0 E: 0 K: 1 S: 9	H: 0 LOB: 0 BB: 0 P: 14	R: 2 E: 0 K: 0 S: 14	H: 2 LOB: 2 BB: 2 P: 24	R: 0 E: 0 K: 2 S: 13	H: 0 LOB: 0 BB: 0 P: 16	R: 2 E: 0 K: 1 S: 23	H: 3 LOB: 3 BB: 2 P: 42	R: 0 E: 0 K: 0 S: 9	H: 0 LOB: 1 BB: 1 P: 15	R: 0 E: 0 K: 2 S: 9	H: 0 LOB: 1 BB: 0 P: 16	R: 2 E: 1 K: 2 S: 19	H: 3 LOB: 2 BB: 0 P: 30	R: 1 E: 0 K: 1 S: 13	H: 2 LOB: 2 BB: 0 P: 21	R: 1 E: 0 K: 2 S: 9	H: 2 LOB: 1 BB: 0 P: 13	1B: 10 2B: 2 3B: 1 HR: 0	SF: 0 SAC: 0 DP: 0 HBP: 1	WP: 0 PB: 0 SB: 4 CS: 0	PA: 50		
PITCHER	IP WLS BF H R ER SO BB IBB HBP BLK WP HR S P ERA WHIP																									
45 Kelvin Escobar, R ERA: 4.88	(1, 1) 3.0	14	3	2	2	2	2	0	0	0	0	0	34	51	10.80	2.400										
Kevin Gregg, R ERA: 1.16	(4, 1) 1.2	9	3	2	2	3	1	0	0	0	0	0	20	38	0.00	0.857										
62 Scot Shields, R ERA: 4.32	(5, 1) 2.1	10	0	0	0	2	2	0	1	0	0	0	19	30	9.00	3.000										
Francisco Rodriguez, R ERA: 0.5	(8, 1) 1.0	B	7	3	2	1	2	0	0	0	0	0	20	30	0.00	3.000										
Troy Percival, R ERA: 2.31	(8, 1) 1.0	B	6	2	1	1	1	1	0	0	0	0	13	21	9.00	3.000										

Anaheim Angels @ New York Yankees
 Yankee Stadium, Bronx, NY
 Tue May 11 2004, 7:05 PM EDT
 Att: 36,706 - Unknown - 82 F

AB 43
 R 8
 H 13
 RBI 7
 BB 6
 SO 12
 LOB 24



Batter	1	2	3	4	5	6	7	8	9	AB	R	H	RBI	BB	SO	LOB	TOP								
9 Chone Figgins, S OBP: 0.378, SLG: 0.506	B1-3		1-2 BB 1B		1-2 G6-3			2-1 2B 2B	3-1 F9	5	1	2	0	0	0	1	Anaheim Angels @ New York Yankees Yankee Stadium, Bronx, NY Wed May 12 2004, 7:05 PM EDT Att: 49,954 - Unknown - 68 F livebaseballscorecards.com								
Jeff DaVanon, S OBP: 0.421, SLG: 0.523	4-0 BB FC9-6 BB		4-1 BB SAFE SAFE SAFE BB	1-2 BB	1-0 G4-3			3-1 2B 2B	3-3 K	3	1	1	1	2	1										
27 Vladimir Guerrero, R OBP: 0.397, SLG: 0.550 39 Robb Quinlan, R OBP: 0.333, SLG: 0.500	2-0 FC9-6 HR		1-3 K		2-3 K			4-0 2B IBB	0-0 2B E 1B	4	3	1	1	1	2	3									
Jose Guillen, R OBP: 0.406, SLG: 0.561	0-0 HR		0-0 L8		1-2 G1-3			4-0 2B IBB	0-0 E 2B	4	3	2	2	1	0	2									
Casey Kotchman, L OBP: 0.231, SLG: 0.333	1-0 G2-3			1-0 G3				1-1 1B 2B	1-2 E3	5	1	2	3	0	0	0									
Bengie Molina, R OBP: 0.303, SLG: 0.479		2-0 F9		0-0 G5-3				1-1 G5-3	0-3 K	5	0	0	0	0	1	2									
Shane Halter, R OBP: 0.262, SLG: 0.365		1-3 K		1-3 K				2-2 B1-3 2B		4	0	1	1	0	2	0									
Alfredo Amezaga, S OBP: 0.231, SLG: 0.167		1-1 B1-3			0-1 F8			2-1 G6-3	2-1 G3	4	0	0	0	0	0	1									
Adam Kennedy, L OBP: 0.306, SLG: 0.384			1-1 L6		2-1 HR			3-2 F8	1-0 27 1B 1B	4	2	2	1	0	0	0									
Inning Stats	R: 2 E: 0 K: 0 S: 4	H: 1 LOB: 0 BB: 1 P: 11	R: 0 E: 0 K: 1 S: 6	H: 0 LOB: 0 BB: 0 P: 10	R: 0 E: 0 K: 1 S: 10	H: 1 LOB: 2 BB: 1 P: 17	R: 0 E: 0 K: 1 S: 6	H: 0 LOB: 0 BB: 0 P: 8	R: 1 E: 0 K: 0 S: 10	H: 1 LOB: 0 BB: 0 P: 14	R: 0 E: 0 K: 1 S: 8	H: 1 LOB: 1 BB: 0 P: 13	R: 0 E: 0 K: 0 S: 7	H: 0 LOB: 0 BB: 0 P: 11	R: 5 E: 0 K: 0 S: 17	H: 4 LOB: 1 BB: 2 P: 39	R: 3 E: 1 K: 2 S: 14	H: 3 LOB: 1 BB: 0 P: 22	1B: 5 2B: 4 3B: 0 HR: 2	SF: 0 SAC: 0 DP: 0 HBP: 0	WP: 0 PB: 0 CS: 3	PA: 42			
PITCHER	IP	WLS	BF	H	R	ER	SO	BB	IBB	HBP	BLK	WP	HR	S	P	ERA	WHIP								
Javier Vazquez, R ERA: 4.1	(1, 1)	7.1	L	29	6	5	5	4	2	0	0	0	2	59	100	6.14	1.091								
Paul Quantrill, R ERA: 3.74	(8, 1)	0.1		5	2	3	3	0	0	2	0	0	0	7	19	81.00	6.000								
Scott Proctor, R ERA: 7.36	(8, 1)	1.1		8	3	3	1	2	0	0	0	0	0	16	26	6.75	2.250								

Batter	1	2	3	4	5	6	7	8	9	AB	R	H	RBI	BB	SO	LOB	BOTTOM								
Kenny Lofton, L OBP: 0.352, SLG: 0.386	1-0 G6-3		0-1 2B 13 SF7 1B		0-0 SF8		1-0 L7		0-0 G4-3	4	1	1	1	0	0	1	Anaheim Angels @ New York Yankees Yankee Stadium, Bronx, NY Wed May 12 2004, 7:05 PM EDT Att: 49,954 - Unknown - 68 F livebaseballscorecards.com								
2 Derek Jeter, R OBP: 0.272, SLG: 0.295	2-2 F9		0-0 BB 1B		3-1 BB 1B			1-3 K		4	0	2	0	0	1	0									
13 Alex Rodriguez, R OBP: 0.372, SLG: 0.496	3-1 BB 1B		1-0 SF7		1-1 L8			3-2 E1 1B		3	0	1	1	0	0	1									
25 Jason Giambi, L OBP: 0.420, SLG: 0.558	2-1 P5		3-1 K		2-2 BB 1B			2-2 F7		4	0	1	0	0	1	3									
Gary Sheffield, R OBP: 0.383, SLG: 0.395		0-1 G6-3		1-0 G1-3				0-1 K	1-2 FC5-4 1B	4	0	1	0	0	1	1									
20 Jorge Posada, S OBP: 0.424, SLG: 0.656 John Flaherty, R OBP: 0.158, SLG: 0.211		4-2 BB FC4-6 BB		1-1 E5 55 CS				2-1 L9	1-1 FC5-4	0	0	0	0	1	0	0									
55 Hideki Matsui, L OBP: 0.394, SLG: 0.412		2-0 FC4-6 1-2		3-3 K				2-1 P5	0-0 G3	4	0	0	0	0	1	3									
Bernie Williams, S OBP: 0.293, SLG: 0.269		2-2 P6		2-2 SH1-3 SF8 2B				3-2 F7	1-0 E7 G6-3	4	1	1	0	0	0	1									
Miguel Cairo, R OBP: 0.326, SLG: 0.432			2-2 G6-3		0-0 SH1-3			2-2 G6-3	1-1 G6-3	3	0	0	0	0	0	1									
Inning Stats	R: 0 E: 0 K: 0 S: 9	H: 1 LOB: 1 BB: 0 P: 17	R: 0 E: 0 K: 0 S: 9	H: 0 LOB: 1 BB: 1 P: 17	R: 1 E: 0 K: 1 S: 13	H: 2 LOB: 1 BB: 0 P: 18	R: 0 E: 1 K: 1 S: 7	H: 0 LOB: 1 BB: 0 P: 12	R: 1 E: 0 K: 0 S: 9	H: 2 LOB: 1 BB: 0 P: 15	R: 0 E: 0 K: 1 S: 12	H: 1 LOB: 0 BB: 0 P: 21	R: 0 E: 0 K: 0 S: 8	H: 0 LOB: 0 BB: 0 P: 14	R: 0 E: 1 K: 1 S: 13	H: 1 LOB: 2 BB: 0 P: 20	R: 0 E: 1 K: 0 S: 5	H: 0 LOB: 1 BB: 0 P: 7	1B: 5 2B: 3 3B: 0 HR: 0	SF: 2 SAC: 1 DP: 1 HBP: 0	WP: 0 PB: 0 CS: 1	PA: 37			
PITCHER	IP	WLS	BF	H	R	ER	SO	BB	IBB	HBP	BLK	WP	HR	S	P	ERA	WHIP								
Aaron Sele, R ERA: 3.62	(1, 1)	6.0		25	6	2	2	3	1	0	0	0	0	59	100	3.00	1.167								
Ben Weber, R ERA: 6.61	(7, 1)	1.0	H	3	0	0	0	0	0	0	0	0	0	8	14	0.00	0.000								
62 Scot Shields, R ERA: 4.15	(8, 1)	1.0		5	1	0	0	1	0	0	0	0	0	13	20	0.00	1.000								
Ramon Ortiz, R ERA: 8.87	(9, 1)	1.0		4	0	0	0	0	0	0	0	0	0	5	7	0.00	0.000								

Batter	1	2	3	4	5	6	7	8	9	AB	R	H	RBI	BB	SO	LOB	TOP				
David Eckstein, R (1, 6) OBP: 0.302, SLG: 0.270	F7							F7		4	1	2	0	0	0	0					
Alfredo Amezaga, S (1, 4) OBP: 0.190, SLG: 0.150	G6-3		B2-6						G5-3	5	1	1	1	0	1	3					
9 Chone Figgins, S (1, 8) OBP: 0.361, SLG: 0.542	F8		K						G6-3	5	0	1	2	0	1	2					
27 Vladimir Guerrero, R (1, 9) OBP: 0.406, SLG: 0.605		HR							K	4	2	3	1	1	1	0					
Jose Guillen, R (1, 7) OBP: 0.384, SLG: 0.544	F8								G6-3	4	0	0	0	0	0	4					
Bengie Molina, R (1, 10) OBP: 0.326, SLG: 0.500				K					G4-3	4	0	1	0	0	2	2					
José Molina, R (1, 2) OBP: 0.367, SLG: 0.534	F8								F9	4	1	1	1	0	0	2					
Shane Halter, R (1, 5) OBP: 0.254, SLG: 0.391	G5-3								G5-3	4	1	1	2	0	0	1					
39 Robb Quinlan, R (1, 3) OBP: 0.333, SLG: 0.308									F8	3	1	1	0	1	0	0					
Inning Stats	R: 0 E: 0 K: 0 S: 7	H: 0 LOB: 0 BB: 0 P: 11	R: 1 E: 0 K: 0 S: 10	H: 2 LOB: 1 BB: 0 P: 20	R: 0 E: 0 K: 1 S: 9	H: 1 LOB: 1 BB: 0 P: 14	R: 6 E: 0 K: 1 S: 22	H: 7 LOB: 2 BB: 1 P: 33	R: 0 E: 0 K: 1 S: 10	H: 1 LOB: 1 BB: 0 P: 18	R: 0 E: 0 K: 0 S: 6	H: 0 LOB: 1 BB: 1 P: 14	R: 0 E: 0 K: 0 S: 8	H: 0 LOB: 0 BB: 0 P: 10	R: 0 E: 0 K: 1 S: 6	H: 0 LOB: 0 BB: 0 P: 9	1B: 7 2B: 3 3B: 0 HR: 2	SF: 0 SAC: 0 DP: 1 HBP: 1	WP: 0 PB: 0 SB: 0 CS: 0	PA: 40	
PITCHER	IP	WLS	BF	H	R	ER	SO	BB	IBB	HBP	BLK	WP	HR	S	P	ERA	WHIP				
Eric DuBose, L (1, 1) ERA: 5.2	3.2	L	22	10	7	7	2	1	0	1	0	0	2	46	75	17.18	3.000				
Darwin Cubillan, R (4, 1) ERA:	3.1		12	1	0	0	2	1	0	0	0	0	0	25	48	0.00	0.600				
Buddy Groom, L (8, 1) ERA: 1.59	2.0		6	0	0	0	1	0	0	0	0	0	0	14	19	0.00	0.000				

Anaheim Angels @ Baltimore Orioles
 Oriole Park at Camden Yards, Baltimore, MD

Sat May 15 2004, 7:05 PM EDT
 Att: 40,275 - Unknown - 92 F

AB	37
R	7
H	11
RBI	7
BB	2
SO	5
LOB	14



Batter	1	2	3	4	5	6	7	8	9	AB	R	H	RBI	BB	SO	LOB	BOTTOM				
1 Brian Roberts, S (1, 4) OBP: 0.353, SLG: 0.390	B1-3		K						G3	4	0	0	0	0	1	1					
6 Melvin Mora, R (1, 5) OBP: 0.494, SLG: 0.608	G5-3								HR	3	2	1	1	0	0	0					
10 Miguel Tejada, R (1, 6) OBP: 0.395, SLG: 0.523									E5 2B 1B	4	2	2	2	0	0	0					
Rafael Palmeiro, L (1, 3) OBP: 0.413, SLG: 0.483	G6-3								1B 2B	4	0	1	0	0	1	1					
Javy Lopez, R (1, 2) OBP: 0.400, SLG: 0.516		L7							G6-4-3 1B	4	0	1	1	0	0	0					
Luis Matos, R (1, 8) OBP: 0.254, SLG: 0.288	F7								G6-4-3	4	0	0	0	0	1	2					
B.J. Surhoff, L (1, 10) OBP: 0.333, SLG: 0.345									F7	3	0	0	0	0	2	0					
José Bautista, R (1, 9) OBP: 0.333, SLG: 0.273									P3	3	0	1	0	0	0	0					
Jerry Hairston, R (1, 7) OBP: 0.125, SLG: 0.313									G5-3	3	0	0	0	0	0	1					
Inning Stats	R: 0 E: 0 K: 0 S: 7	H: 1 LOB: 1 BB: 0 P: 15	R: 0 E: 0 K: 1 S: 6	H: 0 LOB: 0 BB: 0 P: 7	R: 0 E: 0 K: 1 S: 11	H: 1 LOB: 0 BB: 0 P: 14	R: 2 E: 0 K: 1 S: 13	H: 1 LOB: 0 BB: 0 P: 20	R: 0 E: 0 K: 0 S: 5	H: 0 LOB: 0 BB: 0 P: 6	R: 0 E: 0 K: 1 S: 8	H: 0 LOB: 0 BB: 0 P: 13	R: 0 E: 0 K: 0 S: 8	H: 0 LOB: 0 BB: 0 P: 13	R: 2 E: 1 K: 0 S: 14	H: 3 LOB: 1 BB: 0 P: 19	1B: 2 2B: 2 3B: 0 HR: 2	SF: 0 SAC: 0 DP: 1 HBP: 1	WP: 0 PB: 0 SB: 0 CS: 1	PA: 33	
PITCHER	IP	WLS	BF	H	R	ER	SO	BB	IBB	HBP	BLK	WP	HR	S	P	ERA	WHIP				
Jarrod Washburn, L (1, 1) ERA: 4.68	8.0	W	27	3	2	2	5	0	0	1	0	0	1	67	101	2.25	0.375				
Ben Weber, R (9, 1) ERA: 7.02	0.1		4	2	2	1	0	0	0	0	0	0	1	9	13	27.00	6.000				
Troy Percival, R (9, 1) ERA: 4.05	0.2	S	2	1	0	0	0	0	0	0	0	0	0	5	6	0.00	1.500				

Anaheim Angels @ Baltimore Orioles
 Oriole Park at Camden Yards, Baltimore, MD

Sat May 15 2004, 7:05 PM EDT
 Att: 40,275 - Unknown - 92 F

AB	32
R	4
H	6
RBI	4
BB	0
SO	5
LOB	5



Batter	1	2	3	4	5	6	7	8	9	AB	R	H	RBI	BB	SO	LOB	TOP			
David Eckstein, R (1, 6) OBP: 0.301, SLG: 0.269	F9		1B			G6-3		L7		4	0	1	0	0	0	0	Anaheim Angels @ Baltimore Orioles Oriole Park at Camden Yards, Baltimore, MD Sun May 16 2004, 8:05 PM EDT Att: 25,448 - Cloudy - 82 F			
9 Chone Figgins, S (1, 8) OBP: 0.376, SLG: 0.530	G6-3		1B			K			F7	4	0	1	0	0	1	0				
Jeff DaVanon, S (1, 7) OBP: 0.400, SLG: 0.473	G3		F7			L7			G4-3	4	0	0	0	0	2					
27 Vladimir Guerrero, R (1, 9) OBP: 0.396, SLG: 0.589		G5-3		G5-3			P5		E5	4	0	0	0	0	0					
Jose Guillen, R (1, 10) OBP: 0.381, SLG: 0.532		1B BB		G6-3			K		K	3	0	0	0	1	2	1				
Casey Kotchman, L (1, 3) OBP: 0.360, SLG: 0.391		G4-3 1B		G3-1			1B			3	0	2	0	0	0	0				
Bengie Molina, R (1, 2) OBP: 0.322, SLG: 0.494 Jose Molina, R (3, 2) OBP: 0.355, SLG: 0.517	G4-3				F8		F8			1	0	0	0	0	2					
Shane Halter, R (1, 5) OBP: 0.257, SLG: 0.389				G3-6-1 1B		K		G4-3		3	0	1	0	0	1	0				
Adam Kennedy, L (1, 4) OBP: 0.311, SLG: 0.380			G3-6-1		G3-1		G3			3	0	0	0	0	1					
Inning Stats	R: 0 E: 0 K: 0 S: 8	H: 0 LOB: 0 BB: 0 P: 12	R: 0 E: 0 K: 0 S: 5	H: 1 LOB: 1 BB: 1 P: 10	R: 0 E: 0 K: 0 S: 6	H: 3 LOB: 2 BB: 0 P: 11	R: 0 E: 0 K: 0 S: 5	H: 0 LOB: 0 BB: 0 P: 9	R: 0 E: 0 K: 1 S: 6	H: 0 LOB: 0 BB: 0 P: 7	R: 0 E: 0 K: 1 S: 11	H: 1 LOB: 1 BB: 0 P: 14	R: 0 E: 0 K: 0 S: 9	H: 0 LOB: 0 BB: 0 P: 13	R: 0 E: 1 K: 1 S: 12	H: 0 LOB: 1 BB: 0 P: 15	1B: 5 2B: 0 3B: 0 HR: 0	SF: 0 SAC: 0 DP: 2 HBP: 0	WP: 0 PB: 0 SB: 0 CS: 0	PA: 32
PITCHER Sidney Ponson, R (1, 1) ERA: 5.69	IP: 9.0 WLS: W BF: 32 H: 5 R: 0 ER: 0 SO: 4 BB: 1 IBB: 0 HBP: 0 BLK: 0 WP: 0 HR: 0 S: 70 P: 105 ERA: 0.00 WHIP: 0.667																			

Batter	1	2	3	4	5	6	7	8	9	AB	R	H	RBI	BB	SO	LOB	BOTTOM			
1 Brian Roberts, S (1, 4) OBP: 0.344, SLG: 0.379	F9		K			F8		P5		4	0	0	0	0	1	3	Anaheim Angels @ Baltimore Orioles Oriole Park at Camden Yards, Baltimore, MD Sun May 16 2004, 8:05 PM EDT Att: 25,448 - Cloudy - 82 F			
6 Melvin Mora, R (1, 5) OBP: 0.459, SLG: 0.594	G4-3			10 CS BB	P4		K			3	0	0	0	1	1	3				
10 Miguel Tejada, R (1, 6) OBP: 0.391, SLG: 0.515	F8		G4-3			G6-3		FC5-6 1B		4	0	1	0	0	0	1				
Rafael Palmeiro, L (1, 3) OBP: 0.403, SLG: 0.467		F9		F8		F8		FC5-6 31 FC3-6 1B E		4	1	0	0	0	0	1				
Javy Lopez, R (1, 2) OBP: 0.410, SLG: 0.523		P6			1B 31 1B E		1B		31 FC3-6 1B	4	1	3	0	0	0	0				
31 Jay Gibbons, L (1, 9) OBP: 0.322, SLG: 0.370		1B			E SF7 1B	G3		FC3-6 E		4	1	2	0	0	0	3				
Luis Matos, R (1, 8) OBP: 0.261, SLG: 0.302		F7			E5 1B 1B		G3 1B 2B	E5		4	1	2	0	0	0	2				
Larry Bigbie, L (1, 7) OBP: 0.302, SLG: 0.407			L7				G3	G3		3	0	0	0	1	0	3				
Jerry Hairston, R (1, 10) OBP: 0.158, SLG: 0.333			P4			SF7				2	0	1	2	0	0	0				
Inning Stats	R: 0 E: 0 K: 0 S: 6	H: 0 LOB: 0 BB: 0 P: 9	R: 0 E: 0 K: 0 S: 7	H: 1 LOB: 1 BB: 0 P: 10	R: 0 E: 0 K: 1 S: 13	H: 0 LOB: 0 BB: 0 P: 18	R: 0 E: 0 K: 0 S: 6	H: 0 LOB: 0 BB: 1 P: 14	R: 2 E: 1 K: 0 S: 18	H: 3 LOB: 2 BB: 1 P: 30	R: 0 E: 0 K: 0 S: 11	H: 1 LOB: 1 BB: 0 P: 17	R: 1 E: 0 K: 0 S: 15	H: 2 LOB: 1 BB: 0 P: 21	R: 1 E: 1 K: 0 S: 13	H: 2 LOB: 2 BB: 0 P: 20	1B: 8 2B: 1 3B: 0 HR: 0	SF: 1 SAC: 0 DP: 0 HBP: 0	WP: 1 PB: 0 SB: 0 CS: 1	PA: 35
PITCHER 45 Kelvim Escobar, R (1, 1) ERA: 4.78 Kevin Gregg, R (7, 1) ERA: 1.33	IP: 6.1 WLS: L BF: 27 H: 7 R: 3 ER: 3 SO: 1 BB: 2 IBB: 0 HBP: 0 BLK: 0 WP: 0 HR: 0 S: 67 P: 107 ERA: 4.26 WHIP: 1.421																			

AB	31
R	0
H	5
RBI	0
BB	1
SO	4
LOB	7



AB	32
R	4
H	9
RBI	2
BB	2
SO	2
LOB	16



Batter	1	2	3	4	5	6	7	8	9	AB	R	H	RBI	BB	SO	LOB	TOP										
2 Derek Jeter, R OBP: 0.250, SLG: 0.265	L8		F8	CS HBP				G6-3		3	0	0	1	1	0	0	New York Yankees @ Anaheim Angels Angel Stadium of Anaheim, Anaheim, CA Wed May 19, 2004, 7:05 PM PDT Att: 43,742 - Sunny - 71 F										
Bernie Williams, S OBP: 0.325, SLG: 0.344	G5-3		B1-3	CS	F8	F5		BB 13 2B		4	1	0	0	1	0	3											
13 Alex Rodriguez, R OBP: 0.367, SLG: 0.526	K		25 HR		F9	K		BB 1-H		5	1	2	1	0	2	3											
25 Jason Giambi, L OBP: 0.418, SLG: 0.564		P5	HR		BB			F8		4	1	2	2	1	0	1											
Gary Sheffield, R OBP: 0.391, SLG: 0.393	BB 55 BB		20 1B		F8			G4-3		4	0	1	0	1	1	2											
20 Jorge Posada, S OBP: 0.433, SLG: 0.634	K		1B					G4-3		3	0	1	0	2	1	1											
55 Hideki Matsui, L OBP: 0.390, SLG: 0.441	BB 1-2		K					BB 2 BB		3	1	1	0	2	2	4											
Tony Clark, S OBP: 0.404, SLG: 0.472	BB				G4-3			K		3	0	0	0	2	1	4											
Miguel Cairo, R OBP: 0.317, SLG: 0.404	K							F8		2	0	0	0	0	1	3											
Ruben Sierra, S OBP: 0.349, SLG: 0.487 Enrique Wilson, S OBP: 0.222, SLG: 0.213	K				G6-3			G4-3		0	0	0	0	1	0	0											
Inning Stats	R: 0 E: 0 K: 1 S: 7	H: 0 LOB: 0 BB: 0 P: 11	R: 0 E: 0 K: 2 S: 12	H: 0 LOB: 3 BB: 3 P: 27	R: 2 E: 0 K: 1 S: 16	H: 4 LOB: 2 BB: 0 P: 23	R: 0 E: 0 K: 0 S: 8	H: 0 LOB: 0 BB: 0 P: 15	R: 0 E: 0 K: 0 S: 8	H: 0 LOB: 1 BB: 1 P: 14	R: 1 E: 0 K: 1 S: 15	H: 1 LOB: 3 BB: 3 P: 33	R: 0 E: 0 K: 2 S: 13	H: 1 LOB: 2 BB: 1 P: 21	R: 1 E: 0 K: 0 S: 10	H: 1 LOB: 1 BB: 1 P: 21	R: 0 E: 0 K: 1 S: 10	H: 0 LOB: 2 BB: 2 P: 25	1B: 3 2B: 2 3B: 1 HR: 1	SF: 0 SAC: 0 DP: 0 HBP: 1	WP: 0 PB: 0 SB: 1 CS: 1	PA: 46					
PITCHER	IP	WLS	BF	H	R	ER	SO	BB	IBB	HBP	BLK	WP	HR	S	P	ERA	WHIP										
41 John Lackey, R ERA: 4.83	5.1	L	27	5	3	3	4	6	0	1	0	0	1	56	106	5.06	2.062										
Kevin Gregg, R ERA: 1.29	1.2		8	1	0	0	3	2	0	0	0	0	0	23	38	0.00	1.800										
Ben Weber, R ERA: 6.75	2.0		10	1	1	1	1	3	0	0	0	0	0	20	46	4.50	2.000										

AB 33
R 4
H 7
RBI 4
BB 11
SO 8
LOB 23



Batter	1	2	3	4	5	6	7	8	9	AB	R	H	RBI	BB	SO	LOB	BOTTOM										
David Eckstein, R OBP: 0.322, SLG: 0.290	F8 27 1B		G6-3					BB		3	1	3	0	1	0	0	New York Yankees @ Anaheim Angels Angel Stadium of Anaheim, Anaheim, CA Wed May 19, 2004, 7:05 PM PDT Att: 43,742 - Sunny - 71 F										
9 Chone Figgins, S OBP: 0.347, SLG: 0.486	G6-3		G5-3		G3-6-3			F9		4	0	0	0	0	5												
Jeff DaVanon, S OBP: 0.405, SLG: 0.460	F8		F8					F7		4	0	0	0	0	1	3											
27 Vladimir Guerrero, R OBP: 0.399, SLG: 0.579					G5-3			L8		4	0	1	1	0	0	0											
Jose Guillen, R OBP: 0.374, SLG: 0.517	G3				G4-3			L4		4	0	0	0	0	0	1											
Casey Kotchman, L OBP: 0.294, SLG: 0.290			L7		G3-1			G4-3		4	0	0	0	0	0	0											
José Molina, R OBP: 0.348, SLG: 0.507			G6-3					G4-3		3	1	1	0	0	0	0											
Shane Halter, R OBP: 0.260, SLG: 0.387			F9					K		3	0	1	0	0	1	0											
Adam Kennedy, L OBP: 0.302, SLG: 0.367			G3					G3-1		3	0	1	1	0	0	0											
Inning Stats	R: 1 E: 0 K: 0 S: 13	H: 2 LOB: 1 BB: 0 P: 21	R: 0 E: 0 K: 0 S: 6	H: 0 LOB: 0 BB: 0 P: 10	R: 0 E: 0 K: 0 S: 8	H: 1 LOB: 1 BB: 0 P: 13	R: 0 E: 0 K: 0 S: 3	H: 0 LOB: 0 BB: 0 P: 8	R: 1 E: 0 K: 1 S: 10	H: 4 LOB: 1 BB: 0 P: 16	R: 0 E: 0 K: 1 S: 7	H: 0 LOB: 0 BB: 0 P: 9	R: 0 E: 0 K: 1 S: 7	H: 0 LOB: 0 BB: 0 P: 7	R: 0 E: 0 K: 0 S: 11	H: 0 LOB: 1 BB: 1 P: 19		R: 0 E: 0 K: 0 S: 5	H: 0 LOB: 0 BB: 0 P: 5	1B: 7 2B: 0 3B: 0 HR: 0	SF: 0 SAC: 0 DP: 1 HBP: 0	WP: 0 PB: 0 SB: 0 CS: 0	PA: 33				
PITCHER	IP	WLS	BF	H	R	ER	SO	BB	IBB	HBP	BLK	WP	HR	S	P	ERA	WHIP										
Jon Lieber, R ERA: 4.4	7.2	W	29	7	2	2	2	1	0	0	0	0	0	64	102	2.35	1.043										
Tom Gordon, R ERA: 1.54	0.1	H	1	0	0	0	0	0	0	0	0	0	0	1	1	0.00	0.000										
42 Mariano Rivera, R ERA: 1.13	1.0	S	3	0	0	0	0	0	0	0	0	0	0	5	5	0.00	0.000										

AB 32
R 2
H 7
RBI 2
BB 1
SO 2
LOB 9



Batter	1	2	3	4	5	6	7	8	9	AB	R	H	RBI	BB	SO	LOB	TOP			
2 Derek Jeter, R OBP: 0.254, SLG: 0.287										5	2	2	1	0	1	1	New York Yankees @ Anaheim Angels Angel Stadium of Anaheim, Anaheim, CA Thu May 20 2004, 7:05 PM PDT Att: 43,810 - Sunny - 68 F			
Bernie Williams, S OBP: 0.321, SLG: 0.338										5	0	1	0	0	3	0				
13 Alex Rodriguez, R OBP: 0.363, SLG: 0.519										4	1	1	1	0	2	0				
25 Jason Giambi, L OBP: 0.407, SLG: 0.545										4	0	0	0	0	2	2				
Gary Sheffield, R OBP: 0.393, SLG: 0.403										4	2	2	0	0	0	1				
20 Jorge Posada, S OBP: 0.443, SLG: 0.644										3	0	2	2	1	1	1				
55 Hideki Matsui, L OBP: 0.393, SLG: 0.464										4	1	2	2	0	0	2				
Tony Clark, S OBP: 0.392, SLG: 0.450										4	0	1	0	0	1	3				
Enrique Wilson, S OBP: 0.212, SLG: 0.203										4	0	0	0	0	0	4				
Inning Stats	R: 1 E: 0 K: 0 S: 8	H: 2 LOB: 1 BB: 0 P: 14	R: 0 E: 0 K: 0 S: 7	H: 0 LOB: 1 BB: 1 P: 18	R: 1 E: 0 K: 2 S: 10	H: 1 LOB: 0 BB: 0 P: 16	R: 2 E: 0 K: 1 S: 15	H: 3 LOB: 1 BB: 0 P: 22	R: 2 E: 0 K: 1 S: 10	H: 3 LOB: 1 BB: 0 P: 18	R: 0 E: 0 K: 3 S: 9	H: 0 LOB: 0 BB: 0 P: 14	R: 0 E: 0 K: 1 S: 13	H: 2 LOB: 2 BB: 0 P: 18	R: 0 E: 0 K: 1 S: 8	H: 0 LOB: 0 BB: 0 P: 12	1B: 7 2B: 2 3B: 0 HR: 2	SF: 1 SAC: 0 DP: 0 HBP: 0	WP: 0 PB: 0 SB: 0 CS: 0	PA: 39
PITCHER	IP WLS BF H R ER SO BB IBB HBP BLK WP HR S P ERA WHIP	5.0 L 25 9 6 6 4 1 0 0 0 0 0 2 50 88 10.80 2.000	4.0 14 2 0 0 6 0 0 0 0 0 0 0 39 57 0.00 0.500																	

Batter	1	2	3	4	5	6	7	8	9	AB	R	H	RBI	BB	SO	LOB	BOTTOM					
David Eckstein, R OBP: 0.327, SLG: 0.296										4	1	2	0	0	1	0	New York Yankees @ Anaheim Angels Angel Stadium of Anaheim, Anaheim, CA Thu May 20 2004, 7:05 PM PDT Att: 43,810 - Sunny - 68 F					
9 Chone Figgins, S OBP: 0.352, SLG: 0.487										4	0	2	0	0	1	2						
27 Vladimir Guerrero, R OBP: 0.390, SLG: 0.564										4	0	0	0	0	0	2						
Jose Guillen, R OBP: 0.371, SLG: 0.517										4	1	1	0	0	0	0						
Jeff DaVanon, S OBP: 0.398, SLG: 0.448										4	0	1	0	0	1	1						
Bengie Molina, R OBP: 0.315, SLG: 0.482 Josh Paul, R										2	0	0	0	0	0	1						
Casey Kotchman, L OBP: 0.316, SLG: 0.314										4	0	2	1	0	0	0						
Adam Riggs, R OBP: 0.111, SLG: 0.111										4	0	0	0	0	2	3						
Adam Kennedy, L OBP: 0.303, SLG: 0.366										3	0	1	0	0	2	0						
Inning Stats	R: 0 E: 0 K: 1 S: 10	H: 0 LOB: 0 BB: 0 P: 15	R: 0 E: 0 K: 0 S: 10	H: 0 LOB: 0 BB: 0 P: 17	R: 0 E: 0 K: 2 S: 12	H: 0 LOB: 0 BB: 0 P: 15	R: 1 E: 0 K: 0 S: 8	H: 2 LOB: 0 BB: 0 P: 11	R: 0 E: 0 K: 1 S: 8	H: 2 LOB: 1 BB: 0 P: 11	R: 0 E: 0 K: 2 S: 13	H: 1 LOB: 1 BB: 0 P: 17	R: 0 E: 0 K: 0 S: 7	H: 0 LOB: 0 BB: 0 P: 15	R: 0 E: 0 K: 0 S: 13	H: 2 LOB: 2 BB: 0 P: 20	R: 1 E: 0 K: 1 S: 13	H: 2 LOB: 2 BB: 1 P: 22	1B: 8 2B: 1 3B: 0 HR: 0	SF: 0 SAC: 0 DP: 2 HBP: 0	WP: 0 PB: 0 SB: 0 CS: 0	PA: 35
PITCHER	IP WLS BF H R ER SO BB IBB HBP BLK WP HR S P ERA WHIP	7.2 W 28 7 1 1 6 1 0 0 0 0 0 0 15 25 6.75 2.250																				

Batter	1	2	3	4	5	6	7	8	9	AB	R	H	RBI	BB	SO	LOB	TOP										
1 Brian Roberts, S OBP: 0.335, SLG: 0.360										4	0	1	0	1	1	0	Baltimore Orioles @ Anaheim Angels Angel Stadium of Anaheim, Anaheim, CA Fri May 21 2004, 7:05 PM PDT Att: 43,557 - Sunny - 66 F										
Jerry Hairston, R OBP: 0.242, SLG: 0.344 B.J. Surhoff, L OBP: 0.328, SLG: 0.339										4	1	2	0	0	0	2											
6 Melvin Mora, R OBP: 0.472, SLG: 0.613										5	1	2	0	0	1	5											
10 Miguel Tejada, R OBP: 0.374, SLG: 0.490										3	0	2	1	1	0	0											
Javy Lopez, R OBP: 0.385, SLG: 0.483										4	0	1	1	0	0	3											
31 Jav Gibbons, L OBP: 0.327, SLG: 0.408										4	1	1	1	0	1	2											
Luis Matos, R OBP: 0.279, SLG: 0.347										4	0	0	0	0	1	1											
Larry Bigbie, L OBP: 0.310, SLG: 0.425										4	0	1	0	0	1	0											
Luis Lopez, S OBP: 0.182, SLG: 0.100 Rafael Palmeiro, L OBP: 0.381, SLG: 0.429										3	0	1	0	0	0	0											
Inning Stats	R: 2 E: 0 K: 1 S: 14	H: 3 LOB: 1 BB: 0 P: 22	R: 0 E: 0 K: 1 S: 9	H: 0 LOB: 0 BB: 0 P: 13	R: 0 E: 0 K: 0 S: 11	H: 1 LOB: 2 BB: 1 P: 24	R: 1 E: 0 K: 0 S: 7	H: 1 LOB: 0 BB: 0 P: 13	R: 0 E: 0 K: 0 S: 12	H: 0 LOB: 2 BB: 0 P: 15	R: 0 E: 0 K: 1 S: 11	H: 2 LOB: 2 BB: 0 P: 16	R: 0 E: 0 K: 2 S: 13	H: 1 LOB: 1 BB: 1 P: 17	R: 0 E: 0 K: 1 S: 13	H: 1 LOB: 2 BB: 1 P: 23	1B: 7 2B: 3 3B: 0 HR: 1	SF: 0 SAC: 0 DP: 0 HBP: 0	WP: 0 PB: 0 SB: 0 CS: 0	PA: 39							
PITCHER	IP	WLS	BF	H	R	ER	SO	BB	IBB	HBP	BLK	WP	HR	S	P	ERA	WHIP										
Jarrod Washburn, L ERA: 4.61	6.2		29	9	3	3	2	1	0	0	0	0	1	68	110	4.05	1.500										
62 Scott Shields, R ERA: 3.56	1.1	W	5	1	0	0	3	0	0	0	0	0	0	16	22	0.00	0.750										
Troy Percival, R ERA: 3.52	1.0	S	5	1	0	0	1	1	0	0	0	0	0	13	23	0.00	2.000										

AB	37
R	3
H	11
RBI	3
BB	2
SO	6
LOB	16



Batter	1	2	3	4	5	6	7	8	9	AB	R	H	RBI	BB	SO	LOB	BOTTOM										
David Eckstein, R OBP: 0.325, SLG: 0.295										4	0	1	0	0	0	2	Baltimore Orioles @ Anaheim Angels Angel Stadium of Anaheim, Anaheim, CA Fri May 21 2004, 7:05 PM PDT Att: 43,557 - Sunny - 66 F										
Alfredo Amezaga, S OBP: 0.208, SLG: 0.174 Adam Kennedy, L OBP: 0.308, SLG: 0.371										3	0	1	0	0	0	1											
9 Chone Figgins, S OBP: 0.349, SLG: 0.479										4	1	1	0	0	2	3											
27 Vladimir Guerrero, R OBP: 0.387, SLG: 0.557										4	1	1	1	0	1	0											
Jose Guillen, R OBP: 0.374, SLG: 0.516										4	1	2	2	0	0	0											
José Molina, R OBP: 0.342, SLG: 0.493										4	0	1	1	0	1	1											
Shane Halter, R OBP: 0.247, SLG: 0.367										4	0	0	0	0	2	2											
Adam Riggs, R OBP: 0.167, SLG: 0.250 Casey Kotchman, L OBP: 0.316, SLG: 0.314 Bengie Molina, R OBP: 0.311, SLG: 0.476										3	1	1	0	0	0	0											
39 Robb Quinlan, R OBP: 0.474, SLG: 0.500										3	0	3	1	1	0	0											
Inning Stats	R: 0 E: 0 K: 1 S: 9	H: 0 LOB: 0 BB: 0 P: 14	R: 0 E: 0 K: 1 S: 7	H: 1 LOB: 1 BB: 0 P: 9	R: 0 E: 0 K: 0 S: 6	H: 0 LOB: 1 BB: 1 P: 16	R: 0 E: 0 K: 2 S: 8	H: 0 LOB: 0 BB: 0 P: 12	R: 1 E: 0 K: 1 S: 18	H: 4 LOB: 3 BB: 0 P: 26	R: 0 E: 0 K: 1 S: 5	H: 0 LOB: 0 BB: 0 P: 8	R: 0 E: 0 K: 0 S: 8	H: 1 LOB: 1 BB: 0 P: 15	R: 4 E: 0 K: 1 S: 20	H: 6 LOB: 2 BB: 0 P: 28	1B: 10 2B: 2 3B: 0 HR: 0	SF: 0 SAC: 0 DP: 0 HBP: 0	WP: 0 PB: 0 SB: 2 CS: 1	PA: 36							
PITCHER	IP	WLS	BF	H	R	ER	SO	BB	IBB	HBP	BLK	WP	HR	S	P	ERA	WHIP										
Eric DuBose, L ERA: 4.67	7.0		28	6	1	1	6	1	0	0	0	0	0	61	100	1.29	1.000										
Mike DeJean, R ERA: 7.5	0.0	L	3	3	3	3	0	0	0	0	0	0	0	5	6	∞	∞										
Darwin Cubillan, R ERA: 2.45	0.1	B	3	2	1	1	0	0	0	0	0	0	0	6	7	27.00	6.000										
B.J. Ryan, L ERA: 1.57	0.2		2	1	0	0	1	0	0	0	0	0	0	9	15	0.00	1.500										

AB	35
R	5
H	12
RBI	5
BB	1
SO	7
LOB	10



Batter	1	2	3	4	5	6	7	8	9	10	AB	R	H	RBI	BB	SO	LOB	TOP				
David Eckstein, R OBP: 0.329, SLG: 0.304	F9	P3		K		G6-3		1B			5	0	1	0	0	1	3	Anaheim Angels @ Toronto Blue Jays SkyDome, Toronto, ON Mon May 24 2004, 7:05 PM EDT Att: 15,301 - Unknown - 66 F				
9 Chone Figgins, S OBP: 0.348, SLG: 0.488	G6-3		F7	2B		CS		F8			5	1	2	0	0	0	1					
27 Vladimir Guerrero, R OBP: 0.397, SLG: 0.603	G6-3		HR	1B		L4		K			5	1	2	2	0	1	1					
Jose Guillen, R OBP: 0.386, SLG: 0.533		F8 1B HBP		K				4-5-3 BB			2	2	1	1	2	1	1					
Jeff DaVanon, S OBP: 0.426, SLG: 0.466	HBP 1B		HR			CS		F9		L5-3	4	1	2	1	1	0	1					
Benjie Molina, R OBP: 0.313, SLG: 0.462	B3		FC6-5 1B	FC5-4		G3-6-3 1B				G6-3	5	0	2	0	0	0	4					
Casey Kotchman, L OBP: 0.314, SLG: 0.298	F8		FC6-5 1B			G3-6-3 1B				G4-3	5	0	1	0	0	1	3					
Alfredo Amezaga, S OBP: 0.241, SLG: 0.185	HBP		FC6-5			G6-3 1B		K		F8	4	0	1	0	0	1	2					
Adam Kennedy, L OBP: 0.312, SLG: 0.373	HBP		G5-3			G6-3		K			3	0	0	1	0	1	3					
Inning Stats	R: 0 E: 0 K: 1 S: 7	H: 0 LOB: 0 BB: 0 P: 11	R: 1 E: 0 K: 0 S: 9	H: 1 LOB: 3 BB: 1 P: 21	R: 3 E: 0 K: 0 S: 12	H: 5 LOB: 2 BB: 0 P: 19	R: 1 E: 0 K: 2 S: 15	H: 2 LOB: 2 BB: 1 P: 26	R: 0 E: 0 K: 1 S: 7	H: 1 LOB: 0 BB: 0 P: 9	R: 0 E: 0 K: 0 S: 9	H: 1 LOB: 1 BB: 0 P: 14	R: 0 E: 0 K: 2 S: 11	H: 1 LOB: 1 BB: 0 P: 17	R: 0 E: 0 K: 1 S: 9	H: 0 LOB: 0 BB: 1 P: 15	R: 0 E: 0 K: 0 S: 8		H: 0 LOB: 0 BB: 0 P: 14	1B: 7 2B: 2 3B: 1 HR: 3	SF: 0 SAC: 0 DP: 3 HBP: 3	WP: 0 PB: 0 SB: 2 CS: 1
PITCHER	IP	WLS	BF	H	R	ER	SO	BB	IBB	HBP	BLK	WP	HR	S	P	ERA	WHIP					
Justin Miller, R ERA: 4.04	5.2		31	10	5	5	3	2	0	0	0	0	0	3	57	97	7.94	2.118				
Jason Kershner, L ERA: 4.5	1.1		3	1	0	0	0	0	0	0	0	0	0	7	9	0.00	0.750					
Terry Adams, R ERA: 4.74	1.0		4	1	0	0	2	0	0	0	0	0	0	11	17	0.00	1.000					
54 Jason Frasor, R ERA: 0.86	2.0	W	6	0	0	0	1	1	0	0	0	0	0	17	29	0.00	0.500					

AB	38
R	5
H	12
RBI	5
BB	3
SO	6
LOB	19



Batter	1	2	3	4	5	6	7	8	9	10	AB	R	H	RBI	BB	SO	LOB	BOTTOM				
3 Reed Johnson, R OBP: 0.344, SLG: 0.428	G5-3	G4-3		2B		K		K			5	1	1	1	0	2	5	Anaheim Angels @ Toronto Blue Jays SkyDome, Toronto, ON Mon May 24 2004, 7:05 PM EDT Att: 15,301 - Unknown - 66 F				
Frank Menechino, R OBP: 0.281, SLG: 0.294	K		K	2B				F9		F8	5	0	1	1	0	2	0					
10 Vernon Wells, R OBP: 0.359, SLG: 0.429	P4		9 FC1-4-6 BB	G6-3				CS BB		K	4	0	1	0	1	1	1					
Carlos Delgado, L OBP: 0.335, SLG: 0.394		9 2B HBP		F7				1 SAFE G3		K	0	1	0	0	1	0	0					
Dave Berg, R OBP: 0.171, SLG: 0.121		9 2B HBP		BB				1 SAFE 1 SAFE 1 SAFE		K	3	0	0	0	0	1	1					
9 Gregg Zaun, S OBP: 0.535, SLG: 0.622		1B SF8		FC1-4-6 FC4-6		K		1B SH3		BB	4	2	2	0	1	1	2					
Chris Gomez, R OBP: 0.357, SLG: 0.360	P3		2B	FC4-6		L3		SH3		FC6-4 BB	4	1	0	0	0	0	5					
Eric Hinske, L OBP: 0.290, SLG: 0.323		1B BB		G6-3		F9		3 PB 1B		1B BB	3	0	1	0	2	0	0					
Josh Phelps, R OBP: 0.297, SLG: 0.368				F9		G6-3		3 PB 1B		F9	5	0	2	2	0	0	2					
Simon Pond, L OBP: 0.278, SLG: 0.355	SF8			3 2B		HBP		K		1B	3	1	2	2	0	1	2					
Inning Stats	R: 0 E: 0 K: 1 S: 7	H: 0 LOB: 0 BB: 0 P: 8	R: 2 E: 0 K: 0 S: 15	H: 2 LOB: 2 BB: 1 P: 28	R: 0 E: 0 K: 1 S: 14	H: 1 LOB: 2 BB: 1 P: 19	R: 2 E: 0 K: 0 S: 11	H: 3 LOB: 1 BB: 0 P: 17	R: 0 E: 0 K: 1 S: 9	H: 0 LOB: 0 BB: 0 P: 14	R: 0 E: 0 K: 0 S: 6	H: 0 LOB: 0 BB: 1 P: 11	R: 1 E: 0 K: 2 S: 14	H: 3 LOB: 2 BB: 0 P: 22	R: 0 E: 0 K: 2 S: 11	H: 0 LOB: 0 BB: 0 P: 14	R: 1 E: 0 K: 0 S: 12	H: 1 LOB: 2 BB: 2 P: 24	1B: 6 2B: 4 3B: 0 HR: 0	SF: 1 SAC: 1 DP: 0 HBP: 2	WP: 0 PB: 1 SB: 0 CS: 1	PA: 45
PITCHER	IP	WLS	BF	H	R	ER	SO	BB	IBB	HBP	BLK	WP	HR	S	P	ERA	WHIP					
41 John Lackey, R ERA: 4.98	5.2		27	6	4	4	3	2	0	2	0	0	0	0	62	97	6.35	1.412				
Kevin Gregg, R ERA: 1.16	1.1	H	4	0	0	0	1	1	0	0	0	0	0	9	15	0.00	0.750					
Francisco Rodriguez, R ERA: 0.73	1.0	B	6	3	1	1	2	0	0	0	0	0	0	14	22	9.00	3.000					
62 Scot Shields, R ERA: 3.31	1.0		3	0	0	0	2	0	0	0	0	0	0	11	14	0.00	0.000					
Ben Weber, R ERA: 0.98	0.2	L	5	1	1	1	0	2	0	0	0	0	0	12	24	13.50	4.500					

AB	36
R	6
H	10
RBI	6
BB	5
SO	8
LOB	18



Batter	1	2	3	4	5	6	7	8	9	AB	R	H	RBI	BB	SO	LOB	TOP										
David Eckstein, R (1, 6) OBP: 0.335, SLG: 0.313	K2-3		G6-3			K			FC6-4 1B	4	0	1	0	0	2	0	Anaheim Angels @ Toronto Blue Jays SkyDome, Toronto, ON Thu May 27 2004, 7:05 PM EDT Att: 14,773 - Dome - 68 F										
9 Chone Figgins, S (1, 8) OBP: 0.333, SLG: 0.464	27 1B		K			F8			F8	4	0	1	0	0	1	1											
27 Vladimir Guerrero, R (1, 9) OBP: 0.391, SLG: 0.594	G6-4-3 1B		K			G5-3			FC6-4 E 1-2	4	1	1	0	0	1	1											
Jose Guillen, R (1, 10) OBP: 0.375, SLG: 0.526	G6-4-3 1-2				G5-3		L3		E5 1B 1-H	4	1	0	0	0	2												
Jeff DaVanon, S (1, 7) OBP: 0.404, SLG: 0.464		G6-3 BB		K		G4-3			2H 1B	3	0	1	1	1	1	0											
Casey Kotchman, L (1, 3) OBP: 0.305, SLG: 0.296	G6-3 1-2			L6		G1			F7	4	0	0	0	0	2												
Shane Halter, R (1, 5) OBP: 0.272, SLG: 0.432	G6-3 2-3				G6-3			G6-3		3	0	0	0	0	1												
Jose Molina, R (1, 2) OBP: 0.325, SLG: 0.455				K		P3				2	0	0	0	1	1	0											
Adam Kennedy, L (1, 4) OBP: 0.304, SLG: 0.362			K		F8		B5-3			3	0	0	0	0	1	2											
Inning Stats	R: 0 E: 0 K: 1 S: 7	H: 2 LOB: 1 BB: 0 P: 8	R: 0 E: 0 K: 1 S: 9	H: 0 LOB: 2 BB: 2 P: 19	R: 0 E: 0 K: 2 S: 11	H: 0 LOB: 0 BB: 0 P: 17	R: 0 E: 0 K: 1 S: 8	H: 0 LOB: 0 BB: 0 P: 12	R: 0 E: 0 K: 1 S: 6	H: 0 LOB: 0 BB: 0 P: 9	R: 0 E: 0 K: 1 S: 10	H: 0 LOB: 0 BB: 0 P: 13	R: 0 E: 0 K: 0 S: 5	H: 0 LOB: 0 BB: 0 P: 9	R: 0 E: 0 K: 0 S: 8	H: 0 LOB: 0 BB: 0 P: 13	R: 2 E: 1 K: 0 S: 10	H: 2 LOB: 1 BB: 0 P: 11	1B: 4 2B: 0 3B: 0 HR: 0	SF: 0 SAC: 0 DP: 1 HBP: 0	WP: 0 PB: 0 SB: 0 CS: 0	PA: 33					
PITCHER	IP	WLS	BF	H	R	ER	SO	BB	IBB	HBP	BLK	WP	HR	S	P	ERA	WHIP										
32 Roy Halladay, R (1, 1) ERA: 3.58	8.2	W	32	4	2	0	7	2	0	0	0	0	0	73	110	0.00	0.692										
54 Jason Frasor, R (9, 1) ERA: 0.64	0.1	S	1	0	0	0	0	0	0	0	0	0	0	1	1	0.00	0.000										

Batter	1	2	3	4	5	6	7	8	9	AB	R	H	RBI	BB	SO	LOB	BOTTOM										
3 Reed Johnson, R (1, 7) OBP: 0.349, SLG: 0.429	FC3-6 1B		G5-3		FC6-4 1-2					4	1	2	1	0	0	1	Anaheim Angels @ Toronto Blue Jays SkyDome, Toronto, ON Thu May 27 2004, 7:05 PM EDT Att: 14,773 - Dome - 68 F										
Frank Menechino, R (1, 4) OBP: 0.303, SLG: 0.328	FC3-6 10 G6-3 1-2			G1-3		FC6-5 BB			3H 3B	3	0	1	2	1	0	1											
10 Vernon Wells, R (1, 8) OBP: 0.358, SLG: 0.438	G6-3 1-2			G5-3		F9			G5-3	4	0	0	0	0	3												
Carlos Delgado, L (1, 3) OBP: 0.340, SLG: 0.404		P5			9 1B BB	FC6-5 9 FC6-4 1-2			F9 9 1B BB	2	0	0	0	2	0	1											
9 Gregg Zaun, S (1, 2) OBP: 0.519, SLG: 0.587		K			3-1 1B	FC6-4 1-2			F9 1B	4	0	2	0	0	1	1											
Josh Phelps, R (1, 10) OBP: 0.306, SLG: 0.371				F8					F9	4	0	1	0	0	1	4											
15 Alex Rios, R (1, 9) OBP: 0.250, SLG: 0.250		FC6			E5 3 FC6-4 1-2				F9	4	1	1	0	0	3												
Chris Gomez, R (1, 6) OBP: 0.352, SLG: 0.348				F9					F9	4	0	1	0	0	3												
Dave Berg, R (1, 5) OBP: 0.158, SLG: 0.111				F9					F9	3	1	0	0	0	3												
Inning Stats	R: 0 E: 0 K: 0 S: 7	H: 1 LOB: 0 BB: 0 P: 12	R: 0 E: 0 K: 1 S: 9	H: 1 LOB: 1 BB: 0 P: 13	R: 0 E: 0 K: 0 S: 8	H: 0 LOB: 0 BB: 0 P: 11	R: 0 E: 0 K: 0 S: 8	H: 1 LOB: 2 BB: 1 P: 18	R: 0 E: 1 K: 0 S: 8	H: 0 LOB: 1 BB: 0 P: 13	R: 0 E: 0 K: 0 S: 10	H: 0 LOB: 1 BB: 1 P: 16	R: 3 E: 0 K: 1 S: 17	H: 4 LOB: 1 BB: 0 P: 22	R: 0 E: 0 K: 0 S: 13	H: 1 LOB: 2 BB: 1 P: 19	1B: 7 2B: 0 3B: 1 HR: 0	SF: 0 SAC: 0 DP: 1 HBP: 0	WP: 0 PB: 0 SB: 0 CS: 0	PA: 35							
PITCHER	IP	WLS	BF	H	R	ER	SO	BB	IBB	HBP	BLK	WP	HR	S	P	ERA	WHIP										
Jarrod Washburn, L (1, 1) ERA: 4.52	7.0	L	32	8	3	3	2	3	0	0	0	0	0	73	116	3.86	1.571										
Ramon Ortiz, R (8, 1) ERA: 7.22	1.0		3	0	0	0	0	0	0	0	0	0	0	7	8	0.00	0.000										

AB	31
R	2
H	4
RBI	1
BB	2
SO	7
LOB	9

AB	32
R	3
H	8
RBI	3
BB	3
SO	2
LOB	20



Batter	1	2	3	4	5	6	7	8	9	AB	R	H	RBI	BB	SO	LOB	TOP							
David Eckstein, R OBP: 0.332, SLG: 0.316	2-1 27 1B 2B		1-1 F8		2-2 FC5-4 1-2		2-3 K		3-2 F8	5	1	1	0	0	1	2								
9 Chone Figgins, S OBP: 0.325, SLG: 0.451	0-0 B1		2-2 F8		2-3 K		1-2 F8			4	0	0	0	0	1	3								
27 Vladimir Guerrero, R OBP: 0.393, SLG: 0.592	0-0 G6-4-3 2-H 1B		2-1 FC6-4 1B			0-2 F8		1-0 G6-3		4	0	2	1	0	0	0								
Jose Guillen, R OBP: 0.378, SLG: 0.542	2-2 G6-4-3 1-2		2-1 FC6-4 1-2			2-1 F7 2B 1B		3-1 HR		4	2	2	1	0	0	2								
Jeff DaVanon, S OBP: 0.407, SLG: 0.466		1-0 1B 1B		3-2 G4-3		1-1 F7 1-2		2-0 1B		4	0	2	0	0	0	1								
Alfredo Amezaga, S OBP: 0.241, SLG: 0.185										0	0	0	0	0	0	0								
Bengie Molina, R OBP: 0.308, SLG: 0.455		2-2 1B 1-2		0-0 G6-3		0-0 2B		1-1 F8		4	0	2	1	0	0	1								
Casey Kotchman, L OBP: 0.286, SLG: 0.276		0-0 F5		3-2 G6-3		1-0 G4-3		0-0 P5		4	0	0	0	0	0	4								
Adam Riggs, R OBP: 0.188, SLG: 0.200		0-3 K				2-2 F8		4-2 SH5-4 BB		3	0	0	0	1	2	2								
Adam Kennedy, L OBP: 0.305, SLG: 0.362		1-0 F7				2-2 FC5-4 1B		0-1 SH5-4		3	0	1	0	0	0	2								
Inning Stats	R: 1 E: 0 K: 0 S: 7	H: 2 LOB: 0 BB: 0 P: 11	R: 0 E: 0 K: 1 S: 12	H: 2 LOB: 2 BB: 0 P: 16	R: 0 E: 0 K: 0 S: 9	H: 1 LOB: 1 BB: 0 P: 16	R: 0 E: 0 K: 0 S: 7	H: 0 LOB: 0 BB: 0 P: 13	R: 0 E: 0 K: 1 S: 13	H: 1 LOB: 1 BB: 0 P: 21	R: 1 E: 0 K: 0 S: 9	H: 2 LOB: 1 BB: 0 P: 13	R: 0 E: 0 K: 1 S: 10	H: 0 LOB: 1 BB: 1 P: 17	R: 1 E: 0 K: 0 S: 7	H: 2 LOB: 1 BB: 0 P: 13	R: 0 E: 0 K: 1 S: 11	H: 0 LOB: 0 BB: 0 P: 16	1B: 7 2B: 2 3B: 0 HR: 1	SF: 0 SAC: 1 DP: 1 HBP: 0	WP: 0 PB: 0 SB: 0 CS: 0	PA: 37		
PITCHER	IP WLS BF H R ER SO BB IBB HBP BLK WP HR S P ERA WHIP	7.0 29 8 2 2 3 1 0 0 0 0 0 0 67 107 2.57 1.286	0.1 3 2 1 1 0 0 0 0 0 0 0 1 4 10 27.00 6.000	0.2 2 0 0 0 0 0 0 0 0 0 0 3 3 0.00 0.000	1.0 W 3 0 0 0 1 0 0 0 0 0 0 11 16 0.00 0.000																			

Anaheim Angels @ Chicago White Sox
U.S. Cellular Field, Chicago, IL
Fri May 28 2004, 8:05 PM EDT
Att: 21,163 - Sunny - 58 F

AB	35
R	3
H	10
RBI	3
BB	1
SO	4
LOB	17



Batter	1	2	3	4	5	6	7	8	9	AB	R	H	RBI	BB	SO	LOB	BOTTOM						
Willie Harris, L OBP: 0.360, SLG: 0.356	2-2 G3		0-0 1B S 2-H 1B		0-3 K2-3		1-1 P2		3-3 K	5	0	1	0	0	2	3							
5 Juan Uribe, R OBP: 0.396, SLG: 0.568	3-2 L7		1-0 F9		0-1 B1-3		4-2 S BB		2-2 14 1B 3B	4	1	1	0	1	0	1							
Frank Thomas, R OBP: 0.457, SLG: 0.566	3-2 P3		3-2 1-3 1B			3-2 F9		4-2 1-2 BB		3	0	1	0	2	0	0							
Carlos Lee, R OBP: 0.364, SLG: 0.425		3-2 2B	0-0 G3			2-1 14 S HR 1B		2-1 P6		5	1	2	0	0	0	7							
Jose Valentin, S OBP: 0.336, SLG: 0.528		2-3 K		4-0 FC6-4 BB		0-2 F8		0-0 14 1B 1B		3	1	1	0	2	1	2							
14 Paul Konerko, R OBP: 0.376, SLG: 0.487		0-0 F9		2-3 K		0-1 HR		0-0 WP FC6-2 1B		5	1	3	3	0	1	2							
Aaron Rowand, R OBP: 0.308, SLG: 0.473		4-2 BB		1-1 FC6-4 24 S		0-1 P3		3-2 WP 1B		2	0	0	0	1	0	1							
Timo Perez, L OBP: 0.284, SLG: 0.359				1-2 1-2				1-2 3-H 1B		1	0	1	1	0	0	0							
24 Joe Crede, R OBP: 0.241, SLG: 0.385		0-0 P6		1-2 F8				3-3 K		3	0	0	0	0	1	3							
Ross Gload, L OBP: 0.311, SLG: 0.393				1-2 F8				1-2 2-3 1B		1	0	0	0	0	1	2							
Miguel Olivo, R OBP: 0.333, SLG: 0.548			1-2 1B 2B					2-0 FC6-2		4	0	2	0	0	0	2							
Inning Stats	R: 0 E: 0 K: 0 S: 10	H: 0 LOB: 0 BB: 0 P: 18	R: 0 E: 0 K: 1 S: 12	H: 1 LOB: 2 BB: 1 P: 21	R: 0 E: 0 K: 0 S: 12	H: 3 LOB: 2 BB: 0 P: 17	R: 0 E: 0 K: 1 S: 11	H: 0 LOB: 1 BB: 1 P: 19	R: 0 E: 0 K: 1 S: 6	H: 0 LOB: 0 BB: 0 P: 6	R: 2 E: 0 K: 0 S: 13	H: 2 LOB: 0 BB: 0 P: 18	R: 0 E: 0 K: 1 S: 16	H: 1 LOB: 3 BB: 2 P: 30	R: 1 E: 0 K: 2 S: 16	H: 3 LOB: 2 BB: 0 P: 27	R: 1 E: 0 K: 0 S: 7	H: 2 LOB: 3 BB: 2 P: 20	1B: 7 2B: 2 3B: 2 HR: 1	SF: 0 SAC: 0 DP: 0 HBP: 0	WP: 1 PB: 0 SB: 4 CS: 0	PA: 42	
PITCHER	IP WLS BF H R ER SO BB IBB HBP BLK WP HR S P ERA WHIP	6.2 30 7 2 2 4 4 0 0 0 0 1 0 18 31 6.75 2.250	1.1 7 3 1 1 2 0 0 0 0 1 0 18 31 6.75 2.250	0.1 L 5 2 1 1 0 0 2 0 0 0 0 7 20 27.00 6.000																			

Anaheim Angels @ Chicago White Sox
U.S. Cellular Field, Chicago, IL
Fri May 28 2004, 8:05 PM EDT
Att: 21,163 - Sunny - 58 F

AB	36
R	4
H	12
RBI	4
BB	6
SO	6
LOB	23



Batter	1	2	3	4	5	6	7	8	9	AB	R	H	RBI	BB	SO	LOB	TOP			
Mark Bellhorn, S OBP: 0.393, SLG: 0.411	1-1 G5-3		3-1 20 1B 34 SF8 2B	1-2 20 2B 1B		0-0 G4-3			4-1 BB	4	2	2	0	1	0	0	Boston Red Sox @ Anaheim Angels Angel Stadium of Anaheim, Anaheim, CA Wed Jun 02 2004, 7:05 PM PDT Att: 43,205 - Sunny - 72 F			
20 Kevin Youkilis, R OBP: 0.431, SLG: 0.472	2-1 G6-3		1-1 BB	1-0 34 2B 2B		1-0 F8			0-3 K	5	1	2	2	0	1	1				
34 David Ortiz, L OBP: 0.342, SLG: 0.538	1-1 F9		1-1 SF8	1-1 2-H 2B			2-3 K		0-1 L9	4	0	1	2	0	1	1				
Manny Ramirez, R OBP: 0.449, SLG: 0.670		1-2 HR	4-2 BB	4-0 G6-4-3 IBB			3-3 K		1-3 K	3	1	1	1	2	2	1				
Kevin Millar, R OBP: 0.354, SLG: 0.411	1-2 G5-3		2-0 F9	2-2 G6-4-3			0-0 1B			4	0	1	0	0	0	4				
Jason Varitek, S OBP: 0.408, SLG: 0.500	0-1 G5-3			1-0 P3	2-1 G6-3		1-0 P4			4	0	0	0	0	0	1				
Dave McCarty, R OBP: 0.373, SLG: 0.492	4-1 FC4-6 BB			1-1 WP 1B 1B		0-1 F9		4-1 18 4-3 BB		2	1	1	0	2	0	0				
Gabe Kapler, R OBP: 0.264, SLG: 0.290	2-2 FC4-6			0-0 WP 1B 1B		0-0 B1-3		0-0 L3		3	1	1	0	0	0	1				
18 Johnny Damon, L OBP: 0.383, SLG: 0.400	1-2 FC4-6			1-2 WP 1B 1B				1-1 P5		1	0	0	0	0	0	1				
Pokey Reese, R OBP: 0.290, SLG: 0.336			0-1 F8	3-2 1-H 2-H 1B 1B		2-3 K		1-1 P5		4	1	1	2	0	1	0				
Inning Stats	R: 0 E: 0 K: 0 S: 6	H: 0 LOB: 0 BB: 0 P: 10	R: 1 E: 0 K: 0 S: 14	H: 1 LOB: 1 BB: 1 P: 22	R: 1 E: 0 K: 0 S: 11	H: 2 LOB: 2 BB: 1 P: 22	R: 5 E: 0 K: 0 S: 16	H: 6 LOB: 1 BB: 1 P: 29	R: 0 E: 0 K: 1 S: 6	H: 0 LOB: 0 BB: 0 P: 7	R: 0 E: 0 K: 2 S: 8	H: 1 LOB: 1 BB: 0 P: 14	R: 0 E: 0 K: 0 S: 4	H: 0 LOB: 0 BB: 1 P: 9	R: 0 E: 0 K: 2 S: 9	H: 0 LOB: 1 BB: 1 P: 14	1B: 6 2B: 4 3B: 0 HR: 1	SF: 1 SAC: 0 DP: 2 HBP: 0	WP: 1 PB: 0 SB: 0 CS: 0	PA: 40
PITCHER	IP WLS BF H R ER SO	IP WLS BF H R ER SO	IP WLS BF H R ER SO	IP WLS BF H R ER SO	IP WLS BF H R ER SO	IP WLS BF H R ER SO	IP WLS BF H R ER SO	IP WLS BF H R ER SO	IP WLS BF H R ER SO	IP WLS BF H R ER SO	IP WLS BF H R ER SO	IP WLS BF H R ER SO	IP WLS BF H R ER SO	IP WLS BF H R ER SO	IP WLS BF H R ER SO	IP WLS BF H R ER SO	ERA WHIP	ERA WHIP		
Jarrod Washburn, L ERA: 3.24	3.1	22	9	7	7	0	2	1	0	0	1	1	43	77	18.90	3.300				
Ramon Ortiz, R ERA: 6.23	2.2	7	0	0	0	1	0	0	0	0	0	0	15	22	0.00	0.000				
62 Scot Shields, R ERA: 2.95	2.0	7	1	0	0	2	1	0	0	0	0	0	12	23	0.00	1.000				
Francisco Rodriguez, R ERA: 0.62	1.0	4	0	0	0	2	1	0	0	0	0	0	9	14	0.00	1.000				

Batter	1	2	3	4	5	6	7	8	9	AB	R	H	RBI	BB	SO	LOB	BOTTOM			
David Eckstein, R OBP: 0.353, SLG: 0.351	1-1 27 HR 1B		1-1 9 1B 27 2B 1B	1-2 27 SF9 9 1B 1B		1-2 27 HR 9 BB 1B	1-1 9 1B 27 1B 2B		5 4 5 1 0 0 0	Boston Red Sox @ Anaheim Angels Angel Stadium of Anaheim, Anaheim, CA Wed Jun 02 2004, 7:05 PM PDT Att: 43,205 - Sunny - 72 F										
9 Chone Figgins, S OBP: 0.343, SLG: 0.446	0-3 K		1-2 27 2B 1B	1-2 27 2B 1B		4-0 27 HR BB	2-2 27 1B 1B		4 2 3 0 1 1 1											
Alfredo Amezaga, S OBP: 0.233, SLG: 0.179			1-2 27 2B 1B	1-2 27 2B 1B		1-2 27 HR BB	2-3 27 1B 1B		0 0 0 0 0 0 0											
27 Vladimir Guerrero, R OBP: 0.402, SLG: 0.636	1-2 1-H HR		0-0 1-H 2-H 2B	0-0 2-3 3-H 1B		1-1 1-H 2-H HR	0-0 1-3 3-H 1B		4 2 4 9 0 0 0											
Jose Guillen, R OBP: 0.383, SLG: 0.529	4-2 FC6-4 BB		2-1 HBP	0-0 G3		2-1 G6-4-3 2B	1-3 K		3 0 1 0 1 1 4											
Jeff DaVanon, S OBP: 0.421, SLG: 0.490	1-1 F8		1-1 F9		1-1 1B	4-0 G6-4-3 BB	2-1 P5		4 0 1 0 1 0 5											
Raul Mondesi, R OBP: 0.350, SLG: 0.394	1-1 FC6-4		1-0 F8	1-1 F8	0-0 1B	1-2 G6-4-3	0-1 P3		5 0 1 0 0 0 5											
Casey Kotchman, L OBP: 0.282, SLG: 0.292		0-1 G1-6-3	3-3 K		0-3 K	1-0 G3	1-0 G3-1		5 0 0 0 0 2 5											
Bengie Molina, R OBP: 0.314, SLG: 0.445		1-2 G6-3		0-0 9 1B 27 SF9 1B	0-2 P4		0-0 2B 1B	0-1 L7	5 2 2 0 0 0 2											
Adam Kennedy, L OBP: 0.296, SLG: 0.339		1-0 F9		1-3 K	1-2 G6-3		2-3 K		4 0 0 0 0 2 4											
Inning Stats	R: 2 E: 0 K: 1 S: 17	H: 2 LOB: 1 BB: 1 P: 26	R: 0 E: 0 K: 0 S: 8	H: 0 LOB: 0 BB: 0 P: 10	R: 2 E: 0 K: 1 S: 21	H: 3 LOB: 2 BB: 0 P: 29	R: 1 E: 0 K: 1 S: 14	H: 3 LOB: 2 BB: 0 P: 17	R: 0 E: 0 K: 1 S: 14	H: 2 LOB: 2 BB: 0 P: 16	R: 3 E: 0 K: 0 S: 12	H: 3 LOB: 1 BB: 2 P: 26	R: 2 E: 0 K: 2 S: 15	H: 4 LOB: 2 BB: 0 P: 23	R: 0 E: 0 K: 0 S: 5	H: 0 LOB: 0 BB: 0 P: 6	1B: 12 2B: 3 3B: 0 HR: 2	SF: 1 SAC: 0 DP: 1 HBP: 1	WP: 0 PB: 0 SB: 0 CS: 0	PA: 44
PITCHER	IP WLS BF H R ER SO	IP WLS BF H R ER SO	IP WLS BF H R ER SO	IP WLS BF H R ER SO	IP WLS BF H R ER SO	IP WLS BF H R ER SO	IP WLS BF H R ER SO	IP WLS BF H R ER SO	IP WLS BF H R ER SO	IP WLS BF H R ER SO	IP WLS BF H R ER SO	IP WLS BF H R ER SO	IP WLS BF H R ER SO	IP WLS BF H R ER SO	IP WLS BF H R ER SO	IP WLS BF H R ER SO	ERA WHIP	ERA WHIP		
Pedro Martinez, R ERA: 4.4	5.0	29	11	7	7	4	2	0	1	0	0	1	78	107	12.60	2.600				
50 Mike Timlin, R ERA: 4.05	1.1	8	4	3	3	1	1	0	0	0	0	0	14	26	20.25	3.750				
Keith Foulke, R ERA: 0.95	1.2	7	2	0	0	1	0	0	0	0	0	0	14	20	0.00	1.200				

Batter	1	2	3	4	5	6	7	8	9	AB	R	H	RBI	BB	SO	LOB	TOP
Matt Lawton, L (1, 7) OBP: 0.388, SLG: 0.469	K		F7			FC3-6 1B	F9			4	0	1	0	0	1	1	
Omar Vizquel, S (1, 6) OBP: 0.388, SLG: 0.390	G4-3 1B			K2-3		FC3-6 1B	F7			4	0	2	0	0	1	0	
Jody Gerut, L (1, 8) OBP: 0.372, SLG: 0.448	G4-3			P6		L8	G6-3			4	0	0	0	0	0	3	
41 Victor Martinez, S (1, 2) OBP: 0.359, SLG: 0.524	K			FC3-6 48 1B		FC3-6	F8			4	0	1	0	0	1	3	
48 Travis Hafner, L (1, 10) OBP: 0.385, SLG: 0.542		G4-3		FC3-6 1B		K			G3 3B	4	1	2	0	0	1	2	
Ronnie Belliard, R (1, 4) OBP: 0.398, SLG: 0.400	K			P6		G6-4-3 1B	G3			4	1	1	1	0	1	0	
Ben Broussard, L (1, 3) OBP: 0.351, SLG: 0.328	G6-3			G4-3 1B		G6-4-3 1B BB	K			3	0	1	0	1	1	0	
Casey Blake, R (1, 5) OBP: 0.358, SLG: 0.415				G4-3		G6-4-3 1B	F9			4	0	1	0	0	0	1	
Alex Escobar, R (1, 9) OBP: 0.325, SLG: 0.314				F7		G6-4-3				3	0	0	0	0	1	3	
Inning Stats	R: 0 H: 1 E: 0 K: 2 S: 11	H: 0 LOB: 0 BB: 0 P: 15	R: 0 H: 0 E: 0 K: 1 S: 7	H: 0 LOB: 0 BB: 0 P: 10	R: 0 H: 0 E: 0 K: 0 S: 5	H: 2 LOB: 2 BB: 0 P: 7	R: 0 H: 1 E: 0 K: 1 S: 10	H: 1 LOB: 1 BB: 0 P: 13	R: 0 H: 2 E: 0 K: 1 S: 14	H: 2 LOB: 2 BB: 0 P: 18	R: 1 H: 1 E: 0 K: 1 S: 13	H: 1 LOB: 0 BB: 0 P: 21	1B: 8 2B: 0 3B: 1 HR: 0	SF: 0 SAC: 0 DP: 1 HBP: 0	WP: 0 PB: 0 SB: 0 CS: 0	PA: 35	
PITCHER	IP WLS BF H R ER SO BB IBB HBP BLK WP HR S P ERA WHIP																
45 Kelvim Escobar, R (1, 1) ERA: 3.79	8.0 W 31 8 1 1 6 1 0 0 0 0 0 77 102 1.12 1.125																
Kevin Gregg, R (9, 1) ERA: 1.5	1.0 4 1 1 1 1 0 0 0 0 0 0 13 21 9.00 1.000																

Cleveland Indians @ Anaheim Angels
Angel Stadium of Anaheim, Anaheim, CA
Thu Jun 03 2004, 7:05 PM PDT
Att: 39,353 - Sunny - 71 F


AB 34
R 2
H 9
RBI 1
BB 1
SO 7
LOB 13



Batter	1	2	3	4	5	6	7	8	9	AB	R	H	RBI	BB	SO	LOB	BOTTOM	
David Eckstein, R (1, 6) OBP: 0.354, SLG: 0.358	G1-3				SH5-3					2	1	1	0	0	0	0		
Adam Kennedy, L (4, 4) OBP: 0.300, SLG: 0.343										1	1	1	0	0	0	0		
9 Chone Figgins, S (1, 5) OBP: 0.347, SLG: 0.447	F7				P4					4	1	2	1	0	0	1		
27 Vladimir Guerrero, R (1, 9) OBP: 0.409, SLG: 0.645										4	0	3	1	0	1	2		
Jose Guillen, R (1, 7) OBP: 0.381, SLG: 0.533	F9				FC5-4					4	0	1	2	0	0	4		
Raul Mondesi, R (1, 8) OBP: 0.346, SLG: 0.416					F8					4	1	1	1	0	0	1		
39 Robb Quinlan, R (1, 3) OBP: 0.383, SLG: 0.333										4	0	1	0	0	0	0		
Bengie Molina, R (1, 2) OBP: 0.303, SLG: 0.430										4	0	0	0	0	0	1		
Shane Halter, R (1, 10) OBP: 0.253, SLG: 0.400										4	0	0	0	0	2	1		
Alfredo Amezcua, S (1, 4) OBP: 0.242, SLG: 0.194										3	1	1	0	0	0	0		
Inning Stats	R: 0 H: 1 E: 0 K: 0 S: 13	H: 0 LOB: 0 BB: 0 P: 8	R: 1 H: 3 E: 0 K: 1 S: 18	H: 3 LOB: 2 BB: 0 P: 23	R: 0 H: 1 E: 0 K: 0 S: 8	H: 1 LOB: 1 BB: 0 P: 11	R: 1 H: 2 E: 0 K: 0 S: 15	H: 2 LOB: 1 BB: 0 P: 18	R: 1 H: 1 E: 0 K: 0 S: 8	H: 1 LOB: 0 BB: 0 P: 14	R: 2 H: 3 E: 0 K: 1 S: 18	H: 3 LOB: 1 BB: 0 P: 24	R: 0 H: 0 E: 0 K: 1 S: 5	H: 0 LOB: 0 BB: 0 P: 9	1B: 7 2B: 2 3B: 1 HR: 1	SF: 0 SAC: 1 DP: 0 HBP: 0	WP: 0 PB: 0 SB: 0 CS: 0	PA: 35
PITCHER	IP WLS BF H R ER SO BB IBB HBP BLK WP HR S P ERA WHIP																	
31 Cliff Lee, L (1, 1) ERA: 3.27	6.1 L 29 10 5 5 1 0 0 0 0 0 0 76 102 7.11 1.579																	
59 Matt Miller, R (7, 1) ERA: 2.45	1.2 6 1 0 0 2 0 0 0 0 0 0 15 22 0.00 0.600																	

Cleveland Indians @ Anaheim Angels
Angel Stadium of Anaheim, Anaheim, CA
Thu Jun 03 2004, 7:05 PM PDT
Att: 39,353 - Sunny - 71 F

AB 34
R 5
H 11
RBI 5
BB 0
SO 3
LOB 10



Batter	1	2	3	4	5	6	7	8	9	AB	R	H	RBI	BB	SO	LOB	TOP								
Matt Lawton, L OBP: 0.393, SLG: 0.478 (1, 7)	1-2 BB 1B	FC6-4 1-2			2-2 41 2B	G4-3		0-1 BB 1B		5	1	3	0	0	0	2									
Omar Vizquel, S OBP: 0.373, SLG: 0.386 (1, 6)	4-0 BB 1-2			4-2 BB	P6		1-1 G3	4-1 BB 1-2 BB		2	0	0	0	3	0	1									
Jody Gerut, L OBP: 0.369, SLG: 0.439 (1, 8)	0-0 F8		0-1 P5		4-2 41 2B 48 1B		1-0 G4-3	1-0 G3		4	1	0	0	1	0	4									
41 Victor Martinez, S OBP: 0.355, SLG: 0.520 (1, 2)	2-2 F8		0-0 F8		0-1 48 1B		1-1 F9		2-1 G4-3	5	1	1	1	0	0	2									
48 Travis Hafner, L OBP: 0.395, SLG: 0.565 (1, 10)		2-2 HR	2-3 K		1-1 CS 1B			1-0 HR 1B	4-1 HR BB	4	3	3	3	1	1	1									
Casey Blake, R OBP: 0.365, SLG: 0.440 (1, 5)		2-2 CS 1B		0-1 1B	4-2 1-2 BB			0-3 K	2-2 1-H HR	4	1	3	2	1	1	1									
Ben Broussard, L OBP: 0.348, SLG: 0.321 (1, 3)		3-3 K		3-1 F7	1-3 K			1-2 HR HBP	1-1 G5-3 1B	3	0	0	0	0	2	3	AB 38								
John McDonald, R OBP: 0.160, SLG: 0.125 (8, PR)		1-2 K								0	1	0	0	0	0	0	R 9								
Lou Merloni, R OBP: 0.333, SLG: 0.333 (8, 3)										1	0	1	0	0	0	0	H 14								
Ronnie Belliard, R OBP: 0.398, SLG: 0.415 (1, 4)		3-1 1B		0-0 F8		2-3 K		2-1 1-H 2-H HR	1-0 G5-3	5	1	2	3	0	1	2	RBI 9								
Alex Escobar, R OBP: 0.321, SLG: 0.310 (1, 9)		2-0 FC6-4 1B		0-0 F8		1-3 K		1-3 K	1-2 G6-3	5	0	1	0	0	2	3	BB 6								
Inning Stats	R: 0 E: 0 K: 0 S: 8	H: 1 LOB: 1 BB: 1 P: 15	R: 1 E: 0 K: 1 S: 15	H: 4 LOB: 2 BB: 0 P: 28	R: 0 E: 0 K: 1 S: 9	H: 0 LOB: 1 BB: 1 P: 15	R: 0 E: 0 K: 0 S: 6	H: 1 LOB: 1 BB: 0 P: 9	R: 3 E: 0 K: 2 S: 16	H: 3 LOB: 1 BB: 2 P: 28	R: 0 E: 0 K: 0 S: 9	H: 0 LOB: 0 BB: 0 P: 13	R: 0 E: 0 K: 0 S: 5	H: 0 LOB: 0 BB: 0 P: 8	R: 3 E: 0 K: 2 S: 15	H: 3 LOB: 2 BB: 1 P: 25	R: 2 E: 0 K: 0 S: 12	H: 2 LOB: 1 BB: 1 P: 23	1B: 9 2B: 3 3B: 0 HR: 3	SF: 0 SAC: 0 DP: 1 HBP: 1	WP: 0 PB: 0 SB: 0 CS: 2	PA: 45			
PITCHER	IP	WLS	BF	H	R	ER	SO	BB	IBB	HBP	BLK	WP	HR	S	P	ERA	WHIP								
Aaron Sele, R ERA: 3.28 (1, 1)	5.0		25	9	4	4	3	4	0	0	0	0	1	54	95	7.20	2.600								
62 Scot Shields, R ERA: 2.79 (8, 1)	2.0	H	6	0	0	0	2	0	0	0	0	0	0	14	21	0.00	0.000								
Francisco Rodriguez, R ERA: 1.5 (8, 1)	1.0	L	8	3	3	3	2	1	0	1	0	0	1	15	25	27.00	4.000								
Ben Weber, R ERA: 8.06 (9, 1)	1.0		6	2	2	2	0	1	0	0	0	0	1	12	23	18.00	3.000								

Cleveland Indians @ Anaheim Angels
Angel Stadium of Anaheim, Anaheim, CA
Fri Jun 04 2004, 7:05 PM PDT
Att: 43,590 - Sunny - 71 F


livebaseballscorecards.com
AB 38
R 9
H 14
RBI 9
BB 6
SO 7
LOB 19



Batter	1	2	3	4	5	6	7	8	9	AB	R	H	RBI	BB	SO	LOB	BOTTOM								
9 Chone Figgins, S OBP: 0.354, SLG: 0.470 (1, 5)	0-1 FC6-5 2B	1-1 1B		0-0 S 1B		2-0 FC6-5 BLK			2-1 F9	5	2	3	2	0	0	2									
Jeff DaVanon, S OBP: 0.429, SLG: 0.500 (1, 10)	4-1 FC6-5 2B	1-2 27 L4-3 1B		1-2 F8		1-2 G6-3			0-0 27 F8 2B	4	0	2	1	1	0	3									
27 Vladimir Guerrero, R OBP: 0.399, SLG: 0.630 (1, 9)	0-3 K	0-0 L4-3		0-0 F9		0-2 G5-3			0-2 F8	5	0	0	0	0	1	4									
Jose Guillen, R OBP: 0.386, SLG: 0.548 (1, 7)	1-0 FC6-5 2B		2-3 K		2-2 G5-3 S 1B		3-0 HR		4-0 DI BB	4	2	2	2	1	1	1									
Raul Mondesi, R OBP: 0.341, SLG: 0.415 (1, 8)	1-1 E9 2B		1-2 G5-3		1-1 G5-3		3-2 K		0-3 K	5	0	1	0	0	2	3									
Casey Kotchman, L OBP: 0.280, SLG: 0.280 (1, 3)	4-2 S BB		0-0 G3-1		2-2 G5-3		1-1 G3-1			3	0	0	0	1	0	1									
José Molina, R OBP: 0.322, SLG: 0.430 (1, 2)	1-3 K			1-2 G1-3 SH1-3 9 1B		1-1 G4-3		1-3 K		4	1	1	0	0	2	2	AB 34								
Alfredo Amezaga, S OBP: 0.278, SLG: 0.188 (1, 6)		4-2 FC6-4 BB		1-1 SH1-3		4-1 FC6-5 S BB		0-3 K2-3		1	0	0	0	2	1	0	R 6								
Adam Kennedy, L OBP: 0.299, SLG: 0.337 (1, 4)		0-0 FC6-4 9 3B		2-1 G1-3		4-1 BLK FC6-5 BB		1-0 F9		3	1	0	0	1	0	2	H 9								
Inning Stats	R: 2 E: 1 K: 2 S: 16	H: 2 LOB: 2 BB: 2 P: 27	R: 2 E: 0 K: 0 S: 11	H: 2 LOB: 0 BB: 1 P: 17	R: 0 E: 0 K: 1 S: 7	H: 0 LOB: 0 BB: 0 P: 10	R: 1 E: 0 K: 0 S: 15	H: 2 LOB: 1 BB: 0 P: 18	R: 0 E: 0 K: 0 S: 8	H: 0 LOB: 2 BB: 2 P: 20	R: 1 E: 0 K: 1 S: 12	H: 1 LOB: 0 BB: 0 P: 19	R: 0 E: 0 K: 2 S: 7	H: 0 LOB: 0 BB: 0 P: 9	R: 0 E: 0 K: 1 S: 9	H: 1 LOB: 2 BB: 1 P: 15	1B: 4 2B: 4 3B: 1 HR: 1	SF: 0 SAC: 1 DP: 1 HBP: 0	WP: 0 PB: 0 SB: 6 CS: 0	PA: 41					
PITCHER	IP	WLS	BF	H	R	ER	SO	BB	IBB	HBP	BLK	WP	HR	S	P	ERA	WHIP								
Jason Davis, R ERA: 5.32 (1, 1)	5.1		27	7	5	4	3	5	0	0	0	0	0	66	103	6.75	2.250								
Cliff Bartosh, L ERA: 7.94 (7, 1)	0.2		2	0	0	0	0	0	0	0	1	0	0	4	7	0.00	0.000								
David Riske, R ERA: 7.15 (8, 1)	1.0	W	4	1	1	1	1	0	0	0	0	0	1	12	19	9.00	1.000								
63 Rafael Betancourt, R ERA: 3.81 (9, 1)	1.0	H	3	0	0	0	2	0	0	0	0	0	0	7	9	0.00	0.000								
Jose Jimenez, R ERA: 7.06 (9, 1)	1.0	S	5	1	0	0	1	1	0	0	0	0	0	9	15	0.00	2.000								

Cleveland Indians @ Anaheim Angels
Angel Stadium of Anaheim, Anaheim, CA
Fri Jun 04 2004, 7:05 PM PDT
Att: 43,590 - Sunny - 71 F

livebaseballscorecards.com
AB 34
R 6
H 9
RBI 5
BB 6
SO 7
LOB 18



Batter	1	2	3	4	5	6	7	8	9	AB	R	H	RBI	BB	SO	LOB	TOP										
Matt Lawton, L (1, 10) OBP: 0.389, SLG: 0.471	1-1 G4-3		1-0 G5-3 1B			3-3 K		3-2 G6-3		3-2 K	5	0	1	0	0	2	1										
Ronnie Belliard, R (1, 4) OBP: 0.395, SLG: 0.412	2-0 P4		0-2 G5-3 1-2			0-0 G4-1 2B G4-3 1B		0-2 F9			4	1	1	0	0	0	1										
Jody Gerut, L (1, 8) OBP: 0.367, SLG: 0.435	0-1 41 1B		3-2 G3-1			2-0 G4-3 1-2		0-0 G6-3			4	0	1	0	0	0	2										
41 Victor Martinez, S (1, 2) OBP: 0.363, SLG: 0.531	0-1 SAFE 1B			3-2 CS 1B		2-1 G4-1 2-3		2-0 G6-3			4	0	3	0	0	0	1										
48 Travis Hafner, L (1, 3) OBP: 0.397, SLG: 0.558 Ben Broussard, L (8, PR) OBP: 0.348, SLG: 0.321 (8, 3)	3-3 K2-3			0-0 F8		4-0 S 2B IBB		4-0 IBB			2	1	0	0	0	2	1										
Casey Blake, R (1, 5) OBP: 0.367, SLG: 0.442		1-1 G6-3		3-3 K		3-2 G4-1 1-H 3-H 2B		0-1 F9			4	0	1	2	0	1	3										
Alex Escobar, R (1, 9) OBP: 0.320, SLG: 0.315		0-0 G6-3			0-1 G5-3		1-2 F7		1-1 SH3-4 2B	4	0	1	0	0	0	1											
Coco Crisp, S (1, 7) OBP: 0.277, SLG: 0.344		1-1 F7			0-0 HR		3-3 K		0-0 SH3-4	3	1	1	1	0	1	0											
John McDonald, R (1, 6) OBP: 0.143, SLG: 0.111 Omar Vizquel, S (9, PH) OBP: 0.372, SLG: 0.384 (9, 6)			1-0 F9		2-2 F9		0-0 F7		0-3 K	3	0	0	0	0	0	0	0										
Inning Stats	R: 0 E: 0 K: 1 S: 10	H: 2 LOB: 2 BB: 0 P: 16	R: 0 E: 0 K: 0 S: 5	H: 0 LOB: 0 BB: 0 P: 7	R: 0 E: 0 K: 0 S: 8	H: 1 LOB: 1 BB: 0 P: 13	R: 0 E: 0 K: 1 S: 8	H: 1 LOB: 1 BB: 0 P: 14	R: 1 E: 0 K: 1 S: 9	H: 1 LOB: 0 BB: 0 P: 14	R: 2 E: 0 K: 0 S: 10	H: 2 LOB: 1 BB: 1 P: 22	R: 0 E: 0 K: 1 S: 7	H: 0 LOB: 0 BB: 0 P: 13	R: 0 E: 0 K: 2 S: 9	H: 1 LOB: 2 BB: 0 P: 13	R: 0 E: 0 K: 2 S: 9	H: 1 LOB: 1 BB: 0 P: 13	1B: 5 2B: 4 3B: 0 HR: 1	SF: 0 SAC: 1 DP: 1 HBP: 0	WP: 0 PB: 0 SB: 1 CS: 1	PA: 37					
PITCHER	IP	WLS	BF	H	R	ER	SO	BB	IBB	HBP	BLK	WP	HR	S	P	ERA	WHIP										
41 John Lackey, R (1, 1) ERA: 5.64	8.0	L	33	8	3	3	4	0	2	0	0	0	1	64	112	3.38	1.000										
Kevin Gregg, R (9, 1) ERA: 1.46	1.0		4	1	0	0	2	0	0	0	0	0	0	9	13	0.00	1.000										

Cleveland Indians @ Anaheim Angels
Angel Stadium of Anaheim, Anaheim, CA
Sat Jun 05 2004, 7:05 PM PDT
Att: 43,514 - Sunny - 72 F

AB 34
R 3
H 9
RBI 3
BB 2
SO 6
LOB 13



Batter	1	2	3	4	5	6	7	8	9	AB	R	H	RBI	BB	SO	LOB	BOTTOM										
9 Chone Figgins, S (1, 5) OBP: 0.352, SLG: 0.482	1-3 K		2-1 1-H HR			1-2 F8		2-1 P4		4	1	1	2	0	1	0											
Jeff DaVanon, S (1, 9) OBP: 0.438, SLG: 0.509	1-1 P6		0-0 27 S 1B			2-1 1B 1B		1-2 27 FC6 1B		4	0	3	0	0	0	0											
27 Vladimir Guerrero, R (1, 10) OBP: 0.397, SLG: 0.621	4-0 S BB		1-0 P5 1-2			1-3 K		2-0 FC6		3	0	0	0	1	1	3											
Jose Guillen, R (1, 7) OBP: 0.383, SLG: 0.542	1-3 K		2-3 K			1-1 SAFE SAFE 1B		1-3 K		4	0	1	0	0	3	4											
Raul Mondesi, R (1, 8) OBP: 0.338, SLG: 0.410		0-0 CS 1B		0-2 L5		3-2 G6-3		1-1 G5-3		4	0	1	0	0	0	1											
Casey Kotchman, L (1, 3) OBP: 0.267, SLG: 0.266		1-2 SAFE SAFE F8		0-1 G5-3			1-0 G3		1-2 G5-3	4	0	0	0	0	0	1											
Adam Kennedy, L (1, 4) OBP: 0.298, SLG: 0.335		1-1 SAFE SAFE B1-3		1-2 G3-1			1-1 CS 1B		2-1 F8	4	0	1	0	0	0	1											
Josh Paul, R (1, 2)			4-0 9 HR BB			0-0 F7		1-1 SAFE SAFE SAFE L4		2	1	0	0	1	0	1											
Alfredo Amezaga, S (1, 6) OBP: 0.256, SLG: 0.171			0-3 K			1-0 B1-4		1-0 CS		3	0	0	0	0	1	1											
Inning Stats	R: 0 E: 0 K: 2 S: 8	H: 0 LOB: 1 BB: 1 P: 15	R: 0 E: 0 K: 0 S: 6	H: 1 LOB: 0 BB: 0 P: 8	R: 2 E: 0 K: 2 S: 10	H: 2 LOB: 1 BB: 1 P: 19	R: 0 E: 0 K: 0 S: 10	H: 0 LOB: 0 BB: 0 P: 11	R: 0 E: 0 K: 1 S: 5	H: 2 LOB: 1 BB: 0 P: 17	R: 0 E: 0 K: 0 S: 6	H: 1 LOB: 0 BB: 0 P: 9	R: 0 E: 0 K: 1 S: 12	H: 1 LOB: 2 BB: 0 P: 21	R: 0 E: 0 K: 0 S: 7	H: 0 LOB: 0 BB: 0 P: 11	1B: 6 2B: 0 3B: 0 HR: 1	SF: 0 SAC: 0 DP: 0 HBP: 0	WP: 0 PB: 0 SB: 2 CS: 2	PA: 35							
PITCHER	IP	WLS	BF	H	R	ER	SO	BB	IBB	HBP	BLK	WP	HR	S	P	ERA	WHIP										
Joe Dawley, R (1, 1) ERA: 5.4	4.1		17	3	2	2	4	2	0	0	0	0	0	20	32	0.00	1.125										
Rick White, R (5, 1) ERA: 3.18	2.2	W	9	3	0	0	1	0	0	0	0	0	0	8	14	0.00	1.500										
63 Rafael Betancourt, R (8, 1) ERA: 3.72	0.2	H	3	1	0	0	0	0	0	0	0	0	0	4	7	0.00	0.000										
59 Matt Miller, R (8, 1) ERA: 2.35	0.1	H	2	0	0	0	1	0	0	0	0	0	0	4	7	0.00	0.000										
Jose Jimenez, R (9, 1) ERA: 6.75	1.0	S	3	0	0	0	0	0	0	0	0	0	0	7	11	0.00	0.000										

Cleveland Indians @ Anaheim Angels
Angel Stadium of Anaheim, Anaheim, CA
Sat Jun 05 2004, 7:05 PM PDT
Att: 43,514 - Sunny - 72 F

AB 32
R 2
H 7
RBI 2
BB 2
SO 6
LOB 12



Batter	1	2	3	4	5	6	7	8	9	AB R H RBI BB SO LOB	TOP									
Matt Lawton, L OBP: 0.389, SLG: 0.467	1-3 K	1-2 1B		4-2 HR BB		0-2 F9			1-1 F7	4 1 1 0 1 1 0	Cleveland Indians @ Anaheim Angels Angel Stadium of Anaheim, Anaheim, CA Sun Jun 06 2004, 1:05 PM PDT Att: 43,337 - Sunny - 76 F									
Omar Vizquel, S OBP: 0.372, SLG: 0.399	0-2 41 2B	1-0 F9		3-2 HR		1-3 K			2-2 G3-1	5 2 2 2 0 1 2										
Jody Gerut, L OBP: 0.363, SLG: 0.430	0-1 41 2B		0-2 G4-3	1-0 F8		0-0 F8			1-1 L7	5 1 1 0 0 0 0										
41 Victor Martinez, S OBP: 0.361, SLG: 0.530	1-1 2B		0-0 P3		2-2 F9					4 0 1 2 0 0 0										
Casey Blake, R OBP: 0.369, SLG: 0.443	2-2 G5-3		0-1 2B		0-0 BB				2-2 P3	4 2 2 0 0 0 1										
Ben Broussard, L OBP: 0.352, SLG: 0.328	3-2 P2		0-0 2B		4-2 2B BB				2-2 G3	3 1 1 1 1 0 1										
Ronnie Belliard, R OBP: 0.393, SLG: 0.413		3-2 P6	0-0 G1-3		1-0 2B				1-3 K	4 0 1 2 0 1 1										
Coco Crisp, S OBP: 0.267, SLG: 0.330		0-1 F7		0-0 G4-3		0-0 F7			3-3 K	4 0 0 0 0 1 1										
Tim Laker, R OBP: 0.261, SLG: 0.317		4-2 1B BB		1-0 F8		1-0 P2			3-3 K	3 0 0 0 1 1 1										
Inning Stats	R: 2 E: 0 K: 1 S: 16	H: 3 LOB: 1 BB: 0 P: 23	R: 0 E: 0 K: 0 S: 13	H: 1 LOB: 2 BB: 1 P: 22	R: 1 E: 0 K: 0 S: 8	H: 2 LOB: 1 BB: 0 P: 8	R: 2 E: 0 K: 0 S: 8	H: 1 LOB: 0 BB: 1 P: 17	R: 2 E: 0 K: 1 S: 14	H: 2 LOB: 1 BB: 1 P: 22	R: 0 E: 0 K: 0 S: 10	H: 0 LOB: 0 BB: 0 P: 17	R: 0 E: 0 K: 3 S: 10	H: 0 LOB: 0 BB: 0 P: 17	R: 0 E: 0 K: 0 S: 8	H: 0 LOB: 0 BB: 0 P: 12	1B: 5 2B: 3 3B: 0 HR: 1	SF: 0 SAC: 0 DP: 0 HBP: 0	WP: 0 PB: 0 SB: 0 CS: 0	PA: 39
PITCHER	IP WLS BF H R ER SO BB IBB HBP BLK WP HR S P ERA WHIP																			
40 Bartolo Colon, R ERA: 6.0	4.1 L 25 9 7 7 1 3 0 0 0 0 1 57 89 14.54 2.769																			
Ramon Ortiz, R ERA: 5.63	3.2 11 0 0 0 4 0 0 0 0 0 0 30 46 0.00 0.000																			
Matt Hensley, R ERA:	1.0 3 0 0 0 0 0 0 0 0 0 0 8 12 0.00 0.000																			


Batter	1	2	3	4	5	6	7	8	9	AB R H RBI BB SO LOB	BOTTOM									
9 Chone Figgins, S OBP: 0.355, SLG: 0.480	1-1 F9		4-2 BB			0-1 1B			2-3 K	3 0 1 0 1 1 0	Cleveland Indians @ Anaheim Angels Angel Stadium of Anaheim, Anaheim, CA Sun Jun 06 2004, 1:05 PM PDT Att: 43,337 - Sunny - 76 F									
Alfredo Amezaga, S OBP: 0.279, SLG: 0.205	2-2 P5		1-2 F8			0-1 1B			0-2 27 FC6-4	4 0 2 0 0 0 1										
27 Vladimir Guerrero, R OBP: 0.390, SLG: 0.610	2-1 L8			1-0 G6-3		0-3 K			0-1 FC6-4	4 0 0 0 0 1 2										
Jose Guillen, R OBP: 0.381, SLG: 0.536		1-3 K2-3		2-1 G5-3		1-2 L6-4 39 1B			0-0 F8	4 0 1 0 0 1 1										
Raul Mondesi, R OBP: 0.329, SLG: 0.397		3-2 F9		3-3 K		1-0 F8			0-2 FC6-4	4 0 0 0 0 1 2										
39 Robb Quinlan, R OBP: 0.378, SLG: 0.344		4-2 BB			3-1 F9		3-2 1B			2 0 1 0 1 0 0										
José Molina, R OBP: 0.312, SLG: 0.416		1-0 L7			3-2 G1-3		1-2 L6-4			3 0 0 0 0 0 3										
Shane Halter, R OBP: 0.245, SLG: 0.388			3-3 K		1-3 K				1-3 K	3 0 0 0 0 3 0										
Adam Kennedy, L OBP: 0.293, SLG: 0.330			3-3 K			1-0 G3			1-0 F7	3 0 0 0 0 1 0										
Inning Stats	R: 0 E: 0 K: 0 S: 7	H: 0 LOB: 0 BB: 0 P: 12	R: 0 E: 0 K: 1 S: 11	H: 0 LOB: 1 BB: 1 P: 20	R: 0 E: 0 K: 2 S: 18	H: 0 LOB: 1 BB: 1 P: 29	R: 0 E: 0 K: 1 S: 6	H: 0 LOB: 0 BB: 0 P: 12	R: 0 E: 0 K: 1 S: 8	H: 2 LOB: 1 BB: 0 P: 9	R: 0 E: 0 K: 0 S: 10	H: 2 LOB: 1 BB: 0 P: 15	R: 0 E: 0 K: 2 S: 7	H: 0 LOB: 0 BB: 0 P: 11	R: 0 E: 0 K: 0 S: 10	H: 1 LOB: 1 BB: 0 P: 10	1B: 5 2B: 1 3B: 0 HR: 0	SF: 0 SAC: 0 DP: 1 HBP: 0	WP: 0 PB: 0 SB: 0 CS: 0	PA: 32
PITCHER	IP WLS BF H R ER SO BB IBB HBP BLK WP HR S P ERA WHIP																			
CC Sabathia, L ERA: 2.99	7.0 W 25 4 0 0 0 6 0 0 0 0 0 68 112 0.00 0.857																			
David Riske, R ERA: 6.85	1.0 3 0 0 0 2 0 0 0 0 0 0 7 11 0.00 0.000																			
59 Matt Miller, R ERA: 2.08	1.0 4 1 0 0 0 0 0 0 0 0 0 10 10 0.00 1.000																			

Batter	1	2	3	4	5	6	7	8	9	AB	R	H	RBI	BB	SO	LOB	TOP					
Scott Podsednik, L (1, 8) OBP: 0.344, SLG: 0.412	P5		1B HR HBP		F9		P5		CI G6-4-3	3	1	0	0	0	0	2						
Junior Sneyd, R (1, 4) OBP: 0.339, SLG: 0.388	G6-3		HR 1B					F9	G6-4-3	5	1	2	1	0	0	3						
Geoff Jenkins, L (1, 7) OBP: 0.309, SLG: 0.426	G6-3		HR		G3			1B 1B		4	1	2	3	0	0	2						
Lyle Overbay, L (1, 3) OBP: 0.386, SLG: 0.532		G6-4-3 1B	G4-3			F8		K		4	0	1	0	0	1	1						
Jeff Liefer, L (1, 10) OBP: 0.286, SLG: 0.308	G6-4-3			P6		F7		1B		4	0	1	0	0	0	1						
Brady Clark, R (1, 9) OBP: 0.331, SLG: 0.333	G4-3			G4-3		G5-3		K		4	0	0	0	0	1	2						
Keith Ginter, R (1, 5) OBP: 0.321, SLG: 0.449			G4-3	F8			G3		K	4	0	0	0	0	1	0						
Gary Bennett, R (1, 2) OBP: 0.302, SLG: 0.302										1	1	1	0	2	0	0						
Ben Griève, L (9, PH) OBP: 0.377, SLG: 0.416			1B		1B	G6-3			CI	1	0	1	0	0	0	0						
Trent Dumington, R (9, PR) OBP: 0.242, SLG: 0.387			2B						BB	0	0	0	0	0	0	0						
Craig Counsell, L (1, 6) OBP: 0.343, SLG: 0.324			F7		G6-3				CI	3	0	0	0	1	1	3						
Inning Stats	R: 0 E: 0 K: 0 S: 6	H: 0 LOB: 0 BB: 0 P: 9	R: 0 E: 0 K: 0 S: 6	H: 1 LOB: 0 BB: 0 P: 11	R: 4 E: 0 K: 0 S: 16	H: 3 LOB: 0 BB: 0 P: 20	R: 0 E: 0 K: 0 S: 6	H: 0 LOB: 0 BB: 0 P: 11	R: 0 E: 0 K: 0 S: 11	H: 1 LOB: 2 BB: 1 P: 20	R: 0 E: 0 K: 1 S: 8	H: 0 LOB: 1 BB: 1 P: 16	R: 0 E: 0 K: 2 S: 12	H: 2 LOB: 2 BB: 0 P: 20	R: 0 E: 1 K: 1 S: 12	H: 1 LOB: 3 BB: 1 P: 21	1B: 6 2B: 1 3B: 0 HR: 1	SF: 0 SAC: 0 DP: 2 HBP: 1	WP: 0 PB: 0 CS: 0	PA: 38		
PITCHER	IP WLS BF H R ER SO	IP WLS BF H R ER SO	IP WLS BF H R ER SO	IP WLS BF H R ER SO	IP WLS BF H R ER SO	IP WLS BF H R ER SO	IP WLS BF H R ER SO	IP WLS BF H R ER SO	IP WLS BF H R ER SO	IP WLS BF H R ER SO	IP WLS BF H R ER SO	IP WLS BF H R ER SO	IP WLS BF H R ER SO	IP WLS BF H R ER SO	IP WLS BF H R ER SO	IP WLS BF H R ER SO	WP HR S P	ERA WHIP	ERA WHIP			
Aaron Sele, R (1, 1) ERA: 3.56	6.0	24	5	4	4	0	1	0	1	0	0	0	0	0	0	0	0	1	51	80	6.00	1.000
Kevin Gregg, R (7, 1) ERA: 1.32	2.0	9	2	0	0	3	1	0	0	0	0	0	0	0	0	0	0	0	20	36	0.00	1.500
Francisco Rodriguez, R (9, 1) ERA: 1.36	1.0	5	1	0	0	1	1	0	0	0	0	0	0	0	0	0	0	0	12	21	0.00	2.000

Milwaukee Brewers @ Anaheim Angels
 Angel Stadium of Anaheim, Anaheim, CA
 Thu Jun 10 2004, 7:05 PM PDT
 Att: 39,425 - Sunny - 72 F

livebaseballscores.com

AB 33
 R 4
 H 8
 RBI 4
 BB 3
 SO 4
 LOB 14




Batter	1	2	3	4	5	6	7	8	9	AB	R	H	RBI	BB	SO	LOB	BOTTOM			
David Eckstein, R (1, 6) OBP: 0.346, SLG: 0.349	G5-3		G5-3			G1-3	K	F8		5	0	0	0	0	1	8				
9 Chone Figgins, S (1, 5) OBP: 0.383, SLG: 0.465			F9			B5-3	F9			4	0	1	0	0	0	5				
27 Vladimir Guerrero, R (1, 9) OBP: 0.395, SLG: 0.699	G3-1			G3		G4-3		1B		3	2	1	0	1	0	0				
16 Garret Anderson, L (1, 8) OBP: 0.397, SLG: 0.500		F8		G4-3			2B	1B	1B	3	2	1	0	1	0	1				
Jose Guillen, R (1, 10) OBP: 0.370, SLG: 0.511		G4-3		G3		F7		1B	1B	4	0	1	2	0	0	1				
Jeff DaVanon, S (1, 7) OBP: 0.428, SLG: 0.484		G6-3		G4-3			2B	1B	1B	3	1	1	1	1	0	0				
Casey Kotchman, L (1, 3) OBP: 0.270, SLG: 0.272			1B		G3		BB	FC4-2		3	0	2	2	0	0	0				
José Molina, R (1, 2) OBP: 0.297, SLG: 0.392							BB	FC4-2		2	0	0	0	0	0	1				
Tim Salmon, R (7, PH) OBP: 0.329, SLG: 0.358			F9		G6-3			F6		0	0	0	0	1	0	0				
Josh Paul, R (7, PR) OBP: 0.250, SLG: 0.143							BB			1	0	0	0	0	0	3				
Adam Kennedy, L (1, 4) OBP: 0.282, SLG: 0.311					G4-3			FC4-2		3	0	1	0	1	0	3				
Inning Stats	R: 0 E: 0 K: 0 S: 7	H: 1 LOB: 0 BB: 0 P: 11	R: 0 E: 0 K: 0 S: 10	H: 0 LOB: 0 BB: 0 P: 18	R: 0 E: 0 K: 0 S: 10	H: 2 LOB: 2 BB: 0 P: 14	R: 1 E: 0 K: 0 S: 10	H: 1 LOB: 0 BB: 0 P: 13	R: 0 E: 0 K: 0 S: 6	H: 0 LOB: 0 BB: 0 P: 8	R: 0 E: 0 K: 0 S: 7	H: 0 LOB: 0 BB: 0 P: 8	R: 2 E: 0 K: 1 S: 29	H: 2 LOB: 3 BB: 3 P: 44	R: 0 E: 0 K: 0 S: 21	H: 2 LOB: 3 BB: 2 P: 37	1B: 7 2B: 1 3B: 0 HR: 0	SF: 0 SAC: 0 DP: 0 HBP: 1	WP: 2 PB: 0 CS: 0	PA: 37
PITCHER	IP WLS BF H R ER SO	IP WLS BF H R ER SO	IP WLS BF H R ER SO	IP WLS BF H R ER SO	IP WLS BF H R ER SO	IP WLS BF H R ER SO	IP WLS BF H R ER SO	IP WLS BF H R ER SO	IP WLS BF H R ER SO	IP WLS BF H R ER SO	IP WLS BF H R ER SO	IP WLS BF H R ER SO	IP WLS BF H R ER SO	IP WLS BF H R ER SO	IP WLS BF H R ER SO	IP WLS BF H R ER SO	WP HR S P	ERA WHIP	ERA WHIP	
Wes Obermueller, R (1, 1) ERA: 6.49	0.0	2	1	0	0	0	1	0	0	0	0	5	12	-	-	-				
Brooks Kieschnick, R (7, 1) ERA: 2.92	0.0	2	1	0	0	0	1	0	0	0	0	19	23	0.00	1.500					
Luis Vizcaino, R (8, 1) ERA: 3.6	0.2	H	3	0	0	1	1	0	0	0	0	1	9	-	-					
Jeff Bennett, R (8, 1) ERA: 3.6	0.0	L	2	0	2	0	2	0	0	0	0	1	3	-	-					
Mike Adams, R (8, 1) ERA:	1.0	B	6	2	0	0	0	0	1	0	0	0	20	28	0.00	2.000				

Milwaukee Brewers @ Anaheim Angels
 Angel Stadium of Anaheim, Anaheim, CA
 Thu Jun 10 2004, 7:05 PM PDT
 Att: 39,425 - Sunny - 72 F

livebaseballscores.com

AB 31
 R 5
 H 8
 RBI 5
 BB 5
 SO 1
 LOB 22



Batter	1	2	3	4	5	6	7	8	9	AB	R	H	RBI	BB	SO	LOB	TOP				
Todd Walker, L (1.4) OBP: 0.358, SLG: 0.465	G6-3		G3			HR		G3									5 2 2 3 0 0 0				
Michael Barrett, R (1.2) OBP: 0.366, SLG: 0.538	G1-3		3-H 4-2			L8		L9									4 1 1 1 1 0 0				
Moises Alou, R (1.7) OBP: 0.346, SLG: 0.565	G5-3		G5-3			F7		F9									5 0 1 0 0 0 1				
16 Aramis Ramirez, R (1.5) OBP: 0.376, SLG: 0.563			HR			F9		2B 1B									4 2 2 2 0 0 0				
Todd Hollandsworth, L (1.10) OBP: 0.429, SLG: 0.615	K		HR			HR		1B 2B									4 2 2 1 1 2 1				
25 Derrek Lee, R (1.3) OBP: 0.345, SLG: 0.457	G6-3		K			1B BB		K									4 0 0 0 1 2 1				
Corey Patterson, L (1.8) OBP: 0.323, SLG: 0.418	F9		1B 1B			1B 1B		SH1-3 2B HBP									4 1 2 2 0 1 0				
Ramon Martinez, R (1.6) OBP: 0.305, SLG: 0.323			G4-3			F9		SH1-3 1B F9									4 0 1 0 0 0 2				
Jose Macias, S (1.9) OBP: 0.284, SLG: 0.432			G3 3B			K		F9									4 2 2 1 0 1 2				
Inning Stats	R: 0 E: 0 K: 0 S: 10	H: 0 LOB: 0 BB: 0 P: 14	R: 1 E: 0 K: 1 S: 11	H: 1 LOB: 0 BB: 0 P: 17	R: 1 E: 0 K: 0 S: 13	H: 1 LOB: 1 BB: 1 P: 21	R: 1 E: 0 K: 2 S: 15	H: 3 LOB: 2 BB: 0 P: 21	R: 3 E: 0 K: 0 S: 18	H: 0 LOB: 1 BB: 0 P: 8	R: 0 E: 0 K: 1 S: 9	H: 0 LOB: 1 BB: 1 P: 17	R: 4 E: 0 K: 1 S: 15	H: 4 LOB: 1 BB: 0 P: 24	R: 0 E: 0 K: 1 S: 6	H: 0 LOB: 0 BB: 0 P: 11	1B: 6 2B: 3 3B: 1 HR: 3	SF: 1 SAC: 1 DP: 0 HBP: 1	WP: 1 PB: 0 SB: 0 CS: 0	PA: 44	
PITCHER	IP	WLS	BF	H	R	ER	SO	BB	IBB	HBP	BLK	WP	HR	S	P	ERA	WHIP				
40 Bartolo Colon, R (1.1) ERA: 6.24	6.0	L	29	9	6	6	3	2	0	0	0	0	3	72	107	9.00	1.833				
Kevin Gregg, R (7.1) ERA: 2.13	1.1		9	3	4	4	1	1	0	1	0	1	0	17	31	27.00	3.000				
Ramon Ortiz, R (8.1) ERA: 5.23	1.2		6	1	0	0	2	0	0	0	0	0	0	13	21	0.00	0.600				

Chicago Cubs @ Anaheim Angels
Angel Stadium of Anaheim, Anaheim, CA

AB 38
R 10
H 13
RBI 10
BB 3
SO 6
LOB 7



Sat Jun 12 2004, 7:05 PM PDT
Att: 43,722 - Sunny - 73 F

Batter	1	2	3	4	5	6	7	8	9	AB	R	H	RBI	BB	SO	LOB	BOTTOM					
David Eckstein, R (1.6) OBP: 0.352, SLG: 0.360	SH3 2B		G5-3			27 1B		P3									5 0 3 0 0 0 2					
9 Chone Figgins, S (1.5) OBP: 0.354, SLG: 0.472	SH3		G5-3			K		K									4 0 1 0 0 2 4					
27 Vladimir Guerrero, R (1.9) OBP: 0.392, SLG: 0.691	G1-3		G5-3			P3		K									5 0 2 1 0 1 6					
16 Garret Anderson, L (1.8) OBP: 0.382, SLG: 0.471	F7		P5			K		G6-4-3 1B									5 0 1 0 0 1 4					
Jose Guillen, R (1.7) OBP: 0.370, SLG: 0.520			G6-3 1B 2B			G6-3 2B 1B		G6-4-3 1B									5 2 2 0 0 0 1					
Tim Lincecum, R (1.10) OBP: 0.321, SLG: 0.347	G6-3		F9			2B G5-3 1B		K									5 1 1 0 0 1 1					
Shane Halter, R (1.3) OBP: 0.250, SLG: 0.379			K														2 0 0 0 0 2 1					
Casey Kotchman, L (6. PH) OBP: 0.286, SLG: 0.292			K					9 1B BB HBP									1 1 1 1 1 0 0 0					
José Molina, R (1.2) OBP: 0.287, SLG: 0.375			K			K		F9									4 0 1 2 0 1 2					
Adam Kennedy, L (1.4) OBP: 0.291, SLG: 0.313			K			1B 27 1B HBP		9 1B BB									2 1 1 1 1 1 1					
Inning Stats	R: 0 E: 0 K: 0 S: 12	H: 1 LOB: 1 BB: 0 P: 16	R: 1 E: 0 K: 2 S: 11	H: 2 LOB: 1 BB: 0 P: 18	R: 0 E: 0 K: 1 S: 14	H: 1 LOB: 0 BB: 0 P: 24	R: 0 E: 0 K: 1 S: 10	H: 0 LOB: 0 BB: 0 P: 13	R: 1 E: 0 K: 3 S: 19	H: 2 LOB: 2 BB: 0 P: 28	R: 3 E: 0 K: 1 S: 16	H: 5 LOB: 0 BB: 0 P: 22	R: 0 E: 0 K: 1 S: 7	H: 1 LOB: 0 BB: 0 P: 10	R: 0 E: 0 K: 1 S: 14	H: 1 LOB: 3 BB: 1 P: 21	R: 0 E: 0 K: 0 S: 4	H: 0 LOB: 0 BB: 0 P: 4	1B: 10 2B: 3 3B: 0 HR: 0	SF: 0 SAC: 1 DP: 1 HBP: 2	WP: 0 PB: 0 SB: 0 CS: 0	PA: 42
PITCHER	IP	WLS	BF	H	R	ER	SO	BB	IBB	HBP	BLK	WP	HR	S	P	ERA	WHIP					
Glendon Rusch, L (1.1) ERA: 3.95	5.0	W	22	6	2	2	6	0	0	0	0	0	0	66	99	3.60	1.200					
Francis Beltran, R (6.1) ERA: 4.43	0.1		4	3	3	3	0	0	0	0	0	0	0	7	8	81.00	9.000					
Mike Remlinger, L (6.1) ERA: 10.38	0.1	H	3	2	0	0	1	0	0	0	0	0	0	8	13	0.00	6.000					
Kyle Farnsworth, R (6.1) ERA: 3.18	1.1	H	4	1	0	0	1	0	0	0	0	0	0	8	11	0.00	0.750					
Kent Mercker, L (8.1) ERA: 2.2	0.2		5	1	0	0	0	1	0	1	0	0	0	11	18	0.00	3.000					

Chicago Cubs @ Anaheim Angels
Angel Stadium of Anaheim, Anaheim, CA

AB 38
R 5
H 13
RBI 5
BB 1
SO 9
LOB 22



Sat Jun 12 2004, 7:05 PM PDT
Att: 43,722 - Sunny - 73 F

Batter	1	2	3	4	5	6	7	8	9	10	11	12	13	14	15	AB	R	H	RBI	BB	SO	LOB	TOP											
Todd Walker, L OBP: 0.364, SLG: 0.461 (1.4)	F9		F9		G1-3			G3	G5-4-3 BB		1B IBB		1B		FC4-6 1B	6	0	2	1	2	0	0												
Michael Barrett, R OBP: 0.357, SLG: 0.520 (1.2)	G6-3			F9		F9		G6-3	G5-4-3		FC6-4 1B		G5-3		FC4-6 1B	8	0	1	1	0	0	4												
Moises Alou, R OBP: 0.341, SLG: 0.551 (1.10)	F9			K		P5				P4	FC6-4 1B				P3	6	1	0	0	1	1	3												
16 Aramis Ramirez, R OBP: 0.374, SLG: 0.569 (1.5)		P6		1B 25 1B		F9				F8					G3-1	7	2	2	1	0	0	0												
Todd Hollandsworth, L OBP: 0.421, SLG: 0.591 (1.9)	G4-3			25 1B				G5-3	WP 25 BB						G6-3	6	0	1	0	1	2	0												
25 Derrek Lee, R OBP: 0.363, SLG: 0.487 (1.3)																5	2	5	2	2	0	0												
Corey Patterson, L OBP: 0.329, SLG: 0.420 (1.8)				K		G5-3										6	1	3	0	1	2	4												
Rey Ordoñez, R OBP: 0.152, SLG: 0.129 (1.6)																																		
Tom Goodwin, L OBP: 0.222, SLG: 0.279 (11. PH)																																		
Ramon Martinez, R OBP: 0.301, SLG: 0.318 (11.6)																																		
Jose Macias, S OBP: 0.263, SLG: 0.400 (1.7)																																		
Inning Stats	R: 0 E: 0 K: 3 S: 12	H: 0 LOB: 0 BB: 0 P: 17	R: 0 E: 0 K: 1 S: 9	H: 0 LOB: 1 BB: 1 P: 16	R: 0 E: 0 K: 0 S: 7	H: 0 LOB: 0 BB: 0 P: 9	R: 1 E: 0 K: 1 S: 13	H: 3 LOB: 2 BB: 0 P: 20	R: 0 E: 1 K: 0 S: 11	H: 0 LOB: 0 BB: 0 P: 16	R: 0 E: 0 K: 1 S: 9	H: 0 LOB: 0 BB: 0 P: 15	R: 1 E: 0 K: 1 S: 7	H: 2 LOB: 1 BB: 0 P: 8	R: 2 E: 0 K: 1 S: 14	H: 1 LOB: 3 BB: 4 P: 35	R: 0 E: 0 K: 1 S: 6	H: 0 LOB: 0 BB: 1 P: 10	R: 0 E: 0 K: 1 S: 7	H: 0 LOB: 0 BB: 0 P: 11	R: 1 E: 0 K: 1 S: 13	H: 3 LOB: 3 BB: 1 P: 22	R: 0 E: 0 K: 0 S: 7	H: 1 LOB: 1 BB: 0 P: 13	R: 0 E: 0 K: 0 S: 13	H: 1 LOB: 1 BB: 0 P: 16	R: 0 E: 0 K: 1 S: 8	H: 0 LOB: 0 BB: 0 P: 8	R: 1 E: 0 K: 1 S: 12	H: 3 LOB: 2 BB: 0 P: 21	1B: 11 2B: 2 3B: 0 HR: 1	SF: 0 SAC: 0 DP: 2 HBP: 0	WP: 1 PB: 0 SB: 1 CS: 0	PA: 65
PITCHER	IP 7.0	WLS 7.0	BF 27	H 5	R 2	ER 2	SO 3	BB 1	IBB 0	HBP 0	BLK 0	WP 0	HR 0	S 8	P 101	ERA 2.57	WHIP 0.857																	
45 Katim Escobar, R ERA: 3.27 (1.1)											62 Scott Shields, R ERA: 2.59 (8.1)																							
Francisco Rodriguez, R ERA: 1.25 (9.1)											Ramon Ortiz, R ERA: 3.32 (11.1)																							
Matt Hensley, R ERA: 4.5 (12.1)																																		

Chicago Cubs @ Anaheim Angels
Angel Stadium of Anaheim, Anaheim, CA
Sun Jun 13 2004, 1:05 PM PDT
Att. 43,812 - Sunny - 80 F

AB 58
R 6
H 14
RBI 5
BB 7
SO 10
LOB 25



Batter	1	2	3	4	5	6	7	8	9	10	11	12	13	14	15	AB	R	H	RBI	BB	SO	LOB	BOTTOM									
9 Chone Figgins, S OBP: 0.362, SLG: 0.465 (1.5)	27 1B	G4-3			F9			K	27 BB		F7		F7			7	1	2	0	0	1	3										
Adam Kennedy, L OBP: 0.287, SLG: 0.308 (1.4)	K	K			G4-3			27 S	K							3	0	0	0	0	2	3										
David Eckstein, R OBP: 0.355, SLG: 0.360 (8. PH)																0	1	0	0	1	0	0										
Jose Molina, R OBP: 0.288, SLG: 0.374 (9.2)																3	0	1	0	0	2	1										
27 Vladimir Guerrero, R OBP: 0.397, SLG: 0.598 (1.9)	16 1B				F8			16 HR								6	1	3	3	1	0	0										
16 Garret Anderson, L OBP: 0.336, SLG: 0.506 (1.8)					G5-3											7	1	3	2	0	1	4										
Jeff DaVanon, S OBP: 0.410, SLG: 0.455 (1.7)	K															6	0	0	0	1	2	3										
Tim Salmon, R OBP: 0.308, SLG: 0.329 (1.10)					G4-3											7	0	1	0	0	3	3										
Casey Kotchman, L OBP: 0.286, SLG: 0.377 (1.3)																5	0	0	0	2	3	1										
Josh Paul, R OBP: 0.263, SLG: 0.176 (1.2)																																
Jose Guillen, R OBP: 0.369, SLG: 0.517 (8. PH)																																
Shane Halter, R OBP: 0.250, SLG: 0.379 (9.5)																																
39 Robby Quinlan, R OBP: 0.375, SLG: 0.343 (12.5)																																
Alfredo Amezaga, S OBP: 0.224, SLG: 0.167 (1.6)																																
Inning Stats	R: 1 E: 0 K: 3 S: 23	H: 3 LOB: 2 BB: 0 P: 32	R: 0 E: 0 K: 2 S: 13	H: 2 LOB: 2 BB: 1 P: 19	R: 0 E: 0 K: 1 S: 8	H: 0 LOB: 0 BB: 0 P: 11	R: 0 E: 0 K: 0 S: 9	H: 0 LOB: 1 BB: 1 P: 17	R: 0 E: 0 K: 0 S: 8	H: 0 LOB: 0 BB: 0 P: 12	R: 0 E: 0 K: 2 S: 10	H: 1 LOB: 0 BB: 0 P: 17	R: 0 E: 0 K: 1 S: 6	H: 0 LOB: 0 BB: 0 P: 9	R: 3 E: 0 K: 3 S: 21	H: 2 LOB: 2 BB: 3 P: 40	R: 0 E: 0 K: 2 S: 22	H: 1 LOB: 2 BB: 1 P: 31	R: 0 E: 0 K: 1 S: 5	H: 0 LOB: 0 BB: 0 P: 8	R: 1 E: 0 K: 0 S: 16	H: 3 LOB: 2 BB: 0 P: 20	R: 0 E: 0 K: 0 S: 9	H: 0 LOB: 0 BB: 0 P: 11	R: 0 E: 0 K: 0 S: 8	H: 0 LOB: 0 BB: 0 P: 12	R: 0 E: 0 K: 1 S: 6	H: 1 LOB: 1 BB: 0 P: 15	1B: 12 2B: 1 3B: 0 HR: 1	SF: 0 SAC: 1 DP: 1 HBP: 0	WP: 0 PB: 0 SB: 3 CS: 1	PA: 62
PITCHER	IP 6.0	WLS 6.0	BF 24	H 5	R 1	ER 1	SO 8	BB 1	IBB 0	HBP 0	BLK 0	WP 0	HR 0	S 71	P 108	ERA 1.50	WHIP 1.167															
Matt Clement, R ERA: 3.15 (1.1)											Jimmy Anderson, L ERA: 4.76 (10.1)																					
Franco Beltran, R ERA: 4.24 (8.1)											LaTroy Hawkins, R ERA: 1.5 (11.1)																					
Kent Mercker, L ERA: 2.7 (8.1)											Jon Leicester, R ERA: 2.25 (13.1)																					

Chicago Cubs @ Anaheim Angels
Angel Stadium of Anaheim, Anaheim, CA
Sun Jun 13 2004, 1:05 PM PDT
Att. 43,812 - Sunny - 80 F

AB 56
R 5
H 13
RBI 5
BB 5
SO 17
LOB 23

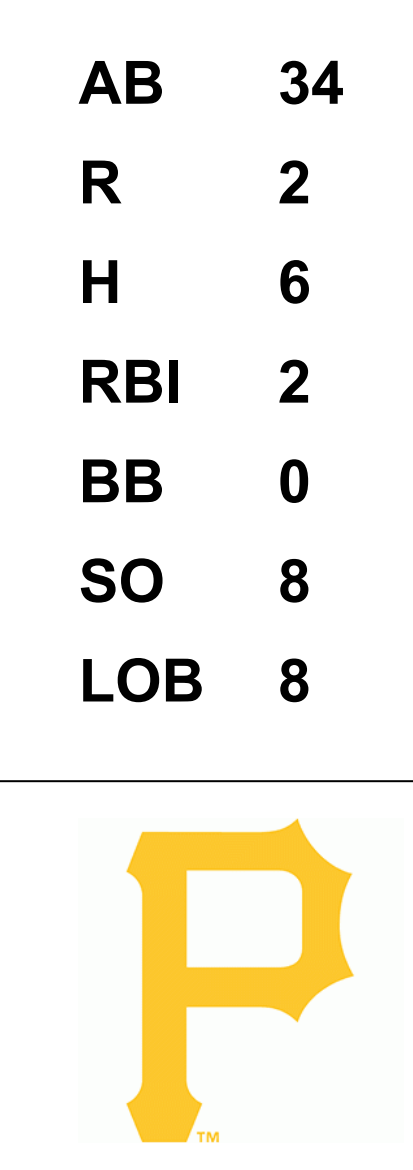


Batter	1	2	3	4	5	6	7	8	9	AB	R	H	RBI	BB	SO	LOB	TOP								
9 Chone Figgins, S OBP: 0.397, SLG: 0.473	0-2 27 G6-3 1B		1-1 1-2 1B		2-0 F9		2-3 K		2-2 2B	5	0	3	2	0	1	1	Anaheim Angels @ Pittsburgh Pirates PNC Park, Pittsburgh, PA Tue Jun 15 2004, 7:05 PM EDT Att: 19,035 - Overcast - 75 F								
Alfredo Amezaga, S OBP: 0.206, SLG: 0.153	0-1 F8		0-3 K		0-3 K		3-2 G4-3		1-H 3-H 1-1 G6-3	5	0	0	0	0	2	5									
27 Vladimir Guerrero, R OBP: 0.395, SLG: 0.597	0-0 G6-3		0-1 F7		2-2 16 HR 2B				0-0 G6-3	4	1	1	0	0	0	3									
16 Garret Anderson, L OBP: 0.391, SLG: 0.543		0-0 F7		1-3 K		0-0 2H HR		0-1 G6-4-3 1B		4	1	2	2	0	1	0									
Jose Guillen, R OBP: 0.363, SLG: 0.509		2-3 K		1-3 K		0-3 K		0-0 G6-4-3		4	0	0	0	0	3	1									
Darin Erstad, L OBP: 0.307, SLG: 0.348		1-2 2B		4-0 BB		0-0 L8			0-1 FC4-6 9 2B SH5-3 1B	3	1	2	0	1	0	0									
José Molina, R OBP: 0.289, SLG: 0.373		1-0 F9		1-2 P4		0-0 1B			0-0 SH5-3	3	0	1	0	0	0	2									
Adam Kennedy, L OBP: 0.291, SLG: 0.308			0-2 P6		1-0 SH5-3 1B		0-3 K		4-2 FC4-6 BB	3	0	1	0	1	1	1									
Jarrod Washburn, L OBP: 1.000, SLG: 1.000			0-1 9 1B		0-0 SH5-3				0-0 FC4-6 9 S 2B	1	0	1	0	0	0	0									
39 Robb Quinlan, R OBP: 0.356, SLG: 0.333					1-2 1B				1-2 2-3	0	0	0	0	0	0	0									
62 Scot Shields, R OBP: 0.408, SLG: 0.451										1	1	0	0	0	0	2									
Francisco Rodriguez, R OBP: 0.289, SLG: 0.373										0	0	0	0	0	0	0									
Inning Stats	R: 0 E: 0 K: 0 S: 6	H: 1 LOB: 0 BB: 0 P: 6	R: 0 E: 0 K: 1 S: 11	H: 1 LOB: 1 BB: 0 P: 15	R: 0 E: 0 K: 1 S: 14	H: 2 LOB: 2 BB: 0 P: 15	R: 0 E: 0 K: 2 S: 9	H: 0 LOB: 1 BB: 1 P: 16	R: 0 E: 0 K: 1 S: 6	H: 1 LOB: 1 BB: 0 P: 9	R: 2 E: 0 K: 2 S: 15	H: 3 LOB: 1 BB: 0 P: 17	R: 0 E: 0 K: 1 S: 10	H: 0 LOB: 0 BB: 0 P: 18	R: 0 E: 0 K: 0 S: 4	H: 1 LOB: 0 BB: 0 P: 4	R: 2 E: 0 K: 0 S: 12	H: 2 LOB: 1 BB: 1 P: 19	1B: 7 2B: 3 3B: 0 HR: 1	SF: 0 SAC: 2 DP: 2 HBP: 0	WP: 0 PB: 0 SB: 1 CS: 0	PA: 38			
PITCHER	IP	WLS	BF	H	R	ER	SO	BB	IBB	HBP	BLK	WP	HR	S	P	ERA	WHIP								
Oliver Pérez, L ERA: 3.63	7.0		29	8	2	2	8	1	0	0	0	0	1	71	96	2.57	1.286								
16 Salomon Torres, R ERA: 3.34	2.0	L	9	3	2	2	0	1	0	0	0	0	0	16	23	9.00	2.000								

AB	34
R	4
H	11
RBI	4
BB	2
SO	8
LOB	15



Batter	1	2	3	4	5	6	7	8	9	AB	R	H	RBI	BB	SO	LOB	BOTTOM								
18 Jason Kendall, R OBP: 0.394, SLG: 0.369	0-1 F8		2-2 F9			2-2 G6-3		0-0 F7		4	0	0	0	0	0	0	Anaheim Angels @ Pittsburgh Pirates PNC Park, Pittsburgh, PA Tue Jun 15 2004, 7:05 PM EDT Att: 19,035 - Overcast - 75 F								
2 Jack Wilson, R OBP: 0.361, SLG: 0.500	2-2 P6		2-1 G5-3			3-2 F8		1-2 1B		4	0	1	0	0	0	0									
Jason Bay, R OBP: 0.319, SLG: 0.459	1-3 K		2-3 K			1-3 K		1-3 K		4	0	0	0	0	4	1									
Craig Wilson, R OBP: 0.413, SLG: 0.614		0-0 HR		2-2 P3		2-2 E5 1B		0-3 K		4	2	1	1	0	1	0									
Ruben Mateo, R OBP: 0.364, SLG: 0.556		0-1 F9		2-2 G4-3		2-1 F7		1-0 2B		2	0	0	0	0	0	0									
Rob Mackowiak, L OBP: 0.333, SLG: 0.503										2	0	1	0	0	0	1									
Danyle Ward, L OBP: 0.328, SLG: 0.561		1-1 P6		2-1 G6-3		1-1 P6		1-2 F9		4	0	0	0	0	0	2									
Bobby Hill, S OBP: 0.349, SLG: 0.339		1-2 2B 1B			0-0 G6-3		1-1 2H 1B		3-2 F7	4	0	2	1	0	0	1									
Jose Castillo, R OBP: 0.310, SLG: 0.348		1-1 2B			0-3 K		0-2 K			3	0	1	0	0	2	1									
16 Salomon Torres, R ERA: 3.34		1-3 2B								0	0	0	0	0	0	0									
Oliver Pérez, L ERA: 3.63		2-2 G4-3			1-2 F7			0-3 K		2	0	0	0	0	0	2									
Abraham Nunez, S OBP: 0.284, SLG: 0.372										1	0	0	0	0	1	0									
Inning Stats	R: 0 E: 0 K: 1 S: 10	H: 0 LOB: 0 BB: 0 P: 13	R: 1 E: 0 K: 0 S: 15	H: 3 LOB: 2 BB: 0 P: 20	R: 0 E: 0 K: 1 S: 9	H: 0 LOB: 0 BB: 0 P: 15	R: 0 E: 0 K: 0 S: 10	H: 0 LOB: 0 BB: 0 P: 16	R: 0 E: 0 K: 1 S: 9	H: 0 LOB: 0 BB: 0 P: 10	R: 0 E: 0 K: 1 S: 12	H: 0 LOB: 0 BB: 0 P: 18	R: 1 E: 1 K: 1 S: 13	H: 1 LOB: 1 BB: 0 P: 19	R: 0 E: 0 K: 2 S: 11	H: 1 LOB: 1 BB: 0 P: 13	R: 0 E: 0 K: 1 S: 11	H: 1 LOB: 1 BB: 0 P: 16	1B: 3 2B: 2 3B: 0 HR: 1	SF: 0 SAC: 0 DP: 0 HBP: 0	WP: 0 PB: 0 SB: 0 CS: 0	PA: 34			
PITCHER	IP	WLS	BF	H	R	ER	SO	BB	IBB	HBP	BLK	WP	HR	S	P	ERA	WHIP								
Jarrod Washburn, L ERA: 3.31	6.0		21	3	1	1	4	0	0	0	0	0	1	65	92	1.50	0.500								
62 Scot Shields, R ERA: 2.82	2.0	W	9	2	1	0	3	0	0	0	0	0	0	24	32	0.00	1.000								
Francisco Rodriguez, R ERA: 1.22	1.0	S	4	1	0	0	1	0	0	0	0	0	0	11	16	0.00	1.000								



Batter	1	2	3	4	5	6	7	8	9	AB	R	H	RBI	BB	SO	LOB	TOP								
9 Chone Figgins, S OBP: 0.350, SLG: 0.462 (1, 5)	G4-3			G3	FC4-2 1B		G3		K	5	0	0	0	0	1	5	Anaheim Angels @ Pittsburgh Pirates PNC Park, Pittsburgh, PA Wed Jun 16 2004, 7:05 PM EDT Att: 22,404 - Overcast - 69 F								
Adam Kennedy, L OBP: 0.293, SLG: 0.311 (1, 4)	G6-4-3 1B			F7	3-H 1B			K	K	5	0	2	1	0	2	2									
27 Vladimir Guerrero, R OBP: 0.390, SLG: 0.599 (1, 9)	G6-4-3			1B	2B			2B	1B	4	2	2	0	0	1	3									
16 Garret Anderson, L OBP: 0.396, SLG: 0.536 (1, 8)		G6-4-3 1B		1B	IBB			K	K	3	0	1	0	1	2	1									
Jose Guillen, R OBP: 0.365, SLG: 0.513 (1, 7)	P3			1B	1B		G5-3			4	0	2	2	0	0	1									
Darin Erstad, L OBP: 0.299, SLG: 0.338 (1, 3)	G6-4-3			F7			G1-3		G3	4	0	0	0	0	0	4									
Josh Paul, R OBP: 0.304, SLG: 0.200 (1, 2)			F9		2B FC4-2 1B		G1-3		SH1-4 3B 1B BB	3	0	1	0	1	0	0									
Alfredo Amezaga, S OBP: 0.215, SLG: 0.180 39 Robb Quinlan, R OBP: 0.372, SLG: 0.342 (7, PH) (7, 5)	G4-3			G4-3	1B 2B		E4		SH1-4 1B	2	1	1	0	0	0	0									
41 John Lackey, R (1, 1) Tim Salmon, R OBP: 0.304, SLG: 0.325 Derrick Turnbow, R (7, PH) David Eckstein, R OBP: 0.355, SLG: 0.360 (9, PH)	G4-3			G4-3	K		K		SH1-4	2	0	0	0	0	1	2									
Inning Stats	R: 0 E: 0 K: 0 S: 7	H: 1 LOB: 0 BB: 0 P: 11	R: 0 E: 0 K: 0 S: 6	H: 1 LOB: 0 BB: 0 P: 8	R: 0 E: 0 K: 0 S: 6	H: 0 LOB: 0 BB: 0 P: 10	R: 1 E: 0 K: 0 S: 10	H: 2 LOB: 2 BB: 1 P: 23	R: 1 E: 0 K: 2 S: 21	H: 3 LOB: 2 BB: 0 P: 36	R: 0 E: 0 K: 1 S: 9	H: 0 LOB: 0 BB: 0 P: 15	R: 0 E: 1 K: 1 S: 9	H: 0 LOB: 1 BB: 0 P: 9	R: 1 E: 0 K: 2 S: 10	H: 2 LOB: 1 BB: 0 P: 16		R: 0 E: 0 K: 2 S: 14	H: 1 LOB: 2 BB: 1 P: 27	1B: 7 2B: 3 3B: 0 HR: 0	SF: 0 SAC: 1 DP: 2 HBP: 0	WP: 0 PB: 0 SB: 1 CS: 0	PA: 38		
PITCHER	IP	WLS	BF	H	R	ER	SO	BB	IBB	HBP	BLK	WP	HR	S	P	ERA	WHIP								
Josh Fogg, R ERA: 6.57 34 John Grabow, L ERA: 4.5 Brian Meadows, R ERA: 2.72 16 Salomon Torres, R ERA: 3.5 Jose Mesa, R ERA: 2.77	5.0	W	21	7	2	2	2	0	1	0	0	0	0	50	88	3.60	1.400								

Batter	1	2	3	4	5	6	7	8	9	AB	R	H	RBI	BB	SO	LOB	BOTTOM								
18 Jason Kendall, R OBP: 0.392, SLG: 0.364 (1, 2)	G6-3		F9		FC6-4 2B 1B HR		2B G6-3 BB			3	1	0	1	1	0	2	Anaheim Angels @ Pittsburgh Pirates PNC Park, Pittsburgh, PA Wed Jun 16 2004, 7:05 PM EDT Att: 22,404 - Overcast - 69 F								
2 Jack Wilson, R OBP: 0.380, SLG: 0.496 (1, 6)	K			F8	HR 1B		G6-3			4	1	1	0	0	1	2									
Daryle Ward, L OBP: 0.333, SLG: 0.583 (7, 3)	G1-3			1B	HR			G4-3		4	1	2	3	0	0	0									
Craig Wilson, R OBP: 0.407, SLG: 0.603 (7, 9)		P6		K	K			G6-3		4	0	0	0	0	2	1									
Rob Mackowiak, L OBP: 0.332, SLG: 0.497 (7, 7)	G6-3			K			F8-1-3 1B	G3-1		4	0	1	0	0	1	1									
Randall Simon, L OBP: 0.271, SLG: 0.244 Brian Meadows, R Jose Castillo, R OBP: 0.310, SLG: 0.348 (8, 4)	F7			G4-3	G4-3		F8-1-3			3	0	0	0	0	0	1									
Bobby Hill, S OBP: 0.357, SLG: 0.348 16 Salomon Torres, R Jose Mesa, R (9, 1)				FC4-6 1B	1B 1B		F8			3	1	2	0	0	0	0									
Tike Redman, L OBP: 0.261, SLG: 0.311 (1, 8)			FC4-6 SH1-4		1B 18 FC6-4 1B		F7			3	1	1	0	0	0	1									
Josh Fogg, R Abraham Nunez, S OBP: 0.293, SLG: 0.380 34 John Grabow, L Chris Stynes, R OBP: 0.258, SLG: 0.278 (7, 5)	SH1-4			SH1-4	1B			18 PB		0	0	0	0	0	0	0									
Inning Stats	R: 0 E: 0 K: 1 S: 10	H: 0 LOB: 0 BB: 0 P: 15	R: 0 E: 0 K: 0 S: 8	H: 0 LOB: 0 BB: 0 P: 11	R: 0 E: 0 K: 0 S: 6	H: 1 LOB: 1 BB: 0 P: 8	R: 0 E: 0 K: 2 S: 10	H: 1 LOB: 1 BB: 0 P: 17	R: 5 E: 0 K: 1 S: 19	H: 5 LOB: 0 BB: 0 P: 27	R: 0 E: 0 K: 0 S: 5	H: 1 LOB: 0 BB: 1 P: 6	R: 0 E: 0 K: 0 S: 7	H: 1 LOB: 1 BB: 1 P: 13	R: 0 E: 0 K: 0 S: 4	H: 0 LOB: 0 BB: 0 P: 4		1B: 8 2B: 1 3B: 0 HR: 1	SF: 0 SAC: 1 DP: 2 HBP: 0	WP: 0 PB: 1 SB: 1 CS: 0	PA: 32				
PITCHER	IP	WLS	BF	H	R	ER	SO	BB	IBB	HBP	BLK	WP	HR	S	P	ERA	WHIP								
41 John Lackey, R ERA: 5.51 Derrick Turnbow, R ERA:	6.0	L	25	8	5	5	4	0	0	0	0	0	0	11	84	7.50	1.333								



Batter	1	2	3	4	5	6	7	8	9	AB	R	H	RBI	BB	SO	LOB	TOP										
9 Chone Figgins, S OBP: 0.343, SLG: 0.454 (1, 5)	B1			G6-3		K		FC6		4	0	0	0	0	1	1	Anaheim Angels @ Pittsburgh Pirates PNC Park, Pittsburgh, PA Thu Jun 17 2004, 7:05 PM EDT Att: 15,395 - Overcast - 79 F										
Adam Kennedy, L OBP: 0.293, SLG: 0.310 (1, 4)	F8			K		F8			1B	4	0	1	0	0	1	0											
27 Vladimir Guerrero, R OBP: 0.391, SLG: 0.590 (1, 9)	K			G5-3				F8	P3	4	0	0	0	0	1	1											
16 Garret Anderson, L OBP: 0.411, SLG: 0.557 (1, 8)		F7			1B	2B		E8	1B	4	2	3	0	0	0	0											
Jose Guillen, R OBP: 0.363, SLG: 0.508 (1, 7)		G4-3			K			G1-6-3	1B	4	0	1	1	0	1	3											
Darin Erstad, L OBP: 0.297, SLG: 0.336 (1, 3)		L8			G6-3	1B		G1-6-3	G1-3	4	0	1	1	0	0	3											
Jose Molina, R OBP: 0.294, SLG: 0.366 (8, PH)				K		G6-3		L8		2	0	0	0	0	1	1											
Jeff DaVanon, S OBP: 0.405, SLG: 0.448 (8, PH)						G6-3				1	0	0	0	0	0	0											
Josh Paul, R OBP: 0.304, SLG: 0.200 (8, 2)						1-2				0	0	0	0	0	0	0											
Alfredo Amezaga, S OBP: 0.209, SLG: 0.175 (8, PH)				G3-1		K2-3		K2-3		2	0	0	0	0	1	1											
39 Robb Quinlan, R OBP: 0.394, SLG: 0.533 (8, 5)										1	0	0	0	0	1	0											
40 Bartolo Colon, R (1, 1)				G3						2	0	0	0	0	1	0											
Tim Salmon, R OBP: 0.312, SLG: 0.333 (8, PH)										1	0	1	0	0	0	0											
Kevin Gregg, R (8, 1)										0	0	0	0	0	0	0											
Inning Stats	R: 0 E: 0 K: 1 S: 6	H: 0 LOB: 0 BB: 0 P: 7	R: 0 E: 0 K: 0 S: 5	H: 0 LOB: 0 BB: 0 P: 5	R: 0 E: 0 K: 1 S: 9	H: 0 LOB: 0 BB: 0 P: 13	R: 1 E: 0 K: 2 S: 12	H: 2 LOB: 1 BB: 0 P: 15	R: 0 E: 0 K: 2 S: 11	H: 0 LOB: 0 BB: 0 P: 16	R: 1 E: 1 K: 0 S: 6	H: 2 LOB: 0 BB: 0 P: 11	R: 0 E: 0 K: 1 S: 11	H: 1 LOB: 1 BB: 0 P: 16	R: 0 E: 0 K: 0 S: 6	H: 2 LOB: 2 BB: 0 P: 8	1B: 6 2B: 1 3B: 0 HR: 0	SF: 0 SAC: 0 DP: 1 HBP: 0	WP: 0 PB: 0 SB: 0 CS: 0	PA: 33							
PITCHER	IP	WLS	BF	H	R	ER	SO	BB	IBB	HBP	BLK	WP	HR	S	P	ERA	WHIP										
Kris Benson, R ERA: 5.0 (1, 1)	8.0	W	28	5	2	1	8	0	0	0	0	0	0	70	99	1.12	0.625										
Jose Mesa, R ERA: 2.67 (9, 1)	1.0	S	5	2	0	0	0	0	0	0	0	0	0	6	8	0.00	2.000										

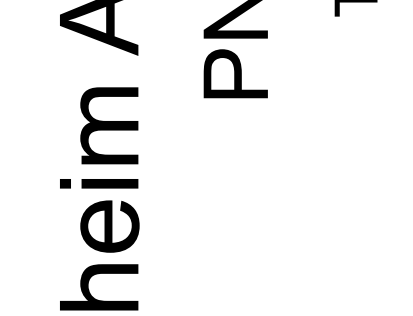
Batter	1	2	3	4	5	6	7	8	9	AB	R	H	RBI	BB	SO	LOB	BOTTOM											
18 Jason Kendall, R OBP: 0.394, SLG: 0.368 (1, 2)	G6-3					G4-3				3	0	1	0	1	0	0	Anaheim Angels @ Pittsburgh Pirates PNC Park, Pittsburgh, PA Thu Jun 17 2004, 7:05 PM EDT Att: 15,395 - Overcast - 79 F											
2 Jack Wilson, R OBP: 0.382, SLG: 0.511 (1, 6)				2B		BB				4	1	2	1	0	0	3												
Daryle Ward, L OBP: 0.338, SLG: 0.580 (1, 9)				G6-3		L8				4	0	2	0	0	0	1												
Craig Wilson, R OBP: 0.401, SLG: 0.593 (1, 7)						HR				4	0	0	0	0	1	3												
Rob Mackowiak, L OBP: 0.339, SLG: 0.515 (1, 5)										3	1	2	1	1	1	0												
Randall Simon, L OBP: 0.258, SLG: 0.232 (1, 3)										4	0	0	0	0	0	3												
Chris Stynes, R OBP: 0.258, SLG: 0.278 (9, 5)										0	0	0	0	0	0	0												
Bobby Hill, S OBP: 0.353, SLG: 0.345 (1, 4)										4	1	1	0	0	1	2												
Jose Mesa, R (9, 1)										0	0	0	0	0	0	0												
Tike Redman, L OBP: 0.270, SLG: 0.350 (1, 8)										4	2	3	3	0	0	0												
Kris Benson, R OBP: 0.217, SLG: 0.182 (1, 1)										2	0	0	0	0	1	0												
Abraham Nunez, S OBP: 0.289, SLG: 0.375 (8, PH)										1	0	0	0	0	0	0												
Inning Stats	R: 0 E: 0 K: 0 S: 11	H: 1 LOB: 1 BB: 0 P: 16	R: 0 E: 0 K: 1 S: 6	H: 0 LOB: 0 BB: 0 P: 8	R: 0 E: 0 K: 1 S: 12	H: 1 LOB: 1 BB: 0 P: 13	R: 1 E: 0 K: 1 S: 8	H: 1 LOB: 0 BB: 0 P: 10	R: 0 E: 0 K: 1 S: 7	H: 1 LOB: 2 BB: 1 P: 14	R: 0 E: 0 K: 1 S: 10	H: 1 LOB: 1 BB: 1 P: 20	R: 2 E: 0 K: 0 S: 10	H: 3 LOB: 1 BB: 0 P: 16	R: 2 E: 0 K: 0 S: 11	H: 3 LOB: 0 BB: 0 P: 17	1B: 5 2B: 2 3B: 0 HR: 4	SF: 0 SAC: 1 DP: 0 HBP: 0	WP: 0 PB: 0 SB: 0 CS: 1	PA: 36								
PITCHER	IP	WLS	BF	H	R	ER	SO	BB	IBB	HBP	BLK	WP	HR	S	P	ERA	WHIP											
40 Bartolo Colon, R ERA: 6.04 (1, 1)	7.0	L	31	8	3	3	4	2	0	0	0	0	0	3	64	97	3.86	1.429										
Kevin Gregg, R ERA: 2.49 (8, 1)	1.0		5	3	2	2	0	0	0	0	0	0	1	11	17	18.00	3.000											

AB 33
R 2
H 7
RBI 2
BB 0
SO 8
LOB 10



WP: 0
PB: 0
SB: 0
CS: 0

AB 33
R 5
H 11
RBI 5
BB 2
SO 4
LOB 12



WP: 0
PB: 0
SB: 0
CS: 1

Batter	1	2	3	4	5	6	7	8	9	AB	R	H	RBI	BB	SO	LOB	TOP					
Darin Erstad, L (1, 3) OBP: 0.289, SLG: 0.326										4	0	0	0	0	1	0	Anaheim Angels @ Houston Astros Minute Maid Park, Houston, TX Fri Jun 18 2004, 7:05 PM CDT Att: 38,328 - Dome - 72 F					
9 Chone Figgins, S (1, 6) OBP: 0.342, SLG: 0.450										4	0	1	0	0	0	0						
27 Vladimir Guerrero, R (1, 9) OBP: 0.389, SLG: 0.589										4	0	1	0	0	0	1						
16 Garret Anderson, L (1, 8) OBP: 0.414, SLG: 0.549										3	0	1	0	1	0	0						
Jose Guillen, R (1, 7) OBP: 0.358, SLG: 0.500										4	0	0	0	0	1	3						
39 Robb Quinlan, R (1, 5) OBP: 0.333, SLG: 0.302										4	0	0	0	0	3	1						
Adam Kennedy, L (1, 4) OBP: 0.297, SLG: 0.315										3	0	2	0	0	0	0						
Josh Paul, R (1, 2) OBP: 0.280, SLG: 0.182										2	0	0	0	0	0	1						
Jeff DaVanon, S (7, PH) OBP: 0.403, SLG: 0.444										1	0	0	0	0	1	2						
Jose Molina, R (7, 2) OBP: 0.284, SLG: 0.366										0	0	0	0	0	0	0						
45 Kelvim Escobar, R (1, 1) Matt Hensley, R (8, 1) Alfredo Amezaga, S (8, PH) Brendan Donnelly, R (8, 1)										2	0	0	0	0	0	1						
										0	0	0	0	0	0	0						
										1	0	0	0	0	0	0						
										0	0	0	0	0	0	0						
Inning Stats	R: 0 E: 0 K: 1 S: 10	H: 0 LOB: 0 BB: 0 P: 15	R: 0 E: 0 K: 1 S: 7	H: 0 LOB: 0 BB: 0 P: 10	R: 0 E: 0 K: 0 S: 5	H: 0 LOB: 0 BB: 0 P: 8	R: 0 E: 0 K: 0 S: 12	H: 1 LOB: 2 BB: 1 P: 23	R: 0 E: 0 K: 1 S: 7	H: 1 LOB: 1 BB: 0 P: 12	R: 0 E: 0 K: 0 S: 5	H: 0 LOB: 0 BB: 0 P: 7	R: 0 E: 0 K: 1 S: 11	H: 2 LOB: 2 BB: 0 P: 18	R: 0 E: 0 K: 0 S: 11	H: 1 LOB: 1 BB: 0 P: 14	R: 0 E: 0 K: 2 S: 11	H: 0 LOB: 0 BB: 0 P: 15	1B: 4 2B: 1 3B: 0 HR: 0	SF: 0 SAC: 0 DP: 0 HBP: 0	WP: 0 PB: 0 SB: 0 CS: 0	PA: 33
PITCHER	IP WLS BF H R ER SO BB IBB HBP BLK WP HR S P ERA WHIP																					
Pete Munro, R (1, 1) ERA: 1.69	6.1 W 23 3 0 0 3 1 0 0 0 0 0 0 52 85 0.00 0.632																					
Dan Miceli, R (7, 1) ERA: 3.73	0.2 3 1 0 0 1 0 0 0 0 0 0 0 5 8 0.00 1.500																					
54 Brad Lidge, R (8, 1) ERA: 2.52	1.0 4 1 0 0 0 0 0 0 0 0 0 0 11 14 0.00 1.000																					
Octavio Dotel, R (9, 1) ERA: 3.03	1.0 3 0 0 0 2 0 0 0 0 0 0 0 11 15 0.00 0.000																					

Batter	1	2	3	4	5	6	7	8	9	AB	R	H	RBI	BB	SO	LOB	BOTTOM					
Craig Biggio, R (1, 8) OBP: 0.364, SLG: 0.470										5	0	1	0	0	0	3	Anaheim Angels @ Houston Astros Minute Maid Park, Houston, TX Fri Jun 18 2004, 7:05 PM CDT Att: 38,328 - Dome - 72 F					
Jose Vizcaino, S (1, 6) OBP: 0.343, SLG: 0.352										5	2	4	0	0	1	2						
17 Lance Berkman, S (1, 7) OBP: 0.476, SLG: 0.648										4	1	0	0	1	2	3						
Jeff Kent, R (1, 4) OBP: 0.348, SLG: 0.526										4	1	2	3	1	2	1						
5 Jeff Bagwell, R (1, 3) OBP: 0.400, SLG: 0.462										2	1	1	1	2	0	0						
Mike Lamb, L (1, 5) OBP: 0.388, SLG: 0.584										5	0	1	0	0	2	5						
16 Jason Lane, R (1, 9) OBP: 0.342, SLG: 0.433										3	0	0	1	1	2	2						
Brad Ausmus, R (1, 2) OBP: 0.318, SLG: 0.325										3	0	1	0	1	0	2						
Pete Munro, R (1, 1) ERA: 1.69										2	0	0	0	1	1	0						
Dan Miceli, R (7, 1) ERA: 3.48										0	0	0	0	0	0	0						
Orlando Palmeiro, L (7, PH) OBP: 0.278, SLG: 0.389										1	0	0	0	0	0	1						
54 Brad Lidge, R (8, 1) Octavio Dotel, R (9, 1)										0	0	0	0	0	0	0						
										0	0	0	0	0	0	0						
Inning Stats	R: 0 E: 0 K: 2 S: 14	H: 1 LOB: 3 BB: 2 P: 24	R: 0 E: 0 K: 2 S: 7	H: 0 LOB: 0 BB: 0 P: 9	R: 0 E: 0 K: 1 S: 7	H: 1 LOB: 1 BB: 0 P: 14	R: 0 E: 0 K: 0 S: 12	H: 0 LOB: 3 BB: 3 P: 28	R: 2 E: 0 K: 1 S: 13	H: 3 LOB: 2 BB: 1 P: 21	R: 2 E: 0 K: 1 S: 15	H: 2 LOB: 2 BB: 1 P: 29	R: 0 E: 0 K: 2 S: 18	H: 2 LOB: 0 BB: 0 P: 27	R: 1 E: 0 K: 1 S: 10	H: 1 LOB: 0 BB: 0 P: 19	R: 0 E: 0 K: 1 S: 10	H: 0 LOB: 0 BB: 0 P: 15	1B: 6 2B: 2 3B: 1 HR: 1	SF: 0 SAC: 0 DP: 0 HBP: 1	WP: 1 PB: 0 SB: 1 CS: 0	PA: 42
PITCHER	IP WLS BF H R ER SO BB IBB HBP BLK WP HR S P ERA WHIP																					
45 Kelvim Escobar, R (1, 1) ERA: 3.48	5.2 L 31 7 4 4 6 6 1 0 0 0 0 0 62 112 6.35 2.294																					
Matt Hensley, R (8, 1) ERA: 3.86	1.1 7 2 0 0 3 0 0 0 1 0 0 0 24 40 0.00 1.500																					
Brendan Donnelly, R (8, 1) ERA: 9.0	1.0 4 1 1 1 1 0 0 0 0 0 0 1 10 19 9.00 1.000																					



Batter	1	2	3	4	5	6	7	8	9	AB	R	H	RBI	BB	SO	LOB	TOP					
Eric Byrnes, R OBP: 0.367, SLG: 0.484 (1, 7)	F7		L9		FC4			1B		4	0	1	0	0	0	1						
Mark McLemore, S OBP: 0.398, SLG: 0.338 (1, 5)	F8				G6-4-3		K	F7		4	0	1	0	0	1	1						
21 Mark Kotsay, L OBP: 0.345, SLG: 0.396 (1, 8)	F7				F7		G4-3	F7		4	0	1	0	0	0	2						
Jermaine Dye, R OBP: 0.352, SLG: 0.513 (1, 9)	F7				G6-4-3		K		G6-3	4	0	0	0	0	1	2						
Scott Hatteberg, L OBP: 0.401, SLG: 0.514 (1, 3)		G4-3				G3		F7		4	1	1	0	0	0	0						
Erubiel Durazo, L OBP: 0.397, SLG: 0.529 (1, 10)		L1				7 2B		FC5-4		4	1	3	0	0	0	0						
7 Bobby Crosby, R Ramon Castro, R (9, PH)								P6		3	1	1	0	0	1	1						
Damian Miller, R OBP: 0.337, SLG: 0.434 (1, 2)				L9				K		1	0	0	1	0	0	1						
Marco Scutaro, R OBP: 0.318, SLG: 0.396 (1, 4)				F7				FC4		3	0	1	2	0	0	0						
Inning Stats	R: 0 E: 0 K: 0 S: 10	H: 1 LOB: 1 BB: 0 P: 16	R: 0 E: 0 K: 1 S: 8	H: 0 LOB: 0 BB: 0 P: 12	R: 0 E: 0 K: 0 S: 9	H: 0 LOB: 0 BB: 0 P: 11	R: 0 E: 0 K: 0 S: 5	H: 1 LOB: 0 BB: 0 P: 6	R: 2 E: 0 K: 1 S: 17	H: 3 LOB: 1 BB: 0 P: 24	R: 0 E: 0 K: 0 S: 10	H: 0 LOB: 0 BB: 0 P: 14	R: 0 E: 0 K: 0 S: 7	H: 1 LOB: 1 BB: 0 P: 11	R: 0 E: 0 K: 0 S: 9	H: 1 LOB: 1 BB: 0 P: 14	R: 1 E: 1 K: 0 S: 17	H: 2 LOB: 1 BB: 0 P: 24	1B: 7 2B: 2 3B: 0 HR: 0	SF: 0 SAC: 0 DP: 2 HBP: 0	WP: 1 PB: 0 SB: 0 CS: 0	PA: 35
PITCHER	IP	WLS	BF	H	R	ER	SO	BB	IBB	HBP	BLK	WP	HR	S	P	ERA	WHIP					
41 John Lackey, R ERA: 5.22	8.0	W	30	7	2	2	4	0	0	0	0	0	0	75	108	2.25	0.875					
62 Scot Shields, R ERA: 2.89	1.0		5	2	1	1	0	0	0	0	0	1	0	17	24	9.00	2.000					

Oakland Athletics @ Anaheim Angels
Angel Stadium of Anaheim, Anaheim, CA
Mon Jun 21 2004, 7:05 PM PDT
Att: 43,058 - Sunny - 68 F

AB 35
R 3
H 9
RBI 3
BB 0
SO 4
LOB 13



Batter	1	2	3	4	5	6	7	8	9	AB	R	H	RBI	BB	SO	LOB	BOTTOM					
David Eckstein, R OBP: 0.353, SLG: 0.359 (1, 6)	G6-3		F8			F9				4	2	1	2	1	0	1						
9 Chone Figgins, S OBP: 0.345, SLG: 0.455 (9, 9)	F7				G6-3		G1-3	K		4	0	0	0	1	1	4						
27 Vladimir Guerrero, R 39 Robb Quinlan, R OBP: 0.382, SLG: 0.388 (9, 3)										5	3	4	4	0	0	1						
16 Garret Anderson, L OBP: 0.407, SLG: 0.534 (1, 8)	K				G6-3		F8			4	0	1	1	1	1	1						
Jose Guillen, R OBP: 0.362, SLG: 0.508 (1, 7)		G5-3			G6-3		F9			5	0	2	2	0	0	1						
Darin Erstad, L OBP: 0.299, SLG: 0.338 Alfredo Amezaga, S OBP: 0.217, SLG: 0.172 (9, 5)					F8					4	1	1	0	1	0	3						
Jeff DaVanon, S OBP: 0.401, SLG: 0.440 (1, 10)	F7						K2-3	K		4	0	1	0	0	2	2						
Bengie Molina, R OBP: 0.308, SLG: 0.430 (1, 2)	P3									4	2	2	1	0	0	2						
Adam Kennedy, L OBP: 0.303, SLG: 0.314 (1, 4)										3	2	1	0	1	2	1						
Inning Stats	R: 0 E: 0 K: 1 S: 13	H: 1 LOB: 1 BB: 0 P: 16	R: 0 E: 0 K: 0 S: 9	H: 0 LOB: 1 BB: 1 P: 16	R: 0 E: 0 K: 1 S: 13	H: 0 LOB: 1 BB: 1 P: 22	R: 0 E: 0 K: 0 S: 7	H: 0 LOB: 0 BB: 0 P: 11	R: 4 E: 0 K: 1 S: 21	H: 5 LOB: 1 BB: 0 P: 29	R: 1 E: 0 K: 2 S: 17	H: 2 LOB: 1 BB: 0 P: 23	R: 1 E: 0 K: 0 S: 10	H: 2 LOB: 1 BB: 0 P: 18	R: 4 E: 0 K: 1 S: 22	H: 3 LOB: 3 BB: 3 P: 41	R: 4 E: 0 K: 1 S: 22	H: 3 LOB: 2 BB: 3 P: 41	1B: 7 2B: 5 3B: 0 HR: 1	SF: 0 SAC: 0 DP: 0 HBP: 0	WP: 1 PB: 0 SB: 0 CS: 0	PA: 42
PITCHER	IP	WLS	BF	H	R	ER	SO	BB	IBB	HBP	BLK	WP	HR	S	P	ERA	WHIP					
40 Rich Harden, R ERA: 4.25	5.1	L	26	8	5	5	4	2	0	0	0	0	0	71	104	8.44	1.875					
Ricardo Rincon, L ERA: 6.61	0.1		1	0	0	0	1	0	0	0	0	0	0	3	4	0.00	0.000					
58 Justin Duchschere, R ERA: 3.15	2.0		11	3	4	4	1	2	0	0	0	0	1	29	52	18.00	2.500					
Chad Bradford, R ERA: 5.34	0.1		4	2	1	1	0	0	1	0	0	0	0	9	16	27.00	6.000					

Oakland Athletics @ Anaheim Angels
Angel Stadium of Anaheim, Anaheim, CA
Mon Jun 21 2004, 7:05 PM PDT
Att: 43,058 - Sunny - 68 F

AB 37
R 10
H 13
RBI 10
BB 5
SO 6
LOB 16



Batter	1	2	3	4	5	6	7	8	9	AB	R	H	RBI	BB	SO	LOB	TOP										
Eric Byrnes, R OBP: 0.365, SLG: 0.480										4	0	1	1	0	1	0	Oakland Athletics @ Anaheim Angels Angel Stadium of Anaheim, Anaheim, CA Tue Jun 22 2004, 7:05 PM PDT Att: 43,021 - Sunny - 70 F AB 32 R 1 H 5 RBI 1 BB 0 SO 8 LOB 8 										
Mark McLemore, S OBP: 0.391, SLG: 0.333 Esteban German, R OBP: 0.238, SLG: 0.231										4	0	1	0	0	3	2											
21 Mark Kotsay, L OBP: 0.344, SLG: 0.393										4	0	1	0	0	0	1											
Jermaine Dye, R OBP: 0.347, SLG: 0.506										4	0	0	0	0	1	2											
Scott Hatteberg, L OBP: 0.394, SLG: 0.505										4	0	0	0	0	0	1											
Erubiel Durazo, L OBP: 0.391, SLG: 0.522										3	0	0	0	0	1	0											
7 Bobby Crosby, R OBP: 0.331, SLG: 0.464										3	1	1	0	0	1	0											
17 Adam Melhuse, S OBP: 0.315, SLG: 0.434										3	0	1	0	0	0	0											
Marco Scutaro, R OBP: 0.314, SLG: 0.391										3	0	0	0	0	1	2											
Inning Stats	R: 0 E: 0 K: 1 S: 8	H: 0 LOB: 0 BB: 0 P: 13	R: 0 E: 0 K: 0 S: 6	H: 0 LOB: 0 BB: 0 P: 9	R: 0 E: 0 K: 0 S: 9	H: 0 LOB: 0 BB: 0 P: 14	R: 0 E: 0 K: 2 S: 10	H: 1 LOB: 1 BB: 0 P: 16	R: 0 E: 0 K: 1 S: 10	H: 0 LOB: 0 BB: 0 P: 13	R: 0 E: 0 K: 0 S: 9	H: 1 LOB: 1 BB: 0 P: 16	R: 1 E: 0 K: 1 S: 17	H: 3 LOB: 2 BB: 0 P: 26	R: 0 E: 0 K: 1 S: 9	H: 0 LOB: 0 BB: 0 P: 14	1B: 5 2B: 0 3B: 0 HR: 0	SF: 0 SAC: 0 DP: 0 HBP: 0	WP: 0 PB: 0 SB: 0 CS: 0	PA: 32							
PITCHER	IP	WLS	BF	H	R	ER	SO	BB	IBB	HBP	BLK	WP	HR	S	P	ERA	WHIP										
40 Bartolo Colon, R ERA: 5.62 Brendan Donnelly, R ERA: 2.7	(1, 1)	7.2	W	28	5	1	1	6	0	0	0	0	0	75	116	1.17	0.652										
(8, 1)	1.1		4	0	0	0	2	0	0	0	0	0	0	12	18	0.00	0.000										

Batter	1	2	3	4	5	6	7	8	9	AB	R	H	RBI	BB	SO	LOB	BOTTOM											
David Eckstein, R OBP: 0.352, SLG: 0.359										3	1	1	1	0	1	0	Oakland Athletics @ Anaheim Angels Angel Stadium of Anaheim, Anaheim, CA Tue Jun 22 2004, 7:05 PM PDT Att: 43,021 - Sunny - 70 F AB 30 R 6 H 9 RBI 6 BB 3 SO 5 LOB 13 											
9 Chone Figgins, S OBP: 0.352, SLG: 0.470										3	2	2	1	1	0	1												
27 Vladimir Guerrero, R OBP: 0.391, SLG: 0.612										3	1	1	2	0	0	2												
16 Garret Anderson, L OBP: 0.410, SLG: 0.528										3	1	1	0	1	1	0												
Jose Guillen, R OBP: 0.360, SLG: 0.502										3	0	0	0	1	1	3												
Darin Erstad, L OBP: 0.304, SLG: 0.342										4	0	2	1	0	0	2												
Tim Salmon, R OBP: 0.313, SLG: 0.333										4	0	1	1	0	1	3												
Bengie Molina, R OBP: 0.306, SLG: 0.424										4	0	1	0	0	0	0												
Adam Kennedy, L OBP: 0.300, SLG: 0.310										3	1	0	0	0	1	2												
Inning Stats	R: 0 E: 0 K: 1 S: 6	H: 0 LOB: 1 BB: 1 P: 12	R: 1 E: 0 K: 0 S: 12	H: 3 LOB: 2 BB: 0 P: 16	R: 3 E: 0 K: 0 S: 16	H: 4 LOB: 1 BB: 1 P: 27	R: 1 E: 1 K: 0 S: 9	H: 0 LOB: 1 BB: 0 P: 16	R: 0 E: 0 K: 1 S: 8	H: 0 LOB: 0 BB: 1 P: 19	R: 0 E: 0 K: 1 S: 12	H: 0 LOB: 0 BB: 0 P: 18	R: 1 E: 0 K: 2 S: 11	H: 1 LOB: 0 BB: 0 P: 21	R: 0 E: 0 K: 0 S: 4	H: 1 LOB: 0 BB: 0 P: 8	1B: 6 2B: 3 3B: 1 HR: 0	SF: 1 SAC: 1 DP: 3 HBP: 0	WP: 2 PB: 0 SB: 1 CS: 0	PA: 35								
PITCHER	IP	WLS	BF	H	R	ER	SO	BB	IBB	HBP	BLK	WP	HR	S	P	ERA	WHIP											
Tim Hudson, R ERA: 2.98 Ricardo Rincon, L ERA: 6.23 Arthur Rhodes, L ERA: 5.28 Justin Lehr, R ERA:	(1, 1)	5.0	L	25	7	5	4	2	3	0	0	0	0	1	1	90	7.20	2.000										
(6, 1)	1.0		3	0	0	0	1	0	0	0	0	0	0	12	18	0.00	0.000											
(7, 1)	1.0		4	1	1	1	2	0	0	0	0	1	0	11	21	9.00	1.000											
(8, 1)	1.0		3	1	0	0	0	0	0	0	0	0	0	4	8	0.00	1.000											

Batter	1	2	3	4	5	6	7	8	9	AB	R	H	RBI	BB	SO	LOB	TOP										
Eric Byrnes, R OBP: 0.362, SLG: 0.478 (1, 7)										5	1	1	0	0	3	4	Oakland Athletics @ Anaheim Angels Angel Stadium of Anaheim, Anaheim, CA Wed Jun 23 2004, 7:05 PM PDT Att: 42,774 - Sunny - 72 F										
21 Mark Kotsay, L OBP: 0.352, SLG: 0.359 (1, 8)										4	1	3	1	1	1	0											
Scott Hatteberg, L OBP: 0.394, SLG: 0.505 (1, 3)										2	2	1	2	1	1	1											
Erubiel Durazo, L OBP: 0.396, SLG: 0.519 (1, 10)										3	0	1	1	2	1	2											
7 Bobby Crosby, R OBP: 0.324, SLG: 0.454 (1, 6)										5	0	0	1	0	1	7											
Damian Miller, R OBP: 0.338, SLG: 0.438 (1, 2)										5	0	2	1	0	0	1											
Marco Scutaro, R OBP: 0.307, SLG: 0.382 (1, 4)										5	0	0	0	0	0	4											
23 Bobby Kielty, S OBP: 0.313, SLG: 0.396 (1, 9)										4	1	1	0	1	0	2											
Esteban German, R OBP: 0.261, SLG: 0.279 (1, 5)										4	2	2	0	0	1	2											
Inning Stats	R: 0 E: 0 K: 1 S: 12	H: 0 LOB: 2 BB: 2 P: 23	R: 0 E: 0 K: 0 S: 6	H: 0 LOB: 0 BB: 0 P: 9	R: 0 E: 0 K: 3 S: 9	H: 0 LOB: 0 BB: 0 P: 11	R: 1 E: 1 K: 0 S: 11	H: 1 LOB: 2 BB: 1 P: 21	R: 2 E: 0 K: 1 S: 12	H: 3 LOB: 1 BB: 0 P: 22	R: 0 E: 0 K: 1 S: 14	H: 2 LOB: 2 BB: 0 P: 22	R: 2 E: 0 K: 0 S: 11	H: 3 LOB: 1 BB: 0 P: 18	R: 2 E: 0 K: 2 S: 15	H: 2 LOB: 2 BB: 2 P: 33	R: 0 E: 0 K: 0 S: 6	H: 0 LOB: 0 BB: 0 P: 9	1B: 8 2B: 3 3B: 0 HR: 0	SF: 2 SAC: 0 DP: 0 HBP: 0	WP: 1 PB: 1 SB: 1 CS: 0	PA: 44					
PITCHER	IP	WLS	BF	H	R	ER	SO	BB	IBB	HBP	BLK	WP	HR	S	P	ERA	WHIP										
45 Kelvim Escobar, R ERA: 3.56 (1, 1)	6.0	L	28	6	3	3	6	3	0	0	0	1	0	64	108	4.50	1.500										
Kevin Gregg, R ERA: 3.53 (7, 1)	1.2		11	5	4	3	1	1	0	0	0	0	0	23	41	16.20	3.600										
Derrick Turnbow, R ERA: (8, 1)	1.1		5	0	0	0	1	1	0	0	0	0	0	9	19	0.00	0.750										

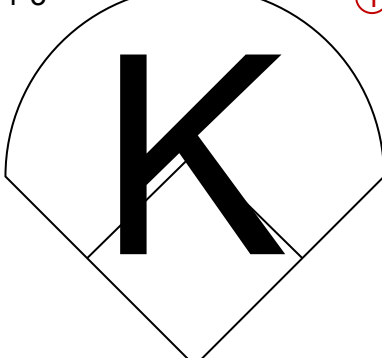
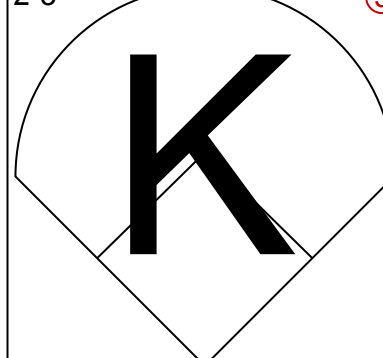
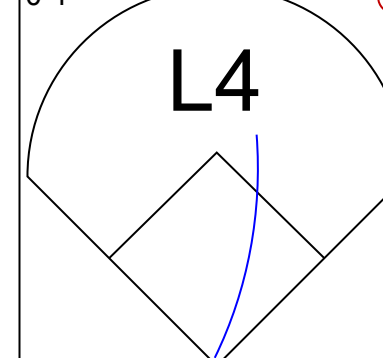
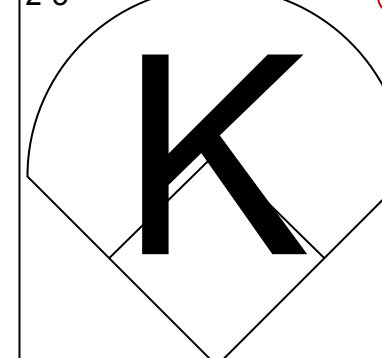
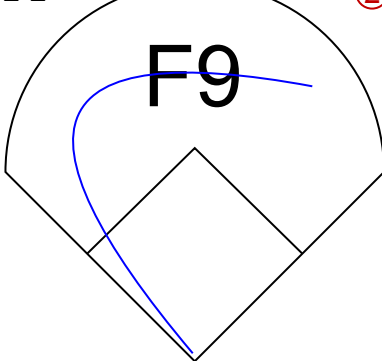
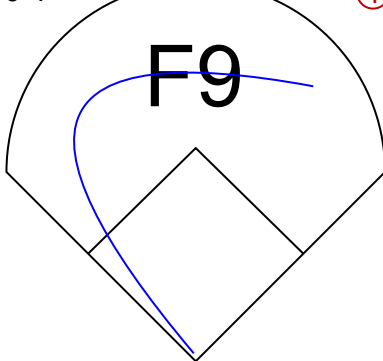
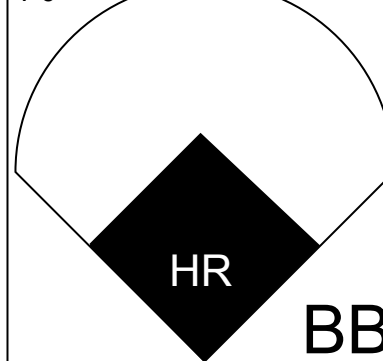
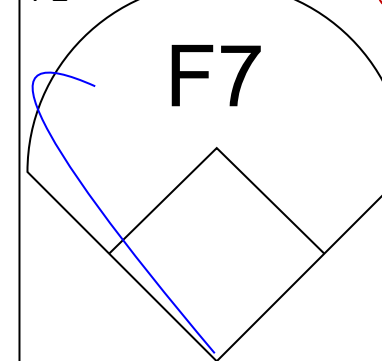
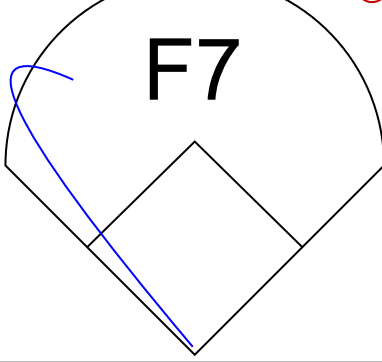
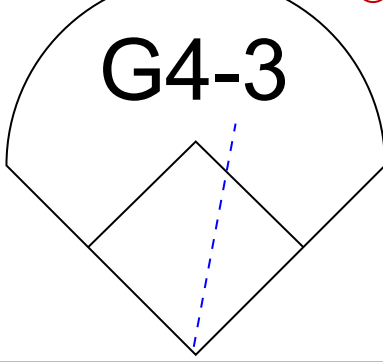
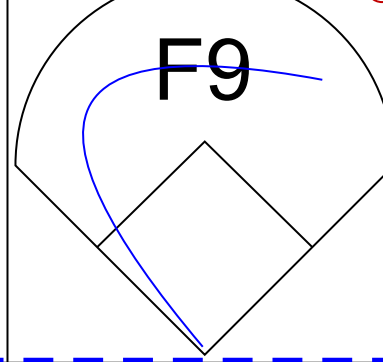
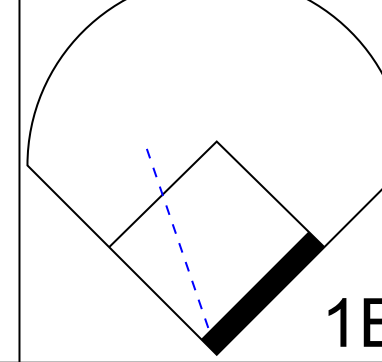
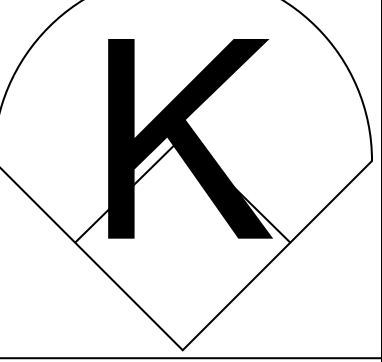
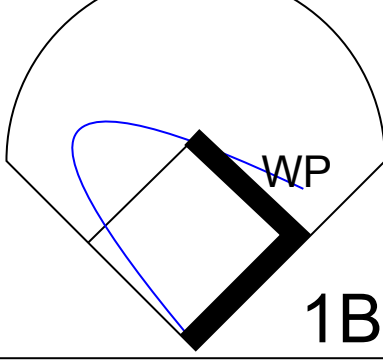
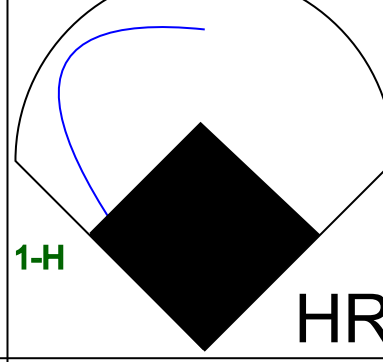
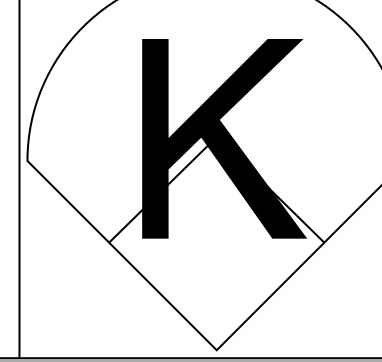

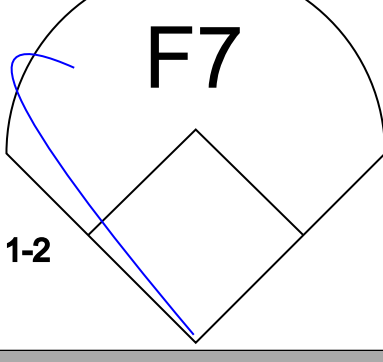
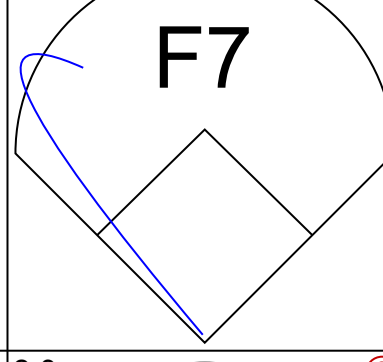
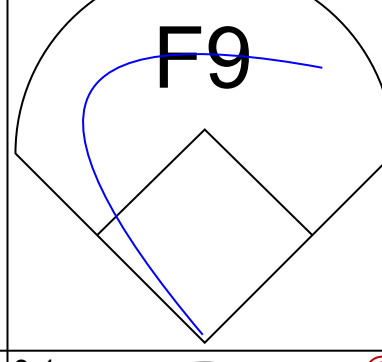

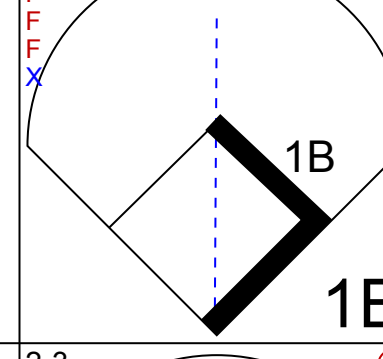
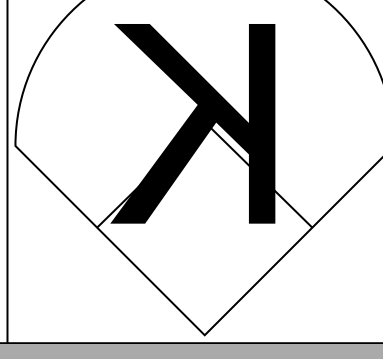
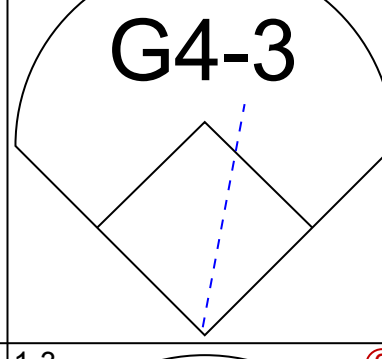
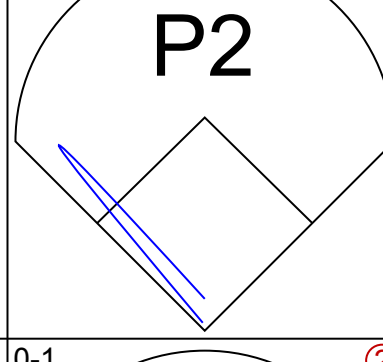
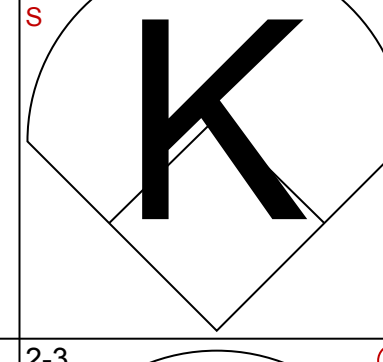
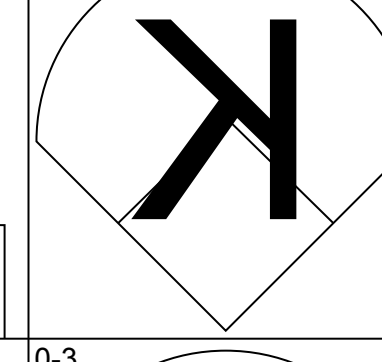

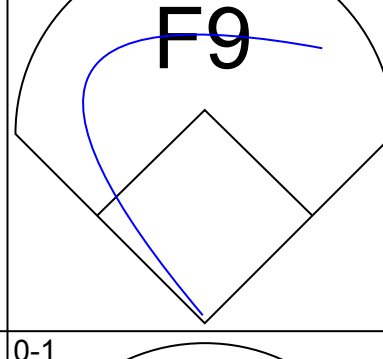
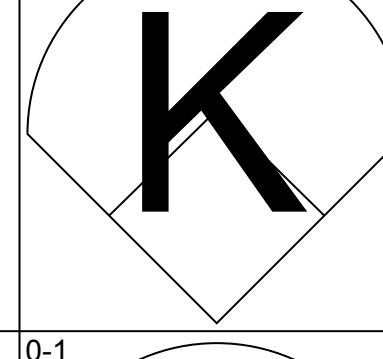
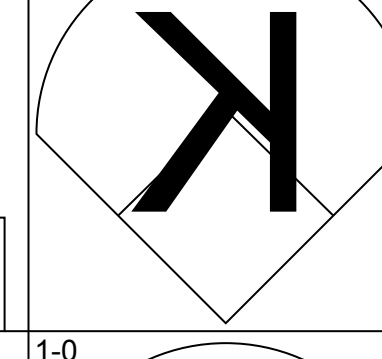
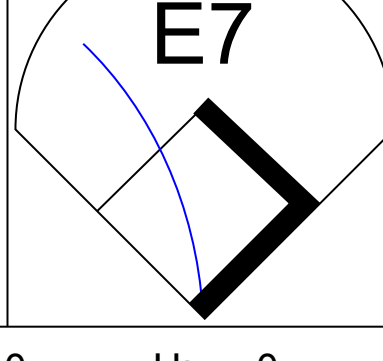
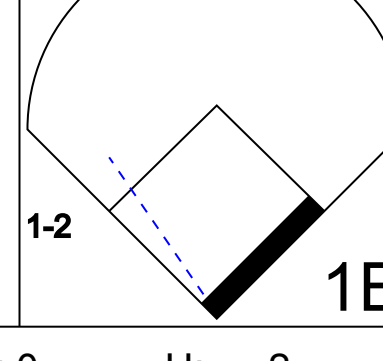
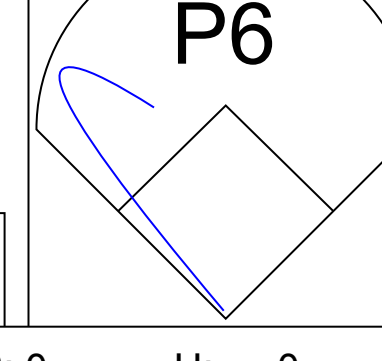
AB	37
R	7
H	11
RBI	6
BB	5
SO	8
LOB	23



Batter	1	2	3	4	5	6	7	8	9	AB	R	H	RBI	BB	SO	LOB	BOTTOM										
David Eckstein, R OBP: 0.355, SLG: 0.362 (1, 6)										4	0	2	1	0	0	1	Oakland Athletics @ Anaheim Angels Angel Stadium of Anaheim, Anaheim, CA Wed Jun 23 2004, 7:05 PM PDT Att: 42,774 - Sunny - 72 F										
9 Chone Figgins, S OBP: 0.350, SLG: 0.467 (1, 5)										4	0	1	0	0	1	2											
27 Vladimir Guerrero, R OBP: 0.395, SLG: 0.618 (1, 9)										4	0	3	0	0	0	2											
16 Garret Anderson, L OBP: 0.397, SLG: 0.509 (1, 8)										4	0	0	0	0	2	2											
Jose Guillen, R OBP: 0.355, SLG: 0.494 (1, 7)										4	0	0	0	0	0	1											
Darin Erstad, L OBP: 0.302, SLG: 0.340 (1, 3)										1	0	0	0	0	1	0											
39 Robb Quinlan, R OBP: 0.379, SLG: 0.373 (3, 3)										2	0	0	0	1	0	1											
Tim Salmon, R OBP: 0.304, SLG: 0.322 (1, 10)										3	0	0	0	0	2	1											
Bengie Molina, R OBP: 0.314, SLG: 0.438 (1, 2)										3	1	2	0	0	0	0											
Adam Kennedy, L OBP: 0.296, SLG: 0.306 (1, 4)										3	0	0	0	0	1	2											
Inning Stats	R: 0 E: 0 K: 0 S: 10	H: 1 LOB: 1 BB: 0 P: 13	R: 0 E: 0 K: 2 S: 8	H: 0 LOB: 0 BB: 0 P: 11	R: 1 E: 0 K: 0 S: 7	H: 3 LOB: 1 BB: 0 P: 10	R: 0 E: 0 K: 1 S: 7	H: 0 LOB: 0 BB: 0 P: 13	R: 0 E: 0 K: 1 S: 9	H: 0 LOB: 2 BB: 0 P: 11	R: 0 E: 0 K: 1 S: 9	H: 0 LOB: 1 BB: 1 P: 18	R: 0 E: 0 K: 0 S: 10	H: 1 LOB: 1 BB: 0 P: 17	R: 0 E: 0 K: 1 S: 9	H: 1 LOB: 1 BB: 0 P: 13	1B: 6 2B: 2 3B: 0 HR: 0	SF: 0 SAC: 0 DP: 1 HBP: 0	WP: 1 PB: 0 SB: 0 CS: 0	PA: 33							
PITCHER	IP	WLS	BF	H	R	ER	SO	BB	IBB	HBP	BLK	WP	HR	S	P	ERA	WHIP										
Mark Redman, L ERA: 3.83 (1, 1)	7.1	W	27	7	1	1	6	1	0	0	0	1	0	61	98	1.23	1.091										
Chad Bradford, R ERA: 5.23 (8, 1)	0.2		2	0	0	0	0	0	0	0	0	0	0	6	10	0.00	0.000										
Jim Mecir, R ERA: 5.68 (9, 1)	1.0		4	1	0	0	1	0	0	0	0	0	0	9	13	0.00	1.000										

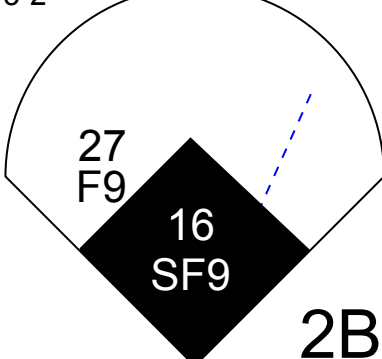
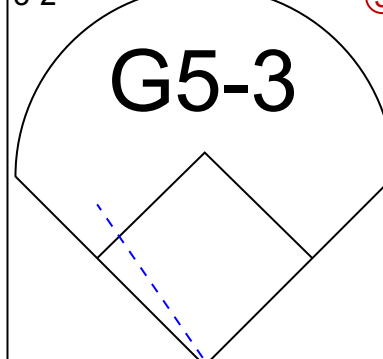
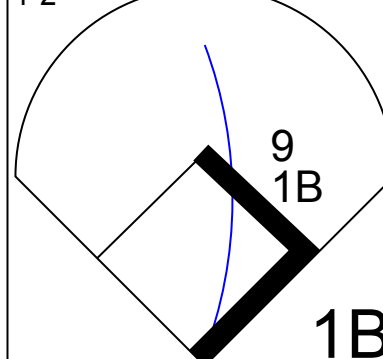
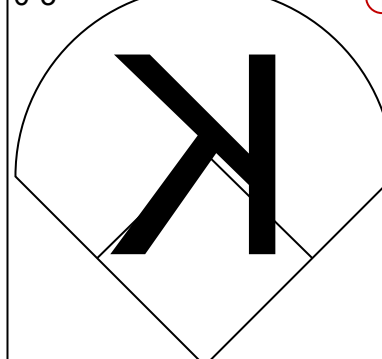
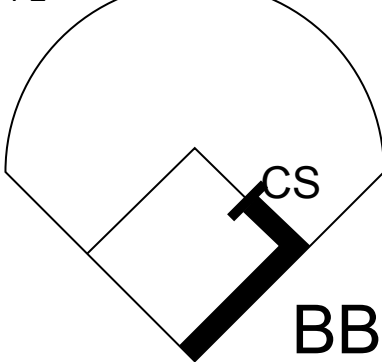
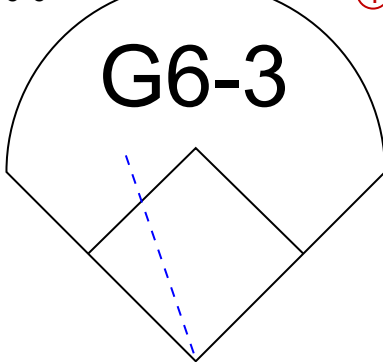
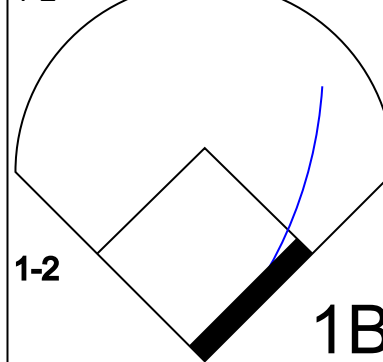
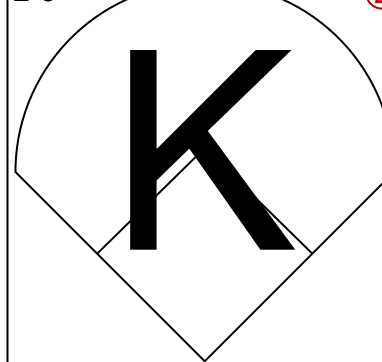
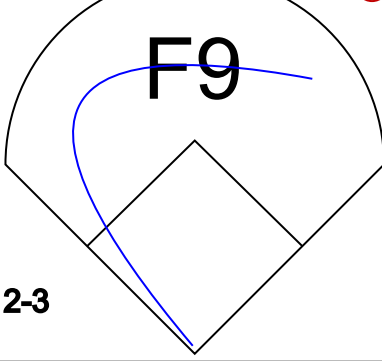
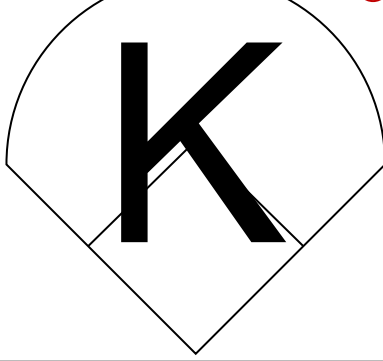
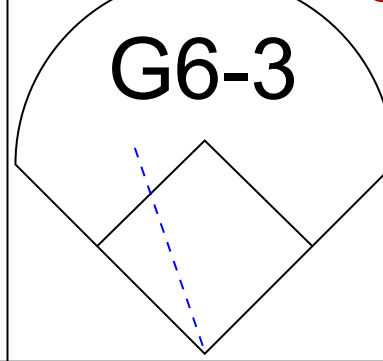
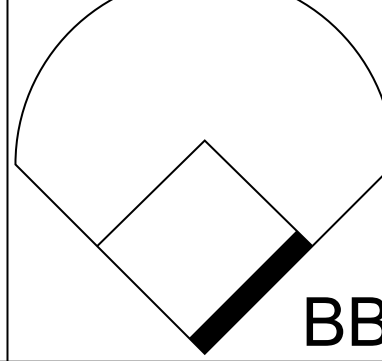
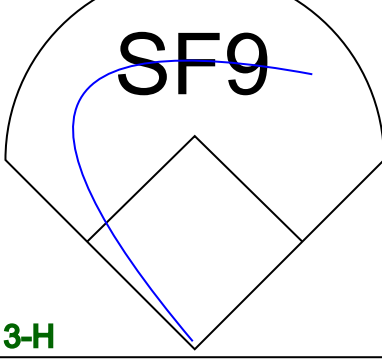
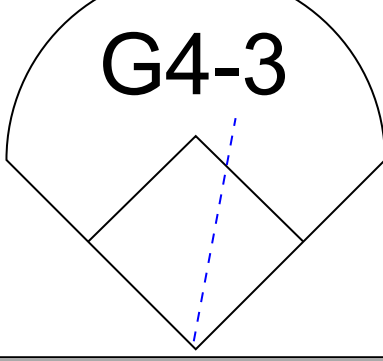
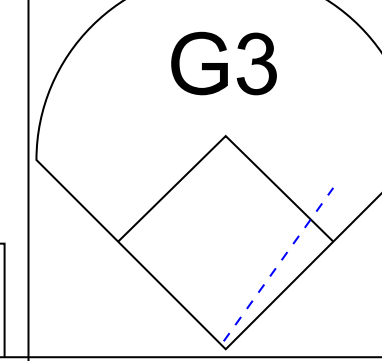
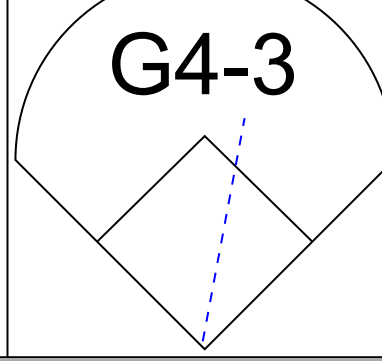
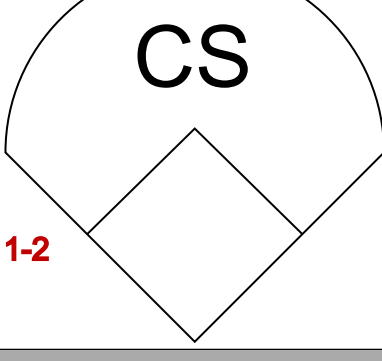
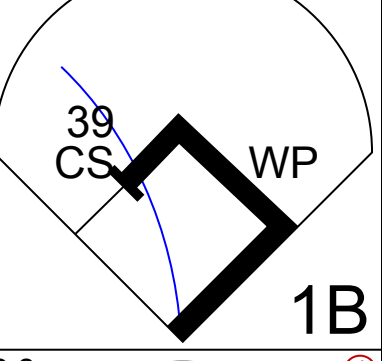
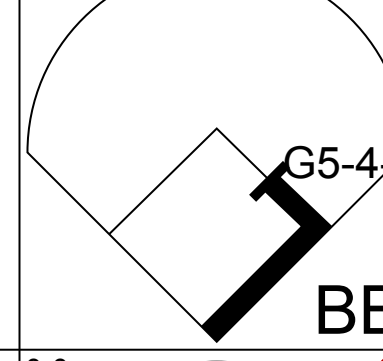
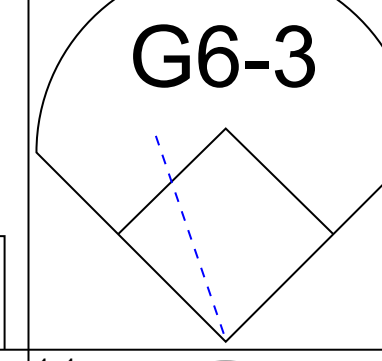
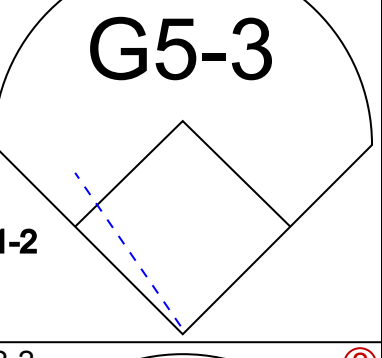
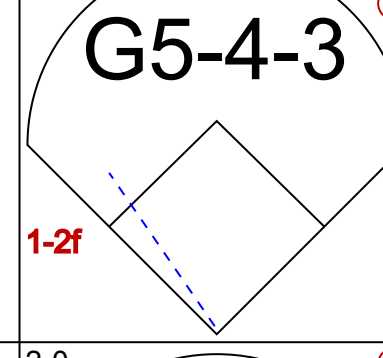
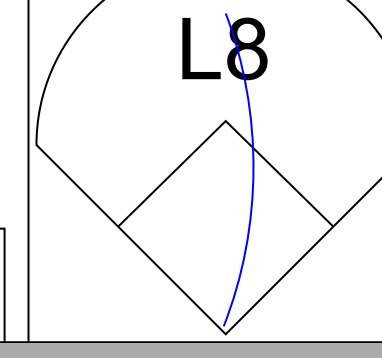
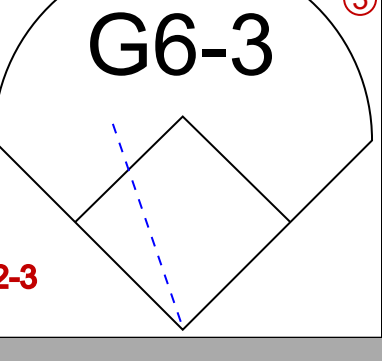
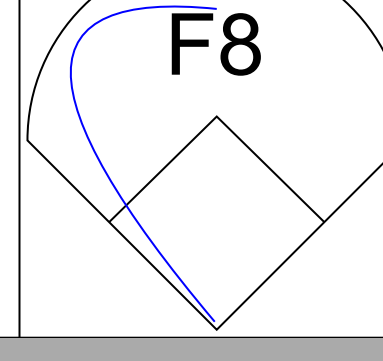
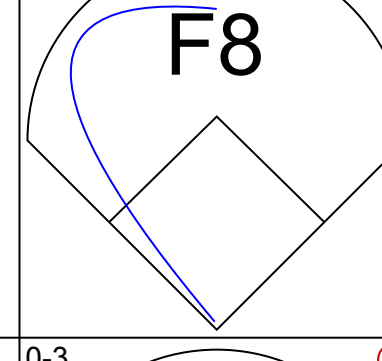
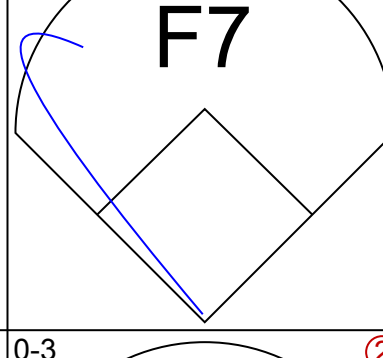
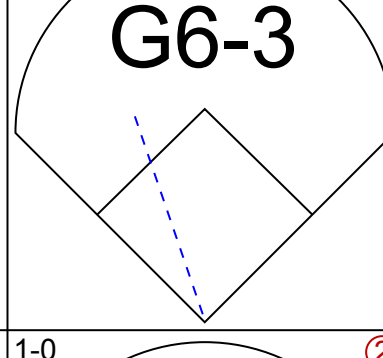
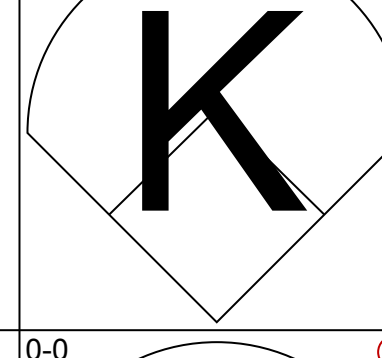
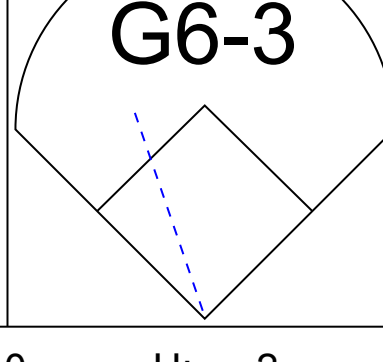
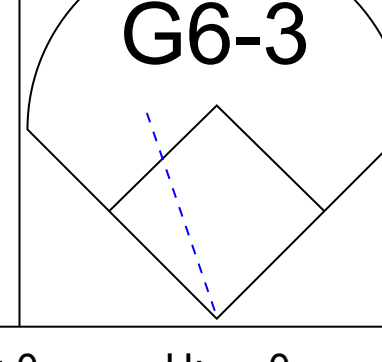
AB	32
R	1
H	8
RBI	1
BB	1
SO	7
LOB	12



Batter	1	2	3	4	5	6	7	8	9	AB	R	H	RBI	BB	SO	LOB	TOP					
Eric Byrnes, R OBP: 0.357, SLG: 0.470 (1, 7)										4	0	0	0	0	3	3	Oakland Athletics @ Anaheim Angels Angel Stadium of Anaheim, Anaheim, CA Thu Jun 24 2004, 1:05 PM PDT Att: 43,461 - Sunny - 79 F					
Mark McLemore, S OBP: 0.395, SLG: 0.321 (1, 5)										3	1	0	0	1	0	0						
21 Mark Kotsay, L OBP: 0.351, SLG: 0.397 (1, 8)										4	0	1	0	0	0	1						
Jermaine Dye, R OBP: 0.349, SLG: 0.517 (1, 9)										4	1	2	2	0	2	1						
Scott Hatteberg, L OBP: 0.388, SLG: 0.495 (1, 3)										4	0	0	0	0	1							
7 Bobby Crosby, R OBP: 0.323, SLG: 0.450 (1, 6)										4	0	1	0	0	1	0						
Damian Miller, R OBP: 0.332, SLG: 0.429 (1, 2)										4	0	0	0	0	3	1						
Eric Karros, R OBP: 0.211, SLG: 0.277 (1, 10)										3	0	0	0	0	2	1						
Marco Scutaro, R OBP: 0.308, SLG: 0.381 (1, 4)										3	0	1	0	0	0	0						
Inning Stats	R: 0 E: 0 K: 1 S: 11	H: 0 LOB: 0 BB: 0 P: 15	R: 0 E: 0 K: 1 S: 8	H: 0 LOB: 0 BB: 0 P: 10	R: 0 E: 1 K: 1 S: 8	H: 0 LOB: 1 BB: 0 P: 10	R: 0 E: 0 K: 0 S: 12	H: 1 LOB: 1 BB: 0 P: 16	R: 0 E: 0 K: 2 S: 22	H: 2 LOB: 2 BB: 0 P: 29	R: 2 E: 0 K: 1 S: 11	H: 1 LOB: 0 BB: 1 P: 19	R: 0 E: 0 K: 2 S: 7	H: 0 LOB: 0 BB: 0 P: 10	R: 0 E: 0 K: 1 S: 12	H: 1 LOB: 1 BB: 0 P: 18		R: 0 E: 0 K: 1 S: 6	H: 0 LOB: 0 BB: 0 P: 11	1B: 4 2B: 0 3B: 0 HR: 1	SF: 0 SAC: 0 DP: 0 HBP: 0	WP: 1 PB: 0 SB: 0 CS: 0
PITCHER	IP	WLS	BF	H	R	ER	SO	BB	IBB	HBP	BLK	WP	HR	S	P	ERA	WHIP					
Ramon Ortiz, R ERA: 4.39 (1, 1)	5.1		21	3	1	1	5	1	0	0	0	1	0	66	91	1.69	0.750					
62 Scot Shields, R ERA: 2.92 (6, 1)	2.2	L	10	2	1	1	5	0	0	0	0	0	1	25	36	3.38	0.750					
Francisco Rodriguez, R ERA: 1.14 (9, 1)	1.0		3	0	0	0	1	0	0	0	0	0	0	6	11	0.00	0.000					

AB	33
R	2
H	5
RBI	2
BB	1
SO	11
LOB	8



Batter	1	2	3	4	5	6	7	8	9	AB	R	H	RBI	BB	SO	LOB	BOTTOM					
David Eckstein, R OBP: 0.357, SLG: 0.369 (1, 6)										4	1	2	0	0	1	0	Oakland Athletics @ Anaheim Angels Angel Stadium of Anaheim, Anaheim, CA Thu Jun 24 2004, 1:05 PM PDT Att: 43,461 - Sunny - 79 F					
9 Chone Figgins, S OBP: 0.392, SLG: 0.465 (1, 5)										3	0	1	0	1	1	0						
27 Vladimir Guerrero, R OBP: 0.394, SLG: 0.611 (1, 9)										3	0	0	0	1	1	4						
16 Garret Anderson, L OBP: 0.384, SLG: 0.496 (1, 8)										3	0	0	1	0	0	1						
Jose Guillen, R OBP: 0.358, SLG: 0.494 (1, 7)										2	0	1	0	1	0	0						
Tim Lincecum, R OBP: 0.295, SLG: 0.312 (1, 10)										3	0	0	0	0	0	2						
39 Robb Quinlan, R OBP: 0.361, SLG: 0.352 (1, 3)										3	0	0	0	0	0	1						
José Molina, R OBP: 0.279, SLG: 0.356 (1, 2)										3	0	0	0	0	1	0						
Alfredo Amézaga, S OBP: 0.211, SLG: 0.167 (1, 4)										2	0	0	0	0	1	0						
Bengie Molina, R OBP: 0.312, SLG: 0.434 (8, PH)										1	0	0	0	0	0	0						
Adam Kennedy, L OBP: 0.296, SLG: 0.306 (9, 4)										0	0	0	0	0	0	0						
Inning Stats	R: 1 E: 0 K: 0 S: 8	H: 1 LOB: 0 BB: 1 P: 16	R: 0 E: 0 K: 0 S: 8	H: 1 LOB: 0 BB: 0 P: 15	R: 0 E: 0 K: 1 S: 8	H: 0 LOB: 0 BB: 0 P: 11	R: 0 E: 0 K: 1 S: 7	H: 0 LOB: 0 BB: 0 P: 9	R: 0 E: 0 K: 0 S: 3	H: 0 LOB: 0 BB: 1 P: 9	R: 0 E: 0 K: 0 S: 10	H: 2 LOB: 2 BB: 0 P: 14	R: 0 E: 0 K: 0 S: 6	H: 0 LOB: 0 BB: 0 P: 9	R: 0 E: 0 K: 1 S: 5	H: 0 LOB: 0 BB: 0 P: 5	R: 0 E: 0 K: 2 S: 11	H: 0 LOB: 1 BB: 1 P: 18	1B: 3 2B: 1 3B: 0 HR: 0	SF: 1 SAC: 0 DP: 1 HBP: 0	WP: 1 PB: 0 SB: 0 CS: 2	PA: 32
PITCHER	IP	WLS	BF	H	R	ER	SO	BB	IBB	HBP	BLK	WP	HR	S	P	ERA	WHIP					
Mark Mulder, L ERA: 2.76 (1, 1)	9.0	W	31	4	1	1	5	3	0	0	0	1	0	66	106	1.00	0.778					

AB	27
R	1
H	4
RBI	1
BB	3
SO	5
LOB	8



Batter	1	2	3	4	5	6	7	8	9	AB	R	H	RBI	BB	SO	LOB	TOP										
David Eckstein, R OBP: 0.356, SLG: 0.364 Tim Salmon, R OBP: 0.299, SLG: 0.316	F8	FC5		F8			L5			3	0	0	0	1	0	2	Anaheim Angels @ Los Angeles Dodgers Dodger Stadium, Los Angeles, CA Fri Jun 25 2004, 7:10 PM PDT Att: 54,617 - Sunny - 73 F										
9 Chone Figgins, S OBP: 0.360, SLG: 0.470	F9									4	0	2	0	2	0	2											
27 Vladimir Guerrero, R Jeff DaVanon, S	HR			G5-4-3						3	2	1	1	1	0	2											
16 Garret Anderson, L 39 Robb Quinlan, R	HR									5	2	3	0	0	0	2											
Jose Guillen, R Alfredo Amezaga, S	HR									4	3	3	2	0	0	2											
Darin Erstad, L	G4-3									6	2	3	4	0	1	2											
Bengie Molina, R Derrick Turnbow, R		G5-3		G4-3						5	2	3	1	0	0	2											
Adam Kennedy, L										5	2	4	3	0	1	1											
Jarrod Washburn, L Josh Paul, R										3	0	1	1	0	0	1											
Robin Ventura, R										0	0	0	1	0	0	0											
Inning Stats	R: 3 E: 0 K: 0 S: 15	H: 3 LOB: 0 BB: 0 P: 25	R: 0 E: 0 K: 0 S: 7	H: 1 LOB: 1 BB: 0 P: 11	R: 1 E: 0 K: 0 S: 12	H: 2 LOB: 2 BB: 1 P: 21	R: 1 E: 0 K: 0 S: 11	H: 2 LOB: 1 BB: 1 P: 18	R: 3 E: 0 K: 1 S: 17	H: 4 LOB: 2 BB: 1 P: 28	R: 4 E: 0 K: 0 S: 12	H: 4 LOB: 2 BB: 0 P: 26	R: 0 E: 0 K: 1 S: 15	H: 2 LOB: 2 BB: 0 P: 20	R: 1 E: 0 K: 2 S: 19	H: 3 LOB: 3 BB: 1 P: 35	R: 0 E: 0 K: 0 S: 7	H: 1 LOB: 1 BB: 0 P: 12	1B: 15 2B: 2 3B: 1 HR: 4	SF: 1 SAC: 1 DP: 1 HBP: 0	WP: 1 PB: 0 CS: 0	PA: 52					
PITCHER	IP	WLS	BF	H	R	ER	SO	BB	IBB	HBP	BLK	WP	HR	S	P	ERA	WHIP										
Jose Lima, R	4.0	L	24	11	8	8	0	2	0	0	0	0	3	51	85	18.00	3.250										
Duaner Sanchez, R	2.0		12	5	4	4	1	1	0	0	0	1	1	23	44	18.00	3.000										
Tom Martin, L	1.2		9	4	1	1	2	0	0	0	0	0	0	28	43	5.40	2.400										
37 Darren Dreifort, R	0.1		3	1	0	0	1	1	0	0	0	0	0	6	12	0.00	6.000										
Robin Ventura, R	1.0		4	1	0	0	0	0	0	0	0	0	0	7	12	0.00	1.000										

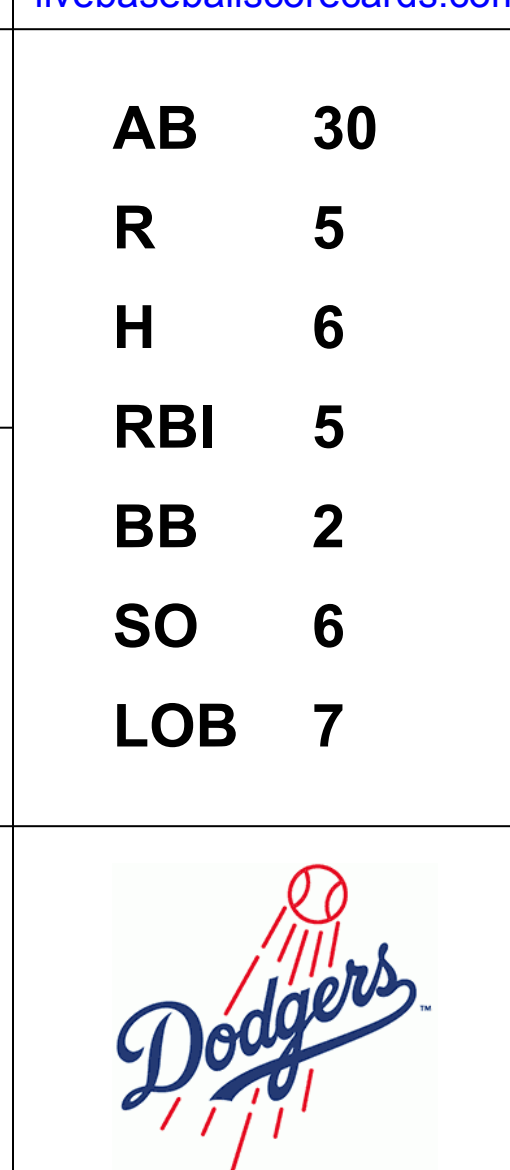
Batter	1	2	3	4	5	6	7	8	9	AB	R	H	RBI	BB	SO	LOB	BOTTOM										
Dave Roberts, L	K		B3							3	0	1	0	1	1	0	Anaheim Angels @ Los Angeles Dodgers Dodger Stadium, Los Angeles, CA Fri Jun 25 2004, 7:10 PM PDT Att: 54,617 - Sunny - 73 F										
Cesar Izturis, S	G4-3									4	0	0	0	0	0	3											
Shawn Green, L Robin Ventura, L	K									3	0	1	0	0	1	2											
Adrián Beltré, R Tom Martin, L										3	0	0	0	0	0	3											
37 Darren Dreifort, R										0	0	0	0	0	0	0											
Alex Cora, L										1	0	1	0	0	0	0											
Paul Lo Duca, R David Ross, R										3	0	0	0	0	0	2											
Juan Encarnacion, R Jason Grabowski, L										2	0	0	0	1	0	0											
Jayson Werth, R										4	0	0	0	0	2	3											
José Hernández, R										2	0	0	0	1	0	0											
Jose Lima, R Duaner Sanchez, R Olmedo Saenz, R										1	0	0	0	0	0	0											
Inning Stats	R: 0 E: 0 K: 2 S: 8	H: 0 LOB: 0 BB: 0 P: 10	R: 0 E: 0 K: 1 S: 7	H: 0 LOB: 1 BB: 1 P: 17	R: 0 E: 0 K: 0 S: 6	H: 0 LOB: 0 BB: 0 P: 10	R: 0 E: 1 K: 0 S: 10	H: 1 LOB: 1 BB: 0 P: 15	R: 0 E: 0 K: 0 S: 5	H: 0 LOB: 0 BB: 0 P: 6	R: 0 E: 0 K: 0 S: 17	H: 2 LOB: 2 BB: 0 P: 24	R: 0 E: 0 K: 0 S: 7	H: 0 LOB: 0 BB: 0 P: 9	R: 0 E: 0 K: 0 S: 9	H: 0 LOB: 1 BB: 2 P: 20	R: 0 E: 0 K: 2 S: 10	H: 1 LOB: 2 BB: 1 P: 19	1B: 4 2B: 0 3B: 0 HR: 0	SF: 0 SAC: 0 DP: 2 HBP: 0	WP: 0 PB: 0 CS: 0	PA: 34					
PITCHER	IP	WLS	BF	H	R	ER	SO	BB	IBB	HBP	BLK	WP	HR	S	P	ERA	WHIP										
Jarrod Washburn, L	7.0	W	25	3	0	0	3	1	0	0	0	0	0	19	39	0.00	0.571										
Derrick Turnbow, R	2.0		9	1	0	0	2	3	0	0	0	0	0	19	39	0.00	2.000										



Batter	1	2	3	4	5	6	7	8	9	AB	R	H	RBI	BB	SO	LOB	TOP					
David Eckstein, R (1, 6) OBP: 0.352, SLG: 0.360	G6-3		G6-4-3 1B		K		F9		G6-3	5	0	1	0	0	1	1	Anaheim Angels @ Los Angeles Dodgers Dodger Stadium, Los Angeles, CA Sat Jun 26 2004, 1:10 PM PDT Att: 52,715 - Sunny - 70 F					
9 Chone Figgins, S (1, 5) OBP: 0.357, SLG: 0.462	27 HR BB		G6-4-3 1-2		K		P3		K	4	1	0	0	1	2	2						
27 Vladimir Guerrero, R (1, 9) OBP: 0.399, SLG: 0.629	1-H HR		G5-3				16 HR BB		16 HR 1B	3	3	2	2	1	0	0						
16 Garret Anderson, L (1, 8) OBP: 0.396, SLG: 0.549	F7				K		1-H HR		1-H HR	4	2	2	4	0	1	0						
Jose Guillen, R (1, 7) OBP: 0.365, SLG: 0.507					G6-3		F8		G4-6-3 1B	3	0	1	0	1	0	0						
Darin Erstad, L (1, 3) OBP: 0.308, SLG: 0.360	G6-3				K		1-2 1B		K	4	0	1	0	0	2	2						
José Molina, R (1, 2) OBP: 0.278, SLG: 0.361			G6-3				1-3 K		G4-6-3	4	1	1	0	0	1	2						
Adam Kennedy, L (1, 4) OBP: 0.301, SLG: 0.332			2-2 K				G1-6-3		F8	4	0	0	0	0	1	2						
Francisco Rodriguez, R (8, 1)			K				2-3 G6-3		SH1-4	0	0	0	0	0	0	0						
Aaron Sele, R (1, 1) OBP: 0.296, SLG: 0.313			1-3 K				1-2 G6-3		SH1-4	1	0	0	0	0	1	0						
Tim Salmon, R (5, PH) OBP: 0.302, SLG: 0.313										1	0	0	1	0	0	0						
Kevin Gregg, R (5, 1) OBP: 0.299, SLG: 0.192										0	0	0	0	0	0	0						
Josh Paul, R (7, PH) OBP: 0.299, SLG: 0.192										0	0	0	0	0	0	0						
Brendan Donnelly, R (7, 1) OBP: 0.299, SLG: 0.192										0	0	0	0	0	0	0						
Alfredo Amezaga, S (8, 4) OBP: 0.201, SLG: 0.156										1	0	0	0	0	1	0						
Inning Stats	R: 2 E: 0 K: 0 S: 10	H: 1 LOB: 1 BB: 2 P: 20	R: 0 E: 0 K: 2 S: 9	H: 0 LOB: 0 BB: 0 P: 13	R: 0 E: 0 K: 0 S: 7	H: 1 LOB: 0 BB: 0 P: 10	R: 0 E: 0 K: 2 S: 8	H: 0 LOB: 0 BB: 0 P: 10	R: 0 E: 0 K: 1 S: 13	H: 1 LOB: 0 BB: 0 P: 18	R: 2 E: 0 K: 0 S: 16	H: 2 LOB: 1 BB: 1 P: 28	R: 0 E: 1 K: 0 S: 7	H: 0 LOB: 1 BB: 0 P: 14	R: 2 E: 0 K: 1 S: 15	H: 3 LOB: 1 BB: 0 P: 25	R: 0 E: 0 K: 2 S: 9	H: 0 LOB: 0 BB: 0 P: 13	1B: 4 2B: 1 3B: 0 HR: 3	SF: 0 SAC: 1 DP: 1 HBP: 0	WP: 0 PB: 0 SB: 1 CS: 0	PA: 38
PITCHER	IP WLS BF H R ER SO BB IBB HBP BLK WP HR S P ERA WHIP																					
Odalis Perez, L (1, 1) ERA: 2.96	5.0	B 19	3	3	3	5	2	0	0	0	0	0	0	1	47	71	5.40	1.000				
Wilson Alvarez, L (6, 1) ERA: 3.75	2.0	B 10	2	2	2	2	1	0	0	0	0	0	1	23	42	9.00	1.500					
Guillermo Mota, R (8, 1) ERA: 2.13	1.0	L 6	3	2	2	1	0	0	0	0	0	1	15	25	18.00	3.000						
37 Darren Dreifort, R (9, 1) ERA: 4.55	1.0	3	0	0	0	2	0	0	0	0	0	0	0	9	13	0.00	0.000					

Batter	1	2	3	4	5	6	7	8	9	AB	R	H	RBI	BB	SO	LOB	BOTTOM			
Dave Roberts, L (1, 8) OBP: 0.378, SLG: 0.430	G6-3 HR 1B	SF8			K		K			3	1	1	1	0	2	1	Anaheim Angels @ Los Angeles Dodgers Dodger Stadium, Los Angeles, CA Sat Jun 26 2004, 1:10 PM PDT Att: 52,715 - Sunny - 70 F			
Cesar Izturis, S (1, 6) OBP: 0.338, SLG: 0.377	G6-3	CS	F8 1B		G3		G4-3			4	1	1	0	0	0	1				
Shawn Green, L (1, 3) OBP: 0.334, SLG: 0.405	E1 HR		F8 1B		F8		K			4	1	1	0	0	1	1				
Adrian Beltré, R (1, 5) OBP: 0.347, SLG: 0.557	F8 HR		F8		F7		K		K	4	1	1	3	0	1	2				
Paul Lo Duca, R (1, 2) OBP: 0.365, SLG: 0.432	G6-3		G1-6-3 1B		P4		F9		F9	4	0	1	1	0	0	0				
Juan Encarnacion, R (1, 9) OBP: 0.285, SLG: 0.437	K		G1-6-3		F9		F9		F9	4	0	0	0	0	1	2				
Jason Grabowski, L (1, 7) OBP: 0.300, SLG: 0.431		SH3-4 SF8 1B			F7		P5		K	4	1	1	0	0	1	0				
Alex Cora, L (1, 4) OBP: 0.391, SLG: 0.424		CS SH3-4 BB			G3-1		L4			2	0	0	0	1	0	0				
Odalis Perez, L (1, 1) OBP: 0.065, SLG: 0.129					G3					1	0	0	0	0	0	0				
Wilson Alvarez, L (6, 1) OBP: 0.167, SLG: 0.167										0	0	0	0	0	0	0				
Robin Ventura, L (7, PH) OBP: 0.274, SLG: 0.224										0	0	0	0	1	0	0				
Guillermo Mota, R (8, 1)										0	0	0	0	0	0	0				
37 Darren Dreifort, R (9, 1) ERA: 1.11										0	0	0	0	0	0	0				
Inning Stats	R: 3 E: 1 K: 1 S: 18	H: 2 LOB: 0 BB: 0 P: 26	R: 1 E: 0 K: 0 S: 7	H: 1 LOB: 0 BB: 1 P: 13	R: 1 E: 0 K: 0 S: 11	H: 3 LOB: 1 BB: 0 P: 16	R: 0 E: 0 K: 0 S: 6	H: 0 LOB: 0 BB: 0 P: 7	R: 0 E: 0 K: 1 S: 9	H: 0 LOB: 0 BB: 0 P: 16	R: 0 E: 0 K: 0 S: 6	H: 0 LOB: 0 BB: 0 P: 11	R: 0 E: 0 K: 2 S: 11	H: 0 LOB: 1 BB: 1 P: 14	R: 0 E: 0 K: 1 S: 8	H: 0 LOB: 0 BB: 0 P: 16	1B: 5 2B: 0 3B: 0 HR: 1	SF: 1 SAC: 1 DP: 1 HBP: 0	WP: 0 PB: 0 SB: 0 CS: 1	PA: 35
PITCHER	IP WLS BF H R ER SO BB IBB HBP BLK WP HR S P ERA WHIP																			
Aaron Sele, R (1, 1) ERA: 3.92	4.0	18	6	5	4	1	1	0	0	0	0	0	0	15	27	0.00	0.000			
Kevin Gregg, R (5, 1) ERA: 3.67	2.0	6	0	0	0	1	0	0	0	0	0	0	0	16	26	0.00	0.600			
Brendan Donnelly, R (7, 1) ERA: 1.8	1.2	W 6	0	0	0	2	1	0	0	0	0	0	0	12	22	0.00	0.000			
Francisco Rodriguez, R (8, 1) ERA: 1.11	1.1	S 4	0	0	0	2	0	0	0	0	0	0	0	12	22	0.00	0.000			

AB	34
R	7
H	8
RBI	7
BB	3
SO	10
LOB	9



Batter	1	2	3	4	5	6	7	8	9	AB	R	H	RBI	BB	SO	LOB	TOP								
David Eckstein, R (1, 6) OBP: 0.345, SLG: 0.352	F8		K		G6-4-3		K		F8	5	0	0	0	0	2	3	Anaheim Angels @ Los Angeles Dodgers Dodger Stadium, Los Angeles, CA Sun Jun 27 2004, 1:10 PM PDT Att: 54,333 - Sunny - 75 F								
9 Chone Figgins, S (1, 5) OBP: 0.357, SLG: 0.457	B1-3		CS 16 G4-3 27 BB				K		F9	3	0	0	0	2	1	2									
27 Vladimir Guerrero, R (1, 9) OBP: 0.394, SLG: 0.621	P2		G4-3				F7		G4-3	4	0	0	0	0	0	3									
16 Garret Anderson, L (1, 8) OBP: 0.384, SLG: 0.532		E9 2B	CS		P6		F8		G4-3	4	1	0	0	0	0	1									
Jose Guillen, R (1, 7) OBP: 0.364, SLG: 0.507		SH4-3 FC1 2B			P4		F8		G5-3	4	0	1	1	0	0	1									
Darin Erstad, L (1, 3) OBP: 0.319, SLG: 0.377		SH4-3			2B				S	3	1	3	0	0	0	0									
Bengie Molina, R (1, 2) OBP: 0.320, SLG: 0.438		FC1 3B			F8		BB 2B 1B		G6-3	3	2	0	0	1	0	3									
Adam Kennedy, L (1, 4) OBP: 0.308, SLG: 0.342		1-H 3B			G6-4-3 BB		BB 2B BB		G3-1	2	1	1	1	2	0	0									
40 Bartolo Colon, R (1, 1) 62 Scot Shields, R (4, 1) Tim Salmon, R (7, PH) 41 John Lackey, R (7, 1) Troy Percival, R (8, 1) Jeff DaVanon, S (8, PH)		G5-3			K		BB 2B		2B	1	0	0	0	0	0	1									
Inning Stats	R: 0 E: 0 K: 0 S: 4	H: 0 LOB: 0 BB: 0 P: 6	R: 2 E: 1 K: 0 S: 14	H: 2 LOB: 1 BB: 0 P: 23	R: 0 E: 0 K: 1 S: 11	H: 0 LOB: 1 BB: 1 P: 20	R: 0 E: 0 K: 0 S: 6	H: 1 LOB: 1 BB: 0 P: 10	R: 0 E: 0 K: 1 S: 6	H: 0 LOB: 0 BB: 1 P: 14	R: 0 E: 0 K: 0 S: 11	H: 0 LOB: 1 BB: 1 P: 18	R: 3 E: 0 K: 2 S: 22	H: 2 LOB: 1 BB: 2 P: 38	R: 0 E: 0 K: 0 S: 9	H: 1 LOB: 1 BB: 0 P: 14	R: 0 E: 0 K: 0 S: 10	H: 1 LOB: 1 BB: 0 P: 15	1B: 2 2B: 4 3B: 1 HR: 0	SF: 0 SAC: 1 DP: 1 HBP: 0	WP: 0 PB: 0 SB: 2 CS: 1	PA: 39			
PITCHER	IP	WLS	BF	H	R	ER	SO	BB	IBB	HBP	BLK	WP	HR	S	P	ERA	WHIP								
Kaz Ishii, L (1, 1) ERA: 3.83	6.0	W	26	4	5	3	2	5	0	0	0	0	0	62	112	4.50	1.500								
37 Darren Dreifort, R (7, 1) ERA: 4.41	1.0		4	1	0	0	2	0	0	0	0	0	0	12	17	0.00	1.000								
Guillermo Mota, R (8, 1) ERA: 2.08	1.0		4	1	0	0	0	0	0	0	0	0	0	9	14	0.00	1.000								
Eric Gagne, R (9, 1) ERA: 1.89	1.0		4	1	0	0	0	0	0	0	0	0	0	10	15	0.00	1.000								

livebaseballscores.com



Batter	1	2	3	4	5	6	7	8	9	AB	R	H	RBI	BB	SO	LOB	BOTTOM									
Dave Roberts, L (1, 8) OBP: 0.368, SLG: 0.417	B1-3		F7		FC2 2B 1B		F8		F9	5	1	0	0	0	0	3	Anaheim Angels @ Los Angeles Dodgers Dodger Stadium, Los Angeles, CA Sun Jun 27 2004, 1:10 PM PDT Att: 54,333 - Sunny - 75 F									
Cesar Izturis, S (1, 6) OBP: 0.335, SLG: 0.377	G4-3		K		1B HR 2B		K		K	5	1	1	1	0	3	0										
Shawn Green, L (1, 3) OBP: 0.345, SLG: 0.412					FC6-4 1B		HR 1B		1B HBP	3	2	3	1	1	0	0										
Adrián Beltré, R (1, 5) OBP: 0.351, SLG: 0.579			K		FC6-4 1B		HR 1B		1B	5	2	3	5	0	1	2										
Juan Encarnacion, R (1, 9) OBP: 0.297, SLG: 0.451					G6-3		G5-3		K	5	1	2	1	0	1	2										
José Hernández, R (9, 7) OBP: 0.407, SLG: 0.478									K	0	0	0	0	0	0	0										
Jason Grabowski, L (1, 7) OBP: 0.298, SLG: 0.419									K	3	1	0	0	1	1	1										
David Ross, R (1, 2) OBP: 0.221, SLG: 0.286									G4-3 1B	3	1	1	0	1	0	0										
Alex Cora, L (1, 4) OBP: 0.398, SLG: 0.428									G4-3	3	0	2	1	1	0	1										
Kaz Ishii, L (1, 1) OBP: 0.143, SLG: 0.111									K2-3	3	1	1	1	0	2	2										
37 Darren Dreifort, R (7, 1) ERA: 3.14										0	0	0	0	0	0	0										
Jayson Werth, R (7, PH) OBP: 0.289, SLG: 0.476										1	0	0	0	0	1	0										
Guillermo Mota, R (8, 1) ERA: 5.16										0	0	0	0	0	0	0										
Eric Gagne, R (9, 1) ERA: 4.82										0	0	0	0	0	0	0										
Inning Stats	R: 0 E: 0 K: 1 S: 6	H: 0 LOB: 1 BB: 1 P: 13	R: 1 E: 0 K: 1 S: 11	H: 1 LOB: 1 BB: 1 P: 22	R: 0 E: 0 K: 1 S: 9	H: 1 LOB: 1 BB: 0 P: 12	R: 7 E: 0 K: 0 S: 26	H: 6 LOB: 1 BB: 2 P: 42	R: 0 E: 0 K: 1 S: 9	H: 1 LOB: 1 BB: 0 P: 12	R: 2 E: 0 K: 2 S: 16	H: 2 LOB: 0 BB: 0 P: 23	R: 0 E: 0 K: 1 S: 9	H: 1 LOB: 0 BB: 0 P: 14	R: 0 E: 0 K: 2 S: 13	H: 1 LOB: 2 BB: 0 P: 20	1B: 8 2B: 2 3B: 0 HR: 3	SF: 0 SAC: 0 DP: 1 HBP: 1	WP: 0 PB: 0 SB: 0 CS: 0	PA: 41						
PITCHER	IP	WLS	BF	H	R	ER	SO	BB	IBB	HBP	BLK	WP	HR	S	P	ERA	WHIP									
40 Bartolo Colon, R (1, 1) ERA: 8.17	3.2	L	23	8	8	8	3	4	0	0	0	0	0	1	26	37	7.71	3.273								
62 Scot Shields, R (4, 1) ERA: 3.14	2.1		10	3	2	2	3	0	0	0	0	0	0	9	14	0.00	1.000									
41 John Lackey, R (7, 1) ERA: 5.16	1.0		3	1	0	0	1	0	0	0	0	0	0	9	14	0.00	1.000									
Troy Percival, R (8, 1) ERA: 4.82	1.0		5	1	0	0	2	0	0	1	0	0	0	13	20	0.00	1.000									

livebaseballscores.com



Batter	1	2	3	4	5	6	7	8	9	AB	R	H	RBI	BB	SO	LOB	TOP					
David Eckstein, R (1, 6) OBP: 0.341, SLG: 0.347	G5-3		G6-4-3		G4-3			G4-3		4	0	0	0	0	0	1	Anaheim Angels @ Oakland Athletics Network Associates Coliseum, Oakland, CA Wed Jun 30 2004, 10:05 PM EDT Att: 35,016 - Unknown - 64 F					
9 Chone Figgins, S (1, 8) OBP: 0.361, SLG: 0.454	L7		F9			F7		L7		4	0	0	0	0	0							
27 Vladimir Guerrero, R (1, 9) OBP: 0.391, SLG: 0.610	G5-3			F8		K			1B	4	0	1	0	0	1	0						
16 Garret Anderson, L (1, 10) OBP: 0.384, SLG: 0.522		1B		K		G6-3			K	4	0	1	0	0	2	0						
Jose Guillen, R (1, 7) OBP: 0.361, SLG: 0.507		P5		K			K		K	4	0	0	0	0	3	2						
Darin Erstad, L (1, 3) OBP: 0.316, SLG: 0.368		1B			F7		FC4-6		K	3	0	1	0	1	1	1						
39 Robb Quinlan, R (1, 5) Alfredo Amezaga, S (7, 5) OBP: 0.203, SLG: 0.159	P3			HR		L7				2	1	0	0	1	0	3						
Bengie Molina, R (1, 2) OBP: 0.312, SLG: 0.424	P2			F7		FC4-6				0	0	0	0	0	0	0						
Adam Kennedy, L (1, 4) OBP: 0.307, SLG: 0.352			G6-4-3		HR			F8		3	1	2	2	0	0	0						
Inning Stats	R: 0 E: 0 K: 0 S: 6	H: 0 LOB: 0 BB: 0 P: 9	R: 0 E: 0 K: 0 S: 17	H: 2 LOB: 2 BB: 0 P: 30	R: 0 E: 0 K: 0 S: 6	H: 1 LOB: 0 BB: 0 P: 11	R: 0 E: 0 K: 2 S: 8	H: 0 LOB: 0 BB: 0 P: 15	R: 2 E: 0 K: 0 S: 8	H: 1 LOB: 0 BB: 1 P: 17	R: 0 E: 0 K: 1 S: 8	H: 0 LOB: 0 BB: 0 P: 15	R: 0 E: 0 K: 1 S: 7	H: 0 LOB: 1 BB: 1 P: 13	R: 0 E: 0 K: 0 S: 9	H: 0 LOB: 0 BB: 0 P: 15	R: 0 E: 0 K: 3 S: 12	H: 1 LOB: 1 BB: 0 P: 17	1B: 4 2B: 0 3B: 0 HR: 1	SF: 0 SAC: 0 DP: 1 HBP: 0	WP: 1 PB: 0 SB: 0 CS: 0	PA: 33
PITCHER	IP	WLS	BF	H	R	ER	SO	BB	IBB	HBP	BLK	WP	HR	S	P	ERA	WHIP					
Barry Zito, L (1, 1) ERA: 4.41	7.0		26	4	2	2	4	2	0	0	0	0	1	60	110	2.57	0.857					
Ricardo Rincon, L (8, 1) ERA: 6.0	0.1	1	0	0	0	0	0	0	0	0	0	0	0	3	6	0.00	0.000					
Chad Bradford, R (8, 1) ERA: 4.76	0.2	W	2	0	0	0	0	0	0	0	0	0	0	6	9	0.00	0.000					
Octavio Dotel, R (9, 1) ERA: 3.66	1.0	S	4	1	0	0	3	0	0	0	0	1	0	12	17	0.00	1.000					

Batter	1	2	3	4	5	6	7	8	9	AB	R	H	RBI	BB	SO	LOB	BOTTOM				
21 Mark Kotsay, L (1, 8) OBP: 0.361, SLG: 0.405	F8		1B		K2-3		G6-3	G4-3		5	0	2	0	0	1	1	Anaheim Angels @ Oakland Athletics Network Associates Coliseum, Oakland, CA Wed Jun 30 2004, 10:05 PM EDT Att: 35,016 - Unknown - 64 F				
Mark McLemore, S (1, 5) OBP: 0.384, SLG: 0.319	G6-3		1B		F8		G6-3			4	0	1	1	0	0	1					
Scott Hatteberg, L (1, 3) OBP: 0.391, SLG: 0.494	G3		P4		G1-3					3	0	0	0	1	0	1					
Jemaine Dye, R (1, 9) OBP: 0.345, SLG: 0.510		F7		17 1B	SF9		L9	K		4	1	1	0	0	1	2					
Erubiel Durazo, L (1, 10) OBP: 0.395, SLG: 0.509		7 G3		17 1B			7 BB	K		3	0	2	0	1	1	0					
7 Bobby Crosby, R (1, 6) OBP: 0.338, SLG: 0.474		G3		P3			BB	2B		2	1	0	0	2	0	3					
17 Adam Melhuse, S (1, 2) OBP: 0.313, SLG: 0.425		P6		1B			F7	F7		4	0	1	0	0	0	4					
Eric Byrnes, R (1, 7) OBP: 0.343, SLG: 0.454			K		SF9		F9	1B		3	1	1	1	0	1	2					
Marco Scutaro, R (1, 4) OBP: 0.299, SLG: 0.370			21 1B		F8		P4	1B		4	1	2	2	0	0	2					
Inning Stats	R: 0 E: 0 K: 0 S: 9	H: 0 LOB: 0 BB: 0 P: 12	R: 0 E: 0 K: 0 S: 9	H: 0 LOB: 1 BB: 1 P: 20	R: 1 E: 0 K: 1 S: 14	H: 3 LOB: 1 BB: 0 P: 21	R: 1 E: 1 K: 0 S: 12	H: 3 LOB: 2 BB: 0 P: 21	R: 0 E: 0 K: 1 S: 10	H: 0 LOB: 0 BB: 0 P: 13	R: 0 E: 0 K: 0 S: 9	H: 1 LOB: 2 BB: 1 P: 14	R: 0 E: 0 K: 1 S: 13	H: 1 LOB: 2 BB: 1 P: 24	R: 2 E: 0 K: 1 S: 13	H: 2 LOB: 1 BB: 1 P: 22	1B: 8 2B: 2 3B: 0 HR: 0	SF: 1 SAC: 0 DP: 0 HBP: 0	WP: 0 PB: 0 SB: 0 CS: 0	PA: 37	
PITCHER	IP	WLS	BF	H	R	ER	SO	BB	IBB	HBP	BLK	WP	HR	S	P	ERA	WHIP				
41 John Lackey, R (1, 1) ERA: 5.02	6.0		26	7	2	2	2	2	0	0	0	0	0	63	101	3.00	1.500				
62 Scot Shields, R (7, 1) ERA: 3.35	2.0	L	11	3	2	2	2	2	0	0	0	0	0	26	46	9.00	2.500				



Batter	1	2	3	4	5	6	7	8	9	AB	R	H	RBI	BB	SO	LOB	TOP										
Dave Roberts, L (1, 7) OBP: 0.353, SLG: 0.394	3-2 2B 1B	0-2 B1-3		0-0 F9			2-2 G6-3		0-0 F7	5	1	1	0	0	0	2											
Cesar Izturis, S (1, 6) OBP: 0.336, SLG: 0.371	2-1 G6-3 1-H HR		0-1 G6-3	0-0 1B			4-1 G3 S BB		0-1 F7	4	1	2	3	1	0	0											
Paul Lo Duca, R (1, 2) OBP: 0.349, SLG: 0.432	2-2 G6-3		1-2 F8		1-1 G4-3		2-2 G3		0-1 F8	5	0	0	0	0	0	2											
Adrián Beltré, R (1, 5) OBP: 0.361, SLG: 0.593	0-1 HR		1-0 HR		1-0 F9		4-0 BB			3	2	2	3	1	0	0											
Milton Bradley, S (1, 8) OBP: 0.367, SLG: 0.431	2-2 G4-3		0-0 1B		0-1 HR		0-0 F7			4	1	2	1	0	0	2											
Shawn Green, L (1, 10) OBP: 0.333, SLG: 0.408	1-1 G3		0-0 P6		3-2 F9				0-0 F9	4	0	0	0	0	0	1											
Juan Encarnacion, R (1, 9) OBP: 0.292, SLG: 0.431		1-0 F9		0-2 SH5-3 1B		0-1 G6-3		0-2 G5-3		4	1	1	0	0	0	0											
Robin Ventura, L (1, 3) OBP: 0.304, SLG: 0.282		2-2 HR		4-2 SH5-3 1B BB		0-0 F8		4-0 BB		2	2	1	1	2	0	0											
Alex Cora, L (1, 4) OBP: 0.390, SLG: 0.432	2-2 L6		0-0 SH5-3		2-1 L8		2-2 F9			3	0	0	0	0	0	1											
Inning Stats	R: 3 E: 0 K: 0 S: 18	H: 3 LOB: 0 BB: 0 P: 28	R: 1 E: 0 K: 0 S: 12	H: 1 LOB: 0 BB: 0 P: 17	R: 1 E: 0 K: 0 S: 9	H: 2 LOB: 1 BB: 1 P: 11	R: 2 E: 0 K: 0 S: 8	H: 2 LOB: 1 BB: 1 P: 12	R: 1 E: 0 K: 0 S: 10	H: 1 LOB: 0 BB: 0 P: 15	R: 0 E: 0 K: 0 S: 5	H: 0 LOB: 0 BB: 0 P: 7	R: 0 E: 0 K: 0 S: 9	H: 0 LOB: 1 BB: 1 P: 15	R: 0 E: 0 K: 0 S: 5	H: 0 LOB: 0 BB: 0 P: 5	1B: 4 2B: 1 3B: 0 HR: 4	SF: 0 SAC: 1 DP: 0 HBP: 0	WP: 0 PB: 0 SB: 1 CS: 0	PA: 39							
PITCHER	IP	WLS	BF	H	R	ER	SO	BB	IBB	HBP	BLK	WP	HR	S	P	ERA	WHIP										
40 Bartolo Colon, R (1, 1) ERA: 6.57	4.0	L	20	8	7	7	0	1	0	0	0	0	3	47	68	15.75	2.250										
Ramon Ortiz, R (5, 1) ERA: 4.18	5.0		19	1	1	1	0	3	0	0	0	0	1	38	63	1.80	0.800										

Los Angeles Dodgers @ Anaheim Angels
Angel Stadium of Anaheim, Anaheim, CA
Sat Jul 03 2004, 7:05 PM PDT
Att: 43,686 - Cloudy - 70 F

AB 34
R 8
H 9
RBI 8
BB 4
SO 0
LOB 8



Batter	1	2	3	4	5	6	7	8	9	AB	R	H	RBI	BB	SO	LOB	BOTTOM										
David Eckstein, R (1, 6) OBP: 0.337, SLG: 0.337	1-2 G6-3		4-1 HR BB	1-2 P6		0-2 G4-3			0-1 G6-3	4	1	0	0	1	0	1											
Darin Erstad, L (1, 3) OBP: 0.323, SLG: 0.380	4-0 27 HR BB		3-2 1-H HR		2-2 G3		1-2 G6-3			3	2	1	2	1	0	0											
27 Vladimir Guerrero, R (1, 9) OBP: 0.394, SLG: 0.611	0-0 1-H HR		4-2 16 FC5-4 1B		1-0 16 G4-3 1B		1-1 G6-3			3	2	2	2	1	0	0											
16 Garret Anderson, L (1, 8) OBP: 0.377, SLG: 0.503	2-1 G6-3		0-1 FC5-4 1B		1-2 G4-3		0-0 F8			4	0	0	0	0	0	2											
Jose Guillen, R (1, 7) OBP: 0.365, SLG: 0.502	3-3 K		2-1 FC6-4 1B		1-1 1B		2-1 G6-3			4	0	2	1	0	1	0											
Jeff DaVanon, S (1, 10) OBP: 0.397, SLG: 0.430		0-1 B2	1-1 P5		0-0 G4-3		0-0 G4-3			4	0	0	0	0	0	3											
Bengie Molina, R (1, 2) OBP: 0.313, SLG: 0.425		1-2 G6-3	3-0 FC6-4 1B		3-2 39 FC3-6 1B		0-1 F8			4	0	1	0	0	0	2											
39 Robb Quinlan, R (1, 5) OBP: 0.325, SLG: 0.313		4-2 BB		1-1 G6-3		2-1 FC3-6 G4-3 S 1-2		2-3 K2-3		3	0	0	0	1	1	1											
Adam Kennedy, L (1, 4) OBP: 0.309, SLG: 0.355		1-1 L9		1-1 F7		2-2 G4-3		2-3 K		4	0	0	0	0	1	2											
Inning Stats	R: 2 E: 0 K: 1 S: 9	H: 1 LOB: 1 BB: 1 P: 19	R: 0 E: 0 K: 0 S: 9	H: 0 LOB: 1 BB: 1 P: 15	R: 2 E: 0 K: 0 S: 13	H: 2 LOB: 2 BB: 2 P: 30	R: 0 E: 0 K: 0 S: 7	H: 0 LOB: 0 BB: 0 P: 10	R: 1 E: 0 K: 0 S: 12	H: 2 LOB: 1 BB: 0 P: 17	R: 0 E: 0 K: 0 S: 11	H: 1 LOB: 1 BB: 0 P: 18	R: 0 E: 0 K: 0 S: 10	H: 0 LOB: 0 BB: 0 P: 12	R: 0 E: 0 K: 0 S: 5	H: 0 LOB: 0 BB: 0 P: 7	R: 0 E: 0 K: 2 S: 8	H: 0 LOB: 0 BB: 0 P: 12	1B: 4 2B: 0 3B: 0 HR: 2	SF: 0 SAC: 0 DP: 0 HBP: 0	WP: 0 PB: 0 SB: 2 CS: 0	PA: 37					
PITCHER	IP	WLS	BF	H	R	ER	SO	BB	IBB	HBP	BLK	WP	HR	S	P	ERA	WHIP										
Edwin Jackson, R (1, 1) ERA: 4.05	1.2		7	4	3	3	0	3	0	0	0	0	1	36	66	8.10	2.100										
Duaner Sanchez, R (2, 1) ERA: 3.57	3.1	H	4	1	0	0	0	0	0	0	0	0	0	11	18	0.00	1.000										
37 Darren Dreifort, R (6, 1) ERA: 4.08	1.0	W	6	0	0	0	0	0	0	0	0	0	0	15	19	0.00	0.000										
Guillermo Mota, R (7, 1) ERA: 1.88	2.0	S	3	0	0	0	2	0	0	0	0	0	0	8	12	0.00	0.000										
Eric Gagne, R (9, 1) ERA: 1.54	1.0		3	0	0	0	2	0	0	0	0	0	0	8	12	0.00	0.000										

Los Angeles Dodgers @ Anaheim Angels
Angel Stadium of Anaheim, Anaheim, CA
Sat Jul 03 2004, 7:05 PM PDT
Att: 43,686 - Cloudy - 70 F

AB 33
R 5
H 6
RBI 5
BB 4
SO 3
LOB 11



Batter	1	2	3	4	5	6	7	8	9	AB	R	H	RBI	BB	SO	LOB	TOP								
Dave Roberts, L (1, 7) OBP: 0.349, SLG: 0.386	K2-3		G3-1 1B		G3		FC4-6 1B		F7	4	2	0	1	1	1	3									
Cesar Izuris, S (1, 6) OBP: 0.334, SLG: 0.366	P3		G3-1			G4-3	1B		L4	4	0	0	0	1	0	2									
Paul Lo Duca, R (1, 2) OBP: 0.351, SLG: 0.433	G4-3					F8				4	0	2	3	0	0	0									
Adrián Beltré, R (1, 5) OBP: 0.357, SLG: 0.586		G5-3	G3			L7			G1-3	4	0	0	0	0	0	3									
Milton Bradley, S (1, 8) OBP: 0.369, SLG: 0.430		G4-3 1B			P4		2B			3	2	1	0	1	1	0									
Shawn Green, L (1, 9) OBP: 0.332, SLG: 0.409		G4-3			G6-3		F8 FC4-6 2B			4	1	1	1	0	1	1									
Robin Ventura, L (1, 3) OBP: 0.301, SLG: 0.280					G3		F8			4	0	1	1	0	1	1									
Olmedo Saenz, R (1, 10) OBP: 0.310, SLG: 0.440							FC4-6 1B HBP			2	0	0	0	0	2	1									
Jayson Werth, R (7, PR) OBP: 0.333, SLG: 0.543									FC6-4 BB	0	1	0	0	0	0	0									
Jason Grabowski, L (9, PH) OBP: 0.300, SLG: 0.404										0	0	0	0	1	0	0									
Alex Cora, L (1, 4) OBP: 0.387, SLG: 0.426					G3		G4-3		FC6-4	3	0	0	0	0	0	1									
Inning Stats	R: 0 E: 0 K: 1 S: 7	H: 0 LOB: 0 BB: 0 P: 8	R: 1 E: 0 K: 1 S: 10	H: 2 LOB: 1 BB: 0 P: 12	R: 1 E: 0 K: 0 S: 16	H: 1 LOB: 1 BB: 1 P: 29	R: 0 E: 0 K: 0 S: 8	H: 0 LOB: 0 BB: 0 P: 13	R: 0 E: 0 K: 0 S: 12	H: 0 LOB: 0 BB: 0 P: 19	R: 0 E: 0 K: 0 S: 8	H: 0 LOB: 0 BB: 0 P: 8	R: 4 E: 0 K: 0 S: 15	H: 2 LOB: 2 BB: 2 P: 32	R: 0 E: 0 K: 3 S: 12	H: 0 LOB: 0 BB: 0 P: 18	R: 0 E: 0 K: 0 S: 10	H: 0 LOB: 1 BB: 1 P: 17	1B: 4 2B: 1 3B: 0 HR: 0	SF: 0 SAC: 0 DP: 0 HBP: 2	WP: 0 PB: 0 SB: 3 CS: 0	PA: 38			
PITCHER	IP	WLS	BF	H	R	ER	SO	BB	IBB	HBP	BLK	WP	HR	S	P	ERA	WHIP								
45 Kelvim Escobar, R (1, 1) ERA: 3.94	6.1	L	27	4	6	6	3	2	0	2	0	0	0	70	108	8.53	0.947								
62 Scott Shields, R (7, 1) ERA: 3.25	1.2		7	1	0	0	3	1	0	0	0	0	0	18	31	0.00	1.200								
Troy Percival, R (9, 1) ERA: 4.79	1.0		4	0	0	0	0	1	0	0	0	0	0	10	17	0.00	1.000								

Los Angeles Dodgers @ Anaheim Angels
Angel Stadium of Anaheim, Anaheim, CA

AB 32
R 6
H 5
RBI 6
BB 4
SO 6
LOB 12



Sun Jul 04 2004, 7:05 PM PDT
Att: 43,823 - Sunny - 77 F

livebaseballscorecards.com

Batter	1	2	3	4	5	6	7	8	9	AB	R	H	RBI	BB	SO	LOB	BOTTOM								
David Eckstein, R (1, 6) OBP: 0.336, SLG: 0.336	G5-3 1B		K		G5-3		G1-6-3			4	0	1	0	0	1	2									
9 Chone Figgins, S (1, 5) OBP: 0.367, SLG: 0.453	G3-1 1B		G3-1			K			K	4	0	1	0	0	2	0									
27 Vladimir Guerrero, R (1, 9) OBP: 0.395, SLG: 0.699	P4				G4-3 1B		G4-3			4	0	2	0	0	0	2									
16 Garret Anderson, L (1, 8) OBP: 0.368, SLG: 0.490	FC3-5-2				FC4-6		G3-1		K	4	0	0	0	0	1	4									
Jose Guillen, R (1, 7) OBP: 0.361, SLG: 0.495	P3				P2		F8		F7	4	0	0	0	0	0	4									
Darin Erstad, L (1, 3) OBP: 0.322, SLG: 0.377		F7			F7		G6-3 1B		G6-3	4	1	1	0	0	0	1									
Tim Salmon, R (1, 10) OBP: 0.289, SLG: 0.318		G6-4-3 1B			P6		G4-3 1B		G6-3	4	1	2	0	0	0	0									
Bengie Molina, R (1, 2) OBP: 0.311, SLG: 0.427		G6-4-3			G5-3		G4-3 2B		F9	4	0	1	1	0	0	1									
Adam Kennedy, L (1, 4) OBP: 0.309, SLG: 0.359					P6		G4-3			3	0	1	1	0	0	1									
Inning Stats	R: 0 E: 0 K: 0 S: 11	H: 2 LOB: 2 BB: 0 P: 15	R: 0 E: 0 K: 0 S: 4	H: 1 LOB: 0 BB: 0 P: 5	R: 0 E: 0 K: 1 S: 9	H: 0 LOB: 0 BB: 0 P: 14	R: 0 E: 0 K: 0 S: 10	H: 1 LOB: 1 BB: 0 P: 14	R: 0 E: 0 K: 0 S: 6	H: 1 LOB: 1 BB: 0 P: 12	R: 0 E: 0 K: 1 S: 8	H: 0 LOB: 0 BB: 0 P: 10	R: 2 E: 0 K: 0 S: 15	H: 3 LOB: 1 BB: 0 P: 24	R: 0 E: 0 K: 2 S: 10	H: 1 LOB: 1 BB: 0 P: 17	R: 0 E: 0 K: 0 S: 8	H: 0 LOB: 0 BB: 0 P: 14	1B: 7 2B: 2 3B: 0 HR: 0	SF: 0 SAC: 0 DP: 1 HBP: 0	WP: 0 PB: 0 SB: 0 CS: 0	PA: 35			
PITCHER	IP	WLS	BF	H	R	ER	SO	BB	IBB	HBP	BLK	WP	HR	S	P	ERA	WHIP								
Jeff Weaver, R (1, 1) ERA: 4.26	6.1	W	26	8	2	2	2	0	0	0	0	0	0	57	85	2.84	1.263								
37 Darren Dreifort, R (7, 1) ERA: 4.0	0.2		2	0	0	0	0	0	0	0	0	0	0	6	9	0.00	0.000								
Guillermo Mota, R (8, 1) ERA: 1.84	1.0		4	1	0	0	2	0	0	0	0	0	0	10	17	0.00	1.000								
Tom Martin, L (9, 1) ERA: 4.09	1.0		3	0	0	0	0	0	0	0	0	0	0	8	14	0.00	0.000								

Los Angeles Dodgers @ Anaheim Angels
Angel Stadium of Anaheim, Anaheim, CA

AB 35
R 2
H 9
RBI 2
BB 0
SO 4
LOB 15



Sun Jul 04 2004, 7:05 PM PDT
Att: 43,823 - Sunny - 77 F

livebaseballscorecards.com

Batter	1	2	3	4	5	6	7	8	9	AB	R	H	RBI	BB	SO	LOB	TOP								
David Eckstein, R (1, 6) OBP: 0.335, SLG: 0.332	1-3 K		4-0 BB		0-0 SH5-3		3-3 K		3-2 K	3	0	0	0	1	3	3									
9 Chone Figgins, S (1, 5) OBP: 0.392, SLG: 0.446	3-3 K		3-2 P6		1-0 SH1-3		2-2 G4-3		1-3 K	4	0	0	1	0	2	5									
16 Garret Anderson, L (1, 8) OBP: 0.363, SLG: 0.481	2-3 K			1-3 K		3-H 2-2 G3		0-1 G4-3	1-0 1B	5	0	1	1	0	2	0									
27 Vladimir Guerrero, R (1, 9) OBP: 0.392, SLG: 0.603		0-3 K		1-1 G6-3		1-0 1B		0-0 G5-3	0-0 G1-3	5	0	1	0	0	1	3									
Jose Guillen, R (1, 7) OBP: 0.359, SLG: 0.492	0-0 F8		1-0 1B	1-0 1B		1-2 G6-3		3-2 F8		4	1	1	0	0	0	1									
Darin Erstad, L (1, 3) OBP: 0.330, SLG: 0.390	3-2 G3-1		1-0 1B	1-3 1B		0-0 2B			3-2 1B	4	2	3	0	0	0	0									
Jeff DaVanon, S (1, 10) OBP: 0.404, SLG: 0.451			1-2 F8	2-2 1B		4-0 FC6-4			4-2 1B	2	2	1	3	2	0	0									
Bengie Molina, R (1, 2) OBP: 0.316, SLG: 0.429			1-0 1B	3-1 G6-3		2-0 FC6-4			1-2 1B	4	0	2	0	0	0	2									
Adam Kennedy, L (1, 4) OBP: 0.311, SLG: 0.362	2-2 K				0-0 SH5-3		0-2 F9		4-2 1B	3	1	1	1	0	1	1									
Inning Stats	R: 0 E: 0 K: 3 S: 10	H: 0 LOB: 0 BB: 0 P: 16	R: 0 E: 0 K: 1 S: 9	H: 0 LOB: 0 BB: 0 P: 12	R: 0 E: 0 K: 1 S: 11	H: 1 LOB: 2 BB: 1 P: 22	R: 3 E: 0 K: 1 S: 12	H: 3 LOB: 0 BB: 0 P: 21	R: 1 E: 0 K: 0 S: 6	H: 1 LOB: 0 BB: 0 P: 9	R: 0 E: 0 K: 0 S: 7	H: 2 LOB: 2 BB: 1 P: 15	R: 0 E: 0 K: 1 S: 9	H: 0 LOB: 0 BB: 0 P: 14	R: 0 E: 0 K: 0 S: 6	H: 0 LOB: 0 BB: 0 P: 9	R: 2 E: 0 K: 2 S: 28	H: 3 LOB: 3 BB: 1 P: 45	1B: 7 2B: 2 3B: 0 HR: 1	SF: 0 SAC: 2 DP: 1 HBP: 1	WP: 0 PB: 0 CS: 0	PA: 40			
PITCHER	IP	WLS	BF	H	R	ER	SO	BB	IBB	HBP	BLK	WP	HR	S	P	ERA	WHIP								
Freddy Garcia, R (1, 1) ERA: 3.42	8.0	L	32	7	4	4	7	1	1	0	0	0	1	70	118	4.50	1.000								
Neal Cotts, L (9, 1) ERA: 5.97	0.0		4	2	2	2	0	1	0	1	0	0	0	18	30	∞	∞								
Cliff Politte, R (9, 1) ERA: 4.2	1.0		4	1	0	0	2	0	0	0	0	0	0	10	15	0.00	1.000								

Anaheim Angels @ Chicago White Sox
U.S. Cellular Field, Chicago, IL
Tue Jul 06 2004, 8:05 PM EDT
Att: 26,209 - Overcast - 70 F

AB	34
R	6
H	10
RBI	6
BB	3
SO	9
LOB	15



Batter	1	2	3	4	5	6	7	8	9	AB	R	H	RBI	BB	SO	LOB	BOTTOM								
Willie Harris, L (1, 4) OBP: 0.344, SLG: 0.312	0-0 F8		1-2 G4-3			4-0 G1		1-3 K		3	0	0	0	1	1	0									
Timo Perez, L (1, 8) OBP: 0.335, SLG: 0.386	1-2 G3		2-2 G4-3			2-2 F9		4-2 BB		3	0	0	0	1	0	1									
Aaron Rowand, R (8, PR) OBP: 0.345, SLG: 0.519								1-2 BB		0	0	0	0	0	0	0									
Frank Thomas, R (1, 10) OBP: 0.334, SLG: 0.563	3-3 K				0-1 G5-3		0-0 G1	4-1 BB		3	0	0	0	1	1	1									
5 Juan Uribe, R (6, PR) OBP: 0.338, SLG: 0.491						1-2 BB		1-2 BB		0	0	0	0	0	0	0									
Carlos Lee, R (1, 7) OBP: 0.359, SLG: 0.446		2-1 F9		2-0 F8		1-1 F9		0-0 F8		4	0	0	0	0	0	4									
Jose Valentin, S (1, 6) OBP: 0.330, SLG: 0.564		0-1 24 WP		1-3 K		2-3 K		2-3 K		4	1	1	0	0	3	0									
14 Paul Konerko, R (1, 3) OBP: 0.370, SLG: 0.556		0-0 24 WP			2-1 HR		2-0 F9		0-0 F9	4	1	2	1	0	0	0									
Ross Gload, L (1, 9) OBP: 0.333, SLG: 0.386		1-0 P3			0-3 K		0-0 F9		1-1 F7	4	0	0	0	0	1	2									
24 Joe Crede, R (1, 5) OBP: 0.293, SLG: 0.437		2-2 1B			2-2 G5-3			2-1 F7		3	0	1	1	0	0	0									
Ben Davis, S (1, 2) OBP: 0.146, SLG: 0.081			3-2 F7		1-3 K			1-2 F7		3	0	0	0	0	1	0									
Inning Stats	R: 0 E: 0 K: 1 S: 7	H: 0 LOB: 0 BB: 0 P: 11	R: 1 E: 0 K: 0 S: 9	H: 3 LOB: 2 BB: 0 P: 14	R: 0 E: 0 K: 0 S: 12	H: 0 LOB: 0 BB: 0 P: 18	R: 0 E: 0 K: 1 S: 7	H: 0 LOB: 0 BB: 0 P: 10	R: 1 E: 0 K: 2 S: 12	H: 1 LOB: 0 BB: 0 P: 17	R: 0 E: 0 K: 0 S: 7	H: 0 LOB: 1 BB: 1 P: 14	R: 0 E: 0 K: 1 S: 5	H: 0 LOB: 0 BB: 0 P: 9	R: 0 E: 0 K: 1 S: 12	H: 0 LOB: 3 BB: 2 P: 24	R: 0 E: 0 K: 1 S: 9	H: 0 LOB: 0 BB: 0 P: 12	1B: 3 2B: 0 3B: 0 HR: 1	SF: 0 SAC: 0 DP: 0 HBP: 0	WP: 2 PB: 0 CS: 0	PA: 34			
PITCHER	IP	WLS	BF	H	R	ER	SO	BB	IBB	HBP	BLK	WP	HR	S	P	ERA	WHIP								
41 John Lackey, R (1, 1) ERA: 4.85	7.0	W	25	4	2	2	5	1	0	0	0	1	1	59	93	2.57	0.714								
Francisco Rodriguez, R (8, 1) ERA: 1.02	1.0	H	6	0	0	0	1	2	0	0	0	1	0	12	24	0.00	2.000								
Brendan Donnelly, R (9, 1) ERA: 3.68	1.0		3	0	0	0	1	0	0	0	0	0	0	9	12	0.00	0.000								

Anaheim Angels @ Chicago White Sox
U.S. Cellular Field, Chicago, IL
Tue Jul 06 2004, 8:05 PM EDT
Att: 26,209 - Overcast - 70 F

AB	31
R	2
H	4
RBI	2
BB	3
SO	7
LOB	8



Batter	1	2	3	4	5	6	7	8	9	AB	R	H	RBI	BB	SO	LOB	TOP										
David Eckstein, R (1, 6) OBP: 0.340, SLG: 0.340	1-1 9 1B 16 G4-6-3 1B	0-0 P2		1-0 9 3B 2B		0-1 9 1B 16 1B		4-2 BB		4	3	2	1	0	2												
9 Chone Figgins, S (1, 5) OBP: 0.370, SLG: 0.457	1-2 16 G4-6-3 1B		1-0 P4	1-1 2H 3H 3B		1 SAFE 3-1 16 1B 27 SF8 1B		1 SAFE 0-3 K		5	1	3	2	0	1	1											
16 Garret Anderson, L (1, 10) OBP: 0.362, SLG: 0.491	1-0 G4-6-3 1-2 3H 1B		1-1 FC4 1B			0-1 HBP 1B		1-3 K		5	0	2	1	0	2	3											
27 Vladimir Guerrero, R (1, 9) OBP: 0.388, SLG: 0.595	2-1 G3		0-0 P4		0-0 F9		0-0 SF8		2-3 K		4	0	0	1	0	1	2										
Jose Guillen, R (1, 7) OBP: 0.363, SLG: 0.513		0-0 F9	0-2 FC4		0-1 F9		1-2 HBP		0-1 G1-3		4	0	0	0	0	1											
Darin Erstad, L (1, 3) OBP: 0.335, SLG: 0.389	3-2 G4-3		1-0 L7		2-1 1B		3-1 G6-3		3-3 K		5	0	1	0	0	1	2										
Jeff DaVanon, S (1, 8) OBP: 0.395, SLG: 0.440	0-1 WP 1B		0-2 F7		2-0 F7		0-1 F7		3-3 K		5	1	1	0	0	1	1										
Bengie Molina, R (1, 2) OBP: 0.313, SLG: 0.420	3-1 1B 1H 1B		0-1 BB 2B 1B		3-2 G4-3		3-3 K				4	1	2	1	0	1	0										
Adam Kennedy, L (1, 4) OBP: 0.316, SLG: 0.365	2-2 1B		4-2 2B 9 3B BB		0-1 1B 2B		2-3 K				3	2	2	0	1	1	0										
Inning Stats	R: 1 E: 0 K: 0 S: 10	H: 2 LOB: 0 BB: 0 P: 15	R: 1 E: 0 K: 0 S: 14	H: 3 LOB: 2 BB: 0 P: 22	R: 0 E: 0 K: 0 S: 7	H: 1 LOB: 1 BB: 0 P: 9	R: 3 E: 0 K: 1 S: 14	H: 3 LOB: 1 BB: 1 P: 24	R: 0 E: 0 K: 0 S: 6	H: 0 LOB: 0 BB: 0 P: 10	R: 3 E: 0 K: 0 S: 20	H: 4 LOB: 2 BB: 0 P: 29	R: 0 E: 0 K: 2 S: 12	H: 0 LOB: 0 BB: 0 P: 14	R: 0 E: 0 K: 2 S: 8	H: 0 LOB: 0 BB: 0 P: 14	1B: 11 2B: 2 3B: 1 HR: 0	SF: 1 SAC: 0 DP: 1 HBP: 1	WP: 1 PB: 0 SB: 1 CS: 0	PA: 43							
PITCHER	IP	WLS	BF	H	R	ER	SO	BB	IBB	HBP	BLK	WP	HR	S	P	ERA	WHIP										
Esteban Loaiza, R (1, 1) ERA: 4.77	5.1		29	13	8	8	1	1	0	0	0	1	0	63	97	13.50	2.625										
Cliff Politte, R (6, 1) ERA: 4.11	0.2		4	1	0	0	0	0	0	1	0	0	0	8	12	0.00	1.500										
Neal Cotts, L (7, 1) ERA: 5.64	1.2		6	0	0	0	4	1	0	0	0	0	0	18	28	0.00	0.600										
Michael Jackson, R (8, 1) ERA: 5.34	0.2		2	0	0	0	1	0	0	0	0	0	0	5	7	0.00	0.000										
Damaso Marte, L (9, 1) ERA: 2.37	0.2	W	2	0	0	0	2	0	0	0	0	0	0	6	12	0.00	0.000										

Anaheim Angels @ Chicago White Sox
U.S. Cellular Field, Chicago, IL
Thu Jul 08 2004, 2:05 PM EDT
Att: 27,845 - Sunny - 72 F

AB	39
R	8
H	14
RBI	7
BB	2
SO	8
LOB	12



Batter	1	2	3	4	5	6	7	8	9	AB	R	H	RBI	BB	SO	LOB	BOTTOM										
Timo Perez, L (1, 9) OBP: 0.325, SLG: 0.372	1-2 P6		2-1 G4-3		2-2 P5		1-0 G1-3		3-2 E9 1B		5	0	1	2	0	2											
Aaron Rowand, R (1, 8) OBP: 0.344, SLG: 0.526	3-2 HR 3B		0-0 F8		3-1 1B 14 1B 2H 1B		2-3 K		1-3 K		5	2	2	1	0	2	1										
Carlos Lee, R (1, 7) OBP: 0.358, SLG: 0.451	0-1 HR		4-1 BB		0-0 14 1B 1B		0-0 F8		1-3 K		4	2	2	2	1	1	0										
Jose Valentin, S (1, 6) OBP: 0.326, SLG: 0.549	3-1 F9		0-0 P4		4-2 14 1B BB		1-2 F9		2-2 14 1B 5 1B 1B		4	1	1	0	1	0	1										
14 Paul Konerko, R (1, 3) OBP: 0.379, SLG: 0.560	1-0 F9			2-1 G6-3 1B		0-2 1B 1B		1-0 1B 2B		1-0 5 1B 1B		5	1	4	2	0	0	0									
5 Juan Uribe, R (1, 4) OBP: 0.334, SLG: 0.483		1-2 F8		0-2 L5		1-1 F8		3-2 P3		1-2 1B		5	0	1	1	0	0	4									
Ross Gload, L (1, 10) OBP: 0.330, SLG: 0.381		2-2 1B		2-1 G6-3 1-2			0-1 F7		0-1 P3		4	0	1	0	0	0	2										
24 Joe Crede, R (1, 5) OBP: 0.298, SLG: 0.440		1-1 F9			0-0 1B 2B		2-0 G1-3		4-2 1B BB		3	2	1	0	1	0	1										
Jamie Burke, R (1, 2) OBP: 0.333, SLG: 0.378		2-3 K			1-2 F9		0-0 1B		0-0 1B		3	0	1	0	0	1	2										
Willie Harris, L (8, PH) OBP: 0.347, SLG: 0.315											1	1	1	0	0	0	0										
Ben Davis, S (9, 2) OBP: 0.146, SLG: 0.081									1-2 2-3 E 1B		0	0	0	0	0	0	0										
Inning Stats	R: 2 E: 0 K: 0 S: 12	H: 2 LOB: 0 BB: 0 P: 20	R: 0 E: 0 K: 1 S: 11	H: 1 LOB: 1 BB: 0 P: 17	R: 0 E: 0 K: 0 S: 5	H: 0 LOB: 1 BB: 1 P: 11	R: 0 E: 0 K: 0 S: 7	H: 1 LOB: 0 BB: 0 P: 11	R: 3 E: 0 K: 0 S: 20	H: 4 LOB: 2 BB: 1 P: 31	R: 0 E: 0 K: 0 S: 5	H: 1 LOB: 1 BB: 0 P: 8	R: 0 E: 0 K: 1 S: 8	H: 0 LOB: 0 BB: 0 P: 11	R: 3 E: 1 K: 1 S: 21	H: 3 LOB: 1 BB: 1 P: 33	R: 1 E: 0 K: 1 S: 10	H: 3 LOB: 2 BB: 0 P: 15	1B: 11 2B: 2 3B: 1 HR: 1	SF: 0 SAC: 0 DP: 1 HBP: 0	WP: 0 PB: 0 SB: 0 CS: 0	PA: 42					
PITCHER	IP	WLS	BF	H	R	ER	SO	BB	IBB	HBP	BLK	WP	HR	S	P	ERA	WHIP										
Aaron Sele, R (1, 1) ERA: 4.23	5.0		24	8	5	5	1	2	0	0	0	0	0	55	90	9.00	2.000										
62 Scot Shields, R (6, 1) ERA: 3.14	2.0	H	7	1	0	0	1	0	0	0	0	0	0	13	19	0.00	0.500										
Francisco Rodriguez, R (8, 1) ERA: 1.4	0.2	B	6	3	3	2	0	1	0	0	0	0	0	17	28	27.00	6.000										
Brendan Donnelly, R (8, 1) ERA: 4.5	0.2	L	5	3	1	1	2	0	0	0	0	0	0	14	20	13.50	4.500										

Anaheim Angels @ Chicago White Sox
U.S. Cellular Field, Chicago, IL
Thu Jul 08 2004, 2:05 PM EDT
Att: 27,845 - Sunny - 72 F

AB	39
R	9
H	15
RBI	8
BB	3
SO	4
LOB	13



Batter	1	2	3	4	5	6	7	8	9	AB	R	H	RBI	BB	SO	LOB	TOP					
David Eckstein, R (1, 6) OBP: 0.347, SLG: 0.347		SH5-3						SH2-4		3	2	3	0	0	0	0						
9 Chone Figgins, S (1, 5) OBP: 0.397, SLG: 0.453		P6						FC1-2		5	1	1	0	0	0	5						
16 Garret Anderson, L (1, 8) OBP: 0.368, SLG: 0.488		F9								3	1	1	1	2	1	1						
27 Vladimir Guerrero, R (1, 9) OBP: 0.388, SLG: 0.592										5	0	2	3	0	1	1						
Jose Guillen, R (1, 10) OBP: 0.369, SLG: 0.516										4	0	3	1	0	0	2						
Darin Erstad, L (1, 3) OBP: 0.341, SLG: 0.391										4	0	2	0	1	1	1						
Jeff DaVanon, S (1, 7) OBP: 0.390, SLG: 0.433										5	0	1	0	0	0	3						
José Molina, R (1, 2) OBP: 0.269, SLG: 0.369										4	0	0	0	0	0	6						
Adam Kennedy, L (1, 4) OBP: 0.322, SLG: 0.375										4	1	3	0	0	0	0						
Inning Stats	R: 3 E: 1 K: 0 S: 18	H: 5 LOB: 2 BB: 0 P: 27	R: 0 E: 0 K: 0 S: 7	H: 1 LOB: 1 BB: 0 P: 9	R: 0 E: 0 K: 1 S: 10	H: 2 LOB: 1 BB: 0 P: 13	R: 2 E: 0 K: 0 S: 15	H: 3 LOB: 2 BB: 1 P: 25	R: 0 E: 0 K: 1 S: 7	H: 0 LOB: 0 BB: 0 P: 12	R: 0 E: 0 K: 0 S: 8	H: 1 LOB: 0 BB: 0 P: 10	R: 0 E: 1 K: 1 S: 13	H: 2 LOB: 3 BB: 1 P: 20	R: 0 E: 0 K: 0 S: 7	H: 2 LOB: 2 BB: 1 P: 12	R: 0 E: 0 K: 0 S: 5	H: 0 LOB: 0 BB: 0 P: 9	1B: 15 2B: 1 3B: 0 HR: 0	SF: 0 SAC: 2 DP: 2 HBP: 1	WP: 1 PB: 1 SB: 1 CS: 1	PA: 43
PITCHER	IP WLS BF H R ER SO BB IBB HBP BLK WP HR S P ERA WHIP	IP WLS BF H R ER SO BB IBB HBP BLK WP HR S P ERA WHIP																				
32 Roy Halladay, R (1, 1) ERA: 4.03	6.0	L	29	12	5	5	2	1	0	0	0	0	0	0	65	96	7.50	2.167				
Terry Adams, R (7, 1) ERA: 4.38	1.0		6	2	0	0	1	1	0	0	0	0	0	13	20	0.00	3.000					
Kerry Ligtenberg, R (8, 1) ERA: 4.3	1.0		5	2	0	0	0	1	0	0	0	0	0	7	12	0.00	3.000					
Justin Speier, R (9, 1) ERA: 5.29	1.0		3	0	0	0	0	0	0	1	0	0	0	5	9	0.00	0.000					

Anaheim Angels @ Toronto Blue Jays
SkyDome, Toronto, ON
Fri Jul 09 2004, 7:05 PM EDT
Att: 15,071 - Sunny - 66 F

AB 37
R 5
H 16
RBI 5
BB 3
SO 3
LOB 19



Batter	1	2	3	4	5	6	7	8	9	AB	R	H	RBI	BB	SO	LOB	BOTTOM			
3 Reed Johnson, R (1, 8) OBP: 0.334, SLG: 0.401		F8						K		4	0	1	0	0	1	1				
Orlando Hudson, S (1, 4) OBP: 0.354, SLG: 0.432								P4		4	0	0	0	0	1	0				
Eric Hinske, L (1, 5) OBP: 0.348, SLG: 0.404										4	1	1	1	0	0	0				
Carlos Delgado, L (1, 3) OBP: 0.332, SLG: 0.418										4	1	1	0	0	2	0				
9 Gregg Zaun, S (1, 2) OBP: 0.396, SLG: 0.400										3	1	1	0	1	0	0				
Dave Berg, R (9, PR) OBP: 0.286, SLG: 0.328										0	0	0	0	0	0	0				
15 Alex Rios, R (1, 9) OBP: 0.327, SLG: 0.390										4	1	1	2	0	0	1				
Josh Phelps, R (1, 10) OBP: 0.308, SLG: 0.403										3	0	0	0	0	1	0				
Howie Clark, L (1, 7) OBP: 0.291, SLG: 0.339										3	0	0	0	0	0	1				
Chris Woodward, R (1, 6) OBP: 0.299, SLG: 0.416										3	0	0	0	0	1	1				
Inning Stats	R: 0 E: 0 K: 0 S: 6	H: 3 LOB: 1 BB: 0 P: 27	R: 0 E: 0 K: 1 S: 6	H: 0 LOB: 0 BB: 0 P: 8	R: 0 E: 0 K: 0 S: 5	H: 0 LOB: 0 BB: 0 P: 8	R: 0 E: 0 K: 0 S: 6	H: 1 LOB: 0 BB: 0 P: 10	R: 1 E: 0 K: 1 S: 9	H: 1 LOB: 0 BB: 0 P: 14	R: 0 E: 0 K: 1 S: 8	H: 0 LOB: 0 BB: 0 P: 12	R: 0 E: 0 K: 1 S: 7	H: 0 LOB: 1 BB: 0 P: 10	R: 0 E: 0 K: 1 S: 9	H: 0 LOB: 1 BB: 1 P: 16	1B: 2 2B: 1 3B: 1 HR: 1	SF: 0 SAC: 0 DP: 0 HBP: 0	WP: 0 PB: 0 SB: 0 CS: 0	PA: 34
PITCHER	IP WLS BF H R ER SO BB IBB HBP BLK WP HR S P ERA WHIP	IP WLS BF H R ER SO BB IBB HBP BLK WP HR S P ERA WHIP																		
40 Bartolo Colon, R (1, 1) ERA: 6.38	7.0	W	26	5	4	3	4	0	0	0	0	0	0	0	61	90	3.86	0.714		
Francisco Rodríguez, R (8, 1) ERA: 1.37	1.0	H	3	0	0	0	1	0	0	0	0	0	0	7	10	0.00	0.000			
Troy Percival, R (9, 1) ERA: 4.57	1.0	S	4	0	0	0	1	1	0	0	0	0	0	9	16	0.00	1.000			

Anaheim Angels @ Toronto Blue Jays
SkyDome, Toronto, ON
Fri Jul 09 2004, 7:05 PM EDT
Att: 15,071 - Sunny - 66 F

AB 32
R 4
H 5
RBI 3
BB 1
SO 6
LOB 4





Batter	1	2	3	4	5	6	7	8	9	AB	R	H	RBI	BB	SO	LOB	TOP					
David Eckstein, R (1, 6) OBP: 0.350, SLG: 0.348	G4-3			K	9 2B 1B		F8		1B	5	1	2	1	0	1	0	Anaheim Angels @ Toronto Blue Jays SkyDome, Toronto, ON Sat Jul 10 2004, 4:05 PM EDT Att: 20,635 - Sunny - 77 F					
9 Chone Figgins, S (1, 4) OBP: 0.397, SLG: 0.460	F8			L6	1B		27 1B 3B		F7	6	1	2	3	0	0	3						
16 Garret Anderson, L (1, 8) OBP: 0.369, SLG: 0.483 Josh Paul, R (8, 2) OBP: 0.259, SLG: 0.174	G3-1			27 1B 2B	F8		27 1B 1B	G1-3		4	1	1	0	1	0	1						
27 Vladimir Guerrero, R (1, 9) OBP: 0.394, SLG: 0.592 30 Robb Quinlan, R (8, PR) OBP: 0.333, SLG: 0.338		K					2-1 1B 1B	1B 1B	BB	3	1	2	1	2	1	0						
Jose Guillen, R (1, 10) OBP: 0.369, SLG: 0.513	K				1B		1-3 3-H	BB	1B	4	1	1	1	1	1	4						
Darin Erstad, L (1, 3) OBP: 0.338, SLG: 0.387	F7				F9		2-2 3-H	BB	1B	5	1	1	0	0	0	2						
Tim Salmon, R (1, 7) OBP: 0.289, SLG: 0.325 Jeff DaVanon, S (8, 9) OBP: 0.391, SLG: 0.430			P4		1B 1B		1-2 2-3	HR	1B	3	1	1	0	0	1	0						
Bengie Molina, R (1, 2) OBP: 0.317, SLG: 0.439 Adam Kennedy, L (8, 4) OBP: 0.321, SLG: 0.373			P3		1B 9 2B		0-0	G1-3		4	2	2	4	0	0	0						
Shane Halter, R (1, 5) OBP: 0.254, SLG: 0.364	F9				1B		4-1	K2-3		3	1	0	0	2	1	0						
					9 2B																	
Inning Stats	R: 0 E: 0 K: 0 S: 11	H: 0 LOB: 0 BB: 0 P: 15	R: 0 E: 0 K: 2 S: 12	H: 0 LOB: 0 BB: 0 P: 16	R: 0 E: 0 K: 2 S: 8	H: 0 LOB: 0 BB: 0 P: 12	R: 0 E: 0 K: 1 S: 9	H: 1 LOB: 2 BB: 1 P: 18	R: 4 E: 0 K: 0 S: 17	H: 4 LOB: 2 BB: 2 P: 33	R: 0 E: 0 K: 1 S: 8	H: 0 LOB: 0 BB: 0 P: 10	R: 7 E: 0 K: 1 S: 28	H: 5 LOB: 3 BB: 3 P: 49	R: 0 E: 0 K: 0 S: 9	H: 1 LOB: 2 BB: 0 P: 16	R: 0 E: 0 K: 0 S: 9	H: 1 LOB: 1 BB: 0 P: 13	1B: 8 2B: 2 3B: 1 HR: 1	SF: 0 SAC: 0 DP: 0 HBP: 1	WP: 0 PB: 0 SB: 0 CS: 0	PA: 47
PITCHER	IP WLS BF H R ER SO BB IBB HBP BLK WP HR S P ERA WHIP																					
Ted Lilly, L (1, 1) ERA: 4.27	6.2 L 30 6 6 6 5 3 1 0 0 0 0 0 73 117 8.10 1.350																					
Kerry Ligtenberg, R (7, 1) ERA: 5.83	0.0 0 4 5 5 0 2 0 0 0 0 0 1 17 31 ∞ ∞																					
Bob Fife, R (7, 1) ERA: 4.26	1.1 7 1 0 0 0 1 0 0 1 0 0 0 12 21 0.00 1.500																					
Pat Hentgen, R (9, 1) ERA: 6.26	1.0 4 1 0 0 0 0 0 0 0 0 0 0 9 13 0.00 1.000																					

Batter	1	2	3	4	5	6	7	8	9	AB	R	H	RBI	BB	SO	LOB	BOTTOM					
Frank Menechino, R (1, 4) OBP: 0.387, SLG: 0.456	F8				G6-3				F8	4	0	1	0	1	0	1	Anaheim Angels @ Toronto Blue Jays SkyDome, Toronto, ON Sat Jul 10 2004, 4:05 PM EDT Att: 20,635 - Sunny - 77 F					
Chris Gomez, R (1, 6) OBP: 0.359, SLG: 0.356	FC6			F9	3 WP 1B					2	1	0	0	2	1	2						
3 Reed Johnson, R (1, 8) OBP: 0.336, SLG: 0.402	K									4	0	2	1	0	1	2						
Carlos Delgado, L (1, 3) OBP: 0.326, SLG: 0.409 Chris Woodward, R (9, 6) OBP: 0.299, SLG: 0.416	FC6				P6					4	0	0	0	0	2	4						
Eric Hinske, L (1, 5) OBP: 0.347, SLG: 0.402	K									4	0	1	0	0	2	2						
15 Alex Rios, R (1, 9) OBP: 0.325, SLG: 0.387					G5-3					4	1	1	0	0	1	1						
Josh Phelps, R (1, 10) OBP: 0.311, SLG: 0.408										4	0	2	1	0	1	1						
Dave Berg, R (1, 7) OBP: 0.277, SLG: 0.317										4	0	0	0	0	3	3						
Kevin Cash, R (1, 2) OBP: 0.264, SLG: 0.338										4	0	0	0	0	2	2						
Inning Stats	R: 0 E: 0 K: 1 S: 9	H: 0 LOB: 1 BB: 1 P: 16	R: 1 E: 0 K: 2 S: 17	H: 2 LOB: 1 BB: 0 P: 26	R: 0 E: 0 K: 2 S: 12	H: 1 LOB: 2 BB: 1 P: 21	R: 0 E: 0 K: 2 S: 8	H: 0 LOB: 0 BB: 0 P: 13	R: 1 E: 0 K: 1 S: 9	H: 1 LOB: 1 BB: 1 P: 19	R: 0 E: 0 K: 2 S: 14	H: 1 LOB: 1 BB: 0 P: 21	R: 0 E: 0 K: 1 S: 21	H: 1 LOB: 1 BB: 0 P: 30	R: 0 E: 0 K: 1 S: 7	H: 0 LOB: 0 BB: 0 P: 15	R: 0 E: 0 K: 1 S: 10	H: 1 LOB: 1 BB: 0 P: 11	1B: 6 2B: 1 3B: 0 HR: 0	SF: 0 SAC: 0 DP: 0 HBP: 0	WP: 1 PB: 0 SB: 2 CS: 0	PA: 37
PITCHER	IP WLS BF H R ER SO BB IBB HBP BLK WP HR S P ERA WHIP																					
45 Kelvim Escobar, R (1, 1) ERA: 3.97	5.1 W 24 5 2 2 9 3 0 0 0 0 0 0 62 105 3.38 1.500																					
Brendan Donnelly, R (8, 1) ERA: 3.72	1.2 H 6 1 0 0 2 0 0 0 0 0 0 0 28 41 0.00 0.600																					
Kevin Gregg, R (8, 1) ERA: 3.42	2.0 7 1 0 0 2 0 0 0 0 0 0 0 17 26 0.00 0.500																					

AB	39
R	11
H	12
RBI	11
BB	7
SO	5
LOB	12



Batter	1	2	3	4	5	6	7	8	9	AB	R	H	RBI	BB	SO	LOB	TOP								
David Eckstein, R (1, 6) OBP: 0.349, SLG: 0.346	1-2 P4		1-0 G3		0-0 SH3	2-1 L1-6			1-2	4	0	1	0	0	0	3	Anaheim Angels @ Toronto Blue Jays SkyDome, Toronto, ON Sun Jul 11 2004, 1:05 PM EDT Att: 17,573 - Dome - 68 F								
9 Chone Figgins, S (1, 5) OBP: 0.364, SLG: 0.459	2-2 L5		0-2		0-3		1-3		0-1 F8	5	0	1	1	0	2	2									
16 Garret Anderson, L (1, 8) OBP: 0.365, SLG: 0.475	1-1 G4-3		3-H 0-2 F8		1-1	27 FC4-6			1-0 F9	5	0	1	1	0	0	2									
27 Vladimir Guerrero, R (1, 10) OBP: 0.392, SLG: 0.591		3-2	1-0 F9		0-0	3-H FC4-6			1-0 L7	4	1	1	0	0	0	2									
Jose Guillen, R (1, 7) OBP: 0.368, SLG: 0.509	1-2 G3			2-2					1-2 F8	4	0	1	0	0	1	1									
Darin Erstad, L (1, 3) OBP: 0.341, SLG: 0.389	0-2			1-0					1-0 F8	4	1	2	1	0	0	2									
Jeff DaVanon, S (1, 9) OBP: 0.393, SLG: 0.429	3-H 1-1 F9			2-1					4-2	3	1	1	0	1	0	3									
Bengie Molina, R (1, 2) OBP: 0.316, SLG: 0.435	1-1 G4-3			0-0					0-1 G6-4-3	4	0	1	1	0	0	5									
Adam Kennedy, L (1, 4) OBP: 0.327, SLG: 0.389			1-2		0-0	SH3			1-1 G4-3	4	2	3	1	0	0	0	 AB 37 R 5 H 12 RBI 5 BB 1 SO 3 LOB 20								
Inning Stats	R: 0 E: 0 K: 0 S: 9	H: 0 LOB: 0 BB: 0 P: 13	R: 1 E: 0 K: 0 S: 14	H: 2 LOB: 1 BB: 0 P: 20	R: 1 E: 0 K: 0 S: 14	H: 2 LOB: 1 BB: 0 P: 17	R: 0 E: 2 K: 0 S: 8	H: 0 LOB: 1 BB: 0 P: 13	R: 1 E: 0 K: 1 S: 10	H: 2 LOB: 1 BB: 0 P: 11	R: 2 E: 0 K: 1 S: 15	H: 4 LOB: 1 BB: 0 P: 21	R: 0 E: 0 K: 1 S: 7	H: 0 LOB: 0 BB: 0 P: 9	R: 0 E: 0 K: 0 S: 10	H: 1 LOB: 1 BB: 0 P: 16		R: 0 E: 0 K: 0 S: 8	H: 1 LOB: 1 BB: 0 P: 11	1B: 8 2B: 4 3B: 1 HR: 0	SF: 0 SAC: 1 DP: 3 HBP: 0	WP: 0 PB: 0 SB: 0 CS: 0	PA: 39		
PITCHER	IP	WLS	BF	H	R	ER	SO	BB	IBB	HBP	BLK	WP	HR	S	P	ERA		WHIP							
Miguel Batista, R (1, 1) ERA: 4.02	6.0	L	28	10	5	5	2	0	0	0	0	0	0	70	95	7.50		1.667							
Vinnie Chulk, R (7, 1) ERA: 2.15	2.0		7	1	0	0	1	1	0	0	0	0	0	17	25	0.00		1.000							
54 Jason Frasor, R (9, 1) ERA: 2.17	1.0		4	1	0	0	0	0	0	0	0	0	0	8	11	0.00		1.000							

Batter	1	2	3	4	5	6	7	8	9	AB	R	H	RBI	BB	SO	LOB	BOTTOM								
3 Reed Johnson, R (1, 8) OBP: 0.332, SLG: 0.397	2-2 G5-3		1-1 G5-3		2-2 G5-3		1-2 G5-3			4	0	0	0	0	0	1	Anaheim Angels @ Toronto Blue Jays SkyDome, Toronto, ON Sun Jul 11 2004, 1:05 PM EDT Att: 17,573 - Dome - 68 F								
Orlando Hudson, S (1, 4) OBP: 0.356, SLG: 0.430	1-2 G6-3		2-3			1-0		4-2		3	0	1	0	1	1	0									
Eric Hinske, L (1, 5) OBP: 0.346, SLG: 0.403	3-3		0-1			3-1		0-1		4	0	1	0	0	1	2									
Carlos Delgado, L (1, 10) OBP: 0.325, SLG: 0.421		0-2	2-3			2-1		0-3		4	1	1	1	0	2	3									
9 Gregg Zaun, S (1, 2) OBP: 0.398, SLG: 0.402		3-1		3-1		1-2		0-1		4	1	2	0	0	0	1									
15 Alex Rios, R (1, 9) OBP: 0.319, SLG: 0.379		0-0	1-2		3-3		1-1		1-1	3	0	0	0	0	1	2									
Josh Phelps, R (1, 3) OBP: 0.306, SLG: 0.402		1-1		1-2						4	0	0	0	0	0	1									
Chris Gomez, R (1, 6) OBP: 0.357, SLG: 0.354		2-2			2-2				1-3	4	0	1	1	0	2	0									
Howie Clark, L (1, 7) OBP: 0.292, SLG: 0.348		0-0			2-2					3	0	1	0	0	0	1	 AB 33 R 2 H 7 RBI 2 BB 1 SO 7 LOB 11								
Inning Stats	R: 0 E: 0 K: 1 S: 9	H: 3 LOB: 0 BB: 0 P: 15	R: 2 E: 0 K: 0 S: 14	H: 3 LOB: 1 BB: 0 P: 20	R: 0 E: 0 K: 2 S: 13	H: 1 LOB: 0 BB: 0 P: 18	R: 0 E: 0 K: 1 S: 11	H: 0 LOB: 0 BB: 0 P: 18	R: 0 E: 0 K: 1 S: 11	H: 0 LOB: 0 BB: 0 P: 17	R: 0 E: 0 K: 0 S: 11	H: 2 LOB: 2 BB: 0 P: 19	R: 0 E: 0 K: 0 S: 17	H: 1 LOB: 1 BB: 0 P: 23	R: 0 E: 0 K: 1 S: 9	H: 0 LOB: 1 BB: 1 P: 13		R: 0 E: 0 K: 1 S: 7	H: 0 LOB: 0 BB: 0 P: 10	1B: 4 2B: 2 3B: 0 HR: 1	SF: 0 SAC: 1 DP: 0 HBP: 0	WP: 1 PB: 0 SB: 0 CS: 0	PA: 35		
PITCHER	IP	WLS	BF	H	R	ER	SO	BB	IBB	HBP	BLK	WP	HR	S	P	ERA		WHIP							
41 John Lackey, R (1, 1) ERA: 4.78	5.2	W	23	6	2	2	5	0	0	0	0	0	0	67	104	3.18		1.059							
62 Scot Shields, R (6, 1) ERA: 3.07	1.1	H	5	1	0	0	0	0	0	0	0	0	0	19	26	0.00		0.750							
Francisco Rodriguez, R (8, 1) ERA: 1.34	1.0	H	4	0	0	0	1	1	0	0	0	0	0	9	13	0.00		1.000							
Troy Percival, R (9, 1) ERA: 4.37	1.0	S	3	0	0	0	1	0	0	0	0	0	0	7	10	0.00		0.000							

Batter	1	2	3	4	5	6	7	8	9	AB	R	H	RBI	BB	SO	LOB	TOP								
18 Johnny Damon, L (1, 8) OBP: 0.397, SLG: 0.483	G4-3			G6-3	F8			P4		4	0	0	0	0	0	2									
Mark Bellhorn, S (1, 4) OBP: 0.387, SLG: 0.440	K			G5-3	F8			1B		4	0	1	0	0	1	0									
34 David Ortiz, L (1, 3) OBP: 0.355, SLG: 0.597	P6			FC5-4 BB	G5-4-3 BB			F7		2	0	0	0	2	0	1									
Manny Ramirez, R (1, 10)				G6-3	FC5-4 1-2			F7		4	0	0	0	0	0	3									
Nomar Garciaparra, R (1, 6) OBP: 0.353, SLG: 0.505				F8	L6			P3		4	0	0	0	0	0	1									
Kevin Millar, R (1, 7) OBP: 0.361, SLG: 0.400	K			E 2B	1B			K		3	1	1	0	0	2	0									
Jason Varitek, S (1, 2)				L6-3 1B	E5 2B			F9		3	0	1	0	0	0	1									
Bill Mueller, S (1, 5) OBP: 0.359, SLG: 0.446				L6-3	2B			K		3	0	1	1	0	1	1									
Gabe Kapler, R (1, 9) OBP: 0.309, SLG: 0.362				P2	L4			G3		2	0	0	0	0	0	2									
Trot Nixon, L (8, PH) OBP: 0.303, SLG: 0.424										1	0	0	0	0	0	0									
Inning Stats	R: 0 E: 0 K: 1 S: 8	H: 0 LOB: 0 BB: 0 P: 14	R: 0 E: 0 K: 1 S: 9	H: 0 LOB: 0 BB: 0 P: 12	R: 0 E: 0 K: 0 S: 6	H: 1 LOB: 0 BB: 0 P: 13	R: 0 E: 0 K: 0 S: 12	H: 0 LOB: 1 BB: 1 P: 19	R: 1 E: 1 K: 0 S: 11	H: 2 LOB: 2 BB: 0 P: 18	R: 0 E: 0 K: 0 S: 6	H: 0 LOB: 0 BB: 0 P: 11	R: 0 E: 0 K: 1 S: 6	H: 0 LOB: 0 BB: 0 P: 11	R: 0 E: 0 K: 1 S: 7	H: 0 LOB: 0 BB: 0 P: 8	R: 0 E: 0 K: 0 S: 7	H: 1 LOB: 1 BB: 0 P: 12	1B: 3 2B: 2 3B: 0 HR: 0	SF: 0 SAC: 0 DP: 2 HBP: 0	WP: 0 PB: 0 SB: 0 CS: 0	PA: 32			
PITCHER	IP	WLS	BF	H	R	ER	SO	BB	IBB	HBP	BLK	WP	HR	S	P	ERA	WHIP								
Jarrod Washburn, L (1, 1) ERA: 4.32	7.0	W	25	3	1	0	3	2	0	0	0	0	0	58	98	0.00	0.714								
Kevin Gregg, R (8, 1) ERA: 3.35	1.0		3	0	0	0	1	0	0	0	0	0	0	7	8	0.00	0.000								
Ramon Ortiz, R (9, 1) ERA: 4.11	1.0		4	1	0	0	0	0	0	0	0	0	0	7	12	0.00	1.000								

Boston Red Sox @ Anaheim Angels
Angel Stadium of Anaheim, Anaheim, CA
Thu Jul 15 2004, 7:05 PM PDT
Att: 43,623 - Sunny - 80 F

AB 30
R 1
H 4
RBI 1
BB 2
SO 4
LOB 11



Batter	1	2	3	4	5	6	7	8	9	AB	R	H	RBI	BB	SO	LOB	BOTTOM									
David Eckstein, R (1, 6) OBP: 0.353, SLG: 0.354	K	G6-3		1B	2B			1B		5	1	3	1	0	1	2										
9 Chone Figgins, S (1, 5) OBP: 0.368, SLG: 0.462	L6			1B	2B			G5-4-3		5	0	3	3	0	0	1										
16 Garret Anderson, L (1, 8) OBP: 0.360, SLG: 0.473	2B			G1-3	L3			G4-3		5	0	1	0	0	0	3										
27 Vladimir Guerrero, R (1, 9) OBP: 0.395, SLG: 0.589	IBB			1B	BB			G1-3	HR	3	1	1	0	2	0	0										
Jose Guillen, R (1, 7) OBP: 0.368, SLG: 0.508	F9			1B	2B			K	1B	5	1	2	0	0	1	3										
Darin Erstad, L (1, 3) OBP: 0.347, SLG: 0.411		G6-3 HBP		K	1B			2B	1B	3	2	2	3	0	1	2										
Jeff DaVanon, S (1, 10) OBP: 0.390, SLG: 0.424		K2-3		F8	K			G6-4-3	1B	4	0	1	0	0	2	2										
Bengie Molina, R (1, 2) OBP: 0.319, SLG: 0.436		G6-3		1B	2B			G6-4-3	1B	4	2	2	1	0	0	2										
Adam Kennedy, L (1, 4) OBP: 0.329, SLG: 0.389		S BB		L4	2B			G4-3		3	1	1	0	1	0	1										
Inning Stats	R: 0 E: 0 K: 1 S: 12	H: 1 LOB: 2 BB: 1 P: 22	R: 0 E: 0 K: 1 S: 12	H: 0 LOB: 2 BB: 1 P: 21	R: 0 E: 0 K: 1 S: 15	H: 2 LOB: 2 BB: 1 P: 24	R: 1 E: 0 K: 0 S: 19	H: 3 LOB: 0 BB: 0 P: 28	R: 5 E: 0 K: 1 S: 22	H: 6 LOB: 1 BB: 0 P: 34	R: 2 E: 0 K: 1 S: 16	H: 3 LOB: 0 BB: 0 P: 21	R: 0 E: 0 K: 0 S: 5	H: 1 LOB: 0 BB: 0 P: 9	R: 0 E: 0 K: 0 S: 9	H: 0 LOB: 0 BB: 0 P: 11	1B: 12 2B: 3 3B: 0 HR: 1	SF: 0 SAC: 0 DP: 2 HBP: 1	WP: 0 PB: 1 SB: 2 CS: 0	PA: 41						
PITCHER	IP	WLS	BF	H	R	ER	SO	BB	IBB	HBP	BLK	WP	HR	S	P	ERA	WHIP									
Derek Lowe, R (1, 1) ERA: 5.67	4.2	L	26	9	4	4	4	2	1	1	0	0	0	10	15	54.00	9.000									
Alan Embree, L (5, 1) ERA: 4.81	0.1		4	3	2	2	0	0	0	0	0	0	0	1	16	21	18.00	3.000								
Curt Leskanic, R (6, 1) ERA: 6.15	1.0		5	3	2	2	1	0	0	0	0	0	0	5	9	0.00	1.000									
Jimmy Anderson, L (7, 1) ERA: 4.73	1.0		3	1	0	0	0	0	0	0	0	0	0	9	11	0.00	0.000									
Ramiro Mendoza, R (8, 1) ERA:	1.0		3	0	0	0	0	0	0	0	0	0	0	9	11	0.00	0.000									

Boston Red Sox @ Anaheim Angels
Angel Stadium of Anaheim, Anaheim, CA
Thu Jul 15 2004, 7:05 PM PDT
Att: 43,623 - Sunny - 80 F

AB 37
R 8
H 16
RBI 8
BB 3
SO 5
LOB 16



Batter	1	2	3	4	5	6	7	8	9	AB	R	H	RBI	BB	SO	LOB	TOP			
18 Johnny Damon, L (1, 8) OBP: 0.394, SLG: 0.477	1-2 K		1-0 F7	1-1 F7		4-0 FC6-4 BB		1-2 G3-1		4	0	0	0	1	1	1				
Bill Mueller, S (1, 5) OBP: 0.350, SLG: 0.433	2-0 G4-3		2-2 G3		2-3 K	1-0 FC6-4			2-3 K	5	0	0	0	0	2	1				
34 David Ortiz, L (1, 10) Manny Ramirez, R (9, FH) Mark Bellhorn, S (9, FR) OBP: 0.434, SLG: 0.674	2-2 G4-3		4-2 FC6-4 BB		0-0 WP 1B		2-3 K	1-2 K 1B		3	0	1	0	1	1	0				
Nomar Garciaparra, R (1, 6) OBP: 0.347, SLG: 0.517		0-0 HR	0-1 FC6-4		1-3 K 1B		2-1 G6-3	3-1 F9		5	1	1	1	0	1	3				
Trot Nixon, L (1, 9) OBP: 0.333, SLG: 0.457	1-1 FC5 1B			0-0 1B	0-0 WP	1-2 1B		4-1 BB	3-2 F7	4	1	3	0	1	0	1				
Jason Varitek, S (1, 2) OBP: 0.383, SLG: 0.440	2-1 FC5 1B		1-2 S 1B	1-2 S	4-2 FC6-4 BB		0-1 L1			3	1	2	1	1	0	1				
Kevin Millar, R (1, 3) Dave McCarty, R (8, 3) OBP: 0.317, SLG: 0.381	3-3 K		0-1 F9	0-1 FC6-4	0-1 FC6-4			0-1 F9		4	0	0	0	0	1	6	AB 37			
Gabe Kapler, R (1, 7) OBP: 0.308, SLG: 0.379	0-0 FC5		3-3 K	1-2 K	0-1 L6			3-2 HR		4	1	1	1	0	1	3	R 4			
Pokey Reese, R (1, 4) OBP: 0.276, SLG: 0.321	2-3 K		1-0 E6 1B	1-0 G1-3				1-3 K		4	0	1	1	0	2	2	H 10			
Inning Stats	R: 0 E: 0 K: 1 S: 9	H: 0 LOB: 0 BB: 0 P: 14	R: 1 E: 0 K: 2 S: 13	H: 3 LOB: 2 BB: 21	R: 0 E: 0 K: 0 S: 8	H: 0 LOB: 1 BB: 1 P: 15	R: 2 E: 1 K: 1 S: 16	H: 3 LOB: 1 BB: 0 P: 22	R: 0 E: 0 K: 0 S: 5	H: 0 LOB: 1 BB: 1 P: 10	R: 0 E: 0 K: 1 S: 8	H: 0 LOB: 1 BB: 1 P: 16	R: 1 E: 0 K: 1 S: 14	H: 1 LOB: 0 BB: 0 P: 19	R: 0 E: 0 K: 1 S: 12	H: 1 LOB: 1 BB: 21	1B: 7 2B: 1 3B: 0 HR: 2	SF: 0 SAC: 0 DP: 0 HBP: 0	WP: 1 PB: 0 SB: 1 CS: 0	PA: 41
PITCHER	IP WLS BF H R ER SO BB IBB HBP BLK WP HR S P ERA WHIP																			
45 Kelvin Escobar, R (1, 1) ERA: 3.98	6.0 L 29 8 3 3 6 3 0 0 0 0 1 1 64 102 4.50 1.833																			
62 Scot Shields, R (7, 1) ERA: 3.12	2.0 8 1 1 1 2 1 0 0 0 0 0 1 22 35 4.50 1.000																			
Brendan Donnelly, R (9, 1) ERA: 3.38	1.0 4 1 0 0 1 0 0 0 0 0 0 0 12 21 0.00 1.000																			

Boston Red Sox @ Anaheim Angels
Angel Stadium of Anaheim, Anaheim, CA

AB 37
R 4
H 10
RBI 4
BB 4
SO 9
LOB 18



Fri Jul 16 2004, 7:05 PM PDT
Att: 43,771 - Sunny - 85 F

Batter	1	2	3	4	5	6	7	8	9	AB	R	H	RBI	BB	SO	LOB	BOTTOM			
David Eckstein, R (1, 6) OBP: 0.355, SLG: 0.356	2-2 16 F8 9 G4-3 1B		1-2 F9		2-3 K		2-1 K 1B			4	0	2	0	0	1	1				
9 Chone Figgins, S (1, 5) OBP: 0.368, SLG: 0.459	2-1 G4-3		3-2 G4-3		3-3 K		0-0 1B		1-3 1B	4	0	1	0	0	1	2				
16 Garret Anderson, L (1, 8) OBP: 0.358, SLG: 0.468	1-1 F8		2-1 27 G4-6-3 1B		3-3 K		2-0 G4-3			4	0	1	0	0	1	3				
27 Vladimir Guerrero, R (1, 9) OBP: 0.391, SLG: 0.582	1-1 F7		2-0 G4-6-3		2-3 K		0-0 F7			4	0	0	0	0	1	2				
Jose Guillen, R (1, 7) OBP: 0.370, SLG: 0.515		2-3 K	0-2 HR		4-1 S 1B BB		1-1 G4-3			3	2	1	1	1	1	0				
Darin Erstad, L (1, 3) OBP: 0.354, SLG: 0.419	4-2 BB		1-0 BB		2-2 1B		1-3 K			3	0	2	1	1	1	0				
Jeff DaVanon, S (1, 10) OBP: 0.388, SLG: 0.417	4-0 G4-6-3 BB		3-3 K		1-1 G6-3		1-2 L7			3	0	0	0	1	1	2	AB 32			
Bengie Molina, R (1, 2) OBP: 0.313, SLG: 0.427	0-1 G4-6-3				0-3 K		1-0 F8		0-1 G6-3	4	0	0	0	0	1	2	R 2			
Adam Kennedy, L (1, 4) OBP: 0.328, SLG: 0.385			3-3 K		4-0 BB		3-2 L4		0-2 P4	3	0	0	0	1	1	0	H 7			
Inning Stats	R: 0 E: 0 K: 0 S: 9	H: 1 LOB: 1 BB: 0 P: 15	R: 0 E: 0 K: 1 S: 9	H: 0 LOB: 2 BB: 19	R: 0 E: 0 K: 1 S: 12	H: 0 LOB: 0 BB: 0 P: 19	R: 1 E: 0 K: 1 S: 10	H: 3 LOB: 1 BB: 0 P: 18	R: 0 E: 0 K: 3 S: 11	H: 0 LOB: 1 BB: 1 P: 20	R: 1 E: 0 K: 2 S: 12	H: 1 LOB: 1 BB: 1 P: 24	R: 0 E: 0 K: 1 S: 6	H: 0 LOB: 0 BB: 0 P: 8	R: 0 E: 0 K: 0 S: 8	H: 0 LOB: 0 BB: 0 P: 9	1B: 5 2B: 1 3B: 0 HR: 1	SF: 0 SAC: 0 DP: 2 HBP: 0	WP: 0 PB: 0 SB: 1 CS: 0	PA: 36
PITCHER	IP WLS BF H R ER SO BB IBB HBP BLK WP HR S P ERA WHIP																			
Pedro Martinez, R (1, 1) ERA: 3.64	6.0 W 25 5 2 2 8 4 0 0 0 0 0 0 63 115 3.00 1.500																			
Curt Leskanic, R (7, 1) ERA: 6.0	0.2 H 3 1 0 0 0 0 0 0 0 0 0 0 6 12 0.00 1.500																			
Alan Embree, L (7, 1) ERA: 4.76	0.1 H 2 1 0 0 0 0 0 0 0 0 0 0 2 4 0.00 3.000																			
50 Mike Timlin, R (8, 1) ERA: 3.5	1.0 H 3 0 0 0 0 1 0 0 0 0 0 0 6 8 0.00 0.000																			
Keith Foulke, R (9, 1) ERA: 1.5	1.0 S 3 0 0 0 0 0 0 0 0 0 0 0 8 9 0.00 0.000																			

Boston Red Sox @ Anaheim Angels
Angel Stadium of Anaheim, Anaheim, CA

AB 32
R 2
H 7
RBI 2
BB 4
SO 9
LOB 12



Fri Jul 16 2004, 7:05 PM PDT
Att: 43,771 - Sunny - 85 F


Batter	1	2	3	4	5	6	7	8	9	AB	R	H	RBI	BB	SO	LOB	TOP										
18 Johnny Damon, L (1, 8) OBP: 0.396, SLG: 0.494	F8	F8			HR			HR		4	2	2	2	0	0	3	Boston Red Sox @ Anaheim Angels Angel Stadium of Anaheim, Anaheim, CA Sat Jul 17 2004, 7:05 PM PDT Att: 43,746 - Sunny - 83 F										
Mark Bellhorn, S (1, 5) OBP: 0.388, SLG: 0.438	34 BB		F7		34 BB G3-6			K		2	0	0	0	2	1	0											
34 David Ortiz, L (1, 10) OBP: 0.358, SLG: 0.601	G4-6-3		K		G3-6 1-2			HR		3	1	1	1	1	1	1											
Nomar Garciaparra, R (1, 6) OBP: 0.344, SLG: 0.504	G4-6-3 1-2		P4			F7		HR		3	0	0	0	1	0	2											
Trot Nixon, L (1, 9) OBP: 0.329, SLG: 0.446		G4-3		FC5-4 1B		F8		P6		4	0	1	0	0	0	1											
Kevin Millar, R (1, 3) OBP: 0.352, SLG: 0.389	L4			F9		F8		L7		4	0	0	0	0	0	2											
Gabe Kapler, R (1, 7) OBP: 0.306, SLG: 0.376				FC5-4 1B 1-2			K		K	4	0	1	0	0	2	1											
Doug Mirabelli, R (1, 2) OBP: 0.361, SLG: 0.640				F8			G6-3		K	3	0	0	0	1	1	1											
Pokey Reese, R (1, 4) OBP: 0.275, SLG: 0.317					F9		B5-3		K	3	0	0	0	1	1	0											
Inning Stats	R: 0 E: 0 K: 0 S: 8	H: 0 LOB: 1 BB: 2 P: 19	R: 0 E: 0 K: 0 S: 14	H: 1 LOB: 3 BB: 2 P: 29	R: 0 E: 0 K: 1 S: 8	H: 0 LOB: 0 BB: 0 P: 8	R: 0 E: 0 K: 0 S: 7	H: 1 LOB: 1 BB: 0 P: 9	R: 1 E: 0 K: 0 S: 11	H: 1 LOB: 0 BB: 1 P: 20	R: 0 E: 0 K: 0 S: 6	H: 0 LOB: 0 BB: 0 P: 7	R: 0 E: 0 K: 1 S: 8	H: 0 LOB: 0 BB: 0 P: 10	R: 2 E: 0 K: 1 S: 11	H: 2 LOB: 1 BB: 1 P: 21	R: 0 E: 0 K: 3 S: 10	H: 0 LOB: 0 BB: 0 P: 10	1B: 2 2B: 0 3B: 0 HR: 3	SF: 0 SAC: 0 DP: 2 HBP: 0	WP: 0 PB: 0 SB: 0 CS: 0	PA: 36					
PITCHER	IP	WLS	BF	H	R	ER	SO	BB	IBB	HBP	BLK	WP	HR	S	P	ERA	WHIP										
40 Bartolo Colon, R (1, 1) ERA: 6.12	6.0	W	24	3	1	1	1	5	0	0	0	0	1	54	92	1.50	1.333										
Brendan Donnelly, R (7, 1) ERA: 3.09	1.0		3	0	0	0	1	0	0	0	0	0	0	8	10	0.00	0.000										
Ramon Ortiz, R (8, 1) ERA: 4.33	1.0		6	2	2	2	1	1	0	0	0	0	2	11	21	18.00	3.000										
Francisco Rodriguez, R (9, 1) ERA: 1.31	1.0		3	0	0	0	3	0	0	0	0	0	0	10	10	0.00	0.000										

Batter	1	2	3	4	5	6	7	8	9	AB	R	H	RBI	BB	SO	LOB	BOTTOM										
David Eckstein, R (1, 6) OBP: 0.356, SLG: 0.356	9 BB 1B	G6-3		G6-3		SH5-4				3	1	1	0	1	0	0	Boston Red Sox @ Anaheim Angels Angel Stadium of Anaheim, Anaheim, CA Sat Jul 17 2004, 7:05 PM PDT Att: 43,746 - Sunny - 83 F										
9 Chone Figgins, S (1, 5) OBP: 0.370, SLG: 0.460	1B			16 S 1B		16 WP 1B		K		4	2	2	0	1	2	2											
16 Garret Anderson, L (1, 8) OBP: 0.359, SLG: 0.466	K		G4-3	F8		27 FC5-4 1B				5	0	2	2	0	1	3											
27 Vladimir Guerrero, R (1, 9) OBP: 0.388, SLG: 0.585	K			HR		P4		L3		5	1	1	1	0	1	4											
Jose Guillen, R (1, 7) OBP: 0.370, SLG: 0.512	1B 1B BB		G2		K		K	G5-3		4	1	1	0	1	1	0											
Darin Erstad, L (1, 3) OBP: 0.381, SLG: 0.425	1B			1B		G3-1				4	0	3	2	0	0	2											
Tim Salmon, R (1, 10) OBP: 0.288, SLG: 0.322	FC6-4 1B			P4		K		G5-6-3		4	0	1	1	0	1	2											
José Molina, R (1, 2) OBP: 0.268, SLG: 0.366	FC6-4 1-2			L1-6		SH5-4 16 WP 1B		G5-3		4	1	1	0	0	0	2											
Adam Kennedy, L (1, 4) OBP: 0.333, SLG: 0.396		K			HR	16 WP 1B SH5-4 HBP				2	2	1	1	1	1	0											
Inning Stats	R: 3 E: 0 K: 2 S: 20	H: 4 LOB: 2 BB: 1 P: 29	R: 0 E: 0 K: 2 S: 10	H: 0 LOB: 0 BB: 0 P: 15	R: 1 E: 0 K: 0 S: 14	H: 2 LOB: 1 BB: 0 P: 18	R: 1 E: 0 K: 0 S: 14	H: 2 LOB: 1 BB: 0 P: 16	R: 0 E: 0 K: 2 S: 10	H: 1 LOB: 1 BB: 0 P: 19	R: 3 E: 0 K: 0 S: 16	H: 3 LOB: 2 BB: 1 P: 32	R: 0 E: 0 K: 1 S: 8	H: 0 LOB: 2 BB: 2 P: 20	R: 0 E: 0 K: 0 S: 4	H: 1 LOB: 0 BB: 0 P: 4	1B: 11 2B: 1 3B: 0 HR: 2	SF: 0 SAC: 1 DP: 1 HBP: 1	WP: 1 PB: 0 SB: 1 CS: 0	PA: 41							
PITCHER	IP	WLS	BF	H	R	ER	SO	BB	IBB	HBP	BLK	WP	HR	S	P	ERA	WHIP										
49 Tim Wakefield, R (1, 1) ERA: 4.43	4.0	L	21	8	5	5	4	1	0	0	0	0	0	15	32	20.25	2.250										
Joe Nelson, R (5, 1) ERA: 11.97	1.1		8	2	3	3	2	1	0	1	0	0	0	15	32	20.25	2.250										
Jimmy Anderson, L (6, 1) ERA: 4.3	1.1		8	2	0	0	0	2	0	0	0	1	0	16	34	0.00	3.000										
Ramiro Mendoza, R (7, 1) ERA:	1.1		4	1	0	0	1	0	0	0	0	0	0	7	9	0.00	0.750										

Batter	1	2	3	4	5	6	7	8	9	AB	R	H	RBI	BB	SO	LOB	TOP					
18 Johnny Damon, L (1, 8) OBP: 0.396, SLG: 0.494	K2-3		FC3-6			34 HR BB	34 1B 2B	F8		4	2	1	0	1	1	2						
Mark Bellhorn, S (1, 4) OBP: 0.386, SLG: 0.434 Pokey Reese, R (9, 4) OBP: 0.275, SLG: 0.317	K		G4-3			34 HR 1B	P5		G3	5	1	1	0	0	1	2						
34 David Ortiz, L (1, 10) OBP: 0.361, SLG: 0.615	3B			G3		1-H 2-H HR	3B 1B		K	5	2	3	4	0	1	0						
Nomar Garciaparra, R (1, 6) OBP: 0.353, SLG: 0.520	K			L3		G3 1B	HBP		1B	4	0	2	1	0	1	1						
Trot Nixon, L (1, 9) OBP: 0.322, SLG: 0.430		G1-3		G4-3		1 SAFE	FC5 G3		F8	5	0	1	0	0	1	2						
Jason Varitek, S (1, 2) OBP: 0.379, SLG: 0.434	K				K		G3		G4-3	4	0	0	0	0	2	3						
Bill Mueller, S (1, 5) OBP: 0.348, SLG: 0.426	K				G1-3		IBB		F8	3	0	0	0	1	1	0						
Dave McCarty, R (1, 3) OBP: 0.315, SLG: 0.376					K		FC5		K	4	0	1	0	0	2	3						
Gabe Kapler, R (1, 7) OBP: 0.311, SLG: 0.399					F8		F8		HR	4	1	2	1	0	0	1						
Inning Stats	R: 0 E: 0 K: 3 S: 12	H: 1 LOB: 1 BB: 0 P: 15	R: 0 E: 0 K: 2 S: 11	H: 0 LOB: 0 BB: 0 P: 15	R: 0 E: 0 K: 0 S: 10	H: 1 LOB: 1 BB: 0 P: 18	R: 0 E: 0 K: 0 S: 7	H: 0 LOB: 0 BB: 0 P: 8	R: 0 E: 0 K: 2 S: 7	H: 0 LOB: 0 BB: 0 P: 11	R: 3 E: 0 K: 0 S: 10	H: 3 LOB: 3 BB: 2 P: 25	R: 3 E: 0 K: 1 S: 16	H: 4 LOB: 1 BB: 0 P: 25	R: 0 E: 0 K: 1 S: 8	H: 1 LOB: 1 BB: 0 P: 13	R: 0 E: 0 K: 1 S: 9	H: 1 LOB: 1 BB: 0 P: 15	1B: 6 2B: 1 3B: 2 HR: 2	SF: 0 SAC: 0 DP: 0 HBP: 1	WP: 0 PB: 0 SB: 0 CS: 0	PA: 41
PITCHER	IP	WLS	BF	H	R	ER	SO	BB	IBB	HBP	BLK	WP	HR	S	P	ERA	WHIP					
41 John Lackey, R (1, 1) ERA: 4.91	6.0	L	28	7	5	5	7	1	1	1	0	0	2	61	100	7.50	1.333					
62 Scott Shields, R (7, 1) ERA: 3.16	2.0		9	3	1	1	2	0	0	0	0	0	0	20	30	4.50	1.500					
Troy Percival, R (9, 1) ERA: 4.18	1.0		4	1	0	0	1	0	0	0	0	0	0	9	15	0.00	1.000					

Boston Red Sox @ Anaheim Angels
Angel Stadium of Anaheim, Anaheim, CA
 Sun Jul 18 2004, 1:05 PM PDT
 Att: 43,613 - Sunny - 90 F


AB	38
R	6
H	11
RBI	6
BB	2
SO	10
LOB	14



Batter	1	2	3	4	5	6	7	8	9	AB	R	H	RBI	BB	SO	LOB	BOTTOM					
David Eckstein, R (1, 6) OBP: 0.355, SLG: 0.358	G5-3		P5			F8		F9		4	0	1	0	0	0	2						
9 Chone Figgins, S (1, 5) OBP: 0.368, SLG: 0.457	F9		G4-3			F8			16 1B 27 SF8	4	1	1	0	0	0	2						
16 Garret Anderson, L (1, 10) OBP: 0.357, SLG: 0.462	K			P4		G3-1			FC5-4 1B	4	0	1	0	0	1	1						
27 Vladimir Guerrero, R (1, 9) OBP: 0.384, SLG: 0.581		P3		K2-3					SF8	3	0	0	1	0	2	0						
Darin Erstad, L (1, 3) OBP: 0.355, SLG: 0.417	G4-3			G6-3					FC5-4 FC4-6	4	0	0	0	0	1	1						
Jeff DaVanon, S (1, 8) OBP: 0.380, SLG: 0.408	F8				P6				FC4-6	4	0	0	0	0	1	1						
Tim Salmon, R (1, 7) OBP: 0.281, SLG: 0.314 39 Robb Quinlan, R (9, 7) OBP: 0.333, SLG: 0.338					K				K	3	0	0	0	0	2	0						
Bengie Molina, R (1, 2) OBP: 0.318, SLG: 0.444					L7				HBP	2	1	1	1	0	0	0						
Adam Kennedy, L (1, 4) OBP: 0.333, SLG: 0.395					P6				F8	3	0	1	0	0	0	1						
Inning Stats	R: 0 E: 0 K: 1 S: 11	H: 0 LOB: 0 BB: 0 P: 14	R: 0 E: 0 K: 0 S: 7	H: 0 LOB: 0 BB: 0 P: 10	R: 1 E: 0 K: 0 S: 11	H: 2 LOB: 1 BB: 0 P: 18	R: 0 E: 0 K: 1 S: 14	H: 0 LOB: 0 BB: 0 P: 20	R: 0 E: 0 K: 1 S: 7	H: 0 LOB: 0 BB: 0 P: 11	R: 0 E: 0 K: 0 S: 8	H: 1 LOB: 1 BB: 0 P: 11	R: 0 E: 0 K: 3 S: 12	H: 0 LOB: 0 BB: 0 P: 18	R: 0 E: 0 K: 1 S: 8	H: 0 LOB: 1 BB: 0 P: 11	R: 1 E: 0 K: 0 S: 13	H: 2 LOB: 1 BB: 0 P: 20	1B: 3 2B: 1 3B: 0 HR: 1	SF: 1 SAC: 0 DP: 0 HBP: 1	WP: 0 PB: 0 SB: 1 CS: 0	PA: 33
PITCHER	IP	WLS	BF	H	R	ER	SO	BB	IBB	HBP	BLK	WP	HR	S	P	ERA	WHIP					
38 Curt Schilling, R (1, 1) ERA: 3.04	8.0	W	28	3	1	1	7	0	0	1	0	0	0	78	113	1.12	0.375					
50 Mike Timlin, R (9, 1) ERA: 3.61	1.0		5	2	1	1	0	0	0	0	0	0	0	13	20	9.00	2.000					

Boston Red Sox @ Anaheim Angels
Angel Stadium of Anaheim, Anaheim, CA
 Sun Jul 18 2004, 1:05 PM PDT
 Att: 43,613 - Sunny - 90 F

AB	31
R	2
H	5
RBI	2
BB	0
SO	7
LOB	8



Batter	1	2	3	4	5	6	7	8	9	10	AB	R	H	RBI	BB	SO	LOB	TOP				
Matt Lawton, L OBP: 0.376, SLG: 0.473 (1, 7)	0-0 48 HR 1B	2-2 G3		1-3 K		0-3 K			1-0 41 BB SF8 1B	2-2 E6 48 HR BB	6	3	2	0	0	2	3					
Omar Vizquel, S OBP: 0.363, SLG: 0.387 (1, 6)	0-1 F9		1-1 F7		0-1 41 F9 48 1B 1B		1-3 K		0-0 SH1-3	4-2 48 HR BB	4	1	1	0	1	1	1					
48 Travis Hafner, L OBP: 0.424, SLG: 0.573 (1, 10)	1-2 HR		4-2 41 FC4-6 BB		1-1 G6-4-3 1B		2-2 G3-1		4-2 SF8 41 BB BB	3-2 1H 2-H HR	4	2	3	5	2	0	0					
41 Victor Martinez, S OBP: 0.375, SLG: 0.548 (1, 2)	3-2 BLK 1B		2-2 FC4-6 HR		3-0 F9		1-0 1B		4-1 BB BB	0-0 F9	5	1	2	0	1	0	3					
Casey Blake, R OBP: 0.300, SLG: 0.474 (1, 5)	2-2 P3		0-1 HR		2-0 G6-4-3		1-0 F7		1-2 SF8		4	1	1	3	0	0	4					
Ben Broussard, L OBP: 0.350, SLG: 0.394 (1, 3)	4-0 BB		4-1 CS BB		0-0 P6		0-1 F8		4-1 BB		2	0	0	0	3	0	0					
Ronnie Belliard, R OBP: 0.374, SLG: 0.423 (1, 4)	0-1 F7		1-2 CS		0-0 F7 FC4-2 2B		1-0 F8		3-2 F9		5	0	3	0	0	0	5					
Jody Gerut, L OBP: 0.339, SLG: 0.417 (1, 9)		2-1 F9		1-1 F7		1-0 F8		1-1 F7		1-2 G4-3	5	0	0	0	0	0	3					
Coco Crisp, S OBP: 0.307, SLG: 0.398 (1, 8)		1-0 P4		2-0 FC4-2		4-1 BB		2-1 G4-3		2-1 P5	4	0	0	0	1	0	2					
Inning Stats	R: 2 E: 0 K: 0 S: 16	H: 3 LOB: 2 BB: 1 P: 26	R: 0 E: 0 K: 0 S: 8	H: 0 LOB: 0 BB: 0 P: 13	R: 2 E: 0 K: 0 S: 13	H: 1 LOB: 0 BB: 2 P: 25	R: 0 E: 0 K: 1 S: 7	H: 2 LOB: 1 BB: 0 P: 12	R: 0 E: 1 K: 0 S: 8	H: 1 LOB: 2 BB: 1 P: 14	R: 0 E: 0 K: 1 S: 12	H: 1 LOB: 1 BB: 0 P: 17	R: 0 E: 0 K: 0 S: 7	H: 1 LOB: 1 BB: 0 P: 10	R: 1 E: 0 K: 0 S: 14	H: 1 LOB: 3 BB: 3 P: 31	R: 3 E: 1 K: 0 S: 14	H: 1 LOB: 0 BB: 1 P: 26	1B: 8 2B: 1 3B: 0 HR: 3	SF: 1 SAC: 1 DP: 1 HBP: 0	WP: 0 PB: 0 SB: 1 CS: 1	PA: 50
PITCHER	IP WLS BF H R ER SO BB IBB HBP BLK WP HR S P ERA WHIP																					
Aaron Sele, R ERA: 4.5 (1, 1)	4.1	22	7	4	4	1	3	0	0	1	0	0	0	0	2	49	84	8.31	2.308			
Ramon Ortiz, R ERA: 4.09 (5, 1)	3.2	14	3	0	0	2	1	0	0	0	0	0	0	0	28	44	0.00	1.091				
Brendan Donnelly, R ERA: 3.55 (9, 1)	1.0	7	1	1	1	0	3	0	0	0	0	0	0	0	14	31	9.00	4.000				
Troy Perovoi, R ERA: 4.01 (10, 1)	1.0	6	1	3	0	0	1	0	0	0	0	0	1	14	26	0.00	2.000					

Cleveland Indians @ Anaheim Angels
Angel Stadium of Anaheim, Anaheim, CA
Mon Jul 19 2004, 7:05 PM PDT
Att. 42,986 - Sunny - 86 F

AB 39
R 8
H 12
RBI 8
BB 8
SO 3
LOB 21



Batter	1	2	3	4	5	6	7	8	9	10	AB	R	H	RBI	BB	SO	LOB	BOTTOM				
David Eckstein, R OBP: 0.356, SLG: 0.357 (1, 6)	1-2 F8		1-0 HBP		0-1 G5-3		0-0 FC5		2-2 9 2B 27 1B 1B		4	1	1	0	0	0	2					
9 Chone Figgins, S OBP: 0.369, SLG: 0.457 (1, 5)	3-2 F8		1-1 F8			2-1 F9		4-2 16 1B 27 G6-4-3 BB	0-0 16 FC1 2B		4	1	1	1	1	0	1					
16 Garret Anderson, L OBP: 0.353, SLG: 0.455 (1, 8)	1-3 K		2-3 K		2-3 K		2-3 K		0-0 27 G6-4-3 1B	1-3 FC1 27 1B 2B	5	0	1	0	0	3	2					
27 Vladimir Guerrero, R OBP: 0.397, SLG: 0.562 (1, 9)		3-2 S HBP		1-0 S G4-3 2B		2-2 F7		0-1 G6-4-3	0-1 1-2 3-H 1B		4	1	2	1	0	0	1					
Darin Erstad, L OBP: 0.356, SLG: 0.415 (1, 3)		3-3 K		2-2 G4-3		4-1 FC3-6 BB		2-0 1B	2-1 F7		4	0	1	1	1	1	3					
Jeff DaVanon, S OBP: 0.381, SLG: 0.408 (1, 7)		2-1 P6		1-0 S 1B		0-0 FC3-6 1B		1-2 1B		2-1 G6-3	5	1	2	0	0	0	2					
Tim Salmon, R OBP: 0.279, SLG: 0.310 (1, 10)		0-0 P5		2-2 F8		2-2 FC5 1B		1-0 G4-3		1-2 F8	5	0	1	0	0	0	4					
Bengie Molina, R OBP: 0.318, SLG: 0.442 (1, 2)			1-0 G6-3		0-3 K		0-0 FC5 1B		2-2 1B 9 2B S HBP		3	0	1	1	0	1	0					
Josh Paul, R OBP: 0.259, SLG: 0.174 (7, PR)											0	0	0	0	0	0	0					
39 Robb Quinlan, R OBP: 0.342, SLG: 0.338 (8, 2)											0	1	0	0	0	0	0					
José Molina, R OBP: 0.266, SLG: 0.363 (10, 2)											1	0	0	0	0	0	0					
Adam Kennedy, L OBP: 0.329, SLG: 0.390 (1, 4)			3-1 G4-3		1-0 F8		1-0 P4		1-0 P6		4	0	0	0	0	0	3					
Inning Stats	R: 0 E: 0 K: 1 S: 9	H: 0 LOB: 0 BB: 0 P: 14	R: 0 E: 0 K: 1 S: 11	H: 0 LOB: 1 BB: 0 P: 19	R: 0 E: 0 K: 0 S: 5	H: 0 LOB: 1 BB: 0 P: 11	R: 1 E: 0 K: 1 S: 12	H: 2 LOB: 1 BB: 0 P: 20	R: 0 E: 0 K: 1 S: 6	H: 0 LOB: 0 BB: 0 P: 7	R: 0 E: 0 K: 1 S: 10	H: 0 LOB: 2 BB: 1 P: 17	R: 1 E: 0 K: 0 S: 10	H: 3 LOB: 2 BB: 1 P: 19	R: 2 E: 0 K: 0 S: 16	H: 3 LOB: 2 BB: 0 P: 25	R: 0 E: 0 K: 0 S: 6	H: 0 LOB: 0 BB: 0 P: 9	1B: 8 2B: 2 3B: 0 HR: 0	SF: 0 SAC: 0 DP: 1 HBP: 3	WP: 0 PB: 0 SB: 5 CS: 0	PA: 44
PITCHER	IP WLS BF H R ER SO BB IBB HBP BLK WP HR S P ERA WHIP																					
Kazuhito Tadano, R ERA: 5.14 (1, 1)	6.1	26	4	2	2	5	1	0	0	0	0	0	0	2	3	101	2.84	0.789				
63 Rafael Betancourt, R ERA: 4.19 (7, 1)	0.2	2	0	0	0	0	0	0	0	0	0	0	0	0	0	2	3	0.00	0.000			
Bob Wickman, R ERA: 4.4 (8, 1)	1.0	6	3	1	1	0	1	0	0	0	0	0	0	10	19	9.00	4.000					
David Riske, R ERA: 4.86 (9, 1)	1.0	W	7	3	2	2	0	0	0	1	0	0	0	16	25	18.00	3.000					
59 Matt Miller, R ERA: 3.96 (10, 1)	1.0	S	3	0	0	0	0	0	0	0	0	0	0	6	9	0.00	0.000					

Cleveland Indians @ Anaheim Angels
Angel Stadium of Anaheim, Anaheim, CA
Mon Jul 19 2004, 7:05 PM PDT
Att. 42,986 - Sunny - 86 F

AB 39
R 5
H 10
RBI 4
BB 2
SO 5
LOB 18



Batter	1	2	3	4	5	6	7	8	9	AB	R	H	RBI	BB	SO	LOB	TOP								
Ronnie Belliard, R (1, 4) OBP: 0.374, SLG: 0.421	2-2 1B	0-2 G1-3		0-1 E5		1-0 F9		4-2 41 HR 1B	0-0 1B	4	1	1	0	0	0	0	Cleveland Indians @ Anaheim Angels Angel Stadium of Anaheim, Anaheim, CA Tue Jul 20 2004, 1:05 PM PDT Att: 40,000 - Sunny - 88 F								
Ben Broussard, L (8, FR) OBP: 0.353, SLG: 0.397	1B								1-2 1B	1	1	1	0	0	0										
Coco Crisp, S (1, 8) OBP: 0.377, SLG: 0.421	2-0 41 1B		2-1 G4-3 48 HR	0-0 F7		2-1 HR		1-2 41 HR 1B	3-3 K	6	4	4	1	0	1	3									
Matt Lawton, L (1, 7) OBP: 0.377, SLG: 0.473	2-1 FC3-6 41 SF8		1-1 G4-3	2-1 1B		1-0 G1-3		0-0 F7		4	1	2	1	0	0	1									
Jody Gerut, L (7, 9) OBP: 0.338, SLG: 0.416	1-2 3-H 1B		2-3 1B	1-2 1B						1	0	0	0	0	0	2									
41 Victor Martinez, S (1, 2) OBP: 0.378, SLG: 0.558	3-2 FC3-6 1B		1-0 G6-3	0-0 L5		0-1 FC4-6 1B		0-0 HR		5	1	3	4	0	0	3									
Casey Blake, R (1, 5) OBP: 0.358, SLG: 0.468	1-2 FC3-6		4-2 48 HR BB		1-1 G4-3	1-2 FC4-6		2-0 F9		4	1	0	0	1	0	4									
48 Travis Hafner, L (1, 10) OBP: 0.428, SLG: 0.609	1-2 SF8		2-2 HR		2-0 HR		2-1 G4-6-3 1B		0-0 HR	4	3	4	6	0	0	0									
Lou Merloni, R (1, 3) OBP: 0.367, SLG: 0.456	1-0 F9		0-2 1B		1-3 K		1-0 G4-6-3		1-0 F8	5	1	1	0	0	1	2									
Mark Little, R (1, 9) OBP: 0.261, SLG: 0.200			1-1 G6-3 1B		2-1 F8		1-1 G4-3		1-0 E5	5	0	2	1	0	0	0									
Omar Vizquel, S (9, 6) OBP: 0.363, SLG: 0.387			2-H 1B						FC6-4	0	0	0	0	0	0	0									
John McDonald, R (1, 6) OBP: 0.242, SLG: 0.276	1-2 G6-3				0-0 F7			2-2 G6-3	1-1 FC6-4 1B	5	1	1	1	0	0	2									
Inning Stats	R: 3 E: 1 K: 0 S: 17	H: 4 LOB: 1 BB: 0 P: 29	R: 0 E: 0 K: 0 S: 9	H: 1 LOB: 0 BB: 0 P: 11	R: 4 E: 0 K: 0 S: 18	H: 4 LOB: 1 BB: 1 P: 28	R: 0 E: 1 K: 0 S: 7	H: 1 LOB: 2 BB: 0 P: 9	R: 1 E: 0 K: 1 S: 10	H: 1 LOB: 0 BB: 0 P: 16	R: 2 E: 0 K: 0 S: 10	H: 3 LOB: 1 BB: 0 P: 15	R: 0 E: 0 K: 0 S: 5	H: 1 LOB: 0 BB: 0 P: 9	R: 3 E: 0 K: 0 S: 12	H: 2 LOB: 1 BB: 0 P: 21	R: 1 E: 1 K: 1 S: 9	H: 2 LOB: 2 BB: 0 P: 15	1B: 11 2B: 2 3B: 0 HR: 6	SF: 1 SAC: 0 DP: 2 HBP: 1	WP: 0 PB: 0 SB: 0 CS: 0	PA: 47			
PITCHER	IP	WLS	BF	H	R	ER	SO	BB	IBB	HBP	BLK	WP	HR	S	P	ERA	WHIP								
Jarod Washburn, L (1, 1) ERA: 4.83	5.1	L	29	13	10	9	1	1	0	0	0	0	4	65	100	15.19	2.625								
62 Scot Shields, R (6, 1) ERA: 3.44	2.2		12	4	3	3	0	0	0	1	0	0	1	23	38	10.12	1.500								
Francisco Rodriguez, R (9, 1) ERA: 1.47	1.0		6	2	1	1	1	0	0	0	0	0	1	9	15	9.00	2.000								

AB 44
R 14
H 19
RBI 14
BB 1
SO 2
LOB 17



Batter	1	2	3	4	5	6	7	8	9	AB	R	H	RBI	BB	SO	LOB	BOTTOM								
David Eckstein, R (1, 6) OBP: 0.358, SLG: 0.359	0-2 9 1B		2-1 G6-3			0-2 F9		3-2 9 1B G6-4-3		4	1	2	0	0	0	0	Cleveland Indians @ Anaheim Angels Angel Stadium of Anaheim, Anaheim, CA Tue Jul 20 2004, 1:05 PM PDT Att: 40,000 - Sunny - 88 F								
9 Chone Figgins, S (1, 5) OBP: 0.370, SLG: 0.458	0-0 27 G6-4-3			1-2 F8		1-2 L6		0-0 G6-4-3		4	0	2	2	0	0	0									
16 Garret Anderson, L (1, 8) OBP: 0.349, SLG: 0.448	1-1 P2			0-0 G5-3		0-2 G4-3		0-2 G6-4-3		3	0	0	0	0	0	2									
José Molina, R (7, 3) OBP: 0.264, SLG: 0.360								1-3 2-H 3-H 1B		1	0	0	0	0	0	1									
27 Vladimir Guerrero, R (1, 10) OBP: 0.383, SLG: 0.576	1-0 G6-4-3			0-0 G5-3				0-3 K		4	0	0	0	0	1	2									
Darin Erstad, L (1, 3) OBP: 0.357, SLG: 0.415			0-1 G1-3			0-1 E 39 1B				2	1	1	0	0	0	0									
Shane Halter, R (7, 5) OBP: 0.250, SLG: 0.358										2	0	0	0	0	2	0									
Jeff DaVanon, S (1, 9) OBP: 0.383, SLG: 0.426		2-3 K			2-1 E6 39 1B				2-2 G6-3	4	1	2	1	0	1	0									
39 Robb Quinlan, R (1, 7) OBP: 0.349, SLG: 0.361			0-2 G5-3			0-0 G6-4-3		0-3 K		4	0	2	1	0	1	0									
Bengie Molina, R (1, 2) OBP: 0.315, SLG: 0.438						1-2 3-H 1B				2	0	0	0	0	0	2									
Josh Paul, R (7, 2) OBP: 0.310, SLG: 0.240			0-2 F9			2-1 G6-4-3		1-1 1B 9 1B	3-1 1B	2	1	2	0	0	0	0									
Adam Kennedy, L (1, 4) OBP: 0.328, SLG: 0.388					1-2 G3			0-0 1B 9 1B	0-2 P6	4	1	1	0	0	1	3									
Inning Stats	R: 0 E: 0 K: 0 S: 9	H: 2 LOB: 1 BB: 0 P: 11	R: 0 E: 0 K: 1 S: 12	H: 0 LOB: 0 BB: 0 P: 14	R: 0 E: 0 K: 1 S: 9	H: 0 LOB: 0 BB: 0 P: 13	R: 0 E: 0 K: 0 S: 5	H: 0 LOB: 0 BB: 0 P: 6	R: 1 E: 1 K: 0 S: 10	H: 3 LOB: 1 BB: 0 P: 15	R: 0 E: 0 K: 0 S: 11	H: 0 LOB: 0 BB: 0 P: 12	R: 1 E: 0 K: 2 S: 8	H: 1 LOB: 0 BB: 0 P: 10	R: 3 E: 0 K: 1 S: 11	H: 4 LOB: 0 BB: 0 P: 16	R: 0 E: 0 K: 1 S: 14	H: 2 LOB: 2 BB: 0 P: 24	1B: 10 2B: 1 3B: 0 HR: 1	SF: 0 SAC: 0 DP: 3 HBP: 0	WP: 0 PB: 0 SB: 0 CS: 0	PA: 36			
PITCHER	IP	WLS	BF	H	R	ER	SO	BB	IBB	HBP	BLK	WP	HR	S	P	ERA	WHIP								
37 Jake Westbrook, R (1, 1) ERA: 3.33	7.0	W	29	10	5	5	4	0	0	0	0	0	0	18	29	6.43	1.429								
Rick White, R (8, 1) ERA: 3.99	2.0		7	2	0	0	2	0	0	0	0	0	0	18	29	0.00	1.000								

AB 36
R 5
H 12
RBI 4
BB 0
SO 6
LOB 10



Batter	1	2	3	4	5	6	7	8	9	AB	R	H	RBI	BB	SO	LOB	TOP					
David Eckstein, R (1, 6) OBP: 0.353, SLG: 0.354	G4-3		G5-3		L4		F9			4	0	0	0	0	0	2						
9 Chone Figgins, S (1, 5) OBP: 0.366, SLG: 0.452	G1-3			F8		P6		G6-3		4	0	0	0	0	0	0						
16 Garret Anderson, L (1, 8) OBP: 0.351, SLG: 0.449	G3			27 2B G5-3 1B		27 G4-3 27 WP 1B		G5-3		4	1	2	0	0	0	0						
27 Vladimir Guerrero, R (1, 9) OBP: 0.382, SLG: 0.575		K		1-0 1B		2-0 G4-3		K		4	0	1	0	0	2	1						
Jose Guillen, R (1, 7) OBP: 0.366, SLG: 0.506		G6-3		2-0 G5-3		2-0 L4			P6	4	0	0	1	0	0	2						
Darin Erstad, L (1, 3) OBP: 0.359, SLG: 0.412		G3-1		3-H 4-1 BB			G1 1B BB		G3	2	1	0	0	2	0	0						
Jeff DaVanon, S (1, 10) OBP: 0.376, SLG: 0.417			F7	G4-3			F8		K	4	0	0	0	0	1	3						
Bengie Molina, R (1, 2) OBP: 0.311, SLG: 0.431			G6-3		F9		G1			3	0	0	0	0	0	1						
Adam Kennedy, L (1, 4) OBP: 0.331, SLG: 0.391					G3		G3			3	0	2	1	0	0	0						
Inning Stats	R: 0 H: 0 E: 0 K: 0 S: 7	H: 0 LOB: 0 BB: 0 P: 12	R: 0 H: 0 E: 0 K: 1 S: 11	H: 0 LOB: 0 BB: 0 P: 17	R: 0 H: 1 E: 0 K: 0 S: 8	H: 1 LOB: 1 BB: 0 P: 9	R: 1 H: 2 E: 0 K: 0 S: 10	H: 2 LOB: 2 BB: 1 P: 21	R: 0 H: 0 E: 0 K: 0 S: 4	H: 0 LOB: 0 BB: 0 P: 7	R: 0 H: 1 E: 0 K: 0 S: 6	H: 1 LOB: 1 BB: 0 P: 12	R: 1 H: 1 E: 0 K: 0 S: 11	H: 1 LOB: 1 BB: 1 P: 17	R: 0 H: 0 E: 0 K: 1 S: 7	H: 0 LOB: 0 BB: 0 P: 11	R: 0 H: 0 E: 0 K: 1 S: 9	H: 0 LOB: 0 BB: 0 P: 14	1B: 4 2B: 1 3B: 0 HR: 0	SF: 0 SAC: 0 DP: 0 HBP: 0	WP: 1 PB: 0 SB: 0 CS: 0	PA: 34
PITCHER	IP	WLS	BF	H	R	ER	SO	BB	IBB	HBP	BLK	WP	HR	S	P	ERA	WHIP					
Ryan Drese, R (1, 1) ERA: 3.58	7.0		28	5	2	2	1	2	0	0	0	1	0	57	95	2.57	1.000					
32 Ron Mahay, L (8, 1) ERA: 2.84	0.2	H	2	0	0	0	0	0	0	0	0	0	0	4	8	0.00	0.000					
Carlos Almanzar, R (8, 1) ERA: 0.42	0.1	H	1	0	0	0	1	0	0	0	0	0	0	3	3	0.00	0.000					
Francisco Cordero, R (9, 1) ERA: 1.91	1.0	S	3	0	0	0	1	0	0	0	0	0	0	9	14	0.00	0.000					

Anaheim Angels @ Texas Rangers
The Ballpark at Arlington, Arlington, TX
Wed Jul 21 2004, 7:05 PM EDT
Att: 37,210 - Sunny - 91 F

AB 32
R 2
H 5
RBI 2
BB 2
SO 3
LOB 9



Batter	1	2	3	4	5	6	7	8	9	AB	R	H	RBI	BB	SO	LOB	BOTTOM					
10 Michael Young, R (1, 6) OBP: 0.375, SLG: 0.501	K		G4-3		9 WP 1B					4	0	2	1	0	1	1						
9 Hank Blalock, L (1, 5) OBP: 0.388, SLG: 0.567	K		1B		4-1 1-2 BB		3-H 2B		K	3	0	1	1	1	2	1						
Alfonso Soriano, R (1, 4) OBP: 0.337, SLG: 0.491	HR		1B		2-1 G1-3			G6-3		4	1	2	1	0	0	2						
23 Mark Teixeira, S (1, 3) OBP: 0.373, SLG: 0.586	G6-3		K		4-2 G3-6-1 BB			K		3	0	0	0	1	2	2						
Brad Fullmer, L (1, 10) OBP: 0.312, SLG: 0.452		K		G3-1		1-1 F7		G4-3		4	0	0	0	0	1	1						
Laynce Nix, L (1, 8) OBP: 0.345, SLG: 0.579		K		G4-3		1-2 G3-6-1				3	0	0	0	0	1	1						
Gary Matthews, S (1, 9) OBP: 0.352, SLG: 0.497		K		L9			4-0 G1-3 10 2B BB			2	1	0	0	1	1	0						
Rod Barajas, R (1, 2) OBP: 0.286, SLG: 0.527			10 G4-3 9 1B 2B		0-2 F9			K		3	1	1	0	0	1	1						
David Dellucci, L (1, 7) OBP: 0.336, SLG: 0.452			1-3 K		2-2 P3			G1-3		1	0	0	0	0	1	1						
Kevin Mench, R (5, 7) OBP: 0.309, SLG: 0.509									1-3	2	0	0	0	0	0	1						
Inning Stats	R: 1 H: 1 E: 0 K: 2 S: 14	H: 1 LOB: 0 BB: 0 P: 23	R: 0 H: 0 E: 0 K: 3 S: 12	H: 0 LOB: 0 BB: 0 P: 16	R: 1 H: 3 E: 0 K: 2 S: 12	H: 3 LOB: 2 BB: 0 P: 16	R: 0 H: 0 E: 0 K: 0 S: 7	H: 0 LOB: 0 BB: 0 P: 10	R: 0 H: 1 E: 0 K: 0 S: 10	H: 1 LOB: 2 BB: 1 P: 18	R: 0 H: 0 E: 0 K: 0 S: 8	H: 0 LOB: 0 BB: 1 P: 14	R: 1 H: 1 E: 0 K: 2 S: 10	H: 1 LOB: 1 BB: 1 P: 15	R: 0 H: 0 E: 0 K: 1 S: 8	H: 0 LOB: 0 BB: 0 P: 13	R: 0 H: 0 E: 0 K: 1 S: 9	H: 0 LOB: 0 BB: 0 P: 14	1B: 3 2B: 2 3B: 0 HR: 1	SF: 0 SAC: 0 DP: 1 HBP: 0	WP: 1 PB: 0 SB: 1 CS: 0	PA: 32
PITCHER	IP	WLS	BF	H	R	ER	SO	BB	IBB	HBP	BLK	WP	HR	S	P	ERA	WHIP					
45 Kelvim Escobar, R (1, 1) ERA: 3.95	6.2	L	27	5	3	3	8	3	0	0	0	0	0	69	107	4.05	1.200					
Francisco Rodriguez, R (7, 1) ERA: 1.43	1.1		5	1	0	0	2	0	0	0	0	0	0	12	18	0.00	0.750					

Anaheim Angels @ Texas Rangers
The Ballpark at Arlington, Arlington, TX
Wed Jul 21 2004, 7:05 PM EDT
Att: 37,210 - Sunny - 91 F

AB 29
R 3
H 6
RBI 3
BB 3
SO 10
LOB 11



Batter	1	2	3	4	5	6	7	8	9	AB	R	H	RBI	BB	SO	LOB	TOP								
David Eckstein, R (1, 6) OBP: 0.354, SLG: 0.355	0-3 K	0-1 F7				1-2 HR	0-1 F8		3-1 BB	5	1	2	1	0	1	3									
9 Chone Figgins, S (1, 8) OBP: 0.373, SLG: 0.465	3-1 CS		0-2 HR			2-1 L7		2-1 BB	4-1 BB	4	2	3	1	1	0	2									
27 Vladimir Guerrero, R (1, 9) Jeff DaVanon, S (7, PR) OBP: 0.379, SLG: 0.413	0-2 2B		1-0 F8			0-1 F4		0-1 F4		3	1	1	0	0	0	2									
Jose Guillen, R (1, 7) OBP: 0.372, SLG: 0.524	0-0 2B		3-2 F8			2-1 HR		2-2 F8		5	1	3	5	0	0	3									
Darin Erstad, L (1, 3) OBP: 0.349, SLG: 0.397	3-2 HBP		1-1 F9			1-0 F8		1-2 G4-6-3		4	0	0	0	0	0	1									
39 Robb Quinlan, R (1, 5) OBP: 0.366, SLG: 0.390	3-2 G4-3					0-0 F9		0-1 BB		5	0	1	0	0	1	3									
Bengie Molina, R (1, 2) OBP: 0.303, SLG: 0.420		3-1 L8				2-2 F7		0-2 F9		5	0	0	0	0	0	1									
Tim Salmon, R (1, 10) OBP: 0.297, SLG: 0.323		2-2 1B				1-0 G6-3		4-2 BB		3	1	2	0	1	0	0									
Adam Kennedy, L (1, 4) OBP: 0.334, SLG: 0.390		2-0 F7				2-2 HR		3-1 G3		3	1	1	0	1	0	3									
Inning Stats	R: 1 E: 0 K: 1 S: 17	H: 3 LOB: 2 BB: 0 P: 26	R: 0 E: 0 K: 0 S: 10	H: 1 LOB: 1 BB: 0 P: 17	R: 1 E: 0 K: 0 S: 10	H: 1 LOB: 0 BB: 0 P: 15	R: 0 E: 0 K: 0 S: 5	H: 0 LOB: 0 BB: 0 P: 8	R: 3 E: 0 K: 0 S: 16	H: 3 LOB: 0 BB: 0 P: 24	R: 0 E: 0 K: 0 S: 11	H: 1 LOB: 2 BB: 1 P: 18	R: 2 E: 0 K: 1 S: 14	H: 2 LOB: 1 BB: 0 P: 21	R: 1 E: 0 K: 0 S: 14	H: 2 LOB: 2 BB: 2 P: 28	R: 0 E: 0 K: 0 S: 7	H: 0 LOB: 0 BB: 0 P: 7	1B: 8 2B: 3 3B: 0 HR: 2	SF: 0 SAC: 0 DP: 1 HBP: 2	WP: 0 PB: 0 SB: 0 CS: 1	PA: 43			
PITCHER	IP WLS BF H R ER SO BB IBB HBP BLK WP HR S P ERA WHIP	6.0 L 28 9 5 5 1 1 0 1 0 0 2 69 108 7.50 1.667	3.0 15 4 3 3 1 2 0 1 0 0 0 35 56 9.00 2.000																						

Anaheim Angels @ Seattle Mariners
 Safeco Field, Seattle, WA
 Fri Jul 23, 2004, 7:05 PM PDT
 Att: 38,181 - Sunny - 93 F

AB	38
R	8
H	13
RBI	7
BB	3
SO	2
LOB	21



Batter	1	2	3	4	5	6	7	8	9	AB	R	H	RBI	BB	SO	LOB	BOTTOM								
51 Ichiro Suzuki, L (1, 9) OBP: 0.377, SLG: 0.404	1-0 G4-3		0-1 FC6-4			1-2 F7		2-3 K	0-0 F8	5	1	1	0	0	1	2									
Randy Winn, S (1, 8) OBP: 0.354, SLG: 0.441	3-1 G4-3		1-1 G4-6-3			0-2 G3-1		4-0 BB		3	0	1	0	1	0	1									
Bret Boone, R (1, 4) OBP: 0.304, SLG: 0.417	1-1 SF8		1-2 G4-6-3			3-2 2B		2-1 G6-3		3	1	1	1	0	0	3									
Raul Ibanez, L (1, 7) OBP: 0.316, SLG: 0.478	3-1 K					0-0 1B		1-1 F8		4	0	1	0	0	1	1									
Edgar Martinez, R (1, 10) OBP: 0.341, SLG: 0.380		1-0 G3-1				0-3 K		0-2 WP		4	0	2	1	0	2	1									
Scott Spiezio, S (1, 3) OBP: 0.289, SLG: 0.364	2-0 G3-1					0-0 1B		4-2 WP		3	0	1	0	1	0	1									
Jolbert Cabrera, R (1, 6) OBP: 0.327, SLG: 0.419		2-3 K2-3				2-2 G6-4-3		4-1 G4-6-3		3	0	1	0	1	1	1									
Dan Wilson, R (1, 2) OBP: 0.301, SLG: 0.329		3-2 G1-3				0-0 G6-4-3		2-0 G4-6-3		2	0	0	0	0	0	4									
Dave Hansen, L (6, PH) Miguel Olivo, R (7, 2) OBP: 0.326, SLG: 0.512						1-2 2-3		1-2 2-3		1	0	0	0	0	0	3									
Miguel Olivo, R (7, 2) OBP: 0.326, SLG: 0.512						1-2 2-3		1-2 2-3		1	0	0	0	0	1	0									
Justin Leone, R (1, 5) OBP: 0.286, SLG: 0.421			0-1 FC6-4			0-3 K2-3		3-1 G5-3		3	0	1	0	0	1	0									
Inning Stats	R: 1 E: 0 K: 1 S: 8	H: 1 LOB: 0 BB: 0 P: 14	R: 0 E: 0 K: 1 S: 8	H: 1 LOB: 0 BB: 0 P: 16	R: 0 E: 0 K: 0 S: 9	H: 2 LOB: 1 BB: 0 P: 11	R: 0 E: 0 K: 1 S: 10	H: 3 LOB: 2 BB: 0 P: 12	R: 0 E: 0 K: 0 S: 12	H: 0 LOB: 0 BB: 2 P: 13	R: 1 E: 0 K: 0 S: 12	H: 2 LOB: 2 BB: 2 P: 26	R: 0 E: 0 K: 1 S: 7	H: 0 LOB: 1 BB: 1 P: 18	R: 0 E: 0 K: 1 S: 7	H: 0 LOB: 0 BB: 0 P: 11	R: 0 E: 0 K: 1 S: 6	H: 0 LOB: 1 BB: 0 P: 9	1B: 7 2B: 2 3B: 0 HR: 0	SF: 1 SAC: 0 DP: 3 HBP: 1	WP: 1 PB: 0 SB: 1 CS: 0	PA: 37			
PITCHER	IP WLS BF H R ER SO BB IBB HBP BLK WP HR S P ERA WHIP	5.1 W 25 5 0 2 2 1 0 0 0 1 0 15 32 0.00 0.375	2.2 H 8 0 0 0 2 1 0 0 0 0 0 6 9 0.00 0.000																						

Anaheim Angels @ Seattle Mariners
 Safeco Field, Seattle, WA
 Fri Jul 23, 2004, 7:05 PM PDT
 Att: 38,181 - Sunny - 93 F

AB	32
R	2
H	9
RBI	2
BB	3
SO	7
LOB	17



Batter	1	2	3	4	5	6	7	8	9	AB	R	H	RBI	BB	SO	LOB	TOP																	
David Eckstein, R (1, 6) OBP: 0.354, SLG: 0.354	1-1 F7		2-1 F7		1-0 1B	1-2 L8	1-1 G5-3		2-1 1B	6	0	2	0	0	0	3																		
9 Chone Figgins, S (1, 8) OBP: 0.372, SLG: 0.462	1-1 P4		0-3 K		0-0 F8		4-1 F9 G4-3 BB	3-1 SH1-3	1-2 K	5	2	1	0	1	2	4																		
Tim Salmon, R (1, 9) OBP: 0.302, SLG: 0.328 Alfredo Amezaga, S (7, 5) OBP: 0.211, SLG: 0.169	0-2 1B		2-3 K		3-1 1B		1-1 G4-3	0-0 SH1-3	0-3 K	4	0	2	0	0	1	1																		
Jose Guillen, R (1, 7) OBP: 0.370, SLG: 0.520	0-0 1B			2-2 K	0-0 G5-3		0-1 F9	3-2 G4-3		5	0	1	0	0	1	4																		
39 Robb Quinlan, R (1, 5) OBP: 0.388, SLG: 0.453	0-1 F8			4-2 E SF8 BB		0-0 HR	0-0 HR	2-0 1B		4	3	3	3	1	0	2																		
Darin Erstad, L (1, 3) OBP: 0.347, SLG: 0.406		0-2 G1-3		2-2 SF8		0-1 E5 HBP	1-2 HR	1-1 G6-3		4	1	1	3	0	0	1																		
Bengie Molina, R (1, 2) OBP: 0.310, SLG: 0.424		0-1 F9		2-2 1B		0-1 F8	0-0 HR		2-2 1B	5	1	3	0	0	0	1																		
Josh Paul, R (1, 10) OBP: 0.353, SLG: 0.357		4-2 BB		0-0 G1-3		1-3 K	2-0 HR		4-0 1B	3	1	1	2	2	1	2																		
Adam Kennedy, L (1, 4) OBP: 0.332, SLG: 0.385		0-2 G4-3		2-3 K		1-0 1B	2-2 E4		0-1 F7	4	0	0	0	0	1	3																		
Inning Stats	R: 0 E: 0 K: 0 S: 10	H: 2 LOB: 2 BB: 0 P: 12	R: 0 E: 0 K: 0 S: 15	H: 0 LOB: 1 BB: 1 P: 19	R: 0 E: 0 K: 2 S: 8	H: 0 LOB: 0 BB: 0 P: 12	R: 1 E: 1 K: 1 S: 15	H: 1 LOB: 1 BB: 1 P: 25	R: 0 E: 0 K: 1 S: 8	H: 2 LOB: 2 BB: 0 P: 14	R: 1 E: 1 K: 1 S: 12	H: 1 LOB: 2 BB: 0 P: 14	R: 5 E: 1 K: 0 S: 16	H: 4 LOB: 1 BB: 1 P: 27	R: 1 E: 0 K: 0 S: 9	H: 2 LOB: 1 BB: 0 P: 18	R: 0 E: 0 K: 2 S: 14	H: 2 LOB: 3 BB: 1 P: 23	1B: 10 2B: 1 3B: 0 HR: 3	SF: 1 SAC: 1 DP: 0 HBP: 1	WP: 0 PB: 0 SB: 0 CS: 0	PA: 48												
PITCHER	IP WLS BF H R ER SO BB IBB HBP BLK WP HR S P ERA WHIP																																	
Ron Villone, L (1, 1) ERA: 3.0	5.2	27	6	2	1	5	2	0	1	0	0	0	1	65	92	1.59	1.412																	
40 Julio Mateo, R (6, 1) ERA: 4.96	1.0	L 5	1	2	2	0	1	0	0	0	0	0	0	9	15	18.00	2.000																	
Mike Myers, L (7, 1) ERA: 5.18	0.0	4	3	3	3	0	0	0	0	0	0	0	2	8	13	∞	∞																	
Shigetoshi Hasegawa, R (7, 1) ERA: 5.56	1.1	6	2	1	1	0	0	0	0	0	0	0	0	11	21	6.75	1.500																	
20 J.J. Putz, R (9, 1) ERA: 5.06	1.0	6	2	0	0	2	1	0	0	0	0	0	0	14	23	0.00	3.000																	

Anaheim Angels @ Seattle Mariners
Safeco Field, Seattle, WA
Sat Jul 24 2004, 7:05 PM PDT
Att: 44,514 - Sunny - 92 F

AB 41
R 8
H 14
RBI 8
BB 4
SO 7
LOB 24



Batter	1	2	3	4	5	6	7	8	9	AB	R	H	RBI	BB	SO	LOB	BOTTOM																	
51 Ichiro Suzuki, L (1, 9) OBP: 0.379, SLG: 0.406	1-0 G4-3 WP G6-3 1B		3-2 F7		0-0 3B 1B		1-1 1B	1-2 FC4-6		5	2	3	0	0	0	2																		
Randy Winn, S (1, 8) OBP: 0.357, SLG: 0.447	2-1 G4-3		4-1 S BB BB		3-1 1B		0-1 S		2-1 F7	4	1	2	2	1	0	1																		
Bret Boone, R (1, 4) OBP: 0.300, SLG: 0.411	2-1 G6-3		3-2 P2		1-0 G2-3		0-3 K		1-3 K	5	0	0	1	0	2	4																		
Raul Ibanez, L (1, 7) OBP: 0.322, SLG: 0.477	3-2 1B		4-1 S		1-1 G6-3		4-2 1B		1-2 F7	3	0	1	0	2	0	1																		
Bucky Jacobsen, R (1, 10) OBP: 0.400, SLG: 0.571	3-2 F7		3-2 F7		2-2 L7		2-3 K			4	0	0	0	0	1	5																		
Scott Spiezio, S (1, 3) OBP: 0.288, SLG: 0.363		3-2 G5-3		3-2 G3		0-1 F7		2-0 BB		4	0	1	0	0	0	0																		
Miguel Olivo, R (1, 2) OBP: 0.324, SLG: 0.506		2-1 L7		3-2 CS 1B		3-2 F8		3-1 P4		4	0	1	0	0	0	1																		
Justin Leone, R (1, 5) OBP: 0.326, SLG: 0.425		4-2 BB		1-1 G5-3			0-1 51 1B	4-2 51 FC4-6 BB		2	1	1	0	2	0	1																		
16 Willie Bloomquist, R (1, 6) OBP: 0.289, SLG: 0.300 Dave Hansen, L (8, PH) OBP: 0.454, SLG: 0.397 Jolbert Cabrera, R (9, 6) OBP: 0.327, SLG: 0.419		1-1 P2		1-1 F9			1-3 K	2-3 K		3	0	0	0	0	1	2																		
Inning Stats	R: 1 E: 0 K: 0 S: 13	H: 2 LOB: 1 BB: 0 P: 24	R: 0 E: 0 K: 0 S: 10	H: 0 LOB: 1 BB: 1 P: 20	R: 1 E: 0 K: 0 S: 13	H: 0 LOB: 1 BB: 2 P: 29	R: 0 E: 0 K: 0 S: 9	H: 1 LOB: 0 BB: 0 P: 16	R: 1 E: 0 K: 0 S: 10	H: 2 LOB: 1 BB: 0 P: 14	R: 0 E: 0 K: 0 S: 11	H: 0 LOB: 0 BB: 0 P: 16	R: 1 E: 0 K: 3 S: 17	H: 3 LOB: 3 BB: 1 P: 25	R: 0 E: 0 K: 1 S: 13	H: 1 LOB: 2 BB: 1 P: 25	R: 0 E: 0 K: 1 S: 8	H: 0 LOB: 0 BB: 0 P: 12	1B: 8 2B: 0 3B: 1 HR: 0	SF: 0 SAC: 0 DP: 0 HBP: 0	WP: 1 PB: 0 SB: 3 CS: 1	PA: 40												
PITCHER	IP WLS BF H R ER SO BB IBB HBP BLK WP HR S P ERA WHIP																																	
Aaron Sele, R (1, 1) ERA: 4.36	6.0	W 25	5	3	2	0	3	0	0	0	0	0	0	14	20	13.50	6.000																	
Brendan Donnelly, R (7, 1) ERA: 3.77	0.2	6	3	1	1	2	1	0	0	0	0	0	0	16	30	0.00	1.500																	
Francisco Rodriguez, R (7, 1) ERA: 1.96	1.1	H 6	1	0	0	2	1	0	0	0	0	0	0	8	12	0.00	0.000																	
Troy Percival, R (9, 1) ERA: 3.86	1.0	3	0	0	0	1	0	0	0	0	0	0	0	8	12	0.00	0.000																	

Anaheim Angels @ Seattle Mariners
Safeco Field, Seattle, WA
Sat Jul 24 2004, 7:05 PM PDT
Att: 44,514 - Sunny - 92 F

AB 35
R 4
H 9
RBI 3
BB 5
SO 5
LOB 19



Batter	1	2	3	4	5	6	7	8	9	AB	R	H	RBI	BB	SO	LOB	TOP					
David Eckstein, R (1, 6) OBP: 0.352, SLG: 0.356	F7		F8			2B		FC5-2-5		4	0	1	0	0	0	1						
9 Chone Figgins, S (1, 8) OBP: 0.368, SLG: 0.456	K			B2-3		P4		L3		4	0	0	0	0	1	2						
16 Garret Anderson, L (1, 10) OBP: 0.352, SLG: 0.448 Bengie Molina, R (4, PH) OBP: 0.311, SLG: 0.438	F8			K		F9			HR	1	0	0	0	0	0	0						
Jose Guillen, R (1, 7) OBP: 0.369, SLG: 0.525		K2-3		HR		K			L3	4	1	1	1	0	2	1						
Darin Erstad, L (1, 3) OBP: 0.342, SLG: 0.400	G3			F8				G1-3		4	0	0	0	0	0	0						
39 Robb Quinlan, R (1, 5) OBP: 0.392, SLG: 0.449						F7		P3		3	0	1	0	1	0	0						
Tim Salmon, R (1, 9) OBP: 0.307, SLG: 0.328								K		3	0	1	0	1	1	1						
Jose Molina, R (1, 2) OBP: 0.268, SLG: 0.366			F8							4	0	1	0	0	2	3						
Adam Kennedy, L (1, 4) OBP: 0.330, SLG: 0.382			G4-3			K2-3		G3		3	0	0	0	0	1	2						
Inning Stats	R: 0 H: 0 E: 0 K: 1 S: 7	H: 0 LOB: 0 BB: 0 P: 11	R: 0 H: 1 E: 0 K: 1 S: 12	LOB: 1 BB: 0 P: 18	R: 0 H: 0 E: 0 K: 0 S: 6	H: 0 LOB: 0 BB: 0 P: 10	R: 1 H: 1 E: 0 K: 1 S: 11	H: 1 LOB: 0 BB: 0 P: 17	R: 0 H: 1 E: 0 K: 2 S: 9	H: 1 LOB: 1 BB: 0 P: 12	R: 0 H: 1 E: 0 K: 1 S: 11	H: 0 LOB: 0 BB: 0 P: 14	R: 0 H: 0 E: 0 K: 1 S: 11	H: 0 LOB: 0 BB: 0 P: 14	R: 0 H: 1 E: 0 K: 0 S: 12	H: 1 LOB: 1 BB: 0 P: 18	R: 1 H: 1 E: 0 K: 1 S: 16	H: 1 LOB: 2 BB: 2 P: 26	1B: 2 2B: 2 3B: 0 HR: 2	SF: 0 SAC: 0 DP: 0 HBP: 0	WP: 0 PB: 0 CS: 0	PA: 35
PITCHER	IP	WLS	BF	H	R	ER	SO	BB	IBB	HBP	BLK	WP	HR	S	P	ERA	WHIP					
Joel Pineiro, R (1, 1) ERA: 4.67	8.0	W	29	5	1	1	7	0	0	0	0	0	1	77	114	1.12	0.625					
Eddie Guardado, L (9, 1) ERA: 2.03	1.0		6	1	1	1	1	2	0	0	0	0	1	16	26	9.00	3.000					

Anaheim Angels @ Seattle Mariners
Safeco Field, Seattle, WA
Sun Jul 25 2004, 1:05 PM PDT
Att: 45,099 - Unknown - 67 F

AB 33
R 2
H 6
RBI 2
BB 2
SO 8
LOB 11



Batter	1	2	3	4	5	6	7	8	9	AB	R	H	RBI	BB	SO	LOB	BOTTOM					
51 Ichiro Suzuki, L (1, 9) OBP: 0.378, SLG: 0.405	G1-3		F7			G6-3		WP G3-1 1B		4	1	1	1	0	0	1						
Randy Winn, S (1, 8) OBP: 0.356, SLG: 0.445	G4-3		L4-6			BB 1B		K		4	0	1	0	0	1	2						
Bret Boone, R (1, 4) OBP: 0.302, SLG: 0.409	F9			L4		SAFE SAFE BB		WP G3-1 BB		2	1	0	0	2	0	0						
Raul Ibanez, L (1, 7) OBP: 0.321, SLG: 0.473		G5-3 HR 1B		K		K		G3-1		4	1	1	1	0	2	3						
Bucky Jacobsen, R (1, 10) OBP: 0.410, SLG: 0.645		G5-3		G4-3				G3-1		3	1	1	1	1	0	1						
Dave Hansen, L (1, 3) OBP: 0.417, SLG: 0.429		HR			G6-3		HR	G4-3		4	1	1	2	0	0	1						
Jolbert Cabrera, R (1, 6) OBP: 0.327, SLG: 0.418		CS 1B		F7		F7		P5		3	0	1	0	0	0	0						
Scott Spiezio, S (1, 5) OBP: 0.285, SLG: 0.359		F7			F9			P2		3	0	0	0	0	0	1						
Miguel Olivo, R (1, 2) OBP: 0.330, SLG: 0.526			L4-6 2B			F8		51 1B 3B		3	1	2	0	0	0	0						
Inning Stats	R: 0 H: 0 E: 0 K: 0 S: 5	H: 3 LOB: 0 BB: 0 P: 7	R: 2 H: 3 E: 0 K: 0 S: 16	H: 3 LOB: 0 BB: 0 P: 25	R: 0 H: 1 E: 0 K: 0 S: 6	H: 1 LOB: 0 BB: 0 P: 8	R: 0 H: 0 E: 0 K: 1 S: 7	H: 0 LOB: 0 BB: 0 P: 8	R: 0 H: 1 E: 0 K: 1 S: 12	H: 1 LOB: 2 BB: 1 P: 21	R: 1 H: 1 E: 0 K: 0 S: 11	H: 1 LOB: 0 BB: 0 P: 16	R: 3 H: 2 E: 0 K: 1 S: 22	H: 2 LOB: 1 BB: 2 P: 38	1B: 4 2B: 2 3B: 1 HR: 2	SF: 0 SAC: 0 DP: 1 HBP: 0	WP: 4 PB: 0 CS: 1	PA: 33				
PITCHER	IP	WLS	BF	H	R	ER	SO	BB	IBB	HBP	BLK	WP	HR	S	P	ERA	WHIP					
Ramon Ortiz, R (1, 1) ERA: 4.07	7.0	L	26	6	3	3	2	1	0	0	0	0	2	64	96	3.86	1.000					
Kevin Gregg, R (8, 1) ERA: 3.72	1.0		7	2	3	3	1	2	0	0	0	3	0	22	38	27.00	4.000					

Anaheim Angels @ Seattle Mariners
Safeco Field, Seattle, WA
Sun Jul 25 2004, 1:05 PM PDT
Att: 45,099 - Unknown - 67 F

AB 30
R 6
H 8
RBI 5
BB 3
SO 3
LOB 9



Batter	1	2	3	4	5	6	7	8	9	AB	R	H	RBI	BB	SO	LOB	TOP								
10 Michael Young, R (1.6) OBP: 0.369, SLG: 0.500	1-0 HR		3-3 K	0-0 F9		2-3 K			2-1 L4	5	1	1	1	0	2	1									
9 Hank Blalock, L (1.5) OBP: 0.361, SLG: 0.547	2-3 K		4-2 BB		0-0 G4-3		2-3 K		2-3 K	4	0	0	0	1	3	0									
Alfonso Soriano, R (1.4) OBP: 0.327, SLG: 0.472	1-1 1B		0-0 F9		2-3 K		0-0 G6-3		0-3 K	5	0	1	0	0	2	1									
23 Mark Teixeira, S (1.3) OBP: 0.367, SLG: 0.574	0-1 F8		1-2 G1-6-3		2-1 HR		1-3 K			4	1	1	0	0	1	2									
David Dellucci, L (1.7) OBP: 0.347, SLG: 0.456	1-1 F8			1-0 L7		4-1 HR		3-1 G3-1 1B		3	1	1	0	1	0	1									
Gary Matthews, S (1.9) OBP: 0.359, SLG: 0.519		0-2 P5		0-0 2B		2-2 HR		2-2 G3-1		4	2	2	3	0	0	1									
Brian Jordan, R (1.10) OBP: 0.242, SLG: 0.193		1-0 2B		4-2 2B		1-0 F7		1-2 G5-3		3	1	1	0	1	0	1									
Laynce Nix, L (1.8) OBP: 0.333, SLG: 0.551		2-1 F9		0-0 2B			1-3 K		4-0 IBB	3	0	1	2	1	1	1									
15 Gerald Laird, R (1.2) OBP: 0.349, SLG: 0.326		1-1 G6-3		1-3 K			0-1 G5-3		0-3 K	4	0	0	0	0	2	4									
Inning Stats	R: 1 E: 0 K: 1 S: 10	H: 2 LOB: 1 BB: 0 P: 15	R: 0 E: 0 K: 0 S: 8	H: 1 LOB: 1 BB: 0 P: 12	R: 0 E: 0 K: 1 S: 9	H: 0 LOB: 1 BB: 1 P: 17	R: 2 E: 0 K: 1 S: 11	H: 2 LOB: 1 BB: 1 P: 17	R: 3 E: 0 K: 2 S: 12	H: 2 LOB: 0 BB: 0 P: 23	R: 0 E: 0 K: 2 S: 9	H: 0 LOB: 0 BB: 0 P: 12	R: 0 E: 0 K: 2 S: 7	H: 0 LOB: 0 BB: 0 P: 10	R: 0 E: 0 K: 1 S: 13	H: 1 LOB: 2 BB: 0 P: 23	R: 0 E: 0 K: 2 S: 8	H: 0 LOB: 0 BB: 0 P: 12	1B: 2 2B: 4 3B: 0 HR: 2	SF: 0 SAC: 0 DP: 0 HBP: 0	WP: 0 PB: 0 SB: 1 CS: 0	PA: 39			
PITCHER	IP	WLS	BF	H	R	ER	SO	BB	IBB	HBP	BLK	WP	HR	S	P	ERA	WHIP								
45 Kelvim Escobar, R (1.1) ERA: 4.15	7.1	L	33	8	6	6	8	3	0	0	0	0	2	72	117	7.36	1.500								
Matt Hensley, R (8.1) ERA: 3.69	1.2		6	0	0	0	3	0	1	0	0	0	0	15	24	0.00	0.000								

Texas Rangers @ Anaheim Angels
Angel Stadium of Anaheim, Anaheim, CA
Mon Jul 26 2004, 7:05 PM PDT
Att: 42,040 - Sunny - 79 F

AB 35
R 6
H 8
RBI 6
BB 4
SO 11
LOB 12



Batter	1	2	3	4	5	6	7	8	9	AB	R	H	RBI	BB	SO	LOB	BOTTOM								
David Eckstein, R (1.6) OBP: 0.356, SLG: 0.363	1-1 G6-3		0-1 F9 9 PB 1B		0-2 FC1-4 1B		0-2 G3 2B		2-2 P3	5	0	3	0	0	0	0									
9 Chone Figgins, S (1.8) OBP: 0.363, SLG: 0.450	2-2 G4-3		1-1 P2		0-2 FC1-4 1B		1-0 G3		2-3 K	5	1	0	0	0	1	3									
Tim Salmon, R (1.10) OBP: 0.310, SLG: 0.338	0-1 G5-3		3-2 F9		2-1 1B		1-0 L6		1-1 2B	5	0	2	0	0	0	2									
Jose Guillen, R (1.9) OBP: 0.367, SLG: 0.521		3-1 G1-3		2-0 P4		0-0 1B		1-3 K		2-2 F7	5	0	1	1	0	1	3								
Darin Erstad, L (1.3) OBP: 0.344, SLG: 0.402		2-1 FC6-4 1B		1-1 G4-3		3-2 G4-3		1-1 1B		4	0	2	0	0	0	2									
39 Robb Quinlan, R (1.5) OBP: 0.396, SLG: 0.452		0-1 FC6-4 1B		1-0 FC6-4 1B		0-2 G1-3 1B		1-2 P6		4	0	2	0	0	0	2									
Bengie Molina, R (1.2) OBP: 0.314, SLG: 0.439		0-0 1B		1-0 F7		2-0 F9		0-2 1B		4	0	2	0	0	0	2									
Josh Paul, R (1.7) OBP: 0.351, SLG: 0.355		1-0 1B		2-0 FC6-4		1-1 G1-3		1-3 K		3	0	1	0	0	0	2									
16 Garret Anderson, L (8. PH) OBP: 0.351, SLG: 0.446		1-2 2-3 1B		1-2 1B		1-2 K		2-2 F9		1	0	0	0	0	1	2									
Alfredo Amezaga, S (9.5) OBP: 0.211, SLG: 0.169		1-2 2-3 1B		1-2 1B		1-2 K		2-2 F9		0	0	0	0	0	0	0									
Adam Kennedy, L (1.4) OBP: 0.326, SLG: 0.377		1-2 F7			2-3 K		1-3 K		2-2 F9	4	0	0	0	0	2	6									
Inning Stats	R: 0 E: 0 K: 0 S: 8	H: 3 LOB: 3 BB: 0 P: 19	R: 0 E: 0 K: 0 S: 8	H: 1 LOB: 1 BB: 0 P: 14	R: 0 E: 0 K: 0 S: 5	H: 1 LOB: 1 BB: 0 P: 10	R: 1 E: 0 K: 1 S: 15	H: 3 LOB: 2 BB: 0 P: 22	R: 0 E: 0 K: 1 S: 9	H: 1 LOB: 1 BB: 0 P: 13	R: 0 E: 0 K: 1 S: 8	H: 1 LOB: 1 BB: 0 P: 11	R: 0 E: 0 K: 1 S: 17	H: 2 LOB: 2 BB: 0 P: 22	R: 0 E: 0 K: 1 S: 12	H: 1 LOB: 1 BB: 0 P: 19	1B: 11 2B: 2 3B: 0 HR: 0	SF: 0 SAC: 0 DP: 0 HBP: 0	WP: 0 PB: 1 SB: 0 CS: 0	PA: 40					
PITCHER	IP	WLS	BF	H	R	ER	SO	BB	IBB	HBP	BLK	WP	HR	S	P	ERA	WHIP								
Ryan Drese, R (1.1) ERA: 3.47	6.2	W	30	10	1	1	2	0	0	0	0	0	0	20	26	0.00	1.500								
50 Frank Francisco, R (7.1) ERA: 4.13	1.1		6	2	0	0	2	0	0	0	0	0	0	7	11	0.00	0.000								
Jeff Nelson, R (9.1) ERA: 6.14	0.2		2	0	0	0	1	0	0	0	0	0	0	5	8	0.00	3.000								
Francisco Cordero, R (9.1) ERA: 1.9	0.1		2	1	0	0	0	0	0	0	0	0	0	5	8	0.00	3.000								

Texas Rangers @ Anaheim Angels
Angel Stadium of Anaheim, Anaheim, CA
Mon Jul 26 2004, 7:05 PM PDT
Att: 42,040 - Sunny - 79 F

AB 40
R 1
H 13
RBI 1
BB 0
SO 5
LOB 24



Batter	1	2	3	4	5	6	7	8	9	AB	R	H	RBI	BB	SO	LOB	TOP	
10 Michael Young, R (1.6) OBP: 0.367, SLG: 0.495	G1-3			1B		L6			G6-3	4	0	1	0	0	0	0	Texas Rangers @ Anaheim Angels Angel Stadium of Anaheim, Anaheim, CA Wed Jul 28 2004, 7:05 PM PDT Att: 41,133 - Sunny - 75 F livebaseballscorecards.com	
9 Hank Blalock, L (1.5) OBP: 0.359, SLG: 0.539	G3			F8		G3-1			BB	3	0	0	0	1	0			
Alfonso Soriano, R (1.4) OBP: 0.324, SLG: 0.464	G5-3			K		F9			K	4	0	0	0	0	2			
23 Mark Teixeira, S (1.3) OBP: 0.362, SLG: 0.563		L4							G4-3	4	0	1	0	0	0	1		
Laynce Nix, L (1.8) OBP: 0.323, SLG: 0.533		K							G4-3	3	0	0	0	0	2			
Gary Matthews, S (1.9) OBP: 0.353, SLG: 0.512		G4-3							F8	3	0	1	0	0	0			
Brian Jordan, R (1.10) OBP: 0.232, SLG: 0.183									G6-3	3	0	0	0	0	0			
David Dellucci, L (1.7) OBP: 0.342, SLG: 0.449									G4-3	3	0	0	0	0	2			
15 Gerald Laird, R (1.2) OBP: 0.339, SLG: 0.316									L7	3	0	0	0	0	2			
Inning Stats	R: 0 H: 0 E: 0 K: 0 S: 7	H: 0 LOB: 0 BB: 0 P: 10	R: 0 H: 0 E: 0 K: 1 S: 9	H: 0 LOB: 0 BB: 0 P: 10	R: 0 H: 0 E: 0 K: 2 S: 8	H: 2 LOB: 2 BB: 0 P: 13	R: 0 H: 2 E: 0 K: 2 S: 12	H: 1 LOB: 1 BB: 0 P: 23	R: 0 H: 0 E: 0 K: 0 S: 6	H: 0 LOB: 0 BB: 0 P: 7	R: 0 H: 0 E: 0 K: 0 S: 6	H: 0 LOB: 0 BB: 0 P: 7	R: 0 H: 0 E: 0 K: 1 S: 8	H: 0 LOB: 1 BB: 1 P: 17	1B: 2 2B: 1 3B: 0 HR: 0	SF: 0 SAC: 0 DP: 0 HBP: 0	WP: 1 PB: 0 SB: 0 CS: 0	PA: 31
PITCHER	IP WLS BF H R ER SO BB IBB HBP BLK WP HR S P ERA WHIP																	
41 John Lackey, R (1.1) ERA: 4.52	8.1 W 29 3 0 0 7 1 0 0 0 1 0 74 105 0.00 0.480																	
Troy Percival, R (9.1) ERA: 3.62	0.2 S 2 0 0 0 1 0 0 0 0 0 0 4 9 0.00 0.000																	

Batter	1	2	3	4	5	6	7	8	9	AB	R	H	RBI	BB	SO	LOB	BOTTOM			
David Eckstein, R (1.6) OBP: 0.354, SLG: 0.360	P3	P4								4	1	1	0	0	0	2	Texas Rangers @ Anaheim Angels Angel Stadium of Anaheim, Anaheim, CA Wed Jul 28 2004, 7:05 PM PDT Att: 41,133 - Sunny - 75 F livebaseballscorecards.com			
9 Chone Figgins, S (1.8) OBP: 0.363, SLG: 0.446										4	0	2	0	0	0	0				
16 Garret Anderson, L (1.10) OBP: 0.353, SLG: 0.447										4	0	2	1	0	0	2				
27 Vladimir Guerrero, R (1.9) OBP: 0.386, SLG: 0.574										4	0	1	0	0	0	3				
Jose Guillen, R (1.7) OBP: 0.369, SLG: 0.520										3	0	0	0	1	1	3				
Darin Erstad, L (1.3) OBP: 0.349, SLG: 0.404										4	1	3	0	0	0	0				
39 Robb Quinlan, R (1.5) ERA: 4.2										3	0	1	0	0	0	1				
Alfredo Amezaga, S (7.5) OBP: 0.208, SLG: 0.167										0	0	0	0	0	0	0				
Tim Salmon, R (8.7) OBP: 0.307, SLG: 0.333										1	0	0	0	0	1	3				
Curtis Pride, L (9.8)										0	0	0	0	0	0	0				
Bengie Molina, R (1.2) OBP: 0.308, SLG: 0.431										4	0	0	0	0	0	5				
Adam Kennedy, L (1.4) OBP: 0.324, SLG: 0.374										2	0	0	0	0	0	0				
Inning Stats	R: 0 H: 1 E: 0 K: 0 S: 11	H: 2 LOB: 2 BB: 0 P: 15	R: 1 H: 1 E: 1 K: 0 S: 9	H: 2 LOB: 2 BB: 0 P: 15	R: 0 H: 1 E: 0 K: 1 S: 10	H: 1 LOB: 1 BB: 0 P: 14	R: 0 H: 1 E: 0 K: 0 S: 5	H: 1 LOB: 0 BB: 0 P: 5	R: 1 H: 3 E: 0 K: 0 S: 15	H: 3 LOB: 2 BB: 0 P: 28	R: 0 H: 0 E: 0 K: 0 S: 7	H: 0 LOB: 0 BB: 0 P: 12	R: 0 H: 0 E: 0 K: 0 S: 7	H: 0 LOB: 0 BB: 0 P: 10	R: 0 H: 2 E: 0 K: 1 S: 17	H: 2 LOB: 3 BB: 1 P: 28	1B: 8 2B: 2 3B: 0 HR: 0	SF: 0 SAC: 1 DP: 1 HBP: 0	WP: 0 PB: 0 SB: 0 CS: 0	PA: 35
PITCHER	IP WLS BF H R ER SO BB IBB HBP BLK WP HR S P ERA WHIP																			
Kenny Rogers, L (1.1)	7.0 L 30 9 2 1 1 1 0 0 0 0 0 66 105 1.29 1.286																			
Jeff Nelson, R (8.1) ERA: 5.02	0.1 2 0 0 0 0 1 0 0 0 0 0 5 11 0.00 3.000																			
Brian Shouse, L (8.1) ERA: 3.27	0.0 1 1 0 0 0 0 0 0 0 0 0 3 5 * * *																			
Francisco Cordero, R (8.1) ERA: 1.87	0.2 2 0 0 0 0 1 0 0 0 0 0 7 9 0.00 0.000																			

Batter	1	2	3	4	5	6	7	8	9	10	11	12	13	AB	R	H	RBI	BB	SO	LOB	TOP						
51 Ichiro Suzuki, L OBP: 0.390, SLG: 0.417														7	2	5	0	0	0	0							
Randy Winn, S OBP: 0.265, SLG: 0.438														7	1	3	0	0	1	2							
Bret Boone, R OBP: 0.314, SLG: 0.413														7	1	3	2	0	2	4							
Raul Ibanez, L OBP: 0.315, SLG: 0.455														7	0	2	0	0	1	5							
Bucky Jacobsen, R OBP: 0.377, SLG: 0.391														6	0	1	0	0	4	4							
Scott Spiezio, S OBP: 0.286, SLG: 0.358														5	0	2	0	1	0	1							
Jolbert Cabrera, R OBP: 0.330, SLG: 0.417														3	1	1	2	1	0	3							
Ramon Santiago, S OBP: 0.269, SLG: 0.182														1	0	0	0	0	1	0							
Edgar Martinez, R OBP: 0.343, SLG: 0.381														1	0	0	0	0	1	0							
1B Willie Bloomquist, R OBP: 0.276, SLG: 0.313														0	0	0	0	0	0	0							
Justin Leone, R OBP: 0.281, SLG: 0.500														6	1	1	2	0	0	2							
Miguel Olivo, R OBP: 0.323, SLG: 0.506														6	0	0	0	0	5	0							
Inning Stats	R: 3 E: 0 K: 1 S: 27	H: 4 LOB: 2 BB: 1 P: 36	R: 0 E: 0 K: 1 S: 9	H: 2 LOB: 0 BB: 0 P: 11	R: 2 E: 0 K: 0 S: 14	H: 1 LOB: 0 BB: 1 P: 27	R: 0 E: 0 K: 1 S: 5	H: 0 LOB: 0 BB: 0 P: 7	R: 0 E: 0 K: 0 S: 5	H: 2 LOB: 1 BB: 0 P: 12	R: 0 E: 0 K: 2 S: 13	H: 2 LOB: 2 BB: 0 P: 18	R: 0 E: 0 K: 1 S: 10	H: 1 LOB: 1 BB: 0 P: 18	R: 0 E: 0 K: 2 S: 9	H: 0 LOB: 0 BB: 0 P: 12	R: 0 E: 0 K: 1 S: 11	H: 1 LOB: 1 BB: 0 P: 16	R: 0 E: 0 K: 1 S: 6	H: 0 LOB: 0 BB: 0 P: 10	R: 1 E: 0 K: 2 S: 15	H: 2 LOB: 1 BB: 0 P: 18	1B: 13 2B: 4 3B: 0 HR: 1	SF: 0 SAC: 0 DP: 1 HBP: 0	W/P: 0 PB: 0 SB: 0 CS: 0	PA: 58	
PITCHER	IP 5.0	WLS 25	BF 9	H 5	R 5	ER 5	SO 3	BB 2	IBB 0	HBP 0	BLK 0	WP 0	HR 1	S 64	P 93	ERA 9.00	WHIP 2.200										
Aaron Sele, R ERA: 4.88	(1, 1)	5.0	25	9	5	5	3	2	0	0	0	0	1	64	93	9.00	2.200										
62 Scott Shields, R ERA: 3.17	(6, 1)	3.0	14	5	0	0	4	0	0	0	0	0	0	32	50	0.00	1.667										
Brendan Donnelly, R ERA: 3.52	(9, 1)	1.0	4	1	0	0	2	0	0	0	0	0	0	9	12	0.00	1.000										
Francisco Rodriguez, R ERA: 1.32	(10, 1)	2.0	7	1	0	0	2	0	0	0	0	0	0	21	28	0.00	0.500										
Kevin Gregg, R ERA: 3.75	(12, 1)	2.0	L	8	2	1	3	0	0	0	0	0	0	21	28	4.50	1.000										

Seattle Mariners @ Anaheim Angels
Angel Stadium of Anaheim, Anaheim, CA
Thu Jul 29 2004, 7:05 PM PDT
Att. 43,033 - Sunny - 74 F

AB 56
R 6
H 18
RBI 6
BB 2
SO 14
LOB 22



Batter	1	2	3	4	5	6	7	8	9	10	11	12	13	AB	R	H	RBI	BB	SO	LOB	BOTTOM									
David Eckstein, R OBP: 0.350, SLG: 0.360														6	0	2	0	1	0	3										
9 Chone Figgins, S OBP: 0.350, SLG: 0.439														6	0	0	0	1	2	4										
16 Garret Anderson, L OBP: 0.353, SLG: 0.441														5	0	1	0	1	2	2										
27 Vladimir Guerrero, R OBP: 0.386, SLG: 0.576														6	1	2	1	0	0	5										
Jose Guillen, R OBP: 0.397, SLG: 0.513														5	0	0	0	1	0	0										
Darin Erstad, L OBP: 0.346, SLG: 0.399														6	1	1	0	0	1	2										
39 Robb Quinlan, R OBP: 0.397, SLG: 0.456														4	1	2	0	0	0	1										
Alfredo Amazezaga, S OBP: 0.205, SLG: 0.164														1	0	0	0	0	0	0										
Josh Paul, R OBP: 0.342, SLG: 0.344														1	0	0	0	0	1	2										
Adam Kennedy, L OBP: 0.324, SLG: 0.374														0	0	0	0	0	0	0										
Bencie Molina, R OBP: 0.313, SLG: 0.450														6	2	3	3	0	1	1										
Tim Salmon, R OBP: 0.302, SLG: 0.327														6	0	1	0	0	2	4										
Curtis Pride, L ERA: 3.38	(13, FR)													0	0	0	0	0	0	0										
Inning Stats	R: 0 E: 0 K: 2 S: 10	H: 0 LOB: 0 BB: 0 P: 16	R: 0 E: 0 K: 0 S: 7	H: 0 LOB: 0 BB: 0 P: 11	R: 1 E: 1 K: 1 S: 14	H: 2 LOB: 3 BB: 1 P: 24	R: 1 E: 1 K: 1 S: 16	H: 2 LOB: 2 BB: 0 P: 24	R: 1 E: 0 K: 1 S: 7	H: 1 LOB: 0 BB: 0 P: 14	R: 0 E: 0 K: 1 S: 11	H: 1 LOB: 1 BB: 0 P: 16	R: 0 E: 0 K: 0 S: 8	H: 0 LOB: 0 BB: 0 P: 13	R: 0 E: 0 K: 1 S: 5	H: 0 LOB: 0 BB: 0 P: 6	R: 2 E: 0 K: 1 S: 12	H: 2 LOB: 2 BB: 0 P: 25	R: 0 E: 0 K: 0 S: 6	H: 0 LOB: 0 BB: 0 P: 13	R: 0 E: 0 K: 1 S: 14	H: 1 LOB: 1 BB: 0 P: 18	R: 0 E: 0 K: 1 S: 14	H: 2 LOB: 2 BB: 1 P: 18	R: 0 E: 0 K: 0 S: 8	H: 1 LOB: 2 BB: 0 P: 10	1B: 9 2B: 1 3B: 0 HR: 2	SF: 0 SAC: 0 DP: 0 HBP: 0	W/P: 0 PB: 0 SB: 0 CS: 0	PA: 56
PITCHER	IP 6.0	WLS 27	BF 6	H 3	R 3	ER 1	SO 6	BB 1	IBB 0	HBP 0	BLK 0	WP 0	HR 1	S 65	P 105	ERA 1.50	WHIP 1.167													
Ron Villone, L ERA: 2.88	(1, 1)	6.0	27	6	3	1	6	1	0	0	0	0	1	65	105	1.50	1.167													
20 J.J. Putz, R ERA: 5.64	(7, 1)	2.0	H	6	0	0	0	1	0	0	0	0	0	13	19	0.00	0.000													
Eddie Guardado, L ERA: 2.38	(9, 1)	1.0	B	7	2	2	1	2	0	0	0	0	1	12	25	18.00	4.000													
Bobby Madritsch, L ERA: 3.38	(10, 1)	4.0	W	16	4	0	0	1	0	1	0	0	0	42	59	0.00	1.000													

Seattle Mariners @ Anaheim Angels
Angel Stadium of Anaheim, Anaheim, CA
Thu Jul 29 2004, 7:05 PM PDT
Att. 43,033 - Sunny - 74 F

AB 52
R 5
H 12
RBI 4
BB 4
SO 9
LOB 24



Batter	1	2	3	4	5	6	7	8	9	AB	R	H	RBI	BB	SO	LOB	TOP				
51 Ichiro Suzuki, L (1, 9) OBP: 0.388, SLG: 0.413	G4-3		F9			F8		1B	G1-3	4	1	0	0	1	0	0					
Randy Winn, S (1, 8) OBP: 0.356, SLG: 0.442	G4-3			F8	G5-3	G4-3		BB		4	2	2	1	0	0	0					
Bret Boone, R (1, 4) OBP: 0.314, SLG: 0.411	P3			F8				K		4	0	1	0	0	1	4					
Raul Ibanez, L (1, 7) OBP: 0.314, SLG: 0.450		P6			G5-3	G4-3		BB		3	0	0	1	1	0	1					
Bucky Jacobsen, R (1, 10) OBP: 0.386, SLG: 0.604		G3	BB		K			BB		4	1	2	2	0	1	0					
Scott Spiezio, S (1, 3) OBP: 0.289, SLG: 0.355		G3				G3	S	BB		2	0	0	0	2	0	1					
Justin Leone, R (1, 5) OBP: 0.279, SLG: 0.484		PO				K		K		4	0	1	1	0	3	4					
Dan Wilson, R (1, 2) OBP: 0.301, SLG: 0.325		PO		G1-3		G3				3	0	1	0	0	0	1					
Miguel Olivo, R (8, PR) OBP: 0.321, SLG: 0.503								51 BB	P3	1	1	0	0	0	0	0					
16 Willie Bloomquist, R (1, 6) OBP: 0.271, SLG: 0.307								BB		2	0	0	0	0	1	1					
Edgar Martinez, R (8, PH) OBP: 0.342, SLG: 0.390				F8						1	0	0	0	0	0	1					
Jolbert Cabrera, R (8, 6) OBP: 0.329, SLG: 0.416									F7	1	0	0	0	0	0	0					
Inning Stats	R: 0 E: 0 K: 0 S: 10	H: 0 LOB: 0 BB: 0 P: 16	R: 1 E: 0 K: 0 S: 11	H: 2 LOB: 0 BB: 0 P: 17	R: 0 E: 0 K: 0 S: 6	H: 0 LOB: 0 BB: 0 P: 11	R: 1 E: 0 K: 1 S: 11	H: 1 LOB: 0 BB: 0 P: 15	R: 0 E: 0 K: 2 S: 5	H: 1 LOB: 1 BB: 0 P: 10	R: 0 E: 0 K: 1 S: 9	H: 0 LOB: 0 BB: 0 P: 12	R: 3 E: 0 K: 2 S: 18	H: 3 LOB: 3 BB: 3 P: 38	R: 0 E: 0 K: 0 S: 13	H: 0 LOB: 0 BB: 0 P: 15	1B: 5 2B: 2 3B: 0 HR: 0	SF: 0 SAC: 0 DP: 0 HBP: 0	WP: 0 PB: 0 SB: 1 CS: 0	PA: 38	
PITCHER	IP	WLS	BF	H	R	ER	SO	BB	IBB	HBP	BLK	WP	HR	S	P	ERA	WHIP				
Ramon Ortiz, R (1, 1) ERA: 3.94	7.0		25	4	2	2	4	1	0	0	0	0	0	62	99	2.57	0.714				
Francisco Rodriguez, R (8, 1) ERA: 1.79	0.2	B	7	3	3	3	1	2	0	0	0	0	0	13	27	40.50	7.500				
Brendan Donnelly, R (8, 1) ERA: 3.45	0.1	W	2	0	0	0	1	1	0	0	0	0	0	5	11	0.00	3.000				
Troy Percival, R (9, 1) ERA: 3.49	1.0	S	3	0	0	0	0	0	0	0	0	0	0	13	15	0.00	0.000				

Seattle Mariners @ Anaheim Angels
Angel Stadium of Anaheim, Anaheim, CA
Fri Jul 30 2004, 7:05 PM PDT
Att: 43,635 - Sunny - 73 F

AB 33
R 5
H 7
RBI 5
BB 4
SO 6
LOB 13



Batter	1	2	3	4	5	6	7	8	9	AB	R	H	RBI	BB	SO	LOB	BOTTOM				
David Eckstein, R (1, 6) OBP: 0.353, SLG: 0.355	G4-6-3 HBP		F7		G3-1		F7	FC6-4		4	0	0	0	0	0	3					
Curtis Pride, L (1, 8) OBP: 0.333, SLG: 0.333	G4-6-3									3	0	1	0	0	1	1					
9 Chone Figgins, S (7, PH) OBP: 0.361, SLG: 0.440	G4-6-3		FC4-6		K			CS		1	0	1	0	0	0	0					
16 Garret Anderson, L (1, 10) OBP: 0.360, SLG: 0.447	G4-3		FC4-6				CS	HBP		4	1	3	0	0	0	0					
27 Vladimir Guerrero, R (1, 9) OBP: 0.381, SLG: 0.572		F9	FC4-6		L8			P3		4	0	0	0	0	0	4					
Jose Guillen, R (1, 7) OBP: 0.368, SLG: 0.521			K					K		4	2	2	1	0	2	3					
Darin Erstad, L (1, 3) OBP: 0.351, SLG: 0.405					S			HBP		3	2	2	0	1	1	0					
39 Robb Quinlan, R (1, 5) ERA: 6.83								BB													
Alfredo Amezaga, S (8, 5) OBP: 0.205, SLG: 0.164					K		G6-3			0	0	0	0	0	0	0					
Tim Salmon, R (8, PH) OBP: 0.306, SLG: 0.327								HBP		0	0	0	0	0	0	0					
Troy Percival, R (9, 1) ERA: 3.49										0	0	0	0	0	0	0					
Bengie Molina, R (1, 2) OBP: 0.312, SLG: 0.447		G4-3			F9		K			4	0	1	2	0	1	1					
Adam Kennedy, L (1, 4) OBP: 0.323, SLG: 0.371					F8			FC6-4		3	0	0	0	0	1	1					
Inning Stats	R: 0 E: 0 K: 0 S: 4	H: 0 LOB: 0 BB: 0 P: 9	R: 3 E: 0 K: 1 S: 14	H: 3 LOB: 0 BB: 0 P: 22	R: 0 E: 0 K: 1 S: 14	H: 2 LOB: 0 BB: 0 P: 20	R: 0 E: 0 K: 1 S: 8	H: 1 LOB: 1 BB: 0 P: 13	R: 0 E: 0 K: 2 S: 9	H: 1 LOB: 0 BB: 0 P: 15	R: 0 E: 0 K: 0 S: 8	H: 1 LOB: 0 BB: 0 P: 13	R: 2 E: 0 K: 1 S: 12	H: 2 LOB: 3 BB: 1 P: 22	R: 0 E: 0 K: 0 S: 1	H: 0 LOB: 0 BB: 0 P: 1	1B: 8 2B: 1 3B: 0 HR: 2	SF: 0 SAC: 0 DP: 1 HBP: 3	WP: 0 PB: 0 SB: 1 CS: 1	PA: 38	
PITCHER	IP	WLS	BF	H	R	ER	SO	BB	IBB	HBP	BLK	WP	HR	S	P	ERA	WHIP				
Gil Meche, R (1, 1) ERA: 6.83	6.0		26	4	4	4	6	0	0	1	0	0	0	92	92	6.00	1.333				
George Sherrill, L (7, 1) ERA: 4.22	1.0		4	2	1	1	0	0	0	0	0	0	0	9	14	9.00	2.000				
20 J.J. Putz, R (8, 1) ERA: 5.76	0.2	L	5	1	1	1	1	1	0	1	0	0	0	8	14	13.50	3.000				
Mike Myers, L (8, 1) ERA: 5.33	0.0		1	0	0	0	0	0	0	1	0	0	0	1	4	=	=				
Shigetoshi Hasegawa, R (8, 1) ERA: 5.6	0.1		1	0	0	0	0	0	0	0	0	0	0	2	3	0.00	0.000				

Seattle Mariners @ Anaheim Angels
Angel Stadium of Anaheim, Anaheim, CA
Fri Jul 30 2004, 7:05 PM PDT
Att: 43,635 - Sunny - 73 F

AB 33
R 6
H 11
RBI 6
BB 1
SO 7
LOB 14



Batter	1	2	3	4	5	6	7	8	9	AB	R	H	RBI	BB	SO	LOB	TOP			
51 Ichiro Suzuki, L (1, 9) OBP: 0.390, SLG: 0.421	1-1 G1-3		3-2 FC4-6 1B		1-2 G4-3		1-2 G4-6-3 1B		1-1 G6-3	5	0	2	0	0	0	0				
Randy Winn, S (1, 8) OBP: 0.356, SLG: 0.436	4-2 FC6 BB		0-0 F8		3-3 K		1-0 G4-6-3 1-2f			3	0	0	0	1	1	2				
Bret Boone, R (1, 4) OBP: 0.313, SLG: 0.408	1 SAFE SAFE K	0-3 K	2-0 FC4-6 1-2f		1-2 BB 1B		1-3 K			4	0	1	0	0	2	2				
Raul Ibanez, L (1, 7) OBP: 0.324, SLG: 0.464	0-2 FC6 1-2f			1-2 HR 1B	2-0 BB 1B			2-3 K		4	1	2	0	0	1	1				
Bucky Jacobsen, R (1, 10) OBP: 0.403, SLG: 0.654		2-2 FC4-6 1B		3-2 1-H HR 1B	4-2 BB			0-1 F7		3	1	2	2	1	0	0				
Scott Spiezio, S (1, 3) OBP: 0.285, SLG: 0.349 Edgar Martinez, R (8, PH) OBP: 0.347, SLG: 0.384 16 Willie Bloomquist, R (8, PR) OBP: 0.271, SLG: 0.307		3-1 P5		2-2 K	1-3 K			2-0 1B		3	0	0	0	0	2	4				
Miguel Olivo, R (1, 2) OBP: 0.312, SLG: 0.500		0-2 K		0-0 G6-3		1-3 K		1-3 K		4	0	0	0	0	3	2				
Justin Leone, R (1, 5) OBP: 0.292, SLG: 0.477		3-1 FC4-6 1-2f		4-2 BB		3-2 4 L1-3 1B			2-3 K	3	0	1	0	1	1	1				
4 Jose Lopez, R (1, 6) OBP: 0.111, SLG: 0.111			0-0 51 CS 1B	1-0 F7		0-0 L1-3 1-1			1-3 K	4	0	1	0	0	1	2				
Inning Stats	R: 0 H: 0 E: 0 K: 1 S: 14	H: 0 LOB: 1 BB: 1 P: 19	R: 0 H: 1 E: 0 K: 1 S: 10	LOB: 1 BB: 0 P: 18	R: 0 H: 2 E: 0 K: 0 S: 6	LOB: 1 BB: 0 P: 11	R: 2 H: 2 E: 0 K: 1 S: 14	LOB: 1 BB: 1 P: 25	R: 0 H: 2 E: 0 K: 2 S: 15	LOB: 3 BB: 1 P: 27	R: 0 H: 1 E: 0 K: 1 S: 9	LOB: 0 BB: 0 P: 12	R: 0 H: 1 E: 0 K: 2 S: 10	LOB: 1 BB: 0 P: 15	R: 0 H: 0 E: 0 K: 2 S: 8	LOB: 0 BB: 0 P: 12	1B: 9 2B: 1 3B: 0 HR: 1	SF: 0 SAC: 0 DP: 2 HBP: 0	WP: 0 PB: 0 SB: 0 CS: 1	PA: 37
PITCHER	IP WLS BF H R ER SO BB IBB HBP BLK WP HR S P ERA WHIP	IP WLS BF H R ER SO BB IBB HBP BLK WP HR S P ERA WHIP	IP WLS BF H R ER SO BB IBB HBP BLK WP HR S P ERA WHIP	IP WLS BF H R ER SO BB IBB HBP BLK WP HR S P ERA WHIP	IP WLS BF H R ER SO BB IBB HBP BLK WP HR S P ERA WHIP	IP WLS BF H R ER SO BB IBB HBP BLK WP HR S P ERA WHIP	IP WLS BF H R ER SO BB IBB HBP BLK WP HR S P ERA WHIP	IP WLS BF H R ER SO BB IBB HBP BLK WP HR S P ERA WHIP	IP WLS BF H R ER SO BB IBB HBP BLK WP HR S P ERA WHIP	IP WLS BF H R ER SO BB IBB HBP BLK WP HR S P ERA WHIP	IP WLS BF H R ER SO BB IBB HBP BLK WP HR S P ERA WHIP	IP WLS BF H R ER SO BB IBB HBP BLK WP HR S P ERA WHIP	IP WLS BF H R ER SO BB IBB HBP BLK WP HR S P ERA WHIP	IP WLS BF H R ER SO BB IBB HBP BLK WP HR S P ERA WHIP	IP WLS BF H R ER SO BB IBB HBP BLK WP HR S P ERA WHIP	IP WLS BF H R ER SO BB IBB HBP BLK WP HR S P ERA WHIP	IP WLS BF H R ER SO BB IBB HBP BLK WP HR S P ERA WHIP			

Seattle Mariners @ Anaheim Angels
Angel Stadium of Anaheim, Anaheim, CA
Sun Aug 01 2004, 1:05 PM PDT
Att: 43,412 - Sunny - 76 F

AB 34
R 2
H 10
RBI 2
BB 3
SO 11
LOB 14



Batter	1	2	3	4	5	6	7	8	9	AB	R	H	RBI	BB	SO	LOB	BOTTOM			
9 Chone Figgins, S (1, 6) OBP: 0.357, SLG: 0.432	3-3 K		1-2 P4		3-3 K		1-2 F8			4	0	0	0	0	2	2				
Curtis Pride, L (1, 7) OBP: 0.222, SLG: 0.222	2-2 G4-3		1-2 E5 16 S		0-2 G3-1		0-0 F8			4	0	0	0	0	0	2				
16 Garret Anderson, L (1, 8) OBP: 0.357, SLG: 0.441	3-1 F9		1-1 G3-1		1-2 27 2B SF8 1B			0-0 G1-6-3 1B		4	1	2	0	0	0	2				
27 Vladimir Guerrero, R (1, 9) OBP: 0.382, SLG: 0.578		0-0 G5-3		3-0 F9		0-2 39 2B 2B		1-3 K		4	1	1	0	0	1	1				
Jose Guillen, R (1, 10) OBP: 0.373, SLG: 0.531		3-1 G4-3 BLK 1B		1-2 F8		0-0 F9		0-0 G1-6-3		4	0	1	0	0	0	3				
Darin Erstad, L (1, 3) OBP: 0.348, SLG: 0.402		2-2 G4-3		0-2 L6		1-2 SF8			1-2f	2	0	0	1	0	0	1				
39 Robb Quinlan, R (1, 5) OBP: 0.402, SLG: 0.526 Alfredo Amezaga, S (8, 6) OBP: 0.205, SLG: 0.164		1-0 P6		1-0 HR		0-1 2H 2B				3	1	2	2	0	0	1				
Adam Kennedy, L (1, 4) OBP: 0.328, SLG: 0.371			0-1 9 BLK 1B		3-1 9 HBP		2-3 K2-3			2	0	1	0	0	1	1				
José Molina, R (1, 2) OBP: 0.261, SLG: 0.353			0-3 K		0-0 F7		1-2 P6			3	0	0	0	0	1	2				
Inning Stats	R: 0 H: 0 E: 0 K: 1 S: 10	H: 0 LOB: 0 BB: 0 P: 18	R: 0 H: 1 E: 0 K: 0 S: 7	LOB: 1 BB: 0 P: 13	R: 0 H: 1 E: 1 K: 1 S: 15	LOB: 2 BB: 0 P: 18	R: 0 H: 0 E: 0 K: 0 S: 8	LOB: 0 BB: 0 P: 12	R: 1 H: 1 E: 1 K: 1 S: 9	LOB: 1 BB: 0 P: 16	R: 2 H: 3 E: 0 K: 1 S: 16	LOB: 1 BB: 0 P: 20	R: 0 H: 0 E: 0 K: 0 S: 7	LOB: 0 BB: 0 P: 9	R: 0 H: 1 E: 0 K: 1 S: 7	LOB: 0 BB: 0 P: 8	1B: 4 2B: 2 3B: 0 HR: 1	SF: 1 SAC: 0 DP: 1 HBP: 1	WP: 0 PB: 0 SB: 1 CS: 0	PA: 32
PITCHER	IP WLS BF H R ER SO BB IBB HBP BLK WP HR S P ERA WHIP	IP WLS BF H R ER SO BB IBB HBP BLK WP HR S P ERA WHIP	IP WLS BF H R ER SO BB IBB HBP BLK WP HR S P ERA WHIP	IP WLS BF H R ER SO BB IBB HBP BLK WP HR S P ERA WHIP	IP WLS BF H R ER SO BB IBB HBP BLK WP HR S P ERA WHIP	IP WLS BF H R ER SO BB IBB HBP BLK WP HR S P ERA WHIP	IP WLS BF H R ER SO BB IBB HBP BLK WP HR S P ERA WHIP	IP WLS BF H R ER SO BB IBB HBP BLK WP HR S P ERA WHIP	IP WLS BF H R ER SO BB IBB HBP BLK WP HR S P ERA WHIP	IP WLS BF H R ER SO BB IBB HBP BLK WP HR S P ERA WHIP	IP WLS BF H R ER SO BB IBB HBP BLK WP HR S P ERA WHIP	IP WLS BF H R ER SO BB IBB HBP BLK WP HR S P ERA WHIP	IP WLS BF H R ER SO BB IBB HBP BLK WP HR S P ERA WHIP	IP WLS BF H R ER SO BB IBB HBP BLK WP HR S P ERA WHIP	IP WLS BF H R ER SO BB IBB HBP BLK WP HR S P ERA WHIP	IP WLS BF H R ER SO BB IBB HBP BLK WP HR S P ERA WHIP	IP WLS BF H R ER SO BB IBB HBP BLK WP HR S P ERA WHIP			


Seattle Mariners @ Anaheim Angels
Angel Stadium of Anaheim, Anaheim, CA
Sun Aug 01 2004, 1:05 PM PDT
Att: 43,412 - Sunny - 76 F

AB 30
R 3
H 7
RBI 3
BB 0
SO 5
LOB 15



Batter	1	2	3	4	5	6	7	8	9	AB	R	H	RBI	BB	SO	LOB	TOP			
David Eckstein, R (1, 6) OBP: 0.357, SLG: 0.358 Alfredo Amezaga, S (8, 6) OBP: 0.205, SLG: 0.164	1-2 9 1B		2-2 FC4-6 9 L3		0-0 G5-3		1-2 G3			4	0	1	0	0	0	4	Anaheim Angels @ Minnesota Twins Hubert H. Humphrey Metrodome, Minneapolis, MN Tue Aug 03 2004, 8:10 PM EDT Att: 22,273 - Unknown - 70 F			
9 Chone Figgins, S (1, 5) OBP: 0.359, SLG: 0.432	0-1 27 G6-4-3 1B		1-0 L3		1-0 F9			4-0 16 G4-6-3 BB		3	0	1	0	1	0	3				
16 Garret Anderson, L (1, 8) OBP: 0.352, SLG: 0.433 Curtis Pride, L (8, 9) OBP: 0.222, SLG: 0.222	1-3 K			1-0 P6		0-0 F8		1-1 G4-6-3		4	0	0	0	0	1	3				
27 Vladimir Guerrero, R (1, 9) OBP: 0.381, SLG: 0.575 Matt Hensley, R (8, 1)	1-0 G6-4-3			2-0 1B		0-0 G4-3		0-0 G6-3		4	0	1	0	0	0	2				
Jose Guillen, R (1, 7)		4-1 39 L4-6 BB		0-0 G4-6-3 1B		0-2 FC6-4 1B		3-2 G6-3		3	0	2	0	1	0	0				
Darin Erstad, L (1, 3) OBP: 0.350, SLG: 0.404	0-1 1B		2-2 G4-6-3		0-1 FC6-4		0-2 39 E		0-2 1B	4	0	2	0	0	0	3				
39 Robb Quinlan, R (1, 10) OBP: 0.397, SLG: 0.517	0-0 L4-6			1-0 G5-3 1B		1-3 K		0-1 E6		4	0	1	0	0	1	3				
Adam Kennedy, L (1, 4) OBP: 0.324, SLG: 0.367	1-3 K			2-2 F7		0-1 G4-3		0-0 G3-6-1		4	0	0	0	0	1	4				
Jose Molina, R (1, 2) OBP: 0.275, SLG: 0.365	1-0 FC4-6 1B			1-2 G5-3 1B		1-1 1B				3	0	3	0	0	0	0				
Inning Stats	R: 0 E: 0 K: 1 S: 10	H: 2 LOB: 1 BB: 0 P: 13	R: 0 E: 0 K: 1 S: 8	H: 1 LOB: 1 BB: 1 P: 13	R: 0 E: 0 K: 0 S: 6	H: 1 LOB: 0 BB: 0 P: 10	R: 0 E: 0 K: 0 S: 6	H: 2 LOB: 1 BB: 0 P: 11	R: 0 E: 0 K: 0 S: 7	H: 1 LOB: 0 BB: 0 P: 7	R: 0 E: 0 K: 1 S: 10	H: 1 LOB: 1 BB: 0 P: 13	R: 0 E: 0 K: 0 S: 3	H: 0 LOB: 0 BB: 1 P: 8	R: 0 E: 1 K: 0 S: 9	H: 1 LOB: 1 BB: 0 P: 12		1B: 11 2B: 2 3B: 0 HR: 0	SF: 0 SAC: 0 DP: 6 HBP: 0	WP: 0 PB: 0 SB: 0 CS: 0
PITCHER Carlos Silva, R (1, 1) ERA: 4.23	IP: 9.0 WLS: W BF: 35	H: 11 R: 0 ER: 0 SO: 3	BB: 2 IBB: 0 HBP: 0 BLK: 0	WP: 0 HR: 0 S: 67 P: 99	ERA: 0.00 WHIP: 1.444	PITCHER										IP: 9.0 WLS: W BF: 35	H: 11 R: 0 ER: 0 SO: 3	BB: 2 IBB: 0 HBP: 0 BLK: 0	WP: 0 HR: 0 S: 67 P: 99	ERA: 0.00 WHIP: 1.444

Batter	1	2	3	4	5	6	7	8	9	AB	R	H	RBI	BB	SO	LOB	BOTTOM			
Shannon Stewart, R (1, 7) OBP: 0.397, SLG: 0.426 5 Michael Cuddyer, R (8, 7) OBP: 0.313, SLG: 0.438	1-2 20 WP SH1-3 1B		4-1 20 FC4 BB		2-2 G6-3	1-1 1-H 2-H 2B		1-0 1B		4	0	3	2	1	0	0	Anaheim Angels @ Minnesota Twins Hubert H. Humphrey Metrodome, Minneapolis, MN Tue Aug 03 2004, 8:10 PM EDT Att: 22,273 - Unknown - 70 F			
Cristian Guzman, S (1, 6) OBP: 0.316, SLG: 0.394 Jason Bartlett, R (8, 6)	0-0 SH1-3		1-1 F7		0-2 F8	0-0 G4-3		2-3 K		3	0	0	0	0	0	3				
20 Lew Ford, R (1, 10) OBP: 0.382, SLG: 0.487	3-3 K		2-2 FC4		0-3 K		1-0 33 HR 1B	1-1 P4		5	1	1	0	0	2	4				
33 Justin Morneau, L (1, 3) OBP: 0.304, SLG: 0.505	1-3 K			2-2 P5		1-3 K	2-2 1-H HR			4	1	1	2	0	2	1				
Tori Hunter, R (1, 8) OBP: 0.321, SLG: 0.460		0-0 F9		1-0 HR		2-2 HBP 1B HBP	0-1 P2			3	2	1	1	0	0	0				
Jacque Jones, L (1, 9) OBP: 0.310, SLG: 0.436		3-1 P6		0-0 HR 1B		1 SAFE 4-2 HBP 1B BB	2-0 L8			3	2	1	0	1	0	0				
Corey Koskie, L (1, 5) OBP: 0.344, SLG: 0.455		2-3 K		0-0 1-H HR		2-1 CS 1B HBP	2-3 K			3	1	1	2	0	2	0				
Henry Blanco, R (1, 2) OBP: 0.274, SLG: 0.378			0-2 G5-3	2-1 F8		0-1 CS 2B 1B		0-0 HR		4	2	2	3	0	0	0				
Luis Rivas, R (1, 4) OBP: 0.283, SLG: 0.399			3-2 S 1B	1-3 K		1-2 2-3 2B BB		1-3 K		3	1	1	0	1	2	0				
Inning Stats	R: 0 E: 0 K: 2 S: 10	H: 1 LOB: 0 BB: 0 P: 15	R: 0 E: 0 K: 1 S: 6	H: 0 LOB: 0 BB: 0 P: 11	R: 0 E: 0 K: 0 S: 13	H: 1 LOB: 2 BB: 1 P: 23	R: 3 E: 0 K: 1 S: 11	H: 3 LOB: 0 BB: 0 P: 17	R: 0 E: 0 K: 1 S: 9	H: 0 LOB: 0 BB: 0 P: 11	R: 4 E: 0 K: 1 S: 14	H: 2 LOB: 1 BB: 2 P: 28	R: 2 E: 0 K: 1 S: 10	H: 2 LOB: 0 BB: 0 P: 17	R: 1 E: 0 K: 2 S: 10	H: 2 LOB: 1 BB: 0 P: 15		1B: 6 2B: 1 3B: 0 HR: 4	SF: 0 SAC: 1 DP: 0 HBP: 2	WP: 1 PB: 0 SB: 2 CS: 2
PITCHER 41 John Lackey, R (1, 1) ERA: 4.8 Matt Hensley, R (6, 1) ERA: 4.75 Matt Hensley, R (8, 1) ERA: 4.76	IP: 5.2 WLS: L BF: 28	H: 7 R: 7 ER: 7 SO: 6	BB: 3 IBB: 0 HBP: 2 BLK: 0	WP: 1 HR: 2 S: 62 P: 104	ERA: 11.12 WHIP: 1.765	PITCHER										IP: 2.1 WLS: L BF: 11	H: 4 R: 3 ER: 3 SO: 3	BB: 0 IBB: 0 HBP: 0 BLK: 0	WP: 0 HR: 2 S: 21 P: 33	ERA: 11.57 WHIP: 1.714

Batter	1	2	3	4	5	6	7	8	9	AB	R	H	RBI	BB	SO	LOB	TOP										
David Eckstein, R (1, 10) OBP: 0.355, SLG: 0.356	G4-3		F9			FC6-4			F9	5	0	1	0	0	0	2	Anaheim Angels @ Minnesota Twins Hubert H. Humphrey Metrodome, Minneapolis, MN Wed Aug 04 2004, 8:10 PM EDT Att: 28,435 - Unknown - 70 F livebaseballscorecards.com										
9 Chone Figgins, S (1, 6) OBP: 0.359, SLG: 0.431	G4-3			K			G3-1		K	5	0	2	0	0	2	4											
16 Garret Anderson, L (1, 8) OBP: 0.346, SLG: 0.426	G4-3		L8				F8			4	0	0	0	0	0	5											
27 Vladimir Guerrero, R (1, 9) OBP: 0.380, SLG: 0.579	K								K	4	1	1	1	0	2	1											
Jose Guillen, R (1, 7) OBP: 0.376, SLG: 0.529		G5-3							G6-3	4	1	1	0	0	0	0											
Darin Erstad, L (1, 3) OBP: 0.348, SLG: 0.405	G1-3								G3-1	4	1	1	0	0	1	0											
39 Robb Quinlan, R (1, 5) OBP: 0.393, SLG: 0.508									K	4	0	1	1	0	1	1											
Adam Kennedy, L (1, 4) OBP: 0.326, SLG: 0.371	G4-3									4	0	2	0	0	0	1											
Jose Molina, R (1, 2) OBP: 0.282, SLG: 0.367			F9						L4	2	0	1	1	1	0	0											
Curtis Pride, L (9, PH) OBP: 0.200, SLG: 0.200										1	0	0	0	0	0	1											
Inning Stats	R: 0 E: 0 K: 1 S: 11	H: 1 LOB: 1 BB: 0 P: 15	R: 0 E: 0 K: 0 S: 7	H: 1 LOB: 1 BB: 0 P: 7	R: 0 E: 0 K: 0 S: 9	H: 1 LOB: 1 BB: 0 P: 16	R: 3 E: 0 K: 1 S: 14	H: 6 LOB: 3 BB: 0 P: 21	R: 0 E: 0 K: 1 S: 10	H: 0 LOB: 0 BB: 0 P: 14	R: 0 E: 0 K: 1 S: 9	H: 0 LOB: 1 BB: 1 P: 16	R: 0 E: 0 K: 1 S: 7	H: 0 LOB: 0 BB: 0 P: 9	R: 0 E: 0 K: 1 S: 8	H: 0 LOB: 0 BB: 0 P: 11	R: 0 E: 0 K: 1 S: 18	H: 1 LOB: 1 BB: 0 P: 26	1B: 7 2B: 2 3B: 0 HR: 1	SF: 0 SAC: 0 DP: 0 HBP: 0	WP: 0 PB: 0 SB: 1 CS: 0	PA: 38					
PITCHER	IP	WLS	BF	H	R	ER	SO	BB	IBB	HBP	BLK	WP	HR	S	P	ERA	WHIP										
Kyle Lohse, R (1, 1) ERA: 5.14	7.0	W	31	9	3	3	4	1	0	0	0	0	1	67	98	3.86	1.429										
Juan Rincon, R (8, 1) ERA: 2.5	1.0	H	3	0	0	0	1	0	0	0	0	0	0	8	11	0.00	0.000										
36 Joe Nathan, R (9, 1) ERA: 0.91	1.0	S	4	1	0	0	1	0	0	0	0	0	0	18	26	0.00	1.000										

Batter	1	2	3	4	5	6	7	8	9	AB	R	H	RBI	BB	SO	LOB	BOTTOM										
Shannon Stewart, R (1, 7) OBP: 0.399, SLG: 0.433	G6-3									4	1	2	1	0	0	0	Anaheim Angels @ Minnesota Twins Hubert H. Humphrey Metrodome, Minneapolis, MN Wed Aug 04 2004, 8:10 PM EDT Att: 28,435 - Unknown - 70 F livebaseballscorecards.com										
Cristian Guzman, S (1, 6) OBP: 0.315, SLG: 0.392	F8								F8	4	0	1	0	0	0	1											
20 Lew Ford, R (1, 10) OBP: 0.378, SLG: 0.481	P3									4	0	0	1	0	0	2											
33 Justin Morneau, L (1, 3) OBP: 0.311, SLG: 0.535		P3								4	1	2	1	0	0	1											
Tori Hunter, R (1, 8) OBP: 0.323, SLG: 0.463		P4								4	1	2	0	0	0	2											
Jacque Jones, L (1, 9) OBP: 0.311, SLG: 0.444										4	1	2	2	0	1	0											
Corey Koskie, L (1, 5) OBP: 0.343, SLG: 0.456										4	1	1	0	0	1	2											
Henry Blanco, R (1, 2) OBP: 0.269, SLG: 0.370										4	0	0	0	0	2	3											
Luis Rivas, R (1, 4) OBP: 0.284, SLG: 0.398										3	1	1	1	0	0	2											
Inning Stats	R: 0 E: 0 K: 0 S: 4	H: 0 LOB: 0 BB: 0 P: 8	R: 0 E: 0 K: 0 S: 7	H: 0 LOB: 0 BB: 0 P: 10	R: 3 E: 0 K: 0 S: 13	H: 4 LOB: 1 BB: 0 P: 19	R: 0 E: 0 K: 0 S: 8	H: 2 LOB: 2 BB: 0 P: 15	R: 0 E: 0 K: 2 S: 14	H: 3 LOB: 0 BB: 0 P: 17	R: 0 E: 0 K: 0 S: 13	H: 2 LOB: 2 BB: 0 P: 18	R: 0 E: 0 K: 2 S: 10	H: 0 LOB: 0 BB: 0 P: 15	1B: 6 2B: 3 3B: 0 HR: 2	SF: 0 SAC: 0 DP: 0 HBP: 0	WP: 0 PB: 0 SB: 0 CS: 0	PA: 35									
PITCHER	IP	WLS	BF	H	R	ER	SO	BB	IBB	HBP	BLK	WP	HR	S	P	ERA	WHIP										
Ramon Ortiz, R (1, 1) ERA: 4.26	6.2	L	31	11	6	6	2	0	0	0	0	0	2	60	90	8.10	1.650										
Kevin Gregg, R (7, 1) ERA: 3.5	1.1		4	0	0	0	2	0	0	0	0	0	0	12	18	0.00	0.000										

Batter	1	2	3	4	5	6	7	8	9	AB	R	H	RBI	BB	SO	LOB	TOP		
David Eckstein, R (1, 6) OBP: 0.358, SLG: 0.355	G6-3		SF7 BB	27 1B	27 E	16 1B	K	FC6-4 BB		3	2	1	1	2	1	1			
9 Chone Figgins, S (1, 4) (8, 8) OBP: 0.397, SLG: 0.428	G4-3 1B		F7	K			F8	FC6-4 1B		5	0	1	0	0	1	5			
16 Garret Anderson, L (1, 8) Adam Kennedy, L (6, PR) OBP: 0.326, SLG: 0.371 (8, 4)	G4-3		27 1B	27 E	16 1B		27 1B	27 G6-4-3 1B		5	1	4	1	0	0	1			
27 Vladimir Guerrero, R (1, 9) OBP: 0.380, SLG: 0.577	F8		1-2 2-3 3-H	1B	E6	1B	1-3	G6-4-3		5	0	2	1	0	0	5			
Jose Guillen, R (1, 7) Curtis Pride, L (9, 7) OBP: 0.374, SLG: 0.526 (9, 7) OBP: 0.200, SLG: 0.200	F8		SF7	1-2 2-H 3-H	1B		F8	K		4	0	1	3	0	1	1			
Darin Erstad, L (1, 3) OBP: 0.346, SLG: 0.401	G4-3		G5-3	G3-1				K		5	1	1	0	0	1	4			
39 Robb Quinlan, R (1, 5) Alfredo Amezaga, S (7, 5) OBP: 0.388, SLG: 0.590 (7, 5) OBP: 0.203, SLG: 0.162	G5-3			2B	1B		K	G6-3		4	1	1	0	0	2	1			
Tim Salmon, R (1, 10) OBP: 0.302, SLG: 0.319			BB 16 1B	F9	G3		SF8			3	1	1	1	0	0	1			
Josh Paul, R (1, 2) OBP: 0.381, SLG: 0.417			16 1B	27 1B	1B		E1	G6-3		4	2	3	1	0	0	0			
Inning Stats	R: 0 E: 0 K: 0 S: 6	H: 1 LOB: 1 BB: 0 P: 10	R: 0 E: 0 K: 0 S: 7	H: 0 LOB: 0 BB: 0 P: 10	R: 3 E: 0 K: 0 S: 15	H: 4 LOB: 2 BB: 1 P: 25	R: 4 E: 1 K: 1 S: 23	H: 5 LOB: 2 BB: 0 P: 32	R: 0 E: 0 K: 0 S: 6	H: 2 LOB: 1 BB: 0 P: 6	R: 1 E: 0 K: 1 S: 9	H: 1 LOB: 0 BB: 0 P: 13	R: 0 E: 0 K: 2 S: 11	H: 0 LOB: 0 BB: 0 P: 17	R: 0 E: 0 K: 2 S: 11	H: 0 LOB: 0 BB: 0 P: 17	1B: 14 2B: 1 3B: 0 HR: 0	SF: 2 SAC: 0 DP: 1 HBP: 0	WP: 0 PA: 43 PB: 0 SB: 1 CS: 0
PITCHER	IP WLS BF H R ER SO	IP WLS BF H R ER SO	IP WLS BF H R ER SO	IP WLS BF H R ER SO	IP WLS BF H R ER SO	IP WLS BF H R ER SO	IP WLS BF H R ER SO	IP WLS BF H R ER SO	IP WLS BF H R ER SO	IP WLS BF H R ER SO	IP WLS BF H R ER SO	IP WLS BF H R ER SO	IP WLS BF H R ER SO	IP WLS BF H R ER SO	IP WLS BF H R ER SO	IP WLS BF H R ER SO	ERA WHIP	ERA WHIP	
Terry Mulholland, L (1, 1) ERA: 4.75	3.2 L 21	1.1 7 9	2 0 0	2 0 0	1 0 0	0 0 0	0 0 0	0 0 0	0 0 0	0 0 0	0 0 0	0 0 0	0 0 0	0 0 0	0 0 0	0 0 0	0 0 0	12.27 2.727	
28 Jesse Crain, R (4, 1) ERA: 4.01	1.1 7 8	2.0 3 1	0 0 0	1 0 0	0 0 0	0 0 0	0 0 0	0 0 0	0 0 0	0 0 0	0 0 0	0 0 0	0 0 0	0 0 0	0 0 0	0 0 0	0 0 0	0.00 1.500	
Joe Roa, R (6, 1) ERA: 4.01	2.0 8 3	1.0 4 1	0 0 0	0 0 0	0 0 0	0 0 0	0 0 0	0 0 0	0 0 0	0 0 0	0 0 0	0 0 0	0 0 0	0 0 0	0 0 0	0 0 0	0 0 0	0.00 2.000	
Aaron Fultz, L (8, 1) ERA: 4.1	1.0 3 0	0 0 0	0 0 0	0 0 0	0 0 0	0 0 0	0 0 0	0 0 0	0 0 0	0 0 0	0 0 0	0 0 0	0 0 0	0 0 0	0 0 0	0 0 0	0 0 0	0.00 0.000	
J.C. Romero, L (9, 1) ERA: 3.8	1.0 3 0	0 0 0	0 0 0	0 0 0	0 0 0	0 0 0	0 0 0	0 0 0	0 0 0	0 0 0	0 0 0	0 0 0	0 0 0	0 0 0	0 0 0	0 0 0	0 0 0	0.00 0.000	

Anaheim Angels @ Minnesota Twins
Hubert H. Humphrey Metrodome, Minneapolis, MN

AB 39
R 8
H 15
RBI 8
BB 2
SO 6
LOB 19



Thu Aug 05 2004, 1:10 PM EDT
Att: 26,867 - Unknown - 70 F

Batter	1	2	3	4	5	6	7	8	9	AB	R	H	RBI	BB	SO	LOB	BOTTOM				
Shannon Stewart, R (1, 10) OBP: 0.397, SLG: 0.429	F8		K					K		4	0	1	1	0	2	0					
Jason Bartlett, R (1, 6) OBP: 0.397, SLG: 0.429	G6-3			G4-3	FC6-4 1B		FC6-4	F9		4	0	0	0	0	0	2					
20 Lew Ford, R (1, 7) OBP: 0.375, SLG: 0.476	G3			G5-3			G6-3	F9		4	0	0	0	0	0	0					
33 Justin Morneau, L (1, 3) OBP: 0.309, SLG: 0.524				G4-3			G4-3			4	0	1	0	0	0	0					
Tori Hunter, R (1, 8) OBP: 0.325, SLG: 0.475				G4-3 2B			F9	K		4	1	2	1	0	1	1					
Jacque Jones, L (1, 9) 5 Michael Cuddyer, R (5, PH) OBP: 0.311, SLG: 0.443 (6, 9) OBP: 0.317, SLG: 0.443				G4-3			P3	G6-3 2B		1	0	0	0	0	0	1					
Corey Koskie, L (1, 5) OBP: 0.342, SLG: 0.453				F9			G4-3 BB	G6-3		4	1	1	0	0	0	4					
Henry Blanco, R (1, 2) Matthew LeCroy, R (5, PH) OBP: 0.272, SLG: 0.370 (6, 2) OBP: 0.326, SLG: 0.413							1B	G6-3		0	0	0	0	1	0	0					
Luis Rivas, R (1, 4) OBP: 0.281, SLG: 0.394				G6-4-3			G4-3	FC5-4		2	0	0	1	1	0	2					
Inning Stats	R: 0 E: 0 K: 0 S: 7	H: 0 LOB: 0 BB: 0 P: 11	R: 0 E: 0 K: 0 S: 11	H: 1 LOB: 1 BB: 0 P: 17	R: 0 E: 0 K: 1 S: 6	H: 0 LOB: 0 BB: 1 P: 12	R: 0 E: 0 K: 0 S: 8	H: 0 LOB: 0 BB: 0 P: 11	R: 2 E: 0 K: 0 S: 11	H: 3 LOB: 2 BB: 1 P: 21	R: 0 E: 0 K: 0 S: 4	H: 0 LOB: 0 BB: 0 P: 5	R: 1 E: 0 K: 0 S: 11	H: 1 LOB: 0 BB: 0 P: 18	R: 0 E: 0 K: 1 S: 13	H: 0 LOB: 0 BB: 0 P: 18	R: 0 E: 0 K: 1 S: 12	H: 1 LOB: 2 BB: 1 P: 20	1B: 3 2B: 2 3B: 0 HR: 1	SF: 0 SAC: 0 DP: 1 HBP: 0	WP: 0 PA: 35 PB: 0 SB: 0 CS: 0
PITCHER	IP WLS BF H R ER SO	IP WLS BF H R ER SO	IP WLS BF H R ER SO	IP WLS BF H R ER SO	IP WLS BF H R ER SO	IP WLS BF H R ER SO	IP WLS BF H R ER SO	IP WLS BF H R ER SO	IP WLS BF H R ER SO	IP WLS BF H R ER SO	IP WLS BF H R ER SO	IP WLS BF H R ER SO	IP WLS BF H R ER SO	IP WLS BF H R ER SO	IP WLS BF H R ER SO	IP WLS BF H R ER SO	ERA WHIP	ERA WHIP			
Aaron Sele, R (1, 1) ERA: 4.8	7.0 W 27	1.0 3 0	0 0 0	0 0 0	0 0 0	0 0 0	0 0 0	0 0 0	0 0 0	0 0 0	0 0 0	0 0 0	0 0 0	0 0 0	0 0 0	0 0 0	0 0 0	3.86 1.000			
Brendan Donnelly, R (8, 1) ERA: 3.38	1.0 3 0	0 0 0	0 0 0	0 0 0	0 0 0	0 0 0	0 0 0	0 0 0	0 0 0	0 0 0	0 0 0	0 0 0	0 0 0	0 0 0	0 0 0	0 0 0	0 0 0	0.00 0.000			
Francisco Rodriguez, R (9, 1) ERA: 1.76	1.0 5 1	0 0 0	0 0 0	0 0 0	0 0 0	0 0 0	0 0 0	0 0 0	0 0 0	0 0 0	0 0 0	0 0 0	0 0 0	0 0 0	0 0 0	0 0 0	0 0 0	0.00 2.000			

Anaheim Angels @ Minnesota Twins
Hubert H. Humphrey Metrodome, Minneapolis, MN

AB 32
R 3
H 6
RBI 3
BB 3
SO 3
LOB 13



Thu Aug 05 2004, 1:10 PM EDT
Att: 26,867 - Unknown - 70 F

Batter	1	2	3	4	5	6	7	8	9	AB	R	H	RBI	BB	SO	LOB	TOP							
David Eckstein, R (1, 6) OBP: 0.356, SLG: 0.351	F8		G5-3		G5-3		BB		K	4	0	0	0	1	1	2								
9 Chone Figgins, S (1, 8) OBP: 0.354, SLG: 0.424	F8			G6-3	L7		G6-3			4	0	0	0	0	0	2								
27 Vladimir Guerrero, R (1, 9) OBP: 0.379, SLG: 0.574	1B			G4-3		G5-3		F7		4	0	1	0	0	0	0								
Jose Guillen, R (1, 7) OBP: 0.373, SLG: 0.525	G5-3			39 HR	1B	CI	39 G6-3	G5-3		3	1	1	0	0	0	1								
39 Robb Quinlan, R (1, 5) OBP: 0.385, SLG: 0.515 Alfredo Amezaga, S (8, 5) OBP: 0.203, SLG: 0.162		P3		1-H	HR	G6-3	1-3	G1-3		4	1	1	2	0	0	1								
Darin Erstad, L (1, 3) OBP: 0.348, SLG: 0.403	P6			2B	1B		F8		G6-3	4	1	2	0	0	0	1								
Tim Salmon, R (1, 10) OBP: 0.301, SLG: 0.323	K			1-H	2B		G3		K	4	0	1	1	0	2	1								
Josh Paul, R (1, 2) OBP: 0.370, SLG: 0.425			K		G6-3		S	2B	G6-3	4	0	1	0	0	1	2								
Adam Kennedy, L (1, 4) OBP: 0.325, SLG: 0.368		L9					K	2-3	IBB	3	0	0	0	1	2	1								
Inning Stats	R: 0 E: 0 K: 0 S: 6	H: 1 LOB: 1 BB: 0 P: 9	R: 0 E: 0 K: 1 S: 6	H: 0 LOB: 0 BB: 0 P: 8	R: 0 E: 0 K: 1 S: 6	H: 0 LOB: 0 BB: 0 P: 9	R: 3 E: 0 K: 0 S: 15	H: 4 LOB: 1 BB: 0 P: 24	R: 0 E: 0 K: 1 S: 7	H: 0 LOB: 0 BB: 0 P: 12	R: 0 E: 1 K: 0 S: 6	H: 0 LOB: 1 BB: 0 P: 10	R: 0 E: 0 K: 1 S: 18	H: 1 LOB: 2 BB: 1 P: 30	R: 0 E: 0 K: 2 S: 4	H: 0 LOB: 0 BB: 0 P: 6	R: 0 E: 0 K: 2 S: 12	H: 1 LOB: 2 BB: 1 P: 18	1B: 4 2B: 2 3B: 0 HR: 1	SF: 0 SAC: 0 DP: 0 HBP: 0	WP: 0 PB: 0 SB: 3 CS: 0	PA: 37		
PITCHER	IP	WLS	BF	H	R	ER	SO	BB	IBB	HBP	BLK	WP	HR	S	P	ERA	WHIP							
Darrell May, L (1, 1) ERA: 5.07	7.0	L	29	6	3	3	4	1	0	0	0	0	1	64	102	3.86	1.000							
Scott Sullivan, R (8, 1) ERA: 4.28	2.0		8	1	0	0	2	0	1	0	0	0	0	16	24	0.00	0.500							

Anaheim Angels @ Kansas City Royals
Kauffman Stadium, Kansas City, MO
Fri Aug 06 2004, 7:10 PM CDT
Att: 20,572 - Sunny - 73 F

AB 34
R 3
H 7
RBI 3
BB 2
SO 6
LOB 11



Batter	1	2	3	4	5	6	7	8	9	AB	R	H	RBI	BB	SO	LOB	BOTTOM							
9 David DeJesus, L (1, 8) OBP: 0.324, SLG: 0.294	HBP		G3-1		1B		FC4-6			3	0	1	0	1	0	1								
Desti Relaford, S (1, 5) OBP: 0.292, SLG: 0.305	HBP		1B		F7		K			4	0	2	0	0	1	1								
Ken Harvey, R (1, 3) OBP: 0.346, SLG: 0.452	HBP		G4-6-3		K		K			3	0	1	0	0	2	1								
Matt Stairs, L (1, 10) OBP: 0.334, SLG: 0.477 Abraham Nunez, S (8, PH) OBP: 0.291, SLG: 0.300	K		G4-6-3		G6-3		K		K	3	0	0	0	0	1	4								
Ruben Mateo, R (1, 9) OBP: 0.308, SLG: 0.424	F9			F8	F9		F9		P3	4	0	1	0	0	0	2								
Dee Brown, L (1, 7) OBP: 0.261, SLG: 0.293		4 F9		F8		K		G4-3		4	0	1	0	0	1	1								
4 Angel Berroa, R (1, 6) OBP: 0.296, SLG: 0.365	F9			K		K		K		4	0	0	0	0	3	2								
14 John Buck, R (1, 2) OBP: 0.255, SLG: 0.305	FC3-2			K2-3		K		K		3	0	0	0	0	2	2								
Ruben Gotay, S (1, 4) OBP: 0.333, SLG: 0.444	K						9 FC4-6		1B	3	0	1	0	0	2	1								
Inning Stats	R: 0 E: 0 K: 1 S: 14	H: 1 LOB: 2 BB: 1 P: 21	R: 0 E: 0 K: 1 S: 8	H: 1 LOB: 0 BB: 0 P: 10	R: 0 E: 0 K: 2 S: 10	H: 2 LOB: 1 BB: 0 P: 14	R: 0 E: 0 K: 2 S: 12	H: 1 LOB: 1 BB: 0 P: 16	R: 0 E: 0 K: 2 S: 14	H: 1 LOB: 1 BB: 0 P: 21	R: 0 E: 0 K: 1 S: 7	H: 0 LOB: 0 BB: 0 P: 8	R: 0 E: 0 K: 2 S: 12	H: 1 LOB: 1 BB: 0 P: 17	R: 0 E: 0 K: 3 S: 9	H: 0 LOB: 0 BB: 0 P: 13	R: 0 E: 0 K: 1 S: 15	H: 0 LOB: 0 BB: 0 P: 20	1B: 5 2B: 2 3B: 0 HR: 0	SF: 0 SAC: 0 DP: 1 HBP: 1	WP: 0 PB: 0 SB: 0 CS: 0	PA: 34		
PITCHER	IP	WLS	BF	H	R	ER	SO	BB	IBB	HBP	BLK	WP	HR	S	P	ERA	WHIP							
45 Kelvin Escobar, R (1, 1) ERA: 4.15	7.0	W	28	7	0	0	9	1	0	1	0	0	0	77	107	0.00	1.143							
Francisco Rodriguez, R (8, 1) ERA: 1.73	1.0	H	3	0	0	0	3	0	0	0	0	0	0	9	13	0.00	0.000							
Troy Percival, R (8, 1) ERA: 3.56	1.0	S	3	0	0	0	1	0	0	0	0	0	0	15	20	0.00	0.000							

Anaheim Angels @ Kansas City Royals
Kauffman Stadium, Kansas City, MO
Fri Aug 06 2004, 7:10 PM CDT
Att: 20,572 - Sunny - 73 F

AB 32
R 0
H 7
RBI 0
BB 1
SO 13
LOB 15



Batter	1	2	3	4	5	6	7	8	9	AB	R	H	RBI	BB	SO	LOB	TOP					
David Eckstein, R (1, 6) OBP: 0.356, SLG: 0.350	F8		G6-3			G6-3											4 1 1 0 1 0 1					
9 Chone Figgins, S (1, 8) OBP: 0.357, SLG: 0.425	K																4 2 2 0 1 1 1					
27 Vladimir Guerrero, R (1, 9) OBP: 0.379, SLG: 0.571																	2 1 0 1 2 2 2					
16 Garret Anderson, L (1, 10) OBP: 0.356, SLG: 0.435	CS																4 2 1 0 1 2 4					
Jose Guillen, R (1, 7)																	4 1 1 2 1 0 1					
Darin Erstad, L (1, 3)																	5 0 2 3 0 1 1					
39 Robb Quinlan, R (1, 5) Alfredo Amezaga, S (7, 5) OBP: 0.388, SLG: 0.519 OBP: 0.200, SLG: 0.160																	3 0 1 1 1 0 2 1 0 0 0 0 0 0					
Adam Kennedy, L (1, 4)																	3 0 2 0 0 0 1					
Jose Molina, R (1, 2) OBP: 0.275, SLG: 0.358																	4 0 0 0 0 3 5					
Inning Stats	R: 0 E: 0 K: 1 S: 9	H: 0 LOB: 0 BB: 1 P: 17	R: 1 E: 0 K: 1 S: 14	H: 2 LOB: 2 BB: 1 P: 25	R: 0 E: 0 K: 1 S: 11	H: 1 LOB: 1 BB: 0 P: 19	R: 0 E: 0 K: 0 S: 7	H: 1 LOB: 1 BB: 0 P: 13	R: 3 E: 0 K: 1 S: 11	H: 3 LOB: 1 BB: 1 P: 22	R: 0 E: 0 K: 1 S: 7	H: 1 LOB: 1 BB: 0 P: 12	R: 3 E: 0 K: 2 S: 16	H: 2 LOB: 2 BB: 3 P: 35	R: 0 E: 0 K: 2 S: 12	H: 0 LOB: 1 BB: 1 P: 19	R: 0 E: 0 K: 0 S: 8	H: 0 LOB: 0 BB: 0 P: 11	1B: 6 2B: 4 3B: 0 HR: 0	SF: 1 SAC: 1 DP: 0 HBP: 0	WP: 0 PB: 0 SB: 3 CS: 1	PA: 44
PITCHER	IP	WLS	BF	H	R	ER	SO	BB	IBB	HBP	BLK	WP	HR	S	P	ERA	WHIP					
Jimmy Serrano, R (1, 1) ERA: 7.71	4.2		23	7	4	4	3	3	0	0	0	0	0	49	91	7.71	2.143					
Dennys Reyes, L (5, 1) ERA: 4.95	1.2	L	10	2	3	3	3	2	1	0	0	0	0	19	39	16.20	2.400					
Shawn Camp, R (7, 1) ERA: 3.07	1.2		7	1	0	0	3	1	0	0	0	0	0	19	32	0.00	1.200					
Jaime Cerda, L (9, 1) ERA: 2.41	1.0		3	0	0	0	0	0	0	0	0	0	0	8	11	0.00	0.000					

Anaheim Angels @ Kansas City Royals
Kauffman Stadium, Kansas City, MO
Sat Aug 07 2004, 6:10 PM CDT
Att: 27,046 - Sunny - 79 F

AB 34
R 7
H 10
RBI 7
BB 7
SO 9
LOB 18



Batter	1	2	3	4	5	6	7	8	9	AB	R	H	RBI	BB	SO	LOB	BOTTOM					
9 David DeJesus, L (1, 8) OBP: 0.331, SLG: 0.306	K																4 1 2 0 1 1 0					
Joe Randa, R (1, 5) 4 Angel Berroa, R (9, FR) OBP: 0.345, SLG: 0.380 OBP: 0.296, SLG: 0.365	F8																5 0 1 0 0 2 2 0 0 0 0 0 0 0					
29 Mike Sweeney, R (1, 10) OBP: 0.338, SLG: 0.495	K																5 1 2 1 0 2 2					
Ken Harvey, R (1, 3) OBP: 0.350, SLG: 0.461																	4 2 3 1 0 0 1					
Abraham Nunez, S (1, 9) OBP: 0.290, SLG: 0.321																	4 1 2 0 0 1 2					
Desi Relaford, S (1, 6) OBP: 0.295, SLG: 0.306																	2 0 1 1 1 1 2					
Dee Brown, L (1, 7) OBP: 0.261, SLG: 0.292																	4 0 1 2 0 1 4					
14 John Buck, R (1, 2) OBP: 0.245, SLG: 0.293																	4 0 0 0 0 1 4					
Ruben Gotay, S (1, 4) OBP: 0.231, SLG: 0.308																	4 0 0 0 0 2 2					
Inning Stats	R: 0 E: 0 K: 2 S: 10	H: 0 LOB: 0 BB: 0 P: 16	R: 2 E: 0 K: 2 S: 14	H: 3 LOB: 0 BB: 0 P: 22	R: 1 E: 0 K: 1 S: 11	H: 2 LOB: 1 BB: 0 P: 16	R: 0 E: 0 K: 0 S: 11	H: 2 LOB: 2 BB: 0 P: 17	R: 0 E: 0 K: 2 S: 10	H: 0 LOB: 0 BB: 0 P: 16	R: 1 E: 0 K: 0 S: 12	H: 1 LOB: 1 BB: 0 P: 16	R: 0 E: 0 K: 1 S: 12	H: 1 LOB: 0 BB: 0 P: 18	R: 1 E: 0 K: 2 S: 13	H: 2 LOB: 2 BB: 1 P: 19	R: 0 E: 0 K: 1 S: 16	H: 1 LOB: 2 BB: 1 P: 22	1B: 6 2B: 6 3B: 0 HR: 0	SF: 1 SAC: 0 DP: 1 HBP: 0	WP: 0 PB: 0 SB: 0 CS: 0	PA: 39
PITCHER	IP	WLS	BF	H	R	ER	SO	BB	IBB	HBP	BLK	WP	HR	S	P	ERA	WHIP					
40 Bartolo Colon, R (1, 1) ERA: 5.41	6.0		25	8	4	4	7	0	0	0	0	0	0	68	103	6.00	1.333					
62 Scott Shields, R (7, 1) ERA: 3.11	2.0	H	10	3	1	1	3	1	0	0	0	0	0	25	37	4.50	2.000					
Troy Percival, R (9, 1) ERA: 3.45	1.0	S	4	1	0	0	1	1	0	0	0	0	0	16	22	0.00	2.000					

Anaheim Angels @ Kansas City Royals
Kauffman Stadium, Kansas City, MO
Sat Aug 07 2004, 6:10 PM CDT
Att: 27,046 - Sunny - 79 F

AB 36
R 5
H 12
RBI 5
BB 2
SO 11
LOB 19



Batter	1	2	3	4	5	6	7	8	9	AB	R	H	RBI	BB	SO	LOB	TOP			
David Eckstein, R (1, 6) OBP: 0.355, SLG: 0.348	G4-3		G5-4-3			F8	P4		FC4	4	1	1	0	1	0	2	Anaheim Angels @ Kansas City Royals Kauffman Stadium, Kansas City, MO Mon Aug 09 2004, 7:10 PM CDT Att: 16,262 - Sunny - 85 F			
9 Chone Figgins, S (1, 8) OBP: 0.360, SLG: 0.425	K			F8		F8		FC3-6	FC4	4	1	2	1	1	1	0				
27 Vladimir Guerrero, R (1, 9) OBP: 0.376, SLG: 0.563	1B			F8		F8		L7	FC4	5	0	1	0	0	0	3				
16 Garret Anderson, L (1, 10) OBP: 0.351, SLG: 0.429	L4			F7		F8		FC3-6	G5-4-3	4	0	0	0	1	0	4				
Jose Guillen, R (1, 7)		L4			F7	G6-3		FC6	G5-4-3	5	0	1	0	0	0	4				
Darin Erstad, L (1, 3) OBP: 0.349, SLG: 0.407		G5-3						FC6		4	1	2	0	0	0	2				
39 Robb Quinlan, R (1, 5) OBP: 0.394, SLG: 0.518										4	1	2	0	0	0	1				
José Molina, R (1, 2) OBP: 0.276, SLG: 0.354			K							2	0	0	1	1	1	1				
Tim Salmon, R (9, PH) OBP: 0.303, SLG: 0.325										1	0	1	0	0	0	0				
Alfredo Amezaga, S (9, PH) OBP: 0.200, SLG: 0.160										0	1	0	0	0	0	0				
Adam Kennedy, L (1, 4) OBP: 0.330, SLG: 0.370										3	0	1	0	0	2	3				
Josh Paul, R (9, PH) OBP: 0.347, SLG: 0.395										1	0	0	0	0	0	2				
Inning Stats	R: 0 E: 0 K: 1 S: 10	H: 1 LOB: 1 BB: 0 P: 16	R: 0 E: 0 K: 0 S: 8	H: 0 LOB: 0 BB: 0 P: 10	R: 0 E: 0 K: 1 S: 10	H: 1 LOB: 0 BB: 0 P: 15	R: 0 E: 0 K: 0 S: 5	H: 0 LOB: 0 BB: 0 P: 6	R: 0 E: 0 K: 1 S: 15	H: 2 LOB: 2 BB: 0 P: 15	R: 1 E: 1 K: 1 S: 10	H: 2 LOB: 1 BB: 0 P: 12	R: 0 E: 0 K: 0 S: 7	H: 1 LOB: 2 BB: 1 P: 16	R: 4 E: 1 K: 0 S: 16	H: 3 LOB: 2 BB: 2 P: 32	1B: 10 2B: 1 3B: 0 HR: 0	SF: 0 SAC: 0 DP: 2 HBP: 0	WP: 2 PB: 0 CS: 0	PA: 41
PITCHER	IP WLS BF H R ER SO BB IBB HBP BLK WP HR S P ERA WHIP																			
Brian Anderson, L (1, 1) ERA: 5.93	7.0	28	7	1	0	0	4	1	0	0	0	0	0	0	69	98	0.00	1.143		
D.J. Carrasco, R (8, 1) ERA: 5.4	1.0	5	1	0	0	0	0	1	0	0	0	0	0	7	16	0.00	2.000			
Jaime Cerda, L (9, 1) ERA: 2.88	0.1	5	3	4	2	0	0	1	0	0	0	1	0	12	22	54.00	12.000			
Scott Sullivan, R (9, 1) ERA: 4.23	0.2	3	0	0	0	0	0	0	1	0	0	1	0	4	10	0.00	0.000			

Batter	1	2	3	4	5	6	7	8	9	AB	R	H	RBI	BB	SO	LOB	BOTTOM					
9 David DeJesus, L (1, 8) OBP: 0.339, SLG: 0.315	G6-4-3		F7		F7			SH1-4		3	1	1	0	0	0	1	Anaheim Angels @ Kansas City Royals Kauffman Stadium, Kansas City, MO Mon Aug 09 2004, 7:10 PM CDT Att: 16,262 - Sunny - 85 F					
Joe Randa, R (1, 5) OBP: 0.345, SLG: 0.380	G6-4-3		F7		CS	F9		K		4	0	2	0	0	1	1						
29 Mike Sweeney, R (1, 3) OBP: 0.344, SLG: 0.505	G6-4-3		F7		G5-3			BLK		2	0	0	0	2	0	1						
Ken Harvey, R (1, 10) OBP: 0.348, SLG: 0.456	G6-4-3		K					G4-3		4	0	1	0	0	1	4						
Abraham Nunez, S (1, 9) OBP: 0.267, SLG: 0.293	L6				G3	L9			P5	4	0	0	0	0	0	2						
Dee Brown, L (1, 7) OBP: 0.282, SLG: 0.314										3	1	1	1	0	1	0						
Ruben Mateo, R (8, 7) OBP: 0.295, SLG: 0.404										1	0	0	0	0	1	0						
4 Angel Berroa, R (1, 6) OBP: 0.295, SLG: 0.368					B1				G5-3	4	0	1	0	0	0	0						
14 John Buck, R (1, 2) OBP: 0.239, SLG: 0.284										3	0	0	0	0	1	1						
Ruben Gotay, S (1, 4) OBP: 0.294, SLG: 0.375										2	1	1	0	1	0	0						
Inning Stats	R: 1 E: 0 K: 0 S: 16	H: 2 LOB: 1 BB: 1 P: 26	R: 1 E: 0 K: 0 S: 11	H: 2 LOB: 0 BB: 0 P: 15	R: 0 E: 0 K: 1 S: 11	H: 1 LOB: 1 BB: 0 P: 15	R: 0 E: 0 K: 1 S: 7	H: 0 LOB: 0 BB: 0 P: 9	R: 0 E: 0 K: 1 S: 10	H: 0 LOB: 0 BB: 1 P: 15	R: 0 E: 0 K: 0 S: 11	H: 1 LOB: 1 BB: 0 P: 15	R: 0 E: 0 K: 0 S: 5	H: 0 LOB: 0 BB: 0 P: 8	R: 1 E: 0 K: 1 S: 8	H: 1 LOB: 1 BB: 1 P: 16	R: 0 E: 0 K: 1 S: 9	H: 0 LOB: 0 BB: 0 P: 13	1B: 5 2B: 1 3B: 0 HR: 1	SF: 0 SAC: 1 DP: 2 HBP: 0	WP: 0 PB: 0 CS: 1	PA: 35
PITCHER	IP WLS BF H R ER SO BB IBB HBP BLK WP HR S P ERA WHIP																					
Ramon Ortiz, R (1, 1) ERA: 4.13	7.0	26	6	2	2	3	2	0	1	0	0	1	0	8	16	9.00	1.000					
Kevin Gregg, R (8, 1) ERA: 3.59	1.0	5	1	1	1	1	0	0	0	0	0	8	16	9.00	1.000							
Troy Percival, R (9, 1) ERA: 3.34	1.0	3	0	0	0	0	1	0	0	0	0	9	13	0.00	0.000							

Batter	1	2	3	4	5	6	7	8	9	AB	R	H	RBI	BB	SO	LOB	TOP							
1 Brian Roberts, S OBP: 0.345, SLG: 0.362										5	3	4	0	1	0	1	Baltimore Orioles @ Anaheim Angels Angel Stadium of Anaheim, Anaheim, CA Tue Aug 10 2004, 7:05 PM PDT Att: 43,068 - Sunny - 82 F							
David Newhan, L OBP: 0.412, SLG: 0.522										5	2	3	3	0	1	3								
6 Melvin Mora, R OBP: 0.438, SLG: 0.598										4	1	1	1	2	2	6								
10 Miguel Tejada, R OBP: 0.365, SLG: 0.547										5	1	3	5	1	1	3								
Rafael Palmeiro, L OBP: 0.357, SLG: 0.401										5	0	1	1	1	1	5								
Javy Lopez, R OBP: 0.371, SLG: 0.499										6	0	2	0	0	1	3								
Robert Machado, R OBP: 0.224, SLG: 0.319										0	0	0	0	0	0	0								
B.J. Surhoff, L OBP: 0.379, SLG: 0.451										5	1	2	0	0	0	6								
31 Jay Gibbons, L OBP: 0.289, SLG: 0.343										1	0	0	0	0	1	0								
Larry Bigbie, L OBP: 0.328, SLG: 0.425										4	2	2	1	2	1	2								
Jerry Hairston, R OBP: 0.381, SLG: 0.407										5	1	2	0	0	1	3								
Inning Stats	R: 1 E: 0 K: 2 S: 17	H: 3 LOB: 3 BB: 1 P: 24	R: 1 E: 0 K: 0 S: 14	H: 3 LOB: 2 BB: 0 P: 19	R: 0 E: 0 K: 0 S: 9	H: 1 LOB: 1 BB: 0 P: 12	R: 2 E: 1 K: 0 S: 16	H: 4 LOB: 3 BB: 1 P: 29	R: 2 E: 0 K: 0 S: 17	H: 3 LOB: 2 BB: 2 P: 32	R: 0 E: 1 K: 2 S: 11	H: 0 LOB: 1 BB: 0 P: 18	R: 0 E: 0 K: 1 S: 16	H: 2 LOB: 3 BB: 1 P: 31	R: 5 E: 0 K: 2 S: 17	H: 3 LOB: 0 BB: 2 P: 31	R: 0 E: 0 K: 2 S: 11	H: 1 LOB: 1 BB: 0 P: 15	1B: 15 2B: 3 3B: 0 HR: 2	SF: 0 SAC: 2 DP: 1 HBP: 0	WP: 0 PB: 0 SB: 1 CS: 1	PA: 54		
PITCHER	IP WLS BF H R ER SO BB IBB HBP BLK WP HR S P ERA WHIP	IP WLS BF H R ER SO BB IBB HBP BLK WP HR S P ERA WHIP	IP WLS BF H R ER SO BB IBB HBP BLK WP HR S P ERA WHIP	IP WLS BF H R ER SO BB IBB HBP BLK WP HR S P ERA WHIP	IP WLS BF H R ER SO BB IBB HBP BLK WP HR S P ERA WHIP	IP WLS BF H R ER SO BB IBB HBP BLK WP HR S P ERA WHIP	IP WLS BF H R ER SO BB IBB HBP BLK WP HR S P ERA WHIP	IP WLS BF H R ER SO BB IBB HBP BLK WP HR S P ERA WHIP	IP WLS BF H R ER SO BB IBB HBP BLK WP HR S P ERA WHIP	IP WLS BF H R ER SO BB IBB HBP BLK WP HR S P ERA WHIP	IP WLS BF H R ER SO BB IBB HBP BLK WP HR S P ERA WHIP	IP WLS BF H R ER SO BB IBB HBP BLK WP HR S P ERA WHIP	IP WLS BF H R ER SO BB IBB HBP BLK WP HR S P ERA WHIP	IP WLS BF H R ER SO BB IBB HBP BLK WP HR S P ERA WHIP	IP WLS BF H R ER SO BB IBB HBP BLK WP HR S P ERA WHIP	IP WLS BF H R ER SO BB IBB HBP BLK WP HR S P ERA WHIP	IP WLS BF H R ER SO BB IBB HBP BLK WP HR S P ERA WHIP	IP WLS BF H R ER SO BB IBB HBP BLK WP HR S P ERA WHIP	IP WLS BF H R ER SO BB IBB HBP BLK WP HR S P ERA WHIP	IP WLS BF H R ER SO BB IBB HBP BLK WP HR S P ERA WHIP	IP WLS BF H R ER SO BB IBB HBP BLK WP HR S P ERA WHIP	IP WLS BF H R ER SO BB IBB HBP BLK WP HR S P ERA WHIP	IP WLS BF H R ER SO BB IBB HBP BLK WP HR S P ERA WHIP	IP WLS BF H R ER SO BB IBB HBP BLK WP HR S P ERA WHIP
Aaron Sele, R ERA: 4.74	(1, 1)	4.2	L	29	13	6	4	2	3	0	0	0	0	0	0	0	0	1	67	103	7.71	3.429		
Kevin Gregg, R ERA: 3.49	(5, 1)	2.1		13	3	0	0	3	1	1	0	0	0	0	0	0	0	0	33	62	0.00	1.714		
Matt Hensley, R ERA: 6.63	(8, 1)	2.0		12	4	5	5	4	2	0	0	0	0	0	0	0	0	1	28	46	22.50	3.000		

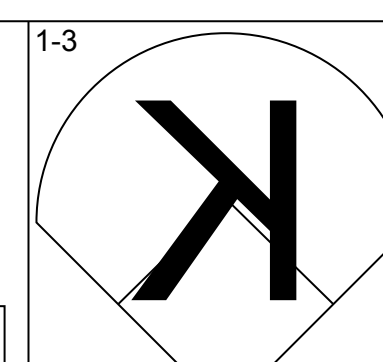
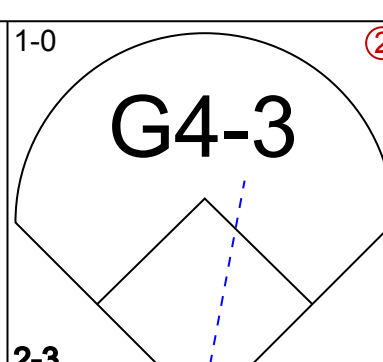
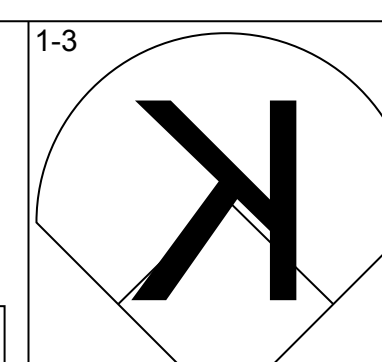
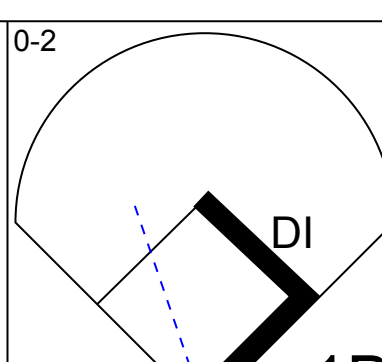
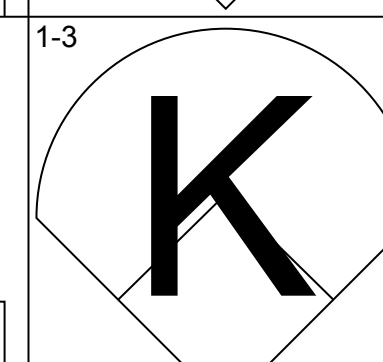
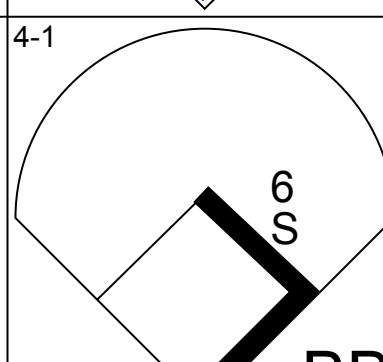
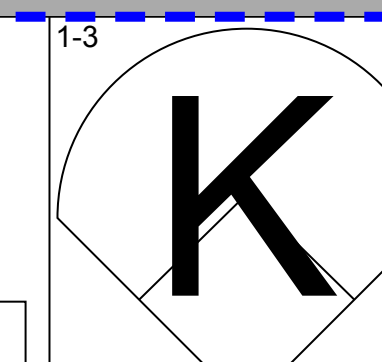
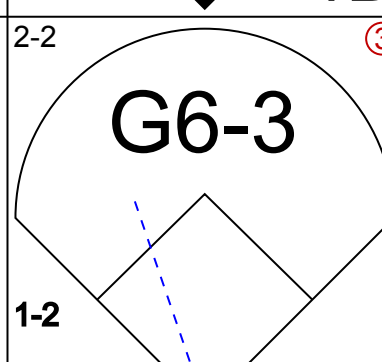
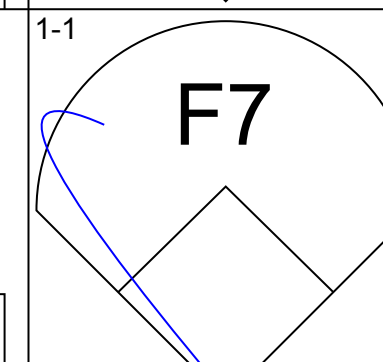
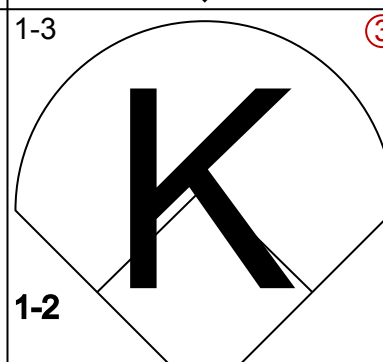
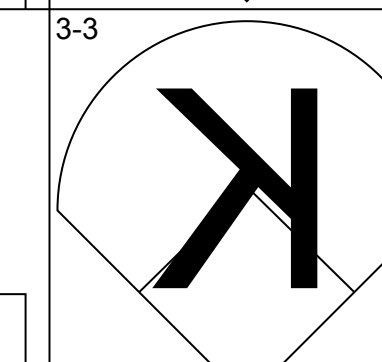
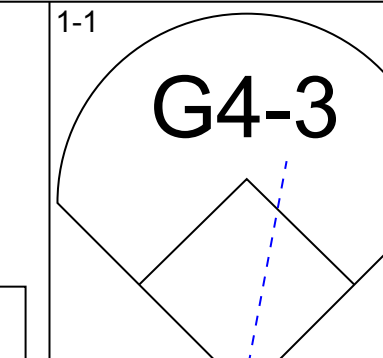
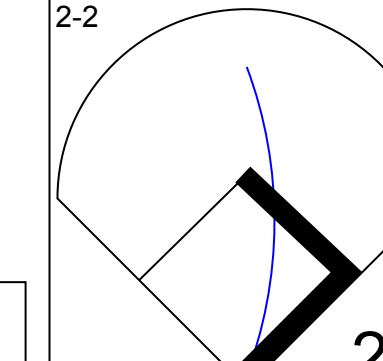


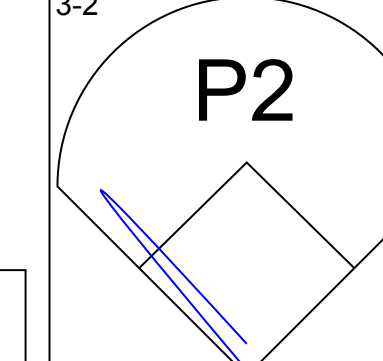
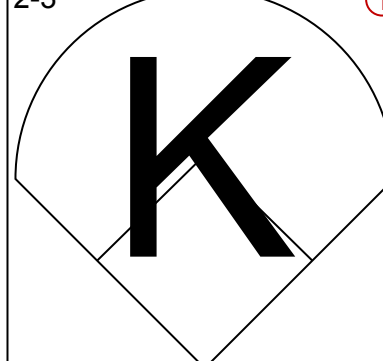
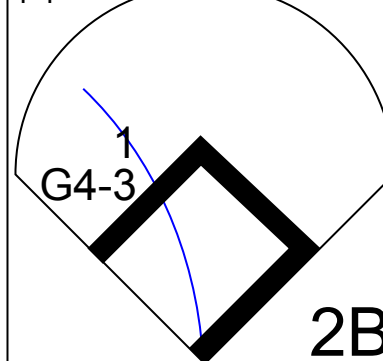
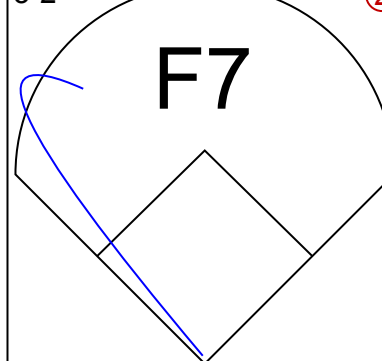
AB 45
R 11
H 20
RBI 11
BB 7
SO 9
LOB 32



Batter	1	2	3	4	5	6	7	8	9	AB	R	H	RBI	BB	SO	LOB	BOTTOM							
David Eckstein, R OBP: 0.354, SLG: 0.347										4	1	1	0	0	1	2	Baltimore Orioles @ Anaheim Angels Angel Stadium of Anaheim, Anaheim, CA Tue Aug 10 2004, 7:05 PM PDT Att: 43,068 - Sunny - 82 F							
Jeff DaVanon, S OBP: 0.378, SLG: 0.411										5	1	1	1	0	0	2								
9 Chone Figgins, S OBP: 0.358, SLG: 0.427										3	0	0	0	1	0	1								
27 Vladimir Guerrero, R OBP: 0.375, SLG: 0.559										0	0	0	0	0	0	0								
Curtis Pride, L OBP: 0.200, SLG: 0.200										3	0	0	1	1	0	1								
16 Garret Anderson, L OBP: 0.350, SLG: 0.424										3	0	0	1	1	0	1								
Jose Guillen, R OBP: 0.370, SLG: 0.523										3	0	0	0	1	0	3								
Alfredo Amezaga, S OBP: 0.200, SLG: 0.160										0	0	0	0	0	0	0								
Darin Erstad, L OBP: 0.354, SLG: 0.407										2	1	1	0	2	0	0								
39 Robb Quinlan, R OBP: 0.403, SLG: 0.528										3	0	2	0	1	0	2								
Adam Kennedy, L OBP: 0.327, SLG: 0.366										4	0	0	0	0	0	6								
Josh Paul, R OBP: 0.340, SLG: 0.383										4	0	1	1	0	1	1								
Inning Stats	R: 2 E: 1 K: 0 S: 16	H: 2 LOB: 2 BB: 1 P: 26	R: 0 E: 0 K: 1 S: 8	H: 0 LOB: 0 BB: 0 P: 12	R: 0 E: 0 K: 0 S: 5	H: 0 LOB: 1 BB: 1 P: 13	R: 0 E: 0 K: 0 S: 15	H: 2 LOB: 2 BB: 1 P: 24	R: 0 E: 0 K: 0 S: 3	H: 0 LOB: 1 BB: 1 P: 9	R: 0 E: 0 K: 1 S: 14	H: 0 LOB: 1 BB: 1 P: 23	R: 0 E: 0 K: 0 S: 8	H: 0 LOB: 0 BB: 0 P: 12	R: 0 E: 0 K: 0 S: 12	H: 2 LOB: 2 BB: 1 P: 20	R: 0 E: 0 K: 1 S: 9	H: 0 LOB: 0 BB: 0 P: 13	1B: 4 2B: 1 3B: 1 HR: 0	SF: 0 SAC: 0 DP: 2 HBP: 0	WP: 0 PB: 0 SB: 0 CS: 0	PA: 38		
PITCHER	IP WLS BF H R ER SO BB IBB HBP BLK WP HR S P ERA WHIP	IP WLS BF H R ER SO BB IBB HBP BLK WP HR S P ERA WHIP	IP WLS BF H R ER SO BB IBB HBP BLK WP HR S P ERA WHIP	IP WLS BF H R ER SO BB IBB HBP BLK WP HR S P ERA WHIP	IP WLS BF H R ER SO BB IBB HBP BLK WP HR S P ERA WHIP	IP WLS BF H R ER SO BB IBB HBP BLK WP HR S P ERA WHIP	IP WLS BF H R ER SO BB IBB HBP BLK WP HR S P ERA WHIP	IP WLS BF H R ER SO BB IBB HBP BLK WP HR S P ERA WHIP	IP WLS BF H R ER SO BB IBB HBP BLK WP HR S P ERA WHIP	IP WLS BF H R ER SO BB IBB HBP BLK WP HR S P ERA WHIP	IP WLS BF H R ER SO BB IBB HBP BLK WP HR S P ERA WHIP	IP WLS BF H R ER SO BB IBB HBP BLK WP HR S P ERA WHIP	IP WLS BF H R ER SO BB IBB HBP BLK WP HR S P ERA WHIP	IP WLS BF H R ER SO BB IBB HBP BLK WP HR S P ERA WHIP	IP WLS BF H R ER SO BB IBB HBP BLK WP HR S P ERA WHIP	IP WLS BF H R ER SO BB IBB HBP BLK WP HR S P ERA WHIP	IP WLS BF H R ER SO BB IBB HBP BLK WP HR S P ERA WHIP	IP WLS BF H R ER SO BB IBB HBP BLK WP HR S P ERA WHIP	IP WLS BF H R ER SO BB IBB HBP BLK WP HR S P ERA WHIP	IP WLS BF H R ER SO BB IBB HBP BLK WP HR S P ERA WHIP	IP WLS BF H R ER SO BB IBB HBP BLK WP HR S P ERA WHIP	IP WLS BF H R ER SO BB IBB HBP BLK WP HR S P ERA WHIP	IP WLS BF H R ER SO BB IBB HBP BLK WP HR S P ERA WHIP	IP WLS BF H R ER SO BB IBB HBP BLK WP HR S P ERA WHIP
40 Daniel Cabrera, R ERA: 3.71	(1, 1)	6.0	W	27	4	3	3	2	5	0	0	0	0	0	0	0	0	0	61	107	4.50	1.500		
Todd Williams, R ERA: 3.24	(7, 1)	2.0	H	8	2	0	0	0	1	0	0	0	0	0	0	0	0	0	20	32	0.00	1.500		
Eddy Rodriguez, R ERA: 4.22	(9, 1)	1.0		3	0	0	0	1	0	0	0	0	0	0	0	0	0	0	9	13	0.00	0.000		

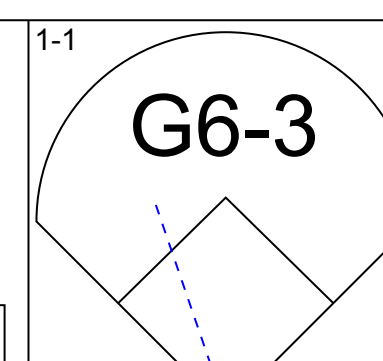
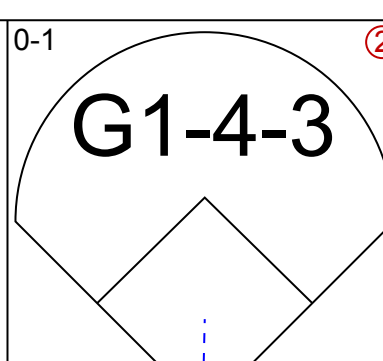
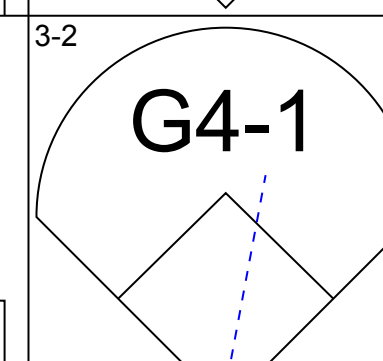
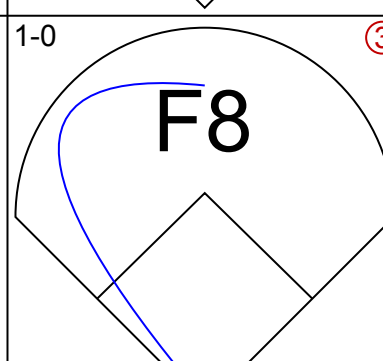
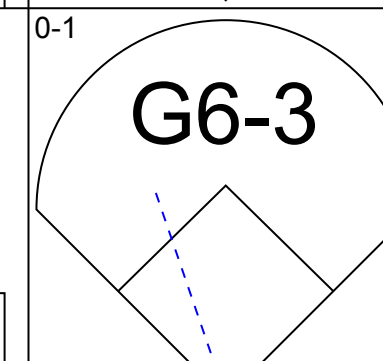
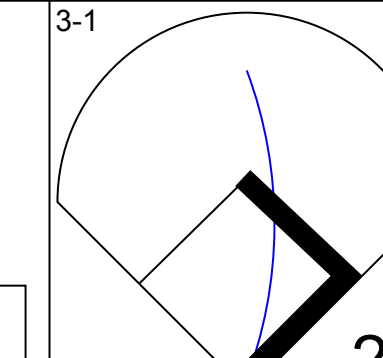
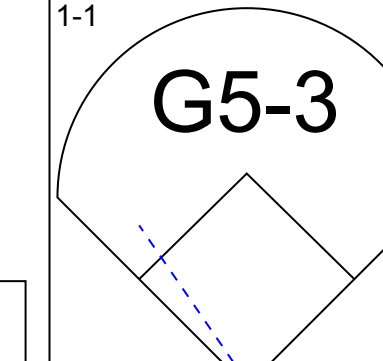
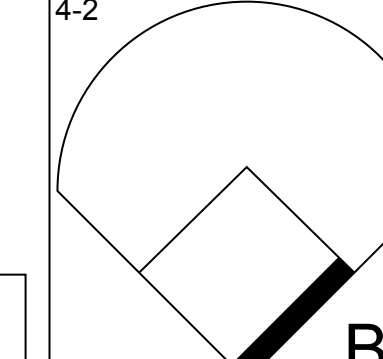

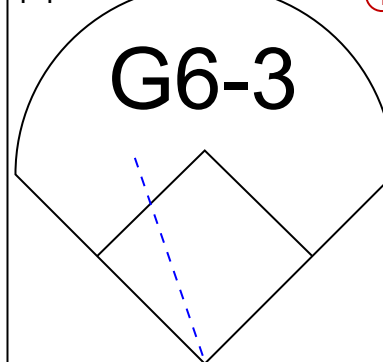
AB 32
R 3
H 6
RBI 3
BB 6
SO 3
LOB 18



Batter	1	2	3	4	5	6	7	8	9	AB	R	H	RBI	BB	SO	LOB	TOP					
1 Brian Roberts, S (1, 4) OBP: 0.345, SLG: 0.365										5	1	2	0	0	2	2	Baltimore Orioles @ Anaheim Angels Angel Stadium of Anaheim, Anaheim, CA Wed Aug 11 2004, 7:05 PM PDT Att: 41,446 - Sunny - 79 F					
David Newhan, L (1, 10) OBP: 0.411, SLG: 0.516										4	0	1	1	1	2	1						
6 Melvin Mora, R (1, 5) OBP: 0.433, SLG: 0.591										4	0	0	0	0	2	3						
10 Miguel Tejada, R (1, 6) OBP: 0.364, SLG: 0.544										4	0	1	0	0	1	0						
Rafael Palmeiro, L (1, 3) OBP: 0.361, SLG: 0.405										3	0	2	0	1	0	0						
Javy Lopez, R (1, 2) OBP: 0.370, SLG: 0.496										4	0	1	0	0	2	4						
B.J. Surhoff, L (1, 9) OBP: 0.381, SLG: 0.465										3	1	1	1	1	0	2						
Larry Bigbie, L (1, 7) OBP: 0.326, SLG: 0.422										3	0	0	0	0	2	0						
Jerry Hairston, R (1, 8) OBP: 0.379, SLG: 0.409										4	0	1	0	0	0	1						
Inning Stats	R: 0 E: 0 K: 2 S: 8	H: 0 LOB: 0 BB: 0 P: 11	R: 0 E: 0 K: 1 S: 11	H: 1 LOB: 1 BB: 0 P: 19	R: 0 E: 0 K: 2 S: 11	H: 1 LOB: 2 BB: 1 P: 20	R: 0 E: 0 K: 0 S: 8	H: 1 LOB: 1 BB: 0 P: 13	R: 1 E: 1 K: 0 S: 8	H: 2 LOB: 1 BB: 0 P: 13	R: 0 E: 0 K: 1 S: 6	H: 1 LOB: 0 BB: 0 P: 9	R: 0 E: 0 K: 1 S: 12	H: 0 LOB: 1 BB: 1 P: 20	R: 0 E: 0 K: 3 S: 16	H: 1 LOB: 2 BB: 1 P: 27	R: 1 E: 0 K: 1 S: 18	H: 2 LOB: 1 BB: 0 P: 28	1B: 5 2B: 3 3B: 0 HR: 1	SF: 0 SAC: 1 DP: 1 HBP: 0	WP: 0 PB: 0 SB: 2 CS: 0	PA: 38
PITCHER	IP	WLS	BF	H	R	ER	SO	BB	IBB	HBP	BLK	WP	HR	S	P	ERA	WHIP					
45 Kelvim Escobar, R (1, 1) ERA: 4.01	7.0	W	28	6	1	1	7	2	0	0	0	0	0	64	105	1.29	1.143					
Francisco Rodriguez, R (8, 1) ERA: 1.67	1.0	H	5	1	0	0	3	1	0	0	0	0	0	16	27	0.00	2.000					
Troy Percival, R (9, 1) ERA: 3.51	1.0	S	5	2	1	1	1	0	0	0	0	0	1	18	28	9.00	2.000					

AB	34
R	2
H	9
RBI	2
BB	3
SO	11
LOB	13




Batter	1	2	3	4	5	6	7	8	9	AB	R	H	RBI	BB	SO	LOB	BOTTOM					
David Eckstein, R (1, 6) OBP: 0.351, SLG: 0.344										4	1	0	0	0	0	2	Baltimore Orioles @ Anaheim Angels Angel Stadium of Anaheim, Anaheim, CA Wed Aug 11 2004, 7:05 PM PDT Att: 41,446 - Sunny - 79 F					
9 Chone Figgins, S (1, 4) OBP: 0.355, SLG: 0.423										4	0	0	0	0	1	3						
27 Vladimir Guerrero, R (1, 9) OBP: 0.376, SLG: 0.564										3	2	1	1	1	1	0						
16 Garret Anderson, L (1, 8) OBP: 0.355, SLG: 0.433										4	0	3	2	0	0	0						
Jose Guillen, R (1, 7) OBP: 0.371, SLG: 0.524										3	0	1	1	1	1	2						
Darin Erstad, L (1, 3) OBP: 0.356, SLG: 0.405										2	0	0	0	2	0	3						
39 Robb Quinlan, R (1, 5) OBP: 0.298, SLG: 0.320										3	0	0	0	0	1	5						
Alfredo Amezaga, S (8, 5) OBP: 0.198, SLG: 0.158										1	0	0	0	0	0	0						
Tim Salmon, R (1, 10) OBP: 0.298, SLG: 0.320										3	0	0	0	0	3	2						
Jeff DaVanon, S (8, PH) OBP: 0.376, SLG: 0.409										1	0	0	0	0	0	0						
Jose Molina, R (1, 2) OBP: 0.282, SLG: 0.359										3	1	1	0	1	1	0						
Inning Stats	R: 0 E: 0 K: 0 S: 8	H: 0 LOB: 0 BB: 0 P: 12	R: 0 E: 0 K: 2 S: 14	H: 1 LOB: 2 BB: 1 P: 27	R: 0 E: 0 K: 0 S: 5	H: 0 LOB: 0 BB: 0 P: 7	R: 0 E: 0 K: 1 S: 9	H: 0 LOB: 2 BB: 2 P: 19	R: 0 E: 0 K: 2 S: 12	H: 0 LOB: 1 BB: 1 P: 22	R: 1 E: 0 K: 1 S: 8	H: 2 LOB: 1 BB: 0 P: 14	R: 3 E: 1 K: 1 S: 14	H: 3 LOB: 2 BB: 1 P: 27	R: 0 E: 0 K: 1 S: 6	H: 0 LOB: 0 BB: 0 P: 9	R: 0 E: 0 K: 1 S: 18	H: 0 LOB: 0 BB: 0 P: 28	1B: 2 2B: 3 3B: 0 HR: 1	SF: 0 SAC: 0 DP: 0 HBP: 0	WP: 0 PB: 1 SB: 0 CS: 0	PA: 36
PITCHER	IP	WLS	BF	H	R	ER	SO	BB	IBB	HBP	BLK	WP	HR	S	P	ERA	WHIP					
45 Erik Bedard, L (1, 1) ERA: 4.32	5.2	L	24	3	1	1	6	4	0	0	0	0	0	9	16	9.00	1.000					
Jason Grimsley, R (6, 1) ERA: 3.99	1.0	L	5	1	2	1	1	0	0	0	0	0	0	7	14	0.00	6.000					
B.J. Ryan, L (7, 1) ERA: 1.75	0.1		4	2	1	0	0	0	1	0	0	0	0	6	9	0.00	0.000					
Eddy Rodriguez, R (8, 1) ERA: 4.09	1.0		3	0	0	0	1	0	0	0	0	0	0	6	9	0.00	0.000					



Batter	1	2	3	4	5	6	7	8	9	AB	R	H	RBI	BB	SO	LOB	TOP					
20 Omar Infante, R OBP: 0.336, SLG: 0.464	K		K	FC5		G4-3		SH1-4		4	0	0	0	0	2	5						
9 Carlos Guillen, S OBP: 0.365, SLG: 0.549	K		F7					K		4	0	1	0	1	2	2						
Ivan Rodriguez, R OBP: 0.384, SLG: 0.519	G6-3									4	0	1	0	1	0	4						
Dmitri Young, S OBP: 0.358, SLG: 0.485			G3					K		5	0	1	0	0	2	4						
Rondell White, R OBP: 0.346, SLG: 0.478										5	1	3	0	0	0	1						
Jason Smith, L OBP: 0.333, SLG: 0.609										0	1	0	0	0	0	0						
Bobby Higginson, L OBP: 0.342, SLG: 0.348										0	0	0	0	0	0	0						
Carlos Pena, L OBP: 0.318, SLG: 0.439										4	1	0	0	1	2	2						
Craig Monroe, R OBP: 0.321, SLG: 0.415										4	2	2	1	1	1	3						
15 Brandon Inge, R OBP: 0.348, SLG: 0.475										4	0	4	3	1	0	0						
Nook Logan, S OBP: 0.439, SLG: 0.486										3	0	2	1	1	1	1						
Inning Stats	R: 0 E: 0 K: 2 S: 8	H: 0 LOB: 0 BB: 0 P: 10	R: 2 E: 0 K: 3 S: 17	H: 2 LOB: 1 BB: 1 P: 28	R: 0 E: 0 K: 1 S: 10	H: 1 LOB: 1 BB: 0 P: 13	R: 0 E: 0 K: 0 S: 17	H: 0 LOB: 3 BB: 3 P: 32	R: 0 E: 0 K: 0 S: 8	H: 2 LOB: 1 BB: 0 P: 13	R: 1 E: 0 K: 1 S: 12	H: 3 LOB: 3 BB: 1 P: 22	R: 0 E: 0 K: 1 S: 11	H: 1 LOB: 0 BB: 0 P: 17	R: 0 E: 0 K: 2 S: 17	H: 2 LOB: 3 BB: 1 P: 28	R: 2 E: 0 K: 0 S: 9	H: 3 LOB: 1 BB: 0 P: 11	1B: 10 2B: 6 3B: 0 HR: 0	SF: 1 SAC: 1 DP: 2 HBP: 0	WP: 1 PB: 1 SB: 0 CS: 0	PA: 45
PITCHER	IP	WLS	BF	H	R	ER	SO	BB	IBB	HBP	BLK	WP	HR	S	P	ERA	WHIP					
41 John Lackey, R ERA: 4.88	5.1		26	7	3	3	7	4	0	0	0	1	0	67	107	5.06	2.062					
62 Scot Shields, R ERA: 3.01	2.1		13	4	0	0	2	2	0	0	0	0	0	29	50	0.00	2.571					
Brendan Donnelly, R ERA: 2.88	0.1		1	0	0	0	1	0	0	0	0	0	0	4	6	0.00	0.000					
Troy Percival, R ERA: 3.93	1.0	L	5	3	2	2	0	0	0	0	0	0	0	9	11	18.00	3.000					

Detroit Tigers @ Anaheim Angels
Angel Stadium of Anaheim, Anaheim, CA
Fri Aug 13 2004, 7:05 PM PDT
Att: 43,580 - Sunny - 76 F


AB 37
R 5
H 14
RBI 5
BB 6
SO 10
LOB 22



Batter	1	2	3	4	5	6	7	8	9	AB	R	H	RBI	BB	SO	LOB	BOTTOM					
David Eckstein, R OBP: 0.343, SLG: 0.336	G6-3									5	0	0	0	0	0	5						
9 Chone Figgins, S OBP: 0.363, SLG: 0.419										4	1	0	0	1	1	1						
27 Vladimir Guerrero, R OBP: 0.377, SLG: 0.565										5	0	2	2	0	0	1						
16 Garret Anderson, L OBP: 0.355, SLG: 0.431										5	0	1	0	0	0	2						
Jose Guillen, R OBP: 0.367, SLG: 0.523										4	0	0	0	0	1	3						
Darin Erstad, L OBP: 0.359, SLG: 0.410										4	0	2	0	0	0	0						
39 Robb Quinlan, R OBP: 0.388, SLG: 0.503										4	1	2	0	0	1	1						
Jeff DaVanon, S OBP: 0.376, SLG: 0.405										4	0	1	0	0	1	3						
Josh Paul, R OBP: 0.327, SLG: 0.367										2	0	0	0	0	2	4						
Curtis Pride, L OBP: 0.273, SLG: 0.273										1	1	1	0	0	0	0						
José Molina, R OBP: 0.279, SLG: 0.351										0	0	0	0	1	0	0						
Inning Stats	R: 0 E: 0 K: 1 S: 9	H: 1 LOB: 2 BB: 1 P: 16	R: 0 E: 1 K: 2 S: 13	H: 1 LOB: 2 BB: 0 P: 18	R: 0 E: 0 K: 0 S: 10	H: 0 LOB: 0 BB: 0 P: 14	R: 0 E: 0 K: 1 S: 13	H: 2 LOB: 2 BB: 0 P: 21	R: 1 E: 1 K: 0 S: 10	H: 1 LOB: 1 BB: 0 P: 15	R: 0 E: 0 K: 1 S: 8	H: 0 LOB: 0 BB: 0 P: 13	R: 1 E: 0 K: 0 S: 15	H: 2 LOB: 1 BB: 0 P: 21	R: 1 E: 1 K: 0 S: 11	H: 2 LOB: 2 BB: 1 P: 20	R: 0 E: 0 K: 1 S: 6	H: 0 LOB: 0 BB: 0 P: 8	1B: 7 2B: 1 3B: 1 HR: 0	SF: 0 SAC: 0 DP: 0 HBP: 0	WP: 1 PB: 0 SB: 1 CS: 0	PA: 40
PITCHER	IP	WLS	BF	H	R	ER	SO	BB	IBB	HBP	BLK	WP	HR	S	P	ERA	WHIP					
38 Jeremy Bonderman, R ERA: 5.81	6.0		27	6	2	1	5	1	0	0	0	0	0	66	102	1.50	1.167					
Esteban Yan, R ERA: 3.59	2.0	W	10	3	1	0	0	1	0	0	0	1	0	23	36	0.00	2.000					
Ugueth Urbina, R ERA: 3.91	1.0	S	3	0	0	0	1	0	0	0	0	0	0	6	8	0.00	0.000					

Detroit Tigers @ Anaheim Angels
Angel Stadium of Anaheim, Anaheim, CA
Fri Aug 13 2004, 7:05 PM PDT
Att: 43,580 - Sunny - 76 F

AB 38
R 3
H 9
RBI 2
BB 2
SO 6
LOB 20



Batter	1	2	3	4	5	6	7	8	9	AB	R	H	RBI	BB	SO	LOB	TOP								
David Eckstein, R (1, 6) OBP: 0.346, SLG: 0.343	F8		1-1 1-H 1B		2-1 HR 1B		1-2 L3		1-0 P5	5	1	2	1	0	0	1	Anaheim Angels @ Tampa Bay Devil Rays Tropicana Field, St. Petersburg, FL Tue Aug 17 2004, 7:15 PM EDT Att: 9,537 - Dome - 72 F								
Darin Erstad, L (1, 3) OBP: 0.360, SLG: 0.422	BB		1-3 SAFE K		2-1 1-H HR		3-2 F7			3	1	1	2	1	1	1									
27 Vladimir Guerrero, R (1, 9) OBP: 0.376, SLG: 0.561	P6		0-2 SAFE K		0-0 1B		1-2 G3-1			4	0	1	0	0	1	2									
16 Garret Anderson, L (1, 8) OBP: 0.351, SLG: 0.425	G4-3		1-2 SAFE K		2-2 1B			2-2 G4-3		4	0	1	0	0	0	2									
Jose Guillen, R (1, 10) OBP: 0.364, SLG: 0.523		0-1 P6		2-2 G5-3	0-0 G5-3			0-0 G6-3		4	0	0	0	0	0	2									
Jeff DaVanon, S (1, 7) OBP: 0.376, SLG: 0.404	FC6-4 1B		1-1 F8		0-0 G3 1B			0-3 K		4	0	2	0	0	1	0									
Adam Kennedy, L (1, 4) OBP: 0.321, SLG: 0.359	F8		0-0 F9		2-0 G3			2-2 9 DI 1B		4	0	1	0	0	0	2									
José Molina, R (1, 2) OBP: 0.276, SLG: 0.345 Curtis Pride, L (9, PH) OBP: 0.231, SLG: 0.231	FC6-4 1-2		2-1 G6-3		2-3 K			1-0 F8		3	0	0	0	0	1	2									
9 Chone Figgins, S (1, 5) OBP: 0.358, SLG: 0.429			0-1 E S 1B		0-1 P6		1-1 G4-3		0-2 G4-3	4	1	1	0	0	0	2									
Inning Stats	R: 0 E: 0 K: 0 S: 8	H: 0 LOB: 1 BB: 1 P: 17	R: 0 E: 0 K: 0 S: 9	H: 1 LOB: 1 BB: 0 P: 13	R: 1 E: 0 K: 2 S: 13	H: 2 LOB: 1 BB: 0 P: 15	R: 0 E: 0 K: 0 S: 6	H: 0 LOB: 0 BB: 0 P: 9	R: 2 E: 0 K: 0 S: 14	H: 4 LOB: 2 BB: 0 P: 22	R: 0 E: 0 K: 1 S: 7	H: 1 LOB: 1 BB: 0 P: 12	R: 0 E: 0 K: 0 S: 9	H: 0 LOB: 0 BB: 0 P: 14	R: 0 E: 0 K: 1 S: 7	H: 0 LOB: 0 BB: 0 P: 9	R: 0 E: 0 K: 0 S: 8	H: 1 LOB: 1 BB: 0 P: 12	1B: 8 2B: 0 3B: 0 HR: 1	SF: 0 SAC: 0 DP: 0 HBP: 0	WP: 0 PB: 0 SB: 1 CS: 0	PA: 37			
PITCHER	IP	WLS	BF	H	R	ER	SO	BB	IBB	HBP	BLK	WP	HR	S	P	ERA	WHIP								
Dewon Brazelton, R (1, 1) ERA: 3.49	5.1	W	25	8	3	3	3	1	0	0	0	0	1	52	80	5.06	1.688								
Jesus Colome, R (6, 1) ERA: 3.0	2.2	H	8	0	0	0	2	0	0	0	0	0	0	21	31	0.00	0.000								
Danys Baez, R (9, 1) ERA: 2.98	1.0	4	1	0	0	0	0	0	0	0	0	0	0	8	12	0.00	1.000								

Batter	1	2	3	4	5	6	7	8	9	AB	R	H	RBI	BB	SO	LOB	BOTTOM								
13 Carl Crawford, L (1, 7) OBP: 0.331, SLG: 0.444	S 1B BB		3-1 F7		4-1 1B SF8 BB		1-2 S 1B		3-2 L9	3	2	1	0	2	0	2	Anaheim Angels @ Tampa Bay Devil Rays Tropicana Field, St. Petersburg, FL Tue Aug 17 2004, 7:15 PM EDT Att: 9,537 - Dome - 72 F								
B.J. Upton, R (1, 6) OBP: 0.386, SLG: 0.548	F9		3-2 HR		1-0 P4		1-3 K		2-2 1B 2B	5	2	2	2	0	1	3									
Aubrey Huff, L (1, 10) OBP: 0.354, SLG: 0.485	F7		3-1 F7		0-0 HBP 2B 1B		1-1 P5		0-2 1B	5	1	2	2	0	0	2									
Tino Martinez, L (1, 3) OBP: 0.374, SLG: 0.476	1B		4-2 FC4-8 BB		2-1 2B HBP		1-3 K		2-3 K	3	1	1	1	1	2	1									
Julio Lugo, R (1, 4) OBP: 0.342, SLG: 0.408	1B		1-2 FC4-6		0-0 SF8		1-3 K			3	0	1	1	0	1	1									
Toby Hall, R (1, 2) OBP: 0.317, SLG: 0.393	F7		3-2 G5-3		3-1 2B		0-0 F7			4	0	1	2	0	0	2									
José Cruz Jr., S (1, 9) OBP: 0.352, SLG: 0.437		2-3 K		1-3 K	4-0 IBB			4-2 HBP 2B BB		2	1	0	0	2	2	0									
3 Jorge Cantu, R (1, 5) OBP: 0.283, SLG: 0.413		1-0 G1-3		3-2 2B	0-3 K			1-3 K		4	0	1	0	0	2	3									
Joey Gathright, L (1, 8) OBP: 0.315, SLG: 0.245		0-3 K		3-2 L6		3-3 K		1-1 2B 1B HBP		3	1	0	0	0	2	1									
Inning Stats	R: 1 E: 0 K: 0 S: 16	H: 2 LOB: 2 BB: 1 P: 29	R: 0 E: 0 K: 2 S: 7	H: 0 LOB: 0 BB: 0 P: 10	R: 1 E: 0 K: 0 S: 14	H: 1 LOB: 1 BB: 1 P: 28	R: 0 E: 0 K: 1 S: 13	H: 1 LOB: 0 BB: 0 P: 23	R: 3 E: 0 K: 1 S: 10	H: 2 LOB: 2 BB: 2 P: 24	R: 0 E: 0 K: 2 S: 15	H: 1 LOB: 1 BB: 0 P: 21	R: 0 E: 0 K: 2 S: 8	H: 0 LOB: 0 BB: 0 P: 10	R: 3 E: 0 K: 2 S: 18	H: 2 LOB: 1 BB: 1 P: 31	R: 0 E: 0 K: 0 S: 8	H: 0 LOB: 0 BB: 0 P: 10	1B: 5 2B: 3 3B: 0 HR: 1	SF: 1 SAC: 0 DP: 0 HBP: 2	WP: 0 PB: 0 SB: 2 CS: 0	PA: 40			
PITCHER	IP	WLS	BF	H	R	ER	SO	BB	IBB	HBP	BLK	WP	HR	S	P	ERA	WHIP								
45 Kelvim Escobar, R (1, 1) ERA: 4.19	4.2	L	25	6	5	5	3	3	1	1	0	0	0	57	111	9.64	1.929								
Brendan Donnelly, R (5, 1) ERA: 2.66	1.1	5	1	0	0	3	0	0	0	0	0	0	0	18	24	0.00	0.750								
Kevin Gregg, R (7, 1) ERA: 3.89	2.0	10	2	3	3	4	1	0	1	0	0	0	0	26	41	13.50	1.500								

Batter	1	2	3	4	5	6	7	8	9	AB	R	H	RBI	BB	SO	LOB	TOP			
David Eckstein, R (1, 6) OBP: 0.345, SLG: 0.345	G6-3		1B 27 2B	SH5-4		G5-3		F9		4	1	1	0	0	0	1				
Darin Erstad, L (1, 3) OBP: 0.361, SLG: 0.420	G4-3		2B 27 16 SF9	K					E6 27 G6-3	4	1	1	1	0	1	2				
27 Vladimir Guerrero, R (1, 9) OBP: 0.377, SLG: 0.566	HR		1B	E3		F8			G6-3	5	1	2	2	0	0	3				
Jose Guillen, R (1, 7) OBP: 0.362, SLG: 0.518	F8		2B	G5-3					F8	4	0	0	0	1	0	2				
16 Garret Anderson, L (1, 8) OBP: 0.349, SLG: 0.424		K	SF9							3	0	1	1	0	1	0				
Tim Salmon, R (1, 10) OBP: 0.305, SLG: 0.322	F9		FC5-4							4	0	1	0	0	0	2				
9 Chone Figgins, S (1, 5) OBP: 0.355, SLG: 0.426	K									3	1	0	0	1	1	2				
Jose Molina, R (1, 2) OBP: 0.280, SLG: 0.348			F8							4	1	2	1	0	0	1				
Adam Kennedy, L (1, 4) OBP: 0.323, SLG: 0.357										2	1	0	0	2	0	1				
Inning Stats	R: 1 E: 0 K: 0 S: 13	H: 1 LOB: 0 BB: 0 P: 18	R: 0 E: 0 K: 2 S: 8	H: 0 LOB: 0 BB: 0 P: 13	R: 3 E: 0 K: 0 S: 14	H: 3 LOB: 2 BB: 2 P: 28	R: 2 E: 1 K: 1 S: 15	H: 1 LOB: 2 BB: 2 P: 27	R: 0 E: 0 K: 0 S: 6	H: 0 LOB: 1 BB: 0 P: 10	R: 0 E: 0 K: 0 S: 9	H: 0 LOB: 0 BB: 0 P: 12	R: 0 E: 0 K: 0 S: 7	H: 1 LOB: 1 BB: 0 P: 10	R: 0 E: 1 K: 0 S: 4	H: 0 LOB: 0 BB: 0 P: 6	1B: 5 2B: 2 3B: 0 HR: 1	SF: 1 SAC: 1 DP: 2 HBP: 1	WP: 0 PB: 0 SB: 1 CS: 1	PA: 40
PITCHER	IP	WLS	BF	H	R	ER	SO	BB	IBB	HBP	BLK	WP	HR	S	P	ERA	WHIP			
Mark Hendrickson, L (1, 1) ERA: 4.63	3.0	L	17	5	6	5	2	2	1	0	0	0	1	38	66	15.00	2.333			
Franklin Nunez, R (4, 1) ERA: 2.08	3.0		13	2	0	0	1	1	0	1	0	0	0	26	42	0.00	1.000			
Lance Carter, R (7, 1) ERA: 2.95	2.0		7	1	0	0	0	0	0	0	0	0	0	16	22	0.00	0.500			
Bobby Seay, L (9, 1) ERA: 1.59	1.0		3	0	0	0	0	0	0	0	0	0	0	4	6	0.00	0.000			

Anaheim Angels @ Tampa Bay Devil Rays
Tropicana Field, St. Petersburg, FL
Wed Aug 18, 2004, 7:05 PM EDT
Att: 10,731 - Dome - 72 F

livebaseballscorecards.com

AB 33
R 6
H 8
RBI 5
BB 4
SO 3
LOB 14



Batter	1	2	3	4	5	6	7	8	9	AB	R	H	RBI	BB	SO	LOB	BOTTOM					
13 Carl Crawford, L (1, 7) OBP: 0.328, SLG: 0.439	F8		P4			G2-3		FC1-6	G4-3	5	0	0	0	0	0	3						
B.J. Upton, R (1, 6) OBP: 0.375, SLG: 0.522	K			G4-3 1B		G1-3		F9		4	0	1	0	0	1	1						
Aubrey Huff, L (1, 3) OBP: 0.352, SLG: 0.480	G6-3			G4-3		K				4	0	0	0	0	2	1						
José Cruz Jr., S (1, 9) OBP: 0.354, SLG: 0.438		F7		L3		L9 G6-3 2B			D1 1B BB	3	2	1	0	1	0	1						
Julio Lugo, R (1, 10) OBP: 0.341, SLG: 0.405		G4-3				L9			P3	3	0	0	0	1	0	2						
Toby Hall, R (1, 2) OBP: 0.319, SLG: 0.391				F8		G6-3			3 2B BB	2	1	0	1	2	0	2						
Geoff Blum, S (1, 4) OBP: 0.247, SLG: 0.329		F8				G4-3		G3-1		4	1	1	1	0	0	1						
3 Jorge Cantu, R (1, 5) OBP: 0.280, SLG: 0.420			K			G6-3				4	0	1	2	0	1	0						
Joey Gathright, L (1, 8) OBP: 0.316, SLG: 0.250										3	0	1	0	0	1	0						
Tino Martinez, L (9, PH) OBP: 0.375, SLG: 0.476										0	0	0	0	1	0	0						
Damian Rolis, R (9, PR) OBP: 0.247, SLG: 0.198										0	0	0	0	0	0	0						
Inning Stats	R: 0 E: 0 K: 1 S: 7	H: 0 LOB: 0 BB: 0 P: 13	R: 0 E: 0 K: 0 S: 8	H: 0 LOB: 1 BB: 1 P: 17	R: 0 E: 0 K: 2 S: 11	H: 0 LOB: 0 BB: 0 P: 14	R: 0 E: 0 K: 0 S: 10	H: 1 LOB: 2 BB: 1 P: 18	R: 0 E: 0 K: 0 S: 10	H: 0 LOB: 0 BB: 0 P: 15	R: 0 E: 0 K: 1 S: 7	H: 0 LOB: 0 BB: 0 P: 7	R: 1 E: 0 K: 0 S: 10	H: 1 LOB: 0 BB: 0 P: 13	R: 0 E: 0 K: 0 S: 11	H: 1 LOB: 1 BB: 0 P: 13	R: 3 E: 0 K: 1 S: 20	H: 2 LOB: 2 BB: 3 P: 40	1B: 3 2B: 2 3B: 0 HR: 0	SF: 0 SAC: 0 DP: 0 HBP: 0	WP: 0 PB: 0 SB: 0 CS: 0	PA: 37
PITCHER	IP	WLS	BF	H	R	ER	SO	BB	IBB	HBP	BLK	WP	HR	S	P	ERA	WHIP					
40 Bartolo Colon, R (1, 1) ERA: 5.39	8.2	W	32	3	2	2	5	3	0	0	0	0	0	84	128	2.08	0.692					
Francisco Rodriguez, R (9, 1) ERA: 1.91	0.1		5	2	2	2	0	2	0	0	0	0	0	10	22	54.00	12.000					

Anaheim Angels @ Tampa Bay Devil Rays
Tropicana Field, St. Petersburg, FL
Wed Aug 18, 2004, 7:05 PM EDT
Att: 10,731 - Dome - 72 F

livebaseballscorecards.com

AB 32
R 4
H 5
RBI 4
BB 5
SO 5
LOB 11



Batter	1	2	3	4	5	6	7	8	9	AB	R	H	RBI	BB	SO	LOB	TOP					
David Eckstein, R OBP: 0.346, SLG: 0.345	F7		27 HR	P4		G6-3		HR		5	2	2	0	0	0	1	Anaheim Angels @ Tampa Bay Devil Rays Tropicana Field, St. Petersburg, FL Thu Aug 19 2004, 2:15 PM EDT Att. 9,720 - Dome - 72 F					
Darin Erstad, L OBP: 0.307, SLG: 0.435	16 BB		27 HR	E4			27 BB	HR		5	3	4	2	0	0	0						
27 Vladimir Guerrero, R OBP: 0.377, SLG: 0.571	F9		HR	F9			BB	G5-3		4	2	1	3	1	0	2						
16 Garret Anderson, L OBP: 0.350, SLG: 0.425	BB			2B		G4-3		P2		4	0	1	0	1	1	2						
Jose Guillen, R OBP: 0.360, SLG: 0.513	P3		G6-3	G6-3		K		K		4	1	0	0	1	2	3						
Tim Salmon, R OBP: 0.307, SLG: 0.324		E				K		K		5	0	2	0	0	3	3						
Adam Kennedy, L OBP: 0.324, SLG: 0.354	G4-3		F9			F7		HR		3	1	0	1	1	0	3						
Josh Paul, R OBP: 0.323, SLG: 0.411	E5		F8			G6-3		HR		5	1	2	4	0	1	4						
9 Chone Figgins, S OBP: 0.351, SLG: 0.421	F7-5-3			F7		G6-3		G4-3		5	0	0	0	0	1	4						
Inning Stats	R: 0 E: 0 K: 0 S: 10	H: 1 LOB: 2 BB: 1 P: 18	R: 0 E: 1 K: 0 S: 11	H: 1 LOB: 1 BB: 0 P: 18	R: 3 E: 0 K: 0 S: 20	H: 5 LOB: 2 BB: 0 P: 30	R: 0 E: 1 K: 0 S: 7	H: 0 LOB: 1 BB: 0 P: 11	R: 0 E: 0 K: 2 S: 8	H: 0 LOB: 0 BB: 0 P: 12	R: 0 E: 0 K: 0 S: 10	H: 1 LOB: 1 BB: 0 P: 13	R: 5 E: 0 K: 2 S: 20	H: 2 LOB: 0 BB: 3 P: 39	R: 2 E: 0 K: 1 S: 11	H: 2 LOB: 0 BB: 0 P: 17	R: 0 E: 0 K: 3 S: 13	H: 0 LOB: 1 BB: 0 P: 21	1B: 8 2B: 2 3B: 0 HR: 3	SF: 0 SAC: 0 DP: 1 HBP: 1	WP: 0 PB: 0 SB: 0 CS: 1	PA: 45
PITCHER	IP	WLS	BF	H	R	ER	SO	BB	IBB	HBP	BLK	WP	HR	S	P	ERA	WHIP					
Rob Bell, R ERA: 4.68	6.0	L	28	8	3	3	2	1	0	0	0	0	1	66	102	4.50	1.500					
Trever Miller, L ERA: 3.03	0.1		3	1	2	2	1	1	0	0	0	0	0	6	12	54.00	6.000					
Travis Harper, R ERA: 4.75	1.2		10	3	5	5	2	2	0	0	0	0	2	25	44	27.00	3.000					
Bobby Seay, L ERA: 1.46	1.0		4	0	0	0	3	0	0	1	0	0	0	13	21	0.00	0.000					

Batter	1	2	3	4	5	6	7	8	9	AB	R	H	RBI	BB	SO	LOB	BOTTOM				
13 Carl Crawford, L OBP: 0.329, SLG: 0.447	2B		K2-3			FC4-6		F7		5	1	2	3	0	1	5	Anaheim Angels @ Tampa Bay Devil Rays Tropicana Field, St. Petersburg, FL Thu Aug 19 2004, 2:15 PM EDT Att. 9,720 - Dome - 72 F				
B.J. Upton, R OBP: 0.356, SLG: 0.480	K			F9		FC4-6		E5		4	0	0	0	1	2	3					
Aubrey Huff, L OBP: 0.350, SLG: 0.480	G3			P4		FC4-6		FC6-4		5	1	1	0	0	0	3					
Tino Martinez, L OBP: 0.373, SLG: 0.475		L4		K		G5-3		WP		5	1	1	1	0	1	2					
José Cruz Jr., S OBP: 0.354, SLG: 0.444		K			G3-1		HR	1B		4	2	1	1	1	1	0					
Julio Lugo, R OBP: 0.340, SLG: 0.402		K			G6-3		K	1B		5	0	1	1	0	2	0					
Geoff Blum, S OBP: 0.258, SLG: 0.340							13 HR	1B		4	1	4	1	0	0	0					
3 Jorge Cantu, R OBP: 0.278, SLG: 0.407					F8		K	1B		4	0	1	0	0	2	3					
Brook Fordyce, R OBP: 0.244, SLG: 0.250			F9			13 FC4-6		K		4	1	2	0	0	1	4					
Inning Stats	R: 0 E: 0 K: 1 S: 9	H: 1 LOB: 0 BB: 0 P: 11	R: 0 E: 0 K: 2 S: 11	H: 0 LOB: 0 BB: 0 P: 17	R: 0 E: 0 K: 2 S: 10	H: 1 LOB: 1 BB: 0 P: 18	R: 0 E: 0 K: 1 S: 7	H: 0 LOB: 0 BB: 0 P: 11	R: 0 E: 0 K: 0 S: 7	H: 1 LOB: 1 BB: 1 P: 13	R: 4 E: 1 K: 2 S: 13	H: 4 LOB: 1 BB: 0 P: 24	R: 2 E: 0 K: 2 S: 22	H: 4 LOB: 3 BB: 1 P: 38	R: 1 E: 1 K: 0 S: 6	H: 1 LOB: 0 BB: 0 P: 13	1B: 8 2B: 3 3B: 0 HR: 2	SF: 0 SAC: 0 DP: 0 HBP: 0	WP: 1 PB: 0 SB: 1 CS: 0	PA: 42	
PITCHER	IP	WLS	BF	H	R	ER	SO	BB	IBB	HBP	BLK	WP	HR	S	P	ERA	WHIP				
41 John Lackey, R ERA: 4.87	6.2	W	29	8	4	4	8	1	0	0	0	1	0	63	104	5.40	1.350				
62 Scot Shields, R ERA: 3.14	0.2		7	4	2	2	1	1	0	0	0	1	0	16	30	27.00	7.500				
Francisco Rodriguez, R ERA: 2.0	1.2	S	6	1	1	1	1	0	0	0	0	0	0	13	24	5.40	0.600				

Batter	1	2	3	4	5	6	7	8	9	AB R H RBI BB SO LOB	TOP							
David Eckstein, R (1, 6) OBP: 0.349, SLG: 0.348	1-3 K	2-2 CS	0-2 1B		0-2 G3		0-0 E FC5-2 1B		0-1 FC2-6 1B	5 0 3 1 0 1 0	Anaheim Angels @ New York Yankees Yankee Stadium, Bronx, NY Fri Aug 20 2004, 7:05 PM EDT Att: 53,530 - Unknown - 85 F							
Darin Erstad, L (1, 3) OBP: 0.392, SLG: 0.429	3-2 G4-3		0-3 K		1-1 G4-3		1-1 E7 FC5-2 1B	0-0 FC2-6 FC5-4 1B	5 0 0 0 0 1 3									
27 Vladimir Guerrero, R (1, 9) OBP: 0.379, SLG: 0.571	0-0 1B		1-3 K			2-1 1B	4-0 FC5-2 1B	1-1 FC5-4 16 HR	4 1 2 0 1 1 2									
16 Garret Anderson, L (1, 10) OBP: 0.351, SLG: 0.435	0-0 1B		0-0 G4-3			2-0 F9	0-0 FC5-2	3-2 HR	5 1 2 2 0 0 5									
Jose Guillen, R (1, 7) OBP: 0.359, SLG: 0.510 Curtis Pride, L (9, 7) OBP: 0.231, SLG: 0.231	1-0 F9			1-2 F7		1-2 1B	1-1 P2	3-2 G6-3	5 0 1 0 0 0 5 0 0 0 0 0 0 0									
Jeff DaVanon, S (1, 8) OBP: 0.376, SLG: 0.403		2-1 P6		0-0 1B		1-1 F7		4-2 BB	3 0 1 0 1 0 1									
Adam Kennedy, L (1, 4) OBP: 0.325, SLG: 0.363		2-2 HR		0-1 1B			2-3 K	2-0 P5	4 1 2 1 0 1 1									
José Molina, R (1, 2) OBP: 0.280, SLG: 0.342		1-3 K		2-2 G1-6-4-3			4-2 9 1B BB	3-3 K	3 1 0 0 1 2 3									
9 Chone Figgins, S (1, 5) OBP: 0.352, SLG: 0.422	1-0 CS 1B				1-1 G5-3		2-1 1B	3-2 G5-3	4 1 2 0 0 0 1									
Inning Stats	R: 0 H: 2 E: 0 K: 1 S: 10	H: 2 R: 3 ER: 0 LOB: 0 BB: 0 P: 15	R: 1 H: 2 E: 0 K: 1 S: 12	H: 1 R: 0 ER: 0 LOB: 1 BB: 0 P: 12	R: 0 H: 2 E: 0 K: 0 S: 10	H: 0 R: 0 ER: 0 LOB: 0 BB: 0 P: 9	R: 0 H: 2 E: 0 K: 0 S: 8	H: 1 R: 1 ER: 0 LOB: 1 BB: 0 P: 14	R: 2 H: 2 E: 1 K: 1 S: 15	H: 2 R: 3 ER: 0 LOB: 3 BB: 2 P: 29	R: 0 H: 0 E: 0 K: 1 S: 11	H: 0 R: 0 ER: 0 LOB: 1 BB: 0 P: 23	R: 2 H: 2 E: 0 K: 0 S: 12	H: 2 R: 0 ER: 0 LOB: 0 BB: 0 P: 19	1B: 11 2B: 0 3B: 0 HR: 2	SF: 0 SAC: 0 DP: 1 HBP: 0	WP: 0 PB: 0 SB: 1 CS: 1	PA: 42
PITCHER	IP WLS BF H R ER SO BB IBB HBP BLK WP HR S P ERA WHIP											IP WLS BF H R ER SO BB IBB HBP BLK WP HR S P ERA WHIP						
Jon Lieber, R (1, 1) ERA: 4.67	6.1 L 30 11 3 2 5 1 1 0 0 0 0 1 70 107 2.84 1.895																	
C.J. Nitkowski, L (7, 1) ERA: 4.38	0.1 1 0 0 0 0 0 0 0 0 0 0 0 1 1 0.00 0.000																	
Scott Proctor, R (7, 1) ERA: 5.14	1.1 5 0 0 0 1 1 0 0 0 0 0 0 13 26 0.00 0.750																	
Paul Quantrill, R (9, 1) ERA: 3.91	1.0 5 2 2 2 0 0 0 0 0 0 0 0 1 12 19 18.00 2.000																	

Batter	1	2	3	4	5	6	7	8	9	AB R H RBI BB SO LOB	BOTTOM							
Bernie Williams, S (1, 8) OBP: 0.356, SLG: 0.422	1-0 F7		0-0 G3		2-2 F8			3-2 F8		4 0 0 0 0 0 0	Anaheim Angels @ New York Yankees Yankee Stadium, Bronx, NY Fri Aug 20 2004, 7:05 PM EDT Att: 53,530 - Unknown - 85 F							
2 Derek Jeter, R (1, 6) OBP: 0.328, SLG: 0.433	4-1 BB		3-1 2B		1-0 G4-3		0-1 P4	0-1 P4	3 0 1 0 1 0 0									
Gary Sheffield, R (1, 10) OBP: 0.403, SLG: 0.548	1-1 F7		1-2 K		0-1 CS 1B		2-2 F8	2-2 F8	4 0 1 0 0 1 2									
13 Alex Rodriguez, R (1, 5) OBP: 0.370, SLG: 0.521	4-1 BB		1-3 K		3-3 K		3-3 K	0-0 55 DI 1B	3 0 1 0 1 2 2									
55 Hideki Matsui, L (1, 7) OBP: 0.395, SLG: 0.527	0-0 L9			2-0 HBP		2-3 K		1-2 K	3 0 0 0 0 2 3									
20 Jorge Posada, S (1, 2) OBP: 0.411, SLG: 0.491		3-2 CS 1B		1-1 G6-3		0-0 G3-1			3 0 1 0 0 0 1									
John Olerud, L (1, 3) OBP: 0.360, SLG: 0.370		2-2 FC4-6 1B		1-0 G3		3-2 K			3 0 1 0 0 1 0									
Ruben Sierra, S (1, 9) OBP: 0.309, SLG: 0.491		3-2 FC4-6			1-1 F7		0-0 G3		3 0 0 0 0 0 1									
Miguel Cairo, R (1, 4) OBP: 0.326, SLG: 0.417 Kenny Lofton, L (8, PH) OBP: 0.341, SLG: 0.421 Enrique Wilson, S (9, 4) OBP: 0.261, SLG: 0.352		1-1 P3			0-2 F8		0-3 K		2 0 0 0 0 0 1 1 0 0 0 0 1 0 0 0 0 0 0 0 0									
Inning Stats	R: 0 H: 0 E: 0 K: 0 S: 6	H: 2 R: 0 ER: 0 LOB: 1 BB: 0 P: 20	R: 0 H: 1 E: 0 K: 2 S: 9	H: 0 R: 0 ER: 0 LOB: 0 BB: 0 P: 14	R: 0 H: 0 E: 0 K: 0 S: 3	H: 0 R: 0 ER: 0 LOB: 0 BB: 0 P: 7	R: 0 H: 1 E: 0 K: 1 S: 6	H: 0 R: 0 ER: 0 LOB: 0 BB: 0 P: 10	R: 0 H: 0 E: 0 K: 2 S: 8	H: 0 R: 0 ER: 0 LOB: 0 BB: 0 P: 13	R: 0 H: 0 E: 0 K: 1 S: 8	H: 0 R: 0 ER: 0 LOB: 1 BB: 0 P: 11	R: 0 H: 1 E: 0 K: 1 S: 9	H: 1 R: 0 ER: 0 LOB: 0 BB: 0 P: 12	1B: 4 2B: 2 3B: 0 HR: 0	SF: 0 SAC: 0 DP: 2 HBP: 1	WP: 0 PB: 0 SB: 1 CS: 2	PA: 32
PITCHER	IP WLS BF H R ER SO BB IBB HBP BLK WP HR S P ERA WHIP											IP WLS BF H R ER SO BB IBB HBP BLK WP HR S P ERA WHIP						
Ramon Ortiz, R (1, 1) ERA: 4.15	8.0 W 28 4 0 0 6 2 0 1 0 0 0 0 59 102 0.00 0.750																	
Troy Percival, R (9, 1) ERA: 3.72	1.0 4 1 0 0 1 0 0 0 0 0 0 0 9 12 0.00 1.000																	

Batter	1	2	3	4	5	6	7	8	9	AB	R	H	RBI	BB	SO	LOB	TOP										
David Eckstein, R (1, 6) OBP: 0.346, SLG: 0.345	F9		K2-3	SH5-4		G6-3		L4		4	0	0	0	0	1	1											
Darin Erstad, L (1, 3) OBP: 0.392, SLG: 0.428	F9		1B	K			27 S 2B	L4		5	1	2	0	0	1	2											
27 Vladimir Guerrero, R (1, 9) OBP: 0.379, SLG: 0.566	K		K				F9	16 2B		4	1	1	0	1	2	2											
16 Garret Anderson, L (1, 10) OBP: 0.355, SLG: 0.439		2B FC5 1B	F8	F8			2B FC4-2 IBB	1B FC1-2 2B		4	1	2	1	1	0	4											
Jose Guillen, R (1, 7) OBP: 0.361, SLG: 0.521										2	1	2	1	0	0	0											
Curtis Pride, L (4, 7) OBP: 0.313, SLG: 0.333	FC5 2B			HR			FC4-2 2B	FC1-2 1B HBP		2	0	1	1	0	1	0											
Jeff DaVanon, S (1, 8) OBP: 0.376, SLG: 0.416	K			HR			FC4-2	FC1-2 1B		5	1	2	1	0	2	4											
Adam Kennedy, L (1, 4) OBP: 0.326, SLG: 0.362		E IBB		E 9 1B			L9	FC1-2		4	1	1	0	1	0	5											
Bengie Molina, R (1, 2) OBP: 0.302, SLG: 0.433	FC5									5	0	0	1	0	0	6											
9 Chone Figgins, S (1, 5) OBP: 0.353, SLG: 0.423	K			SH5-4 9 1B			G6-3	F9		4	0	2	1	0	2	2											
				SH5-4 1B			K	CS 1B																			
Inning Stats	R: 0 E: 0 K: 1 S: 9	H: 0 LOB: 0 BB: 0 P: 12	R: 1 E: 1 K: 2 S: 12	H: 2 LOB: 2 BB: 1 P: 21	R: 0 E: 0 K: 2 S: 10	H: 1 LOB: 1 BB: 0 P: 16	R: 3 E: 1 K: 1 S: 18	H: 4 LOB: 3 BB: 1 P: 31	R: 0 E: 0 K: 1 S: 6	H: 0 LOB: 0 BB: 0 P: 8	R: 1 E: 0 K: 0 S: 11	H: 2 LOB: 2 BB: 1 P: 20	R: 0 E: 0 K: 0 S: 9	H: 1 LOB: 0 BB: 0 P: 11	R: 1 E: 0 K: 0 S: 13	H: 3 LOB: 3 BB: 0 P: 20	1B: 8 2B: 3 3B: 0 HR: 2	SF: 0 SAC: 1 DP: 0 HBP: 1	WP: 0 PB: 0 SB: 1 CS: 1	PA: 44							
PITCHER	IP	WLS	BF	H	R	ER	SO	BB	IBB	HBP	BLK	WP	HR	S	P	ERA	WHIP										
Esteban Loaiza, R (1, 1) ERA: 5.14	3.0	L	18	7	4	3	5	0	1	0	0	0	2	42	65	9.00	2.333										
Tanyon Sturtze, R (4, 1) ERA: 5.01	4.0		16	2	1	1	4	1	1	0	0	0	0	32	57	2.25	0.750										
Paul Quantrill, R (8, 1) ERA: 3.86	1.0		3	1	0	0	0	0	0	0	0	0	0	9	11	0.00	1.000										
C.J. Nitkowski, L (9, 1) ERA: 4.62	0.2		6	3	1	1	0	0	0	1	0	0	0	10	17	13.50	4.500										
Scott Proctor, R (9, 1) ERA: 5.09	0.1		1	0	0	0	0	0	0	0	0	0	0	3	3	0.00	0.000										

Anaheim Angels @ New York Yankees
Yankee Stadium, Bronx, NY
Sat Aug 21 2004, 1:05 PM EDT
Att: 54,008 - Overcast - 81 F

AB 39
R 6
H 13
RBI 6
BB 3
SO 9
LOB 26



Batter	1	2	3	4	5	6	7	8	9	AB	R	H	RBI	BB	SO	LOB	BOTTOM										
Kenny Lofton, L (1, 8) OBP: 0.339, SLG: 0.415	G4-3						FC4-6			3	0	0	0	1	0	1											
2 Derek Jeter, R (1, 6) OBP: 0.326, SLG: 0.431	G4-3			BB			K			4	0	1	0	0	2	2											
Gary Sheffield, R (1, 9) OBP: 0.404, SLG: 0.548	FC5-4 13 1B						1B			4	0	2	0	0	1	1											
13 Alex Rodriguez, R (1, 5) OBP: 0.369, SLG: 0.519	FC5-4 1-2 1B						F9			4	0	1	0	0	0	3											
55 Hideki Matsui, L (1, 7) OBP: 0.392, SLG: 0.523		F8					F7			4	0	0	0	0	0	1											
Bernie Williams, S (1, 10) OBP: 0.355, SLG: 0.420							K			4	0	1	0	0	2	1											
John Olerud, L (1, 3) OBP: 0.358, SLG: 0.368		L8-3					F9			4	0	1	0	0	0	1											
Enrique Wilson, S (1, 4) OBP: 0.258, SLG: 0.347										3	0	0	0	0	1	2											
Ruben Sierra, S (9, PH) OBP: 0.308, SLG: 0.489							K			1	0	0	0	0	0	0											
John Flaherty, R (1, 2) OBP: 0.264, SLG: 0.410										2	1	1	1	0	0	0											
20 Jorge Posada, S (7, PH) OBP: 0.412, SLG: 0.492							FC4-6 1B			1	0	1	0	0	0	0											
Inning Stats	R: 0 E: 0 K: 0 S: 9	H: 1 LOB: 1 BB: 0 P: 16	R: 0 E: 0 K: 0 S: 7	H: 1 LOB: 0 BB: 0 P: 14	R: 1 E: 0 K: 1 S: 10	H: 1 LOB: 1 BB: 1 P: 19	R: 0 E: 0 K: 1 S: 8	H: 2 LOB: 2 BB: 0 P: 11	R: 0 E: 0 K: 1 S: 13	H: 2 LOB: 2 BB: 0 P: 23	R: 0 E: 0 K: 1 S: 8	H: 0 LOB: 0 BB: 0 P: 14	R: 0 E: 0 K: 2 S: 10	H: 1 LOB: 1 BB: 0 P: 15	R: 0 E: 0 K: 1 S: 6	H: 0 LOB: 0 BB: 0 P: 11	R: 0 E: 0 K: 0 S: 5	H: 0 LOB: 0 BB: 0 P: 8	1B: 7 2B: 1 3B: 0 HR: 1	SF: 0 SAC: 0 DP: 1 HBP: 0	WP: 0 PB: 0 SB: 0 CS: 0	PA: 35					
PITCHER	IP	WLS	BF	H	R	ER	SO	BB	IBB	HBP	BLK	WP	HR	S	P	ERA	WHIP										
Aaron Sele, R (1, 1) ERA: 4.43	3.0		12	3	1	1	1	1	0	0	0	0	0	26	49	3.00	1.333										
62 Scot Shields, R (4, 1) ERA: 3.02	3.0	W	13	4	0	0	2	0	0	0	0	0	0	29	48	0.00	1.333										
Brendan Donnelly, R (7, 1) ERA: 2.95	1.0		4	1	0	0	2	0	0	0	0	0	0	10	15	0.00	1.000										
Francisco Rodriguez, R (8, 1) ERA: 1.94	2.0		6	0	0	0	1	0	0	0	0	0	0	11	19	0.00	0.000										

Anaheim Angels @ New York Yankees
Yankee Stadium, Bronx, NY
Sat Aug 21 2004, 1:05 PM EDT
Att: 54,008 - Overcast - 81 F

AB 34
R 1
H 8
RBI 1
BB 1
SO 6
LOB 12



Batter	1	2	3	4	5	6	7	8	9	AB	R	H	RBI	BB	SO	LOB	TOP								
David Eckstein, R (1, 6) OBP: 0.344, SLG: 0.342										4	0	0	0	1	0	4	Anaheim Angels @ New York Yankees Yankee Stadium, Bronx, NY Sun Aug 22 2004, 1:05 PM EDT Att: 53,885 - Sunny - 72 F								
Darin Erstad, L (1, 3) OBP: 0.364, SLG: 0.432										4	1	2	0	0	0	1									
27 Vladimir Guerrero, R (1, 9) OBP: 0.379, SLG: 0.564										3	0	0	0	0	2	1									
16 Garret Anderson, L (1, 10) OBP: 0.353, SLG: 0.435										3	0	0	0	1	1	2									
Jose Guillen, R (1, 7) OBP: 0.360, SLG: 0.520 Curtis Pride, L (8, 7) OBP: 0.313, SLG: 0.333											3	1	1	1	0	1		2							
Jeff DaVanon, S (1, 8) OBP: 0.380, SLG: 0.422										4	1	2	0	0	2	2									
Adam Kennedy, L (1, 4) OBP: 0.326, SLG: 0.361											4	0	1	0	0	1		3							
Bengie Molina, R (1, 2) OBP: 0.313, SLG: 0.456											4	1	4	3	0	0		0							
9 Chone Figgins, S (1, 5) OBP: 0.351, SLG: 0.419											4	0	0	0	0	4									
Inning Stats	R: 0 E: 0 K: 1 S: 6	H: 0 LOB: 0 BB: 1 P: 13	R: 0 E: 0 K: 1 S: 8	H: 1 LOB: 1 BB: 0 P: 12	R: 0 E: 0 K: 0 S: 5	H: 1 LOB: 0 BB: 0 P: 6	R: 0 E: 0 K: 0 S: 8	H: 0 LOB: 0 BB: 0 P: 14	R: 3 E: 0 K: 0 S: 11	H: 3 LOB: 0 BB: 0 P: 17	R: 1 E: 0 K: 0 S: 7	H: 1 LOB: 0 BB: 0 P: 14	R: 0 E: 0 K: 1 S: 12	H: 2 LOB: 2 BB: 0 P: 18	R: 0 E: 0 K: 3 S: 11	H: 1 LOB: 2 BB: 1 P: 19	R: 0 E: 0 K: 1 S: 12	H: 1 LOB: 1 BB: 0 P: 14	1B: 7 2B: 2 3B: 0 HR: 1	SF: 1 SAC: 0 DP: 2 HBP: 1	WP: 0 PB: 0 SB: 1 CS: 1	PA: 38			
PITCHER	IP	WLS	BF	H	R	ER	SO	BB	IBB	HBP	BLK	WP	HR	S	P	ERA	WHIP								
Kevin Brown, R (1, 1) ERA: 3.89	7.0	L	28	8	4	4	3	1	0	1	0	0	1	57	94	5.14	1.286								
Tom Gordon, R (8, 1) ERA: 1.98	1.0		5	1	0	0	3	0	1	0	0	0	0	11	19	0.00	1.000								
42 Mariano Rivera, R (9, 1) ERA: 1.44	1.0		4	1	0	0	1	0	0	0	0	0	0	12	14	0.00	1.000								

Batter	1	2	3	4	5	6	7	8	9	AB	R	H	RBI	BB	SO	LOB	BOTTOM								
Bernie Williams, S (1, 10) OBP: 0.355, SLG: 0.421										4	1	1	1	0	1	1	Anaheim Angels @ New York Yankees Yankee Stadium, Bronx, NY Sun Aug 22 2004, 1:05 PM EDT Att: 53,885 - Sunny - 72 F								
2 Derek Jeter, R (1, 6) OBP: 0.326, SLG: 0.429										3	0	0	0	0	0	0									
Gary Sheffield, R (1, 9) OBP: 0.405, SLG: 0.556										4	1	2	2	0	1	0									
13 Alex Rodriguez, R (1, 5) OBP: 0.368, SLG: 0.515										3	0	0	0	1	1	1									
55 Hideki Matsui, L (1, 7) OBP: 0.391, SLG: 0.519										3	0	0	0	1	2	2									
20 Jorge Posada, S (1, 2) OBP: 0.408, SLG: 0.487											4	0	0	0	2	2									
John Olerud, L (1, 3) OBP: 0.357, SLG: 0.365											3	0	0	0	1	0									
Miguel Cairo, R (1, 4) OBP: 0.322, SLG: 0.412 Ruben Sierra, S (9, PH) OBP: 0.307, SLG: 0.487											3	0	0	0	1	2									
Kenny Lofton, L (1, 8) OBP: 0.343, SLG: 0.415											2	1	1	0	1	0									
Inning Stats	R: 0 E: 0 K: 0 S: 6	H: 0 LOB: 0 BB: 0 P: 8	R: 0 E: 0 K: 0 S: 11	H: 0 LOB: 2 BB: 2 P: 23	R: 2 E: 0 K: 0 S: 12	H: 3 LOB: 1 BB: 0 P: 17	R: 0 E: 0 K: 2 S: 8	H: 0 LOB: 0 BB: 0 P: 11	R: 0 E: 0 K: 1 S: 5	H: 0 LOB: 0 BB: 0 P: 10	R: 0 E: 0 K: 3 S: 14	H: 0 LOB: 1 BB: 1 P: 21	R: 0 E: 0 K: 2 S: 9	H: 0 LOB: 1 BB: 1 P: 16	R: 1 E: 0 K: 2 S: 10	H: 1 LOB: 0 BB: 0 P: 15	R: 0 E: 0 K: 0 S: 4	H: 0 LOB: 0 BB: 0 P: 4	1B: 1 2B: 2 3B: 0 HR: 1	SF: 0 SAC: 1 DP: 0 HBP: 0	WP: 0 PB: 0 SB: 1 CS: 0	PA: 35			
PITCHER	IP	WLS	BF	H	R	ER	SO	BB	IBB	HBP	BLK	WP	HR	S	P	ERA	WHIP								
45 Kelvim Escobar, R (1, 1) ERA: 4.11	7.0	W	28	3	2	2	8	4	0	0	0	0	0	65	106	2.57	1.000								
Brendan Donnelly, R (8, 1) ERA: 2.81	1.0	H	4	1	1	1	2	0	0	0	0	0	1	10	15	9.00	1.000								
Troy Percival, R (9, 1) ERA: 3.62	1.0	S	3	0	0	0	0	0	0	0	0	0	0	4	4	0.00	0.000								

Batter	1	2	3	4	5	6	7	8	9	AB	R	H	RBI	BB	SO	LOB	TOP			
Shannon Stewart, R (1, 7) OBP: 0.395, SLG: 0.478										5	2	2	1	0	1	1				
Jacque Jones, L (1, 9) OBP: 0.322, SLG: 0.450										4	1	2	1	1	0	0				
Tori Hunter, R (1, 8) OBP: 0.323, SLG: 0.467										5	0	2	2	0	0	1				
33 Justin Morneau, L (1, 3) OBP: 0.332, SLG: 0.548										3	0	0	0	2	1	3				
20 Lew Ford, R (1, 10) OBP: 0.390, SLG: 0.474										3	0	0	0	1	0	1				
Corey Koskie, L (1, 5) OBP: 0.343, SLG: 0.488										2	0	0	0	0	1	3				
5 Michael Cuddyer, R (4, 5) OBP: 0.325, SLG: 0.426										2	0	0	0	0	1	0				
Cristian Guzman, S (1, 6) OBP: 0.308, SLG: 0.376										4	1	2	0	0	0	0				
Henry Blanco, R (1, 2) OBP: 0.252, SLG: 0.355										2	0	1	1	0	0	1				
Matthew LeCroy, R (7, PH) OBP: 0.317, SLG: 0.402										2	1	1	1	0	0	0				
Luis Rivas, R (1, 4) OBP: 0.280, SLG: 0.418										3	0	0	0	0	1	1				
Jose Offerman, S (9, PH) OBP: 0.369, SLG: 0.420										1	1	1	0	0	0	0				
Inning Stats	R: 1 E: 0 K: 0 S: 8	H: 1 LOB: 1 BB: 1 P: 18	R: 1 E: 0 K: 1 S: 10	H: 2 LOB: 1 BB: 0 P: 17	R: 0 E: 0 K: 0 S: 10	H: 1 LOB: 2 BB: 2 P: 21	R: 0 E: 0 K: 0 S: 4	H: 1 LOB: 0 BB: 0 P: 7	R: 0 E: 0 K: 0 S: 9	H: 0 LOB: 1 BB: 0 P: 14	R: 0 E: 0 K: 2 S: 15	H: 2 LOB: 0 BB: 0 P: 20	R: 0 E: 0 K: 1 S: 7	H: 0 LOB: 0 BB: 0 P: 12	R: 2 E: 0 K: 1 S: 16	H: 3 LOB: 2 BB: 1 P: 26	1B: 7 2B: 2 3B: 0 HR: 3	SF: 0 SAC: 0 DP: 2 HBP: 0	WP: 0 PB: 0 SB: 0 CS: 0	PA: 40
PITCHER	IP WLS BF H R ER SO BB IBB HBP BLK WP HR S P ERA WHIP																			
Aaron Sele, R (1, 1) ERA: 4.35	6.0 W 25 6 2 2 1 3 0 0 0 0 1 50 91 3.00 1.500																			
Brendan Donnelly, R (7, 1) ERA: 3.25	1.0 5 2 2 2 2 0 0 0 0 0 2 15 20 18.00 2.000																			
62 Scot Shields, R (8, 1) ERA: 3.1	1.2 8 2 2 2 1 1 0 0 0 0 0 17 30 10.80 1.800																			
Troy Percival, R (9, 1) ERA: 3.49	0.1 S 2 1 0 0 1 0 0 0 0 0 0 6 8 0.00 3.000																			

Minnesota Twins @ Anaheim Angels
Angel Stadium of Anaheim, Anaheim, CA
Fri Aug 27 2004, 7:05 PM PDT
Att: 43,634 - Sunny - 73 F

AB 36
R 6
H 11
RBI 6
BB 4
SO 5
LOB 11



Batter	1	2	3	4	5	6	7	8	9	AB	R	H	RBI	BB	SO	LOB	BOTTOM			
David Eckstein, R (1, 6) OBP: 0.350, SLG: 0.347										4	0	2	2	0	0	1				
Darin Erstad, L (1, 3) OBP: 0.397, SLG: 0.435										5	1	1	1	0	1	1				
27 Vladimir Guerrero, R (1, 9) OBP: 0.394, SLG: 0.570										4	1	2	1	0	0	1				
16 Garret Anderson, L (1, 8) OBP: 0.355, SLG: 0.451										4	1	2	2	0	0	2				
Jose Guillen, R (1, 7) OBP: 0.368, SLG: 0.533										4	0	1	0	0	2	1				
Jeff DaVanon, S (1, 10) OBP: 0.388, SLG: 0.456										1	1	1	0	0	0	0				
Curtis Pride, L (4, PH) OBP: 0.286, SLG: 0.350										3	0	1	0	0	0	2				
Bengie Molina, R (1, 2) OBP: 0.312, SLG: 0.442										4	1	0	0	0	2	2				
Adam Kennedy, L (1, 4) OBP: 0.339, SLG: 0.378										4	3	3	2	0	0	0				
9 Chone Figgins, S (1, 5) OBP: 0.354, SLG: 0.420										4	1	3	1	0	0	0				
Inning Stats	R: 0 E: 0 K: 0 S: 10	H: 1 LOB: 1 BB: 0 P: 15	R: 2 E: 0 K: 2 S: 13	H: 4 LOB: 2 BB: 0 P: 15	R: 0 E: 0 K: 2 S: 9	H: 1 LOB: 1 BB: 0 P: 11	R: 2 E: 0 K: 0 S: 12	H: 2 LOB: 0 BB: 0 P: 15	R: 0 E: 0 K: 0 S: 7	H: 2 LOB: 2 BB: 0 P: 12	R: 5 E: 0 K: 0 S: 16	H: 5 LOB: 0 BB: 0 P: 19	R: 0 E: 0 K: 1 S: 7	H: 0 LOB: 0 BB: 0 P: 10	R: 0 E: 0 K: 0 S: 5	H: 1 LOB: 0 BB: 0 P: 6	1B: 12 2B: 2 3B: 0 HR: 2	SF: 1 SAC: 0 DP: 1 HBP: 0	WP: 0 PB: 0 SB: 0 CS: 0	PA: 38
PITCHER	IP WLS BF H R ER SO BB IBB HBP BLK WP HR S P ERA WHIP																			
Brad Radke, R (1, 1) ERA: 3.74	5.2 L 31 15 9 9 4 0 0 0 0 0 2 66 86 14.29 2.647																			
28 Jesse Crain, R (6, 1) ERA: 2.45	2.1 7 1 0 0 1 0 0 0 0 0 0 13 17 0.00 0.429																			

Minnesota Twins @ Anaheim Angels
Angel Stadium of Anaheim, Anaheim, CA
Fri Aug 27 2004, 7:05 PM PDT
Att: 43,634 - Sunny - 73 F

AB 37
R 9
H 16
RBI 9
BB 0
SO 5
LOB 10



Batter	1	2	3	4	5	6	7	8	9	AB	R	H	RBI	BB	SO	LOB	TOP										
Shannon Stewart, R (1, 10) OBP: 0.395, SLG: 0.476	F8		HR				G5-3		P3	5	1	2	1	0	0	1											
Jacque Jones, L (1, 9) OBP: 0.321, SLG: 0.454	K		HR				K		K	5	1	1	3	0	4	2											
Tori Hunter, R (1, 8) OBP: 0.324, SLG: 0.468	2B		P4				K		K	5	0	2	1	0	2	1											
33 Justin Morneau, L (1, 3) OBP: 0.330, SLG: 0.539	K		F7				G6-3			3	0	0	0	1	1												
20 Lew Ford, R (1, 7) OBP: 0.389, SLG: 0.472		G6-3	P4				P2			4	1	1	0	0	0	2											
5 Michael Cuddyer, R (1, 5) OBP: 0.327, SLG: 0.427		G4-3			G4-3		1B		G6-3	4	0	2	0	0	0	0											
Cristian Guzman, S (1, 6) OBP: 0.305, SLG: 0.374		P5			K		SF8		G6-3	3	0	0	1	0	1	1											
Henry Blanco, R (1, 2) OBP: 0.252, SLG: 0.358			1B		G6-3		F7		F8	4	1	1	0	0	0	1											
Augie Ojeda, S (1, 4) OBP: 0.455, SLG: 0.667			HR				F9		HR	4	3	3	1	0	0	0											
Inning Stats	R: 0 H: 1 E: 0 K: 2 S: 16	H: 1 LOB: 1 BB: 0 P: 23	R: 0 H: 0 E: 0 K: 0 S: 11	H: 0 LOB: 0 BB: 0 P: 14	R: 4 H: 4 E: 0 K: 0 S: 15	H: 4 LOB: 0 BB: 0 P: 19	R: 0 H: 0 E: 0 K: 1 S: 7	H: 0 LOB: 0 BB: 0 P: 8	R: 0 H: 1 E: 0 K: 2 S: 9	H: 1 LOB: 1 BB: 0 P: 15	R: 1 H: 2 E: 0 K: 0 S: 13	H: 2 LOB: 1 BB: 0 P: 16	R: 1 H: 2 E: 0 K: 1 S: 15	H: 2 LOB: 2 BB: 1 P: 28	R: 0 H: 1 E: 0 K: 0 S: 7	H: 1 LOB: 0 BB: 0 P: 11	R: 1 H: 1 E: 0 K: 2 S: 9	H: 1 LOB: 0 BB: 0 P: 12	1B: 8 2B: 2 3B: 0 HR: 2	SF: 1 SAC: 0 DP: 1 HBP: 0	WP: 1 PA: 39 PB: 0 SB: 0 CS: 0						
PITCHER	IP	WLS	BF	H	R	ER	SO	BB	IBB	HBP	BLK	WP	HR	S	P	ERA	WHIP										
40 Bartolo Colon, R (1, 1) ERA: 5.38	6.0	L	26	8	5	5	5	0	0	0	0	0	1	71	95	7.50	1.333										
Kevin Gregg, R (7, 1) ERA: 3.99	2.0		9	3	1	1	1	1	0	0	0	1	0	22	39	4.50	2.000										
Matt Hensley, R (9, 1) ERA: 5.63	1.0		4	1	1	1	2	0	0	0	0	0	1	9	12	9.00	1.000										

Minnesota Twins @ Anaheim Angels
Angel Stadium of Anaheim, Anaheim, CA
Sat Aug 28 2004, 1:05 PM PDT
Att: 42,778 - Sunny - 81 F

AB 37
R 7
H 12
RBI 7
BB 1
SO 8
LOB 9





Batter	1	2	3	4	5	6	7	8	9	AB	R	H	RBI	BB	SO	LOB	BOTTOM										
David Eckstein, R (1, 6) OBP: 0.347, SLG: 0.344	L7		CS		G4-3		G4-6-3		F7	4	0	0	0	0	0	3											
Alfredo Amezaga, S (9, 6) OBP: 0.193, SLG: 0.154										0	0	0	0	0	0	0											
Darin Erstad, L (1, 3) OBP: 0.396, SLG: 0.434	G6-3				F9				F7	4	0	1	1	0	0	0											
27 Vladimir Guerrero, R (1, 9) OBP: 0.393, SLG: 0.597	K				K				F8	4	0	1	0	0	2	1											
Jose Guillen, R (1, 7) OBP: 0.366, SLG: 0.528		L9							K	4	0	0	0	0	2	1											
16 Garret Anderson, L (1, 8) OBP: 0.351, SLG: 0.445		G4-3			F9		G3		K	4	0	0	0	0	1	1											
Bengie Molina, R (1, 10) OBP: 0.312, SLG: 0.438		K							K	2	0	0	0	1	2	0											
9 Chone Figgins, S (1, 5) OBP: 0.352, SLG: 0.417			F8						K	3	0	0	0	0	2	1											
José Molina, R (1, 2) OBP: 0.285, SLG: 0.361									B1	2	1	1	0	0	0	0											
Curtis Prings, L (8, PH) OBP: 0.318, SLG: 0.381										1	0	1	0	0	0	0											
Josh Paul, R (9, 2) OBP: 0.317, SLG: 0.404										0	0	0	0	0	0	0											
Adam Kennedy, L (1, 4) OBP: 0.342, SLG: 0.381									G4-3	3	0	2	0	0	0	1											
Inning Stats	R: 0 H: 0 E: 0 K: 1 S: 11	H: 0 LOB: 0 BB: 0 P: 18	R: 0 H: 0 E: 0 K: 1 S: 8	H: 0 LOB: 0 BB: 0 P: 12	R: 0 H: 1 E: 0 K: 0 S: 11	H: 1 LOB: 0 BB: 0 P: 15	R: 0 H: 0 E: 0 K: 1 S: 8	H: 0 LOB: 0 BB: 0 P: 9	R: 0 H: 0 E: 0 K: 1 S: 8	H: 0 LOB: 0 BB: 0 P: 9	R: 1 H: 3 E: 0 K: 0 S: 15	H: 3 LOB: 1 BB: 0 P: 19	R: 0 H: 0 E: 0 K: 1 S: 8	H: 0 LOB: 0 BB: 0 P: 9	R: 0 H: 1 E: 0 K: 1 S: 9	H: 1 LOB: 0 BB: 0 P: 13	R: 0 H: 1 E: 0 K: 2 S: 11	H: 1 LOB: 1 BB: 0 P: 16	1B: 6 2B: 0 3B: 0 HR: 0	SF: 0 SAC: 0 DP: 1 HBP: 0	WP: 0 PA: 33 PB: 0 SB: 0 CS: 1						
PITCHER	IP	WLS	BF	H	R	ER	SO	BB	IBB	HBP	BLK	WP	HR	S	P	ERA	WHIP										
Johan Santana, L (1, 1) ERA: 3.06	7.0	W	24	4	1	1	6	1	0	0	0	0	0	74	103	1.29	0.714										
Juan Rincon, R (8, 1) ERA: 2.6	1.0		4	1	0	0	1	0	0	0	0	0	0	9	13	0.00	1.000										
Grant Balfour, R (9, 1) ERA: 3.66	1.0		4	1	0	0	2	0	0	0	0	0	0	11	16	0.00	1.000										

Minnesota Twins @ Anaheim Angels
Angel Stadium of Anaheim, Anaheim, CA
Sat Aug 28 2004, 1:05 PM PDT
Att: 42,778 - Sunny - 81 F

AB 31
R 1
H 6
RBI 1
BB 1
SO 9
LOB 8



Batter	1	2	3	4	5	6	7	8	9	AB	R	H	RBI	BB	SO	LOB	TOP										
Shannon Stewart, R OBP: 0.390, SLG: 0.470 (1, 7)	G5-3		K		G6-3			F7		4	0	0	0	0	1	3	<p>Minnesota Twins @ Anaheim Angels Angel Stadium of Anaheim, Anaheim, CA Sun Aug 29 2004, 1:05 PM PDT Att: 43,193 - Sunny - 80 F</p> <p>livebaseballscores.com</p> <p>AB 30 R 2 H 5 RBI 2 BB 0 SO 11 LOB 8</p> 										
Jacque Jones, L OBP: 0.320, SLG: 0.452 (1, 9)	K			G5-4-3 1B		K		FC4-6		4	0	1	0	0	2	1											
Tori Hunter, R OBP: 0.321, SLG: 0.464 (1, 8)	K			G5-4-3 1-2		P6			G5-3	4	0	0	0	0	1	1											
33 Justin Morneau, L OBP: 0.328, SLG: 0.549 (1, 3)		K		HR		F7			K	4	1	1	1	0	2	0											
Matthew LeCroy, R OBP: 0.312, SLG: 0.394 (1, 10)	G1			K					K	4	0	0	0	0	3	0											
5 Michael Cuddyer, R OBP: 0.327, SLG: 0.424 (1, 5)	K2-3				S 2B HBP		P2			2	1	0	0	0	1	0											
Cristian Guzman, S OBP: 0.307, SLG: 0.380 (1, 6)			S 2B		SH5-3 1-H 2B		F7			3	0	2	1	0	0	0											
Henry Blanco, R OBP: 0.250, SLG: 0.355 (1, 2)			K		SH5-3			G4-3		2	0	0	0	0	1	1											
Augie Ojeda, S OBP: 0.385, SLG: 0.545 (1, 4)					G4-3					2	0	0	0	0	0	2											
Jose Offerman, S OBP: 0.373, SLG: 0.424 (8, PH)					F8					1	0	1	0	0	0	0											
Luis Rivas, R OBP: 0.280, SLG: 0.418 (8, 4)					G4-3			FC4-6 1B		0	0	0	0	0	0	0											
Inning Stats	R: 0 H: 0 E: 0 K: 2 S: 7	H: 0 LOB: 0 BB: 0 P: 10	R: 0 H: 0 E: 0 K: 2 S: 11	H: 0 LOB: 0 BB: 0 P: 16	R: 0 H: 1 E: 0 K: 2 S: 10	H: 1 LOB: 1 BB: 0 P: 17	R: 1 H: 2 E: 0 K: 1 S: 7	H: 2 LOB: 0 BB: 0 P: 12	R: 1 H: 1 E: 0 K: 0 S: 10	H: 1 LOB: 1 BB: 0 P: 16	R: 0 H: 0 E: 0 K: 1 S: 10	H: 0 LOB: 0 BB: 0 P: 10	R: 0 H: 0 E: 0 K: 1 S: 7	H: 0 LOB: 0 BB: 0 P: 10	R: 0 H: 1 E: 0 K: 2 S: 11	H: 1 LOB: 1 BB: 0 P: 17	R: 0 H: 0 E: 0 K: 2 S: 9	H: 0 LOB: 0 BB: 0 P: 11	1B: 2 2B: 2 3B: 0 HR: 1	SF: 0 SAC: 1 DP: 1 HBP: 1	WP: 0 PB: 0 SB: 2 CS: 0	PA: 32					
PITCHER	IP	WLS	BF	H	R	ER	SO	BB	IBB	HBP	BLK	WP	HR	S	P	ERA	WHIP										
45 Kelvim Escobar, R ERA: 4.05	7.0		25	4	2	2	9	0	0	1	0	0	1	62	97	2.57	0.571										
Francisco Rodriguez, R ERA: 1.85	2.0	W	7	1	0	0	2	0	0	0	0	0	0	20	28	0.00	0.500										

Batter	1	2	3	4	5	6	7	8	9	AB	R	H	RBI	BB	SO	LOB	BOTTOM										
David Eckstein, R OBP: 0.344, SLG: 0.341 (1, 6)	G3		G4-3		F8		G6-3			4	0	0	0	0	0	1	<p>Minnesota Twins @ Anaheim Angels Angel Stadium of Anaheim, Anaheim, CA Sun Aug 29 2004, 1:05 PM PDT Att: 43,193 - Sunny - 80 F</p> <p>livebaseballscores.com</p> <p>AB 32 R 4 H 7 RBI 3 BB 3 SO 6 LOB 12</p> 										
Darin Erstad, L OBP: 0.385, SLG: 0.432 (1, 3)	G4-3		2B 1B		G3-1		G4-3			4	0	1	0	0	0	0											
27 Vladimir Guerrero, R OBP: 0.394, SLG: 0.571 (1, 9)	G4-3					16 G3 2B		K		4	1	2	0	0	1	0											
16 Garret Anderson, L OBP: 0.353, SLG: 0.444 (1, 8)						G3		K		3	0	1	0	1	1	1											
Jose Guillen, R OBP: 0.365, SLG: 0.528 (1, 7)			FC6-4 1B		FC6-4 1B			K		4	0	1	1	0	2	4											
Bengie Molina, R OBP: 0.307, SLG: 0.431 (1, 2)						3-H 2B		K		4	0	0	0	0	1	2											
Troy Glaus, R OBP: 0.391, SLG: 0.682 (1, 10)										2	1	0	0	2	0	1											
Adam Kennedy, L OBP: 0.343, SLG: 0.392 (1, 4)										4	2	2	2	0	1	2											
9 Chone Figgins, S OBP: 0.350, SLG: 0.414 (1, 5)										3	0	0	0	0	0	1											
Inning Stats	R: 0 H: 0 E: 0 K: 0 S: 7	H: 1 LOB: 1 BB: 0 P: 11	R: 0 H: 1 E: 0 K: 1 S: 10	H: 1 LOB: 1 BB: 0 P: 12	R: 1 H: 3 E: 1 K: 0 S: 10	H: 3 LOB: 3 BB: 1 P: 19	R: 0 H: 0 E: 0 K: 1 S: 10	H: 0 LOB: 0 BB: 0 P: 16	R: 0 H: 0 E: 0 K: 0 S: 7	H: 0 LOB: 0 BB: 0 P: 10	R: 1 H: 2 E: 0 K: 0 S: 8	H: 2 LOB: 2 BB: 1 P: 21	R: 0 H: 0 E: 0 K: 3 S: 12	H: 0 LOB: 0 BB: 0 P: 16	R: 0 H: 0 E: 0 K: 1 S: 9	H: 1 LOB: 0 BB: 1 P: 17	1B: 2 2B: 4 3B: 0 HR: 1	SF: 0 SAC: 0 DP: 1 HBP: 0	WP: 0 PB: 0 SB: 0 CS: 0	PA: 35							
PITCHER	IP	WLS	BF	H	R	ER	SO	BB	IBB	HBP	BLK	WP	HR	S	P	ERA	WHIP										
Carlos Silva, R ERA: 4.62	5.0		20	4	1	1	2	0	0	0	0	0	0	5	10	27.00	6.000										
Joe Roa, R ERA: 3.69	0.1	B	3	2	1	1	0	0	0	0	0	0	0	10	21	0.00	0.000										
J.C. Romero, L ERA: 2.91	1.2		6	0	0	0	0	0	1	0	0	0	0	10	21	0.00	0.000										
Juan Rincon, R ERA: 2.82	1.1	L	6	1	2	2	4	1	0	0	0	0	0	21	33	13.50	1.500										

Batter	1	2	3	4	5	6	7	8	9	AB	R	H	RBI	BB	SO	LOB	TOP	
David Eckstein, R (1, 6) OBP: 0.344, SLG: 0.343 Alfredo Amezaga, S (8, FH) OBP: 0.212, SLG: 0.213 (8, 6)	F8		G5-3			1B 27 G5-4-3 2B		FC4-6 1B	HR	3	1	1	0	0	0	0		
Darin Erstad, L (1, 3) OBP: 0.387, SLG: 0.433 Adam Riggs, R (8, FH) OBP: 0.167, SLG: 0.176 (8, 3)	2B 1B		G5-3			2B 1B		F8	K	3	0	2	0	0	0	0		
27 Vladimir Guerrero, R (1, 9) OBP: 0.394, SLG: 0.569 Curtis Pride, L (8, FH) OBP: 0.292, SLG: 0.348 (8, 9)	1B		G5-3			G5-4-3 1B		FC4-6 1B	F7	3	0	1	0	0	0	1		
16 Garret Anderson, L (1, 8) OBP: 0.354, SLG: 0.449	F5			K		K		1B	2B	5	0	2	1	0	2	2		
Jose Guillen, R (1, 7) OBP: 0.363, SLG: 0.525	FC6-4			K			K	1B	G4-3	5	0	1	1	0	2	3		
Troy Glaus, R (1, 10) OBP: 0.394, SLG: 0.684		F9		F9		1B		F8		4	0	2	0	0	0	2		
Bengie Molina, R (1, 2) OBP: 0.328, SLG: 0.414 Josh Paul, R (8, 2)		F9		F9		F7		HR	1B	3	0	0	0	0	0	2		
Adam Kennedy, L (1, 4) OBP: 0.342, SLG: 0.390	P6			G3		F7		HR	1B	4	1	1	0	0	0	2		
9 Chone Figgins, S (1, 5) OBP: 0.351, SLG: 0.415	G5-3			F7				FC4-6 1B	HR	4	2	2	0	0	0	1		
Inning Stats	R: 0 H: 2 E: 0 K: 0 S: 9	H: 1 R: 3 ER: 0 LOB: 2 BB: 0 P: 14	R: 0 H: 0 E: 0 K: 0 S: 7	H: 0 R: 0 ER: 0 LOB: 0 BB: 0 P: 9	R: 0 H: 0 E: 0 K: 2 S: 8	H: 0 R: 0 ER: 0 LOB: 0 BB: 0 P: 11	R: 1 H: 2 E: 0 K: 1 S: 10	H: 1 R: 0 ER: 0 LOB: 1 BB: 0 P: 12	R: 2 H: 4 E: 0 K: 0 S: 20	H: 5 R: 4 ER: 0 LOB: 1 BB: 0 P: 30	1B: 10 2B: 4 3B: 0 HR: 1	SF: 0 SAC: 0 DP: 1 HBP: 0	WP: 0 PA: 41 PB: 0 SB: 0 CS: 0					
PITCHER	IP WLS BF H R ER SO BB IBB HBP BLK WP HR S P ERA WHIP																	
38 Curt Schilling, R (1, 1) ERA: 3.39	7.2 W 31 9 3 3 4 0 0 0 0 0 0 76 104 3.52 1.174																	
50 Mike Timlin, R (8, 1) ERA: 4.25	0.1 2 1 0 0 0 0 0 0 0 0 0 7 10 0.00 3.000																	
Mike Myers, L (9, 1) ERA: 5.4	0.0 4 4 0 0 0 0 0 0 0 0 1 12 15 ∞ ∞																	
Keith Foulke, R (9, 1) ERA: 1.82	1.0 S 4 1 0 0 1 0 0 0 0 0 0 10 15 0.00 1.000																	

Anaheim Angels @ Boston Red Sox
Fenway Park, Boston, MA
Tue Aug 31 2004, 7:05 PM EDT
Att: 35,040 - Sunny - 80 F

AB	41
R	7
H	15
RBI	6
BB	0
SO	5
LOB	17

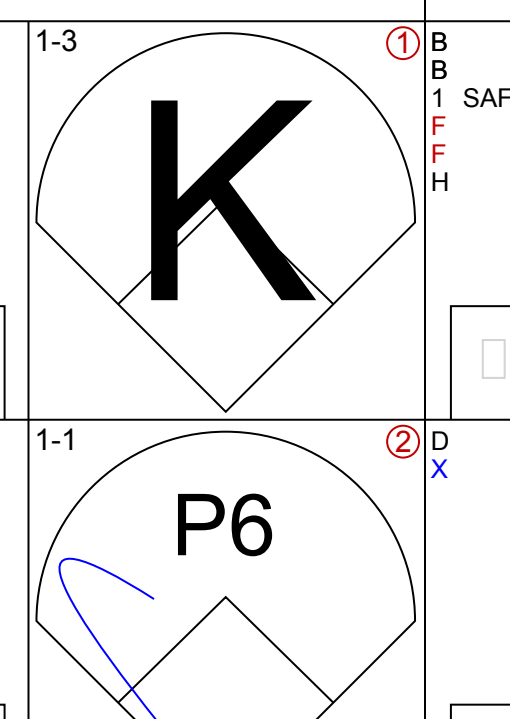
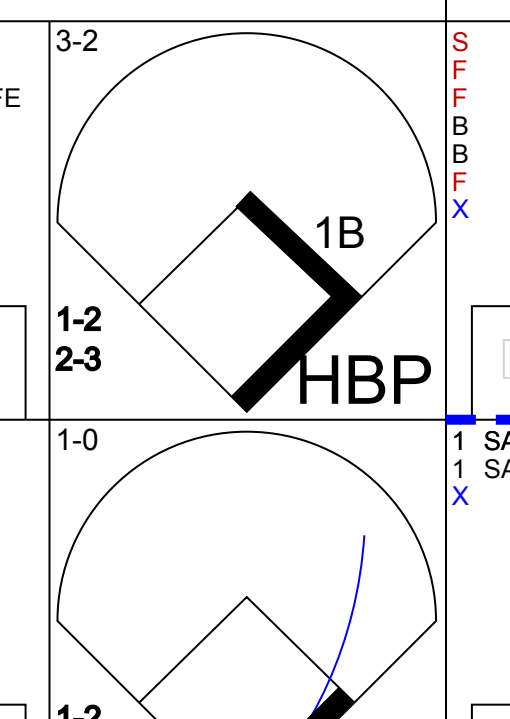
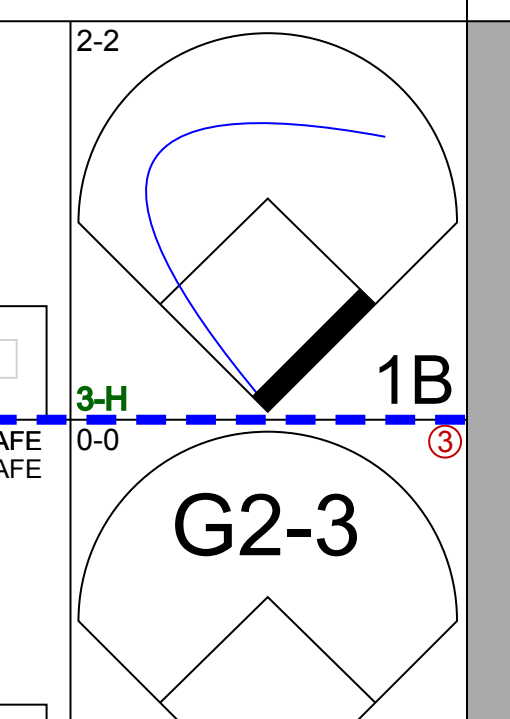
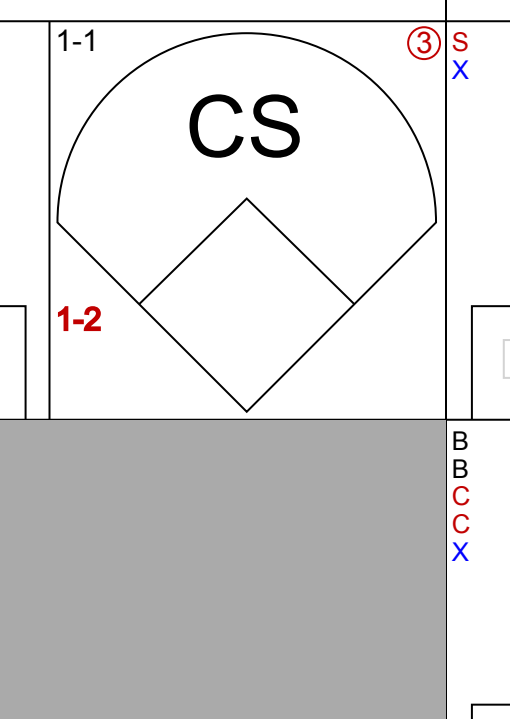
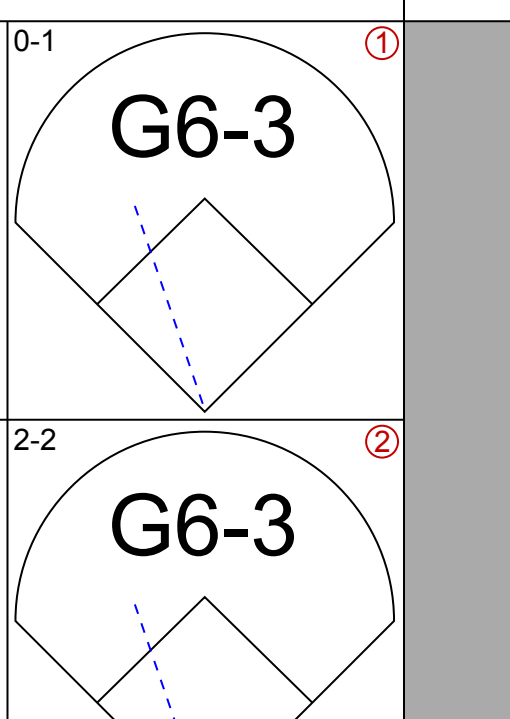
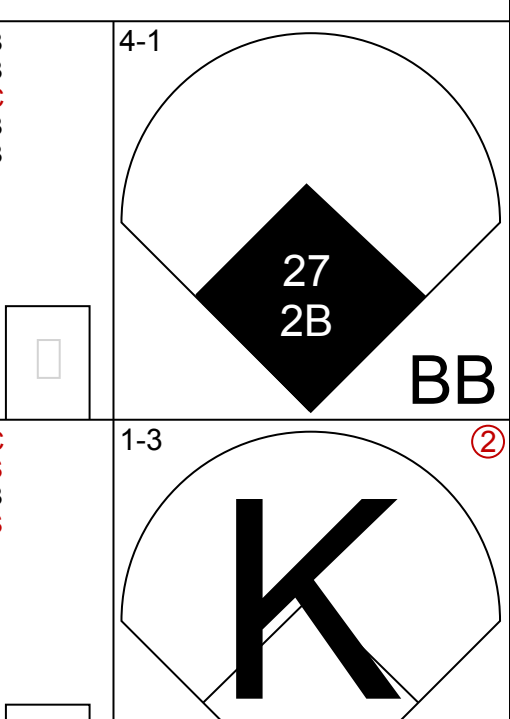
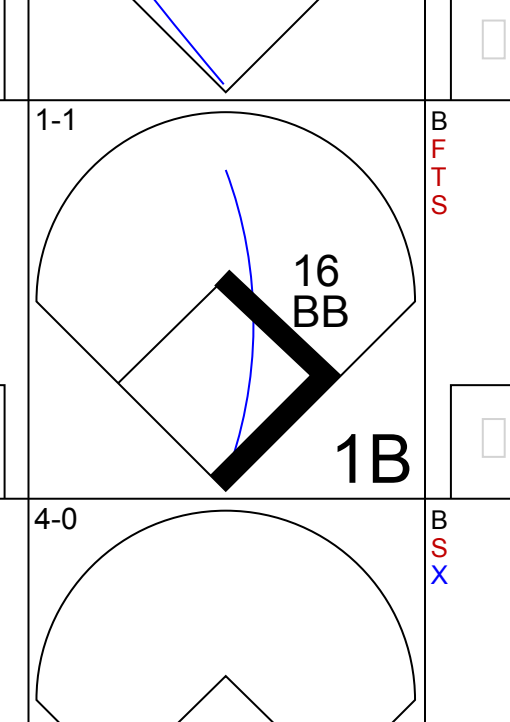
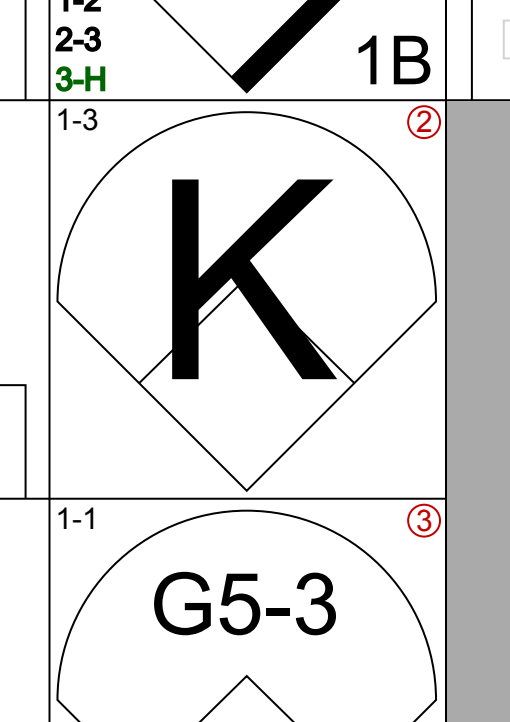

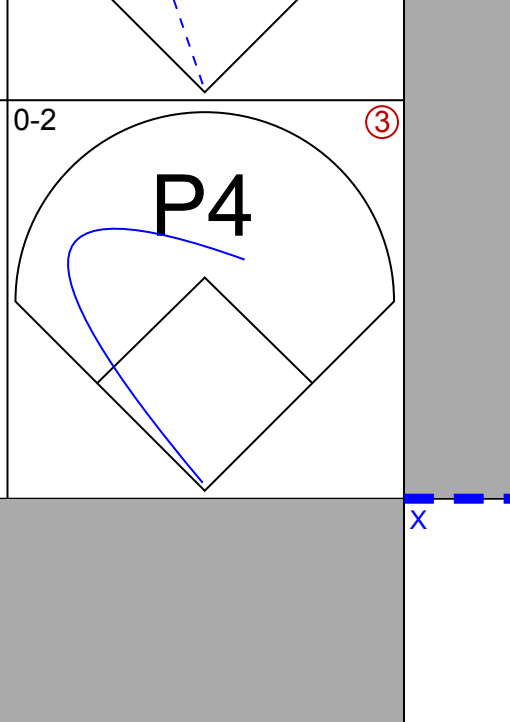
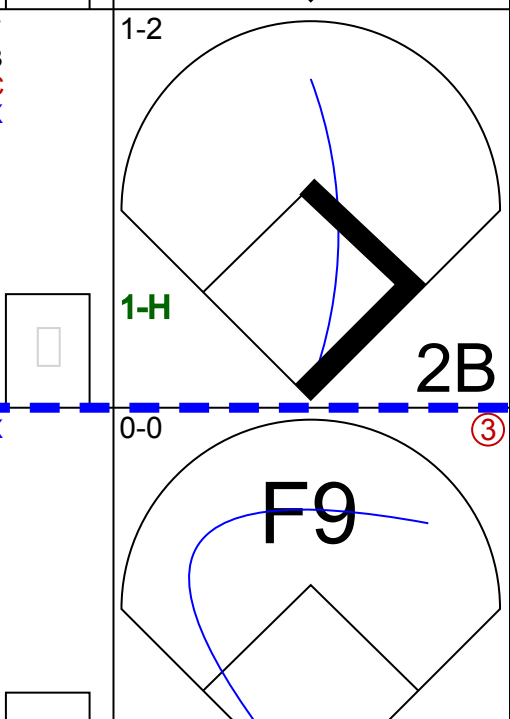
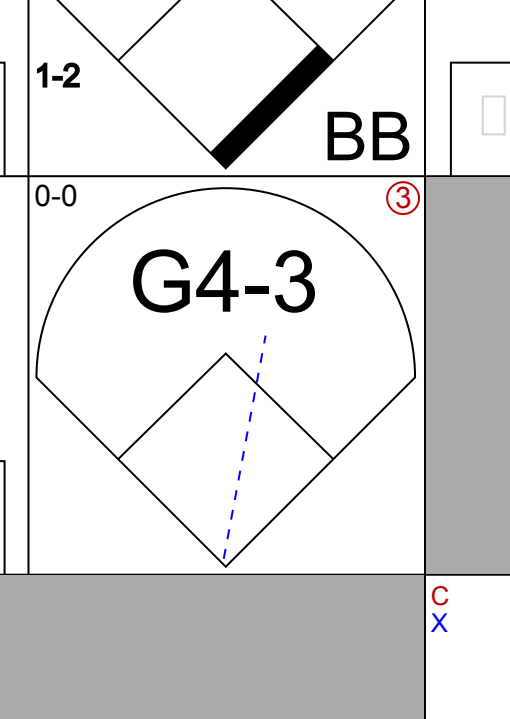
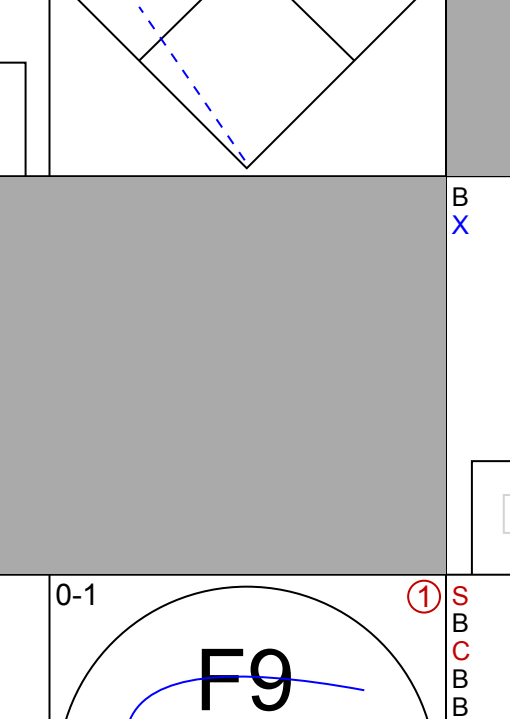
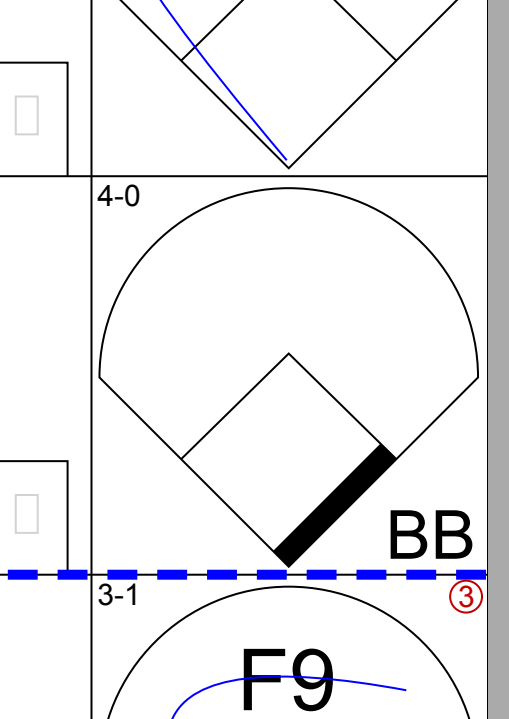
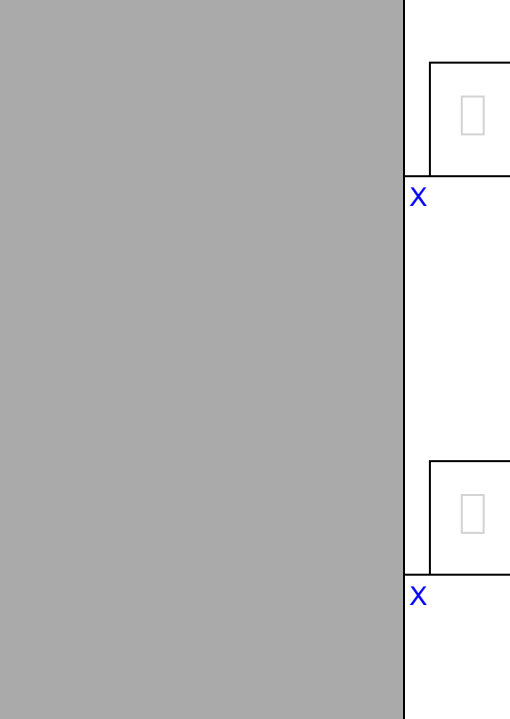

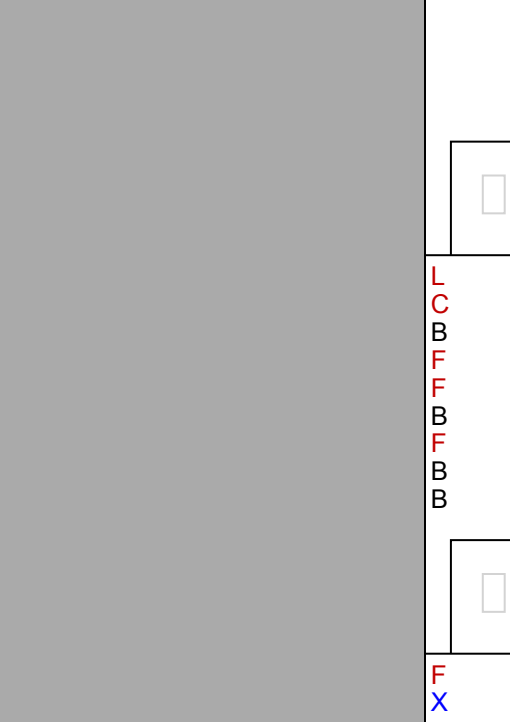
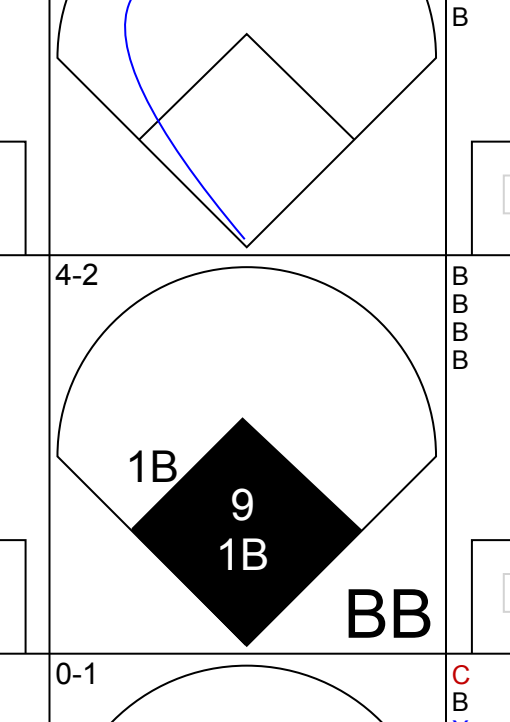
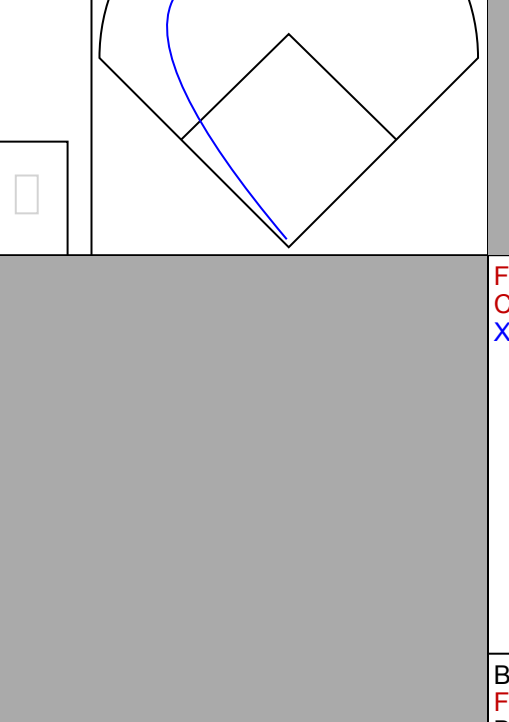
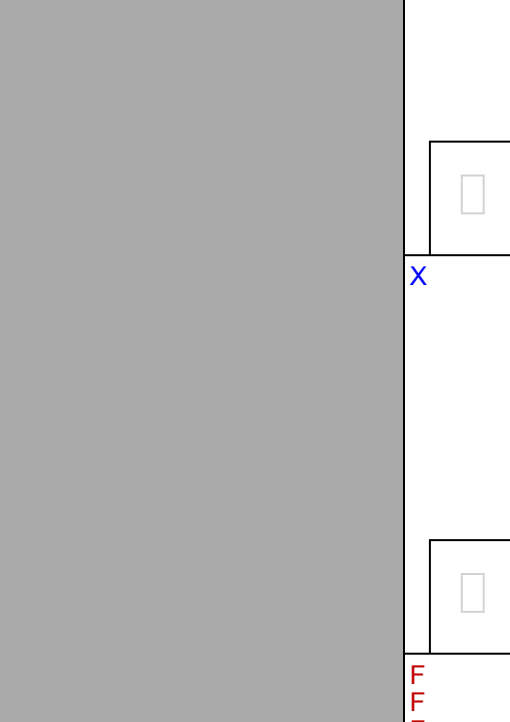

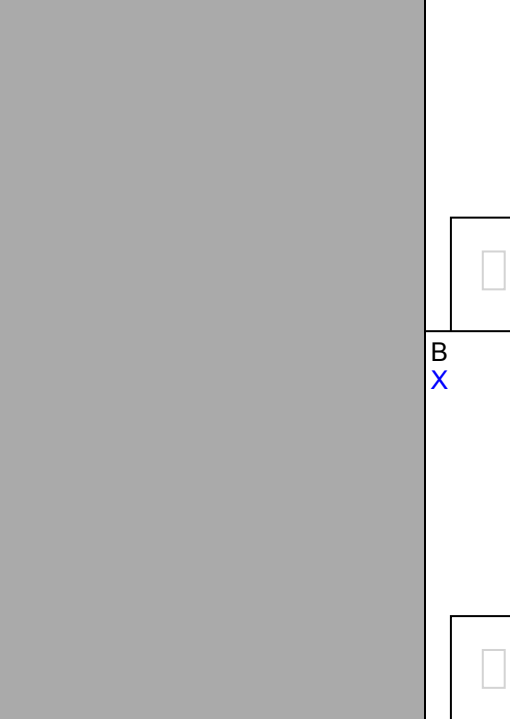
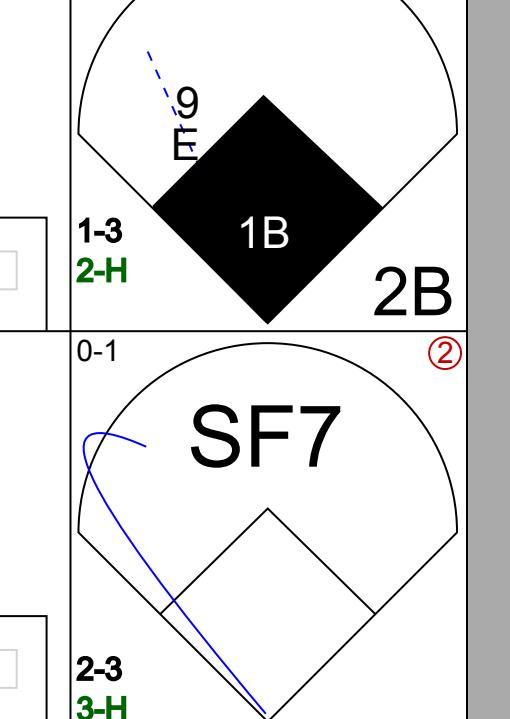


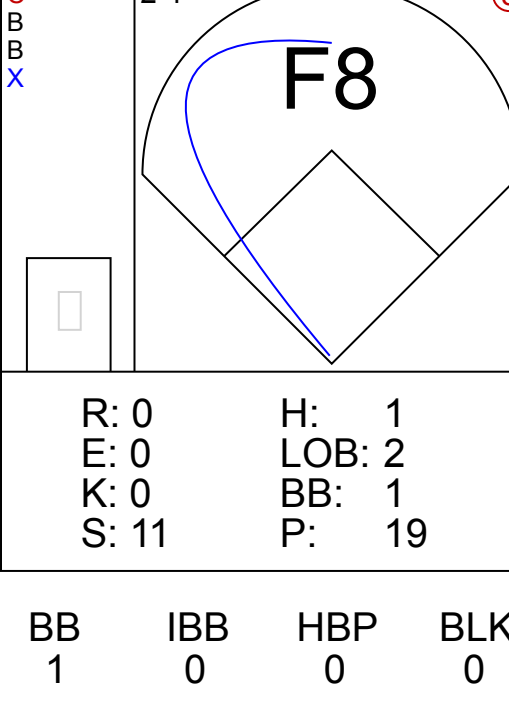
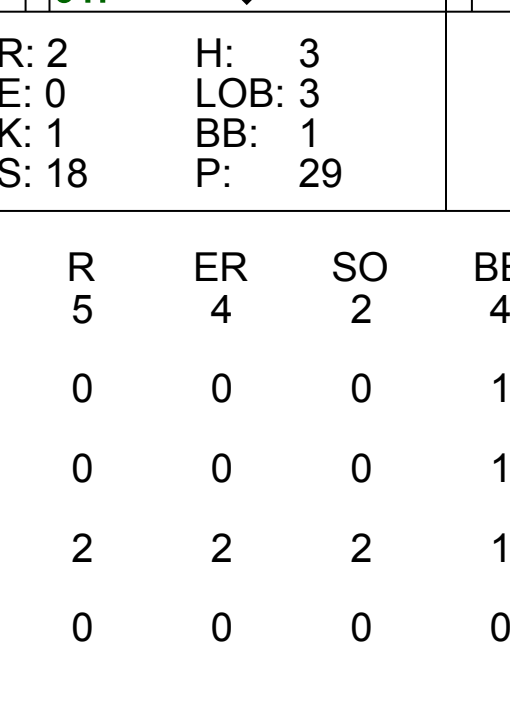
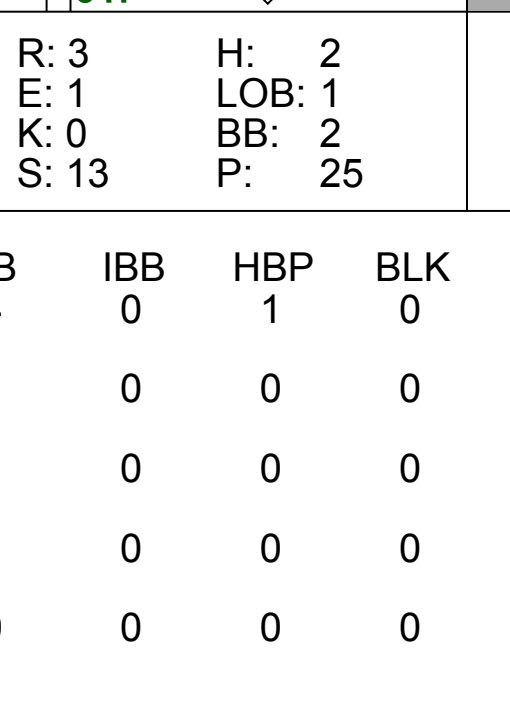
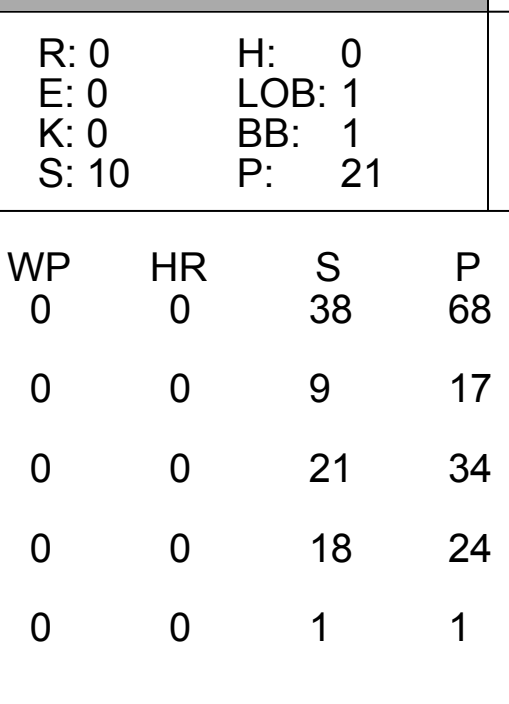
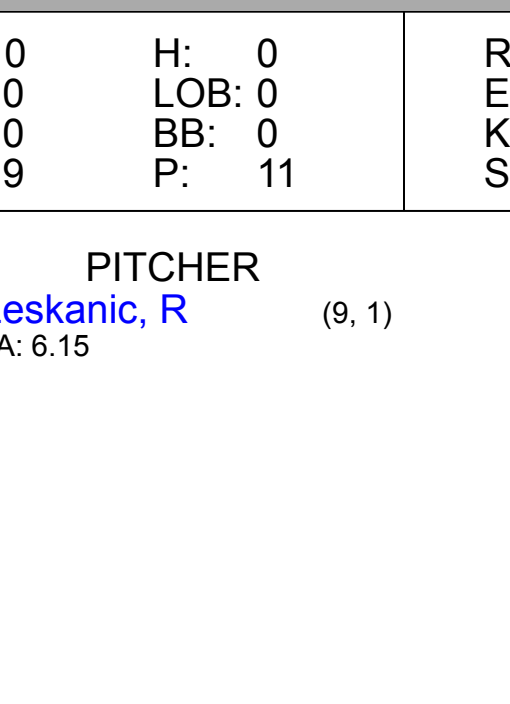
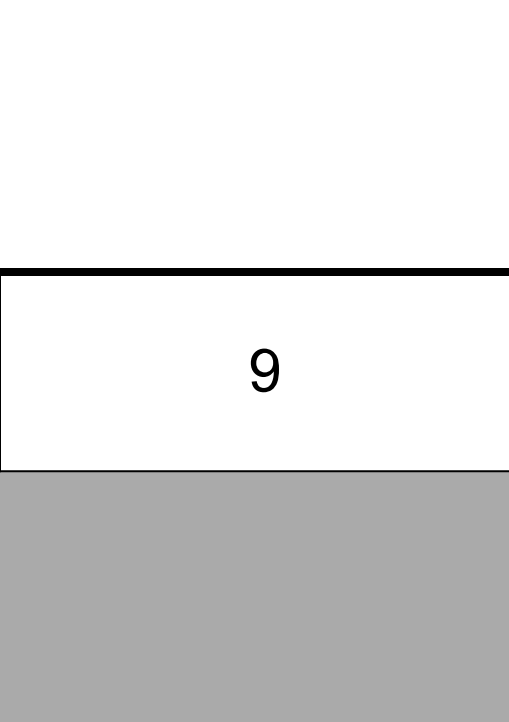
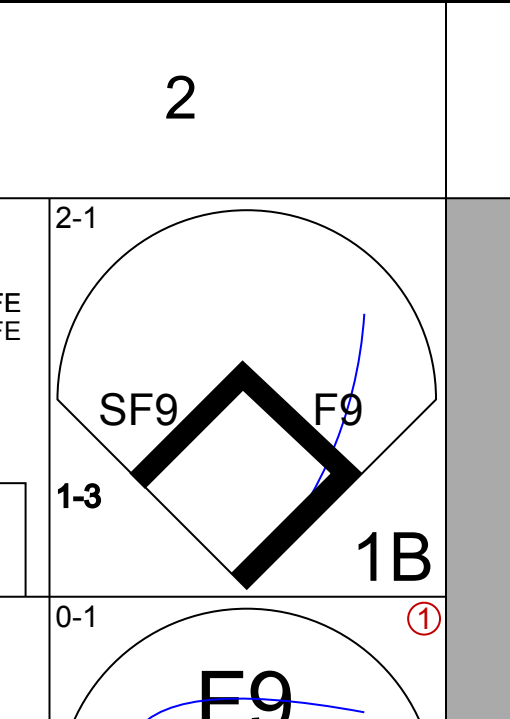

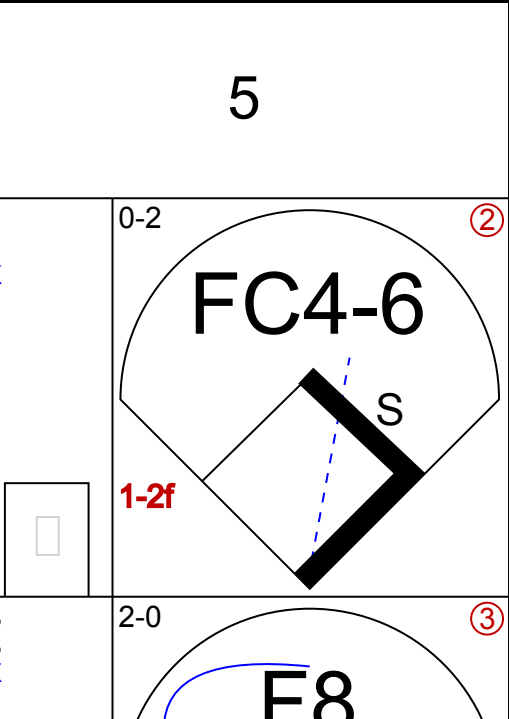
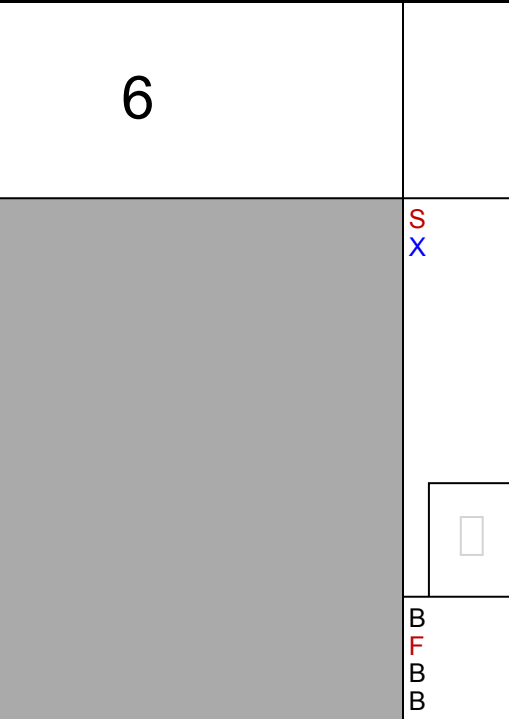

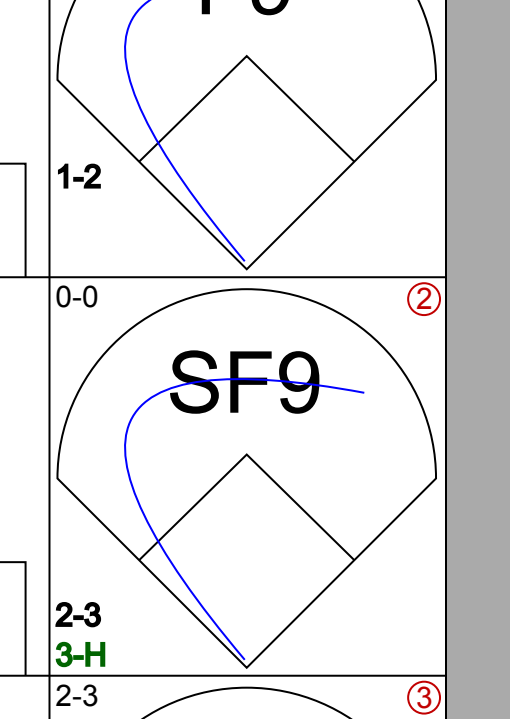
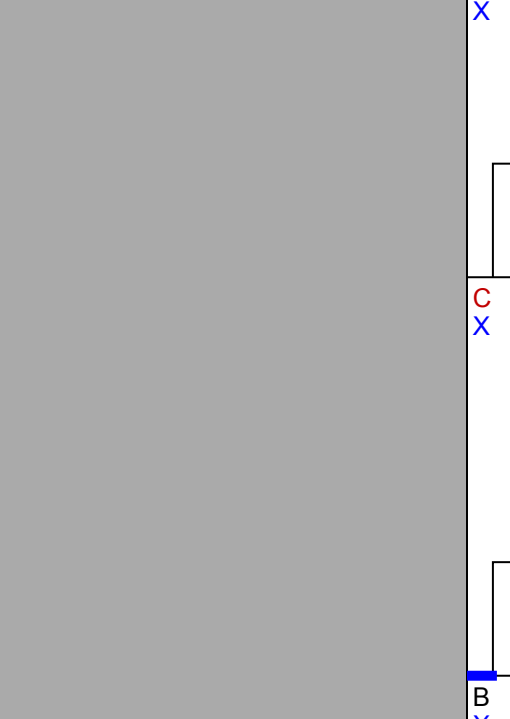
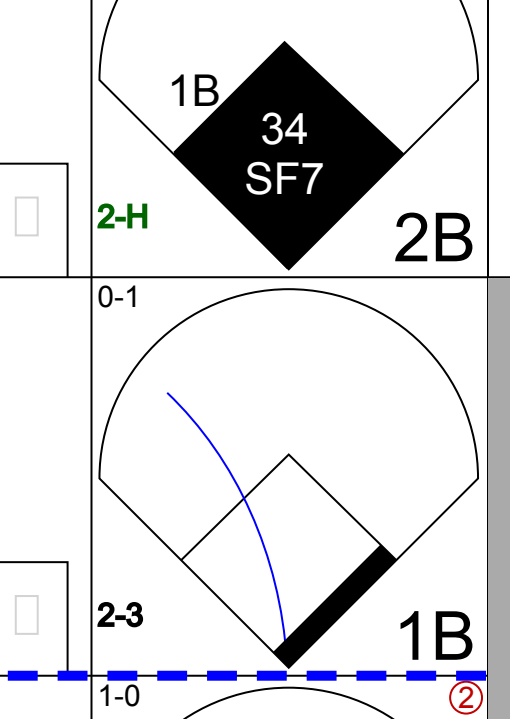
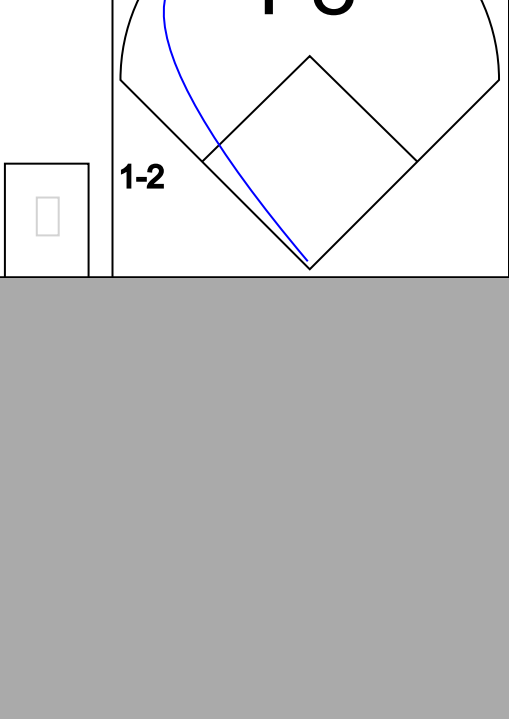
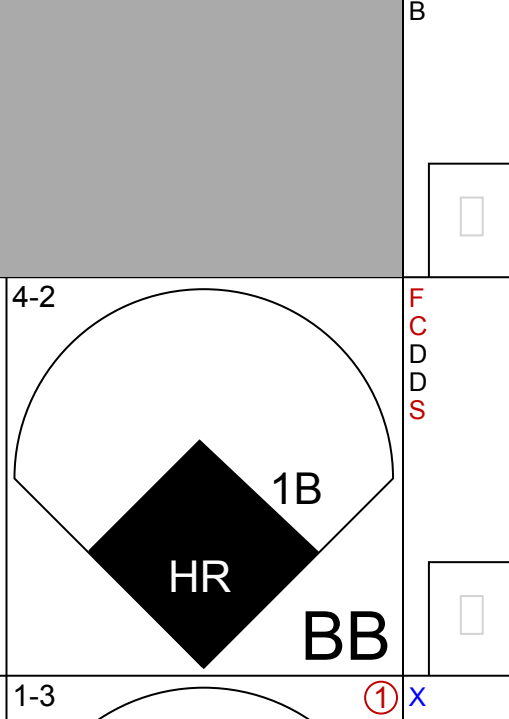
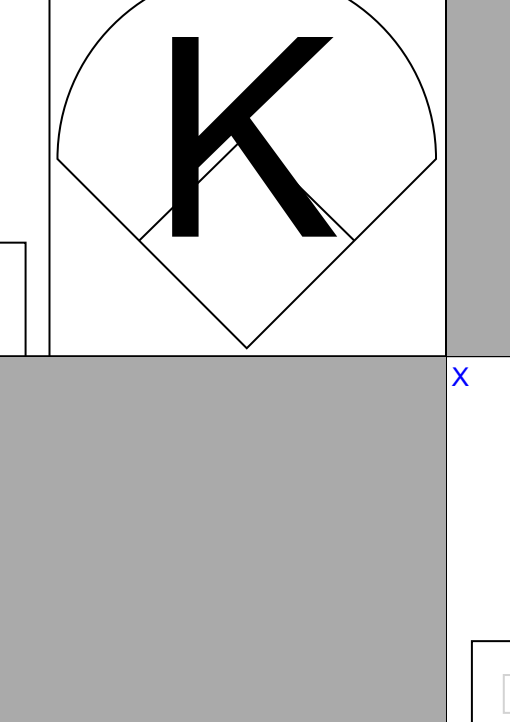
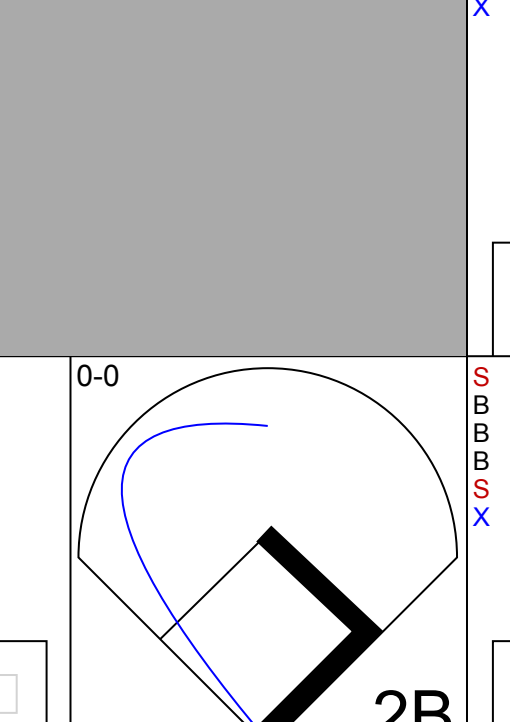
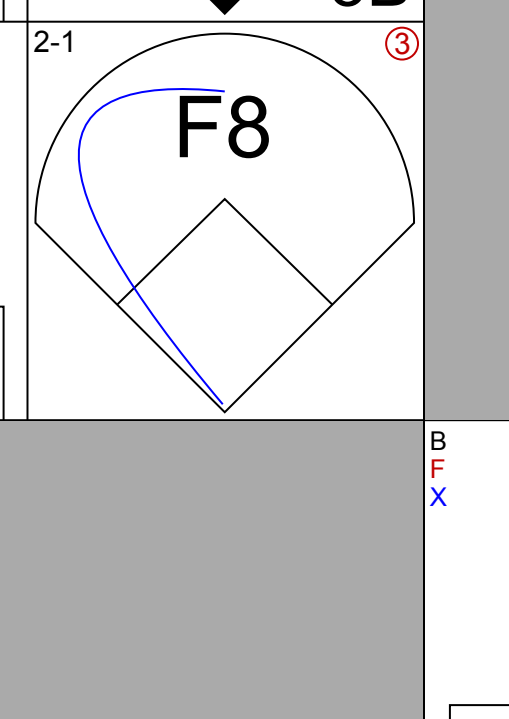
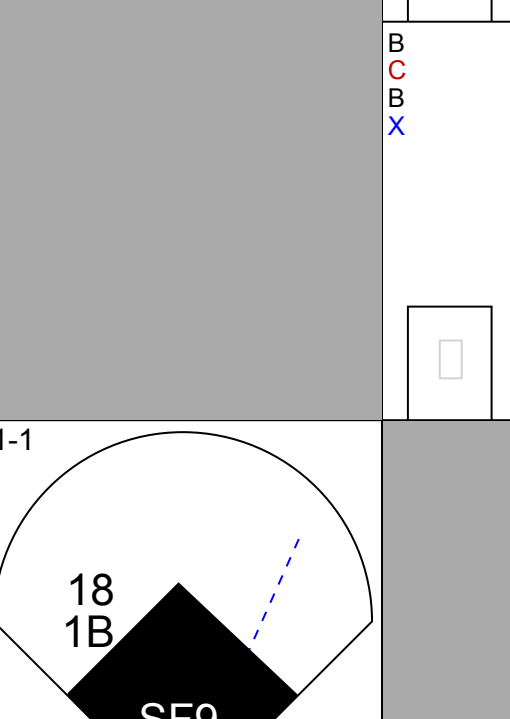
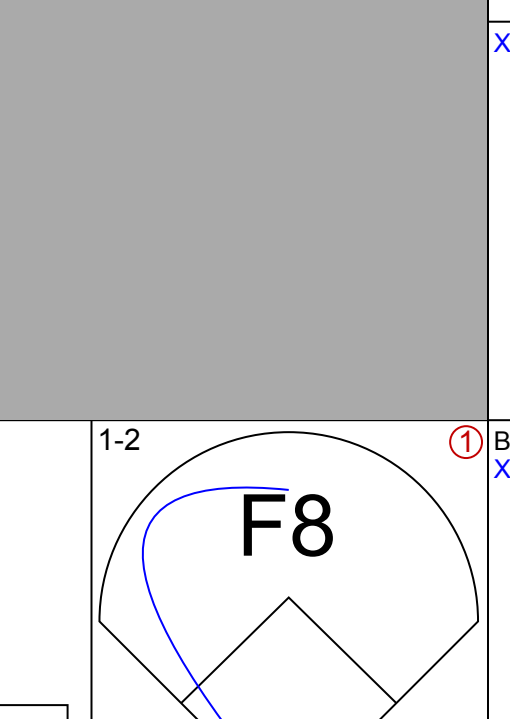
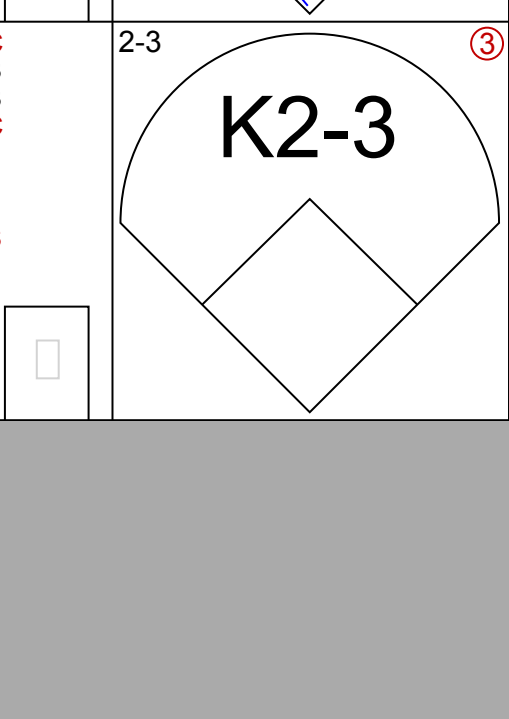



Batter	1	2	3	4	5	6	7	8	9	AB	R	H	RBI	BB	SO	LOB	BOTTOM	
18 Johnny Damon, L (1, 8) OBP: 0.383, SLG: 0.462 Gabe Kapler, R (9, 9) OBP: 0.307, SLG: 0.400	HR BB	G4-6-3 1B		BLK 1B		G6-3	G6-3			5	1	2	0	0	0	2		
Mark Bellhorn, S (1, 4) OBP: 0.377, SLG: 0.448	HR BB	G4-6-3		BLK 1B		E5 G6-4-3		G3-1		4	1	1	0	1	0	3		
Manny Ramirez, R (1, 7) OBP: 0.407, SLG: 0.628 Kevin Millar, R (9, 7) OBP: 0.379, SLG: 0.456	HR	HR		K		G6-4-3		G6-3		5	2	2	4	0	1	5		
34 David Ortiz, L (1, 10) OBP: 0.376, SLG: 0.602	G3-6 BB	G3		G4-3			K	BB 1B		4	0	1	0	1	1	2		
Jason Varitek, S (1, 2) OBP: 0.400, SLG: 0.511	G3-6		K2-3		F7		1B SF8 2B	BB 1B		5	1	2	0	0	1	1		
Orlando Cabrera, R (1, 6) OBP: 0.299, SLG: 0.360	1B 2B		K2-3		K		HR 1B	BB		4	2	2	0	1	2	0		
Doug Mientkiewicz, L (1, 3) OBP: 0.329, SLG: 0.361	2B 1B		F8		F9		SF8	F7		4	0	1	1	0	0	3		
Bill Mueller, S (1, 5) OBP: 0.372, SLG: 0.456				1B BLK G4-3 BB		2B 1B		HR 1B		3	2	3	1	1	0	0		
Dave Roberts, L (1, 9) OBP: 0.341, SLG: 0.375 (9, 8)	K		G4-3		G4-3		2B	HR		4	1	2	3	0	1	3		
Inning Stats	R: 4 H: 4 E: 1 K: 1 S: 19	H: 2 R: 7 ER: 0 LOB: 0 BB: 0 P: 16	R: 0 H: 0 E: 0 K: 2 S: 8	H: 0 R: 0 ER: 0 LOB: 0 BB: 0 P: 14	R: 1 H: 2 E: 0 K: 1 S: 18	H: 2 R: 0 ER: 0 LOB: 2 BB: 1 P: 29	R: 0 H: 2 E: 1 K: 0 S: 8	H: 2 R: 0 ER: 0 LOB: 2 BB: 0 P: 16	R: 4 H: 4 E: 0 K: 1 S: 17	H: 2 R: 0 ER: 0 LOB: 3 BB: 1 P: 24	1B: 9 2B: 4 3B: 0 HR: 3	SF: 1 SAC: 0 DP: 3 HBP: 0	WP: 0 PA: 43 PB: 0 SB: 0 CS: 0					
PITCHER	IP WLS BF H R ER SO BB IBB HBP BLK WP HR S P ERA WHIP																	
41 John Lackey, R (1, 1) ERA: 5.12	3.1 L 19 7 4 4 3 1 0 0 0 1 0 1 57 91 7.71 2.143																	
Ramon Ortiz, R (4, 1) ERA: 4.54	4.2 24 9 4 4 3 1 0 0 0 1 0 1 57 91 7.71 2.143																	

Anaheim Angels @ Boston Red Sox
Fenway Park, Boston, MA
Tue Aug 31 2004, 7:05 PM EDT
Att: 35,040 - Sunny - 80 F

AB	38
R	10
H	16
RBI	9
BB	4
SO	6
LOB	19

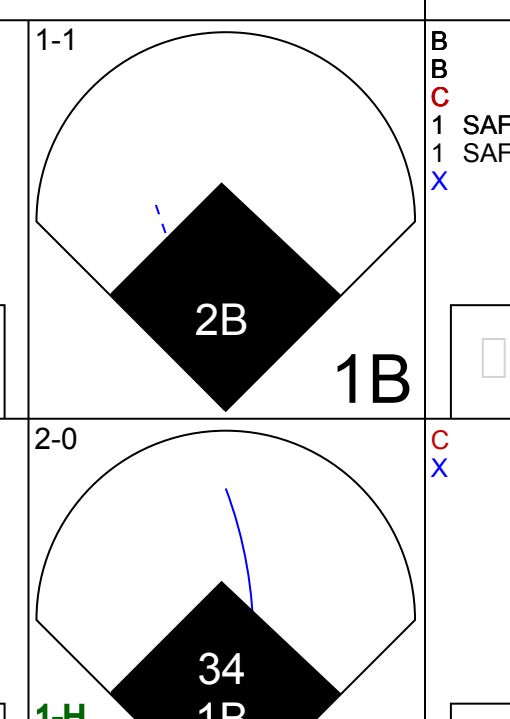
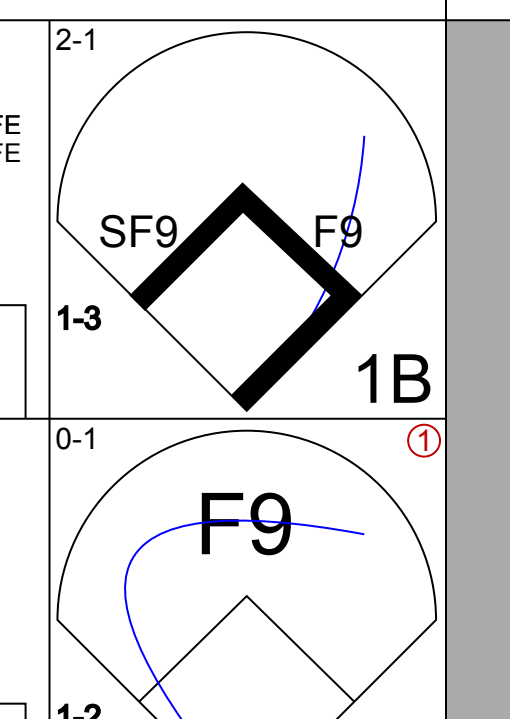
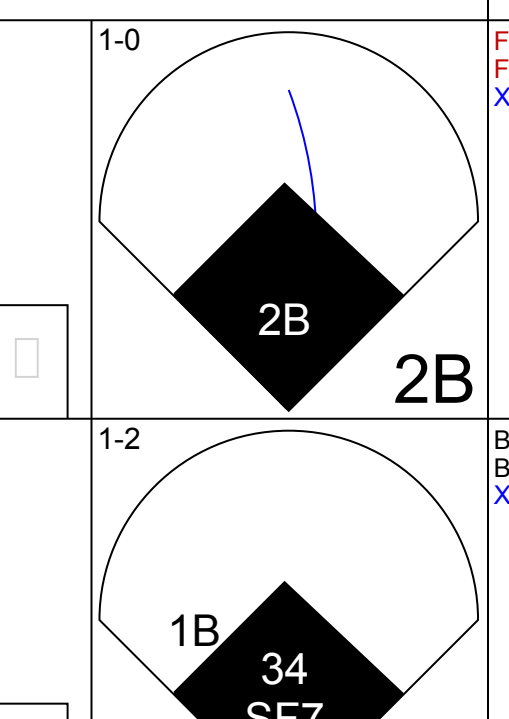
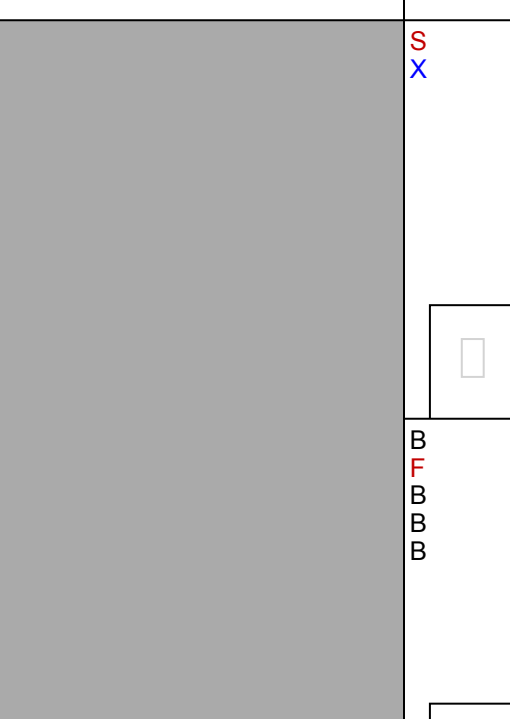

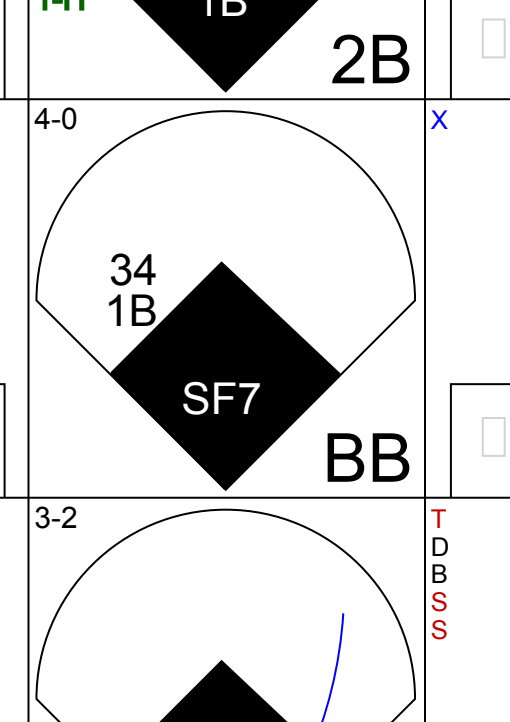
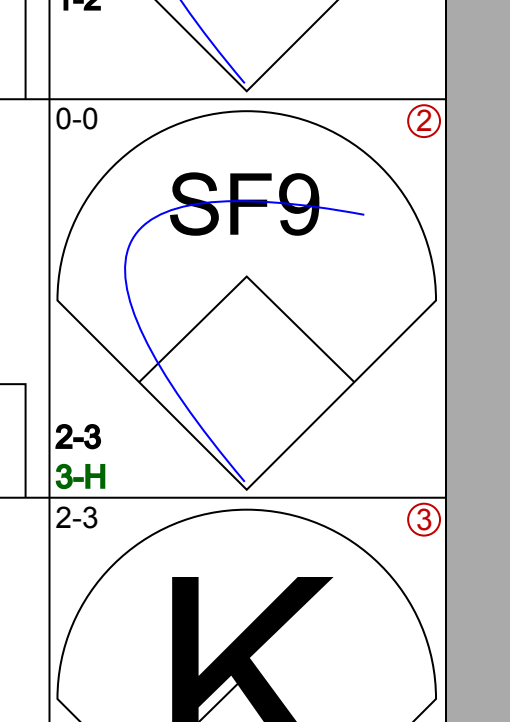
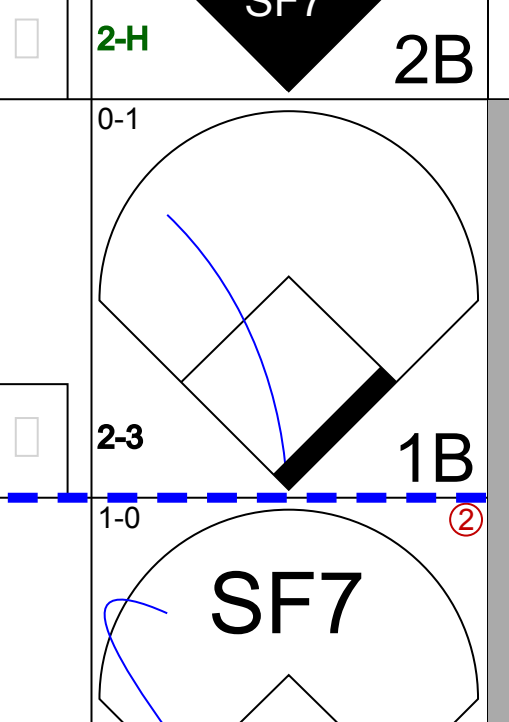
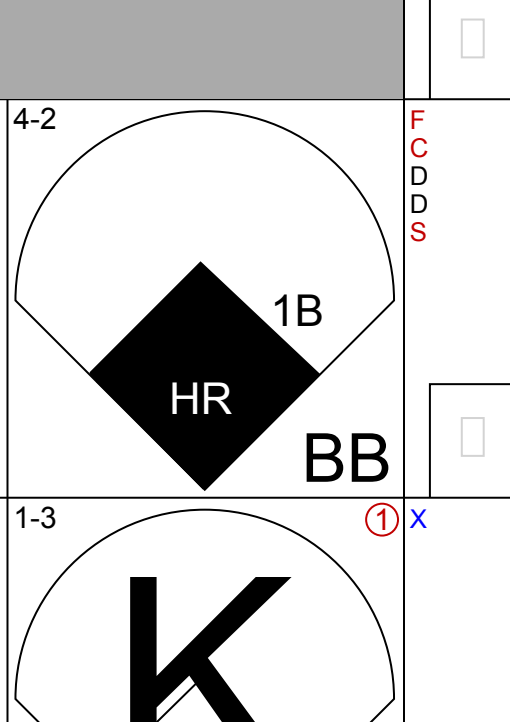

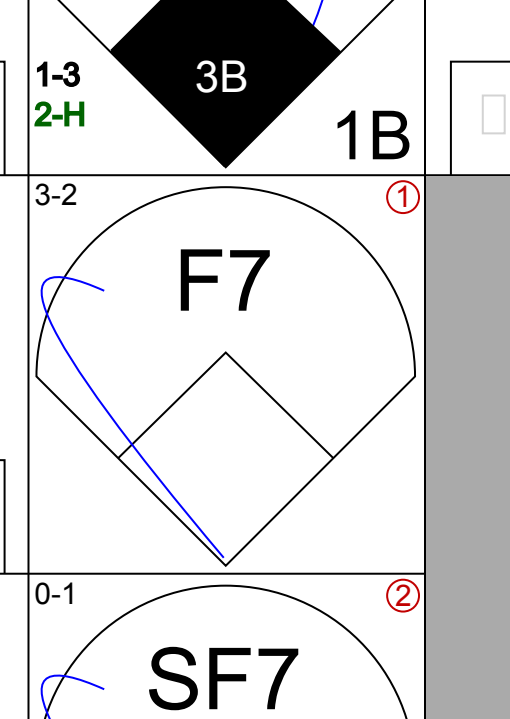
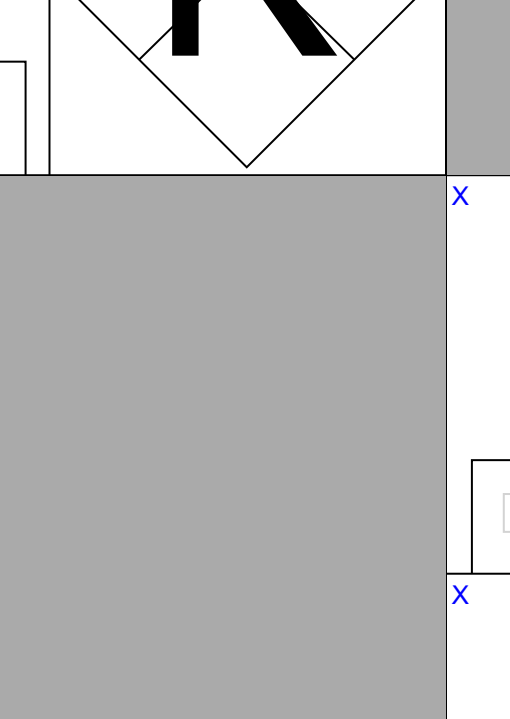
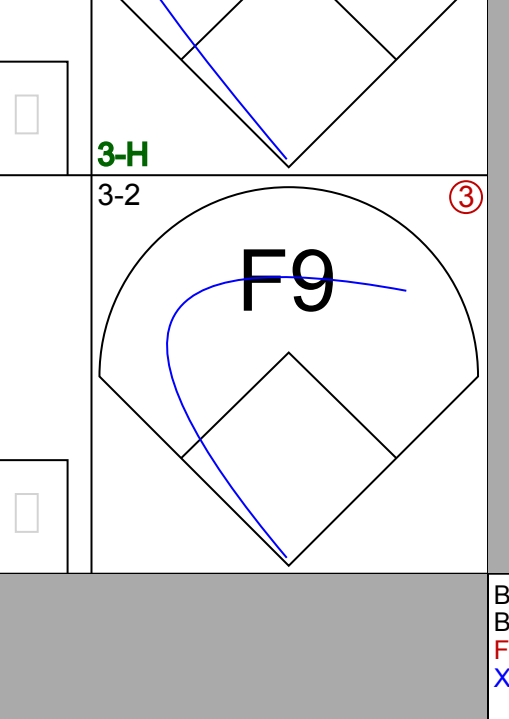
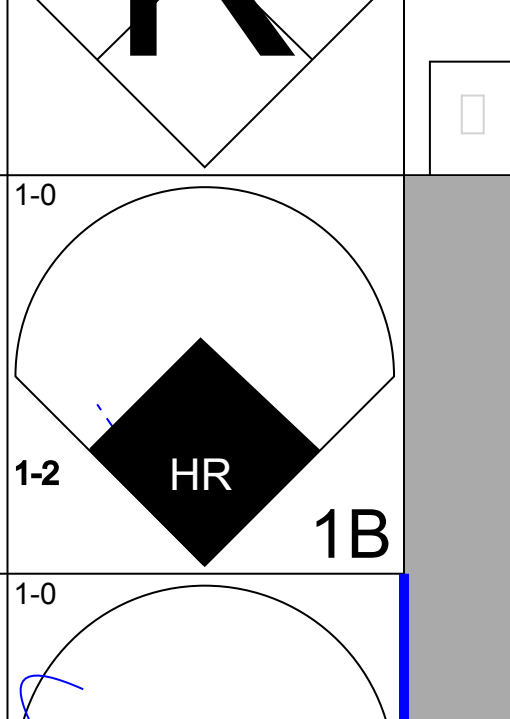
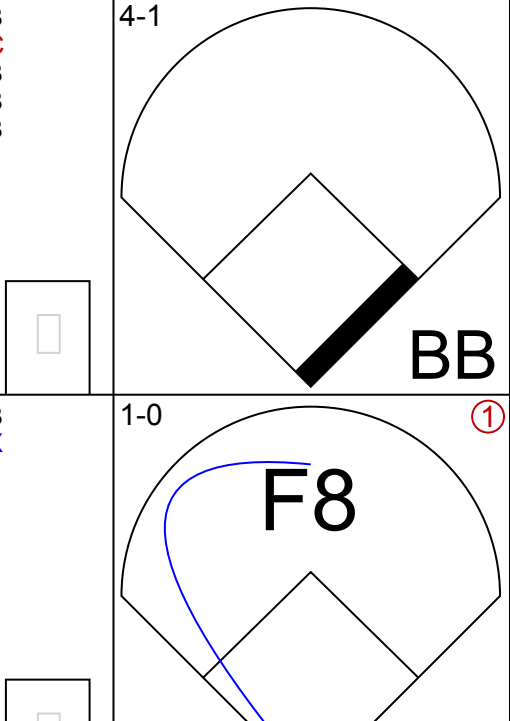
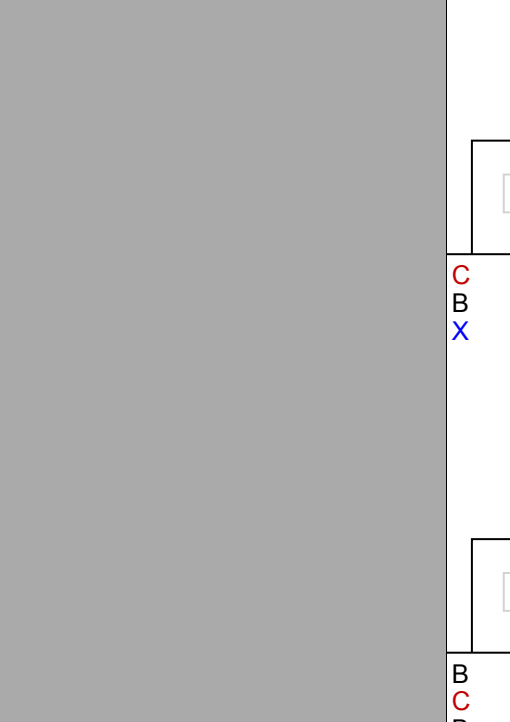
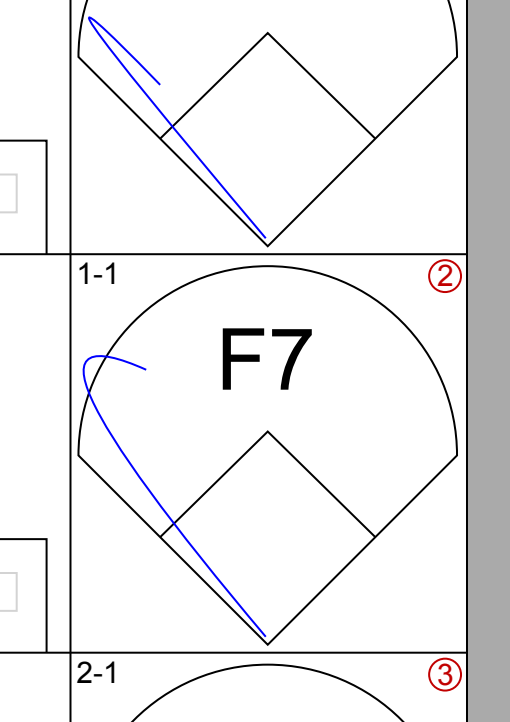

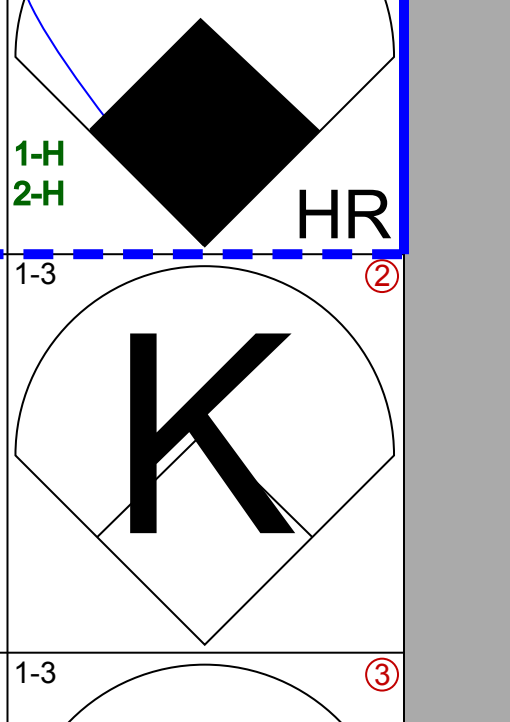
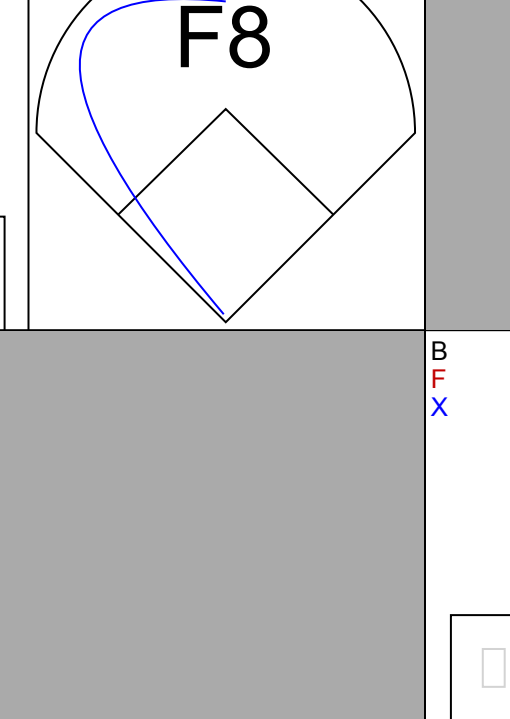
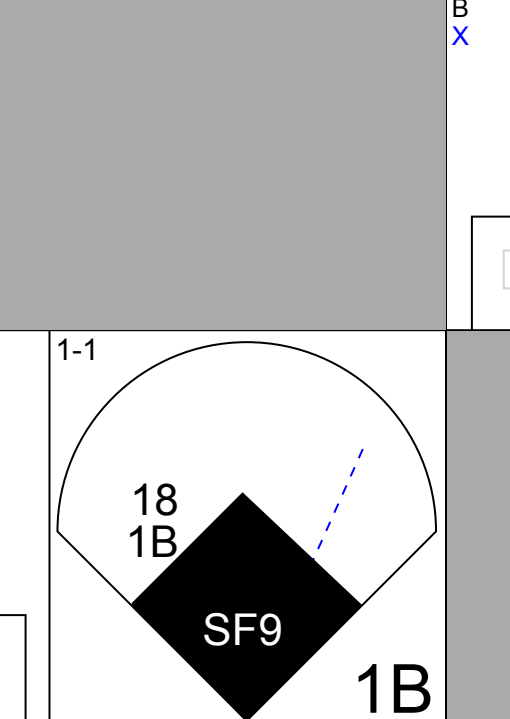
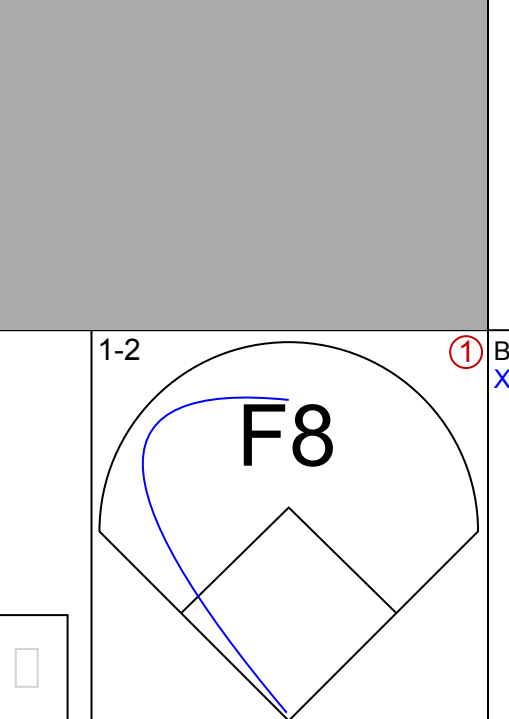
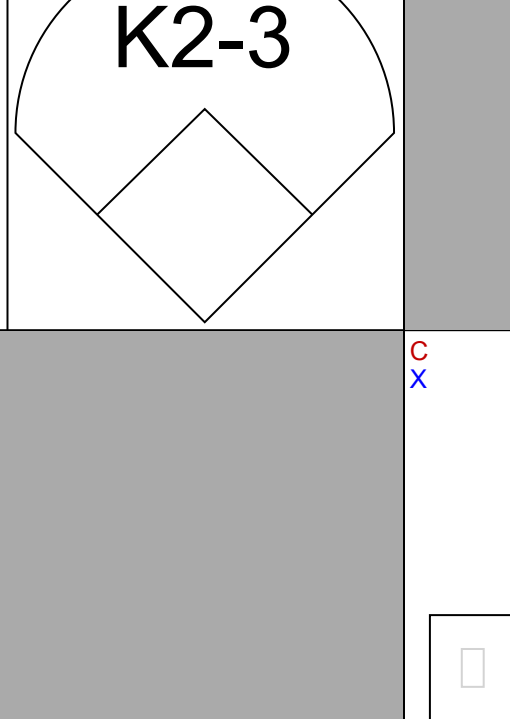
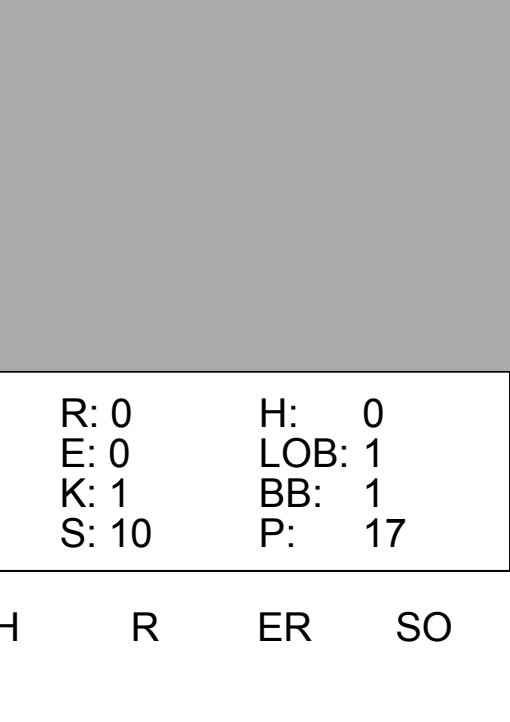
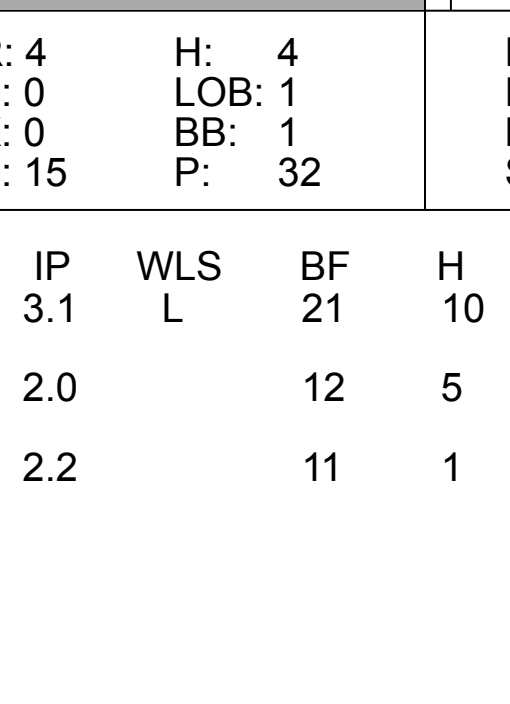
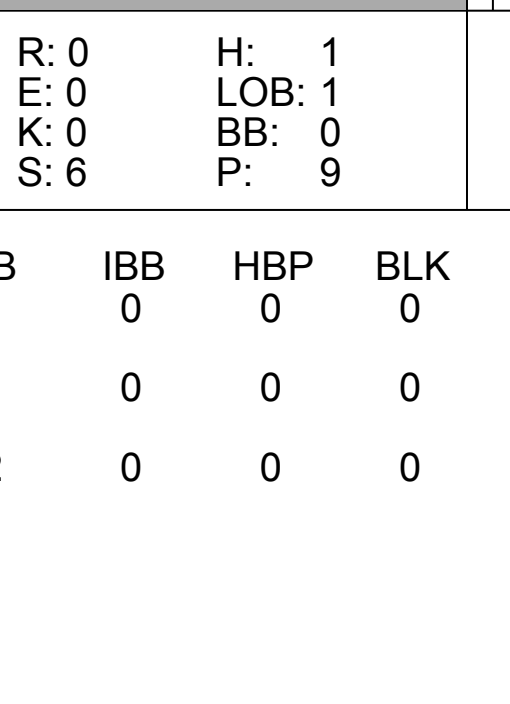
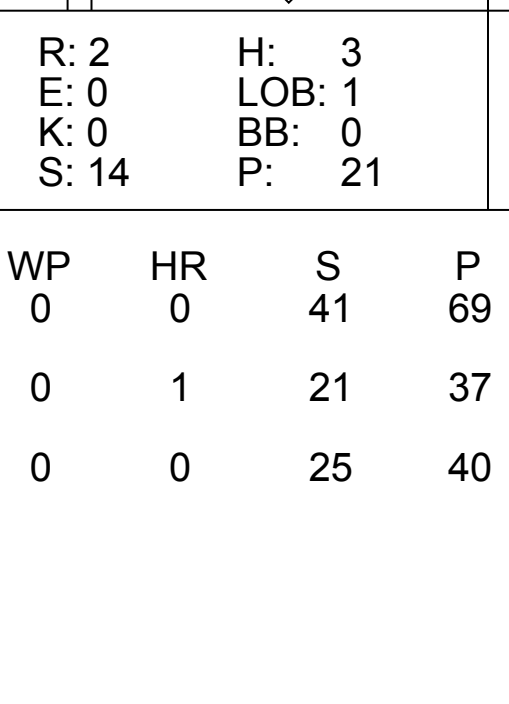
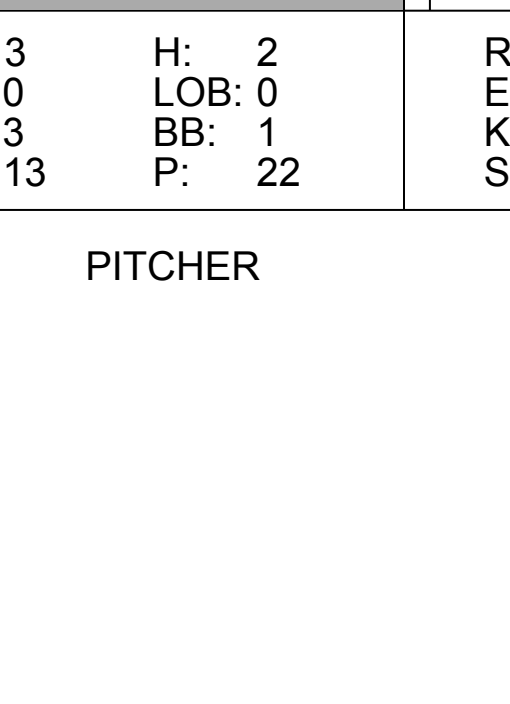



Batter	1	2	3	4	5	6	7	8	9	AB	R	H	RBI	BB	SO	LOB	TOP					
David Eckstein, R OBP: 0.347, SLG: 0.343										3	1	1	1	1	1	0						
Darin Erstad, L OBP: 0.355, SLG: 0.430										5	0	1	1	0	1	2						
27 Vladimir Guerrero, R OBP: 0.394, SLG: 0.599										5	0	2	1	0	1	3						
16 Garret Anderson, L OBP: 0.354, SLG: 0.447										4	1	1	0	1	0	4						
Jose Guillen, R OBP: 0.363, SLG: 0.524										4	0	1	0	1	0	2						
Troy Glaus, R OBP: 0.324, SLG: 0.669										4	1	1	1	1	0	2						
Adam Kennedy, L OBP: 0.345, SLG: 0.392										3	2	1	0	2	0	2	AB 35					
Bengie Molina, R OBP: 0.309, SLG: 0.431										4	2	2	1	1	1	2	R 7					
Josh Paul, R OBP: 0.328, SLG: 0.414										0	0	0	0	0	0	0	H 11					
9 Chone Figgins, S OBP: 0.351, SLG: 0.414										3	0	1	2	1	0	2	RBI 7					
Inning Stats	R: 0 E: 0 K: 1 S: 8	H: 1 LOB: 2 BB: 1 P: 15	R: 2 E: 0 K: 1 S: 18	H: 3 LOB: 3 BB: 1 P: 29	R: 3 E: 1 K: 0 S: 13	H: 2 LOB: 1 BB: 2 P: 25	R: 0 E: 0 K: 0 S: 10	H: 0 LOB: 0 BB: 1 P: 21	R: 0 E: 0 K: 0 S: 10	H: 1 LOB: 0 BB: 0 P: 18	R: 0 E: 0 K: 0 S: 9	H: 0 LOB: 0 BB: 0 P: 11	R: 1 E: 0 K: 1 S: 8	H: 2 LOB: 1 BB: 0 P: 8	R: 1 E: 0 K: 1 S: 11	H: 1 LOB: 1 BB: 1 P: 17	R: 0 E: 0 K: 0 S: 11	H: 1 LOB: 2 BB: 1 P: 19	1B: 7 2B: 4 3B: 0 HR: 0	SF: 1 SAC: 0 DP: 0 HBP: 1	WP: 0 PB: 0 SB: 0 CS: 1	PA: 46
PITCHER	IP	WLS	BF	H	R	ER	SO	BB	IBB	HBP	BLK	WP	HR	S	P	ERA	WHIP					
Bronson Arroyo, R ERA: 4.24	(1, 1)	2.2	19	6	5	4	2	4	0	1	0	0	0	0	38	68	13.50	3.750				
Mike Myers, L ERA: 5.23	(3, 1)	1.0	4	0	0	0	0	1	0	0	0	0	0	9	17	0.00	1.000					
Terry Adams, R ERA: 4.78	(4, 1)	2.1	7	1	0	0	0	1	0	0	0	0	0	21	34	0.00	0.857					
50 Mike Timlin, R ERA: 4.43	(7, 1)	1.2	9	3	2	2	2	1	0	0	0	0	0	18	24	10.80	2.400					
Alan Embree, L ERA: 4.4	(8, 1)	0.1	1	0	0	0	0	0	0	0	0	0	0	1	1	0.00	0.000					

Anaheim Angels @ Boston Red Sox
Fenway Park, Boston, MA
Wed Sep 01 2004, 7:05 PM EDT
Att: 35,076 - Sunny - 79 F

AB 35
R 7
H 11
RBI 7
BB 8
SO 4
LOB 19



Batter	1	2	3	4	5	6	7	8	9	AB	R	H	RBI	BB	SO	LOB	BOTTOM					
18 Johnny Damon, L OBP: 0.387, SLG: 0.467										5	2	4	0	0	0	1						
Mark Bellhorn, S OBP: 0.380, SLG: 0.453										4	2	2	2	1	0	3						
Manny Ramirez, R OBP: 0.409, SLG: 0.628										2	2	1	1	2	1	2						
Gabe Kapler, R OBP: 0.307, SLG: 0.400										0	0	0	0	0	0	0						
34 David Ortiz, L OBP: 0.374, SLG: 0.599										4	1	1	2	0	2	4						
Jason Varitek, S OBP: 0.402, SLG: 0.513										4	1	2	0	1	0	3						
Kevin Millar, R OBP: 0.380, SLG: 0.464										3	2	2	4	0	0	1						
Doug Mientkiewicz, L OBP: 0.329, SLG: 0.390										1	0	0	0	0	0	1						
Orlando Cabrera, R OBP: 0.300, SLG: 0.367										5	1	2	2	0	1	2	AB 36					
Bill Mueller, S OBP: 0.370, SLG: 0.452										5	0	1	0	0	2	3	R 12					
Dave Roberts, L OBP: 0.340, SLG: 0.375										3	1	1	1	0	0	0	H 16					
Inning Stats	R: 4 E: 0 K: 0 S: 15	H: 4 LOB: 1 BB: 1 P: 32	R: 1 E: 0 K: 1 S: 10	H: 2 LOB: 0 BB: 0 P: 15	R: 0 E: 0 K: 0 S: 6	H: 1 LOB: 1 BB: 0 P: 9	R: 2 E: 0 K: 0 S: 14	H: 3 LOB: 1 BB: 0 P: 21	R: 2 E: 0 K: 3 S: 13	H: 2 LOB: 0 BB: 1 P: 22	R: 0 E: 0 K: 1 S: 9	H: 1 LOB: 2 BB: 1 P: 15	R: 0 E: 0 K: 1 S: 10	H: 0 LOB: 1 BB: 1 P: 17	1B: 9 2B: 5 3B: 1 HR: 1	SF: 4 SAC: 0 DP: 0 HBP: 0	WP: 0 PB: 0 SB: 1 CS: 0	PA: 44				
PITCHER	IP	WLS	BF	H	R	ER	SO	BB	IBB	HBP	BLK	WP	HR	S	P	ERA	WHIP					
Aaron Sele, R ERA: 4.77	(1, 1)	3.1	L	21	10	7	7	1	0	0	0	0	0	1	21	37	18.90	3.300				
62 Scott Shields, R ERA: 3.54	(4, 1)	2.0		12	5	5	5	1	1	0	0	0	1	21	37	22.50	3.000					
Kevin Gregg, R ERA: 3.82	(6, 1)	2.2		11	1	0	0	4	2	0	0	0	0	25	40	0.00	1.125					

Anaheim Angels @ Boston Red Sox
Fenway Park, Boston, MA
Wed Sep 01 2004, 7:05 PM EDT
Att: 35,076 - Sunny - 79 F

AB 36
R 12
H 16
RBI 12
BB 4
SO 6
LOB 20



Batter	1	2	3	4	5	6	7	8	9	AB	R	H	RBI	BB	SO	LOB	TOP				
David Eckstein, R (1, 6) OBP: 0.344, SLG: 0.340	1-3 K	1-2 G6-3			1-2 G5-3		2-2 G6-3			4	0	0	0	0	1	1	Anaheim Angels @ Boston Red Sox Fenway Park, Boston, MA Thu Sep 02 2004, 7:05 PM EDT Att: 35,050 - Sunny - 68 F				
Darin Erstad, L (1, 3) OBP: 0.366, SLG: 0.434	3-2 G3		2-1 27 G4-3 16 G6-3 2B		1-2 27 G5-3 1B		1-3 K			4	1	2	0	0	1	0					
27 Vladimir Guerrero, R (1, 9) OBP: 0.363, SLG: 0.567	1-0 16 2B 1B		0-1 G4-3		0-2 G5-3			2-1 F8		4	1	1	0	0	0	2					
16 Garret Anderson, L (1, 8) OBP: 0.353, SLG: 0.448	1-1 1-H 2B		3-1 G6-3		2-1 F9			1-2 G4-3		4	0	1	2	0	0	1					
Jose Guillen, R (1, 7) OBP: 0.361, SLG: 0.520	1-1 G6-3		0-3 K					1-2 G6-3		4	0	0	0	0	2	1					
Troy Glaus, R (1, 10) OBP: 0.390, SLG: 0.656		2-2 G5-3		0-0 G4-3			1-3 K		3-2 CS 1B	4	0	1	0	0	1	0					
Adam Kennedy, L (1, 4) OBP: 0.346, SLG: 0.398		2-2 2B 1B		3-1 E9 9 F9-6 S		0-0 3B		1-3 K	1-2 K	4	1	2	0	0	1	1					
José Molina, R (1, 2) OBP: 0.291, SLG: 0.368 Jeff DaVanon, S (9, PH) OBP: 0.366, SLG: 0.454		0-1 1-H 2B		4-2 SAFE BB		1-3 K		1-1 P6		2	0	1	1	1	1	1					
9 Chone Figgins, S (1, 5) OBP: 0.348, SLG: 0.412		3-2 F7		0-0 F9-6 2-2			0-0 B1-3			1	0	0	0	0	0	3					
Inning Stats	R: 1 E: 0 K: 1 S: 11	H: 2 LOB: 1 BB: 0 P: 18	R: 1 E: 0 K: 0 S: 16	H: 2 LOB: 1 BB: 0 P: 24	R: 1 E: 0 K: 1 S: 9	H: 1 LOB: 0 BB: 0 P: 14	R: 0 E: 1 K: 0 S: 6	H: 0 LOB: 1 BB: 1 P: 13	R: 0 E: 0 K: 3 S: 10	H: 1 LOB: 1 BB: 0 P: 14	R: 0 E: 0 K: 1 S: 8	H: 0 LOB: 0 BB: 0 P: 11	R: 0 E: 0 K: 0 S: 13	H: 0 LOB: 0 BB: 0 P: 17	R: 0 E: 0 K: 1 S: 8	H: 1 LOB: 0 BB: 0 P: 13	1B: 4 2B: 4 3B: 1 HR: 0	SF: 0 SAC: 0 DP: 1 HBP: 0	WP: 0 PB: 0 SB: 2 CS: 1	PA: 35	
PITCHER	IP	WLS	BF	H	R	ER	SO	BB	IBB	HBP	BLK	WP	HR	S	P	ERA	WHIP				
Derek Lowe, R (1, 1) ERA: 5.15	7.1	W	30	7	3	3	6	1	0	0	0	0	0	75	115	3.68	1.091				
Mike Myers, L (8, 1) ERA: 5.18	0.1	H	1	0	0	0	0	0	0	0	0	0	0	3	4	0.00	0.000				
Keith Foulke, R (8, 1) ERA: 1.78	1.1	S	4	1	0	0	1	0	0	0	0	0	0	16	22	0.00	0.750				

Batter	1	2	3	4	5	6	7	8	9	AB	R	H	RBI	BB	SO	LOB	BOTTOM				
18 Johnny Damon, L (1, 8) OBP: 0.390, SLG: 0.471	2-1 2B 2B	1-1 2H 1B		1-0 2B 1B	4-2 PB BB		3-1 F7			4	1	3	1	1	0	0	Anaheim Angels @ Boston Red Sox Fenway Park, Boston, MA Thu Sep 02 2004, 7:05 PM EDT Att: 35,050 - Sunny - 68 F				
Mark Bellhorn, S (1, 4) OBP: 0.382, SLG: 0.458	2-1 P2	4-2 SAFE SAFE SAFE SAFE BB		0-0 1B	3-2 F7		0-1 2B			4	0	2	0	1	0	3					
Manny Ramirez, R (1, 7) OBP: 0.405, SLG: 0.621	0-0 F9	3-3 K		3-3 K		0-0 G1-3	1-3 K			5	0	0	0	0	3	6					
Jason Varitek, S (1, 2) OBP: 0.402, SLG: 0.510	4-1 2B BB	2-3 K		0-2 P5		1-1 BB BB 1B		3-3 K		4	0	1	0	1	2	4					
Kevin Millar, R (1, 10) OBP: 0.380, SLG: 0.465	3-1 1-3 2H 2B		2-2 G5-3	4-2 BB		1-3 K		0-3 K		4	0	1	1	1	2	1					
Orlando Cabrera, R (1, 6) OBP: 0.301, SLG: 0.366	1-2 G6-3		0-0 2B SF9 1B	0-3 K		4-1 BB BB		0-0 F9		4	1	1	0	1	1	5					
Doug Mientkiewicz, L (1, 3) OBP: 0.330, SLG: 0.362		1-3 K	0-0 2B		1-1 F8	4-0 BB		1-2 2-3 BB		3	0	1	0	1	1	0					
Bill Mueller, S (1, 5) OBP: 0.368, SLG: 0.460		2-1 HR	3-2 SF9		2-0 G4-3	3-3 K				3	1	1	2	0	1	3					
Dave Roberts, L (1, 9) OBP: 0.342, SLG: 0.384 Gabe Kapler, R (9, 9) OBP: 0.307, SLG: 0.400		2-1 18 1B 2B	2-2 G4-3		2-2 PB 2B		2-1 G4-3			4	1	2	0	0	0	1					
Inning Stats	R: 1 E: 0 K: 0 S: 11	H: 2 LOB: 2 BB: 1 P: 23	R: 2 E: 0 K: 3 S: 17	H: 3 LOB: 2 BB: 1 P: 32	R: 1 E: 0 K: 0 S: 11	H: 2 LOB: 1 BB: 0 P: 18	R: 0 E: 0 K: 2 S: 14	H: 2 LOB: 3 BB: 1 P: 22	R: 0 E: 0 K: 0 S: 11	H: 1 LOB: 2 BB: 1 P: 23	R: 0 E: 0 K: 2 S: 10	H: 1 LOB: 3 BB: 2 P: 23	R: 0 E: 0 K: 1 S: 9	H: 1 LOB: 1 BB: 0 P: 15	R: 0 E: 0 K: 2 S: 8	H: 0 LOB: 0 BB: 0 P: 11	1B: 4 2B: 7 3B: 0 HR: 1	SF: 1 SAC: 0 DP: 0 HBP: 0	WP: 0 PB: 1 SB: 0 CS: 0	PA: 42	
PITCHER	IP	WLS	BF	H	R	ER	SO	BB	IBB	HBP	BLK	WP	HR	S	P	ERA	WHIP				
40 Bartolo Colon, R (1, 1) ERA: 5.44	4.2	L	28	10	4	4	5	4	0	0	0	0	0	61	112	7.71	3.000				
Brendan Donnelly, R (5, 1) ERA: 3.1	1.1		7	1	0	0	2	2	0	0	0	0	0	13	29	0.00	2.250				
Francisco Rodriguez, R (7, 1) ERA: 1.8	2.0		7	1	0	0	3	0	0	0	0	0	0	17	26	0.00	0.500				

AB	34
R	3
H	8
RBI	3
BB	1
SO	7
LOB	10



AB	35
R	4
H	12
RBI	4
BB	6
SO	10
LOB	23



Batter	1	2	3	4	5	6	7	8	9	AB	R	H	RBI	BB	SO	LOB	TOP					
David Eckstein, R (1.6) OBP: 0.348, SLG: 0.344										3	3	2	0	2	0	2						
Darin Erstad, L (1.3) OBP: 0.369, SLG: 0.434										4	1	2	0	1	1	3						
27 Vladimir Guerrero, R (1.9) OBP: 0.380, SLG: 0.561										5	1	0	0	0	1	8						
16 Garret Anderson, L (1.8) OBP: 0.359, SLG: 0.460										4	2	3	3	1	1	1						
Jose Guillen, R (1.7) OBP: 0.360, SLG: 0.518										4	1	1	0	0	1	1						
Jeff DaVanon, S (7.7) OBP: 0.385, SLG: 0.454										0	0	0	1	0	0	0						
Troy Glaus, R (1.10) OBP: 0.384, SLG: 0.661										5	1	1	1	0	2	3						
Adam Kennedy, L (1.4) OBP: 0.343, SLG: 0.394										4	0	0	0	0	0	2						
Bengie Molina, R (1.2) OBP: 0.316, SLG: 0.447										4	1	3	3	0	0	0						
9 Chone Figgins, S (1.5) OBP: 0.348, SLG: 0.413										4	0	1	0	0	0	1						
Inning Stats	R: 0 E: 0 K: 1 S: 11	H: 2 LOB: 1 BB: 0 P: 15	R: 0 E: 0 K: 2 S: 10	H: 0 LOB: 0 BB: 0 P: 13	R: 0 E: 0 K: 1 S: 12	H: 2 LOB: 2 BB: 0 P: 20	R: 3 E: 0 K: 0 S: 12	H: 3 LOB: 0 BB: 0 P: 15	R: 2 E: 0 K: 0 S: 12	H: 2 LOB: 0 BB: 0 P: 16	R: 1 E: 0 K: 0 S: 9	H: 1 LOB: 0 BB: 0 P: 13	R: 2 E: 0 K: 0 S: 9	H: 1 LOB: 0 BB: 2 P: 19	R: 0 E: 0 K: 1 S: 9	H: 1 LOB: 1 BB: 0 P: 12	R: 2 E: 0 K: 1 S: 16	H: 1 LOB: 1 BB: 2 P: 31	1B: 8 2B: 2 3B: 0 HR: 3	SF: 1 SAC: 0 DP: 2 HBP: 0	WP: 0 PB: 0 SB: 1 CS: 0	PA: 42
PITCHER	IP WLS BF H R ER SO BB IBB HBP BLK WP HR S P ERA WHIP																					
Scott Elarton, R (1.1) ERA: 6.52	6.0 L 27 10 6 6 4 0 0 0 0 0 0 3 66 92 1.667																					
Jeremy Guthrie, R (7.1) ERA: 5.4	0.1 3 0 2 2 0 0 2 0 0 0 0 0 0 5 14 6.000																					
Cliff Bartosh, L (7.1) ERA: 6.0	0.0 1 1 0 0 0 0 0 0 0 0 0 0 0 2 3 ∞ ∞																					
59 Matt Miller, R (7.1) ERA: 3.6	1.2 5 1 0 0 1 0 0 0 0 0 0 0 0 11 14 0.000																					
63 Rafael Betancourt, R (9.1) ERA: 4.42	1.0 6 1 2 2 1 2 0 0 0 1 0 0 0 16 31 18.000																					

Anaheim Angels @ Cleveland Indians
Jacobs Field, Cleveland, OH
Fri Sep 03 2004, 7:05 PM EDT
Att: 20,994 - Unknown - 79 F

AB	37
R	10
H	13
RBI	8
BB	4
SO	6
LOB	21



Batter	1	2	3	4	5	6	7	8	9	AB	R	H	RBI	BB	SO	LOB	BOTTOM			
Coco Crisp, S (1.8) OBP: 0.324, SLG: 0.442										4	0	1	0	1	0	1				
Omar Vizquel, S (1.6) OBP: 0.389, SLG: 0.413										4	1	1	0	1	0	1				
Matt Lawton, L (1.7) OBP: 0.363, SLG: 0.432										3	2	2	2	2	0	2				
41 Victor Martinez, S (1.2) OBP: 0.369, SLG: 0.520										5	0	2	1	0	1	3				
48 Travis Hafner, L (1.10) OBP: 0.405, SLG: 0.579										4	1	2	2	0	0	3				
Ben Broussard, L (1.3) OBP: 0.375, SLG: 0.470										3	0	0	0	1	2	3				
Casey Blake, R (1.5) OBP: 0.358, SLG: 0.493										3	0	1	0	1	0	3				
Jody Gerut, L (1.9) OBP: 0.337, SLG: 0.407										4	1	1	0	0	0	2				
Ronnie Belliard, R (1.4) OBP: 0.363, SLG: 0.430										4	0	0	0	0	0	2				
Inning Stats	R: 0 E: 0 K: 0 S: 11	H: 1 LOB: 1 BB: 1 P: 20	R: 0 E: 0 K: 0 S: 11	H: 2 LOB: 0 BB: 0 P: 14	R: 0 E: 0 K: 1 S: 10	H: 2 LOB: 2 BB: 0 P: 14	R: 0 E: 0 K: 0 S: 8	H: 0 LOB: 0 BB: 0 P: 11	R: 2 E: 0 K: 1 S: 16	H: 1 LOB: 1 BB: 2 P: 26	R: 3 E: 0 K: 0 S: 12	H: 3 LOB: 1 BB: 1 P: 20	R: 0 E: 0 K: 1 S: 8	H: 0 LOB: 1 BB: 1 P: 16	R: 0 E: 0 K: 0 S: 12	H: 0 LOB: 1 BB: 1 P: 21	1B: 7 2B: 2 3B: 0 HR: 1	SF: 0 SAC: 0 DP: 2 HBP: 0	WP: 0 PB: 0 SB: 0 CS: 1	PA: 40
PITCHER	IP WLS BF H R ER SO BB IBB HBP BLK WP HR S P ERA WHIP																			
45 Kelvim Escobar, R (1.1) ERA: 4.1	6.2 W 29 4 4 4 2 4 0 0 0 0 0 1 73 113 5.400																			
Brendan Donnelly, R (7.1) ERA: 3.38	0.1 3 2 1 1 0 0 0 0 0 0 0 0 0 5 6 27.000																			
Francisco Rodriguez, R (8.1) ERA: 1.77	1.0 H 4 0 0 0 1 1 0 0 0 0 0 0 8 16 0.000																			
Troy Percival, R (9.1) ERA: 3.4	1.0 4 0 0 0 0 1 0 0 0 0 0 0 0 12 21 0.000																			

Anaheim Angels @ Cleveland Indians
Jacobs Field, Cleveland, OH
Fri Sep 03 2004, 7:05 PM EDT
Att: 20,994 - Unknown - 79 F

AB	34
R	5
H	10
RBI	5
BB	6
SO	3
LOB	20



Batter	1	2	3	4	5	6	7	8	9	AB	R	H	RBI	BB	SO	LOB	TOP								
David Eckstein, R (1, 6) OBP: 0.344, SLG: 0.338	G4-3		G4-3		G4-3			K		4	0	0	0	0	1	1	Anaheim Angels @ Cleveland Indians Jacobs Field, Cleveland, OH Sun Sep 05 2004, 8:05 PM EDT Att: 26,208 - Sunny - 79 F								
Darin Erstad, L (1, 3) OBP: 0.394, SLG: 0.428	G5-3			G6-3		G6-3	16 F9 27 1B	G1-3		4	0	1	0	0	0	0									
27 Vladimir Guerrero, R (1, 9) OBP: 0.391, SLG: 0.559	K			G6-3		G6-3	G6-4-3 1B		0-0	4	0	2	0	0	1	0									
16 Garret Anderson, L (1, 8) OBP: 0.361, SLG: 0.465		G6-4-3 1B		G4-3		G4-3	F9	K	1-3	4	0	1	0	0	1	3									
Troy Glaus, R (1, 10) OBP: 0.379, SLG: 0.672	G6-4-3						G6-4-3	K	2-3	4	1	1	1	0	1	4									
Jeff DaVanon, S (1, 7) OBP: 0.387, SLG: 0.447							HR		4-2	2	1	1	0	2	0	0									
Adam Kennedy, L (1, 4) OBP: 0.343, SLG: 0.393	P6					G6-3 9 2B BB	G1-3	F8	0-2	4	0	0	0	0	0	4									
Bengie Molina, R (1, 2) OBP: 0.311, SLG: 0.438			G6-3		G6-3			K	2-3	3	0	0	0	0	1	1									
9 Chone Figgins, S (1, 5) OBP: 0.348, SLG: 0.414			F8					G6-3	2-2	3	0	1	1	0	0	0									
Inning Stats	R: 0 E: 0 K: 1 S: 10	H: 0 LOB: 0 BB: 0 P: 12	R: 0 E: 0 K: 0 S: 8	H: 2 LOB: 1 BB: 0 P: 12	R: 0 E: 0 K: 0 S: 10	H: 0 LOB: 0 BB: 0 P: 12	R: 0 E: 0 K: 0 S: 4	H: 0 LOB: 0 BB: 0 P: 6	R: 2 E: 0 K: 0 S: 15	H: 2 LOB: 1 BB: 1 P: 21	R: 0 E: 0 K: 0 S: 13	H: 2 LOB: 1 BB: 0 P: 20	R: 0 E: 0 K: 1 S: 10	H: 0 LOB: 0 BB: 0 P: 13	R: 0 E: 0 K: 1 S: 8	H: 0 LOB: 0 BB: 0 P: 10	R: 0 E: 0 K: 2 S: 12	H: 1 LOB: 2 BB: 1 P: 19	1B: 5 2B: 1 3B: 0 HR: 1	SF: 0 SAC: 0 DP: 2 HBP: 0	WP: 0 PB: 0 SB: 2 CS: 0	PA: 34			
PITCHER	IP	WLS	BF	H	R	ER	SO	BB	IBB	HBP	BLK	WP	HR	S	P	ERA	WHIP								
37 Jake Westbrook, R (1, 1) ERA: 3.37	8.0	L	29	6	2	2	3	1	0	0	0	0	1	78	106	2.25	0.875								
59 Matt Miller, R (9, 1) ERA: 3.47	0.2		4	1	0	0	2	1	0	0	0	0	0	9	16	0.00	3.000								
63 Rafael Betancourt, R (9, 1) ERA: 4.4	0.1		1	0	0	0	0	0	0	0	0	0	0	3	3	0.00	0.000								

Batter	1	2	3	4	5	6	7	8	9	AB	R	H	RBI	BB	SO	LOB	BOTTOM								
Matt Lawton, L (1, 7) OBP: 0.360, SLG: 0.427	G4-3		P2			F8		G3		4	0	0	0	0	0	1	Anaheim Angels @ Cleveland Indians Jacobs Field, Cleveland, OH Sun Sep 05 2004, 8:05 PM EDT Att: 26,208 - Sunny - 79 F								
Omar Vizquel, S (1, 6) OBP: 0.397, SLG: 0.409	G4-3					G3		K	0-3	3	0	0	0	1	1	1									
48 Travis Hafner, L (1, 10) OBP: 0.404, SLG: 0.577			P6			41 F 2B		2-1	1-3	3	1	1	0	1	1	1									
41 Victor Martinez, S (1, 2) OBP: 0.363, SLG: 0.511	G3					E4		G1-3	1-0	4	0	0	0	0	1	1									
Ben Broussard, L (1, 3) OBP: 0.369, SLG: 0.462		L4				K		K	3-3	4	0	0	0	0	2	1									
Casey Blake, R (1, 5) OBP: 0.356, SLG: 0.490		K				G6-3		F9	3-2	3	0	0	0	0	1	0									
Coco Crisp, S (1, 8) OBP: 0.327, SLG: 0.441						F9		K2-3	2-3	2	0	0	0	1	1	0									
Jody Gerut, L (1, 9) OBP: 0.334, SLG: 0.404		F8				F7		G5-3	1-1	3	0	0	0	0	0	1									
John McDonald, R (1, 4) OBP: 0.261, SLG: 0.381 Ronnie Belliard, R (8, PH) OBP: 0.363, SLG: 0.432			G6-3			K2-3		G3 48 2-1 2B	1-0	2	0	0	0	0	1	0									
Inning Stats	R: 0 E: 0 K: 0 S: 8	H: 0 LOB: 1 BB: 1 P: 15	R: 0 E: 0 K: 1 S: 7	H: 0 LOB: 1 BB: 1 P: 16	R: 0 E: 0 K: 0 S: 7	H: 0 LOB: 1 BB: 1 P: 13	R: 0 E: 0 K: 1 S: 7	H: 0 LOB: 0 BB: 0 P: 10	R: 0 E: 0 K: 1 S: 7	H: 0 LOB: 0 BB: 0 P: 10	R: 1 E: 1 K: 1 S: 13	H: 1 LOB: 1 BB: 0 P: 20	R: 0 E: 0 K: 1 S: 8	H: 0 LOB: 0 BB: 0 P: 14	R: 0 E: 0 K: 1 S: 8	H: 1 LOB: 1 BB: 0 P: 13	R: 0 E: 0 K: 2 S: 7	H: 0 LOB: 0 BB: 0 P: 12	1B: 0 2B: 2 3B: 0 HR: 0	SF: 0 SAC: 0 DP: 0 HBP: 0	WP: 0 PB: 0 SB: 0 CS: 0	PA: 32			
PITCHER	IP	WLS	BF	H	R	ER	SO	BB	IBB	HBP	BLK	WP	HR	S	P	ERA	WHIP								
41 John Lackey, R (1, 1) ERA: 4.88	7.1	W	28	2	1	0	5	3	0	0	0	0	0	60	105	0.00	0.682								
Francisco Rodriguez, R (8, 1) ERA: 1.73	1.2	S	5	0	0	0	3	0	0	0	0	0	0	12	18	0.00	0.000								

Batter	1	2	3	4	5	6	7	8	9	AB	R	H	RBI	BB	SO	LOB	TOP								
3 Reed Johnson, R OBP: 0.328, SLG: 0.391	G1-3		G6-3				P6			4	0	1	0	0	0	0	Toronto Blue Jays @ Anaheim Angels Angel Stadium of Anaheim, Anaheim, CA Tue Sep 07 2004, 7:05 PM PDT Att: 36,277 - Sunny - 83 F								
Orlando Hudson, S OBP: 0.347, SLG: 0.443	L5				PO	E9		K	4	0	1	0	0	0	1										
10 Vernon Wells, R OBP: 0.333, SLG: 0.446	F8					G5-3		G5-3	4	0	1	0	0	0	1										
Carlos Delgado, L OBP: 0.357, SLG: 0.509			P6			K		G5-3	4	0	1	0	0	1	3										
15 Alex Rios, R OBP: 0.335, SLG: 0.405						F8			G1-3	4	0	0	0	0	2										
Eric Hinske, L OBP: 0.321, SLG: 0.394	F8							F9	4	1	1	0	0	1	1										
9 Gregg Zaun, S OBP: 0.384, SLG: 0.409					G1-3		HR	BB	2	1	1	2	2	0	0										
Gabe Gross, L OBP: 0.322, SLG: 0.329							F8	K	4	0	0	0	0	3	3										
8 Russ Adams, L OBP: 0.333, SLG: 0.667			G3			P6			3	0	0	0	0	1	0										
Inning Stats	R: 0 E: 0 K: 0 S: 12	H: 0 LOB: 0 BB: 0 P: 17	R: 0 E: 0 K: 2 S: 11	H: 1 LOB: 2 BB: 1 P: 20	R: 0 E: 0 K: 0 S: 13	H: 2 LOB: 2 BB: 0 P: 18	R: 0 E: 0 K: 2 S: 8	H: 0 LOB: 0 BB: 0 P: 12	R: 0 E: 0 K: 1 S: 9	H: 1 LOB: 0 BB: 0 P: 15	R: 0 E: 1 K: 1 S: 11	H: 0 LOB: 1 BB: 0 P: 15	R: 2 E: 0 K: 1 S: 12	H: 2 LOB: 0 BB: 0 P: 17	R: 0 E: 0 K: 1 S: 10	H: 0 LOB: 0 BB: 1 P: 15	R: 0 E: 0 K: 1 S: 7	H: 0 LOB: 1 BB: 1 P: 12	1B: 5 2B: 0 3B: 0 HR: 1	SF: 0 SAC: 0 DP: 0 HBP: 0	WP: 0 PB: 0 SB: 1 CS: 0	PA: 36			
PITCHER	IP	WLS	BF	H	R	ER	SO	BB	IBB	HBP	BLK	WP	HR	S	P	ERA	WHIP								
40 Bartolo Colon, R ERA: 5.33	7.0	W	28	6	2	2	7	1	0	0	0	0	1	76	114	2.57	1.000								
Francisco Rodríguez, R ERA: 1.71	1.0	H	3	0	0	0	1	0	0	0	0	0	0	10	15	0.00	0.000								
Troy Percival, R ERA: 3.24	1.0	S	4	0	0	0	1	1	0	0	0	0	0	7	12	0.00	1.000								

AB	33
R	2
H	6
RBI	2
BB	2
SO	9
LOB	10



Batter	1	2	3	4	5	6	7	8	9	AB	R	H	RBI	BB	SO	LOB	BOTTOM								
David Eckstein, R OBP: 0.343, SLG: 0.338	F7			G3	L6		G5-3			4	1	1	0	0	0	0	Toronto Blue Jays @ Anaheim Angels Angel Stadium of Anaheim, Anaheim, CA Tue Sep 07 2004, 7:05 PM PDT Att: 36,277 - Sunny - 83 F								
Darin Erstad, L OBP: 0.395, SLG: 0.428	G4-3			G3				BB	3	0	1	0	1	0	1										
27 Vladimir Guerrero, R OBP: 0.380, SLG: 0.599	G5-3				F7		G6-3		4	1	1	1	0	0	2										
16 Garret Anderson, L OBP: 0.362, SLG: 0.474				P6			HR		4	1	2	1	0	0	1										
Troy Glaus, R OBP: 0.376, SLG: 0.659	F8			E5		G6-3		G6-4-3	4	0	1	0	0	0	1										
Jose Guillen, R OBP: 0.359, SLG: 0.516	G4-3			F7		L8			4	0	1	0	0	0	1										
Adam Kennedy, L OBP: 0.344, SLG: 0.394			F7					K	4	1	2	0	0	1	1										
Bengie Molina, R OBP: 0.312, SLG: 0.436			F8		P4				3	0	1	0	0	0	1										
9 Chone Figgins, S OBP: 0.348, SLG: 0.419			L9					FC3-6	3	1	1	2	0	0	2										
Inning Stats	R: 0 E: 0 K: 0 S: 8	H: 0 LOB: 0 BB: 0 P: 11	R: 0 E: 0 K: 0 S: 5	H: 0 LOB: 0 BB: 0 P: 7	R: 0 E: 0 K: 0 S: 9	H: 0 LOB: 0 BB: 0 P: 14	R: 2 E: 1 K: 0 S: 14	H: 3 LOB: 1 BB: 0 P: 16	R: 2 E: 0 K: 0 S: 10	H: 3 LOB: 1 BB: 0 P: 14	R: 1 E: 0 K: 0 S: 12	H: 3 LOB: 2 BB: 0 P: 18	R: 0 E: 0 K: 0 S: 5	H: 0 LOB: 0 BB: 1 P: 14	R: 0 E: 0 K: 1 S: 6	H: 2 LOB: 1 BB: 0 P: 8	1B: 8 2B: 1 3B: 0 HR: 2	SF: 0 SAC: 0 DP: 1 HBP: 0	WP: 0 PB: 0 SB: 1 CS: 1	PA: 34					
PITCHER	IP	WLS	BF	H	R	ER	SO	BB	IBB	HBP	BLK	WP	HR	S	P	ERA	WHIP								
Dave Bush, R ERA: 3.88	5.2	L	26	9	5	4	4	0	0	0	0	0	0	55	75	6.35	1.588								
Sean Douglass, R ERA: 6.28	2.1		8	2	0	0	1	1	0	0	0	0	0	14	27	0.00	1.286								

AB	33
R	5
H	11
RBI	4
BB	1
SO	1
LOB	10



Batter	1	2	3	4	5	6	7	8	9	AB	R	H	RBI	BB	SO	LOB	TOP					
3 Reed Johnson, R OBP: 0.325, SLG: 0.387										4	0	0	0	0	2	1	Toronto Blue Jays @ Anaheim Angels Angel Stadium of Anaheim, Anaheim, CA Wed Sep 08 2004, 7:05 PM PDT Att: 36,905 - Sunny - 76 F					
Orlando Hudson, S OBP: 0.346, SLG: 0.444										3	1	1	0	1	1	0						
10 Vernon Wells, R OBP: 0.331, SLG: 0.442										4	0	0	0	0	1	2						
Carlos Delgado, L OBP: 0.356, SLG: 0.509										4	0	1	1	0	2	0						
15 Alex Rios, R OBP: 0.332, SLG: 0.400										4	0	0	0	0	2	1						
Eric Hinske, L OBP: 0.320, SLG: 0.392										3	0	0	0	0	1	0						
9 Gregg Zaun, S OBP: 0.383, SLG: 0.408										3	0	1	0	0	2	0						
Gabe Gross, L OBP: 0.323, SLG: 0.329										3	0	1	0	0	2	1						
8 Russ Adams, L OBP: 0.333, SLG: 0.583										3	0	1	0	0	1	1						
Inning Stats	R: 1 H: 2 E: 0 K: 1 S: 13	H: 2 LOB: 1 BB: 0 P: 21	R: 0 H: 1 E: 0 K: 1 S: 8	H: 1 LOB: 1 BB: 0 P: 15	R: 0 H: 0 E: 0 K: 1 S: 9	H: 0 LOB: 0 BB: 1 P: 18	R: 0 H: 0 E: 0 K: 2 S: 8	H: 0 LOB: 0 BB: 0 P: 12	R: 0 H: 1 E: 0 K: 2 S: 12	H: 1 LOB: 1 BB: 0 P: 16	R: 0 H: 0 E: 0 K: 2 S: 7	H: 0 LOB: 0 BB: 0 P: 8	R: 0 H: 1 E: 0 K: 2 S: 10	H: 1 LOB: 1 BB: 0 P: 15	R: 0 H: 0 E: 0 K: 1 S: 7	H: 0 LOB: 0 BB: 0 P: 10	R: 0 H: 0 E: 0 K: 2 S: 7	H: 0 LOB: 0 BB: 0 P: 9	1B: 3 2B: 3 3B: 0 HR: 0	SF: 0 SAC: 0 DP: 1 HBP: 0	WP: 1 PB: 0 SB: 1 CS: 0	PA: 32
PITCHER	IP WLS BF H R ER SO BB IBB HBP BLK WP HR S P ERA WHIP																					
45 Kelvin Escobar, R ERA: 3.97	(1, 1) 8.0 L 29 5 1 1 12 1 0 0 0 0 1 0 74 115 1.12 0.750																					
Brendan Donnelly, R ERA: 3.26	(9, 1) 1.0 S 3 0 0 0 2 0 0 0 0 0 0 0 7 9 0.00 0.000																					

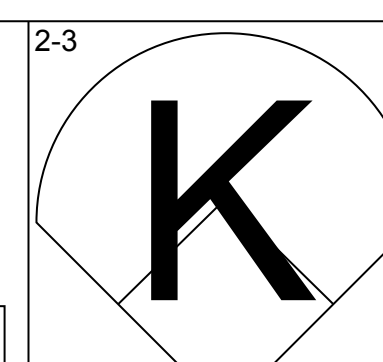
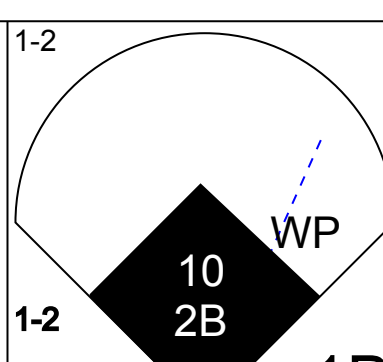
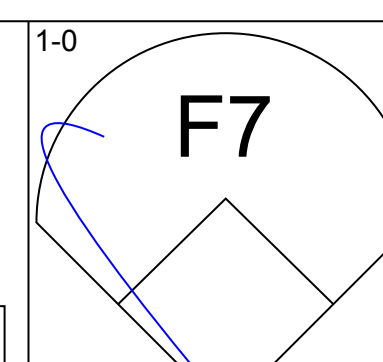
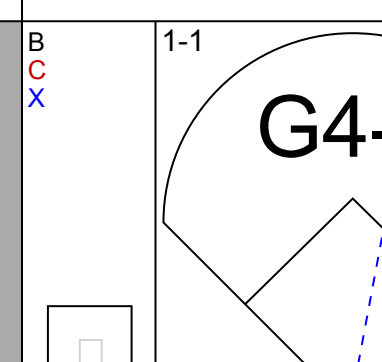
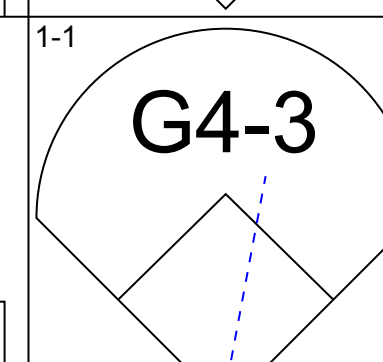
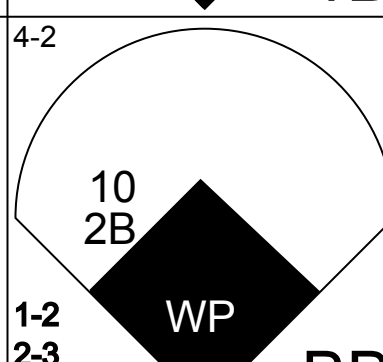
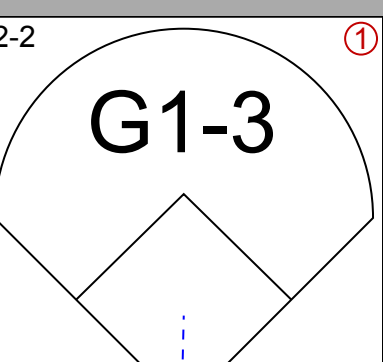
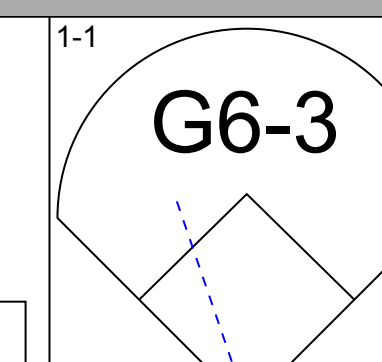
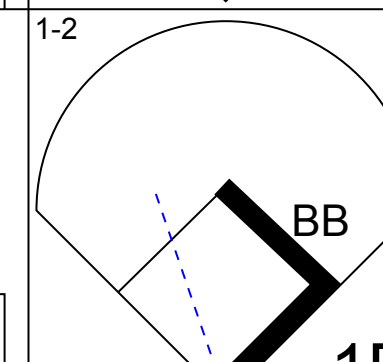
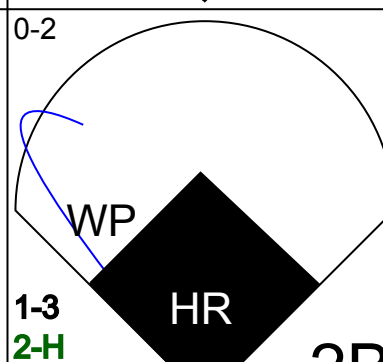
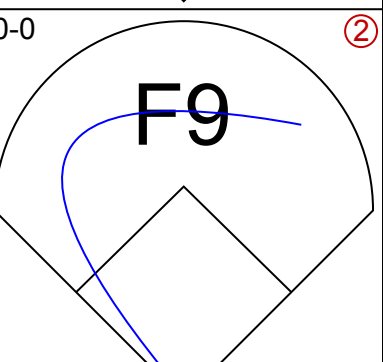
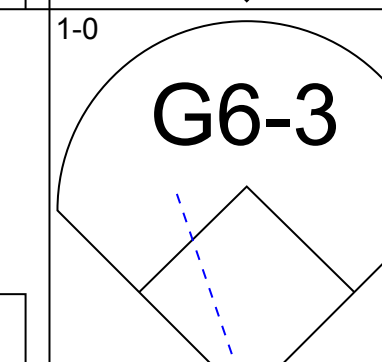
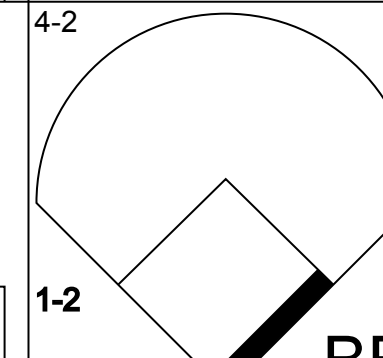
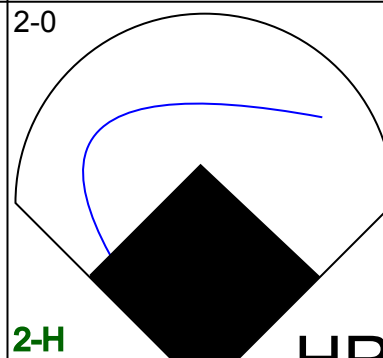
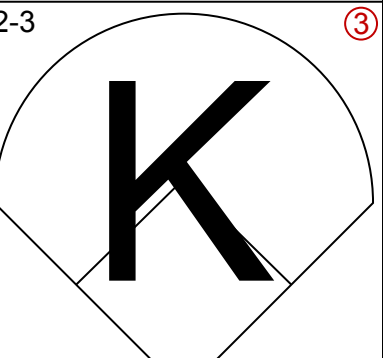
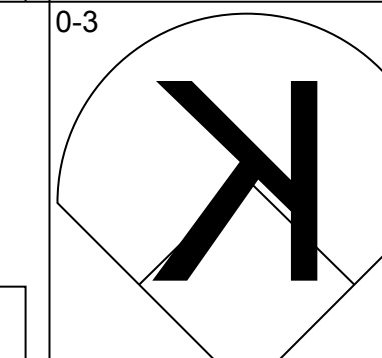
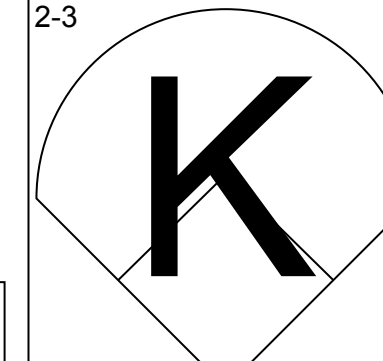
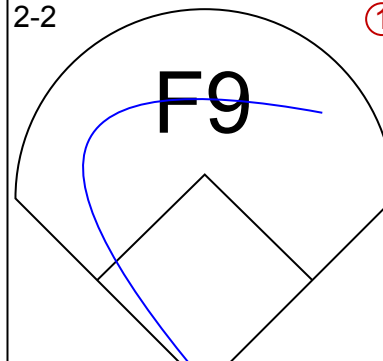
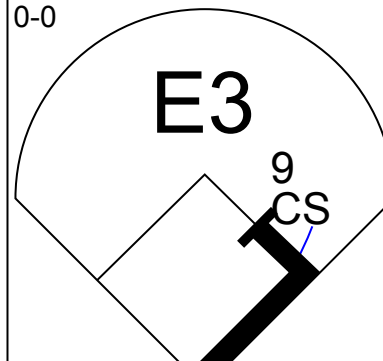
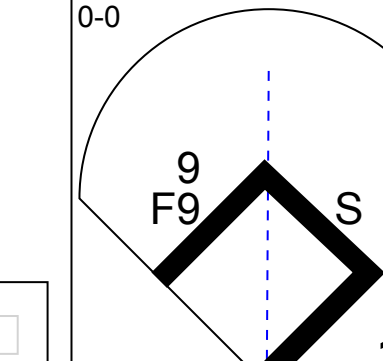
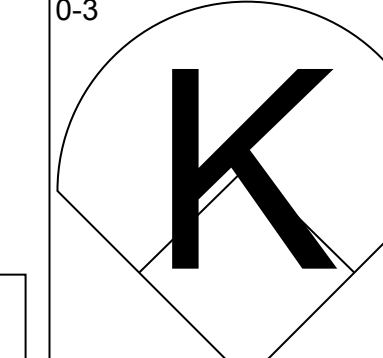

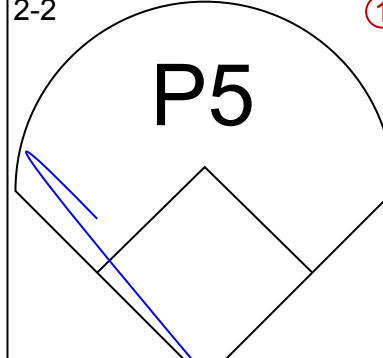
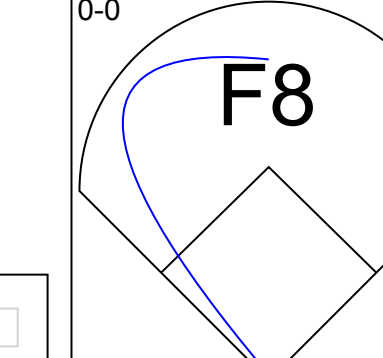
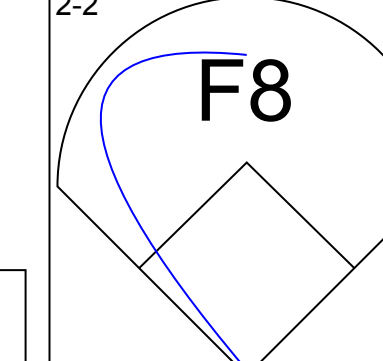
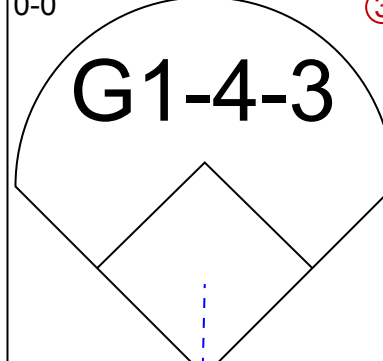
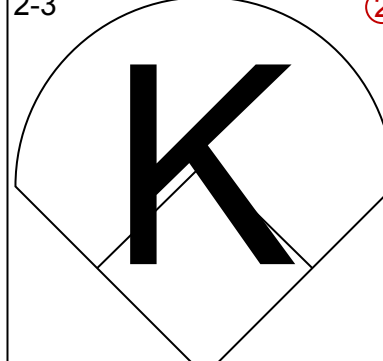
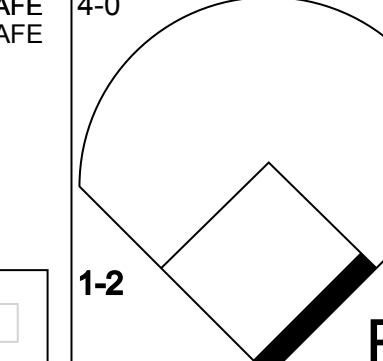
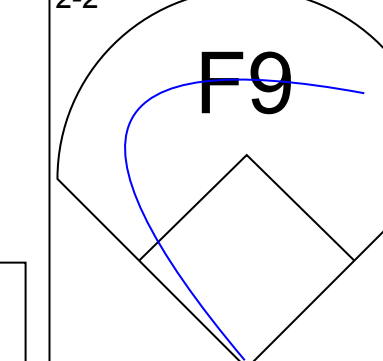
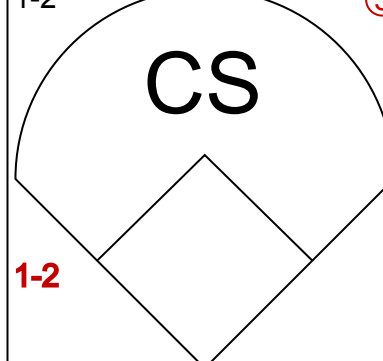
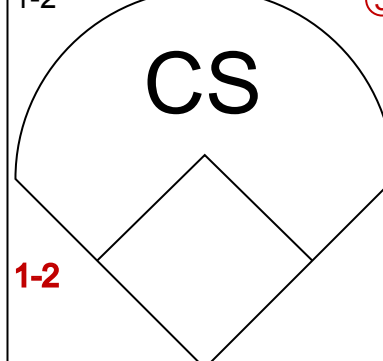
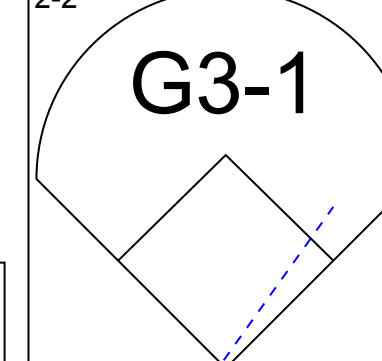

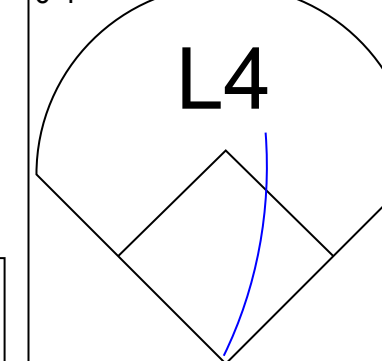
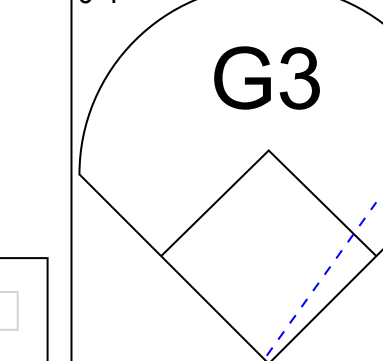
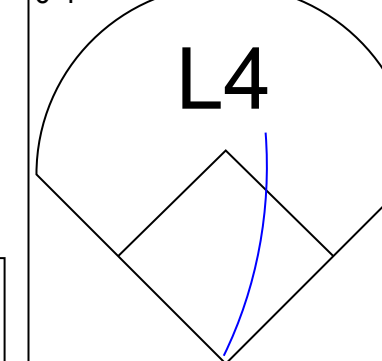
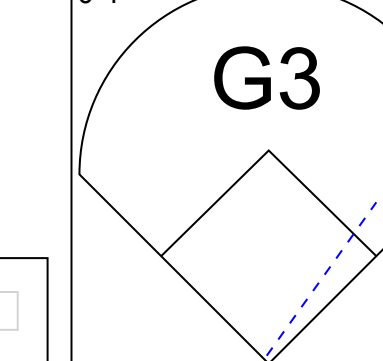
AB	31
R	1
H	5
RBI	1
BB	1
SO	14
LOB	6



Batter	1	2	3	4	5	6	7	8	9	AB	R	H	RBI	BB	SO	LOB	BOTTOM					
David Eckstein, R OBP: 0.341, SLG: 0.335										4	0	0	0	0	0	0	Toronto Blue Jays @ Anaheim Angels Angel Stadium of Anaheim, Anaheim, CA Wed Sep 08 2004, 7:05 PM PDT Att: 36,905 - Sunny - 76 F					
Darin Erstad, L OBP: 0.382, SLG: 0.423										4	0	0	0	0	0	0						
27 Vladimir Guerrero, R OBP: 0.379, SLG: 0.556										3	0	1	0	0	0	0						
16 Garret Anderson, L OBP: 0.360, SLG: 0.470										3	0	0	0	0	1	1						
Troy Glaus, R OBP: 0.375, SLG: 0.650										2	0	0	0	1	0	0						
Jose Guillen, R OBP: 0.357, SLG: 0.513										3	0	0	0	0	0	1						
Adam Kennedy, L OBP: 0.344, SLG: 0.393										3	0	1	0	0	2	1						
Bengie Molina, R OBP: 0.308, SLG: 0.432										3	0	0	0	0	0	2						
9 Chone Figgins, S OBP: 0.346, SLG: 0.417										3	0	0	0	0	0	0						
Inning Stats	R: 0 H: 0 E: 0 K: 0 S: 5	H: 0 LOB: 0 BB: 0 P: 10	R: 0 H: 0 E: 0 K: 1 S: 8	H: 0 LOB: 0 BB: 0 P: 12	R: 0 H: 0 E: 0 K: 1 S: 6	H: 0 LOB: 0 BB: 0 P: 10	R: 0 H: 1 E: 0 K: 0 S: 7	H: 1 LOB: 1 BB: 0 P: 12	R: 0 H: 0 E: 0 K: 1 S: 7	H: 0 LOB: 0 BB: 1 P: 16	R: 0 H: 0 E: 0 K: 0 S: 6	H: 0 LOB: 0 BB: 0 P: 9	R: 0 H: 0 E: 0 K: 0 S: 7	H: 0 LOB: 0 BB: 0 P: 12	R: 0 H: 1 E: 0 K: 0 S: 8	H: 1 LOB: 0 BB: 0 P: 13	R: 0 H: 0 E: 0 K: 0 S: 8	H: 0 LOB: 0 BB: 0 P: 13	1B: 2 2B: 0 3B: 0 HR: 0	SF: 0 SAC: 0 DP: 0 HBP: 0	WP: 1 PB: 0 SB: 1 CS: 1	PA: 30
PITCHER	IP WLS BF H R ER SO BB IBB HBP BLK WP HR S P ERA WHIP																					
Justin Miller, R ERA: 5.04	(1, 1) 8.0 W 26 2 0 0 3 1 0 0 0 0 1 0 54 94 0.00 0.375																					
Justin Speier, R ERA: 3.86	(9, 1) 1.0 S 3 0 0 0 0 0 0 0 0 0 0 0 8 13 0.00 0.000																					

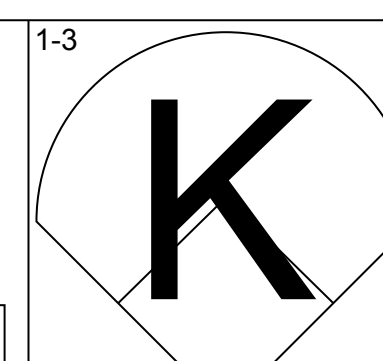
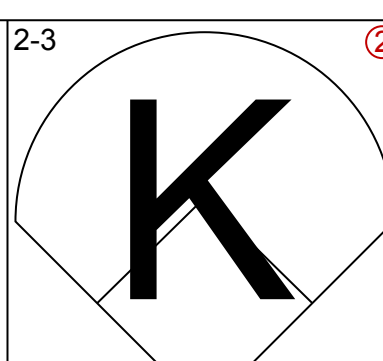
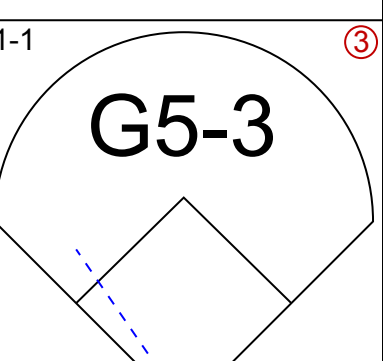
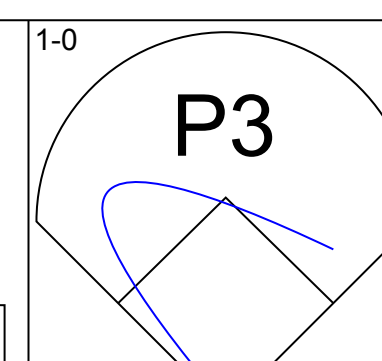
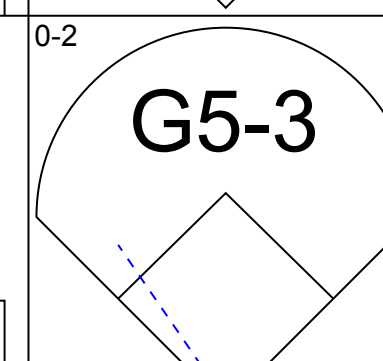
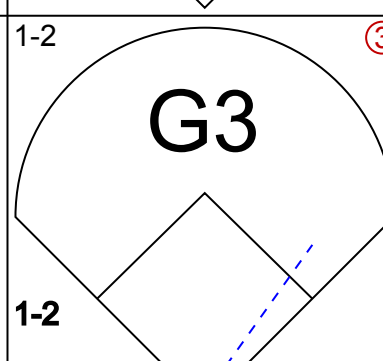
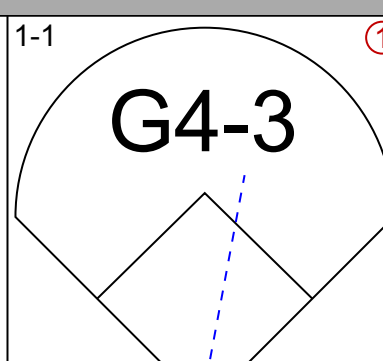
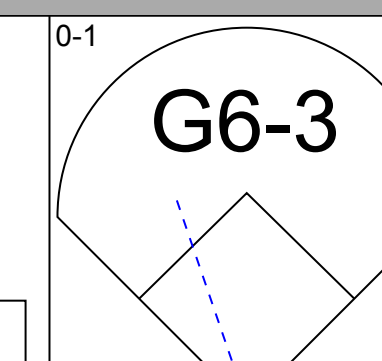
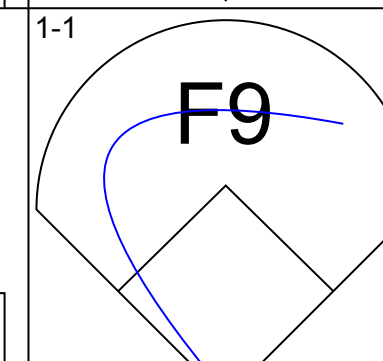
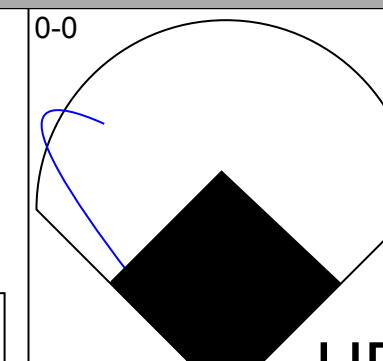
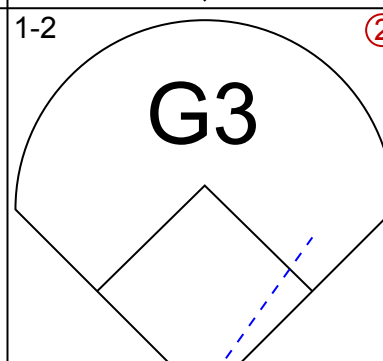
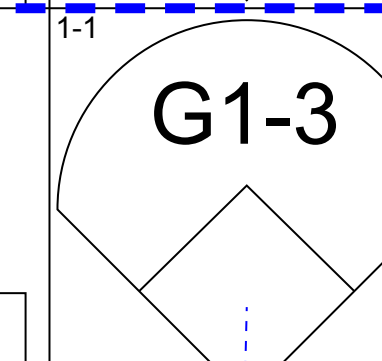
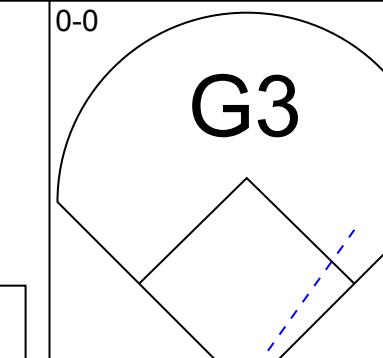
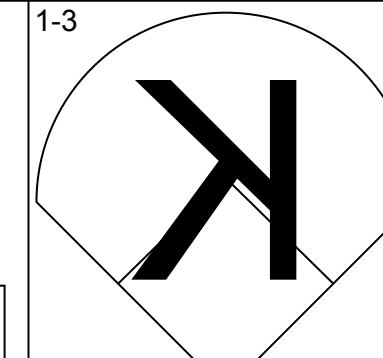
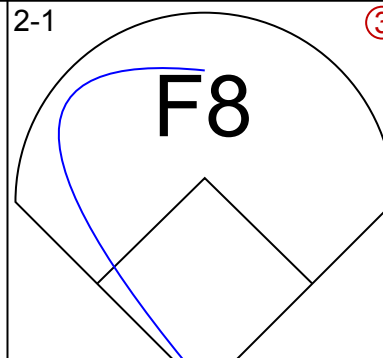
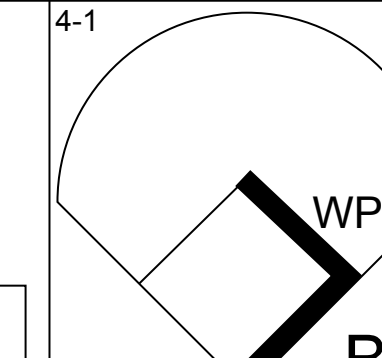
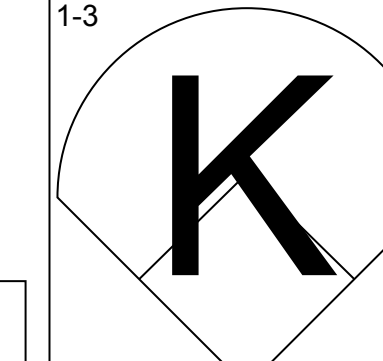
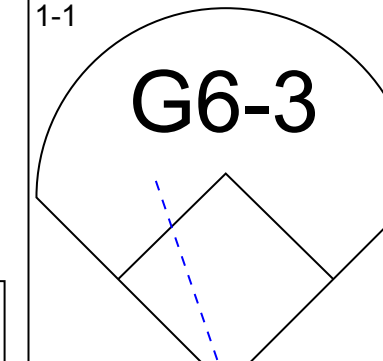
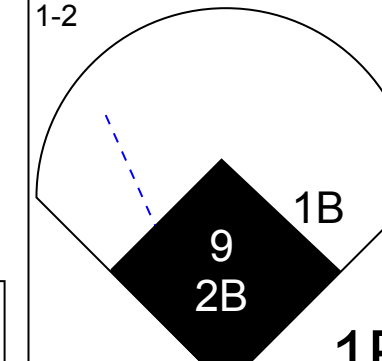

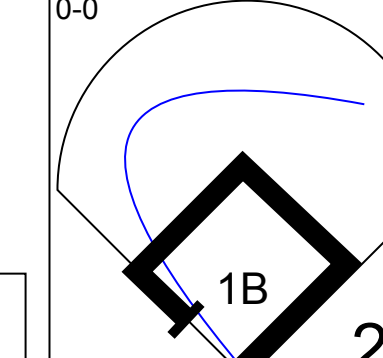
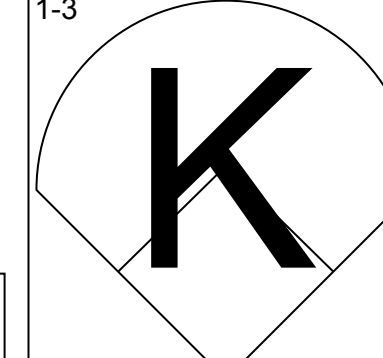
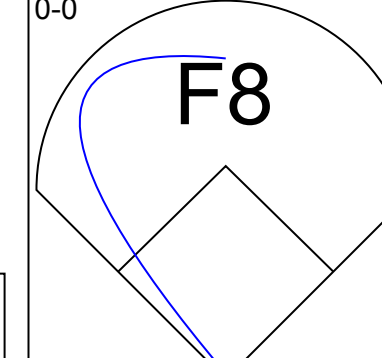
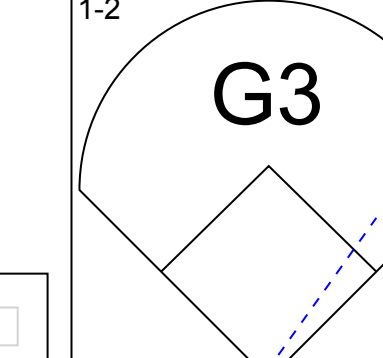
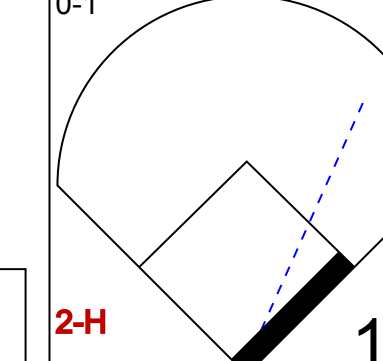
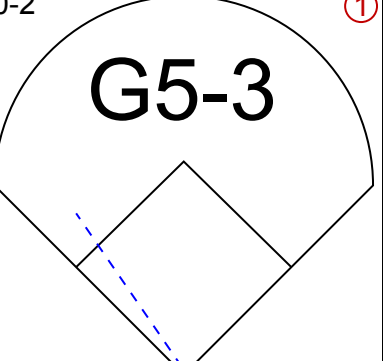
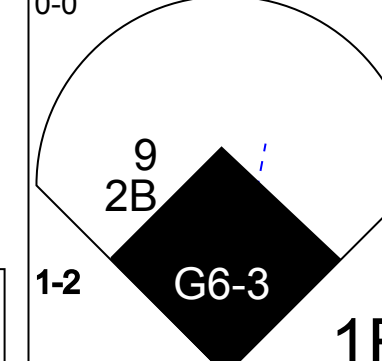
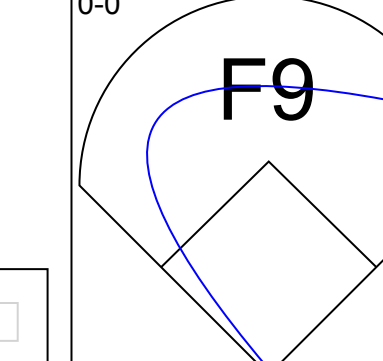
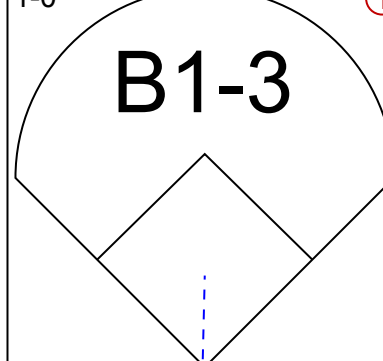
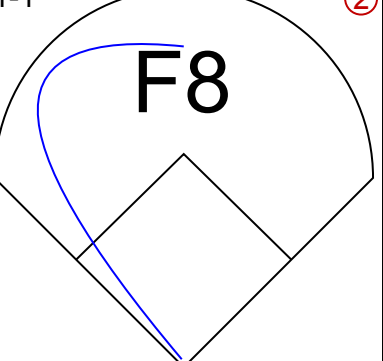
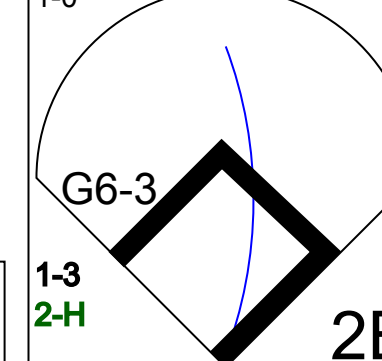
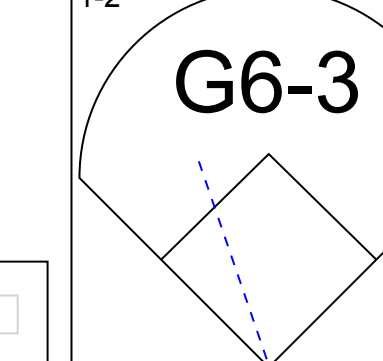
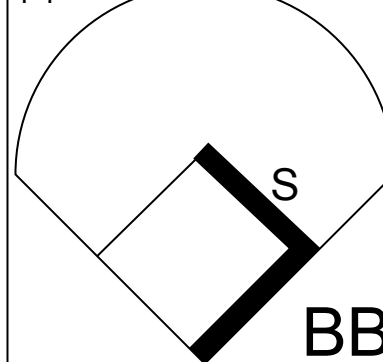
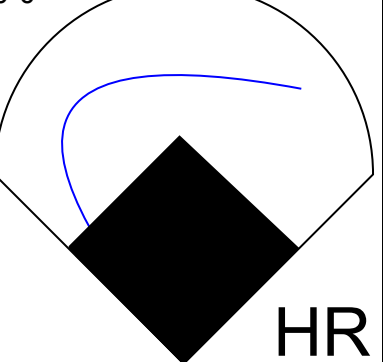
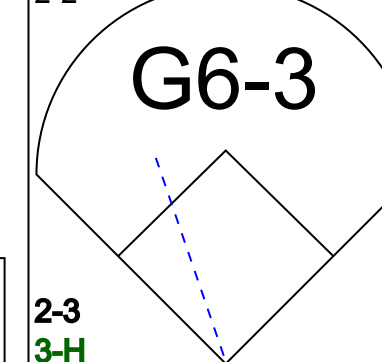
AB	28
R	0
H	2
RBI	0
BB	1
SO	3
LOB	5



Batter	1	2	3	4	5	6	7	8	9	AB	R	H	RBI	BB	SO	LOB	TOP			
3 Reed Johnson, R OBP: 0.325, SLG: 0.386										4	1	1	0	0	1	0	Toronto Blue Jays @ Anaheim Angels Angel Stadium of Anaheim, Anaheim, CA Thu Sep 09 2004, 7:05 PM PDT Att: 37,514 - Cloudy - 79 F			
Orlando Hudson, S OBP: 0.347, SLG: 0.441										3	1	0	0	1	0	0				
10 Vernon Wells, R OBP: 0.332, SLG: 0.445										4	1	2	2	0	0	0				
Carlos Delgado, L OBP: 0.357, SLG: 0.516										3	1	1	2	1	2	0				
15 Alex Rios, R OBP: 0.331, SLG: 0.398										4	0	1	0	0	1	2				
Eric Hinske, L OBP: 0.317, SLG: 0.389										4	0	0	0	0	1	2				
Frank Menechino, R OBP: 0.385, SLG: 0.468 Gabe Gross, L OBP: 0.330, SLG: 0.329										3	0	0	0	0	1	1				
9 Gregg Zaun, S OBP: 0.379, SLG: 0.403										4	0	0	0	0	0	2				
Chris Gomez, R OBP: 0.332, SLG: 0.333									4	1	1	0	0	0	2					
Inning Stats	R: 0 E: 0 K: 2 S: 16	H: 1 LOB: 2 BB: 1 P: 26	R: 0 E: 0 K: 1 S: 10	H: 0 LOB: 0 BB: 0 P: 14	R: 5 E: 0 K: 0 S: 15	H: 4 LOB: 0 BB: 1 P: 24	R: 0 E: 0 K: 0 S: 4	H: 0 LOB: 0 BB: 0 P: 7	R: 0 E: 0 K: 1 S: 8	H: 0 LOB: 0 BB: 0 P: 12	R: 0 E: 0 K: 1 S: 10	H: 0 LOB: 0 BB: 0 P: 15	R: 0 E: 0 K: 0 S: 7	H: 0 LOB: 0 BB: 0 P: 10	R: 0 E: 0 K: 1 S: 6	H: 1 LOB: 2 BB: 1 P: 8	1B: 4 2B: 1 3B: 0 HR: 1	SF: 0 SAC: 0 DP: 0 HBP: 0	WP: 2 PB: 0 SB: 1 CS: 1	PA: 37
PITCHER	IP WLS BF H R ER SO BB IBB HBP BLK WP HR S P ERA WHIP																			
Jarrod Washburn, L ERA: 4.84	(1, 1) 6.0 L 25 5 5 5 5 2 0 0 0 0 2 1 63 98 7.50 1.167																			
62 Scot Shields, R ERA: 3.33	(7, 1) 2.2 10 1 0 0 1 1 0 0 0 0 0 0 19 30 0.00 0.750																			
Brendan Donnelly, R ERA: 9.23	(9, 1) 0.1 1 0 0 0 0 0 0 0 0 0 0 0 2 2 0.00 0.000																			

AB	33
R	5
H	6
RBI	4
BB	3
SO	6
LOB	9



Batter	1	2	3	4	5	6	7	8	9	AB	R	H	RBI	BB	SO	LOB	BOTTOM					
David Eckstein, R OBP: 0.338, SLG: 0.332										4	0	0	0	0	2	2	Toronto Blue Jays @ Anaheim Angels Angel Stadium of Anaheim, Anaheim, CA Thu Sep 09 2004, 7:05 PM PDT Att: 37,514 - Cloudy - 79 F					
Darin Erstad, L OBP: 0.358, SLG: 0.419										4	0	0	0	0	1	0						
27 Vladimir Guerrero, R OBP: 0.379, SLG: 0.561										4	1	1	1	0	0	0						
16 Garret Anderson, L OBP: 0.359, SLG: 0.466										3	0	0	0	1	1	0						
Troy Glaus, R OBP: 0.372, SLG: 0.639										4	1	1	0	0	1	1						
Jose Guillen, R OBP: 0.357, SLG: 0.513										4	0	1	0	0	1	1						
Bengie Molina, R OBP: 0.311, SLG: 0.433										4	1	2	0	0	0	0						
9 Chone Figgins, S OBP: 0.346, SLG: 0.417										4	0	1	1	0	0	0						
Adam Kennedy, L OBP: 0.346, SLG: 0.400										2	1	1	2	1	0	1						
Inning Stats	R: 0 E: 0 K: 1 S: 9	H: 0 LOB: 0 BB: 0 P: 11	R: 0 E: 0 K: 1 S: 7	H: 2 LOB: 0 BB: 0 P: 8	R: 0 E: 0 K: 1 S: 11	H: 0 LOB: 1 BB: 1 P: 19	R: 1 E: 0 K: 2 S: 9	H: 1 LOB: 0 BB: 0 P: 12	R: 1 E: 0 K: 0 S: 11	H: 1 LOB: 0 BB: 0 P: 13	R: 0 E: 0 K: 0 S: 7	H: 0 LOB: 0 BB: 0 P: 11	R: 2 E: 0 K: 0 S: 10	H: 3 LOB: 1 BB: 0 P: 15	R: 0 E: 0 K: 0 S: 6	H: 0 LOB: 1 BB: 1 P: 12	R: 0 E: 0 K: 0 S: 7	H: 0 LOB: 0 BB: 0 P: 9	1B: 3 2B: 2 3B: 0 HR: 2	SF: 0 SAC: 0 DP: 0 HBP: 0	WP: 1 PB: 0 SB: 1 CS: 0	PA: 35
PITCHER	IP WLS BF H R ER SO BB IBB HBP BLK WP HR S P ERA WHIP																					
Ted Lilly, L ERA: 4.09	(1, 1) 7.1 W 29 7 4 4 5 1 0 0 0 0 1 0 4 10 0.00 1.500																					
54 Jason Frasor, R ERA: 4.09	(8, 1) 0.2 H 3 0 0 0 0 1 0 0 0 0 1 0 4 10 0.00 1.500																					
Justin Speier, R ERA: 3.82	(9, 1) 1.0 S 3 0 0 0 0 0 0 0 0 0 0 0 7 9 0.00 0.000																					

AB	33
R	4
H	7
RBI	4
BB	2
SO	5
LOB	6



Batter	1	2	3	4	5	6	7	8	9	AB	R	H	RBI	BB	SO	LOB	TOP					
Willie Harris, L OBP: 0.341, SLG: 0.323										6	1	4	2	0	0	1	Chicago White Sox @ Anaheim Angels Angel Stadium of Anaheim, Anaheim, CA Sat Sep 11 2004, 7:05 PM PDT Att: 42,568 - Sunny - 85 F AB 42 R 13 H 16 RBI 13 BB 3 SO 2 LOB 16					
Aaron Rowand, R OBP: 0.373, SLG: 0.559										5	1	1	1	0	0	5						
Carlos Lee, R OBP: 0.369, SLG: 0.527										4	2	1	0	1	0	2						
14 Paul Konerko, R OBP: 0.359, SLG: 0.541										4	2	2	3	1	0	1						
Ross Gload, L OBP: 0.361, SLG: 0.437										5	1	3	4	0	0	1						
5 Juan Uribe, R OBP: 0.319, SLG: 0.491										5	1	2	0	0	0	2						
Timo Perez, L OBP: 0.295, SLG: 0.349										5	1	1	1	0	1	4						
Jose Valentin, S OBP: 0.286, SLG: 0.468										3	2	1	0	0	1	0						
Wilson Valdez, R OBP: 0.255, SLG: 0.299										3	2	1	2	1	0	0						
Jamie Burke, R OBP: 0.406, SLG: 0.467										1	0	0	0	0	0	0						
Sandy Alomar Jr., R OBP: 0.255, SLG: 0.299										1	0	0	0	0	0	0						
Inning Stats	R: 0 E: 0 K: 0 S: 7	H: 1 LOB: 0 BB: 0 P: 13	R: 3 E: 1 K: 0 S: 27	H: 7 LOB: 2 BB: 1 P: 43	R: 2 E: 0 K: 0 S: 12	H: 3 LOB: 1 BB: 1 P: 16	R: 0 E: 0 K: 1 S: 6	H: 0 LOB: 0 BB: 0 P: 9	R: 0 E: 0 K: 0 S: 8	H: 1 LOB: 0 BB: 0 P: 13	R: 1 E: 0 K: 0 S: 7	H: 1 LOB: 0 BB: 0 P: 12	R: 0 E: 0 K: 1 S: 10	H: 0 LOB: 0 BB: 0 P: 11	R: 2 E: 0 K: 0 S: 20	H: 3 LOB: 2 BB: 1 P: 32	R: 0 E: 0 K: 0 S: 8	H: 0 LOB: 0 BB: 0 P: 13	1B: 14 HR: 1	SF: 0 2B: 1 3B: 0 HR: 1	WP: 1 PB: 0 SB: 0 CS: 1	PA: 46
PITCHER	IP WLS BF H R ER SO BB IBB HBP BLK WP HR S P ERA WHIP																					
Aaron Sele, R ERA: 5.01	1.2 L 13 6 8 4 0 1 0 0 0 0 1 0 26 46 21.60 4.200																					
Ramon Ortiz, R ERA: 4.8	4.1 20 7 3 3 1 1 0 0 0 0 0 1 41 60 6.23 1.846																					
Kevin Gregg, R ERA: 3.99	1.1 8 3 2 2 1 1 0 0 0 0 0 0 25 37 13.50 3.000																					
Scott Dunn, R ERA:	0.2 2 0 0 0 0 0 0 0 0 0 0 0 5 6 0.00 0.000																					
Matt Hensley, R ERA: 5.4	1.0 3 0 0 0 0 0 0 0 0 0 0 0 8 13 0.00 0.000																					
Batter	1	2	3	4	5	6	7	8	9	AB	R	H	RBI	BB	SO	LOB	BOTTOM					
David Eckstein, R OBP: 0.341, SLG: 0.333										3	1	1	0	1	0	3	Chicago White Sox @ Anaheim Angels Angel Stadium of Anaheim, Anaheim, CA Sat Sep 11 2004, 7:05 PM PDT Att: 42,568 - Sunny - 85 F AB 35 R 6 H 10 RBI 6 BB 2 SO 2 LOB 13					
Adam Riggs, R OBP: 0.158, SLG: 0.167										4	0	1	1	0	0	2						
Darin Erstad, L OBP: 0.358, SLG: 0.416										0	0	0	0	0	0	0						
Shane Halter, R OBP: 0.250, SLG: 0.358										4	0	1	2	0	0	1						
27 Vladimir Guerrero, R OBP: 0.390, SLG: 0.594										0	0	0	0	0	0	0						
Josh Paul, R OBP: 0.328, SLG: 0.414										4	0	0	0	0	0	2						
16 Garret Anderson, L OBP: 0.356, SLG: 0.460										0	0	0	0	0	0	0						
Alfredo Amezaga, S OBP: 0.207, SLG: 0.207										2	2	1	1	1	1	1						
Troy Glaus, R OBP: 0.366, SLG: 0.636										3	1	2	0	0	0	0						
Andres Galarraga, R OBP: 0.207, SLG: 0.207										1	0	0	0	0	0	0						
Jose Guillen, R OBP: 0.381, SLG: 0.516										3	1	2	0	0	0	0						
Jeff DaVanon, S OBP: 0.385, SLG: 0.445										1	0	0	0	0	0	0						
Adam Kennedy, L OBP: 0.349, SLG: 0.400										3	0	0	0	0	0	3						
8 Dallas McPherson, L OBP: 0.293, SLG: 0.279										1	0	0	0	0	1	0						
Bengie Molina, R OBP: 0.315, SLG: 0.430										3	0	1	2	0	0	1						
Curtis Pringle, L OBP: 0.280, SLG: 0.333										1	0	0	0	0	0	0						
9 Chone Figgins, S OBP: 0.352, SLG: 0.421										3	2	3	0	0	0	0						
Casey Kotchman, L OBP: 0.293, SLG: 0.279										1	0	0	0	0	0	0						
Inning Stats	R: 1 E: 0 K: 1 S: 11	H: 3 LOB: 1 BB: 0 P: 15	R: 0 E: 0 K: 0 S: 12	H: 0 LOB: 0 BB: 0 P: 19	R: 1 E: 0 K: 0 S: 9	H: 1 LOB: 0 BB: 0 P: 15	R: 2 E: 0 K: 0 S: 13	H: 3 LOB: 2 BB: 1 P: 22	R: 0 E: 0 K: 0 S: 8	H: 0 LOB: 0 BB: 0 P: 14	R: 1 E: 0 K: 0 S: 10	H: 2 LOB: 0 BB: 0 P: 16	R: 1 E: 0 K: 0 S: 21	H: 1 LOB: 1 BB: 1 P: 31	R: 0 E: 0 K: 1 S: 5	H: 0 LOB: 0 BB: 0 P: 6	R: 0 E: 0 K: 0 S: 7	H: 0 LOB: 0 BB: 0 P: 11	1B: 9 HR: 1	SF: 0 2B: 1 3B: 0 HR: 1	WP: 0 PB: 0 SB: 1 CS: 0	PA: 37
PITCHER	IP WLS BF H R ER SO BB IBB HBP BLK WP HR S P ERA WHIP																					
Jason Grilli, R ERA: 7.06	5.0 W 24 9 5 1 0 0 1 0 0 0 0 0 24 36 9.00 2.000																					
Neal Cotts, L ERA: 4.94	2.0 7 1 1 0 0 1 0 0 0 0 0 0 24 36 0.00 1.000																					
Jon Adkins, R ERA: 3.61	1.0 3 0 0 0 1 0 0 0 0 0 0 0 5 6 0.00 0.000																					
Felix Diaz, R ERA: 7.29	1.0 3 0 0 0 0 0 0 0 0 0 0 0 7 11 0.00 0.000																					

Batter	1	2	3	4	5	6	7	8	9	AB	R	H	RBI	BB	SO	LOB	TOP	
Willie Harris, L OBP: 0.342, SLG: 0.323 (1, 4)	F8		E3 FC1 1-3			G6-4-3 BB		G3		3	0	1	0	1	0	0	Chicago White Sox @ Anaheim Angels Angel Stadium of Anaheim, Anaheim, CA Sun Sep 12 2004, 1:05 PM PDT Att: 41,932 - Sunny - 84 F	
Timo Perez, L OBP: 0.291, SLG: 0.344 (1, 8)	F8		FC1			G6-4-3		E3		4	0	0	0	0	0	4		
Carlos Lee, R Wilson Valdez, R OBP: 0.367, SLG: 0.524 (1, 7)	P3		P4					F9		3	0	0	0	0	0	2		
14 Paul Konerko, R OBP: 0.358, SLG: 0.539 (1, 10)										1	0	0	0	0	0	1		
Ross Gload, L OBP: 0.358, SLG: 0.433 (1, 3)										4	0	1	0	0	0	1		
Jose Valentin, S OBP: 0.284, SLG: 0.464 (1, 6)										4	0	0	0	0	1	2		
Ben Davis, S Sandy Alomar, Jr., R OBP: 0.299, SLG: 0.395 (1, 2)										3	0	1	0	0	2	2		
Joe Borchard, S OBP: 0.236, SLG: 0.276 (1, 9)										1	0	0	0	0	0	0		
24 Joe Crede, R OBP: 0.296, SLG: 0.405 (1, 5)										3	0	1	0	0	0	2		
Inning Stats	R: 0 E: 0 K: 0 S: 8	H: 0 LOB: 0 BB: 0 P: 10	R: 0 E: 1 K: 3 S: 12	H: 0 LOB: 1 BB: 0 P: 19	R: 0 E: 1 K: 0 S: 9	H: 2 LOB: 2 BB: 0 P: 14	R: 0 E: 0 K: 2 S: 11	H: 1 LOB: 1 BB: 0 P: 14	R: 0 E: 0 K: 0 S: 7	H: 1 LOB: 1 BB: 0 P: 8	R: 0 E: 0 K: 1 S: 13	H: 0 LOB: 1 BB: 0 P: 17	R: 0 E: 0 K: 0 S: 7	H: 0 LOB: 0 BB: 0 P: 12	1B: 5 2B: 1 3B: 0 HR: 0	SF: 0 SAC: 0 DP: 2 HBP: 0	WP: 0 PB: 0 SB: 0 CS: 0	PA: 34
PITCHER	IP WLS BF H R ER SO BB IBB HBP BLK WP HR S P ERA WHIP																	
40 Bartolo Colon, R ERA: 5.12 (1, 1)	7.0 W 27 6 0 0 6 1 0 0 0 0 0 0 65 95 0.00 1.000																	
Kevin Gregg, R ERA: 3.94 (8, 1)	1.0 4 0 0 0 1 0 0 0 0 0 0 0 13 17 0.00 0.000																	
Scott Dunn, R ERA: (9, 1)	1.0 3 0 0 0 0 0 0 0 0 0 0 0 7 12 0.00 0.000																	

Batter	1	2	3	4	5	6	7	8	9	AB	R	H	RBI	BB	SO	LOB	BOTTOM			
David Eckstein, R OBP: 0.342, SLG: 0.333 (1, 6)	1B 27 G3	1B 27 F7	K			F9	K			3	2	1	0	1	1	1	Chicago White Sox @ Anaheim Angels Angel Stadium of Anaheim, Anaheim, CA Sun Sep 12 2004, 1:05 PM PDT Att: 41,932 - Sunny - 84 F			
Josh Paul, R (7, PH) OBP: 0.323, SLG: 0.407 (8, 2)		BB								1	0	0	0	0	1	1				
Darin Erstad, L OBP: 0.380, SLG: 0.418 (1, 3)	27 G3	27 S								3	2	2	1	0	1	0				
Casey Kotchman, L OBP: 0.288, SLG: 0.274 (5, 3)	16 1B	16 1B								2	0	0	0	0	0	1				
27 Vladimir Guerrero, R Andres Galarraga, R (1, 10)	G3	F7								4	0	0	1	0	0	3				
16 Garret Anderson, L Adam Riggs, R OBP: 0.359, SLG: 0.466 (8, 7)	2B	1B								4	2	3	3	0	0	0				
Jose Guillen, R Curtis Pride, L OBP: 0.362, SLG: 0.517 (1, 7)	2B	2B								1	0	0	0	0	1	0				
Jeff DaVanon, S OBP: 0.387, SLG: 0.444 (1, 9)	K									3	1	1	0	1	2	1				
9 Chone Figgins, S OBP: 0.353, SLG: 0.426 (1, 5)	P2									4	1	2	3	0	0	2				
Shane Halter, R OBP: 0.250, SLG: 0.358 (9, 4)										0	0	0	0	0	0	0				
Adam Kennedy, L Alfredo Amezaga, S OBP: 0.351, SLG: 0.406 (1, 4)										3	2	3	1	1	0	0				
Jose Molina, R 8 Dallas McPherson, L OBP: 0.293, SLG: 0.374 (1, 2)										0	0	0	0	0	0	0				
8 Dallas McPherson, L (8, 5)										2	0	1	1	0	1	2				
Inning Stats	R: 3 E: 0 K: 1 S: 17	H: 4 LOB: 1 BB: 0 P: 25	R: 3 E: 0 K: 0 S: 11	H: 3 LOB: 1 BB: 1 P: 18	R: 1 E: 0 K: 1 S: 12	H: 3 LOB: 1 BB: 0 P: 17	R: 0 E: 0 K: 1 S: 8	H: 0 LOB: 0 BB: 0 P: 13	R: 0 E: 0 K: 2 S: 11	H: 1 LOB: 2 BB: 1 P: 22	R: 0 E: 0 K: 0 S: 7	H: 0 LOB: 0 BB: 0 P: 9	R: 4 E: 0 K: 2 S: 18	H: 4 LOB: 1 BB: 1 P: 31	R: 0 E: 0 K: 3 S: 10	H: 0 LOB: 0 BB: 0 P: 12	1B: 10 2B: 4 3B: 1 HR: 0	SF: 0 SAC: 1 DP: 0 HBP: 0	WP: 0 PB: 0 SB: 1 CS: 1	PA: 41
PITCHER	IP WLS BF H R ER SO BB IBB HBP BLK WP HR S P ERA WHIP																			
52 Jose Contreras, R ERA: 5.88 (1, 1)	3.0 L 19 10 7 7 2 3 1 0 0 0 0 0 40 60 21.00 3.667																			
Felix Diaz, R ERA: 6.95 (4, 1)	2.0 8 1 0 0 3 1 0 0 0 0 0 0 19 35 0.00 1.000																			
Arnie Munoz, L ERA: 13.5 (6, 1)	1.0 3 0 0 0 0 0 0 0 0 0 0 0 7 9 0.00 0.000																			
Jeff Bajenaru, R ERA: 24.0 (7, 1)	1.0 8 4 4 4 2 1 0 0 0 0 0 0 18 31 36.00 5.000																			
Shingo Takatsu, R ERA: 2.4 (8, 1)	1.0 3 0 0 0 3 0 0 0 0 0 0 0 10 12 0.00 0.000																			

Batter	1	2	3	4	5	6	7	8	9	AB	R	H	RBI	BB	SO	LOB	TOP										
David Eckstein, R (1, 6) OBP: 0.342, SLG: 0.333	F9		27 HR 16 BB	F7-2			27 G4-3 1B		G4-3	4	1	1	0	1	0	2											
9 Chone Figgins, S (1, 5) OBP: 0.351, SLG: 0.422	F8		P4		K		K			4	0	0	0	0	2	3											
27 Vladimir Guerrero, R (1, 9) OBP: 0.379, SLG: 0.561			16 HR 1B		G5-3		G4-3		G4-3	4	1	2	1	0	0	1											
16 Garret Anderson, L (1, 8) OBP: 0.361, SLG: 0.473							F9			3	1	1	3	1	1	2											
Troy Glaus, R (1, 10) OBP: 0.364, SLG: 0.623			G5-3		F8				K	3	0	0	0	1	1	1											
Jose Guillen, R (1, 7) OBP: 0.381, SLG: 0.517					G5-3		G6-3			4	1	1	0	0	1	0											
Casey Kotchman, L (1, 3) OBP: 0.287, SLG: 0.273					G4-3 F7-2 1B		P3		K	4	0	1	0	0	1	1											
Bengie Molina, R (1, 2) OBP: 0.317, SLG: 0.434					G4-3		G4-3		F9	4	0	2	1	0	0	0											
Adam Kennedy, L (1, 4) OBP: 0.350, SLG: 0.403					G4-3				K	3	1	0	0	1	2	3											
Inning Stats	R: 0 E: 0 K: 1 S: 10	H: 1 LOB: 1 BB: 0 P: 17	R: 1 E: 0 K: 1 S: 12	H: 2 LOB: 1 BB: 1 P: 23	R: 3 E: 0 K: 1 S: 17	H: 2 LOB: 1 BB: 1 P: 25	R: 0 E: 0 K: 0 S: 8	H: 2 LOB: 1 BB: 0 P: 12	R: 0 E: 0 K: 1 S: 10	H: 0 LOB: 1 BB: 0 P: 10	R: 1 E: 0 K: 1 S: 10	H: 1 LOB: 1 BB: 1 P: 16	R: 0 E: 0 K: 2 S: 8	H: 0 LOB: 0 BB: 0 P: 13	R: 0 E: 0 K: 1 S: 10	H: 0 LOB: 0 BB: 0 P: 12	1B: 4 2B: 4 3B: 0 HR: 1	SF: 0 SAC: 0 DP: 1 HBP: 0	WP: 0 PB: 0 CS: 0	PA: 37							
PITCHER	IP	WLS	BF	H	R	ER	SO	BB	IBB	HBP	BLK	WP	HR	S	P	ERA	WHIP										
Cha Seung Baek, R (1, 1) ERA: 7.13	7.0	L	31	8	5	5	5	4	0	0	0	0	1	72	120	6.43	1.714										
Shigetoshi Hasegawa, R (8, 1) ERA: 5.31	1.0		3	0	0	0	2	0	0	0	0	0	0	8	13	0.00	0.000										
Matt Thornton, L (9, 1) ERA: 5.13	1.0		3	0	0	0	1	0	0	0	0	0	0	10	12	0.00	0.000										

Anaheim Angels @ Seattle Mariners
Safeco Field, Seattle, WA
Mon Sep 13 2004, 7:05 PM PDT
Att: 30,432 - Unknown - 61 F

AB 33
R 5
H 8
RBI 5
BB 4
SO 8
LOB 13



Batter	1	2	3	4	5	6	7	8	9	AB	R	H	RBI	BB	SO	LOB	BOTTOM										
51 Ichiro Suzuki, L (1, 9) OBP: 0.411, SLG: 0.461			G3-1		G5-3		G3		G3-1	4	0	0	0	1	0	2											
Randy Winn, S (1, 8) OBP: 0.347, SLG: 0.428	F8		S 1B		G4-3		G4-3		G6-3	4	0	1	0	1	0	3											
Edgar Martinez, R (1, 10) OBP: 0.355, SLG: 0.401	L7		G5-3		FC4-6 1B		G3		G3	4	0	1	0	0	0	3											
Raul Ibanez, L (1, 7) OBP: 0.335, SLG: 0.453	K				G3-1 WP 1B		G1-3		G1-3	4	0	2	0	0	1	2											
Bret Boone, R (1, 4) OBP: 0.315, SLG: 0.426					FC4-6 1B		FC4-6		BB	3	0	1	0	1	1	3											
Scott Spiezio, S (1, 3) OBP: 0.280, SLG: 0.341			K		G3-1		K		P5	3	0	0	0	0	2	4											
Jolbert Cabrera, R (8, FH) OBP: 0.316, SLG: 0.398										1	0	0	0	0	0	2											
Miguel Olivo, R (1, 2) OBP: 0.299, SLG: 0.462			K		K		F8		G4-3	4	0	0	0	0	2	2											
Greg Dobbs, L (1, 5) OBP: 0.158, SLG: 0.316					P6		K		G3-1 WP 1B	4	0	1	0	0	1	1											
4 Jose Lopez, R (1, 6) OBP: 0.272, SLG: 0.393			F7		P3		HR		G3-1 BB	3	1	1	1	1	0	0											
Inning Stats	R: 0 E: 0 K: 1 S: 7	H: 0 LOB: 1 BB: 1 P: 13	R: 0 E: 0 K: 2 S: 11	H: 1 LOB: 1 BB: 0 P: 20	R: 0 E: 0 K: 2 S: 12	H: 1 LOB: 1 BB: 0 P: 21	R: 0 E: 0 K: 0 S: 7	H: 0 LOB: 0 BB: 0 P: 8	R: 0 E: 0 K: 1 S: 14	H: 2 LOB: 2 BB: 0 P: 19	R: 1 E: 0 K: 1 S: 9	H: 1 LOB: 0 BB: 0 P: 12	R: 0 E: 0 K: 0 S: 12	H: 0 LOB: 2 BB: 2 P: 27	R: 0 E: 0 K: 0 S: 10	H: 1 LOB: 2 BB: 1 P: 17	1B: 6 2B: 0 3B: 0 HR: 1	SF: 0 SAC: 0 DP: 0 HBP: 0	WP: 2 PB: 1 SB: 1 CS: 0	PA: 38							
PITCHER	IP	WLS	BF	H	R	ER	SO	BB	IBB	HBP	BLK	WP	HR	S	P	ERA	WHIP										
45 Kelvin Escobar, R (1, 1) ERA: 3.88	7.0	W	28	6	1	1	7	1	0	0	0	0	1	71	110	1.29	1.000										
62 Scot Shields, R (8, 1) ERA: 3.3	0.2		4	0	0	0	0	2	0	0	0	0	0	10	23	0.00	3.000										
Francisco Rodriguez, R (8, 1) ERA: 1.88	1.1	S	6	1	0	0	0	1	0	0	0	1	0	12	21	0.00	1.500										

Anaheim Angels @ Seattle Mariners
Safeco Field, Seattle, WA
Mon Sep 13 2004, 7:05 PM PDT
Att: 30,432 - Unknown - 61 F

AB 34
R 1
H 7
RBI 1
BB 4
SO 7
LOB 22



Batter	1	2	3	4	5	6	7	8	9	AB	R	H	RBI	BB	SO	LOB	TOP					
David Eckstein, R (1, 6) OBP: 0.342, SLG: 0.332										4	0	1	0	0	2	1						
Darin Erstad, L (1, 3) OBP: 0.357, SLG: 0.414										4	0	0	0	0	1	2						
27 Vladimir Guerrero, R (1, 9) OBP: 0.377, SLG: 0.559										4	1	1	0	0	0	0						
Troy Glaus, R (1, 10) OBP: 0.367, SLG: 0.618										3	0	1	0	1	1	1						
16 Garret Anderson, L (1, 8) OBP: 0.362, SLG: 0.473										4	1	2	1	0	1	2						
Jose Guillen, R (1, 7) OBP: 0.380, SLG: 0.515										4	0	1	0	0	1	3						
Bengie Molina, R (1, 2) Curtis Pride, L (9, PH) OBP: 0.289, SLG: 0.320										4	0	1	0	0	2	3						
9 Chone Figgins, S (1, 5) OBP: 0.352, SLG: 0.422										3	0	1	1	1	0	0						
Adam Kennedy, L (1, 4) Adam Riggs, R (8, PH) Alfredo Amezaga, S (8, 4) Jeff DaVanon, S (9, PH) OBP: 0.349, SLG: 0.402										1	0	0	0	0	0	0						
										1	0	0	0	0	0	0						
										0	0	0	0	0	0	0						
										1	0	0	0	0	0	2						
Inning Stats	R: 0 E: 0 K: 2 S: 10	H: 0 LOB: 0 BB: 0 P: 14	R: 0 E: 0 K: 1 S: 7	H: 0 LOB: 1 BB: 1 P: 12	R: 0 E: 0 K: 0 S: 10	H: 0 LOB: 1 BB: 1 P: 17	R: 0 E: 0 K: 2 S: 12	H: 2 LOB: 2 BB: 0 P: 18	R: 0 E: 0 K: 1 S: 10	H: 0 LOB: 0 BB: 0 P: 12	R: 0 E: 0 K: 0 S: 9	H: 0 LOB: 0 BB: 0 P: 11	R: 0 E: 0 K: 0 S: 7	H: 1 LOB: 0 BB: 0 P: 13	R: 0 E: 0 K: 0 S: 14	H: 1 LOB: 1 BB: 0 P: 19	R: 2 E: 0 K: 1 S: 15	H: 4 LOB: 2 BB: 0 P: 24	1B: 8 2B: 0 3B: 0 HR: 0	SF: 0 SAC: 1 DP: 1 HBP: 0	WP: 0 PB: 0 CS: 0	PA: 36
PITCHER	IP	WLS	BF	H	R	ER	SO	BB	IBB	HBP	BLK	WP	HR	S	P	ERA	WHIP					
Bobby Madritsch, L (1, 1) ERA: 3.03	8.1	W	32	6	2	2	7	2	0	0	0	0	0	83	122	2.16	0.960					
20 J.J. Putz, R (9, 1) ERA: 5.12	0.2	S	4	2	0	0	1	0	0	0	0	0	0	11	18	0.00	3.000					

Anaheim Angels @ Seattle Mariners
Safeco Field, Seattle, WA
Tue Sep 14 2004, 7:05 PM PDT
Att: 28,408 - Dome - 55 F

AB	33
R	2
H	8
RBI	2
BB	2
SO	8
LOB	14



Batter	1	2	3	4	5	6	7	8	9	AB	R	H	RBI	BB	SO	LOB	BOTTOM						
51 Ichiro Suzuki, L (1, 9) OBP: 0.410, SLG: 0.462										4	0	1	1	0	0	1							
Jolbert Cabrera, R (1, 5) OBP: 0.315, SLG: 0.399										4	0	1	0	0	0	3							
Edgar Martinez, R (1, 10) OBP: 0.352, SLG: 0.397										4	0	0	0	0	3	1							
Bret Boone, R (1, 4) OBP: 0.313, SLG: 0.423										4	0	0	0	0	2	0							
Raul Ibanez, L (1, 7) OBP: 0.335, SLG: 0.452										3	0	1	0	0	1	0							
Hiram Bocachica, R (1, 8) OBP: 0.366, SLG: 0.450										2	1	2	0	1	0	0							
Dan Wilson, R (1, 2) OBP: 0.292, SLG: 0.304										2	0	0	0	0	1	3							
4 Jose Lopez, R (1, 6) OBP: 0.273, SLG: 0.388										2	1	0	0	1	0	1							
16 Willie Bloomquist, R (1, 3) Randy Winn, S (7, PH) Scott Spiezio, S (8, 3) OBP: 0.283, SLG: 0.316										1	0	1	0	1	0	0							
										1	1	1	2	0	0	0							
										0	0	0	0	0	0	0							
Inning Stats	R: 0 E: 0 K: 0 S: 7	H: 1 LOB: 0 BB: 0 P: 10	R: 0 E: 0 K: 1 S: 11	H: 2 LOB: 1 BB: 0 P: 13	R: 0 E: 0 K: 0 S: 7	H: 1 LOB: 1 BB: 0 P: 12	R: 0 E: 0 K: 2 S: 9	H: 0 LOB: 0 BB: 0 P: 14	R: 1 E: 0 K: 1 S: 10	H: 1 LOB: 2 BB: 3 P: 28	R: 0 E: 0 K: 1 S: 8	H: 0 LOB: 0 BB: 0 P: 11	R: 2 E: 0 K: 0 S: 14	H: 2 LOB: 0 BB: 0 P: 18	R: 0 E: 0 K: 2 S: 7	H: 0 LOB: 0 BB: 0 P: 11	1B: 3 2B: 4 3B: 0 HR: 1	SF: 0 SAC: 1 DP: 2 HBP: 0	WP: 1 PB: 0 SB: 0 CS: 1	PA: 31			
PITCHER	IP	WLS	BF	H	R	ER	SO	BB	IBB	HBP	BLK	WP	HR	S	P	ERA	WHIP						
Jarrod Washburn, L (1, 1) ERA: 4.73	6.2	L	26	6	2	2	5	3	0	0	0	0	1	0	59	98	2.70	1.350					
Brendan Donnelly, R (7, 1) ERA: 3.38	0.1		2	1	1	1	0	0	0	0	0	0	1	7	8	27.00	3.000						
Kevin Gregg, R (8, 1) ERA: 3.89	1.0		3	0	0	0	2	0	0	0	0	0	0	7	11	0.00	0.000						

Anaheim Angels @ Seattle Mariners
Safeco Field, Seattle, WA
Tue Sep 14 2004, 7:05 PM PDT
Att: 28,408 - Dome - 55 F

AB	27
R	3
H	7
RBI	3
BB	3
SO	7
LOB	9



Batter	1	2	3	4	5	6	7	8	9	AB	R	H	RBI	BB	SO	LOB	TOP					
David Eckstein, R (1, 6) OBP: 0.339, SLG: 0.329	1-2 G5-3		0-0 F8			0-1 B5-3			0-3 K	4	0	0	0	0	1	0						
Darin Erstad, L (1, 3) OBP: 0.358, SLG: 0.418	4-2 BB		0-1 3B			1-3 K			0-1 L7	3	0	1	0	1	1	0						
27 Vladimir Guerrero, R (1, 9) OBP: 0.376, SLG: 0.556	2-0 L8		1-1 G5-3			1-1 F8			4-1 BB	3	0	0	0	1	0	2						
16 Garret Anderson, L (1, 8) OBP: 0.359, SLG: 0.468	1-1 G4-3			2-2 F8			1-1 F7		1-2 P5	4	0	0	0	0	0	2						
Troy Glaus, R (1, 10) OBP: 0.361, SLG: 0.606		0-0 G5-3		3-2 G5-3			1-0 G5-3			3	0	0	0	0	0	0						
Jose Guillen, R (1, 7) OBP: 0.358, SLG: 0.512		1-2 G4-3		1-1 F8			1-0 G4-3			3	0	0	0	0	0	0						
Adam Kennedy, L (1, 4) OBP: 0.349, SLG: 0.402		3-1 1B			2-2 P4			0-0 F8		3	0	1	0	0	0	0						
Bengie Molina, R (1, 2) OBP: 0.313, SLG: 0.428		0-1 P4			1-3 K			2-1 G5-3		3	0	0	0	0	1	1						
9 Chone Figgins, S (1, 5) OBP: 0.350, SLG: 0.419			1-2 G3-1			1-3 K		2-1 P6		3	0	0	0	0	1	0						
Inning Stats	R: 0 E: 0 K: 0 S: 10	H: 0 LOB: 1 BB: 1 P: 18	R: 0 E: 0 K: 0 S: 8	H: 1 LOB: 1 BB: 0 P: 12	R: 0 E: 0 K: 0 S: 10	H: 1 LOB: 0 BB: 0 P: 12	R: 0 E: 0 K: 0 S: 10	H: 0 LOB: 0 BB: 0 P: 16	R: 0 E: 0 K: 2 S: 11	H: 0 LOB: 0 BB: 0 P: 15	R: 0 E: 0 K: 1 S: 7	H: 0 LOB: 0 BB: 0 P: 9	R: 0 E: 0 K: 0 S: 4	H: 0 LOB: 0 BB: 0 P: 7	R: 0 E: 0 K: 0 S: 5	H: 0 LOB: 1 BB: 0 P: 9	R: 0 E: 0 K: 1 S: 9	H: 0 LOB: 1 BB: 1 P: 14	1B: 1 2B: 0 3B: 1 HR: 0	SF: 0 SAC: 0 DP: 0 HBP: 0	WP: 0 PB: 0 CS: 0	PA: 31
PITCHER Ryan Franklin, R (1, 1) ERA: 5.03	IP: 9.0 WLS: W BF: 31 H: 2 R: 0 ER: 0 SO: 4 BB: 2 IBB: 0 HBP: 0 BLK: 0 WP: 0 HR: 0 S: 74 P: 112 ERA: 0.00 WHIP: 0.444															PITCHER						

Anaheim Angels @ Seattle Mariners
Safeco Field, Seattle, WA
Wed Sep 15 2004, 7:05 PM PDT
Att: 31,269 - Dome - 60 F

AB 29
R 0
H 2
RBI 0
BB 2
SO 4
LOB 5



Batter	1	2	3	4	5	6	7	8	9	AB	R	H	RBI	BB	SO	LOB	BOTTOM			
51 Ichiro Suzuki, L (1, 9) OBP: 0.409, SLG: 0.460	0-3 K		1-0 FC4-6 1B		2-3 K2-3			0-0 FC4-6 1B		4	0	1	0	0	2	1				
Randy Winn, S (1, 7) OBP: 0.349, SLG: 0.434	1-0 S 1B		1-2 FC6-4 1B			0-0 G6-3		1 SAFE 2-1 FC4-6 1B		4	1	2	0	0	0	1				
Edgar Martinez, R (1, 10) OBP: 0.351, SLG: 0.396 16 Willie Bloomquist, R (8, PR) OBP: 0.283, SLG: 0.316	3-3 K		1-1 FC6-4			3-1 F8		1 SAFE 0-0 WP 1B		4	0	1	0	0	1	3				
Raul Ibanez, L (1, 3) OBP: 0.334, SLG: 0.450 Scott Spiezo, S (8, PR) OBP: 0.290, SLG: 0.341	0-0 G4-3		1-2 1B		0-1 F7		1-3 K	1-0 1B		4	0	1	1	0	1	1				
Bret Boone, R (1, 4) OBP: 0.314, SLG: 0.422		2-2 G4-3		4-0 BB			4-2 BB	1-3 K		2	0	0	0	2	1	2				
Jolbert Cabrera, R (1, 5) OBP: 0.312, SLG: 0.395		2-3 K2-3		2-3 K			0-3 K			3	0	0	0	0	3	2				
Miguel Olivo, R (1, 2) OBP: 0.296, SLG: 0.457		2-3 K2-3		2-3 K			1-3 K			3	0	0	0	0	3	2				
7 Jeremy Reed, L (1, 8) OBP: 0.250, SLG: 0.250			1-1 FC4-6 1B		0-0 P6			1-1 G1-4-3		3	0	1	0	0	0	1				
4 Jose Lopez, R (1, 6) OBP: 0.268, SLG: 0.380			1-0 F7		2-2 P5			1-2 P5		3	0	0	0	0	0	1				
Inning Stats	R: 0 E: 0 K: 2 S: 8	H: 1 LOB: 0 BB: 0 P: 12	R: 0 E: 0 K: 2 S: 10	H: 0 LOB: 0 BB: 0 P: 16	R: 0 E: 0 K: 0 S: 10	H: 2 LOB: 2 BB: 0 P: 14	R: 0 E: 0 K: 2 S: 10	H: 0 LOB: 1 BB: 1 P: 17	R: 0 E: 0 K: 1 S: 7	H: 0 LOB: 0 BB: 0 P: 11	R: 0 E: 0 K: 1 S: 7	H: 0 LOB: 0 BB: 0 P: 11	R: 0 E: 0 K: 2 S: 10	H: 0 LOB: 1 BB: 1 P: 16	R: 1 E: 0 K: 1 S: 11	H: 3 LOB: 2 BB: 0 P: 16	1B: 6 2B: 0 3B: 0 HR: 0	SF: 0 SAC: 0 DP: 0 HBP: 0	WP: 1 PB: 0 SB: 1 CS: 0	PA: 32
PITCHER 41 John Lackey, R (1, 1) ERA: 4.67 Francisco Rodriguez, R (8, 1) ERA: 1.89	IP: 7.2 WLS: L BF: 30 H: 5 R: 1 ER: 1 SO: 10 BB: 2 IBB: 0 HBP: 0 BLK: 0 WP: 1 HR: 0 S: 69 P: 107 ERA: 1.17 WHIP: 0.913															PITCHER				

Anaheim Angels @ Seattle Mariners
Safeco Field, Seattle, WA
Wed Sep 15 2004, 7:05 PM PDT
Att: 31,269 - Dome - 60 F

AB 30
R 1
H 6
RBI 1
BB 2
SO 11
LOB 14



Batter	1	2	3	4	5	6	7	8	9	AB	R	H	RBI	BB	SO	LOB	TOP					
David Eckstein, R (1, 6) OBP: 0.340, SLG: 0.333	G6-3			1B 16 FC4-6 1B		SH5-3		E	L4-5	4	2	2	0	0	0	2						
Darin Erstad, L (1, 3) OBP: 0.357, SLG: 0.416	G3			1B 16 FC4-6 1B		G4-3		FC4 16 E		4	1	1	1	0	0	0						
27 Vladimir Guerrero, R (1, 9) OBP: 0.377, SLG: 0.554	F8			F7				E 16 IBB		2	1	0	0	2	0	2						
16 Garret Anderson, L (1, 8) OBP: 0.353, SLG: 0.463 8 Dallas McPherson, L (8, PR) Jeff DaVanon, S (8, 8) OBP: 0.336, SLG: 0.442		K		FC4-6 1-2 3-H		G4-3		E4 S		4	0	0	1	0	1	3						
Troy Glaus, R (1, 10) OBP: 0.353, SLG: 0.591	F7			L5				K		4	0	0	0	0	1	2						
Jose Guillen, R (1, 7) OBP: 0.356, SLG: 0.508	G5-3					K		K		4	0	0	0	0	2	2						
9 Chone Figgins, S (1, 5) OBP: 0.347, SLG: 0.416				G4-3		G5-3			G4-3	4	0	0	0	0	0	0						
Josh Paul, R (1, 2) OBP: 0.319, SLG: 0.387				P5		F8		P2	2B L4-5 BB	3	0	0	0	1	0	0						
Adam Kennedy, L (1, 4) OBP: 0.352, SLG: 0.408				K				E 2B BB	1-3 2B	3	2	2	0	1	1	0						
Inning Stats	R: 0 H: 0 E: 0 K: 0 S: 6	H: 0 LOB: 0 BB: 0 P: 10	R: 0 H: 0 E: 0 K: 1 S: 9	H: 0 LOB: 0 BB: 0 P: 14	R: 0 H: 0 E: 0 K: 1 S: 9	H: 0 LOB: 0 BB: 0 P: 14	R: 1 H: 2 E: 0 K: 0 S: 8	H: 1 LOB: 1 BB: 0 P: 14	R: 0 H: 0 E: 0 K: 0 S: 7	H: 0 LOB: 0 BB: 0 P: 10	R: 1 H: 1 E: 0 K: 0 S: 8	H: 1 LOB: 1 BB: 1 P: 16	R: 0 H: 0 E: 0 K: 0 S: 7	H: 0 LOB: 0 BB: 0 P: 12	R: 4 H: 1 E: 3 K: 2 S: 19	H: 1 LOB: 2 BB: 2 P: 35	R: 0 H: 1 E: 0 K: 0 S: 12	H: 1 LOB: 1 BB: 1 P: 20	1B: 2 2B: 4 3B: 0 HR: 0	SF: 0 SAC: 1 DP: 1 HBP: 0	WP: 0 PB: 0 CS: 0	PA: 37
PITCHER	IP	WLS	BF	H	R	ER	SO	BB	IBB	HBP	BLK	WP	HR	S	P	ERA	WHIP					
Jamie Moyer, L (1, 1) ERA: 4.98	7.1	L	31	4	6	2	3	2	1	0	0	0	0	67	113	2.46	0.818					
Scott Atchison, R (8, 1) ERA: 4.13	0.2		2	0	0	0	2	0	0	0	0	0	0	6	12	0.00	0.000					
Matt Thornton, L (9, 1) ERA: 4.94	1.0		4	1	0	0	0	1	0	0	0	0	0	12	20	0.00	2.000					

Anaheim Angels @ Seattle Mariners
Safeco Field, Seattle, WA
Thu Sep 16 2004, 7:05 PM PDT
Att: 28,497 - Dome - 57 F

AB 32
R 6
H 5
RBI 2
BB 4
SO 5
LOB 11



Batter	1	2	3	4	5	6	7	8	9	AB	R	H	RBI	BB	SO	LOB	BOTTOM					
51 Ichiro Suzuki, L (1, 9) OBP: 0.410, SLG: 0.459	G6-3 BB			IBB			G3-1		E3 DJ	2	0	0	0	3	0	0						
Randy Winn, S (1, 7) OBP: 0.346, SLG: 0.431	G6-3 1-2			G3			G3		L8 1-2	5	0	0	0	0	1	7						
Edgar Martinez, R (1, 10) OBP: 0.352, SLG: 0.396				IBB			L5			3	0	1	0	1	0	0						
Raul Ibanez, L (1, 3) OBP: 0.333, SLG: 0.451	F7			2B			G4-3		F7	4	0	1	0	0	0	2						
Bret Boone, R (1, 4) OBP: 0.315, SLG: 0.422				K 1B			1B		G6-3	4	1	2	0	0	1	1						
Jolbert Cabrera, R (1, 5) OBP: 0.308, SLG: 0.390				P5			P4		G4-3	4	0	0	0	0	0	3						
Hiram Bocachica, R (1, 8) OBP: 0.361, SLG: 0.434				G4-3 4 1B BB			F7		K	3	0	0	0	1	2	0						
Dan Wilson, R (1, 2) OBP: 0.292, SLG: 0.303				G4-3 4 1B			F8		K	4	0	1	1	0	1	0						
4 Jose Lopez, R (1, 6) OBP: 0.267, SLG: 0.383	G4-3 1-2 2-3			2B			G3		F8	4	0	1	0	0	0	2						
Inning Stats	R: 0 H: 0 E: 0 K: 0 S: 9	H: 0 LOB: 1 BB: 2 P: 17	R: 1 H: 2 E: 0 K: 1 S: 18	H: 2 LOB: 3 BB: 2 P: 37	R: 0 H: 1 E: 0 K: 1 S: 10	H: 1 LOB: 1 BB: 0 P: 14	R: 0 H: 1 E: 0 K: 0 S: 10	H: 1 LOB: 2 BB: 1 P: 19	R: 0 H: 0 E: 0 K: 1 S: 9	H: 0 LOB: 0 BB: 0 P: 14	R: 0 H: 1 E: 0 K: 0 S: 8	H: 1 LOB: 1 BB: 0 P: 11	R: 0 H: 0 E: 0 K: 1 S: 7	H: 0 LOB: 0 BB: 0 P: 7	R: 0 H: 0 E: 1 K: 1 S: 15	H: 0 LOB: 1 BB: 0 P: 23	1B: 4 2B: 2 3B: 0 HR: 0	SF: 0 SAC: 0 DP: 1 HBP: 0	WP: 0 PB: 0 CS: 0	PA: 38		
PITCHER	IP	WLS	BF	H	R	ER	SO	BB	IBB	HBP	BLK	WP	HR	S	P	ERA	WHIP					
Aaron Sele, R (1, 1) ERA: 4.88	5.0	W	24	5	1	1	2	3	2	0	0	0	0	54	97	1.80	1.600					
62 Scott Shields, R (6, 1) ERA: 3.2	3.0	H	10	1	0	0	2	0	0	0	0	0	0	24	32	0.00	0.333					
Troy Percival, R (9, 1) ERA: 3.09	1.0		4	0	0	0	1	0	0	0	0	0	0	15	23	0.00	0.000					

Anaheim Angels @ Seattle Mariners
Safeco Field, Seattle, WA
Thu Sep 16 2004, 7:05 PM PDT
Att: 28,497 - Dome - 57 F

AB 33
R 1
H 6
RBI 1
BB 5
SO 5
LOB 15



Batter	1	2	3	4	5	6	7	8	9	AB	R	H	RBI	BB	SO	LOB	TOP
Eric Young Sr. R OBP: 0.395, SLG: 0.387 (1, 4)										4	0	1	0	0	0	0	
9 Hank Blalock L OBP: 0.356, SLG: 0.509 (1, 5)										3	1	1	1	1	1	1	
10 Michael Young R OBP: 0.352, SLG: 0.475 (1, 6)										4	1	1	0	0	1	2	
23 Mark Teixeira S OBP: 0.367, SLG: 0.580 (1, 3)										2	2	2	2	2	0	1	
David Dellucci L OBP: 0.350, SLG: 0.464 (1, 7)										4	0	0	0	0	1	2	
Kevin Mench R OBP: 0.330, SLG: 0.544 (1, 9)										4	1	1	1	0	2	0	
Brian Jordan R OBP: 0.285, SLG: 0.361 (1, 10)									4	0	1	1	0	2	0		
Laynce Nix L OBP: 0.301, SLG: 0.446 (1, 8)										4	0	0	0	0	2	1	
Rod Barajas R OBP: 0.278, SLG: 0.457 Adrián González L OBP: 0.313, SLG: 0.467 (9, PH)										3	0	0	0	0	1	0	
Inning Stats	R: 3 H: 3 E: 0 K: 0 S: 14	H: 3 LOB: 0 BB: 0 P: 25	R: 0 H: 0 E: 0 K: 3 S: 9	H: 0 LOB: 0 BB: 1 P: 13	R: 0 H: 0 E: 0 K: 3 S: 11	H: 0 LOB: 0 BB: 0 P: 14	R: 0 H: 0 E: 0 K: 0 S: 7	H: 0 LOB: 0 BB: 0 P: 7	R: 0 H: 0 E: 0 K: 1 S: 9	H: 0 LOB: 0 BB: 0 P: 11	R: 0 H: 1 E: 0 K: 2 S: 11	H: 1 LOB: 1 BB: 1 P: 13	R: 2 H: 2 E: 0 K: 1 S: 13	H: 2 LOB: 1 BB: 1 P: 19	1B: 3 2B: 1 3B: 0 HR: 2	SF: 0 SAC: 0 DP: 0 HBP: 0	WP: 0 PA: 36 PB: 0 SB: 0 CS: 0
PITCHER	IP WLS BF H R ER SO BB IBB HBP BLK WP HR S P ERA WHIP																
40 Bartolo Colon R ERA: 5.08 Brendan Donnelly R ERA: 3.71 (1, 1)	7.0 W 26 3 3 3 7 2 0 0 0 0 0 2 69 105 3.86 0.714																
(8, 1)	2.0 10 3 2 2 3 1 0 0 0 0 0 0 24 32 9.00 2.000																

Texas Rangers @ Anaheim Angels
Angel Stadium of Anaheim, Anaheim, CA
Fri Sep 17 2004, 7:05 PM PDT
Att: 43,343 - Sunny - 73 F

AB	33
R	5
H	6
RBI	5
BB	3
SO	10
LOB	8



Batter	1	2	3	4	5	6	7	8	9	AB	R	H	RBI	BB	SO	LOB	BOTTOM
David Eckstein R OBP: 0.343, SLG: 0.337 (1, 6)										5	2	3	0	0	0	3	
Darin Erstad L OBP: 0.353, SLG: 0.412 Casey Kotchman L OBP: 0.287, SLG: 0.273 (1, 3)										5	0	0	0	0	0	3	
Jeff DaVanon S OBP: 0.383, SLG: 0.437 (1, 8)										5	0	1	1	0	1	2	
27 Vladimir Guerrero R OBP: 0.350, SLG: 0.556 Curtis Pridle L OBP: 0.289, SLG: 0.320 (1, 9)										4	3	3	3	1	0	1	
Jose Guillen R OBP: 0.356, SLG: 0.512 (9, 9)										4	2	1	1	0	1	1	
Troy Glaus R OBP: 0.356, SLG: 0.607 (1, 10)										4	1	2	2	0	0	0	
Adam Kennedy L OBP: 0.355, SLG: 0.411 (1, 4)										4	1	3	1	0	0	0	
Bengie Molina R OBP: 0.309, SLG: 0.422 (1, 2)										4	0	0	0	0	0	4	
9 Chone Figgins S OBP: 0.349, SLG: 0.419 (1, 5)										4	0	2	1	0	1	0	
Inning Stats	R: 1 H: 2 E: 0 K: 0 S: 13	H: 2 LOB: 1 BB: 0 P: 20	R: 0 H: 2 E: 0 K: 0 S: 8	H: 2 LOB: 2 BB: 0 P: 13	R: 2 H: 2 E: 0 K: 1 S: 24	H: 1 LOB: 1 BB: 0 P: 16	R: 2 H: 2 E: 0 K: 1 S: 12	H: 2 LOB: 1 BB: 0 P: 18	R: 1 H: 2 E: 1 K: 1 S: 9	H: 2 LOB: 1 BB: 0 P: 12	R: 2 H: 3 E: 0 K: 0 S: 12	H: 3 LOB: 1 BB: 0 P: 15	R: 1 H: 1 E: 0 K: 0 S: 11	H: 1 LOB: 0 BB: 0 P: 15	1B: 9 2B: 2 3B: 0 HR: 4	SF: 0 SAC: 0 DP: 0 HBP: 1	WP: 0 PA: 41 PB: 0 SB: 0 CS: 0
PITCHER	IP WLS BF H R ER SO BB IBB HBP BLK WP HR S P ERA WHIP																
Chan Ho Park R ERA: 5.92 R.A. Dickey R ERA: 5.64 50 Frank Francisco R ERA: 3.33 (1, 1)	5.0 L 26 5 3 5 2 1 0 0 0 0 0 0 1 21 27 9.00 2.500																
(6, 1)	2.0 11 5 3 2 1 0 0 0 0 0 0 1 21 27 9.00 2.500																
(8, 1)	1.0 4 1 1 1 0 0 0 0 0 0 0 1 11 15 9.00 1.000																

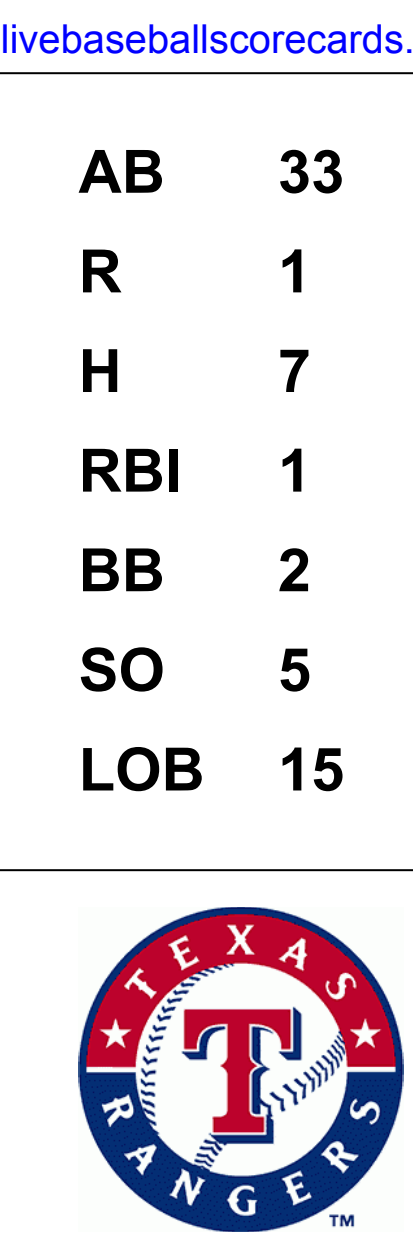
Texas Rangers @ Anaheim Angels
Angel Stadium of Anaheim, Anaheim, CA
Fri Sep 17 2004, 7:05 PM PDT
Att: 43,343 - Sunny - 73 F

AB	39
R	9
H	15
RBI	9
BB	1
SO	3
LOB	14



Batter	1	2	3	4	5	6	7	8	9	AB	R	H	RBI	BB	SO	LOB	TOP			
Eric Young Sr. R (1.4) OBP: 0.392, SLG: 0.385 Manny Alexander, R (9.4) OBP: 0.176, SLG: 0.235	1-1 G6-3		3-2 F9		0-0 2B		2-1 P6			4	0	1	0	0	0	1				
9 Hank Blalock, L (1.5) OBP: 0.353, SLG: 0.503	2-3 K			0-0 E9 10 G1-3 1B	1-3 K			0-0 G6-3		4	1	0	0	0	2	1				
10 Michael Young, R (1.6) OBP: 0.352, SLG: 0.476	2-1 L3			1-2 G1-3		0-1 23 G6-4-3 1B		4-2 BB		3	0	1	0	1	0	1				
23 Mark Teixeira, S (1.3) OBP: 0.366, SLG: 0.573		1-0 G6-3		4-2 1B BB		2-2 G6-4-3 1-2		0-1 P5		3	0	0	0	1	0	2				
Kevin Mench, R (1.10) OBP: 0.329, SLG: 0.539		3-2 F9		0-2 1B		1-2 FC5-4 1B		1-2 G6-3		4	0	2	1	0	0	1				
Brian Jordan, R (1.9) OBP: 0.284, SLG: 0.362		0-0 2B		0-0 F3		0-0 FC5-4 1-2		3-2 CS 1B		4	0	2	0	0	0	3				
Chad Allen, R (1.7) David Deltucci, L (8.7) OBP: 0.345, SLG: 0.457	0-0 G5-3		1-1 F8		1-1 G6-3 2B		1-1 G6-3 2B		3-3 K 1-2	3	0	1	0	0	0	3	AB 33 R 1 H 7 RBI 1 BB 2 SO 5 LOB 15			
Laynce Nix, L (1.8) OBP: 0.300, SLG: 0.444			0-1 G6-3		1-2 G6-3		0-0 G5-3		2-3 K2-3	4	0	0	0	0	1	1				
Rod Barajas, R (1.2) OBP: 0.275, SLG: 0.453			0-3 K		1-2 L9		0-0 G6-3			3	0	0	0	0	1	1				
Inning Stats	R: 0 E: 0 K: 1 S: 8	H: 0 LOB: 0 BB: 0 P: 13	R: 0 E: 0 K: 0 S: 6	H: 1 LOB: 1 BB: 0 P: 10	R: 0 E: 0 K: 1 S: 9	H: 0 LOB: 0 BB: 0 P: 12	R: 1 E: 1 K: 0 S: 14	H: 1 LOB: 2 BB: 1 P: 20	R: 0 E: 0 K: 0 S: 10	H: 2 LOB: 1 BB: 0 P: 14	R: 0 E: 0 K: 0 S: 6	H: 1 LOB: 1 BB: 0 P: 9	R: 0 E: 0 K: 0 S: 12	H: 0 LOB: 1 BB: 1 P: 17	R: 0 E: 0 K: 2 S: 11	H: 1 LOB: 0 BB: 0 P: 19	1B: 4 2B: 4 3B: 0 HR: 0	SF: 0 SAC: 0 DP: 2 HBP: 0	WP: 0 PB: 0 SB: 0 CS: 1	PA: 35
PITCHER	IP WLS BF H R ER SO BB IBB HBP BLK WP HR S P ERA WHIP																			
Jarrod Washburn, L (1.1) ERA: 4.48	8.0 L 32 6 1 0 3 2 0 0 0 0 0 0 0 76 109 0.00 1.000																			
Francisco Rodriguez, R (9.1) ERA: 1.86	1.0 3 1 0 0 2 0 0 0 0 0 0 0 0 11 19 0.00 1.000																			

Texas Rangers @ Anaheim Angels
Angel Stadium of Anaheim, Anaheim, CA
Sun Sep 19 2004, 1:05 PM PDT
Att: 40,099 - Cloudy - 73 F



Batter	1	2	3	4	5	6	7	8	9	AB	R	H	RBI	BB	SO	LOB	BOTTOM			
David Eckstein, R (1.6) OBP: 0.344, SLG: 0.337	2-2 E9 1B		2-1 P6			2-1 G6-3		4-1 BB		3	0	1	0	1	0	1				
Darin Erstad, L (1.3) OBP: 0.347, SLG: 0.404	0-1 L7		1-1 P4			3-3 K		1-3 K		4	0	0	0	0	2	3				
27 Vladimir Guerrero, R (1.9) OBP: 0.380, SLG: 0.563	2-3 K			0-0 P4		2-2 1B		0-1 F9		4	0	1	0	0	1	1				
16 Garret Anderson, L (1.10) OBP: 0.351, SLG: 0.458	1-2 F8			1-3 K		0-1 P5		1-1 G5-3		4	0	0	0	0	1	2				
Jose Guillen, R (1.7) Alfredo Amezaga, S (9, PR) OBP: 0.207, SLG: 0.207		0-0 F9		0-0 G4-3		1-1 FC1-6 1B		2-1 1B		4	0	2	0	0	0	0				
Jeff DaVanon, S (1.8) OBP: 0.373, SLG: 0.424		2-2 F7		1-3 K		0-1 FC1-6 G6-4-3 1-2		1-3 K		4	0	0	0	0	2	2				
Adam Kennedy, L (1.4) OBP: 0.351, SLG: 0.405		1-2 G3-1			2-2 F8		2-2 G6-4-3 1-2			3	0	0	0	0	0	1	AB 32 R 0 H 6 RBI 0 BB 1 SO 6 LOB 12			
Bengie Molina, R (1.2) OBP: 0.319, SLG: 0.426			2-2 1B		2-2 1B			1-0 F9		3	0	2	0	0	0	0				
9 Chone Figgins, S (1.5) OBP: 0.348, SLG: 0.417			2-2 P6		0-0 G4-3			0-2 G1-3		3	0	0	0	0	0	2				
Inning Stats	R: 0 E: 1 K: 1 S: 12	H: 1 LOB: 1 BB: 0 P: 17	R: 0 E: 0 K: 0 S: 7	H: 0 LOB: 0 BB: 0 P: 10	R: 0 E: 0 K: 0 S: 14	H: 1 LOB: 1 BB: 0 P: 21	R: 0 E: 0 K: 1 S: 5	H: 0 LOB: 0 BB: 0 P: 6	R: 0 E: 0 K: 1 S: 13	H: 1 LOB: 1 BB: 0 P: 18	R: 0 E: 0 K: 1 S: 8	H: 1 LOB: 0 BB: 0 P: 11	R: 0 E: 0 K: 1 S: 8	H: 0 LOB: 1 BB: 1 P: 14	R: 0 E: 0 K: 1 S: 9	H: 1 LOB: 1 BB: 0 P: 13	1B: 6 2B: 0 3B: 0 HR: 0	SF: 0 SAC: 0 DP: 1 HBP: 0	WP: 0 PB: 0 SB: 0 CS: 0	PA: 33
PITCHER	IP WLS BF H R ER SO BB IBB HBP BLK WP HR S P ERA WHIP																			
Chris Young, R (1.1) ERA: 4.5	6.0 W 23 5 0 0 4 0 0 0 0 0 0 0 0 66 95 0.00 0.833																			
Carlos Almanzar, R (7.1) ERA: 3.77	1.2 H 4 0 0 0 0 0 0 0 0 0 0 0 10 13 0.00 0.000																			
Brian Shouse, L (8.1) ERA: 2.48	0.1 H 2 0 0 0 1 1 0 0 0 0 0 0 4 9 0.00 3.000																			
Francisco Cordero, R (9.1) ERA: 1.8	1.0 S 4 1 0 0 1 0 0 0 0 0 0 0 9 13 0.00 1.000																			

Texas Rangers @ Anaheim Angels
Angel Stadium of Anaheim, Anaheim, CA
Sun Sep 19 2004, 1:05 PM PDT
Att: 40,099 - Cloudy - 73 F



Batter	1	2	3	4	5	6	7	8	9	AB	R	H	RBI	BB	SO	LOB	TOP					
51 Ichiro Suzuki, L (1.9) OBP: 0.409, SLG: 0.455	G5-3		G6-3			1B		IBB		4	1	2	0	1	0	0	Seattle Mariners @ Anaheim Angels Angel Stadium of Anaheim, Anaheim, CA Mon Sep 20 2004, 7:05 PM PDT Att: 39,074 - Sunny - 69 F					
Randy Winn, S (1.7) OBP: 0.350, SLG: 0.436 Hiram Bocachica, R (5.8) OBP: 0.340, SLG: 0.404	G3		HBP			1B		FC5		2	0	0	0	0	1	1						
Raul Ibanez, L (1.3) OBP: 0.336, SLG: 0.449	G6-3		1B			1B		F8		5	1	3	0	0	0	0						
Bret Boone, R (1.4) OBP: 0.313, SLG: 0.416		K	K			1B		G5-3		5	0	1	1	0	2	3						
Jolbert Cabrera, R (1.5) OBP: 0.316, SLG: 0.391		7 1B				1B		F8		5	0	3	1	0	1	0						
7 Jeremy Reed, L (1.8) OBP: 0.409, SLG: 0.400		1B				F7				4	0	2	0	1	0	3						
Miguel Olivo, R (1.2) OBP: 0.286, SLG: 0.441		K				1B		G1		4	0	0	0	0	1	4						
Greg Dobbs, L (1.10) OBP: 0.200, SLG: 0.333		K				FC5-4		G1		4	0	1	0	0	1	5						
4 Jose Lopez, R (1.6) OBP: 0.266, SLG: 0.376			P5			F7		K		4	0	0	0	0	2	3						
Inning Stats	R: 0 E: 0 K: 0 S: 5	H: 0 LOB: 0 BB: 0 P: 9	R: 0 E: 0 K: 3 S: 14	H: 2 LOB: 2 BB: 0 P: 19	R: 0 E: 0 K: 1 S: 14	H: 1 LOB: 2 BB: 0 P: 19	R: 0 E: 0 K: 1 S: 8	H: 1 LOB: 1 BB: 0 P: 10	R: 2 E: 0 K: 1 S: 16	H: 4 LOB: 2 BB: 0 P: 25	R: 0 E: 0 K: 1 S: 16	H: 2 LOB: 2 BB: 0 P: 20	R: 0 E: 0 K: 0 S: 6	H: 0 LOB: 0 BB: 0 P: 8	R: 0 E: 1 K: 1 S: 14	H: 0 LOB: 3 BB: 2 P: 25		R: 0 E: 0 K: 0 S: 22	H: 2 LOB: 1 BB: 0 P: 32	1B: 12 2B: 0 3B: 0 HR: 0	SF: 0 SAC: 0 DP: 1 HBP: 1	WP: 0 PB: 0 SB: 1 CS: 0
PITCHER	IP	WLS	BF	H	R	ER	SO	BB	IBB	HBP	BLK	WP	HR	S	P	ERA	WHIP					
41 John Lackey, R (1.1) ERA: 4.62	6.0	W	29	10	2	2	7	0	0	1	0	0	0	73	102	3.00	1.667					
Brendan Donnelly, R (7.1) ERA: 3.6	1.0	H	3	0	0	0	0	0	0	0	0	0	0	6	8	0.00	0.000					
Francisco Rodriguez, R (8.1) ERA: 1.84	1.0	H	6	0	0	0	1	1	1	0	0	0	0	14	25	0.00	1.000					
Troy Percival, R (9.1) ERA: 3.02	1.0	S	4	2	0	0	0	0	0	0	0	0	0	22	32	0.00	2.000					

Batter	1	2	3	4	5	6	7	8	9	AB	R	H	RBI	BB	SO	LOB	BOTTOM					
Jeff DaVanon, S (1.8) OBP: 0.368, SLG: 0.417	F8					SH1-4		F7		4	0	0	0	0	0	5	Seattle Mariners @ Anaheim Angels Angel Stadium of Anaheim, Anaheim, CA Mon Sep 20 2004, 7:05 PM PDT Att: 39,074 - Sunny - 69 F					
David Eckstein, R (1.6) OBP: 0.343, SLG: 0.335	G6-3		16 G3			F8		FC6-2		5	1	1	0	0	0	5						
27 Vladimir Guerrero, R (1.9) Curtis Pride, L (1.9) OBP: 0.300, SLG: 0.345	16 1B		1B			FC6		K		0	0	0	0	0	0	0						
16 Garret Anderson, L (1.10) OBP: 0.350, SLG: 0.455	1B		G3			K		K		4	0	1	0	0	2	4						
Jose Guillen, R (1.7) OBP: 0.354, SLG: 0.506	K		G3			G5-3		G6-3		4	0	1	1	0	1	2						
Alfredo Amezaga, S (8.4) OBP: 0.207, SLG: 0.207	K		1B			G3				0	0	0	0	0	0	0						
Darin Erstad, L (1.3) OBP: 0.346, SLG: 0.402	G6-3		G3			8 1B		F8		4	1	1	1	0	0	1						
Bengie Molina, R (1.2) OBP: 0.321, SLG: 0.427			G5-3			8 1B		P3		4	1	2	0	0	0	1						
8 Dallas McPherson, L (1.5) Troy Percival, R (9.1) OBP: 0.667, SLG: 0.800			1B			1B		9 BB		3	0	3	1	1	0	0						
Adam Kennedy, L (1.4) OBP: 0.351, SLG: 0.406 9 Chone Figgins, S (5.4) OBP: 0.350, SLG: 0.417	SF8		1B			1B		FC6-2		0	0	0	0	0	0	0						
Inning Stats	R: 0 E: 0 K: 1 S: 11	H: 1 LOB: 2 BB: 0 P: 16	R: 1 E: 0 K: 0 S: 8	H: 2 LOB: 1 BB: 0 P: 14	R: 2 E: 0 K: 0 S: 12	H: 3 LOB: 1 BB: 0 P: 14	R: 0 E: 0 K: 0 S: 13	H: 2 LOB: 2 BB: 0 P: 20	R: 1 E: 0 K: 1 S: 11	H: 3 LOB: 2 BB: 0 P: 19	R: 0 E: 0 K: 1 S: 10	H: 1 LOB: 1 BB: 1 P: 18	R: 0 E: 0 K: 0 S: 7	H: 0 LOB: 0 BB: 0 P: 11	R: 1 E: 0 K: 1 S: 8	H: 0 LOB: 1 BB: 2 P: 20	1B: 11 2B: 1 3B: 0 HR: 0	SF: 1 SAC: 1 DP: 0 HBP: 1	WP: 0 PB: 0 SB: 2 CS: 0	PA: 39		
PITCHER	IP	WLS	BF	H	R	ER	SO	BB	IBB	HBP	BLK	WP	HR	S	P	ERA	WHIP					
Ryan Franklin, R (1.1) ERA: 5.09	5.0	L	26	11	4	4	2	0	0	1	0	0	0	55	83	7.20	2.200					
Matt Thornton, L (6.1) ERA: 4.6	2.0		8	1	0	0	1	1	0	0	0	0	0	17	29	0.00	1.000					
Randy Williams, L (8.1) ERA: 20.25	0.0		2	0	1	1	0	2	0	0	0	0	0	2	10	∞	∞					
Shigetoshi Hasegawa, R (8.1) ERA: 5.15	1.0		3	0	0	0	1	0	0	0	0	0	0	6	10	0.00	0.000					

AB	39
R	2
H	12
RBI	2
BB	2
SO	8
LOB	24



AB	33
R	5
H	12
RBI	4
BB	3
SO	4
LOB	21



Batter	1	2	3	4	5	6	7	8	9	AB	R	H	RBI	BB	SO	LOB	TOP			
51 Ichiro Suzuki, L (1, 9) OBP: 0.413, SLG: 0.459										5	1	5	0	0	0	0				
Randy Winn, S (1, 10) OBP: 0.349, SLG: 0.434										5	0	1	0	0	1	4				
Raul Ibanez, L (1, 7) OBP: 0.337, SLG: 0.447										4	1	1	0	1	0	3				
Bret Boone, R (1, 4) OBP: 0.315, SLG: 0.425										5	4	3	2	0	0	4				
Jolbert Cabrera, R (1, 5) OBP: 0.314, SLG: 0.388										5	0	1	0	0	3	4				
7 Jeremy Reed, L (1, 8) OBP: 0.444, SLG: 0.440										5	1	3	0	0	0	3				
Scott Spiezio, S (1, 3) OBP: 0.281, SLG: 0.343										4	0	2	4	0	0	1				
Dan Wilson, R (1, 2) OBP: 0.296, SLG: 0.303										4	0	2	1	0	1	3				
4 Jose Lopez, R (1, 6) OBP: 0.260, SLG: 0.368										4	0	0	0	0	0	5				
Inning Stats	R: 3 E: 0 K: 0 S: 20	H: 5 LOB: 2 BB: 0 P: 27	R: 0 E: 0 K: 0 S: 9	H: 1 LOB: 1 BB: 0 P: 13	R: 2 E: 0 K: 1 S: 13	H: 4 LOB: 1 BB: 0 P: 17	R: 0 E: 0 K: 1 S: 11	H: 1 LOB: 2 BB: 1 P: 19	R: 0 E: 0 K: 1 S: 6	H: 1 LOB: 0 BB: 0 P: 7	R: 1 E: 0 K: 1 S: 11	H: 3 LOB: 2 BB: 0 P: 16	R: 0 E: 0 K: 0 S: 4	H: 1 LOB: 0 BB: 0 P: 4	R: 1 E: 0 K: 0 S: 6	H: 1 LOB: 0 BB: 0 P: 9	1B: 16 2B: 2 3B: 0 HR: 1	SF: 1 SAC: 0 DP: 3 HBP: 0	WP: 0 PB: 0 SB: 1 CS: 0	PA: 43
PITCHER	IP WLS BF H R ER SO BB IBB HBP BLK WP HR S P ERA WHIP																			
Aaron Sele, R (1, 1) ERA: 5.14	2.1 L 17 10 5 5 1 0 0 0 0 0 0 41 56 19.29 4.286																			
Ramon Ortiz, R (3, 1) ERA: 4.5	4.2 19 6 1 1 4 1 0 0 0 0 0 41 64 1.93 1.500																			
Kevin Gregg, R (8, 1) ERA: 3.9	2.0 7 2 1 1 0 0 0 0 0 0 1 10 13 4.50 1.000																			

Seattle Mariners @ Anaheim Angels
Angel Stadium of Anaheim, Anaheim, CA
Tue Sep 21 2004, 7:05 PM PDT
Att: 42,251 - Sunny - 76 F

AB 41
R 7
H 18
RBI 7
BB 1
SO 5
LOB 27



Batter	1	2	3	4	5	6	7	8	9	AB	R	H	RBI	BB	SO	LOB	BOTTOM	
9 Chone Figgins, S (1, 4) OBP: 0.348, SLG: 0.414										4	0	0	0	0	3	2		
David Eckstein, R (1, 6) OBP: 0.342, SLG: 0.335										4	0	1	0	0	0	0		
27 Vladimir Guerrero, R (1, 9) OBP: 0.391, SLG: 0.564										4	1	1	0	0	1	1		
16 Garret Anderson, L (1, 8) OBP: 0.349, SLG: 0.453										4	0	1	1	0	1	1		
Jose Guillen, R (1, 7) OBP: 0.352, SLG: 0.503										4	1	0	0	0	0	1		
Troy Glaus, R (1, 10) OBP: 0.397, SLG: 0.599										2	1	1	0	1	0	0		
Andres Galarraga, R (1, 3) OBP: 0.400, SLG: 0.400										3	0	2	1	0	1	1		
Curtis Pride, L (9, PH) OBP: 0.290, SLG: 0.333										1	0	0	0	0	1	1		
8 Dallas McPherson, L (1, 5) OBP: 0.400, SLG: 0.444										4	0	0	0	0	4	5		
Josh Paul, R (1, 2) OBP: 0.319, SLG: 0.400										3	0	1	1	0	0	1		
Inning Stats	R: 0 E: 0 K: 0 S: 7	H: 0 LOB: 0 BB: 0 P: 11	R: 2 E: 0 K: 2 S: 15	H: 3 LOB: 2 BB: 0 P: 27	R: 1 E: 0 K: 0 S: 11	H: 1 LOB: 0 BB: 0 P: 17	R: 0 E: 0 K: 1 S: 6	H: 1 LOB: 0 BB: 0 P: 10	R: 0 E: 0 K: 1 S: 14	H: 1 LOB: 1 BB: 0 P: 19	R: 0 E: 0 K: 2 S: 11	H: 1 LOB: 1 BB: 0 P: 18	R: 0 E: 0 K: 2 S: 11	H: 0 LOB: 1 BB: 1 P: 21	1B: 5 2B: 1 3B: 1 HR: 0	SF: 0 SAC: 0 DP: 0 HBP: 1	WP: 0 PB: 0 SB: 0 CS: 0	PA: 35
PITCHER	IP WLS BF H R ER SO BB IBB HBP BLK WP HR S P ERA WHIP																	
Jamie Moyer, L (1, 1) ERA: 4.97	6.0 W 24 6 3 3 5 0 0 0 0 0 0 23 35 0.00 0.500																	
Ron Villone, L (7, 1) ERA: 4.14	2.0 H 7 1 0 0 4 0 0 0 0 0 0 23 35 0.00 0.500																	
20 J.J. Putz, R (9, 1) ERA: 4.95	1.0 4 0 0 0 2 1 0 0 0 0 0 11 21 0.00 1.000																	

Seattle Mariners @ Anaheim Angels
Angel Stadium of Anaheim, Anaheim, CA
Tue Sep 21 2004, 7:05 PM PDT
Att: 42,251 - Sunny - 76 F

AB 33
R 3
H 7
RBI 3
BB 1
SO 11
LOB 13



Batter	1	2	3	4	5	6	7	8	9	AB	R	H	RBI	BB	SO	LOB	TOP
51 Ichiro Suzuki, L OBP: 0.416, SLG: 0.461 16 Willie Bloomquist, R OBP: 0.261, SLG: 0.313	0-2 FC5-4 1B	0-0 G1-3		4-0 1B IBB	2-2 FC5 1B	1-0 1B 1B		0-1 2B 1B	0-1 1B	6	3	4	1	1	0	3	
Randy Winn, S OBP: 0.349, SLG: 0.435 Hiram Bocachica, R OBP: 0.337, SLG: 0.400	0-0 FC5-4 G6-3 1B		0-2 L7	0-1 SF7	0-3 K	0-1 1B 1B		1-1 1B 2B	1-0 F8	5	1	2	3	0	1	3	
Raul Ibanez, L OBP: 0.345, SLG: 0.455	2-2 G6-3 1B		1-1 7 CS BB 1B	1-1 2B 1B	1-2 1B 1B	1-2 1B 1B		3-2 SF9 BB 1B		6	1	6	5	0	0	0	
Bret Boone, R OBP: 0.316, SLG: 0.426 Mickey Lopez, S OBP: 0.337, SLG: 0.400	3-2 G6-3 1B		4-0 1B	1-2 1B 2B	0-3 K	1-2 1B 1B		4-2 SF9 BB 1B		4	1	1	1	1	1	6	
Jolbert Cabrera, R OBP: 0.315, SLG: 0.389	0-2 G6-3		0-2 F9	0-2 2B 1B		0-2 7 SF8 1B		3-3 K	1-0 SF9	5	1	2	2	0	1	4	
7 Jeremy Reed, L OBP: 0.455, SLG: 0.484		0-0 F9 FC6-4 2B	0-1 CS			1-2 FC3-6 51 1B		2-1 F7	2-2 G1-3	6	3	3	0	0	0	3	
Scott Spiezio, S OBP: 0.285, SLG: 0.344	0-0 F9			3-2 SH3-4 1B	4-2 E 1B BB	3-2 FC6 FC3-6 1B		3-3 K		5	2	2	0	1	1	5	
Dan Wilson, R OBP: 0.301, SLG: 0.306 30 René Rivera, R OBP: 0.285, SLG: 0.344	4-2 FC6-4 BB			3-2 E SH3-4 1B	0-1 E9 51 FC5 1B	2-2 SF8			0-0 G4-3	3	1	2	2	1	1	1	
Ramon Santiago, S OBP: 0.275, SLG: 0.222	2-1 FC6-4			1-0 SH3-4	0-0 51 FC5 1B	2-0 FC3-6 51 1B		0-0 WP 51 1B	2-2 P6	5	3	2	2	0	0	3	
Inning Stats	R: 0 H: 2 E: 0 K: 0 S: 15	H: 1 R: 0 ER: 0 BB: 0 P: 20	H: 1 R: 0 ER: 0 BB: 1 P: 15	H: 1 R: 0 ER: 0 BB: 1 P: 14	H: 6 R: 5 ER: 1 K: 0 S: 19	H: 3 R: 2 ER: 0 K: 2 S: 19	H: 5 R: 4 ER: 0 K: 0 S: 24	H: 1 R: 0 ER: 0 K: 2 S: 11	H: 4 R: 3 ER: 0 K: 1 S: 20	H: 1 R: 0 ER: 0 K: 2 S: 7	1B: 21 2B: 3 3B: 0 HR: 0	SF: 3 SAC: 1 DP: 0 HBP: 0	WP: 1 PB: 0 SB: 0 CS: 1	PA: 57			
PITCHER	IP WLS BF H R ER SO BB IBB HBP BLK WP HR S P ERA WHIP																
40 Bartolo Colon, R ERA: 5.31	3.2 L 23 10 7 7 0 2 1 0 0 0 0 0 0 20 29 17.18 3.273																
62 Scott Shields, R ERA: 3.5	1.1 8 3 2 2 2 1 0 0 0 0 0 0 16 25 13.50 3.000																
Kevin Gregg, R ERA: 4.32	0.2 6 3 4 4 0 0 0 0 0 0 0 1 0 16 25 54.00 4.500																
Scott Dunn, R ERA: 9.0	1.1 12 7 3 3 2 1 0 0 0 0 1 0 31 51 20.25 6.000																
Matt Hensley, R ERA: 5.0	2.0 7 1 0 0 1 0 0 0 0 0 0 0 15 24 0.00 0.500																

Seattle Mariners @ Anaheim Angels
Angel Stadium of Anaheim, Anaheim, CA
Wed Sep 22 2004, 7:05 PM PDT
Att: 37,015 - Sunny - 82 F

AB 47
R 16
H 24
RBI 16
BB 5
SO 5
LOB 29



Batter	1	2	3	4	5	6	7	8	9	AB	R	H	RBI	BB	SO	LOB	BOTTOM
9 Chone Figgins, S OBP: 0.345, SLG: 0.411 Casey Kotchman, L OBP: 0.285, SLG: 0.270	2-2 F8		2-2 F8		0-1 L8	0-1 G6-3			1-3 K	4	0	0	0	0	0	0	
David Eckstein, R OBP: 0.342, SLG: 0.333 Curtis Pride, L OBP: 0.290, SLG: 0.333	1-1 G6-3		4-1 27 FC4-6 BB		1-3 K			0-2 G4-3		3	0	0	0	1	1	0	
27 Vladimir Guerrero, R OBP: 0.391, SLG: 0.599 José Molina, R OBP: 0.293, SLG: 0.374	0-1 1B		2-2 FC4-6 1B		1-1 HR			2-2 G6-3		4	1	2	1	0	0	1	
16 Garret Anderson, L OBP: 0.346, SLG: 0.449 Alfredo Amezaga, S OBP: 0.207, SLG: 0.207	0-0 G3			2-1 G4-3	0-3 K			3-1 F8		4	0	0	0	0	1	1	
Jose Guillen, R OBP: 0.353, SLG: 0.502 Adam Riggs, R OBP: 0.143, SLG: 0.150				4-2 F8 1B BB		0-1 8 HR G4-3 1B		0-1 P6		3	2	1	0	1	1	0	
Darin Erstad, L OBP: 0.345, SLG: 0.401 Josh Paul, R OBP: 0.319, SLG: 0.400				0-1 1B		1-2 G4-3		1-3 K		4	0	1	0	0	1	1	
Troy Glaus, R OBP: 0.369, SLG: 0.611				1-0 F8		4-1 8 HR BB		1-3 K		3	2	1	1	1	1	2	
Bengie Molina, R OBP: 0.321, SLG: 0.426 Jeff DaVanon, S OBP: 0.367, SLG: 0.416				2-1 1B		3-1 P3		2-2 G5-3		3	0	1	1	0	0	2	
8 Dallas McPherson, L OBP: 0.357, SLG: 0.615				3-2 G6-3		2-1 1B		1-3 K		4	1	1	3	0	2	2	
Inning Stats	R: 0 H: 1 E: 0 K: 0 S: 9	H: 1 R: 1 ER: 0 BB: 0 P: 13	H: 0 R: 0 ER: 0 BB: 1 P: 22	H: 2 R: 1 ER: 0 BB: 1 P: 23	H: 1 R: 1 ER: 0 K: 2 S: 12	H: 2 R: 1 ER: 0 K: 0 S: 12	H: 0 R: 0 ER: 0 K: 2 S: 9	H: 0 R: 0 ER: 0 K: 2 S: 11	H: 0 R: 0 ER: 0 K: 2 S: 7	H: 0 R: 0 ER: 0 K: 2 S: 9	1B: 4 2B: 0 3B: 0 HR: 3	SF: 0 SAC: 0 DP: 0 HBP: 0	WP: 0 PB: 0 SB: 0 CS: 0	PA: 37			
PITCHER	IP WLS BF H R ER SO BB IBB HBP BLK WP HR S P ERA WHIP																
Gil Meche, R ERA: 5.17	5.2 W 27 7 6 6 4 3 0 0 0 0 0 0 11 16 0.00 0.000																
Shigetoshi Hasegawa, R ERA: 5.05	1.1 4 0 0 0 0 0 0 0 0 0 0 0 11 16 0.00 0.000																
40 Julio Mateo, R ERA: 4.86	1.0 3 0 0 0 2 0 0 0 0 0 0 0 11 13 0.00 0.000																
Aaron Taylor, R ERA: 13.5	1.0 3 0 0 0 2 0 0 0 0 0 0 0 9 13 0.00 0.000																

Seattle Mariners @ Anaheim Angels
Angel Stadium of Anaheim, Anaheim, CA
Wed Sep 22 2004, 7:05 PM PDT
Att: 37,015 - Sunny - 82 F


AB 34
R 6
H 7
RBI 6
BB 3
SO 8
LOB 9




Batter	1	2	3	4	5	6	7	8	9	AB	R	H	RBI	BB	SO	LOB	TOP										
21 Mark Kotsay, L (1, 8) OBP: 0.368, SLG: 0.460										4	0	1	1	0	2	1	Oakland Athletics @ Anaheim Angels Angel Stadium of Anaheim, Anaheim, CA Sat Sep 25 2004, 1:10 PM PDT Att: 43,197 - Sunny - 83 F										
Eric Byrnes, R (1, 7) OBP: 0.351, SLG: 0.479										4	0	0	0	0	1	0											
3 Eric Chavez, L (1, 5) OBP: 0.394, SLG: 0.503										4	1	1	0	0	1	1											
Jermaine Dye, R (1, 9) OBP: 0.329, SLG: 0.461										3	1	1	2	1	0	0											
23 Bobby Kielty, S (1, 10) OBP: 0.319, SLG: 0.366										2	0	0	0	1	0	2											
Erubiel Durazo, L (9, PH) OBP: 0.397, SLG: 0.526										1	0	0	0	0	0	0											
Nick Swisher, S (1, 3) OBP: 0.367, SLG: 0.449										3	0	0	0	0	0	3											
Scott Hatteberg, L (9, PH) OBP: 0.376, SLG: 0.436										1	0	0	0	0	1	0											
7 Bobby Crosby, R (1, 6) OBP: 0.327, SLG: 0.437										3	0	0	0	0	1	0											
Damian Miller, R (1, 2) OBP: 0.339, SLG: 0.405										3	0	0	0	0	2	0											
Marco Scutaro, R (1, 4) OBP: 0.298, SLG: 0.395										3	1	2	0	0	1	0											
Inning Stats	R: 0 E: 0 K: 1 S: 9	H: 0 LOB: 0 BB: 0 P: 15	R: 0 E: 0 K: 0 S: 7	H: 0 LOB: 0 BB: 1 P: 15	R: 0 E: 0 K: 2 S: 11	H: 1 LOB: 1 BB: 0 P: 15	R: 0 E: 1 K: 1 S: 12	H: 0 LOB: 2 BB: 1 P: 21	R: 1 E: 0 K: 0 S: 9	H: 2 LOB: 1 BB: 0 P: 13	R: 2 E: 0 K: 0 S: 13	H: 2 LOB: 0 BB: 0 P: 21	R: 0 E: 0 K: 2 S: 10	H: 0 LOB: 0 BB: 0 P: 12	R: 0 E: 0 K: 1 S: 10	H: 0 LOB: 0 BB: 0 P: 15	R: 0 E: 0 K: 1 S: 10	H: 0 LOB: 0 BB: 0 P: 15	1B: 3 2B: 1 3B: 0 HR: 1	SF: 0 SAC: 0 DP: 1 HBP: 0	WP: 0 PB: 0 SB: 1 CS: 0	PA: 33					
PITCHER	IP	WLS	BF	H	R	ER	SO	BB	IBB	HBP	BLK	WP	HR	S	P	ERA	WHIP										
Jarrod Washburn, L (1, 1) ERA: 4.48	6.0		24	5	3	3	4	2	0	0	0	0	1	61	100	4.50	1.167										
Francisco Rodriguez, R (7, 1) ERA: 1.79	2.0	W	6	0	0	0	4	0	0	0	0	0	0	17	27	0.00	0.000										
Troy Percival, R (9, 1) ERA: 2.96	1.0	S	3	0	0	0	1	0	0	0	0	0	0	10	15	0.00	0.000										

Batter	1	2	3	4	5	6	7	8	9	AB	R	H	RBI	BB	SO	LOB	BOTTOM										
Darin Erstad, L (1, 3) OBP: 0.347, SLG: 0.409										5	1	1	3	0	1	2	Oakland Athletics @ Anaheim Angels Angel Stadium of Anaheim, Anaheim, CA Sat Sep 25 2004, 1:10 PM PDT Att: 43,197 - Sunny - 83 F										
Troy Glaus, R (1, 10) OBP: 0.365, SLG: 0.597										3	0	0	0	1	3	0											
27 Vladimir Guerrero, R (1, 9) OBP: 0.361, SLG: 0.565										2	0	0	0	2	0	1											
Jose Guillen, R (1, 7) OBP: 0.352, SLG: 0.497										3	0	1	0	0	0	1											
Alfredo Amezaga, S (9, PR) OBP: 0.207, SLG: 0.207										0	1	0	0	0	0	0											
16 Garret Anderson, L (1, 8) OBP: 0.349, SLG: 0.452										4	1	2	1	0	1	2											
Bengie Molina, R (1, 2) OBP: 0.314, SLG: 0.416										4	0	0	0	0	1	3											
8 Dallas McPherson, L (1, 5) ERA: 4.78										2	0	0	0	1	1	0											
Andres Galarraga, R (9, PH) OBP: 0.333, SLG: 0.333										1	0	0	0	0	1	2											
Curtis Priddy, L (9, 7) OBP: 0.290, SLG: 0.333										0	0	0	0	0	0	0											
David Eckstein, R (1, 6) OBP: 0.343, SLG: 0.333										3	1	2	0	1	0	0											
9 Chone Figgins, S (1, 4) OBP: 0.346, SLG: 0.410										4	1	2	1	0	1	1											
Inning Stats	R: 0 E: 0 K: 2 S: 7	H: 0 LOB: 1 BB: 1 P: 17	R: 0 E: 0 K: 1 S: 12	H: 1 LOB: 2 BB: 1 P: 22	R: 0 E: 0 K: 1 S: 8	H: 0 LOB: 0 BB: 0 P: 12	R: 0 E: 0 K: 0 S: 6	H: 1 LOB: 1 BB: 0 P: 10	R: 3 E: 2 K: 1 S: 19	H: 3 LOB: 2 BB: 1 P: 34	R: 0 E: 0 K: 2 S: 12	H: 1 LOB: 1 BB: 0 P: 17	R: 0 E: 0 K: 0 S: 13	H: 0 LOB: 1 BB: 1 P: 21	R: 2 E: 0 K: 2 S: 15	H: 2 LOB: 2 BB: 1 P: 27	R: 0 E: 0 K: 2 S: 10	H: 0 LOB: 0 BB: 0 P: 15	1B: 5 2B: 2 3B: 0 HR: 1	SF: 0 SAC: 0 DP: 1 HBP: 1	WP: 0 PB: 0 SB: 0 CS: 0	PA: 37					
PITCHER	IP	WLS	BF	H	R	ER	SO	BB	IBB	HBP	BLK	WP	HR	S	P	ERA	WHIP										
Mark Redman, L (1, 1)	5.2		26	6	3	2	6	3	0	0	0	0	1	61	106	3.18	1.588										
58 Justin Duchschere, R (6, 1) ERA: 3.4	0.2		2	0	0	0	1	0	0	0	0	0	0	8	14	0.00	0.000										
Chad Bradford, R (7, 1) ERA: 4.47	0.2	L	3	0	1	1	0	1	0	1	0	0	0	9	15	13.50	1.500										
Ricardo Rincon, L (8, 1) ERA: 3.7	1.0		6	2	1	1	2	0	1	0	0	0	0	14	25	9.00	2.000										



Batter	1	2	3	4	5	6	7	8	9	AB	R	H	RBI	BB	SO	LOB	TOP										
9 Chone Figgins, S OBP: 0.347, SLG: 0.414 (1, 4)	F7		G3-1			1B		FC3 2H	1B	5	1	3	2	0	0	0	Anaheim Angels @ Texas Rangers The Ballpark at Arlington, Arlington, TX Mon Sep 27 2004, 8:05 PM EDT Att: 20,333 - Unknown - 81 F AB 34 R 5 H 7 RBI 5 BB 3 SO 4 LOB 17 										
Darin Erstad, L OBP: 0.343, SLG: 0.403 (1, 3)	K			K		K		FC3 27 WP	G3	5	0	0	1	0	3	4											
Troy Glaus, R OBP: 0.365, SLG: 0.601 (1, 10)	P3			P4		L4		3H	27 WP BB	3	0	0	0	1	0	2											
27 Vladimir Guerrero, R OBP: 0.384, SLG: 0.573 (1, 9)		HR		G1-3			16 G3	4-2	BB	3	2	2	1	1	0	0											
16 Garret Anderson, L OBP: 0.343, SLG: 0.444 (1, 8)	E4				G4-3		G3	F6	BB	4	0	0	0	0	0	4											
Adam Riggs, R OBP: 0.185, SLG: 0.231 Jeff Davanon, S OBP: 0.363, SLG: 0.411 (1, 7) (8, 7)	G6-4-3				G6-3		G6-3	G4-3		4	0	0	1	0	0	4											
David Eckstein, R OBP: 0.343, SLG: 0.338 (1, 6)	P3				G4-3		G3-1		9 G3 1B BB	3	1	0	0	1	0	0											
José Molina, R OBP: 0.298, SLG: 0.379 Josh Paul, R OBP: 0.315, SLG: 0.394 (8, PR) (8, 2)			G5-3			8 G4-3 1B		9 SH5-4 3B 1B	K	3	0	2	0	0	0	0											
8 Dallas McPherson, L OBP: 0.308, SLG: 0.542 Alfredo Amézaga, S OBP: 0.255, SLG: 0.295 (8, PH) (8, 4)			G3			G4-3		SH5-4	F8	2	0	0	0	0	0	1											
Inning Stats	R: 0 E: 0 K: 1 S: 9	H: 0 LOB: 0 BB: 0 P: 12	R: 1 E: 1 K: 0 S: 10	H: 1 LOB: 0 BB: 0 P: 15	R: 0 E: 0 K: 1 S: 6	H: 0 LOB: 0 BB: 0 P: 11	R: 0 E: 0 K: 1 S: 9	H: 0 LOB: 0 BB: 0 P: 15	R: 0 E: 0 K: 1 S: 7	H: 2 LOB: 2 BB: 0 P: 8	R: 1 E: 0 K: 0 S: 7	H: 1 LOB: 0 BB: 0 P: 10	R: 2 E: 0 K: 0 S: 14	H: 2 LOB: 3 BB: 2 P: 23	R: 1 E: 0 K: 1 S: 10	H: 1 LOB: 1 BB: 1 P: 19		1B: 4 2B: 1 3B: 1 HR: 1	SF: 0 SAC: 1 DP: 1 HBP: 0	WP: 1 PB: 0 SB: 1 CS: 0	PA: 38						
PITCHER	IP	WLS	BF	H	R	ER	SO	BB	IBB	HBP	BLK	WP	HR	S	P	ERA	WHIP										
Kenny Rogers, L ERA: 4.75 Jeff Nelson, R ERA: 5.59 32 Ron Mahay, L ERA: 2.66 (1, 1) (8, 1) (8, 1)	7.1	L	30	6	4	4	3	1	0	0	0	0	1	64	96	4.91	0.955										

Batter	1	2	3	4	5	6	7	8	9	AB	R	H	RBI	BB	SO	LOB	BOTTOM										
Eric Young Sr., R OBP: 0.383, SLG: 0.379 (1, 4)	F8		F8		G5-3			F9		4	0	0	0	0	0	0	Anaheim Angels @ Texas Rangers The Ballpark at Arlington, Arlington, TX Mon Sep 27 2004, 8:05 PM EDT Att: 20,333 - Unknown - 81 F AB 32 R 3 H 5 RBI 2 BB 2 SO 5 LOB 11 										
9 Hank Blalock, L OBP: 0.355, SLG: 0.506 (1, 5)	K		G4-3			L4			23 1B 10 1B	4	0	1	0	0	1	0											
10 Michael Young, R OBP: 0.355, SLG: 0.484 (1, 6)	G3			G6-3		F9			23 1B 1B	4	0	1	0	0	0	0											
23 Mark Teixeira, S OBP: 0.367, SLG: 0.560 Andy Fox, L OBP: 0.087, SLG: 0.152 (1, 3) (9, PR)	K			F8		P5			1-2 2-3 1B	4	0	1	0	0	1	0											
David Dellucci, L OBP: 0.341, SLG: 0.446 (1, 7)		BB E BB			HR 1B		K		F3	3	2	1	0	1	1	3											
Kevin Mench, R OBP: 0.325, SLG: 0.532 (1, 9)		1 SAFE 1 SAFE 1 SAFE BB			FC6-4 BB		F8		F5	3	1	1	2	1	0	3											
Brian Jordan, R OBP: 0.284, SLG: 0.377 (1, 10)	FC6-4				F9		G5-3		K	4	0	0	0	0	1	4											
Laynce Nix, L OBP: 0.298, SLG: 0.438 (1, 8)	L5					F7		F7		3	0	0	0	0	0	1											
Ken Huckaby, R OBP: 0.214, SLG: 0.205 Adrián González, L OBP: 0.294, SLG: 0.438 15 Gerald Laird, R OBP: 0.288, SLG: 0.266 (1, 2) (8, PH) (9, 2)			G6-3				G3		K	2	0	0	0	0	0	0											
Inning Stats	R: 0 E: 0 K: 1 S: 8	H: 0 LOB: 0 BB: 0 P: 14	R: 1 E: 1 K: 1 S: 9	H: 0 LOB: 1 BB: 2 P: 18	R: 0 E: 0 K: 0 S: 5	H: 0 LOB: 0 BB: 0 P: 6	R: 2 E: 0 K: 0 S: 8	H: 2 LOB: 0 BB: 0 P: 11	R: 0 E: 0 K: 0 S: 16	H: 0 LOB: 0 BB: 0 P: 18	R: 0 E: 0 K: 0 S: 8	H: 0 LOB: 0 BB: 0 P: 11	R: 0 E: 0 K: 1 S: 7	H: 0 LOB: 0 BB: 0 P: 11	R: 0 E: 0 K: 1 S: 7	H: 3 LOB: 3 BB: 0 P: 8		R: 0 E: 0 K: 1 S: 14	H: 3 LOB: 3 BB: 0 P: 23	1B: 4 2B: 0 3B: 0 HR: 1	SF: 0 SAC: 0 DP: 0 HBP: 0	WP: 0 PB: 0 SB: 0 CS: 0	PA: 34				
PITCHER	IP	WLS	BF	H	R	ER	SO	BB	IBB	HBP	BLK	WP	HR	S	P	ERA	WHIP										
40 Bartolo Colon, R ERA: 5.19 Troy Percival, R ERA: 2.83 (1, 1) (9, 1)	8.0	W	30	4	3	2	4	2	0	0	0	0	0	72	103	2.25	0.750										

Batter	1	2	3	4	5	6	7	8	9	AB	R	H	RBI	BB	SO	LOB	TOP			
Darin Erstad, L (1, 3) OBP: 0.344, SLG: 0.402										4	1	1	0	1	1	0	Anaheim Angels @ Texas Rangers The Ballpark at Arlington, Arlington, TX Tue Sep 28 2004, 8:05 PM EDT Att: 26,686 - Cloudy - 78 F			
Troy Glaus, R (1, 10) OBP: 0.366, SLG: 0.592										3	1	0	0	2	1	3				
27 Vladimir Guerrero, R (1, 9) Curtis Pride, L (9, 7) OBP: 0.387, SLG: 0.587 OBP: 0.290, SLG: 0.333										5	3	4	5	0	0	1				
16 Garret Anderson, L (1, 8) OBP: 0.341, SLG: 0.448										5	1	1	2	0	1	1				
Jeff DaVanon, S (1, 7) OBP: 0.370, SLG: 0.412 (9, 9)										2	0	1	0	3	0	0				
Bengie Molina, R (1, 2) OBP: 0.318, SLG: 0.412										4	0	1	0	1	0	3				
8 Dallas McPherson, L (1, 5) Alfredo Amezaga, S (7, 4) OBP: 0.333, SLG: 0.643 OBP: 0.202, SLG: 0.202										4	1	2	1	0	1	3				
David Eckstein, R (1, 6) OBP: 0.341, SLG: 0.335										4	0	0	0	0	0	5				
9 Chone Figgins, S (1, 4) OBP: 0.348, SLG: 0.413 (7, 5)										4	1	1	0	0	1	2				
Inning Stats	R: 1 E: 0 K: 1 S: 9	H: 1 LOB: 0 BB: 0 P: 15	R: 0 E: 0 K: 0 S: 9	H: 0 LOB: 1 BB: 1 P: 16	R: 1 E: 0 K: 1 S: 9	H: 1 LOB: 1 BB: 1 P: 20	R: 0 E: 0 K: 1 S: 16	H: 1 LOB: 2 BB: 1 P: 24	R: 2 E: 0 K: 0 S: 10	H: 3 LOB: 1 BB: 1 P: 21	R: 0 E: 0 K: 1 S: 9	H: 2 LOB: 1 BB: 0 P: 13	R: 0 E: 0 K: 0 S: 6	H: 0 LOB: 1 BB: 1 P: 14	R: 0 E: 0 K: 0 S: 5	H: 0 LOB: 1 BB: 1 P: 9		1B: 6 2B: 1 3B: 0 HR: 4	SF: 0 SAC: 0 DP: 2 HBP: 0	WP: 0 PB: 0 SB: 1 CS: 0
PITCHER	IP WLS BF H R ER SO BB IBB HBP BLK WP HR S P ERA WHIP																			
Chan Ho Park, R (1, 1) ERA: 5.89	4.2 L 23 6 4 4 3 4 0 0 0 0 2 51 94 7.71 2.143																			
John Waddell, R (5, 1) ERA: 7.19	1.1 8 3 4 4 1 1 0 0 0 0 2 16 27 27.00 3.000																			
53 Joaquin Benoit, R (7, 1) ERA: 5.68	3.0 12 2 0 0 1 2 0 0 0 0 0 20 36 0.00 1.333																			

Batter	1	2	3	4	5	6	7	8	9	AB	R	H	RBI	BB	SO	LOB	BOTTOM			
Eric Young Sr., R (1, 4) OBP: 0.384, SLG: 0.382										3	1	1	0	1	0	0	Anaheim Angels @ Texas Rangers The Ballpark at Arlington, Arlington, TX Tue Sep 28 2004, 8:05 PM EDT Att: 26,686 - Cloudy - 78 F			
9 Hank Blalock, L (1, 5) OBP: 0.353, SLG: 0.502										4	0	0	0	0	0	2				
10 Michael Young, R (1, 6) OBP: 0.355, SLG: 0.482										3	0	0	1	1	0	1				
23 Mark Teixeira, S (1, 3) OBP: 0.365, SLG: 0.555										4	0	0	0	0	0	2				
David Dellucci, L (1, 7) Adrián González, L (9, PH) OBP: 0.339, SLG: 0.442 OBP: 0.286, SLG: 0.424										3	0	0	0	0	2	0				
Brian Jordan, R (1, 10) OBP: 0.280, SLG: 0.372										3	0	0	0	0	0	0				
Kevin Mench, R (1, 9) OBP: 0.325, SLG: 0.531										3	0	1	0	0	1	0				
Laynce Nix, L (1, 8) OBP: 0.295, SLG: 0.434										3	0	0	0	0	0	1				
15 Gerald Laird, R (1, 2) OBP: 0.289, SLG: 0.289										3	1	1	1	0	0	0				
Inning Stats	R: 0 E: 0 K: 0 S: 8	H: 0 LOB: 1 BB: 1 P: 16	R: 0 E: 0 K: 1 S: 12	H: 1 LOB: 0 BB: 0 P: 18	R: 0 E: 0 K: 0 S: 6	H: 0 LOB: 0 BB: 0 P: 11	R: 0 E: 0 K: 1 S: 10	H: 0 LOB: 0 BB: 0 P: 13	R: 0 E: 0 K: 0 S: 7	H: 2 LOB: 0 BB: 0 P: 10	R: 0 E: 0 K: 0 S: 5	H: 0 LOB: 0 BB: 0 P: 6	R: 0 E: 0 K: 0 S: 7	H: 0 LOB: 0 BB: 0 P: 12	R: 0 E: 0 K: 1 S: 13	H: 0 LOB: 1 BB: 1 P: 24		1B: 1 2B: 1 3B: 0 HR: 1	SF: 0 SAC: 0 DP: 0 HBP: 0	WP: 0 PB: 0 SB: 1 CS: 0
PITCHER	IP WLS BF H R ER SO BB IBB HBP BLK WP HR S P ERA WHIP																			
45 Kelvim Escobar, R (1, 1) ERA: 3.88	6.0 W 22 3 2 2 3 1 0 0 0 0 1 49 80 3.00 0.667																			
62 Scot Shields, R (7, 1) ERA: 3.4	2.0 6 0 0 0 0 0 0 0 0 0 0 12 18 0.00 0.000																			
Brendan Donnelly, R (9, 1) ERA: 3.38	1.0 4 0 0 0 1 1 0 0 0 0 0 0 13 24 0.00 1.000																			

Batter	1	2	3	4	5	6	7	8	9	AB	R	H	RBI	BB	SO	LOB	TOP										
9 Chone Figgins, S OBP: 0.348, SLG: 0.415	1-2 P2		1-2 G3			3-2 G4-3 27 HR		2-2 FC1-6 2B		4	1	2	0	0	0	0											
Darin Erstad, L OBP: 0.345, SLG: 0.398	2-3 K			1-2 L8		1-1 G4-3		1-1 FC1-6 27 1B		4	0	0	0	0	1	2											
27 Vladimir Guerrero, R OBP: 0.392, SLG: 0.598	2-2 1B			1-0 HR		0-1 HR		2-0 FC4		4	2	4	3	0	0	0											
Troy Glaus, R OBP: 0.363, SLG: 0.595	2-3 K			2-1 P2		0-1 L7		0-0 FC4		4	0	0	0	0	1	3											
Jeff DaVanon, S OBP: 0.366, SLG: 0.411		1-2 F8		0-0 G3-1		0-0 B3			0-2 L7		4	0	0	0	0	0											
Curtis Pride, L OBP: 0.286, SLG: 0.353	0-1 P5				0-2 G4-3		1-1 G5-4-3 1B		3-2 8 DI 1B		2	0	0	0	0	0											
Adam Riggs, R OBP: 0.214, SLG: 0.259											1	0	1	0	0	0											
Casey Kotchman, L OBP: 0.290, SLG: 0.277											1	0	1	0	0	0											
Bengie Molina, R OBP: 0.313, SLG: 0.404		3-2 L9			1-3 K		0-1 G5-4-3 1-2		1-3 K		4	0	0	0	0	2	2										
8 Dallas McPherson, L OBP: 0.308, SLG: 0.528			2-3 K		4-2 BB		0-0 G1-3		2-3 K2-3		3	0	0	0	1	2	1										
David Eckstein, R OBP: 0.338, SLG: 0.331			3-2 F7		1-2 F9			1-1 G3-1		3	0	0	0	0	0	1											
Inning Stats	R: 0 E: 0 K: 2 S: 17	H: 1 LOB: 1 BB: 0 P: 24	R: 0 E: 0 K: 0 S: 8	H: 0 LOB: 0 BB: 0 P: 12	R: 0 E: 0 K: 1 S: 10	H: 0 LOB: 0 BB: 0 P: 16	R: 1 E: 0 K: 0 S: 7	H: 1 LOB: 1 BB: 1 P: 11	R: 0 E: 0 K: 1 S: 12	H: 0 LOB: 1 BB: 1 P: 18	R: 2 E: 0 K: 0 S: 10	H: 2 LOB: 0 BB: 0 P: 14	R: 0 E: 0 K: 0 S: 5	H: 1 LOB: 0 BB: 0 P: 6	R: 0 E: 0 K: 2 S: 9	H: 2 LOB: 2 BB: 0 P: 15	R: 0 E: 0 K: 2 S: 16	H: 1 LOB: 1 BB: 0 P: 22	1B: 5 2B: 1 3B: 0 HR: 2	SF: 0 SAC: 0 DP: 1 HBP: 0	WP: 0 PB: 0 SB: 1 CS: 0	PA: 35					
PITCHER	IP	WLS	BF	H	R	ER	SO	BB	IBB	HBP	BLK	WP	HR	S	P	ERA	WHIP										
Chris Young, R ERA: 4.71	6.0	W	23	4	3	3	4	1	0	0	0	0	2	64	95	4.50	0.833										
Brian Shouse, L ERA: 2.23	1.2	H	6	2	0	0	0	0	0	0	0	0	0	12	17	0.00	1.200										
Jeff Nelson, R ERA: 5.32	0.1	H	2	1	0	0	0	0	0	0	0	0	0	2	4	0.00	3.000										
R.A. Dickey, R ERA: 5.57	1.0	S	4	1	0	0	2	0	0	0	0	0	0	16	22	0.00	1.000										

Anaheim Angels @ Texas Rangers
The Ballpark at Arlington, Arlington, TX
Thu Sep 30 2004, 2:05 PM EDT
Att: 23,036 - Cloudy - 83 F

AB 34
R 3
H 8
RBI 3
BB 1
SO 6
LOB 9



Batter	1	2	3	4	5	6	7	8	9	AB	R	H	RBI	BB	SO	LOB	BOTTOM										
Andy Fox, L OBP: 0.077, SLG: 0.135	1-3 K2-3			2-1 G4-3		0-1 F8		0-1 F8		5	0	0	0	0	2	3											
Laynce Nix, L OBP: 0.296, SLG: 0.439	2-3 K		2-3 K		1-0 BB 9 BB 10 1B	1-0 10 SF7 3B				4	2	2	0	0	2	0											
10 Michael Young, R OBP: 0.354, SLG: 0.480	1-1 G6-3		0-0 L9		1-1 BB 9 BB 1B	2-2 SF7 1B				3	1	1	1	0	0	0											
23 Mark Teixeira, S OBP: 0.366, SLG: 0.553		0-1 9 1B 1B	4-2 9 1B BB		0-1 F7 1B	2-3 K				3	1	1	0	1	1	2											
9 Hank Blalock, L OBP: 0.355, SLG: 0.502		3-2 BB 1B	0-0 BB 1B		4-1 BB 1B		1-1 F8			3	1	2	0	1	0	0											
Kevin Mench, R OBP: 0.333, SLG: 0.535		1-2 BB 1B	1-3 BB 1B		1-2 BB 2-3 BB		2-2 G4-3			2	1	0	1	2	1	2											
Adrián González, L OBP: 0.308, SLG: 0.432		0-1 BB 1B	2-2 G4-3		0-1 FC4 1B		1-1 G4-3			4	0	2	3	0	0	3											
Chad Allen, R OBP: 0.269, SLG: 0.367		2-3 K		2-0 F9		1-2 SF7		1-1 L9		3	0	0	1	0	1	2											
Ken Huckaby, R OBP: 0.217, SLG: 0.190		4-2 BB		2-3 K		1-1 FC4		0-0 G4-3		3	0	0	0	1	1	1											
Inning Stats	R: 0 E: 0 K: 2 S: 8	H: 0 LOB: 0 BB: 0 P: 12	R: 1 E: 0 K: 3 S: 19	H: 3 LOB: 3 BB: 1 P: 32	R: 0 E: 0 K: 1 S: 16	H: 1 LOB: 3 BB: 2 P: 28	R: 0 E: 0 K: 1 S: 7	H: 0 LOB: 0 BB: 0 P: 13	R: 4 E: 0 K: 0 S: 16	H: 3 LOB: 1 BB: 2 P: 28	R: 1 E: 0 K: 1 S: 9	H: 1 LOB: 0 BB: 0 P: 14	R: 0 E: 0 K: 0 S: 10	H: 0 LOB: 0 BB: 0 P: 14	R: 0 E: 0 K: 0 S: 5	H: 0 LOB: 0 BB: 0 P: 6	R: 0 E: 0 K: 0 S: 10	H: 0 LOB: 0 BB: 0 P: 14	1B: 7 2B: 0 3B: 1 HR: 0	SF: 2 SAC: 0 DP: 0 HBP: 0	WP: 0 PB: 0 SB: 0 CS: 0	PA: 37					
PITCHER	IP	WLS	BF	H	R	ER	SO	BB	IBB	HBP	BLK	WP	HR	S	P	ERA	WHIP										
41 John Lackey, R ERA: 4.67	4.1	L	25	7	5	5	7	5	0	0	0	0	0	60	105	10.38	2.769										
Kevin Gregg, R ERA: 4.17	2.2		9	1	1	1	1	0	0	0	0	0	0	25	36	3.38	0.375										
Ramon Ortiz, R ERA: 4.46	1.0		3	0	0	0	0	0	0	0	0	0	0	5	6	0.00	0.000										

Anaheim Angels @ Texas Rangers
The Ballpark at Arlington, Arlington, TX
Thu Sep 30 2004, 2:05 PM EDT
Att: 23,036 - Cloudy - 83 F

AB 30
R 6
H 8
RBI 6
BB 5
SO 8
LOB 13



Batter	1	2	3	4	5	6	7	8	9	AB	R	H	RBI	BB	SO	LOB	TOP								
9 Chone Figgins, S OBP: 0.350, SLG: 0.420	G5-3	1B			L7	1B		1B		4	1	2	0	1	0	0	Anaheim Angels @ Oakland Athletics Network Associates Coliseum, Oakland, CA Fri Oct 01 2004, 10:05 PM EDT Att: 47,081 - Cloudy - 61 F								
Darin Erstad, L OBP: 0.345, SLG: 0.398	L5	FC4-6			K			L7		5	0	2	1	0	1	1									
Casey Kotchman, L OBP: 0.290, SLG: 0.277		1B								0	0	0	0	0	0	0									
27 Vladimir Guerrero, R OBP: 0.391, SLG: 0.594		FC4-6			F8	F8		G6-4-3		5	0	1	0	0	0	4									
8 Dallas McPherson, L OBP: 0.308, SLG: 0.528	1B									0	0	0	0	0	0	0									
Troy Glaus, R OBP: 0.341, SLG: 0.596	L9				L7	K				3	1	0	0	1	1	1									
Andres Galaraga, R OBP: 0.429, SLG: 0.857						BB	BB			1	1	1	1	0	0	0									
16 Garret Anderson, L OBP: 0.342, SLG: 0.445		2B			G4-1	1B		K		4	1	2	0	0	1	1									
Curtis Pride, L OBP: 0.278, SLG: 0.343		1B				FC5-2		L5		1	0	0	0	0	1	0									
Adam Riggs, R OBP: 0.233, SLG: 0.310		FC4			P3	1B		1B		2	1	1	0	0	0	0									
Jeff Davanon, S OBP: 0.372, SLG: 0.411		1B				HR		BB		0	1	0	0	3	0	0									
David Eckstein, R OBP: 0.341, SLG: 0.335		FC4			L5-4	HR		G5-4-3		3	2	2	1	1	0	1									
Shane Halter, R OBP: 0.256, SLG: 0.364	1B	G4-6-3				FC5-2		FC4-6		1	0	1	0	0	0	0									
José Molina, R OBP: 0.296, SLG: 0.374		1B			L9	1B		1B		5	1	1	2	0	0	9									
Alfredo Amezaga, S OBP: 0.202, SLG: 0.236	G4-6-3				L5-4	HR		FC4-6		5	1	1	4	0	0	6									
						HR																			
Inning Stats	R: 0 E: 0 K: 0 S: 7	H: 1 LOB: 1 BB: 0 P: 13	R: 4 E: 0 K: 0 S: 11	H: 5 LOB: 1 BB: 0 P: 19	R: 0 E: 0 K: 0 S: 6	H: 0 LOB: 0 BB: 0 P: 9	R: 0 E: 0 K: 0 S: 5	H: 1 LOB: 0 BB: 0 P: 8	R: 0 E: 0 K: 1 S: 9	H: 0 LOB: 0 BB: 0 P: 16	R: 4 E: 0 K: 1 S: 24	H: 4 LOB: 2 BB: 2 P: 45	R: 1 E: 0 K: 1 S: 11	H: 0 LOB: 2 BB: 3 P: 28	R: 0 E: 0 K: 0 S: 5	H: 1 LOB: 0 BB: 0 P: 7	R: 1 E: 0 K: 1 S: 14	H: 2 LOB: 2 BB: 1 P: 20	1B: 9 2B: 4 3B: 1 HR: 2	SF: 0 SAC: 0 DP: 4 HBP: 0	WP: 1 PB: 0 SB: 0 CS: 0	PA: 45			
PITCHER	IP	WLS	BF	H	R	ER	SO	BB	IBB	HBP	BLK	WP	HR	S	P	ERA	WHIP								
Mark Mulder, L ERA: 4.43	2.0	L	12	6	4	4	0	0	0	0	0	0	0	18	32	18.00	3.000								
Joe Blanton, R ERA: 5.63	3.2		16	4	4	4	2	2	0	0	0	0	1	41	73	9.82	1.636								
Chris Hammond, L ERA: 2.68	0.2		5	1	1	1	1	2	0	0	0	0	0	8	20	13.50	4.500								
Justin Lehr, R ERA: 5.23	2.2		12	3	1	1	1	2	0	0	0	1	1	25	40	3.38	1.875								

AB	39
R	10
H	14
RBI	9
BB	6
SO	4
LOB	23



Batter	1	2	3	4	5	6	7	8	9	AB	R	H	RBI	BB	SO	LOB	BOTTOM								
21 Mark Kotsay, L OBP: 0.371, SLG: 0.461	F9			K		L8				3	0	0	0	0	1	0	Anaheim Angels @ Oakland Athletics Network Associates Coliseum, Oakland, CA Fri Oct 01 2004, 10:05 PM EDT Att: 47,081 - Cloudy - 61 F								
23 Bobby Kielty, S OBP: 0.321, SLG: 0.373									2B	1	0	1	0	0	0	0									
Eric Byrnes, R OBP: 0.347, SLG: 0.472	P3					L9			K	4	0	1	0	0	1	1									
3 Eric Chavez, L OBP: 0.394, SLG: 0.498										3	0	1	0	0	0	1									
Esteban German, R OBP: 0.311, SLG: 0.316	1B					L7			F8	1	0	0	0	0	0	1									
Scott Hatteberg, L OBP: 0.369, SLG: 0.423		L7								3	0	0	0	0	1	1									
Billy McMillon, L OBP: 0.265, SLG: 0.341						F7			HBP	0	0	0	0	0	0	0									
Jermaine Dye, R OBP: 0.324, SLG: 0.460		G5-3				K			K	4	0	0	0	0	2	2									
7 Bobby Crosby, R OBP: 0.323, SLG: 0.432							P3			3	0	0	0	0	1	0									
Marco Scutaro, R OBP: 0.296, SLG: 0.394										3	0	0	0	0	0	0									
Nick Swisher, S OBP: 0.343, SLG: 0.411										3	0	1	0	0	1	0									
17 Adam Melhuse, S OBP: 0.308, SLG: 0.460										2	0	0	0	0	2	2									
Mike Rose, S OBP: 0.308, SLG: 0.460										1	0	0	0	0	1	0									
Inning Stats	R: 0 E: 0 K: 0 S: 6	H: 1 LOB: 1 BB: 0 P: 10	R: 0 E: 0 K: 1 S: 6	H: 0 LOB: 0 BB: 0 P: 11	R: 0 E: 0 K: 1 S: 8	H: 0 LOB: 0 BB: 0 P: 14	R: 0 E: 0 K: 1 S: 9	H: 1 LOB: 1 BB: 0 P: 13	R: 0 E: 0 K: 2 S: 16	H: 1 LOB: 2 BB: 0 P: 26	R: 0 E: 0 K: 0 S: 5	H: 0 LOB: 0 BB: 0 P: 8	R: 0 E: 0 K: 1 S: 8	H: 0 LOB: 0 BB: 0 P: 9	R: 0 E: 0 K: 2 S: 12	H: 0 LOB: 0 BB: 0 P: 20	R: 0 E: 0 K: 2 S: 14	H: 1 LOB: 2 BB: 0 P: 22	1B: 3 2B: 1 3B: 0 HR: 0	SF: 0 SAC: 0 DP: 0 HBP: 1	WP: 0 PB: 0 SB: 0 CS: 0	PA: 32			
PITCHER	IP	WLS	BF	H	R	ER	SO	BB	IBB	HBP	BLK	WP	HR	S	P	ERA	WHIP								
40 Bartolo Colon, R ERA: 5.01	7.0	W	24	3	0	0	6	0	0	0	0	0	0	58	91	0.00	0.429								
Brendan Donnelly, R ERA: 3.12	1.0		3	0	0	0	2	0	0	0	0	0	0	12	20	0.00	0.000								
Ramon Ortiz, R ERA: 4.43	1.0		5	1	0	0	2	0	0	1	0	0	0	14	22	0.00	1.000								



Batter	1	2	3	4	5	6	7	8	9	AB	R	H	RBI	BB	SO	LOB	TOP								
9 Chone Figgins, S OBP: 0.350, SLG: 0.419 (1, 5)										5	2	2	0	0	1	1									
Darin Erstad, L OBP: 0.346, SLG: 0.400 (1, 3)										3	1	1	2	1	1	1									
27 Vladimir Guerrero, R OBP: 0.391, SLG: 0.598 (1, 9)										3	1	1	2	1	0	1									
Troy Glaus, R OBP: 0.355, SLG: 0.575 (1, 10)										4	0	0	0	0	1	3									
16 Garret Anderson, L OBP: 0.343, SLG: 0.446 (1, 8)										4	0	2	1	0	0	0									
Adam Riggs, R OBP: 0.212, SLG: 0.281 (1, 7)										3	0	0	0	0	0	1									
Jeff Davanon, S OBP: 0.370, SLG: 0.409 (8, 7)										1	0	0	0	0	1	2									
David Eckstein, R OBP: 0.339, SLG: 0.332 (1, 6)										4	0	0	0	0	1	0									
Bengie Molina, R OBP: 0.313, SLG: 0.404 (1, 2)										3	0	1	0	0	0	1									
Josh Paul, R OBP: 0.324, SLG: 0.394 (8, 2)										0	1	0	0	1	0	0									
Alfredo Amezaga, S OBP: 0.198, SLG: 0.231 (1, 4)										2	0	0	0	0	0	0									
Curtis Pride, L OBP: 0.270, SLG: 0.333 (8, 5)										1	0	0	0	0	1	1									
Shane Halter, R OBP: 0.254, SLG: 0.360 (8, 5)										1	0	0	0	0	1	1									
Inning Stats	R: 0 H: 0 E: 0 K: 2 S: 9	H: 0 LOB: 1 BB: 1 P: 19	R: 0 H: 1 E: 1 K: 0 S: 14	LOB: 1 BB: 0 P: 21	R: 0 H: 0 E: 0 K: 1 S: 14	H: 0 LOB: 0 BB: 0 P: 22	R: 0 H: 0 E: 0 K: 0 S: 6	H: 0 LOB: 0 BB: 0 P: 12	R: 0 H: 0 E: 0 K: 0 S: 7	H: 0 LOB: 0 BB: 0 P: 9	R: 2 H: 2 E: 0 K: 0 S: 15	H: 2 LOB: 0 BB: 0 P: 21	R: 0 H: 0 E: 0 K: 0 S: 7	H: 0 LOB: 0 BB: 0 P: 10	R: 3 H: 4 E: 0 K: 2 S: 16	H: 4 LOB: 2 BB: 1 P: 26	R: 0 H: 0 E: 0 K: 2 S: 7	H: 0 LOB: 1 BB: 1 P: 12	1B: 5 2B: 1 3B: 0 HR: 1	SF: 0 SAC: 0 DP: 1 HBP: 0	WP: 0 PB: 0 SB: 1 CS: 0	PA: 37			
PITCHER	IP	WLS	BF	H	R	ER	SO	BB	IBB	HBP	BLK	WP	HR	S	P	ERA	WHIP								
Barry Zito, L ERA: 4.48 (1, 1)	7.0		25	3	2	2	3	1	0	0	0	0	1	72	114	2.57	0.571								
Jim Mecir, R ERA: 3.59 (8, 1)	0.1	H	3	2	2	2	1	0	0	0	0	0	0	9	12	54.00	6.000								
Ricardo Rincon, L ERA: 3.68 (8, 1)	0.0	L	2	1	0	0	0	0	1	0	0	0	0	1	5	∞	∞								
Octavio Dotel, R ERA: 3.69 (8, 1)	1.2		7	1	1	1	3	1	0	0	0	0	0	13	21	5.40	1.200								

Anaheim Angels @ Oakland Athletics
Network Associates Coliseum, Oakland, CA
Sat Oct 02 2004, 4:10 PM EDT
Att: 42,832 - Sunny - 62 F

AB 34
R 5
H 7
RBI 5
BB 3
SO 7
LOB 12





Batter	1	2	3	4	5	6	7	8	9	AB	R	H	RBI	BB	SO	LOB	BOTTOM								
21 Mark Kotsay, L OBP: 0.370, SLG: 0.459 (1, 8)										5	1	1	0	0	0	1									
Eric Byrnes, R OBP: 0.347, SLG: 0.470 (1, 7)										4	1	1	0	1	0	0									
3 Eric Chavez, L OBP: 0.397, SLG: 0.501 (1, 5)										3	0	2	2	1	1	0									
Erubiel Durazo, L OBP: 0.396, SLG: 0.523 (1, 10)										4	0	0	0	0	2	4									
Jermaine Dye, R OBP: 0.325, SLG: 0.459 (1, 9)										3	1	1	0	1	1	1									
Scott Hatteberg, L OBP: 0.397, SLG: 0.420 (1, 3)										4	0	0	0	0	2	2									
Damian Miller, R OBP: 0.339, SLG: 0.403 (1, 2)										2	1	1	1	1	1	0									
Billy McMillon, L OBP: 0.263, SLG: 0.337 (8, 2)										1	0	0	0	0	1	1									
17 Adam Melhuse, S OBP: 0.308, SLG: 0.460 (9, 2)										0	0	0	0	0	0	0									
7 Bobby Crosby, R OBP: 0.321, SLG: 0.429 (1, 6)										4	0	0	0	0	3	3									
Marco Scutaro, R OBP: 0.296, SLG: 0.394 (1, 4)										3	0	1	1	0	1	0									
Mark McLemore, S OBP: 0.355, SLG: 0.328 (8, 5)										1	0	0	0	0	0	0									
Inning Stats	R: 0 H: 0 E: 0 K: 1 S: 8	H: 0 LOB: 1 BB: 1 P: 14	R: 0 H: 0 E: 0 K: 2 S: 12	H: 0 LOB: 1 BB: 1 P: 19	R: 2 H: 3 E: 0 K: 2 S: 15	H: 3 LOB: 1 BB: 0 P: 25	R: 0 H: 0 E: 0 K: 1 S: 8	H: 0 LOB: 0 BB: 0 P: 11	R: 0 H: 1 E: 0 K: 0 S: 12	H: 1 LOB: 2 BB: 1 P: 20	R: 2 H: 3 E: 0 K: 1 S: 11	H: 3 LOB: 1 BB: 0 P: 19	R: 0 H: 0 E: 0 K: 2 S: 9	H: 0 LOB: 0 BB: 0 P: 12	R: 0 H: 0 E: 0 K: 3 S: 12	H: 0 LOB: 1 BB: 1 P: 21	R: 0 H: 0 E: 0 K: 0 S: 7	H: 0 LOB: 0 BB: 0 P: 9	1B: 5 2B: 2 3B: 0 HR: 0	SF: 0 SAC: 0 DP: 0 HBP: 0	WP: 0 PB: 0 SB: 1 CS: 0	PA: 38			
PITCHER	IP	WLS	BF	H	R	ER	SO	BB	IBB	HBP	BLK	WP	HR	S	P	ERA	WHIP								
45 Kelvin Escobar, R ERA: 3.92 (1, 1)	1.2	W	6	1	0	0	3	3	0	0	0	0	0	14	20	0.00	0.600								
Brendan Donnelly, R ERA: 3.0 (8, 1)	1.0	H	4	0	0	0	3	1	0	0	0	0	0	12	21	0.00	1.000								
Francisco Rodriguez, R ERA: 1.82 (8, 1)	1.0	S	3	0	0	0	0	0	0	0	0	0	0	7	9	0.00	0.000								

Anaheim Angels @ Oakland Athletics
Network Associates Coliseum, Oakland, CA
Sat Oct 02 2004, 4:10 PM EDT
Att: 42,832 - Sunny - 62 F

AB 34
R 4
H 7
RBI 4
BB 4
SO 12
LOB 12



Batter	1	2	3	4	5	6	7	8	9	AB	R	H	RBI	BB	SO	LOB	TOP										
Jeff DaVanon, S (1, 8) OBP: 0.372, SLG: 0.418	G6-3		1B		F8			G4-3		4	1	2	1	0	0	0	Anaheim Angels @ Oakland Athletics Network Associates Coliseum, Oakland, CA Sun Oct 03 2004, 4:05 PM EDT Att: 33,640 - Unknown - 59 F										
Curtis Pride, L (1, 9) OBP: 0.288, SLG: 0.325	K		1B				G4-3	G4-3	4	0	1	1	0	1	1												
Andres Calarraga, R (1, 10) OBP: 0.364, SLG: 0.690	E5		1B					G6-3	3	0	0	0	0	0	2												
8 Dallas McPherson, L (1, 5) OBP: 0.279, SLG: 0.475	G3									4	0	0	0	0	2												
Casey Kotchman, L (1, 3) OBP: 0.289, SLG: 0.276		L9								4	0	1	0	0	0												
Adam Riggs, R (1, 7) OBP: 0.216, SLG: 0.278		K								4	0	1	0	0	2												
Josh Paul, R (1, 2) OBP: 0.308, SLG: 0.371		G6-3								4	0	0	0	0	1												
Shane Halter, R (1, 4) OBP: 0.248, SLG: 0.351			K							3	0	0	0	0	1												
Alfredo Amezaga, S (1, 6) OBP: 0.212, SLG: 0.247										2	1	1	0	1	0												
Inning Stats	R: 0 E: 1 K: 1 S: 8	H: 0 LOB: 1 BB: 0 P: 13	R: 0 E: 0 K: 1 S: 8	H: 0 LOB: 0 BB: 0 P: 15	R: 2 E: 0 K: 1 S: 13	H: 3 LOB: 0 BB: 0 P: 16	R: 0 E: 0 K: 0 S: 9	H: 1 LOB: 1 BB: 0 P: 12	R: 0 E: 0 K: 0 S: 7	H: 0 LOB: 0 BB: 0 P: 10	R: 0 E: 0 K: 1 S: 8	H: 0 LOB: 0 BB: 0 P: 12	R: 0 E: 0 K: 2 S: 8	H: 0 LOB: 0 BB: 0 P: 12	R: 0 E: 0 K: 0 S: 11		H: 1 LOB: 1 BB: 1 P: 20	R: 0 E: 0 K: 1 S: 7	H: 1 LOB: 1 BB: 0 P: 13	1B: 4 2B: 1 3B: 1 HR: 0	SF: 0 SAC: 0 DP: 1 HBP: 1	WP: 0 PB: 0 SB: 2 CS: 1	PA: 34				
PITCHER	IP	WLS	BF	H	R	ER	SO	BB	IBB	HBP	BLK	WP	HR	S	P	ERA	WHIP										
Tim Hudson, R (1, 1) ERA: 3.53	7.0		26	4	2	2	6	0	0	1	0	0	0	61	90	2.57	0.571										
58 Justin Duchschere, R (8, 1) ERA: 3.27	2.0	W	8	2	0	0	1	1	0	0	0	0	0	18	33	0.00	1.500										

Batter	1	2	3	4	5	6	7	8	9	AB	R	H	RBI	BB	SO	LOB	BOTTOM										
Eric Byrnes, R (1, 8) OBP: 0.347, SLG: 0.467	G6-3		F9					G6-3		3	1	0	0	1	0	0	Anaheim Angels @ Oakland Athletics Network Associates Coliseum, Oakland, CA Sun Oct 03 2004, 4:05 PM EDT Att: 33,640 - Unknown - 59 F										
7 Bobby Crosby, R (1, 6) OBP: 0.319, SLG: 0.426	K							F9		4	0	0	0	0	1												
Nick Swisher, S (1, 3) OBP: 0.352, SLG: 0.417								F9		4	1	2	1	0	0												
Jermaine Dye, R (1, 9) OBP: 0.329, SLG: 0.464										3	0	3	0	0	0												
Mike Rose, S (7, PR) (8, 2)										1	1	0	0	0	1												
17 Adam Melhuse, S (1, 2) OBP: 0.309, SLG: 0.463										3	0	1	2	0	0												
Marco Scutaro, R (1, 4) OBP: 0.297, SLG: 0.393										3	0	1	0	0	0												
23 Bobby Kielty, S (1, 7) OBP: 0.321, SLG: 0.370										2	0	0	0	0	0												
Billy McMillon, L (1, 10) OBP: 0.255, SLG: 0.326										3	0	0	0	0	1												
Esteban German, R (1, 5) OBP: 0.297, SLG: 0.300										3	0	0	0	0	0												
Inning Stats	R: 0 E: 0 K: 1 S: 5	H: 0 LOB: 0 BB: 0 P: 7	R: 0 E: 0 K: 0 S: 5	H: 1 LOB: 0 BB: 0 P: 8	R: 0 E: 0 K: 0 S: 7	H: 0 LOB: 0 BB: 0 P: 12	R: 0 E: 0 K: 0 S: 10	H: 1 LOB: 1 BB: 0 P: 15	R: 0 E: 0 K: 0 S: 7	H: 1 LOB: 0 BB: 0 P: 10	R: 0 E: 0 K: 0 S: 6	H: 0 LOB: 0 BB: 0 P: 10	R: 2 E: 0 K: 1 S: 17	H: 3 LOB: 3 BB: 0 P: 26	R: 1 E: 0 K: 1 S: 6		H: 1 LOB: 0 BB: 1 P: 18	1B: 5 2B: 2 3B: 0 HR: 0	SF: 0 SAC: 0 DP: 1 HBP: 1	WP: 0 PB: 0 SB: 1 CS: 0	PA: 31						
PITCHER	IP	WLS	BF	H	R	ER	SO	BB	IBB	HBP	BLK	WP	HR	S	P	ERA	WHIP										
Aaron Sele, R (1, 1) ERA: 5.05	6.0		22	5	2	2	1	0	0	0	0	0	0	45	71	3.00	0.833										
Kevin Gregg, R (7, 1) ERA: 4.21	1.1	L	8	2	1	1	1	1	0	1	0	0	0	15	29	6.75	2.250										
Matt Hensley, R (8, 1) ERA: 4.88	0.2		1	0	0	0	1	0	0	0	0	0	0	3	6	0.00	0.000										

Batter	1	2	3	4	5	6	7	8	9	AB	R	H	RBI	BB	SO	LOB	TOP								
18 Johnny Damon, L (1, 8) OBP: 0.400, SLG: 0.500	0-2 34 BB 1B	0-2 BB BB 1B			0-1 G5-3		0-2 FC6-4 WP SF8	2-2 G4-3		5	1	2	0	0	0	3									
Mark Bellhorn, S (1, 4) OBP: 0.400, SLG: 0.143 Pokey Reese, R (9, 4)	2-1 34 BB 1B	4-1 34 PO BB BB			1-1 L3		4-2 WP BB		0-0 F9	3	0	1	0	2	0	0									
Manny Ramirez, R (1, 7) OBP: 0.400, SLG: 1.000	1-3 K	4-2 BB			3-2 G4-3		3-2 SF8		2-2 1B 2B	3	1	1	2	1	1	2									
34 David Ortiz, L (1, 10) OBP: 0.700, SLG: 0.400	4-1 BB 1B	3-1 PO		1-1 F8		1-2 G4-6-3 1B	4-0 IBB		4-0 WP 1B 2B IBB	2	1	1	0	3	0	0									
Trot Nixon, L (1, 9) OBP: 0.200, SLG: 0.200 Gabe Kapler, R (9, PR) OBP: 0.200, SLG: 0.200	0-0 F7			0-0 F7		2-1 G4-6-3	0-1 G3		3-2 WP 2B 1B	5	0	1	1	0	0	6									
Kevin Millar, R (1, 3) OBP: 0.425, SLG: 0.857 Doug Mientkiewicz, L (7, 3) OBP: 0.667, SLG: 0.667	3-2 G6-3			3-2 L6		3-2 HR 1B		1-0 18 WP HBP 1B	1-0 G4 1-2 2-3	3	1	1	0	0	0	3									
Jason Varitek, S (1, 2) OBP: 0.400, SLG: 0.625		3-3 K		0-3 K		0-0 HR		2-2 18 WP HBP 1B	4-0 2B IBB	3	2	1	2	1	2	0									
Orlando Cabrera, R (1, 6) OBP: 0.400, SLG: 0.375		0-1 L8		2-2 F9		1-2 G5-3		0-3 K	0-1 2B	5	0	1	3	0	1	2									
Bill Mueller, S (1, 5) OBP: 0.375, SLG: 0.286 Dave Roberts, L (7, PR) 20 Kevin Youkilis, R (7, 5)	1-2 18 1B BB 1B			1-2 G6-3			1-2 18 FC6-4 1B	1-3 K	3-1 F9	3	1	2	0	0	0	0									
Inning Stats	R: 0 E: 0 K: 1 S: 14	H: 2 LOB: 3 BB: 1 P: 24	R: 1 E: 0 K: 1 S: 17	H: 2 LOB: 2 BB: 2 P: 32	R: 0 E: 0 K: 0 S: 8	H: 0 LOB: 0 BB: 0 P: 12	R: 0 E: 0 K: 1 S: 14	H: 0 LOB: 0 BB: 0 P: 17	R: 0 E: 0 K: 0 S: 7	H: 0 LOB: 0 BB: 0 P: 11	R: 2 E: 0 K: 0 S: 12	H: 3 LOB: 0 BB: 0 P: 19	R: 1 E: 0 K: 0 S: 14	H: 1 LOB: 2 BB: 2 P: 26	R: 0 E: 0 K: 2 S: 12	H: 1 LOB: 2 BB: 0 P: 18	R: 4 E: 0 K: 0 S: 14	H: 3 LOB: 2 BB: 2 P: 31	1B: 9 2B: 2 3B: 0 HR: 1	SF: 1 SAC: 0 DP: 1 HBP: 1	WP: 3 PB: 0 SB: 1 CS: 0	PA: 46			
PITCHER	IP WLS BF H R ER SO BB IBB HBP BLK WP HR S P ERA WHIP	6.0 26 7 3 3 3 3 0 0 0 0 1 72 115 4.50 1.667	2.0 L 11 2 1 1 2 1 1 1 0 2 0 26 44 4.50 1.500	1.0 8 3 4 4 0 0 2 0 0 0 1 0 14 31 36.00 3.000																					

Boston Red Sox @ Anaheim Angels
 Angel Stadium of Anaheim, Anaheim, CA
 Wed Oct 06 2004, 7:00 PM PDT
 Att: 45,118 - Sunny - 70 F

AB 36
 R 8
 H 12
 RBI 8
 BB 7
 SO 5
 LOB 22



Batter	1	2	3	4	5	6	7	8	9	AB	R	H	RBI	BB	SO	LOB	BOTTOM								
9 Chone Figgins, S (1, 4) OBP: 0.111, SLG: 0.111	0-1 G4-3				0-0 B5		3-3 K			4	0	0	0	0	2	4									
Darin Erstad, L (1, 3) OBP: 0.667, SLG: 1.000	1-2 G3-1		0-2 F7		1-0 27 1B HBP			2-2 1B		3	0	1	0	0	0	0									
27 Vladimir Guerrero, R (1, 9) OBP: 0.222, SLG: 0.125	4-2 BB		1-1 F8		1-0 18 1B		1-3 2-H 3-H 2-0	2-3 K		3	0	1	2	1	1	1									
16 Garret Anderson, L (1, 8)	0-3 K		2-1 G4-3		L3			1-3 K		4	0	0	0	0	2	4									
Troy Glaus, R (1, 10) OBP: 0.625, SLG: 1.333		4-2 8 1B BB		1-3 K		1-1 P3		2-3 K		3	1	0	0	1	2	1									
Jeff DaVanon, S (1, 7) OBP: 0.286, SLG: 0.286		1-2 FC1-5 8 1B		2-1 CS 1B		3-2 G4-3		0-2 G1-3		4	0	2	0	0	0	0									
8 Dallas McPherson, L (1, 5) OBP: 0.143, SLG: 0.143		1-2 FC1-5 1B		1-2 K		1-3 K		0-1 G4-3		4	0	1	1	0	2	1									
José Molina, R (1, 2) OBP: 0.500, SLG: 0.500 Casey Kotchman, L (7, PH) Bengie Molina, R (8, 2) Curtis Pride, L (9, PH)		0-0 FC1-5		1-1 HBP 27 1B		1-1 L1		1-3 K		2	1	1	0	0	0	2									
David Eckstein, R (1, 6) OBP: 0.286, SLG: 0.286		2-1 F8		0-2 HBP 27 1B		2-2 F7				3	1	1	0	0	0	2									
Inning Stats	R: 0 E: 0 K: 1 S: 11	H: 0 LOB: 1 BB: 1 P: 16	R: 1 E: 0 K: 1 S: 17	H: 2 LOB: 2 BB: 1 P: 26	R: 0 E: 0 K: 0 S: 7	H: 0 LOB: 0 BB: 0 P: 10	R: 0 E: 0 K: 2 S: 8	H: 1 LOB: 1 BB: 0 P: 12	R: 2 E: 0 K: 0 S: 8	H: 3 LOB: 1 BB: 0 P: 13	R: 0 E: 0 K: 1 S: 9	H: 0 LOB: 0 BB: 0 P: 14	R: 0 E: 0 K: 1 S: 19	H: 0 LOB: 0 BB: 0 P: 25	R: 0 E: 0 K: 3 S: 16	H: 1 LOB: 1 BB: 0 P: 23	R: 0 E: 0 K: 1 S: 8	H: 0 LOB: 0 BB: 0 P: 9	1B: 7 2B: 2 3B: 0 HR: 0	SF: 0 SAC: 0 DP: 2 HBP: 1	WP: 0 PB: 0 SB: 0 CS: 1	PA: 35			
PITCHER	IP WLS BF H R ER SO BB IBB HBP BLK WP HR S P ERA WHIP	7.0 28 6 3 3 6 6 3 3 6 0 0 10 14 0.00 3.000	0.1 H 1 0 0 0 1 0 0 0 0 0 3 4 0.00 0.000	1.1 S 4 0 0 0 2 0 0 0 0 0 11 14 0.00 0.000																					

Boston Red Sox @ Anaheim Angels
 Angel Stadium of Anaheim, Anaheim, CA
 Wed Oct 06 2004, 7:00 PM PDT
 Att: 45,118 - Sunny - 70 F

AB 32
 R 3
 H 7
 RBI 3
 BB 2
 SO 10
 LOB 15



