

Atlanta Braves - 1966

Batter	1	2	3	4	5	6	7	8	9	10	11	12	13	AB R H RBI BB SO LOB	TOP
Matty Alou, L OBP: 0.167, SLG: 0.167 (1.8)	F3		K			1-3		4-3		G3			FC6-4 1B	6 0 1 0 0 1 2	Pittsburgh Pirates @ Atlanta Braves Atlanta Stadium, Atlanta, GA Tue Apr 12 1966, 6:05 PM EST Att. 50,671 - Unknown
Gene Alley, R OBP: 0.333, SLG: 0.333 (1.8)	FC1-4 1B			E6 G4-6-3 1B		K		K			WP 1B		F9	6 0 2 0 0 2 1	
Roberto Clemente, R OBP: 0.333, SLG: 0.333 (1.9)	FC1-4			G4-6-3 1B					F9		K		FC6-4 HR	6 1 2 0 0 1 3	
Willie Stargell, L OBP: 0.167, SLG: 0.667 (1.7)	K			G4-6-3 1B		K			5-3		F9		HR	6 1 1 2 0 2 5	
Donn Clendenon, R (1.3)		K		CS BB			K		K		FC6-4 BB		K	4 0 0 0 2 4 0	
Bill Mazerowski, R OBP: 0.400, SLG: 0.400 (1.4)		6-3		CS		G5-4-3 1B		6-3		SH2-3 1B	FC6-4			5 0 2 0 0 0 2	
Bob Bailey, R (1.5)		F1				G5-4-3		F7		SH2-3			6-3	4 0 0 0 0 0 1	
Jim Pagliaroni, R OBP: 0.400, SLG: 1.000 (1.2)				G3						F9			F7	5 1 2 1 0 0 1	
Bob Veale, S (1.1)				K							IBB		F7	3 0 0 0 0 2 1	
Roy Face, R (9.1)								K						0 0 0 0 0 0 0	
Jerry Lynch, L (10, PH)														0 0 0 0 1 0 0	
Manny Mota, R (10, PR)														0 0 0 0 0 0 0	
Don Schwall, R (10.1)														1 0 0 0 0 0 0	
Inning Stats	R: 0 H: 1 E: 0 K: 1 S: 6 H: 1 LOB: 0 BB: 0 P: 6 R: 0 H: 0 E: 0 K: 1 S: 5 H: 0 LOB: 0 BB: 0 P: 5 R: 0 H: 0 E: 0 K: 2 S: 7 H: 0 LOB: 0 BB: 0 P: 7 R: 0 H: 1 E: 1 K: 0 S: 3 H: 1 LOB: 1 BB: 1 P: 7 R: 0 H: 2 E: 0 K: 0 S: 4 H: 2 LOB: 1 BB: 0 P: 4 R: 0 H: 1 E: 0 K: 2 S: 8 H: 1 LOB: 0 BB: 0 P: 8 R: 0 H: 0 E: 0 K: 1 S: 5 H: 0 LOB: 0 BB: 0 P: 5 R: 0 H: 1 E: 0 K: 0 S: 4 H: 1 LOB: 2 BB: 1 P: 8 R: 0 H: 0 E: 0 K: 0 S: 3 H: 0 LOB: 0 BB: 0 P: 3 R: 2 H: 2 E: 0 K: 1 S: 7 H: 2 LOB: 0 BB: 0 P: 7 1B: 8 2B: 0 3B: 0 HR: 2 SF: 0 SAC: 1 DP: 2 HBP: 0 WP: 2 PB: 0 SB: 0 CS: 1 PA: 51														
PITCHER Tony Cloninger, R ERA: 2.08 (1.1)	IP: 13.0 WLS: 6 BF: 50 H: 10 R: 3 ER: 3 SO: 12 BB: 2 IBB: 1 HBP: 0 BLK: 0 WP: 2 HR: 2 S: 71 P: 83 ERA: 2.08 WHIP: 0.923														

Batter	1	2	3	4	5	6	7	8	9	10	11	12	13	AB R H RBI BB SO LOB	BOTTOM
Felipe Alou, R OBP: 0.500, SLG: 0.400 (1.8)	F8			F6				F5		G6-3 BB			1B	5 0 2 0 1 0 1	Pittsburgh Pirates @ Atlanta Braves Atlanta Stadium, Atlanta, GA Tue Apr 12 1966, 6:05 PM EST Att. 50,671 - Unknown
Eddie Mathews, L (1.5)	F9			K		K		K		G6-3			F3	6 0 0 0 0 3 5	
Hank Aaron, R OBP: 0.167, SLG: 0.167 (1.9)	F8			5-3		F5			F7		SH1-3 1B		K	6 0 1 0 0 1 3	
Rico Carty, R OBP: 0.500, SLG: 0.400 (1.7)				G1-4-3 1B		5-3				F3			4-3	5 0 2 0 1 0 0	
Joe Torre, R OBP: 0.600, SLG: 2.000 (1.2)		G1-4-3				HR		F9		BB BB	SH1-3 BB		HR	4 2 2 2 1 0 2	
Denis Menke, R (1.6)		CS BB				F7		F9		BB BB	FC5-4 1B		K	3 0 0 0 3 1 1	
Lee Thomas, L (1.3)		CS		K		4-3		F4		BB	K		6-3	5 0 0 0 1 2 4	
Frank Bolling, R OBP: 0.200, SLG: 0.200 (1.4)				F9		F3		WP SH2-4 1B		F8	FC5-4			5 0 1 0 0 0 6	
Tony Cloninger, R (1.1)				1-3				SH2-4		6-3			F8	3 0 0 0 1 0 0	
Inning Stats	R: 0 H: 0 E: 0 K: 0 S: 3 H: 0 LOB: 0 BB: 0 P: 3 R: 0 H: 1 E: 0 K: 0 S: 2 H: 1 LOB: 1 BB: 1 P: 6 R: 0 H: 0 E: 0 K: 1 S: 5 H: 0 LOB: 0 BB: 0 P: 5 R: 0 H: 0 E: 0 K: 1 S: 5 H: 0 LOB: 0 BB: 0 P: 5 R: 1 H: 1 E: 0 K: 0 S: 4 H: 1 LOB: 2 BB: 0 P: 4 R: 0 H: 1 E: 0 K: 0 S: 6 H: 1 LOB: 1 BB: 0 P: 6 R: 0 H: 0 E: 0 K: 0 S: 3 H: 0 LOB: 3 BB: 3 P: 15 R: 0 H: 0 E: 0 K: 0 S: 2 H: 0 LOB: 0 BB: 1 P: 6 R: 0 H: 1 E: 0 K: 1 S: 6 H: 1 LOB: 3 BB: 2 P: 14 R: 0 H: 1 E: 0 K: 1 S: 6 H: 1 LOB: 1 BB: 0 P: 6 R: 1 H: 1 E: 0 K: 1 S: 6 H: 1 LOB: 0 BB: 0 P: 6 1B: 6 2B: 0 3B: 0 HR: 2 SF: 0 SAC: 2 DP: 2 HBP: 0 WP: 1 PB: 0 SB: 1 CS: 1 PA: 53														
PITCHER Bob Veale, L ERA: 1.04 (1.1)	IP: 8.2 WLS: 34 BF: 5 H: 1 R: 1 ER: 1 SO: 4 BB: 5 IBB: 0 HBP: 0 BLK: 0 WP: 1 HR: 1 S: 37 P: 57 ERA: 1.04 WHIP: 1.154														
Roy Face, R ERA: 1.04 (9.1)	0.1 1 0 0 0 0 0 0 0 0 1 1 0.00 0.000														
Don Schwall, R ERA: 2.25 (10.1)	4.0 W 17 3 1 1 3 2 1 0 0 0 1 20 32 2.25 1.250														

Batter	1	2	3	4	5	6	7	8	9	AB	R	H	RBI	BB	SO	LOB	TOP										
Matty Alou, L OBP: 0.273, SLG: 0.545 (1, 8)										5	0	2	1	0	0	0	Pittsburgh Pirates @ Atlanta Braves Atlanta Stadium, Atlanta, GA Wed Apr 13 1966, 6:05 PM EST Att: 12,721 - Unknown										
Gene Alley, R OBP: 0.400, SLG: 0.400 (1, 6)										4	2	2	0	0	0	1											
Roberto Clemente, R OBP: 0.290, SLG: 0.290 (1, 9)										4	0	0	0	0	1	2											
Willie Stargell, L OBP: 0.500, SLG: 1.111 (1, 7)										3	2	3	3	1	0	0											
Donn Clendenon, R OBP: 0.300, SLG: 0.500 (1, 3)										4	1	1	2	0	0	2											
Bill Mazerowski, R OBP: 0.222, SLG: 0.222 (1, 4)										4	0	0	0	0	0	1											
Bob Bailey, R (1, 5)										4	0	0	0	0	1	0											
Jim Pagliaroni, R OBP: 0.444, SLG: 0.889 (1, 2)										4	0	2	0	0	1	0											
Vern Law, R OBP: 0.500, SLG: 0.500 (1, 1)										4	1	2	0	0	0	1											
Inning Stats	R: 1 E: 1 K: 0 S: 5	H: 2 LOB: 1 BB: 0 P: 5	R: 0 E: 0 K: 0 S: 4	H: 1 LOB: 1 BB: 0 P: 4	R: 2 E: 1 K: 1 S: 7	H: 2 LOB: 0 BB: 0 P: 7	R: 0 E: 0 K: 0 S: 4	H: 2 LOB: 2 BB: 0 P: 4	R: 0 E: 0 K: 0 S: 3	H: 1 LOB: 0 BB: 0 P: 3	R: 0 E: 0 K: 0 S: 5	H: 2 LOB: 1 BB: 0 P: 5	R: 2 E: 0 K: 1 S: 6	H: 1 LOB: 0 BB: 1 P: 10	R: 0 E: 0 K: 1 S: 5	H: 1 LOB: 1 BB: 0 P: 5	1B: 7 2B: 2 3B: 1 HR: 2	SF: 0 SAC: 0 DP: 1 HBP: 0	WP: 0 PB: 1 CS: 0	PA: 37							
PITCHER	IP	WLS	BF	H	R	ER	SO	BB	IBB	HBP	BLK	WP	HR	S	P	ERA	WHIP										
Ken Johnson, R ERA: 9.0 (1, 1)	3.0	L	14	5	3	3	1	0	0	0	0	0	1	16	10	9.00	1.667										
Clay Carroll, R ERA: (4, 1)	3.0		10	3	0	0	0	0	0	0	0	0	0	10	10	0.00	1.000										
Phil Niekro, R ERA: 13.5 (7, 1)	2.0		10	3	3	3	1	1	0	0	0	0	1	11	15	13.50	2.000										
Chi-Chi Olivo, R ERA: (9, 1)	1.0		3	1	0	0	1	0	0	0	0	0	0	5	5	0.00	1.000										

Batter	1	2	3	4	5	6	7	8	9	AB	R	H	RBI	BB	SO	LOB	BOTTOM										
Felipe Alou, R OBP: 0.400, SLG: 0.333 (1, 8)										4	0	1	0	0	0	0	Pittsburgh Pirates @ Atlanta Braves Atlanta Stadium, Atlanta, GA Wed Apr 13 1966, 6:05 PM EST Att: 12,721 - Unknown										
Eddie Mathews, L OBP: 0.100, SLG: 0.100 (1, 5)										4	0	1	0	0	1	1											
Hank Aaron, R OBP: 0.100, SLG: 0.100 (1, 9)										4	0	0	0	0	1	1											
Rico Carty, R OBP: 0.333, SLG: 0.250 (1, 7)										3	0	0	0	0	1	0											
Joe Torre, R OBP: 0.375, SLG: 1.143 (1, 2)										3	0	0	0	0	1	0											
Lee Thomas, L OBP: 0.222, SLG: 0.125 (1, 3)										3	0	1	0	0	0	0											
Denis Menke, R (1, 6)										3	0	0	0	0	0	1											
Frank Bolling, R OBP: 0.250, SLG: 0.250 (1, 4)										3	0	1	0	0	0	0											
Ken Johnson, R (1, 1)										0	0	0	0	0	0	0											
Adrian Garrett, L (3, PH)										1	0	0	0	0	0	0											
Clay Carroll, R (4, 1)										0	0	0	0	0	0	0											
Marty Keough, L (6, PH)										1	0	0	0	0	0	0											
Phil Niekro, R (7, 1)										0	0	0	0	0	0	0											
Miguel de la Hoz, R (8, PH)										1	0	0	0	0	0	1											
Chi-Chi Olivo, R (9, 1)										0	0	0	0	0	0	0											
Inning Stats	R: 0 E: 0 K: 0 S: 3	H: 0 LOB: 0 BB: 0 P: 3	R: 0 E: 0 K: 1 S: 5	H: 0 LOB: 0 BB: 0 P: 5	R: 0 E: 0 K: 1 S: 5	H: 1 LOB: 0 BB: 0 P: 5	R: 0 E: 0 K: 0 S: 4	H: 1 LOB: 1 BB: 0 P: 4	R: 0 E: 0 K: 0 S: 5	H: 1 LOB: 0 BB: 0 P: 5	R: 0 E: 0 K: 1 S: 4	H: 1 LOB: 1 BB: 0 P: 4	R: 0 E: 0 K: 0 S: 6	H: 1 LOB: 0 BB: 0 P: 10	R: 0 E: 0 K: 1 S: 5	H: 0 LOB: 0 BB: 0 P: 5	1B: 4 2B: 0 3B: 0 HR: 0	SF: 0 SAC: 0 DP: 0 HBP: 0	WP: 0 PB: 0 CS: 0	PA: 30							
PITCHER	IP	WLS	BF	H	R	ER	SO	BB	IBB	HBP	BLK	WP	HR	S	P	ERA	WHIP										
Vern Law, R ERA: (1, 1)	9.0	W	30	4	0	0	4	0	0	0	0	0	0	38	38	0.00	0.444										



Batter	1	2	3	4	5	6	7	8	9	AB	R	H	RBI	BB	SO	LOB	TOP
Felipe Alou, R (1, 8) <small>OBP: 0.500, SLG: 0.417</small> Gene Oliver, R (9, 2)										3	0	2	0	1	0	0	
Frank Bolling, R (1, 4) <small>OBP: 0.273, SLG: 0.273</small>										3	0	1	0	0	0	2	
Hank Aaron, R (1, 9) <small>OBP: 0.143, SLG: 0.143</small>										4	0	1	1	0	2	4	
Rico Carty, R (1, 7) <small>OBP: 0.231, SLG: 0.167</small>										4	0	0	0	0	3		
Joe Torre, R (1, 2) <small>OBP: 0.333, SLG: 0.909</small> Marty Keough, L (9, PR) (9, 9)										4	0	1	0	0	0	0	
Lee Thomas, L (1, 3) <small>OBP: 0.231, SLG: 0.167</small>									4	1	1	1	0	0	0		
Denis Menke, R (1, 5)									3	0	0	1	0	0	0		
Woody Woodward, R (1, 6) Gary Geiger, L (8, PH) Sandy Alomar Sr., S (8, 6)										1	0	0	0	0	0	0	
Denny Lemaster, R (1, 1) Billy O'Dell, S (9, 1)										4	1	0	0	0	1	4	
Inning Stats	R: 0 H: 1 E: 0 LOB: 1 K: 1 BB: 0 S: 6 P: 6	R: 0 H: 0 E: 0 LOB: 0 K: 0 BB: 0 S: 3 P: 3	R: 0 H: 0 E: 0 LOB: 0 K: 1 BB: 0 S: 5 P: 5	R: 0 H: 0 E: 0 LOB: 0 K: 1 BB: 0 S: 5 P: 5	R: 0 H: 0 E: 0 LOB: 0 K: 0 BB: 0 S: 3 P: 3	R: 1 H: 1 E: 0 LOB: 2 K: 0 BB: 1 S: 4 P: 9	R: 0 H: 0 E: 0 LOB: 0 K: 0 BB: 0 S: 3 P: 3	R: 0 H: 3 E: 0 LOB: 2 K: 0 BB: 0 S: 5 P: 5	R: 2 H: 2 E: 1 LOB: 2 K: 0 BB: 0 S: 6 P: 6	1B: 6 SF: 0 2B: 2 SAC: 2 3B: 0 DP: 1 HR: 0 HBP: 1	WP: 0 PA: 36 SB: 0 CS: 0						
PITCHER Jack Fisher, R (1, 1) <small>ERA: 2.0</small>	IP: 9.0 WLS: L BF: 36 H: 7 R: 3 ER: 2 SO: 3 BB: 1 IBB: 0 HBP: 1 BLK: 0 WP: 0 HR: 0 S: 40 P: 45 ERA: 2.00 WHIP: 0.889					PITCHER											

Atlanta Braves @ New York Mets
 Shea Stadium, Flushing, NY
 Fri Apr 15 1966, 3:33 AM EST
 Att: 52,812 - Unknown

AB 32
 R 3
 H 7
 RBI 3
 BB 1
 SO 3
 LOB 15



Batter	1	2	3	4	5	6	7	8	9	AB	R	H	RBI	BB	SO	LOB	BOTTOM
Cleon Jones, R (1, 9) <small>OBP: 0.250, SLG: 1.000</small>										4	1	1	1	0	1	0	
Ron Hunt, R (1, 4) <small>OBP: 0.250, SLG: 0.250</small>										3	1	0	0	1	0	1	
Ken Boyer, R (1, 5) <small>OBP: 0.250, SLG: 0.333</small>										3	0	1	1	0	1	0	
Dick Stuart, R (1, 3) Ed Kranepool, L (9, 3) Billy Murphy, R (9, PR)										3	0	0	0	0	1	2	
Jim Hickman, R (1, 8) <small>OBP: 0.250, SLG: 0.250</small>										4	0	1	0	0	1	1	
Ron Swoboda, R (1, 7) <small>OBP: 0.250, SLG: 0.250</small>										4	0	1	0	0	2		
Jerry Grote, R (1, 2)										2	0	0	0	1	0	2	
Roy McMillan, R (1, 6) Dick Selma, R (8, PR) Eddie Bressoud, R (9, 6)										3	0	1	0	0	2		
Jack Fisher, R (1, 1)										3	0	0	0	1	2		
Inning Stats	R: 1 H: 0 E: 0 LOB: 0 K: 1 BB: 1 S: 5 P: 9	R: 0 H: 0 E: 0 LOB: 1 K: 1 BB: 1 S: 5 P: 9	R: 0 H: 0 E: 0 LOB: 0 K: 2 BB: 0 S: 7 P: 7	R: 0 H: 0 E: 0 LOB: 0 K: 1 BB: 0 S: 5 P: 5	R: 0 H: 1 E: 0 LOB: 1 K: 0 BB: 0 S: 4 P: 4	R: 0 H: 1 E: 1 LOB: 1 K: 0 BB: 0 S: 4 P: 4	R: 0 H: 1 E: 0 LOB: 0 K: 0 BB: 0 S: 3 P: 3	R: 1 H: 2 E: 0 LOB: 1 K: 0 BB: 0 S: 4 P: 4	R: 0 H: 1 E: 0 LOB: 1 K: 0 BB: 0 S: 4 P: 4	1B: 4 SF: 1 2B: 2 SAC: 0 3B: 0 DP: 2 HR: 1 HBP: 0	WP: 0 PA: 33 SB: 0 CS: 0						
PITCHER Denny Lemaster, L (1, 1) <small>ERA: 1.08</small> Billy O'Dell, L (9, 1) <small>ERA:</small>	IP: 0.2 WLS: S BF: 2 H: 0 R: 0 ER: 0 SO: 0 BB: 0 IBB: 0 HBP: 0 BLK: 0 WP: 0 HR: 0 S: 2 P: 2 ERA: 0.00 WHIP: 0.000					PITCHER											

Atlanta Braves @ New York Mets
 Shea Stadium, Flushing, NY
 Fri Apr 15 1966, 3:33 AM EST
 Att: 52,812 - Unknown

AB 30
 R 2
 H 6
 RBI 2
 BB 2
 SO 5
 LOB 12



Batter	1	2	3	4	5	6	7	8	9	AB	R	H	RBI	BB	SO	LOB	TOP					
Felipe Alou, R OBP: 0.444, SLG: 0.438 (1, 8)	0-0 1-3			0-0 G3 6-3 2B	0-0 FC6-2			0-0 6-3		4	1	1	0	0	0	2	Atlanta Braves @ New York Mets Shea Stadium, Flushing, NY Sat Apr 16 1966, 3:33 AM EST Att: 22,471 - Unknown					
Frank Bolling, R OBP: 0.200, SLG: 0.200 (1, 4)	0-0 4-3		0-0 G3	0-0 G3	0-0 F8			0-0 5-3		4	0	0	0	0	0	3						
Hank Aaron, R OBP: 0.167, SLG: 0.167 (1, 9)	0-0 P6		0-0 6-3	0-0 6-3		0-0 F8			0-0 1B	4	0	1	1	0	0	0						
Joe Torre, R OBP: 0.313, SLG: 0.714 (1, 2)		0-0 F7		0-0 2B BB		0-0 K		0-0 P6		3	0	0	0	1	1	1						
Rico Carty, R OBP: 0.235, SLG: 0.250 (1, 7)	0-0 1-3		0-0 1-3	0-0 2B		0-0 K		0-0 F8		4	0	1	0	0	1	1						
Lee Thomas, L OBP: 0.176, SLG: 0.125 (1, 3)		0-3 K		0-0 F7			0-0 F7		0-0 4-3	4	0	0	0	0	1	3						
Denis Menke, R OBP: 0.333, SLG: 0.250 (3, 6)			0-0 G4-6-3 1B		0-0 E FC6-2 2B		0-0 5-3			3	0	2	0	0	0	0						
Woody Woodward, R (1, 6)			0-0 G4-6-3		0-0 E4 SH2-4		0-0 F9			0	0	0	0	0	0	0						
Gary Geiger, L OBP: 0.250, SLG: 0.250 (3, PH)			0-3 K		0-0 SH2-4			0-0 F9		3	0	0	0	0	0	2						
Hank Fischer, R (1, 1)					0-0 SH2-4				0-0 F9	1	0	0	0	0	1	0						
Gene Oliver, R (8, PH)										1	0	0	0	0	0	0						
Ken Johnson, R (8, 1)										0	0	0	0	0	0	0						
Billy O'Dell, S (8, 1)										0	0	0	0	0	0	0						
Inning Stats	R: 0 E: 0 K: 0 S: 3	H: 0 LOB: 0 BB: 0 P: 3	R: 0 E: 0 K: 1 S: 5	H: 0 LOB: 0 BB: 0 P: 5	R: 0 E: 0 K: 1 S: 5	H: 1 LOB: 0 BB: 0 P: 5	R: 1 E: 0 K: 0 S: 5	H: 2 LOB: 2 BB: 1 P: 9	R: 0 E: 1 K: 0 S: 5	H: 1 LOB: 2 BB: 0 P: 5	R: 0 E: 0 K: 2 S: 7	H: 0 LOB: 0 BB: 0 P: 7	R: 0 E: 0 K: 0 S: 3	H: 0 LOB: 0 BB: 0 P: 3	R: 0 E: 0 K: 0 S: 3	H: 0 LOB: 0 BB: 0 P: 3	R: 0 E: 0 K: 0 S: 4	H: 1 LOB: 1 BB: 0 P: 4	1B: 2 2B: 3 3B: 0 HR: 0	SF: 0 SAC: 1 DP: 1 HBP: 0	WP: 0 PB: 0 CS: 0	PA: 33
PITCHER Jack Hamilton, R ERA: 1.0	IP: 9.0 WLS: W BF: 33 H: 5 R: 1 ER: 1 SO: 4 BB: 1 IBB: 0 HBP: 0 BLK: 0 WP: 0 HR: 0 S: 40 P: 44 ERA: 1.00 WHIP: 0.667															PITCHER						

AB	31
R	1
H	5
RBI	1
BB	1
SO	4
LOB	12




Batter	1	2	3	4	5	6	7	8	9	AB	R	H	RBI	BB	SO	LOB	BOTTOM			
Ron Hunt, R OBP: 0.250, SLG: 0.143 (1, 4)	0-0 P3		0-0 F9		0-0 6-3			0-0 1B 1-2 1B		4	0	1	0	0	0	0	Atlanta Braves @ New York Mets Shea Stadium, Flushing, NY Sat Apr 16 1966, 3:33 AM EST Att: 22,471 - Unknown			
Johnny Lewis, L (1, 9)	0-0 L8		0-0 F7			0-0 3-1		0-0 P3		3	0	0	0	0	0	0				
Cleon Jones, R OBP: 0.200, SLG: 0.800 (8, PH)										1	0	0	0	0	0	2				
Ken Boyer, R OBP: 0.375, SLG: 0.429 (1, 5)	0-0 HR 1B			0-0 6-3		0-0 F7		0-0 1-3 2-H 1B		4	1	2	1	0	0	0				
Ed Kranepool, L OBP: 0.750, SLG: 1.500 (1, 7)	0-0 1-H HR			0-0 E BB 1B		0-0 F9				3	1	2	2	0	0	0				
Dick Stuart, R OBP: 0.333, SLG: 0.200 (1, 3)				0-0 CS 1B		0-0 E BB		0-0 5-3		2	0	1	0	1	0	0				
Al Luplow, L (8, 7)				0-0 K		0-0 1-2 2-3 BB		0-0 1B		0	0	0	0	0	0	0				
Choo-Choo Coleman, L OBP: 0.333, SLG: 0.333 (1, 2)	0-0 CS 1-2	0-0 1-3		0-0 K		0-0 1B		0-0 6-3		3	0	1	0	0	1	2				
Jim Hickman, R OBP: 0.143, SLG: 0.143 (1, 8)		0-0 P3		0-0 1-3		0-0 6-3		0-0 6-3		3	0	0	0	0	0	2				
Roy McMillan, R OBP: 0.167, SLG: 0.333 (1, 6)		0-3 K			0-0 6-3			0-0 6-3		3	0	0	0	0	1	0				
Jack Hamilton, R OBP: 0.333, SLG: 0.333 (1, 1)			0-0 4-3		0-0 K			0-0 1B 1B		3	1	1	0	0	1	0				
Inning Stats	R: 2 E: 0 K: 0 S: 5	H: 3 LOB: 0 BB: 0 P: 5	R: 0 E: 0 K: 1 S: 5	H: 0 LOB: 0 BB: 0 P: 5	R: 0 E: 0 K: 0 S: 3	H: 0 LOB: 0 BB: 0 P: 3	R: 0 E: 1 K: 1 S: 6	H: 1 LOB: 2 BB: 1 P: 10	R: 0 E: 0 K: 1 S: 5	H: 0 LOB: 0 BB: 0 P: 5	R: 0 E: 0 K: 0 S: 3	H: 0 LOB: 0 BB: 0 P: 3	R: 0 E: 0 K: 0 S: 3	H: 1 LOB: 0 BB: 0 P: 3	R: 1 E: 0 K: 0 S: 5	H: 3 LOB: 2 BB: 0 P: 5	1B: 7 2B: 0 3B: 0 HR: 1	SF: 0 SAC: 0 DP: 0 HBP: 0	WP: 0 PB: 0 CS: 1	PA: 31
PITCHER Hank Fischer, R ERA: 2.57	IP: 7.0 WLS: L BF: 25 H: 5 R: 2 ER: 2 SO: 3 BB: 1 IBB: 0 HBP: 0 BLK: 0 WP: 0 HR: 1 S: 30 P: 34 ERA: 2.57 WHIP: 0.857															PITCHER				
Ken Johnson, R ERA: 10.8	0.1	3	2	1	1	0	0	0	0	0	0	3	3	27.00	6.000					
Billy O'Dell, L ERA:	0.2	2	1	0	0	0	0	0	0	0	0	2	2	0.00	1.500					



Batter	1	2	3	4	5	6	7	8	9	AB	R	H	RBI	BB	SO	LOB	TOP										
Felipe Alou, R OBP: 0.409, SLG: 0.550 (1, 8)	0-0 6-3		0-0 1-3		0-0 HR		0-0 G5-4-3			4	1	1	1	0	0	2	Atlanta Braves @ New York Mets Shea Stadium, Flushing, NY Sun Apr 17 1966, 3:33 AM EST Att: 26,965 - Unknown										
Eddie Mathews, L OBP: 0.154, SLG: 0.083 Woody Woodward, R (7, 6)	4-0 BB		0-0 F8		0-0 L4			4-0 BB		2	0	0	0	1	0	1											
Hank Aaron, R OBP: 0.227, SLG: 0.238 (1, 9)	0-0 F7			4-0 CS BB		0-0 WP 2B		0-0 E7 S		3	1	1	0	1	0	2											
Joe Torre, R OBP: 0.300, SLG: 0.611 (1, 2)	0-0 F9			0-0 F9		0-0 G5-4-3 1B		0-0 5-3		4	0	1	0	0	0	3											
Rico Carty, R OBP: 0.238, SLG: 0.211 (1, 7)		0-0 6-3		4-0 HR BB		0-0 G5-4-3		0-0 5-3		3	1	0	0	1	0	2											
Lee Thomas, L OBP: 0.238, SLG: 0.316 (1, 3)		0-0 4-3		0-0 HR		4-0 BB			0-0 1-3	3	1	1	2	1	0	0											
Frank Bolling, R OBP: 0.158, SLG: 0.158 (1, 4)		0-0 1-3		0-0 1-3		0-0 1-3			0-0 F9	4	0	0	0	0	0	1											
Denis Menke, R OBP: 0.368, SLG: 0.267 (7, 5)			0-0 FC1-6 1B		0-0 F7		4-0 G5-4-3 BB		0-0 6-3	3	0	1	0	1	0	0											
Tony Cloninger, R OBP: 0.333, SLG: 0.400 Chi-Chi Olivo, R (6, 1)			0-0 FC1-6		0-0 CS 2B		0-3 K			2	0	1	0	0	0	1											
Phil Niekro, R Billy O'Dell, S (8, 1)			1-2 1-3							1	0	0	0	0	1	1											
Inning Stats	R: 0 E: 1 K: 0 S: 3	H: 0 LOB: 1 BB: 1 P: 7	R: 0 E: 0 K: 0 S: 3	H: 0 LOB: 0 BB: 0 P: 3	R: 0 E: 0 K: 0 S: 4	H: 1 LOB: 1 BB: 0 P: 4	R: 2 E: 0 K: 0 S: 3	H: 1 LOB: 2 BB: 2 P: 11	R: 1 E: 0 K: 0 S: 4	H: 2 LOB: 1 BB: 1 P: 8	R: 0 E: 0 K: 1 S: 4	H: 0 LOB: 0 BB: 1 P: 8	R: 0 E: 1 K: 0 S: 3	H: 0 LOB: 1 BB: 1 P: 7	R: 0 E: 0 K: 0 S: 3	H: 0 LOB: 0 BB: 0 P: 3	1B: 2 2B: 2 3B: 0 HR: 2	SF: 0 SAC: 0 DP: 2 HBP: 0	WP: 2 PB: 0 CS: 1	PA: 35							
PITCHER	IP	WLS	BF	H	R	ER	SO	BB	IBB	HBP	BLK	WP	HR	S	P	ERA	WHIP										
Dick Selma, R ERA: 5.79 Gordie Richardson, L ERA: 27.0 Darrell Sutherland, R ERA: Tug McGraw, L ERA: Larry Bearmarth, R ERA:	4.2	19	4	3	3	0	0	3	0	0	0	0	2	16	28	5.79	1.500										

Batter	1	2	3	4	5	6	7	8	9	AB	R	H	RBI	BB	SO	LOB	BOTTOM										
Ron Hunt, R OBP: 0.333, SLG: 0.273 (1, 4)	0-0 F8		0-0 FC1-5 BB 1B		0-0 L9		0-0 SH5-4		0-0 1B E 1B	4	1	2	0	0	0	2	Atlanta Braves @ New York Mets Shea Stadium, Flushing, NY Sun Apr 17 1966, 3:33 AM EST Att: 26,965 - Unknown										
Johnny Lewis, L OBP: 0.375, SLG: 0.286 (1, 9)	0-0 2B 1B		4-0 FC1-5 1B BB		0-3 K		0-3 K		0-0 1B E 1B	4	3	2	0	1	2	5											
Ken Boyer, R OBP: 0.462, SLG: 0.750 (1, 5)	0-0 1H 2B		0-0 FC1-5 1B FC5-2		0-0 G3 2B		0-0 4-3		0-0 E6 2B	5	0	3	3	0	0	5											
Ed Kranepool, L OBP: 0.667, SLG: 1.000 Cleon Jones, R OBP: 0.200, SLG: 0.800 (9, 8)	0-3 K		0-0 1B 2H		4-0 G3 BB		4-0 FC6-4 BB		0-0 5-3	3	0	1	1	2	1	2											
Dick Stuart, R OBP: 0.182, SLG: 0.100 (1, 3)	0-3 K		0-0 FC5-2		0-3 K		0-0 FC6-4 FC5-4		0-0 6-3	5	0	0	0	0	2	6											
Choo-Choo Coleman, L OBP: 0.143, SLG: 0.143 Billy Murphy, R (9, PH)		0-0 F6		0-0 1-3		0-0 G3		0-0 FC5-4		4-0 E BB BB	4	0	0	0	0	5											
Jim Hickman, R OBP: 0.200, SLG: 0.200 Tug McGraw, R (7, 1) Lou Klimchok, L (7, PH) Larry Bearmarth, R (8, 1)		0-0 F3		0-0 SH5-4 E 1B		0-3 K		0-3 K		0-0 E3 BB IBB	3	0	1	0	0	1		2									
Roy McMillan, R OBP: 0.444, SLG: 0.333 Eddie Bressoud, R (6, PR) (7, 6)		4-0 BB		4-0 SH5-4 BB		4-0 SH5-4 1B BB		4-0 SH5-4 BB		0-0 6-3	0	0	0	0	3	0		0									
Dick Selma, R Gordie Richardson, R Darrell Sutherland, R Al Luplow, L OBP: 0.500, SLG: 0.500 (7, 8) Ron Swoboda, R OBP: 0.400, SLG: 0.250 (9, PH)		0-3 K		0-0 SH5-4		0-0 SH5-4 1B		0-0 SH5-4		0-0 F8	1	0	0	0	0	1		1									
Inning Stats	R: 1 E: 0 K: 2 S: 9	H: 2 LOB: 1 BB: 0 P: 9	R: 0 E: 0 K: 1 S: 5	H: 0 LOB: 1 BB: 1 P: 9	R: 1 E: 0 K: 0 S: 5	H: 2 LOB: 2 BB: 1 P: 9	R: 0 E: 1 K: 1 S: 6	H: 1 LOB: 2 BB: 1 P: 10	R: 0 E: 0 K: 1 S: 6	H: 1 LOB: 3 BB: 1 P: 10	R: 0 E: 0 K: 1 S: 5	H: 0 LOB: 1 BB: 1 P: 9	R: 2 E: 1 K: 0 S: 6	H: 3 LOB: 1 BB: 0 P: 6	R: 1 E: 1 K: 0 S: 2	H: 0 LOB: 3 BB: 3 P: 14		1B: 7 2B: 3 3B: 0 HR: 0	SF: 0 SAC: 2 DP: 0 HBP: 0	WP: 0 PB: 0 CS: 0	PA: 45						
PITCHER	IP	WLS	BF	H	R	ER	SO	BB	IBB	HBP	BLK	WP	HR	S	P	ERA	WHIP										
Tony Cloninger, R ERA: 2.5 Chi-Chi Olivo, R ERA: 4.91 Phil Niekro, R ERA: 13.5 Billy O'Dell, L ERA:	5.0	26	6	2	2	2	2	5	0	0	0	0	0	15	19	6.75	1.500										

AB	29
R	4
H	6
RBI	3
BB	6
SO	1
LOB	13



Batter	1	2	3	4	5	6	7	8	9	AB	R	H	RBI	BB	SO	LOB	TOP								
Felipe Alou, R OBP: 0.423, SLG: 0.522 (1, 7)	0-0 5-3		0-0 FC3-6 1B		0-0 5-3		4-0 IBB			3	0	1	0	1	0	0	Atlanta Braves @ Philadelphia Phillies Connie Mack Stadium, Philadelphia, PA Tue Apr 19 1966, 6:05 PM EST Att. 7,476 - Unknown - 46 F								
Sandy Alomar Sr., S (1, 4)	0-3 K		0-0 FC3-6		0-0 G6-4-3 1B		0-3 K			1	0	0	0	0	1	0									
Marty Keough, L (3, PH)										1	0	0	1	0	0	1									
Woody Woodward, R OBP: 0.750, SLG: 0.500 (3, 4)										1	0	0	1	0	0	0									
Rico Carty, R OBP: 0.227, SLG: 0.200 (7, PH)										1	0	0	0	0	1	2									
Frank Bolling, R OBP: 0.152, SLG: 0.158 (7, 4)										0	0	0	0	0	0	0									
Hank Aaron, R OBP: 0.192, SLG: 0.200 (1, 9)	0-3 K		0-0 P6		0-0 G6-4-3 1-2		0-0 F7			4	0	0	0	0	1	2									
Eddie Mathews, L OBP: 0.176, SLG: 0.067 (1, 5)		0-0 1-3		0-0 G3		4-0 BB BB		0-0 4-3		3	0	0	0	1	0	0									
Joe Torre, R OBP: 0.333, SLG: 0.619 (1, 2)	0-0 5-3		0-0 WP 2B		0-0 1-2 BB		0-0 F8			3	0	1	0	1	0	0									
Lee Thomas, L OBP: 0.240, SLG: 0.391 (1, 3)	0-3 K		0-0 G3		0-0 L3			0-0 SF9 3B		4	1	1	0	0	1	3									
Denis Menke, R OBP: 0.348, SLG: 0.263 (1, 6)			0-0 6-3		0-0 P2		0-0 SH1-4 1B		0-0 P6	4	0	1	0	0	0	2									
Gary Geiger, L OBP: 0.250, SLG: 0.286 (1, 8)			0-0 1B FC3-6 1B		0-0 F8		0-3 K		0-0 SF9	3	1	1	1	0	1	1									
Wade Blasingame, L OBP: 0.500, SLG: 0.500 (1, 1)			0-0 1B E 1B		0-0 F9		0-0 SH1-4		0-0 6-3	2	1	1	0	0	0	0									
Clay Carroll, R (5, 1)										1	0	0	0	0	0	0									
Inning Stats	R: 0 E: 0 K: 2 S: 7	H: 0 LOB: 0 BB: 0 P: 7	R: 0 E: 0 K: 1 S: 5	H: 0 LOB: 0 BB: 0 P: 5	R: 2 E: 1 K: 0 S: 6	H: 3 LOB: 1 BB: 0 P: 6	R: 0 E: 0 K: 0 S: 4	H: 1 LOB: 1 BB: 0 P: 4	R: 0 E: 0 K: 0 S: 3	H: 0 LOB: 0 BB: 0 P: 3	R: 0 E: 0 K: 0 S: 3	H: 1 LOB: 2 BB: 1 P: 11	R: 0 E: 0 K: 1 S: 8	H: 1 LOB: 2 BB: 1 P: 12	R: 0 E: 0 K: 0 S: 3	H: 0 LOB: 0 BB: 0 P: 3	R: 1 E: 0 K: 0 S: 4	H: 1 LOB: 0 BB: 0 P: 4	1B: 5 2B: 1 3B: 1 HR: 0	SF: 1 SAC: 1 DP: 1 HBP: 0	WP: 1 PB: 0 SB: 0 CS: 0	PA: 36			
PITCHER	IP	WLS	BF	H	R	ER	SO	BB	IBB	HBP	BLK	WP	HR	S	P	ERA	WHIP								
Jim Bunning, R ERA: 1.8 (1, 1)	8.0	L	32	6	2	1	5	2	1	0	0	1	0	39	51	1.12	1.000								
Darold Knowles, L ERA: 2.57 (9, 1)	1.0		4	1	1	1	0	0	0	0	0	0	0	4	4	9.00	1.000								

AB	31
R	3
H	7
RBI	2
BB	3
SO	5
LOB	11



Batter	1	2	3	4	5	6	7	8	9	AB	R	H	RBI	BB	SO	LOB	BOTTOM								
Tony Taylor, R OBP: 0.116, SLG: 0.063 (1, 4)	0-0 G3			0-0 L9	0-0 G3			0-0 F7		2	0	0	0	0	0	0	Atlanta Braves @ Philadelphia Phillies Connie Mack Stadium, Philadelphia, PA Tue Apr 19 1966, 6:05 PM EST Att. 7,476 - Unknown - 46 F								
John Briggs, L OBP: 0.417, SLG: 0.333 (5, PH) (6, 7) (8, 8)										2	0	0	0	0	0	1									
Johnny Callison, L OBP: 0.269, SLG: 0.269 (1, 9)	0-0 L7			0-0 HBP 1B		0-3 K		0-0 F8		4	1	1	0	0	1	0									
Dick Groat, R OBP: 0.389, SLG: 0.313 (1, 6)	0-0 6-3			1-0 E 1B HBP		4-0 FC4-6 BB			0-0 FC6-4 1B	2	0	1	0	1	0	0									
Dick Allen, R OBP: 0.440, SLG: 0.783 (1, 5)		0-0 FC1-6 1B		0-0 E 1B		0-3 K		0-3 K		4	0	2	1	0	2	2									
Bill White, L OBP: 0.250, SLG: 0.056 (1, 3)		0-0 FC1-6 1-2		0-3 K		0-0 FC4-6 1-2		0-0 FC6-4		4	0	0	0	0	1	5									
Cookie Rojas, R OBP: 0.280, SLG: 0.292 (1, 7) (6, 4)	0-0 9-3		0-0 P5		0-0 P5		0-0 L9		0-0 1-3	4	0	0	0	0	0	4									
Jackie Brandt, R OBP: 0.273, SLG: 0.200 (1, 8)			0-3 K		4-0 1-3 BB		0-0 5-3			1	0	0	0	1	1	0									
Tony Gonzalez, L (7, PH) (8, 7)										1	0	0	0	0	0	0									
Bob Uecker, R OBP: 0.200, SLG: 0.111 (1, 2)			0-0 6-3		0-0 1-3		0-3 K			2	0	0	0	0	0	1									
Clay Dainoff, L OBP: 0.273, SLG: 0.200 (7, PH) (8, 2)					1-2					1	0	0	0	0	1	0									
Jim Bunning, R (1, 1)			0-0 1-3		0-0 F8			0-0 F2		2	0	0	0	0	0	1									
Doug Clemens, L (8, PH)										1	0	0	0	0	0	0									
Darold Knowles, L OBP: 0.500, SLG: 0.500 (9, 1)										0	0	0	0	0	0	0									
Inning Stats	R: 0 E: 0 K: 0 S: 3	H: 0 LOB: 0 BB: 0 P: 3	R: 0 E: 0 K: 0 S: 3	H: 1 LOB: 0 BB: 0 P: 3	R: 0 E: 0 K: 1 S: 5	H: 0 LOB: 0 BB: 0 P: 5	R: 1 E: 1 K: 1 S: 7	H: 2 LOB: 2 BB: 0 P: 8	R: 0 E: 0 K: 0 S: 3	H: 0 LOB: 1 BB: 1 P: 7	R: 0 E: 0 K: 2 S: 7	H: 0 LOB: 1 BB: 1 P: 11	R: 0 E: 0 K: 1 S: 5	H: 0 LOB: 0 BB: 0 P: 5	R: 0 E: 0 K: 0 S: 3	H: 0 LOB: 0 BB: 0 P: 3	R: 0 E: 0 K: 1 S: 6	H: 1 LOB: 1 BB: 0 P: 6	1B: 4 2B: 1 3B: 0 HR: 0	SF: 0 SAC: 0 DP: 1 HBP: 1	WP: 0 PB: 0 SB: 0 CS: 0	PA: 33			
PITCHER	IP	WLS	BF	H	R	ER	SO	BB	IBB	HBP	BLK	WP	HR	S	P	ERA	WHIP								
Wade Blasingame, L ERA: 2.25 (1, 1)	4.0		16	3	1	1	2	1	0	1	0	0	0	18	23	2.25	1.000								
Clay Carroll, R ERA: (5, 1)	5.0	W	17	1	0	0	4	1	0	0	0	0	0	24	28	0.00	0.400								

AB	30
R	1
H	4
RBI	1
BB	2
SO	6
LOB	14

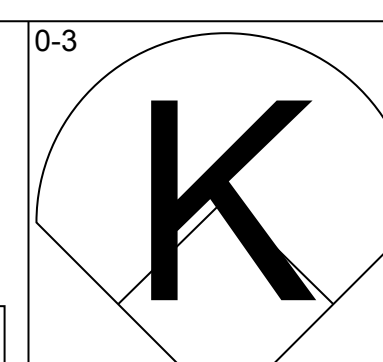
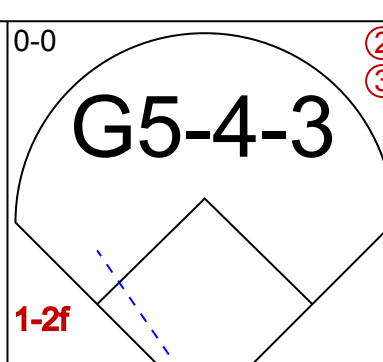
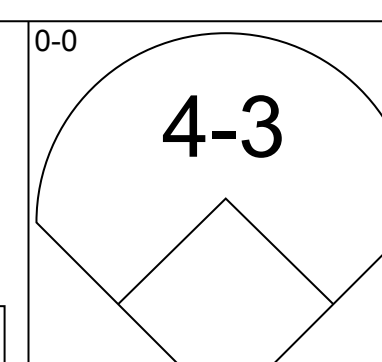
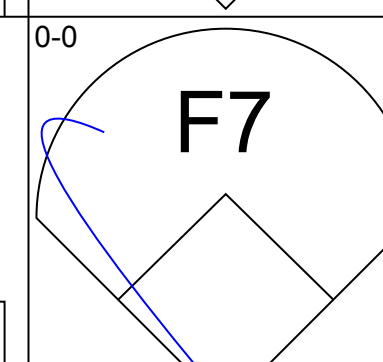
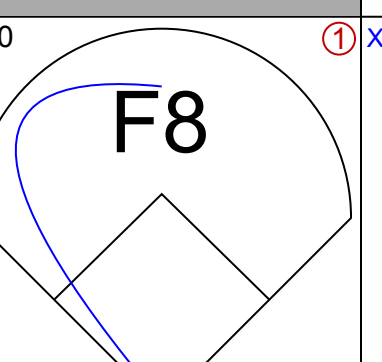
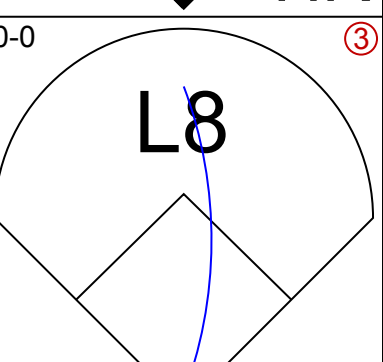
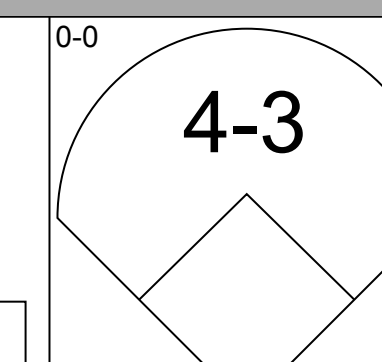
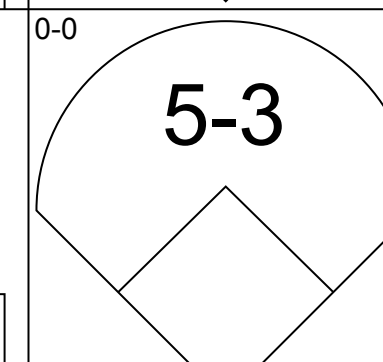
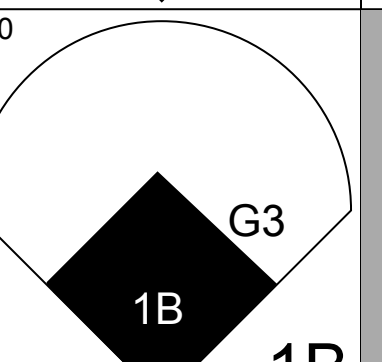
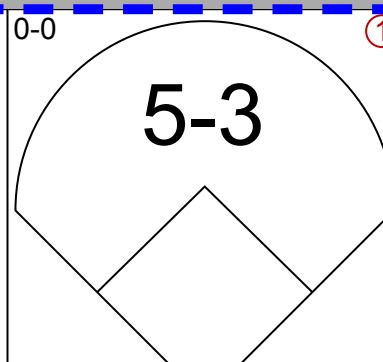
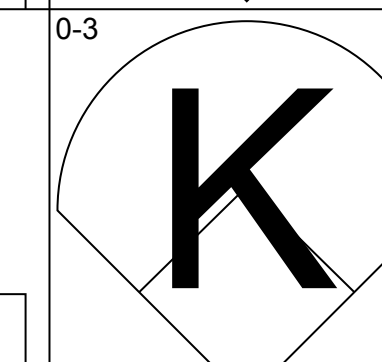
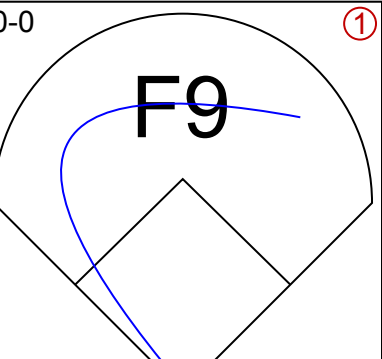
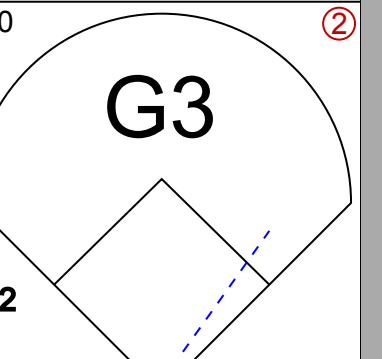
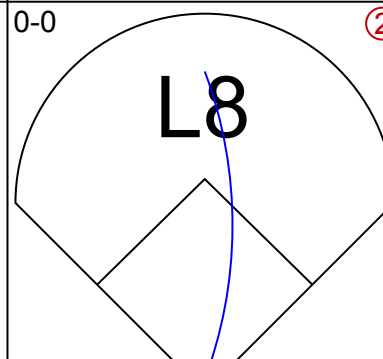
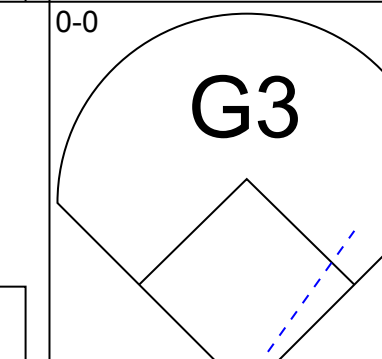
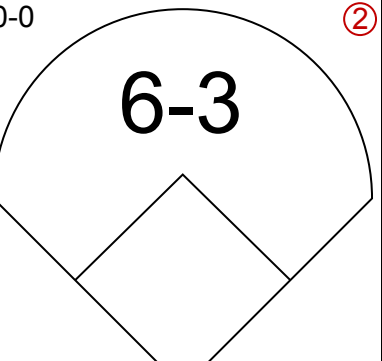
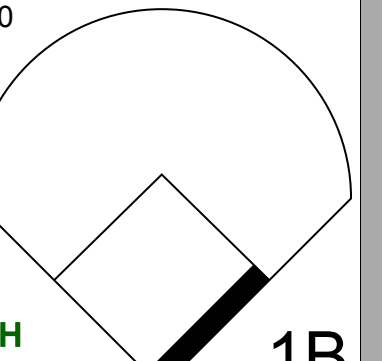
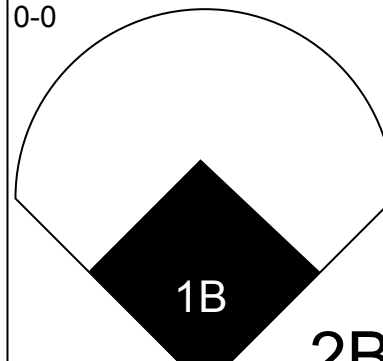
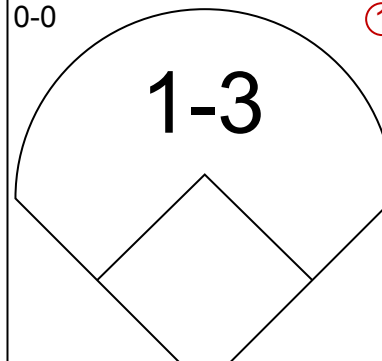
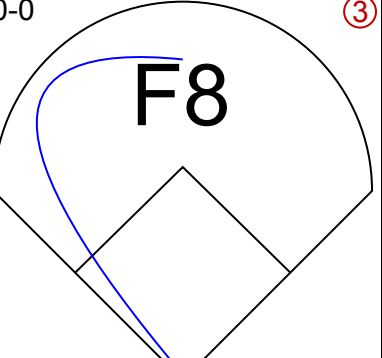
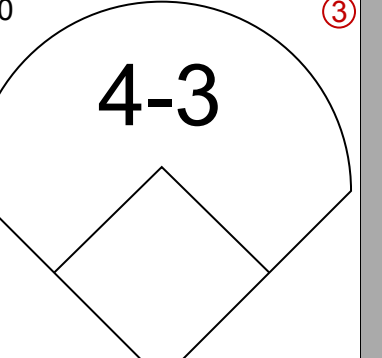
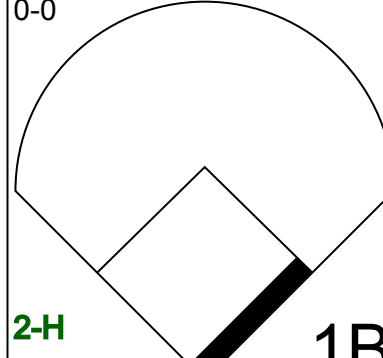
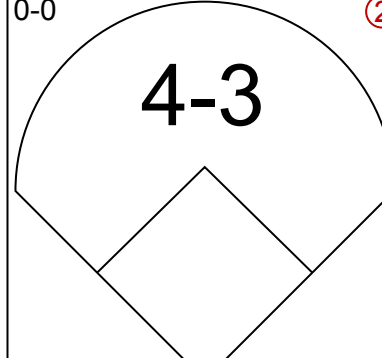
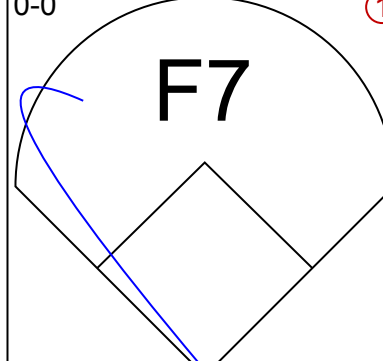
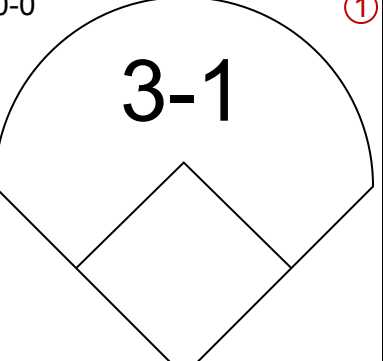
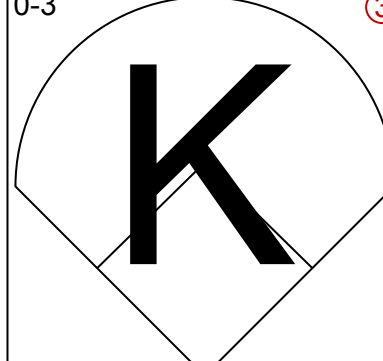
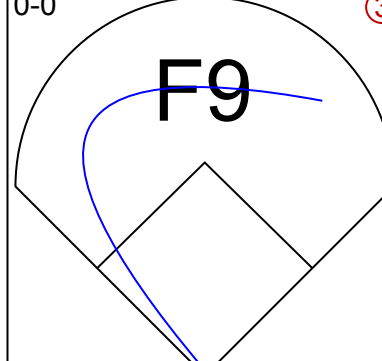
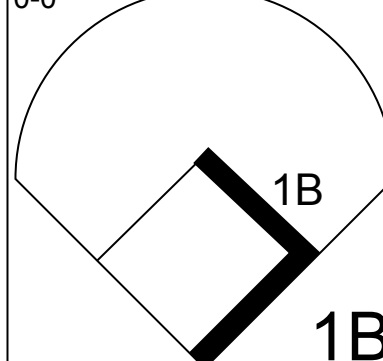
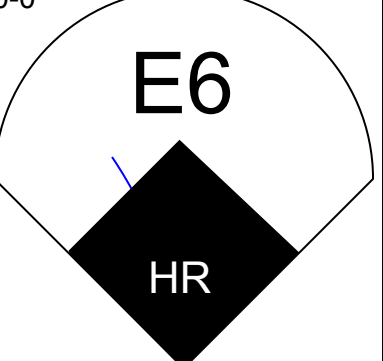
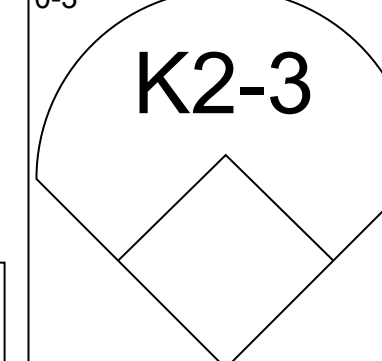
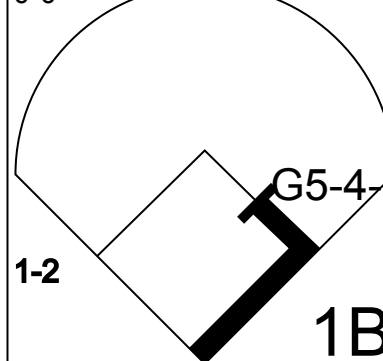
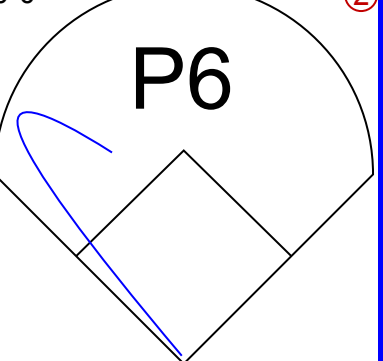
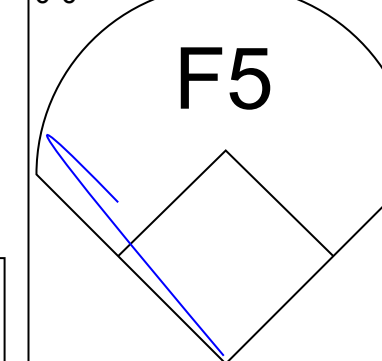


Batter	1	2	3	4	5	6	7	8	9	AB	R	H	RBI	BB	SO	LOB	TOP
Felipe Alou, R OBP: 0.419, SLG: 0.536 (1, 7)										5	1	2	1	0	1	3	Atlanta Braves @ Philadelphia Phillies Connie Mack Stadium, Philadelphia, PA Wed Apr 20 1966, 6:05 PM EST Att: 6,855 - Unknown
Gary Geiger, L OBP: 0.231, SLG: 0.182 (1, 8)										4	0	0	0	1	0	2	
Hank Aaron, R OBP: 0.290, SLG: 0.464 (1, 9)										3	4	2	3	2	1	0	
Eddie Mathews, L OBP: 0.182, SLG: 0.053 (1, 5)										4	0	0	0	1	1	3	
Joe Torre, R OBP: 0.310, SLG: 0.538 (1, 2)										5	1	1	1	0	0	4	
Lee Thomas, L OBP: 0.300, SLG: 0.536 (1, 3)										5	1	3	2	0	0	0	
Denis Menke, R OBP: 0.407, SLG: 0.333 (1, 6)									2	1	1	1	2	0	0		
Sandy Alomar Sr., S (1, 4)									3	0	0	0	1	0	3		
Ken Johnson, R (1, 1)									3	0	0	0	0	1	3		
Inning Stats	R: 2 E: 0 K: 0 S: 5	H: 2 LOB: 1 BB: 0 P: 5	R: 1 E: 0 K: 0 S: 3	H: 1 LOB: 2 BB: 3 P: 15	R: 0 E: 0 K: 0 S: 3	H: 0 LOB: 0 BB: 0 P: 3	R: 2 E: 0 K: 2 S: 11	H: 3 LOB: 1 BB: 1 P: 15	R: 0 E: 0 K: 0 S: 3	H: 0 LOB: 0 BB: 0 P: 3	R: 0 E: 0 K: 1 S: 5	H: 0 LOB: 0 BB: 0 P: 5	R: 1 E: 0 K: 0 S: 4	H: 1 LOB: 0 BB: 0 P: 4	1B: 4 2B: 2 3B: 0 HR: 3	SF: 0 SAC: 1 DP: 2 HBP: 0	WP: 0 PA: 42 PB: 1 SB: 0 CS: 0
PITCHER	IP WLS BF H R ER SO BB IBB HBP BLK WP HR S P ERA WHIP	IP WLS BF H R ER SO BB IBB HBP BLK WP HR S P ERA WHIP															
Ray Culp, R ERA: 6.52 (1, 1)	1.2 L 10 4 4 4 0 1 0 0 0 0 0 2 9 13 21.60 3.000																
Ray Herbert, R ERA: 8.1 (2, 1)	0.1 1 0 0 0 0 0 0 0 0 0 0 0 1 1 0.00 0.000																
Grant Jackson, L ERA: 5.4 (3, 1)	0.2 5 1 1 1 0 0 3 0 0 0 0 0 2 14 13.50 6.000																
Fergie Jenkins, R ERA: 3.86 (3, 1)	2.1 12 3 2 1 2 0 1 0 0 0 0 0 15 19 3.86 1.286																
Gary Wagner, R ERA: (6, 1)	2.0 7 0 0 0 1 2 0 0 0 0 0 0 7 15 0.00 1.000																

Batter	1	2	3	4	5	6	7	8	9	AB	R	H	RBI	BB	SO	LOB	BOTTOM				
John Briggs, L OBP: 0.284, SLG: 0.214 (1, 8)										5	0	0	0	0	1	5	Atlanta Braves @ Philadelphia Phillies Connie Mack Stadium, Philadelphia, PA Wed Apr 20 1966, 6:05 PM EST Att: 6,855 - Unknown				
Dick Allen, R OBP: 0.433, SLG: 0.704 (1, 5)										4	0	1	0	1	0	3					
Bill White, L OBP: 0.286, SLG: 0.095 (1, 3)										3	0	1	0	1	0	1					
Johnny Callison, L OBP: 0.233, SLG: 0.233 (1, 9)										4	0	0	0	0	2	4					
Tony Gonzalez, L (1, 7)										4	0	0	0	0	1	3					
Dick Groat, R OBP: 0.316, SLG: 0.250 (1, 6)										4	0	0	0	0	0	0					
Cookie Rojas, R OBP: 0.310, SLG: 0.321 (1, 4)										4	1	2	0	0	0	0					
Clay Dalrymple, L OBP: 0.400, SLG: 0.308 (1, 2)										3	0	2	0	1	0	1					
Inning Stats	R: 0 E: 0 K: 2 S: 8	H: 1 LOB: 2 BB: 1 P: 12	R: 0 E: 0 K: 0 S: 4	H: 1 LOB: 1 BB: 0 P: 4	R: 0 E: 0 K: 0 S: 3	H: 0 LOB: 1 BB: 1 P: 7	R: 0 E: 0 K: 1 S: 5	H: 0 LOB: 0 BB: 0 P: 5	R: 0 E: 0 K: 0 S: 3	H: 0 LOB: 1 BB: 1 P: 7	R: 0 E: 0 K: 0 S: 3	H: 0 LOB: 0 BB: 0 P: 3	R: 0 E: 0 K: 0 S: 4	H: 1 LOB: 2 BB: 1 P: 8	R: 0 E: 0 K: 1 S: 6	H: 1 LOB: 1 BB: 0 P: 6	R: 1 E: 1 K: 0 S: 6	H: 2 LOB: 2 BB: 0 P: 6	1B: 6 2B: 0 3B: 0 HR: 0	SF: 0 SAC: 0 DP: 0 HBP: 0	WP: 0 PA: 38 PB: 0 SB: 0 CS: 0
PITCHER	IP WLS BF H R ER SO BB IBB HBP BLK WP HR S P ERA WHIP	IP WLS BF H R ER SO BB IBB HBP BLK WP HR S P ERA WHIP																			
Ken Johnson, R ERA: 2.92 (1, 1)	9.0 W 38 6 1 0 4 4 0 0 0 0 0 0 42 58 0.00 1.111																				

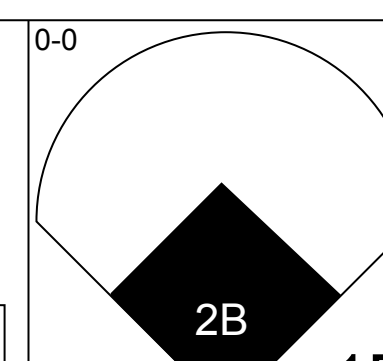
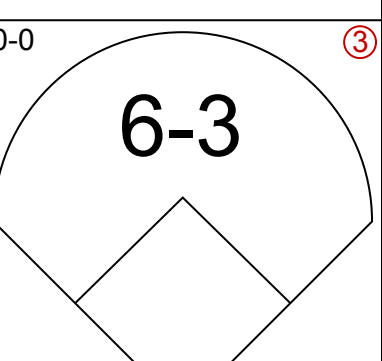
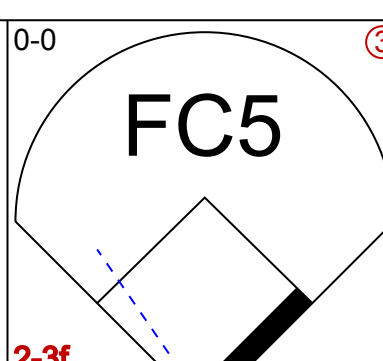
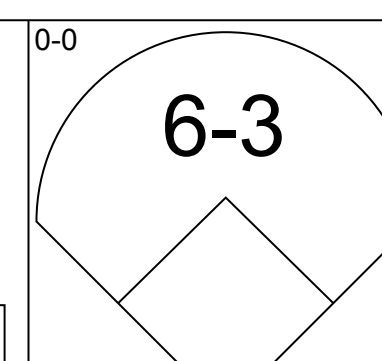
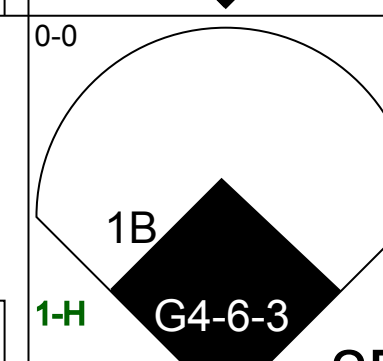
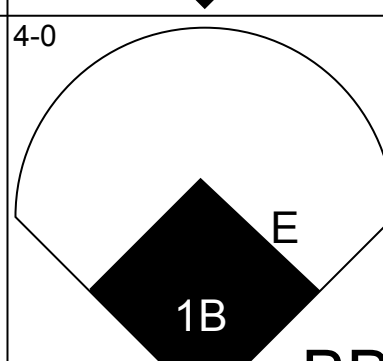
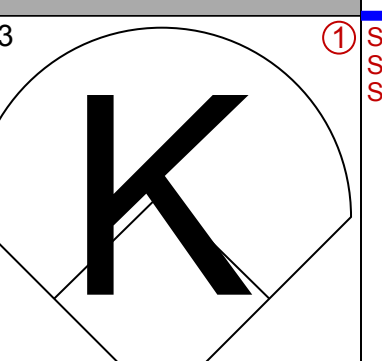
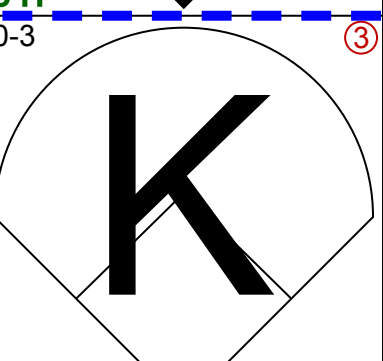
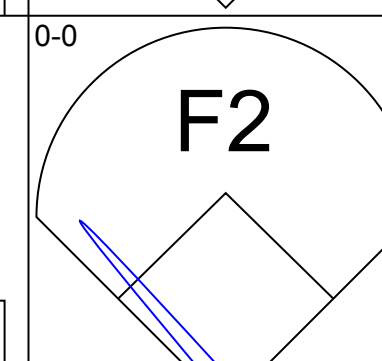
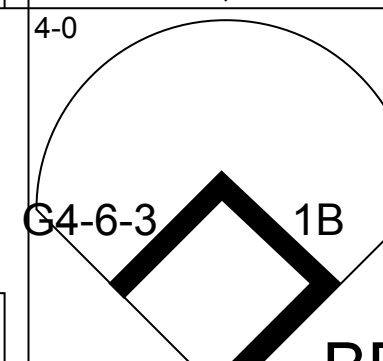
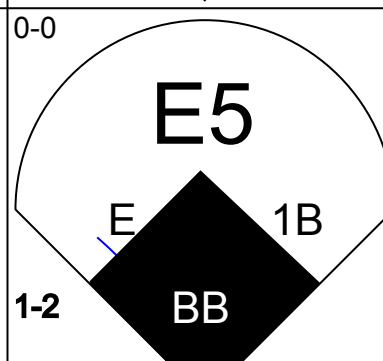
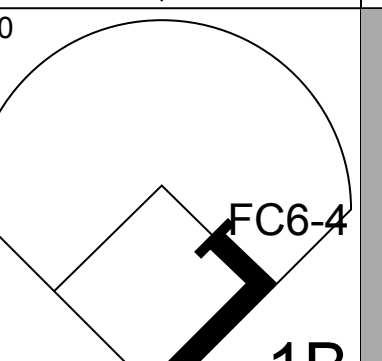
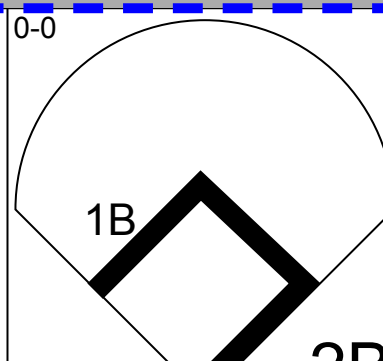
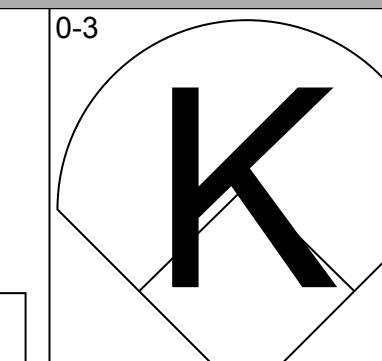
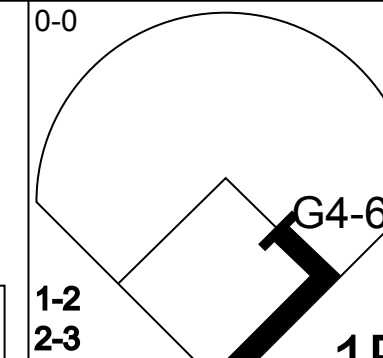
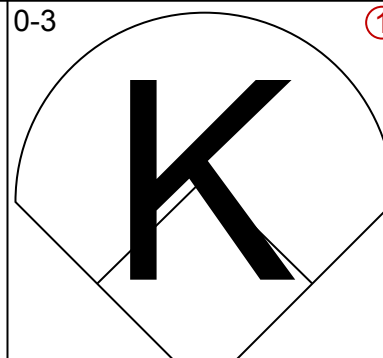
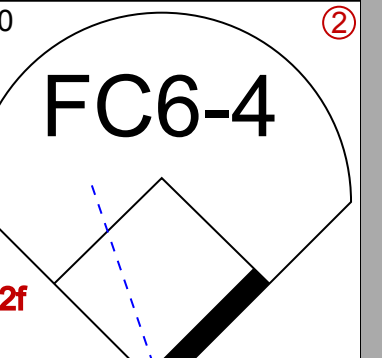
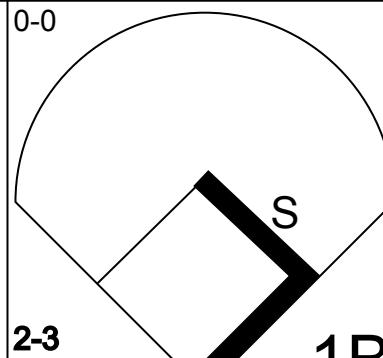
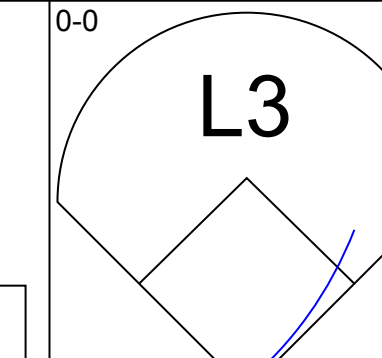
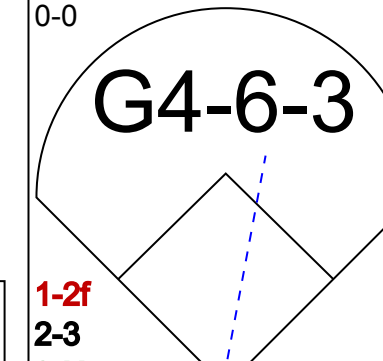
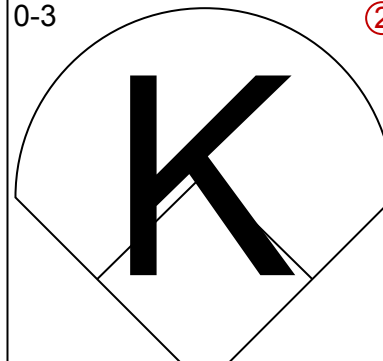
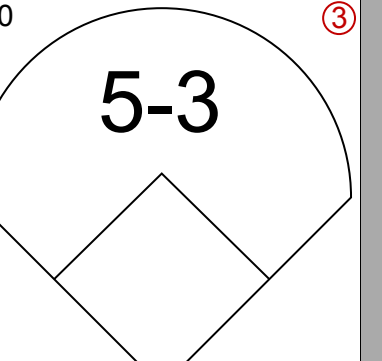
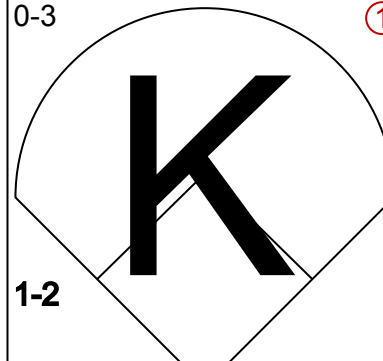
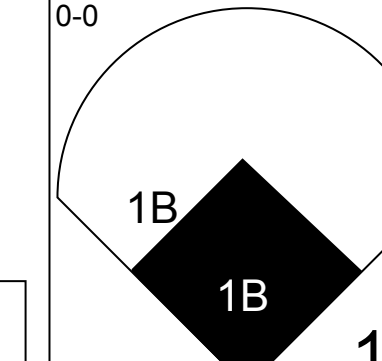
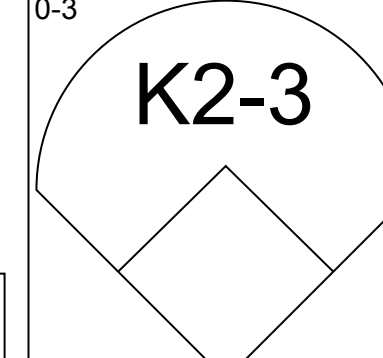
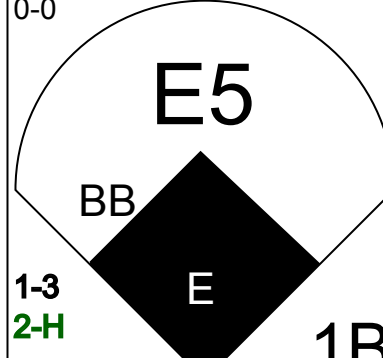
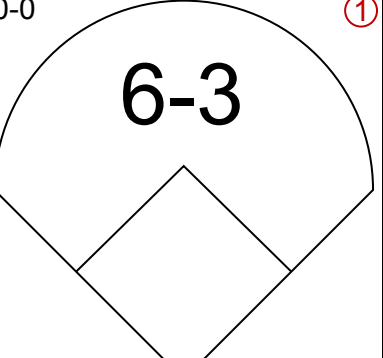
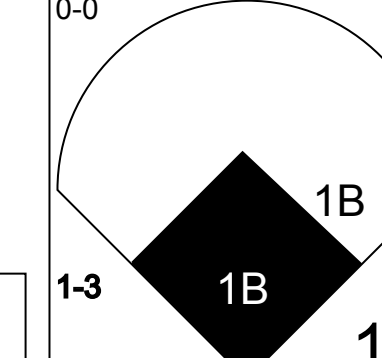
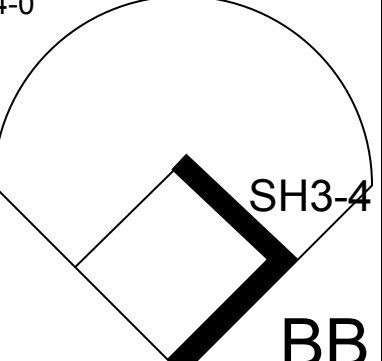
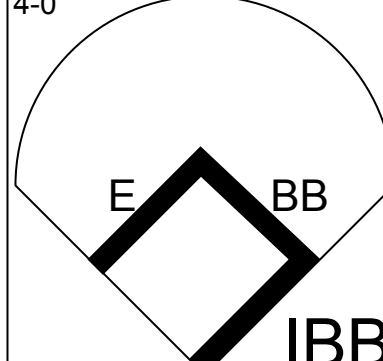
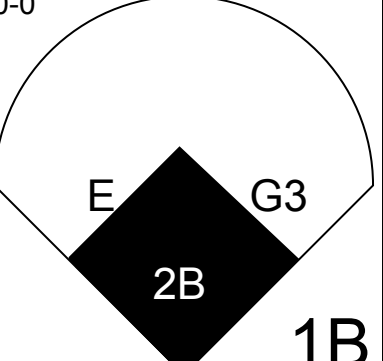
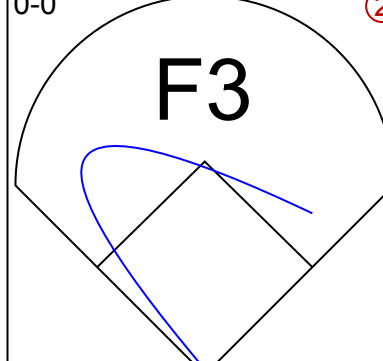
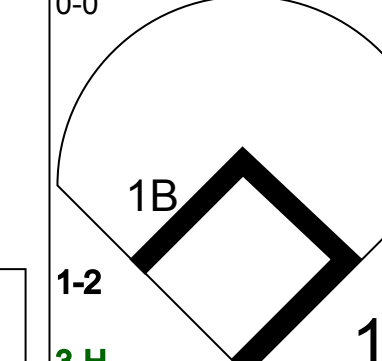
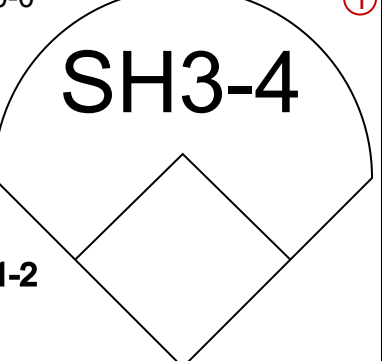
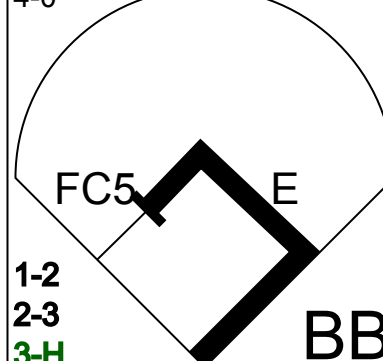
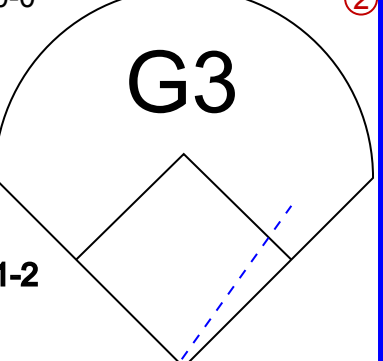
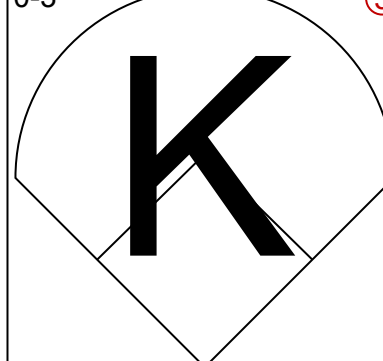
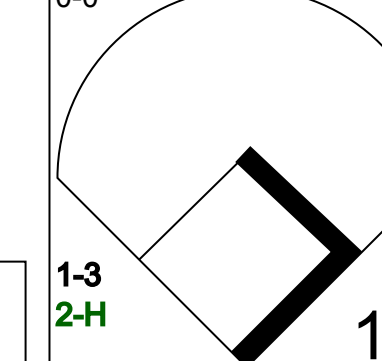
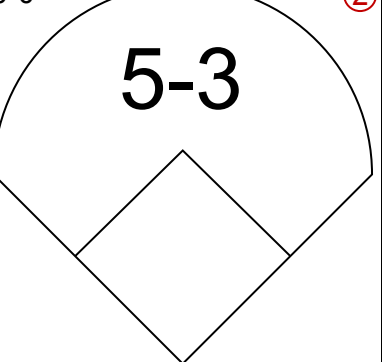
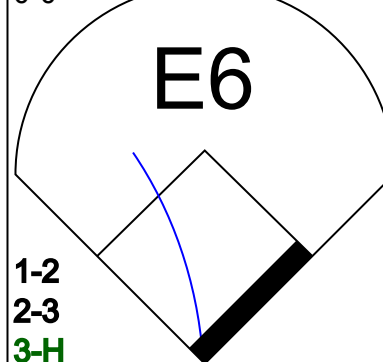
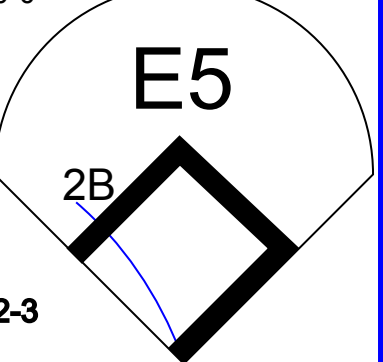
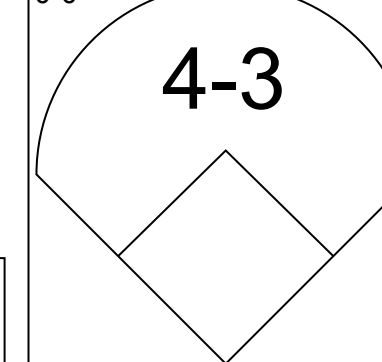
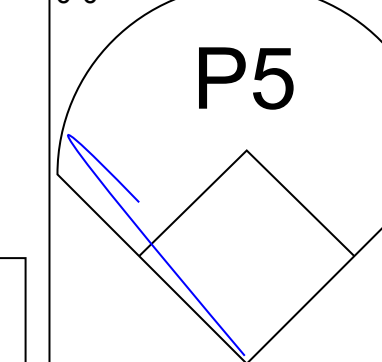
Batter	1	2	3	4	5	6	7	8	9	AB	R	H	RBI	BB	SO	LOB	TOP				
Felipe Alou, R OBP: 0.389, SLG: 0.485 (1, 8)	3-1		FC5-4 HBP 1-2 1B		P4		F8		F8	5	1	1	0	0	0	0	Atlanta Braves @ Philadelphia Phillies Connie Mack Stadium, Philadelphia, PA Thu Apr 21 1966, 6:05 PM EST Att: 5,744 - Unknown				
Frank Bolling, R OBP: 0.190, SLG: 0.150 Clay Carroll, L Gary Geiger, L OBP: 0.214, SLG: 0.167 Phil Niekro, R (7, PH)	P4		FC5-4 HBP 1-2 2-3		1-3		K		P3	1	0	0	0	0	0	0					
Hank Aaron, R OBP: 0.257, SLG: 0.406 (8, 9)	F8		FC5-4 1B 1-2 2-3 3-H		6-3		P4			4	0	0	1	0	0	2					
Joe Torre, R OBP: 0.364, SLG: 0.552 Sandy Alomar Sr., S (8, PR)		F9				BB BB BB 1B			BB BB BB 3B	3	1	2	1	1	0	0					
Rico Carty, R OBP: 0.308, SLG: 0.348 (8, 9)			1-6-3 1B			BB BB 1-2 BB			1-H WP 3B	3	1	2	1	1	0	2					
Denis Menke, R OBP: 0.387, SLG: 0.292 (3, 6)	F7				K				6-3	3	0	0	0	1	1	2					
Lee Thomas, L OBP: 0.294, SLG: 0.484 (1, 3)	K				F9				4-3	3	0	0	1	1	1	2					
Woody Woodward, R OBP: 0.667, SLG: 0.333 (3, 4)					F8				P2	1	1	0	0	1	0	0					
Gene Oliver, R (6, PH)			HBP FC5-4 1B BB							2	0	0	0	0	0	4					
Denny Lemaster, R Chi-Chi Olivo, R Miguel de la Hoz, R Eddie Mathews, L (8, 9)					P6				5-3	0	0	0	0	0	0	0					
Inning Stats	R: 0 E: 0 K: 0 S: 3	H: 0 LOB: 0 BB: 0 P: 3	R: 0 E: 0 K: 1 S: 6	H: 1 LOB: 1 BB: 0 P: 6	R: 2 E: 0 K: 0 S: 5	H: 2 LOB: 2 BB: 1 P: 10	R: 0 E: 0 K: 1 S: 5	H: 0 LOB: 0 BB: 0 P: 5	R: 0 E: 0 K: 0 S: 3	H: 0 LOB: 0 BB: 0 P: 3	R: 1 E: 0 K: 0 S: 4	H: 1 LOB: 3 BB: 3 P: 16	R: 0 E: 0 K: 1 S: 5	H: 0 LOB: 0 BB: 0 P: 5	R: 2 E: 0 K: 0 S: 4	H: 1 LOB: 1 BB: 1 P: 8	R: 0 E: 0 K: 0 S: 3	H: 0 LOB: 0 BB: 0 P: 3	1B: 4 2B: 0 3B: 1 HR: 0	SF: 0 SAC: 0 DP: 0 HBP: 1	WP: 1 PA: 38 FB: 0 SB: 0 CS: 0
PITCHER Chris Short, L ERA: 2.6 (1, 1)	IP: 9.0 WLS: L BF: 38 H: 5 R: 5 ER: 5 SO: 3 BB: 5 IBB: 0 HBP: 1 BLK: 0 WP: 1 HR: 0 S: 38 P: 59 ERA: 5.00 WHIP: 1.111																				

Batter	1	2	3	4	5	6	7	8	9	AB	R	H	RBI	BB	SO	LOB	BOTTOM				
Tony Taylor, R OBP: 0.143, SLG: 0.053 Tony Gonzalez, L (7, PH)	F8	5-3			3-1		1-3			3	0	0	0	0	0	1	Atlanta Braves @ Philadelphia Phillies Connie Mack Stadium, Philadelphia, PA Thu Apr 21 1966, 6:05 PM EST Att: 5,744 - Unknown				
Johnny Callison, L OBP: 0.235, SLG: 0.265 (1, 9)	P6		K		1B 2B		G3			4	1	1	0	0	1	1					
Dick Groat, R OBP: 0.346, SLG: 0.375 (1, 6)	1B 3B		F8				6-3			4	1	2	1	0	0	0					
Dick Allen, R OBP: 0.412, SLG: 0.645 (1, 5)	1B		5-3		K				F9	4	0	1	1	0	1	1					
Bill White, L OBP: 0.250, SLG: 0.080 (1, 3)	K		3-1		L9				6-3	4	0	0	0	0	1	1					
Cookie Rojas, R OBP: 0.333, SLG: 0.375 (8, 4)		1B SF8 1B			G3				6-3	4	1	2	0	0	0	0					
Jackie Brandt, R OBP: 0.267, SLG: 0.214 (1, 8)		WP SF8 1B 1B			F8		P3		P4	4	1	1	0	0	0	1					
Bob Uecker, R OBP: 0.231, SLG: 0.100 John Briggs, L OBP: 0.276, SLG: 0.200 (9, PH)		SF8			6-3				4-3	1	0	0	1	1	0	0					
Chris Short, R OBP: 0.111, SLG: 0.111 Doug Clemens, L (9, PH)		5-3 1B			K		K		3-1	3	0	1	1	0	2	2					
Inning Stats	R: 1 E: 0 K: 1 S: 7	H: 2 LOB: 1 BB: 0 P: 7	R: 2 E: 0 K: 1 S: 8	H: 3 LOB: 1 BB: 0 P: 8	R: 0 E: 0 K: 0 S: 3	H: 0 LOB: 0 BB: 0 P: 3	R: 0 E: 0 K: 0 S: 3	H: 0 LOB: 0 BB: 0 P: 3	R: 1 E: 0 K: 2 S: 9	H: 2 LOB: 1 BB: 0 P: 9	R: 0 E: 0 K: 1 S: 6	H: 1 LOB: 2 BB: 1 P: 10	R: 0 E: 0 K: 0 S: 3	H: 0 LOB: 0 BB: 0 P: 3	R: 0 E: 0 K: 0 S: 3	H: 0 LOB: 0 BB: 0 P: 3		R: 0 E: 0 K: 0 S: 3	H: 0 LOB: 0 BB: 0 P: 3	1B: 5 2B: 2 3B: 1 HR: 0	SF: 1 SAC: 0 DP: 0 HBP: 0
PITCHER Denny Lemaster, L ERA: 2.79 Chi-Chi Olivo, R ERA: 4.15 Clay Carroll, R ERA: 0.75 Phil Niekro, R ERA: 5.4 (1, 1)	IP: 1.1 WLS: 2 BF: 9 H: 5 R: 3 ER: 2 SO: 1 BB: 0 IBB: 0 HBP: 0 BLK: 0 WP: 1 HR: 0 S: 11 P: 11 ERA: 13.50 WHIP: 3.750																				

Batter	1	2	3	4	5	6	7	8	9	AB	R	H	RBI	BB	SO	LOB	TOP															
Ron Hunt, R OBP: 0.333, SLG: 0.409 (1, 4)										4	1	1	2	0	1	2	New York Mets @ Atlanta Braves Atlanta Stadium, Atlanta, GA Fri Apr 22 1966, 6:05 PM EST Att: 15,665 - Unknown															
Roy McMillan, R OBP: 0.211, SLG: 0.125 (1, 6)										4	0	0	0	0	0																	
Ken Boyer, R OBP: 0.360, SLG: 0.609 (1, 5)										4	1	1	0	0	1	0																
Ed Kranepool, L OBP: 0.300, SLG: 0.389 (1, 3)										4	0	0	0	0	0	1																
Cleon Jones, R OBP: 0.333, SLG: 0.667 (1, 8)										4	1	2	1	0	0	0																
Johnny Lewis, L OBP: 0.294, SLG: 0.250 (1, 9)										4	0	1	1	0	0	1																
Al Luplow, L OBP: 0.300, SLG: 0.222 Jerry Grote, R Eddie Bressoud, R (9, PH)										3	0	0	0	0	1	1																
Choo-Choo Coleman, L OBP: 0.250, SLG: 0.250 Billy Murphy, R Larry Bearmarth, R (7, PH)										2	1	1	0	0	0	0																
Jack Hamilton, R Dave Eilers, R Lou Kimchuck, L Dennis Ribant, R Tug McGraw, R Darrell Sutherland, R Jim Hickman, R (7, PH)										1	0	1	0	0	0	0																
Inning Stats	R: 0 E: 0 K: 1 S: 5	H: 0 LOB: 0 BB: 0 P: 5	R: 0 E: 0 K: 0 S: 3	H: 0 LOB: 0 BB: 0 P: 3	R: 0 E: 0 K: 0 S: 4	H: 2 LOB: 1 BB: 0 P: 4	R: 1 E: 0 K: 0 S: 5	H: 2 LOB: 1 BB: 0 P: 5	R: 2 E: 1 K: 0 S: 5	H: 1 LOB: 0 BB: 0 P: 5	R: 1 E: 0 K: 1 S: 7	H: 2 LOB: 1 BB: 0 P: 7	R: 0 E: 0 K: 1 S: 5	H: 0 LOB: 0 BB: 0 P: 5	R: 0 E: 0 K: 0 S: 3	H: 0 LOB: 0 BB: 0 P: 3		1B: 5 2B: 1 3B: 0 HR: 1	SF: 0 SAC: 0 DP: 1 HBP: 0	WP: 0 PB: 0 SB: 0 CS: 0	PA: 34											
PITCHER	IP WLS BF H R ER SO BB IBB HBP BLK WP HR S P ERA WHIP																															
Tony Cloninger, R ERA: 2.35 Billy O'Dell, L ERA: 1.5	(1, 1) (6, 1)	5.0 S	20 14	5 2	3 1	1 1	1 3	0 0	0 0	0 0	0 0	0 0	0 20	22 20	1.80 2.25	1.000 0.500																

AB	34
R	4
H	7
RBI	4
BB	0
SO	4
LOB	6



Batter	1	2	3	4	5	6	7	8	9	AB	R	H	RBI	BB	SO	LOB	BOTTOM											
Felipe Alou, R OBP: 0.390, SLG: 0.500 (1, 8)										5	1	2	1	0	0	4	New York Mets @ Atlanta Braves Atlanta Stadium, Atlanta, GA Fri Apr 22 1966, 6:05 PM EST Att: 15,665 - Unknown											
Eddie Mathews, L OBP: 0.222, SLG: 0.130 (1, 5)										4	2	1	1	1	2	2												
Hank Aaron, R OBP: 0.300, SLG: 0.444 (1, 9)										4	1	2	0	1	1	1												
Lee Thomas, L OBP: 0.308, SLG: 0.472 (1, 3)										5	0	2	0	0	1	3												
Joe Torre, R OBP: 0.342, SLG: 0.500 (1, 2)										5	1	1	0	0	2	7												
Rico Carty, R OBP: 0.385, SLG: 0.370 Gary Geiger, L OBP: 0.214, SLG: 0.167 (1, 7)										4	2	2	1	1	1	1												
Denis Menke, R OBP: 0.444, SLG: 0.333 (1, 6)										3	1	2	1	2	0	3												
Woody Woodward, R OBP: 0.623, SLG: 0.250 Marty Keough, L Sandy Alomar Sr., S OBP: 0.286, SLG: 0.167 (1, 4)										1	0	0	1	1	0	1												
Tony Cloninger, R OBP: 0.222, SLG: 0.250 Billy O'Dell, S (6, 1)										3	0	0	0	0	0	4												
Inning Stats	R: 2 E: 0 K: 1 S: 7	H: 3 LOB: 1 BB: 1 P: 11	R: 0 E: 0 K: 0 S: 3	H: 0 LOB: 1 BB: 1 P: 7	R: 3 E: 3 K: 2 S: 10	H: 1 LOB: 3 BB: 3 P: 22	R: 0 E: 0 K: 1 S: 6	H: 1 LOB: 1 BB: 0 P: 6	R: 1 E: 1 K: 1 S: 8	H: 2 LOB: 2 BB: 0 P: 8	R: 0 E: 0 K: 2 S: 9	H: 2 LOB: 3 BB: 1 P: 13	R: 0 E: 0 K: 0 S: 3	H: 0 LOB: 0 BB: 0 P: 3	R: 2 E: 0 K: 1 S: 9	H: 4 LOB: 2 BB: 0 P: 9		1B: 10 2B: 3 3B: 0 HR: 0	SF: 0 SAC: 1 DP: 1 HBP: 0	WP: 0 PB: 0 SB: 1 CS: 0	PA: 45							
PITCHER	IP WLS BF H R ER SO BB IBB HBP BLK WP HR S P ERA WHIP																											
Jack Hamilton, R ERA: 2.31 Dave Eilers, R Dennis Ribant, R Tug McGraw, L Darrell Sutherland, R (6, 1)	(1, 1) (3, 1) (5, 1) (5, 1) (6, 1)	2.2 1.1 0.2 0.1 1.0	L 6 5 1 6	17 1 2 0 2	4 0 2 0 0	5 0 0 0 0	2 0 0 0 0	3 0 0 0 2	3 0 0 0 0	38 8 5 3 9	6.75 0.00 0.00 0.00 0.00	3.000 0.750 3.000 3.000 2.000																



Batter	1	2	3	4	5	6	7	8	9	AB	R	H	RBI	BB	SO	LOB	TOP																			
Ron Hunt, R OBP: 0.321, SLG: 0.385 (1, 4)	6-3			5-3		1B		P4		4	0	1	0	0	0	0	New York Mets @ Atlanta Braves Atlanta Stadium, Atlanta, GA Sat Apr 23 1966, 3:33 AM EST Att: 19,539 - Unknown																			
Al Luplow, L OBP: 0.286, SLG: 0.231 (1, 9) (7, 7)	F8			1B HR		P6		4-3		4	1	1	0	0	0	1																				
Ken Boyer, R OBP: 0.345, SLG: 0.556 (1, 5)	K			1B HR		L9		6-3		4	1	1	0	0	1	1																				
Ed Kranepool, L OBP: 0.333, SLG: 0.682 (1, 3)		L7		1B HR		F8			HR	4	2	2	4	0	0	1																				
Ron Swoboda, R OBP: 0.250, SLG: 0.182 (1, 7)		P3		5-3					G3	3	0	0	0	0	0	0																				
Jack Hamilton, R OBP: 0.500, SLG: 0.500 (7, 1)										0	0	0	0	0	0	0																				
Chuck Hillier, L OBP: 0.667, SLG: 0.500 (9, PH)										1	0	0	0	0	0	0																				
Cleon Jones, R OBP: 0.313, SLG: 0.563 (1, 8)		5-3		F9					5-3	4	0	1	0	0	0	0																				
Choo-Choo Coleman, L OBP: 0.189, SLG: 0.189 (1, 2)			4-3		K				1-3	4	0	0	0	0	2	1																				
Roy McMillan, R OBP: 0.227, SLG: 0.158 (1, 6)			F3		P5					3	0	1	0	0	0	0																				
Billy Murphy, R (7, PR)										0	0	0	0	0	0	0																				
Eddie Bressoud, R (7, 6)										0	0	0	0	0	0	0																				
Dick Selma, R (1, 1)										1	0	0	0	0	0	1																				
Bill Hepler, L (3, 1)										0	0	0	0	0	0	0																				
Darrell Sutherland, R (4, 1)										0	0	0	0	0	0	0																				
Lou Kimchock, L (5, PH)										1	0	0	0	0	0	1																				
Rob Gardner, R (5, 1)										0	0	0	0	0	0	0																				
Johnny Lewis, L OBP: 0.278, SLG: 0.235 (7, 9)										1	0	0	0	0	0	1																				
Inning Stats	R: 0 E: 0 K: 1 S: 5	H: 0 LOB: 0 BB: 0 P: 5	R: 0 E: 0 K: 0 S: 3	H: 0 LOB: 0 BB: 0 P: 3	R: 0 E: 0 K: 1 S: 5	H: 0 LOB: 0 BB: 0 P: 5	R: 3 E: 0 K: 0 S: 6	H: 3 LOB: 0 BB: 0 P: 6	R: 0 E: 0 K: 2 S: 4	H: 1 LOB: 1 BB: 0 P: 4	R: 0 E: 0 K: 2 S: 9	H: 2 LOB: 2 BB: 0 P: 9	R: 0 E: 0 K: 0 S: 3	H: 0 LOB: 0 BB: 0 P: 3	R: 1 E: 0 K: 0 S: 4	H: 1 LOB: 0 BB: 0 P: 4	1B: 5 2B: 0 3B: 0 HR: 2	SF: 0 SAC: 0 DP: 0 HBP: 0	WP: 0 PB: 0 CS: 1	PA: 34																
PITCHER	IP	WLS	BF	H	R	ER	SO	BB	IBB	HBP	BLK	WP	HR	S	P	ERA	WHIP	PITCHER		IP	WLS	BF	H	R	ER	SO	BB	IBB	HBP	BLK	WP	HR	S	P	ERA	WHIP
Hank Fischer, R ERA: 3.29 (1, 1)	6.2	W	26	6	3	3	5	0	0	0	0	0	1	36	36	4.05	0.900																			
Chi-Chi Olivo, R ERA: 4.05 (7, 1)	2.1	S	8	1	1	1	1	0	0	0	0	0	1	10	10	3.86	0.429																			

AB	34
R	4
H	7
RBI	4
BB	0
SO	6
LOB	6



Batter	1	2	3	4	5	6	7	8	9	AB	R	H	RBI	BB	SO	LOB	BOTTOM																			
Felipe Alou, R OBP: 0.413, SLG: 0.524 (1, 7) (5, 8)	S P4			BB 1B		F9		K		4	1	2	0	1	1	3	New York Mets @ Atlanta Braves Atlanta Stadium, Atlanta, GA Sat Apr 23 1966, 3:33 AM EST Att: 19,539 - Unknown																			
Gary Geiger, L OBP: 0.188, SLG: 0.143 (1, 8)	F8			G5-4-3 BB		F8				2	0	0	0	0	1	2																				
Rico Carty, R OBP: 0.364, SLG: 0.357 (4, PH) (5, 7)		K								1	0	0	0	1	0	0																				
Hank Aaron, R OBP: 0.318, SLG: 0.436 (1, 9)	E HR			1B 1B		G5-4-3		F8		3	1	1	0	1	0	2																				
Lee Thomas, L OBP: 0.279, SLG: 0.425 (1, 3)	P4			F9		F8		F8		4	0	0	0	0	0	2																				
Joe Torre, R OBP: 0.405, SLG: 0.703 (1, 2)	HR			BB 1B		L3 BB		HR		3	2	3	3	1	0	0																				
Eddie Mathews, L OBP: 0.296, SLG: 0.154 (1, 5)	F9			BB BB		L3		FC1-5 1B		3	0	1	0	1	0	1																				
Denis Menke, R OBP: 0.425, SLG: 0.300 (1, 6)		1B G6-4-3		F5		F8		P3		3	1	0	0	0	0	4																				
Woody Woodward, R OBP: 0.667, SLG: 0.429 (1, 4)		G6-4-3 1B		5-3		SH1-4 BB		FC1-5 1B		3	0	2	0	1	0	3																				
Hank Fischer, R (1, 1)		G6-4-3		F3		SH1-4		FC1-5		2	0	0	0	0	0	1																				
Chi-Chi Olivo, R (7, 1)										1	0	0	0	0	0	2																				
Inning Stats	R: 3 E: 0 K: 0 S: 5	H: 2 LOB: 1 BB: 1 P: 9	R: 1 E: 0 K: 1 S: 5	H: 1 LOB: 1 BB: 1 P: 10	R: 0 E: 0 K: 0 S: 5	H: 2 LOB: 3 BB: 1 P: 9	R: 0 E: 0 K: 0 S: 3	H: 1 LOB: 1 BB: 1 P: 7	R: 0 E: 0 K: 0 S: 3	H: 0 LOB: 1 BB: 1 P: 7	R: 0 E: 0 K: 0 S: 3	H: 0 LOB: 0 BB: 0 P: 3	R: 1 E: 0 K: 1 S: 8	H: 3 LOB: 2 BB: 0 P: 8	1B: 6 2B: 2 3B: 0 HR: 2	SF: 0 SAC: 1 DP: 3 HBP: 1	WP: 0 PB: 0 CS: 0	PA: 37																		
PITCHER	IP	WLS	BF	H	R	ER	SO	BB	IBB	HBP	BLK	WP	HR	S	P	ERA	WHIP	PITCHER		IP	WLS	BF	H	R	ER	SO	BB	IBB	HBP	BLK	WP	HR	S	P	ERA	WHIP
Dick Selma, R ERA: 5.14 (3, 1)	1.0	L	14	5	4	1	1	2	0	0	0	0	0	4	12	0.00	3.000																			
Darrell Sutherland, R ERA: (4, 1)	0.2		1	0	0	0	0	0	0	0	0	0	0	1	1	0.00	0.000																			
Rob Gardner, L ERA: 4.05 (5, 1)	2.0		7	0	0	0	0	2	0	0	0	0	0	5	13	0.00	1.000																			
Jack Hamilton, R ERA: 2.63 (7, 1)	2.0		9	3	1	1	1	0	0	0	0	0	1	11	11	4.50	1.500																			



Batter	1	2	3	4	5	6	7	8	9	AB	R	H	RBI	BB	SO	LOB	TOP					
Ron Hunt, R OBP: 0.289, SLG: 0.333 (1, 4)	1-3		1B				K		4-3	5	1	2	1	0	1	1	New York Mets @ Atlanta Braves Atlanta Stadium, Atlanta, GA Sun Apr 24 1966, 3:38 AM EDT Att: 40,477 - Unknown					
Roy McMillan, R OBP: 0.250, SLG: 0.240 (1, 6)	2B		F8	F3			E5 SF8 1B		1-3	5	1	2	0	0	0	2						
Ken Boyer, R OBP: 0.378, SLG: 0.588 (1, 5)	5-3		FC5 1B		F8		SF8			3	0	1	1	0	0	1						
Jim Hickman, R OBP: 0.259, SLG: 0.231 (1, 9)	BB		K		F7		5-3			3	0	0	0	1	1	2						
Cleon Jones, R OBP: 0.375, SLG: 0.522 (1, 8)	L1				F8			SH2-4 4-3-2 1B		4	0	2	1	0	0	2						
Ron Swoboda, R OBP: 0.211, SLG: 0.167 (1, 7)		F9	FC5			2-3		SH2-4 1-2		3	0	0	0	0	0	2						
Ed Kranepool, L OBP: 0.344, SLG: 0.586 (1, 3)	1-3 1B				F7		K			3	0	1	0	1	1	0						
Jerry Grote, R OBP: 0.357, SLG: 0.273 (1, 2)	1-3					4-3		4-3-2 2H		4	1	1	0	0	0	3						
Tug McGraw, R Larry Beamath, R Al Luplow, L Gordie Richardson, R (1, 1) (8, 1) (9, PH) (9, 1)	6-3				F9			1B E BB	4-3	2	1	0	0	1	0	2						
Inning Stats	R: 0 E: 0 K: 0 S: 4	H: 1 LOB: 2 BB: 1 P: 8	R: 0 E: 0 K: 0 S: 4	H: 1 LOB: 1 BB: 0 P: 4	R: 1 E: 0 K: 1 S: 8	H: 3 LOB: 2 BB: 0 P: 8	R: 1 E: 0 K: 0 S: 5	H: 2 LOB: 1 BB: 0 P: 5	R: 0 E: 0 K: 1 S: 3	H: 0 LOB: 0 BB: 0 P: 3	R: 0 E: 0 K: 1 S: 5	H: 0 LOB: 0 BB: 0 P: 5	R: 2 E: 1 K: 1 S: 6	H: 1 LOB: 0 BB: 1 P: 10	R: 0 E: 0 K: 0 S: 3	H: 1 LOB: 1 BB: 1 P: 7		R: 0 E: 0 K: 0 S: 3	H: 0 LOB: 0 BB: 0 P: 3	1B: 7 2B: 3 3B: 0 HR: 0	SF: 1 SAC: 1 DP: 1 HBP: 0	WP: 0 PB: 0 CS: 0
PITCHER	IP WLS BF H R ER SO BB IBB HBP BLK WP HR S P ERA WHIP	Denny Lemaster, L ERA: 3.38 Clay Carroll, R ERA: 0.59 Phil Niekro, R ERA: 3.86	3.2 L 19 7 2 2 1 1 0 0 0 0 0 20 24 4.91 2.182	4.1 12 1 2 0 2 1 0 0 0 0 0 15 19 0.00 0.600	8.1 7 1 0 0 0 0 1 0 0 0 0 6 10 0.00 0.500	PITCHER	IP WLS BF H R ER SO BB IBB HBP BLK WP HR S P ERA WHIP	Denny Lemaster, L ERA: 3.38 Clay Carroll, R ERA: 0.59 Phil Niekro, R ERA: 3.86	3.2 L 19 7 2 2 1 1 0 0 0 0 0 20 24 4.91 2.182	4.1 12 1 2 0 2 1 0 0 0 0 0 15 19 0.00 0.600	8.1 7 1 0 0 0 0 1 0 0 0 0 6 10 0.00 0.500											

Batter	1	2	3	4	5	6	7	8	9	AB	R	H	RBI	BB	SO	LOB	BOTTOM			
Felipe Alou, R OBP: 0.400, SLG: 0.608 (1, 8)	5-3		HR				P4		HR	4	2	2	2	0	0	0	New York Mets @ Atlanta Braves Atlanta Stadium, Atlanta, GA Sun Apr 24 1966, 3:38 AM EDT Att: 40,477 - Unknown			
Rico Carty, R OBP: 0.341, SLG: 0.333 (1, 7)	1B		L8				6-3		L4	4	0	1	0	0	0	0				
Hank Aaron, R OBP: 0.302, SLG: 0.396 (1, 9)	P4		K				5-3		F3	4	0	0	0	0	1	1				
Joe Torre, R OBP: 0.440, SLG: 0.698 (1, 2)	F7				FC6-4 BB 1B		6-3		F9	4	0	1	0	0	0	1				
Lee Thomas, L OBP: 0.250, SLG: 0.354 (1, 3)		P6			K		F9		L3	4	0	0	0	0	1	1				
Denis Menke, R OBP: 0.479, SLG: 0.412 (1, 6)	F7				FC6-4 BB				K	3	1	1	1	1	1	0				
Eddie Mathews, L Sandy Alomar Sr., S OBP: 0.500, SLG: 0.235 OBP: 0.286, SLG: 0.167 (1, 5) (9, PR)	BB				FC6-4		3-1		FC6-4 1B	3	0	1	0	1	0	2				
Woody Woodward, R Gene Oliver, R OBP: 0.500, SLG: 0.308 (9, PH) (9, PH)	BB				FC6-4 1-2 2-3		5-3		FC6-4 1-2	3	0	0	0	0	0	3				
Denny Lemaster, R Clay Carroll, R Miguel de la Hoz, R Phil Niekro, R (1, 1) (4, 1) (7, PH) (8, 1)					4-3		K		P6	1	0	0	0	0	0	0				
Inning Stats	R: 0 E: 0 K: 0 S: 4	H: 1 LOB: 1 BB: 0 P: 4	R: 0 E: 0 K: 0 S: 3	H: 0 LOB: 1 BB: 1 P: 7	R: 1 E: 0 K: 1 S: 6	H: 1 LOB: 0 BB: 0 P: 6	R: 0 E: 0 K: 1 S: 6	H: 1 LOB: 2 BB: 1 P: 10	R: 0 E: 0 K: 1 S: 3	H: 0 LOB: 0 BB: 0 P: 3	R: 1 E: 0 K: 0 S: 4	H: 1 LOB: 0 BB: 0 P: 4	R: 1 E: 0 K: 0 S: 4	H: 1 LOB: 0 BB: 0 P: 4	R: 0 E: 0 K: 1 S: 6	H: 1 LOB: 1 BB: 0 P: 6		1B: 3 2B: 0 3B: 0 HR: 3	SF: 0 SAC: 0 DP: 0 HBP: 0	WP: 0 PB: 0 CS: 0
PITCHER	IP WLS BF H R ER SO BB IBB HBP BLK WP HR S P ERA WHIP	Tug McGraw, L ERA: 2.16 Larry Beamath, R ERA: 5.06 Gordie Richardson, L ERA: 4.91	7.0 W 27 4 2 2 3 2 0 0 0 0 0 1 4 4 9.00 1.000	1.0 S 4 1 0 0 1 0 0 0 0 0 0 6 6 0.00 1.000	PITCHER	IP WLS BF H R ER SO BB IBB HBP BLK WP HR S P ERA WHIP	Tug McGraw, L ERA: 2.16 Larry Beamath, R ERA: 5.06 Gordie Richardson, L ERA: 4.91	7.0 W 27 4 2 2 3 2 0 0 0 0 0 1 4 4 9.00 1.000	1.0 S 4 1 0 0 1 0 0 0 0 0 0 6 6 0.00 1.000											



Batter	1	2	3	4	5	6	7	8	9	AB	R	H	RBI	BB	SO	LOB	TOP										
Felipe Alou, R OBP: 0.383, SLG: 0.571 (1, 8)										5	0	1	0	0	0	1											
Eddie Mathews, L OBP: 0.289, SLG: 0.211 (1, 5)										4	1	0	0	1	0	1											
Hank Aaron, R OBP: 0.328, SLG: 0.451 (1, 9)										3	2	1	2	2	0	0											
Joe Torre, R OBP: 0.426, SLG: 0.660 (1, 2)										4	1	1	0	0	0	2											
Lee Thomas, L OBP: 0.286, SLG: 0.442 (1, 3)										4	1	3	3	0	1	2											
Rico Carty, R OBP: 0.356, SLG: 0.350 (1, 7)										4	0	2	0	0	1	1											
Denis Menke, R OBP: 0.442, SLG: 0.368 (1, 6)										4	0	0	0	0	0	4											
Woody Woodward, R OBP: 0.409, SLG: 0.235 (1, 4)										4	0	0	0	0	0	3											
Ken Johnson, R OBP: 0.143, SLG: 0.286 (1, 1)										4	0	1	0	0	1	3											
Inning Stats	R: 0 E: 0 K: 1 S: 6	H: 1 LOB: 2 BB: 1 P: 10	R: 0 E: 0 K: 0 S: 4	H: 1 LOB: 1 BB: 0 P: 4	R: 3 E: 0 K: 0 S: 5	H: 2 LOB: 0 BB: 1 P: 9	R: 0 E: 0 K: 0 S: 4	H: 1 LOB: 0 BB: 0 P: 4	R: 2 E: 0 K: 1 S: 7	H: 2 LOB: 1 BB: 1 P: 11	R: 0 E: 0 K: 1 S: 5	H: 0 LOB: 0 BB: 0 P: 5	R: 0 E: 0 K: 0 S: 3	H: 0 LOB: 0 BB: 0 P: 3	R: 0 E: 0 K: 0 S: 5	H: 2 LOB: 2 BB: 0 P: 5	R: 0 E: 0 K: 0 S: 3	H: 0 LOB: 0 BB: 0 P: 3	1B: 6 2B: 1 3B: 0 HR: 2	SF: 0 SAC: 0 DP: 0 HBP: 0	WP: 1 PB: 0 CS: 0	PA: 39					
PITCHER	IP	WLS	BF	H	R	ER	SO	BB	IBB	HBP	BLK	WP	HR	S	P	ERA	WHIP										
Bob Shaw, R ERA: 4.97 (1, 1)	3.0	L	15	4	3	3	1	2	0	0	0	1	1	15	23	9.00	2.000										
Bob Priddy, R ERA: 4.5 (4, 1)	2.0		10	3	2	2	1	1	0	0	0	0	1	11	15	9.00	2.000										
Lindy McDaniel, R ERA: 6.14 (6, 1)	3.0		11	2	0	0	1	0	0	0	0	0	0	13	13	0.00	0.667										
Bill Henry, L ERA: (9, 1)	1.0		3	0	0	0	0	0	0	0	0	0	0	3	3	0.00	0.000										

Atlanta Braves @ San Francisco Giants
Candlestick Park, San Francisco, CA
Mon Apr 25 1966, 6:33 AM EDT
Att: 8,259 - Unknown

AB	36
R	5
H	9
RBI	5
BB	3
SO	3
LOB	17



Batter	1	2	3	4	5	6	7	8	9	AB	R	H	RBI	BB	SO	LOB	BOTTOM										
Hal Lanier, R OBP: 0.212, SLG: 0.260 (1, 4)										3	0	0	0	0	0	2											
Orlando Cepeda, R OBP: 0.300, SLG: 0.421 (8, PH)										1	0	1	0	0	0	0											
Dick Schofield, S (8, PR)										0	0	0	0	0	0	0											
Bill Henry, L (9, 1)										0	0	0	0	0	0	0											
Jesus Alou, R OBP: 0.241, SLG: 0.358 (1, 7)										4	0	0	0	0	2	1											
Willie Mays, R OBP: 0.377, SLG: 0.755 (1, 8)										3	0	0	0	1	1	0											
Willie McCovey, L OBP: 0.396, SLG: 0.302 (1, 3)										4	0	1	0	0	0	1											
Jim Ray Hart, R OBP: 0.451, SLG: 0.617 (1, 5)											4	0	0	0	0	1	1										
Tom Haller, L OBP: 0.360, SLG: 0.477 (1, 2)										2	0	0	0	1	0	1											
Ollie Brown, R OBP: 0.455, SLG: 0.250 (1, 9)										1	0	0	0	2	0	0											
Jim Davenport, R OBP: 0.375, SLG: 0.533 (1, 6)										3	0	1	0	0	0	2											
Bob Shaw, R (1, 1)										0	0	0	0	0	0	0											
Len Gabrielson, L OBP: 0.329, SLG: 0.300 (3, PH)										1	0	0	0	0	0	1	2										
Bob Priddy, R (4, 1)										0	0	0	0	0	0	0	0										
Don Landrum, L OBP: 0.111, SLG: 0.222 (5, PH)										1	0	0	0	0	0	0	2										
Lindy McDaniel, R (6, 1)										0	0	0	0	0	0	0	0										
Don Mason, L (8, PH)										1	0	0	0	0	0	0	0										
Don Mason, L (9, 4)										0	0	0	0	0	0	0	0										
Inning Stats	R: 0 E: 0 K: 0 S: 3	H: 0 LOB: 0 BB: 0 P: 3	R: 0 E: 0 K: 0 S: 3	H: 1 LOB: 0 BB: 0 P: 3	R: 0 E: 0 K: 1 S: 5	H: 1 LOB: 1 BB: 1 P: 9	R: 0 E: 0 K: 2 S: 7	H: 0 LOB: 0 BB: 0 P: 7	R: 0 E: 0 K: 0 S: 3	H: 0 LOB: 2 BB: 2 P: 11	R: 0 E: 0 K: 0 S: 3	H: 0 LOB: 1 BB: 1 P: 7	R: 0 E: 0 K: 1 S: 5	H: 0 LOB: 0 BB: 0 P: 5	R: 0 E: 0 K: 1 S: 6	H: 1 LOB: 1 BB: 0 P: 6	R: 0 E: 0 K: 0 S: 3	H: 0 LOB: 0 BB: 0 P: 3	1B: 3 2B: 0 3B: 0 HR: 0	SF: 0 SAC: 0 DP: 1 HBP: 0	WP: 0 PB: 0 CS: 1	PA: 32					
PITCHER	IP	WLS	BF	H	R	ER	SO	BB	IBB	HBP	BLK	WP	HR	S	P	ERA	WHIP										
Ken Johnson, R ERA: 1.69 (1, 1)	9.0	W	32	3	0	0	5	4	0	0	0	0	0	38	54	0.00	0.778										

Atlanta Braves @ San Francisco Giants
Candlestick Park, San Francisco, CA
Mon Apr 25 1966, 6:33 AM EDT
Att: 8,259 - Unknown

AB	28
R	0
H	3
RBI	0
BB	4
SO	5
LOB	12



Batter	1	2	3	4	5	6	7	8	9	AB	R	H	RBI	BB	SO	LOB	TOP			
Felipe Alou, R OBP: 0.420, SLG: 0.723 (1, 8)										4	0	1	0	0	0	0	Atlanta Braves @ Los Angeles Dodgers Dodger Stadium, Los Angeles, CA Wed Apr 27 1966, 7:05 PM PDT Att: 19,328 - Unknown			
Eddie Mathews, L OBP: 0.245, SLG: 0.174 (1, 5)										4	0	0	0	0	1	1				
Hank Aaron, R OBP: 0.343, SLG: 0.559 (1, 9)										4	1	2	1	0	1	1				
Joe Torre, R OBP: 0.429, SLG: 0.679 (1, 2)										4	0	2	0	0	1	0				
Lee Thomas, L OBP: 0.311, SLG: 0.436 Tony Cloninger, R OBP: 0.290, SLG: 0.273 (9, PR)										2	0	0	0	0	0	2				
Rico Carty, R OBP: 0.352, SLG: 0.340 (1, 7)										4	0	0	0	0	1	2				
Denis Menke, R OBP: 0.433, SLG: 0.356 (1, 6)										3	0	0	0	1	1	1				
Woody Woodward, R OBP: 0.360, SLG: 0.200 Marty Keough, L OBP: 0.143, SLG: 0.143 Sandy Alomar Sr., S OBP: 0.200, SLG: 0.111 (7, PH)										2	0	0	0	0	2	2				
Hank Fischer, R Herb Hippauf, R Adrian Garrett, L Chi-Chi Olivo, R Miguel de la Hoz, R Arnold Umbach, R (1, 1) (3, 1) (5, PH) (5, 1) (8, PH) (8, 1)										1	0	0	0	0	1	0				
Inning Stats	R: 0 E: 0 K: 0 S: 5	H: 2 LOB: 2 BB: 0 P: 5	R: 0 E: 0 K: 2 S: 7	H: 0 LOB: 0 BB: 0 P: 7	R: 0 E: 0 K: 1 S: 6	H: 1 LOB: 1 BB: 0 P: 6	R: 0 E: 0 K: 2 S: 8	H: 1 LOB: 2 BB: 1 P: 12	R: 0 E: 0 K: 1 S: 5	H: 0 LOB: 0 BB: 0 P: 5	R: 0 E: 0 K: 1 S: 5	H: 0 LOB: 0 BB: 0 P: 5	R: 0 E: 0 K: 1 S: 5	H: 0 LOB: 0 BB: 0 P: 5	R: 1 E: 0 K: 1 S: 6	H: 1 LOB: 1 BB: 0 P: 7		1B: 2 2B: 2 3B: 0 HR: 1	SF: 0 SAC: 1 DP: 0 HBP: 1	WP: 0 PB: 0 SB: 0 CS: 0
PITCHER Don Sutton, R ERA: 2.32 (1, 1)	IP: 9.0 WLS: W BF: 34 H: 5 R: 1 ER: 1 SO: 10 BB: 1 IBB: 0 HBP: 1 BLK: 0 WP: 0 HR: 1 S: 52 P: 57 ERA: 1.00 WHIP: 0.667															PITCHER Don Sutton, R ERA: 2.32 (1, 1)	IP: 9.0 WLS: W BF: 34 H: 5 R: 1 ER: 1 SO: 10 BB: 1 IBB: 0 HBP: 1 BLK: 0 WP: 0 HR: 1 S: 52 P: 57 ERA: 1.00 WHIP: 0.667			

Batter	1	2	3	4	5	6	7	8	9	AB	R	H	RBI	BB	SO	LOB	BOTTOM	
Maury Wills, S OBP: 0.327, SLG: 0.267 (1, 6)										5	1	4	1	0	0	1	Atlanta Braves @ Los Angeles Dodgers Dodger Stadium, Los Angeles, CA Wed Apr 27 1966, 7:05 PM PDT Att: 19,328 - Unknown	
Wes Parker, S OBP: 0.365, SLG: 0.491 (1, 3)										4	0	1	3	0	0	3		
Willie Davis, L OBP: 0.385, SLG: 0.474 (1, 8)										4	0	2	0	0	0	3		
Ron Fairly, L OBP: 0.288, SLG: 0.235 (1, 9)										4	0	0	0	0	0	5		
Jim Lefebvre, S OBP: 0.386, SLG: 0.588 John Kennedy, R OBP: 0.313, SLG: 0.438 (8, 5)										4	0	1	0	0	0	2		
Lou Johnson, R OBP: 0.288, SLG: 0.339 (1, 7)										4	0	0	0	0	1	1		
John Roseboro, L OBP: 0.256, SLG: 0.378 (1, 2)										4	1	2	0	0	0	1		
Nate Oliver, R OBP: 0.377, SLG: 0.298 (1, 4)										4	1	2	0	0	1	1		
Don Sutton, R OBP: 0.462, SLG: 0.462 (1, 1)										4	1	2	0	0	1	3		
Inning Stats	R: 0 E: 0 K: 0 S: 4	H: 2 LOB: 1 BB: 0 P: 4	R: 0 E: 0 K: 0 S: 5	H: 2 LOB: 2 BB: 0 P: 5	R: 3 E: 0 K: 1 S: 9	H: 4 LOB: 1 BB: 0 P: 9	R: 0 E: 0 K: 1 S: 4	H: 1 LOB: 1 BB: 0 P: 4	R: 1 E: 0 K: 1 S: 8	H: 2 LOB: 2 BB: 0 P: 8	R: 0 E: 0 K: 1 S: 5	H: 0 LOB: 0 BB: 0 P: 5	R: 0 E: 0 K: 0 S: 4	H: 1 LOB: 1 BB: 0 P: 4	1B: 12 2B: 1 3B: 1 HR: 0	SF: 0 SAC: 1 DP: 0 HBP: 0		WP: 0 PB: 1 SB: 0 CS: 1
PITCHER Hank Fischer, R ERA: 2.81 Herb Hippauf, L ERA: 16.2 Chi-Chi Olivo, R ERA: 2.79 Arnold Umbach, R ERA: (1, 1) (3, 1) (5, 1) (8, 1)	IP: 2.1 WLS: L BF: 9 H: 4 R: 3 ER: 3 SO: 1 BB: 0 IBB: 0 HBP: 0 BLK: 0 WP: 0 HR: 0 S: 11 P: 11 ERA: 16.20 WHIP: 2.400															PITCHER Hank Fischer, R ERA: 2.81 Herb Hippauf, L ERA: 16.2 Chi-Chi Olivo, R ERA: 2.79 Arnold Umbach, R ERA: (1, 1) (3, 1) (5, 1) (8, 1)	IP: 2.1 WLS: L BF: 9 H: 4 R: 3 ER: 3 SO: 1 BB: 0 IBB: 0 HBP: 0 BLK: 0 WP: 0 HR: 0 S: 11 P: 11 ERA: 16.20 WHIP: 2.400	

AB	31
R	1
H	5
RBI	1
BB	1
SO	10
LOB	9



AB	37
R	4
H	14
RBI	4
BB	0
SO	3
LOB	20



Batter	1	2	3	4	5	6	7	8	9	AB	R	H	RBI	BB	SO	LOB	TOP					
Felipe Alou, R OBP: 0.411, SLG: 0.696 (1,7)	F2		P3		K			1B		4	0	1	0	0	1	0	Atlanta Braves @ Los Angeles Dodgers Dodger Stadium, Los Angeles, CA Thu Apr 28 1966, 7:05 PM PDT Att: 18,225 - Unknown					
Gary Geiger, L OBP: 0.273, SLG: 0.211 (1,8)	HBP		1B			4-3		1B		3	1	2	0	0	0	0						
Hank Aaron, R OBP: 0.352, SLG: 0.619 (1,9)	2B		F8			HR		G6-4-3		4	1	2	2	0	0	3						
Joe Torre, R OBP: 0.415, SLG: 0.655 (1,2)	K				K				6-3	2	0	0	0	0	2	1						
Rico Carty, R OBP: 0.339, SLG: 0.327 (5,2)	K				K					2	0	0	0	0	1	0						
Lee Thomas, L Cay Carroll, R Miguel de la Cruz, R Arnold Umbach, R Chi-Chi Olivo, R Arlan Gamble, L Billy O'Dell, S Gene Oliver, R Wesley Johnson, R	6-3				6-3				E6	1	0	0	0	0	0	0						
Eddie Mathews, L OBP: 0.246, SLG: 0.180 (1,5)		F8			1B				K	4	0	1	0	0	1	1						
Denis Menke, R OBP: 0.406, SLG: 0.327 (1,6)		K			K				P4	4	0	0	0	0	2	2						
Sandy Alomar Sr., S OBP: 0.154, SLG: 0.083 (1,4)		5-3				F8			K	3	0	0	0	0	1	0						
Wade Blasingame, L OBP: 0.600, SLG: 0.600 (1,1)					K				4-3	0	0	0	0	0	0	0						
Marty Keough, L OBP: 0.100, SLG: 0.100 (2,3)						F7				3	0	0	0	0	1	0						
Inning Stats	R: 1 E: 0 K: 1 S: 6	H: 1 LOB: 1 BB: 0 P: 7	R: 0 E: 0 K: 1 S: 5	H: 0 LOB: 0 BB: 0 P: 5	R: 0 E: 0 K: 1 S: 6	H: 1 LOB: 1 BB: 0 P: 6	R: 0 E: 0 K: 2 S: 8	H: 1 LOB: 0 BB: 0 P: 8	R: 0 E: 0 K: 1 S: 5	H: 0 LOB: 0 BB: 0 P: 5	R: 1 E: 0 K: 2 S: 8	H: 1 LOB: 0 BB: 0 P: 8	R: 0 E: 0 K: 1 S: 5	H: 0 LOB: 0 BB: 0 P: 5	R: 0 E: 0 K: 0 S: 4	H: 2 LOB: 1 BB: 0 P: 4	R: 0 E: 1 K: 1 S: 6	H: 0 LOB: 1 BB: 0 P: 6	1B: 4 2B: 1 3B: 0 HR: 1	SF: 0 SAC: 0 DP: 1 HBP: 1	WP: 0 PB: 0 SB: 0 CS: 0	PA: 34
PITCHER Don Drysdale, R ERA: 3.55 (1,1)	IP: 9.0 WLS: W BF: 34 H: 6 R: 2 ER: 2 SO: 10 BB: 0 IBB: 0 HBP: 1 BLK: 0 WP: 0 HR: 1 S: 53 P: 54 ERA: 2.00 WHIP: 0.667															PITCHER						

Batter	1	2	3	4	5	6	7	8	9	AB	R	H	RBI	BB	SO	LOB	BOTTOM					
Maury Wills, S OBP: 0.352, SLG: 0.286 (1,6)	4-3	WP 1B		4-3 2B	F7			6-3 BB		4	2	2	2	1	0	1	Atlanta Braves @ Los Angeles Dodgers Dodger Stadium, Los Angeles, CA Thu Apr 28 1966, 7:05 PM PDT Att: 18,225 - Unknown					
Wes Parker, S OBP: 0.338, SLG: 0.450 (1,3)	5-3	K		4-3		1-3		6-3		5	0	0	0	0	1	6						
Lou Johnson, R OBP: 0.317, SLG: 0.400 (1,9)	2B	1B		1B 2B		6-3				4	1	3	3	0	0	0						
Tommy Davis, R OBP: 0.385, SLG: 0.385 (1,7)	K	K2-3		1B 2B		K				3	0	1	0	0	2	2						
Ron Fairly, L OBP: 0.293, SLG: 0.231 (4, PR)	K			1B						1	0	0	0	0	1	0						
Jim Lefebvre, S OBP: 0.393, SLG: 0.636 (1,5)		HR		1B		F9				4	1	2	2	0	0	0						
Willie Davis, L OBP: 0.372, SLG: 0.452 (1,8)		1B		F8		G3				4	1	1	0	0	0	2						
Jeff Torborg, R OBP: 0.462, SLG: 0.435 (1,2)		1B BB		F8		6-3				3	1	0	0	1	0	0						
Nate Oliver, R OBP: 0.386, SLG: 0.286 (1,4)		3-1		1B BB		4-3				2	1	0	0	2	0	2						
Don Drysdale, R OBP: 0.200, SLG: 0.111 (1,1)	WP 1B BB			6-3		K				3	1	1	0	1	1	2						
Inning Stats	R: 0 E: 0 K: 1 S: 6	H: 1 LOB: 1 BB: 0 P: 6	R: 5 E: 0 K: 2 S: 11	H: 4 LOB: 2 BB: 2 P: 19	R: 0 E: 0 K: 0 S: 3	H: 0 LOB: 0 BB: 0 P: 3	R: 3 E: 0 K: 0 S: 7	H: 4 LOB: 2 BB: 1 P: 11	R: 0 E: 0 K: 1 S: 5	H: 0 LOB: 0 BB: 1 P: 9	R: 0 E: 0 K: 1 S: 5	H: 0 LOB: 0 BB: 0 P: 5	R: 0 E: 0 K: 0 S: 3	H: 0 LOB: 0 BB: 0 P: 3	R: 0 E: 0 K: 0 S: 3	H: 1 LOB: 1 BB: 1 P: 7	R: 0 E: 0 K: 0 S: 3	H: 1 LOB: 1 BB: 1 P: 7	1B: 7 2B: 2 3B: 0 HR: 1	SF: 0 SAC: 0 DP: 0 HBP: 0	WP: 2 PB: 0 SB: 0 CS: 0	PA: 38
PITCHER Wade Blasingame, L ERA: 6.17 (1,1)	IP: 1.2 WLS: L BF: 12 H: 5 R: 5 ER: 5 SO: 2 BB: 2 IBB: 0 HBP: 0 BLK: 0 WP: 1 HR: 1 S: 14 P: 22 ERA: 27.00 WHIP: 4.200															PITCHER						
Clay Carroll, R ERA: 0.44 (2,1)	1.1	4	0	0	0	1	0	0	0	0	0	6	6	0.00	0.000							
Arnold Umbach, R ERA: 16.2 (4,1)	0.2	7	4	3	3	0	1	0	0	0	1	0	6	10	40.50	7.500						
Chi-Chi Olivo, R ERA: 2.45 (4,1)	1.1	5	0	0	0	1	1	0	0	0	0	6	10	0.00	0.750							
Billy O'Dell, L ERA: 0.75 (6,1)	3.0	10	1	0	0	1	1	0	0	0	0	11	15	0.00	0.667							



Batter	1	2	3	4	5	6	7	8	9	AB	R	H	RBI	BB	SO	LOB	TOP								
Joe Morgan, L (1,4) OBP: 0.465, SLG: 0.532	P5		3-1		P3		6-3			4	0	0	0	1	0	0									
Sonny Jackson, L (1,6) OBP: 0.274, SLG: 0.300			K		1-3			F7		4	0	1	0	0	1	0									
Ron Brand, R (9,PH) OBP: 0.500, SLG: 0.500	G5-4-3 1B									1	0	1	1	0	0	0									
Jimmy Wynn, R (1,8) OBP: 0.304, SLG: 0.484	G5-4-3 1-2		S BB							3	1	1	0	2	0	3									
Dave Nicholson, R (1,9) OBP: 0.359, SLG: 0.382		L5	L6							3	0	0	0	2	1	3									
Chuck Harrison, R (1,3) OBP: 0.333, SLG: 0.450		HR		K						4	1	1	1	0	2	4									
Rusty Staub, L (1,7) OBP: 0.311, SLG: 0.412		1B		G3						4	0	2	1	0	1	2									
Bob Aspromonte, R (1,5) OBP: 0.313, SLG: 0.283		1B								4	0	2	0	0	0	4									
John Bateman, R (1,2) OBP: 0.298, SLG: 0.453		F7								3	0	0	0	1	1	3									
Nate Colbert, R (9,PH)				K						0	1	0	0	0	0	0									
Bill Heath, L (9,2)										0	0	0	0	0	0	0									
Barry Latman, R (1,1) OBP: 0.222, SLG: 0.125										2	0	0	0	0	1	2									
Bob Lillis, R (7,PH)		K								1	0	0	0	0	0	0									
Don Lee, R (7,1)										0	0	0	0	0	0	0									
Jim Gentile, L (9,PH)										1	0	0	0	0	1	1									
Carroll Sembera, R (9,1)										0	0	0	0	0	0	0									
Inning Stats	R: 0 E: 0 K: 0 S: 3	H: 1 LOB: 0 BB: 0 P: 3	R: 1 E: 0 K: 1 S: 8	H: 3 LOB: 2 BB: 0 P: 8	R: 0 E: 0 K: 1 S: 5	H: 0 LOB: 1 BB: 1 P: 9	R: 0 E: 0 K: 2 S: 8	H: 1 LOB: 0 BB: 0 P: 8	R: 0 E: 0 K: 0 S: 3	H: 0 LOB: 0 BB: 2 P: 3	R: 0 E: 0 K: 0 S: 7	H: 0 LOB: 2 BB: 2 P: 15	R: 0 E: 0 K: 0 S: 3	H: 0 LOB: 0 BB: 0 P: 3	R: 1 E: 0 K: 0 S: 5	H: 2 LOB: 2 BB: 1 P: 9	R: 1 E: 0 K: 2 S: 8	H: 1 LOB: 2 BB: 2 P: 16	1B: 6 2B: 1 3B: 0 HR: 1	SF: 0 SAC: 0 DP: 1 HBP: 0	WP: 0 PB: 0 SB: 1 CS: 0	PA: 40			
PITCHER	IP	WLS	BF	H	R	ER	SO	BB	IBB	HBP	BLK	WP	HR	S	P	ERA	WHIP								
Denny Lemaster, L (1,1) ERA: 3.0	7.2		33	7	2	2	6	4	0	0	0	0	1	41	57	2.35	1.435								
Clay Carroll, R (8,1) ERA: 0.97	0.1		2	0	1	1	0	1	0	0	0	0	0	1	5	27.00	3.000								
Billy O'Dell, L (9,1) ERA: 0.69	1.0	W	5	1	0	0	2	1	0	0	0	0	0	8	12	0.00	2.000								

Houston Astros @ Atlanta Braves
Atlanta Stadium, Atlanta, GA
Fri Apr 29 1966, 7:05 PM EDT
Att: 14,405 - Unknown - 72 F

AB	34
R	3
H	8
RBI	3
BB	6
SO	8
LOB	22



Batter	1	2	3	4	5	6	7	8	9	AB	R	H	RBI	BB	SO	LOB	BOTTOM								
Felipe Alou, R (1,7) OBP: 0.397, SLG: 0.658	CS HBP		P6		5-3		6-3		4-3	4	0	0	0	0	0	0									
Gary Geiger, L (1,8) OBP: 0.333, SLG: 0.261	F2									4	1	2	0	1	0	1									
Hank Aaron, R (1,9) OBP: 0.368, SLG: 0.652	K		F8							3	2	1	1	2	1	2									
Gene Oliver, R (1,2)										4	0	0	0	0	1	3									
Joe Torre, R (9,2) OBP: 0.415, SLG: 0.655		K	F2		E9		1-3			0	0	0	0	0	0	0									
Lee Thomas, L (1,3) OBP: 0.318, SLG: 0.483		WP 1B								4	1	2	1	0	1	1									
Eddie Mathews, L (1,5) OBP: 0.282, SLG: 0.189		1B								3	0	1	0	1	1	0									
Sandy Alomar Sr., S (1,4) OBP: 0.176, SLG: 0.125		1B								4	0	1	0	0	1	1									
Woody Woodward, R (1,6) OBP: 0.379, SLG: 0.182		1-3 2-H								2	0	0	0	2	1	0									
Denny Lemaster, R (1,1)										3	0	0	0	0	0	3									
Clay Carroll, R (8,1)										1	0	0	0	0	0	2									
Billy O'Dell, S (9,1)										0	0	0	0	0	0	0									
Inning Stats	R: 0 E: 0 K: 1 S: 4	H: 0 LOB: 1 BB: 0 P: 5	R: 0 E: 0 K: 1 S: 6	H: 2 LOB: 3 BB: 2 P: 14	R: 0 E: 0 K: 0 S: 3	H: 0 LOB: 1 BB: 1 P: 7	R: 1 E: 0 K: 3 S: 10	H: 1 LOB: 0 BB: 0 P: 10	R: 2 E: 1 K: 1 S: 7	H: 1 LOB: 1 BB: 1 P: 11	R: 0 E: 0 K: 0 S: 3	H: 0 LOB: 0 BB: 0 P: 3	R: 0 E: 0 K: 0 S: 4	H: 1 LOB: 2 BB: 1 P: 8	R: 0 E: 0 K: 0 S: 4	H: 1 LOB: 2 BB: 1 P: 8	R: 1 E: 0 K: 0 S: 3	H: 1 LOB: 0 BB: 0 P: 3	1B: 5 2B: 1 3B: 0 HR: 2	SF: 0 SAC: 0 DP: 1 HBP: 1	WP: 1 PB: 0 SB: 0 CS: 1	PA: 39			
PITCHER	IP	WLS	BF	H	R	ER	SO	BB	IBB	HBP	BLK	WP	HR	S	P	ERA	WHIP								
Barry Latman, R (1,1) ERA: 1.27	6.0		26	4	3	1	6	3	1	1	0	0	0	8	33	1.50	1.167								
Don Lee, R (7,1) ERA: 1.23	2.0		10	2	0	0	0	1	1	0	0	0	0	8	16	0.00	1.500								
Carroll Sembera, R (9,1) ERA: 3.86	0.2	L	3	1	1	1	0	0	0	0	0	0	1	3	3	13.50	1.500								

Houston Astros @ Atlanta Braves
Atlanta Stadium, Atlanta, GA
Fri Apr 29 1966, 7:05 PM EDT
Att: 14,405 - Unknown - 72 F

AB	32
R	4
H	7
RBI	2
BB	6
SO	6
LOB	13



Batter	1	2	3	4	5	6	7	8	9	AB	R	H	RBI	BB	SO	LOB	TOP									
Joe Morgan, L OBP: 0.493, SLG: 0.515 (1,4)	F5		F9			SH5-4 1B	K			4	0	1	0	0	1	1	Houston Astros @ Atlanta Braves Atlanta Stadium, Atlanta, GA Sat Apr 30 1966, 7:05 PM EDT Att: 18,891 - Unknown - 72 F									
Sonny Jackson, L OBP: 0.292, SLG: 0.317 (1,6)	K			FC5-4 1B		SH5-4 1-2		K		3	0	2	0	0	1	0										
Jimmy Wynn, R OBP: 0.315, SLG: 0.485 (1,8)	K			FC5-4 1-2		HR 1B				4	1	2	0	0	1	2										
Jim Gentile, L OBP: 0.352, SLG: 0.532 (1,3)		F7		BB		HR 1H		F7		3	1	1	2	1	0	1										
Rusty Staub, L OBP: 0.292, SLG: 0.382 (1,9) (6,7)	4-3			F3		F9			K HBP 1B	4	1	0	0	0	1	2										
Bob Aspromonte, R OBP: 0.309, SLG: 0.313 (1,5)	4-3			L8					F3	4	1	1	0	0	0	3										
Lee Maye, L OBP: 0.167, SLG: 0.205 Dave Nicholson, R OBP: 0.366, SLG: 0.371 (1,7) (6,9)			HR		F3		K			2	1	1	1	0	0	0										
John Bateman, R OBP: 0.311, SLG: 0.456 (1,2)		P4		6-3						4	0	2	1	0	0	0										
Larry Dierker, R Greg Sims, S Claude Raymond, R Frank Carpin, L Jim Owens, R (1,1) (7,PH) (7,1) (8,1) (8,1)		F7		5-3			F9		K	2	0	0	0	0	0	0										
Inning Stats	R: 0 E: 0 K: 1 S: 5	H: 1 LOB: 0 BB: 0 P: 5	R: 0 E: 0 K: 0 S: 3	H: 0 LOB: 0 BB: 0 P: 3	R: 1 E: 0 K: 0 S: 4	H: 1 LOB: 0 BB: 0 P: 4	R: 0 E: 1 K: 0 S: 4	H: 1 LOB: 2 BB: 1 P: 8	R: 0 E: 0 K: 0 S: 3	H: 0 LOB: 0 BB: 0 P: 3	R: 2 E: 0 K: 0 S: 5	H: 3 LOB: 0 BB: 0 P: 5	R: 1 E: 0 K: 2 S: 9	H: 2 LOB: 1 BB: 0 P: 9	R: 0 E: 0 K: 1 S: 5	H: 1 LOB: 0 BB: 0 P: 5		R: 1 E: 0 K: 2 S: 8	H: 1 LOB: 0 BB: 0 P: 9	1B: 7 2B: 0 3B: 1 HR: 2	SF: 0 SAC: 1 DP: 0 HBP: 1	WP: 1 PB: 1 SB: 1 CS: 2	PA: 36			
PITCHER	IP	WLS	BF	H	R	ER	SO	BB	IBB	HBP	BLK	WP	HR	S	P	ERA		WHIP								
Ken Johnson, R ERA: 1.71 Wade Blasingame, L ERA: 7.92 Chi-Chi Olivo, R ERA: 2.25 Phil Niekro, R ERA: 3.24 Hank Fischer, R ERA: 2.7	5.0		18	3	1	1	1	1	0	0	0	0	1	19	23	1.80		0.800								

Batter	1	2	3	4	5	6	7	8	9	AB	R	H	RBI	BB	SO	LOB	BOTTOM									
Felipe Alou, R OBP: 0.373, SLG: 0.615 (1,8)	L6		1-3		F9		P6		F9	5	0	0	0	0	0	4	Houston Astros @ Atlanta Braves Atlanta Stadium, Atlanta, GA Sat Apr 30 1966, 7:05 PM EDT Att: 18,891 - Unknown - 72 F									
Frank Bolling, R OBP: 0.192, SLG: 0.160 (1,4)	6-3		1-3			FC5-4 1B	E4 FC4		F8	5	0	1	0	0	0	3										
Hank Aaron, R OBP: 0.346, SLG: 0.606 (1,9)	K		FC5 2-3			F8	FC4 1-2		P6	5	0	0	0	0	1	5										
Joe Torre, R OBP: 0.466, SLG: 0.629 Sandy Alomar Sr., S OBP: 0.176, SLG: 0.125 (1,2) (8,PR) (9,6)		P4		6-3		FC5-4 HR 1-2				4	1	1	0	0	0	1										
Lee Thomas, L OBP: 0.329, SLG: 0.531 (1,3)				L9			HR 1H		F8	4	1	2	2	0	0	1										
Rico Carty, R OBP: 0.350, SLG: 0.377 (1,7)				F9		6-3				4	1	2	1	0	0	0										
Eddie Mathews, L OBP: 0.256, SLG: 0.214 Gene Oliver, R OBP: 0.100, SLG: 0.100 (1,5) (8,PH) (9,2)										3	0	1	0	0	1	2										
Denis Menke, R OBP: 0.397, SLG: 0.321 (1,6) (9,5)					F9					4	0	1	0	0	2	4										
Ken Johnson, R ERA: 1.71 Gary Gentry, L ERA: 4.7 Wade Blasingame, L ERA: 7.92 Chi-Chi Olivo, R ERA: 2.25 Marty Keough, L ERA: 3.56 Phil Niekro, R ERA: 3.24 Hank Fischer, R ERA: 2.7 (1,1) (5,PH) (8,1) (7,1) (8,1) (9,1)					6-3					1	0	1	0	0	0	0										
Inning Stats	R: 0 E: 0 K: 1 S: 5	H: 0 LOB: 0 BB: 0 P: 5	R: 0 E: 0 K: 2 S: 9	H: 2 LOB: 2 BB: 0 P: 9	R: 0 E: 0 K: 0 S: 4	H: 1 LOB: 1 BB: 0 P: 4	R: 0 E: 0 K: 0 S: 3	H: 0 LOB: 0 BB: 0 P: 3	R: 0 E: 0 K: 0 S: 4	H: 1 LOB: 1 BB: 0 P: 4	R: 2 E: 0 K: 0 S: 5	H: 2 LOB: 0 BB: 0 P: 5	R: 0 E: 2 K: 0 S: 6	H: 1 LOB: 3 BB: 0 P: 6	R: 2 E: 0 K: 2 S: 10	H: 3 LOB: 1 BB: 0 P: 10		R: 0 E: 0 K: 0 S: 3	H: 0 LOB: 0 BB: 0 P: 3	1B: 6 2B: 2 3B: 1 HR: 1	SF: 0 SAC: 0 DP: 0 HBP: 0	WP: 0 PB: 0 SB: 0 CS: 0	PA: 39			
PITCHER	IP	WLS	BF	H	R	ER	SO	BB	IBB	HBP	BLK	WP	HR	S	P	ERA		WHIP								
Larry Dierker, R ERA: 4.7 Claude Raymond, R ERA: 3.66 Frank Carpin, L ERA: 4.5 Jim Owens, R ERA: 3.48	6.0		24	6	2	2	3	0	0	0	0	0	0	9	9	3.00		1.000								

AB	33
R	5
H	10
RBI	4
BB	1
SO	6
LOB	11



AB	39
R	4
H	10
RBI	4
BB	0
SO	5
LOB	23

Batter	1	2	3	4	5	6	7	8	9	AB	R	H	RBI	BB	SO	LOB	TOP					
Joe Morgan, L OBP: 0.493, SLG: 0.507 (1, 4)										3	0	1	0	2	0	1	Houston Astros @ Atlanta Braves Atlanta Stadium, Atlanta, GA Sun May 01 1966, 3:33 AM EDT Att: 16,216 - Unknown - 75 F					
Sonny Jackson, L OBP: 0.286, SLG: 0.309 (1, 6)										5	1	1	0	0	1	5						
Jimmy Wynn, R OBP: 0.308, SLG: 0.457 (1, 8)										4	0	0	0	1	1	2						
Jim Gentile, L OBP: 0.373, SLG: 0.588 (1, 3)										4	2	2	2	0	2	0						
Rusty Staub, L OBP: 0.300, SLG: 0.373 (1, 9)										4	1	1	0	1	0	2						
Bob Aspromonte, R OBP: 0.315, SLG: 0.353 (1, 5)										4	0	2	1	0	0	4						
Lee Maye, L OBP: 0.234, SLG: 0.293 (1, 7)										2	2	1	1	3	0	1						
John Bateman, R OBP: 0.303, SLG: 0.484 (1, 2)										5	1	1	3	0	1	5						
Mike Cuellar, L OBP: 0.100, SLG: 0.100 (1, 1)										4	0	1	0	0	2	3						
Inning Stats	R: 2 E: 1 K: 0 S: 5	H: 2 LOB: 0 BB: 0 P: 5	R: 0 E: 0 K: 2 S: 8	H: 1 LOB: 3 BB: 2 P: 16	R: 0 E: 0 K: 1 S: 5	H: 0 LOB: 0 BB: 0 P: 5	R: 0 E: 0 K: 1 S: 6	H: 1 LOB: 1 BB: 0 P: 6	R: 0 E: 0 K: 1 S: 6	H: 1 LOB: 3 BB: 1 P: 11	R: 1 E: 0 K: 1 S: 6	H: 1 LOB: 1 BB: 1 P: 10	R: 4 E: 0 K: 0 S: 6	H: 3 LOB: 1 BB: 2 P: 14	R: 0 E: 0 K: 1 S: 5	H: 0 LOB: 0 BB: 0 P: 5	R: 0 E: 0 K: 0 S: 3	H: 1 LOB: 1 BB: 1 P: 7	1B: 5 2B: 3 3B: 0 HR: 3	SF: 1 SAC: 0 DP: 1 HBP: 1	WP: 0 PB: 0 SB: 1 CS: 0	PA: 44
PITCHER	IP WLS BF H R ER SO BB IBB HBP BLK WP HR S P ERA WHIP																					
Tony Cloninger, R ERA: 3.67 (1, 1)	6.0 L 31 7 5 5 6 4 1 1 0 0 0 2 37 58 7.50 1.833																					
Chi-Chi Olivo, R ERA: 3.45 (7, 1)	1.0 6 2 2 2 0 0 1 0 0 0 1 5 9 18.00 2.000																					
Arnold Umbach, R ERA: 10.13 (8, 1)	1.0 3 0 0 0 1 0 0 0 0 0 0 5 5 0.00 0.000																					
Herb Hippauf, L ERA: 10.13 (9, 1)	1.0 4 1 0 0 0 1 0 0 0 0 0 0 3 7 0.00 2.000																					

Batter	1	2	3	4	5	6	7	8	9	AB	R	H	RBI	BB	SO	LOB	BOTTOM					
Felipe Alou, R OBP: 0.368, SLG: 0.598 (1, 8)										4	0	1	0	0	0	0	Houston Astros @ Atlanta Braves Atlanta Stadium, Atlanta, GA Sun May 01 1966, 3:33 AM EDT Att: 16,216 - Unknown - 75 F					
Frank Bolling, R OBP: 0.200, SLG: 0.172 (1, 4)										4	0	1	0	0	0	1						
Hank Aaron, R OBP: 0.341, SLG: 0.627 (1, 9)										4	1	1	1	0	0	1						
Joe Torre, R OBP: 0.397, SLG: 0.600 (1, 2)										3	0	0	0	1	1	1						
Lee Thomas, L OBP: 0.324, SLG: 0.507 (1, 3)										3	0	0	0	1	0	0						
Rico Carty, R OBP: 0.344, SLG: 0.368 (1, 7)										4	0	1	0	0	0	2						
Eddie Mathews, L OBP: 0.269, SLG: 0.207 (1, 5)										2	0	0	0	1	0	0						
Denis Menke, R OBP: 0.380, SLG: 0.304 (1, 6)										3	0	0	0	0	1	2						
Tony Cloninger, R OBP: 0.214, SLG: 0.231 (1, 1)										2	0	0	0	0	0	0						
Chi-Chi Olivo, R (7, 1)										0	0	0	0	0	0	0						
Arnold Umbach, R (8, 1)										0	0	0	0	0	0	0						
Miguel de la Hoz, R (8, PH)										1	0	0	0	0	1	0						
Herb Hippauf, R (9, 1)										0	0	0	0	0	0	0						
Inning Stats	R: 0 E: 0 K: 0 S: 3	H: 0 LOB: 0 BB: 0 P: 3	R: 0 E: 0 K: 0 S: 4	H: 1 LOB: 2 BB: 1 P: 8	R: 0 E: 0 K: 0 S: 3	H: 0 LOB: 0 BB: 0 P: 3	R: 0 E: 0 K: 0 S: 2	H: 0 LOB: 1 BB: 2 P: 10	R: 0 E: 0 K: 1 S: 5	H: 0 LOB: 0 BB: 0 P: 5	R: 0 E: 0 K: 0 S: 4	H: 1 LOB: 1 BB: 0 P: 4	R: 0 E: 0 K: 0 S: 3	H: 0 LOB: 0 BB: 0 P: 3	R: 0 E: 0 K: 1 S: 6	H: 1 LOB: 1 BB: 0 P: 6	R: 1 E: 0 K: 1 S: 6	H: 1 LOB: 0 BB: 0 P: 6	1B: 3 2B: 0 3B: 0 HR: 1	SF: 0 SAC: 0 DP: 1 HBP: 0	WP: 0 PB: 0 SB: 0 CS: 0	PA: 33
PITCHER	IP WLS BF H R ER SO BB IBB HBP BLK WP HR S P ERA WHIP																					
Mike Cuellar, L ERA: 0.63 (1, 1)	9.0 W 33 4 1 1 3 3 0 0 0 0 0 1 36 48 1.00 0.778																					



Batter	1	2	3	4	5	6	7	8	9	AB	R	H	RBI	BB	SO	LOB	TOP			
John Briggs, L (1, 8) OBP: 0.282, SLG: 0.400										4	0	0	0	0	2	0	Philadelphia Phillies @ Atlanta Braves Atlanta Stadium, Atlanta, GA Wed May 04 1966, 7:05 PM EDT Att: 11,588 - Unknown			
Dick Groat, R (1, 6) OBP: 0.311, SLG: 0.414 Bobby Wine, R (8, 6) OBP: 0.167, SLG: 0.167										4	1	1	0	0	0	0				
Bill White, L (1, 3) OBP: 0.318, SLG: 0.364										4	0	2	0	0	0	0				
Johnny Callison, L (1, 9) OBP: 0.269, SLG: 0.333										4	0	1	1	0	1	1				
Tony Gonzalez, L (1, 7) OBP: 0.273, SLG: 0.500										4	1	1	1	0	1	2				
Cookie Rojas, R (1, 4) OBP: 0.316, SLG: 0.345										4	0	0	0	0	1	2				
Tony Taylor, R (1, 5) OBP: 0.302, SLG: 0.354										3	0	1	0	0	0	2				
Clay Dalrymple, L (1, 2) OBP: 0.414, SLG: 0.292 Bob Uecker, R (7, 2) OBP: 0.310, SLG: 0.458										3	0	1	0	0	0	0				
Chris Short, R (1, 1) OBP: 0.118, SLG: 0.118										3	0	0	0	0	2	2				
Inning Stats	R: 0 E: 0 K: 1 S: 5	H: 0 LOB: 0 BB: 0 P: 5	R: 1 E: 0 K: 1 S: 6	H: 1 LOB: 0 BB: 0 P: 6	R: 0 E: 0 K: 1 S: 5	H: 0 LOB: 0 BB: 0 P: 5	R: 1 E: 0 K: 0 S: 6	H: 3 LOB: 2 BB: 0 P: 6	R: 0 E: 0 K: 0 S: 3	H: 0 LOB: 0 BB: 0 P: 3	R: 0 E: 0 K: 3 S: 11	H: 2 LOB: 2 BB: 0 P: 11	R: 0 E: 0 K: 1 S: 5	H: 0 LOB: 0 BB: 0 P: 5	R: 0 E: 0 K: 0 S: 3	H: 0 LOB: 0 BB: 0 P: 3		1B: 6 2B: 0 3B: 0 HR: 1	SF: 0 SAC: 0 DP: 1 HBP: 0	WP: 0 PB: 0 SB: 0 CS: 0
PITCHER	IP WLS BF H R ER SO BB IBB HBP BLK WP HR S P ERA WHIP																			
Ken Johnson, R (1, 1) ERA: 1.95	6.0 L 22 5 2 2 3 0 0 0 0 0 0 1 28 28 3.00 0.833																			
Clay Carroll, R (7, 1) ERA: 1.5	2.0 8 2 0 0 4 0 0 0 0 0 0 0 16 16 0.00 1.000																			
Billy O'Dell, L (9, 1) ERA: 1.69	1.0 3 0 0 0 0 0 0 0 0 0 0 0 3 3 0.00 0.000																			

Batter	1	2	3	4	5	6	7	8	9	AB	R	H	RBI	BB	SO	LOB	BOTTOM			
Felipe Alou, R (1, 8) OBP: 0.351, SLG: 0.554										4	0	0	0	0	1	0	Philadelphia Phillies @ Atlanta Braves Atlanta Stadium, Atlanta, GA Wed May 04 1966, 7:05 PM EDT Att: 11,588 - Unknown			
Woody Woodward, R (1, 6) OBP: 0.395, SLG: 0.267										3	0	0	0	1	0	0				
Hank Aaron, R (1, 9) OBP: 0.330, SLG: 0.595										4	0	0	0	0	1	1				
Joe Torre, R (1, 2) OBP: 0.390, SLG: 0.603										3	0	0	0	1	0	1				
Rico Carty, R (1, 7) OBP: 0.338, SLG: 0.350										3	0	0	0	0	0	1				
Lee Thomas, L (1, 3) OBP: 0.293, SLG: 0.453										3	0	0	0	0	1	1				
Denis Menke, R (1, 5) OBP: 0.392, SLG: 0.381										3	1	2	1	0	0	0				
Sandy Alomar Sr., S (1, 4) OBP: 0.167, SLG: 0.118 Miguel de la Hoz, R (5, PH) OBP: 0.077, SLG: 0.077 (6, 4)										1	0	0	0	0	0	0				
Ken Johnson, R (1, 1) OBP: 0.222, SLG: 0.444 Frank Bolling, R (6, PH) OBP: 0.168, SLG: 0.161 Clay Carroll, R (7, 1) Gene Oliver, R (8, PH) OBP: 0.091, SLG: 0.091 Billy O'Dell, S (9, 1)										1	0	0	0	0	1	0				
Inning Stats	R: 0 E: 0 K: 0 S: 3	H: 0 LOB: 0 BB: 0 P: 3	R: 0 E: 0 K: 0 S: 3	H: 0 LOB: 0 BB: 0 P: 3	R: 0 E: 0 K: 1 S: 5	H: 0 LOB: 0 BB: 0 P: 5	R: 0 E: 0 K: 0 S: 3	H: 0 LOB: 1 BB: 1 P: 7	R: 0 E: 0 K: 0 S: 4	H: 1 LOB: 1 BB: 0 P: 4	R: 0 E: 0 K: 2 S: 7	H: 0 LOB: 1 BB: 1 P: 11	R: 1 E: 0 K: 2 S: 8	H: 1 LOB: 0 BB: 0 P: 8	R: 0 E: 0 K: 0 S: 3	H: 0 LOB: 0 BB: 0 P: 3		1B: 1 2B: 0 3B: 0 HR: 1	SF: 0 SAC: 0 DP: 0 HBP: 0	WP: 0 PB: 0 SB: 0 CS: 0
PITCHER	IP WLS BF H R ER SO BB IBB HBP BLK WP HR S P ERA WHIP																			
Chris Short, L (1, 1) ERA: 1.77	9.0 W 31 2 1 1 5 2 0 0 0 0 0 1 39 47 1.00 0.444																			

Batter	1	2	3	4	5	6	7	8	9	AB	R	H	RBI	BB	SO	LOB	TOP							
John Briggs, L (1, 8) OBP: 0.341, SLG: 0.421										3	1	2	0	2	0	2	Philadelphia Phillies @ Atlanta Braves Atlanta Stadium, Atlanta, GA Thu May 05 1966, 7:05 PM EDT Att: 11,236 - Unknown							
Dick Groat, R (1, 6) OBP: 0.354, SLG: 0.433										2	0	2	0	2	0	0								
Bill White, L (1, 3) OBP: 0.296, SLG: 0.333										5	0	0	0	0	0	9								
Johnny Callison, L (1, 9) OBP: 0.306, SLG: 0.386										4	1	3	1	1	0	3								
Tony Gonzalez, L (1, 7) OBP: 0.308, SLG: 0.478										3	0	1	1	1	0	2								
Jackie Brandt, R (9, PH) OBP: 0.276, SLG: 0.269										1	0	0	0	0	1	1								
Cookie Rojas, R (1, 4) OBP: 0.280, SLG: 0.317										5	0	0	0	0	1	7								
Tony Taylor, R (1, 5) OBP: 0.316, SLG: 0.423										4	1	2	1	0	0	0								
Gary Wagner, R (7, 1)										0	0	0	0	0	0	0								
Bo Belinsky, L (7, 1)										0	0	0	0	0	0	0								
Roger Craig, R (8, 1)										0	0	0	0	0	0	0								
Bob Uecker, R (9, PH) OBP: 0.300, SLG: 0.440										1	0	0	0	0	1	1								
Clay Dalrymple, L (1, 2) OBP: 0.324, SLG: 0.321										4	0	2	0	0	1	0								
Larry Jackson, R (1, 1)										2	0	0	0	0	0	1								
Darold Knowles, L (7, 1) OBP: 0.333, SLG: 0.333										0	0	0	0	0	0	0								
Phil Linz, R (7, 5) OBP: 0.250, SLG: 0.250										0	0	0	0	0	0	0								
Harvey Kuenn, R (8, PH) OBP: 0.231, SLG: 0.308										1	0	0	0	0	1	0								
Inning Stats	R: 0 E: 0 K: 0 S: 4	H: 1 LOB: 3 BB: 2 P: 12	R: 0 E: 0 K: 0 S: 4	H: 2 LOB: 1 BB: 0 P: 4	R: 0 E: 0 K: 1 S: 6	H: 1 LOB: 2 BB: 1 P: 10	R: 0 E: 0 K: 1 S: 5	H: 0 LOB: 0 BB: 0 P: 5	R: 2 E: 0 K: 0 S: 6	H: 4 LOB: 1 BB: 0 P: 6	R: 1 E: 0 K: 0 S: 6	H: 3 LOB: 3 BB: 1 P: 10	R: 0 E: 0 K: 0 S: 3	H: 0 LOB: 0 BB: 0 P: 3	R: 0 E: 0 K: 1 S: 5	H: 0 LOB: 2 BB: 2 P: 13	R: 0 E: 0 K: 2 S: 8	H: 1 LOB: 1 BB: 0 P: 8	1B: 10 2B: 1 3B: 1 HR: 1	SF: 0 SAC: 2 DP: 1 HBP: 0	WP: 0 PB: 0 SB: 2 CS: 0	PA: 43		
PITCHER	IP WLS BF H R ER SO BB IBB HBP BLK WP HR S P ERA WHIP	IP WLS BF H R ER SO BB IBB HBP BLK WP HR S P ERA WHIP	IP WLS BF H R ER SO BB IBB HBP BLK WP HR S P ERA WHIP	IP WLS BF H R ER SO BB IBB HBP BLK WP HR S P ERA WHIP	IP WLS BF H R ER SO BB IBB HBP BLK WP HR S P ERA WHIP	IP WLS BF H R ER SO BB IBB HBP BLK WP HR S P ERA WHIP	IP WLS BF H R ER SO BB IBB HBP BLK WP HR S P ERA WHIP	IP WLS BF H R ER SO BB IBB HBP BLK WP HR S P ERA WHIP	IP WLS BF H R ER SO BB IBB HBP BLK WP HR S P ERA WHIP	IP WLS BF H R ER SO BB IBB HBP BLK WP HR S P ERA WHIP	IP WLS BF H R ER SO BB IBB HBP BLK WP HR S P ERA WHIP	IP WLS BF H R ER SO BB IBB HBP BLK WP HR S P ERA WHIP	IP WLS BF H R ER SO BB IBB HBP BLK WP HR S P ERA WHIP	IP WLS BF H R ER SO BB IBB HBP BLK WP HR S P ERA WHIP	IP WLS BF H R ER SO BB IBB HBP BLK WP HR S P ERA WHIP	IP WLS BF H R ER SO BB IBB HBP BLK WP HR S P ERA WHIP	IP WLS BF H R ER SO BB IBB HBP BLK WP HR S P ERA WHIP	IP WLS BF H R ER SO BB IBB HBP BLK WP HR S P ERA WHIP	IP WLS BF H R ER SO BB IBB HBP BLK WP HR S P ERA WHIP	IP WLS BF H R ER SO BB IBB HBP BLK WP HR S P ERA WHIP	IP WLS BF H R ER SO BB IBB HBP BLK WP HR S P ERA WHIP	IP WLS BF H R ER SO BB IBB HBP BLK WP HR S P ERA WHIP	IP WLS BF H R ER SO BB IBB HBP BLK WP HR S P ERA WHIP	
Tony Cloninger, R (1, 1) ERA: 3.86	5.1	WLS: 29	BF: 11	H: 3	R: 3	ER: 3	SO: 2	BB: 4	IBB: 0	HBP: 0	BLK: 0	WP: 0	HR: 1	S: 29	P: 45	ERA: 5.06	WHIP: 2.812							
Chi-Chi Olivo, R (6, 1) ERA: 2.93	1.2	WLS: 5	BF: 0	H: 0	R: 0	ER: 0	SO: 0	BB: 0	IBB: 0	HBP: 0	BLK: 0	WP: 0	HR: 0	S: 5	P: 5	ERA: 0.00	WHIP: 0.000							
Phil Niekro, R (8, 1) ERA: 2.45	0.2	WLS: 4	BF: 0	H: 0	R: 0	ER: 0	SO: 1	BB: 2	IBB: 0	HBP: 0	BLK: 0	WP: 0	HR: 0	S: 4	P: 12	ERA: 0.00	WHIP: 3.000							
Billy O'Dell, L (8, 1) ERA: 1.56	1.1	WLS: 5	BF: 1	H: 0	R: 0	ER: 0	SO: 2	BB: 0	IBB: 0	HBP: 0	BLK: 0	WP: 0	HR: 0	S: 9	P: 9	ERA: 0.00	WHIP: 0.750							

AB	35
R	3
H	12
RBI	3
BB	6
SO	5
LOB	26



Batter	1	2	3	4	5	6	7	8	9	AB	R	H	RBI	BB	SO	LOB	BOTTOM							
Felipe Alou, R (1, 8) OBP: 0.347, SLG: 0.542										4	1	1	1	0	0	0	Philadelphia Phillies @ Atlanta Braves Atlanta Stadium, Atlanta, GA Thu May 05 1966, 7:05 PM EDT Att: 11,236 - Unknown							
Woody Woodward, R (1, 4) OBP: 0.405, SLG: 0.294										4	0	2	0	0	0	1								
Hank Aaron, R (1, 9) OBP: 0.327, SLG: 0.591										4	0	1	1	0	0	1								
Lee Thomas, L (1, 3) OBP: 0.302, SLG: 0.494										4	1	2	1	0	0	1								
Joe Torre, R (1, 2) OBP: 0.384, SLG: 0.623										4	1	1	1	0	0	2								
Rico Carty, R (1, 7) OBP: 0.333, SLG: 0.344										4	0	1	0	0	0	0								
Marty Keough, L (9, 7) OBP: 0.083, SLG: 0.083										0	0	0	0	0	0	0								
Eddie Mathews, L (1, 5) OBP: 0.287, SLG: 0.188										2	0	0	0	1	1	1								
Frank Bolling, R (7, 4) OBP: 0.182, SLG: 0.156										1	0	0	0	0	0	0								
Denis Menke, R (1, 6) OBP: 0.402, SLG: 0.409										3	1	2	0	0	0	1								
Tony Cloninger, R (1, 1) OBP: 0.188, SLG: 0.200										2	0	0	0	0	1	3								
Chi-Chi Olivo, R (6, 1)										0	0	0	0	0	0	0								
Gary Geiger, L (7, PH) OBP: 0.353, SLG: 0.448										1	0	0	0	0	0	1								
Phil Niekro, R (8, 1)										0	0	0	0	0	0	0								
Billy O'Dell, S (8, 1)										0	0	0	0	0	0	0								
Inning Stats	R: 0 E: 1 K: 0 S: 5	H: 2 LOB: 2 BB: 0 P: 5	R: 0 E: 0 K: 1 S: 6	H: 1 LOB: 1 BB: 0 P: 6	R: 0 E: 0 K: 0 S: 3	H: 0 LOB: 0 BB: 0 P: 3	R: 1 E: 0 K: 0 S: 5	H: 2 LOB: 2 BB: 1 P: 9	R: 0 E: 0 K: 0 S: 3	H: 1 LOB: 0 BB: 0 P: 3	R: 1 E: 0 K: 1 S: 6	H: 1 LOB: 0 BB: 0 P: 6	R: 2 E: 0 K: 0 S: 6	H: 3 LOB: 1 BB: 0 P: 6	R: 0 E: 0 K: 0 S: 3	H: 0 LOB: 0 BB: 0 P: 3	1B: 6 2B: 2 3B: 0 HR: 2	SF: 0 SAC: 0 DP: 0 HBP: 0	WP: 0 PB: 0 SB: 0 CS: 0	PA: 34				
PITCHER	IP WLS BF H R ER SO BB IBB HBP BLK WP HR S P ERA WHIP	IP WLS BF H R ER SO BB IBB HBP BLK WP HR S P ERA WHIP	IP WLS BF H R ER SO BB IBB HBP BLK WP HR S P ERA WHIP	IP WLS BF H R ER SO BB IBB HBP BLK WP HR S P ERA WHIP	IP WLS BF H R ER SO BB IBB HBP BLK WP HR S P ERA WHIP	IP WLS BF H R ER SO BB IBB HBP BLK WP HR S P ERA WHIP	IP WLS BF H R ER SO BB IBB HBP BLK WP HR S P ERA WHIP	IP WLS BF H R ER SO BB IBB HBP BLK WP HR S P ERA WHIP	IP WLS BF H R ER SO BB IBB HBP BLK WP HR S P ERA WHIP	IP WLS BF H R ER SO BB IBB HBP BLK WP HR S P ERA WHIP	IP WLS BF H R ER SO BB IBB HBP BLK WP HR S P ERA WHIP	IP WLS BF H R ER SO BB IBB HBP BLK WP HR S P ERA WHIP	IP WLS BF H R ER SO BB IBB HBP BLK WP HR S P ERA WHIP	IP WLS BF H R ER SO BB IBB HBP BLK WP HR S P ERA WHIP	IP WLS BF H R ER SO BB IBB HBP BLK WP HR S P ERA WHIP	IP WLS BF H R ER SO BB IBB HBP BLK WP HR S P ERA WHIP	IP WLS BF H R ER SO BB IBB HBP BLK WP HR S P ERA WHIP	IP WLS BF H R ER SO BB IBB HBP BLK WP HR S P ERA WHIP	IP WLS BF H R ER SO BB IBB HBP BLK WP HR S P ERA WHIP	IP WLS BF H R ER SO BB IBB HBP BLK WP HR S P ERA WHIP	IP WLS BF H R ER SO BB IBB HBP BLK WP HR S P ERA WHIP	IP WLS BF H R ER SO BB IBB HBP BLK WP HR S P ERA WHIP	IP WLS BF H R ER SO BB IBB HBP BLK WP HR S P ERA WHIP	
Larry Jackson, R (1, 1) ERA: 7.65	6.0	WLS: 26	BF: 8	H: 3	R: 3	ER: 3	SO: 2	BB: 1	IBB: 0	HBP: 0	BLK: 0	WP: 0	HR: 2	S: 29	P: 33	ERA: 4.50	WHIP: 1.500							
Darold Knowles, L (7, 1) ERA: 3.75	0.1	WLS: 1	BF: 0	H: 0	R: 0	ER: 0	SO: 0	BB: 0	IBB: 0	HBP: 0	BLK: 0	WP: 0	HR: 0	S: 1	P: 1	ERA: 0.00	WHIP: 0.000							
Gary Wagner, R (7, 1) ERA: 3.86	0.1	WLS: 3	BF: 2	H: 1	R: 1	ER: 1	SO: 0	BB: 0	IBB: 0															

Batter	1	2	3	4	5	6	7	8	9	AB	R	H	RBI	BB	SO	LOB	TOP		
Felipe Alou, R <small>OBP: 0.349, SLG: 0.535</small> (1, 8)	F3		CS 1B			5-3			1B K	5	1	2	0	0	1	1			
Woody Woodward, R <small>OBP: 0.336, SLG: 0.278</small> Gary Geiger, L <small>OBP: 0.343, SLG: 0.433</small> Sandy Alomar Sr., S <small>OBP: 0.167, SLG: 0.118</small> Frank Bolling, R <small>OBP: 0.176, SLG: 0.152</small> (7, PH) (9, PH)	1-3		CS	F5			K		F7	2	0	0	0	0	0	0			
Hank Aaron, R <small>OBP: 0.333, SLG: 0.578</small> (1, 9)	F8			K					1B 2B BB	2	1	0	0	2	1	0			
Lee Thomas, L <small>OBP: 0.289, SLG: 0.470</small> (1, 3)		K		F8					K	4	0	0	0	0	2	3			
Joe Torre, R <small>OBP: 0.400, SLG: 0.620</small> (1, 2)		BB			K				4-3 HBP	2	1	1	1	1	1	0			
Rico Carty, R <small>OBP: 0.329, SLG: 0.353</small> (1, 7)		K			F8				P6	4	1	1	1	0	1	2			
Eddie Mathews, L <small>OBP: 0.266, SLG: 0.191</small> (1, 5)				4-3					4-3 1-2	4	1	1	2	0	0	2			
Denis Menke, R <small>OBP: 0.407, SLG: 0.435</small> (1, 6)				6-3					2B 1B	3	1	1	1	1	1	0			
Denny Lemaster, R <small>OBP: 0.083, SLG: 0.083</small> (1, 1)				6-3					1B 3B	4	0	1	1	0	1	2			
Inning Stats	R: 0 E: 0 K: 0 S: 3	H: 0 LOB: 0 BB: 0 P: 3	R: 0 E: 0 K: 2 S: 7	H: 0 LOB: 1 BB: 1 P: 11	R: 0 E: 0 K: 0 S: 3	H: 1 LOB: 0 BB: 0 P: 3	R: 0 E: 0 K: 1 S: 5	H: 0 LOB: 0 BB: 0 P: 5	R: 0 E: 0 K: 1 S: 5	H: 0 LOB: 0 BB: 0 P: 5	R: 0 E: 0 K: 1 S: 4	H: 0 LOB: 0 BB: 1 P: 8	R: 0 E: 0 K: 0 S: 3	H: 0 LOB: 2 BB: 1 P: 8	R: 6 E: 1 K: 2 S: 13	H: 6 LOB: 1 BB: 1 P: 17	1B: 5 2B: 1 3B: 1 HR: 0	SF: 0 SAC: 0 DP: 0 HBP: 1	WP: 0 PA: 38 PB: 0 SB: 0 CS: 1
PITCHER	IP	WLS	BF	H	R	ER	SO	BB	IBB	HBP	BLK	WP	HR	S	P	ERA	WHIP		
Barry Latman, R <small>ERA: 2.1</small> (1, 1)	8.2	L	33	4	4	4	8	3	1	1	0	0	0	44	61	4.15	0.808		
Frank Carpin, L <small>ERA: 11.37</small> (9, 1)	0.0		3	3	2	2	0	0	0	0	0	0	0	3	3	∞	∞		
Claude Raymond, R <small>ERA: 2.89</small> (9, 1)	0.1		1	0	0	0	1	0	0	0	0	0	0	3	3	0.00	0.000		

Atlanta Braves @ Houston Astros
Astrodome, Houston, TX
Fri May 06 1966, 8:05 PM EDT
Att: 22,948 - Dome

AB 32
R 6
H 7
RBI 6
BB 4
SO 9
LOB 11



Batter	1	2	3	4	5	6	7	8	9	AB	R	H	RBI	BB	SO	LOB	BOTTOM		
Joe Morgan, L <small>OBP: 0.475, SLG: 0.518</small> (1, 4)	2B BB		K			FC6-4 1B			6-3	3	0	1	0	1	1	0			
Sonny Jackson, L <small>OBP: 0.303, SLG: 0.322</small> (1, 6)	K		6-3			FC6-4 1-2			S 1B	4	0	1	0	0	1	3			
Jimmy Wynn, R <small>OBP: 0.292, SLG: 0.407</small> (1, 8)	K			6-3					F7 F9 1-2	4	0	0	0	0	1	2			
Dave Nicholson, R <small>OBP: 0.412, SLG: 0.512</small> (1, 9)									3-1	3	0	2	0	1	0	0			
Chuck Harrison, R <small>OBP: 0.242, SLG: 0.310</small> (1, 3)	P4								1B BB	4	0	0	0	0	2	5			
Rusty Staub, L <small>OBP: 0.284, SLG: 0.320</small> (1, 7)		F8				G3			FC2-6 1B	4	0	1	0	0	0	1			
Bob Aspromonte, R <small>OBP: 0.300, SLG: 0.333</small> (1, 5)		K							FC2-6 1-2	4	0	0	0	0	1	1			
John Bateman, R <small>OBP: 0.329, SLG: 0.514</small> (1, 2)				5-3					6-3 K	4	0	1	0	0	1	1			
Barry Latman, R <small>OBP: 0.250, SLG: 0.182</small> Frank Carpin, L Claude Raymond, R Felix Mantilla, R (9, PH)				5-3					F2	3	0	1	0	0	0	1			
Inning Stats	R: 0 E: 0 K: 2 S: 8	H: 1 LOB: 2 BB: 1 P: 12	R: 0 E: 0 K: 1 S: 5	H: 0 LOB: 0 BB: 0 P: 5	R: 0 E: 0 K: 1 S: 5	H: 0 LOB: 0 BB: 0 P: 5	R: 0 E: 0 K: 0 S: 4	H: 1 LOB: 0 BB: 0 P: 4	R: 0 E: 0 K: 0 S: 5	H: 2 LOB: 2 BB: 0 P: 5	R: 0 E: 0 K: 1 S: 6	H: 1 LOB: 1 BB: 0 P: 6	R: 0 E: 0 K: 1 S: 6	H: 1 LOB: 2 BB: 1 P: 10	R: 0 E: 0 K: 0 S: 4	H: 1 LOB: 1 BB: 0 P: 4	1B: 5 2B: 1 3B: 1 HR: 0	SF: 0 SAC: 0 DP: 0 HBP: 0	WP: 0 PA: 36 PB: 0 SB: 1 CS: 0
PITCHER	IP	WLS	BF	H	R	ER	SO	BB	IBB	HBP	BLK	WP	HR	S	P	ERA	WHIP		
Denny Lemaster, L <small>ERA: 2.1</small> (1, 1)	9.0	W	36	7	0	0	7	2	0	0	0	0	0	48	56	0.00	1.000		

Atlanta Braves @ Houston Astros
Astrodome, Houston, TX
Fri May 06 1966, 8:05 PM EDT
Att: 22,948 - Dome

AB 34
R 0
H 7
RBI 0
BB 2
SO 7
LOB 15



Batter	1	2	3	4	5	6	7	8	9	AB	R	H	RBI	BB	SO	LOB	TOP								
Felipe Alou, R OBP: 0.330, SLG: 0.500 (1, 8)	6-3		L7		FC5-4			E SH3-4 1B	L4	5	1	1	0	0	0	1	Atlanta Braves @ Houston Astros Astrodome, Houston, TX Sun May 08 1966, 4:33 AM EDT Att: 23,304 - Dome								
Woody Woodward, R OBP: 0.375, SLG: 0.275 (1, 6)	1-3					1-3		SH3-4		3	0	1	0	0	0	0									
Hank Aaron, R OBP: 0.336, SLG: 0.588 (1, 9)	HR		G4-6-3 1B			F8		E3 1B		4	2	1	1	0	0	2									
Joe Torre, R OBP: 0.398, SLG: 0.593 (1, 2)	1B			1-3		6-3		1B		4	0	2	1	0	0	0									
Lee Thomas, L OBP: 0.286, SLG: 0.451 (1, 3)	1B			3-1			K	1B		4	0	2	1	0	1	0									
Gene Oliver, R OBP: 0.071, SLG: 0.071 (8, PH)	K			1-3			6-3	K		3	0	0	0	0	1	2									
Gary Geiger, L OBP: 0.359, SLG: 0.441 (8, 8)										1	0	0	0	0	1	2									
Eddie Mathews, L OBP: 0.264, SLG: 0.211 (1, 5)		P5			G3			F8		4	1	1	0	0	0	2									
Sandy Alomar Sr., S OBP: 0.150, SLG: 0.105 (7, PH)		5-3			5-3					2	0	0	0	0	0	0									
Rico Carly, R OBP: 0.529, SLG: 0.352 (7, 1)										1	0	1	1	0	0	0									
Phil Niekro, R (7, 1)										1	0	0	0	0	1	0									
Billy O'Dell, S (9, 1)										0	0	0	0	0	0	0									
Ken Johnson, R OBP: 0.273, SLG: 0.455 (7, PH)										2	0	1	0	0	1	0									
Frank Bolling, R OBP: 0.162, SLG: 0.139 (7, 4)										2	0	0	0	0	0	1									
Inning Stats	R: 1 E: 0 K: 1 S: 8	H: 3 LOB: 2 BB: 0 P: 8	R: 0 E: 0 K: 1 S: 5	H: 0 LOB: 0 BB: 0 P: 5	R: 0 E: 0 K: 0 S: 3	H: 1 LOB: 0 BB: 0 P: 3	R: 0 E: 0 K: 0 S: 3	H: 0 LOB: 0 BB: 0 P: 3	R: 0 E: 0 K: 0 S: 4	H: 1 LOB: 1 BB: 0 P: 4	R: 0 E: 0 K: 0 S: 3	H: 0 LOB: 0 BB: 0 P: 3	R: 1 E: 0 K: 1 S: 7	H: 2 LOB: 1 BB: 0 P: 7	R: 2 E: 1 K: 1 S: 9	H: 3 LOB: 2 BB: 0 P: 9	R: 0 E: 0 K: 1 S: 5	H: 0 LOB: 0 BB: 0 P: 5	1B: 8 2B: 1 3B: 0 HR: 1	SF: 0 SAC: 1 DP: 1 HBP: 0	WP: 0 PB: 0 SB: 0 CS: 0	PA: 37			
PITCHER	IP	WLS	BF	H	R	ER	SO	BB	IBB	HBP	BLK	WP	HR	S	P	ERA	WHIP								
Mike Cuellar, L ERA: 1.25	(1, 1)	7.1	32	10	4	3	3	0	0	0	0	0	1	38	38	3.68	1.364								
Jim Owens, R ERA: 3.0	(8, 1)	1.2	W	5	0	0	2	0	0	0	0	0	0	9	9	0.00	0.000								

AB	36
R	4
H	10
RBI	4
BB	0
SO	5
LOB	10



Batter	1	2	3	4	5	6	7	8	9	AB	R	H	RBI	BB	SO	LOB	BOTTOM								
Joe Morgan, L OBP: 0.468, SLG: 0.522 (1, 4)	F7			F8		PB 1B	6-3		FC 1B	5	1	2	1	0	0	0	Atlanta Braves @ Houston Astros Astrodome, Houston, TX Sun May 08 1966, 4:33 AM EDT Att: 23,304 - Dome								
Sonny Jackson, L OBP: 0.337, SLG: 0.340 (1, 6)				1-3		2B				4	1	3	0	0	0	0									
Jimmy Wynn, R OBP: 0.295, SLG: 0.411 (1, 8)				K		S 2B		FC6-4		4	1	1	2	0	1	2									
Jim Gentile, L OBP: 0.347, SLG: 0.545 (1, 3)						G6-4-3 1B		L4		3	0	1	0	1	1	1									
Rusty Staub, L OBP: 0.293, SLG: 0.321 (1, 9)				F2		G6-4-3 1B		S		4	1	1	0	1	0	1									
Bob Aspromonte, R OBP: 0.296, SLG: 0.319 (1, 5)				6-3		G6-4-3				3	0	1	0	1	0	2									
Lee Maye, L OBP: 0.238, SLG: 0.368 (1, 7)				P6		3-1		F8		4	1	0	0	0	0	5									
John Bateman, R OBP: 0.333, SLG: 0.488 (1, 2)				1-3		F7		K		3	0	0	0	1	1	0									
Mike Cuellar, L OBP: 0.077, SLG: 0.077 (8, 1)				K		F7		5-3		3	0	0	0	0	1	0									
Felix Mantilla, R OBP: 0.250, SLG: 0.250 (9, PH)										1	0	0	0	0	0	2									
Inning Stats	R: 0 E: 0 K: 0 S: 3	H: 1 LOB: 0 BB: 0 P: 3	R: 0 E: 0 K: 1 S: 5	H: 0 LOB: 0 BB: 0 P: 5	R: 0 E: 0 K: 1 S: 5	H: 0 LOB: 0 BB: 0 P: 5	R: 0 E: 0 K: 0 S: 4	H: 2 LOB: 1 BB: 0 P: 4	R: 3 E: 0 K: 0 S: 6	H: 3 LOB: 3 BB: 3 P: 18	R: 0 E: 0 K: 1 S: 5	H: 0 LOB: 0 BB: 0 P: 5	R: 0 E: 1 K: 0 S: 3	H: 1 LOB: 1 BB: 0 P: 3	R: 2 E: 2 K: 0 S: 5	H: 2 LOB: 3 BB: 1 P: 9	1B: 8 2B: 1 3B: 0 HR: 0	SF: 0 SAC: 0 DP: 2 HBP: 0	WP: 0 PB: 2 SB: 2 CS: 0	PA: 38					
PITCHER	IP	WLS	BF	H	R	ER	SO	BB	IBB	HBP	BLK	WP	HR	S	P	ERA	WHIP								
Ken Johnson, R ERA: 2.35	(1, 1)	6.0	L	25	6	3	3	3	0	0	0	0	0	28	40	4.50	1.500								
Phil Niekro, R ERA: 2.03	(7, 1)	2.1	L	12	2	2	0	1	0	1	0	0	0	12	16	0.00	0.857								
Billy O'Dell, L ERA: 1.4	(9, 1)	0.0	1	1	0	0	0	0	0	0	0	0	0	1	1	∞	∞								



Batter	1	2	3	4	5	6	7	8	9	AB	R	H	RBI	BB	SO	LOB	TOP					
Tommy Helms, R OBP: 0.272, SLG: 0.287	0-0 1B		0-0 F9		0-0 SH5-4		0-0 E6 4-3 2B	0-0 G6-4-3		4	1	1	0	0	0	1	Cincinnati Reds @ Atlanta Braves Atlanta Stadium, Atlanta, GA Tue May 10 1966, 7:05 PM EDT Unknown					
Pete Rose, S OBP: 0.304, SLG: 0.351	0-0 1B		0-0 6-3		0-0 1B SF7		0-0 4-3	0-0 BB		4	1	2	2	1	0	1						
Vada Pinson, L OBP: 0.343, SLG: 0.511	0-3 K			0-0 2B	0-0 1B SF7		0-0 1B 2B	0-0 4-3		5	1	3	1	0	1	3						
Tony Perez, R OBP: 0.367, SLG: 0.367	0-0 F8			0-0 F8	0-0 SF7		0-0 6-3		0-0 3-1	3	0	0	1	0	0	4						
Mel Queen, L OBP: 0.250, SLG: 0.120	0-0 F8			0-0 F8	0-0 SF7		0-0 6-3		0-0 3-1	1	0	0	0	0	0	0						
Don Pavletich, R OBP: 0.348, SLG: 0.465	0-0 P3			0-0 BB	0-0 F2		0-0 HR 1B		0-0 G5-4-3 1B	4	1	2	1	1	0	3						
Deron Johnson, R OBP: 0.227, SLG: 0.250		0-0 F8		0-3 K		0-0 6-3		0-0 HR	0-0 G5-4-3	5	1	1	2	0	1	3						
Leo Cardenas, R OBP: 0.329, SLG: 0.400		0-0 6-3		0-0 F9		0-0 1B		0-0 5-3		4	0	1	0	0	0	2						
Tommy Harper, R OBP: 0.310, SLG: 0.266	0-3 K			0-0 SH5-4 1B	0-0 F9		0-0 1B	0-0 3B		4	2	2	0	0	1	1						
Jim Maloney, L OBP: 0.364, SLG: 0.364			0-3 K		0-0 SH5-4 1B		0-0 4-3	0-0 G6-4-3 1B		4	1	2	1	0	1	1						
Don Nottebart, R OBP: 0.266, SLG: 0.120				0-0 SH5-4 1B	0-0 4-3			0-0 G6-4-3 1B		0	0	0	0	0	0	0						
Inning Stats	R: 0 E: 0 K: 1 S: 7	H: 2 LOB: 2 BB: 0 P: 7	R: 0 E: 0 K: 1 S: 5	H: 0 LOB: 0 BB: 0 P: 5	R: 0 E: 0 K: 1 S: 5	H: 0 LOB: 0 BB: 0 P: 5	R: 0 E: 0 K: 1 S: 6	H: 1 LOB: 2 BB: 1 P: 10	R: 3 E: 0 K: 0 S: 7	H: 4 LOB: 1 BB: 0 P: 7	R: 0 E: 0 K: 0 S: 4	H: 1 LOB: 1 BB: 0 P: 4	R: 4 E: 1 K: 0 S: 7	H: 3 LOB: 0 BB: 0 P: 7	R: 1 E: 0 K: 0 S: 4	H: 2 LOB: 1 BB: 1 P: 8	R: 0 E: 0 K: 0 S: 3	H: 1 LOB: 0 BB: 0 P: 3	1B: 10 2B: 2 3B: 1 HR: 1	SF: 1 SAC: 1 DP: 2 HBP: 0	WP: 0 PB: 0 SB: 0 CS: 0	PA: 42
PITCHER	IP WLS BF H R ER SO BB IBB HBP BLK WP HR S P ERA WHIP																					
Denny Lemaster, L ERA: 2.57	5.0 L 23 7 3 3 4 1 0 0 0 0 0 0 30 34 5.40 1.600																					
Phil Niekro, R ERA: 2.2	2.0 13 6 5 1 0 0 0 0 0 0 0 1 13 13 4.50 3.000																					
Arnold Umbach, R ERA: 6.0	1.0 3 0 0 0 0 1 0 0 0 0 0 0 2 6 0.00 1.000																					
Clay Carroll, R ERA: 1.44	0.1 2 1 0 0 0 0 0 0 0 0 0 0 2 2 0.00 3.000																					
Chi-Chi Oливо, R ERA: 2.55	0.2 1 0 0 0 0 0 0 0 0 0 0 0 1 1 0.00 0.000																					

AB	38
R	8
H	14
RBI	8
BB	2
SO	4
LOB	19



Batter	1	2	3	4	5	6	7	8	9	AB	R	H	RBI	BB	SO	LOB	BOTTOM					
Felipe Alou, R OBP: 0.331, SLG: 0.513	0-0 HR		0-0 5-3 SH2-4 1B		0-0 5-3			0-0 P4		4	1	2	1	0	0	0	Cincinnati Reds @ Atlanta Braves Atlanta Stadium, Atlanta, GA Tue May 10 1966, 7:05 PM EDT Unknown					
Gary Geiger, L OBP: 0.346, SLG: 0.425	0-3 K		0-0 SH2-4		0-0 P4			0-0 5-3		3	0	0	0	0	1	0						
Hank Aaron, R OBP: 0.322, SLG: 0.548	4-0 1B S BB		0-0 5-3		0-3 K			0-3 K		3	1	0	0	1	2	1						
Lee Thomas, L OBP: 0.264, SLG: 0.414	0-0 F9		0-0 F7		0-0 F2			0-0 F7		4	0	0	0	0	0	2						
Joe Torre, R OBP: 0.402, SLG: 0.584	0-0 1B			0-0 6-3		4-0 BB G6-3				2	0	1	1	1	0	0						
Eddie Mathews, L OBP: 0.286, SLG: 0.244	0-0 4-3			0-0 5-3		0-0 G6-3		0-0 1-2		3	0	0	0	0	0	2						
Woody Woodward, R OBP: 0.364, SLG: 0.298		0-0 F7		0-0 5-3		0-3 K				3	0	0	0	0	1	0						
Sandy Alomar Sr., S OBP: 0.130, SLG: 0.091		0-0 P6		0-3 K				0-0 F9		3	0	0	0	0	1	0						
Denny Lemaster, R OBP: 0.077, SLG: 0.077		0-0 P4		0-3 K				0-3 K		1	0	0	0	0	0	0						
Rico Garcia, R OBP: 0.229, SLG: 0.351										1	0	0	0	0	0	1						
Phil Niekro, R ERA: 2.2										0	0	0	0	0	0	0						
Arnold Umbach, R ERA: 6.0										0	0	0	0	0	0	0						
Marty Keough, L OBP: 0.127, SLG: 0.081										1	0	0	0	0	1	0						
Clay Carroll, R ERA: 1.44										0	0	0	0	0	0	0						
Chi-Chi Oливо, R ERA: 2.55										0	0	0	0	0	0	0						
Inning Stats	R: 2 E: 0 K: 1 S: 7	H: 2 LOB: 1 BB: 1 P: 11	R: 0 E: 0 K: 0 S: 3	H: 0 LOB: 0 BB: 0 P: 3	R: 0 E: 0 K: 0 S: 4	H: 1 LOB: 1 BB: 0 P: 4	R: 0 E: 0 K: 0 S: 3	H: 0 LOB: 0 BB: 0 P: 3	R: 0 E: 0 K: 2 S: 7	H: 0 LOB: 0 BB: 0 P: 7	R: 0 E: 0 K: 1 S: 5	H: 0 LOB: 0 BB: 0 P: 5	R: 0 E: 0 K: 1 S: 4	H: 0 LOB: 0 BB: 1 P: 8	R: 0 E: 0 K: 1 S: 5	H: 0 LOB: 0 BB: 0 P: 5	R: 0 E: 0 K: 1 S: 5	H: 0 LOB: 0 BB: 0 P: 5	1B: 2 2B: 0 3B: 0 HR: 1	SF: 0 SAC: 1 DP: 1 HBP: 0	WP: 0 PB: 0 SB: 1 CS: 0	PA: 31
PITCHER	IP WLS BF H R ER SO BB IBB HBP BLK WP HR S P ERA WHIP																					
Jim Maloney, R ERA: 1.4	7.0 W 25 3 2 2 5 2 0 0 0 0 0 0 1 33 41 2.57 0.714																					
Don Nottebart, R ERA: 1.35	2.0 S 6 0 0 0 2 0 0 0 0 0 0 0 10 10 0.00 0.000																					

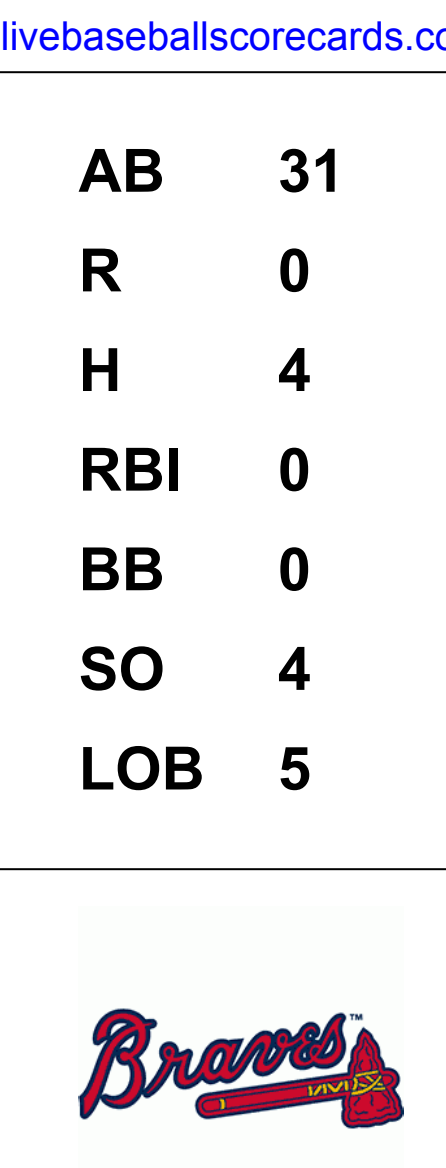
AB	28
R	2
H	3
RBI	2
BB	2
SO	7
LOB	5





Batter	1	2	3	4	5	6	7	8	9	AB	R	H	RBI	BB	SO	LOB	TOP			
Tommy Helms, R OBP: 0.278, SLG: 0.293 (1, 5)										5	1	2	1	0	0	4	Cincinnati Reds @ Atlanta Braves Atlanta Stadium, Atlanta, GA Tue May 10 1966, 7:05 PM EDT Att: 14,119 - Unknown			
Pete Rose, S OBP: 0.318, SLG: 0.374 (1, 4)										5	1	3	1	0	0	1				
Vada Pinson, L OBP: 0.346, SLG: 0.500 (1, 8)										4	1	1	0	0	0	2				
Art Shamsky, L OBP: 0.500, SLG: 0.955 (1, 9)										2	1	2	0	3	0	0				
Tony Perez, R OBP: 0.354, SLG: 0.370 (1, 3)										5	0	1	2	0	2	5				
Johnny Edwards, L OBP: 0.299, SLG: 0.320 (1, 2)										2	1	0	0	3	0	4				
Deron Johnson, R OBP: 0.238, SLG: 0.239 (1, 7)										3	1	0	0	2	3	4				
Leo Cardenas, R OBP: 0.333, SLG: 0.400 (1, 6)										5	1	2	2	0	1	1				
Mitt Pappas, R OBP: 0.214, SLG: 0.357 (1, 1)										5	1	1	0	0	0	5				
Inning Stats	R: 1 E: 0 K: 1 S: 6	H: 2 LOB: 1 BB: 1 P: 10	R: 3 E: 1 K: 0 S: 4	H: 2 LOB: 0 BB: 2 P: 12	R: 0 E: 0 K: 1 S: 7	H: 2 LOB: 2 BB: 0 P: 7	R: 1 E: 0 K: 1 S: 7	H: 2 LOB: 1 BB: 1 P: 9	R: 0 E: 0 K: 0 S: 3	H: 0 LOB: 0 BB: 0 P: 3	R: 3 E: 0 K: 0 S: 6	H: 3 LOB: 3 BB: 2 P: 15	R: 0 E: 0 K: 1 S: 5	H: 0 LOB: 1 BB: 1 P: 9	R: 0 E: 0 K: 1 S: 5	H: 0 LOB: 1 BB: 1 P: 9	1B: 9 2B: 2 3B: 1 HR: 0	SF: 0 SAC: 0 DP: 2 HBP: 1	WP: 1 PB: 0 CS: 1	PA: 46
PITCHER	IP WLS BF H R ER SO BB IBB HBP BLK WP HR S P ERA WHIP																			
Hank Fischer, R ERA: 3.68 (1, 1)	2.0 L 13 6 4 3 1 3 3 0 0 0 0 0 0 12 24 13.50 4.500																			
Chi-Chi Olivo, R ERA: 2.61 (3, 1)	3.0 12 3 1 1 3 1 0 0 0 0 0 0 0 17 21 3.00 1.333																			
Phil Niekro, R ERA: 3.44 (6, 1)	2.0 12 3 3 3 0 2 0 0 1 0 1 0 9 18 13.50 2.500																			
Arnold Umbach, R ERA: 4.5 (8, 1)	2.0 8 0 0 0 2 2 0 0 0 0 0 0 10 18 0.00 1.000																			

Batter	1	2	3	4	5	6	7	8	9	AB	R	H	RBI	BB	SO	LOB	BOTTOM					
Felipe Alou, R OBP: 0.320, SLG: 0.496 (1, 7)										4	0	0	0	0	0	0	Cincinnati Reds @ Atlanta Braves Atlanta Stadium, Atlanta, GA Tue May 10 1966, 7:05 PM EDT Att: 14,119 - Unknown					
Gary Geiger, L OBP: 0.340, SLG: 0.409 (1, 8)										4	0	1	0	0	0	0						
Hank Aaron, R OBP: 0.311, SLG: 0.528 (1, 9)										4	0	0	0	0	1	1						
Lee Thomas, L OBP: 0.255, SLG: 0.398 (1, 3)										4	0	0	0	0	0	1						
Gene Oliver, R OBP: 0.143, SLG: 0.143 (1, 2)										3	0	0	0	0	2	0						
Eddie Mathews, L OBP: 0.286, SLG: 0.247 (1, 5)										3	0	1	0	0	1	0						
Woody Woodward, R OBP: 0.362, SLG: 0.300 (1, 6)										3	0	1	0	0	0	1						
Sandy Alomar Sr., S OBP: 0.154, SLG: 0.120 (1, 4) (8, 6)										3	0	1	0	0	0	0						
Hank Fischer, R ERA: 3.68 (1, 1)										0	0	0	0	0	0	0						
Chi-Chi Olivo, R OBP: 0.352, SLG: 0.347 (3, 1)										1	0	0	0	0	0	0						
Rico Carty, R OBP: 0.286, SLG: 0.347 (5, PH)										1	0	0	0	0	0	2						
Phil Niekro, R OBP: 0.286, SLG: 0.347 (6, 1)										0	0	0	0	0	0	0						
Miguel de la Hoz, R OBP: 0.059, SLG: 0.059 (8, 4)										1	0	0	0	0	0	0						
Inning Stats	R: 0 E: 0 K: 0 S: 3	H: 0 LOB: 0 BB: 0 P: 3	R: 0 E: 0 K: 2 S: 7	H: 0 LOB: 0 BB: 0 P: 7	R: 0 E: 0 K: 0 S: 3	H: 0 LOB: 0 BB: 0 P: 3	R: 0 E: 0 K: 0 S: 4	H: 1 LOB: 1 BB: 0 P: 4	R: 0 E: 0 K: 1 S: 7	H: 2 LOB: 2 BB: 0 P: 7	R: 0 E: 0 K: 0 S: 3	H: 0 LOB: 0 BB: 0 P: 3	R: 0 E: 0 K: 0 S: 4	H: 1 LOB: 1 BB: 0 P: 4	R: 0 E: 0 K: 0 S: 3	H: 0 LOB: 0 BB: 0 P: 3	R: 0 E: 0 K: 1 S: 5	H: 0 LOB: 0 BB: 0 P: 5	1B: 4 2B: 0 3B: 0 HR: 0	SF: 0 SAC: 0 DP: 0 HBP: 0	WP: 0 PB: 0 CS: 0	PA: 31
PITCHER	IP WLS BF H R ER SO BB IBB HBP BLK WP HR S P ERA WHIP																					
Mitt Pappas, R ERA: 2.78 (1, 1)	9.0 W 31 4 0 0 4 0 0 0 0 0 0 0 39 39 0.00 0.444																					

AB	36
R	8
H	12
RBI	6
BB	8
SO	6
LOB	26



Batter	1	2	3	4	5	6	7	8	9	AB	R	H	RBI	BB	SO	LOB	TOP					
Felipe Alou, R OBP: 0.315, SLG: 0.514 (1, 8)	0-0 4-3		0-0 P3		0-0 P4			0-0 1B		4	0	1	0	0	0	1	Atlanta Braves @ St. Louis Cardinals Busch Stadium, St. Louis, MO Fri May 13 1966, 7:05 PM CDT Att: 14,165 - Unknown AB 30 R 0 H 6 RBI 0 BB 3 SO 4 LOB 14 					
Eddie Mathews, L OBP: 0.275, SLG: 0.240 (1, 5)	0-0 G3		0-3 K			0-3 K		0-0 F9		4	0	0	0	0	2	1						
Hank Aaron, R OBP: 0.313, SLG: 0.555 (1, 9)	0-0 1B		0-0 1-3			0-0 F9		0-0 P5		4	0	1	0	0	0	1						
Rico Carty, R OBP: 0.337, SLG: 0.342 (1, 7)	4-0 1-2 BB			0-0 4-3				0-0 F9		3	0	1	0	1	0	0						
Gene Oliver, R OBP: 0.231, SLG: 0.208 (1, 2)	0-0 F7			0-0 2B			4-0 G3 BB		0-3 K	3	0	1	0	1	1	3						
Lee Thomas, L OBP: 0.244, SLG: 0.377 (1, 3)		0-0 P5		0-3 K			0-0 G3		0-0 F9	4	0	0	0	0	1	3						
Frank Bolling, R OBP: 0.143, SLG: 0.125 (1, 4)		0-0 1B		0-0 4-3			0-0 F9		0-0 P6	4	0	1	0	0	0	3						
Woody Woodward, R OBP: 0.343, SLG: 0.283 (1, 6)		0-0 2B			4-0 P4 SH1-4 BB			0-0 F7		2	0	1	0	1	0	1						
Ken Johnson, R OBP: 0.250, SLG: 0.417 Hank Fischer, R Miguel de la Hoz, R Arnold Umbach, R	0-0 1-3		0-0 SH1-4		0-0 1-2			0-0 F8		1	0	0	0	0	0	1						
Inning Stats	R: 0 E: 0 K: 0 S: 4	H: 1 LOB: 2 BB: 1 P: 8	R: 0 E: 0 K: 0 S: 4	H: 2 LOB: 1 BB: 0 P: 4	R: 0 E: 0 K: 1 S: 5	H: 0 LOB: 0 BB: 0 P: 5	R: 0 E: 0 K: 1 S: 6	H: 1 LOB: 1 BB: 0 P: 6	R: 0 E: 0 K: 0 S: 2	H: 0 LOB: 0 BB: 1 P: 6	R: 0 E: 0 K: 1 S: 5	H: 0 LOB: 0 BB: 0 P: 5	R: 0 E: 0 K: 0 S: 3	H: 0 LOB: 1 BB: 1 P: 7	R: 0 E: 0 K: 0 S: 4	H: 1 LOB: 1 BB: 0 P: 4	R: 0 E: 0 K: 1 S: 6	H: 1 LOB: 1 BB: 0 P: 6	1B: 4 2B: 2 3B: 0 HR: 0	SF: 0 SAC: 1 DP: 0 HBP: 0	WP: 0 PB: 0 SB: 0 CS: 1	PA: 34
PITCHER	IP WLS BF H R ER SO BB IBB HBP BLK WP HR S P ERA WHIP	9.0 W 34 6 0 0 4 3 0 0 0 0 0 0 39 51 0.00 1.000															PITCHER	IP WLS BF H R ER SO BB IBB HBP BLK WP HR S P ERA WHIP				

Batter	1	2	3	4	5	6	7	8	9	AB	R	H	RBI	BB	SO	LOB	BOTTOM			
Lou Brock, L OBP: 0.273, SLG: 0.343 (1, 7)	0-0 F7		0-3 K		0-0 4-3			0-3 K		4	0	0	0	0	2	2	Atlanta Braves @ St. Louis Cardinals Busch Stadium, St. Louis, MO Fri May 13 1966, 7:05 PM CDT Att: 14,165 - Unknown AB 33 R 8 H 11 RBI 8 BB 1 SO 4 LOB 6 			
Mike Shannon, R OBP: 0.414, SLG: 0.786 (1, 9)	0-0 6-3			0-0 HR	0-0 1B		0-0 1B			4	1	3	2	0	0	0				
Curt Flood, R OBP: 0.361, SLG: 0.465 (1, 8)	0-0 6-3			0-0 6-3	0-0 F7		0-0 F9			4	0	0	0	0	0	2				
Orlando Cepeda, R OBP: 0.324, SLG: 0.500 (1, 3)		0-0 F7		0-0 F9		0-0 5-3		0-0 4-3		4	0	0	0	0	0	0				
Charley Smith, R OBP: 0.376, SLG: 0.478 (1, 5)		0-0 5-3		0-3 K		0-0 4-3		4-0 PB BB		3	1	0	0	1	1	0				
Tim McCarver, L OBP: 0.205, SLG: 0.333 (1, 2)		0-0 F8			0-0 F9		0-3 K		0-0 1B 3B	4	1	1	1	0	1	0				
Julian Javier, R OBP: 0.240, SLG: 0.250 (1, 4)			0-0 F7		0-0 2B 1B		0-0 3B 3B		0-0 1B	4	2	3	1	0	0	0				
Jerry Buchek, R OBP: 0.333, SLG: 0.377 (1, 6)			0-0 SH5-3 1B		0-0 2B 2B		0-0 SF9 3B		0-0 P6	4	2	3	1	0	0	1				
Al Jackson, L OBP: 0.200, SLG: 0.500 (1, 1)			0-0 SH5-3 1-2		0-0 4-3 1B 2B		0-0 SF9 3H		0-0 F9	2	1	1	3	0	0	1				
Inning Stats	R: 0 E: 0 K: 0 S: 3	H: 0 LOB: 0 BB: 0 P: 3	R: 0 E: 0 K: 0 S: 3	H: 0 LOB: 0 BB: 0 P: 3	R: 0 E: 0 K: 1 S: 6	H: 1 LOB: 1 BB: 0 P: 6	R: 1 E: 0 K: 1 S: 6	H: 1 LOB: 0 BB: 0 P: 6	R: 3 E: 0 K: 0 S: 7	H: 4 LOB: 1 BB: 0 P: 7	R: 0 E: 0 K: 1 S: 5	H: 0 LOB: 0 BB: 0 P: 5	R: 2 E: 0 K: 1 S: 8	H: 3 LOB: 1 BB: 0 P: 8	R: 2 E: 0 K: 0 S: 5	H: 2 LOB: 1 BB: 1 P: 9	1B: 5 2B: 2 3B: 3 HR: 1	SF: 1 SAC: 1 DP: 0 HBP: 0	WP: 0 PB: 1 SB: 0 CS: 0	PA: 36
PITCHER	IP WLS BF H R ER SO BB IBB HBP BLK WP HR S P ERA WHIP	5.0 L 21 6 4 4 2 0 0 0 0 0 0 13 25 7.20 1.200															PITCHER	IP WLS BF H R ER SO BB IBB HBP BLK WP HR S P ERA WHIP		

Batter	1	2	3	4	5	6	7	8	9	AB	R	H	RBI	BB	SO	LOB	TOP				
Felipe Alou, R OBP: 0.318, SLG: 0.510 (1, 3) (7, 7)	0-0 5-3		0-0 1B		0-0 E6 HBP		0-3 K 4-3	0-0 1B 1-2 2-H		5	0	2	0	0	1	2					
Mack Jones, L OBP: 0.500, SLG: 0.333 (1, 8)	0-3 K		0-0 FC6-4 1B		1-0 HBP		0-0 4-3		0-0 F9	3	0	1	1	0	1	1					
Lee Thomas, L OBP: 0.242, SLG: 0.374 (7, 3)			1-3 1B		1-2 2-3 HBP		1-2 2-3			1	0	0	0	0	0	0					
Hank Aaron, R OBP: 0.302, SLG: 0.532 (1, 9)	0-3 K		0-0 FC6-4 1-2		0-0 F3		0-0 F8		0-3 K	5	0	0	0	0	2	6					
Joe Torre, R OBP: 0.371, SLG: 0.553 (1, 2)		0-0 FC4-6 1B		0-0 F8		0-3 K		0-0 L9	0-0 6-3	5	0	1	0	0	1	3					
Gary Geiger, L OBP: 0.365, SLG: 0.436 (1, 7) (7, 8)		0-0 FC4-6 1-2		0-0 6-3		0-0 P4		0-0 F3		4	0	0	0	0	0	1					
Eddie Mathews, L OBP: 0.281, SLG: 0.273 (1, 5)	0-0 F7		0-0 BB		0-0 P6		0-0 HR			3	1	1	1	1	0	1					
Woody Woodward, R OBP: 0.338, SLG: 0.513 (1, 6)	0-0 F8		0-3 K		0-3 K		0-0 3B			4	1	1	0	0	2	2					
Frank Bolling, R OBP: 0.189, SLG: 0.176 (1, 4)		0-0 5-3		0-0 HBP E 1B		0-0 WP 4-3 2B		4-0 1B 1B IBB		3	1	2	0	1	0	0					
Denny Lemaster, R OBP: 0.118, SLG: 0.118 (1, 1)		0-3 K		0-0 P3		0-3 K		0-0 1B 1-2 3-H		4	0	1	1	0	2	2					
Inning Stats	R: 0 E: 0 K: 2 S: 7	H: 0 LOB: 0 BB: 0 P: 7	R: 0 E: 0 K: 0 S: 4	H: 1 LOB: 1 BB: 0 P: 4	R: 0 E: 0 K: 1 S: 7	H: 2 LOB: 2 BB: 0 P: 7	R: 0 E: 0 K: 1 S: 5	H: 0 LOB: 1 BB: 1 P: 9	R: 0 E: 1 K: 1 S: 7	H: 1 LOB: 3 BB: 0 P: 8	R: 0 E: 0 K: 1 S: 5	H: 0 LOB: 0 BB: 0 P: 5	R: 1 E: 0 K: 2 S: 9	H: 1 LOB: 1 BB: 0 P: 9	R: 2 E: 0 K: 0 S: 6	H: 4 LOB: 2 BB: 1 P: 10	R: 0 E: 0 K: 1 S: 5	H: 0 LOB: 0 BB: 0 P: 5	1B: 6 2B: 1 3B: 1 HR: 1	SF: 0 SAC: 0 DP: 0 HBP: 1	WP: 1 PA: 40 PB: 0 SB: 0 CS: 0
PITCHER Bob Gibson, R ERA: 2.1 (1, 1)	IP: 9.0 WLS: L BF: 40 H: 9 R: 3 ER: 3 SO: 9 BB: 1 IBB: 1 HBP: 1 BLK: 0 WP: 1 HR: 1 S: 55 P: 64 ERA: 3.00 WHIP: 1.111															PITCHER					

Atlanta Braves @ St. Louis Cardinals
 Busch Stadium, St. Louis, MO
 Sat May 14 1966, 7:05 PM CDT
 Att: 25,272 - Unknown

AB	37
R	3
H	9
RBI	3
BB	2
SO	9
LOB	18





Batter	1	2	3	4	5	6	7	8	9	AB	R	H	RBI	BB	SO	LOB	BOTTOM				
Julian Javier, R OBP: 0.240, SLG: 0.242 (1, 4) BB	4-0 CS BB		0-0 F8		0-0 F9		0-0 L6		0-0 L6	3	0	0	0	1	0	2					
Mike Shannon, R OBP: 0.364, SLG: 0.688 (1, 9)	0-3 K		0-3 K		0-3 K		0-0 P4		0-0 P4	4	0	0	0	0	3	2					
Curt Flood, R OBP: 0.351, SLG: 0.452 (1, 8)	0-0 P3 1-2		0-0 F8		0-0 6-3		0-0 6-3		0-0 6-3	3	0	0	0	0	0	1					
Orlando Cepeda, R OBP: 0.324, SLG: 0.492 (1, 3)		0-0 G6-4-3 1B		0-0 P4		0-3 K		0-0 5-3		3	0	1	0	0	1	0					
Charley Smith, R OBP: 0.375, SLG: 0.474 (1, 5)	0-0 F7		0-0 CS 1B		0-0 5-3		0-0 5-3		0-0 5-3	3	0	1	0	0	0	1					
Alex Johnson, R OBP: 0.233, SLG: 0.282 (1, 7)	0-0 G6-4-3 1-2		0-0 K		0-3 K		0-0 F9		0-0 F9	3	0	0	0	0	1	2					
Jerry Buchek, R OBP: 0.333, SLG: 0.375 (1, 6)		0-0 1B		0-0 5-3		0-0 5-3		0-0 5-3		3	0	1	0	0	0	0					
Pat Corrales, R OBP: 0.280, SLG: 0.320 (1, 2)		0-3 K		0-0 SH3-4 1B		0-0 SH3-4 1B		0-0 P4		3	0	1	0	0	1	1					
Bob Gibson, R OBP: 0.320, SLG: 0.440 Phil Gagliano, R OBP: 0.227, SLG: 0.158 (8, PH)		0-0 F8		0-0 F8		0-0 K		0-3 K		1	0	0	0	0	0	1					
Inning Stats	R: 0 E: 0 K: 1 S: 4	H: 0 LOB: 0 BB: 1 P: 8	R: 0 E: 0 K: 0 S: 3	H: 1 LOB: 0 BB: 0 P: 3	R: 0 E: 0 K: 1 S: 6	H: 1 LOB: 1 BB: 0 P: 6	R: 0 E: 0 K: 1 S: 5	H: 0 LOB: 0 BB: 0 P: 5	R: 0 E: 0 K: 1 S: 5	H: 1 LOB: 1 BB: 0 P: 5	R: 0 E: 0 K: 1 S: 6	H: 1 LOB: 1 BB: 0 P: 6	R: 0 E: 0 K: 1 S: 5	H: 0 LOB: 0 BB: 0 P: 5	R: 0 E: 0 K: 0 S: 3	H: 0 LOB: 0 BB: 0 P: 3	R: 0 E: 0 K: 1 S: 5	H: 0 LOB: 0 BB: 0 P: 5	1B: 4 2B: 1 3B: 0 HR: 0	SF: 0 SAC: 1 DP: 2 HBP: 0	WP: 0 PA: 29 PB: 0 SB: 0 CS: 2
PITCHER Denny Lemaster, L ERA: 2.05 (1, 1)	IP: 9.0 WLS: W BF: 29 H: 4 R: 0 ER: 0 SO: 7 BB: 1 IBB: 0 HBP: 0 BLK: 0 WP: 0 HR: 0 S: 42 P: 46 ERA: 0.00 WHIP: 0.556															PITCHER					

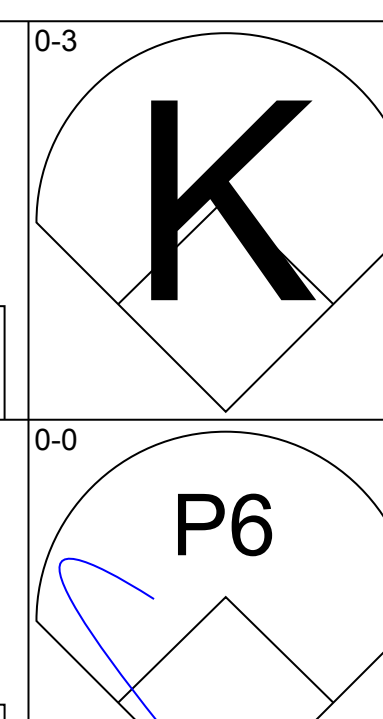
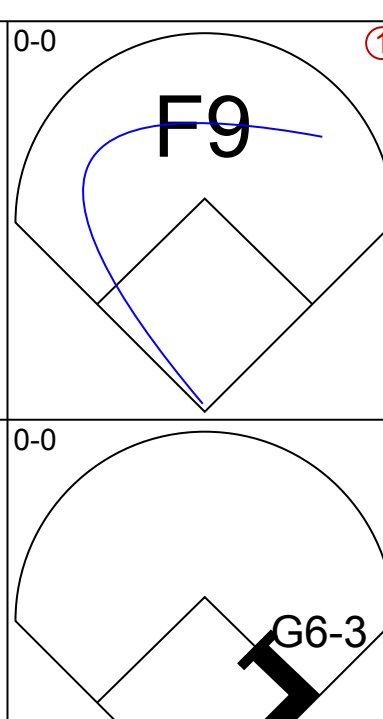
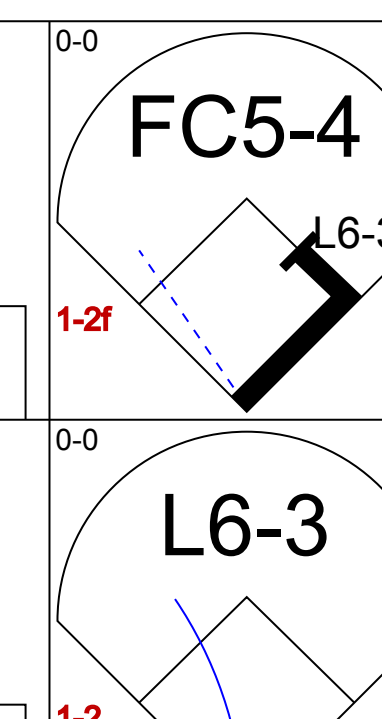
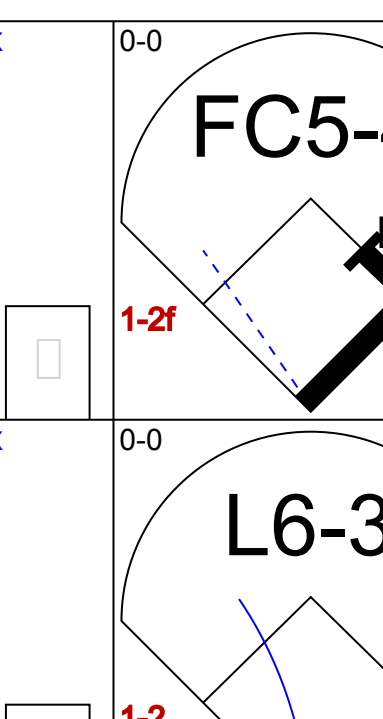
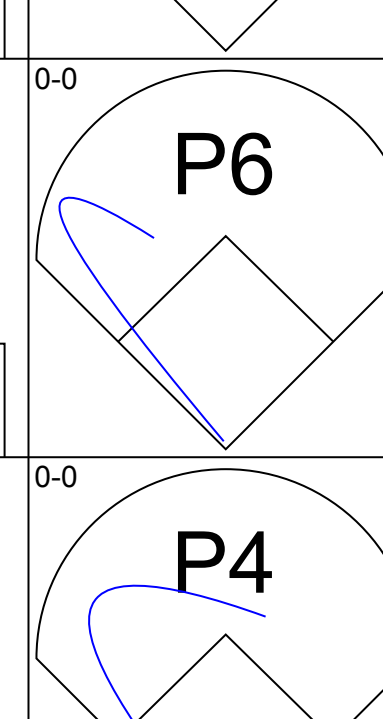
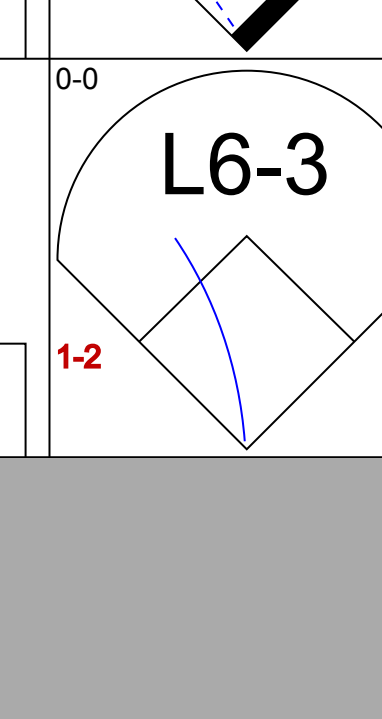
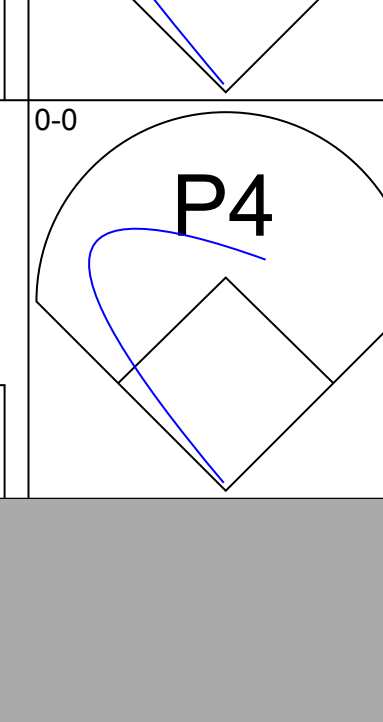
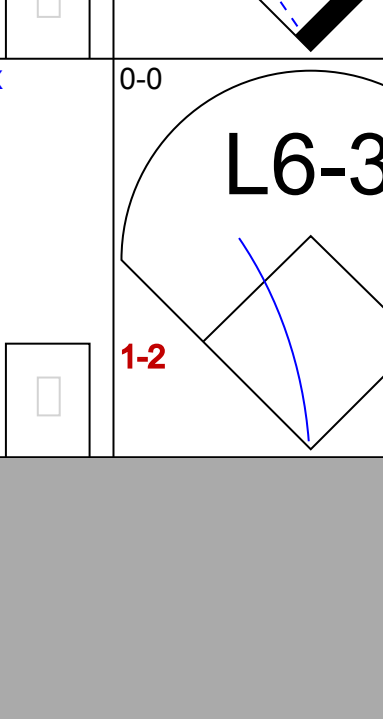
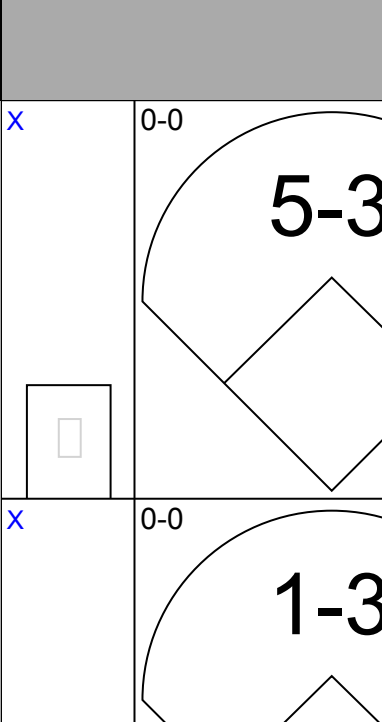
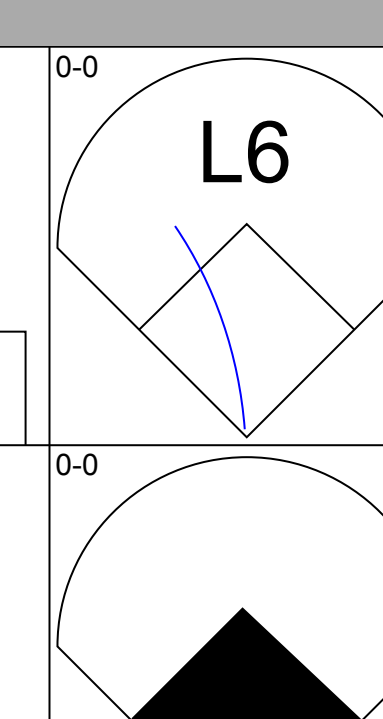
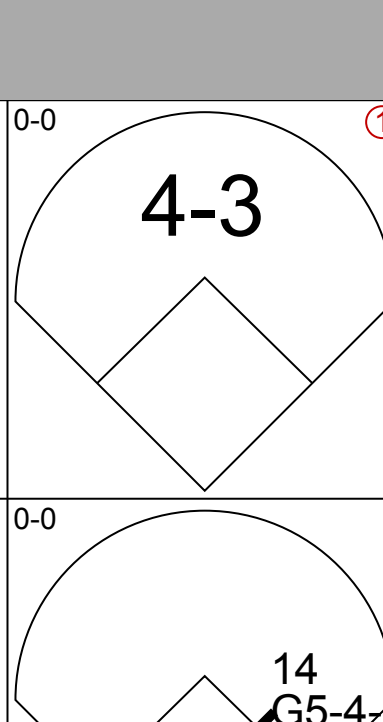
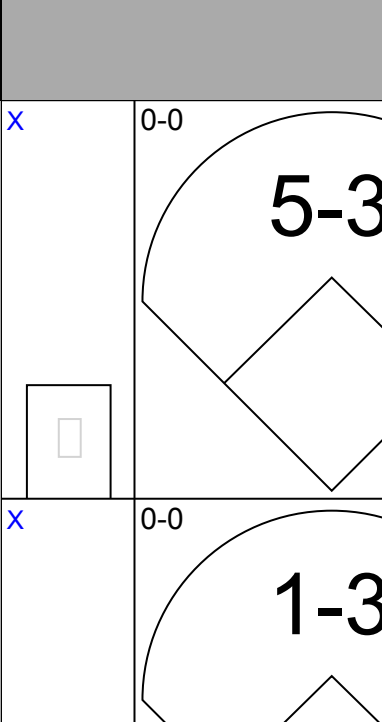
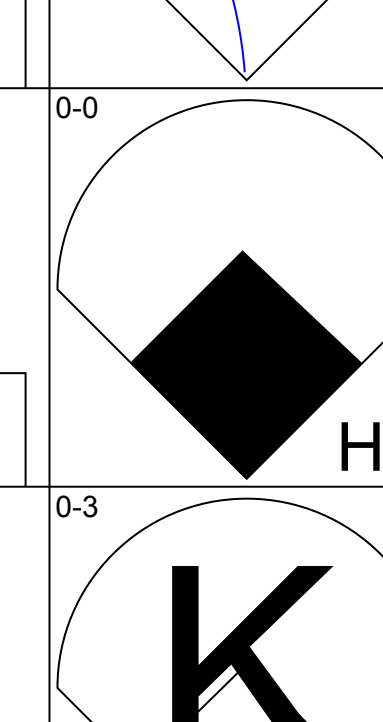
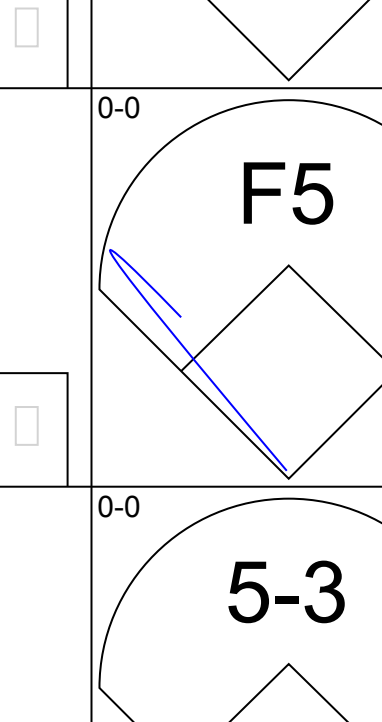
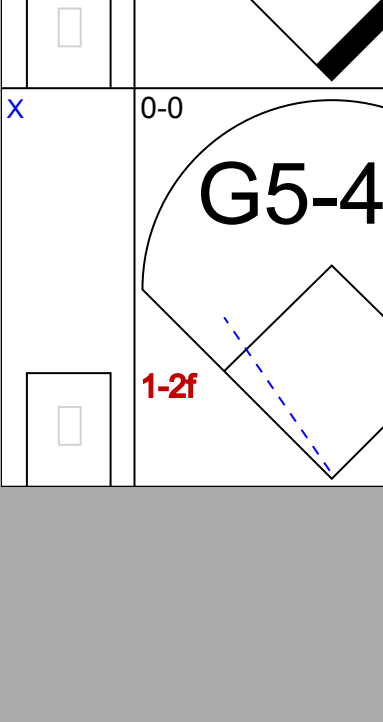
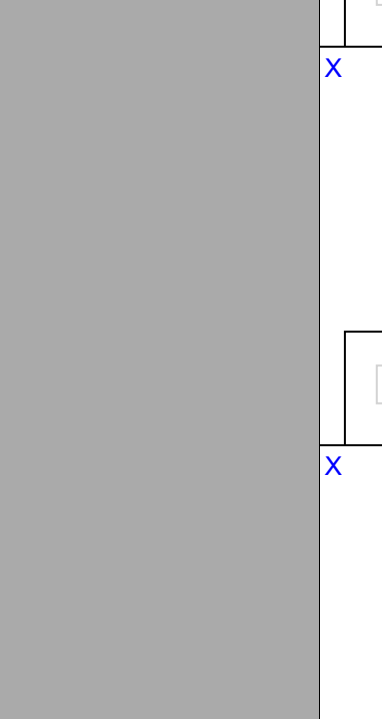
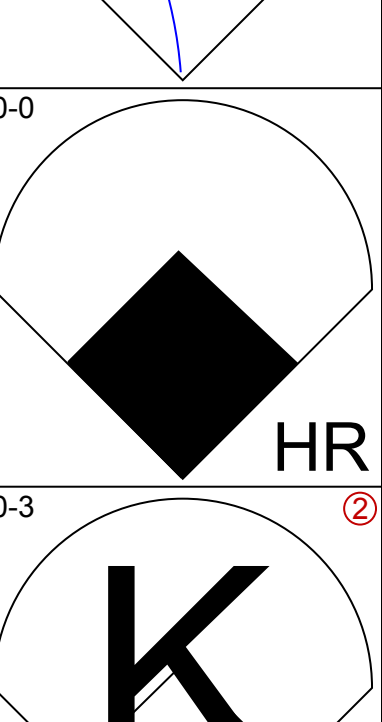
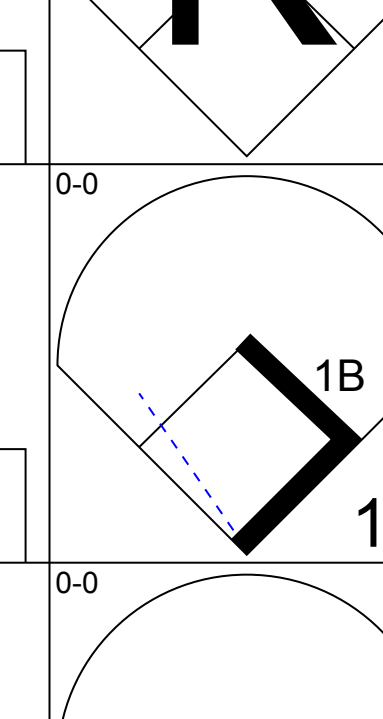
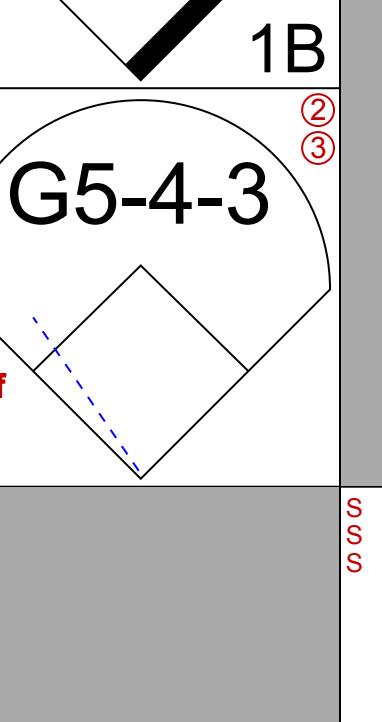
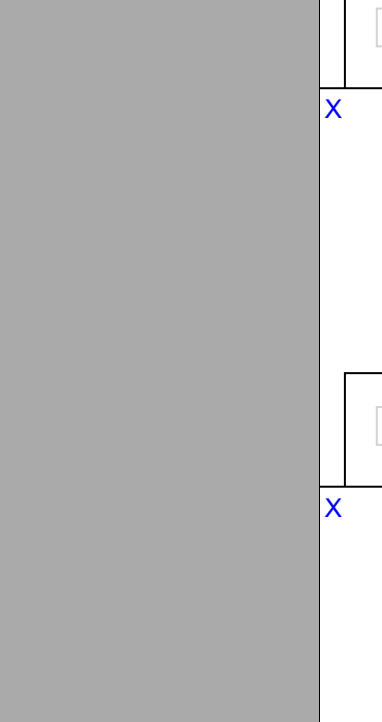
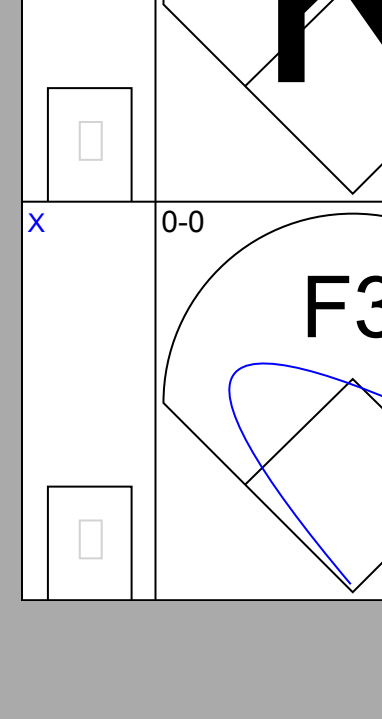
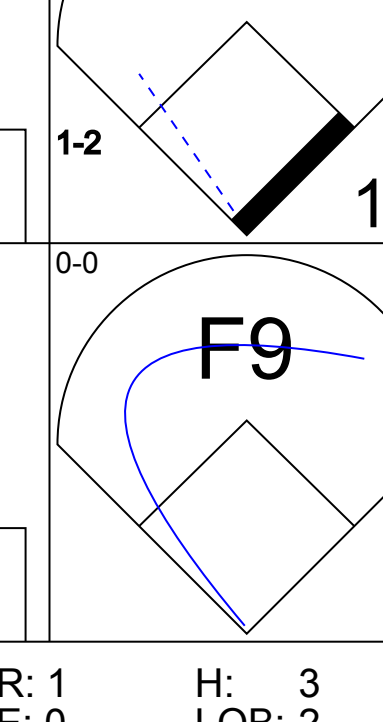
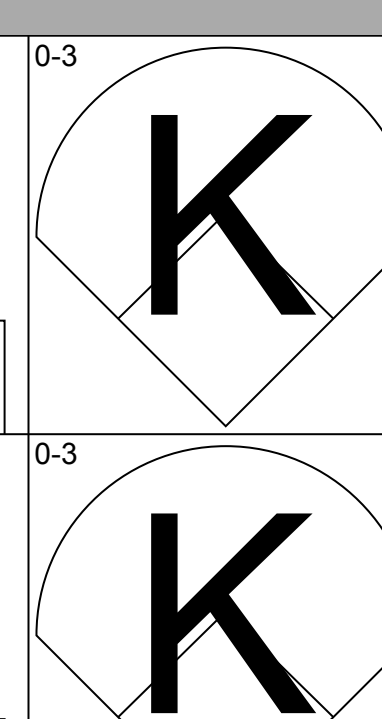
Atlanta Braves @ St. Louis Cardinals
 Busch Stadium, St. Louis, MO
 Sat May 14 1966, 7:05 PM CDT
 Att: 25,272 - Unknown

AB	27
R	0
H	4
RBI	0
BB	1
SO	7
LOB	10



Batter	1	2	3	4	5	6	7	8	9	AB	R	H	RBI	BB	SO	LOB	TOP																		
Felipe Alou, R (1, 3) OBP: 0.314, SLG: 0.500											0	0	0	0	0	0	0	Atlanta Braves @ Pittsburgh Pirates Forbes Field, Pittsburgh, PA Tue May 17 1966, 7:05 PM EDT Att: 7,938 - Unknown livebaseballscorecards.com																	
Woody Woodward, R (1, 6) OBP: 0.395, SLG: 0.333											0	0	0	0	0	0	0																		
Hank Aaron, R (1, 9) OBP: 0.308, SLG: 0.528											0	0	0	0	0	0	0																		
Joe Torre, R (1, 2) OBP: 0.375, SLG: 0.551											0	0	0	0	0	0	0																		
Rico Carty, R (1, 7) OBP: 0.341, SLG: 0.338											0	0	0	0	0	0	0																		
Denis Menke, R (1, 5) OBP: 0.398, SLG: 0.474											0	0	0	0	0	0	0																		
Frank Bolling, R (1, 4) OBP: 0.211, SLG: 0.200											0	0	0	0	0	0	0																		
Gary Geiger, L (1, 8) OBP: 0.358, SLG: 0.414											0	0	0	0	0	0	0																		
Wade Blasingame, L (1, 1) OBP: 0.333, SLG: 0.333											0	0	0	0	0	0	0																		
Inning Stats											1B: 0	SF: 0	WP: 0	PA: 0	2B: 0	SAC: 0	FB: 0	3B: 0	DP: 0	SB: 0	CS: 0	HR: 0	HBP: 0												
PITCHER Bob Veale, L (1, 1) ERA: 3.27	IP	WLS	BF	H	R	ER	SO	BB	IBB	HBP	BLK	WP	HR	S	P	ERA	WHIP																		
																		PITCHER	IP	WLS	BF	H	R	ER	SO	BB	IBB	HBP	BLK	WP	HR	S	P	ERA	WHIP

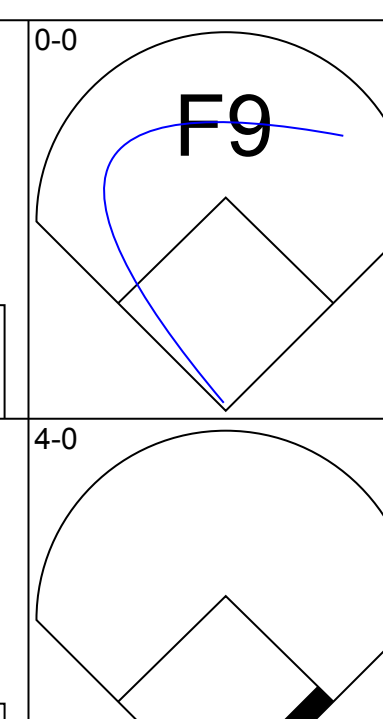
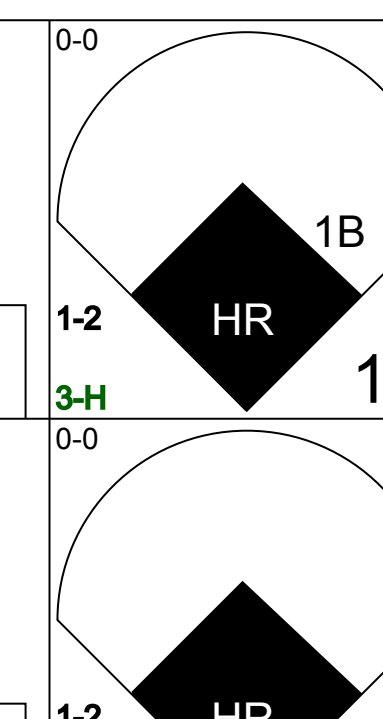
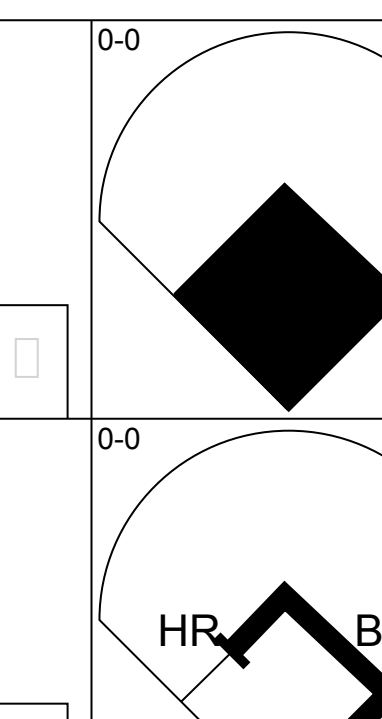
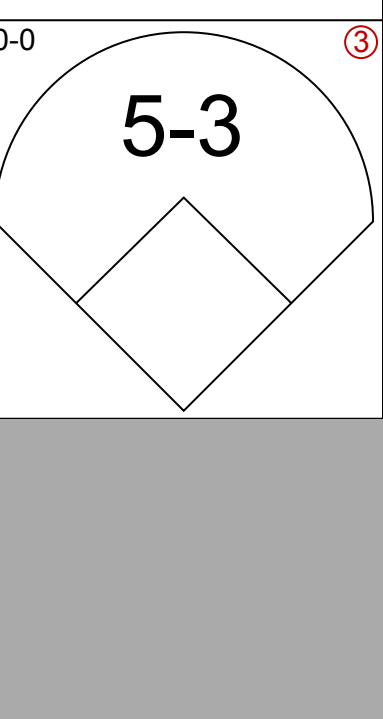
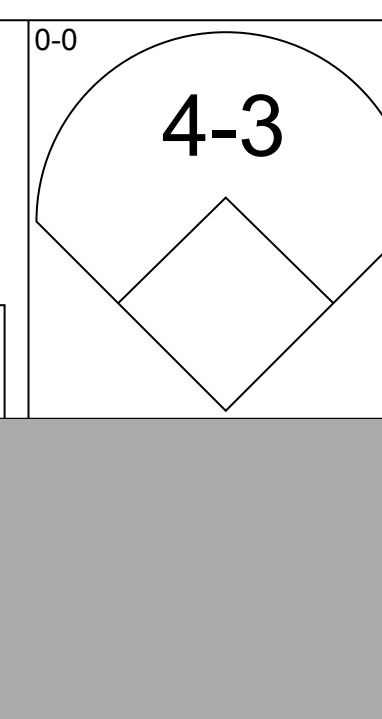
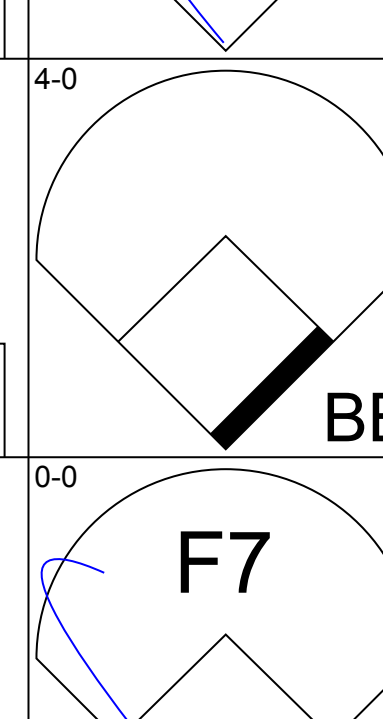
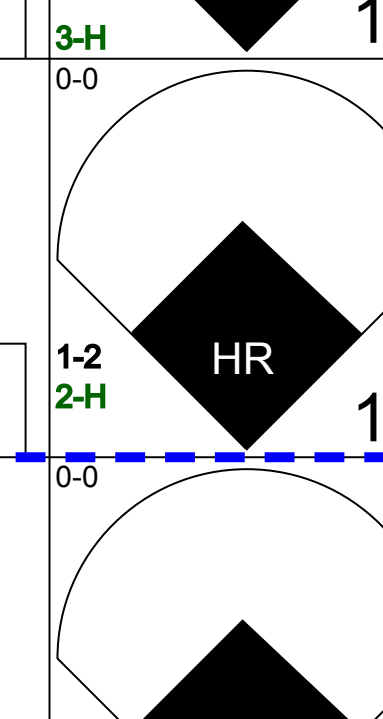
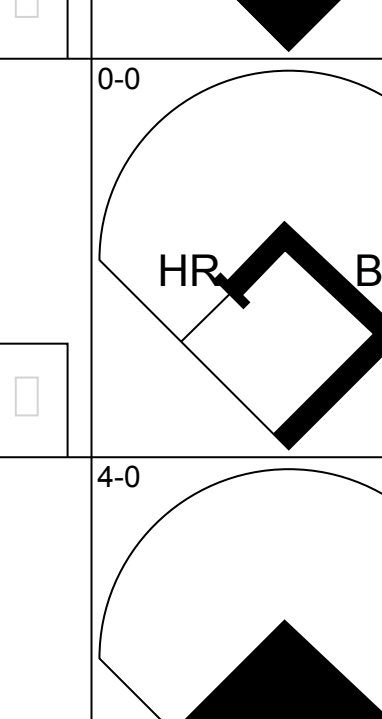
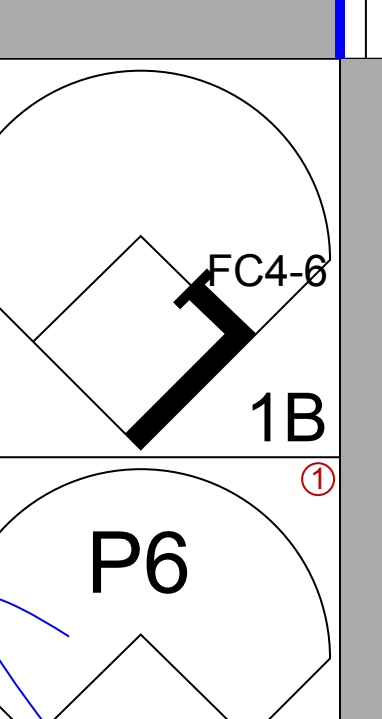
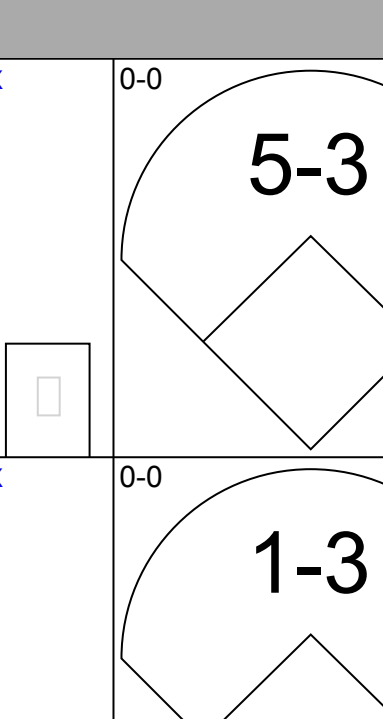
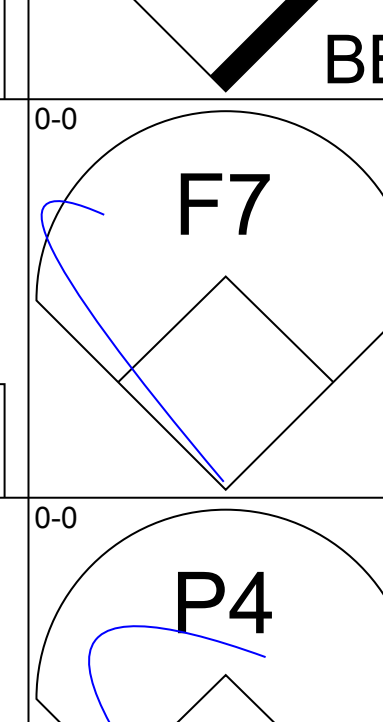
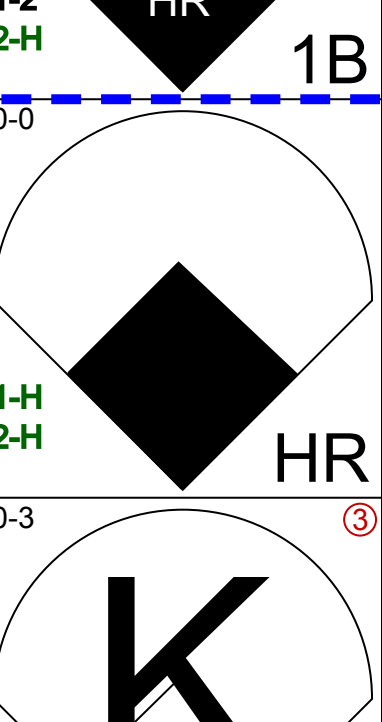
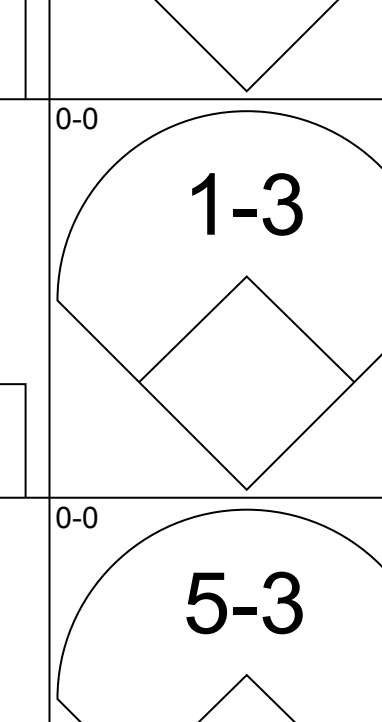
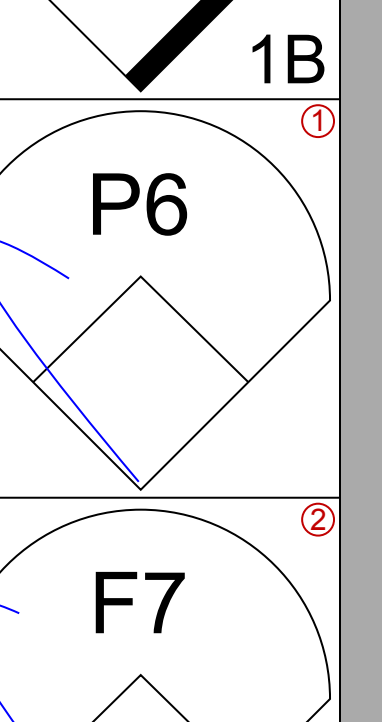
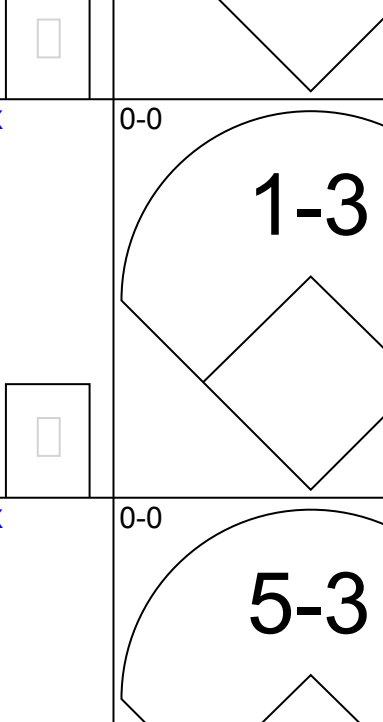
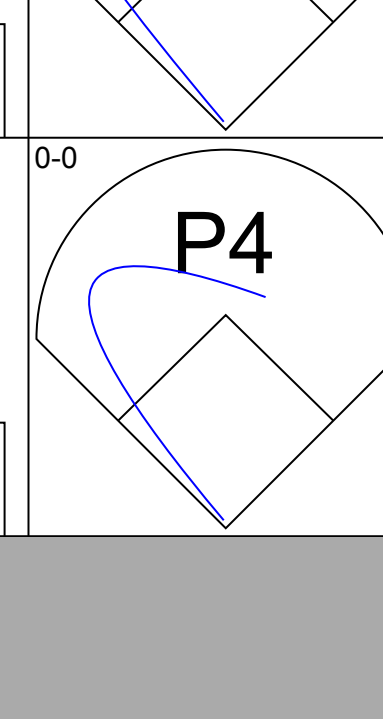
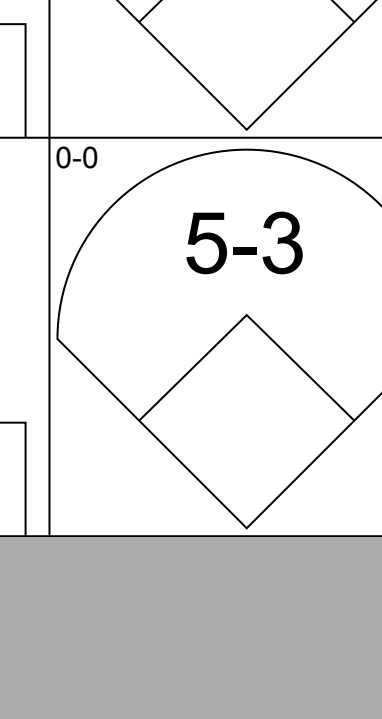
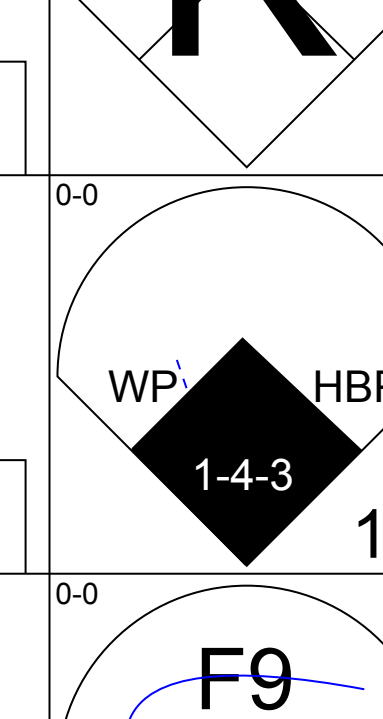
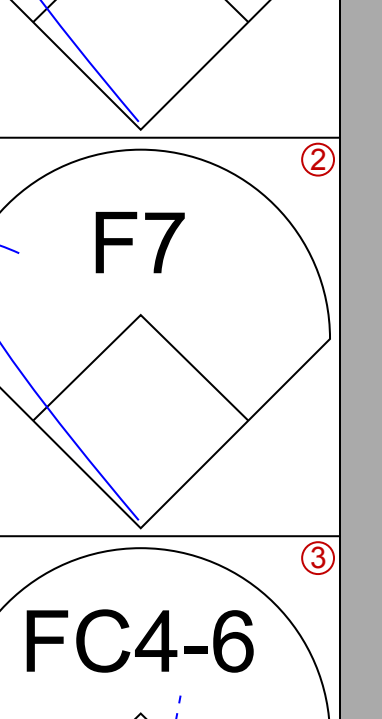
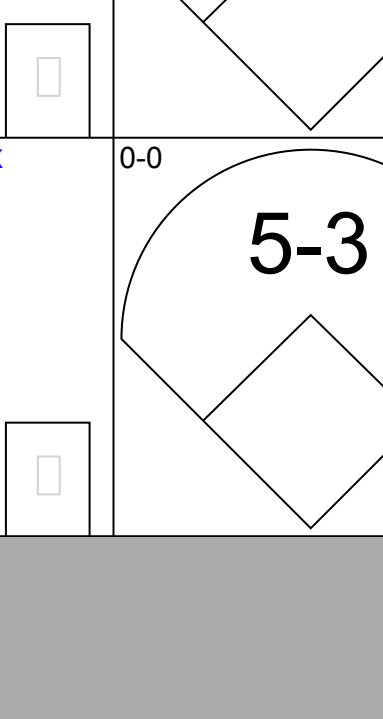
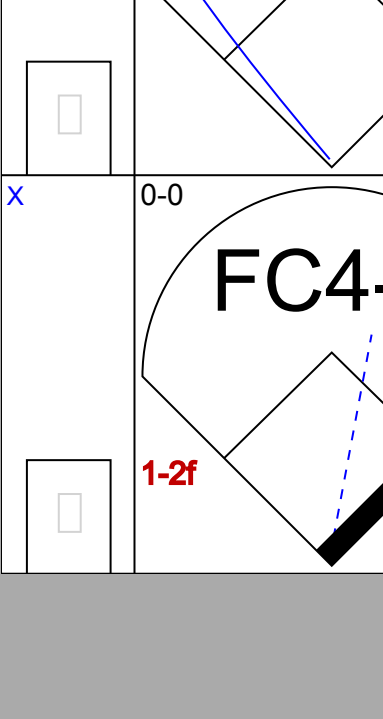
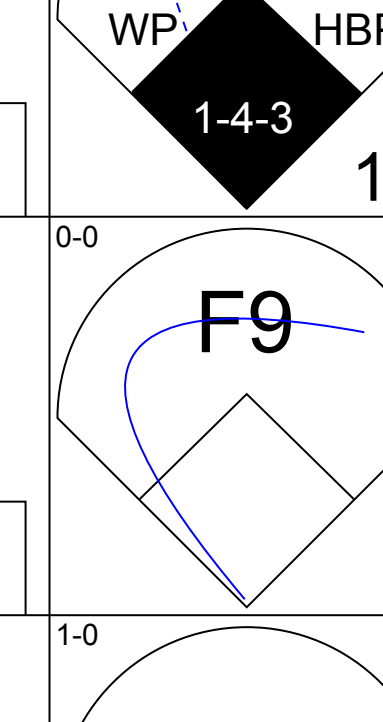
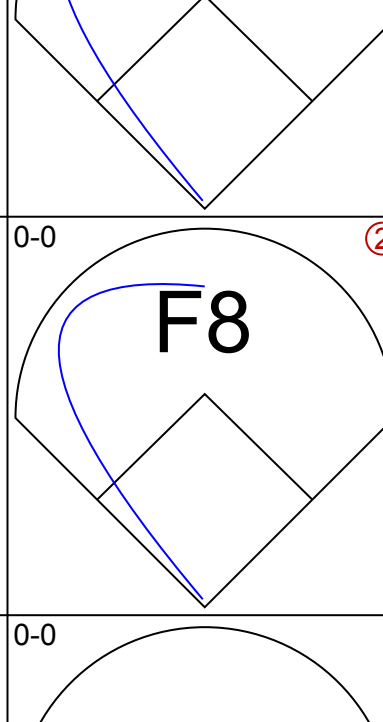
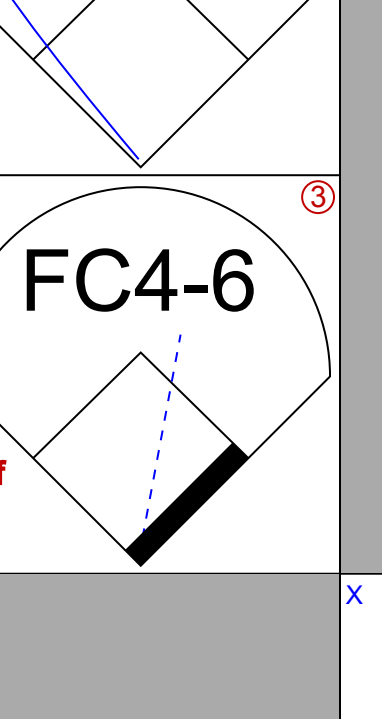
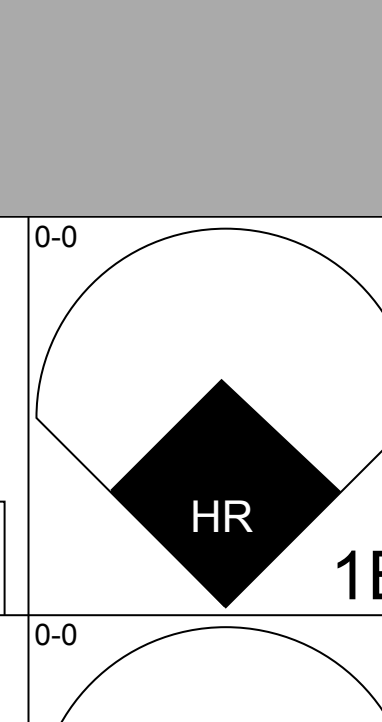
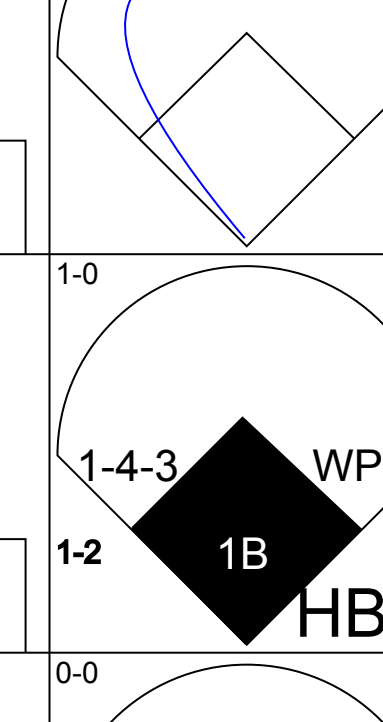
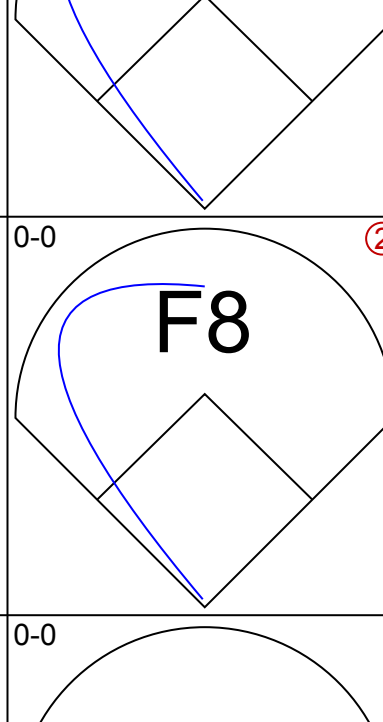
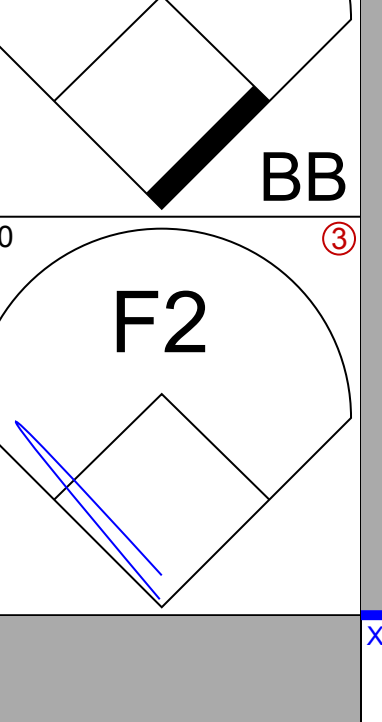
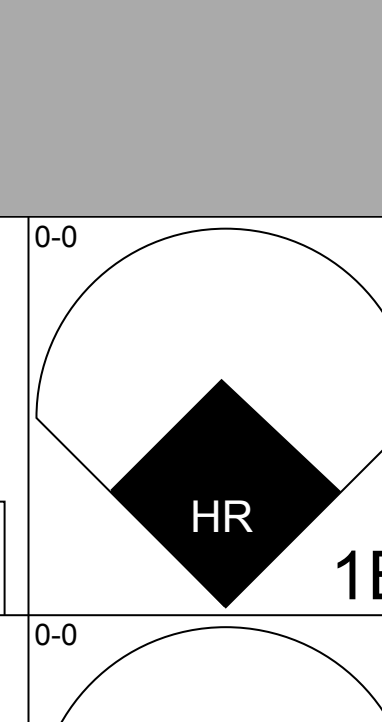
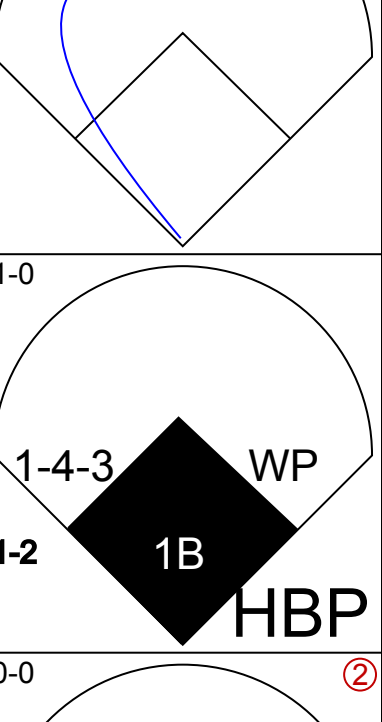

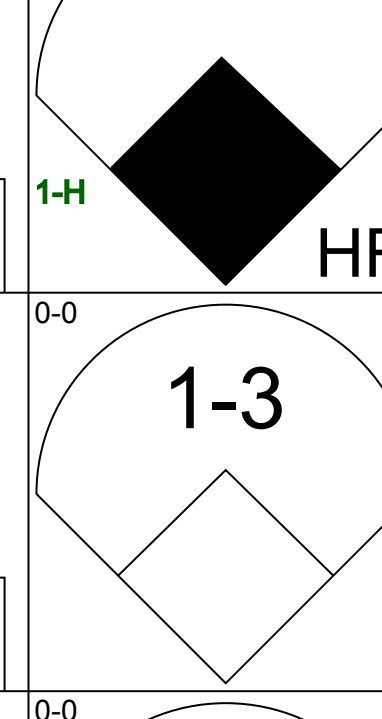
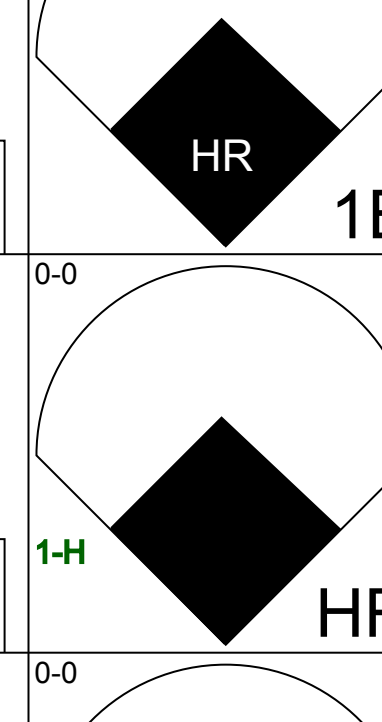


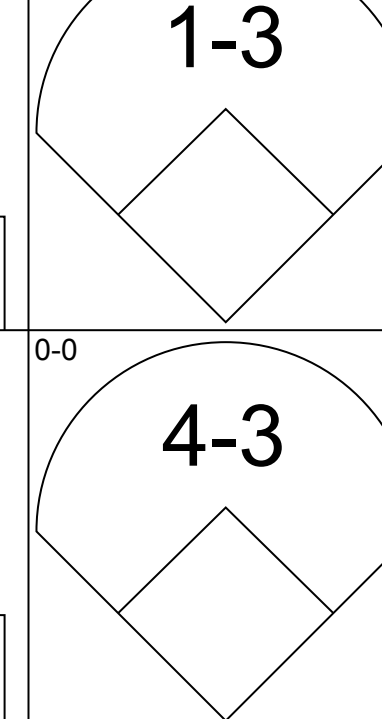
Batter	1	2	3	4	5	6	7	8	9	AB	R	H	RBI	BB	SO	LOB	BOTTOM																		
Manny Mota, R (1, 8) OBP: 0.378, SLG: 0.512											0	0	0	0	0	0	0	Atlanta Braves @ Pittsburgh Pirates Forbes Field, Pittsburgh, PA Tue May 17 1966, 7:05 PM EDT Att: 7,938 - Unknown livebaseballscorecards.com																	
Gene Alley, R (1, 6) OBP: 0.309, SLG: 0.387											0	0	0	0	0	0	0																		
Roberto Clemente, R (1, 9) OBP: 0.341, SLG: 0.495											0	0	0	0	0	0	0																		
Jim Pagliaroni, R (1, 2) OBP: 0.344, SLG: 0.481											0	0	0	0	0	0	0																		
Donn Clendenon, R (1, 3) OBP: 0.310, SLG: 0.353											0	0	0	0	0	0	0																		
Bill Mazeroski, R (1, 4) OBP: 0.280, SLG: 0.333											0	0	0	0	0	0	0																		
Andre Rodgers, R (1, 7) OBP: 0.263, SLG: 0.176											0	0	0	0	0	0	0																		
Jose Pagan, R (1, 5) OBP: 0.291, SLG: 0.423											0	0	0	0	0	0	0																		
Bob Veale, S (1, 1) OBP: 0.150, SLG: 0.150											0	0	0	0	0	0	0																		
Inning Stats											1B: 0	SF: 0	WP: 0	PA: 0	2B: 0	SAC: 0	FB: 0	3B: 0	DP: 0	SB: 0	CS: 0	HR: 0	HBP: 0												
PITCHER Wade Blasingame, L (1, 1) ERA: 5.26	IP	WLS	BF	H	R	ER	SO	BB	IBB	HBP	BLK	WP	HR	S	P	ERA	WHIP																		
																		PITCHER	IP	WLS	BF	H	R	ER	SO	BB	IBB	HBP	BLK	WP	HR	S	P	ERA	WHIP

Batter	1	2	3	4	5	6	7	8	9	AB	R	H	RBI	BB	SO	LOB	TOP			
Adolfo Phillips, R OBP: 0.396, SLG: 0.506 (1, 8)										4	0	1	0	0	1	1				
Glenn Beckert, R OBP: 0.279, SLG: 0.284 (1, 4)										4	0	1	0	0	0	3				
Billy Williams, L OBP: 0.220, SLG: 0.217 Jimmy Stewart, S OBP: 0.111, SLG: 0.154 (1, 9) (6, 9)										3	0	0	0	0	0	1				
Ron Santo, R OBP: 0.386, SLG: 0.486 (1, 5)										4	0	1	0	0	0	0				
14 Ernie Banks, R OBP: 0.241, SLG: 0.329 (1, 3)										4	2	2	2	0	0	1				
Byron Browne, R OBP: 0.337, SLG: 0.474 (1, 7)										4	0	1	0	0	2	0				
Randy Hundley, R OBP: 0.288, SLG: 0.391 (1, 2)										3	0	2	0	1	1	0				
Don Kessinger, S OBP: 0.283, SLG: 0.302 (1, 6)										4	0	1	0	0	0	3				
Ken Holtzman, R OBP: 0.125, SLG: 0.125 Bill Faul, R (2, 1) Frank Thomas, R (5, PH) Bill Connors, R (5, 1)										1	0	0	0	0	0	2				
Inning Stats	R: 0 E: 0 K: 1 S: 5	H: 0 LOB: 0 BB: 0 P: 5	R: 1 E: 0 K: 1 S: 8	H: 3 LOB: 2 BB: 0 P: 8	R: 0 E: 0 K: 0 S: 3	H: 1 LOB: 0 BB: 0 P: 3	R: 0 E: 0 K: 0 S: 3	H: 0 LOB: 0 BB: 0 P: 3	R: 0 E: 0 K: 2 S: 4	H: 1 LOB: 2 BB: 1 P: 8	R: 0 E: 0 K: 0 S: 7	H: 0 LOB: 0 BB: 0 P: 7	R: 0 E: 0 K: 0 S: 2	H: 0 LOB: 0 BB: 1 P: 6	R: 1 E: 0 K: 0 S: 6	H: 3 LOB: 2 BB: 0 P: 6	1B: 7 2B: 1 3B: 0 HR: 2	SF: 0 SAC: 0 DP: 3 HBP: 0	WP: 0 PB: 0 SB: 0 CS: 0	PA: 35
PITCHER Denny Lemaster, L ERA: 2.04 (1, 1)	IP: 9.0 WLS: W BF: 35 H: 9 R: 2 ER: 2 SO: 4 BB: 2 IBB: 0 HBP: 0 BLK: 0 WP: 0 HR: 2 S: 41 P: 49 ERA: 2.00 WHIP: 1.222															PITCHER				

Chicago Cubs @ Atlanta Braves
Atlanta Stadium, Atlanta, GA
Fri May 20 1966, 7:05 PM EDT
Att: 16,001 - Unknown

AB 33
R 2
H 9
RBI 2
BB 2
SO 4
LOB 12





Batter	1	2	3	4	5	6	7	8	9	AB	R	H	RBI	BB	SO	LOB	BOTTOM			
Felipe Alou, R OBP: 0.319, SLG: 0.513 Lee Thomas, L OBP: 0.248, SLG: 0.371 (1, 3) (7, 3)										4	2	2	2	0	0	1				
Woody Woodward, R OBP: 0.398, SLG: 0.395 (1, 6)										4	1	3	1	1	0	0				
Hank Aaron, R OBP: 0.323, SLG: 0.594 Gary Geiger, L OBP: 0.312, SLG: 0.353 (1, 9) (4, PR) (5, 9)										2	1	1	3	1	0	1				
Joe Torre, R OBP: 0.386, SLG: 0.557 (1, 2)										5	1	1	2	0	1	2				
Rico Carty, R OBP: 0.333, SLG: 0.326 (1, 7)										3	1	1	0	1	0	1				
Denis Menke, R OBP: 0.386, SLG: 0.446 (1, 5)										4	1	1	0	0	0	2				
Mack Jones, L OBP: 0.455, SLG: 1.000 (1, 8)										3	3	2	3	0	0	0				
Sandy Alomar Sr., S OBP: 0.133, SLG: 0.103 (1, 4)										4	0	0	1	0	1	1				
Denny Lemaster, R OBP: 0.150, SLG: 0.105 (1, 1)										2	1	0	0	1	0	0				
Inning Stats	R: 0 E: 0 K: 0 S: 3	H: 0 LOB: 1 BB: 1 P: 7	R: 6 E: 0 K: 1 S: 9	H: 4 LOB: 0 BB: 1 P: 14	R: 1 E: 0 K: 1 S: 6	H: 1 LOB: 0 BB: 0 P: 6	R: 3 E: 0 K: 0 S: 5	H: 3 LOB: 1 BB: 2 P: 13	R: 0 E: 1 K: 0 S: 4	H: 0 LOB: 1 BB: 0 P: 4	R: 0 E: 0 K: 0 S: 5	H: 1 LOB: 0 BB: 0 P: 5	R: 2 E: 0 K: 0 S: 5	H: 2 LOB: 0 BB: 0 P: 5	R: 0 E: 0 K: 0 S: 3	H: 0 LOB: 0 BB: 0 P: 3	1B: 6 2B: 0 3B: 0 HR: 5	SF: 0 SAC: 1 DP: 0 HBP: 1	WP: 1 PB: 0 SB: 0 CS: 0	PA: 40
PITCHER Ken Holtzman, L ERA: 6.04 Bill Faul, R ERA: 5.6 Bill Connors, R ERA: 9.0 (1, 1) (2, 1) (5, 1)	IP: 1.2 WLS: L BF: 11 H: 3 R: 5 ER: 5 SO: 2 BB: 2 IBB: 0 HBP: 0 BLK: 0 WP: 0 HR: 4 S: 15 P: 23 ERA: 27.00 WHIP: 3.000															PITCHER				


Chicago Cubs @ Atlanta Braves
Atlanta Stadium, Atlanta, GA
Fri May 20 1966, 7:05 PM EDT
Att: 16,001 - Unknown


AB 34
R 12
H 11
RBI 12
BB 4
SO 2
LOB 9



Batter	1	2	3	4	5	6	7	8	9	AB	R	H	RBI	BB	SO	LOB	TOP																		
Adolfo Phillips, R (1, 8) OBP: 0.359, SLG: 0.494											0	0	0	0	0	0	0	Chicago Cubs @ Atlanta Braves Atlanta Stadium, Atlanta, GA Sun May 22 1966, 3:33 AM EDT Unknown livebaseballscorecards.com																	
Glenn Beckert, R (1, 4) OBP: 0.276, SLG: 0.300											0	0	0	0	0	0	0																		
Billy Williams, L (1, 9) OBP: 0.235, SLG: 0.252											0	0	0	0	0	0	0																		
Ron Santo, R (1, 5) OBP: 0.386, SLG: 0.477											0	0	0	0	0	0	0																		
14 Ernie Banks, R (1, 3) OBP: 0.228, SLG: 0.314											0	0	0	0	0	0	0																		
Byron Browne, R (1, 7) OBP: 0.319, SLG: 0.446											0	0	0	0	0	0	0																		
Randy Hundley, R (1, 2) OBP: 0.294, SLG: 0.438											0	0	0	0	0	0	0																		
Don Kessinger, S (1, 6) OBP: 0.276, SLG: 0.297											0	0	0	0	0	0	0																		
Dick Ellsworth, L (1, 1) OBP: 0.111, SLG: 0.111											0	0	0	0	0	0	0																		
Inning Stats											1B: 0	SF: 0	2B: 0	SAC: 0	3B: 0	DP: 0	HR: 0		HBP: 0	WP: 0	PA: 0	FB: 0	SB: 0	CS: 0											
PITCHER Wade Blasingame, L (1, 1) ERA: 5.51	IP	WLS	BF	H	R	ER	SO	BB	IBB	HBP	BLK	WP	HR	S	P	ERA	WHIP																		
																		PITCHER	IP	WLS	BF	H	R	ER	SO	BB	IBB	HBP	BLK	WP	HR	S	P	ERA	WHIP

Batter	1	2	3	4	5	6	7	8	9	AB	R	H	RBI	BB	SO	LOB	BOTTOM																		
Felipe Alou, R (1, 8) OBP: 0.310, SLG: 0.497											0	0	0	0	0	0	0	Chicago Cubs @ Atlanta Braves Atlanta Stadium, Atlanta, GA Sun May 22 1966, 3:33 AM EDT Unknown livebaseballscorecards.com																	
Woody Woodward, R (1, 6) OBP: 0.376, SLG: 0.370											0	0	0	0	0	0	0																		
Hank Aaron, R (1, 9) OBP: 0.331, SLG: 0.621											0	0	0	0	0	0	0																		
Rico Carty, R (1, 7) OBP: 0.346, SLG: 0.333											0	0	0	0	0	0	0																		
Joe Torre, R (1, 3) OBP: 0.394, SLG: 0.555											0	0	0	0	0	0	0																		
Denis Menke, R (1, 5) OBP: 0.390, SLG: 0.477											0	0	0	0	0	0	0																		
Gene Oliver, R (1, 2) OBP: 0.231, SLG: 0.208											0	0	0	0	0	0	0																		
Sandy Alomar Sr., S (1, 4) OBP: 0.129, SLG: 0.100											0	0	0	0	0	0	0																		
Wade Blasingame, L (1, 1) OBP: 0.250, SLG: 0.250											0	0	0	0	0	0	0																		
Inning Stats											1B: 0	SF: 0	2B: 0	SAC: 0	3B: 0	DP: 0	HR: 0		HBP: 0	WP: 0	PA: 0	FB: 0	SB: 0	CS: 0											
PITCHER Dick Ellsworth, L (1, 1) ERA: 1.78	IP	WLS	BF	H	R	ER	SO	BB	IBB	HBP	BLK	WP	HR	S	P	ERA	WHIP																		
																		PITCHER	IP	WLS	BF	H	R	ER	SO	BB	IBB	HBP	BLK	WP	HR	S	P	ERA	WHIP

Batter	1	2	3	4	5	6	7	8	9	AB	R	H	RBI	BB	SO	LOB	TOP																		
Adolfo Phillips, R (1, 8) OBP: 0.365, SLG: 0.488											0	0	0	0	0	0	0	Chicago Cubs @ Atlanta Braves Atlanta Stadium, Atlanta, GA Sun May 22 1966, 3:38 AM EDT Att: 23,442 - Unknown livebaseballscorecards.com																	
Glenn Beckert, R (1, 4) OBP: 0.285, SLG: 0.309											0	0	0	0	0	0	0																		
Billy Williams, L (1, 9) OBP: 0.235, SLG: 0.252											0	0	0	0	0	0	0																		
Ron Santo, R (1, 5) OBP: 0.382, SLG: 0.465											0	0	0	0	0	0	0																		
George Altman, L (1, 3) OBP: 0.261, SLG: 0.422											0	0	0	0	0	0	0																		
Byron Browne, R (1, 7) OBP: 0.316, SLG: 0.437											0	0	0	0	0	0	0																		
Randy Hundley, R (1, 2) OBP: 0.302, SLG: 0.434											0	0	0	0	0	0	0																		
Don Kessinger, S (1, 6) OBP: 0.287, SLG: 0.305											0	0	0	0	0	0	0																		
Ernie Broglio, R (1, 1) OBP: 0.300, SLG: 0.222											0	0	0	0	0	0	0																		
Inning Stats											1B: 0	SF: 0	WP: 0	PA: 0	2B: 0	SAC: 0	FB: 0	3B: 0	DP: 0	SB: 0	CS: 0	HR: 0	HBP: 0												
PITCHER Ken Johnson, R (1, 1) ERA: 2.75	IP	WLS	BF	H	R	ER	SO	BB	IBB	HBP	BLK	WP	HR	S	P	ERA	WHIP	PITCHER	IP	WLS	BF	H	R	ER	SO	BB	IBB	HBP	BLK	WP	HR	S	P	ERA	WHIP

Batter	1	2	3	4	5	6	7	8	9	AB	R	H	RBI	BB	SO	LOB	BOTTOM																		
Felipe Alou, R (1, 7) OBP: 0.309, SLG: 0.491											0	0	0	0	0	0	0	Chicago Cubs @ Atlanta Braves Atlanta Stadium, Atlanta, GA Sun May 22 1966, 3:38 AM EDT Att: 23,442 - Unknown livebaseballscorecards.com																	
Mack Jones, L (1, 8) OBP: 0.400, SLG: 0.846											0	0	0	0	0	0	0																		
Hank Aaron, R (1, 9) OBP: 0.348, SLG: 0.639											0	0	0	0	0	0	0																		
Eddie Mathews, L (1, 5) OBP: 0.286, SLG: 0.282											0	0	0	0	0	0	0																		
Joe Torre, R (1, 2) OBP: 0.390, SLG: 0.541											0	0	0	0	0	0	0																		
Lee Thomas, L (1, 3) OBP: 0.246, SLG: 0.368											0	0	0	0	0	0	0																		
Woody Woodward, R (1, 6) OBP: 0.375, SLG: 0.369											0	0	0	0	0	0	0																		
Sandy Alomar Sr., S (1, 4) OBP: 0.114, SLG: 0.088											0	0	0	0	0	0	0																		
Ken Johnson, R (1, 1) OBP: 0.188, SLG: 0.313											0	0	0	0	0	0	0																		
Inning Stats											1B: 0	SF: 0	WP: 0	PA: 0	2B: 0	SAC: 0	FB: 0	3B: 0	DP: 0	SB: 0	CS: 0	HR: 0	HBP: 0												
PITCHER Ernie Broglio, R (1, 1) ERA: 5.34	IP	WLS	BF	H	R	ER	SO	BB	IBB	HBP	BLK	WP	HR	S	P	ERA	WHIP	PITCHER	IP	WLS	BF	H	R	ER	SO	BB	IBB	HBP	BLK	WP	HR	S	P	ERA	WHIP

Batter	1	2	3	4	5	6	7	8	9	AB	R	H	RBI	BB	SO	LOB	TOP								
Felipe Alou, R OBP: 0.303, SLG: 0.480 (1, 7)	0-0 4-3			0-0 6-3		0-0 HBP BB 1B	0-0 F2		0-0 6-3	5	1	1	0	0	0	0	Atlanta Braves @ Cincinnati Reds Crosley Field, Cincinnati, OH Mon May 23 1966, 7:05 PM EDT Att: 5,482 - Unknown - 81 F								
Mack Jones, L OBP: 0.435, SLG: 0.762 (1, 8) (5, 9) (6, 8) (7, 1)	0-3 K			0-0		0-0 BB HBP	0-0 WP 1B		0-0 1B	4	2	3	0	0	1	0									
Clay Carroll, R (7, 1)				2B		1-2 2B 1B	0-0 1B		0-0 1B	0	0	0	0	0	0	0									
Billy O'Dell, S OBP: 0.250, SLG: 0.250 (7, 1)				K		1-2 2B 1B	0-0 1B		0-0 1B	1	0	1	0	0	0	0									
Hank Aaron, R OBP: 0.365, SLG: 0.636 (1, 9) (5, 8) (6, 9)	0-3 K			0-0 K		1-0 BB HBP	0-0 1B		0-0 1B	4	1	2	1	0	2	1									
Eddie Mathews, L OBP: 0.289, SLG: 0.280 (1, 5)		0-0 F9		0-0 1-3		4-0 2B SF9 BB	0-0 G4-6-3 1B		0-0 F4	4	1	1	1	1	0	3									
Joe Torre, R OBP: 0.389, SLG: 0.585 (1, 3)		0-0 F3				0-0 HR	0-0 SF9 2B		0-0 G4-6-3	4	1	2	3	0	0	2									
Denis Menke, R OBP: 0.391, SLG: 0.457 (1, 6)		0-0 F4				0-0 5-3	0-0 SF9		0-0 F5	3	0	0	1	0	0	0									
Gene Oliver, R OBP: 0.200, SLG: 0.212 (1, 2)				0-0 6-3		0-0 4-3	0-3 K		0-3 K	4	0	0	0	0	2	1									
Woody Woodward, R OBP: 0.379, SLG: 0.367 (1, 4)				0-3 K		0-0 1B	4-0 IBB		0-0 5-3	3	0	1	0	1	1	0									
Hank Fischer, R (1, 1)				0-0 4-3		0-3 K	0-3 K		0-3 K	3	0	0	0	0	2	3									
Gary Geiger, L OBP: 0.313, SLG: 0.342 (7, 8)				4-3		K	K		K	1	0	0	0	0	1	0									
Inning Stats	R: 0 E: 0 K: 2 S: 7	H: 0 LOB: 0 BB: 0 P: 7	R: 0 E: 0 K: 0 S: 3	H: 0 LOB: 0 BB: 0 P: 3	R: 0 E: 0 K: 1 S: 5	H: 0 LOB: 0 BB: 0 P: 5	R: 0 E: 0 K: 1 S: 6	H: 1 LOB: 1 BB: 0 P: 6	R: 1 E: 0 K: 1 S: 7	H: 2 LOB: 1 BB: 0 P: 7	R: 4 E: 0 K: 2 S: 10	H: 3 LOB: 2 BB: 2 P: 19	R: 1 E: 0 K: 0 S: 5	H: 3 LOB: 1 BB: 0 P: 5	R: 0 E: 0 K: 1 S: 5	H: 0 LOB: 0 BB: 0 P: 5	R: 0 E: 0 K: 1 S: 7	H: 2 LOB: 2 BB: 0 P: 7	1B: 8 2B: 2 3B: 0 HR: 1	SF: 1 SAC: 0 DP: 1 HBP: 1	WP: 2 PB: 2 SB: 0 CS: 0	PA: 40			
PITCHER	IP	WLS	BF	H	R	ER	SO	BB	IBB	HBP	BLK	WP	HR	S	P	ERA	WHIP								
Sammy Ellis, R ERA: 5.5 (1, 1)	5.0	L	22	5	5	5	5	1	0	1	0	0	1	30	35	9.00	1.200								
Don Nottebart, R ERA: 1.53 (6, 1)	2.0		10	4	1	1	2	0	1	0	0	1	0	13	17	4.50	2.000								
Jack Baldschun, R ERA: 5.59 (8, 1)	2.0		8	2	0	0	2	0	0	0	0	0	0	12	12	0.00	1.000								

AB	36
R	6
H	11
RBI	6
BB	2
SO	9
LOB	10



Batter	1	2	3	4	5	6	7	8	9	AB	R	H	RBI	BB	SO	LOB	BOTTOM								
Tommy Helms, R OBP: 0.283, SLG: 0.336 (1, 5)	0-0 F8		0-0 FC6-4 1B		0-0 1-1 HR		0-0 F9			4	1	2	3	0	0	1	Atlanta Braves @ Cincinnati Reds Crosley Field, Cincinnati, OH Mon May 23 1966, 7:05 PM EDT Att: 5,482 - Unknown - 81 F								
Pete Rose, S OBP: 0.315, SLG: 0.360 (1, 4)	0-3 K		0-0 FC6-4 1-2		0-0 4-3			0-0 G6-4-3 1B		4	0	1	0	0	1	2									
Vada Pinson, L OBP: 0.362, SLG: 0.473 (1, 8)	0-3 K			0-0 F5	0-0 F8			0-0 F7		4	0	0	0	0	1	1									
Don Pavletich, R OBP: 0.354, SLG: 0.500 (1, 3)		0-3 K		0-3 K		0-0 E6 G6-4-3		0-0 G6-4-3		4	0	0	0	0	2	1									
Art Shamsky, L OBP: 0.396, SLG: 0.756 (1, 9)		0-0 F8		0-0 6-3		0-3 K			0-0 6-3	4	0	0	0	0	1	1									
Deron Johnson, R OBP: 0.258, SLG: 0.333 (1, 7)		0-0 F7			0-0 2B E 1B	0-0 G6-4-3		0-0 F8		4	1	1	0	0	0	1									
Leo Cardenas, R OBP: 0.333, SLG: 0.392 (1, 6)			0-0 6-3		0-0 F9		0-0 BB 1B		0-0 4-3	4	0	1	0	0	0	1									
Johnny Edwards, L OBP: 0.317, SLG: 0.352 (1, 2)			0-0 F7		0-0 E HR 2B		0-0 BB			2	1	1	0	1	0	0									
Sammy Ellis, L OBP: 0.263, SLG: 0.125 (1, 1)				4-0 1B		0-0 E6		0-0 G1-6-4-3		1	1	0	0	1	0	1									
Don Nottebart, R (6, 1)										0	0	0	0	0	0	0									
Gordy Coleman, L OBP: 0.226, SLG: 0.200 (7, PH)										0	0	0	0	0	0	0									
Tommy Harper, R OBP: 0.337, SLG: 0.267 (7, PH)										0	0	0	0	0	0	0									
Jack Baldschun, R (8, 1)										0	0	0	0	0	0	0									
Inning Stats	R: 0 E: 0 K: 2 S: 7	H: 0 LOB: 0 BB: 0 P: 7	R: 0 E: 0 K: 1 S: 5	H: 0 LOB: 0 BB: 0 P: 5	R: 0 E: 0 K: 0 S: 4	H: 1 LOB: 2 BB: 1 P: 8	R: 0 E: 0 K: 1 S: 5	H: 0 LOB: 0 BB: 0 P: 5	R: 4 E: 1 K: 0 S: 7	H: 3 LOB: 0 BB: 0 P: 7	R: 0 E: 0 K: 1 S: 5	H: 0 LOB: 1 BB: 1 P: 5	R: 0 E: 0 K: 0 S: 3	H: 1 LOB: 1 BB: 0 P: 3	R: 0 E: 0 K: 0 S: 3	H: 0 LOB: 0 BB: 0 P: 3	R: 0 E: 0 K: 1 S: 3	H: 0 LOB: 0 BB: 0 P: 3	1B: 4 2B: 1 3B: 0 HR: 1	SF: 0 SAC: 0 DP: 3 HBP: 0	WP: 0 PB: 0 SB: 0 CS: 0	PA: 34			
PITCHER	IP	WLS	BF	H	R	ER	SO	BB	IBB	HBP	BLK	WP	HR	S	P	ERA	WHIP								
Hank Fischer, R ERA: 4.06 (1, 1)	6.0	W	24	4	4	3	5	1	0	0	0	0	1	33	37	4.50	0.833								
Clay Carroll, R ERA: 1.23 (7, 1)	0.0		2	1	0	0	0	1	0	0	0	0	0	1	5										
Billy O'Dell, L ERA: 1.75 (7, 1)	3.0	S	8	1	0	0	0	0	0	0	0	0	0	8	8	0.00	0.333								

AB	32
R	4
H	6
RBI	3
BB	2
SO	5
LOB	11



Batter	1	2	3	4	5	6	7	8	9	AB	R	H	RBI	BB	SO	LOB	TOP					
Felipe Alou, R OBP: 0.312, SLG: 0.503 (1, 7)	0-0 SH3-4 1B		0-0 1B		0-0 HR		0-0 F9			4	1	3	1	0	0	0	Atlanta Braves @ Cincinnati Reds Crosley Field, Cincinnati, OH Tue May 24 1966, 7:05 PM EDT Att: 5,510 - Unknown					
Mack Jones, L OBP: 0.060, SLG: 0.096 (1, 8)	0-0 SH3-4		0-3 K		0-0 F5		0-0 G3			2	0	0	0	0	1	1						
Gary Geiger, L OBP: 0.311, SLG: 0.342 Rico Garrity, R OBP: 0.327, SLG: 0.313 (7, PH)	1-2									0	0	0	0	0	0	0						
Hank Aaron, R OBP: 0.356, SLG: 0.619 (2, 8)	0-3 K		0-0 F4		0-0 F6			0-0 F6		4	0	0	0	0	1	2						
Eddie Mathews, L OBP: 0.288, SLG: 0.273 (1, 5)	4-0 FC6-4 BB			0-0 E1 1B	0-0 4-3			0-3 K		3	1	0	0	1	1	0						
Joe Torre, R OBP: 0.386, SLG: 0.571 (1, 3)	0-0 FC6-4			0-0 F8		4-0 BB		0-0 6-3		3	0	0	0	1	0	3						
Denis Menke, R OBP: 0.387, SLG: 0.448 (1, 6)		0-0 5-3		0-0 F8		0-0 F4			0-0 1B	4	0	1	0	0	0	2						
Gene Oliver, R OBP: 0.205, SLG: 0.216 (1, 2)	0-0 F4		0-0 1B	1-2 1B		0-0 P2		0-3 K		4	0	1	0	0	1	2						
Woody Woodward, R OBP: 0.377, SLG: 0.366 Clay Carroll, R (7, 1)	0-3 K		0-0 1B		0-3 K			0-0 F7		3	0	1	1	0	2	1						
Arnold Umbach, R Miguel de la Hoz, R OBP: 0.053, SLG: 0.053 (9, PH)			1-3 2H 1B					0-0 F9		0	0	0	0	0	0	0						
Denny Lemaster, R OBP: 0.136, SLG: 0.095 Chi-Chi Olivo, R (6, 1)			0-0 F7		0-3 K		0-0 F8		0-0 F9	2	0	0	0	0	1	2						
Frank Bolling, R OBP: 0.197, SLG: 0.188 (6, 4)										0	0	0	0	0	0	0						
Inning Stats	R: 0 E: 0 K: 1 S: 6	H: 1 LOB: 2 BB: 1 P: 10	R: 0 E: 0 K: 1 S: 5	H: 0 LOB: 0 BB: 0 P: 5	R: 0 E: 0 K: 1 S: 6	H: 1 LOB: 1 BB: 0 P: 6	R: 1 E: 1 K: 1 S: 8	H: 2 LOB: 2 BB: 0 P: 8	R: 1 E: 0 K: 0 S: 4	H: 1 LOB: 0 BB: 0 P: 4	R: 0 E: 0 K: 1 S: 5	H: 0 LOB: 0 BB: 0 P: 9	R: 0 E: 0 K: 0 S: 3	H: 0 LOB: 0 BB: 0 P: 3	R: 0 E: 0 K: 1 S: 5	H: 1 LOB: 1 BB: 0 P: 6	1B: 5 2B: 0 3B: 0 HR: 1	SF: 0 SAC: 1 DP: 0 HBP: 0	WP: 0 PB: 0 SB: 0 CS: 0	PA: 36		
PITCHER	IP	WLS	BF	H	R	ER	SO	BB	IBB	HBP	BLK	WP	HR	S	P	ERA	WHIP					
Joey Jay, R ERA: 4.23	(1, 1)	6.0	W	26	5	2	1	5	2	0	0	0	0	1	34	42	1.50	1.167				
Billy McCool, L ERA: 1.25	(7, 1)	3.0	S	10	1	0	0	2	0	0	0	0	0	0	14	14	0.00	0.333				

AB 33
R 2
H 6
RBI 2
BB 2
SO 7
LOB 15



Batter	1	2	3	4	5	6	7	8	9	AB	R	H	RBI	BB	SO	LOB	BOTTOM					
Tommy Helms, R OBP: 0.301, SLG: 0.360 (1, 5)	0-0 F7		0-0 2B			1B		BB 1B		5	1	4	1	0	0	0	Atlanta Braves @ Cincinnati Reds Crosley Field, Cincinnati, OH Tue May 24 1966, 7:05 PM EDT Att: 5,510 - Unknown					
Pete Rose, S OBP: 0.318, SLG: 0.357 (1, 4)	0-0 F3		0-0 5-3			1B	F7	BB 1B		4	1	1	0	1	0	2						
Vada Pinson, L OBP: 0.363, SLG: 0.470 (1, 8)	0-3 K					1B	1B	BB 1B	0-0 F7	5	1	2	0	0	1	3						
Don Pavletich, R OBP: 0.349, SLG: 0.487 (1, 3)		0-0 F9		0-0 F8		1B	1B	BB 1B	0-0 G6-4-3	4	0	1	2	0	0	1						
Deron Johnson, R OBP: 0.274, SLG: 0.357 (1, 7)		0-0 2B		0-3 K		1B	1B	BB 1B	0-0 FC4-2	4	1	3	0	0	1	0						
Leo Cardenas, R OBP: 0.338, SLG: 0.403 (1, 6)		0-0 B1			0-0 E	1B	1B	BB 1B	0-0 FC5-4	4	2	2	1	0	0	2						
Dick Simpson, R OBP: 0.200, SLG: 0.200 (1, 9)		0-0 F8			0-0 F4	1B	1B	BB 1B	0-0 FC4-2	2	0	0	0	0	0	2						
Art Shamsky, L OBP: 0.389, SLG: 0.739 Billy McCool, R OBP: 0.250, SLG: 0.250 (7, 1)					0-0 F4	1B	1B	BB 1B	0-0 FC4-2	1	1	1	0	0	0	3						
Johnny Edwards, L OBP: 0.326, SLG: 0.365 (1, 2)			0-0 F8		4-0 WP	1B	1B	BB 1B	0-0 F4	3	1	1	2	1	0	1						
Joey Jay, S OBP: 0.176, SLG: 0.125 Mei Queen, L OBP: 0.205, SLG: 0.097 (6, PH)					0-3 K	1B	1B	BB 1B	0-0 F8	2	0	1	0	0	1	1						
Inning Stats	R: 0 E: 0 K: 1 S: 5	H: 0 LOB: 0 BB: 0 P: 5	R: 0 E: 0 K: 0 S: 4	H: 1 LOB: 1 BB: 0 P: 4	R: 0 E: 0 K: 1 S: 5	H: 0 LOB: 0 BB: 0 P: 5	R: 1 E: 0 K: 1 S: 5	H: 1 LOB: 0 BB: 1 P: 9	R: 7 E: 0 K: 0 S: 11	H: 8 LOB: 1 BB: 0 P: 11	R: 0 E: 0 K: 0 S: 4	H: 2 LOB: 1 BB: 0 P: 4	R: 0 E: 0 K: 0 S: 5	H: 2 LOB: 3 BB: 1 P: 9	1B: 12 2B: 4 3B: 0 HR: 0	SF: 1 SAC: 0 DP: 1 HBP: 0	WP: 1 PB: 0 SB: 1 CS: 1	PA: 39				
PITCHER	IP	WLS	BF	H	R	ER	SO	BB	IBB	HBP	BLK	WP	HR	S	P	ERA	WHIP					
Denny Lemaster, L ERA: 2.79	(1, 1)	5.0	L	23	9	6	3	1	0	0	0	0	0	6	28	32	10.80	2.000				
Chi-Chi Olivo, R ERA: 2.67	(6, 1)	1.0		6	3	2	2	0	0	0	0	0	0	6	6	18.00	3.000					
Clay Carroll, R ERA: 1.19	(7, 1)	1.0		4	2	0	0	0	0	0	0	0	0	4	4	0.00	2.000					
Arnold Umbach, R ERA: 5.4	(8, 1)	1.0		6	2	0	0	0	1	0	0	0	0	5	9	0.00	3.000					

AB 36
R 8
H 16
RBI 7
BB 2
SO 3
LOB 16



Batter	1	2	3	4	5	6	7	8	9	AB	R	H	RBI	BB	SO	LOB	TOP									
Felipe Alou, R OBP: 0.311, SLG: 0.503 (1, 7)	0-3 K		0-0 6-3			0-0 F9 1B 2B		0-0 FC4-6		4	1	1	0	0	1	1	Atlanta Braves @ Cincinnati Reds Crosley Field, Cincinnati, OH Wed May 25 1966, 7:05 PM EDT Att: 6,909 - Unknown									
Mack Jones, L OBP: 0.357, SLG: 0.615 (1, 8)	0-0 F8		0-3 K			0-0 F9		0-0 F2		3	0	0	0	0	1	1										
Gary Geiger, L OBP: 0.310, SLG: 0.338 (6, 8)			0-0 K			2-3				1	0	0	0	0	0	1										
Hank Aaron, R OBP: 0.354, SLG: 0.610 (1, 9)	0-3 K		0-0 1-3			0-0 CS 1B			0-0 F8	4	0	1	1	0	1	0										
Eddie Mathews, L OBP: 0.287, SLG: 0.272 (1, 5)		0-0 F9		0-0 F5		0-0 F7			0-0 5-3 1B	4	0	1	0	0	0	1										
Joe Torre, R OBP: 0.376, SLG: 0.555 (1, 3)		0-0 G3		0-0 F2		0-0 CS	0-0 F9		0-0 5-3	4	0	0	0	0	0	1										
Denis Menke, R OBP: 0.382, SLG: 0.434 (1, 6)		4-0 1B BB		0-0 6-3			0-0 F9		0-3 K	3	1	0	0	1	1	1										
Gene Oliver, R OBP: 0.214, SLG: 0.225 (1, 2)		0-0 1B 1B		0-0 6-3			0-0 F4			3	0	1	0	0	0	0										
Woody Woodward, R OBP: 0.380, SLG: 0.368 (8, PH)		0-0 1B		0-0 5-3				4-0 FC4-6 BB		2	0	1	1	0	0	0										
Lee Thomas, L OBP: 0.261, SLG: 0.365 (8, 4)		1-2 2H 1B		0-3 K				0-3 K		0	0	0	0	0	0	0										
Sandy Alomar Sr., S OBP: 0.108, SLG: 0.083 (8, 4)										0	0	0	0	0	0	0										
Tony Cloninger, R OBP: 0.160, SLG: 0.167 (8, PH)										2	0	0	0	0	2	2										
Rico Carty, R OBP: 0.325, SLG: 0.310 (8, 1)										1	0	0	0	0	1	1										
Chi-Chi Olivo, R OBP: 0.250, SLG: 0.250 (8, 1)										0	0	0	0	0	0	0										
Billy O'Dell, S OBP: 0.250, SLG: 0.250 (8, 1)										0	0	0	0	0	0	0										
Clay Carroll, R OBP: 0.250, SLG: 0.250 (8, 1)										0	0	0	0	0	0	0										
Inning Stats	R: 0 E: 0 K: 2 S: 7	H: 0 LOB: 0 BB: 0 P: 7	R: 1 E: 0 K: 1 S: 7	H: 2 LOB: 2 BB: 1 P: 11	R: 0 E: 0 K: 1 S: 5	H: 0 LOB: 0 BB: 0 P: 5	R: 0 E: 0 K: 0 S: 3	H: 0 LOB: 0 BB: 0 P: 3	R: 0 E: 0 K: 1 S: 5	H: 2 LOB: 0 BB: 0 P: 5	R: 0 E: 0 K: 0 S: 4	H: 0 LOB: 0 BB: 0 P: 4	R: 0 E: 0 K: 0 S: 3	H: 0 LOB: 0 BB: 0 P: 3	R: 0 E: 0 K: 1 S: 5	H: 1 LOB: 1 BB: 1 P: 9	R: 0 E: 0 K: 1 S: 6	H: 1 LOB: 1 BB: 0 P: 6	1B: 4 2B: 1 3B: 0 HR: 0	SF: 0 SAC: 0 DP: 0 HBP: 0	WP: 0 PB: 0 SB: 0 CS: 1	PA: 34				
PITCHER Mitt Pappas, R ERA: 2.52 (1, 1)	IP: 9.0 WLS: W BF: 33	H: 5 R: 2 ER: 2 SO: 7	BB: 2 IBB: 0 HBP: 0 BLK: 0	WP: 0 HR: 0 S: 45 P: 53	ERA: 2.00 WHIP: 0.778											ERA: 2.00 WHIP: 0.778										

AB	31
R	2
H	5
RBI	2
BB	2
SO	7
LOB	9




Batter	1	2	3	4	5	6	7	8	9	AB	R	H	RBI	BB	SO	LOB	BOTTOM									
Tommy Helms, R OBP: 0.311, SLG: 0.371 (1, 5)	0-0 F8		0-0 E 1B		0-0 F7	4-0 E BB		0-0 2B 2B		4	2	2	1	1	0	0	Atlanta Braves @ Cincinnati Reds Crosley Field, Cincinnati, OH Wed May 25 1966, 7:05 PM EDT Att: 6,909 - Unknown									
Pete Rose, S OBP: 0.314, SLG: 0.347 (1, 4)	0-0 5-3		0-0 E4 1-3		0-0 1-3	0-0 E4 1-3 2H		4-0 2B SF9 BB		4	1	0	0	1	0	2										
Vada Pinson, L OBP: 0.384, SLG: 0.489 (1, 8)			4-0 FC5-4 IBB		0-0 WP 1B	4-0 E IBB		0-0 SF9 1-3 2H 2B		3	0	3	1	2	0	0										
Gordy Coleman, L OBP: 0.229, SLG: 0.182 (6, PR)	0-0 F8		0-0 F5		4-0 WP BB	0-0 E4 FC6-4		0-0 G3		3	0	0	0	1	0	6										
Dick Simpson, R OBP: 0.200, SLG: 0.200 (7, 9)					1-2 BB	1-2 2-3 3H		0-0 SF9		0	0	0	0	0	0	2										
Mel Queen, L OBP: 0.200, SLG: 0.094 (7, 9)					0-3 K	0-0 FC6-4		0-0 SF9		4	0	0	1	0	1	8										
Deron Johnson, R OBP: 0.264, SLG: 0.345 (7, 3)		0-0 F4	0-0 FC5-4		0-0 K	0-0 FC6-4		0-0 SF9		4	0	0	1	0	1	8										
Art Shamsky, L OBP: 0.397, SLG: 0.708 (7, 7)		4-0 G5-4-3 BB		0-3 K		4-0 SH3-4 1B SF8 BB	0-0 F5	0-3 K		2	1	0	0	2	1	0										
Tommy Harper, R OBP: 0.335, SLG: 0.263 (8, 7)										1	0	0	0	0	1	1										
Leo Cardenas, R OBP: 0.336, SLG: 0.398 (1, 6)		0-0 G5-4-3		0-0 6-3		0-0 SH3-4 1B	0-0 F8			4	1	1	0	0	0	1										
Johnny Edwards, L OBP: 0.348, SLG: 0.373 (1, 2)			4-0 PB 1B BB		0-0 1B	0-0 SH3-4	4-0 BB			1	1	1	0	2	0	0										
Mitt Pappas, R OBP: 0.174, SLG: 0.273 (1, 1)			0-3 K		0-3 K	0-0 SF8	0-3 K			3	0	0	1	0	3	3										
Inning Stats	R: 0 E: 0 K: 0 S: 4	H: 1 LOB: 1 BB: 0 P: 4	R: 0 E: 0 K: 0 S: 2	H: 0 LOB: 0 BB: 1 P: 6	R: 1 E: 1 K: 1 S: 7	H: 1 LOB: 3 BB: 2 P: 15	R: 0 E: 0 K: 2 S: 8	H: 1 LOB: 1 BB: 0 P: 8	R: 0 E: 0 K: 1 S: 6	H: 1 LOB: 2 BB: 1 P: 10	R: 3 E: 2 K: 0 S: 6	H: 1 LOB: 3 BB: 3 P: 18	R: 0 E: 0 K: 1 S: 5	H: 0 LOB: 1 BB: 1 P: 9	R: 2 E: 0 K: 1 S: 7	H: 2 LOB: 1 BB: 1 P: 11	1B: 5 2B: 2 3B: 0 HR: 0	SF: 2 SAC: 1 DP: 1 HBP: 0	WP: 1 PB: 2 SB: 1 CS: 0	PA: 42						
PITCHER Tony Cloninger, R ERA: 4.34 (1, 1)	IP: 7.0 WLS: L BF: 36	H: 5 R: 4 ER: 1 SO: 5	BB: 6 IBB: 2 HBP: 0 BLK: 0	WP: 1 HR: 0 S: 38 P: 70	ERA: 1.29 WHIP: 1.571											ERA: 1.29 WHIP: 1.571										
Chi-Chi Olivo, R ERA: 3.25 (8, 1)	0.0	2	1	2	2	0	1	0	0	0	0	1	5													
Billy O'Dell, L ERA: 1.73 (8, 1)	0.1	2	1	0	0	0	0	0	0	0	2	2	0.00	3.000												
Clay Carroll, R ERA: 1.16 (8, 1)	0.2	2	0	0	0	1	0	0	0	0	4	4	0.00	0.000												



Batter	1	2	3	4	5	6	7	8	9	AB	R	H	RBI	BB	SO	LOB	TOP					
Felipe Alou, R OBP: 0.308, SLG: 0.495 (1, 7)										5	0	1	0	0	0	1						
Mack Jones, L OBP: 0.394, SLG: 0.667 (1, 8)										4	1	1	1	0	1	1						
Hank Aaron, R OBP: 0.350, SLG: 0.616 (1, 9)										5	1	1	1	0	1	1						
Eddie Mathews, L OBP: 0.297, SLG: 0.279 (1, 5)										4	1	2	0	1	1	1						
Joe Torre, R OBP: 0.377, SLG: 0.567 (1, 3)										4	1	1	2	1	0	3						
Gene Oliver, R OBP: 0.217, SLG: 0.209 (1, 2)										3	1	0	0	1	0	2						
Denis Menke, R OBP: 0.396, SLG: 0.426 (1, 6)										2	0	0	0	2	0	1	AB 34					
Woody Woodward, R OBP: 0.387, SLG: 0.388 (1, 4)										3	0	2	1	0	0	0	R 5					
Wade Blasingame, L OBP: 0.278, SLG: 0.294 (1, 1)										3	0	0	0	0	1	3	H 8					
Billy O'Dell, S OBP: 0.200, SLG: 0.200 (7, 1)										1	0	0	0	0	1	1	RBI 5					
Inning Stats	R: 0 E: 0 K: 1 S: 5	H: 0 LOB: 0 BB: 0 P: 5	R: 1 E: 0 K: 0 S: 4	H: 1 LOB: 2 BB: 2 P: 12	R: 1 E: 0 K: 0 S: 5	H: 2 LOB: 1 BB: 0 P: 5	R: 0 E: 0 K: 1 S: 6	H: 1 LOB: 1 BB: 0 P: 6	R: 3 E: 0 K: 0 S: 6	H: 3 LOB: 1 BB: 1 P: 10	R: 0 E: 0 K: 1 S: 6	H: 1 LOB: 1 BB: 0 P: 6	R: 0 E: 0 K: 0 S: 3	H: 0 LOB: 1 BB: 1 P: 7	R: 0 E: 0 K: 1 S: 5	H: 0 LOB: 1 BB: 1 P: 9	R: 0 E: 0 K: 1 S: 5	H: 0 LOB: 1 BB: 0 P: 6	1B: 4 2B: 1 3B: 0 HR: 3	SF: 0 SAC: 1 DP: 0 HBP: 1	WP: 0 PB: 0 SB: 0 CS: 0	PA: 41
PITCHER	IP WLS BF H R ER SO BB IBB HBP BLK WP HR S P ERA WHIP																					
Ernie Broglio, R ERA: 5.53 (1, 1)	5.0 L 25 7 5 5 2 3 0 0 0 0 3 26 38 9.00 2.000																					
Bill Connors, R ERA: 7.0 (6, 1)	2.0 8 1 0 0 1 1 0 0 0 0 0 9 13 0.00 1.000																					
Ted Abernathy, R ERA: 6.18 (8, 1)	2.0 8 0 0 0 2 1 0 1 0 0 0 10 15 0.00 0.500																					

Atlanta Braves @ Chicago Cubs
Wrigley Field, Chicago, IL
Fri May 27 1966, 3:33 AM CDT
Att: 3,242 - Unknown


AB 34
R 5
H 8
RBI 5
BB 5
SO 5
LOB 14



Batter	1	2	3	4	5	6	7	8	9	AB	R	H	RBI	BB	SO	LOB	BOTTOM					
Adolfo Phillips, R OBP: 0.360, SLG: 0.490 (1, 8)										4	0	2	0	1	1	4						
Glenn Beckert, R OBP: 0.296, SLG: 0.322 (1, 4)										5	0	1	1	0	1	6						
Billy Williams, L OBP: 0.261, SLG: 0.278 (1, 9)										5	1	1	1	0	2	4						
Ron Santo, R OBP: 0.372, SLG: 0.466 (1, 5)										4	1	2	1	0	0	0						
14 Ernie Banks, R OBP: 0.222, SLG: 0.290 (1, 3)										4	0	1	0	0	0	1						
Byron Browne, R OBP: 0.322, SLG: 0.448 (1, 7)										3	0	0	0	1	0	2						
Randy Hundley, R OBP: 0.264, SLG: 0.373 (1, 2)										4	0	0	0	0	1	2						
Don Kessinger, S OBP: 0.280, SLG: 0.288 (1, 6)										3	1	1	0	1	0	0						
Ernie Broglio, R OBP: 0.386, SLG: 0.279 (5, PH)										0	0	0	0	1	0	0						
Frank Thomas, R (5, PH)										1	0	0	0	0	0	0						
Bill Connors, R (6, 1)										0	0	0	0	0	0	0						
Carl Warwick, R OBP: 0.133, SLG: 0.133 (7, PH)										1	0	0	0	0	1	1						
Ted Abernathy, R (8, 1)										0	0	0	0	0	0	0						
Joey Amalfitano, R (9, PH)										0	0	0	0	1	0	0						
Inning Stats	R: 0 E: 0 K: 2 S: 7	H: 1 LOB: 0 BB: 0 P: 7	R: 0 E: 0 K: 0 S: 4	H: 1 LOB: 1 BB: 0 P: 4	R: 0 E: 1 K: 1 S: 5	H: 0 LOB: 1 BB: 1 P: 9	R: 1 E: 0 K: 0 S: 4	H: 1 LOB: 1 BB: 1 P: 8	R: 0 E: 0 K: 0 S: 4	H: 1 LOB: 1 BB: 0 P: 4	R: 0 E: 0 K: 0 S: 4	H: 1 LOB: 1 BB: 0 P: 4	R: 1 E: 0 K: 2 S: 8	H: 1 LOB: 2 BB: 2 P: 16	R: 0 E: 0 K: 1 S: 6	H: 1 LOB: 0 BB: 0 P: 6	R: 0 E: 0 K: 0 S: 4	H: 1 LOB: 2 BB: 1 P: 8	1B: 5 2B: 1 3B: 0 HR: 2	SF: 0 SAC: 0 DP: 1 HBP: 0	WP: 0 PB: 0 SB: 0 CS: 1	PA: 39
PITCHER	IP WLS BF H R ER SO BB IBB HBP BLK WP HR S P ERA WHIP																					
Wade Blasingame, L ERA: 4.47 (1, 1)	6.0 W 24 3 2 2 3 3 0 0 0 0 1 18 30 6.00 2.000																					
Billy O'Dell, L ERA: 2.17 (7, 1)	3.0 S 15 3 2 2 3 3 0 0 0 0 0 1 18 30 6.00 2.000																					

Atlanta Braves @ Chicago Cubs
Wrigley Field, Chicago, IL
Fri May 27 1966, 3:33 AM CDT
Att: 3,242 - Unknown

AB 34
R 3
H 8
RBI 3
BB 5
SO 6
LOB 20



Batter	1	2	3	4	5	6	7	8	9	10	AB	R	H	RBI	BB	SO	LOB	TOP				
Felipe Alou, R OBP: 0.316, SLG: 0.490 (1, 3)											5	0	1	0	0	2	2	Atlanta Braves @ Chicago Cubs Wrigley Field, Chicago, IL Sun May 29 1966, 3:33 AM CDT Att: 16,039 - Unknown				
Mack Jones, L OBP: 0.349, SLG: 0.579 (1, 8)											4	1	2	0	1	1	1					
Hank Aaron, R OBP: 0.359, SLG: 0.607 (1, 9)											4	0	1	0	1	1	3					
Rico Carty, R OBP: 0.308, SLG: 0.295 (1, 7)											5	0	0	0	0	0	4					
Joe Torre, R OBP: 0.376, SLG: 0.550 (1, 2)											5	0	0	0	0	2	4					
Frank Bolling, R OBP: 0.194, SLG: 0.186 (1, 4)											4	0	1	0	0	0	1					
Denis Menke, R OBP: 0.394, SLG: 0.473 (7, 6)											4	0	1	0	0	1	1					
Woody Woodward, R OBP: 0.374, SLG: 0.373 Eddie Mathews, L OBP: 0.303, SLG: 0.304 (7, PH) (7, 5)											2	0	0	0	0	1	2					
Hank Fischer, R John Herrnstein, L Chi-Chi O'Quinn, R Gary Geiger Gene Oliver Billy O'Dell (1, 1) (7, PH) (7, 1) (8, PH) (8, PH) (8, 1)											2	0	0	0	0	1	1					
Inning Stats	R: 0 E: 1 K: 2 S: 9	H: 1 LOB: 2 BB: 0 P: 9	R: 0 E: 0 K: 1 S: 6	H: 1 LOB: 1 BB: 0 P: 6	R: 0 E: 0 K: 1 S: 6	H: 1 LOB: 1 BB: 0 P: 6	R: 0 E: 0 K: 2 S: 7	H: 0 LOB: 1 BB: 1 P: 11	R: 0 E: 0 K: 0 S: 3	H: 0 LOB: 0 BB: 0 P: 3	R: 0 E: 0 K: 0 S: 4	H: 1 LOB: 1 BB: 0 P: 4	R: 1 E: 0 K: 1 S: 7	H: 2 LOB: 1 BB: 0 P: 7	R: 1 E: 0 K: 0 S: 3	H: 1 LOB: 0 BB: 1 P: 7	R: 0 E: 0 K: 0 S: 3		H: 0 LOB: 1 BB: 1 P: 7	1B: 7 2B: 0 3B: 0 HR: 1	SF: 0 SAC: 0 DP: 0 HBP: 0	WP: 0 PB: 0 SB: 4 CS: 1
PITCHER	IP WLS BF H R ER SO BB IBB HBP BLK WP HR S P ERA WHIP																					
Fergie Jenkins, R ERA: 3.4 (1, 1)	8.1	35	8	2	2	9	11	0	0	0	0	0	0	52	56	2.16	1.080					
Billy Hoelt, L ERA: 3.57 (9, 1)	0.0	1	0	0	0	0	1	0	0	0	0	0	0	4	∞	∞						
Chuck Estrada, R ERA: (9, 1)	1.2	5	0	0	0	0	1	0	0	0	0	0	0	4	8	0.00	0.600					

AB	38
R	2
H	8
RBI	1
BB	3
SO	9
LOB	19



Batter	1	2	3	4	5	6	7	8	9	10	AB	R	H	RBI	BB	SO	LOB	BOTTOM				
Adolfo Phillips, R OBP: 0.366, SLG: 0.477 (1, 8)											4	2	2	0	0	0	3	Atlanta Braves @ Chicago Cubs Wrigley Field, Chicago, IL Sun May 29 1966, 3:33 AM CDT Att: 16,039 - Unknown				
Glenn Beckert, R OBP: 0.307, SLG: 0.327 (1, 4)											5	0	2	2	0	0	3					
Billy Williams, L OBP: 0.268, SLG: 0.305 (1, 9)											5	0	0	0	0	0	3					
Ron Santo, R OBP: 0.389, SLG: 0.507 (1, 5)											2	1	2	1	3	0	0					
Lee Thomas, L OBP: 0.266, SLG: 0.366 (1, 3)											4	0	1	0	0	0	3					
Byron Browne, R OBP: 0.306, SLG: 0.430 (1, 7)											4	0	0	0	0	1	3					
Chris Krug, R OBP: 0.211, SLG: 0.167 Jimmy Stewart, S OBP: 0.123, SLG: 0.161 Randy Hundley, R OBP: 0.264, SLG: 0.364 (1, 2) (6, PH) (7, 2)											2	0	1	0	0	0	0					
Don Kessinger, S OBP: 0.278, SLG: 0.280 (1, 6)											4	0	1	0	0	1	2					
Fergie Jenkins, R OBP: 0.429, SLG: 0.615 Billy Hoelt, L OBP: 1.000, SLG: 1.000 Chuck Estrada, R (1, 1) (9, 1) (9, 1)											3	0	1	0	0	0	0					
Inning Stats	R: 1 E: 1 K: 0 S: 5	H: 2 LOB: 1 BB: 0 P: 5	R: 0 E: 1 K: 0 S: 6	H: 3 LOB: 3 BB: 0 P: 6	R: 0 E: 0 K: 0 S: 2	H: 0 LOB: 0 BB: 1 P: 6	R: 0 E: 0 K: 0 S: 3	H: 0 LOB: 0 BB: 0 P: 3	R: 0 E: 0 K: 2 S: 8	H: 1 LOB: 2 BB: 1 P: 12	R: 1 E: 0 K: 0 S: 3	H: 0 LOB: 0 BB: 0 P: 4	R: 0 E: 0 K: 0 S: 3	H: 0 LOB: 1 BB: 1 P: 7	R: 0 E: 0 K: 0 S: 5	H: 2 LOB: 2 BB: 0 P: 5	R: 1 E: 0 K: 0 S: 1		H: 1 LOB: 0 BB: 0 P: 1	1B: 8 2B: 1 3B: 0 HR: 1	SF: 0 SAC: 0 DP: 0 HBP: 1	WP: 1 PB: 0 SB: 1 CS: 1
PITCHER	IP WLS BF H R ER SO BB IBB HBP BLK WP HR S P ERA WHIP																					
Hank Fischer, R ERA: 3.65 (1, 1)	6.0	26	7	1	1	2	2	0	0	0	0	0	0	28	36	1.50	1.500					
Chi-Chi O'Quinn, R ERA: 3.34 (7, 1)	2.0	8	0	1	1	0	1	0	1	0	6	11	4.50	0.500								
Billy O'Dell, L ERA: 2.4 (9, 1)	1.0	6	3	1	1	0	0	0	0	0	6	6	9.00	3.000								

AB	36
R	3
H	10
RBI	3
BB	3
SO	2
LOB	20



Batter	1	2	3	4	5	6	7	8	9	AB	R	H	RBI	BB	SO	LOB	TOP					
Maury Wills, S OBP: 0.343, SLG: 0.350 (1, 6)										4	2	2	2	0	0	0	Los Angeles Dodgers @ Atlanta Braves Atlanta Stadium, Atlanta, GA Mon May 30 1966, 7:05 PM EDT Att: 40,702 - Unknown					
Jim Gilliam, S OBP: 0.241, SLG: 0.235 John Kennedy, R OBP: 0.275, SLG: 0.270 (1, 5)										4	0	0	0	0	0	3						
Willie Davis, L OBP: 0.310, SLG: 0.367 (1, 8)										5	2	2	1	0	1	2						
Tommy Davis, R OBP: 0.295, SLG: 0.288 Al Ferrara, R OBP: 0.336, SLG: 0.404 (1, 7)										4	2	3	1	0	0	0						
Jim Lefebvre, S OBP: 0.363, SLG: 0.541 (1, 4)										4	0	1	0	1	1	1						
Lou Johnson, R OBP: 0.303, SLG: 0.441 (7, 7)										4	0	1	1	0	0	1						
Wes Parker, S OBP: 0.335, SLG: 0.406 (1, 3)										5	2	2	0	0	0	4						
John Roseboro, L OBP: 0.315, SLG: 0.384 (1, 2)										4	1	3	2	0	0	1						
Don Drysdale, R OBP: 0.258, SLG: 0.400 (1, 1)										3	1	2	1	0	1	2						
Inning Stats	R: 1 E: 0 K: 0 S: 4	H: 1 LOB: 0 BB: 0 P: 4	R: 0 E: 0 K: 1 S: 6	H: 1 LOB: 1 BB: 0 P: 6	R: 4 E: 1 K: 0 S: 7	H: 4 LOB: 0 BB: 0 P: 7	R: 1 E: 0 K: 0 S: 6	H: 3 LOB: 2 BB: 0 P: 6	R: 0 E: 0 K: 0 S: 3	H: 1 LOB: 0 BB: 0 P: 3	R: 2 E: 0 K: 0 S: 5	H: 2 LOB: 0 BB: 0 P: 5	R: 2 E: 0 K: 1 S: 8	H: 3 LOB: 2 BB: 1 P: 12	R: 0 E: 0 K: 1 S: 5	H: 0 LOB: 0 BB: 0 P: 5	R: 0 E: 0 K: 1 S: 6	H: 1 LOB: 1 BB: 0 P: 6	1B: 8 2B: 7 3B: 0 HR: 1	SF: 1 SAC: 2 DP: 1 HBP: 0	WP: 2 PB: 1 SB: 1 CS: 0	PA: 43
PITCHER	IP WLS BF H R ER SO BB IBB HBP BLK WP HR S P ERA WHIP																					
Tony Cloninger, R ERA: 4.72 (1, 1)	2.1 L 13 6 5 4 1 0 0 0 0 0 1 1 15 15 15.43 2.571																					
Clay Carroll, R ERA: 1.34 (3, 1)	2.2 11 4 1 1 0 0 0 0 0 0 0 0 7 11 3.38 1.500																					
Phil Niekro, R ERA: 5.31 (6, 1)	1.0 8 4 4 4 0 1 0 0 0 0 1 0 11 11 36.00 5.000																					
Chi-Chi Oливо, R ERA: 3.24 (7, 1)	1.0 4 1 0 0 1 0 0 0 0 0 0 0 6 6 0.00 1.000																					
Arnold Umbach, R ERA: 4.5 (8, 1)	2.0 7 1 0 0 2 0 0 0 0 0 0 0 11 11 0.00 0.500																					

Batter	1	2	3	4	5	6	7	8	9	AB	R	H	RBI	BB	SO	LOB	BOTTOM					
Denis Menke, R OBP: 0.394, SLG: 0.496 (1, 6)										5	2	2	2	0	1	2	Los Angeles Dodgers @ Atlanta Braves Atlanta Stadium, Atlanta, GA Mon May 30 1966, 7:05 PM EDT Att: 40,702 - Unknown					
Mack Jones, L OBP: 0.354, SLG: 0.628 (1, 8)										5	1	2	2	0	1	0						
Hank Aaron, R OBP: 0.352, SLG: 0.593 (1, 9)										4	0	0	0	0	0	1						
Felipe Alou, R OBP: 0.315, SLG: 0.485 (1, 3)										4	0	1	0	0	0	1						
Eddie Mathews, L OBP: 0.296, SLG: 0.295 (1, 5)										4	0	0	0	0	2	1						
Joe Torre, R OBP: 0.384, SLG: 0.571 (1, 2)										3	2	2	1	1	0	0						
Rico Carty, R OBP: 0.306, SLG: 0.294 (1, 7)										4	0	1	0	0	2	1						
Woody Woodward, R OBP: 0.370, SLG: 0.368 (1, 4)										4	0	1	1	0	0	1						
Tony Cloninger, R OBP: 0.154, SLG: 0.160 Clay Carroll, R OBP: 0.241, SLG: 0.235 Miguel de la Hoz, R OBP: 0.244, SLG: 0.245 Phil Niekro, R OBP: 0.275, SLG: 0.270 Chi-Chi Oливо, R OBP: 0.295, SLG: 0.288 John Herrnstein, L OBP: 0.258, SLG: 0.400 Arnold Umbach, R OBP: 0.336, SLG: 0.404 Gary Geiger, L OBP: 0.310, SLG: 0.367 (1, 1)										1	0	0	0	0	0	2						
Inning Stats	R: 0 E: 1 K: 1 S: 6	H: 0 LOB: 1 BB: 0 P: 6	R: 1 E: 0 K: 1 S: 7	H: 2 LOB: 2 BB: 1 P: 11	R: 0 E: 0 K: 0 S: 4	H: 1 LOB: 1 BB: 0 P: 4	R: 0 E: 0 K: 0 S: 3	H: 1 LOB: 0 BB: 0 P: 3	R: 0 E: 0 K: 1 S: 6	H: 1 LOB: 1 BB: 0 P: 6	R: 1 E: 0 K: 0 S: 6	H: 1 LOB: 0 BB: 0 P: 6	R: 2 E: 0 K: 1 S: 7	H: 2 LOB: 0 BB: 0 P: 7	R: 0 E: 0 K: 1 S: 5	H: 0 LOB: 0 BB: 0 P: 5	R: 2 E: 0 K: 1 S: 6	H: 1 LOB: 0 BB: 1 P: 10	1B: 6 2B: 0 3B: 0 HR: 3	SF: 0 SAC: 0 DP: 1 HBP: 0	WP: 0 PB: 0 SB: 0 CS: 0	PA: 38
PITCHER	IP WLS BF H R ER SO BB IBB HBP BLK WP HR S P ERA WHIP																					
Don Drysdale, R ERA: 3.71 (1, 1)	9.0 W 38 9 6 6 7 2 0 0 0 0 0 3 50 58 6.00 1.222																					

Batter	1	2	3	4	5	6	7	8	9	AB	R	H	RBI	BB	SO	LOB	TOP						
Maury Wills, S OBP: 0.339, SLG: 0.341	0-0 2-3	0-0 3-1		1-0 4-3 1B HBP		0-0 B1-3		0-0 FC4-6 PB S		4	1	0	1	0	0	1	Los Angeles Dodgers @ Atlanta Braves Atlanta Stadium, Atlanta, GA Tue May 31 1966, 7:05 PM EDT Att: 26,974 - Unknown						
Jim Gilliam, S OBP: 0.239, SLG: 0.224 John Kennedy, R OBP: 0.275, SLG: 0.270	4-0 WP 3B BB	0-0 5-3		0-0 F7 1-2		0-0 P6		0-3 K 1-3		4	1	0	0	1	1	2							
Willie Davis, L OBP: 0.307, SLG: 0.361	0-0 F9 1-3			0-0 4-3 2-3			0-0 F2		0-0 P4	5	0	1	0	0	0	2							
Lou Johnson, R OBP: 0.313, SLG: 0.468	0-0 2B 3B	0-0 6-3		0-0 1B			0-0 PB 2B		0-0 F5	5	1	3	2	0	0	1							
Jim Lefebvre, S OBP: 0.370, SLG: 0.536	4-0 2B BB		0-0 1B	0-0 4-3			0-0 4-3		4-0 BB	3	1	1	0	2	0	2							
Al Ferrara, R OBP: 0.325, SLG: 0.403	0-0 BB 1-H 3-H 2B		0-0 F8		0-3 K		0-3 K		0-0 F9	5	0	1	2	0	2	3							
Wes Parker, S OBP: 0.344, SLG: 0.407	0-0 BB BB		0-0 1B G6-4-3		0-0 F8			4-0 1B FC4-6 BB		2	1	1	0	2	0	0							
Jeff Torborg, R OBP: 0.373, SLG: 0.310 John Roseboro, L OBP: 0.313, SLG: 0.380	4-0 1-2 2-3 BB		0-0 G6-4-3 1-2		0-0 4-3			0-3 K		2	0	0	0	1	0	2							
Claude Osteen, L OBP: 0.200, SLG: 0.310 Phil Regan, R OBP: 0.111, SLG: 0.111	0-0 L7			0-0 HR			0-0 4-3		0-0 FC4-6 1B	1	0	1	0	0	0	0							
Inning Stats	R: 3 E: 0 K: 0 S: 5	H: 2 LOB: 3 BB: 4 P: 21	R: 0 E: 0 K: 0 S: 4	H: 1 LOB: 1 BB: 0 P: 4	R: 0 E: 0 K: 0 S: 4	H: 2 LOB: 1 BB: 0 P: 4	R: 2 E: 0 K: 0 S: 5	H: 2 LOB: 1 BB: 0 P: 6	R: 0 E: 0 K: 1 S: 3	H: 0 LOB: 0 BB: 0 P: 5	R: 0 E: 0 K: 1 S: 6	H: 1 LOB: 1 BB: 0 P: 6	R: 1 E: 0 K: 2 S: 8	H: 1 LOB: 1 BB: 1 P: 12	R: 0 E: 0 K: 0 S: 3	H: 0 LOB: 1 BB: 1 P: 7		1B: 5 2B: 2 3B: 1 HR: 1	SF: 0 SAC: 0 DP: 1 HBP: 1	WP: 2 PB: 2 SB: 2 CS: 0	PA: 42		
PITCHER	IP WLS BF H R ER SO BB IBB HBP BLK WP HR S P ERA WHIP	IP WLS BF H R ER SO BB IBB HBP BLK WP HR S P ERA WHIP	IP WLS BF H R ER SO BB IBB HBP BLK WP HR S P ERA WHIP	IP WLS BF H R ER SO BB IBB HBP BLK WP HR S P ERA WHIP	IP WLS BF H R ER SO BB IBB HBP BLK WP HR S P ERA WHIP	IP WLS BF H R ER SO BB IBB HBP BLK WP HR S P ERA WHIP	IP WLS BF H R ER SO BB IBB HBP BLK WP HR S P ERA WHIP	IP WLS BF H R ER SO BB IBB HBP BLK WP HR S P ERA WHIP	IP WLS BF H R ER SO BB IBB HBP BLK WP HR S P ERA WHIP	IP WLS BF H R ER SO BB IBB HBP BLK WP HR S P ERA WHIP	IP WLS BF H R ER SO BB IBB HBP BLK WP HR S P ERA WHIP	IP WLS BF H R ER SO BB IBB HBP BLK WP HR S P ERA WHIP	IP WLS BF H R ER SO BB IBB HBP BLK WP HR S P ERA WHIP	IP WLS BF H R ER SO BB IBB HBP BLK WP HR S P ERA WHIP	IP WLS BF H R ER SO BB IBB HBP BLK WP HR S P ERA WHIP	IP WLS BF H R ER SO BB IBB HBP BLK WP HR S P ERA WHIP	IP WLS BF H R ER SO BB IBB HBP BLK WP HR S P ERA WHIP						
Wade Blasingame, L ERA: 4.98	0.2	L	5	1	3	3	0	2	0	0	0	0	0	0	0	0	1	0	3	11	40.50	4.500	
Billy O'Dell, L ERA: 2.23	2.1	12	4	0	0	0	0	2	0	0	0	0	0	0	0	0	0	1	10	18	0.00	2.571	
Clay Carroll, R ERA: 1.77	2.0	9	2	2	2	1	0	0	0	1	0	0	0	0	0	0	0	1	10	11	9.00	1.000	
Chi-Chi Olivo, R ERA: 3.06	2.0	7	1	0	0	1	0	0	0	0	0	0	0	0	0	0	0	0	9	9	0.00	0.500	
Ted Abernathy, R ERA: 6.29	2.0	9	1	1	1	2	2	0	0	0	0	0	0	0	0	0	0	0	11	19	4.50	1.500	
Batter	1	2	3	4	5	6	7	8	9	AB	R	H	RBI	BB	SO	LOB	BOTTOM						
Denis Menke, R OBP: 0.381, SLG: 0.475	0-0 F8		0-0 F9		0-0 6-3		0-0 F9		0-3 K	5	0	0	0	0	1	2	Los Angeles Dodgers @ Atlanta Braves Atlanta Stadium, Atlanta, GA Tue May 31 1966, 7:05 PM EDT Att: 26,974 - Unknown						
Woody Woodward, R OBP: 0.377, SLG: 0.376 Eddie Mathews, L OBP: 0.300, SLG: 0.295	0-0 1B		0-0 F8		0-0 1B 2-H		4-0 1-2 BB		0-0 K 2-3	3	0	2	1	0	0	0							
Hank Aaron, R OBP: 0.360, SLG: 0.594	0-0 1B			4-0 F9 1B SF8 BB		0-0 1-3 1B		0-3 K	3	1	2	0	1	1	2								
Felipe Alou, R OBP: 0.313, SLG: 0.481	0-0 6-3			0-0 SF8 F9 1B		0-0 L8		0-0 L8	4	0	1	0	0	0	3								
Joe Torre, R OBP: 0.376, SLG: 0.557		0-0 4-3		0-0 F9 1-2 2-3		0-0 6-3		0-0 1-3	4	0	0	0	0	0	2								
Gene Oliver, R OBP: 0.228, SLG: 0.196		0-0 F9		0-0 SF8		0-0 P4		0-0 1B	3	0	1	1	0	0	0								
Rico Carty, R OBP: 0.313, SLG: 0.319				0-0 6-3		0-0 2B		0-0 F8	4	0	2	0	0	0	2								
Frank Bolling, R OBP: 0.184, SLG: 0.176		0-0 5-3			0-0 6-3		0-0 1-3		0-0 4-3	4	0	0	0	0	2								
Wade Blasingame, L ERA: 4.98 Billy O'Dell, L ERA: 2.23 Clay Carroll, R ERA: 1.77 Chi-Chi Olivo, R ERA: 3.06 Ted Abernathy, R ERA: 6.29			0-3 K		0-0 E7 1B		4-0 CS BB		0-3 K	0	0	0	0	0	0	0							
Inning Stats	R: 0 E: 0 K: 0 S: 4	H: 2 LOB: 1 BB: 0 P: 4	R: 0 E: 0 K: 0 S: 4	H: 1 LOB: 0 BB: 0 P: 4	R: 0 E: 0 K: 1 S: 5	H: 0 LOB: 0 BB: 0 P: 5	R: 1 E: 0 K: 0 S: 4	H: 1 LOB: 1 BB: 1 P: 8	R: 1 E: 1 K: 0 S: 6	H: 3 LOB: 2 BB: 0 P: 6	R: 0 E: 0 K: 0 S: 4	H: 1 LOB: 1 BB: 2 P: 4	R: 0 E: 0 K: 1 S: 4	H: 0 LOB: 0 BB: 0 P: 12	R: 0 E: 0 K: 0 S: 4	H: 1 LOB: 1 BB: 0 P: 4		R: 0 E: 0 K: 2 S: 7	H: 0 LOB: 0 BB: 0 P: 7	1B: 7 2B: 3 3B: 0 HR: 0	SF: 1 SAC: 0 DP: 1 HBP: 0	WP: 0 PB: 0 SB: 0 CS: 1	PA: 37
PITCHER	IP WLS BF H R ER SO BB IBB HBP BLK WP HR S P ERA WHIP	IP WLS BF H R ER SO BB IBB HBP BLK WP HR S P ERA WHIP	IP WLS BF H R ER SO BB IBB HBP BLK WP HR S P ERA WHIP	IP WLS BF H R ER SO BB IBB HBP BLK WP HR S P ERA WHIP	IP WLS BF H R ER SO BB IBB HBP BLK WP HR S P ERA WHIP	IP WLS BF H R ER SO BB IBB HBP BLK WP HR S P ERA WHIP	IP WLS BF H R ER SO BB IBB HBP BLK WP HR S P ERA WHIP	IP WLS BF H R ER SO BB IBB HBP BLK WP HR S P ERA WHIP	IP WLS BF H R ER SO BB IBB HBP BLK WP HR S P ERA WHIP	IP WLS BF H R ER SO BB IBB HBP BLK WP HR S P ERA WHIP	IP WLS BF H R ER SO BB IBB HBP BLK WP HR S P ERA WHIP	IP WLS BF H R ER SO BB IBB HBP BLK WP HR S P ERA WHIP	IP WLS BF H R ER SO BB IBB HBP BLK WP HR S P ERA WHIP	IP WLS BF H R ER SO BB IBB HBP BLK WP HR S P ERA WHIP	IP WLS BF H R ER SO BB IBB HBP BLK WP HR S P ERA WHIP	IP WLS BF H R ER SO BB IBB HBP BLK WP HR S P ERA WHIP	IP WLS BF H R ER SO BB IBB HBP BLK WP HR S P ERA WHIP						
Claude Osteen, L ERA: 2.27	6.0	W	27	8	2	2	1	2	0	0	0	0	0	0	0	0	1	0	0	15	19	0.00	0.667
Phil Regan, R ERA: 1.55	3.0	S	10	1	0	0	3	1	0	0	0	0	0	0	0	0	0	0	0	15	19	0.00	0.667

Batter	1	2	3	4	5	6	7	8	9	AB	R	H	RBI	BB	SO	LOB	TOP										
Tito Fuentes, S (1,4) OBP: 0.323, SLG: 0.385										4	0	0	0	0	0	0	San Francisco Giants @ Atlanta Braves Atlanta Stadium, Atlanta, GA Wed Jun 01 1966, 7:05 PM EDT Att: 26,951 - Unknown										
Jim Davenport, R (1,6) OBP: 0.340, SLG: 0.433	 HR									3	2	1	1	1	0	0											
Willie Mays, R (1,8) OBP: 0.333, SLG: 0.534						 1B				4	1	2	2	0	0	0											
Willie McCovey, L (1,3) OBP: 0.399, SLG: 0.608				 1B		 BB				4	1	2	1	0	0	1											
Jim Ray Hart, R (1,5) OBP: 0.391, SLG: 0.583			 1-2							3	0	0	0	1	1	1											
Cap Peterson, R (1,7) OBP: 0.280, SLG: 0.277										3	0	0	0	0	0	2											
Don Landrum, L (6,7) OBP: 0.227, SLG: 0.183										1	0	0	0	0	0	0											
Tom Haller, L (1,2) OBP: 0.306, SLG: 0.408										3	0	0	0	0	1	0											
Ollie Brown, R (1,9) OBP: 0.296, SLG: 0.276										3	0	0	0	0	2	0											
Ron Herbel, R (1,1) Frank Linzy, R (9,1) Bill Henry, L (9,1) Lindy McDaniel, R (9,1) OBP: 0.167, SLG: 0.167										3	0	0	0	0	3	0											
Inning Stats	R: 3 E: 0 K: 1 S: 7	H: 2 LOB: 0 BB: 1 P: 11	R: 0 E: 0 K: 3 S: 9	H: 0 LOB: 0 BB: 0 P: 9	R: 0 E: 0 K: 0 S: 3	H: 0 LOB: 0 BB: 0 P: 3	R: 0 E: 0 K: 0 S: 3	H: 1 LOB: 0 BB: 0 P: 3	R: 0 E: 0 K: 1 S: 5	H: 0 LOB: 0 BB: 0 P: 5	R: 1 E: 0 K: 0 S: 5	H: 2 LOB: 2 BB: 1 P: 9	R: 0 E: 0 K: 2 S: 7	H: 0 LOB: 0 BB: 0 P: 7	R: 0 E: 0 K: 0 S: 3	H: 0 LOB: 0 BB: 0 P: 3	R: 0 E: 0 K: 0 S: 3	H: 0 LOB: 0 BB: 0 P: 3	1B: 2 2B: 0 3B: 0 HR: 3	SF: 0 SAC: 0 DP: 1 HBP: 0	WP: 0 PB: 0 SB: 0 CS: 0	PA: 33					
PITCHER	IP	WLS	BF	H	R	ER	SO	BB	IBB	HBP	BLK	WP	HR	S	P	ERA	WHIP										
Ken Johnson, R (1,1) ERA: 3.11	6.0	L	24	5	4	4	5	2	0	0	0	0	3	32	40	6.00	1.167										
Arnold Umbach, R (7,1) ERA: 3.6	3.0		9	0	0	0	2	0	0	0	0	0	0	13	13	0.00	0.000										

Batter	1	2	3	4	5	6	7	8	9	AB	R	H	RBI	BB	SO	LOB	BOTTOM										
Denis Menke, R (1,6) OBP: 0.384, SLG: 0.472			 BB							3	0	1	0	1	0	0	San Francisco Giants @ Atlanta Braves Atlanta Stadium, Atlanta, GA Wed Jun 01 1966, 7:05 PM EDT Att: 26,951 - Unknown										
Mack Jones, L (1,8) OBP: 0.358, SLG: 0.587			 1-2			 HBP				3	1	0	0	0	2	0											
Hank Aaron, R (1,9) OBP: 0.357, SLG: 0.603						 HR		 1B		4	2	1	2	0	0	0											
Felipe Alou, R (1,7) OBP: 0.317, SLG: 0.481								 1B		4	0	2	0	0	0	0											
Joe Torre, R (1,3) OBP: 0.373, SLG: 0.549								 1B		4	0	1	1	0	1	1											
Sandy Alomar Sr., S (9, PH) OBP: 0.129, SLG: 0.132								 1B		0	0	0	0	0	0	0											
Eddie Mathews, L (1,5) OBP: 0.294, SLG: 0.289								 1-2 2-H		3	0	0	0	0	0	1											
Frank Bolling, R (9, PH) OBP: 0.182, SLG: 0.173								 1-2 2-3F		1	0	0	0	0	2	0											
Gene Oliver, R (1,2) OBP: 0.220, SLG: 0.189										2	0	0	0	0	0	1											
Arnold Umbach, R (7,1) Miguel de la Hoz, R (9, PH) Gary Geiger, L (9, PH) OBP: 0.087, SLG: 0.087										1	0	0	0	0	1	0											
Woody Woodward, R (1,4) OBP: 0.365, SLG: 0.363										4	0	0	0	0	2	0											
Ken Johnson, R (1,1) OBP: 0.150, SLG: 0.250										1	0	0	0	1	0	0											
Rico Carty, R (6, PH) OBP: 0.308, SLG: 0.313										2	0	0	0	0	0	0											
Inning Stats	R: 0 E: 0 K: 0 S: 3	H: 0 LOB: 0 BB: 0 P: 3	R: 0 E: 0 K: 0 S: 4	H: 1 LOB: 1 BB: 0 P: 4	R: 0 E: 0 K: 1 S: 5	H: 0 LOB: 1 BB: 1 P: 9	R: 0 E: 0 K: 1 S: 5	H: 0 LOB: 0 BB: 0 P: 5	R: 0 E: 0 K: 0 S: 4	H: 1 LOB: 1 BB: 0 P: 5	R: 0 E: 0 K: 1 S: 5	H: 0 LOB: 0 BB: 0 P: 5	R: 0 E: 0 K: 0 S: 4	H: 1 LOB: 1 BB: 0 P: 4	R: 1 E: 1 K: 1 S: 8	H: 2 LOB: 2 BB: 0 P: 8	1B: 4 2B: 0 3B: 0 HR: 1	SF: 0 SAC: 0 DP: 0 HBP: 1	WP: 0 PB: 0 SB: 0 CS: 0	PA: 35							
PITCHER	IP	WLS	BF	H	R	ER	SO	BB	IBB	HBP	BLK	WP	HR	S	P	ERA	WHIP										
Ron Herbel, R (1,1) ERA: 3.92	8.0	W	29	3	2	2	3	1	0	1	0	0	0	33	38	2.25	0.500										
Frank Linzy, R (9,1) ERA: 2.31	0.0		3	2	1	0	0	0	0	0	0	0	0	3	3	∞	∞										
Bill Henry, L (9,1) ERA: 1.29	0.1	S	1	0	0	0	0	0	0	0	0	0	0	1	1	0.00	0.000										
Lindy McDaniel, R (9,1) ERA: 3.79	0.2	S	2	0	0	0	1	0	0	0	0	0	0	4	4	0.00	0.000										



Batter	1	2	3	4	5	6	7	8	9	AB	R	H	RBI	BB	SO	LOB	TOP										
Tito Fuentes, S (1,4) OBP: 0.319, SLG: 0.378	E5 		F5 				F6 		F8 	5	1	1	0	0	0	0	San Francisco Giants @ Atlanta Braves Atlanta Stadium, Atlanta, GA Thu Jun 02 1966, 7:05 PM EDT Att: 29,467 - Unknown										
Jim Davenport, R (1,6) OBP: 0.350, SLG: 0.441						SH3-4 				3	1	2	0	0	0	0											
Hal Lanier, R (7, FR) OBP: 0.224, SLG: 0.229	2B 		F8 				1B 			0	0	0	0	0	0	0											
Willie Mays, R (1,8) OBP: 0.342, SLG: 0.543					1-3 		1B 			3	1	2	1	1	0	0											
Jim Ray Hart, R (1,5) OBP: 0.393, SLG: 0.579	F9 				BB 		1B 		F3 	3	1	1	0	1	0	3											
Cap Peterson, R (1,7) OBP: 0.264, SLG: 0.280						E7 				3	1	1	2	0	2	2											
Don Landrum, L (6,7) OBP: 0.224, SLG: 0.180	K 				K 					1	0	0	0	0	0	0											
Willie McCovey, L (1,3) OBP: 0.388, SLG: 0.589		K 			F7 		F7 		F8 	4	0	0	0	0	1	1											
Ollie Brown, R (1,9) OBP: 0.302, SLG: 0.278		F8 				K 				3	0	1	0	1	1	0											
Bob Barton, R (1,2) OBP: 0.196, SLG: 0.167		6-3 				4-3 		F8 		CS 	4	0	0	0	0	1											
Bobby Bolin, R (1,1) OBP: 0.222, SLG: 0.174			K 			K 			K 	4	0	0	0	0	4	0											
Inning Stats	R: 1 E: 1 K: 1 S: 7	H: 2 LOB: 1 BB: 0 P: 7	R: 0 E: 0 K: 1 S: 5	H: 0 LOB: 0 BB: 0 P: 5	R: 0 E: 0 K: 1 S: 5	H: 0 LOB: 1 BB: 1 P: 9	R: 0 E: 0 K: 2 S: 7	H: 0 LOB: 0 BB: 0 P: 7	R: 4 E: 1 K: 0 S: 7	H: 4 LOB: 1 BB: 1 P: 11	R: 0 E: 0 K: 1 S: 7	H: 2 LOB: 2 BB: 0 P: 7	R: 0 E: 0 K: 0 S: 2	H: 0 LOB: 0 BB: 1 P: 6	R: 0 E: 0 K: 1 S: 5	H: 0 LOB: 0 BB: 0 P: 5	1B: 7 2B: 1 3B: 0 HR: 0	SF: 0 SAC: 1 DP: 0 HBP: 0	WP: 0 PB: 0 SB: 0 CS: 2	PA: 38							
PITCHER	IP	WLS	BF	H	R	ER	SO	BB	IBB	HBP	BLK	WP	HR	S	P	ERA	WHIP										
Denny Lemaster, L (1,1) ERA: 3.21	8.0	L	34	8	5	4	7	2	1	0	0	0	0	45	57	4.50	1.250										
Clay Carroll, R (9,1) ERA: 1.72	1.0		3	0	0	0	1	0	0	0	0	0	0	5	5	0.00	0.000										

AB	33
R	5
H	8
RBI	3
BB	3
SO	8
LOB	7



Batter	1	2	3	4	5	6	7	8	9	AB	R	H	RBI	BB	SO	LOB	BOTTOM										
Denis Menke, R (1,5) OBP: 0.381, SLG: 0.465	SH 		5-3 			F7 		F2 		4	0	1	0	0	0	0	San Francisco Giants @ Atlanta Braves Atlanta Stadium, Atlanta, GA Thu Jun 02 1966, 7:05 PM EDT Att: 29,467 - Unknown										
Woody Woodward, R (1,6) OBP: 0.357, SLG: 0.353	SH 		5-3 			1-3 			F4 	3	0	0	0	0	0	0											
Hank Aaron, R (1,9) OBP: 0.355, SLG: 0.594	K 		5-3 			K 			FC6-4 	3	0	0	0	1	2	2											
Felipe Alou, R (1,7) OBP: 0.311, SLG: 0.472	F9 				5-3 		F9 		F4 	4	0	0	0	0	0	3											
Mack Jones, L (1,8) OBP: 0.368, SLG: 0.571	F9 					CS 			BB 	3	0	1	0	1	0	3											
Joe Torre, R (1,3) OBP: 0.367, SLG: 0.539			F8 		F7 		F3 			3	0	0	0	0	0	2											
Gene Oliver, R (1,2) OBP: 0.210, SLG: 0.179		K 				K 		F7 		3	0	0	0	0	2	1											
Felix Millan, R (1,4) OBP: 0.500, SLG: 0.500						5-3 				2	0	1	0	0	0	0											
John Herrnstein, L (8, PH) OBP: 0.235, SLG: 0.161									K 	1	0	0	0	0	1	0											
Miguel de la Hoz, R (9,4) OBP: 0.087, SLG: 0.087										0	0	0	0	0	0	0											
Denny Lemaster, R (1,1) OBP: 0.185, SLG: 0.083									4-3 	2	0	0	0	0	0	1											
Gary Geiger, L (8, PH) OBP: 0.303, SLG: 0.321										1	0	0	0	0	0	0											
Clay Carroll, R (9,1) ERA: 1.72										0	0	0	0	0	0	0											
Inning Stats	R: 0 E: 1 K: 1 S: 7	H: 1 LOB: 2 BB: 0 P: 7	R: 0 E: 0 K: 1 S: 6	H: 1 LOB: 1 BB: 0 P: 6	R: 0 E: 0 K: 0 S: 3	H: 0 LOB: 0 BB: 0 P: 3	R: 0 E: 0 K: 0 S: 2	H: 0 LOB: 0 BB: 1 P: 6	R: 0 E: 0 K: 1 S: 5	H: 0 LOB: 0 BB: 0 P: 5	R: 0 E: 0 K: 0 S: 4	H: 1 LOB: 1 BB: 0 P: 4	R: 0 E: 0 K: 1 S: 5	H: 0 LOB: 0 BB: 0 P: 5	R: 0 E: 0 K: 0 S: 3	H: 0 LOB: 1 BB: 1 P: 7	1B: 3 2B: 0 3B: 0 HR: 0	SF: 0 SAC: 1 DP: 0 HBP: 0	WP: 0 PB: 0 SB: 0 CS: 1	PA: 32							
PITCHER	IP	WLS	BF	H	R	ER	SO	BB	IBB	HBP	BLK	WP	HR	S	P	ERA	WHIP										
Bobby Bolin, R (1,1) ERA: 2.86	9.0	W	32	3	0	0	5	2	0	0	0	0	0	40	48	0.00	0.556										



Batter	1	2	3	4	5	6	7	8	9	AB	R	H	RBI	BB	SO	LOB	TOP
Bobby Tolan, L OBP: 0.281, SLG: 0.300 (1, 9)	0-0 4-3		0-0 SF7		0-0 4-3			0-0 CS 1B		3	0	1	1	0	0	2	St. Louis Cardinals @ Atlanta Braves Atlanta Stadium, Atlanta, GA Fri Jun 03 1966, 7:05 PM EDT Att: 12,349 - Unknown
Tim McCarver, L OBP: 0.295, SLG: 0.406 (1, 2)	4-0 1B BB		0-0 3-H F9			0-0 F9		4-0 1-2 3B BB		2	1	0	0	2	0	0	
Curt Flood, R OBP: 0.353, SLG: 0.462 (1, 8)	0-0 G6-4-3 1-2 1B			0-0 G4-3 1B		0-0 G6-4-3 1B		0-0 1-H 3B		4	0	4	1	0	0	0	
Orlando Cepeda, R OBP: 0.366, SLG: 0.562 (1, 3)	0-0 G6-4-3 1-2			0-0 G4-3		0-0 G6-4-3 1-2		0-0 F3		4	0	0	0	0	0	5	
Lou Brock, L OBP: 0.288, SLG: 0.345 (1, 7)		0-0 L5		0-0 F8			0-0 SH2-4 SF9 1B		0-0 F7	4	1	1	0	0	0	0	
Charley Smith, R OBP: 0.311, SLG: 0.391 (1, 5)		0-0 4-3			0-0 F5		0-0 SH2-4 1-3		0-0 1B	3	0	1	0	0	0	0	
Jerry Buchek, R OBP: 0.313, SLG: 0.353 (1, 6)			0-0 F9		4-0 2B BB		0-0 SF9		0-0 F8	2	0	0	1	1	0	1	
Julian Javier, R OBP: 0.263, SLG: 0.272 (1, 4)			0-0 6-3 SF7 1B		0-0 1-3 2B		0-0 F8		0-0 F7	4	1	2	0	0	0	1	
Bob Gibson, R OBP: 0.233, SLG: 0.333 (1, 1)			0-0 6-3		0-3 K			0-0 P3		3	0	0	0	0	1	3	
Joe Hoerner, R (9, 1)			1-3							0	0	0	0	0	0	0	
Inning Stats	R: 0 E: 0 K: 0 S: 3	H: 1 LOB: 1 BB: 1 P: 7	R: 0 E: 0 K: 0 S: 3	H: 0 LOB: 0 BB: 0 P: 3	R: 1 E: 0 K: 0 S: 4	H: 1 LOB: 0 BB: 0 P: 4	R: 0 E: 0 K: 0 S: 3	H: 1 LOB: 0 BB: 0 P: 3	R: 1 E: 0 K: 0 S: 4	H: 1 LOB: 2 BB: 1 P: 8	R: 0 E: 0 K: 0 S: 4	H: 1 LOB: 1 BB: 0 P: 4	1B: 7 2B: 1 3B: 1 HR: 0	SF: 2 SAC: 1 DP: 3 HBP: 0	WP: 0 PB: 0 SB: 2 CS: 1	PA: 35	
PITCHER	IP WLS BF H R ER SO BB IBB HBP BLK WP HR S P ERA WHIP																
Hank Fischer, R ERA: 3.6 (1, 1)	8.0 L 31 8 3 3 1 3 0 0 0 0 0 0 30 42 3.38 1.375																
Ted Abernathy, R ERA: 6.11 (9, 1)	1.0 4 1 0 0 0 0 0 0 0 0 0 0 4 4 0.00 1.000																

AB	29
R	3
H	9
RBI	3
BB	3
SO	1
LOB	12



Batter	1	2	3	4	5	6	7	8	9	AB	R	H	RBI	BB	SO	LOB	BOTTOM			
Denis Menke, R OBP: 0.377, SLG: 0.454 (1, 5)	4-0 SH5-3 3B BB		0-0 P4			0-0 P5			0-0 4-3	3	1	0	0	1	0	0	St. Louis Cardinals @ Atlanta Braves Atlanta Stadium, Atlanta, GA Fri Jun 03 1966, 7:05 PM EDT Att: 12,349 - Unknown			
Woody Woodward, R OBP: 0.348, SLG: 0.345 (1, 6)	0-0 SH5-3 1-2		0-3 K			0-0 F8			0-0 4-3	3	0	0	0	0	1	0				
Hank Aaron, R OBP: 0.358, SLG: 0.618 (1, 9)	0-0 2-H 3B			0-0 F7		0-0 P7			0-0 HR	4	1	2	2	0	0	0				
Felipe Alou, R OBP: 0.314, SLG: 0.473 (1, 7)	0-0 1-3			0-0 FC3-6 1B		0-0 4-3			0-0 1B	4	0	2	0	0	0	1				
Mack Jones, L OBP: 0.344, SLG: 0.528 (1, 8)	0-3 K			0-0 FC3-6 1-2		0-0 F9			0-3 K	4	0	0	0	0	2	3				
Joe Torre, R OBP: 0.361, SLG: 0.530 (1, 3)		0-3 K		0-0 6-3		0-3 K				3	0	0	0	0	2	1				
Gene Oliver, R OBP: 0.200, SLG: 0.169 (1, 2)		0-3 K			0-0 P3			0-0 6-3		3	0	0	0	0	1	0				
Felix Millan, R OBP: 0.250, SLG: 0.250 (1, 4)								0-3 K		2	0	0	0	0	0	0				
Rico Carty, R OBP: 0.305, SLG: 0.310 (8, PH)								0-3 K		1	0	0	0	0	1	0				
Miguel de la Hoz, R OBP: 0.087, SLG: 0.087 (9, 4)								0-3 K		0	0	0	0	0	0	0				
Hank Fischer, R (1, 1)								0-3 K		2	0	0	0	0	0	0				
Eddie Mathews, L OBP: 0.287 (8, PH)								0-3 K		1	0	0	0	0	1	0				
Ted Abernathy, R OBP: 0.333, SLG: 0.200 (9, 1)								0-3 K		0	0	0	0	0	0	0				
Inning Stats	R: 1 E: 0 K: 1 S: 6	H: 1 LOB: 1 BB: 1 P: 10	R: 0 E: 0 K: 2 S: 7	H: 0 LOB: 0 BB: 0 P: 7	R: 0 E: 0 K: 1 S: 5	H: 0 LOB: 0 BB: 0 P: 5	R: 0 E: 1 K: 0 S: 4	H: 1 LOB: 1 BB: 0 P: 4	R: 0 E: 0 K: 0 S: 3	H: 0 LOB: 0 BB: 0 P: 3	R: 0 E: 0 K: 0 S: 3	H: 0 LOB: 0 BB: 0 P: 3	R: 0 E: 0 K: 1 S: 5	H: 0 LOB: 0 BB: 0 P: 5	R: 0 E: 0 K: 2 S: 7	H: 0 LOB: 1 BB: 0 P: 7	1B: 2 2B: 0 3B: 1 HR: 1	SF: 0 SAC: 1 DP: 0 HBP: 0	WP: 0 PB: 0 SB: 0 CS: 0	PA: 32
PITCHER	IP WLS BF H R ER SO BB IBB HBP BLK WP HR S P ERA WHIP																			
Bob Gibson, R ERA: 2.03 (1, 1)	8.2 W 31 4 2 2 7 1 0 0 0 0 0 0 44 48 2.08 0.577																			
Joe Hoerner, L ERA: 0.61 (9, 1)	0.1 S 1 0 0 0 1 0 0 0 0 0 0 0 3 3 0.00 0.000																			




Batter	1	2	3	4	5	6	7	8	9	AB	R	H	RBI	BB	SO	LOB	TOP																	
Bobby Tolan, L OBP: 0.262, SLG: 0.278 (1, 9)	G3		K			F9		L9		4	0	0	0	0	1	1	St. Louis Cardinals @ Atlanta Braves Atlanta Stadium, Atlanta, GA Sat Jun 04 1966, 3:33 AM EDT Att: 11,027 - Unknown																	
Tim McCarver, L OBP: 0.305, SLG: 0.408 (1, 2)	F 1B SF9 1B					3-1		G3		4	1	2	0	0	0	1																		
Curt Flood, R OBP: 0.356, SLG: 0.463 (1, 8)	E1 1B		F4			5-3			6-3 1B	4	0	2	0	0	0	1																		
Orlando Cepeda, R OBP: 0.362, SLG: 0.556 (1, 3)	SF9			CS 1B			F7		6-3	3	0	1	1	0	0	1																		
Lou Brock, L OBP: 0.293, SLG: 0.358 (1, 7)	F5			K 1-2						3	0	1	0	1	1	2																		
Charley Smith, R OBP: 0.313, SLG: 0.392 (1, 5)																																		
Phil Gagliano, R OBP: 0.279, SLG: 0.167 (5, 5)																																		
Jerry Buchek, R OBP: 0.313, SLG: 0.347 (9, PH)																																		
Bob Skinner, L OBP: 0.231, SLG: 0.320 (9, 6)																																		
Dal Maxvill, R OBP: 0.241, SLG: 0.286 (9, 6)																																		
Julian Javier, R OBP: 0.259, SLG: 0.266 (1, 4)																																		
Curt Simmons, L OBP: 0.400, SLG: 0.500 (1, 1)																																		
Inning Stats	R: 1 E: 1 K: 0 S: 5	H: 2 LOB: 1 BB: 0 P: 5	R: 0 E: 0 K: 0 S: 3	H: 1 LOB: 0 BB: 0 P: 3	R: 0 E: 0 K: 1 S: 6	H: 1 LOB: 1 BB: 0 P: 6	R: 0 E: 0 K: 1 S: 5	H: 1 LOB: 0 BB: 1 P: 5	R: 0 E: 0 K: 1 S: 4	H: 0 LOB: 0 BB: 1 P: 8	R: 0 E: 0 K: 0 S: 3	H: 1 LOB: 1 BB: 0 P: 6	R: 0 E: 0 K: 0 S: 3	H: 0 LOB: 1 BB: 0 P: 7	R: 0 E: 0 K: 1 S: 6	H: 1 LOB: 2 BB: 1 P: 10	1B: 6 2B: 0 3B: 1 HR: 0	SF: 1 SAC: 0 DP: 1 HBP: 0	WP: 0 PB: 0 SB: 0 CS: 2	PA: 34														
PITCHER	IP WLS BF H R ER SO BB IBB HBP BLK WP HR S P ERA WHIP																																	
Arnold Umbach, R ERA: 2.31 (1, 1)	8.1	32	7	1	0	4	2	1	0	0	0	0	0	0	0	0	0.00	1.080																
Ted Abernathy, R ERA: 6.0 (9, 1)	0.2	W	2	0	0	0	1	0	0	0	0	0	0	0	0	0	0.00	0.000																

AB	30
R	1
H	7
RBI	1
BB	3
SO	5
LOB	14



Batter	1	2	3	4	5	6	7	8	9	AB	R	H	RBI	BB	SO	LOB	BOTTOM																	
Denis Menke, R OBP: 0.374, SLG: 0.444 (1, 5)	F4			SH1-3 1B BB		F6		L9		3	1	0	0	1	0	1	St. Louis Cardinals @ Atlanta Braves Atlanta Stadium, Atlanta, GA Sat Jun 04 1966, 3:33 AM EDT Att: 11,027 - Unknown																	
Woody Woodward, R OBP: 0.356, SLG: 0.352 (1, 6)				SH1-3 1B				F9		3	0	2	0	0	0	1																		
Hank Aaron, R OBP: 0.356, SLG: 0.610 (1, 9)																																		
Gary Geiger, L OBP: 0.303, SLG: 0.321 (9, 9)																																		
Felipe Alou, R OBP: 0.318, SLG: 0.484 (1, 7)																																		
Mack Jones, L OBP: 0.328, SLG: 0.500 (1, 8)																																		
Joe Torre, R OBP: 0.356, SLG: 0.520 (1, 3)																																		
Rico Carty, R OBP: 0.299, SLG: 0.303 (1, 2)																																		
Felix Millan, R OBP: 0.286, SLG: 0.286 (1, 4)																																		
Arnold Umbach, R OBP: 0.250, SLG: 0.250 (1, 1)																																		
Ted Abernathy, R OBP: 0.333, SLG: 0.200 (9, 1)																																		
Inning Stats	R: 0 E: 0 K: 0 S: 3	H: 1 LOB: 0 BB: 0 P: 3	R: 0 E: 0 K: 0 S: 3	H: 0 LOB: 0 BB: 0 P: 3	R: 0 E: 0 K: 2 S: 7	H: 1 LOB: 1 BB: 0 P: 7	R: 0 E: 0 K: 0 S: 4	H: 1 LOB: 1 BB: 1 P: 8	R: 0 E: 1 K: 0 S: 4	H: 0 LOB: 1 BB: 0 P: 4	R: 0 E: 0 K: 1 S: 6	H: 1 LOB: 2 BB: 1 P: 10	R: 0 E: 0 K: 0 S: 3	H: 0 LOB: 0 BB: 0 P: 3	R: 0 E: 0 K: 0 S: 4	H: 1 LOB: 1 BB: 0 P: 4	R: 0 E: 0 K: 0 S: 1	H: 1 LOB: 0 BB: 0 P: 1	1B: 5 2B: 1 3B: 0 HR: 1	SF: 0 SAC: 1 DP: 2 HBP: 0	WP: 0 PB: 0 SB: 0 CS: 1	PA: 31												
PITCHER	IP WLS BF H R ER SO BB IBB HBP BLK WP HR S P ERA WHIP																																	
Curt Simmons, L ERA: 3.57 (1, 1)	8.0	L	31	6	2	2	3	1	1	0	0	0	1	1	35	43	2.25	0.875																

AB	28
R	2
H	6
RBI	2
BB	2
SO	3
LOB	11

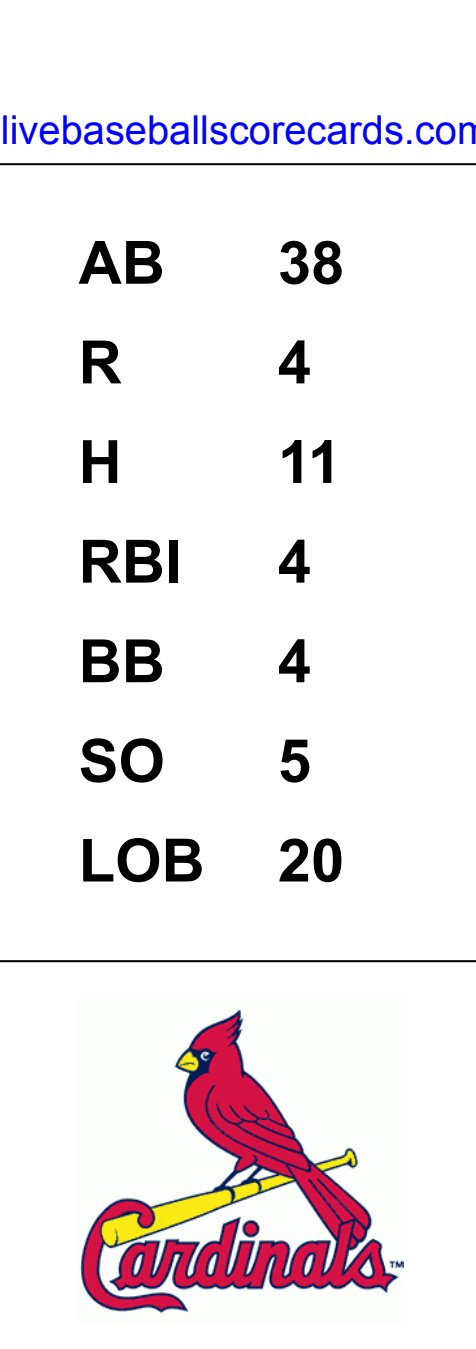


Batter	1	2	3	4	5	6	7	8	9	AB	R	H	RBI	BB	SO	LOB	TOP					
Bobby Tolan, L OBP: 0.258, SLG: 0.288 (1, 9)										5	0	1	0	0	1	4	St. Louis Cardinals @ Atlanta Braves Atlanta Stadium, Atlanta, GA Sat Jun 04 1966, 7:05 PM EDT Att: 18,969 - Unknown					
Julian Javier, R OBP: 0.264, SLG: 0.272 (1, 4)										4	0	2	0	0	0	4						
Curt Flood, R OBP: 0.349, SLG: 0.453 (1, 8)										4	0	0	0	0	0	4						
Tito Francona, L OBP: 0.324, SLG: 0.258 (1, 3)										4	1	3	0	0	0	0						
Lou Brock, L OBP: 0.286, SLG: 0.349 (1, 7)										4	0	0	0	0	2	4						
Phil Gagliano, R OBP: 0.277, SLG: 0.175 (1, 5)										4	0	1	0	0	0	0						
Jerry Buchek, R OBP: 0.312, SLG: 0.344 (1, 6)										4	0	1	1	0	0	0						
Pat Corrales, R OBP: 0.250, SLG: 0.258 (1, 2)										3	0	0	0	0	0	2						
Ray Washburn, R OBP: 0.143, SLG: 0.083 (7, 1)										0	0	0	0	0	0	0						
Orlando Cepeda, R OBP: 0.367, SLG: 0.560 (9, PH)										1	0	1	0	0	0	0						
Jimmy Williams, R OBP: 0.500, SLG: 0.429 (9, PR)										0	0	0	0	0	0	0						
Tracy Stallard, R (1, 1)										1	0	0	0	0	1	0						
Bob Skinner, L OBP: 0.259, SLG: 0.320 (4, PH)										0	0	0	0	1	0	0						
Nelson Briles, R OBP: 0.167, SLG: 0.091 (4, 1)										0	0	0	0	0	0	0						
Tim McCarver, L OBP: 0.307, SLG: 0.406 (7, 2)										1	0	0	0	1	0	1						
Inning Stats	R: 0 E: 1 K: 1 S: 7	H: 1 LOB: 2 BB: 0 P: 7	R: 0 E: 0 K: 0 S: 3	H: 0 LOB: 0 BB: 0 P: 3	R: 0 E: 0 K: 1 S: 6	H: 1 LOB: 1 BB: 0 P: 6	R: 1 E: 0 K: 1 S: 8	H: 3 LOB: 3 BB: 1 P: 12	R: 0 E: 0 K: 0 S: 4	H: 2 LOB: 1 BB: 0 P: 4	R: 0 E: 0 K: 0 S: 3	H: 0 LOB: 0 BB: 0 P: 3	R: 0 E: 0 K: 1 S: 5	H: 0 LOB: 1 BB: 1 P: 9	R: 0 E: 0 K: 0 S: 3	H: 0 LOB: 0 BB: 0 P: 3	R: 0 E: 0 K: 0 S: 5	H: 2 LOB: 3 BB: 0 P: 5	1B: 8 2B: 1 3B: 0 HR: 0	SF: 0 SAC: 1 DP: 1 HBP: 0	WP: 0 PB: 0 SB: 0 CS: 0	PA: 38
PITCHER Tony Cloninger, R ERA: 4.29 (1, 1)	IP: 9.0 WLS: W BF: 38 H: 9 R: 1 ER: 1 SO: 4 BB: 2 IBB: 0 HBP: 0 BLK: 0 WP: 0 HR: 0 S: 44 P: 52 ERA: 1.00 WHIP: 1.222															PITCHER						

Batter	1	2	3	4	5	6	7	8	9	AB	R	H	RBI	BB	SO	LOB	BOTTOM				
Denis Menke, R OBP: 0.371, SLG: 0.434 (1, 5)										3	0	0	0	0	0	1	St. Louis Cardinals @ Atlanta Braves Atlanta Stadium, Atlanta, GA Sat Jun 04 1966, 7:05 PM EDT Att: 18,969 - Unknown				
Woody Woodward, R OBP: 0.353, SLG: 0.349 (1, 6)										4	0	1	0	0	0	0					
Gary Geiger, L OBP: 0.301, SLG: 0.309 (1, 9)										3	1	0	0	1	0	2					
Felipe Alou, R OBP: 0.322, SLG: 0.485 (1, 7)										2	2	1	1	0	0	1					
Mack Jones, L OBP: 0.328, SLG: 0.542 (1, 8)										3	1	1	2	0	0	2					
Joe Torre, R OBP: 0.355, SLG: 0.517 (1, 3)										3	0	1	1	0	0	0					
Rico Carty, R OBP: 0.292, SLG: 0.295 (1, 2)										3	0	0	0	0	1	0					
Felix Millan, R OBP: 0.200, SLG: 0.200 (1, 4)										3	0	0	0	0	0	0					
Tony Cloninger, R OBP: 0.172, SLG: 0.179 (1, 1)										3	0	1	0	0	1	0					
Inning Stats	R: 3 E: 0 K: 0 S: 5	H: 3 LOB: 0 BB: 0 P: 6	R: 0 E: 0 K: 0 S: 4	H: 1 LOB: 1 BB: 0 P: 4	R: 0 E: 0 K: 0 S: 3	H: 0 LOB: 1 BB: 1 P: 7	R: 0 E: 0 K: 0 S: 3	H: 0 LOB: 0 BB: 0 P: 3	R: 1 E: 0 K: 0 S: 3	H: 1 LOB: 1 BB: 0 P: 4	R: 0 E: 0 K: 2 S: 7	H: 0 LOB: 0 BB: 0 P: 7	R: 0 E: 0 K: 0 S: 3	H: 0 LOB: 0 BB: 0 P: 3	R: 0 E: 0 K: 0 S: 3	H: 0 LOB: 0 BB: 0 P: 3		1B: 4 2B: 0 3B: 0 HR: 1	SF: 0 SAC: 0 DP: 0 HBP: 2	WP: 0 PB: 0 SB: 0 CS: 2	PA: 30
PITCHER Tracy Stallard, R ERA: 6.32 (1, 1)	IP: 3.0 WLS: L BF: 14 H: 4 R: 3 ER: 3 SO: 3 BB: 1 IBB: 0 HBP: 1 BLK: 0 WP: 0 HR: 1 S: 12 P: 17 ERA: 9.00 WHIP: 1.667															PITCHER					
Nelson Briles, R ERA: 3.08 (4, 1)	IP: 3.0 WLS: L BF: 10 H: 1 R: 1 ER: 1 SO: 0 BB: 0 IBB: 0 HBP: 0 BLK: 0 WP: 0 HR: 0 S: 9 P: 10 ERA: 3.00 WHIP: 0.333															PITCHER					
Ray Washburn, R ERA: 4.03 (7, 1)	IP: 2.0 WLS: L BF: 6 H: 0 R: 0 ER: 0 SO: 2 BB: 0 IBB: 0 HBP: 0 BLK: 0 WP: 0 HR: 0 S: 10 P: 10 ERA: 0.00 WHIP: 0.000															PITCHER					

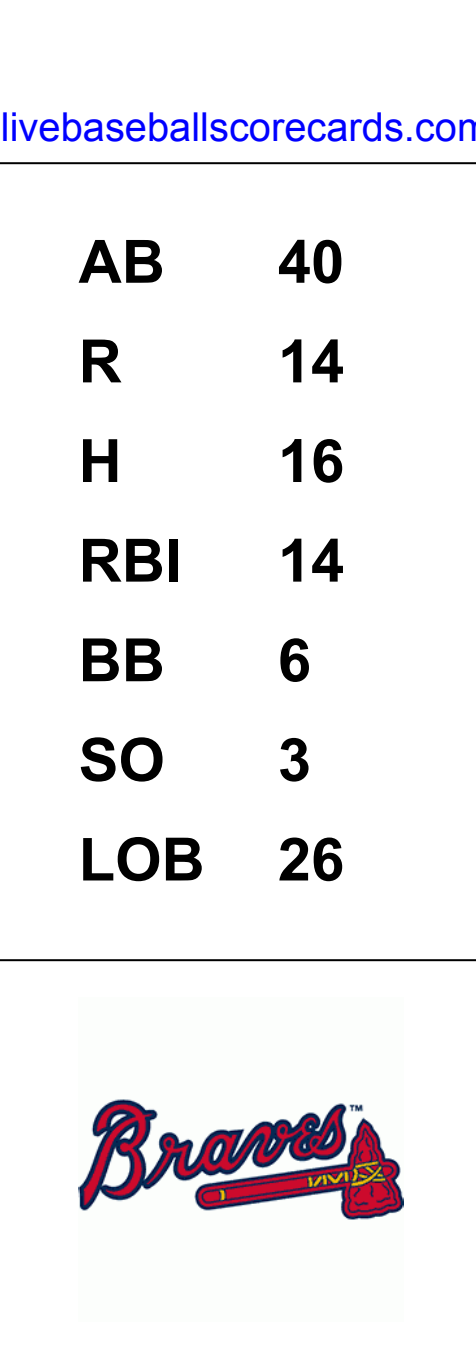
Batter	1	2	3	4	5	6	7	8	9	AB	R	H	RBI	BB	SO	LOB	TOP					
Lou Brock, L OBP: 0.283, SLG: 0.340 (1, 9)	0-0 1-4-3		0-0 F7	4-0 BB	0-0 4-3		0-0 F6		4 0 0 0 1 0 1													
Tim McCarver, L OBP: 0.297, SLG: 0.392 Hal Woodeshick, R OBP: 0.500, SLG: 1.000 (1, 2)	0-0 F8		0-0 FC3-6 1B	0-0 L8		0-0 F9		0-0 F3	5 1 0 0 0 0 3 0 0 0 0 0 0 0													
Curt Flood, R OBP: 0.355, SLG: 0.457 (1, 8)	0-0 1B		0-0 1B 1B		0-0 F3	0-3 K		0-0 1B	5 1 3 0 0 1 0													
Orlando Cepeda, R OBP: 0.370, SLG: 0.558 Bobby Tolán, L OBP: 0.254, SLG: 0.283 (1, 3)	0-0 4-3		0-0 1B 1B		0-0 E S 1B		0-0 F2	0-0 F7	4 1 2 1 0 0 1 1 0 0 0 0 0 1													
Tito Francona, L OBP: 0.359, SLG: 0.286 (1, 7)		0-0 1B	0-0 1B		0-0 L8		4-0 1B BB	0-3 K	4 0 2 1 1 1 2													
Phil Gagliano, R OBP: 0.289, SLG: 0.178 (1, 5)	0-0 F9		0-3 K		0-0 2B 1B		0-0 F3	0-0 F8	5 1 1 1 0 1 5													
Jerry Buchek, R OBP: 0.471, SLG: 0.357 Jimmy Williams, R OBP: 0.500, SLG: 0.429 (1, 6)	0-3 K				0-0 F7		0-0 1-2 1B		4 0 2 1 0 1 1 0 0 0 0 0 0 0								AB 38 R 4 H 11 RBI 4 BB 4 SO 5 LOB 20					
Julian Javier, R OBP: 0.270, SLG: 0.269 (1, 4)	0-0 F6				4-0 FC2-6 BB		0-0 F9		2 0 0 0 2 0 3													
Al Jackson, L OBP: 0.471, SLG: 0.643 Don Dennis, R OBP: 0.291, SLG: 0.392 Joe Hoerner, R OBP: 0.291, SLG: 0.285 Art Mahaffey, R OBP: 0.301, SLG: 0.309 Mike Shannon, R OBP: 0.256, SLG: 0.392 (1, 1)			0-0 FC3-6 1B		0-0 FC2-6 S		0-3 K	0-0 F2	3 0 1 0 0 1 3 0 1 0 0 0 0 0 0								WP: 0 PA: 42 FB: 0 SB: 2 CS: 0					
Inning Stats	R: 0 E: 0 K: 0 S: 4	H: 1 LOB: 1 BB: 0 P: 4	R: 0 E: 0 K: 1 S: 6	H: 1 LOB: 1 BB: 0 P: 6	R: 2 E: 0 K: 1 S: 9	H: 4 LOB: 2 BB: 0 P: 9	R: 0 E: 0 K: 0 S: 3	H: 0 LOB: 0 BB: 2 P: 11	R: 2 E: 0 K: 1 S: 8	H: 3 LOB: 2 BB: 1 P: 12	R: 0 E: 0 K: 1 S: 5	H: 0 LOB: 0 BB: 0 P: 5	R: 0 E: 0 K: 0 S: 4	H: 1 LOB: 2 BB: 1 P: 8	R: 0 E: 0 K: 0 S: 3	H: 0 LOB: 1 BB: 0 P: 3	R: 0 E: 0 K: 1 S: 6	H: 1 LOB: 1 BB: 0 P: 6	1B: 10 2B: 1 3B: 0 HR: 0	SF: 0 SAC: 0 DP: 0 HBP: 0	WP: 0 PA: 42	
PITCHER	IP WLS BF H R ER SO BB IBB HBP BLK WP HR S P ERA WHIP	IP WLS BF H R ER SO BB IBB HBP BLK WP HR S P ERA WHIP	IP WLS BF H R ER SO BB IBB HBP BLK WP HR S P ERA WHIP	IP WLS BF H R ER SO BB IBB HBP BLK WP HR S P ERA WHIP	IP WLS BF H R ER SO BB IBB HBP BLK WP HR S P ERA WHIP	IP WLS BF H R ER SO BB IBB HBP BLK WP HR S P ERA WHIP	IP WLS BF H R ER SO BB IBB HBP BLK WP HR S P ERA WHIP	IP WLS BF H R ER SO BB IBB HBP BLK WP HR S P ERA WHIP	IP WLS BF H R ER SO BB IBB HBP BLK WP HR S P ERA WHIP	IP WLS BF H R ER SO BB IBB HBP BLK WP HR S P ERA WHIP	IP WLS BF H R ER SO BB IBB HBP BLK WP HR S P ERA WHIP	IP WLS BF H R ER SO BB IBB HBP BLK WP HR S P ERA WHIP	IP WLS BF H R ER SO BB IBB HBP BLK WP HR S P ERA WHIP	IP WLS BF H R ER SO BB IBB HBP BLK WP HR S P ERA WHIP	IP WLS BF H R ER SO BB IBB HBP BLK WP HR S P ERA WHIP	IP WLS BF H R ER SO BB IBB HBP BLK WP HR S P ERA WHIP	IP WLS BF H R ER SO BB IBB HBP BLK WP HR S P ERA WHIP	IP WLS BF H R ER SO BB IBB HBP BLK WP HR S P ERA WHIP	IP WLS BF H R ER SO BB IBB HBP BLK WP HR S P ERA WHIP	IP WLS BF H R ER SO BB IBB HBP BLK WP HR S P ERA WHIP	IP WLS BF H R ER SO BB IBB HBP BLK WP HR S P ERA WHIP	IP WLS BF H R ER SO BB IBB HBP BLK WP HR S P ERA WHIP
Clay Carroll, R ERA: 2.06 (1, 1)	2.2	14	6	2	2	1	0	0	0	0	0	0	0	0	16	16	6.75	2.250				
Chi-Chi Olivo, R ERA: 3.39 (3, 1)	2.0	12	3	2	2	1	2	1	0	0	0	0	0	11	23	9.00	2.500					
Billy O'Dell, L ERA: 1.96 (5, 1)	4.1	W	16	2	0	0	3	1	0	0	0	0	0	21	25	0.00	0.692					


St. Louis Cardinals @ Atlanta Braves
Atlanta Stadium, Atlanta, GA
Sun Jun 05 1966, 3:33 AM EDT
Att: 18,942 - Unknown




Batter	1	2	3	4	5	6	7	8	9	AB	R	H	RBI	BB	SO	LOB	BOTTOM					
Denis Menke, R OBP: 0.387, SLG: 0.472 (1, 5)	0-0 F8		0-0 1B 1B 2B	0-0 L1-3 1B	0-0 BB HBP 1B	0-0 1-H HR		0-0 2-H 1B	6 2 5 5 0 0 0													
Woody Woodward, R OBP: 0.352, SLG: 0.344 (1, 6)	0-0 5-3		0-0 1B 2B	0-0 L1-3 1B	0-0 1-2 HBP 1B	0-0 F7		0-0 1-3	5 1 1 0 0 0 2													
Hank Aaron, R OBP: 0.363, SLG: 0.609 Eddie Mathews, L OBP: 0.291, SLG: 0.285 Gary Geiger, L OBP: 0.301, SLG: 0.309 (1, 9)	4-0 BB		0-0 F7		0-0 BB 1B		0-0 F5		2 1 1 1 2 0 2 1 0 0 0 0 0 0 0 0 0 0 0 0 0													
Felipe Alou, R OBP: 0.328, SLG: 0.483 John Hermstein, L OBP: 0.235, SLG: 0.161 (1, 7)	4-0 BB		0-0 2B FC6-4 1B		0-0 F2		0-0 F7		3 2 1 0 2 0 3 0 0 0 0 0 0 0													
Mack Jones, L OBP: 0.333, SLG: 0.547 (1, 8)	0-0 3-1		0-0 FC6-4 2B		0-0 F6		0-0 F8		5 1 2 3 0 0 5													
Joe Torre, R OBP: 0.356, SLG: 0.508 (1, 3)		0-0 L8	4-0 FC6-4 IBB		0-0 F9		0-0 6-3		3 1 0 0 2 0 3													
Rico Carty, R OBP: 0.310, SLG: 0.315 (1, 2)		0-0 FC3-6 1B	0-0 FC6-4		0-0 1B 1B		0-0 1B PB HR 1B	0-0 FC5-4 1B	5 2 4 3 0 0 2													
Felix Millan, R OBP: 0.200, SLG: 0.200 (1, 4)		0-0 FC3-6	0-0 F4		0-0 E6 1B		0-0 HR 1B	0-0 FC5-4 1B	5 3 1 1 0 0 5													
Clay Carroll, R (1, 1)	0-3 K				0-0 F7		0-3 HBP BB 1B	0-3 K	1 0 0 0 0 1 1 1 0 0 0 0 0 0 3 1 1 1 0 2 3													
Inning Stats	R: 0 E: 0 K: 0 S: 3	H: 0 LOB: 2 BB: 2 P: 11	R: 0 E: 0 K: 1 S: 6	H: 1 LOB: 1 BB: 0 P: 6	R: 3 E: 0 K: 0 S: 7	H: 4 LOB: 2 BB: 1 P: 11	R: 0 E: 0 K: 0 S: 3	H: 1 LOB: 0 BB: 0 P: 3	R: 7 E: 1 K: 0 S: 9	H: 5 LOB: 3 BB: 3 P: 22	R: 3 E: 0 K: 1 S: 8	H: 3 LOB: 0 BB: 0 P: 8	R: 0 E: 0 K: 0 S: 3	H: 0 LOB: 0 BB: 0 P: 3	R: 1 E: 1 K: 1 S: 7	H: 2 LOB: 1 BB: 0 P: 7	R: 0 E: 0 K: 0 S: 3	H: 0 LOB: 0 BB: 0 P: 3	1B: 14 2B: 2 3B: 0 HR: 1	SF: 0 SAC: 0 DP: 1 HBP: 1	WP: 0 PA: 47 FB: 1 SB: 0 CS: 0	
PITCHER	IP WLS BF H R ER SO BB IBB HBP BLK WP HR S P ERA WHIP	IP WLS BF H R ER SO BB IBB HBP BLK WP HR S P ERA WHIP	IP WLS BF H R ER SO BB IBB HBP BLK WP HR S P ERA WHIP	IP WLS BF H R ER SO BB IBB HBP BLK WP HR S P ERA WHIP	IP WLS BF H R ER SO BB IBB HBP BLK WP HR S P ERA WHIP	IP WLS BF H R ER SO BB IBB HBP BLK WP HR S P ERA WHIP	IP WLS BF H R ER SO BB IBB HBP BLK WP HR S P ERA WHIP	IP WLS BF H R ER SO BB IBB HBP BLK WP HR S P ERA WHIP	IP WLS BF H R ER SO BB IBB HBP BLK WP HR S P ERA WHIP	IP WLS BF H R ER SO BB IBB HBP BLK WP HR S P ERA WHIP	IP WLS BF H R ER SO BB IBB HBP BLK WP HR S P ERA WHIP	IP WLS BF H R ER SO BB IBB HBP BLK WP HR S P ERA WHIP	IP WLS BF H R ER SO BB IBB HBP BLK WP HR S P ERA WHIP	IP WLS BF H R ER SO BB IBB HBP BLK WP HR S P ERA WHIP	IP WLS BF H R ER SO BB IBB HBP BLK WP HR S P ERA WHIP	IP WLS BF H R ER SO BB IBB HBP BLK WP HR S P ERA WHIP	IP WLS BF H R ER SO BB IBB HBP BLK WP HR S P ERA WHIP	IP WLS BF H R ER SO BB IBB HBP BLK WP HR S P ERA WHIP	IP WLS BF H R ER SO BB IBB HBP BLK WP HR S P ERA WHIP	IP WLS BF H R ER SO BB IBB HBP BLK WP HR S P ERA WHIP	IP WLS BF H R ER SO BB IBB HBP BLK WP HR S P ERA WHIP	IP WLS BF H R ER SO BB IBB HBP BLK WP HR S P ERA WHIP
Al Jackson, L ERA: 1.69 (1, 1)	4.0	23	8	6	1	0	0	1	0	0	0	0	0	4	8	∞	∞					
Don Dennis, R ERA: 4.7 (5, 1)	0.0	5	3	3	2	0	0	0	0	0	0	0	0	3	8	9.00	1.000					
Joe Hoerner, L ERA: 0.57 (5, 1)	1.0	5	0	1	1	0	1	0	1	0	0	0	0	1	11	13.50	1.500					
Art Mahaffey, R ERA: 7.54 (6, 1)	2.0	9	3	3	3	1	0	0	0	0	0	1	11	11	13.50	1.500						
Hal Woodeshick, L ERA: 1.4 (8, 1)	1.0	5	2	1	0	1	0	0	0	0	0	0	7	7	0.00	2.000						

St. Louis Cardinals @ Atlanta Braves
Atlanta Stadium, Atlanta, GA
Sun Jun 05 1966, 3:33 AM EDT
Att: 18,942 - Unknown



Batter	1	2	3	4	5	6	7	8	9	AB	R	H	RBI	BB	SO	LOB	TOP									
Denis Menke, R (1.5) OBP: 0.388, SLG: 0.462 Eddie Mathews, L (9.5) OBP: 0.291, SLG: 0.285	1-3		L6			1B				3	1	0	1	1	1	1	<p>Atlanta Braves @ New York Mets Shea Stadium, Flushing, NY Tue Jun 07 1966, 3:33 AM EDT Att: 14,513 - Unknown</p> <p>AB 38 R 11 H 13 RBI 10 BB 5 SO 9 LOB 17</p> 									
Woody Woodward, R (1.6) OBP: 0.353, SLG: 0.346	K		F2		FC1-6 1B		G5-3			5	2	2	2	0	1	3										
Hank Aaron, R (1.9) OBP: 0.368, SLG: 0.607	F7				1B					4	1	2	2	1	0	0										
Felipe Alou, R (1.7) OBP: 0.325, SLG: 0.477		6-3			FC1-6 1B					5	1	1	1	0	1	3										
Mack Jones, L (1.8) OBP: 0.325, SLG: 0.522					K					5	0	1	0	0	3	4										
Joe Torre, R (1.3) OBP: 0.357, SLG: 0.519					5-3					4	1	1	3	1	0	1										
Rico Carty, R (1.2) OBP: 0.313, SLG: 0.313										4	2	1	0	1	1	2										
Felix Millan, R (1.4) OBP: 0.350, SLG: 0.400										5	2	4	0	0	1	2										
Denny Lemaster, R (1.1) OBP: 0.179, SLG: 0.080 Clay Carroll, R (3.1) ERA: 4.15										1	0	0	0	0	1	0										
Miguel de la Hoz, R (5. PH) OBP: 0.123, SLG: 0.125 Arnold Umbach, R (5.1) OBP: 0.400, SLG: 0.250 Ted Abernathy, R (7.1) OBP: 0.266, SLG: 0.167										0	0	0	0	0	0	1										
Inning Stats	R: 0 E: 0 K: 1 S: 5	H: 0 LOB: 0 BB: 0 P: 5	R: 0 E: 0 K: 2 S: 8	H: 1 LOB: 2 BB: 1 P: 12	R: 0 E: 0 K: 1 S: 5	H: 0 LOB: 0 BB: 0 P: 5	R: 0 E: 0 K: 1 S: 6	H: 1 LOB: 1 BB: 0 P: 6	R: 7 E: 0 K: 1 S: 11	H: 6 LOB: 0 BB: 1 P: 15	R: 3 E: 0 K: 2 S: 10	H: 3 LOB: 1 BB: 1 P: 14	R: 1 E: 0 K: 0 S: 3	H: 1 LOB: 2 BB: 2 P: 12	R: 0 E: 0 K: 1 S: 5	H: 0 LOB: 0 BB: 0 P: 5		R: 0 E: 0 K: 0 S: 4	H: 1 LOB: 1 BB: 0 P: 4	1B: 11 2B: 1 3B: 0 HR: 1	SF: 0 SAC: 1 DP: 1 HBP: 1	WP: 1 PB: 0 SB: 1 CS: 0	PA: 45			
PITCHER	IP	WLS	BF	H	R	ER	SO	BB	IBB	HBP	BLK	WP	HR	S	P	ERA		WHIP								
Rob Gardner, L (1.1) ERA: 3.72	4.0		20	6	5	5	5	2	0	0	0	0	0	28	36	11.25		2.000								
Dick Selma, R (5.1) ERA: 4.15	1.2	L	11	5	5	5	2	1	0	0	0	0	1	14	18	27.00		3.600								
Bill Hepler, L (6.1) ERA: 2.25	0.2		5	1	1	1	1	2	0	0	0	1	0	5	13	13.50		4.500								
Dave Eilers, R (7.1) ERA: 3.75	1.2		5	0	0	0	1	0	0	1	0	0	0	6	7	0.00	0.000									
Dennis Ribant, R (9.1) ERA: 2.09	1.0		4	1	0	0	0	0	0	0	0	0	0	4	4	0.00	1.000									

Batter	1	2	3	4	5	6	7	8	9	AB	R	H	RBI	BB	SO	LOB	BOTTOM									
Cleon Jones, R (1.8) OBP: 0.314, SLG: 0.372	FC5-4 2B	4-3		L9		FC5-4		1-3		5	1	1	0	0	0	2	<p>Atlanta Braves @ New York Mets Shea Stadium, Flushing, NY Tue Jun 07 1966, 3:33 AM EDT Att: 14,513 - Unknown</p> <p>AB 38 R 6 H 12 RBI 5 BB 2 SO 7 LOB 14</p> 									
Ron Hunt, R (1.4) OBP: 0.372, SLG: 0.401	FC5-4 BB	3-1		E6				K		4	0	0	0	1	1	1										
Ken Boyer, R (1.5) OBP: 0.325, SLG: 0.451	FC5-4 1B			FC5-4				1B		5	3	2	0	0	1	4										
Dick Stuart, R (1.3) OBP: 0.294, SLG: 0.385	K			HR				1B		5	1	2	2	0	1	2										
Ron Swoboda, R (1.7) OBP: 0.325, SLG: 0.340	1B			5-3				1B		3	1	1	1	1	0	0										
Jerry Grote, R (1.2) OBP: 0.359, SLG: 0.304 Chuck Hiller, L (7. PH) OBP: 0.390, SLG: 0.359 John Stephenson, L (8.2) OBP: 0.293, SLG: 0.318	1B			F8				K		3	0	1	1	0	1	0										
Al Luplow, L (1.9) OBP: 0.314, SLG: 0.298	1B			F9				1B		4	0	2	1	0	0	2										
Roy McMillan, R (1.6) OBP: 0.229, SLG: 0.197	K			G3				G5-4-3		4	0	0	0	0	2	3										
Rob Gardner, R (1.1) OBP: 0.180, SLG: 0.200 Dick Selma, R (3.1) ERA: 4.15 Bill Hepler, L (5.1) ERA: 2.25 Dave Eilers, R (7.1) ERA: 3.75 Ed Kranepool, L (8. PH) OBP: 0.325, SLG: 0.125 Dennis Ribant, R (9.1) ERA: 2.09				F7				K		2	0	1	0	0	0	0										
Inning Stats	R: 3 E: 0 K: 2 S: 10	H: 3 LOB: 2 BB: 2 P: 18	R: 0 E: 0 K: 0 S: 3	H: 0 LOB: 0 BB: 0 P: 3	R: 2 E: 0 K: 0 S: 5	H: 2 LOB: 0 BB: 0 P: 5	R: 0 E: 1 K: 0 S: 5	H: 1 LOB: 2 BB: 0 P: 5	R: 0 E: 0 K: 1 S: 5	H: 0 LOB: 0 BB: 0 P: 5	R: 0 E: 0 K: 0 S: 4	H: 2 LOB: 1 BB: 0 P: 4	R: 1 E: 0 K: 1 S: 8	H: 4 LOB: 2 BB: 0 P: 8	R: 0 E: 0 K: 2 S: 7	H: 0 LOB: 0 BB: 0 P: 7		R: 0 E: 0 K: 1 S: 5	H: 0 LOB: 0 BB: 0 P: 5	1B: 10 2B: 1 3B: 0 HR: 1	SF: 0 SAC: 0 DP: 1 HBP: 0	WP: 1 PB: 0 SB: 2 CS: 0	PA: 40			
PITCHER	IP	WLS	BF	H	R	ER	SO	BB	IBB	HBP	BLK	WP	HR	S	P	ERA		WHIP								
Denny Lemaster, L (1.1) ERA: 3.72	2.0		13	5	5	5	2	2	0	0	0	0	0	15	23	22.50		3.500								
Clay Carroll, R (3.1) ERA: 1.90	2.0	W	8	1	0	0	0	0	0	0	0	0	0	8	8	0.00		0.500								
Arnold Umbach, R (5.1) ERA: 2.45	2.1		11	5	1	1	2	0	0	0	0	0	0	15	15	3.86		2.143								
Ted Abernathy, R (7.1) ERA: 5.99	2.2	S	8	1	0	0	3	0	0	0	0	0	0	14	14	0.00		0.375								

Batter	1	2	3	4	5	6	7	8	9	AB	R	H	RBI	BB	SO	LOB	TOP										
Eddie Mathews, L OBP: 0.297, SLG: 0.296 (1, 5)	0-3 K	0-0 FC1-4 3B		0-3 K		0-0 F9		4-0 FC5-4 IBB		4	1	1	0	1	2	0											
Woody Woodward, R OBP: 0.350, SLG: 0.333 (1, 6)	4-0 1B BB	0-0 P6		0-0 6-3			0-0 1-3	0-0 FC5-4 1-2		4	1	0	0	1	0	3											
Hank Aaron, R OBP: 0.382, SLG: 0.641 (1, 9)	0-0 1B HR	4-0 FC1-4 BB		0-3 K			4-0 1B SF7 BB		0-3 K	3	2	1	0	2	2	0											
Felipe Alou, R OBP: 0.324, SLG: 0.469 (1, 7)	0-0 HR	0-0 FC1-4			0-0 5-3		0-0 1B 1B		0-0 CS 1B	5	1	3	2	0	0	1											
Mack Jones, L OBP: 0.333, SLG: 0.579 (1, 8)	0-0 HR	0-0 4-3			0-0 1-3		0-0 SF7		4-0 2B BB	3	1	1	4	1	0	1											
Joe Torre, R OBP: 0.359, SLG: 0.518 (1, 3)	0-0 L7		0-0 F8		0-0 4-3		0-0 1B		0-0 2B	5	0	2	0	0	0	0											
Rico Carty, R OBP: 0.346, SLG: 0.358 (1, 2)	0-0 WP E 1B		0-0 FC6-4 1B			0-0 HR		0-0 FC5-6 1B	4-0 IBB	4	2	4	1	1	0	0											
Felix Millan, R OBP: 0.310, SLG: 0.345 (1, 4)	0-0 E7 1B		0-0 F8			0-0 L3		0-0 FC5-6 S 1-2	0-0 F7	5	0	1	1	0	0	5											
Tony Cloninger, R OBP: 0.152, SLG: 0.156 (1, 1)	0-0 G3		0-0 FC6-4 1-2			0-0 G3		0-0 5-3 1-2		4	0	0	0	0	0	3											
Inning Stats	R: 5 E: 1 K: 1 S: 10	H: 5 LOB: 1 BB: 1 P: 14	R: 1 E: 0 K: 0 S: 4	H: 1 LOB: 1 BB: 1 P: 8	R: 0 E: 0 K: 0 S: 4	H: 1 LOB: 1 BB: 0 P: 4	R: 0 E: 0 K: 2 S: 7	H: 0 LOB: 0 BB: 0 P: 7	R: 0 E: 0 K: 0 S: 3	H: 0 LOB: 0 BB: 0 P: 3	R: 1 E: 0 K: 0 S: 4	H: 1 LOB: 0 BB: 0 P: 4	R: 1 E: 0 K: 0 S: 4	H: 2 LOB: 2 BB: 1 P: 8	R: 0 E: 0 K: 0 S: 4	H: 1 LOB: 2 BB: 1 P: 8	R: 0 E: 0 K: 1 S: 6	H: 2 LOB: 3 BB: 2 P: 14	1B: 9 2B: 1 3B: 1 HR: 2	SF: 1 SAC: 0 DP: 0 HBP: 0	WP: 1 PB: 0 SB: 1 CS: 1	PA: 44					
PITCHER	IP	WLS	BF	H	R	ER	SO	BB	IBB	HBP	BLK	WP	HR	S	P	ERA	WHIP										
Jack Hamilton, R ERA: 4.14 (1, 1)	1.0	L	9	5	5	5	1	1	0	0	0	1	1	10	14	45.00	6.000										
Gerry Arrigo, L ERA: 4.85 (2, 1)	1.0		5	1	1	1	0	1	0	0	0	0	0	4	8	9.00	2.000										
Bill Hepler, L ERA: 2.25 (3, 1)	4.0		14	2	1	1	2	0	0	0	0	0	1	18	18	2.25	0.500										
Dick Selma, R ERA: 4.18 (7, 1)	2.0		10	3	1	1	0	1	1	0	0	0	0	8	16	4.50	2.000										
Dave Eilers, R ERA: 3.6 (9, 1)	1.0		6	2	0	0	1	1	1	0	0	0	0	6	14	0.00	3.000										
Batter	1	2	3	4	5	6	7	8	9	AB	R	H	RBI	BB	SO	LOB	BOTTOM										
Ron Hunt, R OBP: 0.368, SLG: 0.392 (1, 4)	0-0 BB 1B	0-0 F9		0-0 6-3		0-0 4-3			0-0 WP G3 1B	5	1	2	0	0	0	1											
Al Luplow, L OBP: 0.397, SLG: 0.314 (1, 9)	4-0 1B SF9 BB	4-0 BB			4-0 5-3 HR BB		4-0 CS BB		0-0 G3 1-2	1	2	0	0	4	0	1											
Cleon Jones, R OBP: 0.315, SLG: 0.369 (1, 8)	0-0 WP E 1-3 2H 1B	0-0 4-3			0-0 5-3		0-3 K 1-2		0-0 F9	5	0	1	1	0	1	4											
Ken Boyer, R OBP: 0.331, SLG: 0.467 (1, 5)	0-0 SF9		0-0 P4		0-0 HR		0-0 6-3		4-0 BB	3	1	1	3	1	0	0											
Ed Kranepool, L OBP: 0.297, SLG: 0.318 (1, 7)	4-0 WP BB		0-0 F7		0-0 F7			0-0 1B 1B	0-0 L9	4	0	1	0	1	0	2											
Dick Stuart, R OBP: 0.301, SLG: 0.369 (1, 3)	0-0 F2		4-0 BB		0-3 K			0-0 P4		3	0	0	0	1	1	3											
Jerry Grote, R OBP: 0.358, SLG: 0.296 (1, 2)	4-0 BB		0-0 F3			0-0 L6		0-0 1B		2	0	0	0	1	0	1											
Chuck Hiller, L OBP: 0.419, SLG: 0.463 (6, PH)								1-2 2-3 BB		1	0	1	0	0	0	0											
Dave Eilers, R (9, 1)										0	0	0	0	0	0	0											
Roy McMillan, R OBP: 0.219, SLG: 0.188 (8, PH)	0-3 K			0-0 4-3		0-0 E3 WP		0-3 K		3	0	0	0	0	1	3											
John Stephenson, L OBP: 0.271, SLG: 0.304 (9, 2)										1	0	0	0	0	1	2											
Jack Hamilton, R OBP: 0.167, SLG: 0.130 (2, 1)										0	0	0	0	0	0	0											
Gerry Arrigo, L OBP: 0.300, SLG: 0.400 (2, PH)										0	0	0	0	0	0	0											
Johnny Lewis, L OBP: 0.277, SLG: 0.337 (3, 1)										1	0	0	0	0	0	0											
Bill Hepler, L OBP: 0.340, SLG: 0.500 (5, PH)										1	0	0	0	0	1	1											
Ron Swoboda, R OBP: 0.260, SLG: 0.333 (7, 1)										0	0	0	0	0	0	0											
Dick Selma, R OBP: 0.280, SLG: 0.375 (8, PH)										1	0	0	0	0	0	1											
Eddie Bressoud, R (8, 6)										0	0	0	0	0	0	2											
Inning Stats	R: 2 E: 1 K: 1 S: 7	H: 2 LOB: 3 BB: 3 P: 19	R: 0 E: 0 K: 0 S: 3	H: 0 LOB: 1 BB: 1 P: 7	R: 0 E: 0 K: 0 S: 3	H: 0 LOB: 1 BB: 1 P: 7	R: 0 E: 0 K: 1 S: 5	H: 0 LOB: 0 BB: 0 P: 5	R: 2 E: 0 K: 1 S: 6	H: 1 LOB: 0 BB: 1 P: 10	R: 0 E: 1 K: 1 S: 6	H: 0 LOB: 1 BB: 0 P: 6	R: 0 E: 0 K: 1 S: 4	H: 0 LOB: 0 BB: 1 P: 8	R: 0 E: 0 K: 2 S: 9	H: 2 LOB: 2 BB: 0 P: 9	R: 0 E: 0 K: 0 S: 4	H: 1 LOB: 2 BB: 1 P: 8	1B: 5 2B: 1 3B: 0 HR: 1	SF: 1 SAC: 0 DP: 1 HBP: 0	WP: 3 PB: 0 SB: 0 CS: 1	PA: 41					
PITCHER	IP	WLS	BF	H	R	ER	SO	BB	IBB	HBP	BLK	WP	HR	S	P	ERA	WHIP										
Tony Cloninger, R ERA: 4.26 (1, 1)	9.0	W	41	6	4	4	7	8	0	0	0	3	1	47	79	4.00	1.556										

Atlanta Braves @ New York Mets
Shea Stadium, Flushing, NY
Thu Jun 09 1966, 7:05 PM EDT
Att: 13,356 - Unknown

AB 37
R 8
H 13
RBI 8
BB 6
SO 4
LOB 13



Atlanta Braves @ New York Mets
Shea Stadium, Flushing, NY
Thu Jun 09 1966, 7:05 PM EDT
Att: 13,356 - Unknown

AB 32
R 4
H 6
RBI 4
BB 8
SO 7
LOB 20



Batter	1	2	3	4	5	6	7	8	9	AB	R	H	RBI	BB	SO	LOB	TOP										
Denis Menke, R OBP: 0.372, SLG: 0.445 (1, 5) (7, 6)										5	0	1	0	0	2	2	Atlanta Braves @ Pittsburgh Pirates Forbes Field, Pittsburgh, PA Sat Jun 11 1966, 3:33 AM EDT Att: 8,763 - Unknown										
Woody Woodward, R OBP: 0.373, SLG: 0.367 (1, 6) (7, 4)										3	1	1	0	1	0	1											
Hank Aaron, R OBP: 0.377, SLG: 0.633 (1, 9)										4	0	1	0	0	0	2											
Felipe Alou, R OBP: 0.325, SLG: 0.462 (1, 7)										4	0	0	1	0	0	1											
Mack Jones, L OBP: 0.333, SLG: 0.548 (1, 8)										3	0	0	0	1	1	1											
Joe Torre, R OBP: 0.368, SLG: 0.503 (1, 3)										4	0	0	0	0	1	1											
Rico Carty, R OBP: 0.364, SLG: 0.371 (1, 2)										3	1	1	0	1	0	0											
Felix Millan, R OBP: 0.270, SLG: 0.324 Ted Abernathy, R OBP: 0.296, SLG: 0.167 Gene Oliver, R OBP: 0.212, SLG: 0.169 (1, 4) (7, 1) (9, PH)										3	0	0	0	0	0	2											
Arnold Umbach, R John Herrington, L Clay Carroll, R Gary Geiger, L Dan Schneider, L Eddie Mathews, L (1, 1) (3, PH) (3, 1) (5, PH) (5, 1) (7, PH) (7, 5)										0	0	0	0	0	0	0											
Inning Stats	R: 1 E: 0 K: 1 S: 6	H: 1 LOB: 1 BB: 1 P: 10	R: 0 E: 0 K: 1 S: 5	H: 0 LOB: 0 BB: 0 P: 5	R: 0 E: 0 K: 2 S: 8	H: 1 LOB: 1 BB: 0 P: 8	R: 0 E: 0 K: 0 S: 3	H: 0 LOB: 2 BB: 2 P: 11	R: 0 E: 0 K: 1 S: 6	H: 1 LOB: 1 BB: 0 P: 6	R: 0 E: 0 K: 0 S: 3	H: 0 LOB: 0 BB: 0 P: 3	R: 0 E: 0 K: 1 S: 6	H: 1 LOB: 1 BB: 0 P: 6	R: 0 E: 0 K: 0 S: 3	H: 0 LOB: 0 BB: 0 P: 3		R: 2 E: 0 K: 0 S: 5	H: 2 LOB: 1 BB: 1 P: 9	1B: 2 2B: 4 3B: 0 HR: 0	SF: 0 SAC: 0 DP: 0 HBP: 0	WP: 0 PA: 37 FB: 0 SB: 0 CS: 0					
PITCHER	IP	WLS	BF	H	R	ER	SO	BB	IBB	HBP	BLK	WP	HR	S	P	ERA	WHIP										
Steve Blass, R ERA: 3.58 Roy Face, R ERA: 2.99 (1, 1) (9, 1)	8.2	W	36	6	3	3	6	4	0	0	0	0	0	44	60	3.12	1.154										


AB	33
R	3
H	6
RBI	3
BB	4
SO	6
LOB	10




Batter	1	2	3	4	5	6	7	8	9	AB	R	H	RBI	BB	SO	LOB	BOTTOM										
Matty Alou, L OBP: 0.347, SLG: 0.472 (1, 8)										4	1	2	0	0	0	1	Atlanta Braves @ Pittsburgh Pirates Forbes Field, Pittsburgh, PA Sat Jun 11 1966, 3:33 AM EDT Att: 8,763 - Unknown										
Jose Pagan, R OBP: 0.277, SLG: 0.359 (1, 6) (8, 5)										4	1	1	1	0	0	2											
Roberto Clemente, R OBP: 0.364, SLG: 0.510 (1, 9)										4	0	1	0	0	0	1											
Jerry Lynch, L OBP: 0.348, SLG: 0.250 Manny Mota, R OBP: 0.300, SLG: 0.469 (1, 7) (6, 7)										2	0	0	0	0	0	1											
Jim Pagliaroni, R OBP: 0.303, SLG: 0.394 (1, 2)										3	0	0	0	1	0	1											
Donn Clendenen, R OBP: 0.324, SLG: 0.374 (1, 3)										4	1	1	0	0	0	2											
Andre Rodgers, R OBP: 0.313, SLG: 0.250 Gene Alley, R OBP: 0.307, SLG: 0.369 (1, 5) (8, 6)										2	1	1	0	1	1	0											
Bill Mazerowski, R OBP: 0.266, SLG: 0.336 (1, 4)										2	1	0	0	1	0	1											
Steve Blass, R OBP: 0.154, SLG: 0.192 Roy Face, R (1, 1) (9, 1)										3	0	1	3	0	0	1											
Inning Stats	R: 0 E: 0 K: 0 S: 4	H: 1 LOB: 1 BB: 0 P: 4	R: 3 E: 0 K: 0 S: 5	H: 2 LOB: 1 BB: 2 P: 13	R: 0 E: 0 K: 0 S: 3	H: 0 LOB: 0 BB: 1 P: 7	R: 0 E: 0 K: 0 S: 3	H: 0 LOB: 0 BB: 0 P: 3	R: 0 E: 0 K: 1 S: 5	H: 1 LOB: 0 BB: 0 P: 3	R: 0 E: 0 K: 0 S: 6	H: 3 LOB: 1 BB: 0 P: 6	R: 2 E: 0 K: 0 S: 6	H: 3 LOB: 1 BB: 0 P: 6	1B: 5 2B: 2 3B: 0 HR: 0	SF: 0 SAC: 0 DP: 0 HBP: 0		WP: 3 PA: 34 FB: 0 SB: 1 CS: 1									
PITCHER	IP	WLS	BF	H	R	ER	SO	BB	IBB	HBP	BLK	WP	HR	S	P	ERA	WHIP										
Arnold Umbach, R ERA: 3.25 Clay Carroll, R ERA: 1.9 Dan Schneider, L ERA: Ted Abernathy, R ERA: 5.62 (1, 1) (3, 1) (5, 1) (7, 1)	2.0	L	11	3	3	3	0	1	0	0	0	1	0	6	10	0.00	0.500										

AB	30
R	5
H	7
RBI	4
BB	3
SO	1
LOB	12



Batter	1	2	3	4	5	6	7	8	9	AB	R	H	RBI	BB	SO	LOB	TOP	
Eddie Mathews, L (1, 5) OBP: 0.309, SLG: 0.312											0	0	0	0	0	0	0	Atlanta Braves @ Pittsburgh Pirates Forbes Field, Pittsburgh, PA Sun Jun 12 1966, 3:33 AM EDT Att: 14,520 - Unknown livebaseballscorecards.com
Woody Woodward, R (1, 6) OBP: 0.373, SLG: 0.367											0	0	0	0	0	0	0	
Hank Aaron, R (1, 9) OBP: 0.377, SLG: 0.633											0	0	0	0	0	0	0	
Felipe Alou, R (1, 7) OBP: 0.325, SLG: 0.462											0	0	0	0	0	0	0	
Mack Jones, L (1, 8) OBP: 0.333, SLG: 0.548											0	0	0	0	0	0	0	
Joe Torre, R (1, 3) OBP: 0.368, SLG: 0.503											0	0	0	0	0	0	0	
Rico Carty, R (1, 2) OBP: 0.364, SLG: 0.371											0	0	0	0	0	0	0	
Felix Millan, R (1, 4) OBP: 0.270, SLG: 0.324											0	0	0	0	0	0	0	
Denny Lemaster, R (1, 1) OBP: 0.179, SLG: 0.080											0	0	0	0	0	0	0	
Inning Stats											1B: 0 SF: 0 2B: 0 SAC: 0 3B: 0 DP: 0 HR: 0 HBP: 0	WP: 0 PA: 0 PB: 0 SB: 0 CS: 0						
PITCHER Don Cardwell, R (1, 1) ERA: 2.91	IP	WLS	BF	H	R	ER	SO	BB	IBB	HBP	BLK	WP	HR	S	P	ERA	WHIP	PITCHER IP WLS BF H R ER SO BB IBB HBP BLK WP HR S P ERA WHIP

Batter	1	2	3	4	5	6	7	8	9	AB	R	H	RBI	BB	SO	LOB	BOTTOM	
Gene Alley, R (1, 6) OBP: 0.307, SLG: 0.369											0	0	0	0	0	0	0	Atlanta Braves @ Pittsburgh Pirates Forbes Field, Pittsburgh, PA Sun Jun 12 1966, 3:33 AM EDT Att: 14,520 - Unknown livebaseballscorecards.com
Manny Mota, R (1, 8) OBP: 0.360, SLG: 0.469											0	0	0	0	0	0	0	
Roberto Clemente, R (1, 9) OBP: 0.364, SLG: 0.510											0	0	0	0	0	0	0	
Donn Clendenon, R (1, 3) OBP: 0.324, SLG: 0.374											0	0	0	0	0	0	0	
Jim Pagliaroni, R (1, 2) OBP: 0.303, SLG: 0.394											0	0	0	0	0	0	0	
Jose Pagan, R (1, 5) OBP: 0.277, SLG: 0.359											0	0	0	0	0	0	0	
Andre Rodgers, R (1, 7) OBP: 0.313, SLG: 0.250											0	0	0	0	0	0	0	
Bill Mazeroski, R (1, 4) OBP: 0.266, SLG: 0.336											0	0	0	0	0	0	0	
Don Cardwell, R (1, 1) OBP: 0.111, SLG: 0.059											0	0	0	0	0	0	0	
Inning Stats											1B: 0 SF: 0 2B: 0 SAC: 0 3B: 0 DP: 0 HR: 0 HBP: 0	WP: 0 PA: 0 PB: 0 SB: 0 CS: 0						
PITCHER Denny Lemaster, L (1, 1) ERA: 3.72	IP	WLS	BF	H	R	ER	SO	BB	IBB	HBP	BLK	WP	HR	S	P	ERA	WHIP	PITCHER IP WLS BF H R ER SO BB IBB HBP BLK WP HR S P ERA WHIP

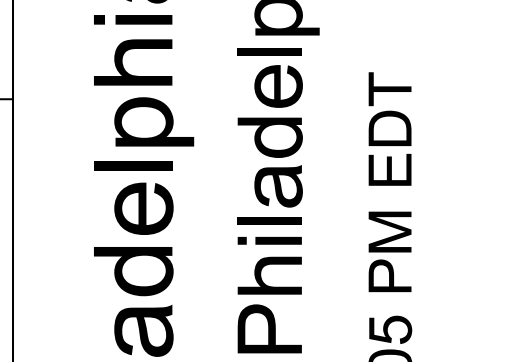
Batter	1	2	3	4	5	6	7	8	9	AB	R	H	RBI	BB	SO	LOB	TOP			
Eddie Mathews, L (1, 5) OBP: 0.310, SLG: 0.346	L9					K		K		3	0	0	0	1	2	0	Atlanta Braves @ Philadelphia Phillies Connie Mack Stadium, Philadelphia, PA Mon Jun 13 1966, 7:05 PM EDT Unknown			
Woody Woodward, R (1, 6) OBP: 0.390, SLG: 0.348	K					F9		F5		4	0	0	0	0	1					
Hank Aaron, R (1, 9) OBP: 0.371, SLG: 0.615	F2					F9		F8		4	0	0	0	0	1					
Felipe Alou, R (1, 3) OBP: 0.321, SLG: 0.454		5-3							6-3	4	0	1	0	0	1					
Mack Jones, L (1, 8) OBP: 0.314, SLG: 0.500	K					P6		FC4-6 1B		4	1	0	0	0	1					
Joe Torre, R (1, 2) OBP: 0.368, SLG: 0.510		5-3				1B BB		1B 2B		3	1	1	1	1	0	0				
Rico Carty, R (1, 7) OBP: 0.366, SLG: 0.373						1-3 1B		6-3		3	0	1	0	0	1					
Felix Millan, R (1, 4) OBP: 0.273, SLG: 0.318						F6		1B		3	0	1	1	0	2					
Tony Cloninger, R (1, 1) OBP: 0.147, SLG: 0.152						F4		P5		1	0	0	0	0	0	0				
Billy O'Dell, L (3, 1) OBP: 0.250, SLG: 0.250										0	0	0	0	0	0	0				
John Herrington, L (5, PH) OBP: 0.136, SLG: 0.147										0	0	0	0	0	0	2				
Chi-Chi Olivo, R (5, 1) OBP: 0.292, SLG: 0.298										0	0	0	0	0	0	0				
Gary Geiger, L (7, PH) OBP: 0.292, SLG: 0.298										1	0	0	0	0	1					
Arnold Umbach, R (7, 1) OBP: 0.400, SLG: 0.250										0	0	0	0	0	0	0				
Inning Stats	R: 0 E: 0 K: 1 S: 5	H: 0 LOB: 0 BB: 0 P: 5	R: 0 E: 0 K: 1 S: 5	H: 0 LOB: 0 BB: 0 P: 5	R: 0 E: 0 K: 0 S: 3	H: 0 LOB: 0 BB: 0 P: 3	R: 0 E: 0 K: 0 S: 3	H: 0 LOB: 1 BB: 1 P: 7	R: 0 E: 0 K: 1 S: 4	H: 1 LOB: 2 BB: 1 P: 8	R: 0 E: 0 K: 1 S: 5	H: 0 LOB: 0 BB: 0 P: 5	R: 2 E: 0 K: 0 S: 6	H: 3 LOB: 1 BB: 0 P: 6	R: 0 E: 0 K: 1 S: 5	H: 0 LOB: 0 BB: 0 P: 3	1B: 3 2B: 1 3B: 0 HR: 0	SF: 0 SAC: 0 DP: 0 HBP: 0	WP: 0 PB: 0 SB: 0 CS: 0	PA: 33
PITCHER Larry Jackson, R (1, 1) ERA: 3.8	IP: 9.0 WLS: W BF: 33 H: 4 R: 2 ER: 2 SO: 4 BB: 2 IBB: 0 HBP: 0 BLK: 0 WP: 0 HR: 0 S: 39 P: 47 ERA: 2.00 WHIP: 0.667																			

Batter	1	2	3	4	5	6	7	8	9	AB	R	H	RBI	BB	SO	LOB	BOTTOM	
Tony Gonzalez, L (1, 8) OBP: 0.327, SLG: 0.396	F9									3	1	0	0	0	0		Atlanta Braves @ Philadelphia Phillies Connie Mack Stadium, Philadelphia, PA Mon Jun 13 1966, 7:05 PM EDT Unknown	
Tony Taylor, R (1, 4) OBP: 0.304, SLG: 0.438	6-3									4	1	1	1	0	0			
Johnny Callison, L (1, 9) OBP: 0.317, SLG: 0.363										3	0	0	0	1	2			
Dick Allen, R (1, 7) OBP: 0.416, SLG: 0.706	F8									4	1	1	1	0	1			
Jackie Brandt, R (9, 7) OBP: 0.276, SLG: 0.194	F8									0	0	0	0	0	0			
Bill White, L (1, 3) OBP: 0.325, SLG: 0.414										3	2	0	0	1	1			
Clay Dainypile, L (1, 2) OBP: 0.364, SLG: 0.369										4	1	2	3	0	1			
Dick Groat, R (1, 6) OBP: 0.266, SLG: 0.320										3	0	0	0	1	3			
Bobby Wine, R (8, 6) OBP: 0.290, SLG: 0.298										0	0	0	0	0	0			
Phil Linz, R (1, 5) OBP: 0.353, SLG: 0.394										3	0	1	1	0	0			
Larry Jackson, R (1, 1) OBP: 0.080, SLG: 0.042										3	0	0	0	2	1			
Inning Stats	R: 0 E: 0 K: 0 S: 3	H: 0 LOB: 1 BB: 1 P: 7	R: 2 E: 0 K: 2 S: 8	H: 1 LOB: 0 BB: 1 P: 12	R: 3 E: 0 K: 0 S: 6	H: 3 LOB: 1 BB: 0 P: 7	R: 0 E: 0 K: 1 S: 5	H: 0 LOB: 0 BB: 0 P: 5	R: 0 E: 2 K: 0 S: 5	H: 1 LOB: 1 BB: 0 P: 5	R: 0 E: 1 K: 0 S: 3	H: 0 LOB: 0 BB: 0 P: 3	R: 0 E: 0 K: 1 S: 5	H: 0 LOB: 0 BB: 0 P: 5	1B: 1 2B: 3 3B: 1 HR: 1	SF: 0 SAC: 0 DP: 2 HBP: 1	WP: 0 PB: 0 SB: 0 CS: 0	PA: 33
PITCHER Tony Cloninger, R (1, 1) ERA: 4.65	IP: 2.1 WLS: L BF: 13 H: 3 R: 5 ER: 5 SO: 2 BB: 2 IBB: 0 HBP: 0 BLK: 0 WP: 0 HR: 1 S: 14 P: 23 ERA: 19.29 WHIP: 2.143																	
Billy O'Dell, L (3, 1) ERA: 2.31	IP: 1.2 WLS: L BF: 6 H: 1 R: 0 ER: 0 SO: 1 BB: 0 IBB: 0 HBP: 0 BLK: 0 WP: 0 HR: 0 S: 8 P: 8 ERA: 0.00 WHIP: 0.600																	
Chi-Chi Olivo, R (5, 1) ERA: 3.07	IP: 2.0 WLS: L BF: 8 H: 1 R: 1 ER: 1 SO: 1 BB: 0 IBB: 0 HBP: 0 BLK: 0 WP: 0 HR: 0 S: 10 P: 10 ERA: 0.00 WHIP: 0.500																	
Arnold Umbach, R (7, 1) ERA: 2.97	IP: 2.0 WLS: L BF: 6 H: 0 R: 0 ER: 0 SO: 1 BB: 0 IBB: 0 HBP: 0 BLK: 0 WP: 0 HR: 0 S: 8 P: 8 ERA: 0.00 WHIP: 0.000																	

AB	31
R	2
H	4
RBI	2
BB	2
SO	4
LOB	10



AB	30
R	6
H	5
RBI	6
BB	2
SO	5
LOB	9



Batter	1	2	3	4	5	6	7	8	9	AB	R	H	RBI	BB	SO	LOB	TOP			
Eddie Mathews, L (1, 5) OBP: 0.313, SLG: 0.349										4	1	1	1	1	0	2	Atlanta Braves @ Philadelphia Phillies Connie Mack Stadium, Philadelphia, PA Mon Jun 13 1966, 7:05 PM EDT Att: 21,642 - Unknown			
Woody Woodward, R (1, 6) OBP: 0.350, SLG: 0.337										5	0	0	0	0	0	3				
Hank Aaron, R (1, 9) OBP: 0.375, SLG: 0.613										4	0	2	0	1	0	0				
Felipe Alou, R (1, 3) OBP: 0.326, SLG: 0.462										4	1	2	1	1	0	2				
Rico Carty, R (1, 7) OBP: 0.379, SLG: 0.386										3	0	2	1	2	0	0				
Joe Torre, R (1, 2) OBP: 0.360, SLG: 0.498										5	0	0	0	0	2	7				
Gary Geiger, L (1, 8) OBP: 0.290, SLG: 0.318										4	0	1	0	0	2	2				
Felix Millan, R (1, 4) OBP: 0.292, SLG: 0.375										4	1	2	0	0	0	1				
Wade Blasingame, L (1, 1) OBP: 0.250, SLG: 0.263										2	0	0	0	0	0	1				
Billy O'Dell, S (5, 1) OBP: 0.250, SLG: 0.250										0	0	0	0	0	0	0				
Gene Oliver, R (7, PH) OBP: 0.209, SLG: 0.167										1	0	0	0	0	1	1				
Clay Carroll, R (7, 1) OBP: 0.237, SLG: 0.171										1	1	1	1	0	0	0				
John Herrnstein, L (9, PH) OBP: 0.237, SLG: 0.171										1	1	1	1	0	0	0				
Inning Stats	R: 0 E: 0 K: 0 S: 3	H: 0 LOB: 1 BB: 1 P: 7	R: 0 E: 0 K: 2 S: 7	H: 0 LOB: 0 BB: 0 P: 7	R: 0 E: 0 K: 0 S: 4	H: 1 LOB: 1 BB: 0 P: 4	R: 0 E: 0 K: 1 S: 5	H: 0 LOB: 2 BB: 2 P: 13	R: 0 E: 0 K: 0 S: 3	H: 2 LOB: 1 BB: 0 P: 4	R: 0 E: 0 K: 1 S: 6	H: 1 LOB: 1 BB: 0 P: 6	R: 1 E: 0 K: 0 S: 5	H: 2 LOB: 1 BB: 0 P: 5	R: 3 E: 0 K: 1 S: 10	H: 5 LOB: 3 BB: 1 P: 14	1B: 5 2B: 5 3B: 2 HR: 0	SF: 0 SAC: 0 DP: 1 HBP: 0	WP: 2 PB: 0 SB: 0 CS: 0	PA: 42
PITCHER	IP WLS BF H R ER SO BB IBB HBP BLK WP HR S P ERA WHIP																			
Bob Buhl, R (1, 1) ERA: 3.88	8.1 W 37 9 4 4 5 4 0 0 0 0 1 0 43 59 4.32 1.560																			
Roger Craig, R (9, 1) ERA: 5.73	0.1 4 2 0 0 0 1 0 0 0 0 0 0 3 7 0.00 9.000																			
Terry Fox, R (9, 1) ERA: 5.23	0.1 S 1 0 0 0 0 0 0 0 0 0 0 0 0 1 1 0.00 0.000																			
Batter	1	2	3	4	5	6	7	8	9	AB	R	H	RBI	BB	SO	LOB	BOTTOM			
Tony Taylor, R (1, 4) OBP: 0.302, SLG: 0.433										4	1	1	1	0	0	0	Atlanta Braves @ Philadelphia Phillies Connie Mack Stadium, Philadelphia, PA Mon Jun 13 1966, 7:05 PM EDT Att: 21,642 - Unknown			
Phil Linz, R (1, 5) OBP: 0.342, SLG: 0.378										4	0	1	0	0	0	1				
Cookie Rojas, R (1, 8) OBP: 0.320, SLG: 0.373										3	1	0	0	1	0	1				
Dick Allen, R (1, 7) OBP: 0.411, SLG: 0.699										4	1	1	2	0	1	0				
Tony Gonzalez, L (9, 7) OBP: 0.327, SLG: 0.396										0	0	0	0	0	0	0				
Harvey Kuenn, R (1, 3) OBP: 0.315, SLG: 0.392										3	0	1	1	1	0	0				
Bob Uecker, R (1, 2) OBP: 0.333, SLG: 0.486										4	0	1	0	0	0	2				
Bobby Wine, R (1, 6) OBP: 0.288, SLG: 0.295										4	1	1	0	0	2	2				
Jackie Brandt, R (1, 9) OBP: 0.293, SLG: 0.286										3	2	2	2	0	0	0				
Bob Buhl, R (1, 1) OBP: 0.167, SLG: 0.063										3	0	0	0	0	2	1				
Roger Craig, R (9, 1) ERA: 2.33										0	0	0	0	0	0	0				
Terry Fox, R (9, 1) ERA: 2.31										0	0	0	0	0	0	0				
Inning Stats	R: 0 E: 0 K: 0 S: 3	H: 0 LOB: 0 BB: 0 P: 3	R: 0 E: 0 K: 1 S: 6	H: 1 LOB: 0 BB: 0 P: 6	R: 1 E: 0 K: 1 S: 7	H: 2 LOB: 1 BB: 0 P: 7	R: 0 E: 0 K: 0 S: 3	H: 0 LOB: 0 BB: 0 P: 3	R: 5 E: 0 K: 1 S: 10	H: 5 LOB: 1 BB: 1 P: 14	R: 0 E: 0 K: 0 S: 3	H: 0 LOB: 0 BB: 0 P: 3	R: 0 E: 0 K: 2 S: 7	H: 0 LOB: 1 BB: 1 P: 11	1B: 5 2B: 1 3B: 1 HR: 1	SF: 0 SAC: 0 DP: 0 HBP: 0	WP: 1 PB: 0 SB: 0 CS: 0	PA: 34		
PITCHER	IP WLS BF H R ER SO BB IBB HBP BLK WP HR S P ERA WHIP																			
Wade Blasingame, L (1, 1) ERA: 5.57	4.2 L 22 7 6 6 3 1 1 0 0 0 0 0 27 31 11.57 1.714																			
Billy O'Dell, L (5, 1) ERA: 2.33	1.1 5 1 0 0 0 0 0 0 0 0 0 0 5 5 0.00 0.750																			
Clay Carroll, R (7, 1) ERA: 2.31	2.0 7 0 0 0 0 2 1 0 0 0 0 0 0 10 14 0.00 0.500																			

AB 37
R 4
H 11
RBI 4
BB 5
SO 5
LOB 19



AB 32
R 6
H 8
RBI 6
BB 2
SO 5
LOB 7



Batter	1	2	3	4	5	6	7	8	9	AB	R	H	RBI	BB	SO	LOB	TOP								
Eddie Mathews, L (1.5) OBP: 0.313, SLG: 0.355	0-0 SH1-4 2B 1B		0-0 G3 FC6-2 2B		0-0 4-3	0-0 P6		0-0 F7	0-3 K	6	1	2	0	0	1	1	Atlanta Braves @ Philadelphia Phillies Connie Mack Stadium, Philadelphia, PA Tue Jun 14 1966, 7:05 PM EDT Att: 16,759 - Unknown								
Woody Woodward, R (1.6) OBP: 0.353, SLG: 0.347	0-0 SH1-4 1-2		0-0 G3		0-0 1B 2B			0-0 SH5-3	0-0 L8	4	2	2	0	0	0	2									
Hank Aaron, R (1.9) OBP: 0.380, SLG: 0.624	0-0 6-3		0-0 FC6-2		0-0 1B E 1B			4-0 HR 1B		4	2	2	3	1	0	2									
Felipe Alou, R (1.3) OBP: 0.327, SLG: 0.465	0-0 2B		0-0 4-3		0-0 E 1B 1B			0-0 6-3	0-0 FC5	5	1	2	1	0	0	3									
Mack Jones, L (1.8) OBP: 0.327, SLG: 0.521	4-0 BB			0-0 F8 FC6-2-6 2B	0-0 F9			0-0 1B 2B	0-0 4-3	4	1	2	0	1	0	1									
Rico Carty, R (1.7) OBP: 0.385, SLG: 0.389	0-0 4-3			0-0 F8	0-0 1B			4-0 1B IBB	0-0 2B 3B 1B	4	1	2	1	1	0	3									
Gene Oliver, R (1.2) OBP: 0.222, SLG: 0.200		0-0 1-3		0-0 FC6-2-6 K	0-0 K			0-0 G6-4-3 1B	0-0 3B 2B	5	1	2	1	0	1	2									
Felix Millan, R (1.4) OBP: 0.302, SLG: 0.353		0-0 F8		4-0 IBB		0-0 5-3		0-0 G6-4-3	4-0 3B IBB	3	1	0	0	2	0	2									
Ken Johnson, R (1.1) OBP: 0.120, SLG: 0.200		0-3 K		0-0 6-3		0-0 K		0-0 FC5 SH5-3 1B	0-0 1H 2H 3H BLK 3B	3	0	0	0	0	2	2									
Ted Abernathy, R (7.1) OBP: 0.375, SLG: 0.286										1	0	1	0	0	0	0									
Joe Torre, R (9. PH) OBP: 0.363, SLG: 0.510										1	0	1	3	0	0	0									
Denis Menke, R (9. PR) OBP: 0.372, SLG: 0.445										0	1	0	0	0	0	0									
Chi-Chi Olivo, R (9.1)										0	0	0	0	0	0	0									
Inning Stats	R: 1 E: 0 K: 0 S: 5	H: 2 LOB: 2 BB: 1 P: 9	R: 0 E: 0 K: 0 S: 5	H: 0 LOB: 0 BB: 0 P: 5	R: 0 E: 0 K: 0 S: 4	H: 1 LOB: 1 BB: 0 P: 4	R: 0 E: 0 K: 0 S: 4	H: 1 LOB: 2 BB: 1 P: 8	R: 3 E: 1 K: 1 S: 9	H: 4 LOB: 1 BB: 0 P: 9	R: 0 E: 0 K: 1 S: 5	H: 0 LOB: 0 BB: 0 P: 5	R: 3 E: 0 K: 0 S: 6	H: 4 LOB: 1 BB: 1 P: 10	R: 0 E: 0 K: 0 S: 4	H: 1 LOB: 2 BB: 1 P: 8	R: 4 E: 0 K: 1 S: 8	H: 3 LOB: 1 BB: 1 P: 12	1B: 8 2B: 6 3B: 1 HR: 1	SF: 0 SAC: 2 DP: 1 HBP: 0	WP: 0 PA: 47 PB: 0 SB: 0 CS: 0				
PITCHER	IP	WLS	BF	H	R	ER	SO	BB	IBB	HBP	BLK	WP	HR	S	P	ERA	WHIP								
Rick Wise, R (1.1) ERA: 3.2	4.2	L	24	8	4	2	1	1	1	0	0	0	0	24	32	3.86	1.929								
Ed Roebuck, R (5.1) ERA:	1.1		4	0	0	0	2	0	0	0	0	0	0	8	8	0.00	0.000								
Roger Craig, R (7.1) ERA: 7.94	0.1		4	3	3	3	0	0	0	0	0	0	1	4	4	81.00	9.000								
Terry Fox, R (7.1) ERA: 4.84	1.2		8	2	0	0	0	0	2	0	0	0	0	6	14	0.00	1.200								
Darold Knowles, L (9.1) ERA: 2.79	1.0		7	3	4	4	1	0	1	0	1	0	0	8	12	36.00	3.000								
Batter	1	2	3	4	5	6	7	8	9	AB	R	H	RBI	BB	SO	LOB	BOTTOM								
Tony Gonzalez, L (1.8) OBP: 0.322, SLG: 0.388	0-0 L7		0-0 1B 1-2		0-0 F8	0-0 F8		0-0 P6		5	0	1	0	0	0	3	Atlanta Braves @ Philadelphia Phillies Connie Mack Stadium, Philadelphia, PA Tue Jun 14 1966, 7:05 PM EDT Att: 16,759 - Unknown								
Tony Taylor, R (1.4) OBP: 0.311, SLG: 0.438	0-3 K		0-0 1B 1-3 2H		0-0 1B			0-0 F8	0-0 WP 1B 1B	5	1	3	0	0	1	0									
Johnny Callison, L (1.9) OBP: 0.323, SLG: 0.369	0-0 CS 1B		0-0 F7		0-0 F9			0-0 F9	0-0 BB 1B WP 1B	5	1	3	0	0	0	3									
Dick Allen, R (1.7) OBP: 0.411, SLG: 0.688	0-0 CS		0-0 5-3		0-0 F8			0-0 F8	0-0 1B 1B	5	1	2	1	0	1	2									
Darold Knowles, L (9.1) OBP: 0.111, SLG: 0.111	0-0 CS		0-0 5-3		0-0 F8			0-0 F8	0-0 1B 1B	0	0	0	0	0	0	0									
Bill White, L (1.3) OBP: 0.331, SLG: 0.410		4-0 BB		0-0 F9		4-0 BB PB BB		4-0 F9	0-0 L3	2	2	0	0	3	0	1									
Clay Dalrymple, L (1.2) OBP: 0.378, SLG: 0.402		0-0 F8		0-0 F8		0-0 PB BB		0-0 F8	0-0 1B 6-3 1B	5	0	4	3	0	0	1									
Phil Linz, R (1.5) OBP: 0.302, SLG: 0.333		0-0 F9		0-0 L8		0-0 F8		0-0 F8	0-0 6-3	5	0	0	0	0	1	6									
Bobby Wine, R (1.6) OBP: 0.304, SLG: 0.302			0-0 FC1-6 1B		4-0 IBB			0-3 K	4-0 1B WP BB	2	0	1	0	1	1	2									
Cookie Rojas, R (9. PH) OBP: 0.326, SLG: 0.376			0-0 FC1-6 1B		0-0 IBB			0-0 K	0-0 1B 1B	1	1	1	0	1	0	0									
Rick Wise, R (1.1) ERA: 3.22			0-0 FC1-6 1B		0-3 K			4-0 PB BB	0-0 L8	2	0	0	0	0	1	3									
Ed Roebuck, R (5.1) ERA:			0-0 FC1-6 1B		0-0 K			4-0 PB BB	0-0 L8	0	0	0	0	0	0	0									
Doug Clemens, L (9. PH) ERA: 5.99			0-0 FC1-6 1B		0-0 K			4-0 PB BB	0-0 L8	0	0	0	0	0	0	0									
Roger Craig, R (7.1) ERA: 7.94			0-0 FC1-6 1B		0-0 K			4-0 PB BB	0-0 L8	0	0	0	0	0	0	0									
Terry Fox, R (7.1) ERA: 4.84			0-0 FC1-6 1B		0-0 K			4-0 PB BB	0-0 L8	0	0	0	0	0	0	0									
Harvey Kuenn, R (9. PH) OBP: 0.304, SLG: 0.377			0-0 FC1-6 1B		0-0 K			4-0 PB BB	0-0 L8	2	0	0	0	0	0	3									
Inning Stats	R: 0 E: 0 K: 1 S: 5	H: 1 LOB: 0 BB: 0 P: 5	R: 0 E: 0 K: 0 S: 3	H: 0 LOB: 1 BB: 1 P: 7	R: 0 E: 0 K: 0 S: 5	H: 3 LOB: 2 BB: 0 P: 5	R: 1 E: 0 K: 1 S: 7	H: 2 LOB: 1 BB: 1 P: 11	R: 0 E: 0 K: 0 S: 4	H: 1 LOB: 1 BB: 0 P: 4	R: 1 E: 0 K: 1 S: 6	H: 1 LOB: 2 BB: 2 P: 14	R: 2 E: 0 K: 2 S: 9	H: 2 LOB: 1 BB: 1 P: 13	R: 2 E: 0 K: 0 S: 5	H: 3 LOB: 2 BB: 1 P: 9	R: 0 E: 0 K: 0 S: 5	H: 2 LOB: 2 BB: 0 P: 5	1B: 13 2B: 2 3B: 0 HR: 0	SF: 0 SAC: 0 DP: 0 HBP: 0	WP: 1 PA: 46 PB: 1 SB: 0 CS: 1				
PITCHER	IP	WLS	BF	H	R	ER	SO	BB	IBB	HBP	BLK	WP	HR	S	P	ERA	WHIP								
Ken Johnson, R (1.1) ERA: 3.22	6.2	W	32	9	4	3	4	4	1	0	0	1	0	9	13	13.50	3.750								
Ted Abernathy, R (7.1) ERA: 5.99	1.1		8	4	2	2	1	1	0	0	0	1	0	9	13	13.50	3.750								
Chi-Chi Olivo, R (9.1) ERA: 3.0	1.0	S	5	2	0	0	0	0	0	0	0	0	0	5	5	0.00	2.000								

Batter	1	2	3	4	5	6	7	8	9	AB	R	H	RBI	BB	SO	LOB	TOP			
Ron Hunt, R OBP: 0.364, SLG: 0.384 (1, 4)										5	0	1	0	0	1	4				
Al Luplow, L OBP: 0.351, SLG: 0.266 (1, 9)										4	0	1	0	1	1	2				
Ken Boyer, R OBP: 0.321, SLG: 0.473 (1, 5)										4	0	1	1	0	0	1				
Cleon Jones, R OBP: 0.310, SLG: 0.358 (1, 8)										3	0	0	0	1	0	1				
Hawk Taylor, R OBP: 0.226, SLG: 0.387 Jerry Grote, R OBP: 0.371, SLG: 0.313 (1, 2) (9, 2)										4	0	2	0	0	0	1				
Ron Swoboda, R OBP: 0.318, SLG: 0.302 (1, 7)										3	1	0	0	1	0	2				
Ed Kranepool, L OBP: 0.305, SLG: 0.342 (1, 3)										4	1	1	0	0	0	2				
Eddie Bressoud, R OBP: 0.310, SLG: 0.461 (1, 6)										4	2	2	3	0	0	0				
Dennis Ribant, R OBP: 0.143, SLG: 0.143 Bill Hepler, L OBP: 0.500, SLG: 0.500 Billy Murphy, R OBP: 0.275, SLG: 0.383 Jack Hamilton, R OBP: 0.154, SLG: 0.120 (1, 1) (7, 1) (9, PH) (9, 1)										3	0	1	0	0	0	0				
Inning Stats	R: 0 E: 0 K: 1 S: 6	H: 2 LOB: 1 BB: 0 P: 6	R: 3 E: 1 K: 0 S: 7	H: 3 LOB: 1 BB: 0 P: 7	R: 0 E: 0 K: 1 S: 4	H: 1 LOB: 1 BB: 0 P: 4	R: 0 E: 1 K: 0 S: 6	H: 0 LOB: 1 BB: 0 P: 6	R: 0 E: 0 K: 0 S: 2	H: 0 LOB: 0 BB: 1 P: 6	R: 0 E: 0 K: 0 S: 4	H: 1 LOB: 1 BB: 0 P: 4	R: 0 E: 0 K: 0 S: 4	H: 1 LOB: 1 BB: 0 P: 4	R: 2 E: 1 K: 0 S: 4	H: 2 LOB: 0 BB: 1 P: 8	1B: 8 2B: 1 3B: 0 HR: 1	SF: 1 SAC: 0 DP: 1 HBP: 0	WP: 0 PB: 0 SB: 0 CS: 2	PA: 40
PITCHER	IP WLS BF H R ER SO BB IBB HBP BLK WP HR S P ERA WHIP																			
Denny Lemaster, L ERA: 4.42 Arnold Umbach, R ERA: 2.7 Clay Carroll, R ERA: 2.22 Billy O'Dell, L ERA: 2.4 Ted Abernathy, R ERA: 5.73	(1, 1) (3, 1) (6, 1) (8, 1) (9, 1)	2.0 3.0 2.0 1.0 1.0	WLS 11 12 7 6 3	BF 11 12 7 6 3	H 5 1 1 0	R 3 0 1 0	ER 2 0 0 2 0	SO 1 0 1 0 0	BB 0 1 0 0 0	IBB 0 0 0 0 1	HBP 0 0 0 0 0	BLK 0 0 0 0 0	WP 0 0 0 0 0	HR 1 0 6 6 2	S 13 17 10 6 6	P 13 10 10 6 6	ERA 9.00 0.00 0.00 9.00 0.00	WHIP 2.500 0.667 1.000 3.000 0.000		

New York Mets @ Atlanta Braves
Atlanta Stadium, Atlanta, GA
Wed Jun 15 1966, 7:05 PM EDT
Att: 13,972 - Unknown

AB	35
R	5
H	10
RBI	4
BB	3
SO	2
LOB	13



Batter	1	2	3	4	5	6	7	8	9	AB	R	H	RBI	BB	SO	LOB	BOTTOM					
Eddie Mathews, L OBP: 0.308, SLG: 0.349 Denis Menke, R OBP: 0.374, SLG: 0.442 (1, 5) (7, PH) (8, 5)										3	0	0	0	0	0	1						
Woody Woodward, R OBP: 0.348, SLG: 0.339 (1, 6)										4	0	0	0	1	0	2						
Hank Aaron, R OBP: 0.376, SLG: 0.613 (1, 9)										4	0	0	0	1	2	4						
Felipe Alou, R OBP: 0.333, SLG: 0.489 (1, 3)										3	2	2	2	1	0	0						
Mack Jones, L OBP: 0.333, SLG: 0.520 (1, 8)										4	1	2	0	0	0	2						
Rico Carty, R OBP: 0.387, SLG: 0.398 (1, 7)										4	0	2	0	0	0	0						
Joe Torre, R OBP: 0.357, SLG: 0.500 (1, 2)										4	0	0	1	0	0	2						
Felix Millan, R OBP: 0.286, SLG: 0.333 Gene Oliver, R OBP: 0.219, SLG: 0.197 (1, 4) (9, PH)										3	0	0	0	0	0	2						
Inning Stats	R: 0 E: 0 K: 0 S: 3	H: 0 LOB: 2 BB: 2 P: 11	R: 0 E: 0 K: 0 S: 4	H: 1 LOB: 1 BB: 0 P: 4	R: 0 E: 0 K: 1 S: 5	H: 0 LOB: 0 BB: 0 P: 5	R: 1 E: 0 K: 0 S: 5	H: 2 LOB: 1 BB: 0 P: 5	R: 0 E: 0 K: 0 S: 4	H: 1 LOB: 1 BB: 0 P: 4	R: 1 E: 0 K: 0 S: 4	H: 2 LOB: 0 BB: 0 P: 4	R: 1 E: 1 K: 0 S: 4	H: 1 LOB: 0 BB: 0 P: 4	R: 1 E: 0 K: 1 S: 6	H: 1 LOB: 0 BB: 0 P: 6	R: 0 E: 0 K: 1 S: 6	H: 1 LOB: 3 BB: 2 P: 14	1B: 5 2B: 1 3B: 0 HR: 3	SF: 0 SAC: 0 DP: 0 HBP: 0	WP: 0 PB: 0 SB: 1 CS: 1	PA: 39
PITCHER	IP WLS BF H R ER SO BB IBB HBP BLK WP HR S P ERA WHIP																					
Dennis Ribant, R ERA: 1.93 Bill Hepler, L ERA: 2.5 Jack Hamilton, R ERA: 3.79	(1, 1) (7, 1) (9, 1)	6.1 1.2 1.0	WLS 27 6 6	BF 27 6 6	H 7 1 1	R 3 1 0	ER 3 1 0	SO 1 1 1	BB 2 0 0	IBB 0 0 0	HBP 0 0 0	BLK 0 0 0	WP 0 0 0	HR 2 1 8	S 27 8 6	P 35 8 14	ERA 4.26 5.40 0.00	WHIP 1.421 0.600 3.000				

New York Mets @ Atlanta Braves
Atlanta Stadium, Atlanta, GA
Wed Jun 15 1966, 7:05 PM EDT
Att: 13,972 - Unknown

AB	35
R	4
H	9
RBI	4
BB	4
SO	3
LOB	14



Batter	1	2	3	4	5	6	7	8	9	AB	R	H	RBI	BB	SO	LOB	TOP			
Al Luplow, L OBP: 0.311, SLG: 0.268 Larry Bearnarth, R OBP: 0.125, SLG: 0.250	(1,9) X 0-0 F9		(2) X 0-0 F2		(2) X 0-0 FC6-4 1B		(3) X 0-0 FC6-4 1-2			3	0	1	0	0	0	1				
Ron Hunt, R OBP: 0.362, SLG: 0.381	(1,4) X 0-0 L7		(2) X 0-0 1B		(2) X 0-0 FC6-4 1-2			(1) X 0-0 5-3		4	0	1	0	0	0	1				
Cleon Jones, R OBP: 0.309, SLG: 0.355	(1,8) X 0-0 1-3		(3) X 0-0 L9		(3) X 0-0 F9			(1) X 0-0 1B		4	0	1	0	0	0	3				
Ken Boyer, R OBP: 0.318, SLG: 0.467 Chuck Hiller, L OBP: 0.306, SLG: 0.422	(1,5) X (4,5) X		(1) X 0-0 F8		(1) X 0-0 4-3		(1) X 0-0 F7		(2) X 0-0 F8	2	0	0	0	0	0	0				
Ed Kranepool, L OBP: 0.304, SLG: 0.335	(1,3) X	(2) X 0-3 K		(2) X 4-0 BB		(2) X 0-0 F5		(3) X 0-3 K		3	0	0	0	1	2	1				
Hawk Taylor, R OBP: 0.229, SLG: 0.371	(1,2) X	(2) X 0-0 1B		(2) X 0-0 F7		(3) X 0-0 6-3			(1) X 0-0 6-3	4	0	1	0	0	0	1				
Ron Swoboda, R OBP: 0.309, SLG: 0.293	(1,7) X	(3) X 0-0 F9		(3) X 0-0 5-3			(1) X 0-0 5-3		(2) X 0-0 F8	4	0	0	0	0	0	2				
Eddie Bressoud, R OBP: 0.308, SLG: 0.446	(1,6) X		(1) X 4-0 1B BB		(1) X 0-3 K		(2) X 0-0 6-3		(3) X 0-0 F7	3	0	0	0	1	1	0				
Rob Gardner, R OBP: 0.143, SLG: 0.179 Dave Eilers, R (3, 1) Billy Murphy, R OBP: 0.302, SLG: 0.458 (5, 9)	(1, 1) (3, 1) (5, 9)		(1) X 0-3 K		(1) X 0-0 HR		(1) X 4-0 FC6-4 BB			1	0	0	0	0	1	1				
Inning Stats	R: 0 E: 0 K: 0 S: 3	H: 0 LOB: 0 BB: 0 P: 3	R: 0 E: 0 K: 1 S: 6	H: 1 LOB: 1 BB: 0 P: 6	R: 0 E: 0 K: 1 S: 6	H: 1 LOB: 2 BB: 1 P: 10	R: 0 E: 0 K: 0 S: 3	H: 0 LOB: 1 BB: 0 P: 7	R: 1 E: 0 K: 1 S: 7	H: 2 LOB: 1 BB: 0 P: 7	R: 0 E: 0 K: 0 S: 3	H: 0 LOB: 1 BB: 1 P: 7	R: 0 E: 0 K: 1 S: 6	H: 1 LOB: 0 BB: 0 P: 6	R: 0 E: 0 K: 0 S: 3	H: 0 LOB: 0 BB: 0 P: 3	1B: 4 2B: 0 3B: 0 HR: 1	SF: 0 SAC: 0 DP: 0 HBP: 0	WP: 0 PB: 0 CS: 0	PA: 35
PITCHER Tony Cloninger, R ERA: 4.32	IP: 9.0 WLS: W BF: 35 H: 5 R: 1 ER: 1 SO: 4 BB: 3 IBB: 0 HBP: 0 BLK: 0 WP: 0 HR: 1 S: 40 P: 52 ERA: 1.00 WHIP: 0.889															PITCHER				

New York Mets @ Atlanta Braves
Atlanta Stadium, Atlanta, GA
Thu Jun 16 1966, 7:05 PM EDT
Att: 15,108 - Unknown

AB	32
R	1
H	5
RBI	1
BB	3
SO	4
LOB	12



Batter	1	2	3	4	5	6	7	8	9	AB	R	H	RBI	BB	SO	LOB	BOTTOM			
Denis Menke, R OBP: 0.372, SLG: 0.444	(1,5) X (7,3) X		(2) X 0-0 6-3		(2) X 0-0 F7			(1) X 0-0 L7		6	1	2	0	0	0	1				
Woody Woodward, R OBP: 0.350, SLG: 0.337	(1,6) X	(1) X 0-0 SH1-4 1B		(3) X 0-0 F7		(3) X 0-0 F9		(2) X 4-0 6-3		4	1	1	0	1	0	2				
Hank Aaron, R OBP: 0.379, SLG: 0.608 Gary Geiger, L OBP: 0.301, SLG: 0.363	(1,9) X (6,9) X	(4,0) X E 1B BB		(1) X 0-0 1B BB		(1) X 0-0 P6		(3) X 0-0 4-3		2	2	0	0	2	0	1				
Felipe Alou, R OBP: 0.337, SLG: 0.504	(1,3) X (7,8) X	(2) X 0-0 F2		(2) X 0-0 4-3		(2) X 0-0 4-3		(2) X 0-0 FC6-4 1-2 2-3		6	2	3	2	0	0	4				
Rico Carty, R OBP: 0.397, SLG: 0.405 John Herrnstein, L OBP: 0.238, SLG: 0.179	(1,7) X (3, PR) (4,7) X	(3) X 0-0 E3 1B 1B		(3) X 0-0 4-3		(3) X 0-0 4-3		(3) X 0-0 1B FC5-4 1B		2	2	2	1	1	0	0				
Gene Oliver, R OBP: 0.256, SLG: 0.243	(1,2) X	(4,0) X 1B IBB		(1) X 0-0 K		(1) X 0-0 3-1 1B 2B		(1) X 0-0 FC5-4 1B		4	2	3	0	1	1	2				
Mack Jones, L OBP: 0.307, SLG: 0.558 Miguel de la Hoz, R OBP: 0.185, SLG: 0.185	(1,8) X (7,5) X	(0,0) X 1-2 2-H 3-H 1B		(1) X 0-0 1B HR 1B		(1) X 0-0 3-1 1B HR		(1) X 0-0 FC5-4 L6-4 1B		4	2	3	5	0	0	1				
Felix Millan, R OBP: 0.311, SLG: 0.356	(1,4) X	(0,0) X P6		(1) X 0-0 HR 1B		(1) X 0-0 HR 1B		(1) X 0-0 HR 1B		5	2	3	2	0	0	2				
Tony Cloninger, R OBP: 0.205, SLG: 0.368	(1,1) X	(0,3) X K		(1) X 0-0 HR 1B		(1) X 0-0 HR 1B		(2) X 0-0 L6-4		5	2	3	5	0	1	2				
Inning Stats	R: 3 E: 1 K: 0 S: 6	H: 3 LOB: 2 BB: 2 P: 14	R: 0 E: 0 K: 1 S: 5	H: 0 LOB: 0 BB: 0 P: 5	R: 8 E: 0 K: 1 S: 13	H: 8 LOB: 2 BB: 2 P: 21	R: 1 E: 0 K: 0 S: 5	H: 2 LOB: 1 BB: 0 P: 5	R: 0 E: 0 K: 0 S: 3	H: 0 LOB: 0 BB: 0 P: 3	R: 3 E: 0 K: 0 S: 7	H: 4 LOB: 1 BB: 0 P: 7	R: 2 E: 0 K: 0 S: 6	H: 4 LOB: 1 BB: 0 P: 6	R: 0 E: 0 K: 0 S: 4	H: 1 LOB: 2 BB: 1 P: 8	1B: 15 2B: 4 3B: 0 HR: 4	SF: 0 SAC: 1 DP: 1 HBP: 0	WP: 0 PB: 0 CS: 0	PA: 50
PITCHER Rob Gardner, L ERA: 4.14 Dave Eilers, R ERA: 4.54 Larry Bearnarth, R ERA: 5.19	IP: 2.0 WLS: L BF: 14 H: 8 R: 6 ER: 6 SO: 1 BB: 1 IBB: 0 HBP: 0 BLK: 0 WP: 0 HR: 0 S: 13 P: 25 ERA: 27.00 WHIP: 3.500															PITCHER				

New York Mets @ Atlanta Braves
Atlanta Stadium, Atlanta, GA
Thu Jun 16 1966, 7:05 PM EDT
Att: 15,108 - Unknown


AB	44
R	17
H	22
RBI	16
BB	5
SO	2
LOB	19




Batter	1	2	3	4	5	6	7	8	9	AB	R	H	RBI	BB	SO	LOB	TOP																		
Matty Alou, L (1, 8) OBP: 0.332, SLG: 0.443											0	0	0	0	0	0	0	Pittsburgh Pirates @ Atlanta Braves Atlanta Stadium, Atlanta, GA Fri Jun 17 1966, 7:05 PM EDT Att: 17,704 - Unknown livebaseballscorecards.com																	
Gene Alley, R (1, 6) OBP: 0.315, SLG: 0.388											0	0	0	0	0	0	0																		
Roberto Clemente, R (1, 9) OBP: 0.363, SLG: 0.524											0	0	0	0	0	0	0																		
Willie Stargell, L (1, 7) OBP: 0.397, SLG: 0.586											0	0	0	0	0	0	0																		
Jim Pagliaroni, R (1, 2) OBP: 0.298, SLG: 0.383											0	0	0	0	0	0	0																		
Jose Pagan, R (1, 5) OBP: 0.255, SLG: 0.361											0	0	0	0	0	0	0																		
Donn Clendenon, R (1, 3) OBP: 0.311, SLG: 0.351											0	0	0	0	0	0	0																		
Bill Mazeroski, R (1, 4) OBP: 0.265, SLG: 0.327											0	0	0	0	0	0	0																		
Don Cardwell, R (1, 1) OBP: 0.111, SLG: 0.059											0	0	0	0	0	0	0																		
Inning Stats											1B: 0	SF: 0	2B: 0	SAC: 0	3B: 0	DP: 0	HR: 0	HBP: 0	WP: 0	PA: 0															
PITCHER	IP	WLS	BF	H	R	ER	SO	BB	IBB	HBP	BLK	WP	HR	S	P	ERA	WHIP	PITCHER	IP	WLS	BF	H	R	ER	SO	BB	IBB	HBP	BLK	WP	HR	S	P	ERA	WHIP
Clay Carroll, R (1, 1) ERA: 2.22	0.0	L	0	0	0	0	0	0	0	0	0	0	0	0	0	∞	∞																		

Batter	1	2	3	4	5	6	7	8	9	AB	R	H	RBI	BB	SO	LOB	BOTTOM																		
Eddie Mathews, L (1, 5) OBP: 0.308, SLG: 0.349											0	0	0	0	0	0	0	Pittsburgh Pirates @ Atlanta Braves Atlanta Stadium, Atlanta, GA Fri Jun 17 1966, 7:05 PM EDT Att: 17,704 - Unknown livebaseballscorecards.com																	
Woody Woodward, R (1, 6) OBP: 0.350, SLG: 0.337											0	0	0	0	0	0	0																		
Hank Aaron, R (1, 9) OBP: 0.378, SLG: 0.608											0	0	0	0	0	0	0																		
Felipe Alou, R (1, 3) OBP: 0.337, SLG: 0.504											0	0	0	0	0	0	0																		
Mack Jones, L (1, 8) OBP: 0.347, SLG: 0.558											0	0	0	0	0	0	0																		
Rico Carty, R (1, 7) OBP: 0.397, SLG: 0.405											0	0	0	0	0	0	0																		
Gene Oliver, R (1, 2) OBP: 0.256, SLG: 0.243											0	0	0	0	0	0	0																		
Felix Millan, R (1, 4) OBP: 0.311, SLG: 0.356											0	0	0	0	0	0	0																		
Clay Carroll, R (1, 1)											0	0	0	0	0	0	0																		
Inning Stats											1B: 0	SF: 0	2B: 0	SAC: 0	3B: 0	DP: 0	HR: 0	HBP: 0	WP: 0	PA: 0															
PITCHER	IP	WLS	BF	H	R	ER	SO	BB	IBB	HBP	BLK	WP	HR	S	P	ERA	WHIP	PITCHER	IP	WLS	BF	H	R	ER	SO	BB	IBB	HBP	BLK	WP	HR	S	P	ERA	WHIP
Don Cardwell, R (1, 1) ERA: 3.67	0.0	W	0	0	0	0	0	0	0	0	0	0	0	0	0	∞	∞																		

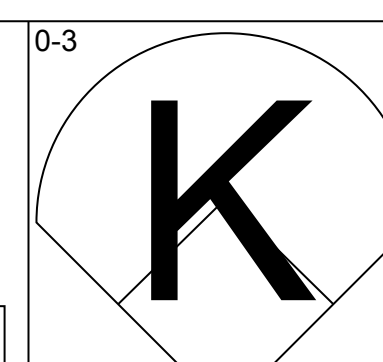
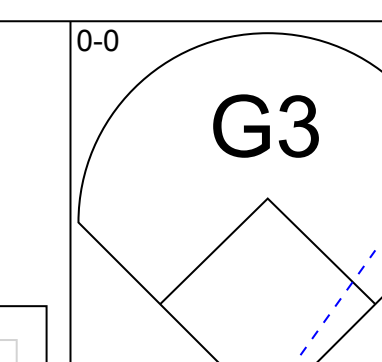
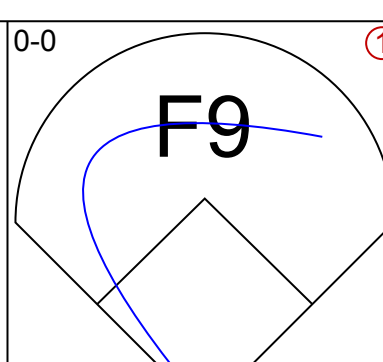
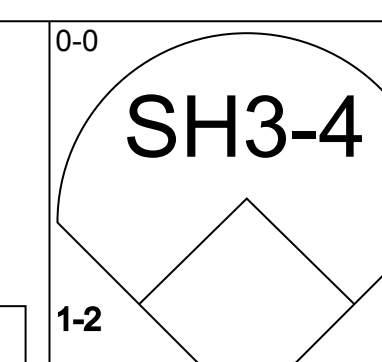
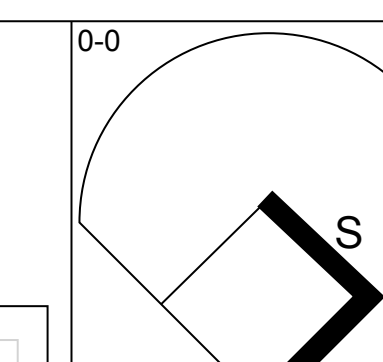
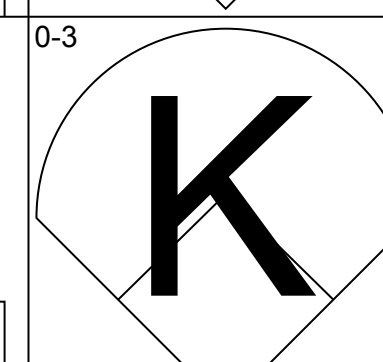
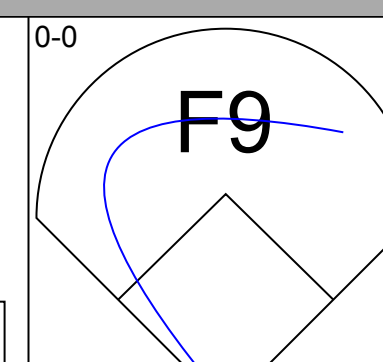
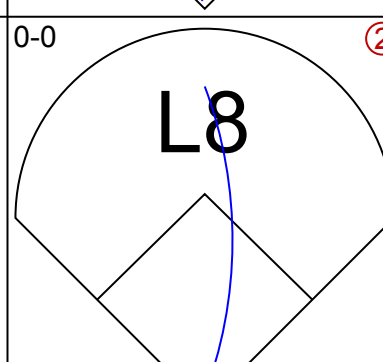
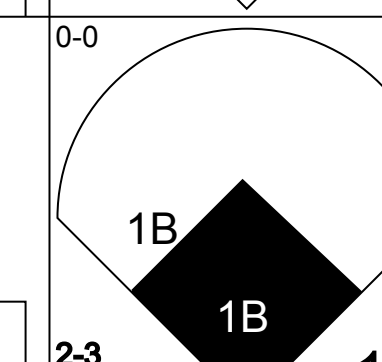
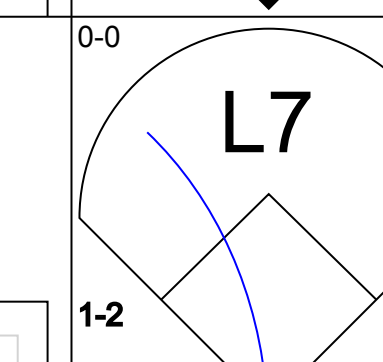
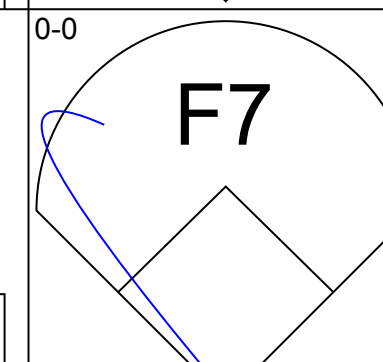
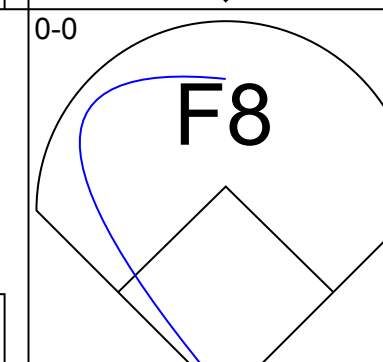
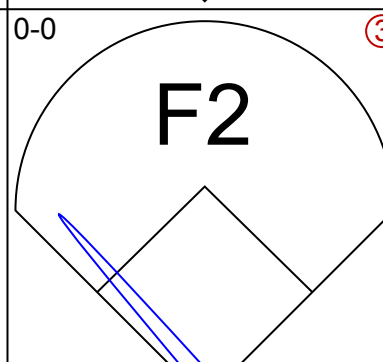
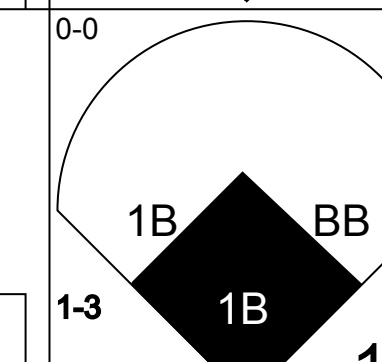
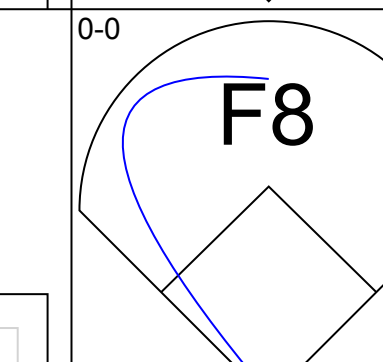
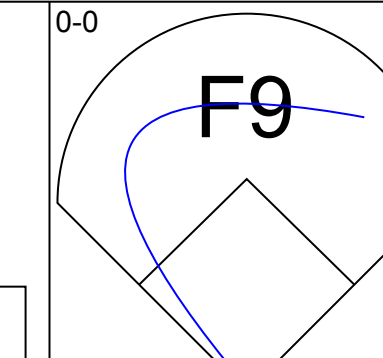
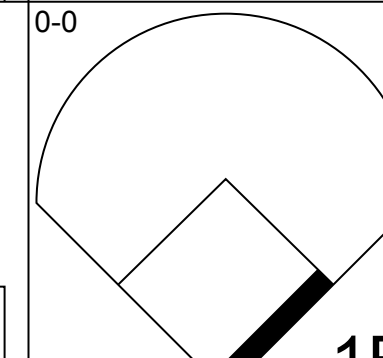
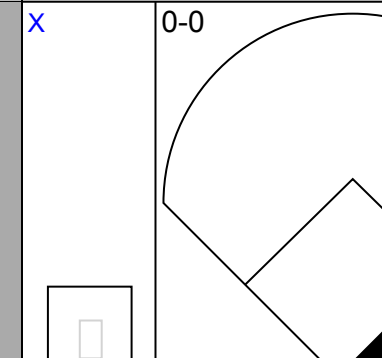
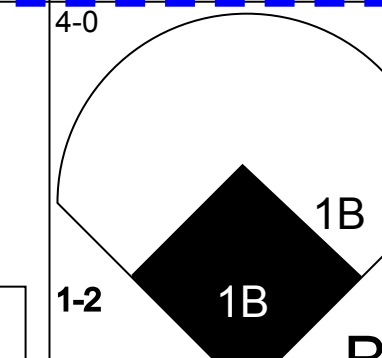
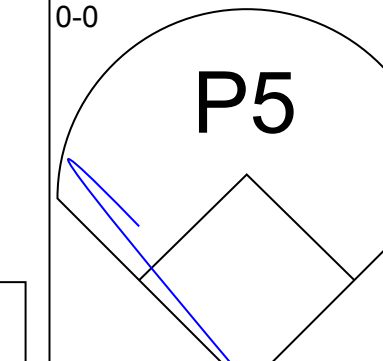
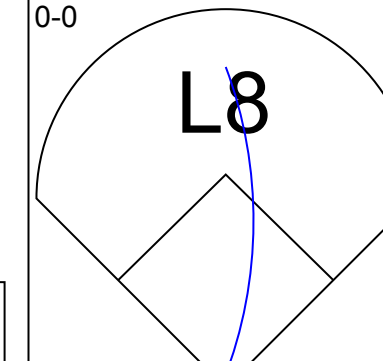
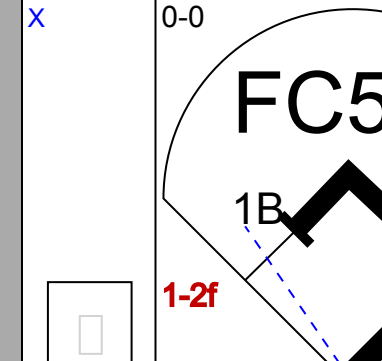
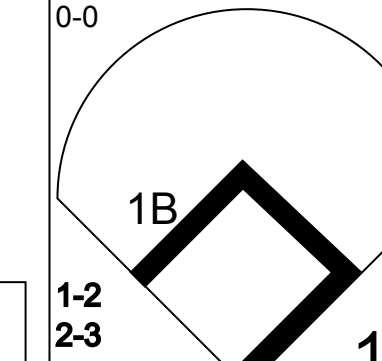

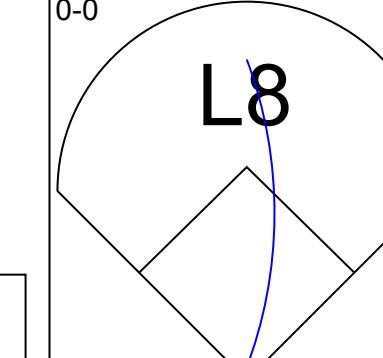
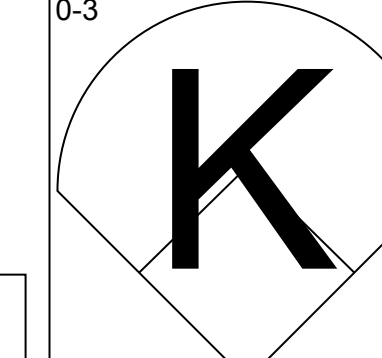
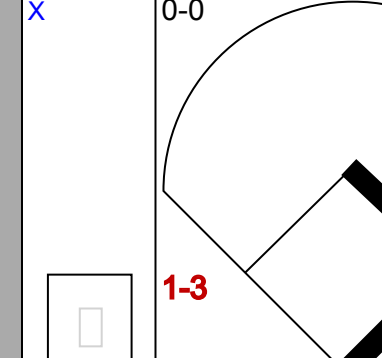
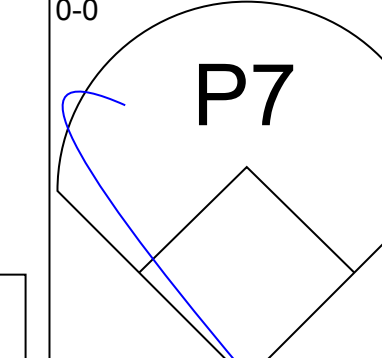
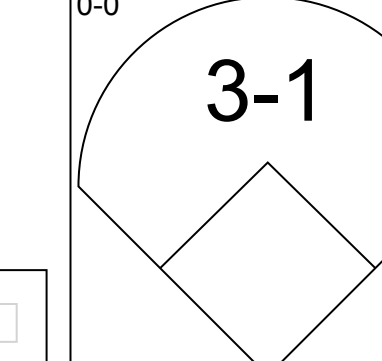
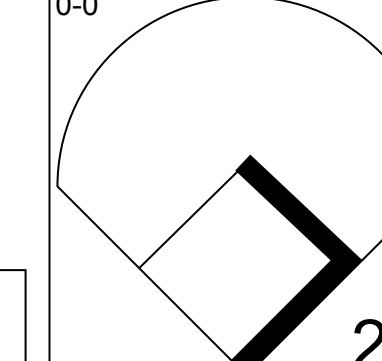
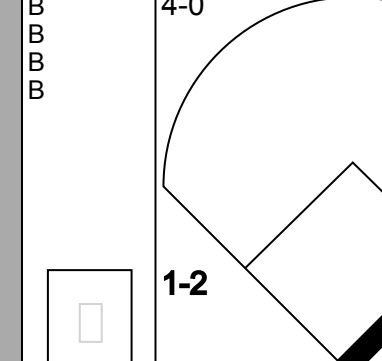
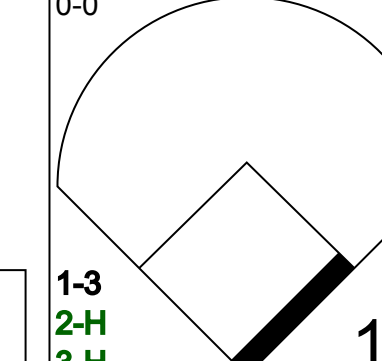
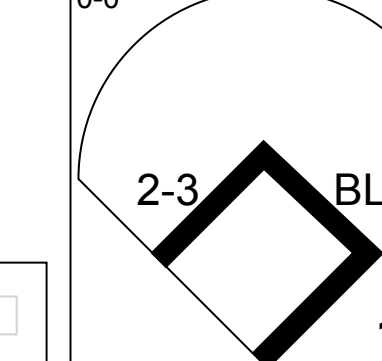
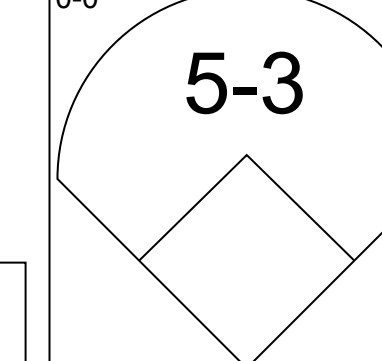
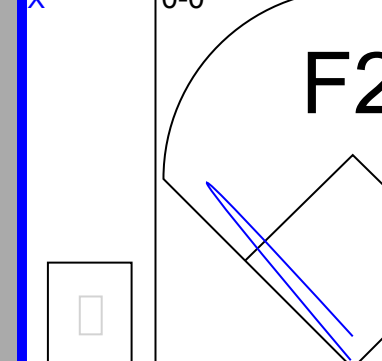
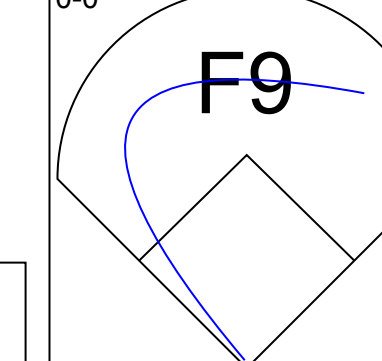
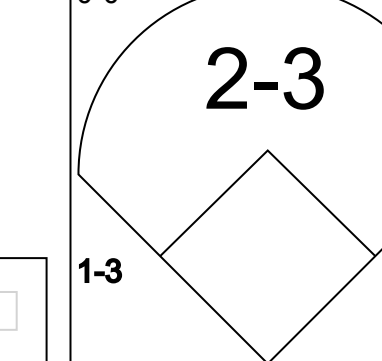
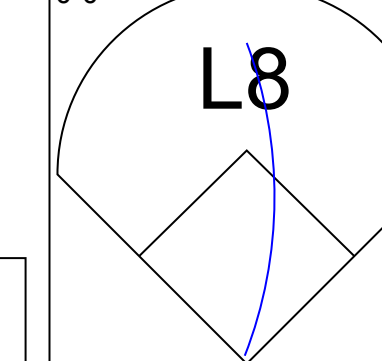
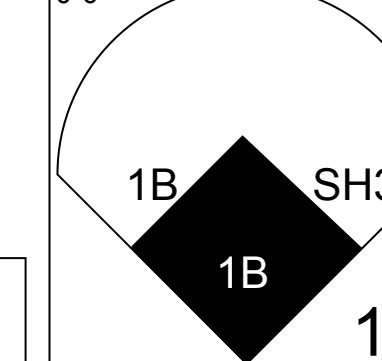
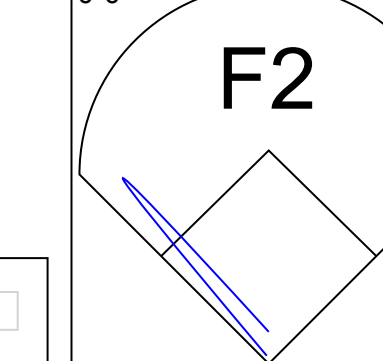


Batter	1	2	3	4	5	6	7	8	9	AB	R	H	RBI	BB	SO	LOB	TOP																		
Matty Alou, L (1, 8) OBP: 0.346, SLG: 0.455											0	0	0	0	0	0	0	Pittsburgh Pirates @ Atlanta Braves Atlanta Stadium, Atlanta, GA Sun Jun 19 1966, 3:33 AM EDT Att: 17,229 - Unknown livebaseballscorecards.com																	
Gene Alley, R (1, 6) OBP: 0.314, SLG: 0.378											0	0	0	0	0	0	0																		
Roberto Clemente, R (1, 9) OBP: 0.365, SLG: 0.521											0	0	0	0	0	0	0																		
Willie Stargell, L (1, 7) OBP: 0.384, SLG: 0.572											0	0	0	0	0	0	0																		
Jim Pagliaroni, R (1, 2) OBP: 0.313, SLG: 0.389											0	0	0	0	0	0	0																		
Jose Pagan, R (1, 5) OBP: 0.255, SLG: 0.364											0	0	0	0	0	0	0																		
Bill Mazeroski, R (1, 4) OBP: 0.275, SLG: 0.333											0	0	0	0	0	0	0																		
Donn Clendenon, R (1, 3) OBP: 0.307, SLG: 0.357											0	0	0	0	0	0	0																		
Bob Veale, S (1, 1) OBP: 0.200, SLG: 0.257											0	0	0	0	0	0	0																		
Inning Stats											1B: 0	SF: 0	WP: 0	PA: 0	2B: 0	SAC: 0	FB: 0		3B: 0	DP: 0	SB: 0	HR: 0	HBP: 0	CS: 0											
PITCHER Ken Johnson, R (1, 1) ERA: 3.22	IP	WLS	BF	H	R	ER	SO	BB	IBB	HBP	BLK	WP	HR	S	P	ERA	WHIP	PITCHER	IP	WLS	BF	H	R	ER	SO	BB	IBB	HBP	BLK	WP	HR	S	P	ERA	WHIP

Batter	1	2	3	4	5	6	7	8	9	AB	R	H	RBI	BB	SO	LOB	BOTTOM																		
Rico Carty, R (1, 7) OBP: 0.393, SLG: 0.406											0	0	0	0	0	0	0	Pittsburgh Pirates @ Atlanta Braves Atlanta Stadium, Atlanta, GA Sun Jun 19 1966, 3:33 AM EDT Att: 17,229 - Unknown livebaseballscorecards.com																	
Denis Menke, R (1, 5) OBP: 0.374, SLG: 0.456											0	0	0	0	0	0	0																		
Hank Aaron, R (1, 9) OBP: 0.373, SLG: 0.606											0	0	0	0	0	0	0																		
Felipe Alou, R (1, 8) OBP: 0.341, SLG: 0.535											0	0	0	0	0	0	0																		
Joe Torre, R (1, 3) OBP: 0.356, SLG: 0.495											0	0	0	0	0	0	0																		
Gene Oliver, R (1, 2) OBP: 0.287, SLG: 0.295											0	0	0	0	0	0	0																		
Felix Millan, R (1, 4) OBP: 0.313, SLG: 0.354											0	0	0	0	0	0	0																		
Woody Woodward, R (1, 6) OBP: 0.342, SLG: 0.328											0	0	0	0	0	0	0																		
Ken Johnson, R (1, 1) OBP: 0.120, SLG: 0.200											0	0	0	0	0	0	0																		
Inning Stats											1B: 0	SF: 0	WP: 0	PA: 0	2B: 0	SAC: 0	FB: 0		3B: 0	DP: 0	SB: 0	HR: 0	HBP: 0	CS: 0											
PITCHER Bob Veale, L (1, 1) ERA: 2.95	IP	WLS	BF	H	R	ER	SO	BB	IBB	HBP	BLK	WP	HR	S	P	ERA	WHIP	PITCHER	IP	WLS	BF	H	R	ER	SO	BB	IBB	HBP	BLK	WP	HR	S	P	ERA	WHIP

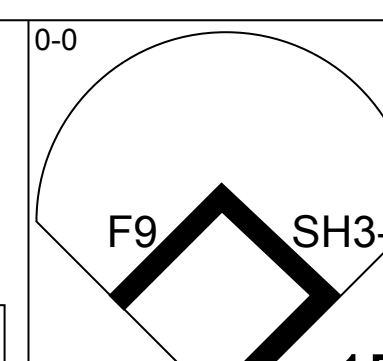
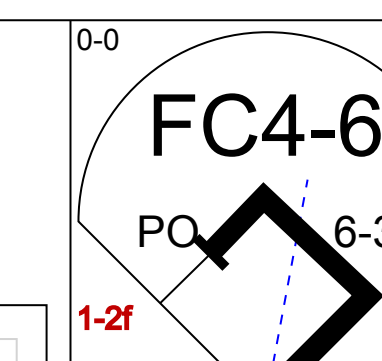
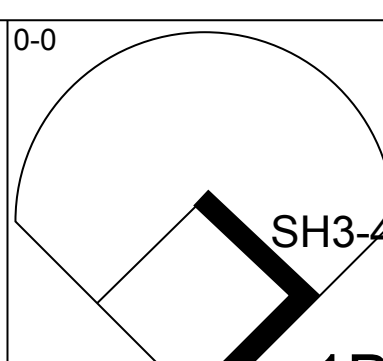
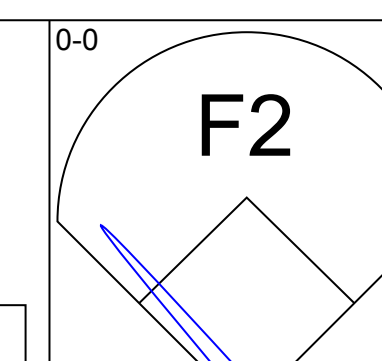
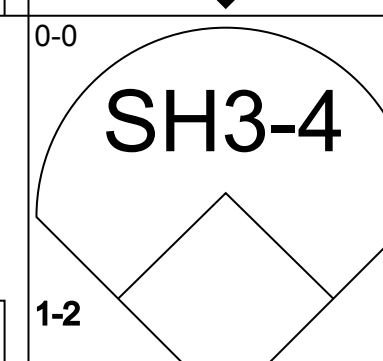
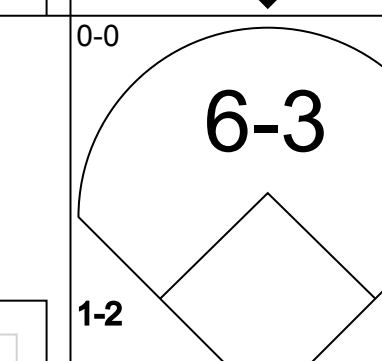
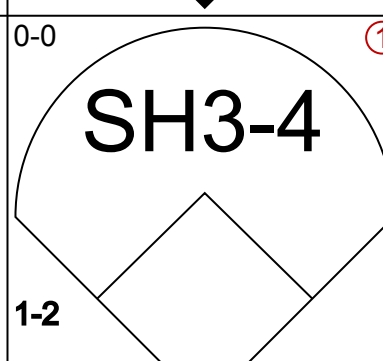
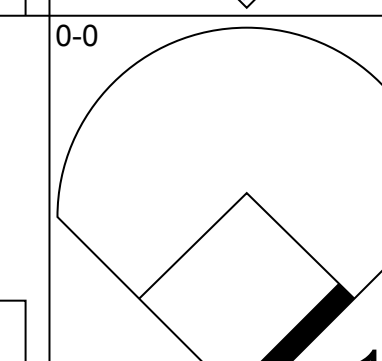
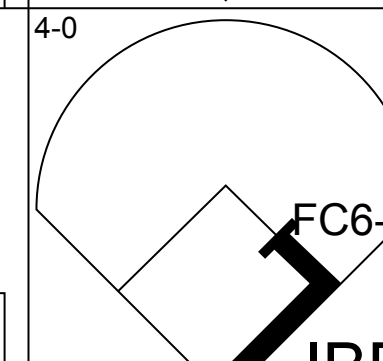
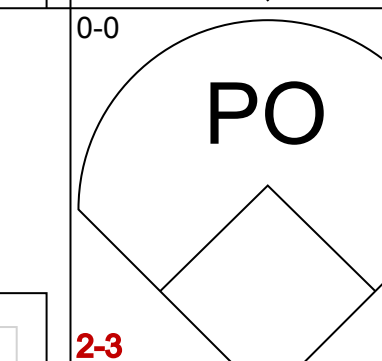
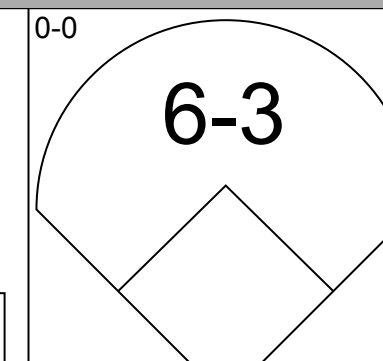
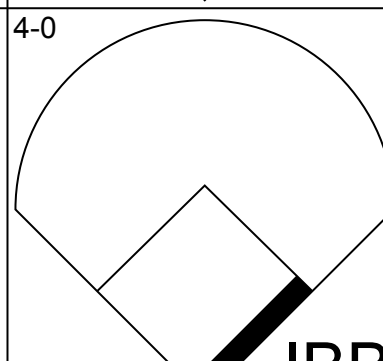
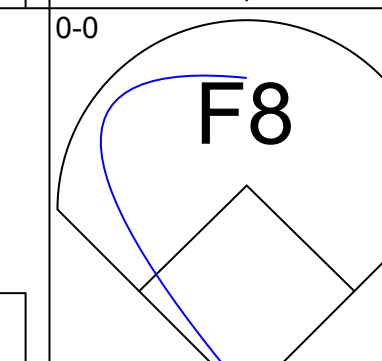
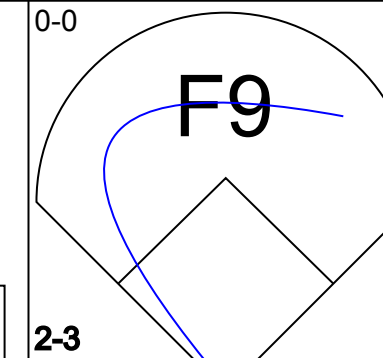
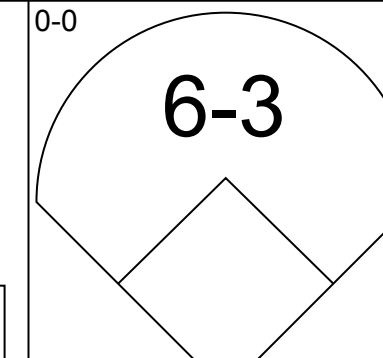
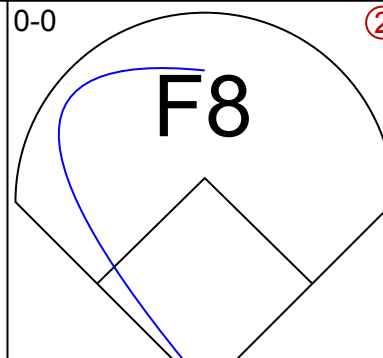
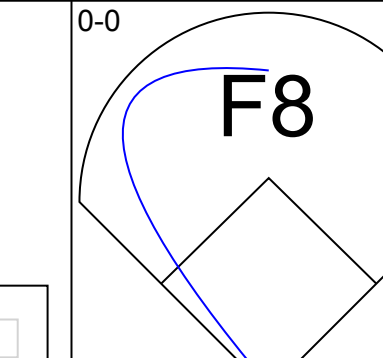
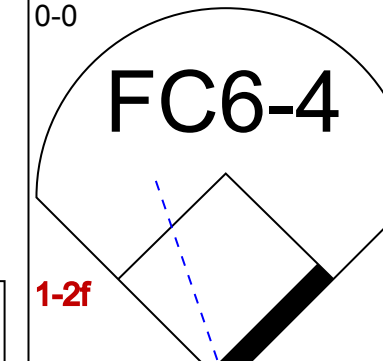
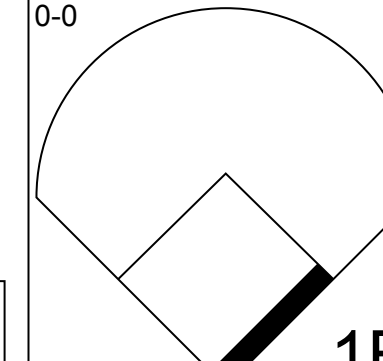
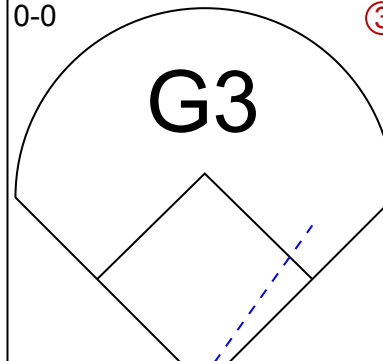
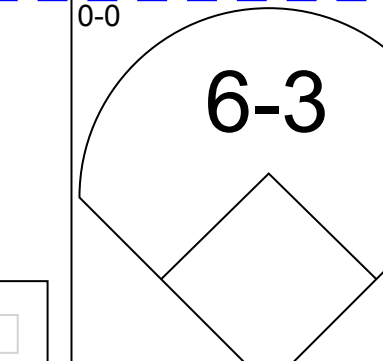
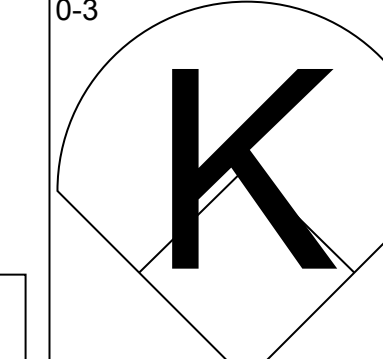
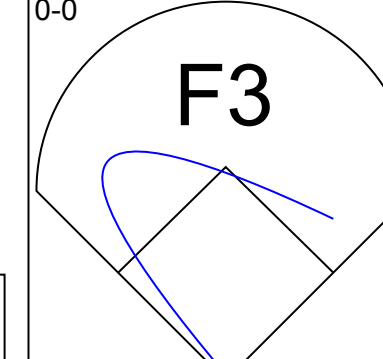
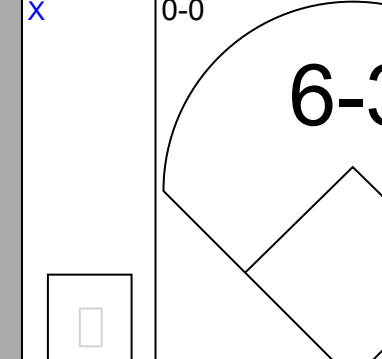
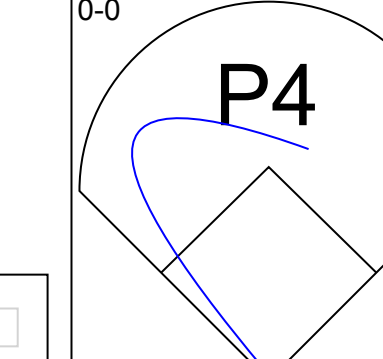
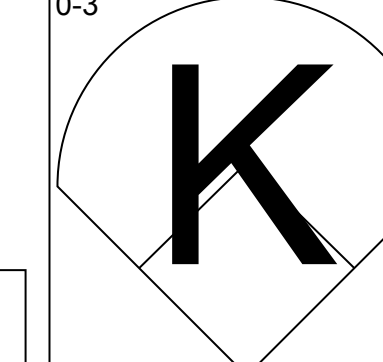
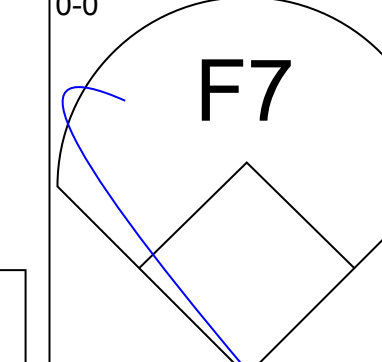
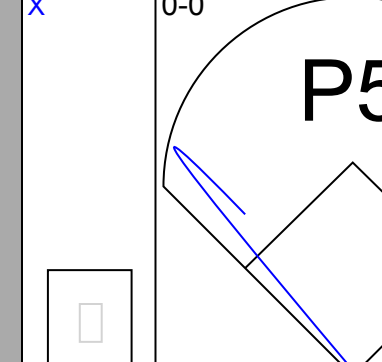
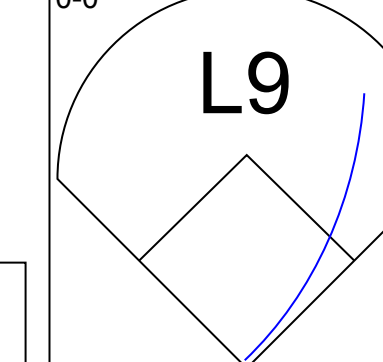
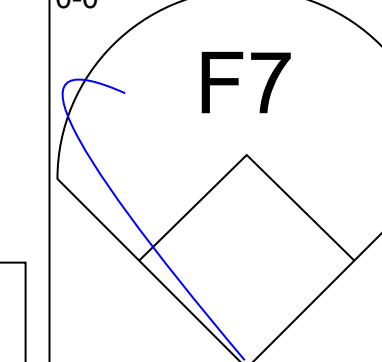
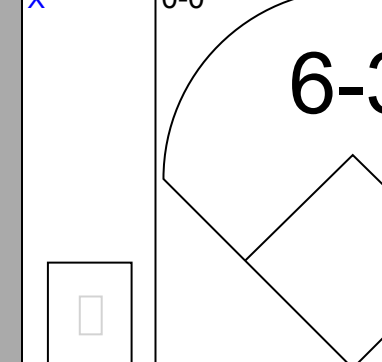
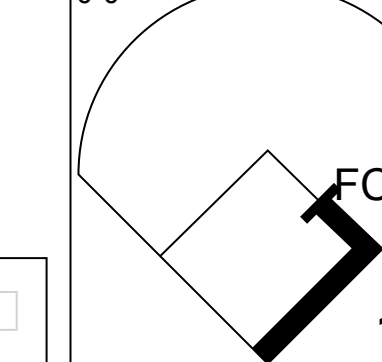
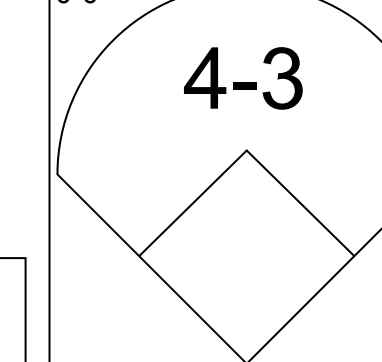
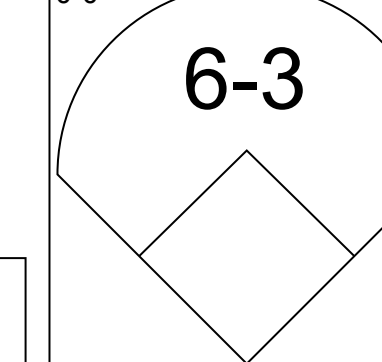
Batter	1	2	3	4	5	6	7	8	9	AB	R	H	RBI	BB	SO	LOB	TOP					
Tony Taylor, R OBP: 0.301, SLG: 0.404 (1, 4)	F9		F8		1-3			L9		4	0	0	0	0	0	1	Philadelphia Phillies @ Atlanta Braves Atlanta Stadium, Atlanta, GA Tue Jun 21 1966, 7:05 PM EDT Att: 11,649 - Unknown					
Dick Groat, R OBP: 0.285, SLG: 0.314 (1, 5)	1B		1-3			5-3		6-3		4	0	1	0	0	0	1						
Cookie Rojas, R OBP: 0.321, SLG: 0.369 (1, 8)	F9				FC5-4 1B			F8		4	0	1	0	0	0	1						
Dick Allen, R OBP: 0.389, SLG: 0.642 (1, 7)	P3				FC5-4 2B			K		4	1	0	0	0	1	2						
Harvey Kuenn, R OBP: 0.308, SLG: 0.387 (1, 3)								F8		4	0	2	1	0	0	0						
Jackie Brandt, R OBP: 0.286, SLG: 0.278 (1, 9)		G6-4-3 1B			1-H 2B			K		3	0	0	0	0	1	2						
Bob Uecker, R OBP: 0.319, SLG: 0.425 (1, 2)					F7			5-3		2	0	0	0	1	0	1						
Bobby Wine, R OBP: 0.306, SLG: 0.316 (1, 6)		BB			F7					3	0	1	0	0	0	1						
Larry Jackson, R OBP: 0.100, SLG: 0.069 (1, 1)								F8		2	0	0	0	0	1	0						
Phil Linz, R OBP: 0.275, SLG: 0.320 (8, PH)					K					1	0	0	0	0	1	1						
Ray Culp, R (8, 1)								K		0	0	0	0	0	0	0						
Inning Stats	R: 0 E: 0 K: 0 S: 4	H: 1 LOB: 1 BB: 0 P: 4	R: 0 E: 0 K: 0 S: 3	H: 1 LOB: 1 BB: 1 P: 7	R: 0 E: 0 K: 1 S: 5	H: 0 LOB: 0 BB: 0 P: 5	R: 1 E: 0 K: 0 S: 5	H: 2 LOB: 1 BB: 0 P: 5	R: 0 E: 0 K: 0 S: 3	H: 0 LOB: 0 BB: 0 P: 3	R: 0 E: 0 K: 1 S: 5	H: 0 LOB: 0 BB: 0 P: 5	R: 0 E: 0 K: 1 S: 5	H: 0 LOB: 0 BB: 0 P: 5	R: 0 E: 0 K: 1 S: 6	H: 1 LOB: 1 BB: 0 P: 6	R: 0 E: 0 K: 0 S: 3	H: 0 LOB: 0 BB: 0 P: 3	1B: 4 2B: 1 3B: 0 HR: 0	SF: 0 SAC: 0 DP: 1 HBP: 0	WP: 1 PB: 0 SB: 0 CS: 0	PA: 32
PITCHER Denny Lemaster, L ERA: 4.07 (1, 1)	IP: 9.0 WLS: W BF: 32 H: 5 R: 1 ER: 1 SO: 4 BB: 1 IBB: 0 HBP: 0 BLK: 0 WP: 1 HR: 0 S: 39 P: 43 ERA: 1.00 WHIP: 0.667															PITCHER						


Batter	1	2	3	4	5	6	7	8	9	AB	R	H	RBI	BB	SO	LOB	BOTTOM					
Rico Carty, R OBP: 0.394, SLG: 0.411 (1, 7)	E 1B									4	1	1	0	0	0	2	Philadelphia Phillies @ Atlanta Braves Atlanta Stadium, Atlanta, GA Tue Jun 21 1966, 7:05 PM EDT Att: 11,649 - Unknown					
Gary Geiger, L OBP: 0.305, SLG: 0.366 (8, 7)	1B	5-3								0	0	0	0	0	0	0						
Woody Woodward, R OBP: 0.327, SLG: 0.313 (1, 6)	SH1-3 1-3				F7			G1-6-3 1-2		3	0	0	0	0	0	1						
Hank Aaron, R OBP: 0.374, SLG: 0.621 (1, 9)	K									4	2	2	1	0	2	1						
Felipe Alou, R OBP: 0.337, SLG: 0.525 (1, 3)	WP BB 1B									4	1	2	1	0	1	0						
Mack Jones, L OBP: 0.375, SLG: 0.587 (1, 8)	FC6-4 1-2 BB									1	0	1	1	2	0	0						
Joe Torre, R OBP: 0.357, SLG: 0.500 (1, 2)	FC6-4 1-2 2-3				PO					2	0	0	0	1	0	2						
Denis Menke, R OBP: 0.381, SLG: 0.449 (1, 5)										3	0	1	1	0	0	0						
Felix Millan, R OBP: 0.295, SLG: 0.342 (1, 4)										3	0	0	0	0	1	2						
Denny Lemaster, R OBP: 0.194, SLG: 0.107 (1, 1)										3	0	1	0	0	0	0						
Inning Stats	R: 1 E: 1 K: 1 S: 7	H: 2 LOB: 2 BB: 1 P: 11	R: 0 E: 1 K: 1 S: 6	H: 0 LOB: 0 BB: 0 P: 6	R: 1 E: 0 K: 1 S: 6	H: 2 LOB: 0 BB: 0 P: 6	R: 0 E: 0 K: 0 S: 3	H: 0 LOB: 0 BB: 0 P: 3	R: 0 E: 0 K: 0 S: 3	H: 1 LOB: 0 BB: 0 P: 3	R: 2 E: 0 K: 0 S: 5	H: 3 LOB: 1 BB: 1 P: 9	R: 0 E: 0 K: 0 S: 3	H: 0 LOB: 0 BB: 0 P: 3	R: 0 E: 0 K: 1 S: 4	H: 0 LOB: 0 BB: 1 P: 8	R: 0 E: 0 K: 1 S: 4	H: 0 LOB: 0 BB: 1 P: 8	1B: 6 2B: 1 3B: 0 HR: 1	SF: 1 SAC: 1 DP: 2 HBP: 0	WP: 1 PB: 0 SB: 0 CS: 1	PA: 34
PITCHER Larry Jackson, R ERA: 4.03 Ray Culp, R ERA: 4.5 (8, 1)	IP: 7.0 WLS: L BF: 29 H: 8 R: 4 ER: 3 SO: 3 BB: 1 IBB: 1 HBP: 0 BLK: 0 WP: 0 HR: 1 S: 33 P: 41 ERA: 3.86 WHIP: 1.286															PITCHER						

Batter	1	2	3	4	5	6	7	8	9	AB	R	H	RBI	BB	SO	LOB	TOP		
Maury Wills, S OBP: 0.354, SLG: 0.354 (1, 6)										4	0	1	0	0	1	1	Los Angeles Dodgers @ Atlanta Braves Atlanta Stadium, Atlanta, GA Fri Jun 24 1966, 7:05 PM EDT Att: 30,043 - Unknown		
Wes Parker, S OBP: 0.343, SLG: 0.427 (1, 3)										5	1	1	0	0	1	1			
Willie Davis, L OBP: 0.290, SLG: 0.343 (1, 8)										5	1	1	1	0	0	1			
Tommy Davis, R OBP: 0.319, SLG: 0.380 Derrill Griffith, L OBP: 0.176, SLG: 0.067 (8, 9)										3	1	2	0	1	0	0			
Lou Johnson, R OBP: 0.320, SLG: 0.428 (8, 7)										4	0	1	1	0	0	2			
Jim Lefebvre, S OBP: 0.346, SLG: 0.523 (1, 5)										4	0	1	0	0	1	3			
John Roseboro, L OBP: 0.341, SLG: 0.408 (1, 2)										3	0	2	2	1	0	0			
Nate Oliver, R OBP: 0.298, SLG: 0.245 Al Ferrara, R OBP: 0.347, SLG: 0.500 John Kennedy, R OBP: 0.242, SLG: 0.276 (7, PH)										2	0	1	0	0	0	1			
Claude Osteen, L OBP: 0.238, SLG: 0.350 Wes Covington, L OBP: 0.154, SLG: 0.043 Phil Regan, R OBP: 0.071, SLG: 0.071 (9, PH)										3	1	1	0	0	0	2			
Inning Stats	R: 0 E: 0 K: 2 S: 7	H: 0 LOB: 0 BB: 0 P: 7	R: 0 E: 0 K: 0 S: 3	H: 0 LOB: 0 BB: 0 P: 3	R: 0 E: 0 K: 0 S: 4	H: 1 LOB: 1 BB: 0 P: 4	R: 0 E: 0 K: 0 S: 4	H: 1 LOB: 1 BB: 0 P: 4	R: 0 E: 0 K: 1 S: 6	H: 0 LOB: 0 BB: 0 P: 6	R: 0 E: 0 K: 0 S: 3	H: 2 LOB: 2 BB: 1 P: 8	R: 4 E: 0 K: 0 S: 8	H: 5 LOB: 2 BB: 1 P: 12	R: 0 E: 0 K: 0 S: 4	H: 1 LOB: 1 BB: 0 P: 4		1B: 10 2B: 1 3B: 0 HR: 0	SF: 0 SAC: 1 DP: 0 HBP: 0
PITCHER	IP	WLS	BF	H	R	ER	SO	BB	IBB	HBP	BLK	WP	HR	S	P	ERA	WHIP		
Wade Blasingame, L ERA: 5.51 Ted Abernathy, R ERA: 5.59 Clay Carroll, R ERA: 2.69	7.1	L	30	8	3	3	3	1	0	0	1	0	0	35	39	3.68	1.227		
	0.1		4	2	1	1	0	1	0	0	0	0	0	3	7	27.00	9.000		
	1.1		5	1	0	0	0	0	0	0	0	0	0	5	5	0.00	0.750		

AB	36
R	4
H	11
RBI	4
BB	2
SO	3
LOB	15



Batter	1	2	3	4	5	6	7	8	9	AB	R	H	RBI	BB	SO	LOB	BOTTOM		
Felipe Alou, R OBP: 0.341, SLG: 0.524 (1, 8)										4	0	2	0	0	0	1	Los Angeles Dodgers @ Atlanta Braves Atlanta Stadium, Atlanta, GA Fri Jun 24 1966, 7:05 PM EDT Att: 30,043 - Unknown		
Woody Woodward, R OBP: 0.332, SLG: 0.323 (1, 6)										2	0	1	0	0	0	1			
Hank Aaron, R OBP: 0.374, SLG: 0.610 (1, 9)										2	0	0	0	2	0	1			
Rico Carty, R OBP: 0.380, SLG: 0.394 (1, 7)										4	0	0	0	0	0	4			
Joe Torre, R OBP: 0.353, SLG: 0.491 (1, 2)										4	0	1	0	0	0	4			
Gene Oliver, R OBP: 0.285, SLG: 0.344 (1, 3)										4	0	0	0	0	1	1			
Denis Menke, R OBP: 0.378, SLG: 0.440 (1, 5)										3	0	0	0	0	1	0			
Frank Bolling, R OBP: 0.181, SLG: 0.173 Ted Abernathy, R OBP: 0.333, SLG: 0.250 Clay Carroll, R (8, 1)										3	0	0	0	0	0	0			
Wade Blasingame, L OBP: 0.250, SLG: 0.261 Miguel de la Hoz, R OBP: 0.158, SLG: 0.188 (8, 4)										2	0	1	0	0	0	0			
Inning Stats	R: 0 E: 0 K: 0 S: 4	H: 1 LOB: 2 BB: 1 P: 8	R: 0 E: 0 K: 2 S: 7	H: 0 LOB: 0 BB: 0 P: 7	R: 0 E: 0 K: 0 S: 3	H: 1 LOB: 0 BB: 0 P: 3	R: 0 E: 0 K: 0 S: 4	H: 1 LOB: 1 BB: 0 P: 4	R: 0 E: 0 K: 0 S: 3	H: 0 LOB: 0 BB: 0 P: 3	R: 0 E: 0 K: 0 S: 4	H: 0 LOB: 0 BB: 0 P: 4	R: 0 E: 0 K: 0 S: 3	H: 1 LOB: 1 BB: 0 P: 4	R: 0 E: 0 K: 0 S: 3	H: 0 LOB: 0 BB: 0 P: 3		1B: 5 2B: 0 3B: 0 HR: 0	SF: 0 SAC: 2 DP: 0 HBP: 0
PITCHER	IP	WLS	BF	H	R	ER	SO	BB	IBB	HBP	BLK	WP	HR	S	P	ERA	WHIP		
Claude Osteen, L ERA: 2.26 Phil Regan, R ERA: 1.41	8.0	W	30	5	0	0	2	0	0	0	0	0	0	32	40	0.00	0.625		
	1.0	S	3	0	0	0	0	0	0	0	0	0	0	3	3	0.00	0.000		



Batter	1	2	3	4	5	6	7	8	9	AB	R	H	RBI	BB	SO	LOB	TOP					
Maury Wills, S OBP: 0.349, SLG: 0.349	5-3			K		6-3		5-3		4	0	0	0	0	1	0	Los Angeles Dodgers @ Atlanta Braves Atlanta Stadium, Atlanta, GA Sat Jun 25 1966, 3:33 AM EDT Att: 32,063 - Unknown					
Wes Parker, S OBP: 0.345, SLG: 0.428	F7			1B		HR		F5		4	1	2	0	0	0	0						
Willie Davis, L OBP: 0.290, SLG: 0.354	L3			F9		HR		B1		4	1	1	2	0	0	1						
Tommy Davis, R OBP: 0.317, SLG: 0.376		L9		P4					F2	4	0	1	0	0	0	1						
Lou Johnson, R OBP: 0.323, SLG: 0.443		F2				K			E7 F8 1B	4	2	2	1	0	1	1						
Jim Lefebvre, S OBP: 0.242, SLG: 0.513		P6							F8	4	0	0	0	0	0	1						
John Roseboro, L OBP: 0.344, SLG: 0.406 Bart Shirley, R OBP: 0.200, SLG: 0.200				G4-6-3 BB		G3		F7		3	0	1	1	1	0	0						
Nate Oliver, R OBP: 0.292, SLG: 0.240 Wes Covington, L OBP: 0.165, SLG: 0.043 John Kennedy, R OBP: 0.242, SLG: 0.276				G4-6-3		K			F7	2	0	0	0	0	1	1						
Jim Gilliam, S OBP: 0.252, SLG: 0.231 Don Sutton, R OBP: 0.295, SLG: 0.341 Bob Miller, R OBP: 0.343, SLG: 0.495 Jim Brewer, L OBP: 0.500, SLG: 0.500				G3					F7	0	0	0	0	0	0	0						
Inning Stats	R: 0 E: 0 K: 0 S: 3	H: 0 LOB: 0 BB: 0 P: 3	R: 0 E: 0 K: 0 S: 3	H: 0 LOB: 0 BB: 0 P: 3	R: 0 E: 0 K: 0 S: 2	H: 0 LOB: 0 BB: 1 P: 6	R: 0 E: 0 K: 1 S: 6	H: 1 LOB: 1 BB: 0 P: 6	R: 1 E: 0 K: 1 S: 6	H: 1 LOB: 0 BB: 0 P: 6	R: 2 E: 0 K: 1 S: 8	H: 3 LOB: 1 BB: 0 P: 8	R: 0 E: 0 K: 1 S: 5	H: 0 LOB: 1 BB: 1 P: 9	R: 0 E: 0 K: 0 S: 3	H: 0 LOB: 0 BB: 0 P: 3		R: 1 E: 1 K: 0 S: 5	H: 2 LOB: 1 BB: 0 P: 5	1B: 5 2B: 0 3B: 0 HR: 2	SF: 0 SAC: 0 DP: 1 HBP: 0	WP: 0 PB: 0 SB: 0 CS: 0
PITCHER Ken Johnson, R ERA: 3.05	IP: 9.0 WLS: W BF: 35 H: 7 R: 4 ER: 3 SO: 4 BB: 2 IBB: 0 HBP: 0 BLK: 0 WP: 0 HR: 2 S: 41 P: 49 ERA: 3.00 WHIP: 1.000															PITCHER						

Batter	1	2	3	4	5	6	7	8	9	AB	R	H	RBI	BB	SO	LOB	BOTTOM	
Felipe Alou, R OBP: 0.336, SLG: 0.518	5-3		6-3		G6-4-3		FC6-2-5-1			4	0	0	0	0	0	2	Los Angeles Dodgers @ Atlanta Braves Atlanta Stadium, Atlanta, GA Sat Jun 25 1966, 3:33 AM EDT Att: 32,063 - Unknown	
Eddie Mathews, L OBP: 0.300, SLG: 0.337	G3		K			1B	4-3			4	1	1	0	0	1	1		
Hank Aaron, R OBP: 0.379, SLG: 0.610	P6					2B		F9 SH1-3 BB	2	1	1	1	2	0	0			
Mack Jones, L OBP: 0.363, SLG: 0.569		K	F7			F8		SH1-3	3	0	0	0	0	1	1			
Rico Carty, R OBP: 0.386, SLG: 0.414					G6-4-3	HR		F9	3	1	2	1	1	0	1			
Joe Torre, R OBP: 0.359, SLG: 0.504			G6-4-3		G6-4-3	FC5-4 BB			2	1	1	1	2	0	1			
Denis Menke, R OBP: 0.376, SLG: 0.441					P6	FC5-4 CS		1-3	4	0	1	0	0	0	3			
Woody Woodward, R OBP: 0.332, SLG: 0.323		P8			P6	CS	S SH2-3 1B		3	0	1	0	0	0	1			
Ken Johnson, R OBP: 0.172, SLG: 0.345							SH2-3		2	1	2	1	0	0	0			
Inning Stats	R: 0 E: 0 K: 0 S: 3	H: 2 LOB: 1 BB: 1 P: 10	R: 1 E: 0 K: 1 S: 6	H: 1 LOB: 1 BB: 1 P: 10	R: 0 E: 0 K: 0 S: 3	H: 1 LOB: 0 BB: 0 P: 3	R: 3 E: 1 K: 0 S: 5	H: 3 LOB: 0 BB: 1 P: 9	R: 0 E: 0 K: 0 S: 4	H: 1 LOB: 1 BB: 0 P: 4	R: 0 E: 0 K: 0 S: 3	H: 0 LOB: 2 BB: 2 P: 11	R: 0 E: 0 K: 0 S: 3	H: 0 LOB: 2 BB: 2 P: 11	1B: 4 2B: 2 3B: 0 HR: 3	SF: 0 SAC: 2 DP: 2 HBP: 0		WP: 0 PB: 0 SB: 1 CS: 2
PITCHER Don Sutton, R ERA: 3.33 Bob Miller, R ERA: 4.29 Jim Brewer, L ERA: 3.86 Joe Moeller, R ERA: 1.33	IP: 1.1 WLS: L BF: 4 H: 1 R: 1 ER: 4 SO: 2 BB: 2 IBB: 0 HBP: 0 BLK: 0 WP: 0 HR: 2 S: 23 P: 31 ERA: 7.20 WHIP: 1.800															PITCHER		

Batter	1	2	3	4	5	6	7	8	9	AB	R	H	RBI	BB	SO	LOB	TOP											
Maury Wills, S OBP: 0.347, SLG: 0.345	P6		CS BB			FC4-6		B1-3		3	0	0	0	1	0	1	Los Angeles Dodgers @ Atlanta Braves Atlanta Stadium, Atlanta, GA Sat Jun 25 1966, 7:05 PM EDT Att: 47,226 - Unknown											
Wes Parker, S OBP: 0.344, SLG: 0.425	G3 1B		CS	4-3		4-3		4-3		4	0	1	0	0	0	1												
Willie Davis, L OBP: 0.285, SLG: 0.349	G3			K2-3			F7		K	4	0	0	0	0	2	1												
Tommy Davis, R OBP: 0.322, SLG: 0.379 Derrill Griffith, L OBP: 0.176, SLG: 0.067	5-3			F8			1B WP HR		G3 1B	4	1	2	0	0	0	1												
Lou Johnson, R OBP: 0.322, SLG: 0.440		CS 1B			F5		F7		G3	4	0	1	0	0	0	2												
Jim Lefebvre, S OBP: 0.346, SLG: 0.513	K			E 1B			HR		F7	4	1	2	0	0	1	3												
John Roseboro, L OBP: 0.350, SLG: 0.429	F7			E9 G6-4-3 1B			HR			3	1	2	3	0	0	0												
John Kennedy, R OBP: 0.234, SLG: 0.267 Phil Regan, R OBP: 0.071, SLG: 0.071			F8		G6-4-3		K			3	0	0	0	0	1	2												
Don Drysdale, R OBP: 0.261, SLG: 0.326 Ron Perranoski, L OBP: 0.333, SLG: 0.667 Jim Gilliam, S OBP: 0.250, SLG: 0.229	K					FC4-6 1B		F8		2	0	1	0	0	1	0												
										0	0	0	0	0	0	0												
										1	0	0	0	0	0	0												
Inning Stats	R: 0 E: 0 K: 0 S: 4	H: 1 LOB: 1 BB: 0 P: 4	R: 0 E: 0 K: 1 S: 5	H: 1 LOB: 0 BB: 0 P: 5	R: 0 E: 0 K: 1 S: 4	H: 0 LOB: 0 BB: 1 P: 8	R: 0 E: 0 K: 1 S: 5	H: 0 LOB: 0 BB: 0 P: 5	R: 0 E: 1 K: 0 S: 4	H: 2 LOB: 1 BB: 0 P: 4	R: 0 E: 0 K: 0 S: 3	H: 1 LOB: 0 BB: 0 P: 3	R: 3 E: 0 K: 1 S: 8	H: 3 LOB: 0 BB: 0 P: 8	R: 0 E: 0 K: 0 S: 3	H: 0 LOB: 0 BB: 0 P: 3	R: 0 E: 0 K: 1 S: 6	H: 1 LOB: 2 BB: 0 P: 6	1B: 8 2B: 0 3B: 0 HR: 1	SF: 0 SAC: 0 DP: 1 HBP: 0	WP: 1 PB: 0 SB: 0 CS: 3	PA: 34						
PITCHER	IP	WLS	BF	H	R	ER	SO	BB	IBB	HBP	BLK	WP	HR	S	P	ERA	WHIP											
Tony Cloninger, R ERA: 4.34	(1, 1)	7.0	W	26	8	3	3	4	1	0	0	0	1	1	33	37	3.86	1.286										
Chi-Chi Olivo, R ERA: 3.42	(8, 1)	2.0	S	7	1	0	0	1	0	0	0	0	0	0	9	9	0.00	0.500										

Batter	1	2	3	4	5	6	7	8	9	AB	R	H	RBI	BB	SO	LOB	BOTTOM											
Felipe Alou, R OBP: 0.332, SLG: 0.511	F3		K			P4		F7		4	0	0	0	0	1	2	Los Angeles Dodgers @ Atlanta Braves Atlanta Stadium, Atlanta, GA Sat Jun 25 1966, 7:05 PM EDT Att: 47,226 - Unknown											
Eddie Mathews, L OBP: 0.295, SLG: 0.335	FC5-4 1B		G3			P4		P8		4	1	1	0	0	0	0												
Hank Aaron, R OBP: 0.383, SLG: 0.610	FC5-4 1B		K					FC1-6 1B	E BB	3	0	2	0	1	1	0												
Mack Jones, L OBP: 0.353, SLG: 0.550	FC5-4 1B				F8	FC1-6 1B		F8		4	1	0	0	0	0	4												
Rico Carty, R OBP: 0.393, SLG: 0.421					FC5 HBP	F8 1B		K		4	1	3	1	0	1	1												
Joe Torre, R OBP: 0.365, SLG: 0.511								F9		3	1	2	1	0	0	0												
Denis Menke, R OBP: 0.370, SLG: 0.432		K			P6	F8		F8		4	0	0	0	0	1	5												
Woody Woodward, R OBP: 0.330, SLG: 0.319		F2			FC5			K		3	0	0	0	0	1	3												
Tony Cloninger, R OBP: 0.234, SLG: 0.370 Chi-Chi Olivo, R ERA: 1.37		1-3								3	0	1	2	0	0	1												
										0	0	0	0	0	0	0												
Inning Stats	R: 1 E: 0 K: 0 S: 5	H: 3 LOB: 2 BB: 0 P: 5	R: 0 E: 0 K: 1 S: 6	H: 1 LOB: 0 BB: 0 P: 6	R: 0 E: 0 K: 2 S: 7	H: 0 LOB: 0 BB: 0 P: 7	R: 0 E: 0 K: 0 S: 4	H: 1 LOB: 2 BB: 0 P: 5	R: 0 E: 0 K: 0 S: 3	H: 0 LOB: 0 BB: 0 P: 3	R: 3 E: 0 K: 0 S: 7	H: 4 LOB: 2 BB: 0 P: 8	R: 0 E: 1 K: 1 S: 5	H: 0 LOB: 1 BB: 1 P: 9	R: 0 E: 0 K: 1 S: 5	H: 0 LOB: 0 BB: 0 P: 5	1B: 8 2B: 1 3B: 0 HR: 0	SF: 0 SAC: 0 DP: 0 HBP: 2	WP: 0 PB: 0 SB: 0 CS: 0	PA: 35								
PITCHER	IP	WLS	BF	H	R	ER	SO	BB	IBB	HBP	BLK	WP	HR	S	P	ERA	WHIP											
Don Drysdale, R ERA: 4.47	(1, 1)	5.2	L	26	8	4	4	3	0	2	0	0	0	4	30	32	6.35	1.412										
Ron Perranoski, L ERA: 2.51	(6, 1)	1.0		5	1	0	0	0	1	0	0	0	0	4	8	0.00	2.000											
Phil Regan, R ERA: 1.37	(7, 1)	1.1		4	0	0	0	2	0	0	0	0	0	8	8	0.00	0.000											



Batter	1	2	3	4	5	6	7	8	9	AB	R	H	RBI	BB	SO	LOB	TOP											
Glenn Beckert, R OBP: 0.304, SLG: 0.340	4-0 BB G6-4-3		0-0 F8		0-0 6-3 1-2 3-H		0-0 1B SF9		0-0 4-3	4	0	2	1	1	0	1												
Ron Campbell, R OBP: 0.295, SLG: 0.406	0-0 G6-4-3			0-0 F7	0-0 6-3		0-0 SF9		0-0 F8	4	0	0	1	0	0	3												
Billy Williams, L OBP: 0.326, SLG: 0.426	0-0 F9			0-0 4-3	4-0 IBB		0-0 1B IBB		0-0 4-3	3	0	0	0	2	0	0												
Lee Thomas, L OBP: 0.271, SLG: 0.344		0-0 F8		0-0 F9	0-0 F9		0-0 FC6-4 1B			4	0	1	0	0	0	3												
John Boccabella, R OBP: 0.235, SLG: 0.446		0-0 F9			0-3 K	0-0 5-3	0-0 FC6-4 1B			4	0	0	0	0	1	3												
Byron Browne, R OBP: 0.329, SLG: 0.484		0-3 K			4-0 1B 2B BB	0-0 F7		0-0 SH2-4 1B		3	2	1	0	1	1	0												
Randy Hundley, R OBP: 0.285, SLG: 0.406			0-0 P6		0-0 2B 1B	0-0 F5		0-0 SH2-4		3	1	1	0	0	0	0												
Don Kessinger, S OBP: 0.267, SLG: 0.260			0-0 FC1-6 1B		0-0 1B 2B		0-0 FC4 1B	0-0 5-3		4	1	3	1	0	0	0												
Dick Ellsworth, L OBP: 0.195, SLG: 0.154			0-0 FC1-6		0-0 6-3 1B		0-0 FC4 1B SF9	0-3 K		4	1	1	1	0	1	2												
Inning Stats	R: 0 E: 0 K: 0 S: 2	H: 0 LOB: 0 BB: 1 P: 6	R: 0 E: 0 K: 1 S: 5	H: 0 LOB: 0 BB: 0 P: 5	R: 0 E: 0 K: 0 S: 4	H: 1 LOB: 1 BB: 0 P: 4	R: 0 E: 0 K: 0 S: 3	H: 0 LOB: 0 BB: 0 P: 3	R: 3 E: 0 K: 1 S: 9	H: 4 LOB: 3 BB: 2 P: 17	R: 0 E: 0 K: 0 S: 3	H: 0 LOB: 0 BB: 0 P: 3	R: 1 E: 0 K: 0 S: 6	H: 3 LOB: 3 BB: 1 P: 10	R: 1 E: 0 K: 1 S: 6	H: 1 LOB: 0 BB: 0 P: 6	R: 0 E: 0 K: 0 S: 3	H: 0 LOB: 0 BB: 0 P: 3	1B: 8 2B: 1 3B: 0 HR: 0	SF: 1 SAC: 1 DP: 1 HBP: 0	WP: 0 PA: 39 PB: 0 SB: 0 CS: 0							
PITCHER	IP	WLS	BF	H	R	ER	SO	BB	IBB	HBP	BLK	WP	HR	S	P	ERA	WHIP											
Joey Jay, R ERA: 4.14	(1, 1)	6.2	L	31	8	4	4	2	2	2	0	0	0	0	31	47	5.40	1.500										
Chi-Chi Olivo, R ERA: 3.4	(7, 1)	0.1		1	0	0	0	0	0	0	0	0	0	1	1	0.00	0.000											
Dan Schneider, L ERA: 1.42	(8, 1)	2.0		7	1	1	0	1	0	0	0	0	0	9	9	0.00	0.500											

Chicago Cubs @ Atlanta Braves
Atlanta Stadium, Atlanta, GA
Mon Jun 27 1966, 7:05 PM EDT
Att: 10,147 - Unknown - 90 F

AB	33
R	5
H	9
RBI	4
BB	4
SO	3
LOB	12



Batter	1	2	3	4	5	6	7	8	9	AB	R	H	RBI	BB	SO	LOB	BOTTOM										
Felipe Alou, R OBP: 0.327, SLG: 0.502	0-0 4-3		0-0 L5-3		0-0 5-3			0-0 F8		4	0	0	0	0	0	1											
Denis Menke, R OBP: 0.365, SLG: 0.430	0-0 F8			0-3 K	0-3 K			0-0 2B		4	0	1	0	0	2	0											
Hank Aaron, R OBP: 0.386, SLG: 0.607	0-0 6-3			0-0 FC5 1B		0-0 F8		0-0 F9		4	0	1	0	0	0	1											
Rico Carty, R OBP: 0.388, SLG: 0.411		0-0 6-3		4-0 BB FC5 1B BB		0-0 1B		0-3 K		3	1	1	0	1	1	1											
Joe Torre, R OBP: 0.365, SLG: 0.510		0-0 FC6-4 1B		0-0 FC5 1B BB		0-0 G6-4-3 1B			0-0 2B	4	0	3	0	0	0	2											
Gene Oliver, R OBP: 0.285, SLG: 0.330		0-0 FC6-4		4-0 1B BB		0-0 G6-4-3			0-0 F7	3	0	0	0	1	0	4											
Eddie Mathews, L OBP: 0.301, SLG: 0.330		0-3 K		0-0 1B		0-0 P5		0-0 F5		4	0	1	1	0	1	2											
Woody Woodward, R OBP: 0.329, SLG: 0.318			0-0 L5-3 1B		0-0 F7		0-0 5-3		0-0 F8	4	0	1	0	0	0	4											
Joey Jay, S OBP: 0.167, SLG: 0.107	(1, 1)		0-3 K		0-0 F9		0-3 K			2	0	0	0	0	1	1											
Chi-Chi Olivo, R	(7, 1)									0	0	0	0	0	0	0											
Miguel de la Hoz, R OBP: 0.182, SLG: 0.182	(7, PH)									1	0	0	0	0	1	0											
Dan Schneider, L	(8, 1)									0	0	0	0	0	0	0											
Inning Stats	R: 0 E: 0 K: 0 S: 3	H: 0 LOB: 0 BB: 0 P: 3	R: 0 E: 0 K: 1 S: 6	H: 1 LOB: 1 BB: 0 P: 6	R: 0 E: 0 K: 1 S: 5	H: 1 LOB: 0 BB: 0 P: 5	R: 1 E: 0 K: 1 S: 7	H: 2 LOB: 3 BB: 2 P: 15	R: 0 E: 0 K: 1 S: 5	H: 0 LOB: 0 BB: 0 P: 5	R: 0 E: 0 K: 0 S: 4	H: 2 LOB: 1 BB: 0 P: 4	R: 0 E: 0 K: 1 S: 5	H: 0 LOB: 0 BB: 0 P: 5	R: 0 E: 0 K: 1 S: 6	H: 1 LOB: 1 BB: 0 P: 6	R: 0 E: 0 K: 0 S: 4	H: 1 LOB: 1 BB: 0 P: 4	1B: 6 2B: 3 3B: 0 HR: 0	SF: 0 SAC: 0 DP: 2 HBP: 0	WP: 0 PA: 35 PB: 0 SB: 0 CS: 0						
PITCHER	IP	WLS	BF	H	R	ER	SO	BB	IBB	HBP	BLK	WP	HR	S	P	ERA	WHIP										
Dick Ellsworth, L ERA: 3.2	(1, 1)	9.0	W	35	8	1	1	6	2	0	0	0	0	45	53	1.00	1.111										

Chicago Cubs @ Atlanta Braves
Atlanta Stadium, Atlanta, GA
Mon Jun 27 1966, 7:05 PM EDT
Att: 10,147 - Unknown - 90 F

AB	33
R	1
H	8
RBI	1
BB	2
SO	6
LOB	16



Batter	1	2	3	4	5	6	7	8	9	AB	R	H	RBI	BB	SO	LOB	TOP								
Glenn Beckert, R OBP: 0.299, SLG: 0.333 (1, 4)	4-3	K		FC5			6-3		K	5	0	0	0	0	2	4	Chicago Cubs @ Atlanta Braves Atlanta Stadium, Atlanta, GA Tue Jun 28 1966, 7:05 PM EDT Att: 10,664 - Unknown								
Ron Campbell, R George Altman, L OBP: 0.256, SLG: 0.375 (1, 5) (9, PH)	6-3		P3	4-3			4-3		4-3	4	0	0	0	0	0	2									
Billy Williams, L OBP: 0.331, SLG: 0.426 (1, 9)										2	1	1	0	2	1	0									
Lee Thomas, L OBP: 0.271, SLG: 0.342 (1, 7)										4	0	1	0	0	0	2									
John Boccabella, R OBP: 0.264, SLG: 0.478 (1, 3)										4	1	3	1	0	1	2									
Byron Browne, R OBP: 0.271, SLG: 0.477 (1, 8)										3	0	0	0	0	1	2									
Randy Hundley, R OBP: 0.288, SLG: 0.408 (1, 2)										4	0	2	0	0	0	0									
Don Kessinger, S OBP: 0.267, SLG: 0.260 (1, 6)										4	0	1	1	0	0	2									
Ken Holtzman, R OBP: 0.071, SLG: 0.071 Jimmy Stewart, S OBP: 0.235, SLG: 0.230 (1, 1) (9, PH)										3	0	0	0	0	1	4									
										1	0	0	0	0	0	0									
Inning Stats	R: 0 E: 0 K: 0 S: 3	H: 0 LOB: 1 BB: 1 P: 7	R: 1 E: 0 K: 1 S: 7	H: 2 LOB: 2 BB: 0 P: 8	R: 1 E: 0 K: 1 S: 6	H: 1 LOB: 1 BB: 1 P: 10	R: 0 E: 0 K: 0 S: 5	H: 2 LOB: 2 BB: 0 P: 5	R: 0 E: 0 K: 1 S: 6	H: 1 LOB: 1 BB: 0 P: 6	R: 0 E: 0 K: 1 S: 5	H: 0 LOB: 0 BB: 0 P: 5	R: 0 E: 0 K: 1 S: 7	H: 2 LOB: 2 BB: 0 P: 7	R: 0 E: 0 K: 0 S: 3	H: 0 LOB: 0 BB: 0 P: 3	R: 0 E: 0 K: 1 S: 5	H: 0 LOB: 0 BB: 0 P: 5	1B: 7 2B: 1 3B: 0 HR: 0	SF: 0 SAC: 0 DP: 0 HBP: 1	WP: 0 PB: 0 SB: 0 CS: 0	PA: 38			
PITCHER	IP	WLS	BF	H	R	ER	SO	BB	IBB	HBP	BLK	WP	HR	S	P	ERA	WHIP								
Arnold Umbach, R ERA: 2.9 Clay Carroll, R ERA: 2.42	(1, 1)	3.0	17	5	2	2	2	2	0	1	0	0	0	18	27	6.00	2.333								
	(4, 1)	6.0	21	3	0	0	4	0	0	0	0	0	0	29	29	0.00	0.500								

AB	35
R	2
H	8
RBI	2
BB	2
SO	6
LOB	18




Batter	1	2	3	4	5	6	7	8	9	AB	R	H	RBI	BB	SO	LOB	BOTTOM								
Felipe Alou, R OBP: 0.324, SLG: 0.495 (1, 3)	F9		G3							4	0	0	0	0	1	0	Chicago Cubs @ Atlanta Braves Atlanta Stadium, Atlanta, GA Tue Jun 28 1966, 7:05 PM EDT Att: 10,664 - Unknown								
Mack Jones, L OBP: 0.347, SLG: 0.532 (1, 8)										3	1	0	0	1	0	0									
Hank Aaron, R OBP: 0.389, SLG: 0.610 (1, 9)										2	1	1	0	1	0	0									
Rico Carty, R OBP: 0.387, SLG: 0.410 (1, 7)										3	1	1	0	0	0	3									
Joe Torre, R OBP: 0.368, SLG: 0.524 (1, 2)										3	1	2	3	0	1	1									
Denis Menke, R OBP: 0.361, SLG: 0.424 (1, 5)										3	0	0	0	0	0	0									
Frank Bolling, R OBP: 0.174, SLG: 0.167 (1, 4)										3	0	0	0	0	0	0									
Woody Woodward, R OBP: 0.325, SLG: 0.313 (1, 6)										3	0	0	0	0	0	0									
Arnold Umbach, R OBP: 0.333, SLG: 0.200 Clay Carroll, R (1, 1) (4, 1)										1	0	0	0	0	1	0									
										2	0	0	0	0	0	0									
Inning Stats	R: 2 E: 0 K: 0 S: 3	H: 1 LOB: 0 BB: 2 P: 11	R: 0 E: 0 K: 0 S: 3	H: 0 LOB: 0 BB: 0 P: 3	R: 0 E: 0 K: 1 S: 5	H: 0 LOB: 0 BB: 0 P: 5	R: 2 E: 0 K: 0 S: 5	H: 2 LOB: 0 BB: 0 P: 5	R: 0 E: 0 K: 0 S: 3	H: 0 LOB: 0 BB: 0 P: 3	R: 0 E: 0 K: 1 S: 6	H: 1 LOB: 1 BB: 0 P: 6	R: 0 E: 0 K: 0 S: 3	H: 0 LOB: 0 BB: 0 P: 3	R: 0 E: 0 K: 1 S: 5	H: 0 LOB: 0 BB: 0 P: 5	1B: 2 2B: 1 3B: 0 HR: 1	SF: 0 SAC: 0 DP: 0 HBP: 0	WP: 0 PB: 0 SB: 0 CS: 1	PA: 30					
PITCHER	IP	WLS	BF	H	R	ER	SO	BB	IBB	HBP	BLK	WP	HR	S	P	ERA	WHIP								
Ken Holtzman, L ERA: 3.81	(1, 1)	8.0	29	4	4	4	3	2	0	0	1	0	1	33	41	4.50	0.750								



Batter	1	2	3	4	5	6	7	8	9	AB	R	H	RBI	BB	SO	LOB	TOP													
Glenn Beckert, R OBP: 0.301, SLG: 0.338 (1, 4)										5	1	2	2	0	0	1														
Lee Thomas, L OBP: 0.274, SLG: 0.348 (1, 7)										5	2	2	1	0	1	1														
Billy Williams, L OBP: 0.335, SLG: 0.438 (1, 9)										4	1	2	3	1	0	0														
John Boccabella, R OBP: 0.286, SLG: 0.493 (1, 3)										4	1	2	0	1	0	2														
Byron Browne, R OBP: 0.324, SLG: 0.467 Bob Hendley, R OBP: 0.250, SLG: 0.286 (9, 1)										4	0	0	0	1	3	3														
Randy Hundley, R OBP: 0.286, SLG: 0.409 (1, 2)										4	1	1	1	0	0	5														
Ron Campbell, R Jimmy Stewart, S OBP: 0.246, SLG: 0.230 (9, PH) (9, 5)										2	0	0	0	1	0	0	AB 36													
Don Kessinger, S OBP: 0.267, SLG: 0.259 (1, 6)										4	1	1	0	0	0	1	R 9													
Bill Hands, R Fergie Jenkins, R George Altman, R Don Lee, R Marty Keough, L Adolfo Phillips, R (1, 1) (6, 1) (7, PH) (7, 1) (9, PH) (9, PR) (9, 8)										2	0	0	0	0	0	1	H 11													
Inning Stats	R: 0 E: 0 K: 0 S: 3	H: 0 LOB: 0 BB: 0 P: 3	R: 1 E: 0 K: 1 S: 6	H: 1 LOB: 0 BB: 0 P: 6	R: 0 E: 0 K: 1 S: 6	H: 1 LOB: 1 BB: 0 P: 6	R: 0 E: 0 K: 1 S: 5	H: 0 LOB: 0 BB: 0 P: 9	R: 0 E: 0 K: 1 S: 4	H: 1 LOB: 3 BB: 2 P: 12	R: 0 E: 0 K: 1 S: 5	H: 0 LOB: 1 BB: 1 P: 9	R: 1 E: 0 K: 0 S: 4	H: 2 LOB: 0 BB: 0 P: 4	R: 7 E: 0 K: 1 S: 11	H: 6 LOB: 1 BB: 1 P: 15	1B: 6 2B: 4 3B: 0 HR: 1	SF: 1 SAC: 0 DP: 1 HBP: 0	WP: 1 PB: 0 SB: 1 CS: 0	PA: 42										
PITCHER	IP WLS BF H R ER SO BB IBB HBP BLK WP HR S P ERA WHIP																													
Tony Cloninger, R ERA: 4.35 Chi-Chi Olivo, R ERA: 3.75 Ted Abernathy, R ERA: 5.96 Dan Schneider, L ERA: 1.98 (1, 1) (9, 1) (9, 1) (9, 1)	8.0 0.0 0.0 1.0	34 L 2 2 4	6 2 2 1	4 0 3 2	5 0 3 2	5 0 0 0	0 0 0 0	0 0 0 0	1 0 0 0	0 0 2 6	39 2 2 6	59 2 2 6	4.50 ∞ ∞ 18.00	1.375 ∞ ∞ 1.000																

Chicago Cubs @ Atlanta Braves
Atlanta Stadium, Atlanta, GA
Wed Jun 29 1966, 3:33 AM EDT
Att: 8,163 - Cloudy - 87 F


AB	36
R	9
H	11
RBI	9
BB	5
SO	6
LOB	14

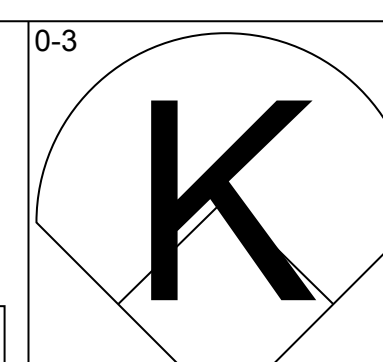
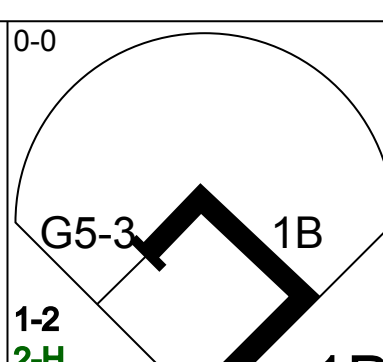
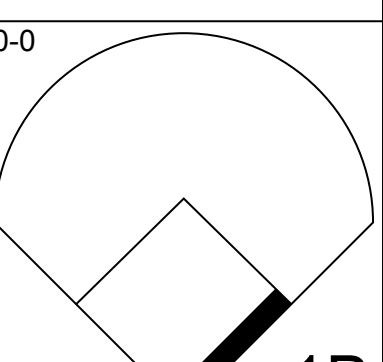
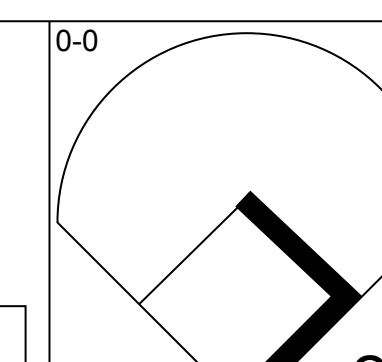
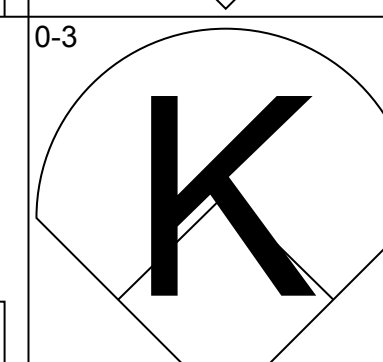
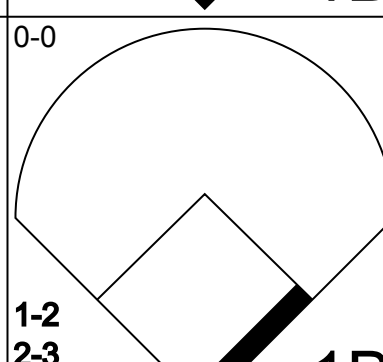
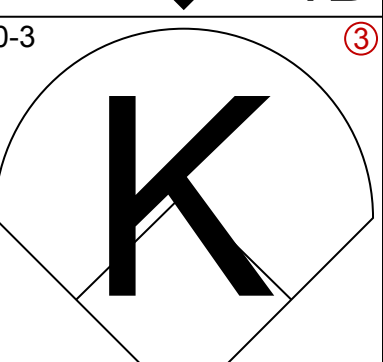
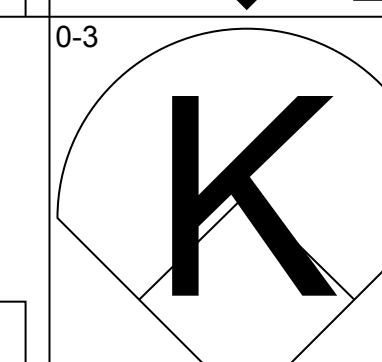
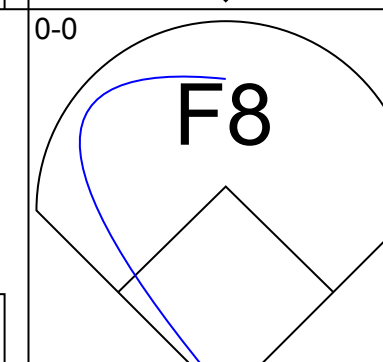
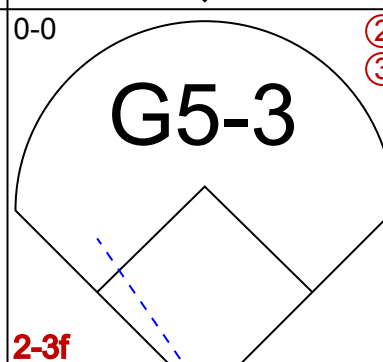
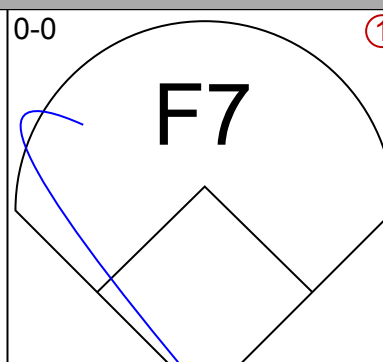
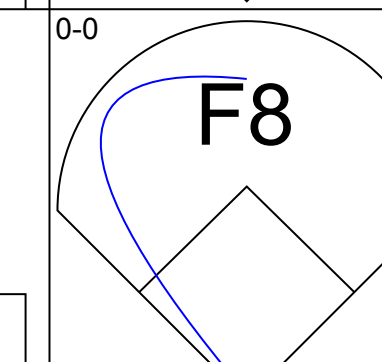
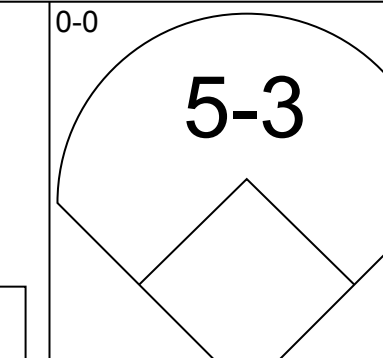
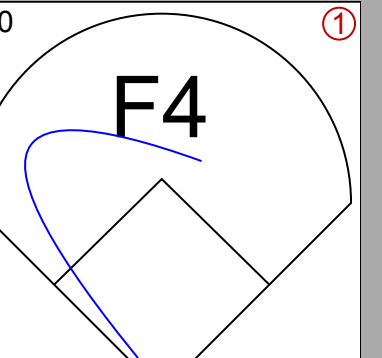
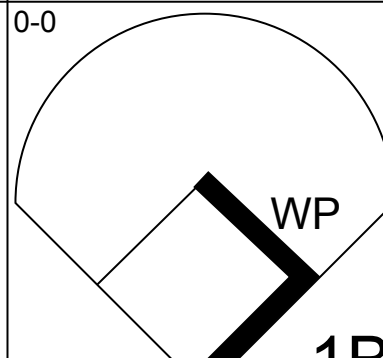
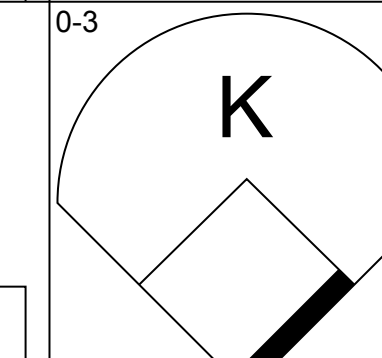
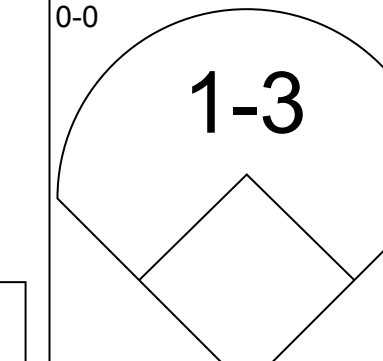
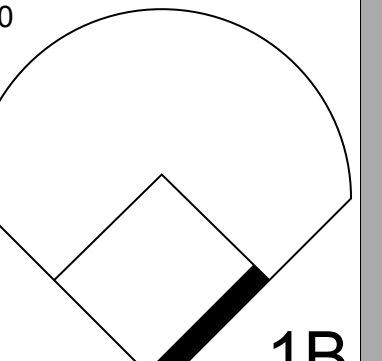
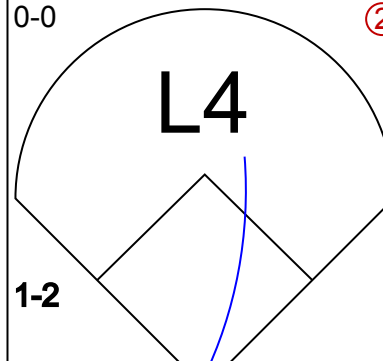
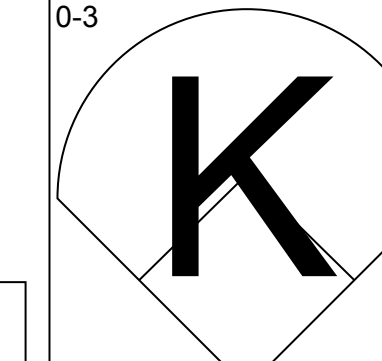
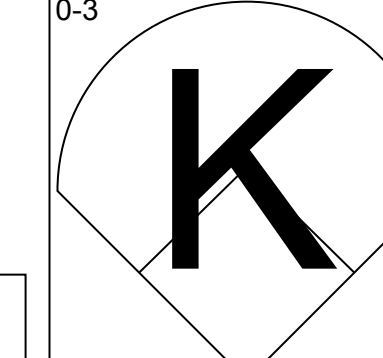
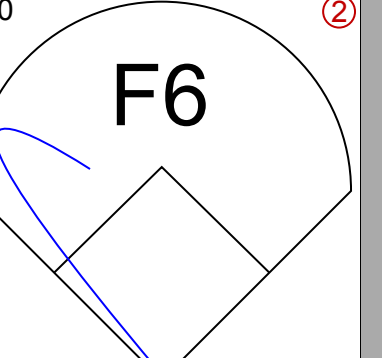
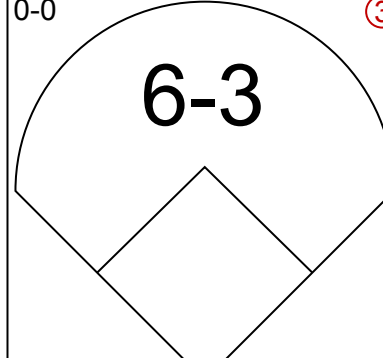
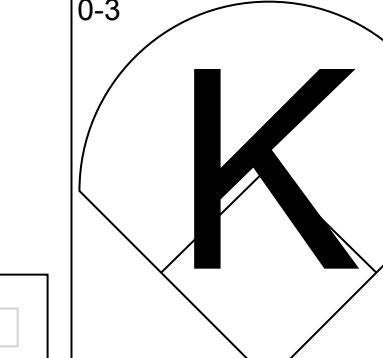
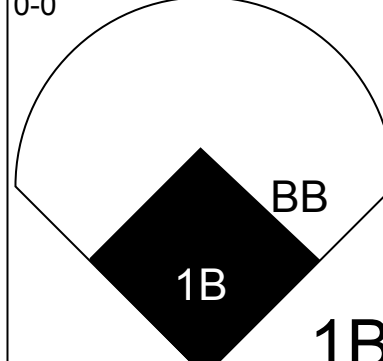
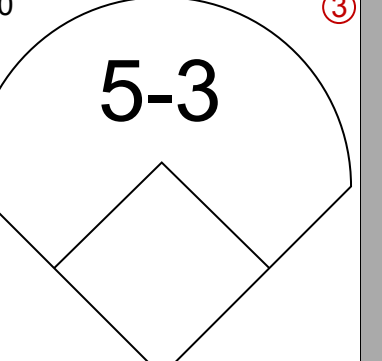
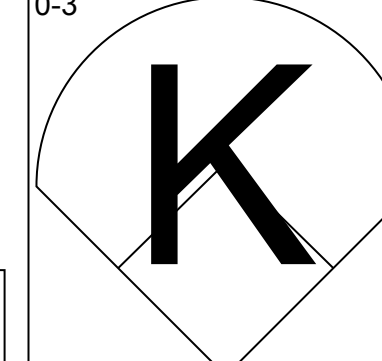
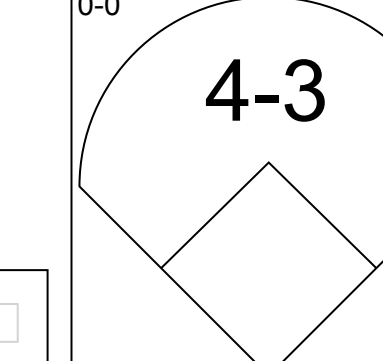
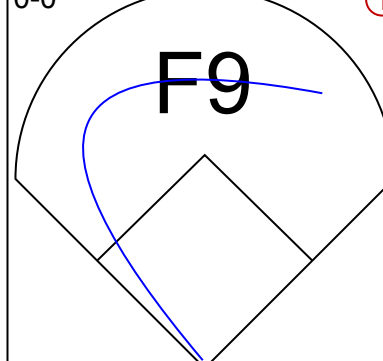
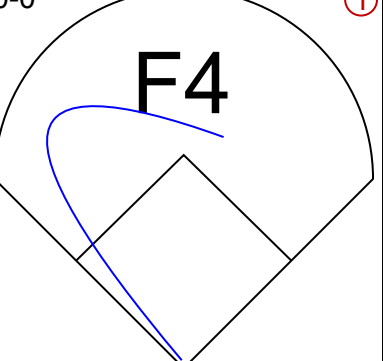
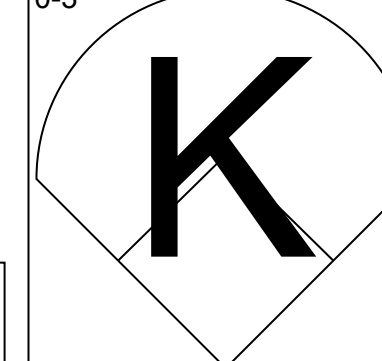
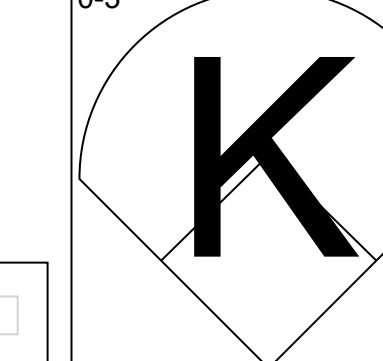
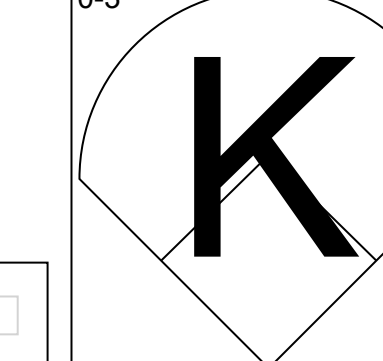
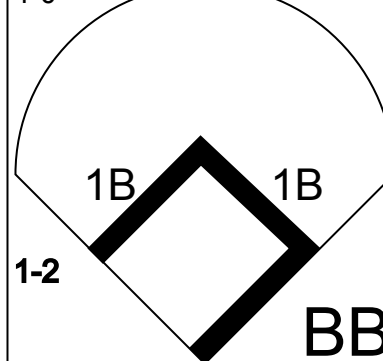
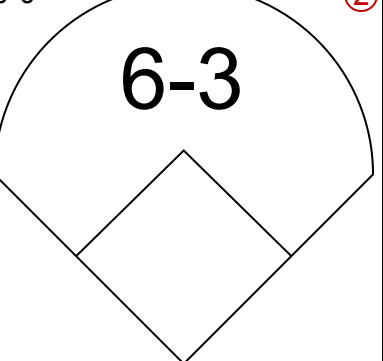
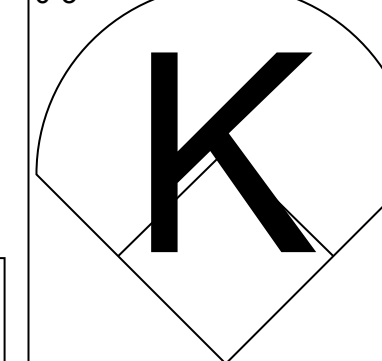


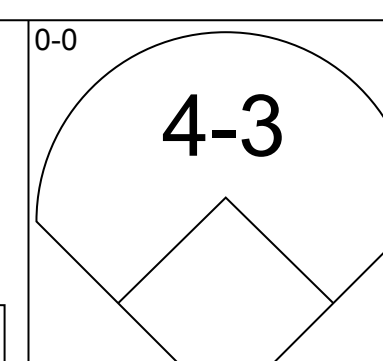
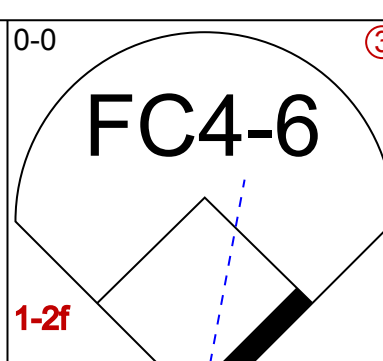
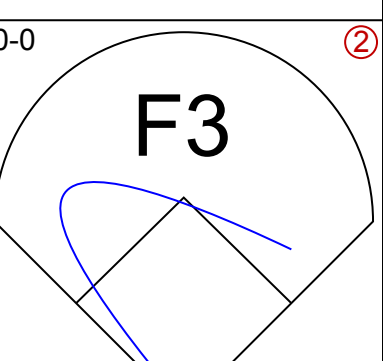
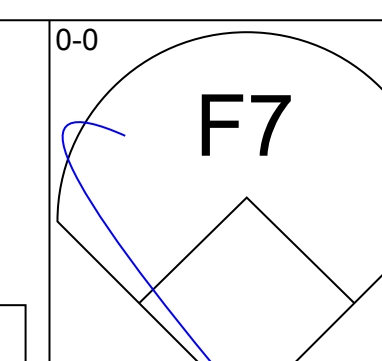
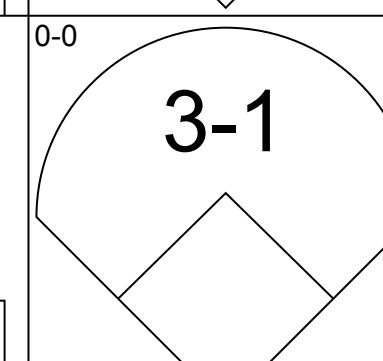
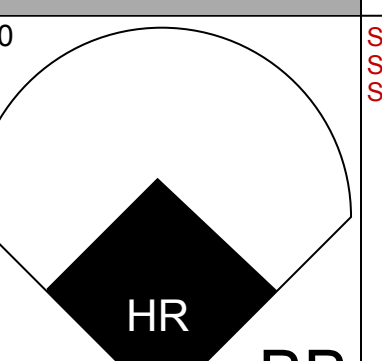
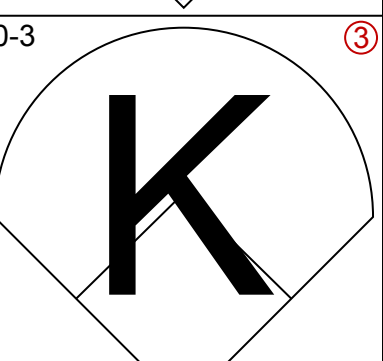
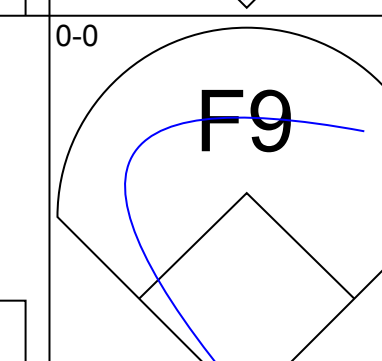
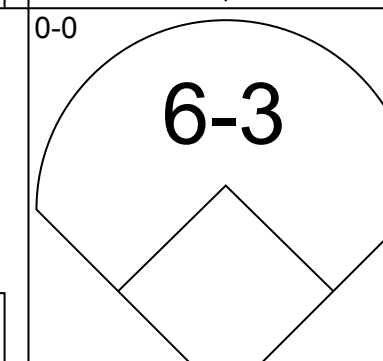
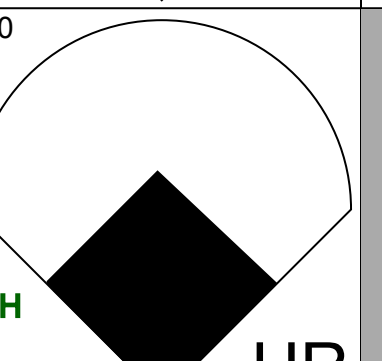
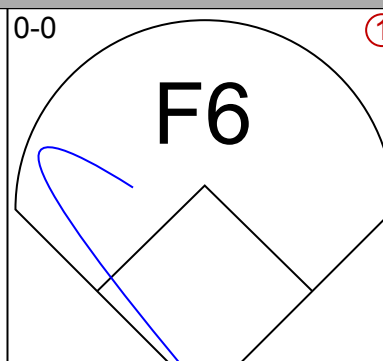
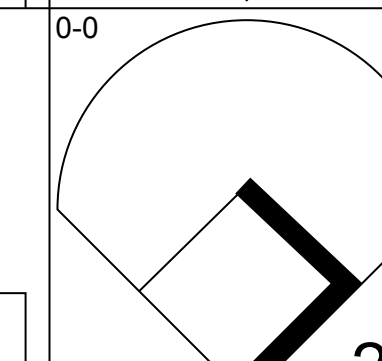
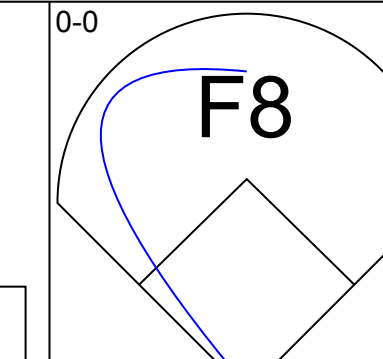

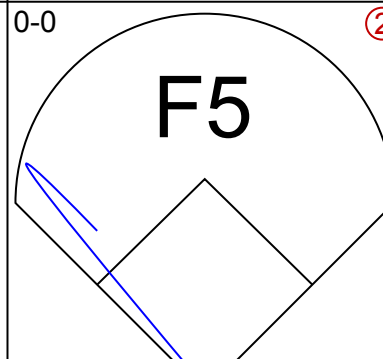
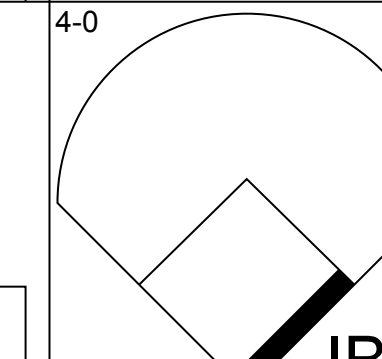
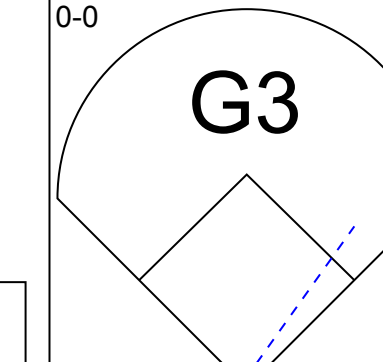
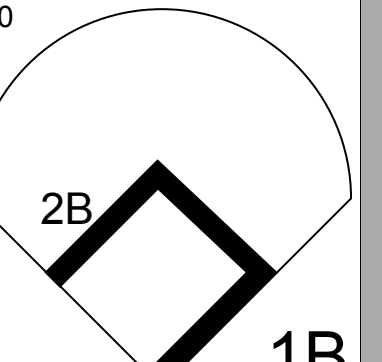
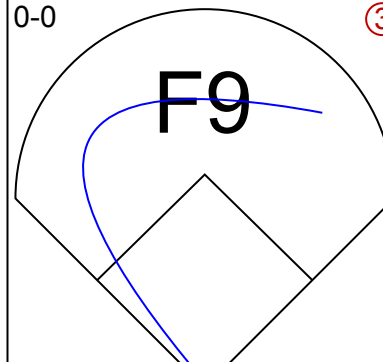
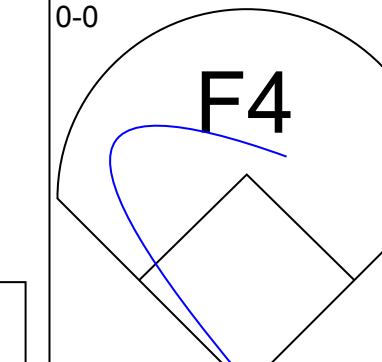
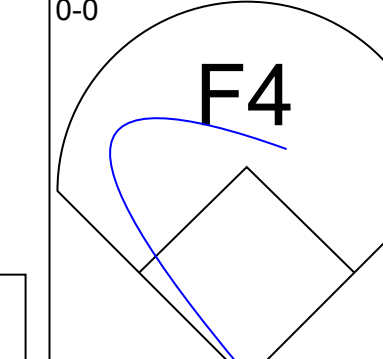
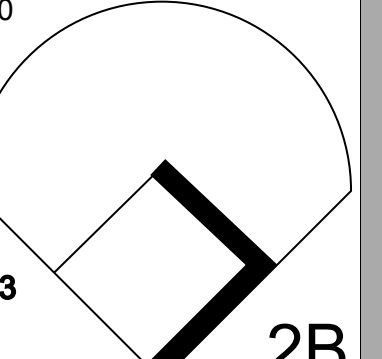
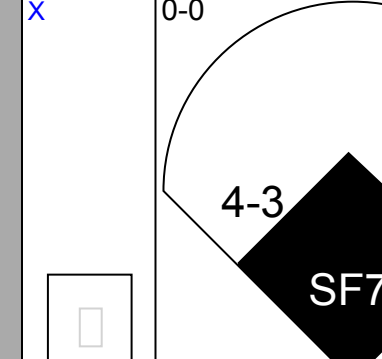
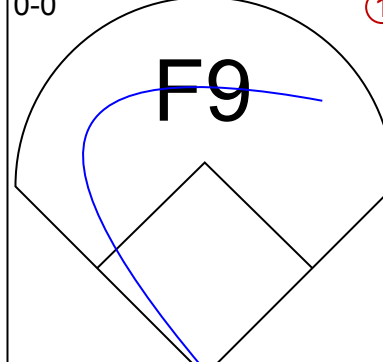
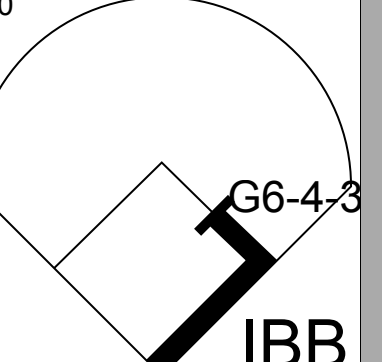
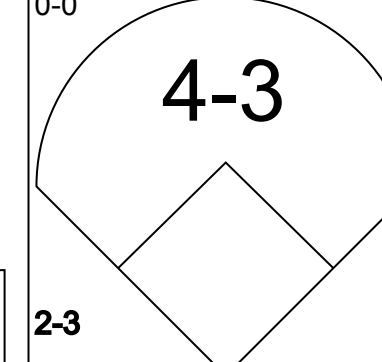
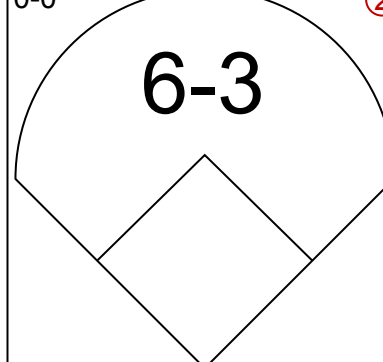
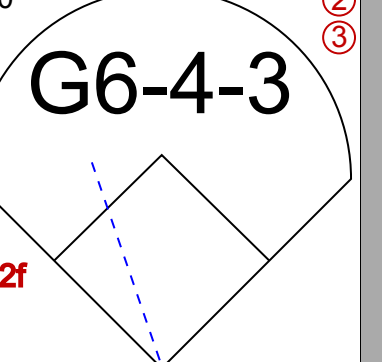
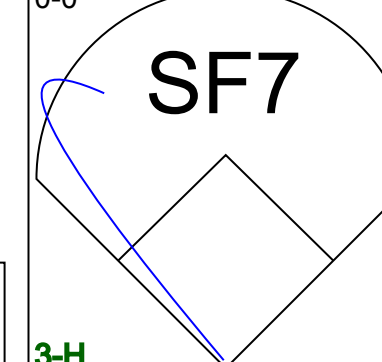
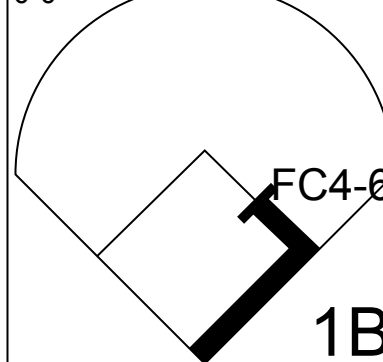
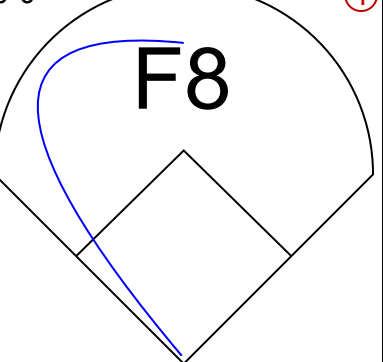
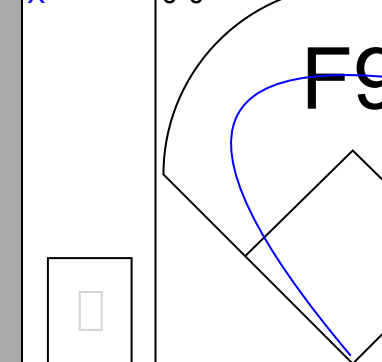
Batter	1	2	3	4	5	6	7	8	9	AB	R	H	RBI	BB	SO	LOB	BOTTOM									
Felipe Alou, R OBP: 0.322, SLG: 0.491 (1, 3)										5	0	1	0	0	0	2										
Gary Geiger, L OBP: 0.318, SLG: 0.398 Miguel de la Hoz, R OBP: 0.288, SLG: 0.206 Felix Millan, R OBP: 0.295, SLG: 0.342 (1, 9) (9, PH) (9, PR)										4	1	3	0	0	0	0										
Mack Jones, L OBP: 0.336, SLG: 0.512 (1, 8)										5	0	0	0	0	1	5										
Rico Carty, R OBP: 0.388, SLG: 0.410 (1, 7)										5	1	2	2	0	1	3										
Joe Torre, R OBP: 0.362, SLG: 0.514 (1, 2)										5	0	0	0	0	0	4										
Eddie Mathews, L OBP: 0.305, SLG: 0.350 (1, 5)										3	2	2	1	1	0	0										
Frank Bolling, R OBP: 0.176, SLG: 0.182 (1, 4)										4	0	1	2	0	0	1										
Woody Woodward, R OBP: 0.332, SLG: 0.315 (1, 6)										2	0	1	0	2	1	0										
Tony Cloninger, R OBP: 0.216, SLG: 0.340 Chi-Chi Olivo, R Ted Abernathy, R OBP: 0.333, SLG: 0.250 Dan Schneider, L (1, 1) (9, 1) (9, 1) (9, 1)	5.2 0.1 2.0 1.0	25 2 9 5	7 0 2 2	3 0 1 1	4 0 0 0	0 1 0 0	0 0 1 0	32 5 12 5	36 0.00 4.50 9.00	1.235 0.000 1.500 2.000																
PITCHER	IP WLS BF H R ER SO BB IBB HBP BLK WP HR S P ERA WHIP																									
Bill Hands, R ERA: 4.18 Fergie Jenkins, R ERA: 4.54 Don Lee, R ERA: 2.82 Bob Hendley, L ERA: 4.91 (1, 1) (6, 1) (7, 1) (9, 1)	5.2 0.1 2.0 1.0	25 2 9 5	7 0 2 2	3 0 1 1	4 0 0 0	0 1 0 0	0 0 1 0	32 5 12 5	36 0.00 4.50 9.00	1.235 0.000 1.500 2.000																
Inning Stats	R: 0 E: 0 K: 0 S: 3	H: 0 LOB: 0 BB: 0 P: 3	R: 0 E: 0 K: 0 S: 3	H: 0 LOB: 0 BB: 0 P: 3	R: 0 E: 0 K: 2 S: 7	H: 0 LOB: 0 BB: 0 P: 7	R: 0 E: 0 K: 2 S: 9	H: 2 LOB: 2 BB: 0 P: 9	R: 0 E: 0 K: 0 S: 5	H: 2 LOB: 2 BB: 0 P: 5	R: 3 E: 0 K: 0 S: 6	H: 3 LOB: 2 BB: 2 P: 14	R: 0 E: 0 K: 0 S: 4	H: 1 LOB: 1 BB: 0 P: 4	R: 1 E: 0 K: 0 S: 4	H: 1 LOB: 1 BB: 1 P: 8	R: 1 E: 0 K: 0 S: 5	H: 2 LOB: 1 BB: 0 P: 5	1B: 8 2B: 1 3B: 1 HR: 1	SF: 0 SAC: 0 DP: 0 HBP: 0	WP: 0 PB: 0 SB: 0 CS: 0	PA: 41				

Chicago Cubs @ Atlanta Braves
Atlanta Stadium, Atlanta, GA
Wed Jun 29 1966, 3:33 AM EDT
Att: 8,163 - Cloudy - 87 F

AB	38
R	5
H	11
RBI	5
BB	3
SO	4
LOB	20




Batter	1	2	3	4	5	6	7	8	9	AB	R	H	RBI	BB	SO	LOB	TOP		
Felipe Alou, R OBP: 0.327, SLG: 0.497 (1, 3)										4	0	3	1	0	1	0	Atlanta Braves @ San Francisco Giants Candlestick Park, San Francisco, CA Thu Jun 30 1966, 6:33 AM EDT Att: 12,526 - Unknown livebaseballscores.com		
Mack Jones, L OBP: 0.333, SLG: 0.504 (1, 8)										4	0	1	0	0	3	2			
Hank Aaron, R OBP: 0.384, SLG: 0.601 (1, 9)										4	0	0	0	0	0	4			
Rico Carty, R OBP: 0.385, SLG: 0.407 (1, 7)										4	0	1	0	0	1	1			
Joe Torre, R OBP: 0.361, SLG: 0.510 (1, 2)										4	0	1	0	0	1	3			
Denis Menke, R OBP: 0.337, SLG: 0.417 (9, PH)										3	0	0	0	0	1	2			
Miguel de la Hoz, R OBP: 0.200, SLG: 0.200 (9, PH)										1	0	0	0	0	1	0			
Frank Bolling, R OBP: 0.181, SLG: 0.185 (1, 4)										4	1	1	0	0	1	1			
Woody Woodward, R OBP: 0.328, SLG: 0.311 (9, PH)										3	0	0	0	0	1	1			
Gary Geiger, L OBP: 0.315, SLG: 0.394 (9, PH)										1	0	0	0	0	1	0			
Ken Johnson, R OBP: 0.188, SLG: 0.323 (1, 1)										2	0	0	0	1	1	0			
Inning Stats	R: 0 E: 0 K: 2 S: 7	H: 0 LOB: 0 BB: 0 P: 7	R: 0 E: 0 K: 1 S: 5	H: 0 LOB: 0 BB: 0 P: 5	R: 1 E: 0 K: 0 S: 5	H: 3 LOB: 2 BB: 1 P: 9	R: 0 E: 0 K: 0 S: 4	H: 1 LOB: 1 BB: 0 P: 4	R: 0 E: 0 K: 0 S: 6	H: 1 LOB: 1 BB: 0 P: 6	R: 0 E: 0 K: 0 S: 4	H: 0 LOB: 0 BB: 0 P: 9	R: 0 E: 0 K: 3 S: 11	H: 1 LOB: 2 BB: 0 P: 11	R: 0 E: 0 K: 2 S: 7	H: 0 LOB: 0 BB: 0 P: 7	1B: 6 2B: 1 3B: 0 HR: 0	SF: 0 SAC: 0 DP: 1 HBP: 0	WP: 1 PA: 35 PB: 1 SB: 0 CS: 0
PITCHER Gaylord Perry, R ERA: 2.23 (1, 1)	IP: 9.0 WLS: W BF: 35 H: 7 R: 1 ER: 1 SO: 12 BB: 1 IBB: 0 HBP: 0 BLK: 0 WP: 1 HR: 0 S: 58 P: 62 ERA: 1.00 WHIP: 0.889															PITCHER			


Batter	1	2	3	4	5	6	7	8	9	AB	R	H	RBI	BB	SO	LOB	BOTTOM		
Don Landrum, L OBP: 0.267, SLG: 0.280 (1, 8)										4	0	0	0	0	0	1	Atlanta Braves @ San Francisco Giants Candlestick Park, San Francisco, CA Thu Jun 30 1966, 6:33 AM EDT Att: 12,526 - Unknown livebaseballscores.com		
Tom Haller, L OBP: 0.325, SLG: 0.507 (1, 2)										3	1	0	0	1	1	0			
Jim Ray Hart, R OBP: 0.377, SLG: 0.561 (1, 5)										4	1	2	2	0	0	0			
Willie McCovey, L OBP: 0.367, SLG: 0.533 (1, 3)										3	0	0	0	1	1	0			
Jesus Alou, R OBP: 0.269, SLG: 0.303 (1, 9)										4	0	1	0	0	0	2			
Len Gabrielson, L OBP: 0.277, SLG: 0.321 (1, 7)										3	1	2	0	0	0	0			
Jim Davenport, R OBP: 0.330, SLG: 0.419 (1, 6)										2	0	0	0	1	0	1			
Hal Lanier, R OBP: 0.229, SLG: 0.271 (1, 4)										2	0	0	1	0	0	3			
Gaylord Perry, R OBP: 0.235, SLG: 0.265 (1, 1)										3	0	1	0	0	0	0			
Inning Stats	R: 0 E: 0 K: 0 S: 3	H: 0 LOB: 0 BB: 0 P: 3	R: 0 E: 0 K: 0 S: 3	H: 0 LOB: 0 BB: 0 P: 3	R: 0 E: 0 K: 0 S: 4	H: 1 LOB: 1 BB: 0 P: 4	R: 2 E: 0 K: 1 S: 7	H: 3 LOB: 2 BB: 2 P: 15	R: 0 E: 0 K: 1 S: 5	H: 0 LOB: 0 BB: 0 P: 5	R: 0 E: 0 K: 0 S: 3	H: 0 LOB: 0 BB: 0 P: 3	R: 1 E: 0 K: 0 S: 4	H: 1 LOB: 2 BB: 0 P: 4	R: 0 E: 0 K: 0 S: 4	H: 1 LOB: 2 BB: 1 P: 8		1B: 2 2B: 3 3B: 0 HR: 1	SF: 1 SAC: 0 DP: 1 HBP: 0
PITCHER Ken Johnson, R ERA: 3.08 (1, 1)	IP: 8.0 WLS: L BF: 32 H: 6 R: 3 ER: 3 SO: 2 BB: 1 IBB: 2 HBP: 0 BLK: 0 WP: 0 HR: 1 S: 33 P: 45 ERA: 3.38 WHIP: 0.875															PITCHER			

Batter	1	2	3	4	5	6	7	8	9	AB	R	H	RBI	BB	SO	LOB	TOP								
Felipe Alou, R OBP: 0.325, SLG: 0.496 (1, 3)	0-0 6-3		0-3 K		0-0 FC1-5-2 1B 2B	0-0 F8		0-0 1-4-3		5	1	1	1	0	1	0	Atlanta Braves @ San Francisco Giants Candlestick Park, San Francisco, CA Fri Jul 01 1966, 10:05 PM EDT Att: 15,670 - Unknown								
Mack Jones, L OBP: 0.323, SLG: 0.486 (1, 8)	0-0 4-3		0-0 F7		0-0 FC1-5-2 1B		0-3 K	0-0 F5		5	1	0	0	0	1	2									
Hank Aaron, R OBP: 0.390, SLG: 0.607 (1, 9)	0-0 1B		0-0 2B		0-0 1B E IBB		0-0 1B		0-3 K	4	2	3	0	1	1	0									
Rico Carty, R OBP: 0.394, SLG: 0.416 (1, 7)	0-0 FC6-4 1B		0-0 F8		0-0 E S 1B		0-0 BB 1B		0-0 1B	5	0	4	2	0	0	1									
Joe Torre, R OBP: 0.358, SLG: 0.504 (1, 2)	0-0 FC6-4			0-0 G5-4-3 1B	0-0 E5		0-3 K		0-0 F8	5	0	1	0	0	1	6									
Frank Bolling, R OBP: 0.192, SLG: 0.188 (1, 4)		0-0 F2		0-0 F7	0-0 G5-4-3 IBB		0-0 BB 1B		0-0 F7	4	0	1	1	1	0	2									
Denis Menke, R OBP: 0.300, SLG: 0.413 (1, 5)		4-0 BB		0-0 G5-4-3	0-0 G5-4-3		0-0 1-2 2-3 BB			2	0	0	0	2	0	4									
Woody Woodward, R OBP: 0.327, SLG: 0.309 (1, 6)		0-0 F8			0-0 1B 2B	0-0 F2	0-0 3-1			4	1	1	0	0	0	4									
Denny Lemaster, R OBP: 0.171, SLG: 0.094 (1, 1)					0-0 2B FC1-2 1B	0-0 6-3		0-0 F9		1	0	0	0	0	0	1									
John Herrnstein, L OBP: 0.239, SLG: 0.166 (5, PH)										1	0	1	0	0	0	0									
Clay Carroll, R (5, 1)										1	0	0	0	0	0	0									
Ted Abernathy, R OBP: 0.300, SLG: 0.222 (7, 1)										1	0	0	0	0	0	0									
Chi-Chi Olivo, R (8, 1)										0	0	0	0	0	0	0									
Inning Stats	R: 0 E: 0 K: 0 S: 5	H: 2 LOB: 2 BB: 0 P: 5	R: 0 E: 0 K: 0 S: 3	H: 0 LOB: 1 BB: 1 P: 7	R: 0 E: 0 K: 1 S: 6	H: 1 LOB: 1 BB: 0 P: 6	R: 0 E: 0 K: 0 S: 3	H: 1 LOB: 0 BB: 0 P: 3	R: 4 E: 1 K: 0 S: 7	H: 4 LOB: 2 BB: 2 P: 15	R: 0 E: 0 K: 0 S: 3	H: 0 LOB: 0 BB: 0 P: 3	R: 1 E: 0 K: 2 S: 10	H: 3 LOB: 3 BB: 1 P: 14	R: 0 E: 0 K: 0 S: 3	H: 0 LOB: 0 BB: 0 P: 3	R: 0 E: 0 K: 1 S: 6	H: 1 LOB: 1 BB: 0 P: 6	1B: 10 2B: 2 3B: 0 HR: 0	SF: 0 SAC: 0 DP: 2 HBP: 0	WP: 0 PB: 0 SB: 1 CS: 0	PA: 42			
PITCHER	IP	WLS	BF	H	R	ER	SO	BB	IBB	HBP	BLK	WP	HR	S	P	ERA	WHIP								
Ron Herbel, R ERA: 4.18 (1, 1)	4.1		22	8	4	3	1	1	1	0	0	0	0	22	30	6.23	2.077								
Lindy McDaniel, R ERA: 3.21 (5, 1)	2.1		12	3	1	1	2	1	1	0	0	0	0	14	22	3.86	1.714								
Frank Linzy, R ERA: 2.94 (7, 1)	1.1	W	4	0	0	0	0	0	0	0	0	0	0	4	4	0.00	0.000								
Bob Priddy, R ERA: 2.34 (9, 1)	1.0	S	4	1	0	0	1	0	0	0	0	0	0	6	6	0.00	1.000								

Batter	1	2	3	4	5	6	7	8	9	AB	R	H	RBI	BB	SO	LOB	BOTTOM								
Jesus Alou, R OBP: 0.273, SLG: 0.301 (1, 9)	0-0 FC5-4 1B		0-0 5-3	0-0 F1			4-0 FC4-6 BB	0-0 E6 BB		4	1	1	0	1	0	2	Atlanta Braves @ San Francisco Giants Candlestick Park, San Francisco, CA Fri Jul 01 1966, 10:05 PM EDT Att: 15,670 - Unknown								
Tom Haller, L OBP: 0.331, SLG: 0.511 (1, 2)	0-3 K		0-0 HR		0-0 2B 6-3 1B		0-0 FC4-6	4-0 E BB		4	2	2	1	1	1	2									
Willie Mays, R OBP: 0.346, SLG: 0.546 (1, 8)	0-0 F8		0-0 F9		0-0 6-3 G3-2 2B		0-0 F8	0-0 E6		5	0	1	0	0	0	4									
Jim Ray Hart, R OBP: 0.374, SLG: 0.553 (1, 5)	0-0 FC5-4		4-0 HR IBB		0-0 6-3			0-0 K		4	1	0	1	1	1	4									
Cap Peterson, R OBP: 0.306, SLG: 0.309 (1, 7)		0-0 2B	0-0 HR		0-0 G3-2			0-0 1B WP 1B		3	1	2	3	0	0	1									
Frank Linzy, R OBP: 0.200, SLG: 0.400 (7, 1)								0-0 1B WP 1B		0	0	0	0	0	0	0									
Don Landrum, L OBP: 0.275, SLG: 0.289 (9, 7)			1-1 2-H HR					0-0 1B WP 1B		1	1	1	0	0	0	0									
Willie McCovey, L OBP: 0.369, SLG: 0.530 (1, 3)	0-3 K		4-0 BB				0-0 F7	0-0 WP 1B		3	1	1	0	1	1	1									
Jim Davenport, R OBP: 0.326, SLG: 0.415 (1, 6)		0-0 F2	0-0 F9				0-0 1-3	0-0 E WP 1B		4	1	1	0	0	0	2									
Hal Lanier, R OBP: 0.231, SLG: 0.269 (1, 4)		4-0 IBB		0-0 F4			0-0 5-3	0-3 K2-3		2	0	0	0	1	0	0									
Ozzie Virgil, R OBP: 0.231, SLG: 0.462 (9, 4)								1-2 2-3 3-H		1	0	0	0	0	1	2									
Ron Herbel, R OBP: 0.080, SLG: 0.042 (1, 1)								0-0 BB E IBB		2	0	0	0	0	1	2									
Lindy McDaniel, R OBP: 0.111, SLG: 0.111 (5, 1)										0	0	0	0	0	0	0									
Len Gabrielson, L OBP: 0.280, SLG: 0.319 (7, 7)										1	1	0	0	1	0	0									
Bob Priddy, R OBP: 0.286, SLG: 0.167 (9, 1)										0	0	0	0	0	0	0									
Inning Stats	R: 0 E: 0 K: 1 S: 6	H: 1 LOB: 1 BB: 0 P: 6	R: 0 E: 0 K: 2 S: 8	H: 1 LOB: 2 BB: 1 P: 12	R: 3 E: 0 K: 0 S: 5	H: 2 LOB: 1 BB: 2 P: 13	R: 0 E: 0 K: 0 S: 3	H: 0 LOB: 0 BB: 0 P: 3	R: 1 E: 0 K: 0 S: 4	H: 2 LOB: 0 BB: 0 P: 4	R: 0 E: 0 K: 0 S: 3	H: 0 LOB: 0 BB: 0 P: 3	R: 0 E: 0 K: 0 S: 3	H: 0 LOB: 1 BB: 1 P: 7	R: 5 E: 2 K: 2 S: 12	H: 3 LOB: 2 BB: 2 P: 20	R: 1 E: 0 K: 1 S: 6	H: 1 LOB: 1 BB: 0 P: 6	1B: 5 2B: 4 3B: 0 HR: 1	SF: 0 SAC: 0 DP: 1 HBP: 0	WP: 1 PB: 0 SB: 0 CS: 0	PA: 40			
PITCHER	IP	WLS	BF	H	R	ER	SO	BB	IBB	HBP	BLK	WP	HR	S	P	ERA	WHIP								
Denny Lemaster, L ERA: 3.92 (1, 1)	4.0		19	4	3	3	3	1	2	0	0	0	0	7	7	4.50	1.000								
Clay Carroll, R ERA: 2.49 (5, 1)	2.0		7	2	1	1	0	0	0	0	0	0	0	7	7	4.50	1.000								
Ted Abernathy, R ERA: 5.94 (7, 1)	1.2	L	11	3	5	1	2	1	1	0	0	1	0	13	21	5.40	2.400								
Chi-Chi Olivo, R ERA: 3.73 (8, 1)	0.1		3	0	0	0	0	1	0	0	0	0	0	2	6	0.00	3.000								



Batter	1	2	3	4	5	6	7	8	9	10	AB	R	H	RBI	BB	SO	LOB	TOP									
Felipe Alou, R OBP: 0.331, SLG: 0.509 (1, 3)	0-0 G4-6-3 1B			0-0 FC5-4 1B		0-0 1B		0-3 K		0-0 14 HR	5	1	4	2	0	1	1	Atlanta Braves @ San Francisco Giants Candlestick Park, San Francisco, CA Sat Jul 02 1966, 6:33 AM EDT Att: 19,794 - Unknown AB 38 R 3 H 9 RBI 3 BB 1 SO 5 LOB 12 									
Mack Jones, L OBP: 0.319, SLG: 0.472 (1, 8)	0-0 G4-6-3 1-2f			0-0 F4		0-0 F3		4-0 1-2 BB		0-3 K	4	0	0	0	1	1	3										
Hank Aaron, R OBP: 0.385, SLG: 0.597 (1, 9)	0-0 F3			0-0 FC5-4 WP 1-2f		0-0 F5		0-0 F3		0-0 F7	5	0	0	0	0	0	4										
Rico Carty, R OBP: 0.391, SLG: 0.413 (1, 7)		0-0 6-3		0-0 WP 1-2		0-0 F8		0-0 F8		0-0 F8	4	0	1	0	0	0	0										
Joe Torre, R OBP: 0.356, SLG: 0.511 (1, 2)		0-0 F9		0-0 F8 1-2 2-3		0-0 HR		0-0 6-3		0-0 6-3	4	1	1	1	0	0	2										
Eddie Mathews, L OBP: 0.308, SLG: 0.348 Felix Millan, R OBP: 0.295, SLG: 0.342 Dennis Menke, R OBP: 0.359, SLG: 0.413 (1, 5) (9, PR) (9, 5)		0-0 G3			0-3 K		0-0 4-3		0-0 S 1B		4	0	1	0	0	1	0										
Frank Bolling, R OBP: 0.184, SLG: 0.180 (1, 4)			0-0 6-3		0-0 4-3		0-0 F8		0-0 6-3		4	0	0	0	0	0	1										
Woody Woodward, R OBP: 0.325, SLG: 0.308 (1, 6)			0-0 1-3		0-0 F7			0-0 BB 1B		0-0 6-3	4	0	1	0	0	0	0										
Joey Jay, S OBP: 0.152, SLG: 0.097 Chi-Chi Olivo, R OBP: 0.262, SLG: 0.337 Gene Oliver, R OBP: 0.262, SLG: 0.337 Clay Carroll, R OBP: 0.262, SLG: 0.337 (1, 1) (8, 1) (10, PH) (10, 1)			0-3 K			0-0 4-3		0-3 K		0-0 HR 1B	3	0	0	0	0	2	1										
Inning Stats	R: 0 E: 0 K: 0 S: 3	H: 1 LOB: 0 BB: 0 P: 3	R: 0 E: 0 K: 0 S: 3	H: 0 LOB: 0 BB: 0 P: 3	R: 0 E: 0 K: 1 S: 5	H: 0 LOB: 0 BB: 0 P: 5	R: 0 E: 0 K: 1 S: 5	H: 2 LOB: 2 BB: 0 P: 5	R: 0 E: 0 K: 1 S: 5	H: 0 LOB: 0 BB: 0 P: 5	R: 0 E: 0 K: 1 S: 4	H: 1 LOB: 1 BB: 0 P: 4	R: 1 E: 0 K: 0 S: 4	H: 1 LOB: 0 BB: 0 P: 4	R: 0 E: 0 K: 2 S: 8	H: 1 LOB: 2 BB: 1 P: 12	R: 0 E: 0 K: 0 S: 4		H: 1 LOB: 2 BB: 2 P: 4	R: 2 E: 0 K: 1 S: 7	H: 2 LOB: 0 BB: 0 P: 7	1B: 7 2B: 0 3B: 0 HR: 2	SF: 0 SAC: 0 DP: 1 HBP: 0	WP: 1 PA: 39			
PITCHER	IP 7.0	WLS 25	BF 5	H 1	R 1	ER 1	SO 2	BB 0	IBB 0	HBP 0	BLK 0	WP 0	HR 1	S 29	P 29	ERA 1.29	WHIP 0.714										
Bobby Bolin, R ERA: 2.95 Frank Linzy, R ERA: 3.12 (1, 1) (8, 1)	3.0	L	14	4	2	2	3	1	0	0	0	0	1	19	23	6.00	1.667										

Batter	1	2	3	4	5	6	7	8	9	10	AB	R	H	RBI	BB	SO	LOB	BOTTOM									
Jesus Alou, R OBP: 0.271, SLG: 0.305 (1, 9)	0-0 5-3		0-0 2B		0-0 FC6-4 1-2f		0-0 5-3		0-0 FC3-6 FC6-4		5	0	1	0	0	0	4	Atlanta Braves @ San Francisco Giants Candlestick Park, San Francisco, CA Sat Jul 02 1966, 6:33 AM EDT Att: 19,794 - Unknown AB 37 R 1 H 6 RBI 1 BB 6 SO 7 LOB 25 									
Tom Haller, L OBP: 0.328, SLG: 0.502 (1, 2)	0-0 4-3		0-0 F8			4-0 BB		0-3 K		0-0 FC6-4	4	0	0	0	1	1	3										
Willie Mays, R OBP: 0.343, SLG: 0.539 (1, 8)	0-0 F8			0-0 F8		0-0 F7		0-0 1B WP FC4 1B		0-0 F9	5	1	1	0	0	0	2										
Willie McCovey, L OBP: 0.369, SLG: 0.526 (1, 3)		0-0 F9		0-3 K		0-0 E5		0-0 FC4 BB 1B		4-0 FC5-4 BB	4	0	1	0	1	1	1										
Jim Ray Hart, R OBP: 0.371, SLG: 0.545 (1, 5)	0-0 F3		0-0 K		0-3 K		0-0 6-3		4-0 IBB FC4 BB		0-0 FC5-4 FC5-4	4	0	0	0	1	1										
Len Gabrielson, L OBP: 0.271, SLG: 0.307 (1, 7)		0-3 K		0-0 F5		0-3 K		0-0 FC4 IBB		0-0 F8	5	0	0	1	0	2	5										
Jim Davenport, R OBP: 0.330, SLG: 0.408 (1, 6)			0-0 F7		4-0 1B BB		0-3 K		4-0 FC6-4 IBB		0-0 FC5-4	3	0	0	0	2	1										
Hal Lanier, R OBP: 0.235, SLG: 0.273 (1, 4)			0-0 5-3		0-0 FC6-4 1B		0-0 FC6-4		0-0 FC6-4		4	0	2	0	0	0	3										
Bobby Bolin, R OBP: 0.237, SLG: 0.182 Don Landrum, L OBP: 0.272, SLG: 0.286 Frank Linzy, R OBP: 0.273, SLG: 0.455 (1, 1) (7, PH) (8, 1)	7.1	W	9	2	0	0	0	1	1	0	0	1	0	7	15	0.00	1.800		1 0 0 0 1 1 2								
Inning Stats	R: 0 E: 0 K: 0 S: 3	H: 0 LOB: 0 BB: 0 P: 3	R: 0 E: 0 K: 1 S: 5	H: 0 LOB: 0 BB: 0 P: 5	R: 0 E: 0 K: 0 S: 4	H: 1 LOB: 2 BB: 1 P: 8	R: 0 E: 0 K: 1 S: 6	H: 0 LOB: 0 BB: 0 P: 7	R: 0 E: 0 K: 1 S: 6	H: 1 LOB: 1 BB: 0 P: 10	R: 0 E: 1 K: 1 S: 6	H: 0 LOB: 2 BB: 1 P: 10	R: 0 E: 0 K: 1 S: 6	H: 1 LOB: 1 BB: 0 P: 6	R: 1 E: 0 K: 1 S: 7	H: 2 LOB: 3 BB: 2 P: 15	R: 0 E: 0 K: 0 S: 4		H: 1 LOB: 1 BB: 0 P: 4	R: 0 E: 0 K: 0 S: 3	H: 0 LOB: 1 BB: 1 P: 7	1B: 5 2B: 1 3B: 0 HR: 0	SF: 0 SAC: 0 DP: 0 HBP: 0	WP: 1 PA: 43			
PITCHER	IP 7.1	WLS 9	BF 2	H 0	R 0	ER 0	SO 0	BB 1	IBB 0	HBP 0	BLK 0	WP 0	HR 0	S 15	P 15	ERA 1.23	WHIP 0.955										
Joey Jay, R ERA: 3.9 Chi-Chi Olivo, R ERA: 3.61 Clay Carroll, R ERA: 2.44 (1, 1) (8, 1) (10, 1)	1.2	W	9	2	0	0	0	1	1	0	0	1	0	7	15	0.00	1.800	1 0 0 0 0 0 1									

Batter	1	2	3	4	5	6	7	8	9	AB	R	H	RBI	BB	SO	LOB	TOP																	
Felipe Alou, R OBP: 0.331, SLG: 0.504 Miguel de la Hoz, R OBP: 0.189, SLG: 0.189										3	0	0	0	1	0	0	Atlanta Braves @ San Francisco Giants Candlestick Park, San Francisco, CA Sun Jul 03 1966, 6:33 AM EDT Att: 27,002 - Unknown																	
Mack Jones, L OBP: 0.325, SLG: 0.480										6	1	3	0	0	2	3																		
Hank Aaron, R OBP: 0.399, SLG: 0.602 Gary Geiger, L OBP: 0.319, SLG: 0.406										4	2	1	1	0	0	1																		
Rico Carty, R OBP: 0.399, SLG: 0.432 John Hermstein, L OBP: 0.234, SLG: 0.182										4	3	3	1	1	0	0																		
Joe Torre, R OBP: 0.359, SLG: 0.522										6	2	3	3	0	0	2																		
Frank Bolling, R OBP: 0.193, SLG: 0.190										5	2	2	2	0	0	2																		
Woody Woodward, R OBP: 0.333, SLG: 0.326										6	2	4	0	0	1	3																		
Denis Menke, R OBP: 0.360, SLG: 0.408										3	2	0	0	2	0	4																		
Tony Cloninger, R OBP: 0.250, SLG: 0.473										5	2	3	9	0	0	1																		
Inning Stats	R: 7 E: 0 K: 0 S: 9	H: 6 LOB: 0 BB: 1 P: 13	R: 1 E: 0 K: 0 S: 5	H: 2 LOB: 1 BB: 0 P: 5	R: 0 E: 0 K: 1 S: 6	H: 1 LOB: 2 BB: 1 P: 10	R: 5 E: 2 K: 1 S: 9	H: 2 LOB: 1 BB: 2 P: 17	R: 1 E: 0 K: 0 S: 6	H: 3 LOB: 2 BB: 0 P: 6	R: 0 E: 1 K: 1 S: 6	H: 1 LOB: 1 BB: 0 P: 6	R: 0 E: 0 K: 0 S: 3	H: 0 LOB: 0 BB: 0 P: 3	R: 1 E: 0 K: 0 S: 4	H: 2 LOB: 0 BB: 0 P: 4		R: 2 E: 0 K: 1 S: 8	H: 3 LOB: 1 BB: 0 P: 8	1B: 11 2B: 4 3B: 0 HR: 5	SF: 1 SAC: 0 DP: 1 HBP: 0	WP: 1 PB: 0 SB: 0 CS: 0	PA: 52											
PITCHER	IP WLS BF H R ER SO BB IBB HBP BLK WP HR S P ERA WHIP																																	
Joe Gibbon, L ERA: 3.02	(1, 1)	0.2	L	7	5	5	5	0	0	0	0	0	0	1	7	7	67.50	7.500																
Bob Priddy, R ERA: 2.94	(1, 1)	2.0		12	4	3	3	0	2	0	0	0	0	2	10	18	13.50	3.000																
Ray Sadecki, L ERA: 4.93	(3, 1)	6.1		33	11	9	5	4	2	0	0	0	1	2	39	47	7.11	2.053																

Batter	1	2	3	4	5	6	7	8	9	AB	R	H	RBI	BB	SO	LOB	BOTTOM																		
Jesus Alou, R OBP: 0.270, SLG: 0.303										4	0	1	0	0	0	1	Atlanta Braves @ San Francisco Giants Candlestick Park, San Francisco, CA Sun Jul 03 1966, 6:33 AM EDT Att: 27,002 - Unknown																		
Tom Haller, L OBP: 0.331, SLG: 0.513										3	1	1	1	1	0	2																			
Willie Mays, R OBP: 0.344, SLG: 0.537 Don Landrum, L OBP: 0.266, SLG: 0.279										1	1	0	0	1	0	1																			
Willie McCovey, L OBP: 0.368, SLG: 0.523 Dick Dietz, R										1	0	0	0	0	1	0																			
Jim Ray Hart, R OBP: 0.371, SLG: 0.543 Ozzie Virgil, R OBP: 0.214, SLG: 0.429										3	0	1	0	0	0	0																			
Len Gabrielson, L OBP: 0.270, SLG: 0.306										4	0	1	1	0	0	0																			
Jim Davenport, R OBP: 0.222, SLG: 0.125 Bob Priddy, R OBP: 0.266, SLG: 0.496 Don Mason, L OBP: 0.105, SLG: 0.263										1	0	0	0	0	0	0																			
Hal Lanier, R OBP: 0.240, SLG: 0.277										4	0	2	0	0	0	2																			
Joe Gibbon, R OBP: 0.222, SLG: 0.125 Bob Priddy, R OBP: 0.266, SLG: 0.496 Ray Sadecki, L OBP: 0.273, SLG: 0.545 Cap Peterson, R OBP: 0.303, SLG: 0.306										0	0	0	0	0	0	0																			
Inning Stats	R: 0 E: 0 K: 0 S: 2	H: 0 LOB: 0 BB: 1 P: 6	R: 0 E: 0 K: 1 S: 5	H: 0 LOB: 0 BB: 0 P: 5	R: 0 E: 1 K: 1 S: 7	H: 1 LOB: 2 BB: 0 P: 7	R: 1 E: 0 K: 0 S: 4	H: 2 LOB: 2 BB: 1 P: 11	R: 1 E: 0 K: 0 S: 3	H: 1 LOB: 0 BB: 0 P: 3	R: 0 E: 0 K: 0 S: 4	H: 1 LOB: 1 BB: 0 P: 4	R: 1 E: 0 K: 2 S: 8	H: 1 LOB: 0 BB: 0 P: 8	R: 0 E: 0 K: 0 S: 4	H: 1 LOB: 1 BB: 0 P: 4	1B: 5 2B: 0 3B: 0 HR: 2	SF: 0 SAC: 0 DP: 1 HBP: 0	WP: 1 PB: 0 SB: 0 CS: 0	PA: 36															
PITCHER	IP WLS BF H R ER SO BB IBB HBP BLK WP HR S P ERA WHIP																																		
Tony Cloninger, R ERA: 4.26	(1, 1)	9.0	W	36	7	3	3	5	2	0	0	0	0	1	2	44	52	3.00	1.000																

Batter	1	2	3	4	5	6	7	8	9	AB	R	H	RBI	BB	SO	LOB	TOP								
Felipe Alou, R OBP: 0.330, SLG: 0.501 (1, 3)										4	1	1	0	0	1	1	Atlanta Braves @ Houston Astros Astrodome, Houston, TX Mon Jul 04 1966, 8:05 PM EDT Att: 26,679 - Dome								
Mack Jones, L OBP: 0.318, SLG: 0.467 (1, 8)										4	0	0	0	0	1	2									
Hank Aaron, R OBP: 0.384, SLG: 0.603 (1, 9)										3	1	1	0	1	1	1									
Rico Carty, R OBP: 0.393, SLG: 0.426 (1, 7)										3	0	0	1	0	1	1									
Joe Torre, R OBP: 0.361, SLG: 0.533 (1, 2)										4	1	2	1	0	2	0									
Eddie Mathews, L OBP: 0.307, SLG: 0.343 (1, 5)										3	0	0	0	1	0	1									
Frank Bolling, R OBP: 0.188, SLG: 0.185 (1, 4)										3	0	0	1	0	0	2									
Woody Woodward, R OBP: 0.330, SLG: 0.322 (1, 6)										3	0	0	0	0	1	0									
Ken Johnson, R OBP: 0.176, SLG: 0.303 (1, 1)										2	0	0	0	0	1	0									
Inning Stats	R: 2 E: 0 K: 1 S: 8	H: 3 LOB: 2 BB: 1 P: 12	R: 0 E: 0 K: 3 S: 9	H: 0 LOB: 0 BB: 0 P: 9	R: 0 E: 0 K: 0 S: 2	H: 0 LOB: 0 BB: 1 P: 6	R: 0 E: 0 K: 1 S: 5	H: 0 LOB: 0 BB: 0 P: 5	R: 0 E: 1 K: 0 S: 3	H: 0 LOB: 0 BB: 0 P: 3	R: 0 E: 0 K: 2 S: 7	H: 0 LOB: 0 BB: 0 P: 7	R: 1 E: 0 K: 0 S: 4	H: 1 LOB: 0 BB: 0 P: 4	R: 0 E: 1 K: 0 S: 4	H: 0 LOB: 1 BB: 0 P: 4	R: 0 E: 0 K: 1 S: 5	H: 0 LOB: 0 BB: 0 P: 5	1B: 1 2B: 2 3B: 1 HR: 0	SF: 1 SAC: 1 DP: 1 HBP: 0	WP: 0 PB: 0 SB: 1 CS: 0	PA: 33			
PITCHER	IP	WLS	BF	H	R	ER	SO	BB	IBB	HBP	BLK	WP	HR	S	P	ERA	WHIP								
Dave Giusti, R ERA: 3.26 (1, 1)	8.0	L	30	4	3	3	7	1	1	0	0	0	0	42	50	3.38	0.625								
Jim Owens, R ERA: 3.66 (9, 1)	1.0		3	0	0	0	1	0	0	0	0	0	0	5	5	0.00	0.000								

AB	29
R	3
H	4
RBI	3
BB	2
SO	8
LOB	8



Batter	1	2	3	4	5	6	7	8	9	AB	R	H	RBI	BB	SO	LOB	BOTTOM								
Lee Maye, L OBP: 0.263, SLG: 0.391 (1, 7)										4	1	2	1	0	0	1	Atlanta Braves @ Houston Astros Astrodome, Houston, TX Mon Jul 04 1966, 8:05 PM EDT Att: 26,679 - Dome								
Sonny Jackson, L OBP: 0.327, SLG: 0.338 (1, 6)										4	0	1	0	0	0	1									
Jimmy Wynn, R OBP: 0.307, SLG: 0.423 (1, 8)										4	0	0	0	0	0	2									
Rusty Staub, L OBP: 0.331, SLG: 0.418 (1, 9)										4	0	0	0	0	0	1									
Felix Mantilla, R OBP: 0.229, SLG: 0.319 (1, 5)										3	0	0	0	0	1	0									
John Bateman, R OBP: 0.325, SLG: 0.498 (1, 2)										3	0	0	0	0	0	0									
Chuck Harrison, R OBP: 0.282, SLG: 0.327 (1, 3)										3	0	0	0	0	2	0									
Bob Lillis, R OBP: 0.275, SLG: 0.266 (1, 4)										3	1	1	0	0	0	0									
Dave Giusti, R OBP: 0.278, SLG: 0.343 Dave Nicholson, R (8, PH) OBP: 0.405, SLG: 0.461 Jim Owens, R (9, 1)										1	0	0	0	0	0	0									
Inning Stats	R: 0 E: 0 K: 0 S: 3	H: 1 LOB: 0 BB: 0 P: 3	R: 0 E: 0 K: 1 S: 5	H: 0 LOB: 0 BB: 0 P: 5	R: 0 E: 0 K: 0 S: 3	H: 0 LOB: 0 BB: 0 P: 3	R: 0 E: 0 K: 0 S: 4	H: 1 LOB: 1 BB: 0 P: 4	R: 0 E: 0 K: 0 S: 5	H: 2 LOB: 0 BB: 0 P: 5	R: 0 E: 0 K: 0 S: 3	H: 0 LOB: 0 BB: 0 P: 3	R: 0 E: 0 K: 1 S: 5	H: 0 LOB: 1 BB: 1 P: 9	R: 0 E: 0 K: 0 S: 3	H: 0 LOB: 0 BB: 0 P: 3	1B: 3 2B: 1 3B: 1 HR: 0	SF: 0 SAC: 1 DP: 2 HBP: 0	WP: 0 PB: 0 SB: 0 CS: 0	PA: 31					
PITCHER	IP	WLS	BF	H	R	ER	SO	BB	IBB	HBP	BLK	WP	HR	S	P	ERA	WHIP								
Ken Johnson, R ERA: 2.91 (1, 1)	9.0	W	31	4	2	1	3	1	0	0	0	0	0	36	40	1.00	0.556								



Batter	1	2	3	4	5	6	7	8	9	AB	R	H	RBI	BB	SO	LOB	TOP				
Felipe Alou, R OBP: 0.333, SLG: 0.504 (1, 3)	F5		FC6-4 1B BB			5-3		2B 1B		4	2	1	1	0	0		Atlanta Braves @ Houston Astros Astrodome, Houston, TX Tue Jul 05 1966, 8:05 PM EDT Att: 20,004 - Dome				
Mack Jones, L OBP: 0.320, SLG: 0.471 (1, 8)	1-3		FC6-4 1B	3-1			F3	2B		5	0	2	1	0	0	1					
Hank Aaron, R OBP: 0.393, SLG: 0.598 Gary Geiger, L OBP: 0.316, SLG: 0.402 (1, 9) (7, 9)	K		FC6-4 E				K	K		4	1	1	1	0	2	1					
Rico Carty, R OBP: 0.390, SLG: 0.419 (1, 7)		G3	F8			HR BB				4	1	0	0	1	0	2					
Joe Torre, R OBP: 0.362, SLG: 0.541 (1, 2)		E BB SF7 1B	E5 3B			HR				5	3	2	2	0	0	1					
Denis Menke, R OBP: 0.384, SLG: 0.428 (1, 5)		E BB	3B			K		SF8 3B		4	1	2	1	1	1	0					
Frank Bolling, R OBP: 0.181, SLG: 0.180 (1, 4)		E6 1-2 2-3	5-3			6-3		SF8 3B		3	0	0	1	0	0	3					
Woody Woodward, R OBP: 0.328, SLG: 0.322 (1, 6)	SF7					K		SH1-3 1B		3	1	1	1	0	1	0					
Denny Lemaster, R OBP: 0.158, SLG: 0.086 (1, 1)	F4					4-3		SH1-3		3	0	0	0	0	1	2					
Inning Stats	R: 0 E: 0 K: 1 S: 5	H: 0 LOB: 0 BB: 0 P: 5	R: 1 E: 1 K: 0 S: 5	H: 1 LOB: 2 BB: 1 P: 9	R: 3 E: 1 K: 0 S: 6	H: 2 LOB: 1 BB: 1 P: 10	R: 0 E: 0 K: 1 S: 6	H: 1 LOB: 1 BB: 0 P: 6	R: 2 E: 0 K: 2 S: 8	H: 1 LOB: 0 BB: 1 P: 12	R: 0 E: 0 K: 1 S: 5	H: 0 LOB: 0 BB: 0 P: 5	R: 0 E: 0 K: 0 S: 4	H: 1 LOB: 1 BB: 0 P: 4	R: 3 E: 0 K: 1 S: 9	H: 4 LOB: 1 BB: 0 P: 9		R: 0 E: 0 K: 0 S: 3	H: 0 LOB: 0 BB: 0 P: 3	1B: 5 2B: 2 3B: 2 HR: 1	SF: 2 SAC: 1 DP: 0 HBP: 0
PITCHER	IP	WLS	BF	H	R	ER	SO	BB	IBB	HBP	BLK	WP	HR	S	P	ERA	WHIP				
Mike Cuellar, L ERA: 1.81 (1, 1)	5.0	L	25	5	6	3	4	3	0	0	0	0	1	30	42	5.40	1.600				
Barry Latman, R ERA: 2.59 (6, 1)	2.0		7	1	0	0	1	0	0	0	0	0	0	9	9	0.00	0.500				
Ron Taylor, R ERA: 4.66 (8, 1)	2.0		10	4	3	3	1	0	0	0	0	0	0	12	12	13.50	2.000				

Batter	1	2	3	4	5	6	7	8	9	AB	R	H	RBI	BB	SO	LOB	BOTTOM				
Jimmy Wynn, R OBP: 0.307, SLG: 0.430 (1, 8)	F9		L7					K		4	1	1	2	0	1	0	Atlanta Braves @ Houston Astros Astrodome, Houston, TX Tue Jul 05 1966, 8:05 PM EDT Att: 20,004 - Dome				
Rusty Staub, L OBP: 0.330, SLG: 0.414 (1, 7)	F7		F5				HR BB	5-3		3	0	0	0	1	0	0					
Felix Mantilla, R OBP: 0.230, SLG: 0.316 (1, 5)	F4						F5	1B		4	0	1	0	0	1	1					
Dave Nicholson, R OBP: 0.407, SLG: 0.497 (1, 9)		HR					F6	F8		4	2	2	2	0	0	1					
John Bateman, R OBP: 0.323, SLG: 0.494 (1, 2)		FC6-5 1B 1B					6-3	K		4	0	1	0	0	1	0					
Bob Aspromonte, R OBP: 0.272, SLG: 0.285 (1, 6)		FC6-5 1B					K	6-3		4	0	1	0	0	1	0					
Chuck Harrison, R OBP: 0.281, SLG: 0.325 (1, 3)		FC6-5 G4-6-3 1-2 2-3f					F5	F7		4	0	1	0	0	0	2					
Bob Lillis, R OBP: 0.274, SLG: 0.279 (1, 4)		G4-6-3					F5	F9		4	1	1	0	0	0	3					
Mike Cuellar, L OBP: 0.294, SLG: 0.094 (5, PH) Ron Brantley, R OBP: 0.336, SLG: 0.325 (6, 1) Barry Latman, R OBP: 0.228, SLG: 0.158 (7, PH) Julio Gotro, R OBP: 0.150, SLG: 1.000 (8, 1) Ron Taylor, R OBP: 0.158, SLG: 0.086 (9, PH)			K				F5	5-3		1	0	0	0	0	1	0					
Inning Stats	R: 0 E: 0 K: 0 S: 3	H: 0 LOB: 0 BB: 0 P: 3	R: 1 E: 0 K: 0 S: 5	H: 3 LOB: 1 BB: 0 P: 5	R: 0 E: 0 K: 1 S: 5	H: 0 LOB: 0 BB: 0 P: 5	R: 1 E: 0 K: 2 S: 8	H: 1 LOB: 0 BB: 0 P: 8	R: 2 E: 0 K: 0 S: 5	H: 2 LOB: 1 BB: 1 P: 9	R: 0 E: 0 K: 1 S: 5	H: 0 LOB: 0 BB: 0 P: 5	R: 0 E: 0 K: 0 S: 3	H: 0 LOB: 0 BB: 0 P: 3	R: 0 E: 0 K: 1 S: 6	H: 1 LOB: 1 BB: 0 P: 6		R: 0 E: 1 K: 1 S: 7	H: 1 LOB: 2 BB: 0 P: 7	1B: 4 2B: 1 3B: 0 HR: 3	SF: 0 SAC: 0 DP: 1 HBP: 0
PITCHER	IP	WLS	BF	H	R	ER	SO	BB	IBB	HBP	BLK	WP	HR	S	P	ERA	WHIP				
Denny Lemaster, L ERA: 3.93 (1, 1)	9.0	W	36	8	4	4	6	1	0	0	0	0	3	47	51	4.00	1.000				



Batter	1	2	3	4	5	6	7	8	9	AB	R	H	RBI	BB	SO	LOB	TOP								
Felipe Alou, R OBP: 0.332, SLG: 0.500 (1, 9)	F4	F9		HR	5-3			5-3		5	1	1	0	0	0	2									
Mack Jones, L OBP: 0.328, SLG: 0.512 (1, 8)	K		2B	HR		F2			2B	5	2	3	2	0	1	0									
Rico Carty, R OBP: 0.390, SLG: 0.423 (1, 7)	PB		1B	2B	F7	F3		F9		5	1	2	1	0	0	1									
Joe Torre, R OBP: 0.362, SLG: 0.549 (1, 2)	F7		2B	1B	HR		K		6-3	5	2	2	2	0	1	2									
Eddie Mathews, L OBP: 0.309, SLG: 0.350 (1, 5)		3-1	K	SF7				4-3		4	1	1	0	1	1	1									
Denis Menke, R OBP: 0.386, SLG: 0.426 Clay Carroll, R (7, 1)	1B	BB	F8	SF7			G5-4-3		K	1	1	0	1	1	0	1									
Frank Bolling, R OBP: 0.192, SLG: 0.200 (1, 4)	1B				5-3		G5-4-3			4	0	2	1	0	0	1									
Woody Woodward, R OBP: 0.331, SLG: 0.322 (1, 6)	1B	IBB				F2		F6		3	0	1	1	1	0	0									
Don Schwall, R OBP: 0.143, SLG: 0.077 Gary Geiger, L OBP: 0.313, SLG: 0.398 (7, 9)	K	6-3			5-3			G3		3	0	0	0	0	1	4									
Inning Stats	R: 0 E: 0 K: 1 S: 6	H: 1 LOB: 1 BB: 0 P: 6	R: 1 E: 0 K: 1 S: 7	H: 2 LOB: 2 BB: 1 P: 11	R: 3 E: 0 K: 1 S: 9	H: 4 LOB: 2 BB: 1 P: 13	R: 4 E: 0 K: 0 S: 7	H: 4 LOB: 0 BB: 0 P: 7	R: 0 E: 0 K: 0 S: 3	H: 0 LOB: 0 BB: 0 P: 3	R: 0 E: 0 K: 0 S: 5	H: 0 LOB: 0 BB: 0 P: 5	R: 0 E: 0 K: 0 S: 2	H: 0 LOB: 0 BB: 0 P: 3	R: 0 E: 0 K: 0 S: 3	H: 0 LOB: 0 BB: 0 P: 3	R: 0 E: 0 K: 1 S: 6	H: 1 LOB: 2 BB: 1 P: 10	1B: 5 2B: 3 3B: 2 HR: 2	SF: 1 SAC: 0 DP: 1 HBP: 1	WP: 0 PB: 1 SB: 0 CS: 0	PA: 42			
PITCHER	IP	WLS	BF	H	R	ER	SO	BB	IBB	HBP	BLK	WP	HR	S	P	ERA	WHIP								
Turk Farrell, R ERA: 5.04 (1, 1)	3.1	L	22	10	7	7	3	1	1	0	0	0	2	26	34	18.90	3.300								
Ron Taylor, R ERA: 4.55 (4, 1)	0.2		3	1	1	1	0	0	0	0	0	0	0	3	3	13.50	1.500								
Barry Latman, R ERA: 2.57 (5, 1)	3.0		9	0	0	0	1	0	0	1	0	0	0	10	11	0.00	0.000								
Jim Owens, R ERA: 3.55 (8, 1)	1.0		3	0	0	0	0	0	0	0	0	0	0	3	3	0.00	0.000								
Claude Raymond, R ERA: 1.47 (9, 1)	1.0		5	1	0	0	1	1	0	0	0	0	0	6	10	0.00	2.000								

Atlanta Braves @ Houston Astros
Astrodome, Houston, TX
Wed Jul 06 1966, 8:05 PM EDT
Att: 28,533 - Dome

AB 37
R 8
H 12
RBI 8
BB 3
SO 5
LOB 14



Batter	1	2	3	4	5	6	7	8	9	AB	R	H	RBI	BB	SO	LOB	BOTTOM								
Lee Maye, L OBP: 0.273, SLG: 0.400 (1, 7)	SH3		1B	FC4					1-3	4	0	2	0	1	0	3									
Ron Brand, R OBP: 0.347, SLG: 0.318 (1, 4)	SH3		1B		6-3		FC6-4		5-3	4	0	1	0	0	0	3									
Jimmy Wynn, R OBP: 0.305, SLG: 0.427 (1, 8)	K		K		K		FC6		6-3	5	0	1	1	0	3	4									
Rusty Staub, L OBP: 0.329, SLG: 0.410 (1, 9)			F8		G3		FC6			3	0	0	0	1	0	4									
John Bateman, R OBP: 0.319, SLG: 0.486 (1, 2)	L7		4-3			5-3			K	4	0	0	0	0	1	4									
Chuck Harrison, R OBP: 0.280, SLG: 0.322 (1, 3)				F7		F2		5-3		4	0	1	0	0	0	0									
Bob Aspromonte, R OBP: 0.276, SLG: 0.286 (1, 5)		5-3		FC4-6		F6				3	0	1	0	1	0	1									
Bob Lillis, R OBP: 0.273, SLG: 0.278 (1, 6)		F7					F6		F8	4	0	1	0	0	0	2									
Turk Farrell, R OBP: 0.333, SLG: 0.033 Ron Taylor, R OBP: 0.290, SLG: 1.000 Bill Heath, L OBP: 0.318, SLG: 0.158 Barry Latman, R OBP: 0.329, SLG: 0.398 Felix Mantilla, R OBP: 0.294, SLG: 0.398 Jim Owens, R Claude Raymond, R Dave Nicholson, R (1, 1)		K		FC4-6			FC6-4			1	0	0	0	0	1	1									
Inning Stats	R: 0 E: 0 K: 1 S: 6	H: 1 LOB: 1 BB: 0 P: 10	R: 0 E: 0 K: 1 S: 6	H: 1 LOB: 0 BB: 0 P: 6	R: 0 E: 0 K: 1 S: 7	H: 2 LOB: 2 BB: 0 P: 7	R: 0 E: 0 K: 0 S: 4	H: 1 LOB: 2 BB: 1 P: 8	R: 0 E: 0 K: 0 S: 5	H: 0 LOB: 0 BB: 0 P: 5	R: 0 E: 0 K: 0 S: 3	H: 0 LOB: 0 BB: 0 P: 3	R: 1 E: 0 K: 0 S: 4	H: 1 LOB: 2 BB: 2 P: 12	R: 0 E: 0 K: 1 S: 6	H: 1 LOB: 1 BB: 0 P: 6	R: 0 E: 0 K: 0 S: 4	H: 1 LOB: 1 BB: 0 P: 4	1B: 7 2B: 1 3B: 0 HR: 0	SF: 0 SAC: 1 DP: 0 HBP: 0	WP: 0 PB: 0 SB: 0 CS: 0	PA: 39			
PITCHER	IP	WLS	BF	H	R	ER	SO	BB	IBB	HBP	BLK	WP	HR	S	P	ERA	WHIP								
Don Schwall, R ERA: 2.19 (1, 1)	6.1	W	28	5	1	1	4	4	0	0	0	0	0	32	48	1.42	1.421								
Clay Carroll, R ERA: 2.35 (7, 1)	2.2	S	11	3	0	0	1	0	0	0	0	0	0	13	13	0.00	1.125								

Atlanta Braves @ Houston Astros
Astrodome, Houston, TX
Wed Jul 06 1966, 8:05 PM EDT
Att: 28,533 - Dome

AB 34
R 1
H 8
RBI 1
BB 4
SO 5
LOB 24



Batter	1	2	3	4	5	6	7	8	9	AB	R	H	RBI	BB	SO	LOB	TOP				
Felipe Alou, R OBP: 0.327, SLG: 0.493 (1, 3)										5	0	0	0	0	2	3	Atlanta Braves @ Los Angeles Dodgers Dodger Stadium, Los Angeles, CA Thu Jul 07 1966, 7:05 PM PDT Att: 25,108 - Unknown				
Mack Jones, L OBP: 0.326, SLG: 0.503 (1, 8)										3	0	0	0	0	0	1					
Hank Aaron, R OBP: 0.387, SLG: 0.599 (1, 9)										3	0	2	2	1	1	0					
Rico Carty, R OBP: 0.388, SLG: 0.417 (1, 7)										3	0	0	0	1	1	3					
Joe Torre, R OBP: 0.358, SLG: 0.541 (1, 2)										4	0	0	0	0	1	3					
Eddie Mathews, L OBP: 0.306, SLG: 0.353 (1, 5)										4	0	1	0	0	0	0					
Frank Bolling, R OBP: 0.194, SLG: 0.202 (1, 4)										4	1	1	0	0	1	1					
Woody Woodward, R OBP: 0.332, SLG: 0.321 (9, PH)										1	0	0	0	1	0	0					
John Hermstein, L OBP: 0.229, SLG: 0.178 (9, PH)										1	0	0	0	0	1	0					
Joey Jay, S OBP: 0.152, SLG: 0.097 (1, 1)										0	0	0	0	0	0	0					
Wade Blasingame, L OBP: 0.290, SLG: 0.281 (3, PR)										0	0	0	0	0	1	0					
Felix Millan, L OBP: 0.299, SLG: 0.342 (3, 1)										0	1	0	0	0	0	0					
Dan Schneider, L OBP: 0.162, SLG: 0.339 (6, PH)										1	0	1	0	0	0	0					
Gary Geiger, L OBP: 0.162, SLG: 0.294 (6, 1)										1	0	0	0	0	1	2					
Chi-Chi Olivo, R OBP: 0.266, SLG: 0.333 (9, PH)										1	0	0	0	0	0	0					
Gene Oliver, R OBP: 0.266, SLG: 0.333 (9, PH)										1	0	0	0	0	1	0					
Inning Stats	R: 0 E: 0 K: 1 S: 5	H: 0 LOB: 0 BB: 0 P: 5	R: 0 E: 0 K: 0 S: 3	H: 0 LOB: 0 BB: 0 P: 3	R: 2 E: 1 K: 1 S: 7	H: 2 LOB: 2 BB: 2 P: 16	R: 0 E: 0 K: 0 S: 3	H: 0 LOB: 0 BB: 0 P: 3	R: 0 E: 1 K: 1 S: 6	H: 1 LOB: 2 BB: 1 P: 10	R: 0 E: 0 K: 0 S: 4	H: 1 LOB: 1 BB: 0 P: 4	R: 0 E: 0 K: 2 S: 7	H: 0 LOB: 0 BB: 0 P: 7	R: 0 E: 0 K: 3 S: 9	H: 0 LOB: 0 BB: 0 P: 9	1B: 4 2B: 1 3B: 0 HR: 0	SF: 0 SAC: 1 DP: 0 HBP: 1	WP: 0 PB: 0 SB: 0 CS: 0	PA: 37	
PITCHER	IP	WLS	BF	H	R	ER	SO	BB	IBB	HBP	BLK	WP	HR	S	P	ERA	WHIP				
Don Drysdale, R ERA: 4.19	(1, 1)	8.0	W	34	5	2	2	6	2	2	1	0	0	0	41	58	2.25	0.875			
Phil Regan, R ERA: 1.52	(9, 1)	1.0	S	3	0	0	0	3	0	0	0	0	0	9	9	0.00	0.000				

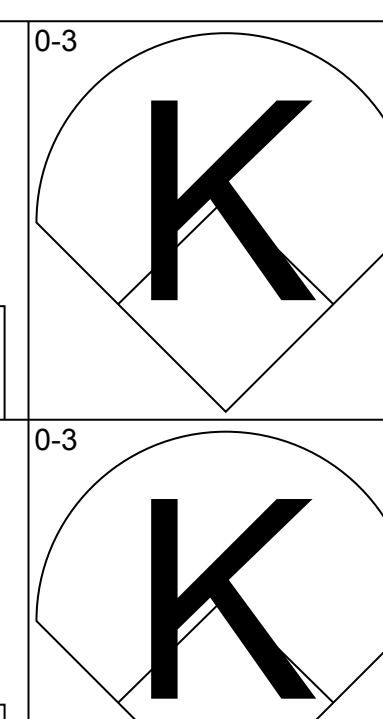
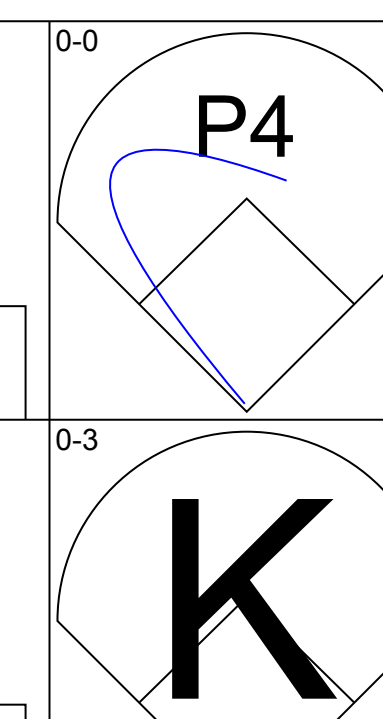
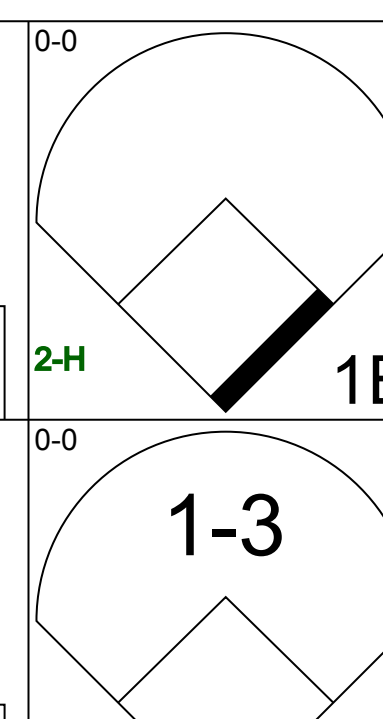
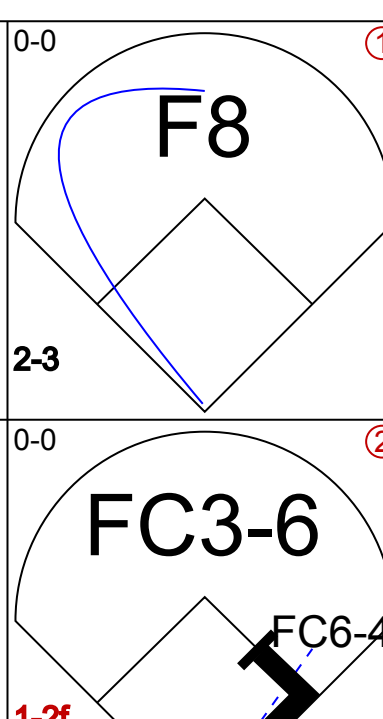
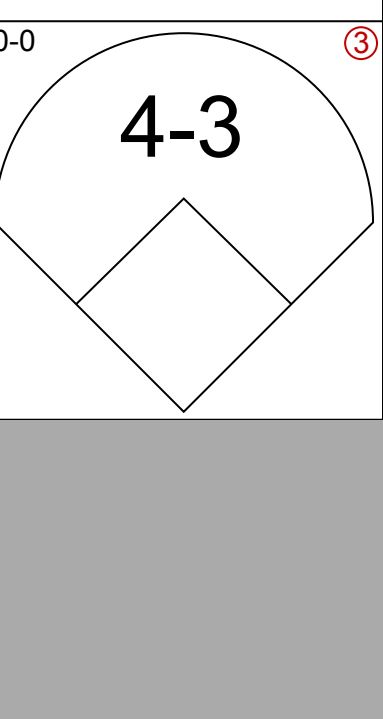
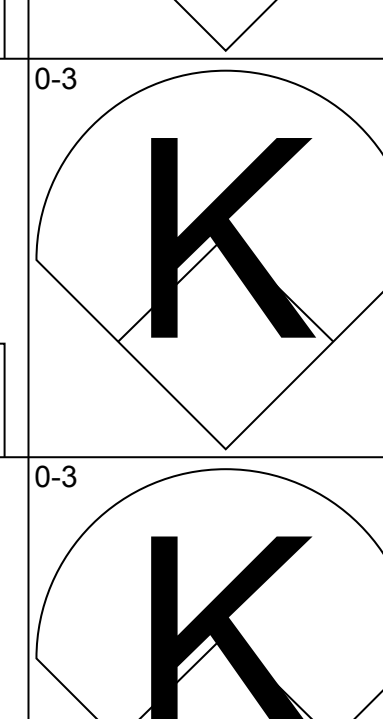
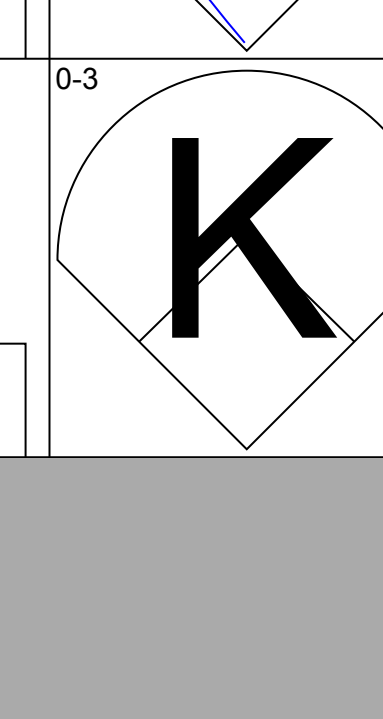
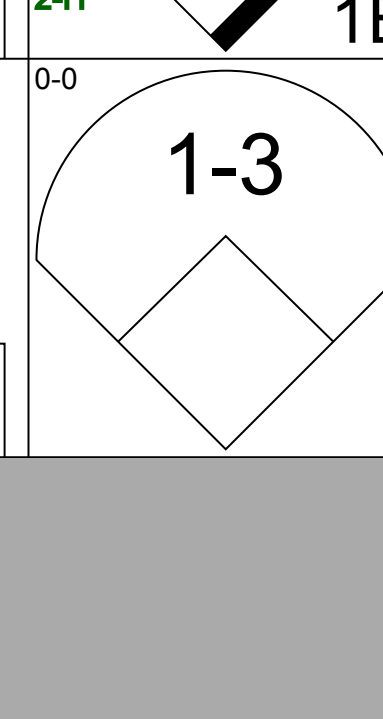
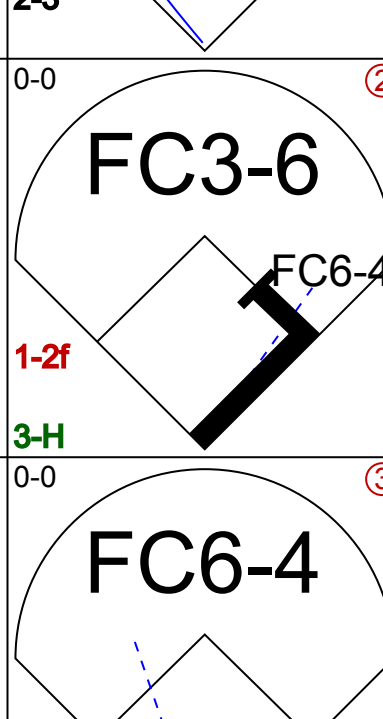
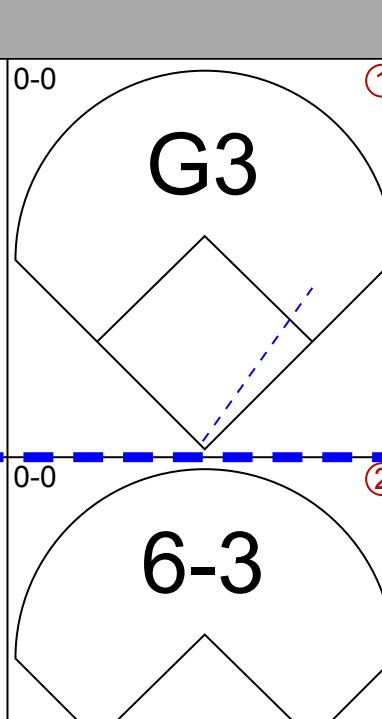
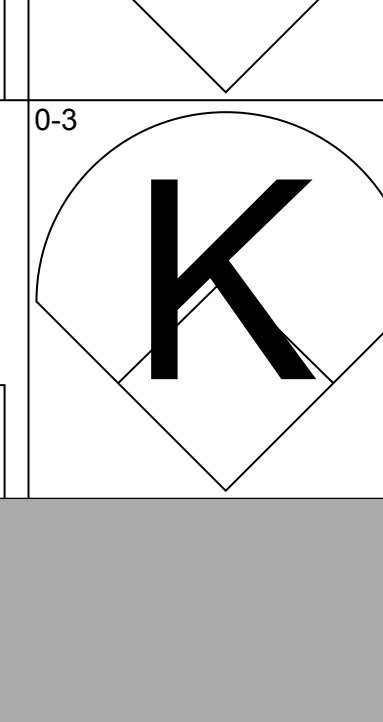
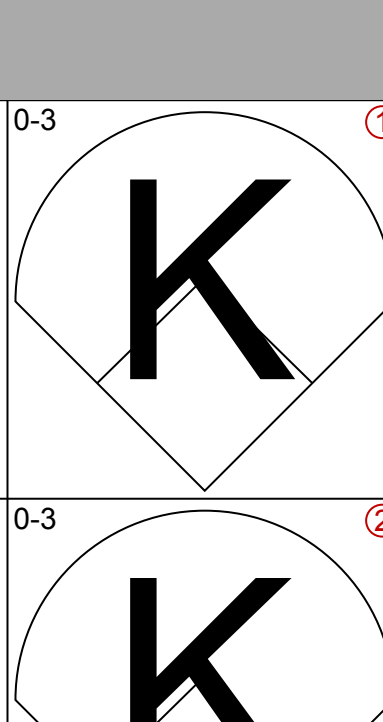
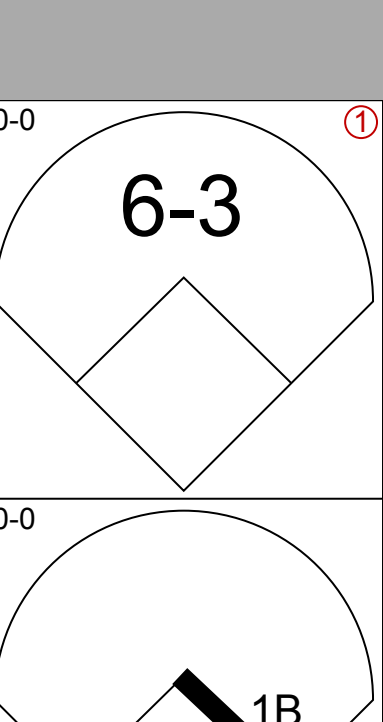
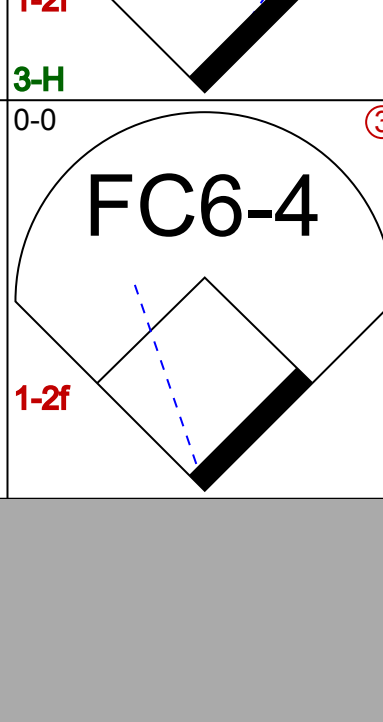
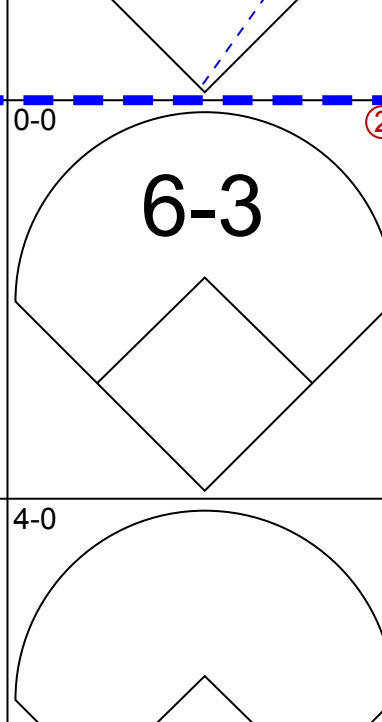
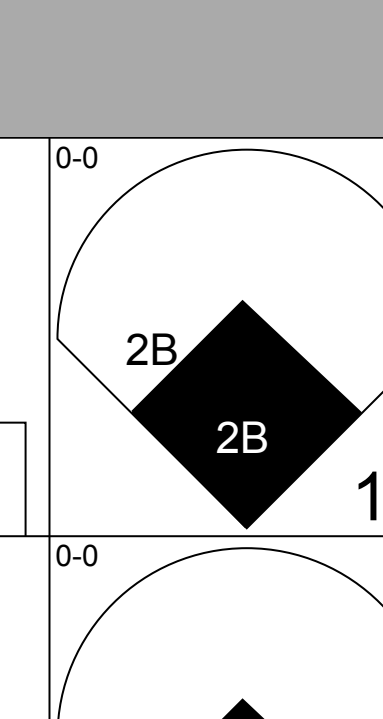
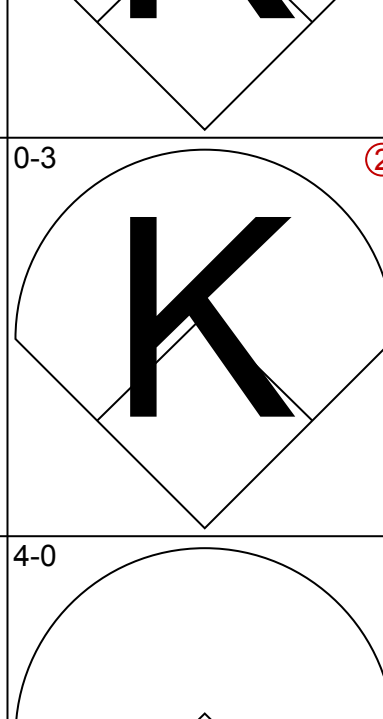
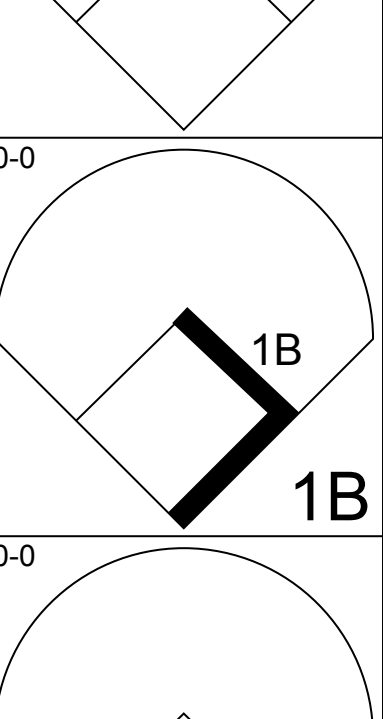
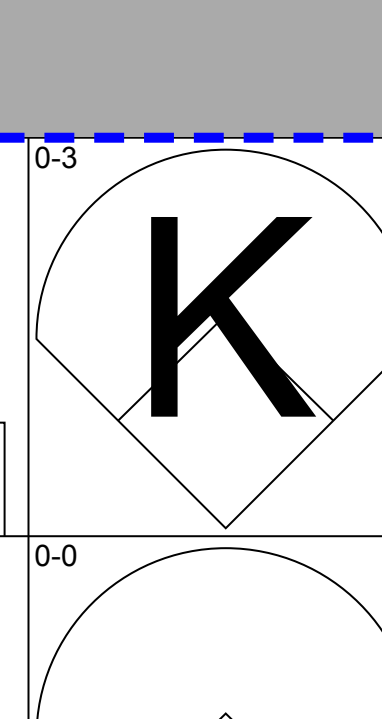
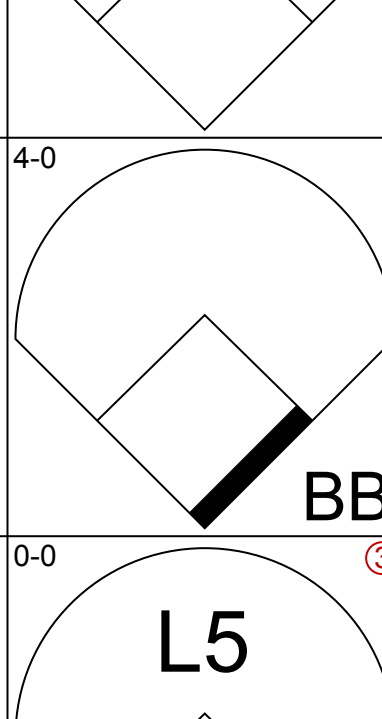
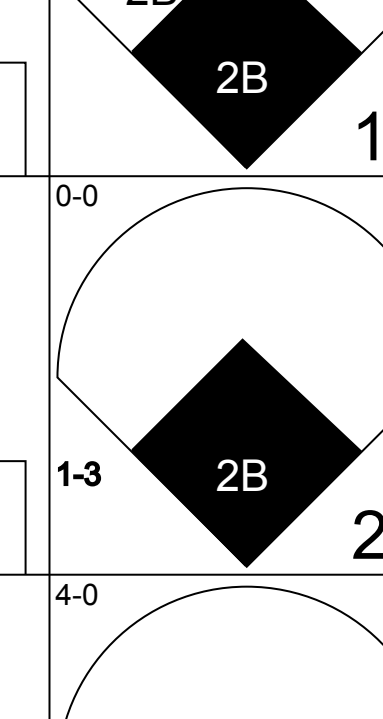
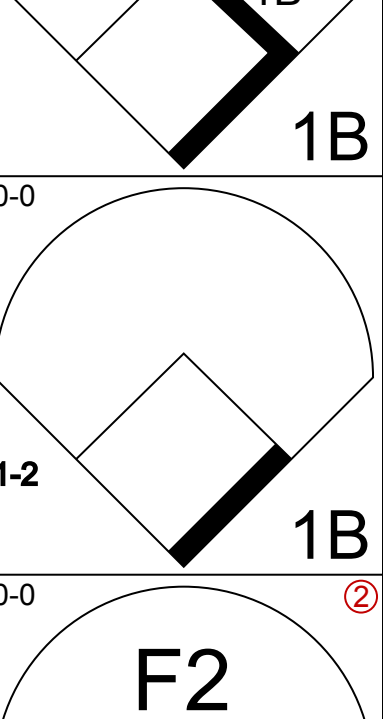
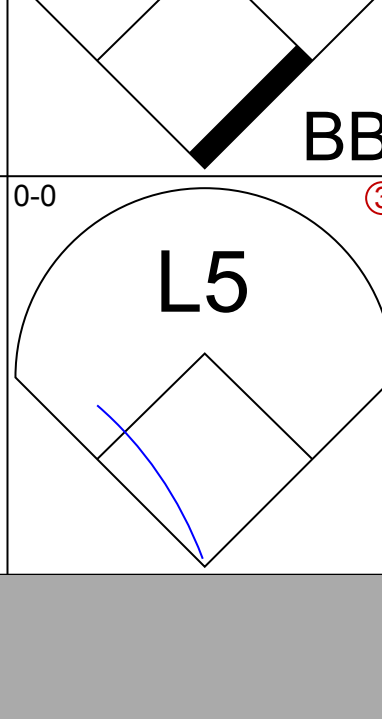
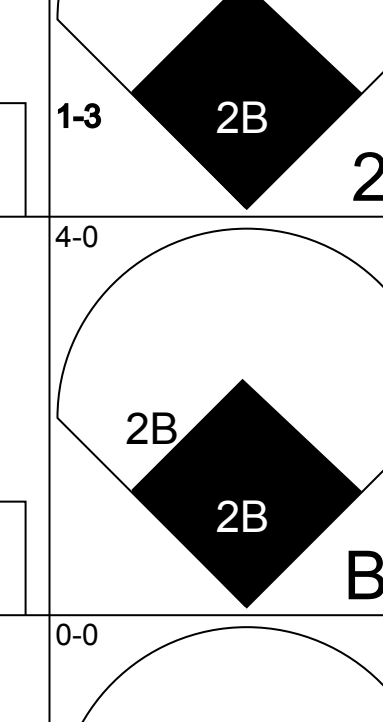
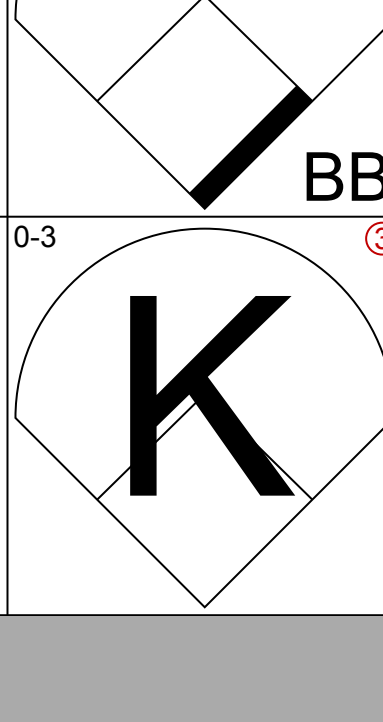
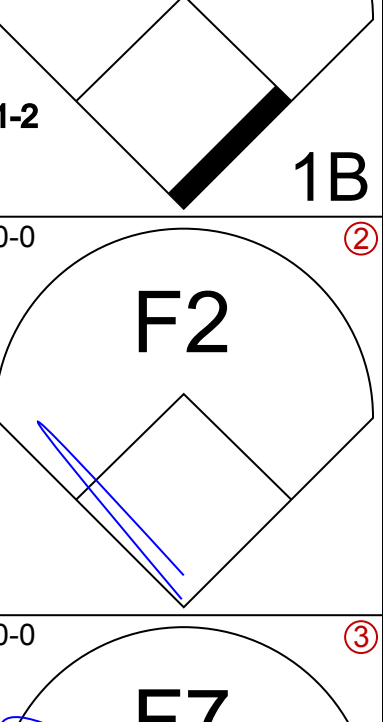
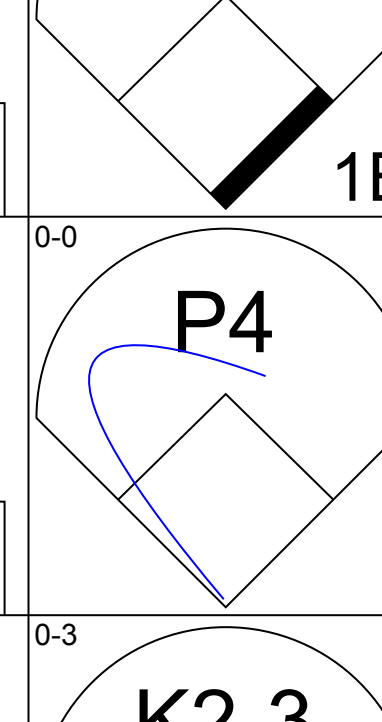
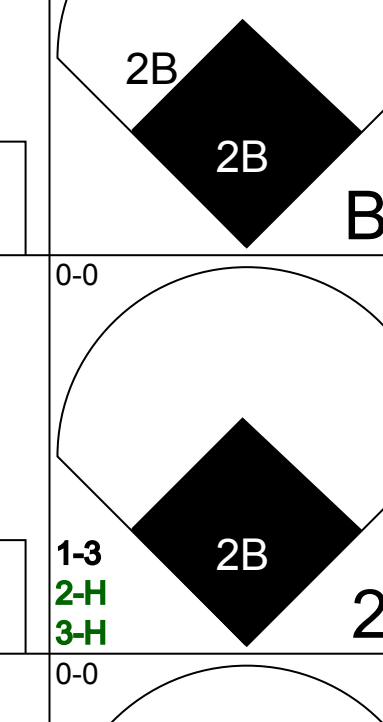
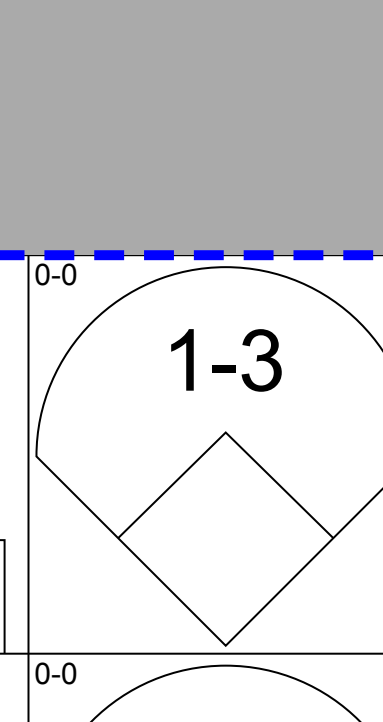
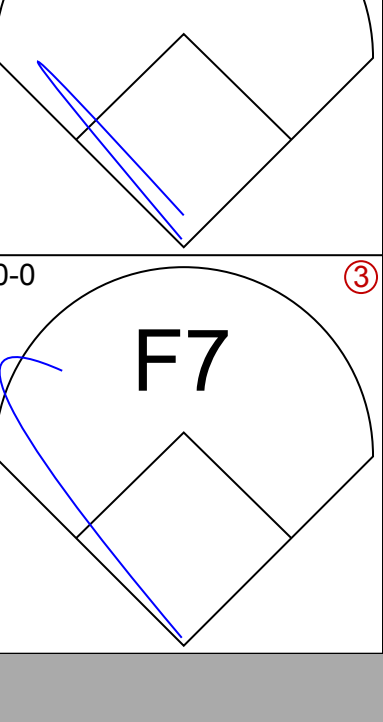
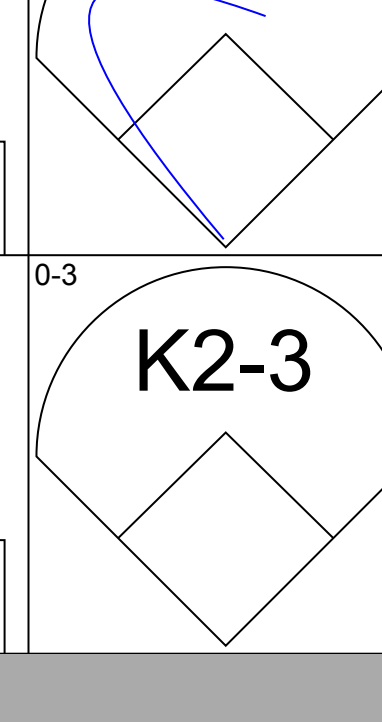
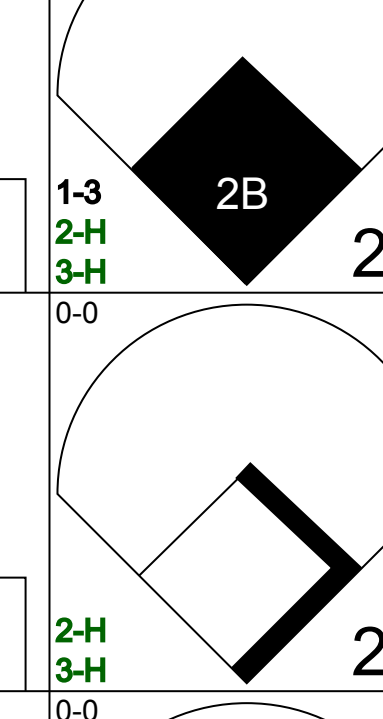
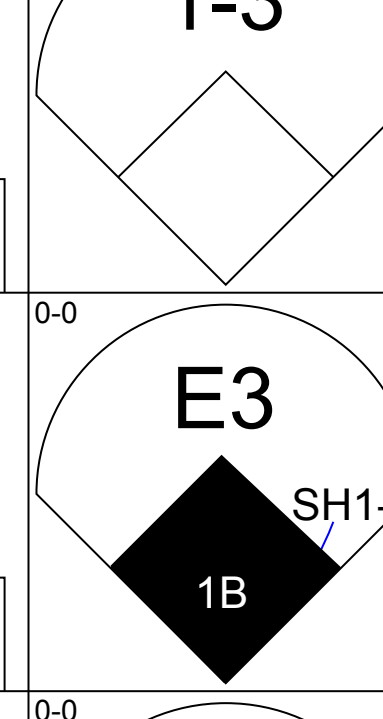
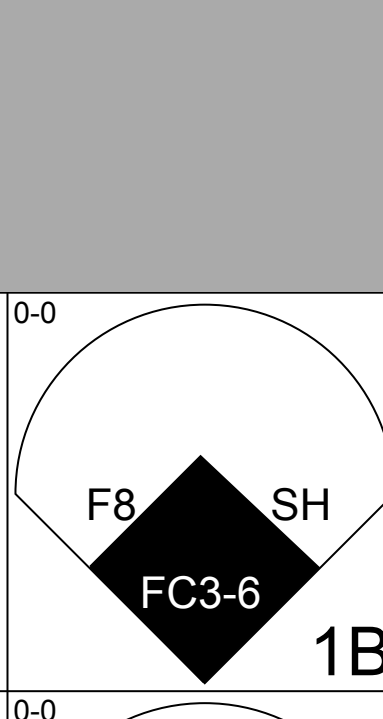
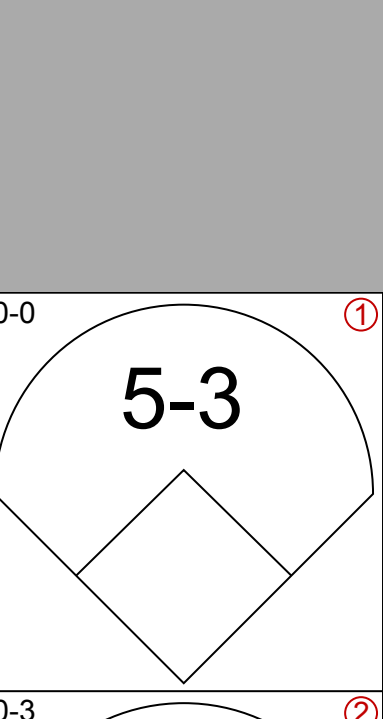
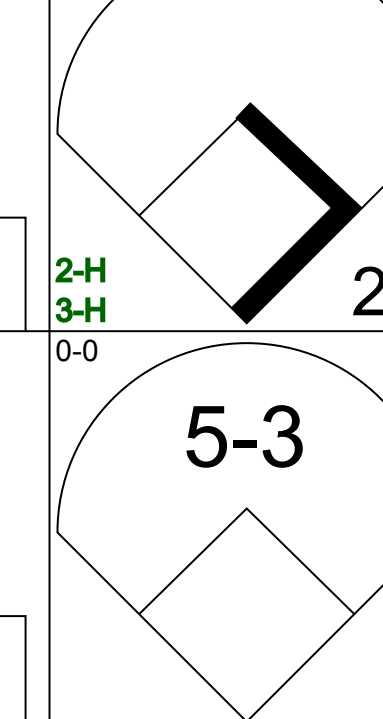
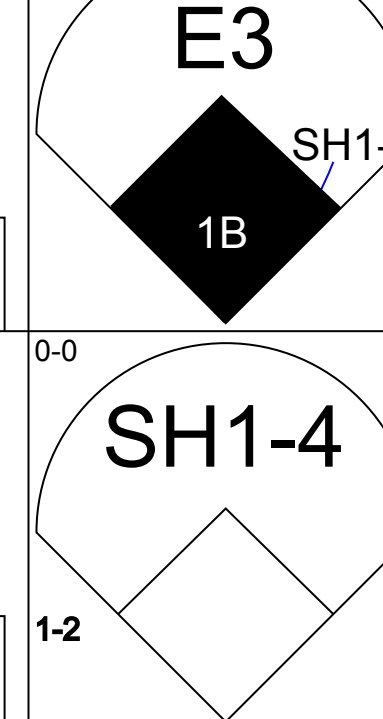
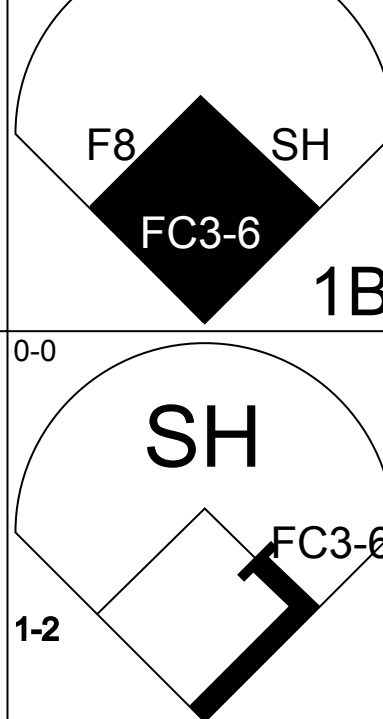
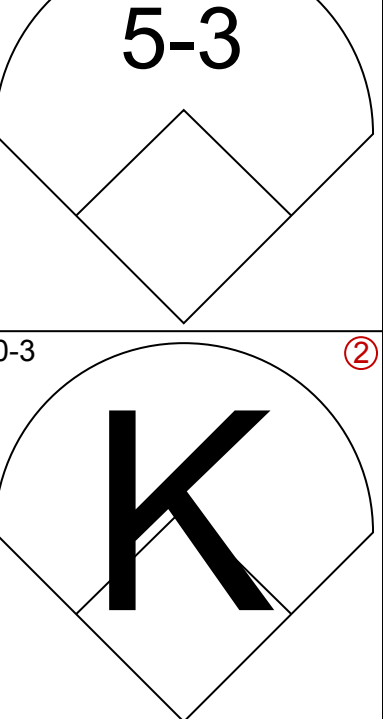
AB 31
R 2
H 5
RBI 2
BB 4
SO 9
LOB 13



Batter	1	2	3	4	5	6	7	8	9	AB	R	H	RBI	BB	SO	LOB	BOTTOM			
Jim Barbieri, L OBP: 0.286, SLG: 0.167 (1, 7)										1	0	0	0	0	0	0	Atlanta Braves @ Los Angeles Dodgers Dodger Stadium, Los Angeles, CA Thu Jul 07 1966, 7:05 PM PDT Att: 25,108 - Unknown			
Lou Johnson, R OBP: 0.318, SLG: 0.407 (3, PH)										3	0	0	0	0	1	4				
Maury Wills, S OBP: 0.347, SLG: 0.349 (1, 6)										4	0	2	1	0	0	1				
Willie Davis, L OBP: 0.297, SLG: 0.374 (1, 8)										3	0	2	0	0	0	2				
Ron Fairly, L OBP: 0.351, SLG: 0.388 (1, 9)										4	0	0	0	0	1	7				
John Roseboro, L OBP: 0.368, SLG: 0.450 (1, 2)										3	1	2	0	1	0	0				
Wes Parker, S OBP: 0.335, SLG: 0.403 (1, 3)										3	1	0	0	0	2	2				
Jim Lefebvre, S OBP: 0.298, SLG: 0.469 (1, 4)										3	0	0	1	0	0	2				
Phil Regan, R OBP: 0.176, SLG: 0.176 (9, 1)										0	0	0	0	0	0	0				
John Kennedy, R OBP: 0.241, SLG: 0.277 (1, 5)										4	1	1	0	0	1	2				
Don Drysdale, R OBP: 0.298, SLG: 0.352 (1, 1)										4	0	3	1	0	0	1				
Nate Oliver, R OBP: 0.290, SLG: 0.237 (8, PR)										0	0	0	0	0	0	0				
Inning Stats	R: 0 E: 0 K: 0 S: 4	H: 1 LOB: 1 BB: 0 P: 4	R: 0 E: 0 K: 1 S: 5	H: 0 LOB: 0 BB: 0 P: 5	R: 1 E: 1 K: 0 S: 6	H: 2 LOB: 2 BB: 0 P: 6	R: 0 E: 0 K: 0 S: 4	H: 1 LOB: 1 BB: 0 P: 4	R: 0 E: 0 K: 2 S: 8	H: 2 LOB: 2 BB: 0 P: 8	R: 0 E: 0 K: 1 S: 7	H: 2 LOB: 2 BB: 0 P: 7	R: 1 E: 1 K: 1 S: 7	H: 1 LOB: 2 BB: 1 P: 11	1B: 9 2B: 0 3B: 1 HR: 0	SF: 1 SAC: 3 DP: 0 HBP: 0	WP: 0 PB: 0 SB: 0 CS: 0	PA: 37		
PITCHER	IP	WLS	BF	H	R	ER	SO	BB	IBB	HBP	BLK	WP	HR	S	P	ERA	WHIP			
Joey Jay, R ERA: 3.87	(1, 1)	3	1	0	0	0	1	0	0	0	0	0	0	6	6	0.00	0.000			
Wade Blasingame, L ERA: 5.4	(1, 1)	1.1	4	0	0	0	1	0	0	0	0	0	0	6	6	0.00	0.000			
Dan Schneider, L ERA: 1.62	(3, 1)	3.0	15	5	1	0	0	0	0	0	0	0	0	15	15	0.00	1.667			
Chi-Chi Olivo, R ERA: 3.58	(6, 1)	3.0	L	15	4	2	1	4	1	0	0	0	0	22	26	3.00	1.667			

AB 32
R 3
H 10
RBI 3
BB 1
SO 5
LOB 21

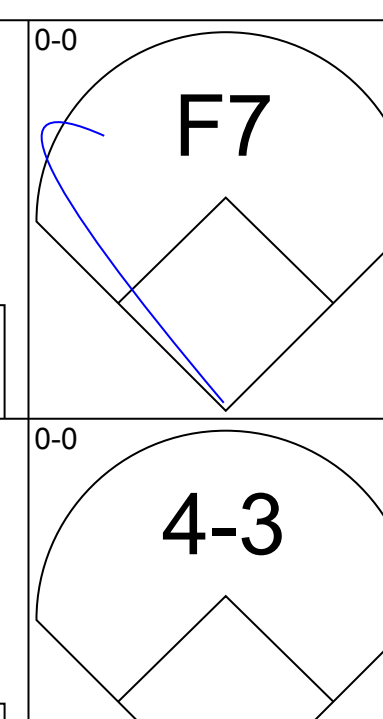
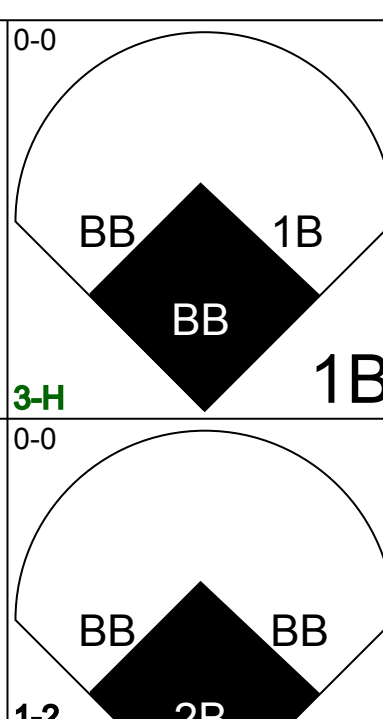
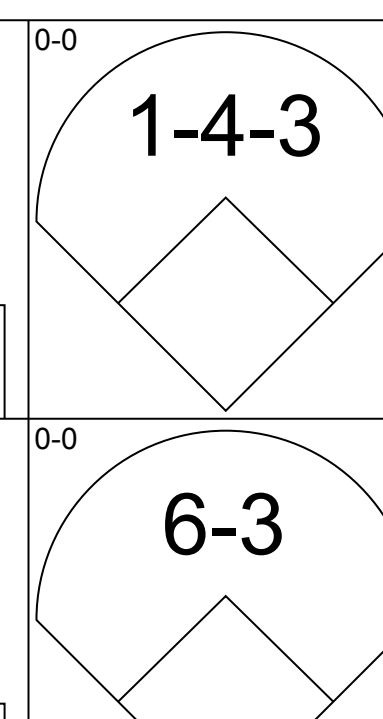
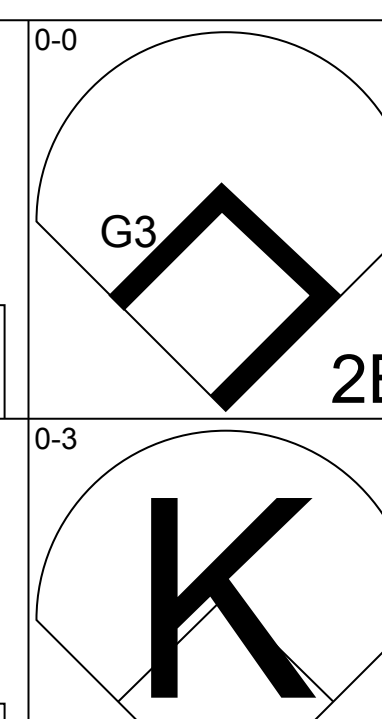

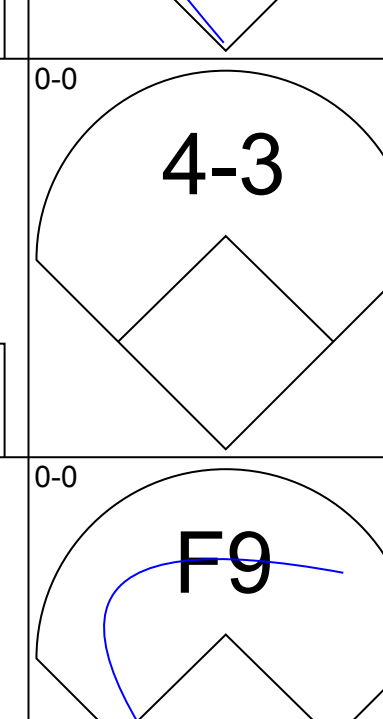
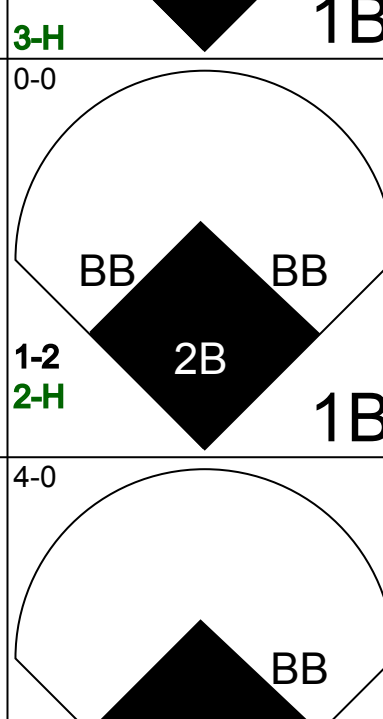
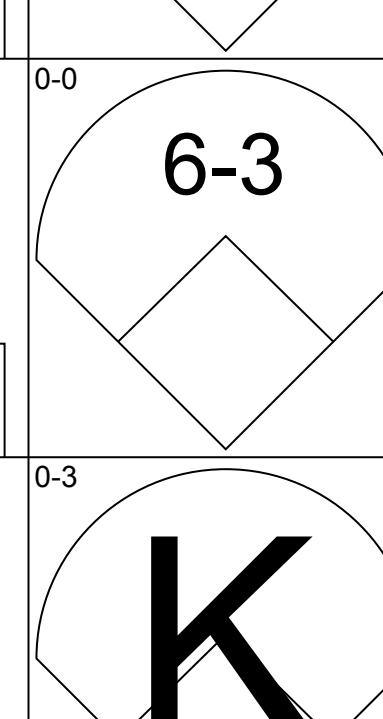
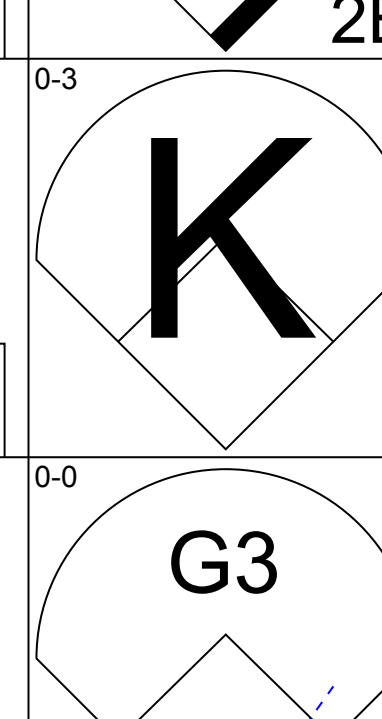
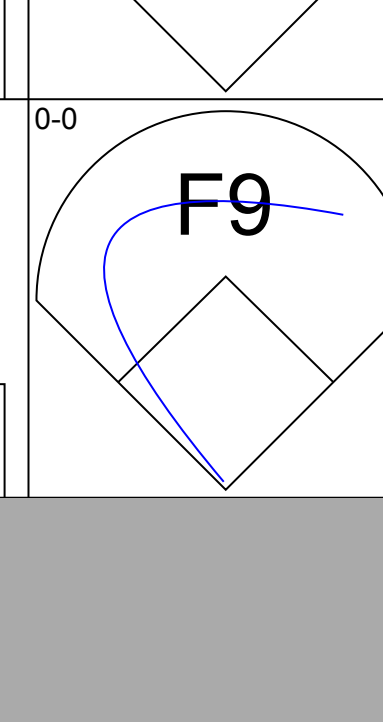
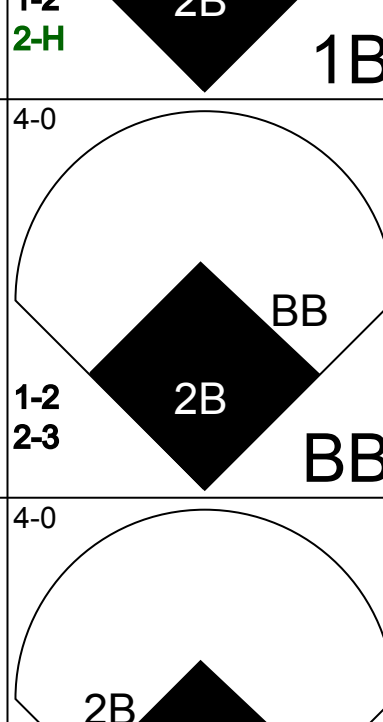
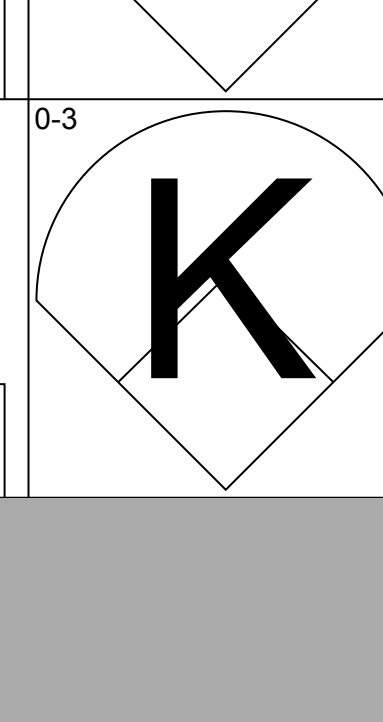
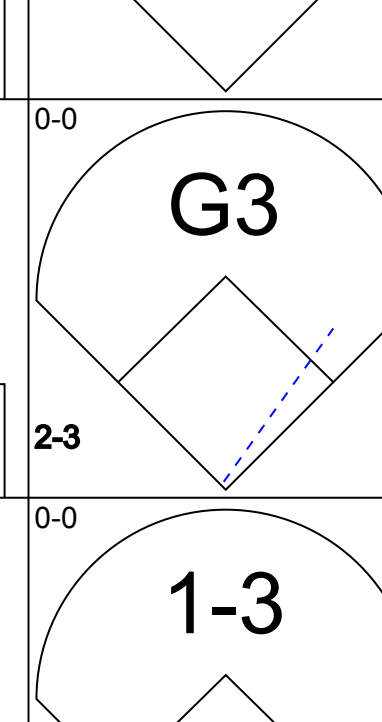
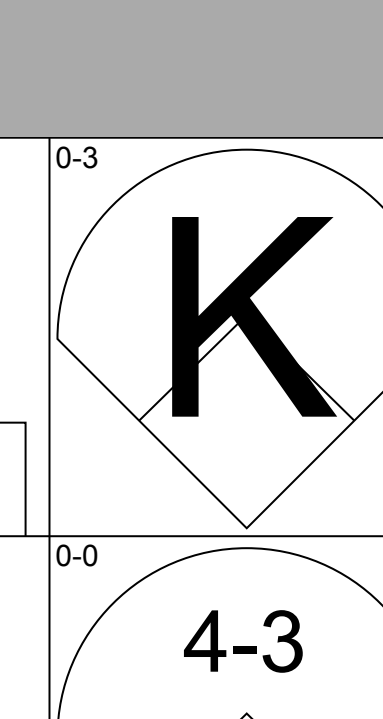
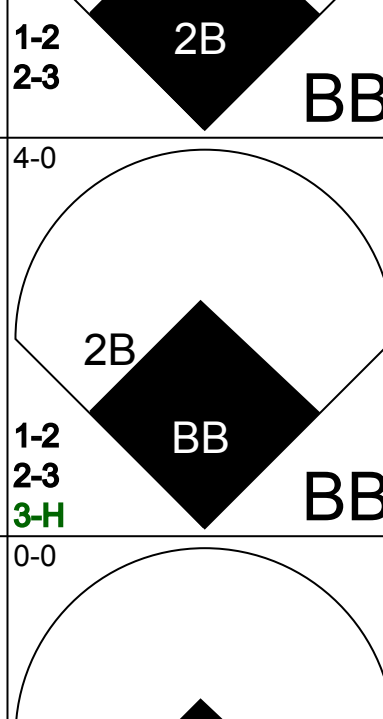

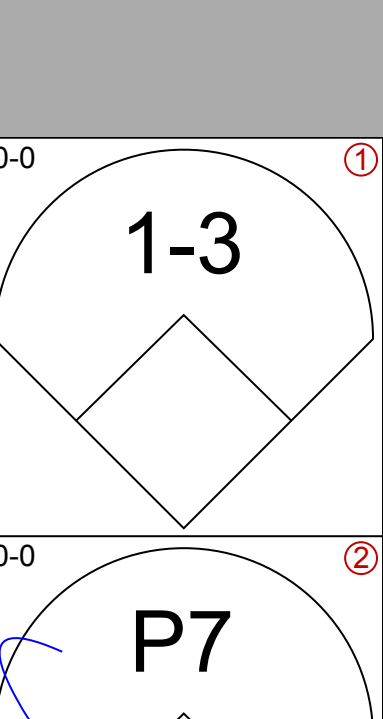
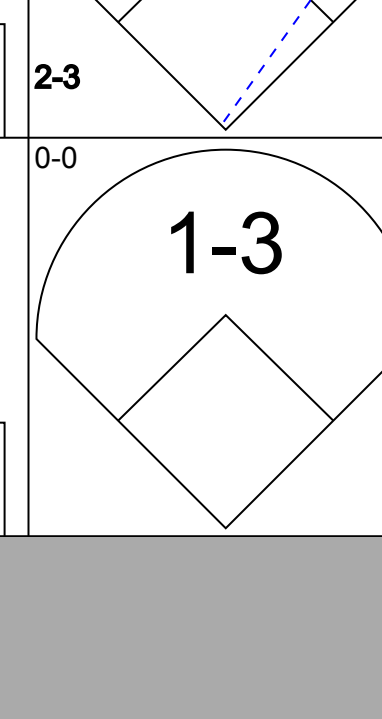
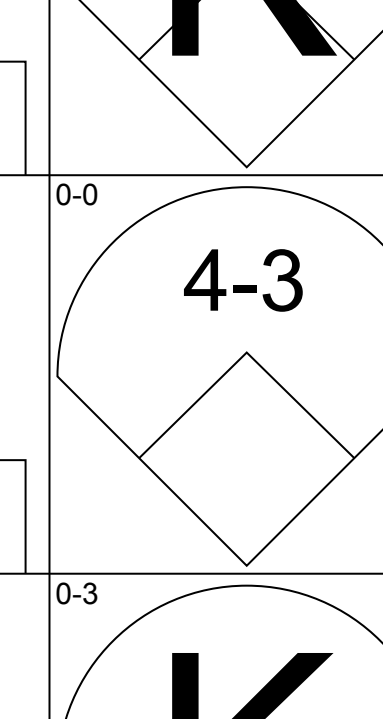
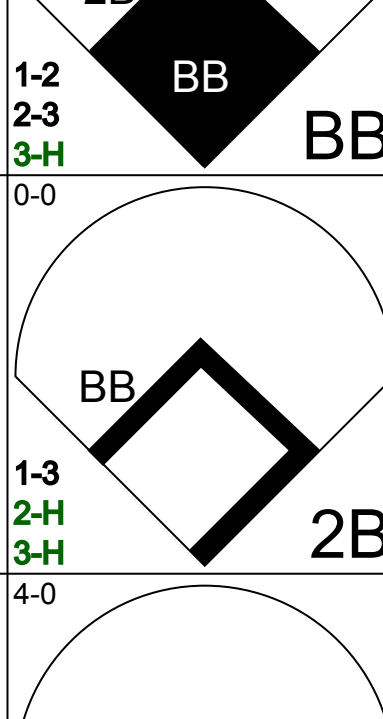

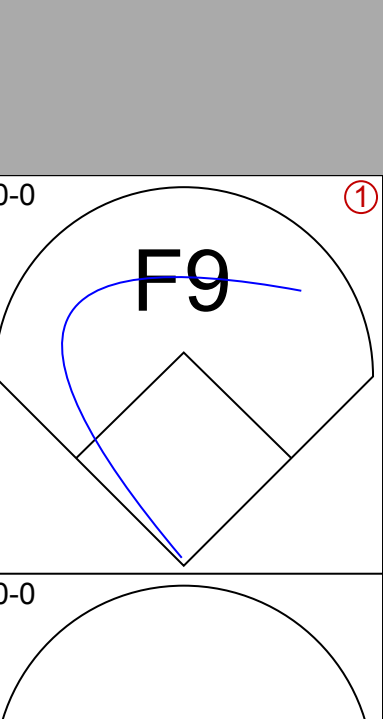
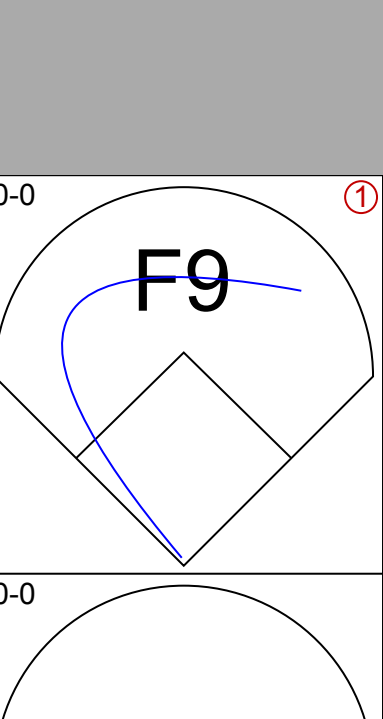
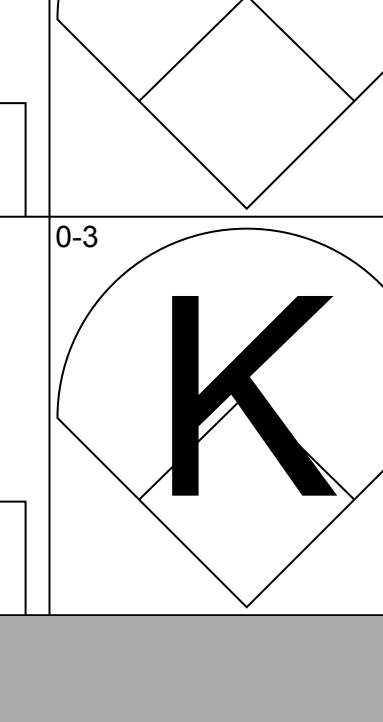
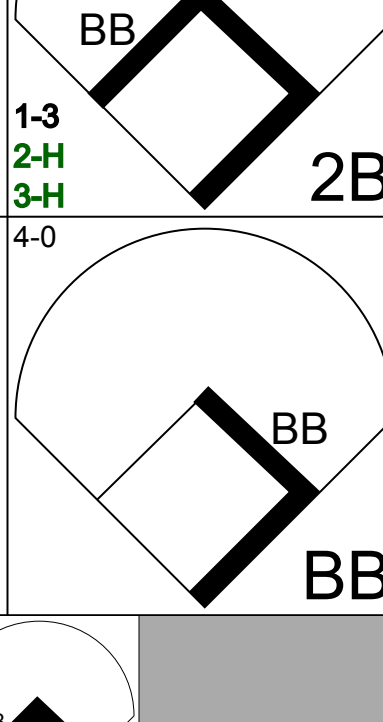
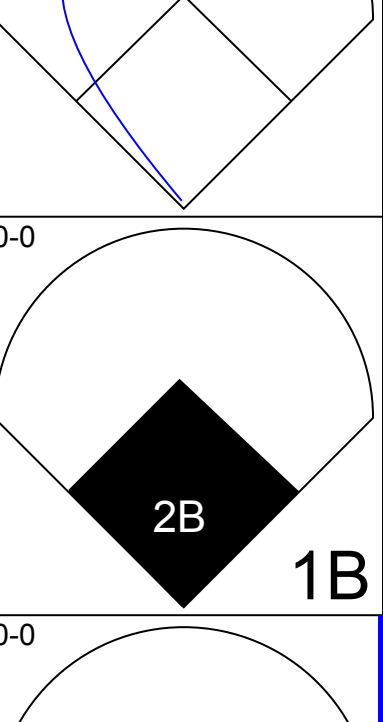
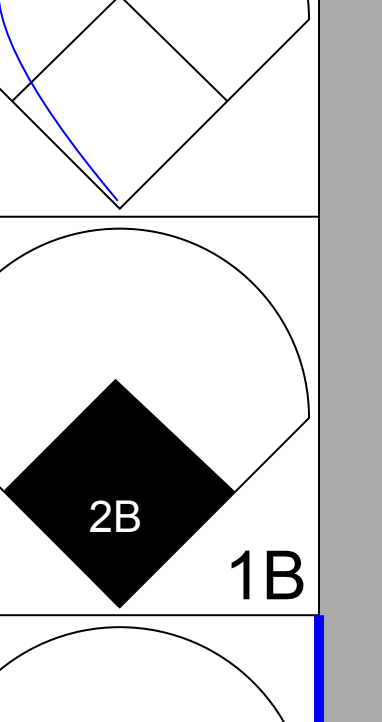
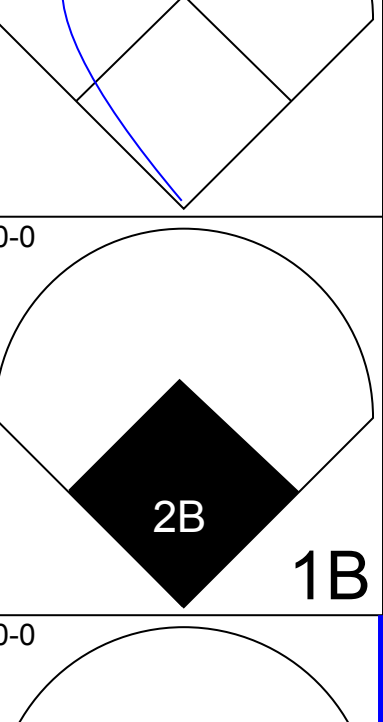
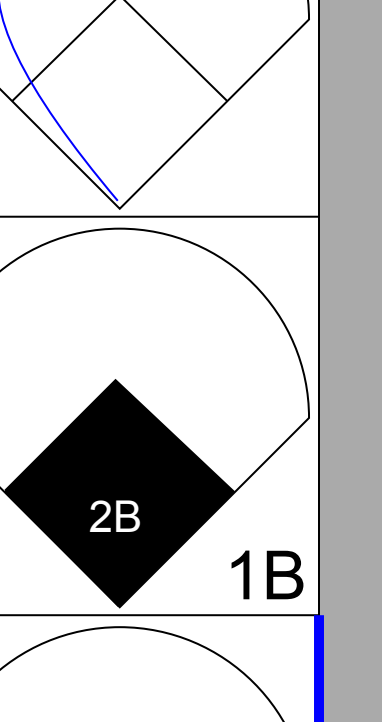
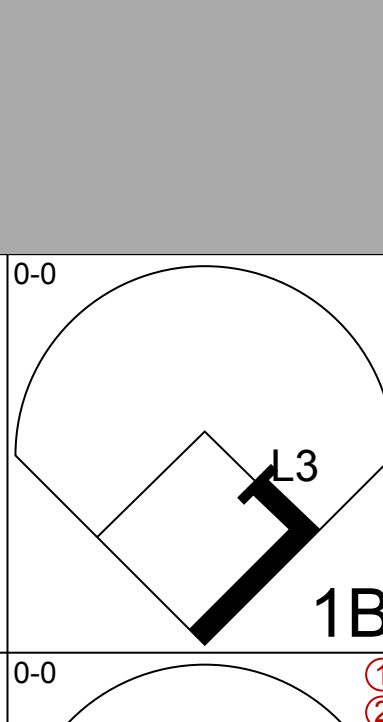
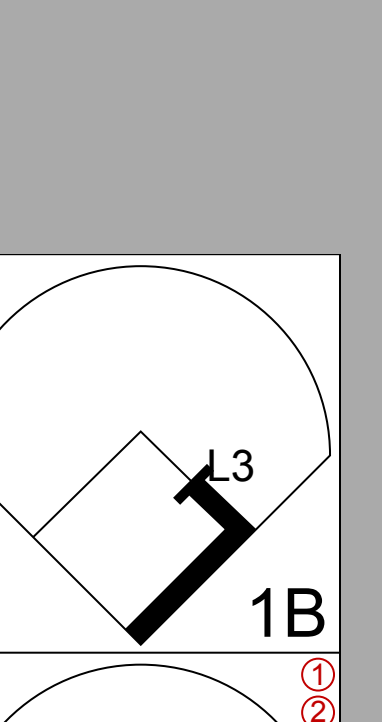
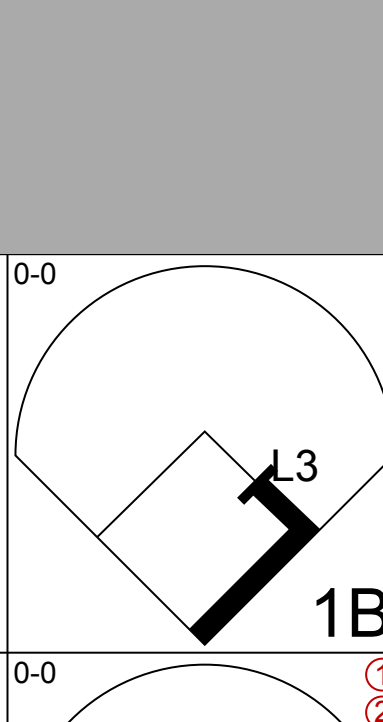
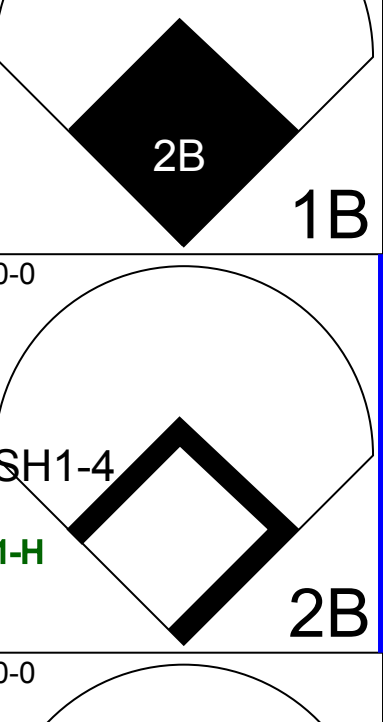
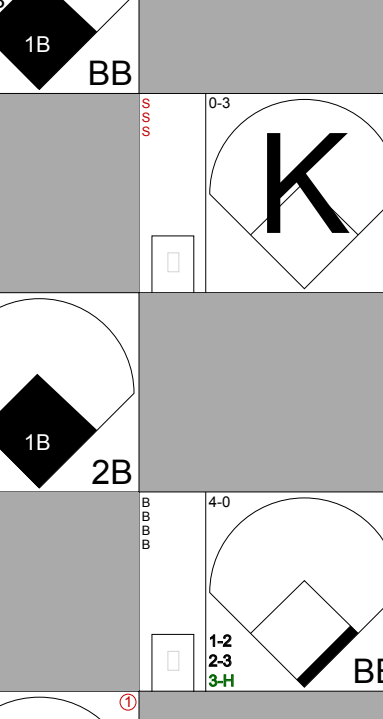
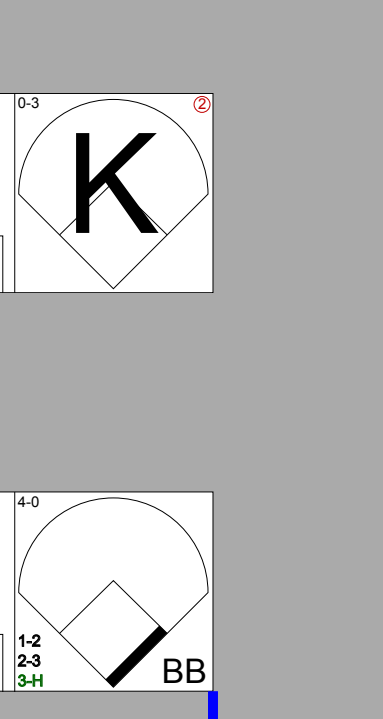
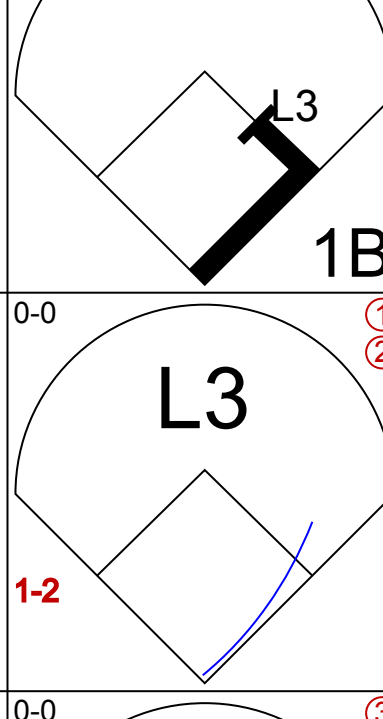
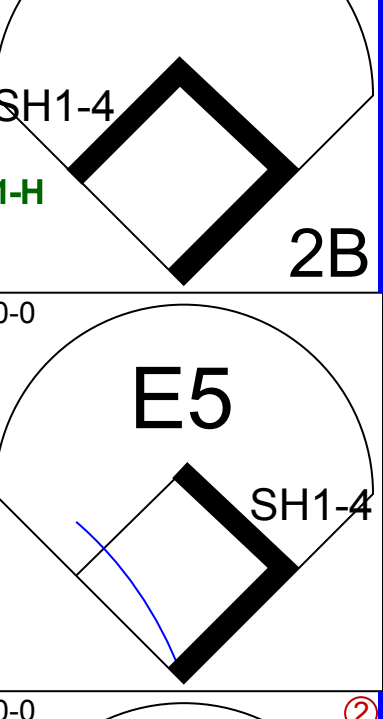
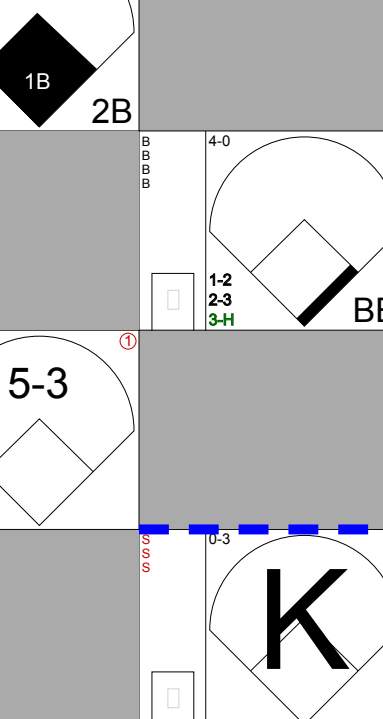
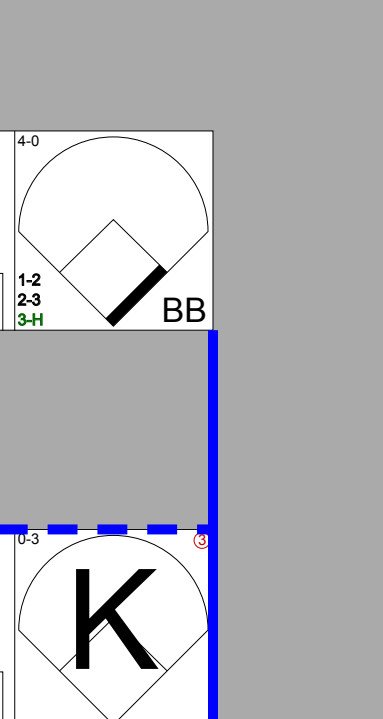
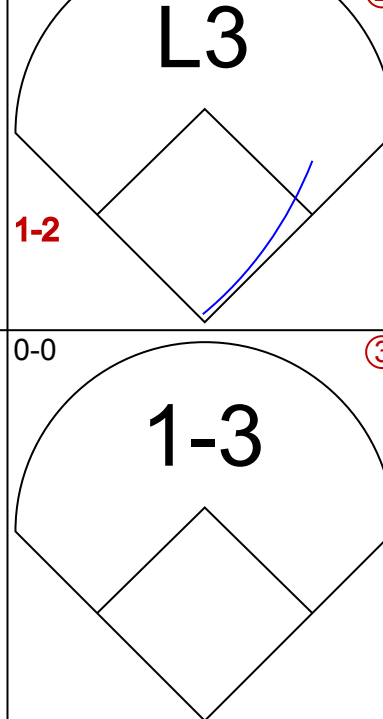
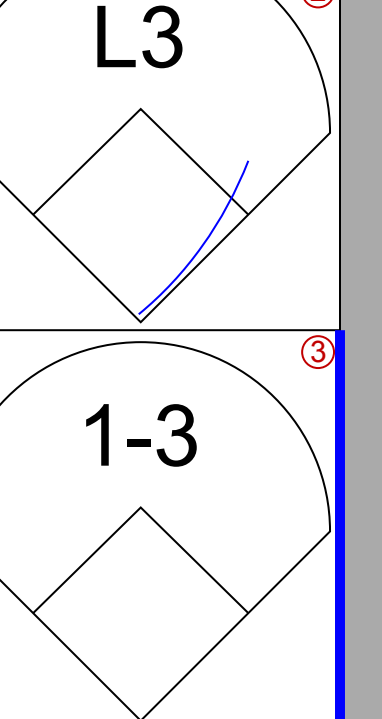
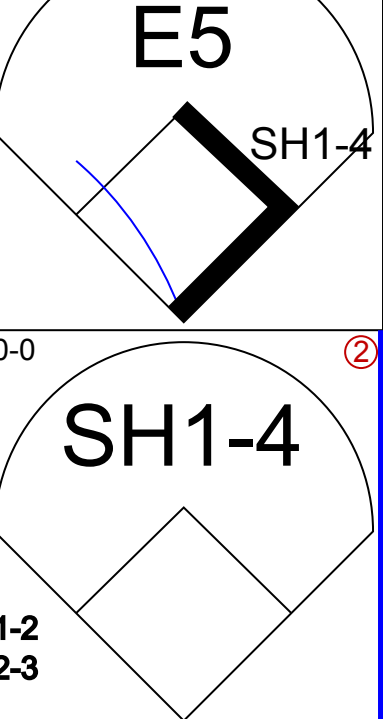
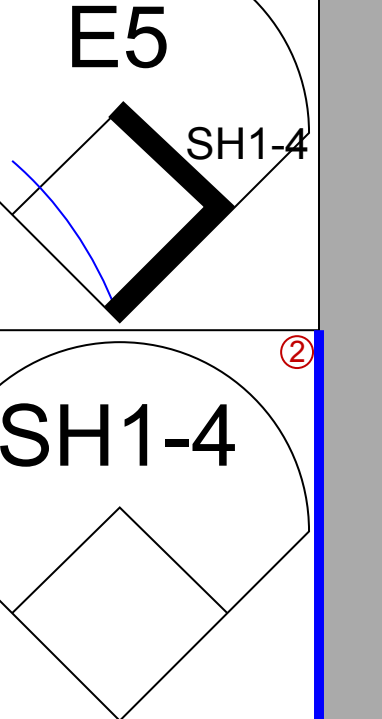
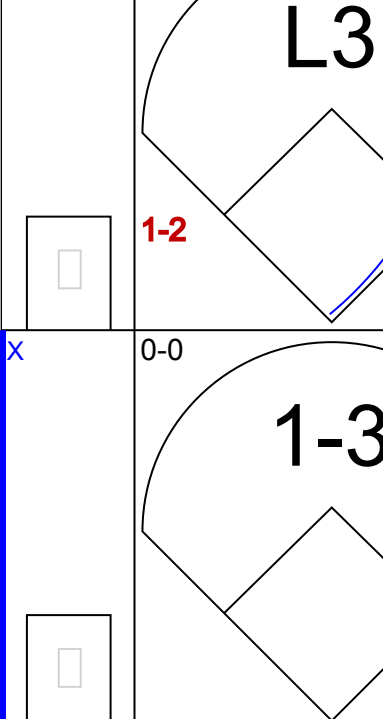
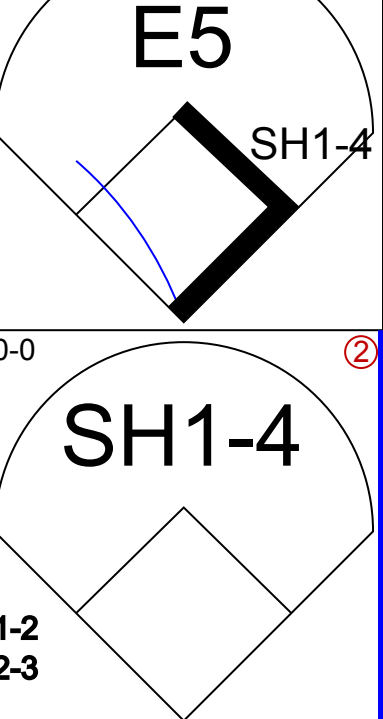


Batter	1	2	3	4	5	6	7	8	9	AB	R	H	RBI	BB	SO	LOB	TOP		
Felipe Alou, R OBP: 0.326, SLG: 0.489 (1, 3)										5	0	1	1	0	1	3			
Mack Jones, L OBP: 0.318, SLG: 0.488 (1, 8)										5	0	0	1	0	2	3			
Hank Aaron, R OBP: 0.382, SLG: 0.589 (1, 9)										5	0	0	0	0	2	1			
Rico Carty, R OBP: 0.391, SLG: 0.419 Felix Milan, R OBP: 0.295, SLG: 0.342 (9, PR)										4	1	2	0	1	2	0			
Joe Torre, R OBP: 0.364, SLG: 0.548 (1, 2)										4	1	3	0	1	0	1			
Eddie Mathews, L OBP: 0.307, SLG: 0.348 (1, 5)										3	1	0	0	1	1	4			
Frank Bolling, R OBP: 0.195, SLG: 0.211 (1, 4)										4	1	1	2	0	1	3			
Woody Woodward, R OBP: 0.335, SLG: 0.328 (1, 6)										4	2	2	2	0	0	0			
Tony Cloninger, R OBP: 0.246, SLG: 0.464 Clay Carroll, R (3, 1)										1	0	0	0	0	0	1			
Inning Stats	R: 0 E: 0 K: 3 S: 9	H: 0 LOB: 0 BB: 0 P: 9	R: 4 E: 0 K: 1 S: 9	H: 4 LOB: 1 BB: 1 P: 13	R: 0 E: 0 K: 3 S: 9	H: 0 LOB: 1 BB: 1 P: 13	R: 1 E: 1 K: 0 S: 5	H: 1 LOB: 1 BB: 0 P: 5	R: 0 E: 0 K: 2 S: 8	H: 1 LOB: 1 BB: 0 P: 8	R: 0 E: 0 K: 1 S: 5	H: 0 LOB: 0 BB: 0 P: 5	R: 0 E: 0 K: 0 S: 3	H: 0 LOB: 1 BB: 1 P: 7	1B: 6 2B: 3 3B: 0 HR: 0	SF: 0 SAC: 2 DP: 0 HBP: 0	WP: 0 PA: 41 PB: 0 SB: 0 CS: 0		
PITCHER	IP	WLS	BF	H	R	ER	SO	BB	IBB	HBP	BLK	WP	HR	S	P	ERA	WHIP		
Don Sutton, R ERA: 3.38 (1, 1)	3.0		15	4	4	4	7	2	0	0	0	0	0	27	35	12.00	2.000		
Joe Moeller, R ERA: 2.3 (4, 1)	3.0	W	15	4	2	1	0	0	0	0	0	0	0	15	15	3.00	1.333		
Ron Perranoski, L ERA: 2.29 (7, 1)	2.1	S	8	1	0	0	3	0	0	0	0	0	0	14	14	0.00	0.429		
Phil Regan, R ERA: 1.5 (9, 1)	0.2		3	0	0	0	0	1	0	0	0	0	0	2	6	0.00	1.500		

Atlanta Braves @ Los Angeles Dodgers
Dodger Stadium, Los Angeles, CA
Fri Jul 08 1966, 7:05 PM PDT
Att: 31,516 - Unknown

AB 36
R 6
H 9
RBI 6
BB 3
SO 10
LOB 16



Batter	1	2	3	4	5	6	7	8	9	AB	R	H	RBI	BB	SO	LOB	BOTTOM		
Jim Barbieri, L OBP: 0.333, SLG: 0.364 Lou Johnson, R OBP: 0.318, SLG: 0.407 (1, 7)										5	1	2	1	0	1	2			
Maury Wills, S OBP: 0.346, SLG: 0.347 (1, 6)										4	1	1	1	0	1	1			
Willie Davis, L OBP: 0.296, SLG: 0.370 (1, 8)										3	1	0	0	1	1	1			
Ron Fairly, L OBP: 0.349, SLG: 0.380 (1, 9)										3	1	0	1	1	1	1			
John Roseboro, L OBP: 0.366, SLG: 0.451 (1, 2)										4	0	1	2	0	0	0			
Wes Parker, S OBP: 0.337, SLG: 0.403 (1, 3)										3	1	1	0	1	2	0			
Jim Lefebvre, S OBP: 0.271, SLG: 0.313 Tommy Davis, R OBP: 0.305, SLG: 0.356 Joe Moeller, R OBP: 0.333, SLG: 0.352 Dick Stuart, R OBP: 0.303, SLG: 0.352 Ron Perranoski, L OBP: 0.290, SLG: 0.237 Phil Regan, R OBP: 0.276, SLG: 0.175 (1, 1)										3	1	2	1	1	1	3			
Nate Oliver, R OBP: 0.290, SLG: 0.237 (6, PR)										0	0	0	0	0	0	0			
John Kennedy, R OBP: 0.250, SLG: 0.287 (1, 5)										3	1	1	1	1	0	2			
Don Sutton, R OBP: 0.271, SLG: 0.313 Tommy Davis, R OBP: 0.305, SLG: 0.356 Joe Moeller, R OBP: 0.333, SLG: 0.352 Dick Stuart, R OBP: 0.303, SLG: 0.352 Ron Perranoski, L OBP: 0.290, SLG: 0.237 Phil Regan, R OBP: 0.276, SLG: 0.175 (1, 1)										0	0	0	0	0	0	0			
Inning Stats	R: 0 E: 0 K: 0 S: 3	H: 0 LOB: 0 BB: 0 P: 3	R: 0 E: 0 K: 2 S: 7	H: 0 LOB: 0 BB: 0 P: 7	R: 6 E: 0 K: 2 S: 11	H: 4 LOB: 3 BB: 5 P: 31	R: 0 E: 0 K: 1 S: 5	H: 0 LOB: 0 BB: 0 P: 5	R: 0 E: 0 K: 1 S: 5	H: 0 LOB: 0 BB: 0 P: 5	R: 0 E: 0 K: 0 S: 3	H: 1 LOB: 0 BB: 0 P: 3	R: 0 E: 0 K: 1 S: 6	H: 1 LOB: 1 BB: 0 P: 6	R: 1 E: 1 K: 1 S: 8	H: 2 LOB: 2 BB: 0 P: 8	1B: 4 2B: 5 3B: 0 HR: 0	SF: 0 SAC: 1 DP: 1 HBP: 0	WP: 0 PA: 37 PB: 0 SB: 0 CS: 0
PITCHER	IP	WLS	BF	H	R	ER	SO	BB	IBB	HBP	BLK	WP	HR	S	P	ERA	WHIP		
Tony Cloninger, R ERA: 4.58 (1, 1)	2.2		17	4	6	6	3	5	0	0	0	0	0	18	38	20.25	3.375		
Clay Carroll, R ERA: 2.31 (3, 1)	5.1	L	20	4	1	1	5	0	0	0	0	0	0	30	30	1.69	0.750		

Atlanta Braves @ Los Angeles Dodgers
Dodger Stadium, Los Angeles, CA
Fri Jul 08 1966, 7:05 PM PDT
Att: 31,516 - Unknown

AB 31
R 7
H 8
RBI 7
BB 5
SO 8
LOB 15

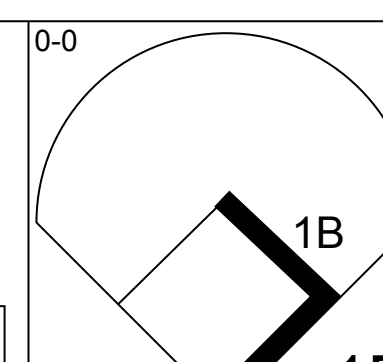
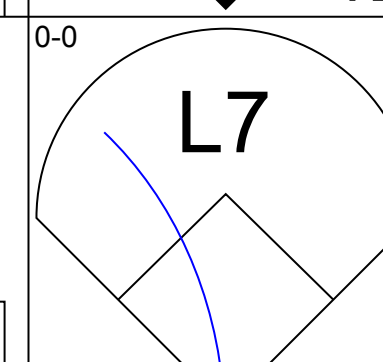
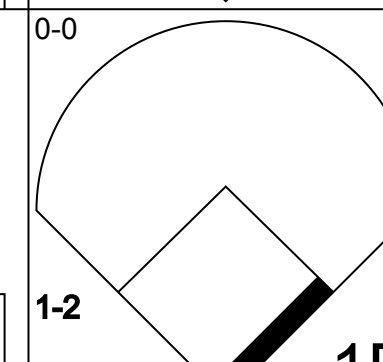
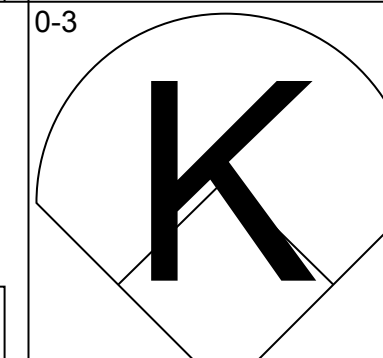
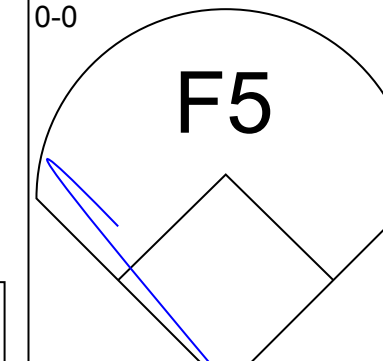

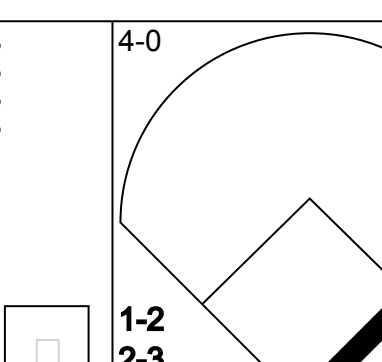
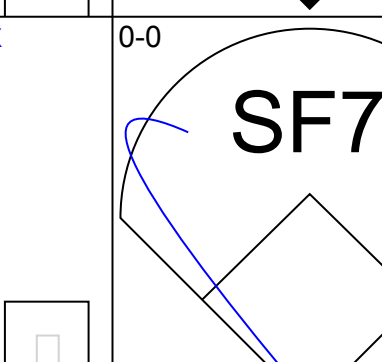
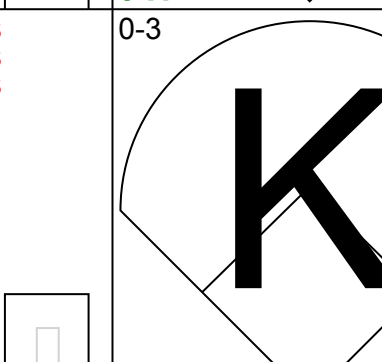


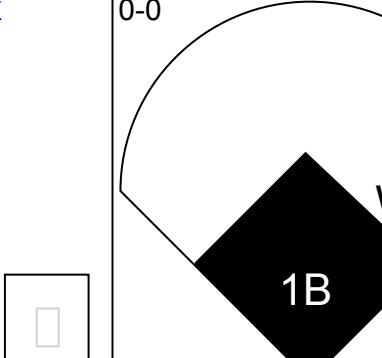
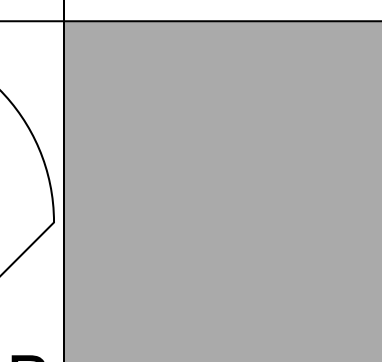
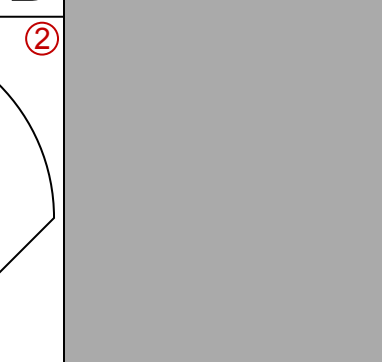
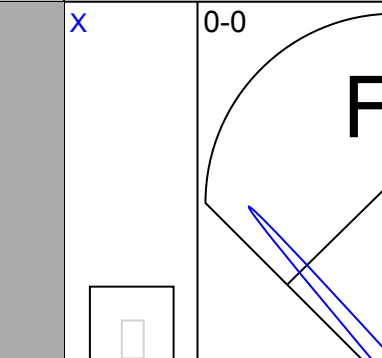
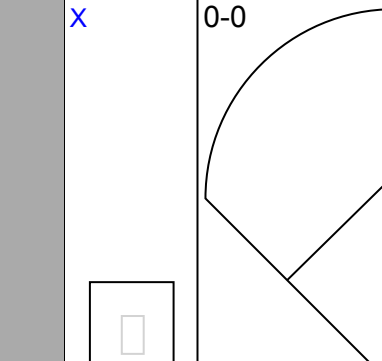
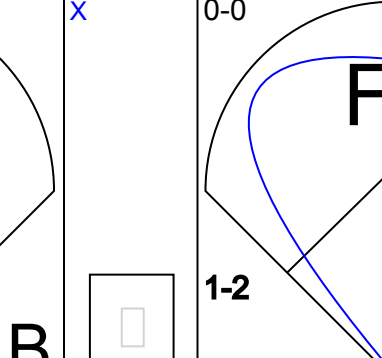
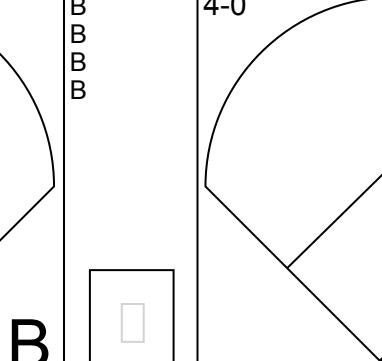
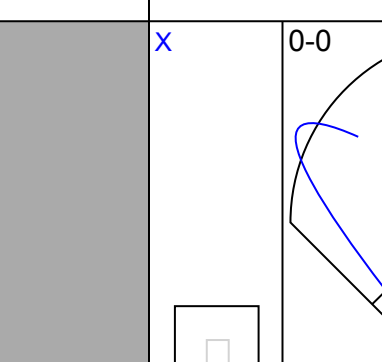
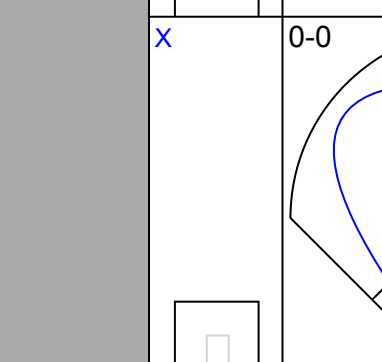

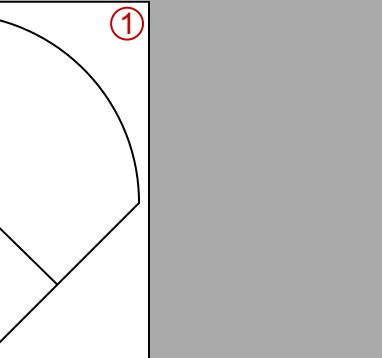
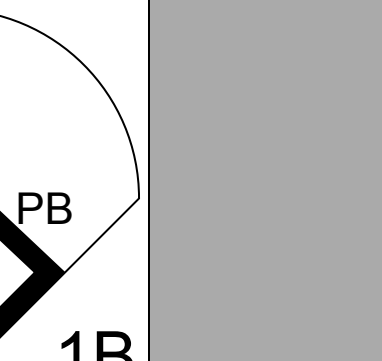
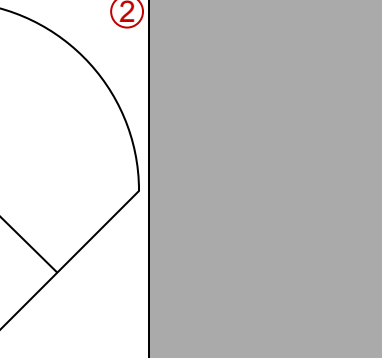
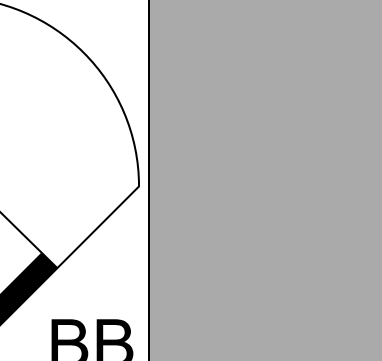

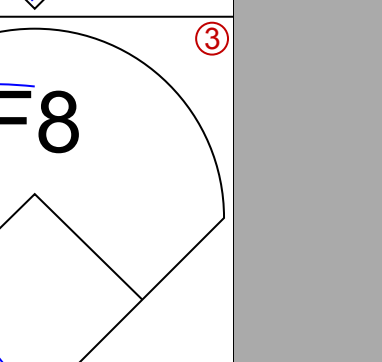
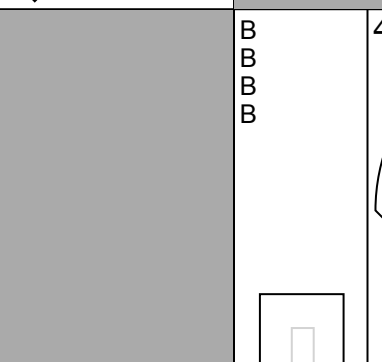
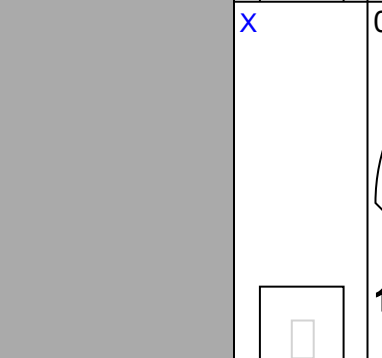
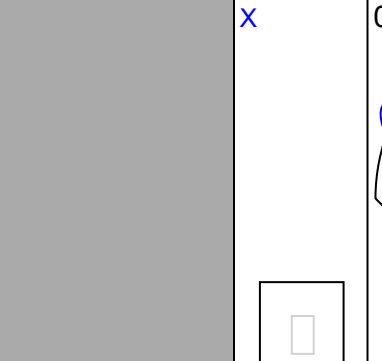
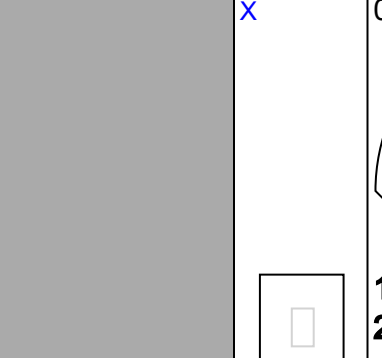
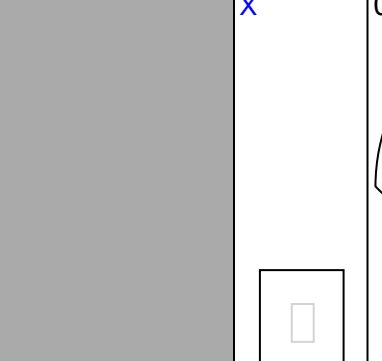
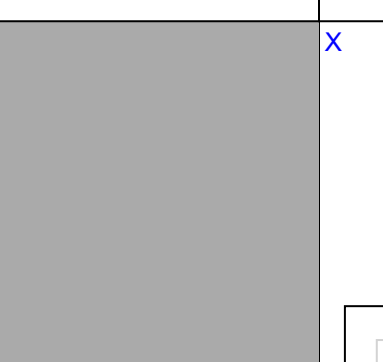
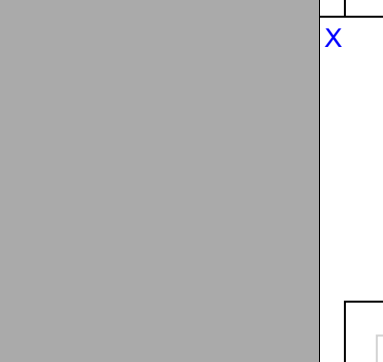
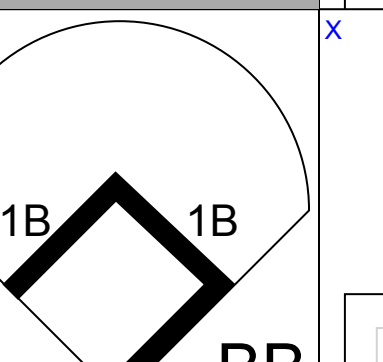
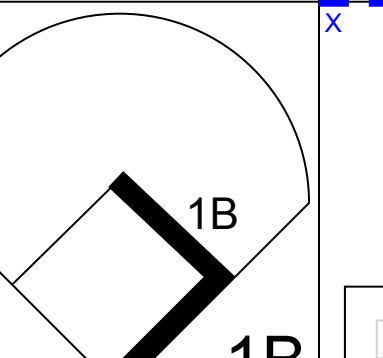
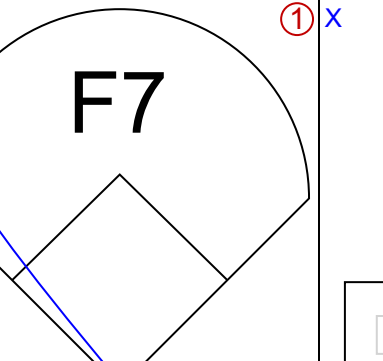
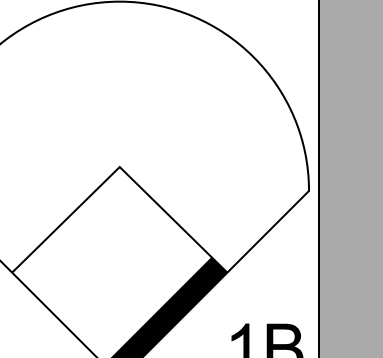
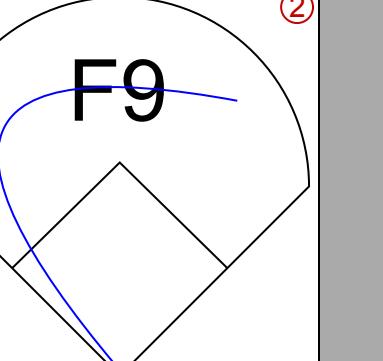
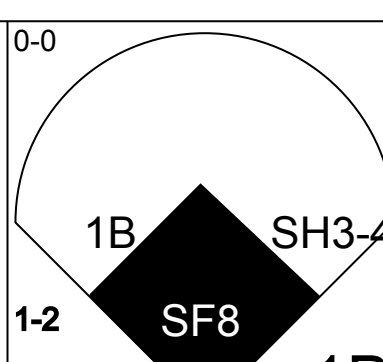
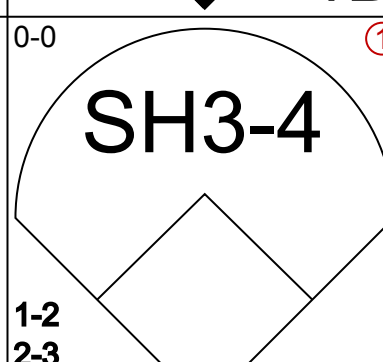
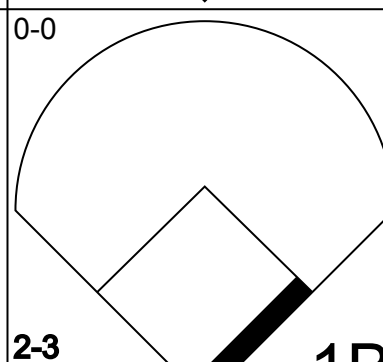
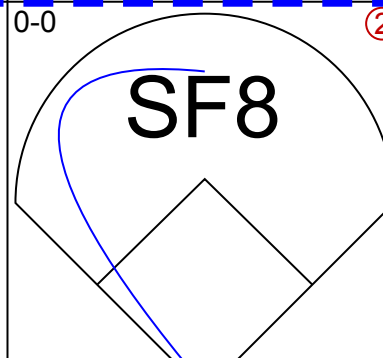
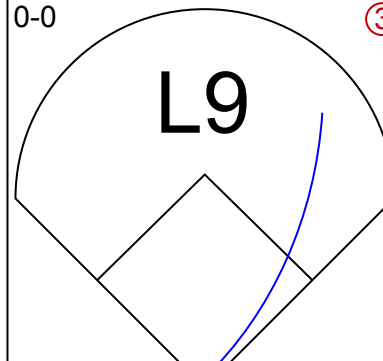


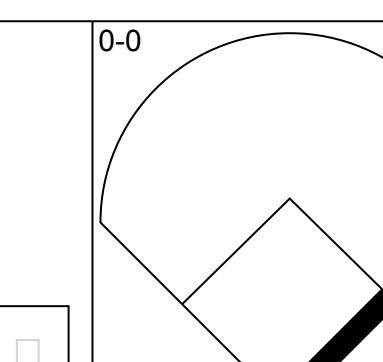
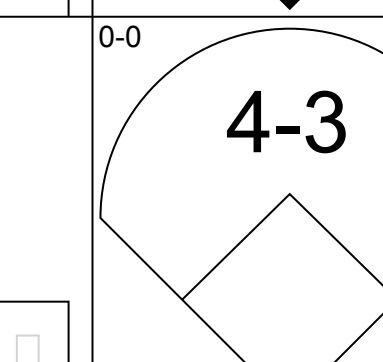



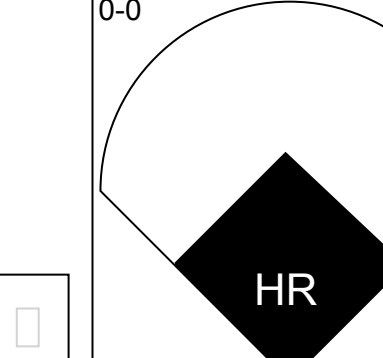
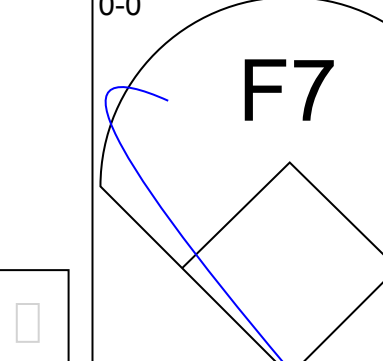

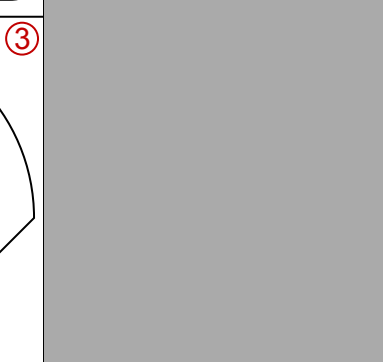
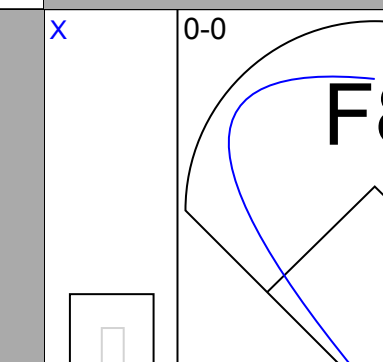
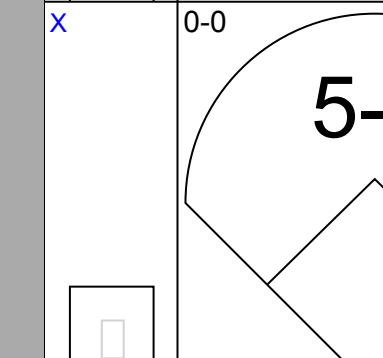
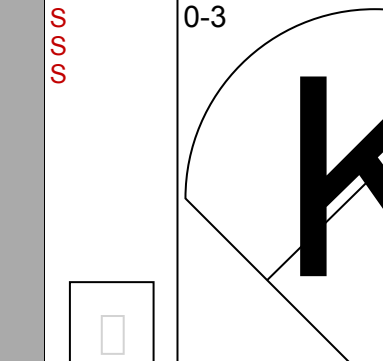

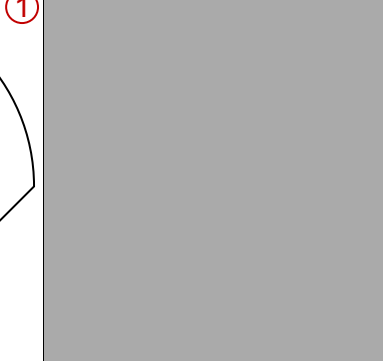
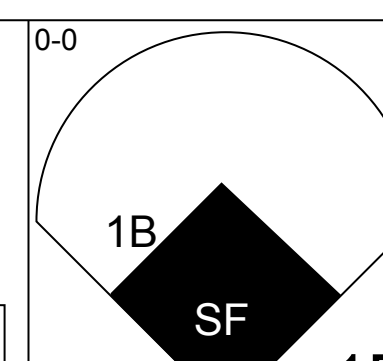
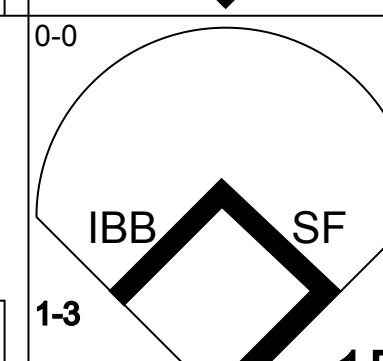
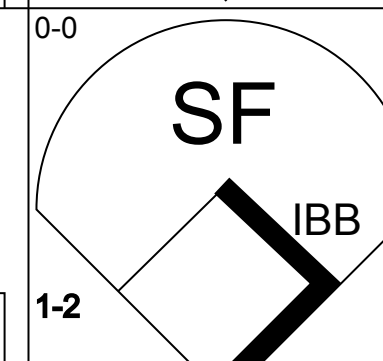
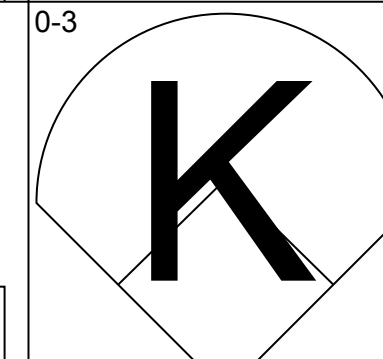
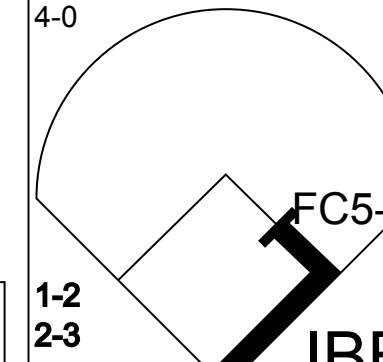
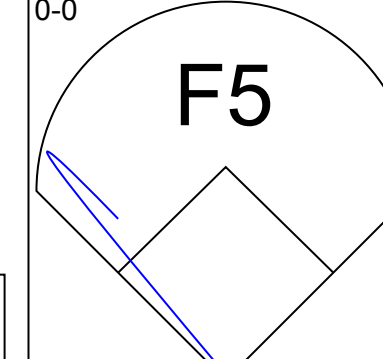
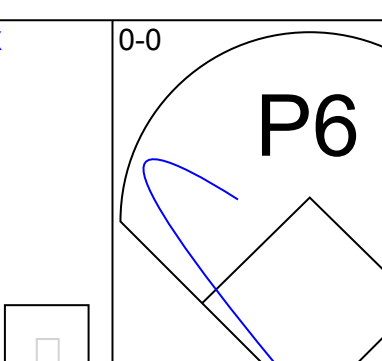
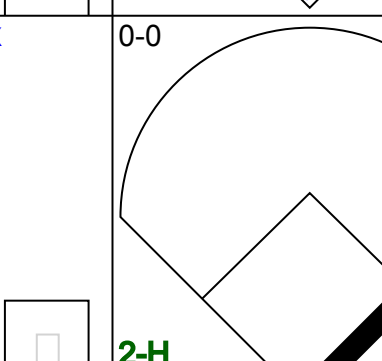
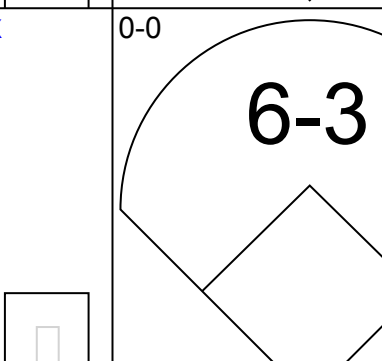




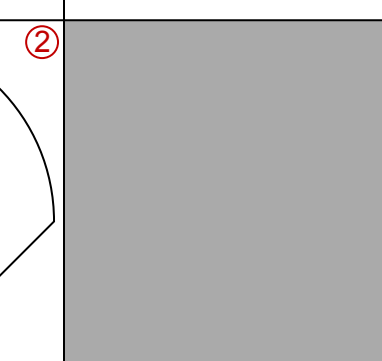

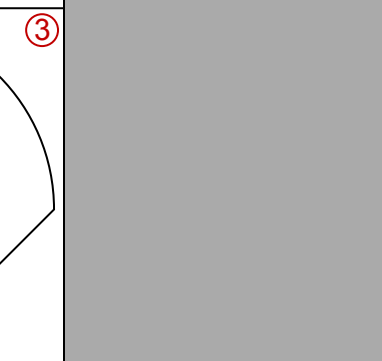
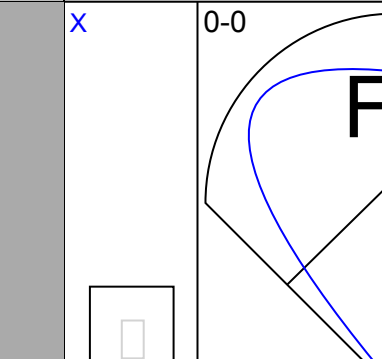
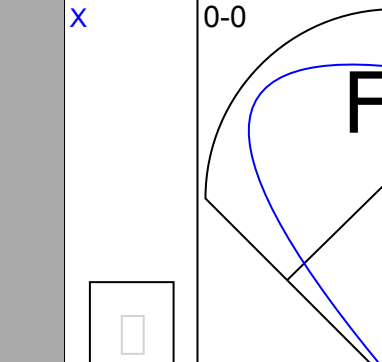
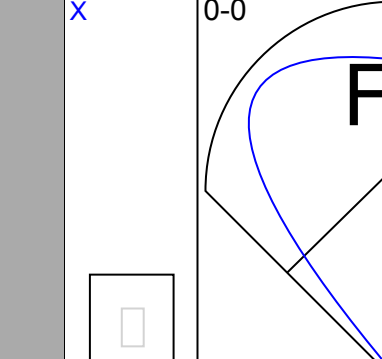

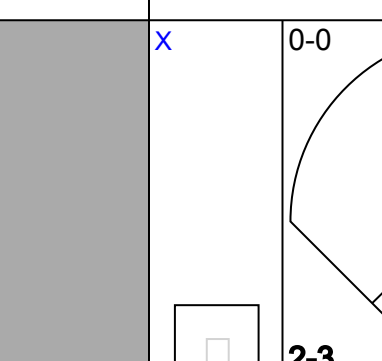
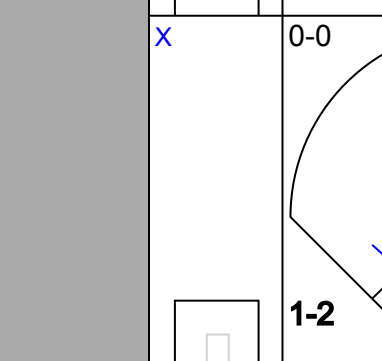
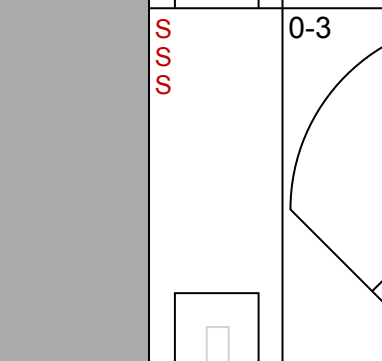
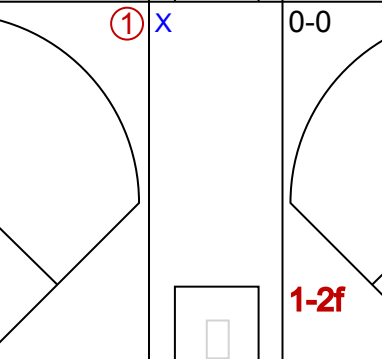
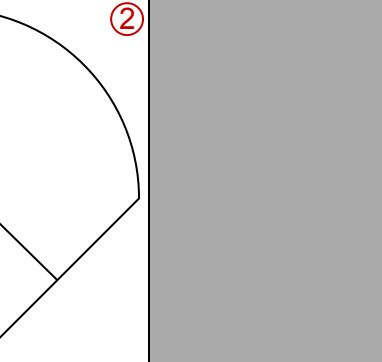
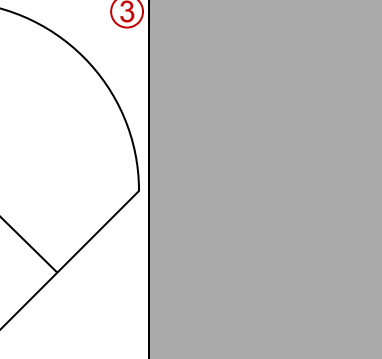
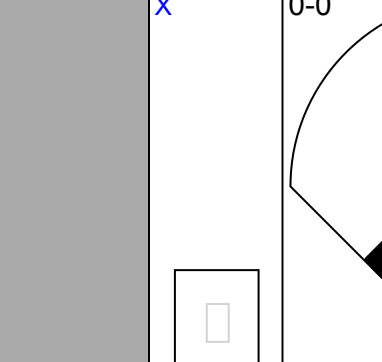
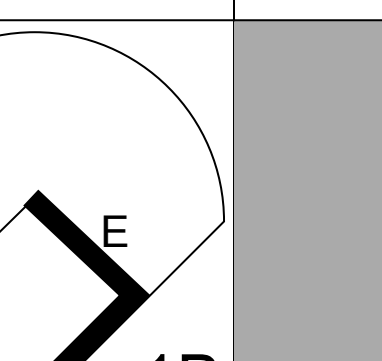
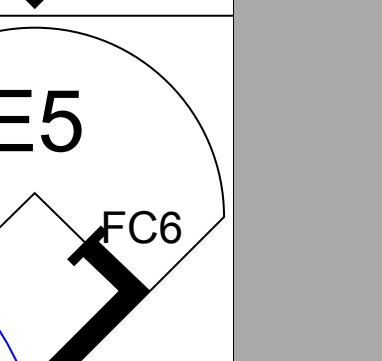
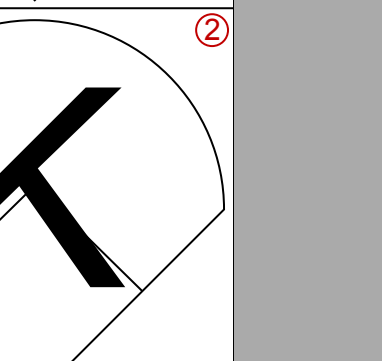
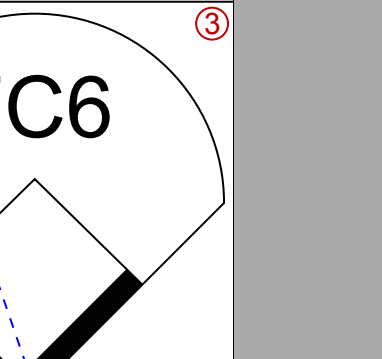
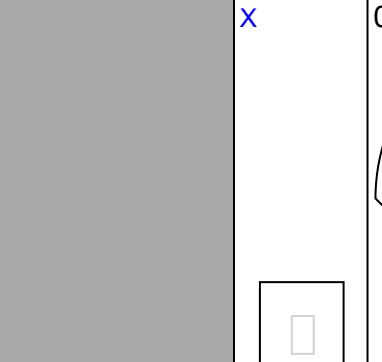
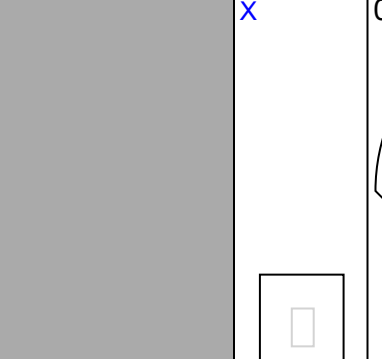
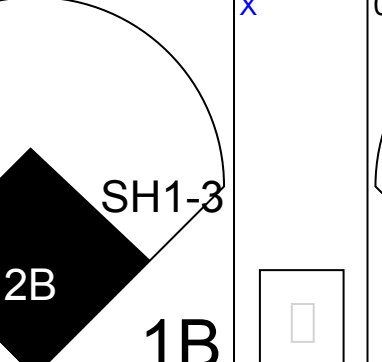
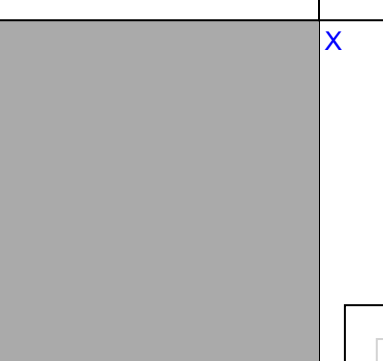



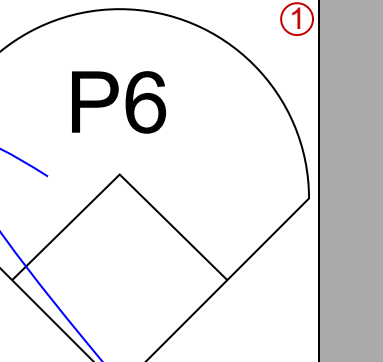
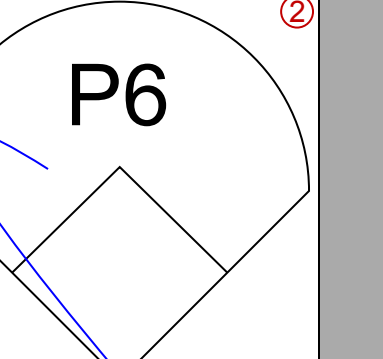
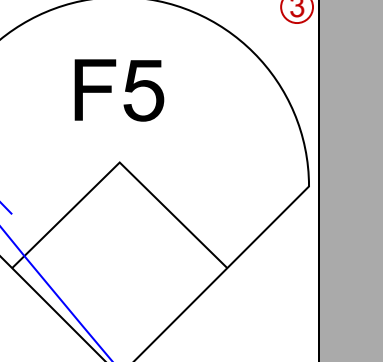
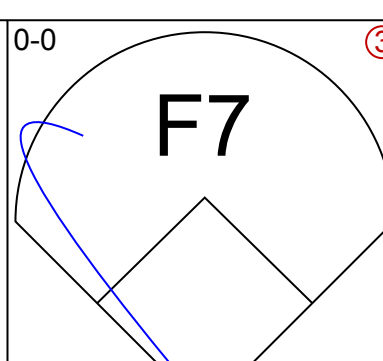







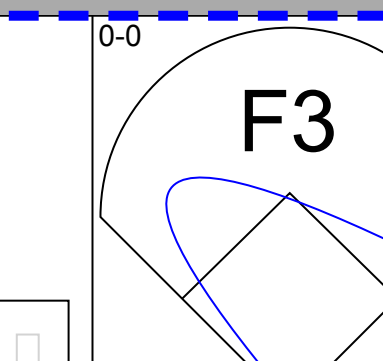
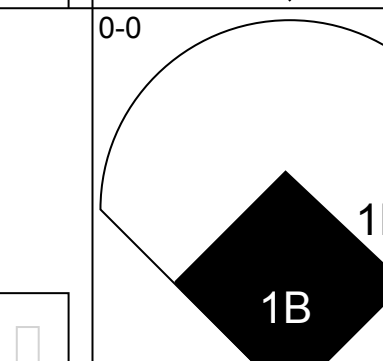
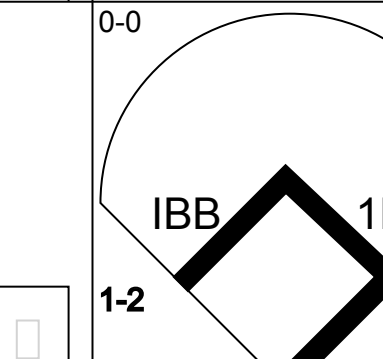
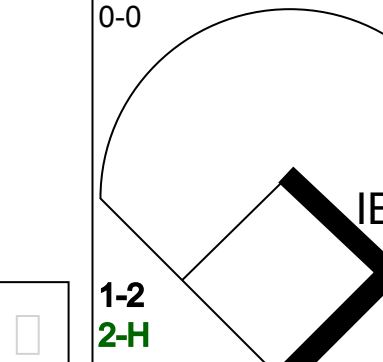
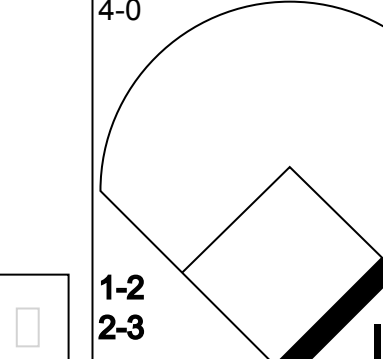
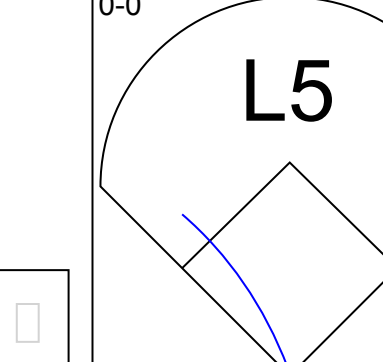
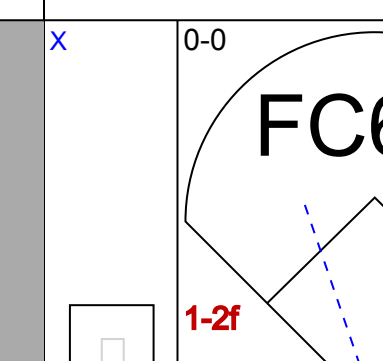
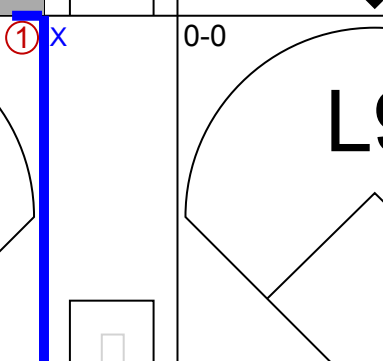
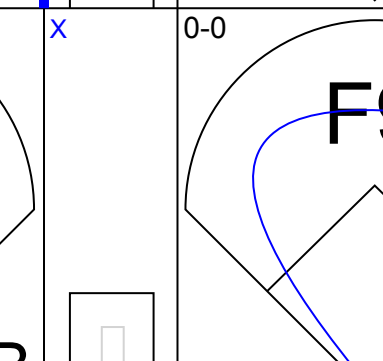



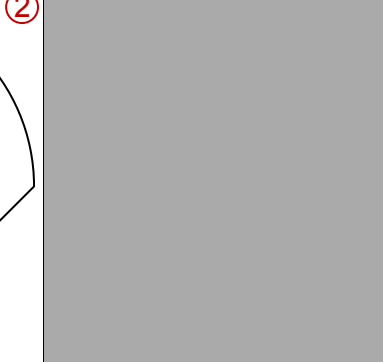


Batter	1	2	3	4	5	6	7	8	9	AB	R	H	RBI	BB	SO	LOB	TOP				
Felipe Alou, R OBP: 0.326, SLG: 0.504 (1, 8)										4	0	0	0	0	1	0	Atlanta Braves @ Los Angeles Dodgers Dodger Stadium, Los Angeles, CA Sun Jul 10 1966, 3:33 AM PDT Att: 32,846 - Unknown				
Gene Oliver, R OBP: 0.252, SLG: 0.314 (1, 2)										3	0	0	0	1	0						
Hank Aaron, R OBP: 0.376, SLG: 0.587 (1, 9)										4	0	0	0	0	1						
Rico Carty, R OBP: 0.394, SLG: 0.419 (1, 7)										4	0	2	0	0	0						
Joe Torre, R OBP: 0.365, SLG: 0.542 (1, 3)									4	1	1	0	0	1	2						
Miguel de la Hoz, R OBP: 0.209, SLG: 0.190 (1, 5)									2	1	1	0	1	0	0						
Frank Bolling, R OBP: 0.200, SLG: 0.215 (1, 4)										3	0	2	1	0	0						
Woody Woodward, R OBP: 0.333, SLG: 0.327 (1, 6)									3	0	1	1	0	0	1						
Denny Lemaster, R OBP: 0.146, SLG: 0.079 (1, 1)										3	0	0	0	0	3	1					
Inning Stats	R: 0 E: 0 K: 0 S: 3	H: 0 LOB: 0 BB: 0 P: 3	R: 0 E: 0 K: 0 S: 3	H: 1 LOB: 0 BB: 0 P: 3	R: 0 E: 0 K: 1 S: 5	H: 1 LOB: 0 BB: 0 P: 5	R: 0 E: 0 K: 0 S: 2	H: 0 LOB: 0 BB: 1 P: 6	R: 2 E: 0 K: 1 S: 8	H: 4 LOB: 1 BB: 0 P: 8	R: 0 E: 0 K: 0 S: 3	H: 0 LOB: 1 BB: 1 P: 9	R: 0 E: 0 K: 1 S: 7	H: 0 LOB: 0 BB: 0 P: 7	R: 0 E: 0 K: 1 S: 6	H: 1 LOB: 1 BB: 0 P: 6	1B: 7 2B: 0 3B: 0 HR: 0	SF: 0 SAC: 0 DP: 3 HBP: 0	WP: 0 PB: 0 SB: 0 CS: 0	PA: 32	
PITCHER	IP	WLS	BF	H	R	ER	SO	BB	IBB	HBP	BLK	WP	HR	S	P	ERA	WHIP				
Claude Osteen, L ERA: 2.23 (1, 1)	6.0	L	21	6	2	2	2	1	0	0	0	0	0	24	28	3.00	1.167				
Don Sutton, R ERA: 3.32 (7, 1)	2.0		7	0	0	0	3	1	0	0	0	0	0	12	16	0.00	0.500				
Phil Regan, R ERA: 1.47 (9, 1)	1.0		4	1	0	0	1	0	0	0	0	0	0	6	6	0.00	1.000				

Batter	1	2	3	4	5	6	7	8	9	AB	R	H	RBI	BB	SO	LOB	BOTTOM					
Willie Davis, L OBP: 0.291, SLG: 0.373 (1, 8)										4	0	0	0	0	1	0	Atlanta Braves @ Los Angeles Dodgers Dodger Stadium, Los Angeles, CA Sun Jul 10 1966, 3:33 AM PDT Att: 32,846 - Unknown					
Maury Wills, S OBP: 0.341, SLG: 0.342 (1, 6)										4	0	0	0	0	1	0						
Lou Johnson, R OBP: 0.317, SLG: 0.405 (1, 9)										4	0	1	0	0	1	0						
Tommy Davis, R OBP: 0.308, SLG: 0.358 (1, 7)									4	0	2	0	0	0	1	0						
Dick Stuart, R OBP: 0.277, SLG: 0.337 (1, 3)									3	0	0	0	0	2	2	0						
Jim Lefebvre, S OBP: 0.340, SLG: 0.471 (1, 4)									3	0	0	0	0	2	1	0						
John Roseboro, L OBP: 0.372, SLG: 0.452 (1, 2)									3	0	1	0	0	0	1	0						
John Kennedy, R OBP: 0.252, SLG: 0.287 (1, 5)									3	0	1	0	0	2	1	0						
Claude Osteen, L OBP: 0.286, SLG: 0.383 (1, 1)									1	0	0	0	0	0	1	0						
Wes Parker, S OBP: 0.338, SLG: 0.401 (6, PH)									1	0	0	0	0	0	0	0						
Don Sutton, R OBP: 0.271, SLG: 0.313 (7, 1)									0	0	0	0	0	0	0	0						
Al Ferrara, R OBP: 0.340, SLG: 0.479 (8, PH)									1	0	0	0	0	1	1	0						
Phil Regan, R OBP: 0.176, SLG: 0.176 (9, 1)									0	0	0	0	0	0	0	0						
Inning Stats	R: 0 E: 0 K: 1 S: 5	H: 0 LOB: 0 BB: 0 P: 5	R: 0 E: 0 K: 1 S: 6	H: 1 LOB: 1 BB: 0 P: 6	R: 0 E: 0 K: 1 S: 5	H: 1 LOB: 0 BB: 0 P: 5	R: 0 E: 0 K: 1 S: 6	H: 1 LOB: 1 BB: 0 P: 6	R: 0 E: 0 K: 2 S: 7	H: 0 LOB: 0 BB: 0 P: 7	R: 0 E: 0 K: 0 S: 3	H: 0 LOB: 0 BB: 0 P: 3	R: 0 E: 0 K: 1 S: 5	H: 0 LOB: 0 BB: 0 P: 5	R: 0 E: 0 K: 3 S: 10	H: 1 LOB: 1 BB: 0 P: 10	R: 0 E: 0 K: 0 S: 4	H: 1 LOB: 1 BB: 0 P: 4	1B: 5 2B: 0 3B: 0 HR: 0	SF: 0 SAC: 0 DP: 1 HBP: 0	WP: 0 PB: 0 SB: 0 CS: 0	PA: 31
PITCHER	IP	WLS	BF	H	R	ER	SO	BB	IBB	HBP	BLK	WP	HR	S	P	ERA	WHIP					
Denny Lemaster, L ERA: 3.63 (1, 1)	9.0	W	31	5	0	0	10	0	0	0	0	0	0	51	51	0.00	0.556					

AB	30
R	2
H	7
RBI	2
BB	2
SO	6
LOB	6



Batter	1	2	3	4	5	6	7	8	9	AB	R	H	RBI	BB	SO	LOB	TOP
Jimmy Wynn, R <small>OBP: 0.310, SLG: 0.421</small> 										4	1	3	0	1	0	0	Houston Astros @ Atlanta Braves Atlanta Stadium, Atlanta, GA Thu Jul 14 1966, 7:05 PM EDT Att: 15,903 - Cloudy - 78 F
Sonny Jackson, L <small>OBP: 0.318, SLG: 0.328</small> 										3	0	0	1	0	0	2	
Rusty Staub, L <small>OBP: 0.339, SLG: 0.430</small> 										4	0	2	1	1	1	2	
John Bateman, R <small>OBP: 0.325, SLG: 0.496</small> 										4	0	1	1	0	1	2	
Lee Maye, L <small>OBP: 0.287, SLG: 0.407</small> Dave Nicholson, R <small>OBP: 0.394, SLG: 0.478</small> 										5	0	1	0	0	1	5	
Bob Aspromonte, R <small>OBP: 0.286, SLG: 0.300</small> 										5	2	3	0	0	0	1	
Chuck Harrison, R <small>OBP: 0.298, SLG: 0.316</small> 										4	1	1	1	1	0	4	
Bob Lillis, R <small>OBP: 0.283, SLG: 0.302</small> 										5	0	1	0	0	0	6	
Mike Cuellar, L <small>OBP: 0.114, SLG: 0.088</small> Felix Mantilla, R <small>OBP: 0.245, SLG: 0.350</small> Claude Raymond, R <small>OBP: 0.227, SLG: 0.209</small> 										2	1	0	0	1	2	2	
Inning Stats <small>R: 0, H: 2, E: 0, LOB: 2, K: 1, BB: 0, S: 7</small>	<small>R: 2, H: 3, E: 0, LOB: 2, K: 2, BB: 1, S: 10</small>	<small>R: 0, H: 1, E: 0, LOB: 2, K: 0, BB: 1, S: 4</small>	<small>R: 0, H: 0, E: 0, LOB: 0, K: 1, BB: 0, S: 5</small>	<small>R: 0, H: 2, E: 0, LOB: 3, K: 0, BB: 1, S: 5</small>	<small>R: 2, H: 2, E: 0, LOB: 1, K: 0, BB: 1, S: 6</small>	<small>R: 2, H: 3, E: 0, LOB: 1, K: 0, BB: 0, S: 6</small>	<small>R: 0, H: 0, E: 0, LOB: 0, K: 0, BB: 0, S: 3</small>	<small>R: 0, H: 0, E: 0, LOB: 0, K: 0, BB: 0, S: 3</small>	<small>R: 0, H: 0, E: 0, LOB: 0, K: 0, BB: 0, S: 3</small>	<small>1B: 11, SF: 2, 2B: 1, SAC: 1, 3B: 0, DP: 0, HR: 1, HBP: 0</small>	<small>WP: 1, PA: 44, PB: 1, SB: 0, CS: 0</small>						
PITCHER Tony Cloninger, R <small>ERA: 4.62</small> Clay Carroll, R <small>ERA: 2.45</small> Chi-Chi Olivo, R <small>ERA: 3.51</small>	<small>IP: 5.1, WLS: 30, BF: 10, H: 4, R: 4, ER: 4, SO: 4, BB: 4, IBB: 0, HBP: 0, BLK: 0, WP: 1, HR: 0, S: 34, P: 50, ERA: 6.75, WHIP: 2.625</small>	<small>IP: 2.2, WLS: 11, BF: 3, H: 2, R: 2, ER: 2, SO: 1, BB: 0, IBB: 0, HBP: 0, BLK: 0, WP: 0, HR: 1, S: 13, P: 13, ERA: 6.75, WHIP: 1.125</small>	<small>IP: 1.0, WLS: 3, BF: 0, H: 0, R: 0, ER: 0, SO: 0, BB: 0, IBB: 0, HBP: 0, BLK: 0, WP: 0, HR: 0, S: 3, P: 3, ERA: 0.00, WHIP: 0.000</small>	PITCHER <small>IP: 5.1, WLS: 30, BF: 10, H: 4, R: 4, ER: 4, SO: 4, BB: 4, IBB: 0, HBP: 0, BLK: 0, WP: 1, HR: 0, S: 34, P: 50, ERA: 6.75, WHIP: 2.625</small>	<small>IP: 2.2, WLS: 11, BF: 3, H: 2, R: 2, ER: 2, SO: 1, BB: 0, IBB: 0, HBP: 0, BLK: 0, WP: 0, HR: 1, S: 13, P: 13, ERA: 6.75, WHIP: 1.125</small>	<small>IP: 1.0, WLS: 3, BF: 0, H: 0, R: 0, ER: 0, SO: 0, BB: 0, IBB: 0, HBP: 0, BLK: 0, WP: 0, HR: 0, S: 3, P: 3, ERA: 0.00, WHIP: 0.000</small>	PITCHER <small>IP: 5.1, WLS: 30, BF: 10, H: 4, R: 4, ER: 4, SO: 4, BB: 4, IBB: 0, HBP: 0, BLK: 0, WP: 1, HR: 0, S: 34, P: 50, ERA: 6.75, WHIP: 2.625</small>	<small>IP: 2.2, WLS: 11, BF: 3, H: 2, R: 2, ER: 2, SO: 1, BB: 0, IBB: 0, HBP: 0, BLK: 0, WP: 0, HR: 1, S: 13, P: 13, ERA: 6.75, WHIP: 1.125</small>	<small>IP: 1.0, WLS: 3, BF: 0, H: 0, R: 0, ER: 0, SO: 0, BB: 0, IBB: 0, HBP: 0, BLK: 0, WP: 0, HR: 0, S: 3, P: 3, ERA: 0.00, WHIP: 0.000</small>	<small>1B: 11, SF: 2, 2B: 1, SAC: 1, 3B: 0, DP: 0, HR: 1, HBP: 0</small>	<small>WP: 1, PA: 44, PB: 1, SB: 0, CS: 0</small>						
Batter	1	2	3	4	5	6	7	8	9	AB	R	H	RBI	BB	SO	LOB	BOTTOM
Felipe Alou, R <small>OBP: 0.327, SLG: 0.503</small> 										5	1	2	0	0	0	2	Houston Astros @ Atlanta Braves Atlanta Stadium, Atlanta, GA Thu Jul 14 1966, 7:05 PM EDT Att: 15,903 - Cloudy - 78 F
Woody Woodward, R <small>OBP: 0.336, SLG: 0.329</small> Eddie Mathews, L <small>OBP: 0.309, SLG: 0.350</small> 										4	0	2	1	0	0	1	
Hank Aaron, R <small>OBP: 0.374, SLG: 0.583</small> 										4	1	1	1	0	1	4	
Rico Carty, R <small>OBP: 0.392, SLG: 0.416</small> Felix Millan, R <small>OBP: 0.295, SLG: 0.342</small> Miguel de la Hoz, R <small>OBP: 0.227, SLG: 0.209</small> 										4	0	1	0	0	1	4	
Joe Torre, R <small>OBP: 0.368, SLG: 0.551</small> 										4	1	2	3	1	0	0	
Gene Oliver, R <small>OBP: 0.252, SLG: 0.306</small> 										3	0	0	0	1	0	3	
Denis Menke, R <small>OBP: 0.365, SLG: 0.423</small> 										4	1	1	0	0	0	6	
Frank Bolling, R <small>OBP: 0.197, SLG: 0.212</small> Mack Jones, L <small>OBP: 0.315, SLG: 0.480</small> 										2	0	0	0	0	0	0	
Tony Cloninger, R <small>OBP: 0.267, SLG: 0.508</small> Clay Carroll, R <small>OBP: 0.316, SLG: 0.394</small> Chi-Chi Olivo, R <small>OBP: 0.316, SLG: 0.394</small> 										2	2	2	1	0	0	0	
Inning Stats <small>R: 1, H: 2, E: 1, LOB: 3, K: 1, BB: 1, S: 8</small>	<small>R: 1, H: 2, E: 0, LOB: 1, K: 0, BB: 0, S: 5</small>	<small>R: 0, H: 0, E: 0, LOB: 0, K: 0, BB: 0, S: 3</small>	<small>R: 2, H: 3, E: 1, LOB: 2, K: 1, BB: 0, S: 9</small>	<small>R: 0, H: 0, E: 0, LOB: 0, K: 0, BB: 0, S: 3</small>	<small>R: 0, H: 0, E: 0, LOB: 0, K: 0, BB: 0, S: 3</small>	<small>R: 1, H: 3, E: 0, LOB: 3, K: 1, BB: 1, S: 8</small>	<small>R: 0, H: 0, E: 0, LOB: 1, K: 0, BB: 1, S: 3</small>	<small>R: 2, H: 2, E: 0, LOB: 0, K: 0, BB: 0, S: 2</small>	<small>R: 0, H: 0, E: 0, LOB: 0, K: 0, BB: 0, S: 2</small>	<small>1B: 9, SF: 1, 2B: 2, SAC: 1, 3B: 0, DP: 0, HR: 1, HBP: 0</small>	<small>WP: 0, PA: 41, PB: 0, SB: 0, CS: 0</small>						
PITCHER Mike Cuellar, L <small>ERA: 1.93</small> Claude Raymond, R <small>ERA: 1.85</small>	<small>IP: 6.0, WLS: 28, BF: 28, H: 7, R: 4, ER: 3, SO: 2, BB: 0, IBB: 1, HBP: 0, BLK: 0, WP: 0, HR: 0, S: 31, P: 35, ERA: 4.50, WHIP: 1.167</small>	<small>IP: 2.0, WLS: 13, BF: 5, H: 3, R: 3, ER: 3, SO: 1, BB: 1, IBB: 0, HBP: 0, BLK: 0, WP: 0, HR: 1, S: 13, P: 21, ERA: 13.50, WHIP: 3.000</small>	PITCHER <small>IP: 6.0, WLS: 28, BF: 28, H: 7, R: 4, ER: 3, SO: 2, BB: 0, IBB: 1, HBP: 0, BLK: 0, WP: 0, HR: 0, S: 31, P: 35, ERA: 4.50, WHIP: 1.167</small>	<small>IP: 2.0, WLS: 13, BF: 5, H: 3, R: 3, ER: 3, SO: 1, BB: 1, IBB: 0, HBP: 0, BLK: 0, WP: 0, HR: 1, S: 13, P: 21, ERA: 13.50, WHIP: 3.000</small>	PITCHER <small>IP: 6.0, WLS: 28, BF: 28, H: 7, R: 4, ER: 3, SO: 2, BB: 0, IBB: 1, HBP: 0, BLK: 0, WP: 0, HR: 0, S: 31, P: 35, ERA: 4.50, WHIP: 1.167</small>	<small>IP: 2.0, WLS: 13, BF: 5, H: 3, R: 3, ER: 3, SO: 1, BB: 1, IBB: 0, HBP: 0, BLK: 0, WP: 0, HR: 1, S: 13, P: 21, ERA: 13.50, WHIP: 3.000</small>	PITCHER <small>IP: 6.0, WLS: 28, BF: 28, H: 7, R: 4, ER: 3, SO: 2, BB: 0, IBB: 1, HBP: 0, BLK: 0, WP: 0, HR: 0, S: 31, P: 35, ERA: 4.50, WHIP: 1.167</small>	<small>IP: 2.0, WLS: 13, BF: 5, H: 3, R: 3, ER: 3, SO: 1, BB: 1, IBB: 0, HBP: 0, BLK: 0, WP: 0, HR: 1, S: 13, P: 21, ERA: 13.50, WHIP: 3.000</small>	<small>IP: 1.0, WLS: 3, BF: 0, H: 0, R: 0, ER: 0, SO: 0, BB: 0, IBB: 0, HBP: 0, BLK: 0, WP: 0, HR: 0, S: 3, P: 3, ERA: 0.00, WHIP: 0.000</small>	<small>1B: 9, SF: 1, 2B: 2, SAC: 1, 3B: 0, DP: 0, HR: 1, HBP: 0</small>	<small>WP: 0, PA: 41, PB: 0, SB: 0, CS: 0</small>						

Batter	1	2	3	4	5	6	7	8	9	AB	R	H	RBI	BB	SO	LOB	TOP			
Jimmy Wynn, R (1,8) OBP: 0.308, SLG: 0.418	F7			P2		F7				3	0	0	0	0	0	0	Houston Astros @ Atlanta Braves Atlanta Stadium, Atlanta, GA Sat Jul 16 1966, 3:33 AM EDT Att: 13,914 - Cloudy - 84 F			
Sonny Jackson, L (1,6) OBP: 0.317, SLG: 0.326	F5			P6						2	0	0	0	0	0					
Rusty Staub, L (1,9) OBP: 0.337, SLG: 0.427	4-3			P3						2	0	0	0	0	0					
Chuck Harrison, R (1,3) OBP: 0.294, SLG: 0.312		L6			K					2	0	0	0	0	1					
Lee Maye, L (1,7) OBP: 0.289, SLG: 0.408					6-3					2	0	1	0	0	0					
John Bateman, R (1,2) OBP: 0.326, SLG: 0.507										2	1	1	1	0	0	1				
Bob Aspromonte, R (1,5) OBP: 0.284, SLG: 0.298										2	0	0	0	0	0					
Bob Lillis, R (1,4) OBP: 0.277, SLG: 0.295										2	0	0	0	0	1					
Turk Farrell, R (1,1) OBP: 0.031, SLG: 0.031										2	0	0	0	0	1					
Inning Stats	R: 0 E: 0 K: 0 S: 3	H: 0 LOB: 0 BB: 0 P: 3	R: 0 E: 0 K: 0 S: 3	H: 1 LOB: 0 BB: 0 P: 3	R: 0 E: 0 K: 1 S: 5	H: 0 LOB: 0 BB: 0 P: 5	R: 0 E: 0 K: 0 S: 3	H: 0 LOB: 0 BB: 0 P: 3	R: 1 E: 0 K: 1 S: 6	H: 1 LOB: 0 BB: 0 P: 6	R: 0 E: 0 K: 1 S: 5	H: 0 LOB: 0 BB: 0 P: 5					1B: 1 2B: 0 3B: 0 HR: 1	SF: 0 SAC: 0 DP: 0 HBP: 0	WP: 0 PB: 0 SB: 0 CS: 1	PA: 19
PITCHER Ken Johnson, R (1,1) ERA: 2.81	IP: 6.0 WLS: 19 BF: 19 H: 2 R: 1 ER: 1 SO: 3 BB: 0 IBB: 0 HBP: 0 BLK: 0 WP: 0 HR: 1 S: 25 P: 25 ERA: 1.50 WHIP: 0.333															PITCHER	IP: WLS: BF: H: R: ER: SO: BB: IBB: HBP: BLK: WP: HR: S: P: ERA: WHIP:			

Batter	1	2	3	4	5	6	7	8	9	AB	R	H	RBI	BB	SO	LOB	BOTTOM	
Felipe Alou, R (1,7) OBP: 0.328, SLG: 0.503	G6-4-3 1B		F2							2	0	1	0	0	0	0	Houston Astros @ Atlanta Braves Atlanta Stadium, Atlanta, GA Sat Jul 16 1966, 3:33 AM EDT Att: 13,914 - Cloudy - 84 F	
Eddie Mathews, L (1,5) OBP: 0.310, SLG: 0.364	P4									2	1	1	1	0	0	1		
Hank Aaron, R (1,9) OBP: 0.372, SLG: 0.579	G6-4-3 1-2									2	0	0	0	0	0	1		
Joe Torre, R (1,2) OBP: 0.366, SLG: 0.547		F8								2	0	0	0	0	0	0		
Mack Jones, L (1,8) OBP: 0.315, SLG: 0.486										2	0	1	0	0	0	0		
Denis Menke, R (1,3) OBP: 0.382, SLG: 0.419										2	0	0	0	0	2	1		
Frank Bolling, R (1,4) OBP: 0.194, SLG: 0.209										2	0	0	0	0	0	1		
Woody Woodward, R (1,6) OBP: 0.333, SLG: 0.327										2	0	0	0	0	1	0		
Ken Johnson, R (1,1) OBP: 0.162, SLG: 0.278										1	0	0	0	0	0	0		
Inning Stats	R: 0 E: 0 K: 0 S: 3	H: 1 LOB: 0 BB: 0 P: 3	R: 0 E: 0 K: 1 S: 6	H: 1 LOB: 1 BB: 0 P: 6	R: 0 E: 0 K: 0 S: 3	H: 0 LOB: 0 BB: 0 P: 3	R: 1 E: 0 K: 0 S: 4	H: 1 LOB: 0 BB: 0 P: 4	R: 0 E: 0 K: 2 S: 7	H: 0 LOB: 0 BB: 0 P: 7					1B: 1 2B: 1 3B: 0 HR: 1	SF: 0 SAC: 0 DP: 1 HBP: 0	WP: 0 PB: 0 SB: 0 CS: 0	PA: 17
PITCHER Turk Farrell, R (1,1) ERA: 4.97	IP: 5.0 WLS: 17 BF: 17 H: 3 R: 1 ER: 1 SO: 3 BB: 0 IBB: 0 HBP: 0 BLK: 0 WP: 0 HR: 1 S: 23 P: 23 ERA: 1.80 WHIP: 0.600															PITCHER	IP: WLS: BF: H: R: ER: SO: BB: IBB: HBP: BLK: WP: HR: S: P: ERA: WHIP:	

AB	19
R	1
H	2
RBI	1
BB	0
SO	3
LOB	1


AB	17
R	1
H	3
RBI	1
BB	0
SO	3
LOB	4



Batter	1	2	3	4	5	6	7	8	9	AB	R	H	RBI	BB	SO	LOB	TOP										
Tommy Harper, R OBP: 0.356, SLG: 0.390 (1, 7)	4-0 1B SF8	1-0 HBP		0-0 F7		0-0 FC6-4		0-0 2B		3	1	2	1	0	1												
Pete Rose, S OBP: 0.323, SLG: 0.396 (1, 4)	0-0 1B SF8	0-3 K		0-0 F9		0-3 K		0-0 4-3		5	1	1	0	0	2	3											
Vada Pinson, L OBP: 0.340, SLG: 0.438 (1, 8)	0-0 SF8	0-0 4-3		0-0 F9			0-0 3-1		0-0 1B	4	0	1	1	0	0	1											
Gordy Coleman, L OBP: 0.319, SLG: 0.312 (1, 3)	0-0 2B 1B		0-0 FC4-6 1B		4-0 FC1-6 BB		0-0 4-3		0-0 F7	4	2	2	0	1	0	1											
Art Shamsky, L OBP: 0.328, SLG: 0.557 (1, 9)	0-0 SF8		4-0 FC4-6 1B		0-0 FC1-6 BB		0-0 F5		0-0 F7	1	0	0	1	1	0	1											
Billy McCool, R OBP: 0.308, SLG: 0.250 (7, 1)			1-2 BB		1-2 FC4-6 BB					0	0	0	0	0	0	0											
Deron Johnson, R OBP: 0.265, SLG: 0.352 (9, PH)	3-H 0-0 1B		0-0 FC4-6 1B		0-0 FC1-2 2-3		0-0 G4-6-3		0-0 FC6-4 1B	1	0	0	0	0	0	1											
Tommy Helms, R OBP: 0.331, SLG: 0.415 (1, 5)	0-0 1B		0-0 FC4-6 1B		0-0 FC1-2 2-3		0-0 G4-6-3		0-0 FC6-4 1B	5	1	2	0	0	0	3											
Leo Cardenas, R OBP: 0.311, SLG: 0.428 (1, 6)	0-0 1B		0-0 FC1-2 1B		0-0 1B		0-0 2B		0-0 FC6-4 1B	5	1	3	3	0	1	2											
Jimmie Coker, R OBP: 0.273, SLG: 0.355 (8, PH)	2-H 3-H 0-0 F3		0-0 FC1-2 1B		0-0 F8		0-0 2B		0-0 2B 1B	3	0	0	0	0	0	4											
Giraldo Ruiz, S OBP: 0.246, SLG: 0.227 (8, 9)			1-2 3-H		0-0 FC1-2		0-0 F8		0-0 2B 1B	1	1	1	0	0	0	0											
Milt Pappas, R OBP: 0.143, SLG: 0.234 (5, 1)			0-0 6-3		0-3 K				0-0 E1	2	0	0	0	0	1	2											
Don Nottbart, R OBP: 0.071, SLG: 0.071 (5, 9)									0-0 E1	0	0	0	0	0	0	0											
Dick Simpson, R OBP: 0.071, SLG: 0.071 (5, 9)									0-0 E1	0	0	0	0	0	0	0											
Mel Queen, R OBP: 0.227, SLG: 0.353 (7, PH)									0-0 E1	1	0	1	1	0	0	0											
Mel Queen, R OBP: 0.227, SLG: 0.353 (7, PH)									0-0 E1	1	0	0	0	0	0	0											
Tony Perez, R OBP: 0.251, SLG: 0.398 (8, PH)									0-0 E1	1	0	0	0	0	0	1											
Tony Perez, R OBP: 0.251, SLG: 0.398 (8, PH)									0-0 E1	0	1	0	0	0	0	0											
Jim Maloney, L OBP: 0.229, SLG: 0.229 (8, PH)									0-0 E1	0	1	0	0	0	0	0											
Don Pavletich, R OBP: 0.341, SLG: 0.454 (8, 2)									0-0 E1	0	0	0	0	0	0	0											
Inning Stats	R: 4 E: 0 K: 0 S: 7	H: 4 LOB: 1 BB: 1 P: 11	R: 0 E: 0 K: 1 S: 5	H: 0 LOB: 1 BB: 0 P: 6	R: 1 E: 0 K: 1 S: 7	H: 2 LOB: 2 BB: 1 P: 11	R: 0 E: 0 K: 0 S: 3	H: 0 LOB: 0 BB: 0 P: 3	R: 0 E: 0 K: 0 S: 2	H: 0 LOB: 0 BB: 1 P: 6	R: 1 E: 0 K: 1 S: 7	H: 2 LOB: 1 BB: 0 P: 7	R: 0 E: 0 K: 0 S: 3	H: 0 LOB: 0 BB: 0 P: 3	R: 2 E: 1 K: 1 S: 8	H: 2 LOB: 1 BB: 0 P: 8	R: 0 E: 0 K: 0 S: 5	H: 2 LOB: 2 BB: 0 P: 5	1B: 9 2B: 3 3B: 0 HR: 0	SF: 2 SAC: 0 DP: 1 HBP: 1	WP: 0 PB: 0 SB: 1 CS: 0	PA: 43					
PITCHER	IP	WLS	BF	H	R	ER	SO	BB	IBB	HBP	BLK	WP	HR	S	P	ERA	WHIP										
Don Schwall, R ERA: 2.98 (1, 1)	2.0		13	5	5	5	1	1	0	1	0	0	0	13	18	22.50	3.000										
Dan Schneider, L ERA: 1.5 (3, 1)	3.1		14	3	1	1	1	2	0	0	0	0	0	14	22	2.70	1.500										
Ted Abernathy, R ERA: 5.68 (6, 1)	2.1		10	2	2	0	2	0	0	0	0	0	0	14	14	0.00	0.857										
Chi-Chi Olivo, R ERA: 3.49 (8, 1)	0.1	W	1	0	0	0	0	0	0	0	0	0	0	1	1	0.00	0.000										
Clay Carroll, R ERA: 2.42 (9, 1)	1.0	S	5	2	0	0	0	0	0	0	0	0	0	5	5	0.00	2.000										
Batter	1	2	3	4	5	6	7	8	9	AB	R	H	RBI	BB	SO	LOB	BOTTOM										
Felipe Alou, R OBP: 0.330, SLG: 0.511 (1, 3)	0-0 F8	0-3 K		0-0 HR	0-0 FC5-6			0-0 SH		4	1	1	2	0	1	1											
Eddie Mathews, L OBP: 0.317, SLG: 0.368 (1, 5)	0-0 WP BB		0-0 1B SF9		0-0 F1		0-0 F7		0-0 G6-4-3 1B	5	2	3	1	0	0	1											
Hank Aaron, R OBP: 0.370, SLG: 0.580 (1, 9)	4-0 BB WP		0-0 F6		0-0 6-3		0-0 G5-4-3 1B		0-0 K	4	0	1	0	1	1	3											
Joe Torre, R OBP: 0.375, SLG: 0.549 (1, 2)	4-0 BB		0-0 SF9 1B		0-0 HR		0-0 G5-4-3 1B		0-0 G6-4-3	4	1	2	0	1	0	3											
Mack Jones, L OBP: 0.330, SLG: 0.511 (1, 8)	0-3 K		0-0 1B		0-0 HR		0-0 CS 1B			4	1	3	2	0	1	3											
Gary Geiger, L OBP: 0.325, SLG: 0.394 (1, 7)	4-0 BB		0-0 SF9		4-0 2B 1B		0-0 CS		0-3 K	0	1	0	2	2	0	0											
Gene Oliver, R OBP: 0.250, SLG: 0.303 (7, PH)			1-2 2-3 3-H		0-0 FC6-4 BB		0-0 2B 1B		0-0 K	1	0	0	0	0	1	0											
Denis Menke, R OBP: 0.364, SLG: 0.415 (8, 3)			2-3 3-H		0-0 FC6-4		0-0 2B 1B		0-0 K	0	0	0	0	0	0	0											
Frank Bolling, R OBP: 0.197, SLG: 0.220 (1, 4)	0-0 FC6-4		0-0 F5		0-0 1B		0-0 2B		0-0 6-3	4	1	1	0	0	0	5											
Woody Woodward, R OBP: 0.328, SLG: 0.321 (1, 6)		0-0 6-3		0-0 F7		0-3 K		0-0 F9		4	0	0	0	0	1	2											
Don Schwall, R OBP: 0.133, SLG: 0.071 (3, 1)		0-3 K		0-0 HR		0-0 FC5-6 1B		1-0 SH		1	0	0	0	0	1	0											
Dan Schneider, L OBP: 0.133, SLG: 0.071 (3, 1)										2	1	2	2	0	0	0											
Ted Abernathy, R OBP: 0.133, SLG: 0.071 (3, 1)										0	0	0	0	0	0	0											
Chi-Chi Olivo, R OBP: 0.133, SLG: 0.071 (3, 1)										0	0	0	0	0	0	0											
Tony Cloninger, R OBP: 0.133, SLG: 0.071 (3, 1)										0	0	0	0	0	0	0											
Felix Millan, R OBP: 0.133, SLG: 0.071 (3, 1)										0	1	0	0	0	0	0											
Clay Carroll, R OBP: 0.133, SLG: 0.071 (3, 1)										0	0	0	0	0	0	0											
Inning Stats	R: 1 E: 0 K: 1 S: 6	H: 1 LOB: 3 BB: 3 P: 18	R: 0 E: 0 K: 2 S: 7	H: 0 LOB: 0 BB: 0 P: 7	R: 1 E: 0 K: 0 S: 6	H: 3 LOB: 2 BB: 0 P: 6	R: 2 E: 0 K: 0 S: 5	H: 2 LOB: 0 BB: 0 P: 5	R: 4 E: 0 K: 1 S: 9	H: 4 LOB: 1 BB: 1 P: 13	R: 0 E: 0 K: 0 S: 3	H: 2 LOB: 0 BB: 0 P: 3	R: 0 E: 0 K: 1 S: 5	H: 0 LOB: 0 BB: 0 P: 5	R: 1 E: 0 K: 1 S: 6	H: 1 LOB: 2 BB: 0 P: 7	1B: 10 2B: 1 3B: 0 HR: 2	SF: 1 SAC: 1 DP: 2 HBP: 1	WP: 1 PB: 0 SB: 0 CS: 1	PA: 41							
PITCHER	IP	WLS	BF	H	R	ER	SO	BB	IBB	HBP	BLK	WP	HR	S	P	ERA	WHIP										
Milt Pappas, R ERA: 4.13 (1, 1)	2.0		23	8	6	6	3	3	0	0	0	0	0	10	14	9.00	2.750										
Don Nottbart, R ERA: 2.09 (5, 1)	2.0	L	8	1	1	1	2	0	0	1	0	0	0	11	12	4.50	0.500										
Billy McCool, L ERA: 1.87 (7, 1)	2.0		8	1	1	1	2	0	0	1	0	0	0	11	12	4.50	0.500										


Cincinnati Reds @ Atlanta Braves
Atlanta Stadium, Atlanta, GA
Mon Jul 18 1966, 3:33 AM EDT
Att: 12,131 - Unknown

AB 37
R 8
H 12
RBI 8
BB 3
SO 4
LOB 20



Cincinnati Reds @ Atlanta Braves
Atlanta Stadium, Atlanta, GA
Mon Jul 18 1966, 3:33 AM EDT
Att: 12,131 - Unknown

AB 33
R 9
H 13
RBI 9
BB 4
SO 6
LOB 18



Batter	1	2	3	4	5	6	7	8	9	AB	R	H	RBI	BB	SO	LOB	TOP			
Felipe Alou, R OBP: 0.338, SLG: 0.517 (1, 7)										3	0	1	0	0	0	2	Atlanta Braves @ St. Louis Cardinals Busch Stadium, St. Louis, MO Wed Jul 20 1966, 7:05 PM CDT Att: 17,914 - Unknown			
Mack Jones, L OBP: 0.329, SLG: 0.497 (1, 8)										4	0	1	1	0	0	3				
Hank Aaron, R OBP: 0.368, SLG: 0.571 (1, 9)										4	0	1	0	0	1	2				
Joe Torre, R OBP: 0.373, SLG: 0.560 (1, 3)										4	1	1	0	0	0	2				
Miguel de la Hoz, R OBP: 0.285, SLG: 0.313 (1, 5)										4	1	3	2	0	0	0				
Gene Oliver, R OBP: 0.240, SLG: 0.289 (1, 2)										4	0	0	0	0	2	2				
Denis Menke, R OBP: 0.357, SLG: 0.406 (1, 6)										4	0	0	0	0	1	2				
Woody Woodward, R OBP: 0.327, SLG: 0.318 (1, 4)										4	1	1	0	0	0	1				
Ken Johnson, R OBP: 0.158, SLG: 0.270 (7, PH)										1	0	0	0	0	0	0				
Eddie Mathews, L OBP: 0.325, SLG: 0.367 (7, PR)										0	0	0	0	1	0	0				
Felix Millan, R OBP: 0.295, SLG: 0.342 (7, PR)										0	0	0	0	0	0	0				
Dan Schneider, L OBP: 0.750, SLG: 0.750 (7, 1)										0	0	0	0	0	0	0				
Clay Carroll, R OBP: 0.750, SLG: 0.750 (7, 1)										0	0	0	0	0	0	0				
Inning Stats	R: 0 E: 0 K: 0 S: 2	H: 0 LOB: 0 BB: 0 P: 3	R: 2 E: 0 K: 1 S: 7	H: 2 LOB: 0 BB: 0 P: 7	R: 0 E: 0 K: 1 S: 6	H: 1 LOB: 1 BB: 0 P: 6	R: 0 E: 0 K: 1 S: 6	H: 1 LOB: 1 BB: 0 P: 6	R: 1 E: 0 K: 0 S: 6	H: 3 LOB: 2 BB: 0 P: 6	R: 0 E: 0 K: 0 S: 2	H: 0 LOB: 0 BB: 1 P: 6	R: 0 E: 0 K: 0 S: 3	H: 0 LOB: 0 BB: 0 P: 3	R: 0 E: 0 K: 0 S: 3	H: 0 LOB: 0 BB: 0 P: 3	1B: 7 2B: 0 3B: 0 HR: 1	SF: 0 SAC: 1 DP: 2 HBP: 1	WP: 0 PB: 0 SB: 0 CS: 0	PA: 35
PITCHER Ray Washburn, R ERA: 2.65 (1, 1)	IP: 9.0 WLS: W BF: 35 H: 8 R: 3 ER: 3 SO: 4 BB: 1 IBB: 0 HBP: 1 BLK: 0 WP: 0 HR: 1 S: 41 P: 46 ERA: 3.00 WHIP: 1.000															PITCHER				

AB	32
R	3
H	8
RBI	3
BB	1
SO	4
LOB	14



Batter	1	2	3	4	5	6	7	8	9	AB	R	H	RBI	BB	SO	LOB	BOTTOM			
Curt Flood, R OBP: 0.317, SLG: 0.382 (1, 8)										4	0	1	0	0	0	1	Atlanta Braves @ St. Louis Cardinals Busch Stadium, St. Louis, MO Wed Jul 20 1966, 7:05 PM CDT Att: 17,914 - Unknown			
Lou Brock, L OBP: 0.295, SLG: 0.403 (1, 7)										4	2	2	0	0	0	1				
Tim McCarver, L OBP: 0.318, SLG: 0.444 (1, 2)										3	1	1	0	1	0	1				
Orlando Cepeda, R OBP: 0.363, SLG: 0.543 (1, 3)										3	1	1	1	0	0	3				
Mike Shannon, R OBP: 0.346, SLG: 0.505 (1, 9)										4	0	3	2	0	0	0				
Charley Smith, R OBP: 0.323, SLG: 0.401 (1, 5)										4	0	1	0	0	0	3				
Jerry Buchek, R OBP: 0.310, SLG: 0.366 (1, 4)										4	1	2	0	0	0	2				
Dal Maxvill, R OBP: 0.305, SLG: 0.301 (1, 6)										4	1	1	0	0	0	2				
Ray Washburn, R OBP: 0.129, SLG: 0.103 (1, 1)										3	0	1	2	0	1	1				
Inning Stats	R: 1 E: 0 K: 0 S: 5	H: 2 LOB: 2 BB: 1 P: 9	R: 0 E: 0 K: 0 S: 3	H: 1 LOB: 0 BB: 0 P: 3	R: 0 E: 0 K: 0 S: 4	H: 1 LOB: 1 BB: 0 P: 4	R: 2 E: 0 K: 0 S: 6	H: 4 LOB: 1 BB: 0 P: 6	R: 1 E: 1 K: 0 S: 5	H: 2 LOB: 1 BB: 0 P: 5	R: 0 E: 0 K: 1 S: 5	H: 1 LOB: 0 BB: 0 P: 5	R: 2 E: 1 K: 0 S: 5	H: 2 LOB: 0 BB: 0 P: 5	R: 0 E: 0 K: 0 S: 3	H: 0 LOB: 0 BB: 0 P: 3		1B: 10 2B: 3 3B: 1 HR: 0	SF: 1 SAC: 0 DP: 2 HBP: 0	WP: 1 PB: 0 SB: 1 CS: 1
PITCHER Ken Johnson, R ERA: 2.89 (1, 1)	IP: 6.0 WLS: L BF: 27 H: 11 R: 4 ER: 3 SO: 1 BB: 1 IBB: 0 HBP: 0 BLK: 0 WP: 0 HR: 0 S: 28 P: 32 ERA: 4.50 WHIP: 2.000															PITCHER				
PITCHER Dan Schneider, L ERA: 2.31 (7, 1)	IP: 0.1 WLS: L BF: 3 H: 2 R: 2 ER: 1 SO: 0 BB: 0 IBB: 0 HBP: 0 BLK: 0 WP: 0 HR: 0 S: 3 P: 3 ERA: 27.00 WHIP: 6.000															PITCHER				
PITCHER Clay Carroll, R ERA: 2.37 (7, 1)	IP: 1.2 WLS: L BF: 5 H: 0 R: 0 ER: 0 SO: 0 BB: 0 IBB: 0 HBP: 0 BLK: 0 WP: 1 HR: 0 S: 5 P: 5 ERA: 0.00 WHIP: 0.000															PITCHER				



Batter	1	2	3	4	5	6	7	8	9	AB	R	H	RBI	BB	SO	LOB	TOP			
Felipe Alou, R OBP: 0.341, SLG: 0.519 (1, 7)										4	0	2	0	0	0	0				
Frank Bolling, R OBP: 0.215, SLG: 0.247 (1, 4)										4	2	2	1	0	1	2				
Hank Aaron, R OBP: 0.371, SLG: 0.577 (1, 9)										3	0	1	0	1	1	0				
Joe Torre, R OBP: 0.371, SLG: 0.554 (1, 3)										3	0	1	1	0	0	2				
Gene Oliver, R OBP: 0.244, SLG: 0.308 Rico Carty, R OBP: 0.391, SLG: 0.409 (6, PH)										2	0	0	0	0	0	1				
Miguel de la Hoz, R OBP: 0.246, SLG: 0.286 (1, 5)										4	0	0	0	0	1	3				
Mack Jones, L OBP: 0.321, SLG: 0.488 (1, 8)										4	0	0	0	0	1	0	AB 33			
Felix Millan, R OBP: 0.298, SLG: 0.341 (1, 6)										4	0	1	0	0	0	0	R 2			
Don Schwall, R OBP: 0.118, SLG: 0.063 Dick Kelley, R Clay Carroll, R Tony Cloninger, R OBP: 0.277, SLG: 0.492 Dan Schneider, L OBP: 0.600, SLG: 0.600 (7, PH)										2	0	0	0	0	2	1	H 7			
Inning Stats	R: 1 E: 0 K: 1 S: 7	H: 2 LOB: 1 BB: 0 P: 7	R: 0 E: 0 K: 0 S: 3	H: 0 LOB: 0 BB: 0 P: 3	R: 0 E: 0 K: 2 S: 7	H: 1 LOB: 1 BB: 0 P: 7	R: 0 E: 0 K: 0 S: 3	H: 0 LOB: 0 BB: 0 P: 3	R: 0 E: 1 K: 2 S: 8	H: 0 LOB: 1 BB: 0 P: 8	R: 0 E: 0 K: 0 S: 5	H: 2 LOB: 1 BB: 0 P: 5	R: 0 E: 0 K: 1 S: 6	H: 1 LOB: 3 BB: 2 P: 14	R: 0 E: 0 K: 0 S: 3	H: 0 LOB: 0 BB: 0 P: 3	1B: 5 2B: 2 3B: 0 HR: 1	SF: 1 SAC: 0 DP: 1 HBP: 0	WP: 0 PB: 0 SB: 0 CS: 1	PA: 36
PITCHER	IP WLS BF H R ER SO BB IBB HBP BLK WP HR S P ERA WHIP																			
Joe Nuxhall, L ERA: 4.41 Don Nottebart, R ERA: 2.01	(1, 1) 7.1 W 30 7 2 2 5 1 0 0 0 0 1 39 43 2.46 1.091																			

Atlanta Braves @ Cincinnati Reds
Crosley Field, Cincinnati, OH
Fri Jul 22, 1966, 7:05 PM EDT
Att: 11,266 - Unknown

AB 33
R 2
H 7
RBI 2
BB 2
SO 6
LOB 11



Batter	1	2	3	4	5	6	7	8	9	AB	R	H	RBI	BB	SO	LOB	BOTTOM			
Tommy Harper, R OBP: 0.365, SLG: 0.398 (1, 9)										3	2	3	0	2	0	0				
Pete Rose, S OBP: 0.314, SLG: 0.384 (1, 4)										5	0	2	2	0	0	4				
Vada Pinson, L OBP: 0.330, SLG: 0.421 (1, 8)										5	0	1	1	0	0	5				
Gordy Coleman, L OBP: 0.320, SLG: 0.317 (1, 3)										5	1	1	0	0	1	3				
Art Shamsky, L OBP: 0.322, SLG: 0.516 (1, 7)										3	1	2	0	1	0	0				
Tommy Helms, R OBP: 0.327, SLG: 0.408 (1, 5)										4	1	2	0	0	0	1				
Johnny Edwards, L OBP: 0.305, SLG: 0.305 (1, 2)										3	1	0	0	1	3	6	AB 36			
Leo Cardenas, R OBP: 0.318, SLG: 0.427 (1, 6)										4	1	2	3	0	1	2	R 8			
Joe Nuxhall, L OBP: 0.133, SLG: 0.200 Don Nottebart, R OBP: 0.067, SLG: 0.067 (8, 1)										3	1	0	1	0	0	2	H 13			
Inning Stats	R: 0 E: 0 K: 0 S: 3	H: 1 LOB: 0 BB: 0 P: 3	R: 0 E: 0 K: 3 S: 11	H: 2 LOB: 2 BB: 0 P: 11	R: 0 E: 0 K: 0 S: 4	H: 1 LOB: 1 BB: 0 P: 4	R: 0 E: 0 K: 0 S: 3	H: 0 LOB: 0 BB: 0 P: 3	R: 1 E: 0 K: 0 S: 4	H: 1 LOB: 2 BB: 2 P: 12	R: 6 E: 0 K: 1 S: 12	H: 6 LOB: 1 BB: 0 P: 12	R: 0 E: 0 K: 1 S: 4	H: 0 LOB: 0 BB: 1 P: 8	R: 1 E: 0 K: 0 S: 5	H: 2 LOB: 2 BB: 1 P: 9	1B: 9 2B: 5 3B: 0 HR: 0	SF: 0 SAC: 0 DP: 1 HBP: 0	WP: 1 PB: 1 SB: 1 CS: 1	PA: 40
PITCHER	IP WLS BF H R ER SO BB IBB HBP BLK WP HR S P ERA WHIP																			
Don Schwall, R ERA: 3.36 Dick Kelley, L ERA: 81.0 Clay Carroll, R ERA: 2.35 Dan Schneider, L ERA: 2.42	(1, 1) 5.0 L 24 4 2 1 1 1 0 0 0 0 0 0 6 6 27.00 6.000																			

Atlanta Braves @ Cincinnati Reds
Crosley Field, Cincinnati, OH
Fri Jul 22, 1966, 7:05 PM EDT
Att: 11,266 - Unknown

AB 36
R 8
H 13
RBI 7
BB 4
SO 5
LOB 23



Batter	1	2	3	4	5	6	7	8	9	10	AB	R	H	RBI	BB	SO	LOB	TOP			
Felipe Alou, R OBP: 0.346, SLG: 0.525 (1, 3)	E7 1B		2B 2B		9-1-4 1B		F8			FC1-6 1B	5	1	4	0	0	0	1				
Eddie Mathews, L OBP: 0.324, SLG: 0.369 Miguel de la Hoz, R OBP: 0.241, SLG: 0.281 (10, PH)	K		2B 2H 3H		9-1-4 1-2f			4-3		FC1-6 1B	4	0	1	2	0	1	2				
Hank Aaron, R OBP: 0.369, SLG: 0.570 (1, 9)	K		K			K			S BB	F2	4	0	0	0	1	3	3				
Joe Torre, R OBP: 0.368, SLG: 0.549 (1, 2)	F7		F2			4-3				F2	5	0	1	0	0	0	3				
Mack Jones, L OBP: 0.320, SLG: 0.480 (1, 8)		G6-3 BB		K		F4				F7	3	0	0	0	1	1	1				
Rico Carty, R OBP: 0.389, SLG: 0.418 (1, 7)	K		F8							F5	4	1	1	1	0	1	1				
Frank Bolling, R OBP: 0.222, SLG: 0.243 (1, 4)	G6-3 1-2f						HR			5-3	2	0	0	0	2	0	1				
Denis Menke, R OBP: 0.352, SLG: 0.396 (1, 6)			K	K						F4	3	0	0	0	1	2	2				
Tony Cloninger, R OBP: 0.279, SLG: 0.477 Ted Abernathy, R OBP: 0.273, SLG: 0.200 Dick Kelley, R (10, 1)			2B 2B HBP		6-3					F4	2	1	0	0	0	1	1				
Inning Stats	R: 0 E: 1 K: 2 S: 8	H: 1 LOB: 1 BB: 0 P: 8	R: 0 E: 0 K: 1 S: 4	H: 0 LOB: 0 BB: 1 P: 8	R: 2 E: 0 K: 2 S: 9	H: 2 LOB: 1 BB: 0 P: 10	R: 0 E: 0 K: 2 S: 7	H: 0 LOB: 1 BB: 1 P: 11	R: 0 E: 0 K: 1 S: 5	H: 0 LOB: 0 BB: 0 P: 5	R: 1 E: 0 K: 1 S: 6	H: 1 LOB: 1 BB: 1 P: 10	R: 0 E: 0 K: 0 S: 3	H: 0 LOB: 1 BB: 1 P: 7	R: 0 E: 0 K: 0 S: 3	H: 0 LOB: 1 BB: 1 P: 7	R: 0 E: 0 K: 0 S: 4	H: 2 LOB: 2 BB: 0 P: 4	1B: 4 2B: 3 3B: 0 HR: 1	SF: 0 SAC: 0 DP: 2 HBP: 1	WP: 0 PA: 40
PITCHER	IP	WLS	BF	H	R	ER	SO	BB	IBB	HBP	BLK	WP	HR	S	P	ERA	WHIP				
Jim Maloney, R ERA: 2.67 (1, 1)	6.1		26	5	3	3	8	3	0	1	0	0	0	10	51	4.26	1.263				
Don Nottebart, R ERA: 1.92 (7, 1)	2.2		10	0	0	0	1	2	0	0	0	0	0	10	18	0.00	0.750				
Billy McCool, L ERA: 2.07 (10, 1)	1.0	W	4	2	0	0	0	0	0	0	0	0	0	4	4	0.00	2.000				

Atlanta Braves @ Cincinnati Reds
Crosley Field, Cincinnati, OH
Sun Jul 24 1966, 3:33 AM EDT
Unknown

AB 34
R 3
H 7
RBI 3
BB 5
SO 9
LOB 17



Batter	1	2	3	4	5	6	7	8	9	10	AB	R	H	RBI	BB	SO	LOB	BOTTOM					
Tommy Harper, R OBP: 0.369, SLG: 0.397 (1, 9)	G3 PB 1B		S BB		F9					5-3	3	0	1	0	2	0	2						
Pete Rose, S OBP: 0.310, SLG: 0.379 (1, 4)	G3 1-3		3-1 1-2			F6	F7			F7	5	0	0	0	0	0	4						
Vada Pinson, L OBP: 0.331, SLG: 0.427 (1, 8)	K				F9					4-3	4	2	1	1	1	1	3						
Gordy Coleman, L OBP: 0.312, SLG: 0.308 Tony Perez, R OBP: 0.284, SLG: 0.345 (10, PH)	K					K				G3	4	0	0	0	0	3	1						
Art Shamsky, L OBP: 0.320, SLG: 0.504 (1, 7)		K				K				F8	3	1	0	0	1	2	0						
Tommy Helms, R OBP: 0.329, SLG: 0.413 (1, 5)						5-3 1H	2B			F8	4	0	2	1	0	0	0						
Johnny Edwards, L OBP: 0.304, SLG: 0.320 (1, 2)		G6-4-3 1B					4-3			F7	4	1	1	1	0	0	2						
Leo Cardenas, R OBP: 0.314, SLG: 0.422 (1, 6)						4-3				F3	4	0	0	0	0	0	0						
Jim Maloney, L OBP: 0.281, SLG: 0.226 Don Nottebart, R OBP: 0.125, SLG: 0.067 Mel Queen, L OBP: 0.239, SLG: 0.139 Billy McCool, R OBP: 0.296, SLG: 0.231 (10, 1)						4-3				4-3	2	0	1	0	0	0	0						
Inning Stats	R: 0 E: 0 K: 2 S: 8	H: 1 LOB: 1 BB: 0 P: 8	R: 0 E: 0 K: 1 S: 5	H: 1 LOB: 0 BB: 0 P: 5	R: 0 E: 0 K: 0 S: 3	H: 0 LOB: 1 BB: 1 P: 7	R: 0 E: 0 K: 2 S: 7	H: 0 LOB: 0 BB: 0 P: 7	R: 1 E: 0 K: 0 S: 5	H: 2 LOB: 1 BB: 0 P: 5	R: 2 E: 0 K: 1 S: 7	H: 2 LOB: 1 BB: 1 P: 11	R: 0 E: 0 K: 0 S: 3	H: 0 LOB: 2 BB: 2 P: 11	R: 0 E: 0 K: 0 S: 3	H: 0 LOB: 0 BB: 0 P: 3	R: 0 E: 0 K: 0 S: 3	H: 0 LOB: 1 BB: 1 P: 7	R: 1 E: 1 K: 0 S: 1	H: 0 LOB: 0 BB: 1 P: 5	1B: 3 2B: 1 3B: 0 HR: 2	SF: 0 SAC: 0 DP: 1 HBP: 0	WP: 1 PA: 40
PITCHER	IP	WLS	BF	H	R	ER	SO	BB	IBB	HBP	BLK	WP	HR	S	P	ERA	WHIP						
Tony Cloninger, R ERA: 4.63 (1, 1)	6.0		25	6	3	3	6	2	0	0	0	0	0	35	43	4.50	1.333						
Ted Abernathy, R ERA: 4.92 (7, 1)	3.0		12	0	0	0	0	3	0	0	0	0	0	9	21	0.00	1.000						
Dick Kelley, L ERA: 40.5 (10, 1)	0.1	L	3	0	1	0	0	1	0	0	0	1	0	1	5	0.00	3.000						

Atlanta Braves @ Cincinnati Reds
Crosley Field, Cincinnati, OH
Sun Jul 24 1966, 3:33 AM EDT
Unknown

AB 34
R 4
H 6
RBI 3
BB 6
SO 6
LOB 12



Batter	1	2	3	4	5	6	7	8	9	10	AB	R	H	RBI	BB	SO	LOB	TOP										
Felipe Alou, R OBP: 0.347, SLG: 0.526 (1, 3)	F9 SF9 2B		K		F8		S 1B 1B		6-3		5	2	2	0	0	1	1	Atlanta Braves @ Cincinnati Reds Crosley Field, Cincinnati, OH Sun Jul 24 1966, 3:38 AM EDT Att: 22,379 - Unknown										
Eddie Mathews, L OBP: 0.322, SLG: 0.366 (1, 5)	F9 2-3		E4 FC6-4		1-3		K		FC6-4 1B		5	0	1	0	0	1	3											
Hank Aaron, R OBP: 0.369, SLG: 0.577 (1, 9)	SF9		FC6-4 1-2f				HR		1B IBB		3	1	1	2	1	0	2											
Joe Torre, R OBP: 0.371, SLG: 0.567 (1, 2)	6-3						HR		6-3 1-3 2-H 1B		5	2	3	3	0	0	0											
Mack Jones, L OBP: 0.322, SLG: 0.476 (1, 8)		F9					4-0 BB G5-4-3		4-3 1B		4	0	1	0	1	0	2											
Rico Carty, R OBP: 0.388, SLG: 0.412 (1, 7)		K					G5-4-3 1-2f		F8 1B		4	0	0	0	1	1	2											
Frank Bolling, R OBP: 0.228, SLG: 0.244 (1, 4)							5-3		FC1-6 BB G5-4-3		4	0	1	0	1	0	1											
Denis Menke, R OBP: 0.351, SLG: 0.393 (1, 6)							1B		FC6-4 1-2f		4	0	1	0	0	0	4											
Ken Johnson, R OBP: 0.154, SLG: 0.283 (6, 1)							SH1-4 1B		G5-4-3 1-2f		1	0	0	0	0	0	0											
Dan Schneider, L OBP: 0.227, SLG: 0.375 (7, 1)							SH1-4 1B		F7		1	0	0	0	0	0	0											
Chi-Chi Olivo, R OBP: 0.227, SLG: 0.375 (8, 1)							1-2		K		0	0	0	0	0	0	0											
Miguel de la Hoz, R OBP: 0.227, SLG: 0.375 (9, 1)							1-2		F7		0	0	0	0	0	0	0											
Ted Abernathy, R OBP: 0.273, SLG: 0.200 (9, 1)							1-2		F7		0	0	0	0	0	0	0											
Inning Stats	R: 1 E: 0 K: 0 S: 4	H: 1 LOB: 0 BB: 0 P: 4	R: 0 E: 0 K: 1 S: 6	H: 1 LOB: 1 BB: 0 P: 6	R: 0 E: 1 K: 1 S: 6	H: 0 LOB: 1 BB: 0 P: 6	R: 1 E: 0 K: 0 S: 3	H: 1 LOB: 0 BB: 1 P: 7	R: 0 E: 0 K: 0 S: 5	H: 1 LOB: 1 BB: 0 P: 4	R: 1 E: 0 K: 2 S: 9	H: 2 LOB: 2 BB: 1 P: 9	R: 1 E: 0 K: 0 S: 9	H: 2 LOB: 2 BB: 1 P: 13	R: 0 E: 0 K: 0 S: 2	H: 0 LOB: 0 BB: 1 P: 6	R: 0 E: 0 K: 0 S: 4	H: 1 LOB: 0 BB: 0 P: 4	R: 1 E: 0 K: 0 S: 4	H: 1 LOB: 0 BB: 0 P: 4	1B: 6 2B: 1 3B: 0 HR: 3	SF: 1 SAC: 1 DP: 2 HBP: 0	WP: 0 PB: 0 SB: 2 CS: 0	PA: 43				
PITCHER	IP	WLS	BF	H	R	ER	SO	BB	IBB	HBP	BLK	WP	HR	S	P	ERA	WHIP											
Sammy Ellis, R ERA: 5.38 (1, 1)	6.2		31	8	4	4	4	2	1	0	0	0	0	2	36	48	5.40	1.500										
Billy McCool, L ERA: 2.1 (7, 1)	3.1	L	12	2	1	1	0	1	0	0	0	0	0	1	11	15	2.70	0.900										

Batter	1	2	3	4	5	6	7	8	9	10	AB	R	H	RBI	BB	SO	LOB	BOTTOM									
Tommy Harper, R OBP: 0.369, SLG: 0.399 (1, 9)	K				F9 1B 2B						4	1	1	0	1	3	1	Atlanta Braves @ Cincinnati Reds Crosley Field, Cincinnati, OH Sun Jul 24 1966, 3:38 AM EDT Att: 22,379 - Unknown									
Pete Rose, S OBP: 0.309, SLG: 0.377 (1, 4)	4-3				F9 2-3				4-3		5	0	1	0	0	1	4										
Vada Pinson, L OBP: 0.332, SLG: 0.426 (1, 8)	2B 1B				1B BB				K		4	1	1	0	1	2	5										
Gordy Coleman, L OBP: 0.325, SLG: 0.329 (1, 3)									F3		3	1	3	2	0	0	0										
Tony Perez, R OBP: 0.286, SLG: 0.347 (7, PH) (8, 3)	2B 2B				CS 1B				FC3-6 1B		2	0	1	0	0	0	0										
Art Shamsky, L OBP: 0.321, SLG: 0.507 (1, 7)	2B				F4				FC3-6 CS		3	0	1	1	0	0	3										
Giraldo Ruiz, S OBP: 0.260, SLG: 0.232 (7, PH) (8, 7)	2B				F3				FC3-6 CS		2	1	1	0	0	0	1										
Tommy Helms, R OBP: 0.330, SLG: 0.411 (1, 5)	F9				F8				CS		4	0	1	1	1	0	2										
Jimmie Coker, R OBP: 0.262, SLG: 0.375 (1, 2)									F9		4	0	1	0	0	0	4										
Mel Queen, L OBP: 0.234, SLG: 0.135 (10, PH)					CS				G3		1	0	0	0	0	0	0										
Leo Cardenas, R OBP: 0.313, SLG: 0.419 (1, 6)					5-3				F9		1	0	0	0	0	0	0										
Sammy Ellis, L OBP: 0.178, SLG: 0.098 (1, 1)											2	0	1	0	0	0	0										
Billy McCool, R OBP: 0.267, SLG: 0.214 (7, 1)					1-4-3				F8		1	0	0	0	0	0	0										
Inning Stats	R: 2 E: 0 K: 1 S: 8	H: 3 LOB: 1 BB: 0 P: 8	R: 0 E: 0 K: 1 S: 7	H: 2 LOB: 3 BB: 1 P: 11	R: 0 E: 0 K: 0 S: 3	H: 1 LOB: 0 BB: 0 P: 3	R: 0 E: 0 K: 1 S: 5	H: 0 LOB: 0 BB: 0 P: 5	R: 1 E: 0 K: 2 S: 9	H: 2 LOB: 2 BB: 0 P: 9	R: 0 E: 0 K: 0 S: 5	H: 0 LOB: 0 BB: 0 P: 5	R: 0 E: 0 K: 1 S: 5	H: 1 LOB: 0 BB: 0 P: 5	R: 0 E: 0 K: 0 S: 3	H: 0 LOB: 0 BB: 0 P: 3	1B: 9 2B: 4 3B: 0 HR: 0	SF: 0 SAC: 1 DP: 0 HBP: 0	WP: 2 PB: 0 SB: 0 CS: 2	PA: 46							
PITCHER	IP	WLS	BF	H	R	ER	SO	BB	IBB	HBP	BLK	WP	HR	S	P	ERA	WHIP										
Ken Johnson, R ERA: 2.96 (1, 1)	5.2		29	10	3	3	4	3	3	0	0	0	0	34	46	4.76	2.294										
Dan Schneider, L ERA: 2.74 (6, 1)	0.2		3	1	1	1	1	0	0	0	0	0	0	5	5	13.50	1.500										
Clay Carroll, R ERA: 2.33 (7, 1)	0.2		3	1	0	0	0	0	0	0	0	1	0	3	3	0.00	1.500										
Chi-Chi Olivo, R ERA: 3.84 (8, 1)	1.0		3	0	0	0	1	0	0	0	0	0	0	5	5	0.00	0.000										
Ted Abernathy, R ERA: 4.76 (9, 1)	2.0	W	6	1	0	0	1	0	0	0	0	0	0	8	8	0.00	0.500										

AB	37
R	5
H	10
RBI	5
BB	4
SO	4
LOB	15

AB	40
R	4
H	13
RBI	4
BB	3
SO	7
LOB	21



Batter	1	2	3	4	5	6	7	8	9	AB	R	H	RBI	BB	SO	LOB	TOP				
Lou Brock, L OBP: 0.300, SLG: 0.423 (1,7)	4-3		1-3			F6	F7		BB IBB	4	0	0	0	1	0	1					
Julian Javier, R OBP: 0.263, SLG: 0.289 (1,4)	F7		F8			1B SF5 1B		SH5-3 HR BB	BB BB BB BB	3	2	1	0	2	0	0					
Curt Flood, R OBP: 0.308, SLG: 0.387 (1,8)	F3			5-3		SF5 1B		SH5-3	BB	4	0	1	0	0	0	3					
Orlando Cepeda, R OBP: 0.372, SLG: 0.556 (1,3)		1B 1B 1B		K		SF5		F9		3	0	1	1	0	1	1					
Mike Shannon, R OBP: 0.356, SLG: 0.534 (1,9)		1B 1B		F5		5-3			BB BB BB	4	1	2	2	0	0	1					
Tim McCarver, L OBP: 0.325, SLG: 0.458 (1,2)		1B 1B						L3		4	1	2	1	0	0	2					
Charley Smith, R OBP: 0.318, SLG: 0.402 (1,5)				F3				HR		4	0	1	0	0	0	1					
Dal Maxvill, R OBP: 0.298, SLG: 0.279 (1,6)		G6-4-3 1B		K		F3			BB SH1-4 BB	3	0	0	0	1	1	4					
Al Jackson, L OBP: 0.271, SLG: 0.302 (1,1)				F3						3	0	1	0	0	1	1					
Nelson Briles, R OBP: 0.118, SLG: 0.091 (8,1)										0	0	0	0	0	0	0					
Joe Hoerner, R OBP: 0.333, SLG: 1.333 (8,1)										0	0	0	0	0	0	0					
Inning Stats	R: 0 E: 0 K: 0 S: 3	H: 0 LOB: 0 BB: 0 P: 3	R: 0 E: 0 K: 0 S: 5	H: 3 LOB: 2 BB: 0 P: 5	R: 0 E: 0 K: 1 S: 3	H: 0 LOB: 0 BB: 0 P: 3	R: 0 E: 0 K: 2 S: 8	H: 1 LOB: 1 BB: 0 P: 8	R: 1 E: 0 K: 0 S: 5	H: 2 LOB: 1 BB: 0 P: 5	R: 1 E: 1 K: 0 S: 5	H: 2 LOB: 1 BB: 0 P: 5	R: 2 E: 0 K: 0 S: 4	H: 1 LOB: 0 BB: 1 P: 8	R: 0 E: 0 K: 0 S: 3	H: 0 LOB: 3 BB: 3 P: 15	1B: 7 2B: 0 3B: 0 HR: 2	SF: 1 SAC: 2 DP: 1 HBP: 0	WP: 0 PB: 0 SB: 0 CS: 0	PA: 39	
PITCHER	IP WLS BF H R ER SO BB IBB HBP BLK WP HR S P ERA WHIP	IP WLS BF H R ER SO BB IBB HBP BLK WP HR S P ERA WHIP	IP WLS BF H R ER SO BB IBB HBP BLK WP HR S P ERA WHIP	IP WLS BF H R ER SO BB IBB HBP BLK WP HR S P ERA WHIP	IP WLS BF H R ER SO BB IBB HBP BLK WP HR S P ERA WHIP	IP WLS BF H R ER SO BB IBB HBP BLK WP HR S P ERA WHIP	IP WLS BF H R ER SO BB IBB HBP BLK WP HR S P ERA WHIP	IP WLS BF H R ER SO BB IBB HBP BLK WP HR S P ERA WHIP	IP WLS BF H R ER SO BB IBB HBP BLK WP HR S P ERA WHIP	IP WLS BF H R ER SO BB IBB HBP BLK WP HR S P ERA WHIP	IP WLS BF H R ER SO BB IBB HBP BLK WP HR S P ERA WHIP	IP WLS BF H R ER SO BB IBB HBP BLK WP HR S P ERA WHIP	IP WLS BF H R ER SO BB IBB HBP BLK WP HR S P ERA WHIP	IP WLS BF H R ER SO BB IBB HBP BLK WP HR S P ERA WHIP	IP WLS BF H R ER SO BB IBB HBP BLK WP HR S P ERA WHIP	IP WLS BF H R ER SO BB IBB HBP BLK WP HR S P ERA WHIP	IP WLS BF H R ER SO BB IBB HBP BLK WP HR S P ERA WHIP	IP WLS BF H R ER SO BB IBB HBP BLK WP HR S P ERA WHIP	IP WLS BF H R ER SO BB IBB HBP BLK WP HR S P ERA WHIP	IP WLS BF H R ER SO BB IBB HBP BLK WP HR S P ERA WHIP	IP WLS BF H R ER SO BB IBB HBP BLK WP HR S P ERA WHIP

St. Louis Cardinals @ Atlanta Braves
Atlanta Stadium, Atlanta, GA
Tue Jul 26 1966, 7:05 PM EDT
Att: 17,520 - Unknown

AB 32
R 4
H 9
RBI 4
BB 4
SO 3
LOB 14



Batter	1	2	3	4	5	6	7	8	9	AB	R	H	RBI	BB	SO	LOB	BOTTOM				
Felipe Alou, R OBP: 0.347, SLG: 0.526 (1,3)	4-3		F9 1B 2B	FC6-4				FC6-4		4	1	1	0	1	0	3					
Mack Jones, L OBP: 0.319, SLG: 0.469 (1,8)	E S 1B		F9		5-3	4-3		F8		5	0	1	0	0	0	5					
Hank Aaron, R OBP: 0.369, SLG: 0.582 (1,9)	K		FC6-4 1B		L6		HR		F7	5	1	2	2	0	1	1					
Joe Torre, R OBP: 0.369, SLG: 0.562 (1,2)	6-3		FC6-4			FC5-4 1B		5-3		5	0	1	0	0	1	2					
Rico Carty, R OBP: 0.386, SLG: 0.409 (1,7)				6-3		FC5-4		K		4	0	1	0	1	1	1					
Frank Bolling, R OBP: 0.238, SLG: 0.261 (1,4)						SH3-4 1B			F3	5	1	3	0	0	0	2					
Eddie Mathews, L OBP: 0.317, SLG: 0.360 (1,5)					F5	1-3				4	0	0	0	0	1	4					
Denis Menke, R OBP: 0.353, SLG: 0.390 (1,6)								F7		2	0	0	0	2	0	1					
Denny Lemaster, R OBP: 0.188, SLG: 0.156 (1,1)										2	0	1	1	0	0	0					
Gene Oliver, R OBP: 0.250, SLG: 0.314 (8,PH)										1	0	1	0	0	0	0					
Ted Abernathy, R OBP: 0.273, SLG: 0.200 (8,1)										0	0	0	0	0	0	0					
Inning Stats	R: 0 E: 0 K: 1 S: 6	H: 1 LOB: 1 BB: 0 P: 6	R: 0 E: 0 K: 0 S: 4	H: 1 LOB: 1 BB: 0 P: 4	R: 1 E: 0 K: 0 S: 5	H: 2 LOB: 1 BB: 0 P: 5	R: 1 E: 1 K: 0 S: 5	H: 2 LOB: 2 BB: 1 P: 9	R: 0 E: 0 K: 0 S: 4	H: 1 LOB: 1 BB: 2 P: 12	R: 1 E: 0 K: 2 S: 9	H: 2 LOB: 1 BB: 0 P: 9	R: 0 E: 0 K: 0 S: 4	H: 1 LOB: 1 BB: 0 P: 4	R: 0 E: 0 K: 1 S: 5	H: 0 LOB: 1 BB: 1 P: 9	1B: 8 2B: 2 3B: 0 HR: 1	SF: 0 SAC: 1 DP: 0 HBP: 0	WP: 0 PB: 0 SB: 1 CS: 0	PA: 42	
PITCHER	IP WLS BF H R ER SO BB IBB HBP BLK WP HR S P ERA WHIP	IP WLS BF H R ER SO BB IBB HBP BLK WP HR S P ERA WHIP	IP WLS BF H R ER SO BB IBB HBP BLK WP HR S P ERA WHIP	IP WLS BF H R ER SO BB IBB HBP BLK WP HR S P ERA WHIP	IP WLS BF H R ER SO BB IBB HBP BLK WP HR S P ERA WHIP	IP WLS BF H R ER SO BB IBB HBP BLK WP HR S P ERA WHIP	IP WLS BF H R ER SO BB IBB HBP BLK WP HR S P ERA WHIP	IP WLS BF H R ER SO BB IBB HBP BLK WP HR S P ERA WHIP	IP WLS BF H R ER SO BB IBB HBP BLK WP HR S P ERA WHIP	IP WLS BF H R ER SO BB IBB HBP BLK WP HR S P ERA WHIP	IP WLS BF H R ER SO BB IBB HBP BLK WP HR S P ERA WHIP	IP WLS BF H R ER SO BB IBB HBP BLK WP HR S P ERA WHIP	IP WLS BF H R ER SO BB IBB HBP BLK WP HR S P ERA WHIP	IP WLS BF H R ER SO BB IBB HBP BLK WP HR S P ERA WHIP	IP WLS BF H R ER SO BB IBB HBP BLK WP HR S P ERA WHIP	IP WLS BF H R ER SO BB IBB HBP BLK WP HR S P ERA WHIP	IP WLS BF H R ER SO BB IBB HBP BLK WP HR S P ERA WHIP	IP WLS BF H R ER SO BB IBB HBP BLK WP HR S P ERA WHIP	IP WLS BF H R ER SO BB IBB HBP BLK WP HR S P ERA WHIP	IP WLS BF H R ER SO BB IBB HBP BLK WP HR S P ERA WHIP	IP WLS BF H R ER SO BB IBB HBP BLK WP HR S P ERA WHIP

St. Louis Cardinals @ Atlanta Braves
Atlanta Stadium, Atlanta, GA
Tue Jul 26 1966, 7:05 PM EDT
Att: 17,520 - Unknown

AB 37
R 3
H 11
RBI 3
BB 4
SO 4
LOB 19



Batter	1	2	3	4	5	6	7	8	9	AB	R	H	RBI	BB	SO	LOB	TOP										
Curt Flood, R OBP: 0.309, SLG: 0.395 (1, 8)	0-0 FC6-4 1B		0-0 L6	0-0 HR		0-0 4-3		0-3 K		5	1	2	1	0	1	1	St. Louis Cardinals @ Atlanta Braves Atlanta Stadium, Atlanta, GA Wed Jul 27 1966, 7:05 PM EDT Att: 11,616 - Unknown										
Lou Brock, L OBP: 0.301, SLG: 0.426 (1, 7)	0-0 FC6-4 CS 1-2		0-3 K	0-0 CS 1B		0-0 L7		0-0 2B		5	0	2	0	0	1	2											
Tim McCarver, L OBP: 0.323, SLG: 0.452 (1, 2)	0-0 4-3 1-2		0-0 4-3	0-0 CS	1-0 2B 4-3 WP HBP		0-0 F7		0-0 F9		4	1	0	0	0	3											
Orlando Cepeda, R OBP: 0.375, SLG: 0.565 (1, 3)		0-0 3B 2B		0-0 F4	0-0 4-3 1B 2B		0-0 E 1B		0-0 F8		5	2	3	0	0	0											
Mike Shannon, R OBP: 0.357, SLG: 0.538 (1, 9)		0-0 SF7 3B 2H		4-0 3B BB	0-0 F9		0-0 F8		0-0 F8		4	2	1	1	1	0		3									
Charley Smith, R OBP: 0.316, SLG: 0.408 (1, 5)		0-0 SF7		0-0 3B 1-H	0-0 4-3		0-0 E5		0-3 K		4	1	1	3	0	1		2									
Julian Javier, R OBP: 0.266, SLG: 0.300 (1, 4)		0-0 L7		0-0 HR 3B	0-0 FC6-4 1B		0-0 F5				4	1	2	2	0	2											
Dal Maxvill, R OBP: 0.297, SLG: 0.278 (1, 6)		0-0 1B		0-0 6-3	0-0 FC6-4		0-3 K				4	0	1	0	0	1		4									
Ray Washburn, R OBP: 0.176, SLG: 0.281 Hal Woodeshick, R OBP: 0.250, SLG: 0.500 Nelson Briles, R OBP: 0.114, SLG: 0.088 (1, 1) (7, 1) (7, 1)		0-0 L6		0-0 HR		0-0 4-3 2B		0-3 K		3	1	2	2	0	0	1											
Inning Stats	R: 0 E: 0 K: 0 S: 3	H: 1 LOB: 0 BB: 0 P: 3	R: 2 E: 0 K: 0 S: 6	H: 3 LOB: 1 BB: 0 P: 6	R: 0 E: 0 K: 1 S: 5	H: 0 LOB: 0 BB: 0 P: 5	R: 5 E: 0 K: 0 S: 7	H: 5 LOB: 0 BB: 1 P: 11	R: 2 E: 0 K: 0 S: 5	H: 2 LOB: 1 BB: 0 P: 6	R: 0 E: 0 K: 0 S: 4	H: 1 LOB: 1 BB: 0 P: 4	R: 0 E: 1 K: 1 S: 7	H: 1 LOB: 2 BB: 0 P: 7	R: 0 E: 0 K: 2 S: 8	H: 1 LOB: 0 BB: 0 P: 8		R: 0 E: 0 K: 1 S: 5	H: 0 LOB: 0 BB: 0 P: 5	1B: 5 2B: 4 3B: 3 HR: 2	SF: 1 SAC: 0 DP: 0 HBP: 1	WP: 1 PB: 0 CS: 2	PA: 43				
PITCHER	IP	WLS	BF	H	R	ER	SO	BB	IBB	HBP	BLK	WP	HR	S	P	ERA	WHIP										
Joey Jay, R ERA: 4.39 Dan Schneider, L ERA: 3.09 Dick Kelley, L ERA: 16.2 Clay Carroll, R ERA: 2.3	(1, 1) (4, 1) (8, 1) (9, 1)	3.2 3.1 1.0 1.0	L 16 4 3	19 5 1 0	8 2 0 0	7 2 0 0	1 2 2 0	1 0 0 0	0 0 0 0	0 1 0 0	0 0 0 0	0 1 0 0	2 17 8 5	20 18 8 5	24 18 8 5	17.18 5.40 0.00 0.00	2.455 1.500 1.000 0.000										

AB	39
R	9
H	14
RBI	9
BB	1
SO	5
LOB	18



Batter	1	2	3	4	5	6	7	8	9	AB	R	H	RBI	BB	SO	LOB	BOTTOM										
Felipe Alou, R OBP: 0.348, SLG: 0.531 (1, 3) (8, 5)	0-0 6-3		0-0 1B		0-0 HR		0-0 F5	0-0 L4		5	1	2	2	0	0	0	St. Louis Cardinals @ Atlanta Braves Atlanta Stadium, Atlanta, GA Wed Jul 27 1966, 7:05 PM EDT Att: 11,616 - Unknown										
Mack Jones, L OBP: 0.325, SLG: 0.484 (1, 8)	4-0 5-3 BB		0-0 1B	1-3 1B	0-0 G3		0-0 HR	0-0 L6		4	1	2	1	1	0	0											
Hank Aaron, R OBP: 0.370, SLG: 0.579 (1, 9)	0-0 5-3 1-2		0-0 F5		4-0 FC5-4 BB		0-0 5-3 1B 1B		0-0 5-3		4	1	1	0	1	0		3									
Joe Torre, R OBP: 0.370, SLG: 0.560 Felix Milian, R OBP: 0.296, SLG: 0.341 (1, 2) (9, PR)	0-3 K		0-3 K		0-0 FC5-4		0-0 5-3 1B 1B		0-0 PB 1B 1B		5	1	2	0	0	2		4									
Rico Carty, R OBP: 0.383, SLG: 0.406 (1, 7)		0-0 FC6-4 1B		0-0 F8	0-0 5-3		0-0 5-3		0-0 L4		5	0	1	0	0	0		4									
Frank Bolling, R OBP: 0.254, SLG: 0.279 (1, 4)		0-0 F6		0-0 1B		0-0 S 4-3 2B	4-0 2B BB		0-0 FC4-6 1B		4	1	3	1	1	0		1									
Eddie Mathews, L OBP: 0.147, SLG: 0.094 Gene Oliver, R OBP: 0.254, SLG: 0.325 (1, 5) (7, PH) (8, 3)		0-0 L8		0-0 F8		0-0 4-3	0-0 2B		0-0 FC4-6		3	0	0	1	0	0		2									
Denis Menke, R OBP: 0.348, SLG: 0.384 (1, 6)		0-0 FC6-4		0-3 K		0-0 F7	0-0 F7				4	0	0	0	0	1		4									
Joey Jay, S OBP: 0.147, SLG: 0.094 Dan Schneider, L OBP: 0.500, SLG: 0.500 Dick Kelley, R Miguel de la Hoz, R OBP: 0.233, SLG: 0.271 Clay Carroll, R (1, 1) (4, 1) (8, PH) (9, 1)			0-0 6-3		0-0 HR		0-0 4-3		0-0 5-3		1	0	0	0	0	0		0									
Inning Stats	R: 0 E: 0 K: 1 S: 5	H: 0 LOB: 1 BB: 1 P: 9	R: 0 E: 0 K: 0 S: 4	H: 1 LOB: 0 BB: 0 P: 4	R: 0 E: 0 K: 1 S: 7	H: 2 LOB: 0 BB: 0 P: 7	R: 0 E: 0 K: 1 S: 6	H: 1 LOB: 1 BB: 0 P: 6	R: 2 E: 0 K: 0 S: 5	H: 2 LOB: 1 BB: 1 P: 9	R: 1 E: 0 K: 0 S: 4	H: 1 LOB: 0 BB: 0 P: 4	R: 3 E: 0 K: 0 S: 7	H: 4 LOB: 2 BB: 1 P: 11	R: 0 E: 0 K: 0 S: 3	H: 0 LOB: 1 BB: 0 P: 3		R: 1 E: 0 K: 0 S: 5	H: 2 LOB: 1 BB: 0 P: 5	1B: 9 2B: 2 3B: 0 HR: 2	SF: 0 SAC: 0 DP: 0 HBP: 0	WP: 0 PB: 1 CS: 0	PA: 43				
PITCHER	IP	WLS	BF	H	R	ER	SO	BB	IBB	HBP	BLK	WP	HR	S	P	ERA	WHIP										
Ray Washburn, R ERA: 3.0 Hal Woodeshick, L ERA: 2.65 Nelson Briles, R ERA: 3.46	(1, 1) (7, 1) (7, 1)	6.2 0.0 2.1	W 1 S	33 1 9	10 1 2	6 0 1	3 0 0	0 0 0	0 0 0	0 0 0	0 0 0	0 0 0	2 1 9	36 48 9	48 1 9	8.10 ∞ 0.00	1.950 ∞ 0.857										



Batter	1	2	3	4	5	6	7	8	9	AB	R	H	RBI	BB	SO	LOB	TOP				
Curt Flood, R OBP: 0.310, SLG: 0.398 (1, 8)	0-0 6-3	0-0 3B 1B		0-0 1-3			0-3 K		0-0 2B	5	1	2	0	0	1	1					
Lou Brock, L OBP: 0.305, SLG: 0.438 (1, 7)	0-0 4-3	0-0 3B		0-0 F6			0-0 2B		0-0 2B	5	0	3	3	0	0	1					
Tim McCarver, L OBP: 0.319, SLG: 0.445 (1, 2)	0-0 G3	0-0 G3			0-0 4-3		0-0 F8		0-0 F6	5	0	0	0	0	0	4					
Orlando Cepeda, R OBP: 0.376, SLG: 0.576 (1, 3)		0-0 HR	0-0 6-3		0-3 K			0-0 2B	0-3 K	5	2	2	1	0	2	2					
Mike Shannon, R OBP: 0.355, SLG: 0.537 (1, 9)		0-3 K	0-0 F2		0-3 K			0-0 2B		4	0	1	1	0	2	0					
Charley Smith, R OBP: 0.318, SLG: 0.407 (1, 5)		4-0 1B 3B BB	0-0 1B		0-0 F4			0-0 5-3		3	1	1	0	1	0	1					
Julian Javier, R OBP: 0.266, SLG: 0.299 (1, 4)		0-0 3B 1B	0-0 F6		0-3 K			0-0 B3-5		4	1	1	0	0	1	2					
Dal Maxvill, R OBP: 0.306, SLG: 0.298 (1, 6)		0-0 3B		0-0 SH3-4 1B		0-0 4-3			0-0 2B 1B	4	1	3	2	0	0	0					
Bob Gibson, R OBP: 0.246, SLG: 0.328 (1, 1)		0-0 FC5-2-6 3B		0-0 SH3-4 1B			0-0 F3		0-3 K	2	1	0	0	0	0	1					
Don Dennis, R OBP: 0.111, SLG: 0.111 (8, 1)										0	0	0	0	0	0	0					
Joe Hoerner, R OBP: 0.250, SLG: 1.000 (8, 1)										1	0	0	0	0	1	1					
Inning Stats	R: 0 E: 0 K: 0 S: 3	H: 0 LOB: 0 BB: 0 P: 3	R: 5 E: 0 K: 1 S: 10	H: 5 LOB: 1 BB: 1 P: 14	R: 0 E: 0 K: 0 S: 4	H: 1 LOB: 1 BB: 0 P: 4	R: 0 E: 0 K: 0 S: 4	H: 1 LOB: 1 BB: 0 P: 4	R: 0 E: 0 K: 2 S: 7	H: 0 LOB: 0 BB: 0 P: 7	R: 0 E: 0 K: 1 S: 5	H: 0 LOB: 0 BB: 0 P: 5	R: 0 E: 0 K: 1 S: 6	H: 1 LOB: 1 BB: 0 P: 6	R: 1 E: 0 K: 0 S: 4	H: 2 LOB: 0 BB: 0 P: 4	R: 1 E: 0 K: 2 S: 10	H: 3 LOB: 2 BB: 0 P: 10	1B: 5 2B: 6 3B: 2 HR: 1	SF: 0 SAC: 1 DP: 1 HBP: 0	WP: 2 PA: 40 SB: 0 CS: 0
PITCHER	IP WLS BF H R ER SO BB IBB HBP BLK WP HR S P ERA WHIP																				
Don Schwall, R ERA: 4.03 (1, 1)	1.2 L 11 5 5 5 1 1 0 0 0 0 0 1 12 16 27.00 3.600																				
Clay Carroll, R ERA: 2.24 (2, 1)	2.1 9 2 0 0 0 0 0 0 0 0 1 0 9 9 0.00 0.857																				
Jay Ritchie, R ERA: (5, 1)	3.0 10 1 0 0 4 0 0 0 0 0 0 0 18 18 0.00 0.333																				
Dick Kelley, L ERA: 13.5 (8, 1)	1.0 4 2 1 1 0 0 0 0 0 0 1 0 4 4 9.00 2.000																				
Ted Abernathy, R ERA: 4.79 (9, 1)	1.0 6 3 1 1 2 0 0 0 0 0 0 0 10 10 9.00 3.000																				

St. Louis Cardinals @ Atlanta Braves
Atlanta Stadium, Atlanta, GA
Thu Jul 28 1966, 7:05 PM EDT
Att: 11,343 - Unknown

AB 38
R 7
H 13
RBI 7
BB 1
SO 7
LOB 13



Batter	1	2	3	4	5	6	7	8	9	AB	R	H	RBI	BB	SO	LOB	BOTTOM				
Felipe Alou, R OBP: 0.349, SLG: 0.536 (1, 3)	0-0 L8 BB SF9 1B		0-0 F4		0-0 F8		0-0 HR		0-0 1-4-3	5	2	2	1	0	0	1					
Mack Jones, L OBP: 0.331, SLG: 0.482 (1, 8)	4-0 SF9 BB BB		0-0 F7		0-0 1B		4-0 BB		0-0 F6	3	0	1	0	2	0	0					
Hank Aaron, R OBP: 0.368, SLG: 0.573 (1, 9)	0-0 L8		4-0 BB		0-0 F8		0-3 K		0-3 K	4	0	0	0	1	2	4					
Joe Torre, R OBP: 0.370, SLG: 0.556 (1, 2)	4-0 1-2 BB		0-0 L5		0-0 F3			0-0 1B SF9 1B	0-0 L6	4	1	1	0	1	0	2					
Rico Carty, R OBP: 0.385, SLG: 0.406 (1, 7)	0-0 SF9			4-0 1B BB		0-0 6-3		0-0 1B 2B 1B		2	1	1	1	1	0	0					
Frank Bolling, R OBP: 0.254, SLG: 0.278 (1, 4)	2-3 3H K		0-3 K		0-3 K		0-0 F8		0-0 1-2 2-3 2B 1B	4	1	1	0	0	2	3					
Eddie Mathews, L OBP: 0.371, SLG: 0.352 (1, 5)		0-3 K		0-0 F7		0-0 G3		0-0 SF9		3	0	0	0	0	1	1					
Miguel de la Hoz, R OBP: 0.230, SLG: 0.271 (8, PH) (9, 5)										0	0	0	1	0	0	0					
Denis Menke, R OBP: 0.350, SLG: 0.390 (1, 6)		0-0 6-3		0-0 1-3 1B		0-0 F8		0-0 2B		4	0	2	2	0	0	0					
Don Schwall, R ERA: 0.118, SLG: 0.063 (1, 1)										0	0	0	0	0	0	0					
Clay Carroll, R ERA: 2.24 (2, 1)										1	0	0	0	0	0	0					
Gene Oliver, R ERA: 5.79, SLG: 0.323 (4, PH)										1	0	0	0	0	1	2					
Jay Ritchie, R ERA: (5, 1)										0	0	0	0	0	0	0					
Ty Cline, L OBP: 0.333, SLG: 0.333 (7, PH)										1	0	0	0	0	0	0					
Dick Kelley, R ERA: (8, 1)										0	0	0	0	0	0	0					
Woody Woodward, R ERA: 5.79, SLG: 0.333 (8, PH)										1	0	0	0	0	1	1					
Ted Abernathy, R ERA: 4.79, SLG: 0.200 (9, 1)										0	0	0	0	0	0	0					
Inning Stats	R: 1 E: 0 K: 1 S: 6	H: 1 LOB: 2 BB: 2 P: 14	R: 0 E: 0 K: 1 S: 5	H: 0 LOB: 0 BB: 0 P: 5	R: 0 E: 0 K: 0 S: 3	H: 0 LOB: 1 BB: 1 P: 7	R: 0 E: 0 K: 2 S: 8	H: 1 LOB: 2 BB: 1 P: 12	R: 0 E: 0 K: 0 S: 4	H: 1 LOB: 1 BB: 0 P: 4	R: 0 E: 0 K: 0 S: 3	H: 0 LOB: 0 BB: 0 P: 3	R: 1 E: 0 K: 1 S: 6	H: 1 LOB: 1 BB: 1 P: 10	R: 3 E: 0 K: 1 S: 9	H: 4 LOB: 1 BB: 0 P: 9	R: 0 E: 0 K: 1 S: 5	H: 0 LOB: 0 BB: 0 P: 5	1B: 6 2B: 1 3B: 0 HR: 1	SF: 2 SAC: 0 DP: 0 HBP: 0	WP: 0 PA: 40 SB: 0 CS: 0
PITCHER	IP WLS BF H R ER SO BB IBB HBP BLK WP HR S P ERA WHIP																				
Bob Gibson, R ERA: 2.16 (1, 1)	7.0 W 31 5 3 3 5 5 0 0 0 0 0 0 36 36 3.86 1.429																				
Don Dennis, R ERA: 5.79 (8, 1)	0.0 2 2 0 0 0 0 0 0 0 0 0 0 2 2 ∞ ∞																				
Joe Hoerner, L ERA: 1.02 (8, 1)	2.0 S 7 1 2 2 2 2 0 0 0 0 0 0 11 11 9.00 0.500																				

St. Louis Cardinals @ Atlanta Braves
Atlanta Stadium, Atlanta, GA
Thu Jul 28 1966, 7:05 PM EDT
Att: 11,343 - Unknown

AB 33
R 5
H 8
RBI 5
BB 5
SO 7
LOB 14



Batter	1	2	3	4	5	6	7	8	9	AB	R	H	RBI	BB	SO	LOB	TOP					
Tito Fuentes, S (1, 6) OBP: 0.284, SLG: 0.336	F8		FC5-4		F7		F6		F6	5	0	0	0	0	0	6	San Francisco Giants @ Atlanta Braves Atlanta Stadium, Atlanta, GA Sat Jul 30 1966, 7:05 PM EDT Att: 45,767 - Unknown					
Jim Davenport, R (1, 5) OBP: 0.307, SLG: 0.388	F6		F6		K			F4		3	1	0	0	1	1	3						
Ozzie Virgil, R (1, 3) OBP: 0.288, SLG: 0.420	K					F8		F6		4	0	1	0	0	1	1						
Jim Ray Hart, R (1, 7) OBP: 0.343, SLG: 0.492	6-3			F2						2	0	0	0	0	0	1						
Cap Peterson, R (4, 7) OBP: 0.316, SLG: 0.359					K					2	0	1	0	0	1	0						
Ollie Brown, R (1, 8) OBP: 0.280, SLG: 0.298		F6		K				F3		4	0	0	0	0	1	2						
Jesus Alou, R (1, 9) OBP: 0.251, SLG: 0.268		K		F9					F3	4	0	1	0	0	1	1						
Dick Dietz, R (1, 2) OBP: 0.048, SLG: 0.048		K					FC3-6		K	4	1	1	0	0	2	1						
Hal Lanier, R (1, 4) OBP: 0.246, SLG: 0.274					FC3-6					2	0	1	0	0	0	1						
Don Mason, L (6, 4) OBP: 0.130, SLG: 0.261							F6			2	0	1	0	0	0	1						
Bob Priddy, R (1, 1) OBP: 0.300, SLG: 0.222										1	0	0	0	0	1	1						
Ray Sadecki, L (3, 1) OBP: 0.355, SLG: 0.733										2	0	2	1	0	0	0						
Tom Haller, L (9, PH) OBP: 0.314, SLG: 0.475										1	0	0	0	0	1	1						
Inning Stats	R: 1 E: 0 K: 1 S: 5	H: 0 LOB: 0 BB: 1 P: 9	R: 0 E: 0 K: 2 S: 7	H: 0 LOB: 0 BB: 0 P: 7	R: 0 E: 0 K: 1 S: 6	H: 1 LOB: 1 BB: 0 P: 6	R: 0 E: 0 K: 1 S: 6	H: 1 LOB: 1 BB: 0 P: 6	R: 0 E: 0 K: 1 S: 7	H: 2 LOB: 2 BB: 0 P: 7	R: 0 E: 0 K: 1 S: 5	H: 0 LOB: 0 BB: 0 P: 5	R: 1 E: 0 K: 0 S: 5	H: 2 LOB: 1 BB: 0 P: 5	R: 0 E: 0 K: 0 S: 4	H: 1 LOB: 1 BB: 0 P: 4	R: 0 E: 0 K: 2 S: 9	H: 1 LOB: 2 BB: 0 P: 9	1B: 7 2B: 0 3B: 1 HR: 0	SF: 0 SAC: 0 DP: 0 HBP: 0	WP: 1 PB: 1 SB: 1 CS: 0	PA: 37
PITCHER Denny Lemaster, L (1, 1) ERA: 3.78	IP: 9.0 WLS: W BF: 37 H: 8 R: 2 ER: 1 SO: 9 BB: 1 IBB: 0 HBP: 0 BLK: 0 WP: 1 HR: 0 S: 54 P: 58 ERA: 1.00 WHIP: 1.000															PITCHER						

Batter	1	2	3	4	5	6	7	8	9	AB	R	H	RBI	BB	SO	LOB	BOTTOM			
Felipe Alou, R (1, 3) OBP: 0.353, SLG: 0.534	1B									4	1	1	0	0	0	2	San Francisco Giants @ Atlanta Braves Atlanta Stadium, Atlanta, GA Sat Jul 30 1966, 7:05 PM EDT Att: 45,767 - Unknown			
Miguel de la Hoz, R (7, 5) OBP: 0.234, SLG: 0.262		G6-3			5-3		F5			2	0	0	0	0	0	1				
Mack Jones, L (1, 8) OBP: 0.333, SLG: 0.483										4	2	1	0	2	1	1				
Hank Aaron, R (1, 9) OBP: 0.374, SLG: 0.573										4	2	3	0	0	1	1				
Ty Cline, L (7, 9) OBP: 0.400, SLG: 0.400										1	1	1	0	0	0	0				
Rico Carty, R (1, 7) OBP: 0.397, SLG: 0.428										5	2	4	2	0	0	2				
Gary Geiger, L (7, PR) OBP: 0.322, SLG: 0.390										0	1	0	0	0	0	0				
Gene Oliver, R (1, 2) OBP: 0.277, SLG: 0.411										4	4	4	7	1	0	0				
Eddie Mathews, L (1, 5) OBP: 0.311, SLG: 0.348										3	1	1	0	0	1	3				
Joe Torre, R (6, PH) OBP: 0.367, SLG: 0.548										2	1	1	0	0	0	1				
Woody Woodward, R (1, 4) OBP: 0.329, SLG: 0.331										5	0	4	4	0	0	2				
Denis Menke, R (1, 6) OBP: 0.349, SLG: 0.385										3	0	0	1	1	0	2				
Denny Lemaster, R (1, 1) OBP: 0.170, SLG: 0.140										5	0	0	0	0	1	7				
Inning Stats	R: 3 E: 0 K: 0 S: 6	H: 4 LOB: 0 BB: 0 P: 6	R: 0 E: 0 K: 1 S: 5	H: 1 LOB: 1 BB: 1 P: 9	R: 4 E: 0 K: 1 S: 10	H: 5 LOB: 1 BB: 0 P: 10	R: 4 E: 1 K: 1 S: 9	H: 3 LOB: 2 BB: 2 P: 17	R: 0 E: 0 K: 1 S: 5	H: 1 LOB: 1 BB: 1 P: 9	R: 1 E: 1 K: 0 S: 5	H: 2 LOB: 1 BB: 0 P: 5	R: 3 E: 0 K: 0 S: 7	H: 4 LOB: 2 BB: 0 P: 7	R: 0 E: 1 K: 0 S: 4	H: 0 LOB: 1 BB: 0 P: 4	1B: 13 2B: 4 3B: 0 HR: 3	SF: 1 SAC: 0 DP: 2 HBP: 0	WP: 2 PB: 1 SB: 0 CS: 1	PA: 48
PITCHER Bob Priddy, R (1, 1) ERA: 4.25	IP: 2.1 WLS: L BF: 16 H: 10 R: 8 ER: 7 SO: 7 BB: 1 IBB: 0 HBP: 0 BLK: 0 WP: 0 HR: 2 S: 19 P: 23 ERA: 27.00 WHIP: 4.714															PITCHER				
Ray Sadecki, L (3, 1) ERA: 4.9	IP: 5.2 WLS: 31 H: 10 R: 8 ER: 7 SO: 2 BB: 2 IBB: 1 HBP: 0 BLK: 0 WP: 0 HR: 1 S: 32 P: 44 ERA: 11.12 WHIP: 2.118															PITCHER				



Batter	1	2	3	4	5	6	7	8	9	AB	R	H	RBI	BB	SO	LOB	TOP					
Tito Fuentes, S OBP: 0.280, SLG: 0.330 (1, 6)	F7		G5-4-3	F2		F8		FC6-4		5	0	0	0	0	0	7	San Francisco Giants @ Atlanta Braves Atlanta Stadium, Atlanta, GA Sun Jul 31 1966, 3:33 AM EDT Att: 43,987 - Unknown					
Willie McCovey, L OBP: 0.395, SLG: 0.556 (1, 3)	G3		1B BB		6-3		HR		3B	4	1	2	1	1	0	0						
Willie Mays, R OBP: 0.359, SLG: 0.552 (1, 8)		BB			F2				6-3	3	0	1	1	2	0	1						
Jim Ray Hart, R OBP: 0.341, SLG: 0.488 (1, 7)	F8		1-3			FC6-4 1B		K	K	5	0	1	0	0	2	5						
Jim Davenport, R OBP: 0.305, SLG: 0.384 (1, 5)			F9		6-3 1B	FC6-4 1B		6-3	5-3	5	1	1	0	0	0	2						
Ozzie Virgil, R OBP: 0.286, SLG: 0.407 (1, 2)	F9				6-3		E7 1B SH3		K	4	1	1	0	0	1	1						
Ollie Brown, R OBP: 0.281, SLG: 0.296 (1, 9)			K		1B	IBB	SH3	F5		2	0	0	0	1	1	0						
Hal Lanier, R OBP: 0.256, SLG: 0.284 (1, 4)				G5-4-3 1B E						4	1	4	2	0	0	0						
Bobby Bolin, R OBP: 0.261, SLG: 0.220 (1, 1)			E3		F4		F4			4	0	1	0	0	0	4						
Inning Stats	R: 0 E: 0 K: 0 S: 3	H: 0 LOB: 1 BB: 1 P: 7	R: 0 E: 0 K: 1 S: 5	H: 0 LOB: 0 BB: 0 P: 5	R: 1 E: 1 K: 0 S: 5	H: 2 LOB: 2 BB: 1 P: 9	R: 1 E: 0 K: 0 S: 5	H: 2 LOB: 2 BB: 1 P: 9	R: 0 E: 0 K: 0 S: 4	H: 1 LOB: 1 BB: 0 P: 4	R: 1 E: 1 K: 0 S: 5	H: 2 LOB: 1 BB: 0 P: 5	R: 1 E: 0 K: 1 S: 5	H: 1 LOB: 0 BB: 1 P: 9	R: 0 E: 0 K: 1 S: 7	H: 2 LOB: 2 BB: 0 P: 7		R: 0 E: 0 K: 1 S: 6	H: 1 LOB: 1 BB: 0 P: 6	1B: 9 2B: 0 3B: 1 HR: 1	SF: 0 SAC: 1 DP: 1 HBP: 0	WP: 0 PB: 0 SB: 0 CS: 0
PITCHER	IP	WLS	BF	H	R	ER	SO	BB	IBB	HBP	BLK	WP	HR	S	P	ERA	WHIP					
Dick Kelley, L ERA: 7.0 (1, 1)	6.0	L	29	8	4	3	1	2	1	0	0	0	1	28	40	4.50	1.667					
Jay Ritchie, R ERA: 1.8 (7, 1)	1.0		3	0	0	0	1	1	0	0	0	0	0	4	8	0.00	1.000					
Ted Abernathy, R ERA: 4.43 (8, 1)	2.0		9	3	0	0	2	0	0	0	0	0	0	13	13	0.00	1.500					

AB	36
R	4
H	11
RBI	4
BB	4
SO	4
LOB	20



Batter	1	2	3	4	5	6	7	8	9	AB	R	H	RBI	BB	SO	LOB	BOTTOM					
Felipe Alou, R OBP: 0.352, SLG: 0.531 (1, 3)			F7		6-3			F3		3	0	0	0	0	0	0	San Francisco Giants @ Atlanta Braves Atlanta Stadium, Atlanta, GA Sun Jul 31 1966, 3:33 AM EDT Att: 43,987 - Unknown					
Mack Jones, L OBP: 0.332, SLG: 0.477 (1, 8)	F3			WP 1B BB		F8		4-3		3	1	0	0	1	0	1						
Hank Aaron, R OBP: 0.371, SLG: 0.567 (1, 9)	F8			F8		F8		F7		4	0	0	0	0	0	2						
Joe Torre, R OBP: 0.365, SLG: 0.543 (1, 2)	K			1B E BB		6-3			K	3	1	0	0	1	2	1						
Rico Carty, R OBP: 0.401, SLG: 0.432 (1, 7)			K		LG 1B			1B	1B	4	1	3	1	0	1	0						
Eddie Mathews, L OBP: 0.314, SLG: 0.348 (1, 5)			K		1B		F8			3	0	1	0	1	1	1						
Woody Woodward, R OBP: 0.328, SLG: 0.330 (1, 4)					IBB					1	0	0	0	0	0	0						
Ty Cline, L OBP: 0.381, SLG: 0.381 (4, PH)	F8				L9		F7		SF9	1	0	0	0	0	0	2						
Frank Bolling, R OBP: 0.246, SLG: 0.270 (5, 4)										1	0	0	1	0	0	1						
Denis Menke, R OBP: 0.348, SLG: 0.383 (1, 6)			F6				F6		F7	4	0	1	0	0	0	1						
Dick Kelley, R OBP: 0.348, SLG: 0.383 (1, 1)										2	0	0	0	0	2	0						
Jay Ritchie, R OBP: 0.348, SLG: 0.383 (7, 1)			K				K			0	0	0	0	0	0	0						
Gary Geiger, L OBP: 0.320, SLG: 0.387 (7, PH)										1	0	0	0	0	0	2						
Ted Abernathy, R OBP: 0.273, SLG: 0.200 (8, 1)										0	0	0	0	0	0	0						
Inning Stats	R: 0 E: 0 K: 1 S: 5	H: 0 LOB: 0 BB: 0 P: 6	R: 0 E: 0 K: 2 S: 7	H: 0 LOB: 0 BB: 0 P: 7	R: 0 E: 0 K: 1 S: 5	H: 0 LOB: 0 BB: 0 P: 5	R: 2 E: 1 K: 0 S: 3	H: 1 LOB: 2 BB: 3 P: 15	R: 0 E: 0 K: 1 S: 5	H: 0 LOB: 0 BB: 0 P: 5	R: 0 E: 0 K: 0 S: 3	H: 0 LOB: 0 BB: 0 P: 3	R: 0 E: 0 K: 0 S: 5	H: 2 LOB: 2 BB: 0 P: 5	R: 0 E: 0 K: 0 S: 3	H: 0 LOB: 0 BB: 0 P: 3	R: 1 E: 0 K: 1 S: 7	H: 2 LOB: 1 BB: 0 P: 7	1B: 5 2B: 0 3B: 0 HR: 0	SF: 1 SAC: 0 DP: 0 HBP: 1	WP: 1 PB: 0 SB: 1 CS: 0	PA: 35
PITCHER	IP	WLS	BF	H	R	ER	SO	BB	IBB	HBP	BLK	WP	HR	S	P	ERA	WHIP					
Bobby Bolin, R ERA: 3.24 (1, 1)	9.0	W	35	5	3	2	6	2	1	1	0	1	0	43	56	2.00	0.778					



Batter	1	2	3	4	5	6	7	8	9	10	11	12	AB	R	H	RBI	BB	SO	LOB	TOP								
Ty Cline, L Gene Oliver, R Felipe Alou, R	K		BB 1B		L9	K		K			F8		3	1	1	0	0	1	0									
Mack Jones, L	3-1		BB 1B		K	K		L3-1			E3		5	0	0	0	1	2	4									
Hank Aaron, R	6-3		BB 1B		HR	BB				6-3			5	1	3	4	1	0	0									
Joe Torre, R			F7		BB	BB				L7		G5-4-3 1B		6	0	2	0	0	0	7								
Rico Carty, R	K		K		5-3					6-3				6	0	0	0	0	3	4								
Eddie Mathews, L					3-1			E 2B 1B		1-3				5	1	3	0	1	0	0								
Frank Bolling, R	F8				5-3			FC1 BB 1-2		P6		P6		6	1	1	0	0	0	4								
Denis Menke, R			6-3					BB 2B		6-3		FC6-4 1B		6	0	2	1	0	0	3								
Tony Cloninger, R Ted Abernathy, R			BB 1B 1B		5-3			BB 1B				6-3		4	1	2	0	1	0	2								
								L3-1 S 1B						0	0	0	0	0	0	0								
Inning Stats	R: 0 E: 0 K: 1 S: 5	H: 0 LOB: 0 BB: 0 P: 5	R: 0 E: 0 K: 1 S: 5	H: 1 LOB: 1 BB: 1 P: 9	R: 2 E: 0 K: 1 S: 8	H: 3 LOB: 2 BB: 1 P: 12	R: 0 E: 0 K: 0 S: 4	H: 1 LOB: 1 BB: 0 P: 4	R: 1 E: 0 K: 1 S: 7	H: 2 LOB: 1 BB: 0 P: 7	R: 2 E: 1 K: 2 S: 10	H: 2 LOB: 3 BB: 2 P: 18	R: 0 E: 0 K: 1 S: 5	H: 1 LOB: 0 BB: 0 P: 5	R: 0 E: 0 K: 0 S: 3	H: 0 LOB: 0 BB: 0 P: 3	R: 0 E: 1 K: 0 S: 4	H: 1 LOB: 1 BB: 0 P: 4	R: 0 E: 0 K: 0 S: 4	H: 1 LOB: 1 BB: 0 P: 4	R: 0 E: 0 K: 0 S: 4	H: 1 LOB: 1 BB: 0 P: 4	R: 0 E: 0 K: 0 S: 4	H: 1 LOB: 1 BB: 0 P: 4	1B: 11 2B: 2 3B: 1 HR: 1	SF: 0 SAC: 0 DP: 2 HBP: 0	WP: 0 PB: 0 SB: 1 CS: 1	PA: 53
PITCHER	IP WLS BF H R ER SO BB IBB HBP BLK WP HR S P ERA WHIP																											
Robin Roberts, R Bob Hendley, L Fergie Jenkins, R	(1.1) (6.1) (10.1)	5.0 4.2 2.1	27 17 9	3 0 2	0 0 0	4 4 0	1 0 0	0 0 0	0 0 0	0 0 0	9 9 9	0.00 0.857 0.00	0.857															

Atlanta Braves @ Chicago Cubs
Wrigley Field, Chicago, IL
Tue Aug 02 1966, 3:33 AM CDT
Att. 7,266 - Unknown

AB 49
R 5
H 14
RBI 5
BB 4
SO 8
LOB 28



Batter	1	2	3	4	5	6	7	8	9	10	11	12	AB	R	H	RBI	BB	SO	LOB	BOTTOM									
Adolfo Phillips, R	1B 1B		K		K			K				14 WP SH3-4 1B		6	1	2	0	0	4	2									
Glenn Beckert, R	L6-4-3 1B		L3		P4		WP 1B			L7		SH3-4		5	0	2	0	0	0	0									
Billy Williams, L	P2				P6		L6-4-3 1B			K		6-3		5	0	1	0	1	1	3									
Ron Santo, R	L6-4-3				P6		L6-4-3 1B			6-3		14 FC1-4 1B		6	1	2	0	0	1	6									
14 Ernie Banks, R					14 3B 1B					P6		F7		5	1	2	1	1	0	1									
Byron Browne, R			3B		3B					F7		FC1-4 1B																	
Randy Hundley, R	L6-4-3 1B		FC5-2-6-2 1B		WP SH 1B					L7		1B		6	3	3	2	0	0	2									
Don Kessinger, S	L6-4-3				SH1-4 SH BB					P5				4	0	2	1	1	1	1									
Robin Roberts, S Bob Hendley, R Fergie Jenkins, R	(1.1) (6.1) (10.1)	9.0 2.2	38 L 13	12 3	5 1	5 1	7 4	1 0	0 2	0 0	0 0	0 0	2 1	0 0	19 27	3.38 1.125	1.444												
Inning Stats	R: 0 E: 0 K: 0 S: 4	H: 2 LOB: 1 BB: 0 P: 4	R: 1 E: 0 K: 0 S: 4	H: 2 LOB: 0 BB: 0 P: 4	R: 0 E: 0 K: 1 S: 5	H: 0 LOB: 0 BB: 0 P: 5	R: 3 E: 1 K: 1 S: 9	H: 3 LOB: 2 BB: 1 P: 13	R: 0 E: 0 K: 0 S: 3	H: 1 LOB: 0 BB: 0 P: 3	R: 1 E: 1 K: 2 S: 7	H: 2 LOB: 1 BB: 0 P: 7	R: 0 E: 0 K: 2 S: 8	H: 1 LOB: 1 BB: 0 P: 8	R: 0 E: 0 K: 0 S: 4	H: 1 LOB: 0 BB: 0 P: 4	R: 0 E: 0 K: 2 S: 7	H: 0 LOB: 0 BB: 0 P: 7	R: 0 E: 0 K: 0 S: 4	H: 1 LOB: 1 BB: 0 P: 4	R: 0 E: 0 K: 0 S: 9	H: 0 LOB: 0 BB: 0 P: 9	R: 1 E: 0 K: 1 S: 6	H: 2 LOB: 3 BB: 2 P: 14	1B: 12 2B: 0 3B: 3 HR: 0	SF: 0 SAC: 3 DP: 3 HBP: 0	WP: 4 PB: 0 SB: 0 CS: 0	PA: 51	
PITCHER	IP WLS BF H R ER SO BB IBB HBP BLK WP HR S P ERA WHIP																												

Atlanta Braves @ Chicago Cubs
Wrigley Field, Chicago, IL
Tue Aug 02 1966, 3:33 AM CDT
Att. 7,266 - Unknown

AB 45
R 6
H 15
RBI 6
BB 3
SO 11
LOB 18




Batter	1	2	3	4	5	6	7	8	9	AB	R	H	RBI	BB	SO	LOB	TOP										
Felipe Alou, R OBP: 0.352, SLG: 0.530 (1, 3)	0-0 BB E 1B		0-0 F8 SF8 2B		0-0 F7		0-0 F8			4	2	2	0	0	0	0	Atlanta Braves @ Chicago Cubs Wrigley Field, Chicago, IL Wed Aug 03 1966, 3:33 AM CDT Att: 8,126 - Unknown										
Mack Jones, L OBP: 0.327, SLG: 0.461 (1, 8)	4-0 PB 1-2 BB		0-0 F8 2-3		0-0 P5			0-0 F7		3	0	0	0	1	0	1											
Hank Aaron, R OBP: 0.374, SLG: 0.573 (1, 9)	0-0 L5		0-0 SF8 3-H 0-3		0-0 1B			0-0 5-3		3	0	1	1	0	0	2											
Joe Torre, R OBP: 0.364, SLG: 0.537 (1, 2)	0-3 K		0-3 K		0-0 F9			0-0 FC5-4 1B		4	0	1	0	0	2	3											
Rico Carty, R OBP: 0.390, SLG: 0.418 (1, 7)	0-3 K 1-3 2-H			0-3 K		0-3 K		0-0 FC5-4 1B		4	0	0	0	0	3	2											
Eddie Mathews, L OBP: 0.317, SLG: 0.348 (1, 5)		0-3 K		0-0 L3		0-0 4-3		0-0 P6		4	0	0	0	0	1	0											
Frank Bolling, R OBP: 0.244, SLG: 0.262 (1, 4)		0-0 E4		4-0 1B BB		0-0 F9		0-0 F8		3	0	0	0	1	0	0											
Denis Menke, R OBP: 0.347, SLG: 0.391 (1, 6)		0-0 1-3		0-0 1-2 1B			0-0 P5	0-0 F8		4	0	1	0	0	0	1											
Ken Johnson, R OBP: 0.136, SLG: 0.233 (1, 1)		0-0 P3		0-0 F7			0-0 6-3			3	0	0	0	0	0	3											
Inning Stats	R: 1 E: 0 K: 2 S: 8	H: 1 LOB: 1 BB: 1 P: 12	R: 0 E: 1 K: 1 S: 6	H: 0 LOB: 1 BB: 0 P: 6	R: 1 E: 0 K: 1 S: 6	H: 1 LOB: 0 BB: 0 P: 6	R: 0 E: 0 K: 1 S: 6	H: 1 LOB: 2 BB: 1 P: 10	R: 0 E: 0 K: 0 S: 4	H: 0 LOB: 0 BB: 0 P: 4	R: 0 E: 0 K: 0 S: 3	H: 0 LOB: 0 BB: 0 P: 3	R: 0 E: 0 K: 0 S: 4	H: 1 LOB: 1 BB: 0 P: 4	R: 0 E: 0 K: 0 S: 3	H: 0 LOB: 0 BB: 0 P: 3	1B: 4 2B: 1 3B: 0 HR: 0	SF: 1 SAC: 0 DP: 0 HBP: 0	WP: 0 PB: 2 SB: 0 CS: 0	PA: 35							
PITCHER	IP	WLS	BF	H	R	ER	SO	BB	IBB	HBP	BLK	WP	HR	S	P	ERA	WHIP										
Ken Holtzman, L ERA: 3.71 (1, 1)	8.0	L	32	5	2	1	6	2	0	0	0	0	0	42	50	1.12	0.875										
Arnold Earley, L ERA: (9, 1)	1.0		3	0	0	0	0	0	0	0	0	0	0	3	3	0.00	0.000										


Batter	1	2	3	4	5	6	7	8	9	AB	R	H	RBI	BB	SO	LOB	BOTTOM										
Adolfo Phillips, R OBP: 0.353, SLG: 0.469 (1, 8)	0-3 K			4-0 CS BB		0-3 K		0-3 K		3	0	0	0	1	3	1	Atlanta Braves @ Chicago Cubs Wrigley Field, Chicago, IL Wed Aug 03 1966, 3:33 AM CDT Att: 8,126 - Unknown										
Glenn Beckert, R OBP: 0.311, SLG: 0.345 (1, 4)	0-0 L7			0-0 L4		0-3 K			0-0 P3	4	0	0	0	0	1	1											
Billy Williams, L OBP: 0.363, SLG: 0.489 (1, 9)	0-3 K			0-0 FC6-4 1B		0-0 5-3			0-0 F7	4	0	1	0	0	1	0											
Ron Santo, R OBP: 0.411, SLG: 0.541 (1, 5)		0-0 5-3		0-0 FC6-4		0-3 K			0-3 K	4	0	0	0	0	2	1											
14 Ernie Banks, R OBP: 0.301, SLG: 0.417 (1, 3)		0-0 F7			0-0 P4					3	0	1	0	0	0	0											
Byron Browne, R OBP: 0.326, SLG: 0.477 (1, 7)		0-3 K			0-0 6-3					3	0	0	0	0	2	1											
Randy Hundley, R OBP: 0.298, SLG: 0.404 (1, 2)				0-0 G4-6-3 1B		0-0 2B			0-0 4-3	3	0	2	0	0	0	0											
Don Kessinger, S OBP: 0.267, SLG: 0.272 (1, 6)				0-0 G4-6-3		0-0 F8			0-0 1-3	3	0	0	0	0	0	2											
Ken Holtzman, R OBP: 0.119, SLG: 0.098 George Altman, L OBP: 0.276, SLG: 0.389 Arnold Earley, L ERA: (9, 1)				0-0 F9		0-3 K			0-0 1B	2	0	0	0	0	1	0											
Inning Stats	R: 0 E: 0 K: 2 S: 7	H: 0 LOB: 0 BB: 0 P: 7	R: 0 E: 0 K: 1 S: 5	H: 0 LOB: 0 BB: 0 P: 5	R: 0 E: 0 K: 0 S: 3	H: 1 LOB: 1 BB: 1 P: 7	R: 0 E: 0 K: 0 S: 3	H: 1 LOB: 1 BB: 1 P: 7	R: 0 E: 0 K: 3 S: 9	H: 0 LOB: 0 BB: 0 P: 9	R: 0 E: 0 K: 2 S: 8	H: 1 LOB: 1 BB: 0 P: 8	R: 0 E: 0 K: 1 S: 6	H: 1 LOB: 1 BB: 0 P: 6	R: 0 E: 0 K: 1 S: 5	H: 0 LOB: 0 BB: 0 P: 5	1B: 4 2B: 1 3B: 0 HR: 0	SF: 0 SAC: 0 DP: 1 HBP: 0	WP: 0 PB: 0 SB: 0 CS: 1	PA: 31							
PITCHER	IP	WLS	BF	H	R	ER	SO	BB	IBB	HBP	BLK	WP	HR	S	P	ERA	WHIP										
Ken Johnson, R ERA: 2.95 (1, 1)	9.0	W	31	5	0	0	10	1	0	0	0	0	0	50	54	0.00	0.667										



Batter	1	2	3	4	5	6	7	8	9	AB	R	H	RBI	BB	SO	LOB	TOP				
Felipe Alou, R OBP: 0.350, SLG: 0.527 (1, 3) (4, 8)	5-3	F9		F8			P4			5	0	1	0	0	0	1	Atlanta Braves @ Chicago Cubs Wrigley Field, Chicago, IL Thu Aug 04 1966, 3:33 AM CDT Att: 9,146 - Unknown AB 36 R 2 H 10 RBI 2 BB 2 SO 2 LOB 16				
Mack Jones, L OBP: 0.325, SLG: 0.457 Woody Woodward, R OBP: 0.328, SLG: 0.330 (1, 8) (4, 4)	L8	1-3			6-3					2	0	0	0	0	0	1					
Hank Aaron, R OBP: 0.377, SLG: 0.575 (1, 9)	1B			1-3						4	1	3	0	0	0	1					
Joe Torre, R OBP: 0.363, SLG: 0.534 (1, 2)	1B			1-3						4	1	1	0	0	1	2					
Rico Carty, R OBP: 0.388, SLG: 0.416 (1, 7)	1B			F7						4	0	1	1	0	0	2					
Eddie Mathews, L OBP: 0.322, SLG: 0.349 (1, 5)	1B									2	0	1	1	2	0	0					
Frank Bolling, R OBP: 0.247, SLG: 0.259 Pat Jarvis, R (4, 1) (4, 1)	5-3			6-3						2	0	0	0	0	0	4					
Tony Cloninger, R OBP: 0.312, SLG: 0.534 Don Schwall, R OBP: 0.116, SLG: 0.063 Miguel de la Hoz, R OBP: 0.231, SLG: 0.258 (6, PH) (6, 1) (9, PH)										1	0	0	0	0	0	1					
Denis Menke, R OBP: 0.348, SLG: 0.393 (1, 6)				5-3						4	0	2	0	0	0	0					
Denny Lemaster, R OBP: 0.167, SLG: 0.137 Clay Carroll, R (2, 1) Gene Oliver, R OBP: 0.269, SLG: 0.398 (4, PH) (4, 3)				L7						1	0	0	0	0	0	1					
Inning Stats	R: 2 E: 0 K: 0 S: 7	H: 4 LOB: 2 BB: 0 P: 7	R: 0 E: 0 K: 0 S: 4	H: 1 LOB: 0 BB: 0 P: 4	R: 0 E: 0 K: 0 S: 4	H: 1 LOB: 2 BB: 1 P: 8	R: 0 E: 0 K: 0 S: 3	H: 0 LOB: 0 BB: 0 P: 3	R: 0 E: 0 K: 0 S: 4	H: 1 LOB: 1 BB: 0 P: 4	R: 0 E: 0 K: 0 S: 2	H: 0 LOB: 0 BB: 1 P: 6	R: 0 E: 0 K: 1 S: 5	H: 0 LOB: 0 BB: 0 P: 5	R: 0 E: 0 K: 1 S: 7	H: 2 LOB: 2 BB: 0 P: 7		1B: 10 2B: 0 3B: 0 HR: 0	SF: 0 SAC: 0 DP: 1 HBP: 0	WP: 0 PB: 0 SB: 0 CS: 0	PA: 38
PITCHER Dick Ellsworth, L ERA: 4.5 (1, 1)	IP: 9.0 WLS: W BF: 38	H: 10 R: 2 ER: 2 SO: 2	BB: 2 IBB: 0 HBP: 0 BLK: 0	WP: 0 HR: 0 S: 40 P: 48	ERA: 2.00 WHIP: 1.333											ERA: 2.00 WHIP: 1.333					

Batter	1	2	3	4	5	6	7	8	9	AB	R	H	RBI	BB	SO	LOB	BOTTOM				
Adolfo Phillips, R OBP: 0.354, SLG: 0.471 (1, 8)	6-3	F8								3	0	1	0	1	0	1	Atlanta Braves @ Chicago Cubs Wrigley Field, Chicago, IL Thu Aug 04 1966, 3:33 AM CDT Att: 9,146 - Unknown AB 29 R 5 H 9 RBI 4 BB 3 SO 3 LOB 7				
Glenn Beckert, R OBP: 0.313, SLG: 0.347 (1, 4)		P5								4	0	2	0	0	0	1					
Billy Williams, L OBP: 0.360, SLG: 0.485 (1, 9)	FC4-6			F8						4	1	0	0	0	0	2					
Ron Santo, R OBP: 0.412, SLG: 0.538 (1, 5)	14 HR			L4						2	1	0	0	2	0	0					
14 Ernie Banks, R OBP: 0.303, SLG: 0.428 (1, 3)	14 HR			1-3						4	1	2	3	0	0	1					
Byron Browne, R OBP: 0.325, SLG: 0.474 (1, 7)	K									4	0	1	0	0	2	1					
Randy Hundley, R OBP: 0.298, SLG: 0.412 (1, 2)										3	1	1	1	0	0	1					
Don Kessinger, S OBP: 0.268, SLG: 0.273 (1, 6)										3	1	1	0	0	0	0					
Dick Ellsworth, L OBP: 0.175, SLG: 0.180 (1, 1)										2	0	1	0	0	1	0					
Inning Stats	R: 3 E: 0 K: 1 S: 7	H: 2 LOB: 1 BB: 1 P: 11	R: 2 E: 0 K: 0 S: 5	H: 2 LOB: 0 BB: 0 P: 5	R: 0 E: 0 K: 0 S: 3	H: 0 LOB: 0 BB: 0 P: 3	R: 0 E: 0 K: 0 S: 3	H: 1 LOB: 0 BB: 0 P: 3	R: 0 E: 0 K: 1 S: 6	H: 1 LOB: 1 BB: 0 P: 6	R: 0 E: 0 K: 0 S: 2	H: 0 LOB: 0 BB: 1 P: 6	R: 0 E: 0 K: 0 S: 4	H: 2 LOB: 2 BB: 1 P: 8	R: 0 E: 0 K: 1 S: 6	H: 1 LOB: 1 BB: 0 P: 6		1B: 6 2B: 1 3B: 0 HR: 2	SF: 0 SAC: 1 DP: 2 HBP: 0	WP: 2 PB: 0 SB: 0 CS: 0	PA: 33
PITCHER Denny Lemaster, L ERA: 4.05 Clay Carroll, R ERA: 2.15 Pat Jarvis, R ERA: Don Schwall, R ERA: 3.84 (1, 1) (2, 1) (4, 1) (6, 1)	IP: 1.1 WLS: L BF: 9	H: 4 R: 5 ER: 5 SO: 1	BB: 1 IBB: 0 HBP: 0 BLK: 0	WP: 0 HR: 2 S: 10 P: 14	ERA: 33.75 WHIP: 3.750											ERA: 0.00 WHIP: 0.000					


Batter	1	2	3	4	5	6	7	8	9	AB	R	H	RBI	BB	SO	LOB	TOP								
Felipe Alou, R OBP: 0.351, SLG: 0.524 (1, 3)	F7		F9				F9		2B HBP	4	1	1	0	0	0	0	Atlanta Braves @ Philadelphia Phillies Connie Mack Stadium, Philadelphia, PA Fri Aug 05 1966, 7:05 PM EDT Att: 22,520 - Unknown								
Mack Jones, L OBP: 0.323, SLG: 0.456 (1, 8)	G3		3-1				F8		HR 2B	5	1	1	1	0	1	1									
Hank Aaron, R OBP: 0.377, SLG: 0.572 (1, 9)	K			6-3			F7		HR IBB	4	2	1	0	1	1	0									
Joe Torre, R OBP: 0.366, SLG: 0.541 (1, 2)							F8		HR	4	1	2	3	1	0	1									
Rico Carty, R OBP: 0.394, SLG: 0.423 (1, 7)									HR	4	3	3	0	1	1	1									
Eddie Mathews, L OBP: 0.326, SLG: 0.349 (1, 5)										3	0	1	1	2	0	2									
Denis Menke, R OBP: 0.352, SLG: 0.404 (1, 6)										2	1	1	3	2	1	3									
Woody Woodward, R OBP: 0.326, SLG: 0.327 (1, 4)										3	0	0	1	1	1	5									
Dick Kelley, R Ty Cline, L (8, PH) Ted Abernathy, R (8, 1) OBP: 0.250, SLG: 0.182 (1, 1)			K				4-3		K	3	0	0	0	0	2	2									
Inning Stats	R: 0 E: 0 K: 1 S: 5	H: 0 LOB: 0 BB: 0 P: 5	R: 0 E: 0 K: 2 S: 7	H: 0 LOB: 2 BB: 2 P: 15	R: 0 E: 0 K: 1 S: 5	H: 0 LOB: 0 BB: 0 P: 5	R: 0 E: 0 K: 1 S: 7	H: 2 LOB: 3 BB: 1 P: 11	R: 0 E: 0 K: 2 S: 6	H: 1 LOB: 1 BB: 0 P: 7	R: 2 E: 0 K: 0 S: 6	H: 3 LOB: 2 BB: 1 P: 10	R: 0 E: 0 K: 0 S: 3	H: 0 LOB: 0 BB: 0 P: 3	R: 1 E: 0 K: 0 S: 3	H: 1 LOB: 2 BB: 3 P: 15		R: 6 E: 0 K: 1 S: 9	H: 4 LOB: 0 BB: 1 P: 14	1B: 7 2B: 3 3B: 0 HR: 2	SF: 2 SAC: 0 DP: 1 HBP: 1	WP: 0 PB: 0 SB: 0 CS: 1	PA: 45		
PITCHER	IP	WLS	BF	H	R	ER	SO	BB	IBB	HBP	BLK	WP	HR	S	P	ERA	WHIP								
Bob Buhl, R ERA: 4.2 (1, 1)	7.0		30	6	2	2	7	3	1	0	0	0	0	40	56	2.57	1.286								
Joe Verbanic, R ERA: 3.18 (8, 1)	0.1	L	4	0	1	1	0	3	0	0	0	0	0	1	13	27.00	9.000								
Terry Fox, R ERA: 4.43 (8, 1)	0.2		4	2	2	2	0	0	0	1	0	0	0	3	4	27.00	3.000								
Ray Herbert, R ERA: 4.12 (9, 1)	0.1		5	3	4	4	0	0	1	0	0	0	2	4	8	108.00	9.000								
Darold Knowles, L ERA: 2.65 (9, 1)	0.2		2	0	0	0	1	0	0	0	0	0	0	4	4	0.00	0.000								


Batter	1	2	3	4	5	6	7	8	9	AB	R	H	RBI	BB	SO	LOB	BOTTOM								
John Briggs, L OBP: 0.427, SLG: 0.561 (1, 8)	K			P6					FC3-6 1B	5	0	3	1	0	1	1	Atlanta Braves @ Philadelphia Phillies Connie Mack Stadium, Philadelphia, PA Fri Aug 05 1966, 7:05 PM EDT Att: 22,520 - Unknown								
Cookie Rojas, R OBP: 0.305, SLG: 0.344 (1, 7)									FC3-6 1B	5	0	1	0	0	0	4									
Johnny Callison, L OBP: 0.350, SLG: 0.444 (1, 9)	F2									4	0	0	0	0	1	1									
Dick Allen, R OBP: 0.390, SLG: 0.631 (1, 5)	5-3									4	0	0	0	0	0	1									
Tony Taylor, R OBP: 0.305, SLG: 0.391 (1, 4)										3	1	2	0	0	0	0									
Tony Gonzalez, L OBP: 0.331, SLG: 0.403 (8, PH) (9, 7)										1	0	1	0	0	0	0									
Bill White, L OBP: 0.368, SLG: 0.501 (1, 3)										3	1	2	0	0	1	1									
Dick Groat, R OBP: 0.299, SLG: 0.319 (1, 6)										4	0	1	1	0	0	3									
Bob Uecker, R OBP: 0.305, SLG: 0.398 (1, 2)										3	0	1	0	0	1	3									
Clay Dainoff, L OBP: 0.376, SLG: 0.354 (9, PH)										1	0	0	0	0	0	0									
Bob Buhl, R Phil Litz, R (7, PH) Joe Verbanic, R (8, 1) Terry Fox, R (8, 1) Ray Herbert, R (9, 1) Darold Knowles, L (9, 1) Doug Clemens, L (9, PH) OBP: 0.194, SLG: 0.287 OBP: 0.307, SLG: 0.287 OBP: 0.366, SLG: 0.297 (1, 1)										2	0	0	0	0	1	3									
Inning Stats	R: 0 E: 0 K: 1 S: 6	H: 1 LOB: 1 BB: 0 P: 6	R: 2 E: 0 K: 2 S: 11	H: 3 LOB: 2 BB: 0 P: 11	R: 0 E: 0 K: 1 S: 6	H: 1 LOB: 1 BB: 0 P: 6	R: 0 E: 1 K: 0 S: 4	H: 0 LOB: 1 BB: 0 P: 4	R: 0 E: 0 K: 0 S: 3	H: 0 LOB: 0 BB: 0 P: 3	R: 0 E: 0 K: 0 S: 3	H: 1 LOB: 0 BB: 0 P: 3	R: 0 E: 0 K: 1 S: 7	H: 2 LOB: 2 BB: 0 P: 7	R: 0 E: 0 K: 0 S: 4	H: 1 LOB: 1 BB: 0 P: 4		R: 0 E: 0 K: 0 S: 4	H: 1 LOB: 1 BB: 0 P: 4	1B: 8 2B: 3 3B: 1 HR: 0	SF: 0 SAC: 1 DP: 2 HBP: 0	WP: 1 PB: 0 SB: 0 CS: 0	PA: 38		
PITCHER	IP	WLS	BF	H	R	ER	SO	BB	IBB	HBP	BLK	WP	HR	S	P	ERA	WHIP								
Dick Kelley, L ERA: 5.06 (1, 1)	7.0	W	29	8	2	2	4	0	0	0	0	0	0	37	37	2.57	1.143								
Ted Abernathy, R ERA: 4.28 (8, 1)	2.0	S	9	3	0	0	1	0	0	0	0	0	0	11	11	0.00	1.500								

Batter	1	2	3	4	5	6	7	8	9	AB	R	H	RBI	BB	SO	LOB	TOP								
Felipe Alou, R OBP: 0.353, SLG: 0.525 (1, 8)	L8		1B		1B		1B	F8		5	1	3	0	0	0	1	Atlanta Braves @ Philadelphia Phillies Connie Mack Stadium, Philadelphia, PA Sat Aug 06 1966, 7:05 PM EDT Att: 24,330 - Unknown								
Woody Woodward, R Eddie Mathews, L OBP: 0.325, SLG: 0.347 (7, PH)	F8		F9		F7		F8		K	3	0	0	0	0	0	3									
Miguel de la Hoz, R OBP: 0.227, SLG: 0.254 (9, PH)										1	0	0	0	0	1	0									
Hank Aaron, R OBP: 0.380, SLG: 0.572 (1, 9)	6-3			1B	6-3		1B		4-3	3	2	1	0	2	0	2									
Joe Torre, R OBP: 0.366, SLG: 0.542 (1, 3)		F9		1B			K		4-3	5	1	2	0	0	1	3									
Rico Carty, R Ty Cline, L OBP: 0.400, SLG: 0.400 (9, PR)				1B						3	0	2	1	2	0	1									
Gene Oliver, R Mack Jones, L OBP: 0.325, SLG: 0.457 (3, 8)				1B						0	0	0	0	0	0	0									
Denis Menke, R OBP: 0.353, SLG: 0.413 (7, 6)	CS		HR		K		F3		6-3	1	0	0	0	0	0	1									
Frank Bolling, R OBP: 0.250, SLG: 0.264 (1, 4)			5-3		1B				1-6-3	4	0	2	0	1	0	3									
Joey Jay, S Clay Carroll, R Jay Ritchie, R Tony Cloninger, R Ted Abernathy, R OBP: 0.308, SLG: 0.527 (8, 1)			K		SH5-4		K		K	0	0	0	0	0	0	0									
Inning Stats	R: 0 E: 0 K: 0 S: 3	H: 0 LOB: 0 BB: 0 P: 3	R: 0 E: 0 K: 0 S: 3	H: 1 LOB: 2 BB: 0 P: 3	R: 1 E: 0 K: 1 S: 7	H: 2 LOB: 1 BB: 0 P: 7	R: 1 E: 0 K: 1 S: 5	H: 1 LOB: 1 BB: 2 P: 13	R: 0 E: 0 K: 0 S: 5	H: 2 LOB: 2 BB: 0 P: 5	R: 1 E: 0 K: 1 S: 7	H: 2 LOB: 2 BB: 1 P: 11	R: 1 E: 0 K: 1 S: 7	H: 2 LOB: 2 BB: 1 P: 11	R: 0 E: 0 K: 1 S: 6	H: 1 LOB: 1 BB: 0 P: 6	R: 1 E: 0 K: 1 S: 7	H: 2 LOB: 3 BB: 2 P: 15	1B: 10 2B: 2 3B: 0 HR: 1	SF: 0 SAC: 1 DP: 1 HBP: 0	WP: 1 PB: 0 SB: 1 CS: 1	PA: 45			
PITCHER	IP	WLS	BF	H	R	ER	SO	BB	IBB	HBP	BLK	WP	HR	S	P	ERA	WHIP								
Chris Short, L ERA: 3.39	6.0	W	27	8	3	3	3	2	1	0	0	1	1	30	42	4.50	1.667								
Ray Culp, R ERA: 5.53	0.2		5	2	1	1	1	1	0	0	0	0	0	6	10	13.50	4.500								
Darold Knowles, L ERA: 2.88	2.1	S	12	3	1	1	2	2	0	0	0	0	0	14	22	3.86	2.143								

Batter	1	2	3	4	5	6	7	8	9	AB	R	H	RBI	BB	SO	LOB	BOTTOM								
John Briggs, L OBP: 0.434, SLG: 0.586 (1, 8)	K	1B		F7		PB		HR		4	2	2	1	1	1	0	Atlanta Braves @ Philadelphia Phillies Connie Mack Stadium, Philadelphia, PA Sat Aug 06 1966, 7:05 PM EDT Att: 24,330 - Unknown								
Cookie Rojas, R OBP: 0.306, SLG: 0.342 (1, 4)	BB	F9		K		SH1-3		WP		2	0	0	1	2	1	3									
Johnny Callison, L OBP: 0.349, SLG: 0.441 (1, 9)	F8	1B			4-3	6-3		5-3		5	0	1	2	0	0	3									
Dick Allen, R OBP: 0.391, SLG: 0.628 (1, 5)	BB	1B			P4			K		3	0	1	0	1	1	0									
Bill White, L OBP: 0.369, SLG: 0.500 (1, 3)	BB	F3			S	1B		3-1		3	0	1	0	1	0	2									
Tony Gonzalez, L OBP: 0.330, SLG: 0.408 (1, 7)	F2			4-3		K		3B		4	0	1	0	0	1	4									
Clay Dalrymple, L OBP: 0.378, SLG: 0.361 (1, 2)		B1-4		F9		G3		4-3		4	2	2	0	0	0	1									
Dick Groat, R OBP: 0.298, SLG: 0.316 (1, 6)		1B		4-3		G3		5-3		3	1	0	0	1	0	1									
Chris Short, R Doug Clemens, L Ray Culp, R Darold Knowles, L OBP: 0.221, SLG: 0.221 (6, PH)		B1-4		4-3		1B		F7		2	0	0	0	0	0	2									
Inning Stats	R: 0 E: 0 K: 1 S: 5	H: 0 LOB: 3 BB: 3 P: 17	R: 3 E: 0 K: 0 S: 6	H: 3 LOB: 2 BB: 2 P: 14	R: 0 E: 0 K: 1 S: 3	H: 0 LOB: 0 BB: 0 P: 3	R: 0 E: 0 K: 1 S: 5	H: 0 LOB: 0 BB: 0 P: 5	R: 0 E: 0 K: 0 S: 6	H: 1 LOB: 1 BB: 0 P: 6	R: 2 E: 0 K: 0 S: 6	H: 3 LOB: 1 BB: 0 P: 6	R: 0 E: 0 K: 1 S: 6	H: 1 LOB: 1 BB: 0 P: 6	R: 1 E: 0 K: 0 S: 4	H: 1 LOB: 1 BB: 1 P: 8		1B: 6 2B: 1 3B: 1 HR: 1	SF: 0 SAC: 1 DP: 0 HBP: 0	WP: 2 PB: 1 SB: 1 CS: 0	PA: 39				
PITCHER	IP	WLS	BF	H	R	ER	SO	BB	IBB	HBP	BLK	WP	HR	S	P	ERA	WHIP								
Joey Jay, R ERA: 4.59	1.2		13	3	3	3	1	5	0	0	0	0	0	10	30	16.20	4.800								
Clay Carroll, R ERA: 2.29	3.2	L	15	4	2	2	2	0	0	0	0	0	0	19	19	4.91	1.091								
Jay Ritchie, R ERA: 1.35	1.2		6	1	0	0	1	0	0	0	0	0	0	8	8	0.00	0.600								
Ted Abernathy, R ERA: 4.34	1.0		5	1	1	1	0	1	0	0	0	1	1	4	8	9.00	2.000								



Batter	1	2	3	4	5	6	7	8	9	AB	R	H	RBI	BB	SO	LOB	TOP										
Lee Bales, S (1.4)	0-3 K		0-3 K		0-3 K					4	0	0	0	0	4	2	Atlanta Braves @ Philadelphia Phillies Connie Mack Stadium, Philadelphia, PA Sun Aug 07 1966, 3:33 AM EDT Att: 14,582 - Unknown										
Mack Jones, L (1.8) OBP: 0.321, SLG: 0.450	0-0 4-3		0-0 L7			0-0 F4	0-0 F7			4	0	0	0	0	0	1											
Hank Aaron, R (1.9) OBP: 0.376, SLG: 0.567	0-0 6-3		0-0 1-3			0-0 6-3		0-3 K		4	0	0	0	0	1	0											
Felipe Alou, R (1.3) OBP: 0.355, SLG: 0.525		0-0 6-3		0-0 F2		0-0 2B		0-0 6-3	1B	4	1	2	0	0	0	0											
Joe Torre, R (1.2) OBP: 0.365, SLG: 0.542		0-0 F8		0-0 5-3		0-0 1B		0-0 6-3	1B	4	0	1	1	0	0	1											
Rico Carty, R (1.7) OBP: 0.396, SLG: 0.433		0-0 HR		0-0 P4		0-0 1-3		0-0 F7		4	1	1	1	0	0	2											
Eddie Mathews, L (1.5) OBP: 0.327, SLG: 0.347		4-0 1B		0-0 F7		0-0 1B		0-0 P6		3	0	1	0	1	0	0											
Woody Woodward, R (1.6) OBP: 0.328, SLG: 0.332		0-0 1B		0-0 5-3		0-0 2B		0-0 6-3		4	1	3	0	0	0	0											
Tony Cloninger, R (1.1) OBP: 0.305, SLG: 0.526		0-0 P5		0-0 5-3		0-0 2B		0-0 6-3		4	0	1	1	0	0	3											
Inning Stats	R: 0 E: 0 K: 1 S: 5	H: 0 LOB: 0 BB: 5 P: 5	R: 1 E: 0 K: 0 S: 5	H: 2 LOB: 2 BB: 1 P: 9	R: 0 E: 0 K: 1 S: 5	H: 0 LOB: 0 BB: 0 P: 5	R: 0 E: 0 K: 0 S: 3	H: 0 LOB: 0 BB: 0 P: 3	R: 0 E: 0 K: 1 S: 6	H: 1 LOB: 1 BB: 0 P: 6	R: 1 E: 0 K: 0 S: 5	H: 2 LOB: 1 BB: 0 P: 5	R: 1 E: 0 K: 1 S: 7	H: 3 LOB: 1 BB: 0 P: 7	R: 0 E: 0 K: 1 S: 6	H: 1 LOB: 1 BB: 0 P: 6		R: 0 E: 0 K: 0 S: 3	H: 0 LOB: 0 BB: 0 P: 3	1B: 5 2B: 3 3B: 0 HR: 1	SF: 0 SAC: 0 DP: 0 HBP: 0	WP: 0 PB: 0 SB: 0 CS: 0	PA: 36				
PITCHER	IP	WLS	BF	H	R	ER	SO	BB	IBB	HBP	BLK	WP	HR	S	P	ERA	WHIP										
Larry Jackson, R (1.1) ERA: 3.31	7.0	L	29	8	3	3	4	1	0	0	0	0	1	36	40	3.86	1.286										
Rick Wise, R (8.1) ERA: 3.59	2.0		7	1	0	0	1	0	0	0	0	0	0	9	9	0.00	0.500										

Batter	1	2	3	4	5	6	7	8	9	AB	R	H	RBI	BB	SO	LOB	BOTTOM										
John Briggs, L (1.8) OBP: 0.429, SLG: 0.583	0-0 FC6-4		0-3 K		0-0 4-3		0-0 4-3			4	0	1	0	0	1	1	Atlanta Braves @ Philadelphia Phillies Connie Mack Stadium, Philadelphia, PA Sun Aug 07 1966, 3:33 AM EDT Att: 14,582 - Unknown										
Cookie Rojas, R (1.4) OBP: 0.306, SLG: 0.342	0-0 F9		0-0 1B		0-0 F7			0-0 F3		4	0	1	0	0	0	1											
Johnny Callison, L (1.9) OBP: 0.350, SLG: 0.440	4-0 FC6-4		0-0 1B		0-0 G3			0-0 F8		3	0	1	0	1	0	0											
Dick Allen, R (1.5) OBP: 0.387, SLG: 0.620	0-0 FC6-4		0-3 K		0-3 K			0-0 6-3		4	0	0	0	0	2	4											
Bill White, L (1.3) OBP: 0.368, SLG: 0.496	0-0 F4		0-3 K		4-0 BB			0-0 G3		3	0	0	0	1	1	4											
Tony Gonzalez, L (1.7) OBP: 0.329, SLG: 0.406		0-0 1-3		0-3 K		0-0 G3		0-0 G3		4	0	1	0	0	1	1											
Clay Dalrymple, L (1.2) OBP: 0.372, SLG: 0.355		0-3 K		0-0 4-3		0-3 K		0-0 F7		4	0	0	0	0	2	2											
Dick Groat, R (1.6) OBP: 0.298, SLG: 0.314		4-0 BB		0-0 L9-5		0-0 F9		0-0 E5		3	0	0	0	1	0	2											
Larry Jackson, R (1.1) OBP: 0.159, SLG: 0.200		0-0 4-3		0-0 4-3		0-0 1B		0-0 F8		2	0	0	0	0	0	1											
Inning Stats	R: 0 E: 1 K: 0 S: 4	H: 1 LOB: 2 BB: 1 P: 8	R: 0 E: 0 K: 1 S: 5	H: 0 LOB: 1 BB: 1 P: 9	R: 0 E: 0 K: 3 S: 11	H: 2 LOB: 2 BB: 0 P: 11	R: 0 E: 0 K: 1 S: 5	H: 0 LOB: 0 BB: 0 P: 5	R: 0 E: 0 K: 0 S: 3	H: 0 LOB: 0 BB: 0 P: 3	R: 0 E: 0 K: 1 S: 5	H: 0 LOB: 1 BB: 1 P: 9	R: 0 E: 0 K: 1 S: 6	H: 1 LOB: 1 BB: 0 P: 6	R: 0 E: 0 K: 0 S: 3	H: 0 LOB: 0 BB: 0 P: 3		R: 0 E: 1 K: 0 S: 5	H: 1 LOB: 2 BB: 0 P: 5	1B: 4 2B: 2 3B: 0 HR: 0	SF: 0 SAC: 0 DP: 1 HBP: 0	WP: 2 PB: 0 SB: 0 CS: 1	PA: 36				
PITCHER	IP	WLS	BF	H	R	ER	SO	BB	IBB	HBP	BLK	WP	HR	S	P	ERA	WHIP										
Tony Cloninger, R (1.1) ERA: 4.43	9.0	W	36	5	0	0	7	2	1	0	0	2	0	47	59	0.00	0.778										


Batter	1	2	3	4	5	6	7	8	9	AB	R	H	RBI	BB	SO	LOB	TOP		
Willie Davis, L OBP: 0.295, SLG: 0.375 (1, 8)	0-3 K ①		0-3 K ②			0-0 F5 ②		0-0 F7 ③		4	0	0	0	0	2	1	Los Angeles Dodgers @ Atlanta Braves Atlanta Stadium, Atlanta, GA Tue Aug 09 1966, 7:05 PM EDT Att: 52,270 - Unknown livebaseballscorecards.com		
Maury Wills, S OBP: 0.333, SLG: 0.337 (1, 6)	0-0 6-3 ②		0-0 F3 ③			0-0 F7 ③			0-0 L8 ①	4	0	0	0	0	0	0			
Lou Johnson, R OBP: 0.323, SLG: 0.407 (1, 9)	4-0 BB BB ①			0-3 K2-3 ①					0-0 6-3 ②	3	0	0	0	1	1	0			
Tommy Davis, R OBP: 0.324, SLG: 0.365 (1, 7)	4-0 1-2 BB ①			0-3 K ②					0-0 F9 ②	3	0	1	0	1	1	0			
Dick Stuart, R OBP: 0.302, SLG: 0.385 (1, 3)	0-0 F3 ③			0-3 K ③					0-0 5-3 ③	4	0	0	0	0	1	3			
Jim Lefebvre, S OBP: 0.332, SLG: 0.475 (1, 4)		0-3 K ①				0-0 F8 ①				3	1	1	1	0	1	0			
John Roseboro, L OBP: 0.365, SLG: 0.467 (1, 2)		0-0 4-3 ②				0-0 P4 ②			0-0 5-3 ①	3	0	0	0	0	0	0			
John Kennedy, R OBP: 0.253, SLG: 0.287 (1, 5)		0-3 K ③				0-0 L8 ③			0-3 K ②	3	0	0	0	0	2	0			
Sandy Koufax, R OBP: 0.093, SLG: 0.095 (1, 1)			0-3 K ①			0-3 K ①			0-0 2B ①	3	0	1	0	0	2	0			
Inning Stats	R: 0 E: 0 K: 1 S: 5	H: 0 LOB: 2 BB: 2 P: 13	R: 0 E: 0 K: 2 S: 7	H: 0 LOB: 0 BB: 0 P: 7	R: 0 E: 0 K: 3 S: 7	H: 0 LOB: 0 BB: 0 P: 7	R: 0 E: 0 K: 3 S: 9	H: 0 LOB: 0 BB: 0 P: 9	R: 0 E: 0 K: 0 S: 3	H: 0 LOB: 0 BB: 0 P: 3	R: 0 E: 0 K: 0 S: 3	H: 0 LOB: 0 BB: 0 P: 3	R: 1 E: 0 K: 1 S: 7	H: 2 LOB: 1 BB: 0 P: 7	R: 0 E: 0 K: 0 S: 4	H: 1 LOB: 1 BB: 0 P: 4	1B: 1 2B: 1 3B: 0 HR: 1	SF: 0 SAC: 0 DP: 0 HBP: 0	WP: 0 PA: 32 SB: 0 CS: 0
PITCHER Denny Lemaster, L ERA: 3.87 (1, 1)	IP: 9.0 WLS: W BF: 32 H: 3 R: 1 ER: 1 SO: 10 BB: 2 IBB: 0 HBP: 0 BLK: 0 WP: 0 HR: 1 S: 50 P: 58 ERA: 1.00 WHIP: 0.556																		


Batter	1	2	3	4	5	6	7	8	9	AB	R	H	RBI	BB	SO	LOB	BOTTOM				
Felipe Alou, R OBP: 0.358, SLG: 0.532 (1, 3)	0-0 HR ①		0-0 1-3 ③			0-0 F8 ②			0-0 6-3 ①	4	1	1	1	0	0	1	Los Angeles Dodgers @ Atlanta Braves Atlanta Stadium, Atlanta, GA Tue Aug 09 1966, 7:05 PM EDT Att: 52,270 - Unknown livebaseballscorecards.com				
Eddie Mathews, L OBP: 0.325, SLG: 0.355 (1, 5)	0-3 K ①			0-3 K ①		0-3 K ③			0-0 HR ①	4	1	1	1	0	3	1					
Hank Aaron, R OBP: 0.374, SLG: 0.560 (1, 9)	0-3 K ②			0-0 F9 ②					0-0 F3 ①	3	0	0	0	0	1	0					
Gene Oliver, R OBP: 0.262, SLG: 0.387 (1, 2)	0-0 6-3 ③			0-0 4-1 ③					0-0 F8 ②	3	0	0	0	0	0	0					
Rico Carty, R OBP: 0.397, SLG: 0.429 (1, 7)		0-0 L4 ①			0-3 K ①				0-0 P4 ③	3	0	0	0	0	1	0					
Mack Jones, L OBP: 0.327, SLG: 0.468 (8, PH) Miguel de la Hoz, R OBP: 0.239, SLG: 0.254 (8, PR) Ty Cline, L OBP: 0.423, SLG: 0.423 (9, 8)		0-0 F7 ②			0-3 K ②			4-0 1B K SH3-4 BB ①		2	0	0	0	0	1	0					
Denis Menke, R OBP: 0.351, SLG: 0.408 (1, 6)	0-0 L5 ③				0-0 P4 ③				0-0 SH3-4 ①	2	0	0	0	0	0	0					
Woody Woodward, R OBP: 0.336, SLG: 0.340 (1, 4)			0-3 K ①			0-0 F8 2B ①			0-0 K 1B ②	3	0	2	0	0	1	0					
Denny Lemaster, R OBP: 0.158, SLG: 0.130 (1, 1)			0-3 K ②			0-0 B2 ①			0-3 K ③	3	0	0	0	0	2	3					
Inning Stats	R: 1 E: 0 K: 2 S: 8	H: 1 LOB: 0 BB: 0 P: 8	R: 0 E: 0 K: 0 S: 3	H: 0 LOB: 0 BB: 0 P: 3	R: 0 E: 0 K: 2 S: 7	H: 0 LOB: 0 BB: 0 P: 7	R: 0 E: 0 K: 1 S: 5	H: 0 LOB: 0 BB: 0 P: 5	R: 0 E: 0 K: 2 S: 7	H: 0 LOB: 0 BB: 0 P: 7	R: 0 E: 0 K: 1 S: 6	H: 1 LOB: 1 BB: 0 P: 6	R: 0 E: 0 K: 0 S: 3	H: 0 LOB: 0 BB: 0 P: 3	R: 0 E: 0 K: 1 S: 5	H: 1 LOB: 2 BB: 1 P: 9		R: 1 E: 0 K: 0 S: 2	H: 1 LOB: 0 BB: 0 P: 2	1B: 1 2B: 1 3B: 0 HR: 2	SF: 0 SAC: 1 DP: 0 HBP: 0
PITCHER Sandy Koufax, L ERA: 1.65 (1, 1)	IP: 8.1 WLS: L BF: 29 H: 4 R: 2 ER: 2 SO: 9 BB: 1 IBB: 0 HBP: 0 BLK: 0 WP: 0 HR: 2 S: 46 P: 50 ERA: 2.16 WHIP: 0.600																				

Batter	1	2	3	4	5	6	7	8	9	AB	R	H	RBI	BB	SO	LOB	TOP					
Willie Davis, L OBP: 0.296, SLG: 0.380 (1, 8)										5	0	2	0	0	0	1	Los Angeles Dodgers @ Atlanta Braves Atlanta Stadium, Atlanta, GA Wed Aug 10 1966, 7:05 PM EDT Att: 23,389 - Unknown					
Maury Wills, S OBP: 0.333, SLG: 0.337 (1, 6)										4	0	1	0	0	0	2						
Lou Johnson, R OBP: 0.320, SLG: 0.402 (1, 9) (8, 7)										4	0	0	0	0	2	3						
Tommy Davis, R OBP: 0.323, SLG: 0.363 Nate Oliver, R OBP: 0.282, SLG: 0.216 Al Ferrara, R OBP: 0.328, SLG: 0.453 (1, 7) (8, PR) (8, 9)										4	0	1	0	0	1	2						
Dick Stuart, R OBP: 0.309, SLG: 0.387 Ron Fairly, L OBP: 0.355, SLG: 0.404 (1, 3) (8, PH) (8, 3)										2	0	1	0	1	0	0						
Jim Lefebvre, S OBP: 0.332, SLG: 0.481 (1, 4)										4	1	1	1	0	0	4						
Jim Gilliam, S OBP: 0.279, SLG: 0.261 (1, 5)										4	0	0	0	0	0	2						
John Roseboro, L OBP: 0.366, SLG: 0.468 (1, 2)										4	0	2	0	0	1	2						
Don Drysdale, R OBP: 0.287, SLG: 0.347 Bob Miller, R OBP: 0.276, SLG: 0.385 Wes Parker, S OBP: 0.327, SLG: 0.346 Claude Osteen, L OBP: 0.235, SLG: 0.152 Wes Covington, R OBP: 0.251, SLG: 0.287 (1, 1) (6, 1) (7, PH) (7, 1) (8, PH) (8, PR) (8, 9)										2	0	0	0	0	0	3						
Inning Stats	R: 0 E: 0 K: 0 S: 4	H: 1 LOB: 1 BB: 0 P: 4	R: 1 E: 0 K: 0 S: 5	H: 2 LOB: 1 BB: 0 P: 5	R: 0 E: 0 K: 2 S: 8	H: 1 LOB: 1 BB: 0 P: 8	R: 0 E: 1 K: 1 S: 6	H: 0 LOB: 2 BB: 1 P: 10	R: 0 E: 0 K: 0 S: 5	H: 0 LOB: 0 BB: 0 P: 5	R: 0 E: 0 K: 0 S: 4	H: 1 LOB: 1 BB: 0 P: 4	R: 0 E: 0 K: 0 S: 3	H: 0 LOB: 0 BB: 0 P: 3	R: 0 E: 0 K: 0 S: 5	H: 2 LOB: 2 BB: 0 P: 5		R: 0 E: 0 K: 0 S: 4	H: 1 LOB: 1 BB: 0 P: 4	1B: 5 2B: 2 3B: 0 HR: 1	SF: 0 SAC: 0 DP: 0 HBP: 0	WP: 0 PB: 0 SB: 0 CS: 0
PITCHER	IP WLS BF H R ER SO BB IBB HBP BLK WP HR S P ERA WHIP	IP WLS BF H R ER SO BB IBB HBP BLK WP HR S P ERA WHIP																				
Dick Kelley, L ERA: 3.86 Clay Carroll, R ERA: 2.2 (1, 1) (8, 1)	7.1 W 31 7 1 1 4 1 0 0 0 0 1 38 42 1.23 1.091	1.2 S 6 1 0 0 0 0 0 0 0 0 0 6 6 0.00 0.600																				

Batter	1	2	3	4	5	6	7	8	9	AB	R	H	RBI	BB	SO	LOB	BOTTOM			
Felipe Alou, R OBP: 0.360, SLG: 0.538 (1, 3)										4	2	2	1	1	1	2	Los Angeles Dodgers @ Atlanta Braves Atlanta Stadium, Atlanta, GA Wed Aug 10 1966, 7:05 PM EDT Att: 23,389 - Unknown			
Eddie Mathews, L OBP: 0.321, SLG: 0.349 (1, 5)										5	0	0	0	0	2	4				
Hank Aaron, R OBP: 0.373, SLG: 0.561 (1, 9)										3	0	1	1	0	0	1				
Joe Torre, R OBP: 0.366, SLG: 0.539 (1, 2)										4	1	2	0	0	0	1				
Rico Carty, R OBP: 0.401, SLG: 0.435 (1, 7)										3	0	2	1	1	1	0				
Mack Jones, L OBP: 0.327, SLG: 0.467 Miguel de la Hoz, R OBP: 0.235, SLG: 0.250 Ty Cline, L OBP: 0.423, SLG: 0.423 (1, 8) (7, PH) (8, 8)										3	0	1	0	0	0	2				
Denis Menke, R OBP: 0.356, SLG: 0.414 (1, 6)										3	0	2	0	1	0	1				
Woody Woodward, R OBP: 0.332, SLG: 0.335 (1, 4)										4	0	0	0	0	1	7				
Dick Kelley, R Clay Carroll, R (1, 1) (8, 1)										3	0	0	0	0	1	5				
Inning Stats	R: 1 E: 0 K: 0 S: 4	H: 1 LOB: 0 BB: 0 P: 4	R: 0 E: 0 K: 2 S: 8	H: 1 LOB: 0 BB: 0 P: 8	R: 0 E: 0 K: 0 S: 4	H: 1 LOB: 1 BB: 0 P: 4	R: 0 E: 0 K: 0 S: 5	H: 2 LOB: 3 BB: 1 P: 9	R: 2 E: 1 K: 0 S: 5	H: 2 LOB: 1 BB: 0 P: 5	R: 0 E: 1 K: 2 S: 9	H: 1 LOB: 2 BB: 0 P: 9	R: 0 E: 0 K: 1 S: 6	H: 1 LOB: 2 BB: 1 P: 10	R: 0 E: 0 K: 1 S: 6	H: 1 LOB: 2 BB: 1 P: 10		1B: 6 2B: 3 3B: 0 HR: 1	SF: 1 SAC: 1 DP: 0 HBP: 0	WP: 0 PB: 0 SB: 1 CS: 0
PITCHER	IP WLS BF H R ER SO BB IBB HBP BLK WP HR S P ERA WHIP	IP WLS BF H R ER SO BB IBB HBP BLK WP HR S P ERA WHIP																		
Don Drysdale, R ERA: 3.97 Bob Miller, R ERA: 3.34 Claude Osteen, L ERA: 2.51 (1, 1) (6, 1) (7, 1)	5.0 L 25 8 3 1 2 0 0 0 0 0 0 7 7 0.00 0.000	1.0 3 0 0 0 2 0 0 0 0 0 0 7 7 0.00 0.000																		



Batter	1	2	3	4	5	6	7	8	9	AB	R	H	RBI	BB	SO	LOB	TOP			
John Briggs, L (1, 8) OBP: 0.420, SLG: 0.603	P6		3-1			HR		6-3		4	1	1	1	0	0	0	Philadelphia Phillies @ Atlanta Braves Atlanta Stadium, Atlanta, GA Sat Aug 13 1966, 7:05 PM EDT Unknown			
Cookie Rojas, R (1, 4) OBP: 0.306, SLG: 0.339	1B HR		5-3			FC5 1-3 1B		6-3		4	1	2	0	0	0	0				
Johnny Callison, L (1, 9) OBP: 0.346, SLG: 0.433	1-3 HR		P6			1-3				4	1	2	0	0	0	1				
Dick Allen, R (1, 5) OBP: 0.384, SLG: 0.628	1-H 3-H HR					FC5		4-3		4	1	1	3	0	0	2				
Bill White, L (1, 3) OBP: 0.363, SLG: 0.488	P6					F5				4	0	0	0	0	0	1				
Tony Gonzalez, L (1, 7) OBP: 0.325, SLG: 0.400	F7									4	0	0	0	0	0	0				
Clay Dalrymple, L (1, 2) OBP: 0.367, SLG: 0.349										4	0	0	0	0	0	0				
Dick Groat, R (1, 6) OBP: 0.302, SLG: 0.320										3	0	2	0	0	0	0				
Jim Bunning, R (1, 1) OBP: 0.188, SLG: 0.182										3	0	0	0	0	0	1				
Darold Knowles, L (9, 1) OBP: 0.250, SLG: 0.250										0	0	0	0	0	0	0				
Inning Stats	R: 3 E: 0 K: 0 S: 6	H: 3 LOB: 0 BB: 0 P: 6	R: 0 E: 0 K: 0 S: 3	H: 0 LOB: 0 BB: 0 P: 3	R: 0 E: 0 K: 0 S: 3	H: 0 LOB: 0 BB: 0 P: 3	R: 0 E: 0 K: 0 S: 3	H: 1 LOB: 0 BB: 0 P: 3	R: 1 E: 0 K: 1 S: 5	H: 2 LOB: 1 BB: 0 P: 5	R: 0 E: 0 K: 1 S: 6	H: 1 LOB: 0 BB: 0 P: 6	R: 0 E: 0 K: 0 S: 4	H: 1 LOB: 1 BB: 0 P: 4	R: 0 E: 0 K: 0 S: 3	H: 0 LOB: 0 BB: 0 P: 3	1B: 5 2B: 1 3B: 0 HR: 2	SF: 0 SAC: 0 DP: 1 HBP: 0	WP: 0 PB: 0 SB: 0 CS: 0	PA: 34
PITCHER	IP WLS BF H R ER SO BB IBB HBP BLK WP HR S P ERA WHIP	IP WLS BF H R ER SO BB IBB HBP BLK WP HR S P ERA WHIP																		
Ken Johnson, R (1, 1) ERA: 3.18	5.0 L 19 5 4 4 0 0 0 0 0 0 0 2 19 19 7.20 1.000																			
Clay Carroll, R (6, 1) ERA: 2.15	2.0 8 2 0 0 1 0 0 0 0 0 0 0 10 10 0.00 1.000																			
Ted Abernathy, R (8, 1) ERA: 4.44	2.0 7 1 0 0 0 0 0 0 0 0 0 0 7 7 0.00 0.500																			

Batter	1	2	3	4	5	6	7	8	9	AB	R	H	RBI	BB	SO	LOB	BOTTOM		
Felipe Alou, R (1, 3) OBP: 0.361, SLG: 0.534	L6		FC5-4 1B 1-2 BB							3	0	0	0	1	0	3	Philadelphia Phillies @ Atlanta Braves Atlanta Stadium, Atlanta, GA Sat Aug 13 1966, 7:05 PM EDT Unknown		
Eddie Mathews, L (1, 5) OBP: 0.300, SLG: 0.348	G3		FC5-4 1-2 2-3 1B							4	0	1	0	0	1	3			
Miguel de la Hoz, R (9, PH) OBP: 0.232, SLG: 0.246										1	0	0	0	0	0	2			
Hank Aaron, R (1, 9) OBP: 0.372, SLG: 0.558	L7		FC5-4 1-2 2-3 3-H							4	0	1	1	0	1	2			
Joe Torre, R (1, 2) OBP: 0.363, SLG: 0.534										4	0	0	0	0	0	3			
Rico Carty, R (1, 7) OBP: 0.399, SLG: 0.432										4	0	1	0	0	1	0			
Mack Jones, L (1, 8) OBP: 0.326, SLG: 0.462										3	0	0	0	1	1	1			
Denis Menke, R (1, 6) OBP: 0.355, SLG: 0.411										4	1	1	0	0	1	2			
Woody Woodward, R (1, 4) OBP: 0.334, SLG: 0.338										4	1	2	0	0	1	2			
Ken Johnson, R (1, 1) OBP: 0.125, SLG: 0.213										2	0	0	0	0	1	1			
Clay Carroll, R (6, 1) OBP: 0.325, SLG: 0.387										0	0	0	0	0	0	0			
Gary Geiger, L (7, PH) OBP: 0.250, SLG: 0.182										0	0	0	0	1	0	0			
Ted Abernathy, R (8, 1) OBP: 0.250, SLG: 0.182										0	0	0	0	0	0	0			
Ty Cline, L (9, PH) OBP: 0.444, SLG: 0.444										1	0	1	1	0	0	0			
Inning Stats	R: 0 E: 0 K: 0 S: 3	H: 0 LOB: 1 BB: 1 P: 11	R: 1 E: 0 K: 1 S: 7	H: 2 LOB: 2 BB: 1 P: 11	R: 0 E: 0 K: 1 S: 6	H: 1 LOB: 0 BB: 0 P: 6	R: 0 E: 0 K: 1 S: 5	H: 0 LOB: 0 BB: 0 P: 5	R: 0 E: 1 K: 1 S: 7	H: 1 LOB: 3 BB: 1 P: 11	R: 0 E: 0 K: 0 S: 3	H: 1 LOB: 0 BB: 0 P: 3	R: 1 E: 0 K: 1 S: 7	H: 2 LOB: 2 BB: 0 P: 8	1B: 7 2B: 0 3B: 0 HR: 0	SF: 0 SAC: 0 DP: 1 HBP: 1	WP: 0 PB: 0 SB: 1 CS: 0	PA: 38	
PITCHER	IP WLS BF H R ER SO BB IBB HBP BLK WP HR S P ERA WHIP	IP WLS BF H R ER SO BB IBB HBP BLK WP HR S P ERA WHIP																	
Jim Bunning, R (1, 1) ERA: 2.42	8.2 W 37 7 2 2 7 3 0 0 0 0 0 0 47 60 2.08 1.154																		
Darold Knowles, L (9, 1) ERA: 2.84	0.1 S 1 0 0 0 0 0 0 0 0 0 0 0 1 1 0.00 0.000																		

Batter	1	2	3	4	5	6	7	8	9	AB	R	H	RBI	BB	SO	LOB	TOP			
John Briggs, L (1, 8) OBP: 0.421, SLG: 0.584	0-3 K		0-3 K		0-3 K		0-3 K			4	0	0	0	0	4	0	Philadelphia Phillies @ Atlanta Braves Atlanta Stadium, Atlanta, GA Sun Aug 14 1966, 3:33 AM EDT Att: 16,855 - Unknown			
Cookie Rojas, R (1, 7) OBP: 0.308, SLG: 0.343	0-0 F8 2B		0-0 E8		0-0 F5		0-0 F7			4	0	1	0	0	0	0				
Johnny Callison, L (1, 9) OBP: 0.346, SLG: 0.430	0-0 F8 2-3		0-0 F5		0-0 S 1B			0-0 F6		4	0	1	0	0	0	2				
Dick Allen, R (1, 5) OBP: 0.391, SLG: 0.638	4-0 BB			0-0 BB 2B	0-3 K 1-2			0-0 HR		3	1	2	1	1	1	1				
Tony Taylor, R (1, 4) OBP: 0.296, SLG: 0.375	0-3 K			4-0 BB BB		0-3 K		0-0 6-3		3	0	0	0	1	2	2				
Bill White, L (1, 3) OBP: 0.360, SLG: 0.483		0-3 K		0-3 K		0-0 1B		0-3 K		4	0	1	0	0	3	2				
Dick Groat, R (1, 6) OBP: 0.303, SLG: 0.324		0-0 F7		0-3 K		0-0 F3		0-0 L4		4	0	0	0	0	1	3				
Bob Uecker, R (1, 2) OBP: 0.284, SLG: 0.361		0-0 F8		4-0 1-2 2-3 BB		0-0 F9		0-3 K		3	0	0	0	1	1	1				
Bob Buhl, R (1, 1) Phil Lutz, R (3, PH) Joe Verbanic, R (3, 1) Harvey Kuenn, R (4, PH) Rick Wise, R (4, 1) Jackie Brandt, R (7, PH) Terry Fox, R (7, 1) Doug Clemens, L (9, PH)			0-3 K	0-0 F9		0-3 K		0-0 4-3		0	0	0	0	0	0	0				
Inning Stats	R: 0 E: 0 K: 2 S: 8	H: 1 LOB: 2 BB: 1 P: 12	R: 0 E: 0 K: 1 S: 5	H: 0 LOB: 0 BB: 0 P: 5	R: 0 E: 1 K: 2 S: 8	H: 0 LOB: 1 BB: 0 P: 8	R: 0 E: 0 K: 2 S: 8	H: 1 LOB: 1 BB: 0 P: 16	R: 0 E: 0 K: 1 S: 6	H: 1 LOB: 1 BB: 0 P: 6	R: 0 E: 0 K: 2 S: 7	H: 0 LOB: 0 BB: 0 P: 7	R: 1 E: 0 K: 1 S: 6	H: 1 LOB: 0 BB: 0 P: 6	R: 0 E: 0 K: 1 S: 5	H: 0 LOB: 0 BB: 0 P: 5		1B: 2 2B: 2 3B: 0 HR: 1	SF: 0 SAC: 0 DP: 0 HBP: 0	WP: 0 PB: 0 SB: 1 CS: 0
PITCHER Denny Lemaster, L (1, 1) ERA: 3.72	IP: 9.0 WLS: W BF: 36 H: 5 R: 1 ER: 1 SO: 14 BB: 3 IBB: 0 HBP: 0 BLK: 0 WP: 0 HR: 1 S: 61 P: 73 ERA: 1.00 WHIP: 0.889															PITCHER				

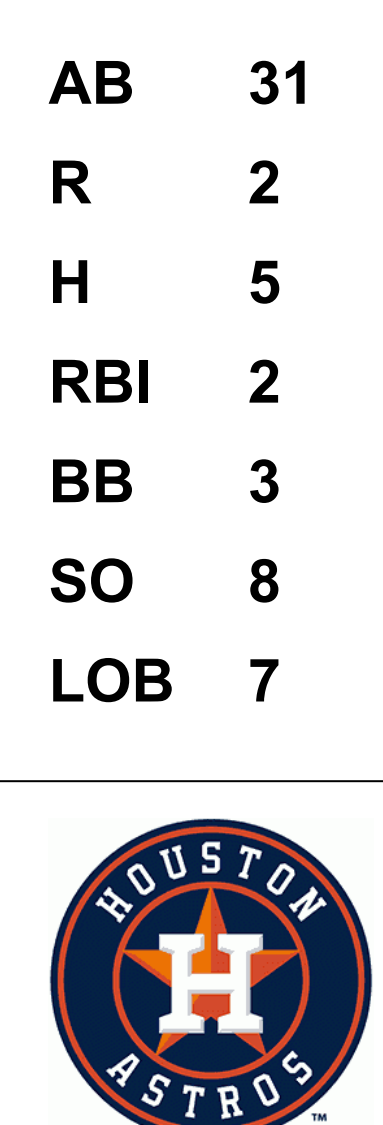
Batter	1	2	3	4	5	6	7	8	9	AB	R	H	RBI	BB	SO	LOB	BOTTOM			
Denis Menke, R (1, 6) OBP: 0.360, SLG: 0.412	4-0 PB WP BB	0-0 2B HR 1B		0-0 P4		0-0 6-3		0-3 K		4	1	1	1	1	1	2	Philadelphia Phillies @ Atlanta Braves Atlanta Stadium, Atlanta, GA Sun Aug 14 1966, 3:33 AM EDT Att: 16,855 - Unknown			
Eddie Mathews, L (1, 5) Miguel de la Hoz, R (7, 5) OBP: 0.305, SLG: 0.354 OBP: 0.216, SLG: 0.229	0-0 F9	0-0 HR 2B		4-0 BB		0-0 P6				2	1	1	0	1	0	1				
Hank Aaron, R (1, 9) Ty Cline, L (8, 9) OBP: 0.373, SLG: 0.568 OBP: 0.429, SLG: 0.429	0-3 K	0-0 HR		0-3 K		0-0 L8				4	1	1	3	0	2	2				
Joe Torre, R (1, 3) OBP: 0.367, SLG: 0.545	4-0 BB	0-0 F5			0-0 HR		0-0 WP 2B			3	1	2	1	1	0	0				
Rico Carty, R (1, 7) OBP: 0.399, SLG: 0.448	0-0 G3		0-0 HR		0-0 L8		0-0 5-3			4	1	1	1	0	0	3				
Mack Jones, L (1, 8) OBP: 0.324, SLG: 0.457		0-0 F7	0-0 F5		0-0 6-3		0-0 2B 1B			4	0	1	0	0	0	0				
Gene Oliver, R (1, 2) OBP: 0.259, SLG: 0.379		0-0 6-3	0-0 5-3		0-0 P4		0-0 1-3 2B			4	0	1	0	0	0	0				
Woody Woodward, R (1, 4) OBP: 0.330, SLG: 0.332		0-0 3B 1B	0-0 P6		0-0 5-3		0-0 4-3			4	1	1	0	0	0	2				
Denny Lemaster, R (1, 1) OBP: 0.164, SLG: 0.172		0-0 1B 3B		0-3 K		0-3 K		0-0 5-3		4	1	1	1	0	2	2				
Inning Stats	R: 0 E: 0 K: 1 S: 5	H: 0 LOB: 2 BB: 2 P: 13	R: 5 E: 0 K: 0 S: 8	H: 5 LOB: 0 BB: 0 P: 8	R: 1 E: 0 K: 0 S: 4	H: 1 LOB: 0 BB: 0 P: 4	R: 0 E: 0 K: 2 S: 7	H: 0 LOB: 1 BB: 1 P: 11	R: 1 E: 0 K: 0 S: 4	H: 1 LOB: 0 BB: 0 P: 4	R: 0 E: 0 K: 1 S: 5	H: 0 LOB: 0 BB: 0 P: 5	R: 0 E: 0 K: 0 S: 4	H: 1 LOB: 1 BB: 0 P: 4	R: 0 E: 0 K: 1 S: 7	H: 2 LOB: 2 BB: 0 P: 7		1B: 3 2B: 3 3B: 1 HR: 3	SF: 0 SAC: 0 DP: 0 HBP: 0	WP: 2 PB: 1 SB: 0 CS: 0
PITCHER Bob Buhl, R (1, 1) Joe Verbanic, R (3, 1) Rick Wise, R (4, 1) Terry Fox, R (7, 1)	IP: 2.0 WLS: L BF: 13 H: 5 R: 5 ER: 5 SO: 5 BB: 2 IBB: 0 HBP: 0 BLK: 0 WP: 1 HR: 1 S: 13 P: 21 ERA: 22.50 WHIP: 3.500															PITCHER				

Batter	1	2	3	4	5	6	7	8	9	AB R H RBI BB SO LOB	TOP									
Denis Menke, R (1, 6) OBP: 0.360, SLG: 0.413										4 1 1 0 1 1 2	Atlanta Braves @ Houston Astros Astrodome, Houston, TX Mon Aug 15 1966, 8:05 PM EDT Att. 21,244 - Dome									
Eddie Mathews, L (1, 5) OBP: 0.331, SLG: 0.367										3 1 2 3 2 0 1										
Hank Aaron, R (1, 9) OBP: 0.372, SLG: 0.564										5 0 1 0 0 2 4										
Joe Torre, R (1, 3) OBP: 0.367, SLG: 0.543										5 0 2 0 0 1 3										
Rico Carty, R (1, 7) OBP: 0.395, SLG: 0.443										4 0 0 0 0 2 5										
Mack Jones, L (1, 8) OBP: 0.323, SLG: 0.454										4 0 1 0 0 1 0										
Gene Oliver, R (1, 2) OBP: 0.295, SLG: 0.372										3 0 0 0 0 2 0										
Woody Woodward, R (1, 4) OBP: 0.331, SLG: 0.332										3 1 1 0 1 0 0										
Tony Cloninger, R (1, 1) OBP: 0.314, SLG: 0.524										4 1 2 0 0 1 2										
Inning Stats	R: 1 E: 0 K: 0 S: 5	H: 2 LOB: 1 BB: 0 P: 5	R: 0 E: 1 K: 2 S: 8	H: 0 LOB: 1 BB: 0 P: 8	R: 0 E: 0 K: 3 S: 10	H: 1 LOB: 2 BB: 1 P: 14	R: 0 E: 1 K: 0 S: 4	H: 1 LOB: 1 BB: 0 P: 4	R: 0 E: 0 K: 2 S: 7	H: 0 LOB: 1 BB: 1 P: 11		R: 0 E: 0 K: 1 S: 9	H: 4 LOB: 2 BB: 0 P: 9	R: 1 E: 0 K: 0 S: 4	H: 2 LOB: 1 BB: 1 P: 8	R: 0 E: 0 K: 0 S: 2	H: 0 LOB: 0 BB: 1 P: 6	1B: 8 2B: 2 3B: 0 HR: 1	SF: 0 SAC: 1 DP: 1 HBP: 0	WP: 4 PB: 0 SB: 0 CS: 0
PITCHER	IP WLS BF H R ER SO BB IBB HBP BLK WP HR S P ERA WHIP																			
Chris Zachary, R (1, 1) ERA: 5.82	7.1 L 35 9 4 4 10 3 0 0 0 3 1 52 64 4.91 1.636																			
Claude Raymond, R (8, 1) ERA: 3.13	0.2 2 1 0 0 0 0 0 0 0 1 0 2 2 0.00 1.500																			
Turk Farrell, R (9, 1) ERA: 4.85	1.0 3 0 0 0 0 1 0 0 0 0 0 2 6 0.00 1.000																			

AB	35
R	4
H	10
RBI	3
BB	4
SO	10
LOB	17



Batter	1	2	3	4	5	6	7	8	9	AB R H RBI BB SO LOB	BOTTOM											
Ron Davis, R (1, 8) OBP: 0.265, SLG: 0.362										3 0 0 0 1 0 0	Atlanta Braves @ Houston Astros Astrodome, Houston, TX Mon Aug 15 1966, 8:05 PM EDT Att. 21,244 - Dome											
Sonny Jackson, L (1, 6) OBP: 0.322, SLG: 0.322										4 1 2 0 0 0 1												
Joe Morgan, L (1, 4) OBP: 0.432, SLG: 0.439										2 1 1 1 2 0 0												
Rusty Staub, L (1, 9) OBP: 0.357, SLG: 0.451										3 0 0 1 0 2 2												
Chuck Harrison, R (1, 3) OBP: 0.299, SLG: 0.361										4 0 0 0 0 2 1												
Lee Maye, L (1, 7) OBP: 0.310, SLG: 0.422										4 0 1 0 0 0 0												
John Bateman, R (1, 2) OBP: 0.313, SLG: 0.479										4 0 0 0 0 0 1												
Bob Aspromonte, R (1, 5) OBP: 0.295, SLG: 0.348										4 0 1 0 0 1 1												
Chris Zachary, L (1, 1) OBP: 0.200, SLG: 0.500										2 0 0 0 0 2 1												
Claude Raymond, R (8, 1) OBP: 0.111, SLG: 0.111										0 0 0 0 0 0 0												
Bill Heath, L (6, PH) OBP: 0.313, SLG: 0.311										1 0 0 0 0 1 0												
Turk Farrell, R (9, 1) OBP: 0.119, SLG: 0.190										0 0 0 0 0 0 0												
Inning Stats	R: 1 E: 0 K: 0 S: 4	H: 1 LOB: 1 BB: 1 P: 8	R: 0 E: 0 K: 1 S: 6	H: 1 LOB: 0 BB: 0 P: 6	R: 1 E: 0 K: 1 S: 6	H: 1 LOB: 0 BB: 0 P: 6	R: 0 E: 0 K: 0 S: 3	H: 0 LOB: 0 BB: 0 P: 3	R: 0 E: 0 K: 1 S: 5	H: 0 LOB: 1 BB: 1 P: 9	R: 0 E: 0 K: 2 S: 7	H: 0 LOB: 0 BB: 0 P: 7	R: 0 E: 0 K: 0 S: 3	H: 0 LOB: 0 BB: 0 P: 3	R: 0 E: 0 K: 1 S: 6	H: 1 LOB: 1 BB: 1 P: 10	R: 0 E: 0 K: 2 S: 8	H: 1 LOB: 1 BB: 0 P: 8	1B: 3 2B: 1 3B: 0 HR: 1	SF: 1 SAC: 0 DP: 0 HBP: 0	WP: 1 PB: 0 SB: 1 CS: 0	PA: 35
PITCHER	IP WLS BF H R ER SO BB IBB HBP BLK WP HR S P ERA WHIP																					
Tony Cloninger, R (1, 1) ERA: 4.31	9.0 W 35 5 2 2 8 3 0 0 0 1 1 48 60 2.00 0.889																					



Batter	1	2	3	4	5	6	7	8	9	AB	R	H	RBI	BB	SO	LOB	TOP								
Felipe Alou, R OBP: 0.358, SLG: 0.531 (1, 3)										4	1	2	0	0	1	0	Atlanta Braves @ Houston Astros Astrodome, Houston, TX Tue Aug 16 1966, 8:05 PM EDT Att: 18,520 - Dome								
Eddie Mathews, L OBP: 0.331, SLG: 0.365 (1, 5)										4	0	1	0	0	0	1									
Hank Aaron, R OBP: 0.371, SLG: 0.561 (1, 9)										4	0	1	1	0	1	2									
Joe Torre, R OBP: 0.368, SLG: 0.543 (1, 2)										4	1	2	0	0	0	3									
Rico Carty, R OBP: 0.396, SLG: 0.444 (1, 7)										4	2	2	0	0	0	2									
Mack Jones, L OBP: 0.322, SLG: 0.451 (1, 8)										4	0	1	0	0	0	1									
Denis Menke, R OBP: 0.306, SLG: 0.408 (1, 6)										4	0	0	0	0	0	2									
Woody Woodward, R OBP: 0.331, SLG: 0.334 (1, 4)										4	0	1	1	0	1	1									
Dick Kelley, R (1, 1)										3	0	0	0	0	0	2									
Ted Abernathy, R OBP: 0.231, SLG: 0.167 (8, 1)										1	0	0	0	0	1	0									
Inning Stats	R: 0 E: 0 K: 1 S: 5	H: 0 LOB: 0 BB: 0 P: 5	R: 2 E: 1 K: 1 S: 8	H: 3 LOB: 1 BB: 0 P: 8	R: 1 E: 0 K: 0 S: 5	H: 2 LOB: 1 BB: 0 P: 5	R: 0 E: 0 K: 0 S: 3	H: 0 LOB: 0 BB: 0 P: 3	R: 0 E: 0 K: 0 S: 5	H: 2 LOB: 2 BB: 0 P: 5	R: 1 E: 1 K: 0 S: 5	H: 2 LOB: 1 BB: 0 P: 5	R: 0 E: 0 K: 0 S: 5	H: 0 LOB: 0 BB: 0 P: 3	R: 0 E: 0 K: 1 S: 5	H: 1 LOB: 0 BB: 0 P: 3	R: 0 E: 0 K: 0 S: 5	H: 0 LOB: 0 BB: 0 P: 5	1B: 8 2B: 2 3B: 0 HR: 0	SF: 0 SAC: 0 DP: 1 HBP: 0	WP: 0 PB: 1 SB: 0 CS: 0	PA: 36			
PITCHER	IP	WLS	BF	H	R	ER	SO	BB	IBB	HBP	BLK	WP	HR	S	P	ERA	WHIP								
Mike Cuellar, L ERA: 2.41 (1, 1)	5.0	L	22	7	3	2	2	0	0	0	0	0	0	26	26	3.60	1.400								
Larry Dierker, R ERA: 3.49 (6, 1)	2.0		8	2	1	1	1	0	0	0	0	0	0	10	10	4.50	1.000								
Ron Taylor, R ERA: 6.1 (8, 1)	2.0		6	1	0	0	1	0	0	0	0	0	0	8	8	0.00	0.500								

Batter	1	2	3	4	5	6	7	8	9	AB	R	H	RBI	BB	SO	LOB	BOTTOM								
Joe Morgan, L OBP: 0.430, SLG: 0.434 (1, 4)										3	1	0	0	1	2	1	Atlanta Braves @ Houston Astros Astrodome, Houston, TX Tue Aug 16 1966, 8:05 PM EDT Att: 18,520 - Dome								
Sonny Jackson, L OBP: 0.325, SLG: 0.322 (1, 6)										2	0	1	0	2	0	0									
Chuck Harrison, R OBP: 0.298, SLG: 0.363 (1, 3)										4	0	1	0	0	0	2									
Dave Nicholson, R OBP: 0.363, SLG: 0.442 (1, 7)										3	0	0	0	0	2	2									
Lee Maye, L OBP: 0.312, SLG: 0.424 (6, PH) (9, 7)										1	0	1	1	0	0	0									
Bob Aspromonte, R OBP: 0.297, SLG: 0.348 (1, 5)										3	1	1	0	0	0	2									
Rusty Staub, L OBP: 0.354, SLG: 0.447 (1, 9)										4	0	0	0	0	0	4									
John Bateman, R OBP: 0.313, SLG: 0.477 (1, 2)										4	0	1	0	0	0	2									
Ron Davis, R OBP: 0.264, SLG: 0.353 (1, 8)										4	0	1	1	0	1	2									
Mike Cuellar, L OBP: 0.125, SLG: 0.128 (1, 1)										1	0	0	0	0	0	1									
Gene Freese, R OBP: 0.270, SLG: 0.281 (5, PH)										1	0	0	0	0	0	1									
Larry Dierker, R OBP: 0.170, SLG: 0.255 (6, 1)										0	0	0	0	0	0	0									
Felix Mantilla, R OBP: 0.257, SLG: 0.338 (7, PH)										1	0	0	0	0	1	1									
Ron Taylor, R OBP: 0.250, SLG: 0.375 (8, 1)										0	0	0	0	0	0	0									
Inning Stats	R: 0 E: 0 K: 1 S: 5	H: 1 LOB: 0 BB: 0 P: 5	R: 0 E: 1 K: 1 S: 6	H: 0 LOB: 0 BB: 0 P: 6	R: 0 E: 0 K: 1 S: 5	H: 1 LOB: 0 BB: 0 P: 5	R: 0 E: 0 K: 1 S: 5	H: 1 LOB: 2 BB: 1 P: 10	R: 0 E: 0 K: 0 S: 3	H: 0 LOB: 0 BB: 0 P: 3	R: 1 E: 1 K: 1 S: 7	H: 1 LOB: 1 BB: 0 P: 7	R: 1 E: 0 K: 0 S: 3	H: 1 LOB: 1 BB: 2 P: 11	R: 0 E: 0 K: 0 S: 3	H: 0 LOB: 0 BB: 0 P: 3	1B: 5 2B: 1 3B: 0 HR: 0	SF: 0 SAC: 0 DP: 3 HBP: 1	WP: 1 PB: 0 SB: 0 CS: 0	PA: 35					
PITCHER	IP	WLS	BF	H	R	ER	SO	BB	IBB	HBP	BLK	WP	HR	S	P	ERA	WHIP								
Dick Kelley, L ERA: 3.23 (1, 1)	7.0	W	29	5	2	1	6	3	0	1	0	0	0	37	50	1.29	1.143								
Ted Abernathy, R ERA: 4.33 (8, 1)	2.0	S	6	1	0	0	0	0	0	0	0	0	0	6	6	0.00	0.500								



Batter	1	2	3	4	5	6	7	8	9	AB	R	H	RBI	BB	SO	LOB	TOP										
Felipe Alou, R OBP: 0.357, SLG: 0.531 (1, 3)										5	1	1	0	0	0	0											
Eddie Mathews, L OBP: 0.332, SLG: 0.362 (1, 5)										3	1	0	0	2	1	0											
Hank Aaron, R OBP: 0.370, SLG: 0.558 (1, 9)										4	2	1	1	0	0	1											
Joe Torre, R OBP: 0.371, SLG: 0.551 (1, 2)										3	1	2	0	1	0	0											
Rico Carty, R OBP: 0.395, SLG: 0.442 (1, 7)										4	1	1	2	0	0	2											
Mack Jones, L OBP: 0.318, SLG: 0.445 (1, 8)										4	0	0	0	0	2	2											
Denis Menke, R OBP: 0.358, SLG: 0.409 (1, 6)										4	0	2	1	0	1	1											
Woody Woodward, R OBP: 0.330, SLG: 0.331 (1, 4)										3	0	0	0	1	0	1											
Pat Jarvis, R Clay Carroll, R (6, 1)										3	0	0	0	0	2	2											
										1	0	0	0	0	1	0											
Inning Stats	R: 0 E: 0 K: 0 S: 3	H: 0 LOB: 0 BB: 0 P: 3	R: 0 E: 0 K: 1 S: 6	H: 1 LOB: 1 BB: 0 P: 6	R: 0 E: 0 K: 1 S: 5	H: 0 LOB: 0 BB: 0 P: 5	R: 0 E: 0 K: 1 S: 5	H: 0 LOB: 1 BB: 0 P: 5	R: 0 E: 0 K: 0 S: 4	H: 0 LOB: 0 BB: 0 P: 5	R: 0 E: 0 K: 1 S: 5	H: 0 LOB: 0 BB: 0 P: 5	R: 0 E: 0 K: 1 S: 5	H: 0 LOB: 0 BB: 0 P: 5	R: 0 E: 0 K: 1 S: 5	H: 0 LOB: 0 BB: 0 P: 5	1B: 4 2B: 1 3B: 2 HR: 0	SF: 0 SAC: 0 DP: 0 HBP: 0	WP: 1 PA: 38 PB: 0 SB: 0 CS: 0								
PITCHER	IP	WLS	BF	H	R	ER	SO	BB	IBB	HBP	BLK	WP	HR	S	P	ERA	WHIP										
Dave Giusti, R ERA: 3.69 (1, 1)	5.2	L	26	6	5	4	4	2	1	0	0	1	0	31	43	6.35	1.412										
Claude Raymond, R ERA: 3.12 (6, 1)	0.1		1	0	0	0	1	0	0	0	0	0	0	3	3	0.00	0.000										
Barry Latman, R ERA: 2.8 (7, 1)	2.0		8	1	1	0	1	1	0	0	0	0	0	9	13	0.00	1.000										
Carroll Sembera, R ERA: 2.81 (9, 1)	1.0		3	0	0	0	1	0	0	0	0	0	0	5	5	0.00	0.000										

Atlanta Braves @ Houston Astros
Astrodome, Houston, TX
Wed Aug 17 1966, 8:05 PM EDT
Att: 19,777 - Unknown

AB 34
R 6
H 7
RBI 4
BB 4
SO 7
LOB 9



Batter	1	2	3	4	5	6	7	8	9	AB	R	H	RBI	BB	SO	LOB	BOTTOM										
Ron Davis, R OBP: 0.263, SLG: 0.345 (1, 8)										4	1	1	0	0	0	1											
Sonny Jackson, L OBP: 0.327, SLG: 0.324 (1, 6)										4	0	2	0	0	1	0											
Joe Morgan, L OBP: 0.428, SLG: 0.432 (1, 4)										4	0	1	1	0	0	1											
Rusty Staub, L OBP: 0.351, SLG: 0.443 (1, 9)										4	0	0	0	0	0	2											
Chuck Harrison, R OBP: 0.297, SLG: 0.359 (1, 3)										3	0	0	0	1	0	0											
Lee Maye, L OBP: 0.309, SLG: 0.420 (1, 7)										3	0	0	0	0	0	1											
Bob Aspromonte, R OBP: 0.295, SLG: 0.345 (1, 5)										3	0	0	0	0	1	2											
John Bateman, R OBP: 0.311, SLG: 0.474 Bill Heath, L OBP: 0.309, SLG: 0.306 (7, PH) (8, 2)										2	0	0	0	0	0	0											
Dave Giusti, R OBP: 0.246, SLG: 0.300 Claude Raymond, R OBP: 0.116, SLG: 0.111 Gene Freese, R OBP: 0.226, SLG: 0.279 Barry Latman, R OBP: 0.156, SLG: 0.154 Felix Mantilla, R OBP: 0.302, SLG: 0.338 Carroll Sembera, R (1, 1) (6, 1) (6, PH) (7, 1) (8, PH) (9, 1)										1	0	0	0	0	0	0											
										0	0	0	0	0	0	0											
										0	0	0	0	0	1	0											
										0	0	0	0	0	0	0											
										0	0	0	0	0	0	0											
										0	0	0	0	0	0	0											
										0	0	0	0	0	0	0											
Inning Stats	R: 0 E: 0 K: 0 S: 3	H: 1 LOB: 0 BB: 0 P: 3	R: 0 E: 0 K: 0 S: 3	H: 0 LOB: 1 BB: 1 P: 7	R: 0 E: 0 K: 0 S: 3	H: 0 LOB: 0 BB: 0 P: 3	R: 0 E: 0 K: 0 S: 3	H: 0 LOB: 0 BB: 0 P: 3	R: 0 E: 0 K: 1 S: 6	H: 0 LOB: 1 BB: 0 P: 6	R: 0 E: 0 K: 1 S: 4	H: 0 LOB: 0 BB: 1 P: 8	R: 0 E: 0 K: 1 S: 3	H: 0 LOB: 0 BB: 0 P: 3	R: 0 E: 0 K: 1 S: 3	H: 0 LOB: 0 BB: 0 P: 3	1B: 4 2B: 0 3B: 0 HR: 0	SF: 0 SAC: 0 DP: 1 HBP: 0	WP: 0 PA: 32 PB: 0 SB: 0 CS: 1								
PITCHER	IP	WLS	BF	H	R	ER	SO	BB	IBB	HBP	BLK	WP	HR	S	P	ERA	WHIP										
Pat Jarvis, R ERA: 3.65 (1, 1)	5.2	W	21	4	1	1	1	1	0	0	0	0	0	22	26	1.59	0.882										
Clay Carroll, R ERA: 2.13 (6, 1)	3.1	S	11	0	0	0	2	1	0	0	0	0	0	14	18	0.00	0.300										

Atlanta Braves @ Houston Astros
Astrodome, Houston, TX
Wed Aug 17 1966, 8:05 PM EDT
Att: 19,777 - Unknown

AB 30
R 1
H 4
RBI 1
BB 2
SO 3
LOB 8



Batter	1	2	3	4	5	6	7	8	9	AB	R	H	RBI	BB	SO	LOB	TOP										
Felipe Alou, R OBP: 0.359, SLG: 0.531 (1, 3)										4	1	2	0	0	0	1	Atlanta Braves @ San Francisco Giants Candlestick Park, San Francisco, CA Fri Aug 19, 1966, 10:05 PM EDT Att: 20,625 - Unknown										
Eddie Mathews, L OBP: 0.332, SLG: 0.366 Miguel de la Hoz, R OBP: 0.216, SLG: 0.229 (1, 5) (9, 5)										5	1	2	1	0	0	2											
Hank Aaron, R OBP: 0.370, SLG: 0.556 (1, 9)										4	1	1	1	1	0	3											
Joe Torre, R OBP: 0.374, SLG: 0.550 (1, 2)										4	1	2	0	1	0	1											
Rico Carty, R OBP: 0.392, SLG: 0.447 (1, 7)										5	1	1	3	0	0	3											
Mack Jones, L OBP: 0.322, SLG: 0.461 (1, 8)										5	1	3	1	0	0	0											
Denis Menke, R OBP: 0.358, SLG: 0.416 (1, 6)										4	1	1	1	1	1	1											
Woody Woodward, R OBP: 0.329, SLG: 0.330 (1, 4)										4	1	1	0	0	1	2											
Denny Lemaster, R OBP: 0.161, SLG: 0.169 Tony Cloninger, R OBP: 0.310, SLG: 0.518 Phil Niekro, R (5, 1) (5, 1)										1	0	0	0	0	1	0											
Inning Stats	R: 0 E: 0 K: 0 S: 4	H: 1 LOB: 2 BB: 0 P: 5	R: 1 E: 0 K: 1 S: 6	H: 1 LOB: 0 BB: 1 P: 6	R: 1 E: 1 K: 0 S: 4	H: 1 LOB: 1 BB: 1 P: 8	R: 0 E: 0 K: 1 S: 5	H: 0 LOB: 0 BB: 0 P: 5	R: 1 E: 0 K: 0 S: 5	H: 3 LOB: 1 BB: 0 P: 5	R: 0 E: 0 K: 1 S: 6	H: 1 LOB: 2 BB: 1 P: 10	R: 4 E: 0 K: 0 S: 6	H: 3 LOB: 0 BB: 1 P: 10	R: 1 E: 0 K: 0 S: 5	H: 2 LOB: 1 BB: 0 P: 5	R: 0 E: 0 K: 1 S: 6	H: 1 LOB: 1 BB: 0 P: 6	1B: 8 2B: 2 3B: 0 HR: 3	SF: 0 SAC: 1 DP: 0 HBP: 1	WP: 0 PB: 1 SB: 1 CS: 1	PA: 43					
PITCHER	IP	WLS	BF	H	R	ER	SO	BB	IBB	HBP	BLK	WP	HR	S	P	ERA	WHIP										
Bobby Bolin, R ERA: 3.31 Bob Priddy, R ERA: 4.22 Lindy McDaniel, R ERA: 3.07	(1, 1) (7, 1) (9, 1)	6.2 1.1 1.0	L 6 4	33 2 1	10 1 0	7 1 0	6 1 0	3 0 1	2 0 0	1 0 0	1 0 0	0 0 0	0 0 0	3 6 6	35 6 6	48 6.75 0.00	1.800 1.500 1.000										

Batter	1	2	3	4	5	6	7	8	9	AB	R	H	RBI	BB	SO	LOB	BOTTOM										
Tito Fuentes, S OBP: 0.285, SLG: 0.348 (1, 6)										4	0	0	0	0	0	1	Atlanta Braves @ San Francisco Giants Candlestick Park, San Francisco, CA Fri Aug 19, 1966, 10:05 PM EDT Att: 20,625 - Unknown										
Willie McCovey, L OBP: 0.389, SLG: 0.561 (1, 3)										4	2	1	0	0	1	0											
Willie Mays, R OBP: 0.369, SLG: 0.581 (1, 8)										4	2	2	3	0	0	0											
Jim Ray Hart, R OBP: 0.344, SLG: 0.505 (1, 5)										4	1	1	2	0	0	0											
Cap Peterson, R OBP: 0.301, SLG: 0.331 (1, 7)										4	0	0	0	0	0	1											
Ozzie Virgil, R OBP: 0.247, SLG: 0.321 Tom Haller, L OBP: 0.312, SLG: 0.484 (1, 2) (7, PH) (8, 2)										2	0	0	0	0	0	1											
Ollie Brown, R OBP: 0.286, SLG: 0.297 (1, 9)										4	0	1	0	0	0	0											
Hal Lanier, R OBP: 0.253, SLG: 0.281 Len Gabrielson, L OBP: 0.278, SLG: 0.303 Jim Davenport, R OBP: 0.304, SLG: 0.385 (1, 4) (8, PH) (9, 4)										2	0	0	0	0	1	0											
Bobby Bolin, R OBP: 0.241, SLG: 0.250 Bob Priddy, R OBP: 0.267, SLG: 0.214 Bob Burda, L OBP: 0.238, SLG: 0.250 Lindy McDaniel, R OBP: 0.067, SLG: 0.067 (1, 1) (7, 1) (6, PH) (9, 1)										2	0	0	0	0	0	0											
Inning Stats	R: 0 E: 0 K: 1 S: 5	H: 0 LOB: 0 BB: 0 P: 5	R: 0 E: 0 K: 0 S: 3	H: 0 LOB: 0 BB: 0 P: 3	R: 0 E: 0 K: 0 S: 3	H: 0 LOB: 0 BB: 0 P: 3	R: 2 E: 1 K: 0 S: 6	H: 2 LOB: 1 BB: 0 P: 6	R: 0 E: 0 K: 1 S: 5	H: 0 LOB: 0 BB: 0 P: 5	R: 0 E: 0 K: 0 S: 3	H: 0 LOB: 0 BB: 0 P: 3	R: 0 E: 0 K: 0 S: 3	H: 0 LOB: 0 BB: 0 P: 3	R: 0 E: 0 K: 0 S: 4	H: 1 LOB: 1 BB: 0 P: 4	R: 3 E: 1 K: 0 S: 6	H: 2 LOB: 0 BB: 0 P: 6	1B: 2 2B: 1 3B: 0 HR: 2	SF: 0 SAC: 0 DP: 0 HBP: 0	WP: 0 PB: 0 SB: 0 CS: 0	PA: 34					
PITCHER	IP	WLS	BF	H	R	ER	SO	BB	IBB	HBP	BLK	WP	HR	S	P	ERA	WHIP										
Denny Lemaster, L ERA: 3.74 Phil Niekro, R ERA: 5.27	(1, 1) (5, 1)	4.0 5.0	L W	15 19	2 3	2 3	2 2	1 1	0 0	0 0	0 0	0 0	0 1	17 21	17 21	4.50 3.60	0.500 0.600										

AB	38
R	8
H	13
RBI	7
BB	3
SO	4
LOB	15



Batter	1	2	3	4	5	6	7	8	9	AB	R	H	RBI	BB	SO	LOB	TOP			
Felipe Alou, R OBP: 0.357, SLG: 0.527	E5		F8		F6			K		4	0	0	0	0	1	0	Atlanta Braves @ San Francisco Giants Candlestick Park, San Francisco, CA Sat Aug 20 1966, 6:33 AM EDT Att: 23,706 - Unknown			
Eddie Mathews, L OBP: 0.334, SLG: 0.365	F3			1B				F7		3	1	1	0	1	0	1				
Hank Aaron, R OBP: 0.367, SLG: 0.551	K			F4	F8			6-3		4	0	0	0	0	1	3				
Joe Torre, R OBP: 0.371, SLG: 0.545	4-3			F4				6-3		4	0	0	0	0	0	2				
Rico Carty, R OBP: 0.391, SLG: 0.444		K		BB	1B			5-3		4	0	1	0	0	2	0				
Mack Jones, L OBP: 0.327, SLG: 0.465					BB					4	0	3	1	0	1	0				
Denis Menke, R OBP: 0.357, SLG: 0.412										3	0	0	0	1	0	2				
Woody Woodward, R OBP: 0.326, SLG: 0.327				F7	1-3					3	0	0	0	0	0	3				
Tony Cloninger, R OBP: 0.303, SLG: 0.506				4-3						2	0	0	0	0	1	0				
Jay Ritchie, R OBP: 0.414, SLG: 0.414										0	0	0	0	0	0	0				
Ty Cline, L OBP: 0.118, SLG: 0.063										0	0	0	0	0	0	0				
Don Schwall, R OBP: 0.118, SLG: 0.063										0	0	0	0	0	0	0				
Inning Stats	R: 0 E: 1 K: 1 S: 6	H: 0 LOB: 1 BB: 0 P: 6	R: 0 E: 0 K: 1 S: 5	H: 1 LOB: 0 BB: 0 P: 5	R: 0 E: 0 K: 0 S: 3	H: 0 LOB: 0 BB: 0 P: 3	R: 1 E: 0 K: 0 S: 6	H: 3 LOB: 3 BB: 1 P: 10	R: 0 E: 0 K: 2 S: 7	H: 0 LOB: 0 BB: 0 P: 7	R: 0 E: 0 K: 0 S: 3	H: 0 LOB: 0 BB: 0 P: 3	R: 0 E: 0 K: 1 S: 5	H: 1 LOB: 1 BB: 0 P: 4	R: 0 E: 0 K: 0 S: 4	H: 1 LOB: 1 BB: 0 P: 4	1B: 5 2B: 0 3B: 0 HR: 0	SF: 0 SAC: 0 DP: 1 HBP: 0	WP: 0 PB: 0 SB: 0 CS: 0	PA: 34
PITCHER Gaylord Perry, R ERA: 2.52	IP: 9.0 WLS: W BF: 34 H: 5 R: 1 ER: 1 SO: 6 BB: 2 IBB: 0 HBP: 0 BLK: 0 WP: 0 HR: 0 S: 44 P: 52 ERA: 1.00 WHIP: 0.778																			

Batter	1	2	3	4	5	6	7	8	9	AB	R	H	RBI	BB	SO	LOB	BOTTOM			
Tito Fuentes, S OBP: 0.282, SLG: 0.344	K2-3		F8	F5		SH1-4		1-3		4	0	0	0	0	1	2	Atlanta Braves @ San Francisco Giants Candlestick Park, San Francisco, CA Sat Aug 20 1966, 6:33 AM EDT Att: 23,706 - Unknown			
Len Gabrielson, L OBP: 0.271, SLG: 0.295	4-3		F6	F3		F8		F7		5	0	0	0	0	0	3				
Willie Mays, R OBP: 0.369, SLG: 0.588	F9			HR		K		5-3		5	2	2	1	0	1	1				
Willie McCovey, L OBP: 0.395, SLG: 0.572		FC4	BB		HR		WP			2	2	2	2	1	0	0				
Jim Ray Hart, R OBP: 0.344, SLG: 0.501		F9	BB		K		K			3	0	0	0	1	2	2				
Tom Haller, L OBP: 0.314, SLG: 0.483		FC4	F2							3	2	1	0	1	0	3				
Jesus Alou, R OBP: 0.258, SLG: 0.273		1B		SH3-4		K		F6		3	0	1	0	1	1	3				
Hal Lanier, R OBP: 0.258, SLG: 0.292				SH3-4		G3				4	0	3	3	0	0	1				
Gaylord Perry, R OBP: 0.221, SLG: 0.224		K		SH3-4		SH1-4		K		3	0	1	0	0	2	3				
Inning Stats	R: 0 E: 0 K: 1 S: 5	H: 0 LOB: 0 BB: 0 P: 5	R: 1 E: 0 K: 1 S: 7	H: 2 LOB: 2 BB: 1 P: 11	R: 1 E: 0 K: 0 S: 4	H: 1 LOB: 2 BB: 2 P: 12	R: 0 E: 0 K: 0 S: 5	H: 2 LOB: 2 BB: 0 P: 5	R: 2 E: 0 K: 2 S: 10	H: 3 LOB: 1 BB: 0 P: 10	R: 0 E: 0 K: 1 S: 6	H: 1 LOB: 1 BB: 0 P: 6	R: 2 E: 0 K: 2 S: 8	H: 1 LOB: 1 BB: 1 P: 13	R: 0 E: 0 K: 0 S: 3	H: 0 LOB: 0 BB: 0 P: 3		1B: 6 2B: 1 3B: 1 HR: 2	SF: 0 SAC: 2 DP: 0 HBP: 1	WP: 3 PB: 0 SB: 0 CS: 0
PITCHER Tony Cloninger, R ERA: 4.41 Jay Ritchie, R ERA: 2.69 Don Schwall, R ERA: 4.0	IP: 4.1 WLS: L BF: 24 H: 8 R: 4 ER: 4 SO: 3 BB: 3 IBB: 0 HBP: 0 BLK: 0 WP: 1 HR: 2 S: 27 P: 39 ERA: 8.31 WHIP: 2.538																			

Batter	1	2	3	4	5	6	7	8	9	AB	R	H	RBI	BB	SO	LOB	TOP			
Felipe Alou, R OBP: 0.357, SLG: 0.528 (1, 3)	F7		4-3	F4			FC3-6 1B		2B	5	0	2	0	0	0	2	Atlanta Braves @ San Francisco Giants Candlestick Park, San Francisco, CA Sun Aug 21 1966, 6:33 AM EDT Att: 30,740 - Unknown			
Eddie Mathews, L OBP: 0.332, SLG: 0.363 (1, 5)	F5		4-3		E 1B WP 1B		FC3-6 1-2		K	5	1	1	0	0	1	3				
Hank Aaron, R OBP: 0.366, SLG: 0.547 (1, 9)			5-3		E5 1B SF9		F9		F9	5	1	1	0	0	4					
Joe Torre, R OBP: 0.372, SLG: 0.545 (1, 2)	K			1B 1B	G4-3 1B		F9			4	1	2	1	0	1	2				
Rico Carty, R OBP: 0.390, SLG: 0.444 (1, 7)		6-3 1B 1B		F9	SF9			6-3		3	0	1	1	0	0	1				
Mack Jones, L OBP: 0.329, SLG: 0.465 (1, 8)		6-3 1B		1B E	G4-3			3-1		4	1	2	0	0	0	1				
Denis Menke, R OBP: 0.359, SLG: 0.413 (1, 6)		6-3		E7 1B			F8-3 1B		5-3	4	0	2	1	0	0	2				
Woody Woodward, R OBP: 0.326, SLG: 0.326 (9, PH) Ty Cline, L OBP: 0.400, SLG: 0.400 (9, PH)	F4				F8-3				L4-3	2	0	0	0	1	0	3				
Ken Johnson, R OBP: 0.118, SLG: 0.200 Clay Carroll, R OBP: 0.231, SLG: 0.167 Gary Geiger, L OBP: 0.349, SLG: 0.422 (9, PH)	5-3			F6	F3				2B BB	1	0	0	0	0	0	0				
Inning Stats	R: 0 E: 0 K: 1 S: 6	H: 1 LOB: 1 BB: 0 P: 6	R: 0 E: 0 K: 0 S: 5	H: 2 LOB: 2 BB: 0 P: 5	R: 0 E: 0 K: 0 S: 3	H: 0 LOB: 0 BB: 0 P: 3	R: 2 E: 1 K: 0 S: 6	H: 3 LOB: 2 BB: 1 P: 10	R: 2 E: 1 K: 0 S: 5	H: 2 LOB: 0 BB: 0 P: 5	R: 0 E: 0 K: 0 S: 3	H: 1 LOB: 1 BB: 0 P: 4	R: 0 E: 0 K: 0 S: 3	H: 0 LOB: 0 BB: 0 P: 3	R: 0 E: 0 K: 1 S: 6	H: 1 LOB: 2 BB: 1 P: 10		1B: 10 2B: 2 3B: 0 HR: 0	SF: 1 SAC: 0 DP: 2 HBP: 0	WP: 1 PB: 0 SB: 0 CS: 0
PITCHER	IP WLS BF H R ER SO BB IBB HBP BLK WP HR S P ERA WHIP																			
Ron Herbel, R ERA: 4.28 (1, 1)	4.0	22	8	4	2	1	1	0	0	0	0	1	0	23	27	4.50	2.250			
Bob Priddy, R ERA: 4.11 (5, 1)	2.0	5	1	0	0	0	0	0	0	0	0	0	0	5	5	0.00	0.500			
Frank Linzy, R ERA: 2.75 (7, 1)	3.0	12	2	0	0	1	1	0	0	0	0	0	0	13	17	0.00	1.000			

Batter	1	2	3	4	5	6	7	8	9	AB	R	H	RBI	BB	SO	LOB	BOTTOM			
Tito Fuentes, S OBP: 0.284, SLG: 0.346 (1, 6)	1B SF8 1B		3-1		F8	SF9		SH1-3 HR 1B		4	2	2	1	0	0	0	Atlanta Braves @ San Francisco Giants Candlestick Park, San Francisco, CA Sun Aug 21 1966, 6:33 AM EDT Att: 30,740 - Unknown			
Len Gabrielson, L OBP: 0.276, SLG: 0.300 Ollie Brown, R OBP: 0.288, SLG: 0.297 (9, 9)	F8 1B		PB 1B		F3	SF8		SH1-3		3	1	2	1	0	0	0				
Willie Mays, R OBP: 0.369, SLG: 0.585 (1, 8)	SF8		F2			WP BB		F3		2	0	0	1	2	0	2				
Willie McCovey, L OBP: 0.397, SLG: 0.569 (1, 3)	F8		1B IBB		F8			HR IBB		2	1	0	0	3	0	2				
Jim Ray Hart, R OBP: 0.344, SLG: 0.507 (1, 5)	6-3		1B		E5 1B	G3		HR		5	2	2	4	0	0	4				
Tom Haller, L OBP: 0.315, SLG: 0.480 (1, 2)		F6	4-3			PB 1B		3-1		4	1	1	0	1	0	2				
Jesus Alou, R OBP: 0.266, SLG: 0.281 (9, 7)					G1-6-3 1B	1B PB SF9 1B		F8		4	1	3	1	0	0	1				
Hal Lanier, R OBP: 0.258, SLG: 0.292 (1, 4)		F5			G1-6-3	SF9 SH SF8 1B		F7		4	1	1	1	0	0	3				
Ron Herbel, R OBP: 0.054, SLG: 0.028 Bob Priddy, R OBP: 0.267, SLG: 0.214 Jim Davenport, R OBP: 0.304, SLG: 0.385 Frank Linzy, R OBP: 0.176, SLG: 0.294 (7, 1)	K				1-3	SH WP BB		1-3		2	0	0	0	0	1	1				
Inning Stats	R: 1 E: 0 K: 0 S: 5	H: 2 LOB: 1 BB: 0 P: 5	R: 0 E: 0 K: 1 S: 6	H: 1 LOB: 1 BB: 0 P: 6	R: 1 E: 0 K: 0 S: 5	H: 2 LOB: 2 BB: 1 P: 9	R: 0 E: 0 K: 0 S: 3	H: 1 LOB: 0 BB: 0 P: 3	R: 0 E: 0 K: 0 S: 3	H: 0 LOB: 1 BB: 1 P: 7	R: 4 E: 1 K: 0 S: 8	H: 3 LOB: 3 BB: 2 P: 16	R: 0 E: 0 K: 0 S: 3	H: 0 LOB: 1 BB: 1 P: 7	R: 3 E: 0 K: 0 S: 5	H: 2 LOB: 0 BB: 1 P: 9		1B: 10 2B: 0 3B: 0 HR: 1	SF: 3 SAC: 2 DP: 1 HBP: 0	WP: 1 PB: 2 SB: 0 CS: 0
PITCHER	IP WLS BF H R ER SO BB IBB HBP BLK WP HR S P ERA WHIP																			
Ken Johnson, R ERA: 3.24 (1, 1)	5.0	24	7	4	4	1	1	0	0	0	0	0	0	24	32	7.20	1.600			
Clay Carroll, R ERA: 2.21 (6, 1)	0.0	3	2	0	0	0	0	0	0	0	0	0	3	3	∞	∞				
Ted Abernathy, R ERA: 4.5 (6, 1)	3.0	15	2	5	3	0	3	1	0	0	1	1	11	27	9.00	1.667				

Batter	1	2	3	4	5	6	7	8	9	AB	R	H	RBI	BB	SO	LOB	TOP					
Felipe Alou, R OBP: 0.355, SLG: 0.528 (1, 3)										4	2	3	0	0	0	0	Atlanta Braves @ Los Angeles Dodgers Dodger Stadium, Los Angeles, CA Tue Aug 23 1966, 7:05 PM PDT Att: 27,581 - Unknown					
Denis Menke, R OBP: 0.356, SLG: 0.407 (1, 6)										3	0	0	0	1	1	0						
Hank Aaron, R OBP: 0.363, SLG: 0.547 (1, 9)										4	0	0	0	0	0	2						
Joe Torre, R OBP: 0.372, SLG: 0.540 (1, 2)										3	0	0	1	1	1	1						
Rico Carty, R OBP: 0.384, SLG: 0.436 (1, 7)										4	0	0	0	0	0	3						
Mack Jones, L OBP: 0.324, SLG: 0.457 (1, 8)										4	1	1	0	0	1	0						
Miguel de la Hoz, R OBP: 0.244, SLG: 0.247 (1, 5)										3	2	2	0	1	0	0						
Woody Woodward, R OBP: 0.327, SLG: 0.327 (1, 4)										4	1	2	1	0	0	1						
Joey Jay, S OBP: 0.143, SLG: 0.091 (3, 1)										1	0	0	0	0	0	0						
Jay Ritchie, R OBP: 0.248, SLG: 0.283 (5, PH)										0	0	0	0	0	0	0						
Frank Bolling, R OBP: 0.251, SLG: 0.359 (7, PH)										0	0	0	0	0	0	0						
Phil Niekro, R OBP: 0.251, SLG: 0.359 (7, PH)										0	0	0	0	0	0	0						
Gene Oliver, R OBP: 0.251, SLG: 0.359 (7, PH)										0	0	0	0	0	0	0						
Ty Cline, R OBP: 0.251, SLG: 0.359 (7, PH)										1	1	1	1	0	0	0						
Clay Carroll, R OBP: 0.251, SLG: 0.359 (7, 1)										1	0	0	0	0	1	1						
Inning Stats	R: 1 E: 0 K: 0 S: 4	H: 1 LOB: 1 BB: 1 P: 8	R: 0 E: 0 K: 1 S: 5	H: 0 LOB: 0 BB: 0 P: 5	R: 0 E: 0 K: 0 S: 3	H: 0 LOB: 0 BB: 0 P: 3	R: 0 E: 0 K: 1 S: 5	H: 0 LOB: 0 BB: 0 P: 5	R: 0 E: 0 K: 0 S: 3	H: 0 LOB: 1 BB: 1 P: 7	R: 0 E: 0 K: 0 S: 5	H: 0 LOB: 0 BB: 0 P: 5	R: 5 E: 0 K: 0 S: 8	H: 5 LOB: 0 BB: 0 P: 8	R: 0 E: 0 K: 0 S: 2	H: 0 LOB: 0 BB: 1 P: 6	R: 1 E: 1 K: 1 S: 6	H: 2 LOB: 0 BB: 0 P: 6	1B: 7 2B: 0 3B: 0 HR: 1	SF: 0 SAC: 0 DP: 2 HBP: 0	WP: 0 PB: 0 SB: 0 CS: 1	PA: 37
PITCHER	IP WLS BF H R ER SO BB IBB HBP BLK WP HR S P ERA WHIP																					
Claude Osteen, L ERA: 2.71 (1, 1)	6.2	26	4	4	4	3	2	0	0	0	0	0	0	0	30	38	5.40	0.900				
Bob Miller, R ERA: 3.33 (7, 1)	0.1	3	2	2	2	0	0	0	0	0	0	0	0	1	3	3	54.00	6.000				
Phil Regan, R ERA: 1.77 (8, 1)	2.0	W	7	2	1	0	1	1	0	0	0	0	0	0	8	12	0.00	1.500				

Batter	1	2	3	4	5	6	7	8	9	AB	R	H	RBI	BB	SO	LOB	BOTTOM					
Maury Wills, S OBP: 0.311, SLG: 0.314 (1, 6)										4	1	1	0	0	0	0	Atlanta Braves @ Los Angeles Dodgers Dodger Stadium, Los Angeles, CA Tue Aug 23 1966, 7:05 PM PDT Att: 27,581 - Unknown					
Wes Parker, S OBP: 0.346, SLG: 0.396 (1, 3)										5	1	2	2	0	2	3						
Willie Davis, L OBP: 0.295, SLG: 0.379 (1, 8)										5	0	2	3	0	1	1						
Ron Fairly, L OBP: 0.355, SLG: 0.399 (1, 9)										4	1	1	0	0	0	1						
Jim Lefebvre, S OBP: 0.338, SLG: 0.484 (1, 4)										4	0	2	1	0	0	1						
John Roseboro, L OBP: 0.361, SLG: 0.442 (1, 2)										4	0	0	0	0	0	2						
Lou Johnson, R OBP: 0.319, SLG: 0.394 (1, 7)										4	1	1	0	0	1	1						
John Kennedy, R OBP: 0.236, SLG: 0.282 (1, 5)										2	1	1	1	0	0	0						
Jim Gilliam, S OBP: 0.297, SLG: 0.265 (7, PH)										2	1	1	0	0	0	0						
Jim Barfield, L OBP: 0.296, SLG: 0.158 (8, 1)										1	0	0	0	0	0	0						
Phil Regan, R OBP: 0.296, SLG: 0.158 (8, 1)										0	0	0	0	0	0	0						
Wes Covington, R OBP: 0.296, SLG: 0.158 (8, 1)										0	0	0	0	0	0	0						
Nate Oliver, R OBP: 0.296, SLG: 0.158 (8, 1)										0	1	0	0	0	0	0						
Inning Stats	R: 0 E: 0 K: 2 S: 7	H: 0 LOB: 0 BB: 0 P: 7	R: 0 E: 0 K: 0 S: 3	H: 0 LOB: 0 BB: 0 P: 3	R: 4 E: 0 K: 0 S: 7	H: 4 LOB: 1 BB: 1 P: 11	R: 0 E: 0 K: 0 S: 3	H: 0 LOB: 0 BB: 0 P: 3	R: 0 E: 0 K: 0 S: 4	H: 1 LOB: 1 BB: 0 P: 4	R: 0 E: 1 K: 1 S: 6	H: 1 LOB: 1 BB: 0 P: 6	R: 0 E: 0 K: 0 S: 3	H: 0 LOB: 0 BB: 0 P: 3	R: 1 E: 0 K: 0 S: 5	H: 2 LOB: 1 BB: 0 P: 5	R: 3 E: 1 K: 1 S: 8	H: 3 LOB: 1 BB: 0 P: 8	1B: 7 2B: 2 3B: 1 HR: 1	SF: 0 SAC: 1 DP: 0 HBP: 0	WP: 0 PB: 1 SB: 0 CS: 0	PA: 39
PITCHER	IP WLS BF H R ER SO BB IBB HBP BLK WP HR S P ERA WHIP																					
Joey Jay, R ERA: 4.85 (1, 1)	2.1	12	4	4	4	2	1	0	0	0	0	0	0	0	5	5	0.00	0.000				
Jay Ritchie, R ERA: 2.63 (3, 1)	1.2	5	0	0	0	0	0	0	0	0	0	0	0	5	5	0.00	0.000					
Phil Niekro, R ERA: 4.6 (5, 1)	2.0	8	2	0	0	1	0	0	0	0	0	0	0	10	10	0.00	1.000					
Clay Carroll, R ERA: 2.28 (7, 1)	2.2	L	14	5	4	2	1	0	0	0	0	0	0	16	16	6.75	1.875					

Batter	1	2	3	4	5	6	7	8	9	10	11	AB	R	H	RBI	BB	SO	LOB	TOP					
Felipe Alou, R OBP: 0.352, SLG: 0.523 (1, 3)	F7		E5			P4		K		F9		5	0	0	0	0	1	1						
Eddie Mathews, L OBP: 0.326, SLG: 0.353 (1, 5)	FC3-6		G4-6-3			F8		3-1		3-1		4	0	0	0	1	0	2						
Hank Aaron, R OBP: 0.364, SLG: 0.544 (1, 9)	FC3-6					K						4	1	1	0	1	1	1						
Joe Torre, R OBP: 0.371, SLG: 0.537 Lee Bales, S OBP: 0.111, SLG: 0.111 (9, PR) (9, 4)	F8					K		K				4	0	1	0	0	2	2						
Rico Carty, R OBP: 0.362, SLG: 0.433 (1, 7)						K						5	0	1	0	0	2	2						
Mack Jones, L OBP: 0.326, SLG: 0.454 (1, 8)						K						2	0	0	0	2	2	0						
Denis Menke, R OBP: 0.385, SLG: 0.405 (1, 6)												4	0	1	0	0	2	5						
Woody Woodward, R OBP: 0.328, SLG: 0.326 Ty Cline, L OBP: 0.424, SLG: 0.424 Frank Bolling, R OBP: 0.249, SLG: 0.263 Gary Geiger, L OBP: 0.344, SLG: 0.414 Gene Oliver, R OBP: 0.253, SLG: 0.369 (1, 4) (7, PH) (7, 4) (9, PH) (9, 2)												1	0	0	0	1	1	1						
Tony Cloninger, R OBP: 0.297, SLG: 0.478 (1, 1)												4	0	0	0	0	1	1						
Inning Stats	R: 0 E: 0 K: 0 S: 3	H: 0 LOB: 1 BB: 1 P: 7	R: 0 E: 0 K: 1 S: 5	H: 0 LOB: 0 BB: 0 P: 5	R: 0 E: 1 K: 1 S: 5	H: 0 LOB: 1 BB: 1 P: 9	R: 0 E: 0 K: 3 S: 9	H: 0 LOB: 0 BB: 0 P: 9	R: 0 E: 0 K: 2 S: 7	H: 1 LOB: 0 BB: 0 P: 7	R: 0 E: 0 K: 0 S: 3	H: 0 LOB: 0 BB: 0 P: 3	R: 0 E: 0 K: 1 S: 5	H: 0 LOB: 0 BB: 0 P: 5	R: 0 E: 0 K: 1 S: 10	H: 1 LOB: 2 BB: 2 P: 18	R: 0 E: 0 K: 0 S: 3	H: 0 LOB: 0 BB: 0 P: 3	R: 0 E: 0 K: 0 S: 3	H: 0 LOB: 0 BB: 0 P: 3	1B: 4 2B: 0 3B: 0 HR: 0	SF: 0 SAC: 0 DP: 1 HBP: 0	WP: 1 PB: 0 SB: 1 CS: 1	PA: 41
PITCHER	IP 7.0	WLS 1.0	BF 4	H 0	R 1	ER 1	SO 1	BB 1	IBB 0	HBP 0	BLK 0	WP 0	HR 0	S 5	P 9	ERA 0.00	WHIP 0.714							
Don Sutton, R ERA: 3.21 (1, 1)	1.0	4	0	1	1	1	1	1	0	0	0	0	0	5	9	9.00	1.000							
Bob Miller, R ERA: 3.45 (8, 1)	3.0	W	11	1	0	0	3	0	1	0	0	1	0	16	20	0.00	0.333							
Phil Regan, R ERA: 1.71 (9, 1)																								

Atlanta Braves @ Los Angeles Dodgers
Dodger Stadium, Los Angeles, CA
Wed Aug 24 1966, 7:05 PM PDT
Att: 32,901 - Unknown

AB 36
R 1
H 4
RBI 0
BB 5
SO 13
LOB 20



Batter	1	2	3	4	5	6	7	8	9	10	11	AB	R	H	RBI	BB	SO	LOB	BOTTOM					
Maury Wills, S OBP: 0.314, SLG: 0.317 (1, 6)	6-3											5	1	3	1	0	0	0						
Wes Parker, S OBP: 0.343, SLG: 0.393 (1, 3)	6-3											3	0	0	0	0	1	0						
Willie Davis, L OBP: 0.299, SLG: 0.382 (1, 8)	F7											4	0	3	0	0	0	0						
Ron Fairly, L OBP: 0.354, SLG: 0.402 (1, 9)												3	0	1	1	0	0	1						
Jim Lefebvre, S OBP: 0.337, SLG: 0.480 (1, 4)												4	0	0	0	1	2	2						
John Roseboro, L OBP: 0.363, SLG: 0.439 (1, 2)												2	0	0	0	2	0	1						
Lou Johnson, R OBP: 0.316, SLG: 0.390 (1, 7)												4	0	0	0	0	1	3						
John Kennedy, R OBP: 0.238, SLG: 0.290 Jim Gilliam, S OBP: 0.295, SLG: 0.263 (1, 5) (11, PH)												3	0	1	0	0	0	0						
Don Sutton, R OBP: 0.219, SLG: 0.219 Bob Miller, R OBP: 0.238, SLG: 0.158 Phil Regan, R OBP: 0.354, SLG: 0.351 (1, 1) (8, 1) (9, 1) (11, PH)												2	0	0	0	0	0	1						
Inning Stats	R: 0 E: 0 K: 0 S: 3	H: 0 LOB: 0 BB: 0 P: 3	R: 0 E: 0 K: 1 S: 5	H: 0 LOB: 1 BB: 1 P: 9	R: 0 E: 0 K: 0 S: 3	H: 1 LOB: 0 BB: 0 P: 3	R: 0 E: 0 K: 1 S: 6	H: 2 LOB: 1 BB: 0 P: 6	R: 0 E: 0 K: 0 S: 4	H: 0 LOB: 0 BB: 0 P: 4	R: 0 E: 0 K: 1 S: 5	H: 0 LOB: 0 BB: 0 P: 5	R: 0 E: 0 K: 0 S: 3	H: 0 LOB: 0 BB: 0 P: 3	R: 0 E: 0 K: 2 S: 6	H: 1 LOB: 1 BB: 1 P: 10	R: 1 E: 1 K: 1 S: 5	H: 1 LOB: 1 BB: 0 P: 5	1B: 6 2B: 3 3B: 1 HR: 0	SF: 1 SAC: 1 DP: 2 HBP: 0	WP: 1 PB: 0 SB: 2 CS: 4	PA: 40		
PITCHER	IP 10.1	WLS L	BF 38	H 8	R 2	ER 1	SO 6	BB 3	IBB 0	HBP 0	BLK 0	WP 1	HR 0	S 46	P 58	ERA 0.87	WHIP 1.065							
Tony Cloninger, R ERA: 4.22 (1, 1)																								

Atlanta Braves @ Los Angeles Dodgers
Dodger Stadium, Los Angeles, CA
Wed Aug 24 1966, 7:05 PM PDT
Att: 32,901 - Unknown


AB 33
R 2
H 8
RBI 2
BB 3
SO 6
LOB 9




Batter	1	2	3	4	5	6	7	8	9	AB	R	H	RBI	BB	SO	LOB	TOP					
Cleon Jones, R (1, 8) OBP: 0.327, SLG: 0.391	0-0 FC4-6 1B		0-0 2-3 1B		0-0 F9		0-0 L9			4	0	2	0	0	0	3	New York Mets @ Atlanta Braves Atlanta Stadium, Atlanta, GA Fri Aug 26 1966, 7:05 PM EDT Att: 19,696 - Unknown					
Ron Hunt, R (1, 4) OBP: 0.355, SLG: 0.361	0-0 FC4-6 1-2		0-0 SF9		0-3 K		0-0 P4			3	0	0	1	0	1	4						
Larry Elliot, L (1, 7) OBP: 0.324, SLG: 0.452	0-0 F8		0-0 F8			0-3 K		0-0 4-3		4	0	0	0	0	1	2						
Ken Boyer, R (1, 5) OBP: 0.312, SLG: 0.418	0-3 K			0-3 K2-3		0-0 5-3		0-0 4-3		4	0	0	0	0	2	1						
Ed Kranepool, L (1, 3) OBP: 0.327, SLG: 0.417		0-0 F8		0-0 HR		0-0 6-3		0-0 L7		4	1	1	1	0	0	0						
Al Luplow, L (1, 9) OBP: 0.330, SLG: 0.336		0-0 P4		0-0 F5			0-0 F8		0-3 K	4	0	0	0	0	1	0						
Eddie Bressoud, R (1, 6) OBP: 0.308, SLG: 0.369		0-0 P3		0-3 K			0-0 1B E 1B		0-3 K	4	1	1	0	0	2	0						
Jerry Grote, R (1, 2) OBP: 0.329, SLG: 0.326			0-0 1B SF9 1B		0-0 1B		0-0 1-3 1B		0-0 5-3	4	1	3	0	0	0	0						
Tug McGraw, R (1, 1) OBP: 0.267, SLG: 0.214			0-0 SH3-4 1B		0-0 1-2 1B		0-0 E4			1	0	1	0	0	0	0						
Chuck Hillier, L (7, PH) OBP: 0.357, SLG: 0.384										1	0	0	1	0	0	1						
Jack Hamilton, R (7, 1) OBP: 0.158, SLG: 0.135										0	0	0	0	0	0	0						
Inning Stats	R: 0 E: 0 K: 1 S: 6	H: 1 LOB: 1 BB: 0 P: 6	R: 0 E: 0 K: 0 S: 3	H: 0 LOB: 0 BB: 0 P: 3	R: 1 E: 0 K: 0 S: 5	H: 2 LOB: 1 BB: 0 P: 5	R: 1 E: 0 K: 2 S: 8	H: 1 LOB: 0 BB: 0 P: 8	R: 0 E: 0 K: 1 S: 6	H: 2 LOB: 1 BB: 0 P: 6	R: 0 E: 0 K: 0 S: 5	H: 0 LOB: 0 BB: 0 P: 5	R: 1 E: 1 K: 0 S: 6	H: 2 LOB: 2 BB: 0 P: 6	R: 0 E: 0 K: 0 S: 3	H: 0 LOB: 0 BB: 0 P: 3	R: 0 E: 0 K: 2 S: 7	H: 0 LOB: 0 BB: 0 P: 7	1B: 7 2B: 0 3B: 0 HR: 1	SF: 1 SAC: 1 DP: 0 HBP: 0	WP: 0 PB: 0 CS: 0	PA: 35
PITCHER Ken Johnson, R (1, 1) ERA: 3.23	IP: 9.0 WLS: W BF: 35 H: 8 R: 3 ER: 3 SO: 7 BB: 0 IBB: 0 HBP: 0 BLK: 0 WP: 0 HR: 1 S: 49 P: 49 ERA: 3.00 WHIP: 0.889															PITCHER						

Batter	1	2	3	4	5	6	7	8	9	AB	R	H	RBI	BB	SO	LOB	BOTTOM			
Felipe Alou, R (1, 3) OBP: 0.351, SLG: 0.520	0-0 F8		0-0 G6-4-3 1-2			4-0 SH3 HR BB		0-0 6-3		3	1	0	0	1	0	1	New York Mets @ Atlanta Braves Atlanta Stadium, Atlanta, GA Fri Aug 26 1966, 7:05 PM EDT Att: 19,696 - Unknown			
Denis Menke, R (1, 6) OBP: 0.357, SLG: 0.410	0-0 HR 1B		0-0 F7			0-0 SH3 1-2		0-0 FC3-6 2B WP		3	2	2	0	0	0	0				
Hank Aaron, R (1, 9) OBP: 0.365, SLG: 0.549	0-0 F8			0-0 5-3		0-0 HR		4-0 FC3-6 IBB		3	1	1	2	1	0	1				
Joe Torre, R (1, 2) OBP: 0.374, SLG: 0.552	0-0 HR			0-0 HR		0-0 CS 1B		0-0 FC3-6 WP 1-2 2-3		4	2	3	3	0	0	2				
Rico Carty, R (1, 7) OBP: 0.383, SLG: 0.432	0-3 K			4-0 L4-3 BB		0-0 1-2 1B		0-0 4-3 1-2 3-H		3	0	1	0	1	1	1				
Miguel de la Hoz, R (1, 5) OBP: 0.235, SLG: 0.237		0-0 F2		0-0 L4-3 1-2		0-0 P4				3	0	0	0	0	0	2				
Mack Jones, L (1, 8) OBP: 0.326, SLG: 0.453		0-3 K			0-0 G4-3 1B		0-0 F9			3	0	1	0	0	1	0				
Gary Geiger, L (9, 8) OBP: 0.344, SLG: 0.414										0	0	0	0	0	0	0				
Woody Woodward, R (1, 4) OBP: 0.326, SLG: 0.323		0-0 F9			0-0 G4-3 1-2		0-0 6-3			3	0	0	0	0	0	1				
Ken Johnson, R (1, 1) OBP: 0.130, SLG: 0.208			0-0 G6-4-3 1B		0-0 6-3		0-3 K2-3			3	0	1	0	0	1	0				
Inning Stats	R: 2 E: 0 K: 1 S: 7	H: 2 LOB: 0 BB: 0 P: 7	R: 0 E: 0 K: 1 S: 5	H: 0 LOB: 0 BB: 0 P: 5	R: 0 E: 0 K: 0 S: 3	H: 1 LOB: 0 BB: 0 P: 3	R: 1 E: 0 K: 0 S: 3	H: 1 LOB: 0 BB: 1 P: 7	R: 0 E: 0 K: 0 S: 3	H: 1 LOB: 0 BB: 0 P: 3	R: 2 E: 0 K: 0 S: 5	H: 3 LOB: 1 BB: 1 P: 9	R: 0 E: 0 K: 1 S: 5	H: 0 LOB: 0 BB: 0 P: 5	R: 1 E: 0 K: 0 S: 4	H: 1 LOB: 1 BB: 1 P: 8	1B: 5 2B: 2 3B: 0 HR: 3	SF: 0 SAC: 1 DP: 3 HBP: 0	WP: 1 PB: 0 CS: 1	PA: 32
PITCHER Tug McGraw, L (1, 1) ERA: 4.6	IP: 6.0 WLS: L BF: 24 H: 8 R: 5 ER: 5 SO: 2 BB: 2 IBB: 0 HBP: 0 BLK: 0 WP: 0 HR: 3 S: 26 P: 34 ERA: 7.50 WHIP: 1.667															PITCHER				
Jack Hamilton, R (7, 1) ERA: 3.73	IP: 2.0 WLS: L BF: 8 H: 1 R: 1 ER: 1 SO: 1 BB: 0 IBB: 1 HBP: 0 BLK: 0 WP: 1 HR: 0 S: 9 P: 13 ERA: 4.50 WHIP: 0.500															PITCHER				

AB 33
R 3
H 8
RBI 3
BB 0
SO 7
LOB 11



AB 28
R 6
H 9
RBI 5
BB 3
SO 3
LOB 8



livebaseballscores.com

livebaseballscores.com

Batter	1	2	3	4	5	6	7	8	9	AB	R	H	RBI	BB	SO	LOB	TOP			
Ron Hunt, R (1,4) OBP: 0.356, SLG: 0.360	G4-6-3 BB			E SH FC5-2 1B		6-3			L9	3	0	1	0	1	0	0				
Eddie Bressoud, R (1,6) OBP: 0.308, SLG: 0.369	G4-6-3 1-2f			SH FC5-2 1-3		F8			FC6-4 1B	3	0	1	0	0	0	1				
Cleon Jones, R (1,8) OBP: 0.324, SLG: 0.388	4-3			FC5-2 FC6-4 1-2 3-H				G3	FC6-4 1-2f	4	0	0	0	0	0	3				
Ken Boyer, R (1,5) OBP: 0.310, SLG: 0.415		0-3 K		F8				0-3 K		3	0	0	0	0	2	2				
Jim Hickman, R (1,9) OBP: 0.311, SLG: 0.433		4-0 G5-4-3 BB		FC6-4 1-2f				0-0 P4		2	0	0	0	1	0	2				
Ron Swoboda, R (1,7) OBP: 0.294, SLG: 0.350		0-0 G5-4-3 1-2f			0-3 K			0-0 F9		3	0	0	0	0	1	1				
Hawk Taylor, R (1,2) OBP: 0.209, SLG: 0.307			0-0 F3		0-0 F5			0-0 P6		3	0	0	0	0	0	0				
Ed Kranepool, L (1,3) OBP: 0.325, SLG: 0.414			0-0 4-3		0-0 1-3			0-3 K		3	0	0	0	0	1	0				
Dick Selma, R (1,1) Rob Gardner, R (5,1) Billy Murphy, R (6,PH) Ralph Terry, R (6,1) Jerry Grote, R (9,PH)			0-0 6-3			0-3 K		0-3 K		1	0	0	0	0	0	0				
Inning Stats	R: 0 E: 0 K: 0 S: 2	H: 0 LOB: 0 BB: 1 P: 6	R: 0 E: 0 K: 1 S: 4	H: 0 LOB: 0 BB: 1 P: 8	R: 0 E: 0 K: 0 S: 3	H: 0 LOB: 0 BB: 0 P: 3	R: 0 E: 1 K: 0 S: 5	H: 1 LOB: 2 BB: 0 P: 5	R: 0 E: 0 K: 1 S: 5	H: 0 LOB: 0 BB: 0 P: 5	R: 0 E: 0 K: 1 S: 5	H: 0 LOB: 0 BB: 0 P: 5	R: 0 E: 0 K: 1 S: 5	H: 0 LOB: 0 BB: 0 P: 5	R: 0 E: 0 K: 1 S: 6	H: 1 LOB: 1 BB: 0 P: 6	1B: 2 2B: 0 3B: 0 HR: 0	SF: 0 SAC: 1 DP: 2 HBP: 0	WP: 0 PB: 0 CS: 0	PA: 30
PITCHER Dick Kelley, L (1,1) ERA: 2.62	IP: 9.0 WLS: W BF: 30 H: 2 R: 0 ER: 0 SO: 6 BB: 2 IBB: 0 HBP: 0 BLK: 0 WP: 0 HR: 0 S: 40 P: 48 ERA: 0.00 WHIP: 0.444																			

New York Mets @ Atlanta Braves
Atlanta Stadium, Atlanta, GA
Sat Aug 27 1966, 7:05 PM EDT
Att: 21,682 - Unknown

AB 27
R 0
H 2
RBI 0
BB 2
SO 6
LOB 9



Batter	1	2	3	4	5	6	7	8	9	AB	R	H	RBI	BB	SO	LOB	BOTTOM			
Felipe Alou, R (1,3) OBP: 0.352, SLG: 0.522	G6-4-3 1B		0-0 P4		0-0 2H 2B				F2	4	0	2	1	0	0	1				
Eddie Mathews, L (1,5) OBP: 0.326, SLG: 0.355	L8			HR 1B	4-3				BB 1B	4	1	2	0	0	0	2				
Hank Aaron, R (1,9) OBP: 0.362, SLG: 0.545	G6-4-3 1-2f			F5		0-3 K			F8	4	0	0	0	0	1	3				
Joe Torre, R (1,2) OBP: 0.373, SLG: 0.548		0-3 K		F5		0-0 F8			G6-4-3 BB	3	0	0	0	1	1	1				
Rico Carty, R (1,7) OBP: 0.384, SLG: 0.439		0-0 F9		HR 1B		4-0 BB			G6-4-3 1-2f	3	1	1	2	1	0	2				
Mack Jones, L (1,8) Gary Geiger, L (9,8)		0-0 FC6-4 1B		3-1		0-3 K				3	0	1	0	0	1	1				
0-0 FC6-4 1B		0-0 FC6-4 1-2f			4-0 SH1-3 2B BB			0-0 6-3		2	1	0	0	1	0	1				
Woody Woodward, R (1,4) OBP: 0.327, SLG: 0.327			0-0 3-1		0-0 SH1-3			0-0 1B 2B		2	0	1	0	0	0	0				
Dick Kelley, R (1,1) OBP: 0.071, SLG: 0.071			0-3 K		0-3 K			0-0 2-3 1B		3	0	1	0	0	2	1				
Inning Stats	R: 0 E: 0 K: 0 S: 3	H: 1 LOB: 0 BB: 0 P: 3	R: 0 E: 0 K: 1 S: 6	H: 1 LOB: 1 BB: 0 P: 6	R: 0 E: 0 K: 1 S: 5	H: 0 LOB: 0 BB: 0 P: 5	R: 2 E: 0 K: 0 S: 5	H: 2 LOB: 0 BB: 0 P: 5	R: 1 E: 0 K: 1 S: 6	H: 1 LOB: 1 BB: 1 P: 10	R: 0 E: 0 K: 2 S: 7	H: 0 LOB: 1 BB: 1 P: 11	R: 0 E: 0 K: 0 S: 4	H: 2 LOB: 1 BB: 0 P: 4	R: 0 E: 0 K: 0 S: 3	H: 1 LOB: 1 BB: 1 P: 7	1B: 5 2B: 2 3B: 0 HR: 1	SF: 0 SAC: 1 DP: 2 HBP: 0	WP: 0 PB: 0 CS: 0	PA: 32
PITCHER Dick Selma, R (1,1) ERA: 4.69 Rob Gardner, L (5,1) ERA: 4.53 Ralph Terry, R (6,1) ERA: 3.97	IP: 4.2 WLS: L BF: 19 H: 5 R: 3 ER: 3 SO: 3 BB: 1 IBB: 0 HBP: 0 BLK: 0 WP: 0 HR: 1 S: 24 P: 28 ERA: 5.79 WHIP: 1.286																			

New York Mets @ Atlanta Braves
Atlanta Stadium, Atlanta, GA
Sat Aug 27 1966, 7:05 PM EDT
Att: 21,682 - Unknown

AB 28
R 3
H 8
RBI 3
BB 3
SO 5
LOB 12



Batter	1	2	3	4	5	6	7	8	9	AB	R	H	RBI	BB	SO	LOB	TOP								
Ron Hunt, R OBP: 0.397, SLG: 0.359 Jack Hamilton, R OBP: 0.158, SLG: 0.135 Jim Hickman, R OBP: 0.317, SLG: 0.433	G3		1B BB		1-2 HBP		6-3		BB	2	0	0	0	1	0	0	New York Mets @ Atlanta Braves Atlanta Stadium, Atlanta, GA Sun Aug 28 1966, 3:33 AM EDT Att: 14,758 - Unknown								
Al Luplow, L OBP: 0.331, SLG: 0.337	F2		1-2 1B		1-3 2-H 1B		4-3		P5	5	0	2	1	0	0	2									
Cleon Jones, R OBP: 0.323, SLG: 0.386	F9		L9		4-3				G1-6-3 1B	4	0	1	0	0	0	4									
Larry Elliot, L OBP: 0.328, SLG: 0.450		1B		K		FC6-4 BB			G1-6-3	3	0	1	0	1	1	1									
Ken Boyer, R OBP: 0.307, SLG: 0.411	L7		6-3		FC6-4 G1-6-3				L9	4	0	0	0	0	0	2									
Ed Kranepool, L OBP: 0.324, SLG: 0.411	P5		4-3		G1-6-3				1B G3 BB	3	1	0	0	1	0	2									
Jerry Grote, R OBP: 0.326, SLG: 0.322 John Stephenson, L OBP: 0.269, SLG: 0.264	K				F7				G3 1B	2	0	0	0	0	1	1									
Bud Harrelson, S OBP: 0.214, SLG: 0.200			L7		4-3				G3	4	1	1	2	0	0	1									
Dennis Ribant, R OBP: 0.189, SLG: 0.208 Rob Gardner, R OBP: 0.171, SLG: 0.195 Chuck Hillier, L OBP: 0.353, SLG: 0.380	P4				HBP 1B				1-3	2	1	1	0	0	0	0									
Inning Stats	R: 0 E: 0 K: 0 S: 3	H: 0 LOB: 0 BB: 0 P: 3	R: 0 E: 0 K: 1 S: 6	H: 1 LOB: 1 BB: 0 P: 6	R: 0 E: 0 K: 0 S: 4	H: 1 LOB: 2 BB: 1 P: 8	R: 0 E: 0 K: 1 S: 5	H: 0 LOB: 0 BB: 0 P: 5	R: 1 E: 0 K: 0 S: 5	H: 2 LOB: 2 BB: 0 P: 6	R: 0 E: 0 K: 0 S: 2	H: 0 LOB: 0 BB: 1 P: 6	R: 2 E: 0 K: 0 S: 5	H: 2 LOB: 0 BB: 0 P: 5	R: 0 E: 0 K: 0 S: 3	H: 1 LOB: 0 BB: 0 P: 3		R: 1 E: 0 K: 0 S: 4	H: 1 LOB: 2 BB: 2 P: 12	1B: 7 2B: 0 3B: 1 HR: 0	SF: 0 SAC: 0 DP: 2 HBP: 1	WP: 0 PB: 0 CS: 0	PA: 38		
PITCHER	IP	WLS	BF	H	R	ER	SO	BB	IBB	HBP	BLK	WP	HR	S	P	ERA	WHIP								
Pat Jarvis, R ERA: 3.18 Clay Carroll, R ERA: 2.39 Ted Abernathy, R ERA: 4.57 Phil Niekro, R ERA: 4.85	4.2		20	4	1	2	2	1	0	1	0	0	0	22	27	1.93	1.071								

AB	33
R	4
H	8
RBI	4
BB	4
SO	2
LOB	14




Batter	1	2	3	4	5	6	7	8	9	AB	R	H	RBI	BB	SO	LOB	BOTTOM								
Felipe Alou, R OBP: 0.356, SLG: 0.526	5-3		WP SF7 1B		1-2 1B				G4-3-6 HBP	4	2	3	1	0	0	0	New York Mets @ Atlanta Braves Atlanta Stadium, Atlanta, GA Sun Aug 28 1966, 3:33 AM EDT Att: 14,758 - Unknown								
Eddie Mathews, L OBP: 0.327, SLG: 0.362	HR		SF7		L7				G4-3-6	4	1	1	2	0	1	4									
Hank Aaron, R OBP: 0.363, SLG: 0.544 Ty Cline, L OBP: 0.412, SLG: 0.412	L7		1-H 1B		2B E 1B				K	3	1	1	1	1	0	1									
Joe Torre, R OBP: 0.376, SLG: 0.552	1B		1-3		E5 BB 2B				K	4	1	3	1	0	0	1									
Rico Carty, R OBP: 0.385, SLG: 0.446	K				L1				HR	3	1	1	2	1	1	1									
Gary Geiger, L OBP: 0.348, SLG: 0.421		L9			E9 2B				L7	3	0	1	0	1	0	0									
Denis Menke, R OBP: 0.356, SLG: 0.406		P5			FC6-2-5-4-3				1B	4	0	1	0	0	1	4									
Woody Woodward, R OBP: 0.326, SLG: 0.326	F8				K				K	4	1	1	0	0	2	1									
Pat Jarvis, R Clay Carroll, R Ted Abernathy, R Phil Niekro, R			K		E3 1B				K	1	0	0	0	0	1	0									
Inning Stats	R: 1 E: 0 K: 1 S: 7	H: 2 LOB: 1 BB: 0 P: 7	R: 0 E: 0 K: 0 S: 3	H: 0 LOB: 0 BB: 0 P: 3	R: 1 E: 0 K: 1 S: 6	H: 1 LOB: 1 BB: 1 P: 10	R: 0 E: 1 K: 0 S: 3	H: 1 LOB: 0 BB: 0 P: 3	R: 3 E: 2 K: 2 S: 11	H: 3 LOB: 3 BB: 2 P: 19	R: 1 E: 0 K: 1 S: 7	H: 2 LOB: 1 BB: 0 P: 7	R: 2 E: 0 K: 2 S: 10	H: 3 LOB: 1 BB: 0 P: 10	R: 0 E: 0 K: 1 S: 4	H: 0 LOB: 0 BB: 0 P: 5		1B: 7 2B: 4 3B: 0 HR: 2	SF: 1 SAC: 1 DP: 2 HBP: 1	WP: 2 PB: 0 CS: 0	PA: 39				
PITCHER	IP	WLS	BF	H	R	ER	SO	BB	IBB	HBP	BLK	WP	HR	S	P	ERA	WHIP								
Dennis Ribant, R ERA: 2.8 Rob Gardner, L ERA: 4.85 Jack Hamilton, R ERA: 3.81	4.2	L	22	7	5	2	3	1	0	0	0	0	0	10	18	6.75	2.250								



Batter	1	2	3	4	5	6	7	8	9	10	11	12	13	14	AB	R	H	RBI	BB	SO	LOB	TOP					
Don Kessinger, S OBP: 0.285, SLG: 0.285 (1, 6)															7	0	2	0	0	1	2						
Glenn Beckert, R OBP: 0.322, SLG: 0.353 (1, 4)															6	0	3	1	0	0	3						
Billy Williams, L OBP: 0.347, SLG: 0.481 (1, 9)															7	0	0	0	0	0	8						
Ron Santo, R OBP: 0.410, SLG: 0.557 (1, 5)															6	1	1	0	1	0	3						
14 Ernie Banks, R OBP: 0.313, SLG: 0.432 Ron Campbell, R OBP: 0.234, SLG: 0.167 Marty Keough, L OBP: 0.295, SLG: 0.189 (1, 3)															5	0	2	0	1	0	0						
John Boccabella, R OBP: 0.273, SLG: 0.390 Adolfo Phillips, R OBP: 0.338, SLG: 0.457 (10, 8)															3	0	1	1	2	0	1						
Randy Hundley, R OBP: 0.303, SLG: 0.442 (1, 2)															4	0	2	0	3	0	3						
Byron Browne, R OBP: 0.321, SLG: 0.449 (10, 7)															5	1	1	0	1	0	4						
George Altman, L OBP: 0.272, SLG: 0.362 (14, 3)															1	0	1	2	0	0	0						
Fergie Jenkins, R OBP: 0.305, SLG: 0.390 Len Church, S OBP: 0.271, SLG: 0.374 Curt Simmons, L OBP: 0.275, SLG: 0.365 Lee Thomas, L OBP: 0.252, SLG: 0.345 Joey Amalfitano, R OBP: 0.255, SLG: 0.315 (11, 5)															3	0	0	0	0	1	3						
Inning Stats	R: 0 E: 0 K: 0 S: 4	H: 1 LOB: 1 BB: 0 P: 4	R: 0 E: 0 K: 0 S: 4	H: 1 LOB: 1 BB: 0 P: 4	R: 0 E: 0 K: 2 S: 8	H: 1 LOB: 1 BB: 0 P: 8	R: 0 E: 0 K: 0 S: 3	H: 0 LOB: 0 BB: 0 P: 11	R: 0 E: 0 K: 0 S: 5	H: 0 LOB: 0 BB: 0 P: 5	R: 0 E: 0 K: 0 S: 5	H: 0 LOB: 3 BB: 3 P: 15	R: 0 E: 0 K: 0 S: 4	H: 1 LOB: 1 BB: 1 P: 4	R: 0 E: 0 K: 0 S: 3	H: 0 LOB: 2 BB: 0 P: 8	R: 0 E: 0 K: 0 S: 6	H: 1 LOB: 3 BB: 1 P: 6	R: 0 E: 0 K: 0 S: 3	H: 0 LOB: 2 BB: 0 P: 3	R: 0 E: 0 K: 0 S: 6	H: 2 LOB: 3 BB: 0 P: 6	R: 2 E: 0 K: 0 S: 5	H: 3 LOB: 2 BB: 1 P: 9	1B: 12 2B: 1 3B: 1 HR: 0	SF: 1 SAC: 2 DP: 1 HBP: 0	WP: 0 PA: 63 PB: 0 SB: 0 CS: 0
PITCHER	IP: 8.0 WLS: 10 BF: 36 ERA: 4.1	H: 7 R: 2 ER: 1 SO: 2 BB: 5 IBB: 0 HBP: 0 BLK: 0 WP: 0 HR: 0 S: 35 P: 55 ERA: 1.12 WHIP: 1.500	H: 5 R: 0 ER: 0 SO: 0 BB: 1 IBB: 0 HBP: 0 BLK: 0 WP: 0 HR: 0 S: 9 P: 13 ERA: 0.00 WHIP: 0.667	H: 2 R: 0 ER: 0 SO: 0 BB: 1 IBB: 0 HBP: 0 BLK: 0 WP: 0 HR: 0 S: 13 P: 17 ERA: 7.71 WHIP: 2.143	H: 0 R: 0 ER: 0 SO: 0 BB: 0 IBB: 0 HBP: 0 BLK: 0 WP: 0 HR: 0 S: 2 P: 6 ERA: 0.00 WHIP: 1.500	PITCHER																					

Chicago Cubs @ Atlanta Braves
Atlanta Stadium, Atlanta, GA
Mon Aug 29 1966, 7:05 PM EDT
Att: 10,977 - Unknown - 80 F

AB: 52
R: 4
H: 14
RBI: 4
BB: 8
SO: 2
LOB: 32



Batter	1	2	3	4	5	6	7	8	9	10	11	12	13	14	AB	R	H	RBI	BB	SO	LOB	BOTTOM					
Felipe Alou, R OBP: 0.355, SLG: 0.523 (1, 3)															7	0	2	0	0	0	3						
Eddie Mathews, L OBP: 0.328, SLG: 0.367 Lee Bates, S OBP: 0.111, SLG: 0.111 (9, PR)															4	0	2	0	0	1	0						
Miguel de la Hoz, R OBP: 0.226, SLG: 0.231 (10, PH)															2	0	0	0	0	1	2						
Hank Aaron, R OBP: 0.360, SLG: 0.537 (1, 9)															6	0	0	0	1	0	4						
Joe Torre, R OBP: 0.378, SLG: 0.551 (1, 2)															5	0	2	0	2	0	3						
Rico Carty, R OBP: 0.381, SLG: 0.441 (1, 7)															6	0	1	1	0	1	5						
Gary Geiger, L OBP: 0.355, SLG: 0.445 (1, 8)															5	1	2	1	1	1	3						
Denis Menke, R OBP: 0.351, SLG: 0.399 (10, 5)															6	0	0	0	0	1	5						
Frank Bolling, R OBP: 0.248, SLG: 0.280 Ty Cline, L OBP: 0.400, SLG: 0.400 Woody Woodward, R OBP: 0.328, SLG: 0.325 (1, 4)															2	0	0	0	0	0	0						
Tony Cloninger, R OBP: 0.245, SLG: 0.442 Mick Johnson, R OBP: 0.451 Gene Oliver, R OBP: 0.337 Clay Carroll, R OBP: 0.255, SLG: 0.342 Jay Ritchie, R OBP: 0.251 (11, 5)															2	0	0	0	0	1	0						
Inning Stats	R: 0 E: 0 K: 1 S: 5	H: 0 LOB: 0 BB: 0 P: 5	R: 1 E: 0 K: 0 S: 4	H: 1 LOB: 0 BB: 0 P: 4	R: 0 E: 0 K: 0 S: 3	H: 0 LOB: 0 BB: 0 P: 3	R: 0 E: 0 K: 0 S: 5	H: 0 LOB: 0 BB: 0 P: 5	R: 0 E: 0 K: 1 S: 8	H: 1 LOB: 1 BB: 1 P: 8	R: 0 E: 0 K: 0 S: 3	H: 0 LOB: 1 BB: 1 P: 7	R: 1 E: 0 K: 1 S: 7	H: 2 LOB: 2 BB: 1 P: 11	R: 0 E: 0 K: 0 S: 4	H: 1 LOB: 2 BB: 1 P: 8	R: 0 E: 0 K: 0 S: 4	H: 1 LOB: 3 BB: 2 P: 12	R: 0 E: 0 K: 0 S: 4	H: 1 LOB: 2 BB: 1 P: 8	R: 0 E: 0 K: 0 S: 5	H: 2 LOB: 2 BB: 0 P: 5	R: 0 E: 0 K: 1 S: 5	H: 0 LOB: 1 BB: 1 P: 9	1B: 8 2B: 1 3B: 0 HR: 1	SF: 1 SAC: 2 DP: 0 HBP: 0	WP: 0 PA: 59 PB: 0 SB: 1 CS: 0
PITCHER	IP: 8.1 WLS: 10 BF: 31 ERA: 3.77	H: 5 R: 2 ER: 2 SO: 4 BB: 1 IBB: 0 HBP: 0 BLK: 0 WP: 0 HR: 1 S: 38 P: 42 ERA: 2.16 WHIP: 0.720	H: 2 R: 0 ER: 0 SO: 0 BB: 1 IBB: 0 HBP: 0 BLK: 0 WP: 0 HR: 0 S: 9 P: 21 ERA: 0.00 WHIP: 0.000	H: 0 R: 0 ER: 0 SO: 0 BB: 0 IBB: 0 HBP: 0 BLK: 0 WP: 0 HR: 0 S: 1 P: 1 ERA: 0.00 WHIP: 0.000	H: 0 R: 0 ER: 0 SO: 0 BB: 0 IBB: 0 HBP: 0 BLK: 0 WP: 0 HR: 0 S: 6 P: 14 ERA: 0.00 WHIP: 1.200	H: 0 R: 0 ER: 0 SO: 0 BB: 0 IBB: 0 HBP: 0 BLK: 0 WP: 0 HR: 0 S: 10 P: 14 ERA: 0.00 WHIP: 1.500	PITCHER																				

Chicago Cubs @ Atlanta Braves
Atlanta Stadium, Atlanta, GA
Mon Aug 29 1966, 7:05 PM EDT
Att: 10,977 - Unknown - 80 F

AB: 49
R: 2
H: 10
RBI: 2
BB: 7
SO: 6
LOB: 29



Batter	1	2	3	4	5	6	7	8	9	AB	R	H	RBI	BB	SO	LOB	TOP										
Don Kessinger, S OBP: 0.285, SLG: 0.284 (1, 6)										5	1	1	0	0	0	3	Chicago Cubs @ Atlanta Braves Atlanta Stadium, Atlanta, GA Tue Aug 30 1966, 7:05 PM EDT Att: 8,093 - Unknown - 87 F										
Glenn Beckert, R OBP: 0.323, SLG: 0.353 (1, 4)										3	1	1	0	1	1												
Billy Williams, L OBP: 0.346, SLG: 0.479 (1, 9)										4	1	1	0	0	1	4											
Ron Santo, R OBP: 0.410, SLG: 0.559 (1, 5)										4	1	2	1	0	2	2											
14 Ernie Banks, R OBP: 0.317, SLG: 0.441 (1, 3)										3	1	2	3	0	0	0											
John Boccabella, R OBP: 0.267, SLG: 0.383 (1, 7)										3	0	0	1	0	0	1											
Randy Hundley, R OBP: 0.300, SLG: 0.438 (1, 2)										4	0	0	0	0	0	2											
Byron Browne, R OBP: 0.322, SLG: 0.446 Adolfo Phillips, R OBP: 0.336, SLG: 0.457 (9, PR)										2	0	0	0	2	0	0											
Ken Holtzman, R OBP: 0.131, SLG: 0.117 (1, 1)										4	0	1	0	0	3	2											
Inning Stats	R: 2 E: 1 K: 0 S: 5	H: 1 LOB: 2 BB: 1 P: 10	R: 0 E: 0 K: 2 S: 7	H: 1 LOB: 1 BB: 1 P: 11	R: 3 E: 0 K: 0 S: 6	H: 3 LOB: 0 BB: 0 P: 6	R: 0 E: 0 K: 1 S: 7	H: 2 LOB: 2 BB: 0 P: 7	R: 0 E: 0 K: 0 S: 3	H: 0 LOB: 0 BB: 0 P: 3	R: 0 E: 0 K: 2 S: 7	H: 0 LOB: 0 BB: 0 P: 7	R: 0 E: 0 K: 0 S: 3	H: 0 LOB: 0 BB: 0 P: 3	R: 0 E: 0 K: 1 S: 4	H: 0 LOB: 1 BB: 1 P: 8	1B: 6 2B: 1 3B: 0 HR: 1	SF: 1 SAC: 0 DP: 1 HBP: 1	WP: 0 PB: 1 CS: 1	PA: 37							
PITCHER	IP	WLS	BF	H	R	ER	SO	BB	IBB	HBP	BLK	WP	HR	S	P	ERA	WHIP										
Joey Jay, R ERA: 5.02 (1, 1)	2.0	L	14	5	5	3	2	2	0	1	0	0	1	15	24	13.50	3.500										
Phil Niekro, R ERA: 3.82 (3, 1)	3.0		11	3	0	0	1	0	0	0	0	0	0	13	13	0.00	1.000										
Jay Ritchie, R ERA: 2.2 (6, 1)	2.0		6	0	0	0	3	0	0	0	0	0	0	12	12	0.00	0.000										
Ted Abernathy, R ERA: 4.46 (8, 1)	2.0		6	0	0	0	1	1	0	0	0	0	0	7	11	0.00	0.500										

Batter	1	2	3	4	5	6	7	8	9	AB	R	H	RBI	BB	SO	LOB	BOTTOM										
Felipe Alou, R OBP: 0.357, SLG: 0.522 (1, 8)										4	1	2	0	1	0	0	Chicago Cubs @ Atlanta Braves Atlanta Stadium, Atlanta, GA Tue Aug 30 1966, 7:05 PM EDT Att: 8,093 - Unknown - 87 F										
Woody Woodward, R OBP: 0.325, SLG: 0.321 Mack Jones, L OBP: 0.327, SLG: 0.450 (9, PH)										4	0	0	0	0	0	4											
Hank Aaron, R OBP: 0.362, SLG: 0.543 (1, 9)										4	1	2	3	1	0	1											
Joe Torre, R OBP: 0.377, SLG: 0.548 (1, 3)										4	0	1	0	0	1	2											
Rico Carty, R OBP: 0.380, SLG: 0.440 (1, 7)										4	0	1	0	0	1	1											
Miguel de la Hoz, R OBP: 0.230, SLG: 0.222 (1, 5)										3	0	0	0	1	1	3											
Gene Oliver, R OBP: 0.257, SLG: 0.377 (1, 2)										4	0	2	0	0	0	3											
Frank Bolling, R OBP: 0.247, SLG: 0.260 (1, 4)										4	1	1	0	0	0	3											
Joey Jay, S OBP: 0.143, SLG: 0.091 Phil Niekro, R OBP: 0.352, SLG: 0.442 Gary Geiger, L OBP: 0.321, SLG: 0.167 Jay Ritchie, R OBP: 0.338, SLG: 0.398 Denis Menke, R OBP: 0.221, SLG: 0.167 Ted Abernathy, R OBP: 0.338, SLG: 0.389 (9, PH)										0	0	0	0	0	0	0											
Inning Stats	R: 0 E: 0 K: 1 S: 5	H: 0 LOB: 1 BB: 1 P: 9	R: 0 E: 0 K: 0 S: 3	H: 0 LOB: 1 BB: 1 P: 7	R: 0 E: 0 K: 1 S: 5	H: 0 LOB: 0 BB: 0 P: 5	R: 0 E: 0 K: 2 S: 8	H: 1 LOB: 1 BB: 0 P: 8	R: 0 E: 0 K: 1 S: 7	H: 2 LOB: 2 BB: 0 P: 7	R: 0 E: 0 K: 0 S: 5	H: 2 LOB: 2 BB: 0 P: 5	R: 3 E: 0 K: 0 S: 5	H: 2 LOB: 0 BB: 1 P: 9	R: 0 E: 0 K: 0 S: 4	H: 1 LOB: 1 BB: 0 P: 4	R: 0 E: 0 K: 1 S: 6	H: 1 LOB: 1 BB: 0 P: 6	1B: 7 2B: 1 3B: 0 HR: 1	SF: 0 SAC: 0 DP: 0 HBP: 0	WP: 0 PB: 0 CS: 0	PA: 39					
PITCHER	IP	WLS	BF	H	R	ER	SO	BB	IBB	HBP	BLK	WP	HR	S	P	ERA	WHIP										
Ken Holtzman, L ERA: 3.59 (1, 1)	9.0	W	39	9	3	3	6	3	0	0	0	0	1	48	60	3.00	1.333										

AB 32
R 5
H 8
RBI 5
BB 3
SO 7
LOB 15

AB 36
R 3
H 9
RBI 3
BB 3
SO 6
LOB 20

Batter	1	2	3	4	5	6	7	8	9	AB	R	H	RBI	BB	SO	LOB	TOP								
Felipe Alou, R OBP: 0.361, SLG: 0.528 (1, 3)	5-6-3		SF7 1B	FC4-2 3B		1-H 2B 1B		1B		5	2	4	1	0	0	0	Atlanta Braves @ St. Louis Cardinals Busch Stadium, St. Louis, MO Wed Aug 31 1966, 7:05 PM CDT Att: 15,681 - Unknown								
Eddie Mathews, L OBP: 0.332, SLG: 0.376 (1, 5)	HR 1B		1B 2B	FC4-2 FC5 WP		2B		F4		5	2	3	1	0	0	2									
Hank Aaron, R OBP: 0.363, SLG: 0.540 (1, 9)	K		SF7	3-H 4-0 BB		4-0 IBB		K		2	0	0	1	2	2	2									
Joe Torre, R OBP: 0.378, SLG: 0.552 (1, 2)	1-H HR		3-H 4-0 BB 1B BB	FC5		G6-4-3 IBB		L7		4	1	1	2	1	0	4									
Rico Carty, R OBP: 0.382, SLG: 0.449 (1, 7)	K		BB 1B BB			G6-4-3		HR		5	1	3	2	0	2	0									
Mack Jones, L OBP: 0.331, SLG: 0.460 (1, 8)		SH3-1 S 1B	K			CS BB		HR		4	1	2	1	1	2	3									
Denis Menke, R OBP: 0.349, SLG: 0.394 (1, 6)		SH3-1 1B	1-2 2-3 BB			F9		HR		3	0	0	0	1	0	2									
Frank Bolling, R OBP: 0.241, SLG: 0.254 (1, 4)	F4		G1			5-3		4-3		5	0	0	0	0	0	5									
Ken Johnson, R OBP: 0.125, SLG: 0.200 (1, 1)										2	0	0	0	0	2	1									
Clay Carroll, R OBP: 0.077, SLG: 0.077 (5, 1)	K			K		WP 1B 1B		K		2	1	1	0	0	1	0									
Inning Stats	R: 2 E: 0 K: 2 S: 9	H: 2 LOB: 0 BB: 0 P: 9	R: 0 E: 0 K: 1 S: 6	H: 1 LOB: 1 BB: 0 P: 6	R: 2 E: 0 K: 1 S: 8	H: 3 LOB: 3 BB: 2 P: 16	R: 0 E: 0 K: 1 S: 6	H: 1 LOB: 2 BB: 1 P: 10	R: 0 E: 0 K: 1 S: 4	H: 0 LOB: 0 BB: 1 P: 8	R: 2 E: 0 K: 0 S: 5	H: 3 LOB: 1 BB: 1 P: 9	R: 0 E: 0 K: 1 S: 6	H: 1 LOB: 1 BB: 0 P: 6	R: 0 E: 0 K: 2 S: 8	H: 1 LOB: 1 BB: 0 P: 8	R: 2 E: 0 K: 0 S: 5	H: 2 LOB: 2 BB: 0 P: 5	1B: 8 2B: 2 3B: 1 HR: 3	SF: 1 SAC: 1 DP: 1 HBP: 0	WP: 2 PB: 0 SB: 2 CS: 1	PA: 44			
PITCHER	IP	WLS	BF	H	R	ER	SO	BB	IBB	HBP	BLK	WP	HR	S	P	ERA	WHIP								
Bob Gibson, R ERA: 2.29 (1, 1)	3.2		21	7	4	4	5	3	0	0	0	1	1	28	40	9.82	2.727								
Ron Piche, R ERA: 4.35 (4, 1)	1.2	L	9	3	2	2	1	1	1	0	0	1	0	9	17	10.80	2.400								
Nelson Bries, R ERA: 3.29 (6, 1)	3.0		12	4	2	2	3	0	0	0	0	0	2	18	18	6.00	1.333								
Joe Hoerner, L ERA: 1.3 (9, 1)	0.2		2	0	0	0	0	0	0	0	0	0	0	2	2	0.00	0.000								

Batter	1	2	3	4	5	6	7	8	9	AB	R	H	RBI	BB	SO	LOB	BOTTOM								
Lou Brock, L OBP: 0.336, SLG: 0.446 (1, 7)	E 2B	4-3		K			SH2-3 1B		F7	5	1	2	0	0	1	2	Atlanta Braves @ St. Louis Cardinals Busch Stadium, St. Louis, MO Wed Aug 31 1966, 7:05 PM CDT Att: 15,681 - Unknown								
Curt Flood, R OBP: 0.300, SLG: 0.359 (1, 8)	5-3		F3	1B 1B		2-H 3-H 0-0 1B	SH2-3 1B		6-3	4	0	1	2	0	0	1									
Tim McCarver, L OBP: 0.320, SLG: 0.425 (1, 2)	F8		5-3 1B	1B		1-H 1B	F3			4	1	2	0	0	0	2									
Orlando Cepeda, R OBP: 0.355, SLG: 0.487 (1, 3)	E5 1B 1B		5-3				4-3			4	1	0	0	0	1	2									
Mike Shannon, R OBP: 0.340, SLG: 0.467 (1, 9)	1B 1B		2-3 1B				6-3		F3	4	0	2	1	0	0	0									
Charley Smith, R OBP: 0.304, SLG: 0.398 (1, 5)	1-2 3-H 1B		3-H 1B				K		FC6-4 1B	4	0	2	1	0	1	1									
Jerry Buchek, R OBP: 0.303, SLG: 0.362 (1, 4) (9, 6)	5-3			1B 3B			5-3		F8	4	1	1	0	0	0	3									
Dal Maxvill, R OBP: 0.331, SLG: 0.322 (1, 6)									FC6-4	2	1	0	0	0	0	0									
Tito Francona, L OBP: 0.255, SLG: 0.338 (9, PH)			F9				F9		FC6-4	1	0	0	0	0	0	1									
Julian Javier, R OBP: 0.270, SLG: 0.329 (9, 4)			SH1-3 1B BB						1-2	0	0	0	0	0	0	0									
Bob Gibson, R OBP: 0.253, SLG: 0.313 (1, 1)										1	0	0	0	0	0	0									
Ron Piche, R (4, 1)										0	0	0	0	0	0	0									
Nelson Bries, R OBP: 0.125, SLG: 0.079 (6, 1)										1	0	0	0	0	1	0									
Joe Hoerner, R OBP: 0.250, SLG: 1.000 (9, 1)										0	0	0	0	0	0	0									
Phil Gagliano, R OBP: 0.323, SLG: 0.330 (9, PH)										1	0	0	0	0	0	0									
Inning Stats	R: 2 E: 1 K: 0 S: 7	H: 3 LOB: 2 BB: 0 P: 7	R: 0 E: 0 K: 0 S: 3	H: 0 LOB: 0 BB: 0 P: 3	R: 1 E: 0 K: 0 S: 5	H: 2 LOB: 1 BB: 0 P: 5	R: 2 E: 0 K: 1 S: 7	H: 3 LOB: 2 BB: 1 P: 11	R: 0 E: 0 K: 2 S: 7	H: 0 LOB: 0 BB: 0 P: 7	R: 0 E: 0 K: 1 S: 5	H: 0 LOB: 0 BB: 0 P: 5	R: 0 E: 0 K: 0 S: 4	H: 1 LOB: 1 BB: 0 P: 4	R: 0 E: 0 K: 0 S: 4	H: 1 LOB: 1 BB: 0 P: 4	R: 0 E: 0 K: 0 S: 3	H: 0 LOB: 0 BB: 0 P: 3	1B: 7 2B: 2 3B: 1 HR: 0	SF: 0 SAC: 2 DP: 0 HBP: 0	WP: 0 PB: 0 SB: 0 CS: 0	PA: 38			
PITCHER	IP	WLS	BF	H	R	ER	SO	BB	IBB	HBP	BLK	WP	HR	S	P	ERA	WHIP								
Ken Johnson, R ERA: 3.31 (1, 1)	4.0		21	8	5	3	1	1	0	0	0	0	0	22	26	6.75	2.250								
Clay Carroll, R ERA: 2.39 (5, 1)	5.0	W	17	2	0	0	3	0	0	0	0	0	0	23	23	0.00	0.400								



Batter	1	2	3	4	5	6	7	8	9	AB	R	H	RBI	BB	SO	LOB	TOP								
Felipe Alou, R OBP: 0.363, SLG: 0.531 (1, 3)										5	1	3	0	0	0	0	Atlanta Braves @ St. Louis Cardinals Busch Stadium, St. Louis, MO Thu Sep 01 1966, 7:05 PM CDT Att: 11,493 - Unknown AB 37 R 4 H 11 RBI 3 BB 1 SO 8 LOB 18 								
Mack Jones, L OBP: 0.326, SLG: 0.453 (1, 8)										5	0	0	0	0	1	4									
Hank Aaron, R OBP: 0.363, SLG: 0.539 (1, 9)										5	0	2	0	0	0	1									
Joe Torre, R OBP: 0.375, SLG: 0.547 (1, 2)										4	0	0	0	0	1	3									
Rico Carty, R OBP: 0.383, SLG: 0.449 (1, 7)										4	2	2	0	0	1	2									
Miguel de la Hoz, R OBP: 0.242, SLG: 0.247 (1, 5)										4	1	2	0	0	0	1									
Denis Menke, R OBP: 0.350, SLG: 0.395 (1, 6)										2	0	1	2	1	0	0									
Frank Bolling, R OBP: 0.241, SLG: 0.254 (1, 4)										4	0	1	1	0	1	3									
Dick Kelley, R OBP: 0.067, SLG: 0.067 (3, 1)										1	0	0	0	0	1	0									
Jay Ritchie, R OBP: 0.256, SLG: 0.374 (4, 1)										0	0	0	0	0	0	0									
Gene Oliver, R OBP: 0.067, SLG: 0.067 (4, 1)										1	0	0	0	0	1	3									
Phil Niekro, R OBP: 0.375, SLG: 0.375 (8, 1)										1	0	0	0	0	1	1									
Eddie Mathews, L OBP: 0.375, SLG: 0.375 (8, 1)										1	0	0	0	0	1	0									
Ted Abernathy, R OBP: 0.231, SLG: 0.167 (8, 1)										0	0	0	0	0	0	0									
Inning Stats	R: 1 E: 1 K: 2 S: 9	H: 2 LOB: 1 BB: 0 P: 9	R: 0 E: 0 K: 0 S: 2	H: 0 LOB: 0 BB: 1 P: 6	R: 0 E: 0 K: 1 S: 5	H: 0 LOB: 0 BB: 0 P: 5	R: 1 E: 1 K: 1 S: 9	H: 3 LOB: 3 BB: 0 P: 9	R: 0 E: 0 K: 0 S: 4	H: 1 LOB: 1 BB: 0 P: 4	R: 2 E: 0 K: 1 S: 9	H: 4 LOB: 2 BB: 0 P: 9	R: 0 E: 0 K: 1 S: 6	H: 1 LOB: 1 BB: 0 P: 6	R: 0 E: 0 K: 2 S: 7	H: 0 LOB: 0 BB: 0 P: 7	R: 0 E: 0 K: 0 S: 3	H: 0 LOB: 0 BB: 0 P: 3	1B: 9 2B: 2 3B: 0 HR: 0	SF: 1 SAC: 0 DP: 1 HBP: 0	WP: 0 PB: 0 SB: 0 CS: 0	PA: 39			
PITCHER	IP	WLS	BF	H	R	ER	SO	BB	IBB	HBP	BLK	WP	HR	S	P	ERA	WHIP								
Steve Carlton, L ERA: 3.49 (1, 1)	5.1	W	26	9	4	3	4	1	0	0	0	0	0	33	37	5.06	1.875								
Joe Hoerner, L ERA: 1.22 (6, 1)	3.2	S	13	2	0	0	4	0	0	0	0	0	0	21	21	0.00	0.545								

Batter	1	2	3	4	5	6	7	8	9	AB	R	H	RBI	BB	SO	LOB	BOTTOM								
Lou Brock, L OBP: 0.336, SLG: 0.448 (1, 7)										4	1	1	0	0	0	2	Atlanta Braves @ St. Louis Cardinals Busch Stadium, St. Louis, MO Thu Sep 01 1966, 7:05 PM CDT Att: 11,493 - Unknown AB 29 R 7 H 8 RBI 6 BB 5 SO 2 LOB 13 								
Jerry Buchek, R OBP: 0.302, SLG: 0.372 (1, 4)										4	1	1	1	0	1	2									
Julian Javier, R OBP: 0.270, SLG: 0.329 (8, 4)										0	0	0	0	0	0	0									
Curt Flood, R OBP: 0.297, SLG: 0.356 (1, 8)										3	0	0	1	0	0	0									
Orlando Cepeda, R OBP: 0.356, SLG: 0.485 (1, 3)										2	2	0	0	2	0	0									
Mike Shannon, R OBP: 0.342, SLG: 0.469 (1, 9)										3	1	1	0	1	1	2									
Tim McCarver, L OBP: 0.323, SLG: 0.431 (1, 2)										3	2	2	1	0	1	1									
Charley Smith, R OBP: 0.303, SLG: 0.402 (1, 5)										4	0	1	2	0	0	3									
Dal Maxvill, R OBP: 0.333, SLG: 0.322 (1, 6)										3	0	1	0	1	0	1									
Steve Carlton, L OBP: 0.333, SLG: 0.273 (1, 1)										2	0	1	0	0	0	0									
Joe Hoerner, R OBP: 0.200, SLG: 0.800 (6, 1)										1	0	0	0	0	0	2									
Inning Stats	R: 1 E: 0 K: 0 S: 4	H: 1 LOB: 0 BB: 0 P: 4	R: 2 E: 1 K: 0 S: 6	H: 3 LOB: 1 BB: 0 P: 6	R: 2 E: 0 K: 1 S: 7	H: 2 LOB: 1 BB: 1 P: 11	R: 0 E: 0 K: 0 S: 3	H: 0 LOB: 0 BB: 0 P: 3	R: 0 E: 0 K: 0 S: 5	H: 0 LOB: 0 BB: 0 P: 5	R: 0 E: 0 K: 0 S: 2	H: 0 LOB: 0 BB: 1 P: 6	R: 0 E: 0 K: 0 S: 4	H: 1 LOB: 1 BB: 0 P: 4	R: 2 E: 0 K: 0 S: 4	H: 1 LOB: 2 BB: 3 P: 16	R: 0 E: 0 K: 0 S: 4	H: 0 LOB: 0 BB: 0 P: 16	1B: 3 2B: 1 3B: 3 HR: 1	SF: 1 SAC: 1 DP: 1 HBP: 0	WP: 0 PB: 0 SB: 0 CS: 0	PA: 36			
PITCHER	IP	WLS	BF	H	R	ER	SO	BB	IBB	HBP	BLK	WP	HR	S	P	ERA	WHIP								
Dick Kelley, L ERA: 3.26 (3, 1)	0.2	L	3	1	0	0	1	0	0	0	0	0	0	5	5	0.00	1.500								
Jay Ritchie, R ERA: 2.12 (4, 1)	4.0		13	1	0	0	1	1	0	0	0	0	0	14	18	0.00	0.500								
Phil Niekro, R ERA: 3.46 (8, 1)	1.0		7	1	2	2	0	1	2	0	0	0	0	4	16	18.00	2.000								

Batter	1	2	3	4	5	6	7	8	9	AB	R	H	RBI	BB	SO	LOB	TOP									
Ron Davis, R OBP: 0.292, SLG: 0.300 (1, 8)	5-3		K				5-3		SH5-4 1B	5	2	2	2	0	1	0	Houston Astros @ Atlanta Braves Atlanta Stadium, Atlanta, GA Fri Sep 02 1966, 7:05 PM EDT Cloudy - 82 F									
Sonny Jackson, L OBP: 0.335, SLG: 0.330 (1, 6)	K		K						G3 SH5-4 1B	5	0	2	0	0	3	2										
Bob Aspromonte, R OBP: 0.298, SLG: 0.345 (1, 5)	6-3						F2		SH5-4	4	0	1	1	1	0	0										
Joe Morgan, L OBP: 0.423, SLG: 0.418 (1, 4)							L9		G3	3	0	1	1	2	0	1										
Lee Maye, L OBP: 0.317, SLG: 0.425 (1, 7)									G3	5	0	1	1	0	0	4										
Bill Heath, L OBP: 0.345, SLG: 0.338 (1, 2)									L7	4	1	3	0	0	0	2										
Dave Giusti, R OBP: 0.250, SLG: 0.333 (8, PR)	F7									0	0	0	0	0	0	0										
Claude Raymond, R OBP: 0.311, SLG: 0.111 (8, 1)										0	0	0	0	0	0	0										
Ron Brand, R OBP: 0.307, SLG: 0.263 (9, PH)										1	0	0	0	0	0	2										
Chuck Harrison, R OBP: 0.315, SLG: 0.375 (1, 3)	P6									4	1	3	0	0	0	2										
Dave Nicholson, R OBP: 0.356, SLG: 0.419 (1, 9)	K									4	0	0	0	0	2	8										
Larry Dierker, R OBP: 0.185, SLG: 0.245 (1, 1)										1	0	0	0	0	0	0										
Felix Mantilla, R OBP: 0.276, SLG: 0.348 (5, PH)										1	1	1	0	0	0	0										
Ron Taylor, R OBP: 0.200, SLG: 0.300 (5, 1)										1	0	0	0	0	0	2										
John Bateman, R OBP: 0.308, SLG: 0.466 (8, 2)										1	0	0	0	0	0	2										
Inning Stats	R: 0 E: 0 K: 1 S: 5	H: 0 LOB: 0 BB: 0 P: 5	R: 0 E: 0 K: 1 S: 6	H: 1 LOB: 2 BB: 1 P: 10	R: 0 E: 0 K: 2 S: 7	H: 0 LOB: 0 BB: 0 P: 7	R: 0 E: 0 K: 0 S: 3	H: 0 LOB: 0 BB: 0 P: 3	R: 4 E: 0 K: 2 S: 13	H: 6 LOB: 2 BB: 0 P: 13	R: 0 E: 0 K: 0 S: 4	H: 2 LOB: 1 BB: 0 P: 4	R: 0 E: 0 K: 0 S: 4	H: 1 LOB: 1 BB: 0 P: 4	R: 0 E: 0 K: 0 S: 5	H: 2 LOB: 2 BB: 1 P: 5	R: 1 E: 0 K: 0 S: 5	H: 2 LOB: 2 BB: 1 P: 9	1B: 14 2B: 0 3B: 0 HR: 0	SF: 0 SAC: 1 DP: 1 HBP: 0	WP: 0 PB: 0 SB: 2 CS: 0	PA: 42				
PITCHER	IP WLS BF H R ER SO BB IBB HBP BLK WP HR S P ERA WHIP																									
Tony Cloninger, R ERA: 4.18 (1, 1)	4.2		22	7	4	4	6	1	0	0	0	0	0	0	33	37	7.71	1.714								
Clay Carroll, R ERA: 2.33 (5, 1)	2.2	W	12	5	0	0	0	0	0	0	0	0	0	12	12	0.00	1.875									
Phil Niekro, R ERA: 3.53 (8, 1)	1.2	S	8	2	1	1	0	1	0	0	0	0	0	0	7	11	5.40	1.800								

Batter	1	2	3	4	5	6	7	8	9	AB	R	H	RBI	BB	SO	LOB	BOTTOM									
Felipe Alou, R OBP: 0.363, SLG: 0.537 (1, 3)	HR						6-3		F8	5	2	2	2	0	0	2	Houston Astros @ Atlanta Braves Atlanta Stadium, Atlanta, GA Fri Sep 02 1966, 7:05 PM EDT Cloudy - 82 F									
Eddie Mathews, L OBP: 0.335, SLG: 0.396 (1, 5)	HR						F3			4	2	3	3	0	0	0										
Hank Aaron, R OBP: 0.360, SLG: 0.535 (1, 9)	K						1-3		P6	4	0	0	0	0	1	1										
Joe Torre, R OBP: 0.374, SLG: 0.545 (1, 2)									F8	4	0	1	0	0	0	1										
Rico Carty, R OBP: 0.384, SLG: 0.456 (1, 7)	FC5-4								HR	3	1	1	1	1	0	3										
Mack Jones, L OBP: 0.325, SLG: 0.450 (1, 8)									F5	4	0	1	0	0	0	1										
Denis Menke, R OBP: 0.349, SLG: 0.393 (1, 6)	P6									4	0	1	0	0	0	2										
Frank Bolling, R OBP: 0.250, SLG: 0.263 (1, 4)										4	1	3	0	0	0	0										
Tony Cloninger, R OBP: 0.278, SLG: 0.462 (1, 1)										1	0	0	0	0	1	1										
Clay Carroll, R OBP: 0.074, SLG: 0.074 (5, 1)										1	0	0	0	0	0	0										
Phil Niekro, R ERA: 5.69 (8, 1)										1	0	0	0	0	1	2										
Inning Stats	R: 2 E: 0 K: 1 S: 9	H: 4 LOB: 2 BB: 0 P: 9	R: 2 E: 1 K: 0 S: 7	H: 3 LOB: 2 BB: 0 P: 7	R: 0 E: 0 K: 1 S: 6	H: 1 LOB: 1 BB: 0 P: 6	R: 0 E: 0 K: 0 S: 3	H: 0 LOB: 0 BB: 0 P: 3	R: 0 E: 0 K: 0 S: 2	H: 0 LOB: 0 BB: 1 P: 6	R: 0 E: 0 K: 0 S: 3	H: 0 LOB: 0 BB: 0 P: 3	R: 1 E: 0 K: 0 S: 4	H: 1 LOB: 0 BB: 0 P: 4	R: 1 E: 0 K: 1 S: 8	H: 3 LOB: 2 BB: 0 P: 8		1B: 7 2B: 1 3B: 0 HR: 4	SF: 0 SAC: 1 DP: 1 HBP: 0	WP: 1 PB: 0 SB: 0 CS: 0	PA: 37					
PITCHER	IP WLS BF H R ER SO BB IBB HBP BLK WP HR S P ERA WHIP																									
Larry Dierker, R ERA: 3.5 (1, 1)	4.0		21	8	4	4	2	0	0	0	0	0	0	2	25	25	9.00	2.000								
Ron Taylor, R ERA: 5.69 (5, 1)	3.0	L	10	1	1	1	0	1	0	0	0	0	0	1	9	13	3.00	0.667								
Claude Raymond, R ERA: 3.2 (8, 1)	1.0		6	3	1	1	1	0	0	0	0	0	0	1	1	8	9.00	3.000								

AB	39
R	5
H	14
RBI	5
BB	2
SO	6
LOB	26

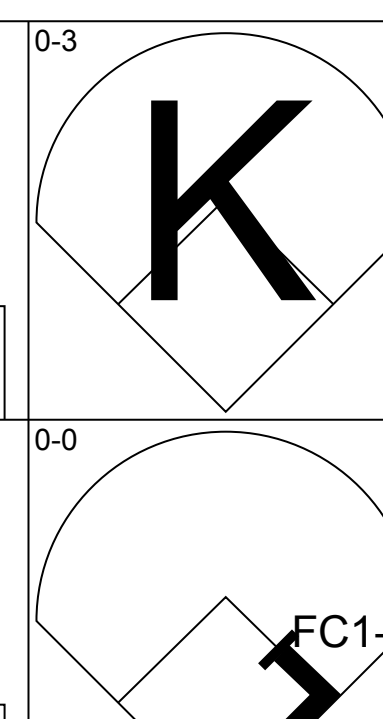
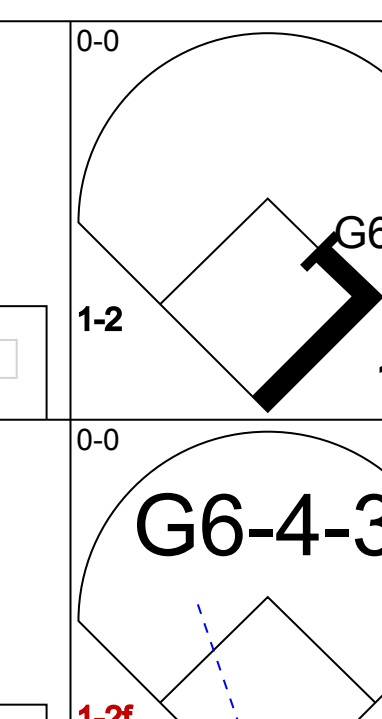
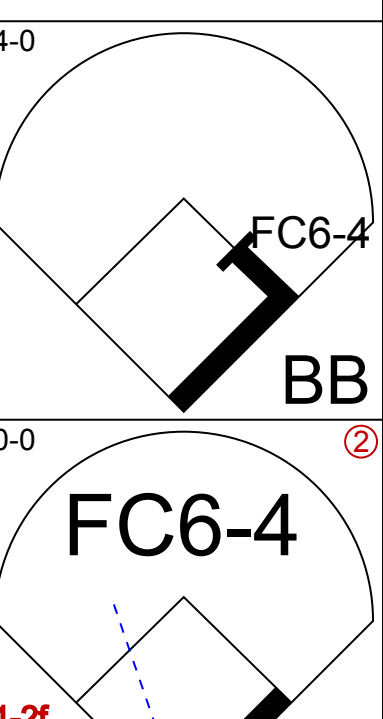
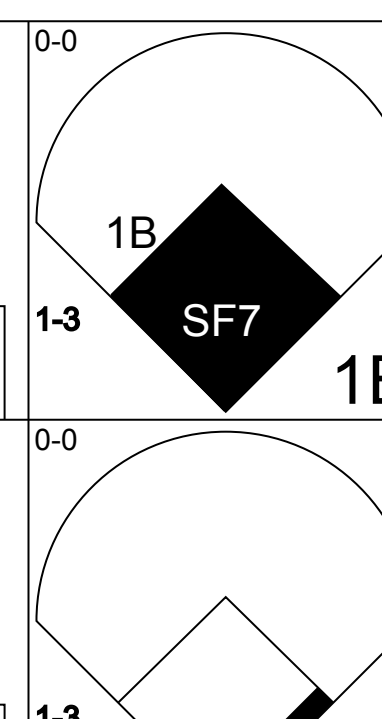
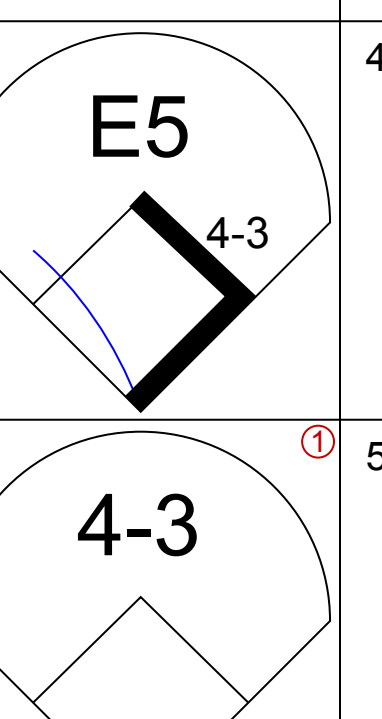
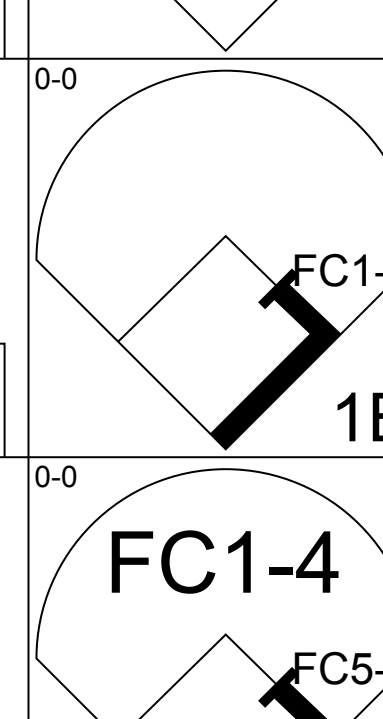
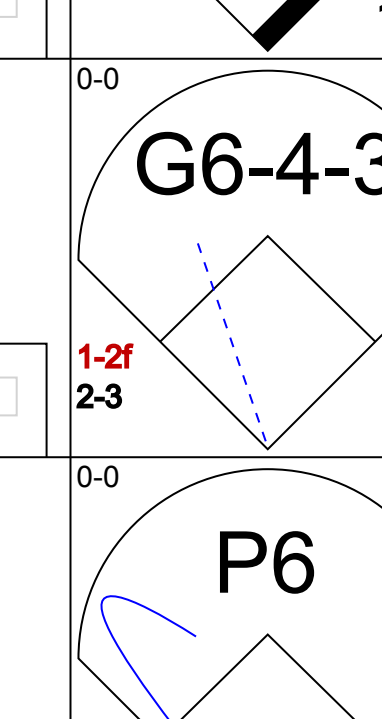
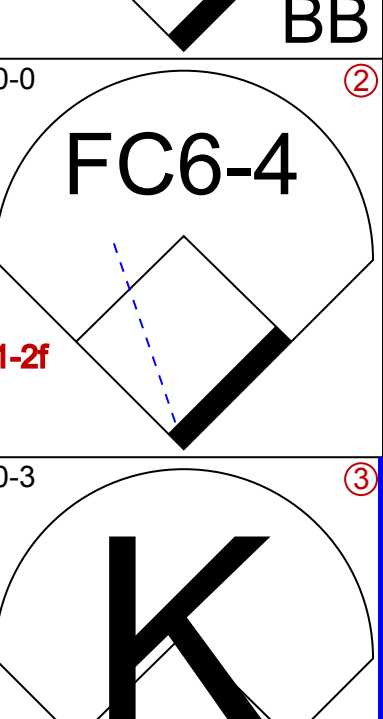
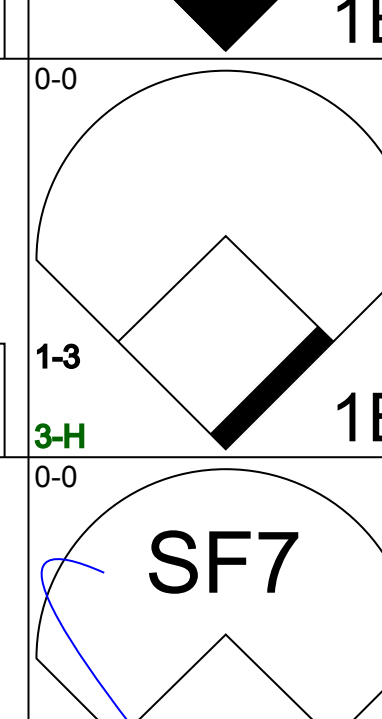
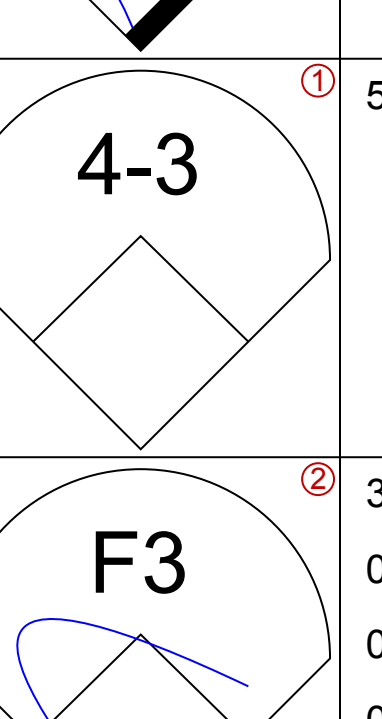
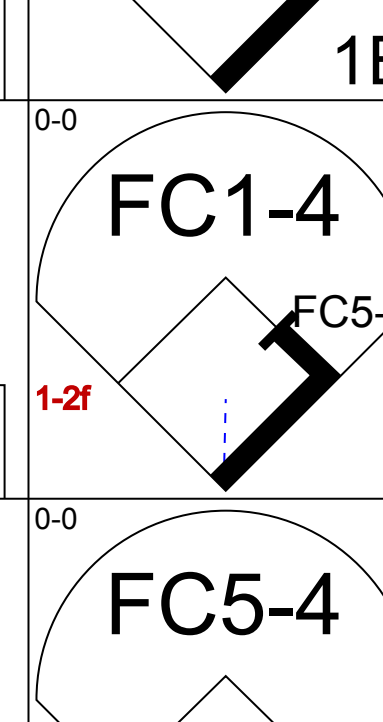
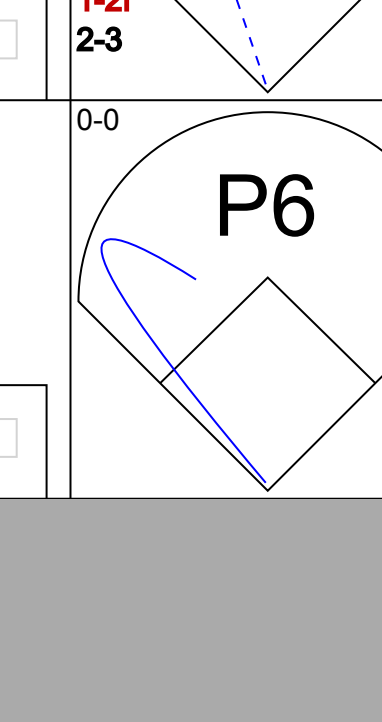
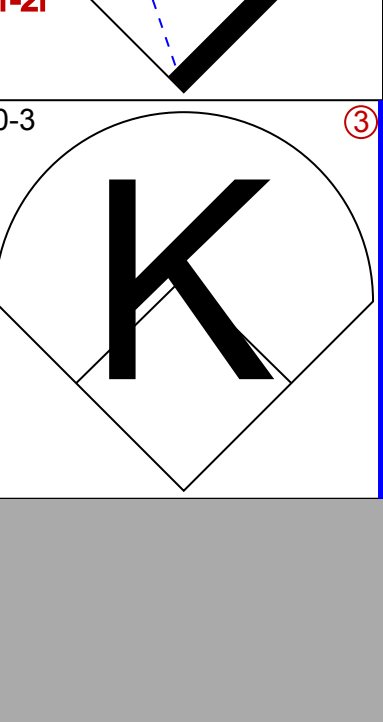
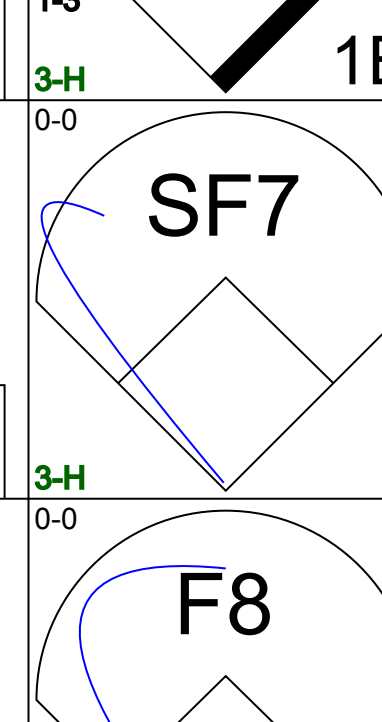
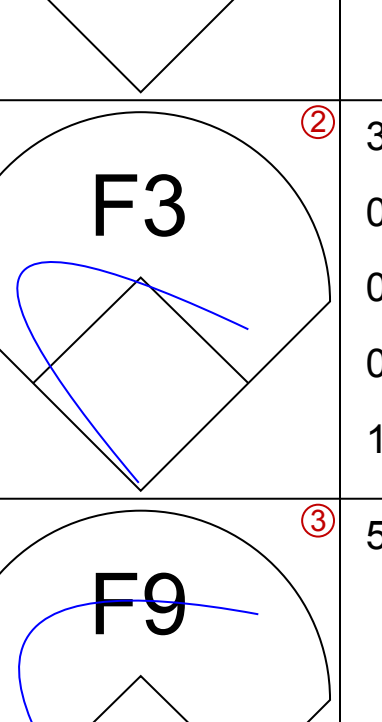
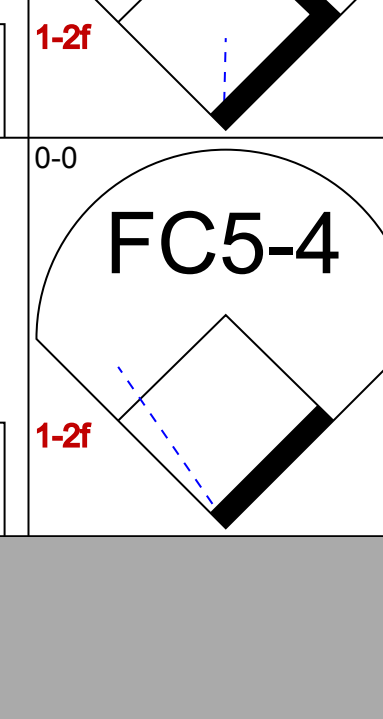
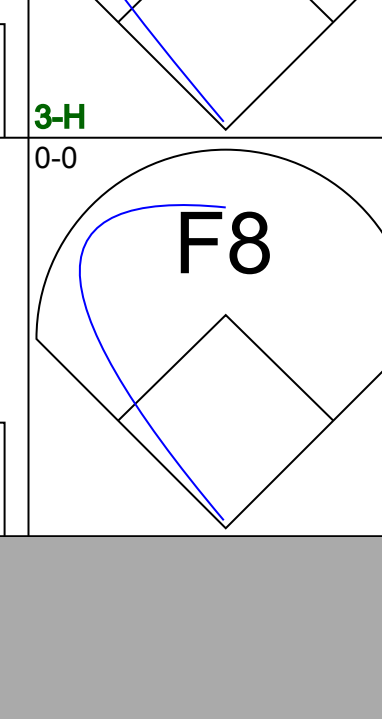
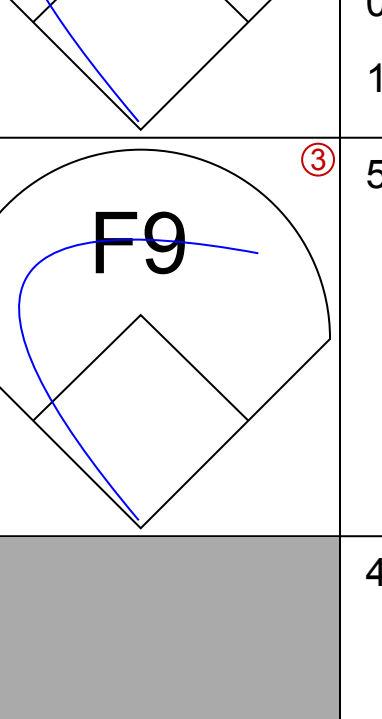










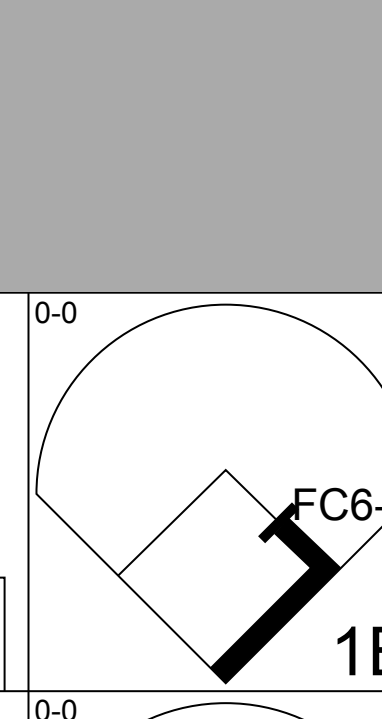

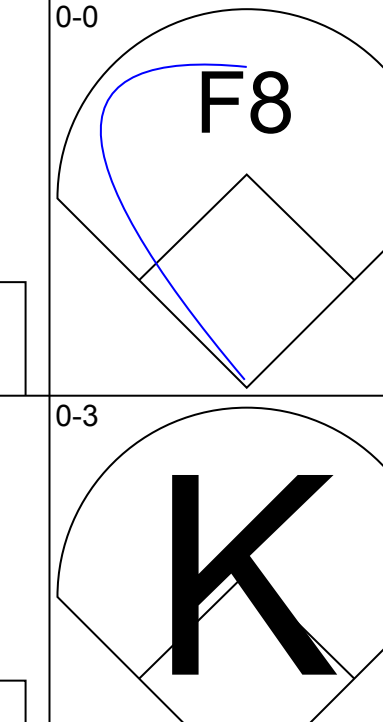
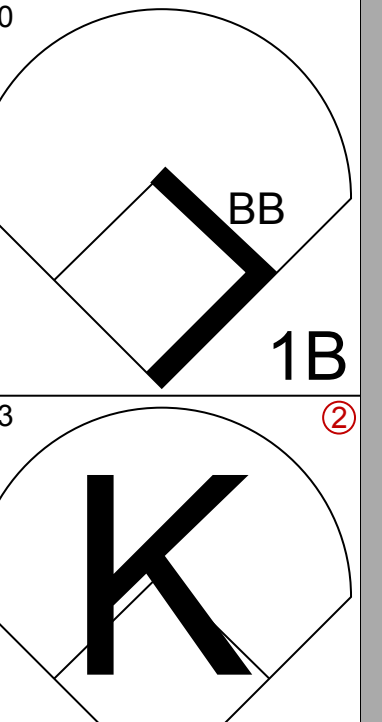
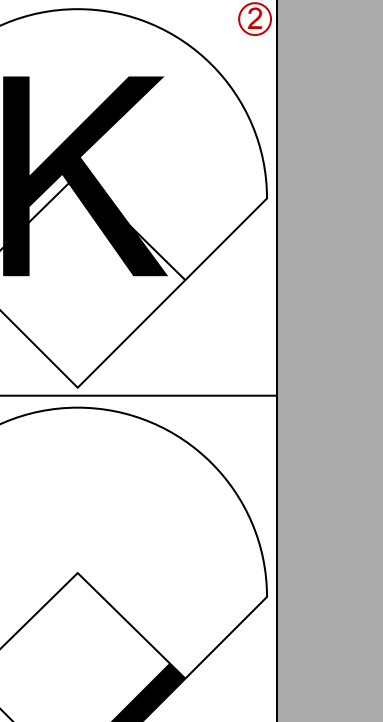
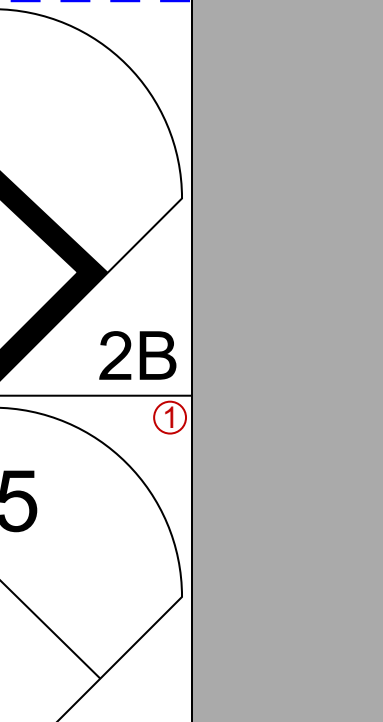
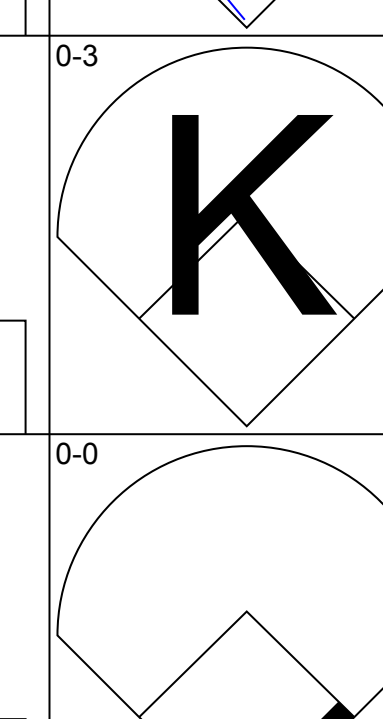
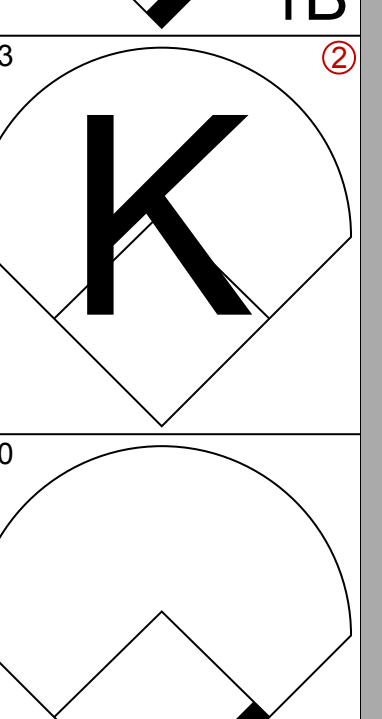

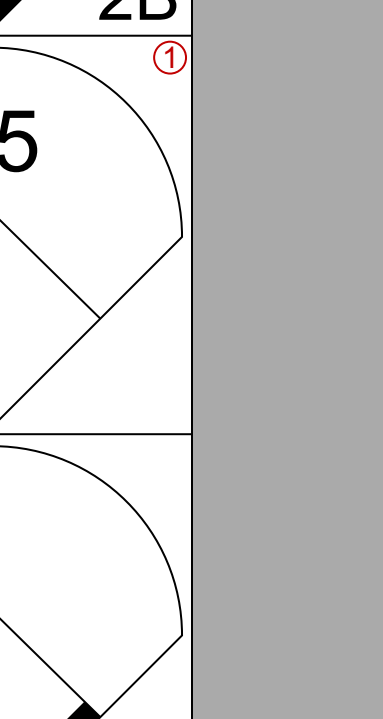
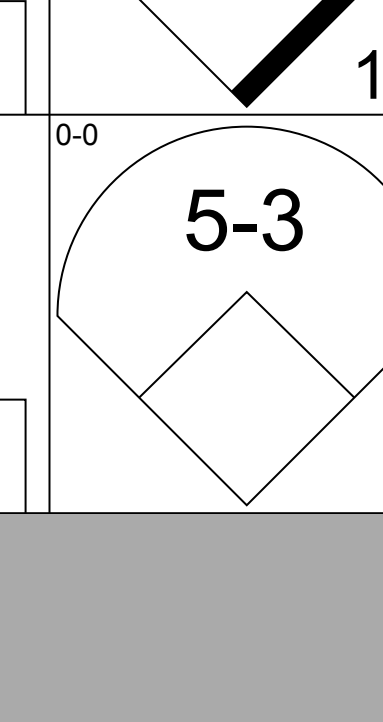
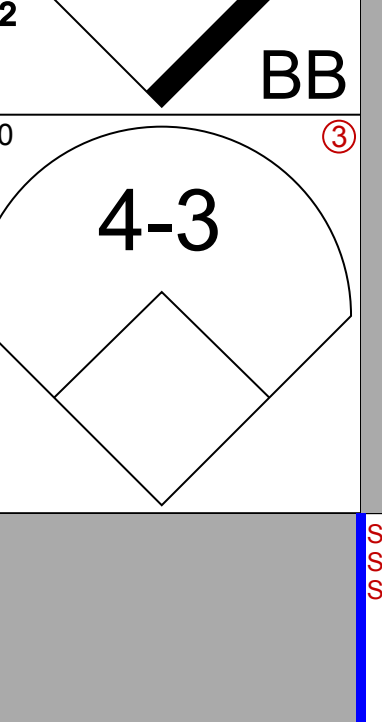
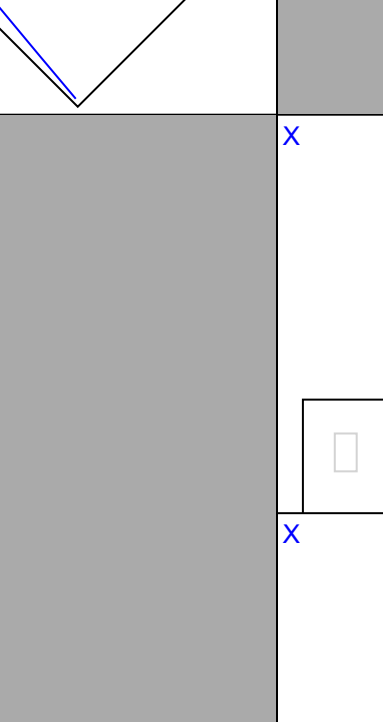
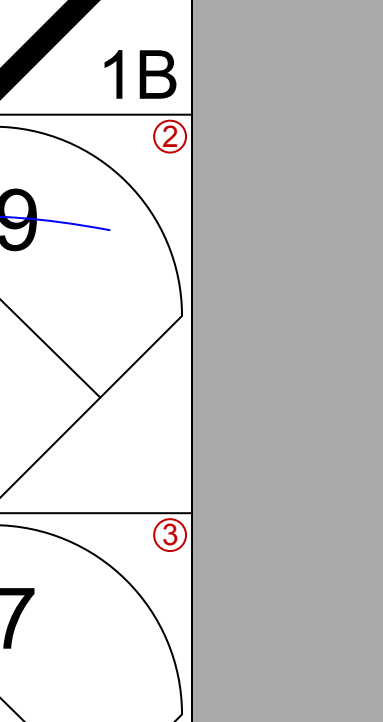
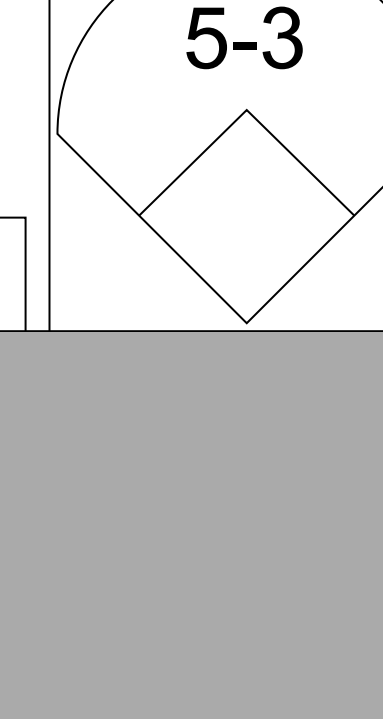
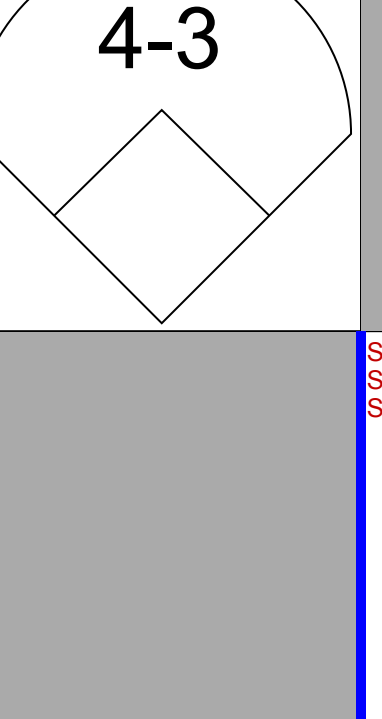
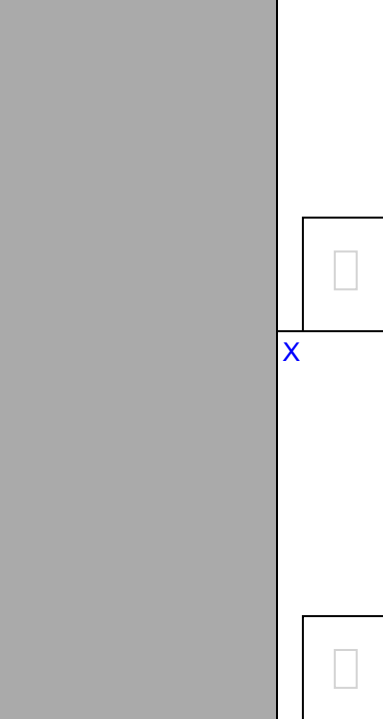
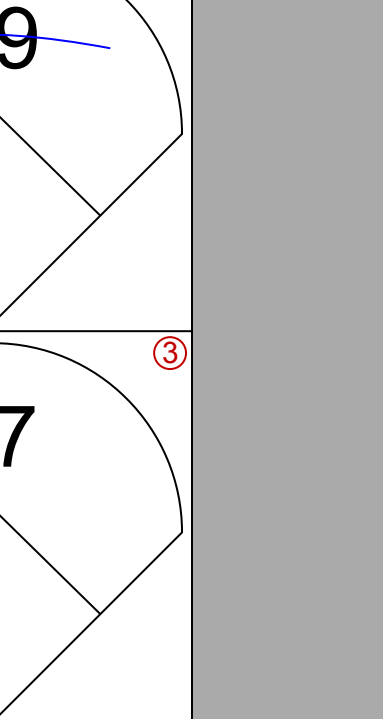
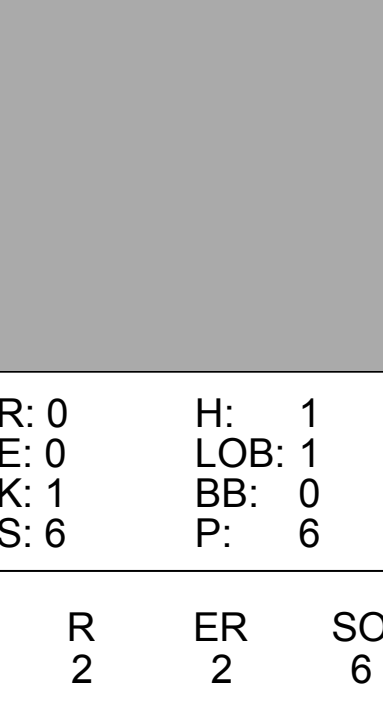
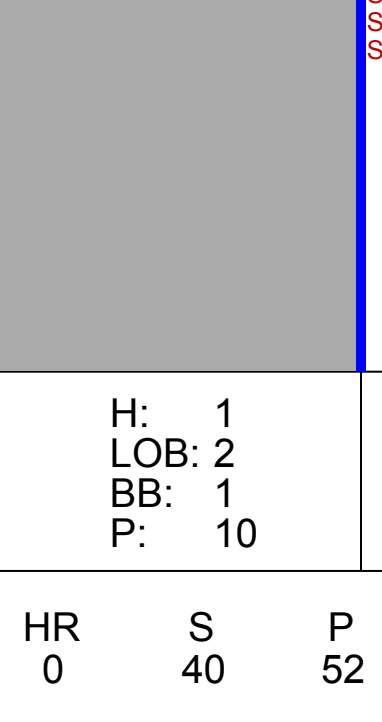
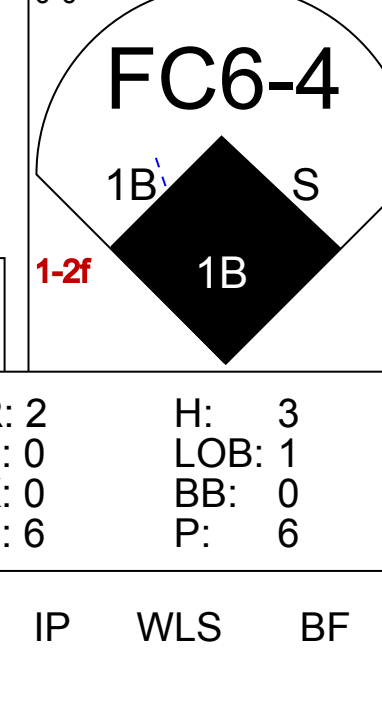
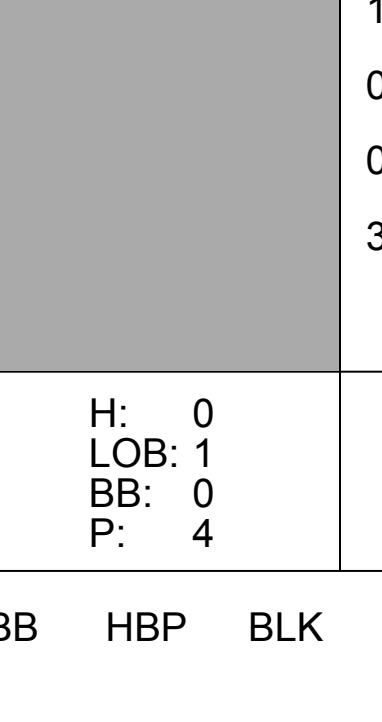
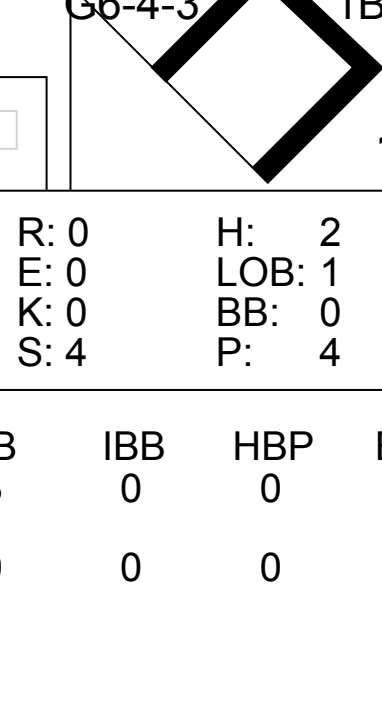
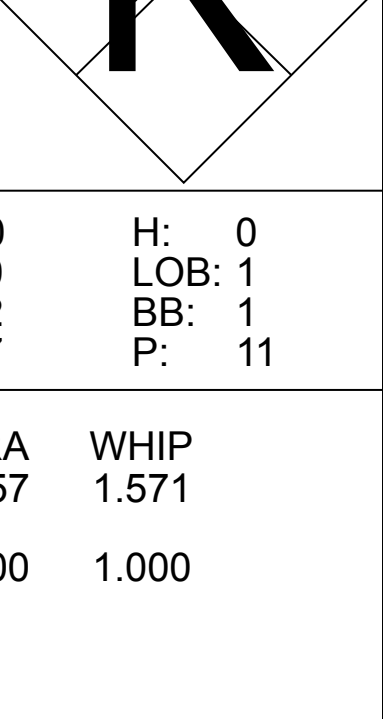
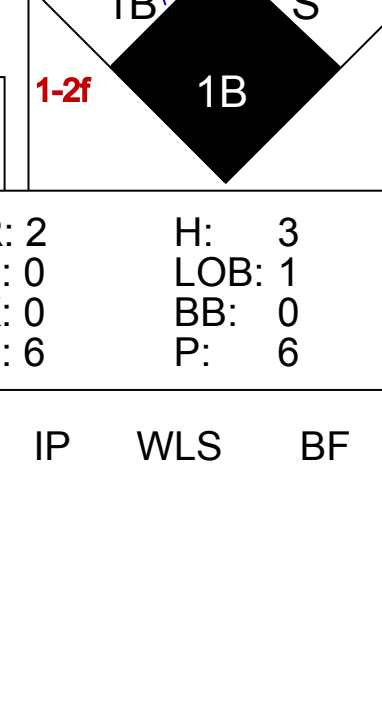
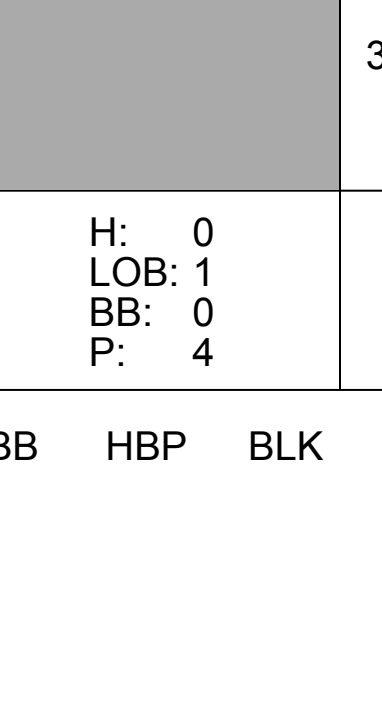
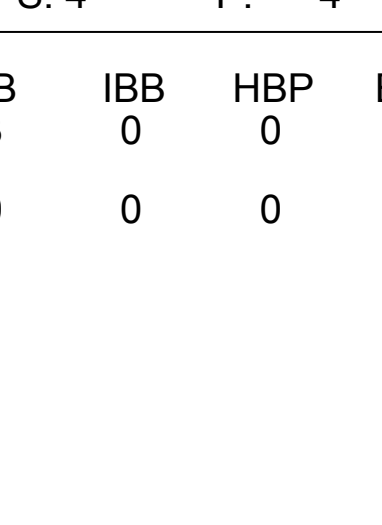
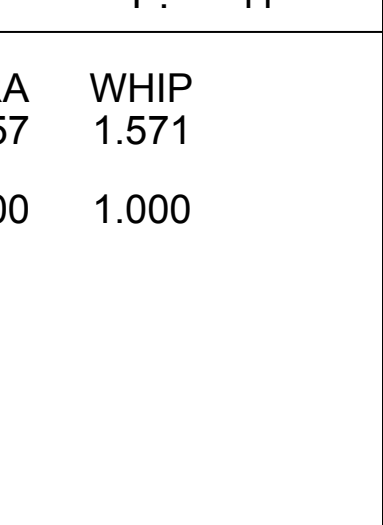


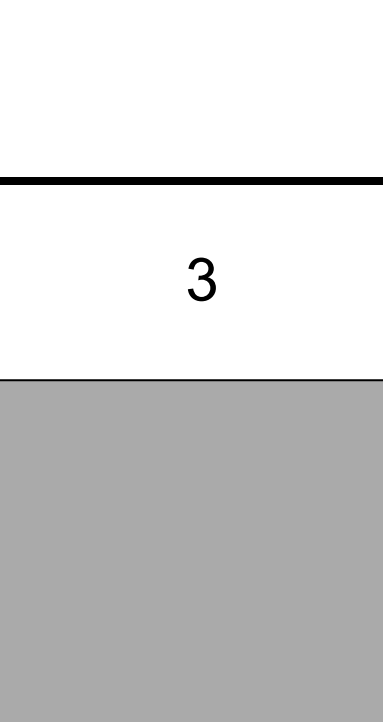
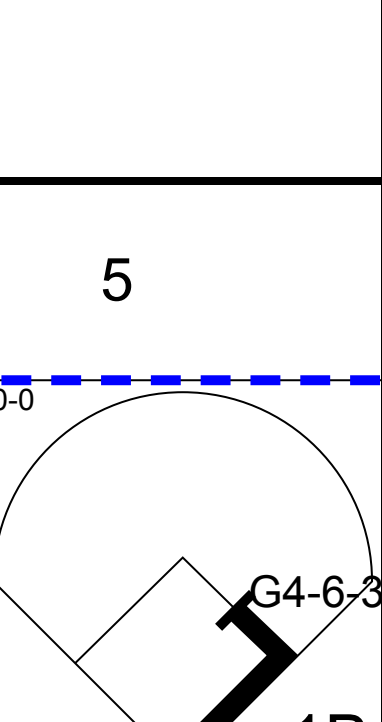
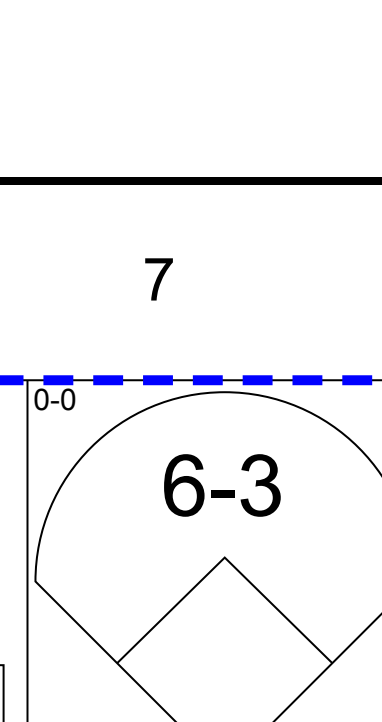
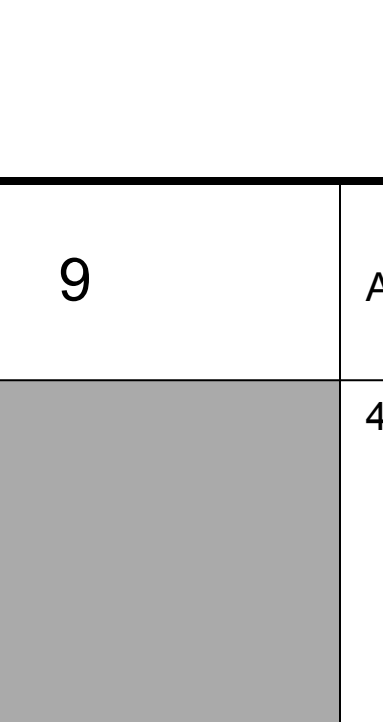
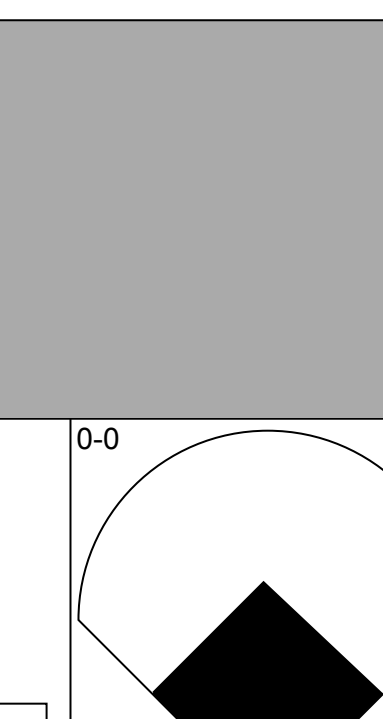
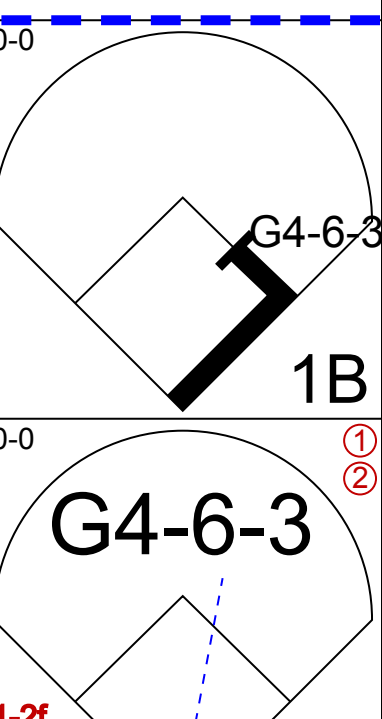
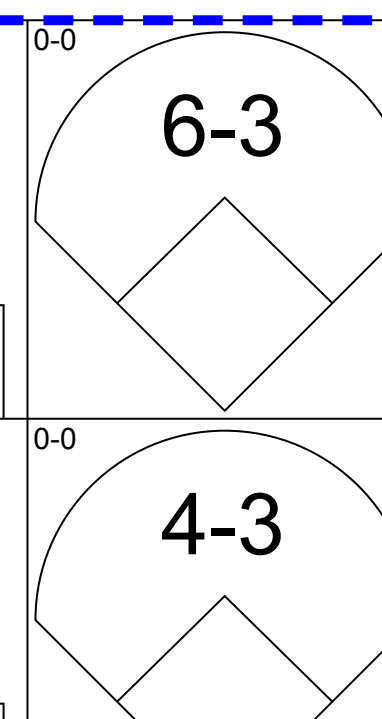



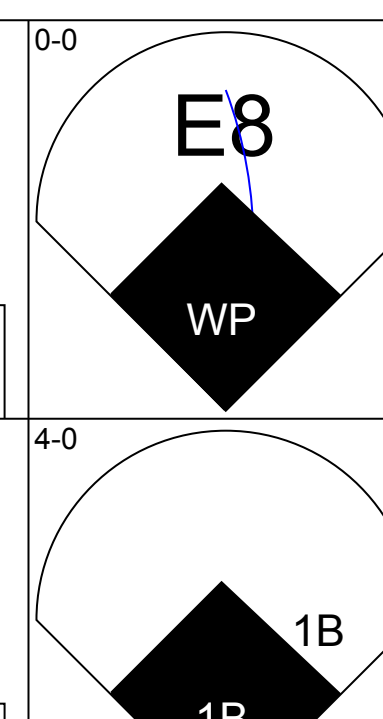
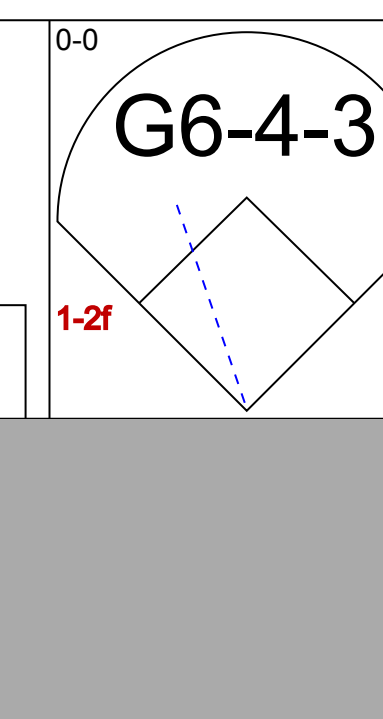
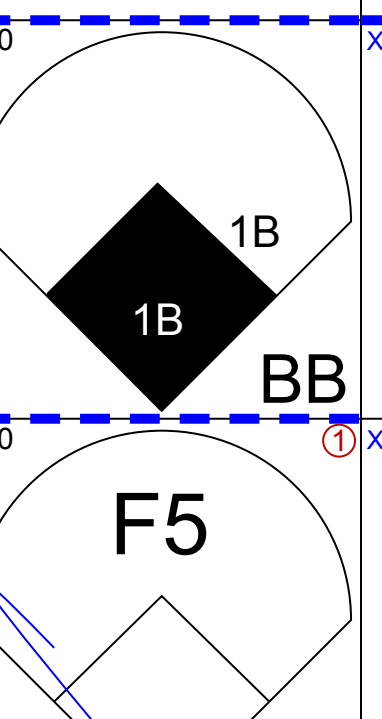
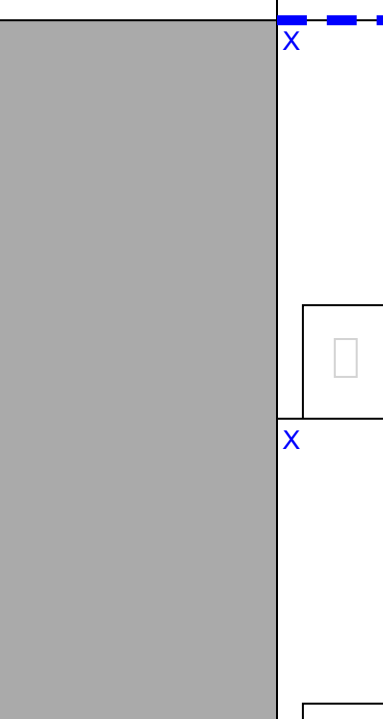

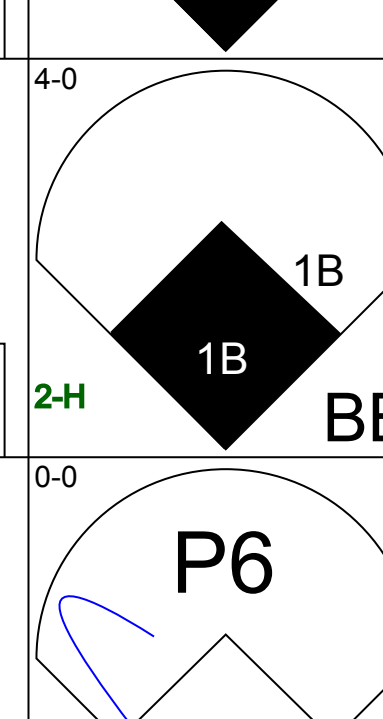
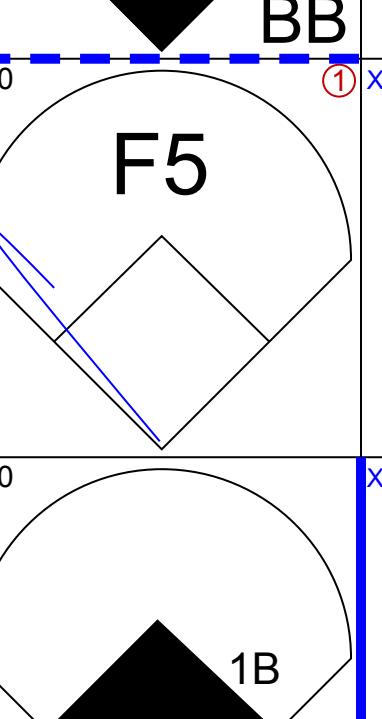
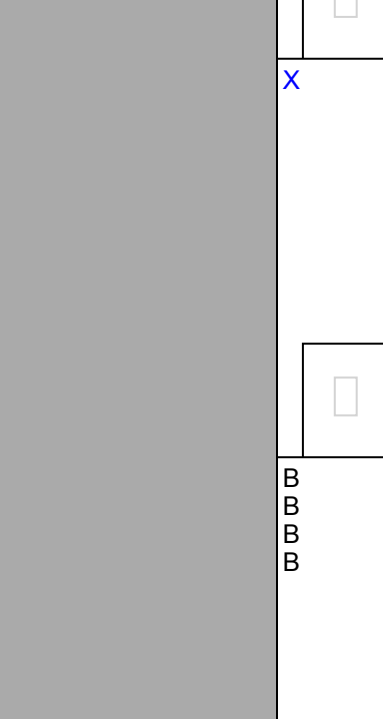

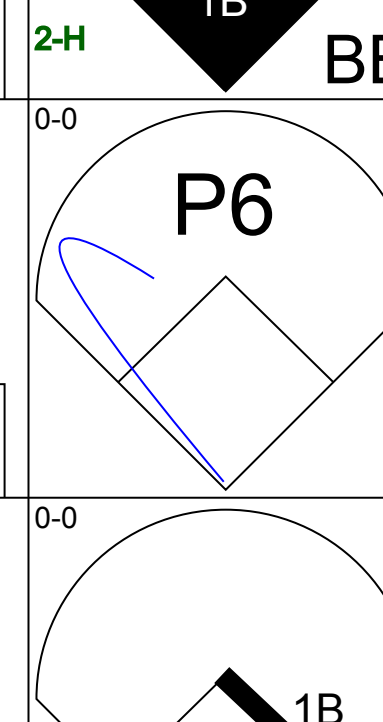
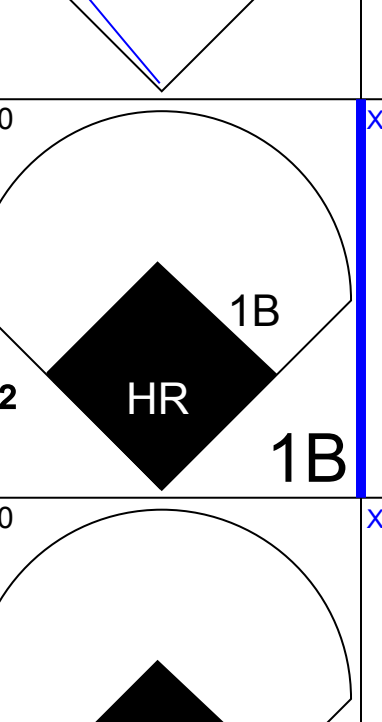
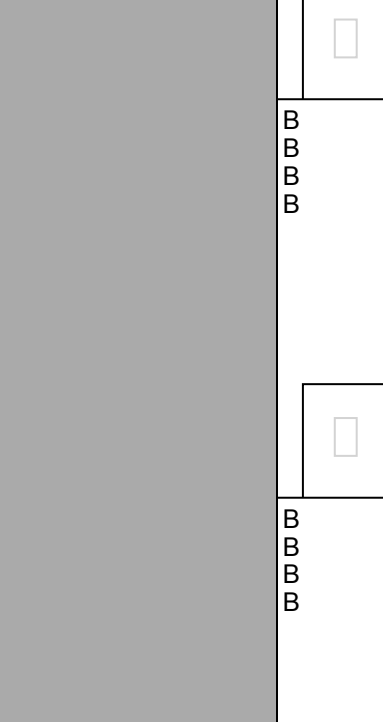

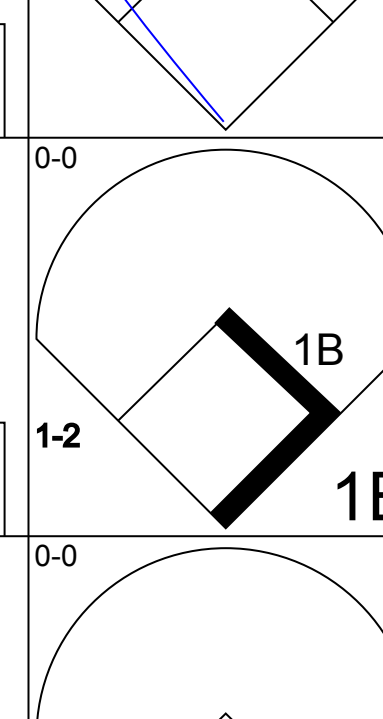
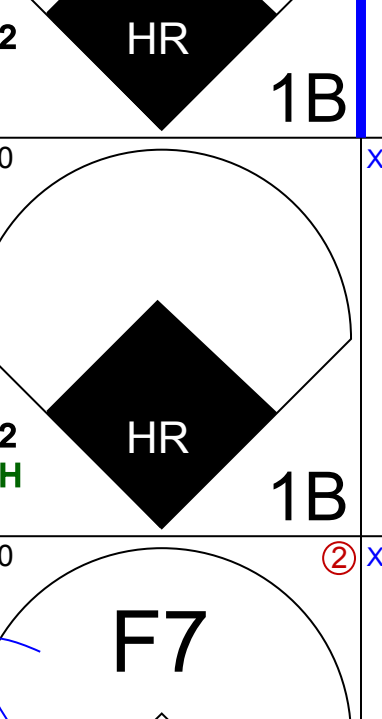
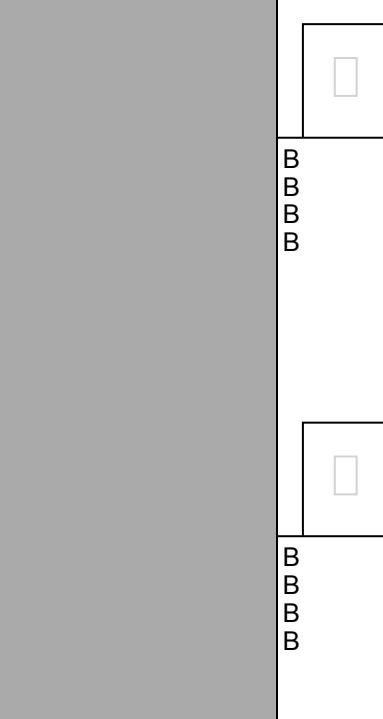

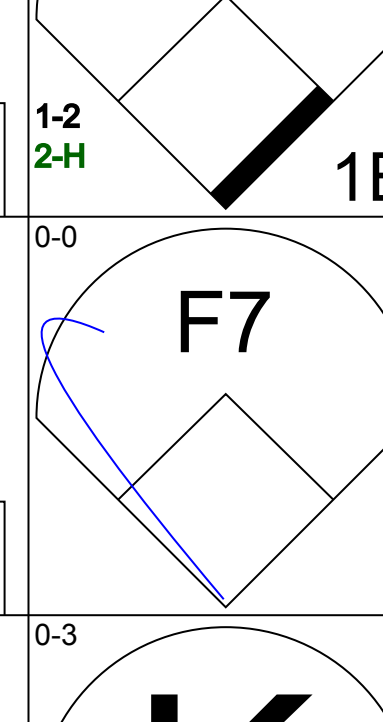
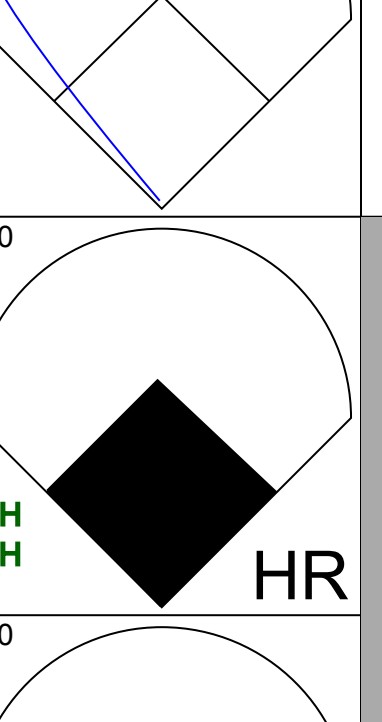
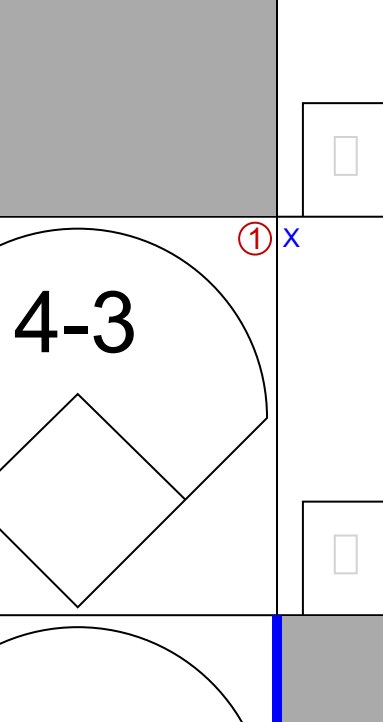

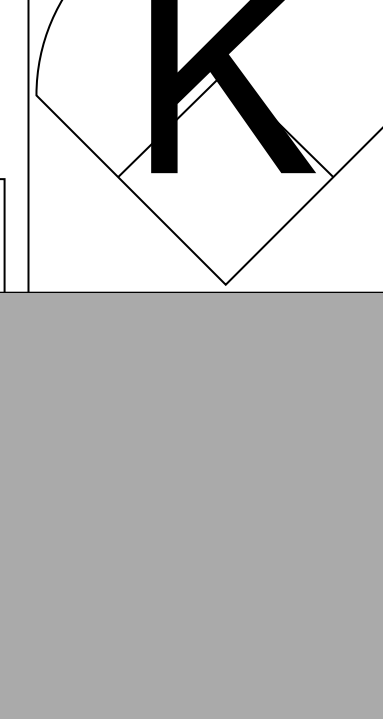
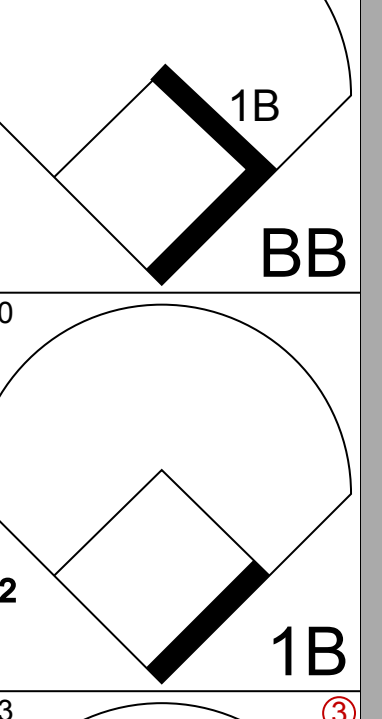
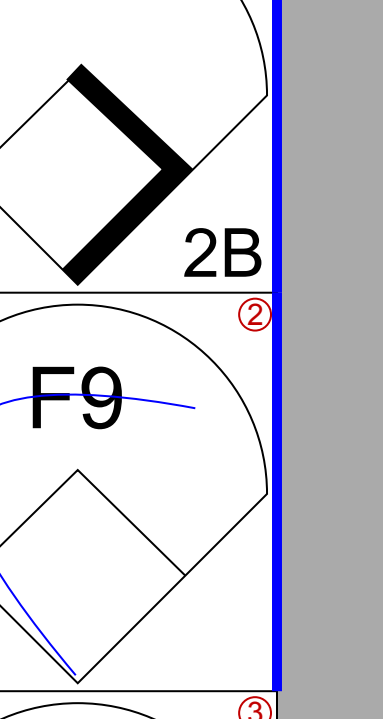
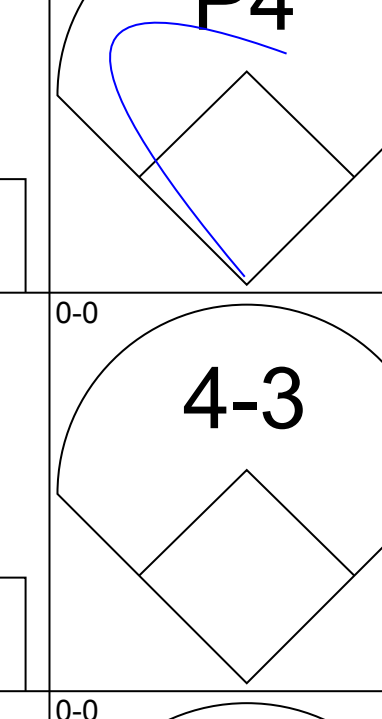
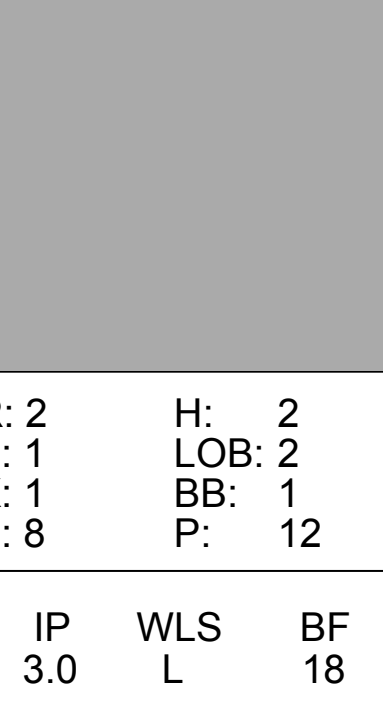
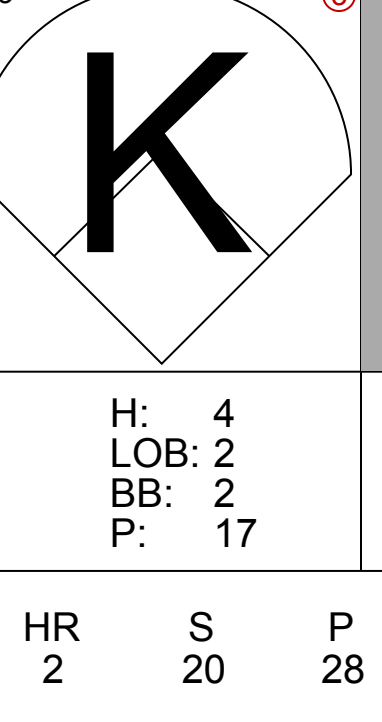
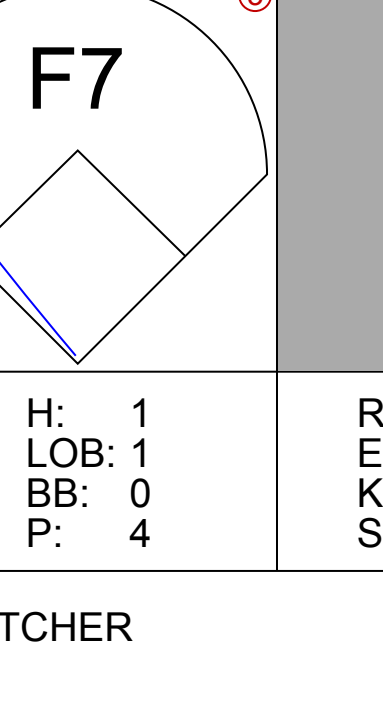
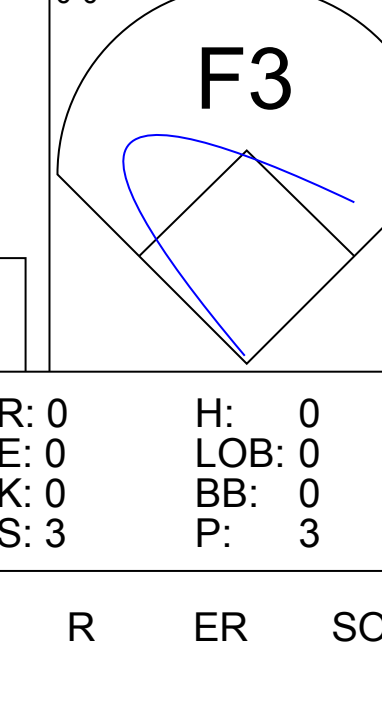
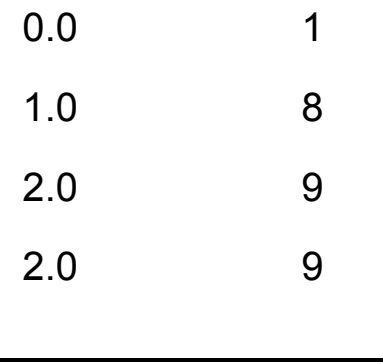



AB	35
R	6
H	12
RBI	6
BB	1
SO	3
LOB	13



Batter	1	2	3	4	5	6	7	8	9	AB	R	H	RBI	BB	SO	LOB	TOP					
Ron Davis, R OBP: 0.290, SLG: 0.307 (1, 8)										4	1	1	0	0	0	0	Houston Astros @ Atlanta Braves Atlanta Stadium, Atlanta, GA Fri Sep 02 1966, 7:05 PM EDT Att: 9,145 - Unknown					
Sonny Jackson, L OBP: 0.335, SLG: 0.329 (1, 6)										4	0	1	0	0	0	1						
Bob Aspromonte, R OBP: 0.296, SLG: 0.342 (1, 5)										4	0	0	0	0	0	2						
Joe Morgan, L OBP: 0.422, SLG: 0.417 (1, 4)										3	0	1	1	0	0	0						
Lee Maye, L OBP: 0.314, SLG: 0.421 (1, 7)										3	0	0	0	0	0	1						
Chuck Harrison, R OBP: 0.315, SLG: 0.375 (1, 3)										3	0	1	0	0	2	0						
John Bateman, R OBP: 0.305, SLG: 0.463 (1, 2)										3	0	0	0	0	2	1						
Dave Nicholson, R OBP: 0.353, SLG: 0.415 (1, 9)										3	0	0	0	0	2	1						
Chris Zachary, L OBP: 0.143, SLG: 0.333 Bill Heath, L OBP: 0.341, SLG: 0.333 (8, PH) Carroll Sembera, R OBP: 0.314, SLG: 0.421 (8, 1)										2	0	0	0	0	1	1						
Inning Stats	R: 1 E: 0 K: 0 S: 5	H: 2 LOB: 1 BB: 0 P: 5	R: 0 E: 0 K: 3 S: 9	H: 0 LOB: 0 BB: 0 P: 9	R: 0 E: 0 K: 1 S: 5	H: 0 LOB: 0 BB: 0 P: 5	R: 0 E: 0 K: 0 S: 3	H: 0 LOB: 0 BB: 0 P: 3	R: 0 E: 0 K: 2 S: 8	H: 1 LOB: 1 BB: 0 P: 8	R: 0 E: 0 K: 0 S: 3	H: 0 LOB: 0 BB: 0 P: 3	R: 0 E: 0 K: 1 S: 5	H: 0 LOB: 0 BB: 0 P: 5	R: 0 E: 0 K: 0 S: 3	H: 0 LOB: 0 BB: 0 P: 3	R: 0 E: 0 K: 0 S: 3	H: 1 LOB: 0 BB: 0 P: 3	1B: 3 2B: 1 3B: 0 HR: 0	SF: 0 SAC: 0 DP: 0 HBP: 0	WP: 0 PB: 0 SB: 1 CS: 1	PA: 30
PITCHER Pat Jarvis, R ERA: 2.42 (1, 1)	IP: 9.0 WLS: W BF: 30 H: 4 R: 1 ER: 1 SO: 7 BB: 0 IBB: 0 HBP: 0 BLK: 0 WP: 0 HR: 0 S: 44 P: 44 ERA: 1.00 WHIP: 0.444															PITCHER Pat Jarvis, R ERA: 2.42 (1, 1)	IP: 9.0 WLS: W BF: 30 H: 4 R: 1 ER: 1 SO: 7 BB: 0 IBB: 0 HBP: 0 BLK: 0 WP: 0 HR: 0 S: 44 P: 44 ERA: 1.00 WHIP: 0.444					

Batter	1	2	3	4	5	6	7	8	9	AB	R	H	RBI	BB	SO	LOB	BOTTOM			
Felipe Alou, R OBP: 0.362, SLG: 0.535 (1, 3)										4	1	1	0	0	0	2	Houston Astros @ Atlanta Braves Atlanta Stadium, Atlanta, GA Fri Sep 02 1966, 7:05 PM EDT Att: 9,145 - Unknown			
Eddie Mathews, L OBP: 0.337, SLG: 0.395 (1, 5)										3	0	1	0	1	1	0				
Hank Aaron, R OBP: 0.358, SLG: 0.532 (1, 9)										3	0	0	1	0	0	1				
Rico Carty, R OBP: 0.383, SLG: 0.452 (1, 7)										3	0	0	0	1	0	2				
Mack Jones, L OBP: 0.324, SLG: 0.446 (1, 8)										3	0	0	0	1	0	1				
Gene Oliver, R OBP: 0.257, SLG: 0.380 Joe Torre, R OBP: 0.374, SLG: 0.545 (8, 2)										3	1	1	0	0	1	1				
Denis Menke, R OBP: 0.354, SLG: 0.397 (1, 6)										2	0	2	1	1	0	0				
Woody Woodward, R OBP: 0.325, SLG: 0.320 (1, 4)										2	0	0	0	1	0	1				
Pat Jarvis, R (1, 1)										2	0	0	0	1	0	0				
Inning Stats	R: 0 E: 0 K: 0 S: 3	H: 0 LOB: 1 BB: 1 P: 7	R: 0 E: 0 K: 1 S: 4	H: 1 LOB: 0 BB: 1 P: 8	R: 0 E: 0 K: 1 S: 5	H: 0 LOB: 0 BB: 0 P: 5	R: 0 E: 0 K: 1 S: 5	H: 0 LOB: 0 BB: 0 P: 5	R: 0 E: 0 K: 0 S: 3	H: 0 LOB: 1 BB: 1 P: 7	R: 1 E: 0 K: 0 S: 5	H: 2 LOB: 1 BB: 0 P: 5	R: 1 E: 0 K: 0 S: 5	H: 2 LOB: 2 BB: 1 P: 9	R: 0 E: 0 K: 0 S: 3	H: 0 LOB: 1 BB: 1 P: 7	1B: 4 2B: 1 3B: 0 HR: 0	SF: 1 SAC: 1 DP: 0 HBP: 0	WP: 0 PB: 0 SB: 0 CS: 2	PA: 33
PITCHER Chris Zachary, R ERA: 4.88 Carroll Sembera, R ERA: 2.81 (8, 1)	IP: 7.0 WLS: L BF: 28 H: 5 R: 2 ER: 2 SO: 3 BB: 3 IBB: 1 HBP: 0 BLK: 0 WP: 0 HR: 0 S: 30 P: 46 ERA: 2.57 WHIP: 1.143															PITCHER Chris Zachary, R ERA: 4.88 Carroll Sembera, R ERA: 2.81 (8, 1)	IP: 7.0 WLS: L BF: 28 H: 5 R: 2 ER: 2 SO: 3 BB: 3 IBB: 1 HBP: 0 BLK: 0 WP: 0 HR: 0 S: 30 P: 46 ERA: 2.57 WHIP: 1.143			

Batter	1	2	3	4	5	6	7	8	9	AB	R	H	RBI	BB	SO	LOB	TOP							
Ron Davis, R OBP: 0.302, SLG: 0.314 (1, 8)										4	1	2	0	1	1	0	Houston Astros @ Atlanta Braves Atlanta Stadium, Atlanta, GA Sat Sep 03 1966, 7:05 PM EDT Cloudy - 87 F							
Ron Brand, R OBP: 0.311, SLG: 0.269 (1, 4)										5	0	2	1	0	0	4								
Bob Aspromonte, R OBP: 0.294, SLG: 0.340 (5, 1)										3	0	0	0	0	1	3								
Ron Taylor, R OBP: 0.200, SLG: 0.300 (7, FH)										0	0	0	0	0	0	0								
Felix Mantilla, R OBP: 0.276, SLG: 0.348 (7, 1)										0	0	0	1	0	0	0								
Frank Carpin, L (7, 1)										0	0	0	0	0	0	0								
Joe Morgan, L OBP: 0.421, SLG: 0.416 (9, PH)										1	0	0	0	0	0	1								
Chuck Harrison, R OBP: 0.311, SLG: 0.369 (1, 3)										5	0	0	0	0	0	3								
John Bateman, R OBP: 0.307, SLG: 0.466 (1, 2)										4	0	2	0	0	1	0								
Dave Nicholson, R OBP: 0.353, SLG: 0.412 (8, PH)										2	0	0	0	1	2	1								
Norm Miller, L (8, 9)										1	0	0	0	0	0	1								
Lee Maye, L OBP: 0.319, SLG: 0.424 (1, 7)										3	0	2	0	1	0	1								
Bob Lillis, R OBP: 0.269, SLG: 0.278 (1, 6)										4	0	1	0	0	0	5								
Dave Giusti, R OBP: 0.262, SLG: 0.344 (4, 1)										1	0	1	0	0	0	0								
Jim Ray, R (4, 1)										0	0	0	0	0	0	0								
Carroll Sembera, R (5, PH)										0	0	0	0	0	0	0								
Gene Freese, R OBP: 0.260, SLG: 0.265 (5, 5)										3	1	0	0	0	1	3								
Inning Stats	R: 0 E: 0 K: 1 S: 6	H: 1 LOB: 1 BB: 0 P: 6	R: 0 E: 0 K: 1 S: 6	H: 1 LOB: 1 BB: 0 P: 6	R: 0 E: 0 K: 0 S: 4	H: 2 LOB: 1 BB: 0 P: 4	R: 0 E: 0 K: 1 S: 6	H: 1 LOB: 2 BB: 1 P: 10	R: 0 E: 0 K: 2 S: 7	H: 0 LOB: 1 BB: 1 P: 11	R: 0 E: 0 K: 1 S: 5	H: 0 LOB: 1 BB: 1 P: 9	R: 2 E: 0 K: 0 S: 6	H: 3 LOB: 1 BB: 0 P: 6	R: 0 E: 0 K: 0 S: 5	H: 2 LOB: 2 BB: 0 P: 5	R: 0 E: 1 K: 0 S: 4	H: 0 LOB: 1 BB: 0 P: 4	1B: 9 2B: 1 3B: 0 HR: 0	SF: 1 SAC: 0 DP: 1 HBP: 0	WP: 0 PB: 0 SB: 1 CS: 0	PA: 40		
PITCHER	IP WLS BF H R ER SO BB IBB HBP BLK WP HR S P ERA WHIP																							
Charlie Vaughan, L ERA: 2.57 (1, 1)	7.0 W 31	8 2 2 6	3 0 0 0	0 0 0 0	0 0 0 0	0 0 0 0	0 0 40 52	2.57 1.571																
Jay Ritchie, R ERA: 1.89 (8, 1)	2.0 S 9	2 0 0 0	0 0 0 0	0 0 0 0	0 0 0 0	0 0 9 9	0.00 1.000																	

Batter	1	2	3	4	5	6	7	8	9	AB	R	H	RBI	BB	SO	LOB	BOTTOM						
Felipe Alou, R OBP: 0.363, SLG: 0.533 (1, 3)										4	2	1	0	1	0	1	Houston Astros @ Atlanta Braves Atlanta Stadium, Atlanta, GA Sat Sep 03 1966, 7:05 PM EDT Cloudy - 87 F						
Eddie Mathews, L OBP: 0.337, SLG: 0.402 (1, 5)										4	2	1	1	1	0	2							
Jay Ritchie, R (8, 1)										0	0	0	0	0	0	0							
Hank Aaron, R OBP: 0.360, SLG: 0.532 (1, 9)										3	2	2	0	0	0	1							
Gary Geiger, L OBP: 0.361, SLG: 0.446 (5, 9)										1	1	1	0	1	0	0							
Joe Torre, R OBP: 0.378, SLG: 0.547 (1, 2)										4	1	3	1	1	1	1							
Rico Carty, R OBP: 0.388, SLG: 0.455 (1, 7)										4	1	3	3	1	0	2							
Mack Jones, L OBP: 0.325, SLG: 0.453 (1, 8)										4	2	1	3	1	0	5							
Denis Menke, R OBP: 0.357, SLG: 0.410 (1, 6)										3	1	2	3	1	1	2							
Woody Woodward, R OBP: 0.324, SLG: 0.319 (7, 6)										1	0	0	0	0	0	0							
Frank Bolling, R OBP: 0.250, SLG: 0.263 (1, 4)										4	0	1	0	0	0	1							
Lee Bales, S OBP: 0.100, SLG: 0.100 (7, 4)										1	0	0	0	0	0	0							
Charlie Vaughan, R OBP: 0.250, SLG: 0.250 (1, 1)										4	0	1	0	0	1	3							
Miguel de la Hoz, R OBP: 0.250, SLG: 0.244 (8, 5)										1	0	0	0	0	0	0							
Inning Stats	R: 2 E: 1 K: 1 S: 8	H: 2 LOB: 2 BB: 1 P: 12	R: 0 E: 0 K: 0 S: 3	H: 1 LOB: 0 BB: 0 P: 3	R: 5 E: 0 K: 1 S: 9	H: 4 LOB: 0 BB: 1 P: 13	R: 4 E: 0 K: 1 S: 9	H: 4 LOB: 2 BB: 2 P: 17	R: 1 E: 0 K: 0 S: 5	H: 4 LOB: 2 BB: 0 P: 5	R: 0 E: 0 K: 0 S: 4	H: 1 LOB: 0 BB: 0 P: 4	R: 0 E: 0 K: 0 S: 3	H: 0 LOB: 3 BB: 3 P: 15	R: 0 E: 0 K: 0 S: 3	H: 0 LOB: 0 BB: 0 P: 3	1B: 12 2B: 1 3B: 0 HR: 3	SF: 0 SAC: 0 DP: 2 HBP: 0	WP: 1 PB: 0 SB: 1 CS: 0	PA: 45			
PITCHER	IP WLS BF H R ER SO BB IBB HBP BLK WP HR S P ERA WHIP																						
Dave Giusti, R ERA: 4.04 (1, 1)	3.0 L 18	7 7 6 2	2 0 0 0	0 0 0 0	0 0 0 0	0 0 0 4	∞ ∞																
Jim Ray, R ERA: (4, 1)	0.0	1 0 1 1 0	1 0 0 0	0 0 0 0	0 0 0 0	0 0 0 4	∞ ∞																
Carroll Sembera, R ERA: 3.71 (4, 1)	1.0	8 4 3 3 1	1 0 0 0	0 0 0 0	0 0 1 9	13 27.00 5.000																	
Ron Taylor, R ERA: 5.65 (5, 1)	2.0	9 5 1 1 0	0 0 0 0	0 0 0 0	0 0 9 9	4.50 2.500																	
Frank Carpin, L ERA: 7.5 (7, 1)	2.0	9 0 0 0 0	0 0 0 0	3 0 0 0	0 0 6 18	0.00 1.500																	

Batter	1	2	3	4	5	6	7	8	9	AB	R	H	RBI	BB	SO	LOB	TOP								
Ron Davis, R OBP: 0.306, SLG: 0.341 (1, 8)	F3		L3		HR		CS		L8	5	1	2	1	0	0	2									
Sonny Jackson, L OBP: 0.332, SLG: 0.326 (1, 6)	1-3		F9		F7		CS	1-3	1-3	5	0	0	0	0	0	2									
Norm Miller, L OBP: 0.200, SLG: 0.200 (1, 9)	F7		L8		1-3			G3	BB	4	0	1	0	0	0	0									
Joe Morgan, L OBP: 0.424, SLG: 0.418 (1, 4)		2B	1B		L3		L8		1B	3	1	2	0	1	0	0									
Lee Maye, L OBP: 0.319, SLG: 0.425 (1, 7)		1B	G3		L3		F7		G3	4	1	1	0	0	0	3									
Chuck Harrison, R OBP: 0.315, SLG: 0.377 (1, 3)			G3		2B		PB		6-3	4	1	3	1	0	0	2									
Bill Heath, L OBP: 0.337, SLG: 0.341 (1, 2)			2-3		1B		G3		F7	4	0	1	2	0	0	2									
Gene Freese, R OBP: 0.255, SLG: 0.259 (9, PH)			F7		L8		F7		1B	3	0	0	0	0	0	2									
Rusty Staub, L OBP: 0.352, SLG: 0.432 (9, PH)									1B	1	0	1	0	0	0	0									
Nate Colbert, R OBP: 0.262, SLG: 0.344 (9, PH)									1B	0	0	0	0	0	0	0									
Mike Cuellar, L OBP: 0.131, SLG: 0.119 (1, 1)			K				K		1B	3	0	0	0	0	3	1									
John Bateman, R OBP: 0.309, SLG: 0.467 (9, PH)									1B	1	0	1	0	0	0	0									
Dave Giusti, R OBP: 0.262, SLG: 0.344 (9, PH)									1B	0	0	0	0	0	0	0									
Inning Stats	R: 0 E: 0 K: 0 S: 3	H: 0 LOB: 0 BB: 0 P: 3	R: 2 E: 0 K: 1 S: 8	H: 3 LOB: 1 BB: 0 P: 8	R: 0 E: 0 K: 0 S: 3	H: 0 LOB: 0 BB: 0 P: 3	R: 1 E: 0 K: 0 S: 5	H: 3 LOB: 1 BB: 0 P: 5	R: 1 E: 0 K: 1 S: 6	H: 1 LOB: 0 BB: 0 P: 6	R: 0 E: 0 K: 0 S: 4	H: 1 LOB: 1 BB: 0 P: 4	R: 0 E: 0 K: 1 S: 5	H: 1 LOB: 0 BB: 0 P: 5	R: 0 E: 0 K: 0 S: 4	H: 1 LOB: 2 BB: 1 P: 8	R: 0 E: 0 K: 0 S: 5	H: 2 LOB: 2 BB: 0 P: 5	1B: 8 2B: 4 3B: 0 HR: 1	SF: 0 SAC: 0 DP: 1 HBP: 0	WP: 0 PB: 1 SB: 0 CS: 1	PA: 39			
PITCHER	IP	WLS	BF	H	R	ER	SO	BB	IBB	HBP	BLK	WP	HR	S	P	ERA	WHIP								
Ken Johnson, R ERA: 3.38 (1, 1)	7.0	W	28	9	4	4	3	0	0	0	0	0	1	34	34	5.14	1.286								
Phil Niekro, R ERA: 3.43 (8, 1)	1.1		8	3	0	0	0	1	0	0	0	0	0	7	11	0.00	3.000								
Clay Carroll, R ERA: 2.32 (9, 1)	0.2	S	2	0	0	0	0	0	0	0	0	0	0	2	2	0.00	0.000								

Houston Astros @ Atlanta Braves
Atlanta Stadium, Atlanta, GA
Sat Sep 03 1966, 7:05 PM EDT
Att: 19,908 - Unknown

AB	37
R	4
H	12
RBI	4
BB	1
SO	3
LOB	14



Batter	1	2	3	4	5	6	7	8	9	AB	R	H	RBI	BB	SO	LOB	BOTTOM								
Felipe Alou, R OBP: 0.365, SLG: 0.535 (1, 3)	5-3		WP		E		WP			3	2	2	1	1	0	0									
Ty Cline, L OBP: 0.375, SLG: 0.375 (1, 8)	F5		K		L5		1B			4	0	1	1	0	1	3									
Hank Aaron, R OBP: 0.359, SLG: 0.529 (1, 9)	P3		E		L6		P5			3	1	0	0	1	0	3									
Joe Torre, R OBP: 0.379, SLG: 0.546 (1, 2)		6-3	E		F8		E			4	1	2	1	0	0	0									
Rico Carty, R OBP: 0.384, SLG: 0.451 (1, 7)		6-3	E4		G3		E3			4	0	0	0	0	0	2									
Miguel de la Hoz, R OBP: 0.240, SLG: 0.244 (1, 5)	F3		1B		1-3		FC6-4			4	0	1	1	0	0	2									
Denis Menke, R OBP: 0.357, SLG: 0.408 (1, 6)			P6		E		K		F9	4	0	1	0	0	1	0									
Woody Woodward, R OBP: 0.324, SLG: 0.318 (1, 4)			E5		F9		G6-3		P3	4	1	1	0	0	0	1									
Ken Johnson, R OBP: 0.138, SLG: 0.211 (1, 1)			2B		SH1-4		G6-3		5-3	2	1	1	0	0	0	1									
Phil Niekro, R OBP: 0.074, SLG: 0.074 (8, 1)			WP		1-2					1	0	0	0	0	0	0									
Clay Carroll, R OBP: 0.074, SLG: 0.074 (9, 1)										0	0	0	0	0	0	0									
Inning Stats	R: 0 E: 0 K: 0 S: 3	H: 0 LOB: 0 BB: 0 P: 3	R: 5 E: 2 K: 1 S: 10	H: 4 LOB: 2 BB: 1 P: 14	R: 0 E: 1 K: 0 S: 5	H: 1 LOB: 3 BB: 1 P: 9	R: 0 E: 0 K: 0 S: 3	H: 0 LOB: 0 BB: 0 P: 3	R: 0 E: 0 K: 1 S: 5	H: 1 LOB: 0 BB: 0 P: 5	R: 1 E: 1 K: 0 S: 6	H: 3 LOB: 2 BB: 0 P: 6	R: 0 E: 0 K: 0 S: 3	H: 0 LOB: 0 BB: 0 P: 3	R: 0 E: 0 K: 0 S: 3	H: 0 LOB: 0 BB: 0 P: 3	1B: 8 2B: 1 3B: 0 HR: 0	SF: 0 SAC: 1 DP: 1 HBP: 0	WP: 2 PB: 0 SB: 0 CS: 0	PA: 36					
PITCHER	IP	WLS	BF	H	R	ER	SO	BB	IBB	HBP	BLK	WP	HR	S	P	ERA	WHIP								
Mike Cuellar, L ERA: 2.19 (1, 1)	8.0	L	36	9	6	1	2	1	1	0	0	2	0	38	46	1.12	1.250								

Houston Astros @ Atlanta Braves
Atlanta Stadium, Atlanta, GA
Sat Sep 03 1966, 7:05 PM EDT
Att: 19,908 - Unknown


AB	33
R	6
H	9
RBI	4
BB	2
SO	2
LOB	12




Batter	1	2	3	4	5	6	7	8	9	AB	R	H	RBI	BB	SO	LOB	TOP			
Ron Davis, R (1, 8) OBP: 0.297, SLG: 0.331	F8		K2-3		K			K		4	0	0	0	0	3	1	Houston Astros @ Atlanta Braves Atlanta Stadium, Atlanta, GA Sun Sep 04 1966, 3:33 AM EDT Att: 11,799 - Cloudy - 85 F			
Sonny Jackson, L (1, 6) OBP: 0.331, SLG: 0.326	4-3		3-1			F8				4	0	1	0	0	0	0				
Bob Lillis, R (8, 6) OBP: 0.269, SLG: 0.278								1B		0	0	0	0	0	0	0				
Norm Miller, L (1, 9) OBP: 0.111, SLG: 0.111	F7			K		F8		P6		4	0	0	0	0	1	1				
Joe Morgan, L (1, 4) OBP: 0.425, SLG: 0.415		1B WP BB		4-3					L3	2	0	0	0	2	0	0				
Lee Maye, L (1, 7) OBP: 0.321, SLG: 0.425	F9					3-1				4	0	2	0	0	0	2				
Chuck Harrison, R (1, 3) OBP: 0.315, SLG: 0.375									1B											
Bill Heath, L (1, 2) OBP: 0.333, SLG: 0.337									1B	4	0	1	0	0	0	2				
Bob Aspromonte, R (1, 5) OBP: 0.292, SLG: 0.338										4	0	1	0	0	1	2				
John Bateman, R (9, PH) OBP: 0.308, SLG: 0.466	L5									3	0	0	0	0	1	2				
Bob Bruce, R (1, 1) OBP: 0.111, SLG: 0.086										1	0	0	0	0	0	0				
Rusty Staub, L (8, PH) OBP: 0.351, SLG: 0.432										1	0	0	0	0	1	0				
Claude Raymond, R (8, 1) OBP: 0.111, SLG: 0.111			F3					K		0	0	0	0	0	0	0				
Inning Stats	R: 0 E: 0 K: 0 S: 3	H: 0 LOB: 0 BB: 0 P: 3	R: 0 E: 0 K: 0 S: 4	H: 1 LOB: 2 BB: 1 P: 8	R: 0 E: 0 K: 1 S: 5	H: 0 LOB: 0 BB: 0 P: 5	R: 0 E: 0 K: 1 S: 6	H: 1 LOB: 1 BB: 0 P: 6	R: 0 E: 0 K: 0 S: 3	H: 0 LOB: 1 BB: 1 P: 7	R: 0 E: 0 K: 2 S: 7	H: 0 LOB: 0 BB: 0 P: 7	R: 0 E: 0 K: 2 S: 8	H: 1 LOB: 1 BB: 0 P: 8	R: 0 E: 0 K: 0 S: 5	H: 2 LOB: 2 BB: 0 P: 5	1B: 6 2B: 0 3B: 0 HR: 0	SF: 0 SAC: 0 DP: 0 HBP: 0	WP: 1 PB: 0 SB: 0 CS: 0	PA: 35
PITCHER	IP WLS BF H R ER SO BB IBB HBP BLK WP HR S P ERA WHIP																			
Don Schwalt, R (1, 1) ERA: 3.71	5.0 W 19 3 0 0 3 1 0 0 0 0 1 0 24 28 0.00 0.800																			
Jay Ritchie, R (6, 1) ERA: 1.57	4.0 S 16 3 0 0 4 1 0 0 0 0 0 0 23 27 0.00 1.000																			

Batter	1	2	3	4	5	6	7	8	9	AB	R	H	RBI	BB	SO	LOB	BOTTOM			
Felipe Alou, R (1, 3) OBP: 0.363, SLG: 0.531	6-3		L4		F7		P4			4	0	0	0	0	0	1	Houston Astros @ Atlanta Braves Atlanta Stadium, Atlanta, GA Sun Sep 04 1966, 3:33 AM EDT Att: 11,799 - Cloudy - 85 F			
Eddie Mathews, L (1, 5) OBP: 0.336, SLG: 0.408			F9		G3			F2		4	1	1	1	0	0	0				
Hank Aaron, R (1, 9) OBP: 0.360, SLG: 0.529										4	0	2	0	0	0	0				
Joe Torre, R (1, 2) OBP: 0.376, SLG: 0.542										4	0	0	0	0	1	1				
Rico Carty, R (1, 7) OBP: 0.384, SLG: 0.452										3	0	1	0	0	0	0				
Mack Jones, L (1, 8) OBP: 0.326, SLG: 0.452										3	0	1	0	0	0	1				
Denis Menke, R (1, 6) OBP: 0.359, SLG: 0.408										2	0	1	0	1	0	1				
Woody Woodward, R (1, 4) OBP: 0.329, SLG: 0.329										3	1	3	0	0	0	0				
Don Schwalt, R (1, 1) OBP: 0.111, SLG: 0.059										1	0	0	0	0	0	3				
Gary Geiger, L (5, PH) OBP: 0.359, SLG: 0.443										1	0	0	0	0	0	0				
Jay Ritchie, R (6, 1) OBP: 0.500, SLG: 0.500										1	0	1	1	0	0	0				
Inning Stats	R: 1 E: 0 K: 0 S: 4	H: 1 LOB: 0 BB: 0 P: 4	R: 0 E: 0 K: 0 S: 4	H: 2 LOB: 2 BB: 1 P: 8	R: 0 E: 0 K: 0 S: 4	H: 1 LOB: 1 BB: 0 P: 4	R: 0 E: 0 K: 0 S: 4	H: 2 LOB: 2 BB: 0 P: 4	R: 0 E: 0 K: 0 S: 3	H: 0 LOB: 0 BB: 0 P: 3	R: 0 E: 0 K: 0 S: 3	H: 0 LOB: 0 BB: 0 P: 3	R: 1 E: 0 K: 0 S: 5	H: 3 LOB: 1 BB: 0 P: 5	R: 0 E: 0 K: 1 S: 5	H: 1 LOB: 0 BB: 0 P: 5	1B: 7 2B: 1 3B: 1 HR: 1	SF: 0 SAC: 0 DP: 2 HBP: 0	WP: 0 PB: 0 SB: 0 CS: 0	PA: 31
PITCHER	IP WLS BF H R ER SO BB IBB HBP BLK WP HR S P ERA WHIP																			
Bob Bruce, R (1, 1) ERA: 5.45	7.0 L 28 9 2 2 0 1 0 0 0 0 0 0 1 27 31 2.57 1.429																			
Claude Raymond, R (8, 1) ERA: 3.16	1.0 3 1 0 0 1 0 0 0 0 0 0 0 5 5 0.00 1.000																			

AB 33
R 0
H 6
RBI 0
BB 2
SO 7
LOB 12



AB 30
R 2
H 10
RBI 2
BB 1
SO 1
LOB 7



livebaseballscores.com

livebaseballscores.com

Batter	1	2	3	4	5	6	7	8	9	AB	R	H	RBI	BB	SO	LOB	TOP										
Felipe Alou, R OBP: 0.363, SLG: 0.532 (1, 3)	0-0 1B	0-0 9-2			0-0 1-3	0-0 3B		0-0 6-3		5	0	2	2	0	0	2	Atlanta Braves @ Pittsburgh Pirates Forbes Field, Pittsburgh, PA Mon Sep 05 1966, 3:38 AM EDT Att: 30,747 - Unknown										
Eddie Mathews, L OBP: 0.359, SLG: 0.418 (1, 5)	0-0 4-3		0-0 P3		0-0 HR	0-0 BB		0-0 F6		4	1	1	0	1	0	0											
Hank Aaron, R OBP: 0.359, SLG: 0.532 (1, 9)	0-3 K		0-0 6-3		0-0 HR	0-3 K		0-0 1B BB		4	1	1	2	1	2	2											
Rico Carty, R OBP: 0.383, SLG: 0.450 (1, 7)		0-0 G3 HR 1B	0-0 1B		0-3 K			0-0 F8		5	1	3	0	0	1	1											
Gary Geiger, L OBP: 0.367, SLG: 0.444 (1, 8)		0-0 G3 HR BB	0-0 1B		0-0 F8			0-0 F8		4	1	2	0	1	0	1											
Gene Oliver, R OBP: 0.254, SLG: 0.372 (1, 2)		0-0 G3	0-0 F8		0-0 E7 1B 3B			0-0 F8		5	1	0	0	0	0	7											
Denis Menke, R OBP: 0.357, SLG: 0.413 (1, 6)		0-0 HR			0-0 F6	0-3 K		0-3 K		4	1	1	3	0	2	2											
Woody Woodward, R OBP: 0.329, SLG: 0.329 (1, 4)		0-0 1B 9-2 1B			0-3 K			0-3 K		4	1	2	0	0	2	0											
Tony Cloninger, R OBP: 0.277, SLG: 0.454 (1, 1)		0-0 1-3 1B			0-0 P3	0-3 K		0-0 1-3		4	0	1	0	0	1	2											
Inning Stats	R: 0 E: 0 K: 1 S: 5	H: 1 LOB: 0 BB: 0 P: 5	R: 3 E: 0 K: 0 S: 6	H: 4 LOB: 1 BB: 1 P: 10	R: 0 E: 0 K: 0 S: 5	H: 2 LOB: 2 BB: 0 P: 5	R: 0 E: 0 K: 1 S: 5	H: 0 LOB: 0 BB: 0 P: 5	R: 2 E: 0 K: 3 S: 12	H: 2 LOB: 2 BB: 1 P: 16	R: 0 E: 0 K: 1 S: 6	H: 1 LOB: 1 BB: 0 P: 6	R: 0 E: 0 K: 1 S: 5	H: 0 LOB: 2 BB: 1 P: 8	R: 0 E: 0 K: 0 S: 4	H: 1 LOB: 2 BB: 1 P: 8	1B: 9 2B: 2 3B: 1 HR: 2	SF: 0 SAC: 0 DP: 1 HBP: 0	WP: 0 PB: 0 SB: 0 CS: 0	PA: 42							
PITCHER	IP	WLS	BF	H	R	ER	SO	BB	IBB	HBP	BLK	WP	HR	S	P	ERA	WHIP										
Steve Blass, R ERA: 3.71 (1, 1)	2.2	L	14	7	3	3	1	1	0	0	0	0	1	15	19	10.12	3.000										
Don Cardwell, R ERA: 4.4 (3, 1)	2.1		9	2	2	2	2	0	0	0	0	0	1	13	13	7.71	0.857										
Al McBean, R ERA: 3.12 (6, 1)	4.0		19	4	2	0	5	2	0	0	0	0	0	27	35	0.00	1.500										

AB	39
R	7
H	13
RBI	7
BB	3
SO	8
LOB	17



Batter	1	2	3	4	5	6	7	8	9	AB	R	H	RBI	BB	SO	LOB	BOTTOM										
Matty Alou, L OBP: 0.379, SLG: 0.436 (1, 8)	0-0 PB SF9 1B		0-0 P3		0-0 FC6-4			0-0 F4	0-0 1B 2B	5	2	2	2	0	0	1	Atlanta Braves @ Pittsburgh Pirates Forbes Field, Pittsburgh, PA Mon Sep 05 1966, 3:38 AM EDT Att: 30,747 - Unknown										
Gene Alley, R OBP: 0.337, SLG: 0.428 (1, 6)	0-3 K		0-0 4-3 2B		0-0 5-3			0-0 F8	0-0 1B	5	0	2	1	0	1	2											
Roberto Clemente, R OBP: 0.396, SLG: 0.539 (8, PR) Manny Mota, R OBP: 0.398, SLG: 0.512 (9, 9)	0-0 SF9		0-0 4-3		0-0 6-3			0-0 6-3	0-0 4-3	3	0	1	1	0	0	1											
Willie Stargell, L OBP: 0.383, SLG: 0.581 (1, 7)	0-0 4-3		0-0 F9		0-0 F7			0-0 4-3		4	0	0	0	0	0	2											
Don Clendenon, R OBP: 0.363, SLG: 0.505 Andre Rodgers, R OBP: 0.320, SLG: 0.238 (8, 3)		0-3 K			0-0 1-3			0-0 BB	0-0 6-3	2	0	0	0	1	1	0											
Bill Mazerowski, R OBP: 0.299, SLG: 0.411 (1, 4)		0-0 5-3			0-3 K			0-0 F4	0-0 1B 2B	4	1	1	0	0	1	1											
Bob Bailey, R OBP: 0.370, SLG: 0.458 (1, 5)		0-0 BB BB			0-3 K			0-0 1-3	0-0 WP 1B 2B 1B	3	1	1	1	1	1	0											
Jim Pagliaroni, R OBP: 0.343, SLG: 0.404 Jerry May, R OBP: 0.286, SLG: 0.370 (9, PR)		0-0 BB BB			0-0 FC6-4 BB			0-0 F9	0-0 WP 2B 1B	2	0	1	0	2	0	0											
Steve Blass, R OBP: 0.220, SLG: 0.240 Don Cardwell, R OBP: 0.161, SLG: 0.138 Gene Michael, S OBP: 0.167, SLG: 0.300 Al McBean, R OBP: 0.100, SLG: 0.100 Jerry Lynch, L OBP: 0.289, SLG: 0.306 (9, PH)		0-0 P3			0-3 K			0-3 K	0-3 K	1	0	0	0	0	0	2											
Inning Stats	R: 1 E: 0 K: 1 S: 6	H: 1 LOB: 0 BB: 0 P: 6	R: 0 E: 0 K: 1 S: 5	H: 0 LOB: 2 BB: 2 P: 13	R: 0 E: 0 K: 2 S: 7	H: 0 LOB: 0 BB: 0 P: 7	R: 0 E: 0 K: 1 S: 5	H: 0 LOB: 1 BB: 1 P: 9	R: 0 E: 0 K: 0 S: 3	H: 0 LOB: 0 BB: 1 P: 7	R: 0 E: 0 K: 1 S: 5	H: 0 LOB: 0 BB: 0 P: 5	R: 0 E: 0 K: 0 S: 4	H: 1 LOB: 1 BB: 0 P: 4	R: 4 E: 0 K: 1 S: 10	H: 5 LOB: 1 BB: 0 P: 10	1B: 5 2B: 3 3B: 0 HR: 0	SF: 1 SAC: 0 DP: 0 HBP: 0	WP: 1 PB: 1 SB: 1 CS: 0	PA: 39							
PITCHER	IP	WLS	BF	H	R	ER	SO	BB	IBB	HBP	BLK	WP	HR	S	P	ERA	WHIP										
Tony Cloninger, R ERA: 4.18 (1, 1)	9.0	W	39	8	5	4	7	4	0	0	0	1	0	49	65	4.00	1.333										



Batter	1	2	3	4	5	6	7	8	9	AB	R	H	RBI	BB	SO	LOB	TOP										
Felipe Alou, R OBP: 0.363, SLG: 0.530 (1,3)	0-0 4-3		0-0 1B FC6-4	0-0 F7		0-3 K	0-3 K		0-0 1B	6	1	2	0	0	2	1	Atlanta Braves @ Pittsburgh Pirates Forbes Field, Pittsburgh, PA Wed Sep 07 1966, 7:05 PM EDT Att: 12,100 - Unknown livebaseballscorecards.com										
Eddie Mathews, L OBP: 0.340, SLG: 0.418 (1,5)	0-3 K		0-0 1B FC6-4		0-0 1B WP SF8	0-0 2B 1B	0-0 F3		0-0 4-3	6	2	3	0	0	1	1											
Hank Aaron, R OBP: 0.362, SLG: 0.534 (1,9)	0-0 1B S		0-0 1B FC6-4		0-0 1B SF8 WP	0-0 2B 1B 1-H		0-0 1B G6-4-3		5	3	4	2	0	0	1											
Joe Torre, R OBP: 0.381, SLG: 0.557 (1,2)	0-0 4-3		0-0 1B BB		0-0 1B SF8	0-0 1B FC6-4		0-0 1B G6-4-3		2	0	1	1	2	0	1											
Rico Carty, R OBP: 0.382, SLG: 0.448 (1,7)		0-3 K	0-0 1-3		0-0 5-3	0-0 1B FC6-4		0-0 1B G6-4-3		5	0	1	1	0	1	5											
Mack Jones, L OBP: 0.328, SLG: 0.449 (1,8)	0-3 K			4-0 3B BB	4-0 1B BB	0-0 1B FC6-4		0-0 1B S		3	2	1	1	2	1	2											
Denis Menke, R OBP: 0.357, SLG: 0.412 (1,6)	0-0 2B		0-0 F8		0-0 1B HBP	0-0 BB FC6-4		0-3 K		3	0	1	0	1	1	2											
Woody Woodward, R OBP: 0.329, SLG: 0.332 (1,4)	0-0 4-3		0-3 K		0-0 1B 1-2 2-H 3-H	0-0 1B FC6-4		0-3 K		5	0	1	2	0	2	5											
Ken Johnson, R OBP: 0.143, SLG: 0.242 (1,1)			0-3 K	0-0 3B	0-0 F7		0-3 K		0-3 K	5	0	1	1	0	3	2	Braves										
Inning Stats	R: 0 E: 0 K: 1 S: 6	H: 1 LOB: 1 BB: 0 P: 6	R: 0 E: 0 K: 2 S: 8	H: 1 LOB: 1 BB: 0 P: 8	R: 1 E: 0 K: 1 S: 7	H: 2 LOB: 2 BB: 1 P: 11	R: 1 E: 0 K: 1 S: 6	H: 1 LOB: 1 BB: 1 P: 10	R: 3 E: 0 K: 0 S: 6	H: 3 LOB: 3 BB: 2 P: 11	R: 2 E: 0 K: 1 S: 8	H: 3 LOB: 3 BB: 2 P: 16	R: 0 E: 0 K: 2 S: 7	H: 0 LOB: 0 BB: 0 P: 7	R: 1 E: 0 K: 1 S: 7	H: 3 LOB: 1 BB: 0 P: 7		R: 0 E: 0 K: 2 S: 8	H: 1 LOB: 1 BB: 0 P: 8	1B: 12 2B: 2 HR: 0	SF: 1 SAC: 0 HBP: 1	WP: 1 PB: 0 SB: 3 CS: 0	PA: 47				
PITCHER	IP	WLS	BF	H	R	ER	SO	BB	IBB	HBP	BLK	WP	HR	S	P	ERA	WHIP										
Tommy Sisk, R ERA: 4.22 (1,1)	4.2	L	24	7	5	5	5	3	0	0	0	1	0	31	43	9.64	2.143										
Don Cardwell, R ERA: 4.54 (5,1)	0.2		8	4	2	2	1	0	1	1	0	0	0	8	13	27.00	6.000										
Billy O'Dell, L ERA: 2.54 (6,1)	0.0		0	0	0	0	0	0	0	0	0	0	0	0	0	∞	∞										
Al McBean, R ERA: 3.15 (8,1)	2.0		9	4	1	1	3	0	0	0	0	0	0	15	15	4.50	2.000										

Batter	1	2	3	4	5	6	7	8	9	AB	R	H	RBI	BB	SO	LOB	BOTTOM										
Matty Alou, L OBP: 0.378, SLG: 0.434 (1,8)	0-0 1B 1B	0-0 E3			0-0 F5		0-0 6-3			4	1	1	0	0	0	0	Atlanta Braves @ Pittsburgh Pirates Forbes Field, Pittsburgh, PA Wed Sep 07 1966, 7:05 PM EDT Att: 12,100 - Unknown livebaseballscorecards.com										
Gene Alley, R OBP: 0.336, SLG: 0.425 (1,6)	0-0 1B F8 E		0-3 K		0-0 F3		0-0 F2			4	1	1	0	0	1	0											
Roberto Clemente, R OBP: 0.366, SLG: 0.538 (1,9)	0-0 1B F8 E		0-0 6-3		0-0 2B		0-3 K			4	1	2	1	0	1	0											
Willie Stargell, L OBP: 0.378, SLG: 0.573 (1,3)	0-0 F8		0-0 1B		0-0 6-3		0-3 K			4	0	1	0	0	1	3											
Bill Mazerowski, R OBP: 0.300, SLG: 0.410 (1,4)	0-0 1B E7		0-0 F9		0-0 1B FC		0-0 1B			4	0	3	2	0	0	1											
Manny Mota, R OBP: 0.392, SLG: 0.503 (1,7)	0-0 F7			0-3 K		0-0 FC FC5-4		0-0 4-3		4	0	0	0	0	1	3											
Bob Bailey, R OBP: 0.369, SLG: 0.452 (1,5)	0-0 F4			0-0 1B		0-3 K		4-0 1B G4-6-3		3	0	1	0	1	1	2											
Jim Pagliaroni, R OBP: 0.340, SLG: 0.399 (1,2)		0-3 K		0-0 F6		0-0 FC5-4		0-0 G4-6-3		4	0	0	0	0	1	3											
Tommy Sisk, R OBP: 0.200, SLG: 0.122 (1,1)	0-3 K			0-0 5-3			0-0 4-3		0-0 F7	2	0	0	0	0	1	1	P										
Inning Stats	R: 3 E: 1 K: 0 S: 7	H: 4 LOB: 1 BB: 0 P: 7	R: 0 E: 1 K: 2 S: 7	H: 0 LOB: 1 BB: 0 P: 7	R: 0 E: 0 K: 1 S: 6	H: 1 LOB: 1 BB: 0 P: 6	R: 0 E: 0 K: 1 S: 6	H: 1 LOB: 1 BB: 0 P: 6	R: 0 E: 0 K: 1 S: 3	H: 0 LOB: 0 BB: 0 P: 3	R: 0 E: 0 K: 2 S: 8	H: 1 LOB: 1 BB: 0 P: 8	R: 0 E: 0 K: 0 S: 2	H: 0 LOB: 0 BB: 1 P: 6	1B: 8 2B: 1 3B: 0 HR: 0	SF: 0 SAC: 0 DP: 1 HBP: 0		WP: 0 PB: 0 SB: 0 CS: 0	PA: 36								
PITCHER	IP	WLS	BF	H	R	ER	SO	BB	IBB	HBP	BLK	WP	HR	S	P	ERA	WHIP										
Ken Johnson, R ERA: 3.36 (1,1)	9.0	W	36	9	3	3	7	1	0	0	0	0	0	49	53	3.00	1.111										

Batter	1	2	3	4	5	6	7	8	9	AB	R	H	RBI	BB	SO	LOB	TOP																				
Felipe Alou, R OBP: 0.365, SLG: 0.537 (1, 3)	L5		HR		L6			1B 2B	FC4-6 1B	5	2	3	1	0	0	0	Atlanta Braves @ New York Mets Shea Stadium, Flushing, NY Fri Sep 09 1966, 7:05 PM EDT Att: 22,307 - Unknown																				
Eddie Mathews, L OBP: 0.341, SLG: 0.416 (1, 5)	K		G5-4-3 1B		4-3			1B 2B BB	L9	4	2	1	0	1	1	1																					
Hank Aaron, R OBP: 0.362, SLG: 0.531 (9, PH)	K		G5-4-3 BB		F8			K	FC4-6 1B	3	0	0	0	1	2	2																					
Ty Cline, L OBP: 0.357, SLG: 0.357 (9, 9)	K		G5-4-3 BB					K	FC4-6 1B	1	1	0	0	0	0	1																					
Joe Torre, R OBP: 0.383, SLG: 0.562 (1, 2)			G5-4-3 HR		L8			2B 1B	1B IBB	4	2	2	2	1	0	2																					
Rico Carty, R OBP: 0.386, SLG: 0.454 (1, 7)	K							1B SF9 2B	1B	5	1	4	4	0	1	0																					
Mack Jones, L OBP: 0.329, SLG: 0.446 (1, 8)	E2 1B		4-3		G4-6-3 1B			1B SF9 2B	1B	4	0	1	0	1	0	4																					
Denis Menke, R OBP: 0.356, SLG: 0.410 (1, 6)	6-3				K			P6 1B		4	0	1	0	0	1	1																					
Woody Woodward, R OBP: 0.328, SLG: 0.330 (1, 4)					F7			L4 SF9		2	0	0	1	1	0	0																					
Dick Kelley, R OBP: 0.056, SLG: 0.056 (1, 1)					K			K	F9	3	0	0	0	0	3	2																					
Clay Carroll, R OBP: 0.069, SLG: 0.069 (7, 1)	K				K			K	F9	1	0	0	0	0	0	2																					
Inning Stats	R: 0 E: 0 K: 2 S: 7	H: 0 LOB: 0 BB: 0 P: 7	R: 1 E: 1 K: 2 S: 9	H: 2 LOB: 2 BB: 1 P: 13	R: 2 E: 0 K: 0 S: 5	H: 3 LOB: 1 BB: 1 P: 9	R: 0 E: 0 K: 2 S: 7	H: 0 LOB: 0 BB: 0 P: 7	R: 0 E: 0 K: 0 S: 3	H: 1 LOB: 0 BB: 0 P: 3	R: 0 E: 0 K: 1 S: 5	H: 0 LOB: 0 BB: 0 P: 5	R: 4 E: 0 K: 1 S: 9	H: 4 LOB: 2 BB: 2 P: 17	R: 1 E: 0 K: 0 S: 5	H: 2 LOB: 2 BB: 1 P: 9	1B: 8 2B: 2 3B: 0 HR: 2	SF: 1 SAC: 0 DP: 2 HBP: 0	WP: 1 PB: 0 CS: 0	PA: 42																	
PITCHER	IP	WLS	BF	H	R	ER	SO	BB	IBB	HBP	BLK	WP	HR	S	P	ERA	WHIP	PITCHER		IP	WLS	BF	H	R	ER	SO	BB	IBB	HBP	BLK	WP	HR	S	P	ERA	WHIP	
Bob Shaw, R ERA: 4.45 (1, 1)	7.0		27	6	3	3	7	2	0	0	0	0	2	39	47	3.86	1.143																				
Ralph Terry, R ERA: 4.3 (8, 1)	0.1	L	5	3	4	4	1	1	0	0	0	0	0	6	10	108.00	12.000																				
Bill Hepler, L ERA: 3.43 (8, 1)	1.2		10	3	1	1	0	1	1	0	0	1	0	8	16	5.40	2.400																				

AB	36
R	8
H	12
RBI	8
BB	5
SO	8
LOB	15



Batter	1	2	3	4	5	6	7	8	9	AB	R	H	RBI	BB	SO	LOB	BOTTOM																				
Shaun Fitzmaurice, R OBP: 0.289, SLG: 0.371 (8, PH)	K		K			P4	2-3 BB		K	3	0	0	0	1	2	1	Atlanta Braves @ New York Mets Shea Stadium, Flushing, NY Fri Sep 09 1966, 7:05 PM EDT Att: 22,307 - Unknown																				
Ron Hunt, R OBP: 0.355, SLG: 0.356 (1, 4)	5-3		F9			E FC 1B BB	2-3		6-3	4	1	0	1	1	0	3																					
Cleon Jones, R OBP: 0.321, SLG: 0.384 (1, 9)	6-3				G5-4-3 1B	E5 HBP FC FC4-6 1B	FC5-4 BB			3	1	2	0	1	0	0																					
Ken Boyer, R OBP: 0.309, SLG: 0.423 (1, 5)					K	FC FC4-6 HBP	FC5-4			4	0	1	1	0	1	4																					
Jim Hickman, R OBP: 0.299, SLG: 0.377 (1, 3)					K	FC4-6 HBP				2	0	0	0	0	0	2																					
Chuck Hillier, L OBP: 0.364, SLG: 0.384 (8, PH)	4-3		G5-4-3			FC4-6 HBP			4-3	1	0	0	0	0	0	0																					
Greg Goossen, R (9, 2)	2-3					FC4-6 HBP				0	0	0	0	0	0	0																					
Eddie Bressoud, R OBP: 0.309, SLG: 0.375 (1, 6)	K				6-3	FC4-6 FC5-4			F8	4	0	0	1	0	1	3																					
Danny Napoleon, R (1, 7)										3	0	0	0	0	1	3																					
Al Luplow, L OBP: 0.332, SLG: 0.337 (8, 7)	K					F8	FC5-4		6-3	1	0	0	0	0	0	0																					
Jerry Grote, R OBP: 0.331, SLG: 0.322 (1, 2)			F8						4-3	2	0	0	0	1	0	0																					
Ed Kranevool, L OBP: 0.312, SLG: 0.399 (9, 3)										1	0	0	0	0	0	0																					
Bob Shaw, R OBP: 0.278, SLG: 0.240 (7, PH)										2	0	1	0	0	0	1																					
Ron Swoboda, R OBP: 0.287, SLG: 0.347 (7, PH)										1	0	1	0	0	0	0																					
Bud Harrison, R OBP: 0.226, SLG: 0.219 (8, 1)										0	0	1	0	0	0	0																					
Ralph Terry, R OBP: 0.379, SLG: 0.299 (8, 1)										0	0	0	0	0	0	0																					
Bill Hepler, L OBP: 0.324, SLG: 0.214 (9, 1)										0	0	0	0	0	0	0																					
Larry Elliot, L OBP: 0.314, SLG: 0.427 (9, PH)										1	0	1	0	0	0	0																					
Inning Stats	R: 0 E: 0 K: 1 S: 5	H: 0 LOB: 0 BB: 0 P: 5	R: 0 E: 0 K: 2 S: 8	H: 1 LOB: 1 BB: 0 P: 8	R: 0 E: 0 K: 1 S: 6	H: 1 LOB: 1 BB: 0 P: 6	R: 0 E: 0 K: 1 S: 5	H: 1 LOB: 0 BB: 0 P: 5	R: 0 E: 0 K: 0 S: 3	H: 0 LOB: 1 BB: 1 P: 7	R: 2 E: 1 K: 0 S: 5	H: 1 LOB: 2 BB: 1 P: 10	R: 1 E: 0 K: 0 S: 4	H: 1 LOB: 2 BB: 2 P: 12	R: 0 E: 0 K: 0 S: 3	H: 0 LOB: 0 BB: 0 P: 3	R: 0 E: 0 K: 1 S: 6	H: 1 LOB: 1 BB: 0 P: 6	1B: 4 2B: 1 3B: 1 HR: 0	SF: 0 SAC: 0 DP: 1 HBP: 1	WP: 0 PB: 0 CS: 0	PA: 38															
PITCHER	IP	WLS	BF	H	R	ER	SO	BB	IBB	HBP	BLK	WP	HR	S	P	ERA	WHIP	PITCHER		IP	WLS	BF	H	R	ER	SO	BB	IBB	HBP	BLK	WP	HR	S	P	ERA	WHIP	
Dick Kelley, L ERA: 3.81 (1, 1)			28	5	3	2	5	3	0	1	0	0	0	34	47	2.84	1.263																				
Clay Carroll, R ERA: 2.35 (7, 1)	2.2	W	10	1	0	0	1	1	0	0	0	0	0	11	15	0.00	0.750																				



Batter	1	2	3	4	5	6	7	8	9	AB	R	H	RBI	BB	SO	LOB	TOP								
Felipe Alou, R OBP: 0.366, SLG: 0.535 (1,3)	L8		L7		1B HBP		HBP			2	0	0	0	0	0	0									
Ty Cline, L OBP: 0.348, SLG: 0.348 (1,9)	L6-3		K		1B 1-3 2-H		F7			4	0	1	1	0	1	2									
Eddie Mathews, L OBP: 0.338, SLG: 0.412 (1,5)	3-1			1-3	3-1			K		4	0	0	0	0	1	2									
Joe Torre, R OBP: 0.382, SLG: 0.560 (1,2)		1-4-3		5-3		F9		1B		4	0	1	0	0	0	0									
Rico Carty, R OBP: 0.385, SLG: 0.454 (1,7)		1B SF8 2B		P5		1-3		F3		4	1	1	0	0	0	1									
Mack Jones, L OBP: 0.328, SLG: 0.444 (1,8)		SF8 2-3 1B		4-3	1-3			K		4	0	1	0	0	1	1									
Denis Menke, R OBP: 0.355, SLG: 0.410 (1,6)		SF8 1-2 3-H		1B 5-3 1B		E5 4-3 SH3		K		3	1	1	1	0	1	0									
Woody Woodward, R OBP: 0.328, SLG: 0.330 (1,4)		6-3		1B 5-3 1B		SH3		K		3	1	1	0	0	1	1									
Tony Cloninger, R OBP: 0.269, SLG: 0.440 (1,1)			0-3 K		5-3		4-3		4-3	3	0	0	1	0	1	2									
Phil Niekro, R (8,1)										0	0	0	0	0	0	0									
Jay Ritchie, R OBP: 0.333, SLG: 0.333 (8,1)							2-3			1	0	0	0	0	0	0									
Inning Stats	R: 0 E: 0 K: 0 S: 3	H: 0 LOB: 0 BB: 0 P: 3	R: 1 E: 0 K: 0 S: 5	H: 2 LOB: 1 BB: 0 P: 5	R: 0 E: 0 K: 2 S: 7	H: 0 LOB: 0 BB: 0 P: 7	R: 0 E: 0 K: 0 S: 3	H: 0 LOB: 0 BB: 0 P: 3	R: 2 E: 0 K: 0 S: 6	H: 3 LOB: 2 BB: 0 P: 7	R: 0 E: 0 K: 0 S: 3	H: 0 LOB: 0 BB: 0 P: 3	R: 0 E: 1 K: 0 S: 4	H: 0 LOB: 1 BB: 0 P: 5	R: 0 E: 0 K: 2 S: 8	H: 0 LOB: 1 BB: 0 P: 8	R: 0 E: 0 K: 2 S: 7	H: 0 LOB: 0 BB: 0 P: 7	1B: 5 2B: 1 3B: 0 HR: 0	SF: 1 SAC: 1 DP: 0 HBP: 2	WP: 0 PB: 0 SB: 0 CS: 0	PA: 36			
PITCHER	IP	WLS	BF	H	R	ER	SO	BB	IBB	HBP	BLK	WP	HR	S	P	ERA	WHIP								
Jack Fisher, R ERA: 3.95 (1,1)	7.0	L	29	5	3	3	2	0	0	2	0	0	0	31	33	3.86	0.714								
Jack Hamilton, R ERA: 3.95 (8,1)	2.0		7	1	0	0	4	0	0	0	0	0	0	15	15	0.00	0.500								

Atlanta Braves @ New York Mets
Shea Stadium, Flushing, NY
Sat Sep 10 1966, 7:05 PM EDT
Att: 22,716 - Unknown

AB 32
R 3
H 6
RBI 3
BB 0
SO 6
LOB 9



Batter	1	2	3	4	5	6	7	8	9	AB	R	H	RBI	BB	SO	LOB	BOTTOM								
Bud Harrelson, S OBP: 0.282, SLG: 0.235 (1,6)	1B FC3-2 1B		4-3 5-3 1B BB		K		4-0 BB		F2	2	1	1	0	1	1	0									
John Stephenson, L (7, PH) OBP: 0.262, SLG: 0.252 (8,2)										1	0	0	0	1	0	1									
Ron Hunt, R OBP: 0.354, SLG: 0.354 (1,4)	1B FC3-2 WP 1B		5-3		L8		FC5		F5	5	1	1	0	0	0	4									
Larry Elliot, L OBP: 0.307, SLG: 0.415 (1,7)	FC3-2 WP 1-2 3-H		4-3		K				F8	5	0	0	0	0	1	4									
Ken Boyer, R OBP: 0.311, SLG: 0.422 (1,5)	F9		BB 1B		4-3		4-3		1B BB	3	0	1	1	1	0	2									
Al Luplow, L OBP: 0.337, SLG: 0.338 (1,8)	4-0 1-3 2-H BB		4-0 1-2 BB		G3				S 1B	2	0	1	0	2	0	0									
Ed Kranepool, L OBP: 0.309, SLG: 0.395 (1,3)	6-3		K		L8				K	4	0	0	0	0	2	6									
Johnny Lewis, L OBP: 0.287, SLG: 0.363 (1,9)			G3		F7				F8	3	0	0	0	1	0	0									
Greg Goossen, R OBP: 0.333, SLG: 0.667 (1,2)										3	0	1	0	0	1	0									
Shaun Fitzmaurice, R (7, PR) Eddie Bressoud, R OBP: 0.369, SLG: 0.374 (8,6)	F9		K		K		FC5		K	0	0	0	0	0	0	0									
Jack Fisher, R OBP: 0.185, SLG: 0.136 (1,1)										2	0	0	0	0	0	0									
Chuck Hillier, L OBP: 0.362, SLG: 0.382 (7, PH) Jack Hamilton, R OBP: 0.158, SLG: 0.135 (8,1) Jim Hickman, R OBP: 0.304, SLG: 0.377 (8, PH) Clean Jones, R OBP: 0.321, SLG: 0.384 (8, PR)	P6		5-3		K		K		BB	1	0	0	0	0	1	1									
Inning Stats	R: 1 E: 0 K: 0 S: 5	H: 2 LOB: 2 BB: 1 P: 9	R: 0 E: 0 K: 0 S: 3	H: 0 LOB: 0 BB: 0 P: 3	R: 1 E: 0 K: 1 S: 6	H: 1 LOB: 2 BB: 2 P: 14	R: 0 E: 0 K: 1 S: 5	H: 0 LOB: 0 BB: 0 P: 5	R: 0 E: 0 K: 2 S: 7	H: 0 LOB: 0 BB: 0 P: 7	R: 0 E: 0 K: 0 S: 3	H: 0 LOB: 0 BB: 0 P: 3	R: 0 E: 0 K: 1 S: 6	H: 1 LOB: 2 BB: 1 P: 10	R: 0 E: 0 K: 2 S: 8	H: 1 LOB: 3 BB: 2 P: 16	R: 0 E: 0 K: 0 S: 3	H: 0 LOB: 1 BB: 1 P: 7	1B: 4 2B: 1 3B: 0 HR: 0	SF: 0 SAC: 0 DP: 0 HBP: 0	WP: 2 PB: 0 SB: 1 CS: 0	PA: 39			
PITCHER	IP	WLS	BF	H	R	ER	SO	BB	IBB	HBP	BLK	WP	HR	S	P	ERA	WHIP								
Tony Cloninger, R ERA: 4.12 (1,1)	7.1	W	31	4	2	2	5	5	0	0	0	0	0	36	56	2.46	1.227								
Phil Niekro, R ERA: 3.99 (8,1)	0.1		3	1	0	0	1	1	0	0	0	0	0	4	8	0.00	6.000								
Jay Ritchie, R ERA: 1.38 (8,1)	1.1	S	5	0	0	0	1	1	0	0	0	0	0	6	10	0.00	0.750								

Atlanta Braves @ New York Mets
Shea Stadium, Flushing, NY
Sat Sep 10 1966, 7:05 PM EDT
Att: 22,716 - Unknown

AB 32
R 2
H 5
RBI 1
BB 7
SO 7
LOB 21



Batter	1	2	3	4	5	6	7	8	9	AB	R	H	RBI	BB	SO	LOB	TOP				
Felipe Alou, R OBP: 0.363, SLG: 0.531 (1, 3)										5	1	0	0	0	0	1					
Eddie Mathews, L OBP: 0.341, SLG: 0.421 (1, 5)										4	3	2	1	1	1	0					
Hank Aaron, R OBP: 0.362, SLG: 0.532 (1, 9)										4	1	2	1	0	0	0					
Ty Cline, R OBP: 0.348, SLG: 0.348 (7, 9)										0	0	0	0	0	0	0					
Joe Torre, R OBP: 0.381, SLG: 0.563 (1, 2)										4	1	1	2	0	0	2					
Rico Carty, R OBP: 0.391, SLG: 0.459 (1, 7)										2	1	2	1	3	0	0					
Mack Jones, L OBP: 0.332, SLG: 0.452 (1, 8)										3	1	1	2	2	1	2					
Denis Menke, R OBP: 0.354, SLG: 0.409 (1, 6)										5	0	1	0	0	3	6					
Woody Woodward, R OBP: 0.325, SLG: 0.327 (1, 4)										4	0	0	0	0	0	4					
Pat Jarvis, R OBP: 0.100, SLG: 0.100 (1, 1)										3	0	0	0	0	1	1					
Clay Carroll, R OBP: 0.100, SLG: 0.100 (7, 1)										1	0	1	0	0	0	0					
Inning Stats	R: 5 E: 1 K: 0 S: 8	H: 4 LOB: 1 BB: 1 P: 12	R: 0 E: 0 K: 0 S: 3	H: 0 LOB: 0 BB: 0 P: 3	R: 0 E: 0 K: 1 S: 6	H: 1 LOB: 2 BB: 1 P: 10	R: 1 E: 0 K: 0 S: 5	H: 2 LOB: 1 BB: 0 P: 5	R: 0 E: 0 K: 2 S: 7	H: 0 LOB: 1 BB: 1 P: 11	R: 0 E: 0 K: 2 S: 7	H: 0 LOB: 1 BB: 0 P: 7	R: 1 E: 0 K: 1 S: 6	H: 1 LOB: 1 BB: 1 P: 10	R: 0 E: 0 K: 0 S: 3	H: 1 LOB: 2 BB: 2 P: 3	R: 1 E: 0 K: 0 S: 4	H: 1 LOB: 2 BB: 2 P: 12	1B: 4 2B: 3 3B: 0 HR: 3	SF: 1 SAC: 1 DP: 1 HBP: 0	WP: 2 PA: 43 CS: 0
PITCHER	IP	WLS	BF	H	R	ER	SO	BB	IBB	HBP	BLK	WP	HR	S	P	ERA	WHIP				
Dennis Ribant, R ERA: 2.87 (1, 1)	0.1	L	6	3	5	4	0	1	0	0	0	0	1	5	9	108.00	12.000				
Dick Selma, R ERA: 4.54 (1, 1)	4.2		20	4	1	1	3	2	0	0	0	0	1	24	32	1.93	1.286				
Nolan Ryan, R ERA: 4.5 (6, 1)	2.0		8	1	1	1	3	1	0	0	0	0	1	13	17	4.50	1.000				
Bill Hepler, L ERA: 3.46 (8, 1)	2.0		9	2	1	1	0	1	1	0	0	1	0	7	15	4.50	1.500				

Atlanta Braves @ New York Mets
Shea Stadium, Flushing, NY
Sun Sep 11 1966, 3:33 AM EDT
Att: 19,764 - Unknown

AB 35
R 8
H 10
RBI 7
BB 6
SO 6
LOB 16



Batter	1	2	3	4	5	6	7	8	9	AB	R	H	RBI	BB	SO	LOB	BOTTOM				
Bud Harrelson, S OBP: 0.279, SLG: 0.237 (1, 6)										4	1	1	0	0	0	1					
Ron Hunt, R OBP: 0.355, SLG: 0.354 (1, 4)										3	1	1	0	1	1	1					
Cleon Jones, R OBP: 0.321, SLG: 0.382 (1, 7)										4	0	1	0	0	2	2					
Al Luplow, L OBP: 0.336, SLG: 0.337 (1, 8)										4	0	1	1	0	0	2					
Ken Boyer, R OBP: 0.310, SLG: 0.421 (1, 5)										4	0	1	1	0	1	1					
Johnny Lewis, L OBP: 0.286, SLG: 0.360 (1, 9)										4	1	1	0	0	1	2					
Jim Hickman, R OBP: 0.302, SLG: 0.373 (1, 3)										4	0	1	0	0	1	1					
Jerry Grote, R OBP: 0.329, SLG: 0.320 (1, 2)										2	0	0	0	0	0	0					
Nolan Ryan, R (6, 1)										0	0	0	0	0	0	0					
Larry Elliot, L OBP: 0.310, SLG: 0.424 (7, PH)										1	0	1	1	0	0	0					
Bill Hepler, L OBP: 0.214, SLG: 0.214 (8, PH)										0	0	0	0	0	0	0					
Chuck Hillier, L OBP: 0.360, SLG: 0.380 (9, PH)										1	0	0	0	0	0	1					
Dennis Ribant, R OBP: 0.186, SLG: 0.190 (1, 1)										0	0	0	0	0	0	0					
Dick Selma, R OBP: 0.250, SLG: 0.250 (1, 1)										1	0	0	0	0	1	0					
John Stephenson, L OBP: 0.259, SLG: 0.248 (6, 2)										2	0	0	0	0	0	1					
Inning Stats	R: 0 E: 0 K: 1 S: 5	H: 0 LOB: 0 BB: 0 P: 5	R: 0 E: 0 K: 0 S: 3	H: 0 LOB: 0 BB: 0 P: 3	R: 0 E: 0 K: 2 S: 7	H: 0 LOB: 0 BB: 0 P: 7	R: 1 E: 0 K: 1 S: 8	H: 3 LOB: 2 BB: 0 P: 8	R: 0 E: 0 K: 0 S: 3	H: 0 LOB: 0 BB: 0 P: 3	R: 1 E: 0 K: 2 S: 9	H: 2 LOB: 1 BB: 0 P: 9	R: 1 E: 0 K: 0 S: 5	H: 2 LOB: 1 BB: 0 P: 5	R: 0 E: 0 K: 0 S: 2	H: 0 LOB: 0 BB: 1 P: 6	R: 0 E: 0 K: 1 S: 6	H: 1 LOB: 1 BB: 0 P: 6	1B: 7 2B: 1 3B: 0 HR: 0	SF: 0 SAC: 0 DP: 1 HBP: 0	WP: 0 PA: 35 CS: 0
PITCHER	IP	WLS	BF	H	R	ER	SO	BB	IBB	HBP	BLK	WP	HR	S	P	ERA	WHIP				
Pat Jarvis, R ERA: 2.52 (1, 1)	6.1	W	26	7	3	3	6	0	0	0	0	0	0	38	38	4.26	1.105				
Clay Carroll, R ERA: 2.31 (7, 1)	2.2	S	9	1	0	0	1	1	0	0	0	0	0	10	14	0.00	0.750				


Atlanta Braves @ New York Mets
Shea Stadium, Flushing, NY
Sun Sep 11 1966, 3:33 AM EDT
Att: 19,764 - Unknown

AB 34
R 3
H 8
RBI 3
BB 1
SO 7
LOB 12



Batter	1	2	3	4	5	6	7	8	9	AB	R	H	RBI	BB	SO	LOB	TOP									
Felipe Alou, R OBP: 0.365, SLG: 0.536 (1, 8)	0-3 K	0-0 HR		0-0 5-3		0-0 1B		0-0 2B		5	2	3	2	0	1	1	Atlanta Braves @ Chicago Cubs Wrigley Field, Chicago, IL Tue Sep 13 1966, 3:33 AM CDT Att: 2,962 - Unknown									
Eddie Mathews, L OBP: 0.341, SLG: 0.428 (1, 5)	0-0 HR	0-3 K		0-0 F9		0-0 P4		0-0 FC6-5 1-H		5	1	2	1	0	1	2										
Lee Bales, S OBP: 0.100, SLG: 0.100 (8, PR)	0-0 HR									0	0	0	0	0	0	0										
Hank Aaron, R OBP: 0.382, SLG: 0.542 (1, 9)	0-0 HR	0-0 HR								5	2	2	3	0	1	2										
Mack Jones, L OBP: 0.332, SLG: 0.452 (9, 8)	0-0 HR	0-0 HR								0	0	0	0	0	0	0										
Joe Torre, R OBP: 0.382, SLG: 0.561 (1, 3)	4-0 HR	0-0 5-3								2	2	0	0	2	0	1										
Ty Cline, L OBP: 0.340, SLG: 0.340 (7, 8)	0-0 HR									1	0	0	0	0	1	2										
Rico Carty, R OBP: 0.393, SLG: 0.469 (1, 7)	0-0 HR									5	2	3	2	0	0	0										
Gene Oliver, R OBP: 0.253, SLG: 0.366 (1, 2)	4-0 BB									4	0	1	2	1	1	1										
Denis Menke, R OBP: 0.352, SLG: 0.407 (1, 6)	0-0 G5-4-3									5	0	1	0	0	0	3										
Woody Woodward, R OBP: 0.329, SLG: 0.332 (1, 4)		0-0 SH1-4 HR								3	1	2	0	1	0	1										
Ken Johnson, R OBP: 0.136, SLG: 0.231 (1, 1)		0-0 SH1-4								3	0	0	0	0	2	3										
Inning Stats	R: 4 E: 0 K: 1 S: 7	H: 3 LOB: 0 BB: 2 P: 15	R: 3 E: 0 K: 1 S: 8	H: 3 LOB: 0 BB: 0 P: 8	R: 0 E: 0 K: 1 S: 5	H: 0 LOB: 0 BB: 0 P: 5	R: 0 E: 0 K: 1 S: 6	H: 1 LOB: 1 BB: 0 P: 6	R: 2 E: 0 K: 2 S: 9	H: 3 LOB: 2 BB: 2 P: 17	R: 0 E: 0 K: 0 S: 4	H: 1 LOB: 1 BB: 0 P: 4	R: 0 E: 1 K: 0 S: 4	H: 1 LOB: 1 BB: 0 P: 4	R: 1 E: 0 K: 1 S: 7	H: 2 LOB: 0 BB: 0 P: 7	R: 0 E: 0 K: 0 S: 3	H: 0 LOB: 0 BB: 0 P: 3	1B: 5 2B: 4 3B: 1 HR: 4	SF: 0 SAC: 1 DP: 2 HBP: 0	WP: 0 PB: 0 SB: 0 CS: 0	PA: 43				
PITCHER	IP	WLS	BF	H	R	ER	SO	BB	IBB	HBP	BLK	WP	HR	S	P	ERA	WHIP									
Ken Johnson, L ERA: 3.84 (1, 1)	2.0	L	13	6	7	7	2	2	0	0	0	0	0	4	15	23	31.50	4.000								
Fred Norman, L ERA: 6.0 (3, 1)	3.0		14	4	2	2	4	1	1	0	0	0	0	0	20	28	6.00	1.667								
Chuck Hartenstein, R ERA: 3.0 (6, 1)	3.0		13	4	1	1	1	0	0	0	0	0	0	0	15	15	3.00	1.333								
Arnold Earley, L ERA: 4.11 (9, 1)	1.0		3	0	0	0	0	0	0	0	0	0	0	3	3	0.00	0.000									

Batter	1	2	3	4	5	6	7	8	9	AB	R	H	RBI	BB	SO	LOB	BOTTOM								
Don Kessinger, S OBP: 0.297, SLG: 0.300 (1, 6)	0-0 FC4-6 14 2B	0-0 1B								4	2	4	0	0	0	0	Atlanta Braves @ Chicago Cubs Wrigley Field, Chicago, IL Tue Sep 13 1966, 3:33 AM CDT Att: 2,962 - Unknown								
Glenn Beckert, R OBP: 0.327, SLG: 0.358 (1, 4)	0-0 1B	0-0 1B								3	0	1	0	0	0	3									
Chuck Hartenstein, R ERA: 3.0 (6, 1)	0-0 FC4-6	0-0 3-1								0	0	0	0	0	0	0									
Marty Keough, L OBP: 0.286, SLG: 0.190 (8, PH)	0-0 1B									1	0	0	0	0	0	1									
Arnold Earley, L ERA: 4.11 (9, 1)	0-0 1B									0	0	0	0	0	0	0									
Billy Williams, L OBP: 0.352, SLG: 0.485 (1, 9)	0-0 FC4-6 14 2B									3	0	0	0	0	0	4									
Byron Browne, R OBP: 0.313, SLG: 0.431 (7, 7)	0-0 1B									1	0	0	0	0	1	1									
Ron Santo, R OBP: 0.413, SLG: 0.544 (1, 5)	0-0 P4									3	0	1	0	0	1	2									
Ron Campbell, R OBP: 0.260, SLG: 0.222 (6, PR)	0-0 P4									1	0	1	1	0	0	0									
14 Ernie Banks, R OBP: 0.315, SLG: 0.442 (1, 3)	0-0 1B									3	0	1	1	0	0	1									
John Boccabella, R OBP: 0.263, SLG: 0.359 (7, 3)	0-0 2B									1	0	0	0	0	1	1									
Bob Raudman, L (1, 7)	0-0 P3									4	0	0	0	0	0	3									
Randy Hundley, R OBP: 0.297, SLG: 0.427 (1, 2)		0-0 6-3								2	0	0	0	0	0	0									
Don Bryant, R OBP: 0.400, SLG: 0.435 (7, 2)										2	0	1	0	0	1	0									
Adolfo Phillips, R OBP: 0.344, SLG: 0.457 (1, 8)		0-0 FC4-6 1B								4	0	1	0	0	0	1									
Ken Holtzman, R OBP: 0.121, SLG: 0.108 (1, 1)		0-0 FC4-6 1B								0	0	0	0	0	0	0									
Jimmy Stewart, S (2, PH)										1	0	0	0	0	0	1									
Fred Norman, S (3, 1)										0	0	0	0	0	0	0									
George Altman, L OBP: 0.270, SLG: 0.347 (5, PH)										1	0	0	0	0	1	0									
Paul Popovich, S (6, 4)										2	0	0	0	0	1	1									
Inning Stats	R: 1 E: 0 K: 0 S: 6	H: 3 LOB: 2 BB: 0 P: 6	R: 0 E: 0 K: 0 S: 5	H: 2 LOB: 2 BB: 0 P: 5	R: 0 E: 0 K: 1 S: 5	H: 0 LOB: 0 BB: 0 P: 5	R: 0 E: 0 K: 0 S: 3	H: 0 LOB: 0 BB: 0 P: 3	R: 0 E: 0 K: 1 S: 6	H: 1 LOB: 1 BB: 0 P: 6	R: 0 E: 0 K: 0 S: 3	H: 1 LOB: 1 BB: 0 P: 3	R: 0 E: 0 K: 2 S: 7	H: 0 LOB: 0 BB: 0 P: 7	R: 1 E: 0 K: 2 S: 9	H: 2 LOB: 1 BB: 0 P: 9	R: 0 E: 0 K: 0 S: 4	H: 1 LOB: 1 BB: 0 P: 4	1B: 8 2B: 3 3B: 0 HR: 0	SF: 0 SAC: 0 DP: 2 HBP: 0	WP: 1 PB: 0 SB: 0 CS: 0	PA: 36			
PITCHER	IP	WLS	BF	H	R	ER	SO	BB	IBB	HBP	BLK	WP	HR	S	P	ERA	WHIP								
Ken Johnson, R ERA: 3.3 (1, 1)	9.0	W	36	10	2	2	6	0	0	0	0	1	0	48	48	2.00	1.111								



Batter	1	2	3	4	5	6	7	8	9	10	AB	R	H	RBI	BB	SO	LOB	TOP	
Felipe Alou, R OBP: 0.365, SLG: 0.536 (1, 8) (10, 3)	6-3			6-3		BB 1B		1B		SF8	4	1	2	1	0	0	0	Atlanta Braves @ Chicago Cubs Wrigley Field, Chicago, IL Wed Sep 14 1966, 3:33 AM CDT Att: 961 - Cloudy - 60 F	
Eddie Mathews, L OBP: 0.340, SLG: 0.424 Clay Carroll, R OBP: 0.100, SLG: 0.100 (1, 5) (10, 1)	K			F9		BB 1B		4-3		FC6	4	0	0	0	1	1	2		
Hank Aaron, R OBP: 0.364, SLG: 0.542 (1, 9)	F9			FC4 1B		FC6-4 1B				F7	4	0	2	1	0	0	0		
Joe Torre, R OBP: 0.379, SLG: 0.557 (1, 3) (10, 2)		6-3		FC4		FC6-4				5-3	4	0	0	0	0	0	3		
Rico Carty, R OBP: 0.352, SLG: 0.467 (1, 7)		L7								P4	4	0	1	0	0	0	0		
Gene Oliver, R OBP: 0.253, SLG: 0.364 Lee Bales, S OBP: 0.100, SLG: 0.100 (1, 2) (10, PR) (10, 5)		L9								SH5-4 E FC3 1B	4	0	1	0	0	0	1		
Frank Bolling, R OBP: 0.243, SLG: 0.254 (1, 4)				F8						E1 FC3 SH5-4	4	1	0	0	0	1	2		
Woody Woodward, R OBP: 0.327, SLG: 0.329 (1, 6)				F8						SH5-4	3	0	0	0	0	0	0		
Dick Kelley, R OBP: 0.048, SLG: 0.048 Miguel de la Hoz, R OBP: 0.232, SLG: 0.237 Ty Cline, L OBP: 0.333, SLG: 0.333 (1, 1) (10, PH) (10, PH) (10, 8)				K						FC3 FC6	3	0	0	0	0	2	0		
Inning Stats	R: 0 E: 0 K: 1 S: 5	H: 0 LOB: 0 BB: 0 P: 3	R: 0 E: 0 K: 0 S: 3	H: 0 LOB: 0 BB: 0 P: 3	R: 0 E: 0 K: 1 S: 5	H: 0 LOB: 0 BB: 0 P: 5	R: 0 E: 0 K: 0 S: 4	H: 1 LOB: 1 BB: 0 P: 4	R: 0 E: 0 K: 1 S: 5	H: 0 LOB: 0 BB: 0 P: 9	R: 0 E: 0 K: 1 S: 6	H: 1 LOB: 1 BB: 0 P: 6	R: 0 E: 0 K: 0 S: 3	H: 0 LOB: 0 BB: 0 P: 3	R: 2 E: 1 K: 0 S: 6	H: 1 LOB: 1 BB: 0 P: 6	1B: 6 2B: 0 3B: 0 HR: 0		SF: 1 SAC: 1 DP: 0 HBP: 0
PITCHER	IP 9.1	WLS L	BF 35	H 6	R 3	ER 1	SO 4	BB 1	IBB 0	HBP 0	BLK 0	WP 0	HR 0	S 42	P 46	ERA 0.96	WHIP 0.750		
Dick Ellsworth, L ERA: 4.25 Bill Hands, R ERA: 4.78 (1, 1) (10, 1)	0.2	3	0	0	0	0	0	0	0	0	0	0	0	3	3	0.00	0.000		

AB	35
R	3
H	6
RBI	3
BB	1
SO	4
LOB	10



Batter	1	2	3	4	5	6	7	8	9	10	AB	R	H	RBI	BB	SO	LOB	BOTTOM	
Don Kessinger, S OBP: 0.294, SLG: 0.297 (1, 6)	5-3		1-3		1-3					K	5	0	0	0	0	1	2	Atlanta Braves @ Chicago Cubs Wrigley Field, Chicago, IL Wed Sep 14 1966, 3:33 AM CDT Att: 961 - Cloudy - 60 F	
Glenn Beckert, R OBP: 0.327, SLG: 0.358 (1, 4)	1B			4-3	4-3			F7			4	0	1	0	0	0	0		
Billy Williams, L OBP: 0.352, SLG: 0.484 (1, 9) (10, 5)	K			BB FC5-2 1B		F7				4-3	4	0	1	0	0	1	1		
Ron Santo, R OBP: 0.412, SLG: 0.542 (1, 5)	5-3			BB FC5-2 1B		K				6-3	4	1	1	0	0	1	1		
14 Ernie Banks, R OBP: 0.315, SLG: 0.441 (1, 3)				FC5-2 BB BB		6-3				F9	4	0	1	0	0	0	2		
John Boccabella, R OBP: 0.264, SLG: 0.355 George Altman, L OBP: 0.268, SLG: 0.345 (1, 7) (10, PH)		G4-6-3 1B		BB BB						1-3	2	0	0	0	1	0	1		
Randy Hundley, R OBP: 0.297, SLG: 0.425 (1, 2)		K		BB BB						4-3	1	0	0	0	0	0	0		
Adolfo Phillips, R OBP: 0.343, SLG: 0.453 (1, 8)				BB BB						4-3	3	0	0	0	1	0	3		
Dick Ellsworth, L OBP: 0.188, SLG: 0.173 Bill Hands, R OBP: 0.098, SLG: 0.063 Lee Thomas, L OBP: 0.281, SLG: 0.317 Jimmy Stewart, S OBP: 0.229, SLG: 0.222 (1, 1) (10, 1) (10, PH) (10, PR)				K						1B	3	0	0	0	0	3	0		
Inning Stats	R: 0 E: 0 K: 1 S: 6	H: 1 LOB: 1 BB: 0 P: 6	R: 0 E: 0 K: 1 S: 5	H: 1 LOB: 0 BB: 0 P: 5	R: 0 E: 0 K: 1 S: 5	H: 0 LOB: 0 BB: 0 P: 5	R: 1 E: 0 K: 0 S: 5	H: 2 LOB: 3 BB: 2 P: 13	R: 0 E: 0 K: 1 S: 5	H: 0 LOB: 0 BB: 0 P: 5	R: 0 E: 0 K: 2 S: 3	H: 0 LOB: 0 BB: 0 P: 3	R: 0 E: 0 K: 0 S: 3	H: 0 LOB: 0 BB: 0 P: 3	R: 0 E: 0 K: 2 S: 8	H: 1 LOB: 2 BB: 1 P: 12	1B: 5 2B: 0 3B: 0 HR: 0		SF: 0 SAC: 0 DP: 1 HBP: 0
PITCHER	IP 9.0	WLS W	BF 32	H 4	R 1	ER 1	SO 6	BB 2	IBB 0	HBP 0	BLK 0	WP 0	HR 0	S 42	P 50	ERA 1.00	WHIP 0.667		
Dick Kelley, L ERA: 3.41 Clay Carroll, R ERA: 2.29 (1, 1) (10, 1)	1.0	S	5	1	0	0	2	1	0	0	0	0	0	8	12	0.00	2.000		

AB	34
R	1
H	5
RBI	1
BB	3
SO	8
LOB	10



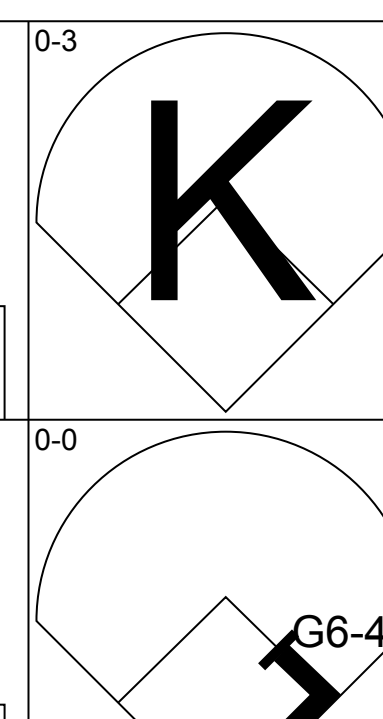
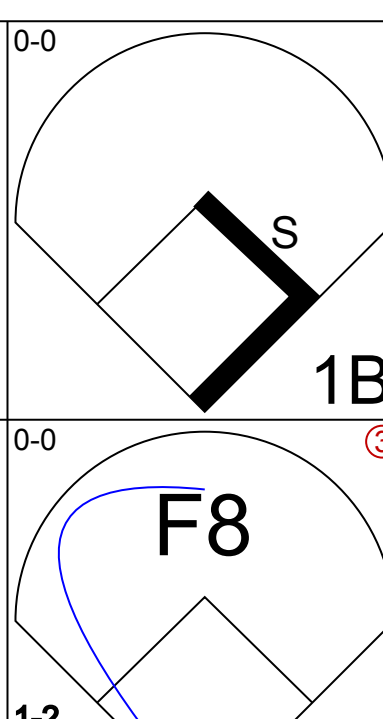
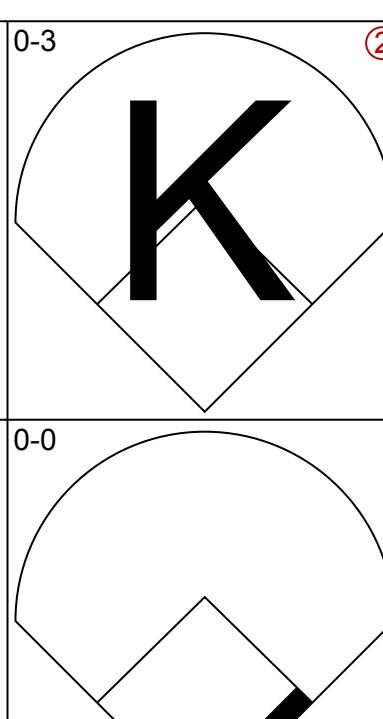
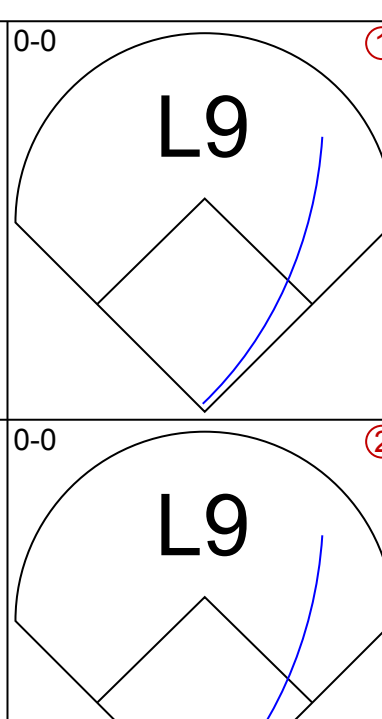
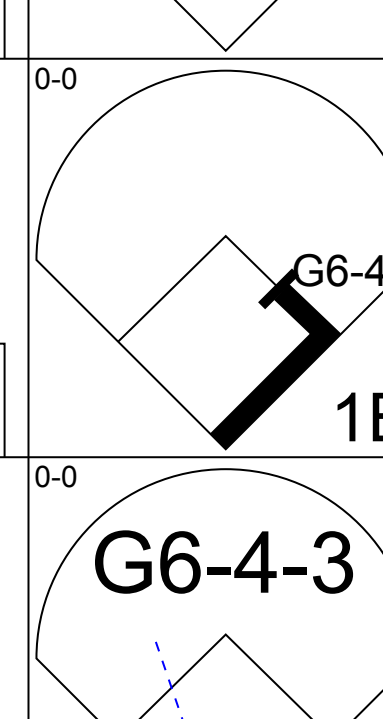
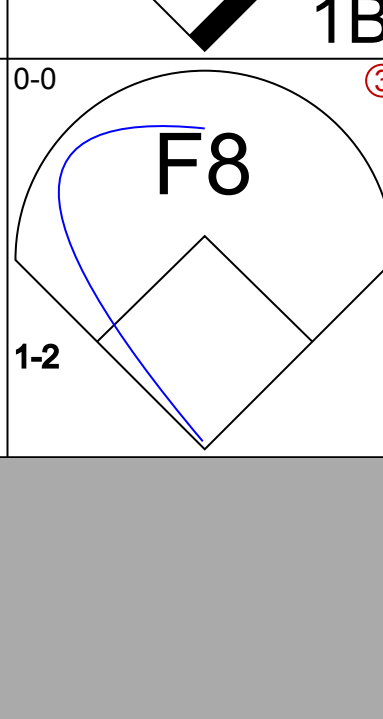
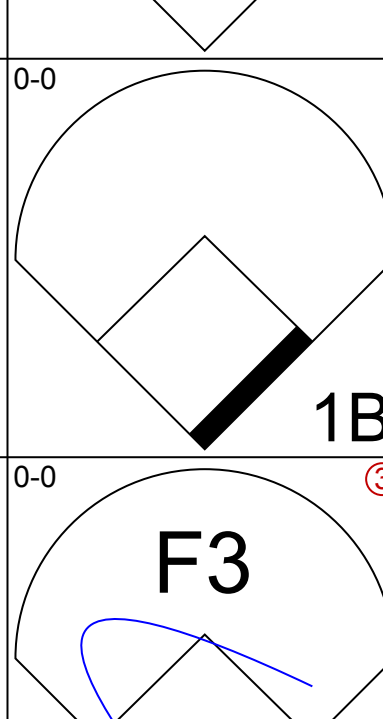
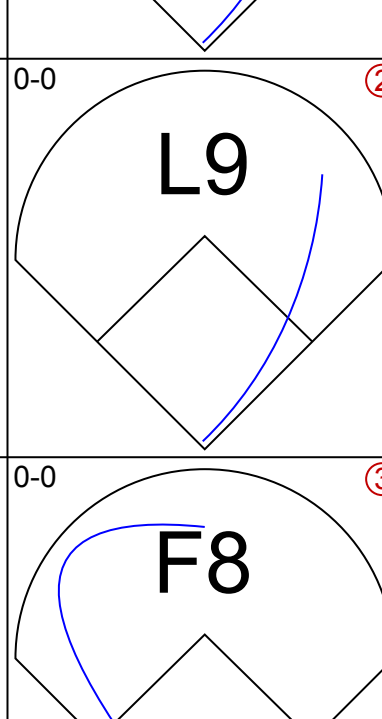
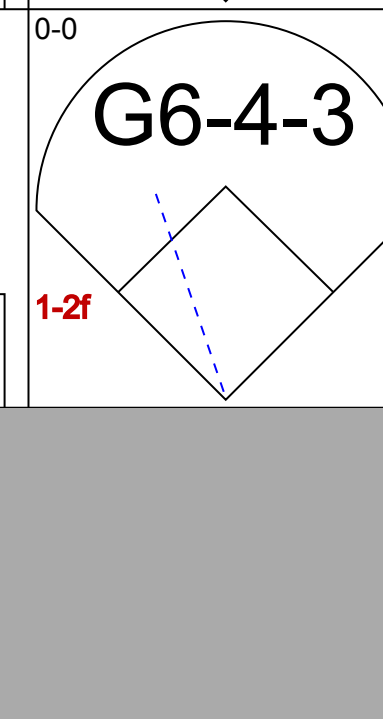
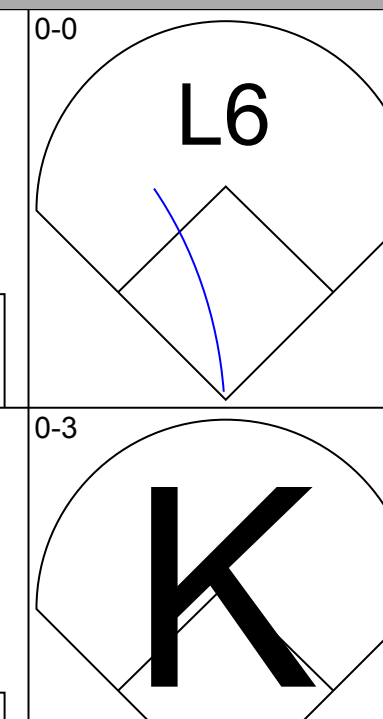
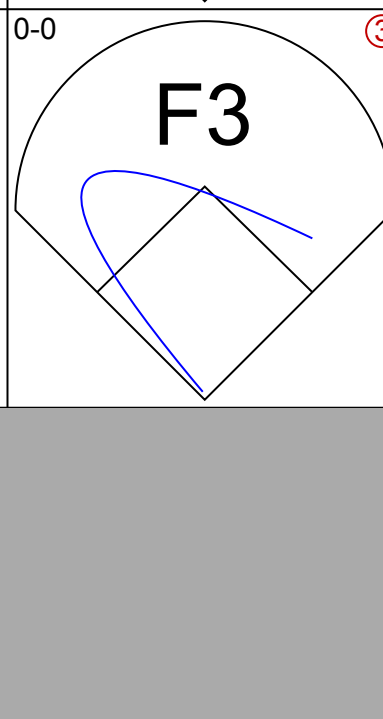
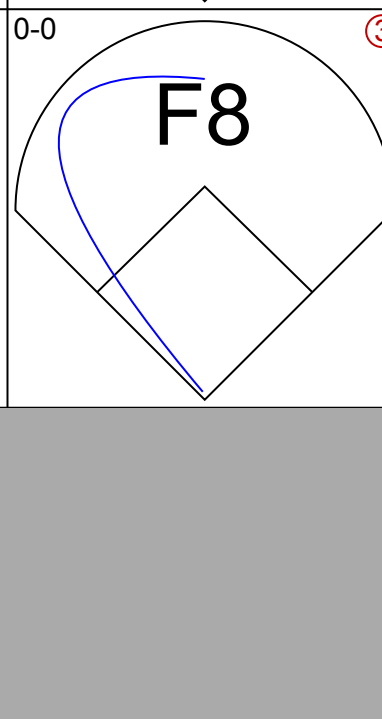
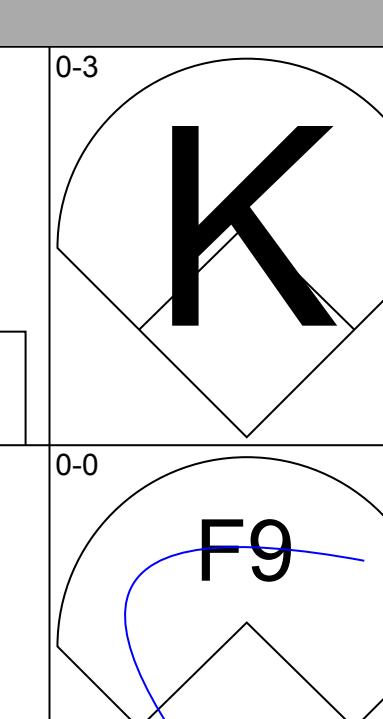
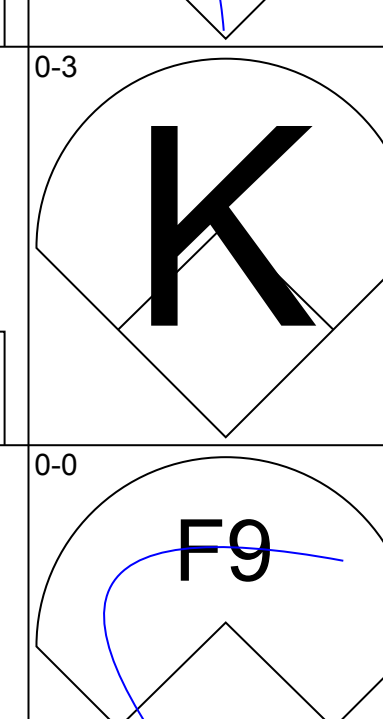
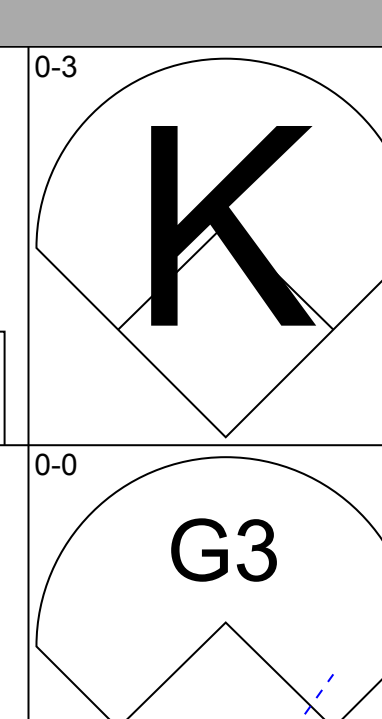
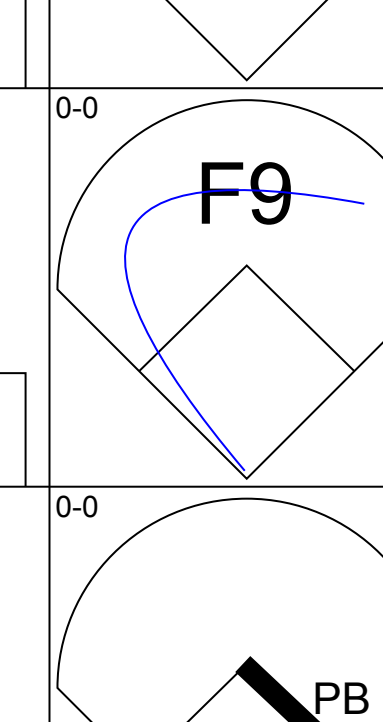
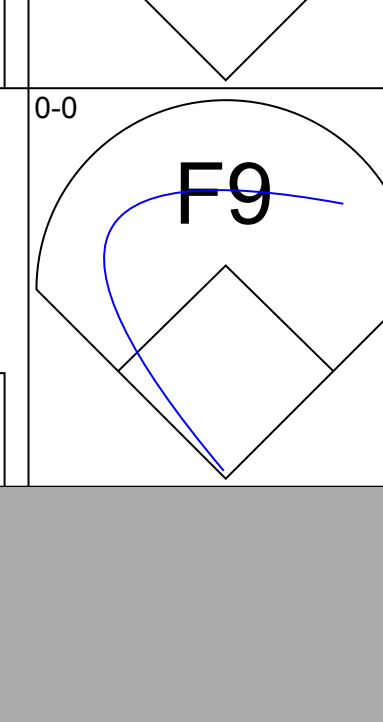
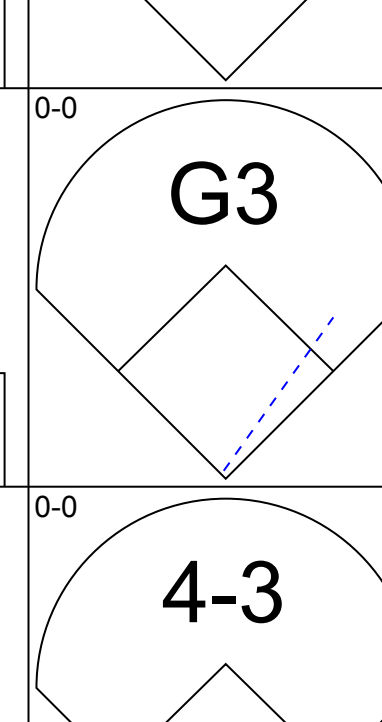
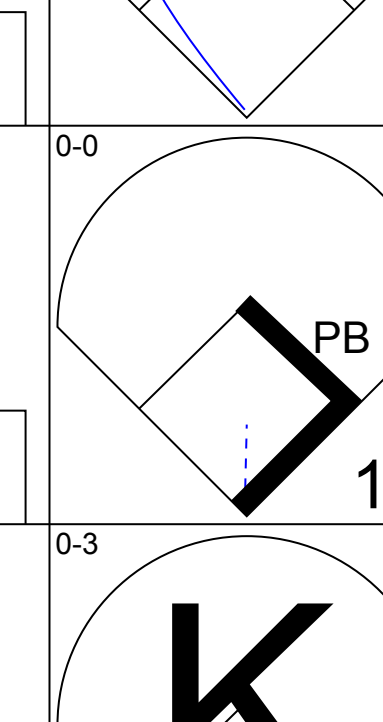
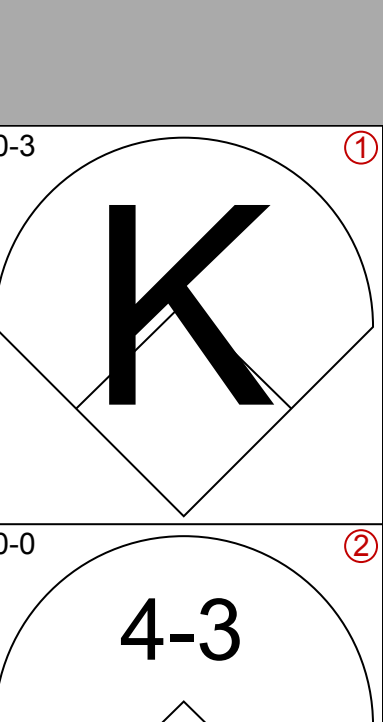
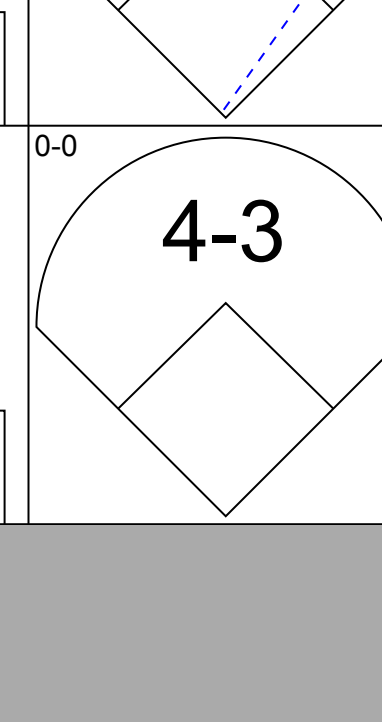
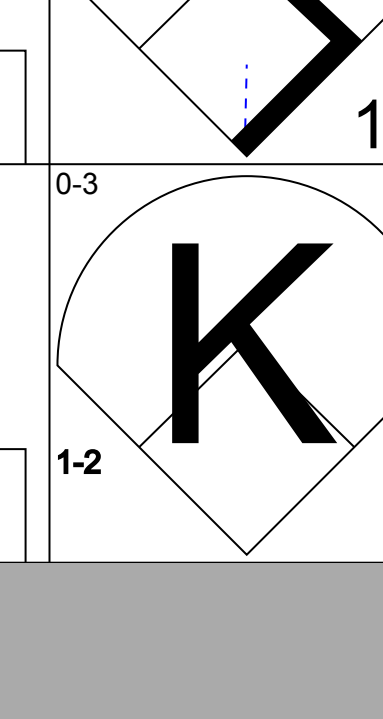
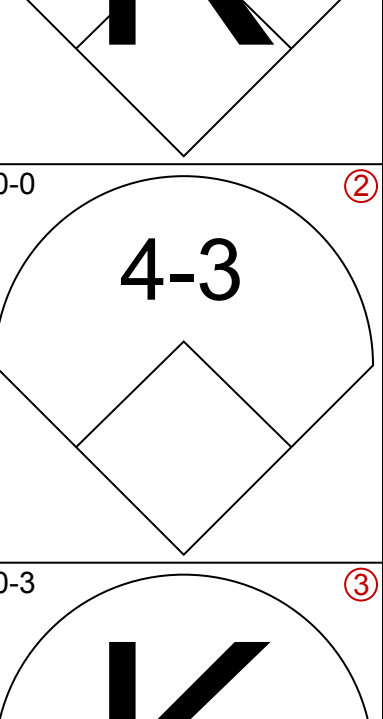
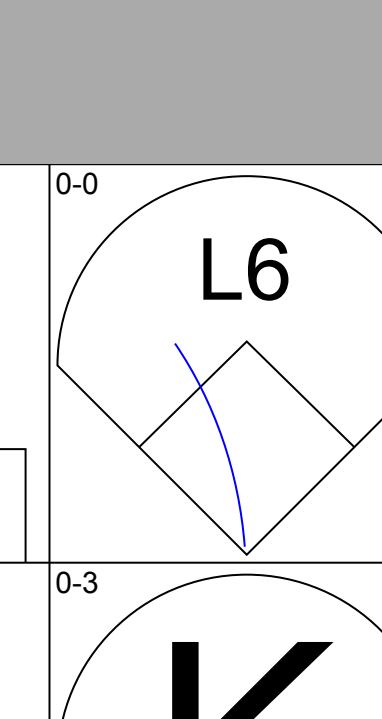
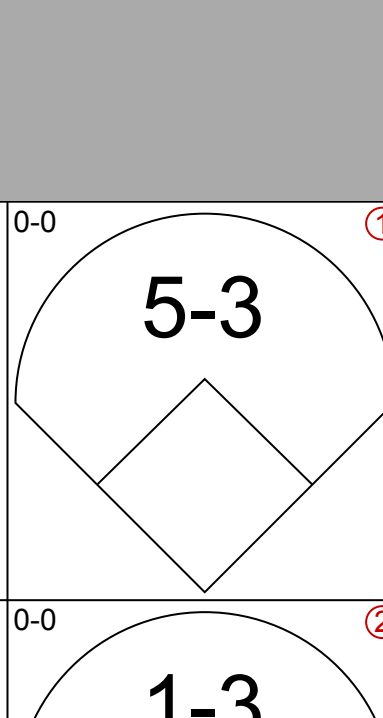
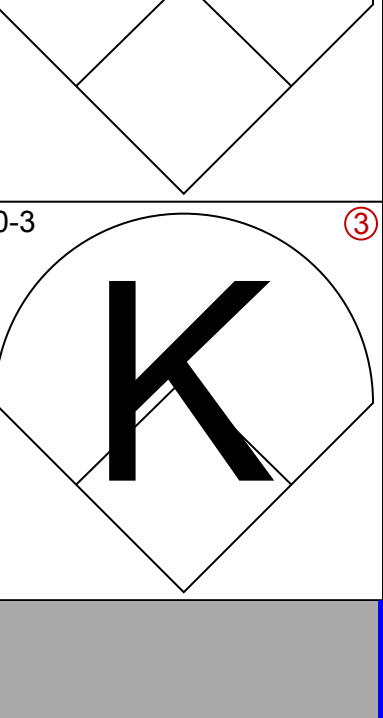
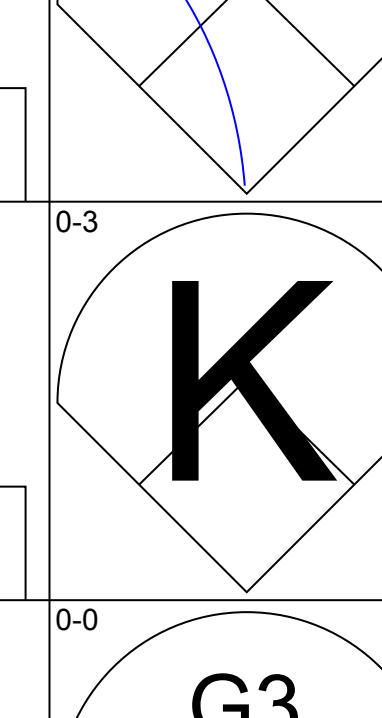
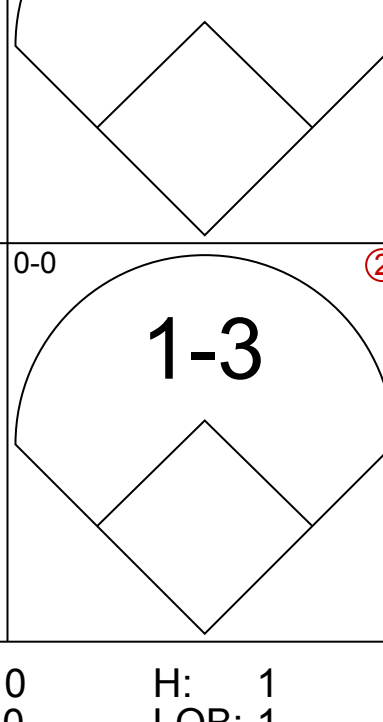
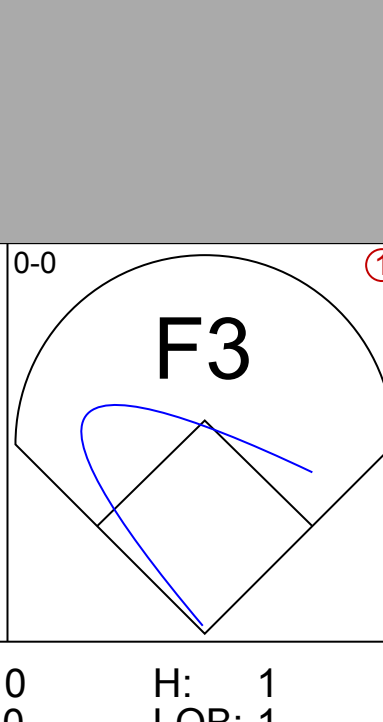
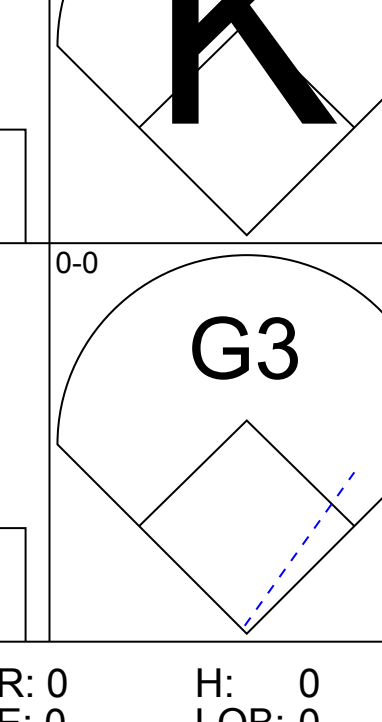
Batter	1	2	3	4	5	6	7	8	9	AB	R	H	RBI	BB	SO	LOB	TOP			
Felipe Alou, R OBP: 0.365, SLG: 0.534 (1, 3)										4	1	1	0	0	1	1	Atlanta Braves @ Chicago Cubs Wrigley Field, Chicago, IL Thu Sep 15 1966, 3:33 AM CDT Att: 1,115 - Sunny - 60 F			
Eddie Mathews, L OBP: 0.341, SLG: 0.423 (1, 5)										3	0	1	0	1	0	1				
Hank Aaron, R OBP: 0.362, SLG: 0.539 Ty Cline, L OBP: 0.327, SLG: 0.327 (7, 9)										3	1	0	0	0	0	1				
Joe Torre, R OBP: 0.377, SLG: 0.554 (1, 2)										3	0	0	0	0	0	1				
Rico Carty, R OBP: 0.389, SLG: 0.464 (1, 7)										3	0	0	1	0	2	1				
Mack Jones, L OBP: 0.332, SLG: 0.449 (1, 8)										2	0	0	0	1	0	0				
Frank Bolling, R OBP: 0.244, SLG: 0.256 (1, 4)										3	0	1	0	0	0	1				
Woody Woodward, R OBP: 0.327, SLG: 0.329 (1, 6)										3	0	1	0	0	1	1				
Tony Cloninger, R OBP: 0.264, SLG: 0.431 Jay Ritchie, R OBP: 0.333, SLG: 0.333 Clay Carroll, R OBP: 0.100, SLG: 0.100 Gene Oliver, R OBP: 0.251, SLG: 0.362 Phil Niekro, R (8, 1)										2	0	0	0	0	0	1				
Inning Stats	R: 0 E: 0 K: 0 S: 2	H: 0 LOB: 0 BB: 1 P: 6	R: 0 E: 0 K: 0 S: 3	H: 0 LOB: 1 BB: 1 P: 7	R: 0 E: 0 K: 0 S: 4	H: 1 LOB: 1 BB: 0 P: 4	R: 0 E: 0 K: 1 S: 5	H: 0 LOB: 0 BB: 0 P: 5	R: 0 E: 0 K: 1 S: 5	H: 0 LOB: 0 BB: 0 P: 5	R: 1 E: 1 K: 0 S: 4	H: 0 LOB: 0 BB: 0 P: 4	R: 0 E: 0 K: 1 S: 5	H: 0 LOB: 0 BB: 0 P: 5	R: 1 E: 0 K: 1 S: 7	H: 2 LOB: 1 BB: 0 P: 7		1B: 4 2B: 1 3B: 0 HR: 0	SF: 1 SAC: 1 DP: 2 HBP: 0	WP: 0 PB: 0 SB: 2 CS: 0
PITCHER Fergie Jenkins, R ERA: 3.62 (1, 1)	IP: 9.0 WLS: W BF: 32 H: 4 R: 2 ER: 1 SO: 4 BB: 2 IBB: 0 HBP: 0 BLK: 0 WP: 0 HR: 0 S: 38 P: 46 ERA: 1.00 WHIP: 0.667															PITCHER				

AB	28
R	2
H	4
RBI	2
BB	2
SO	4
LOB	9




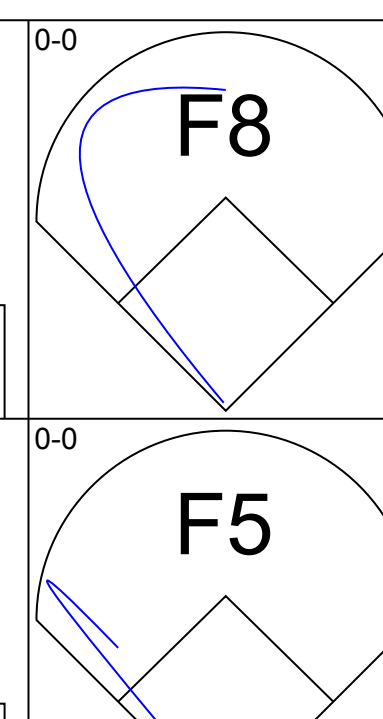
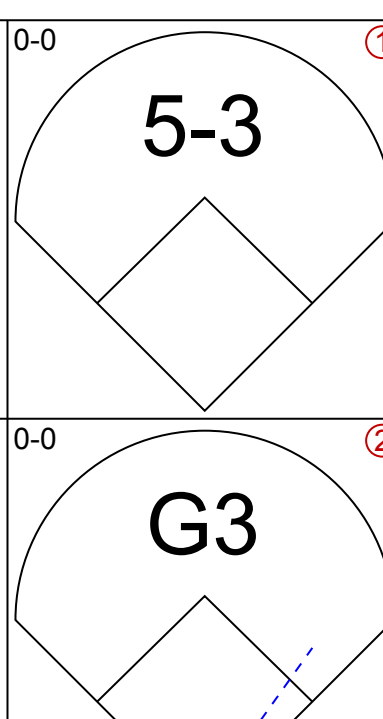
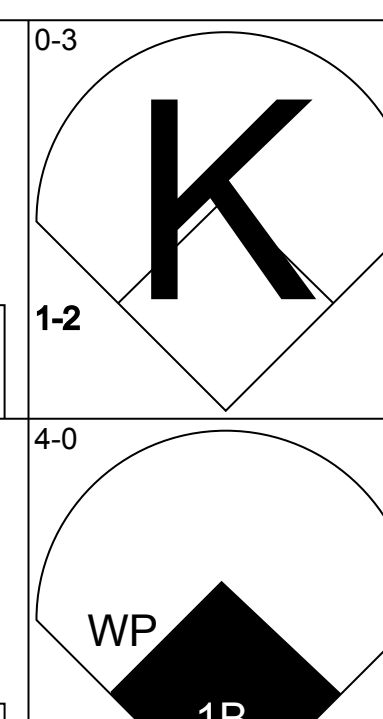
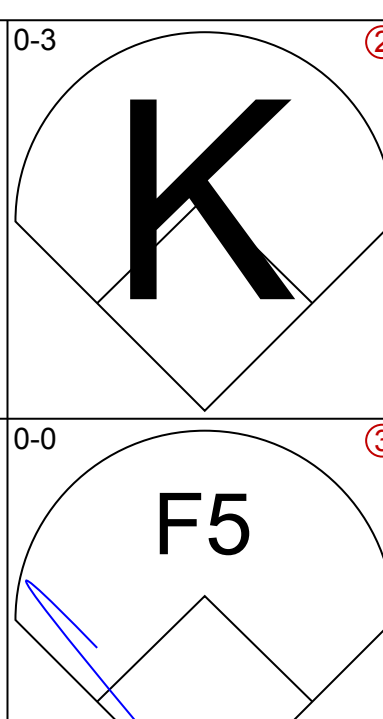
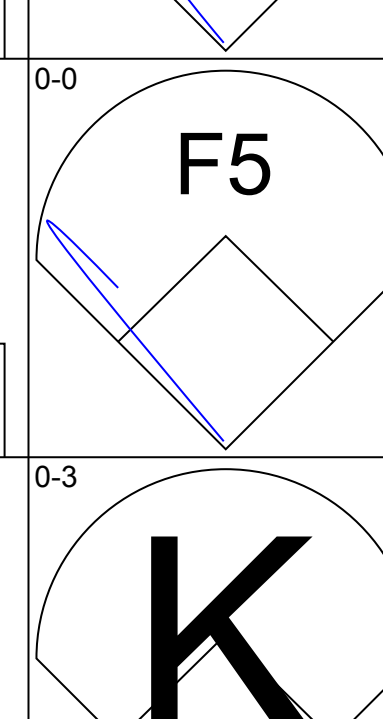
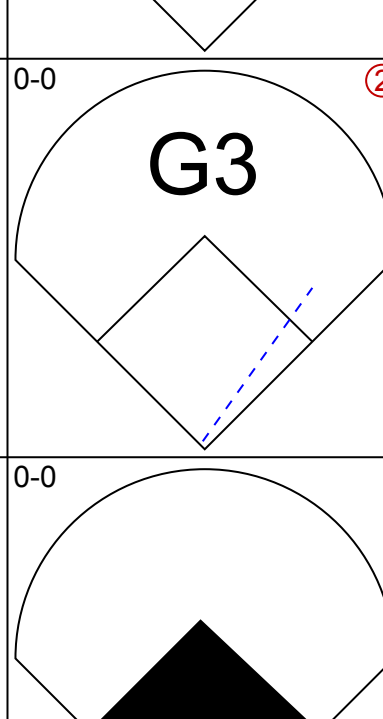
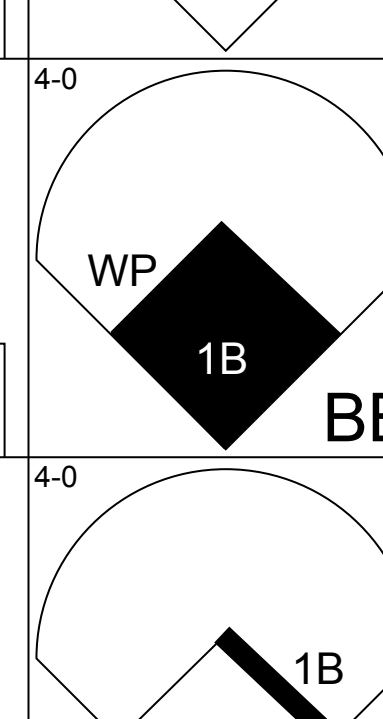
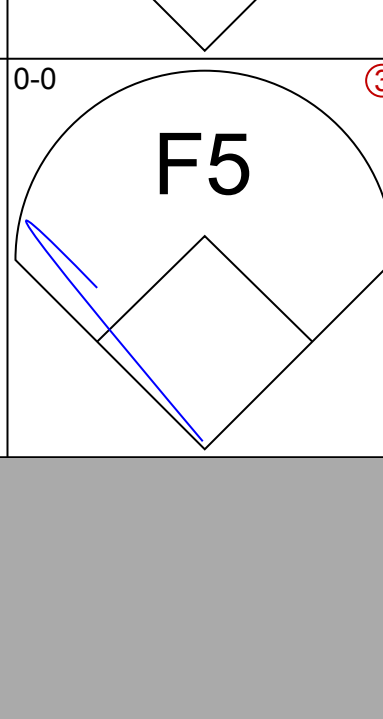
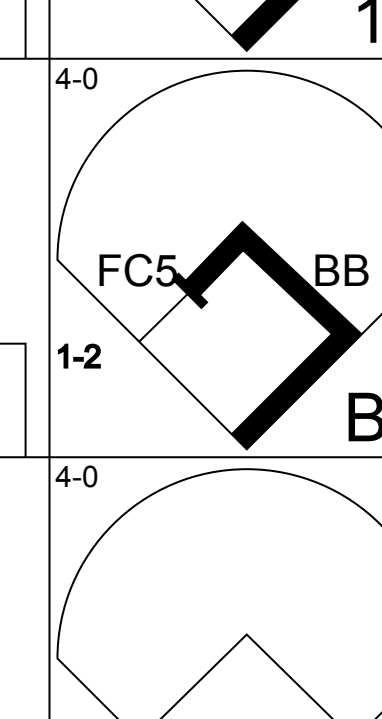
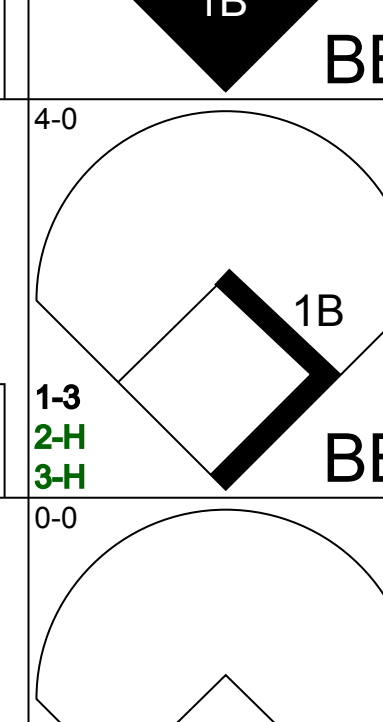
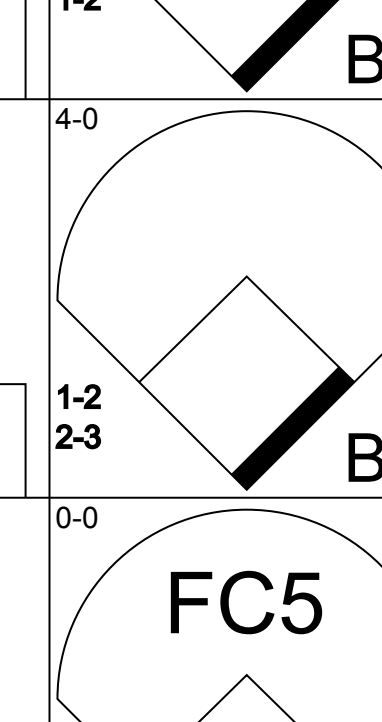
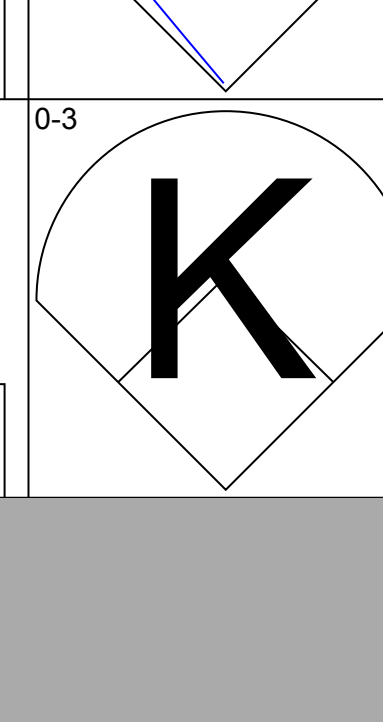
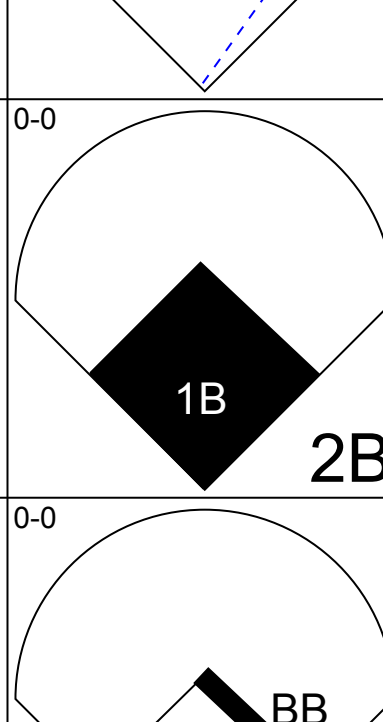
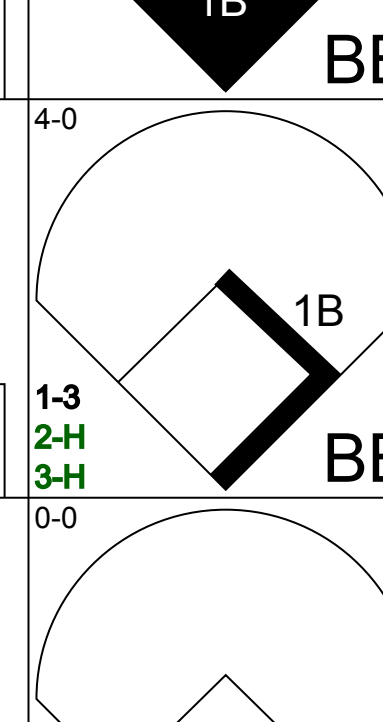
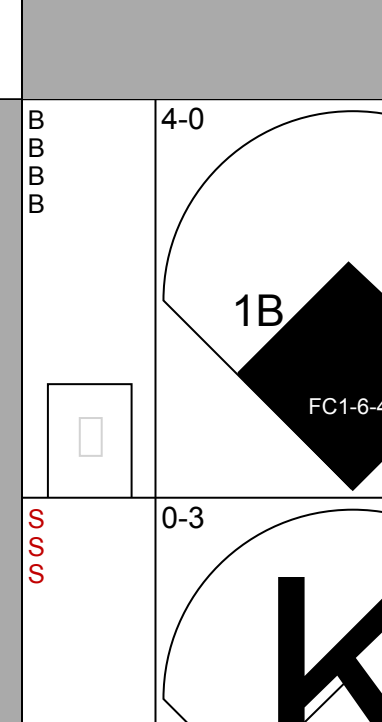
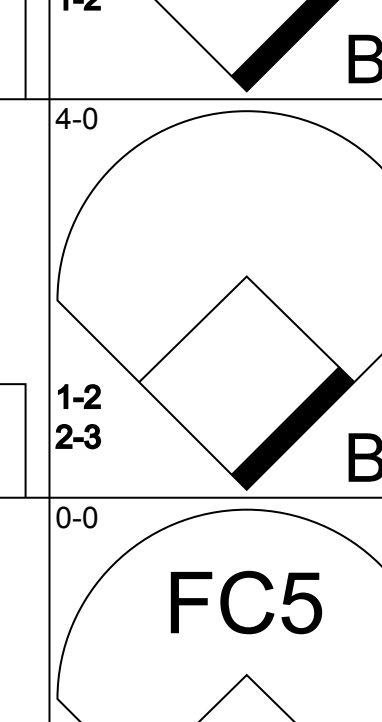
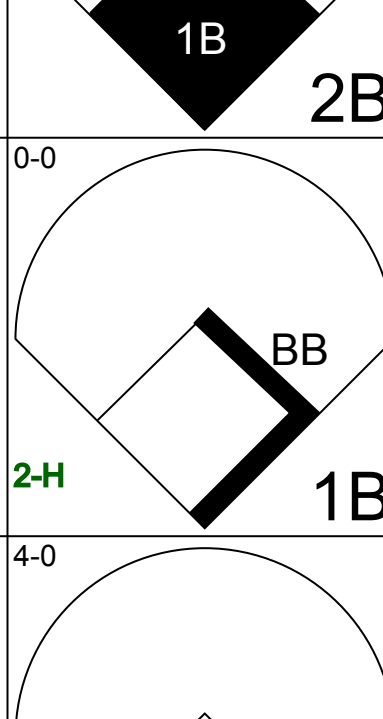
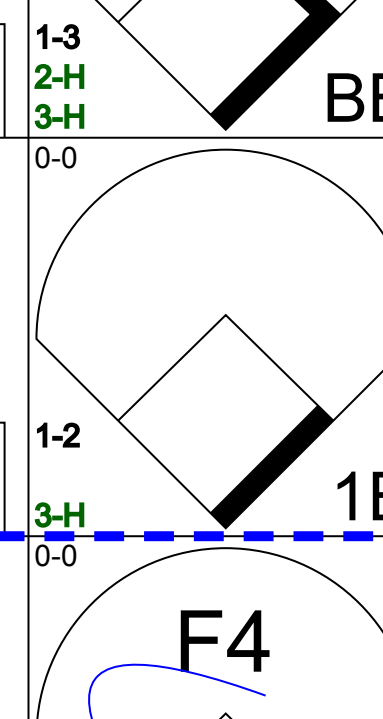
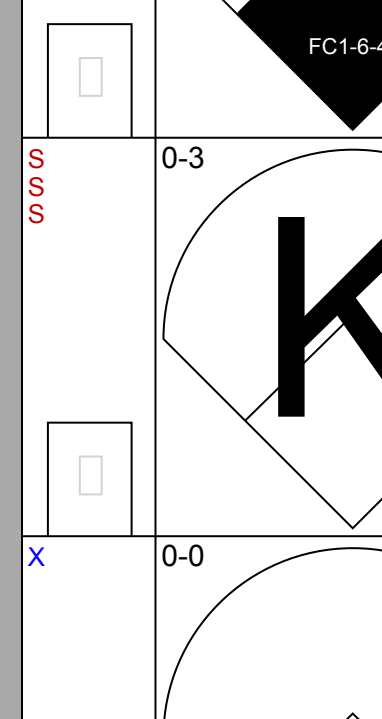
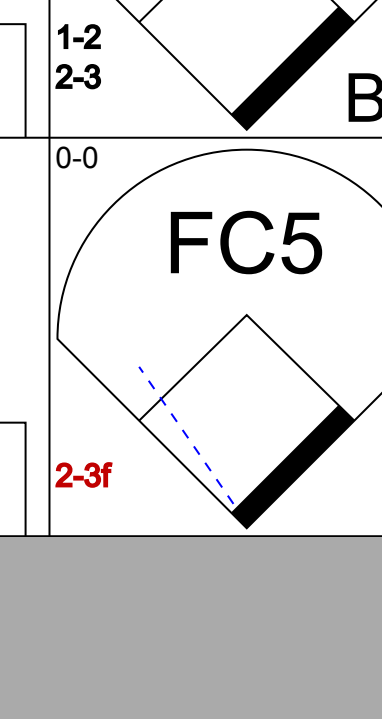
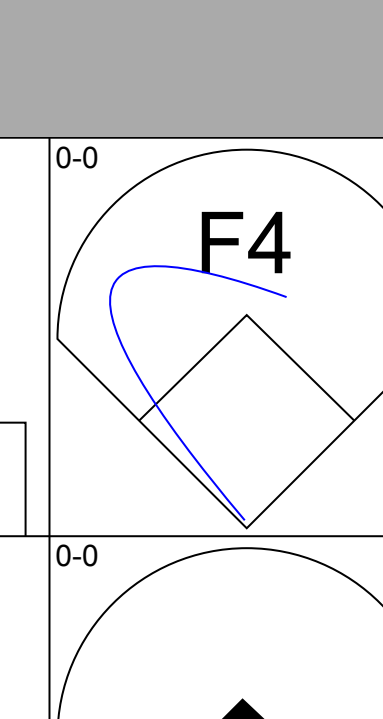
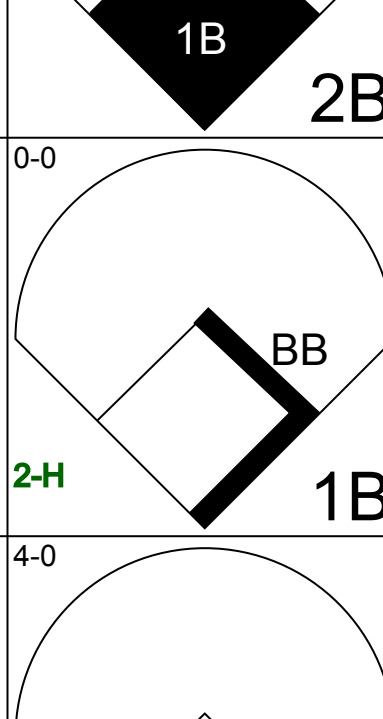
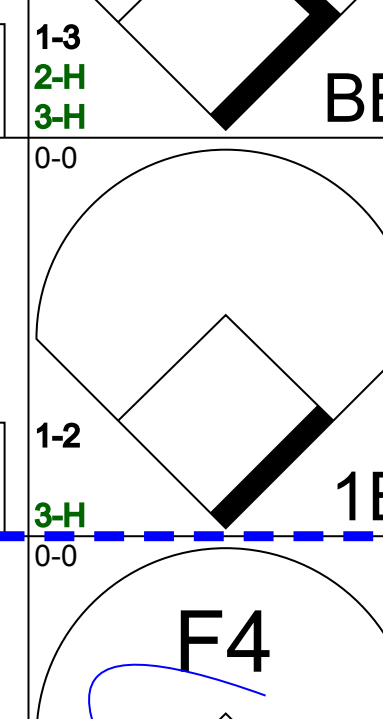
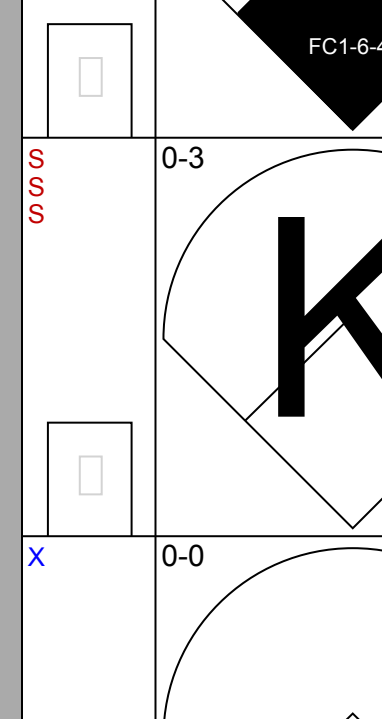
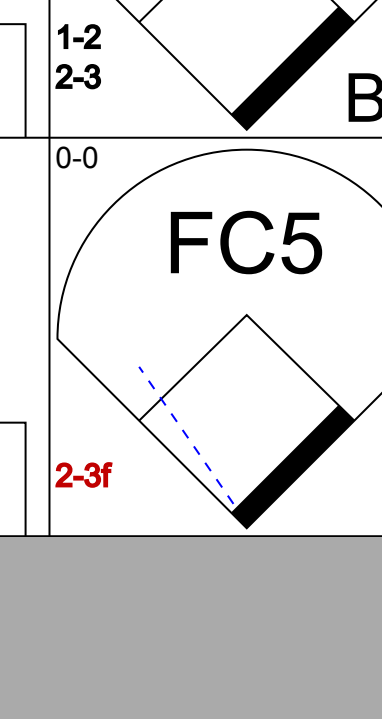
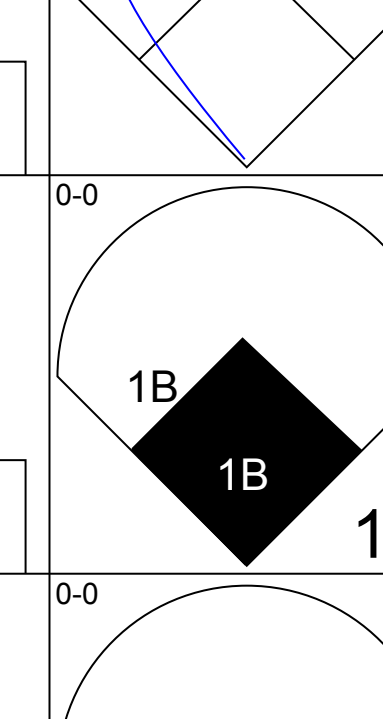
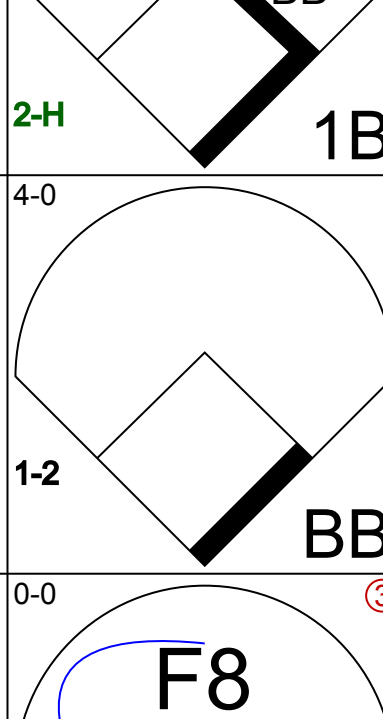
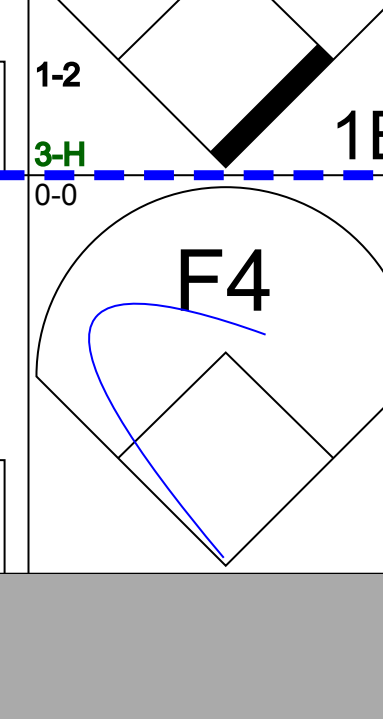
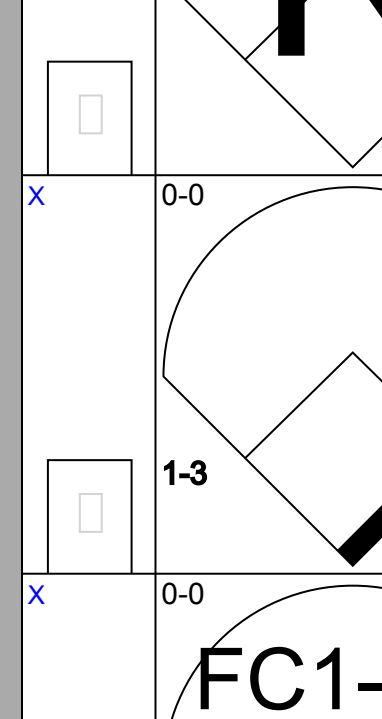
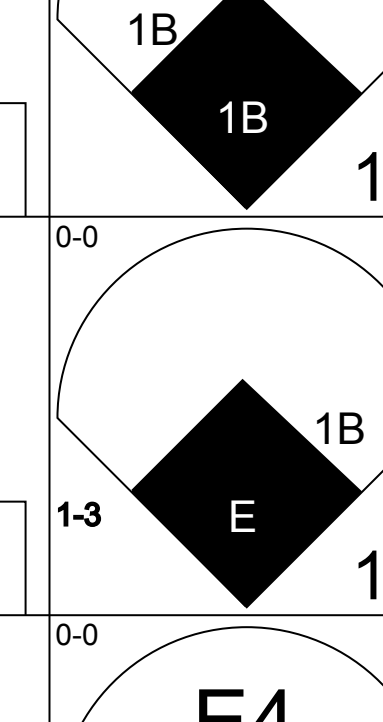
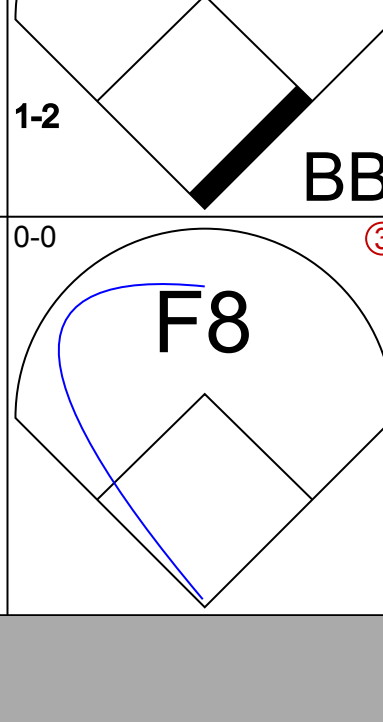
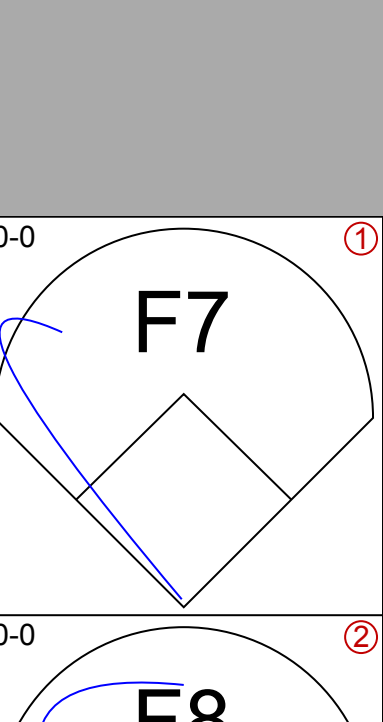
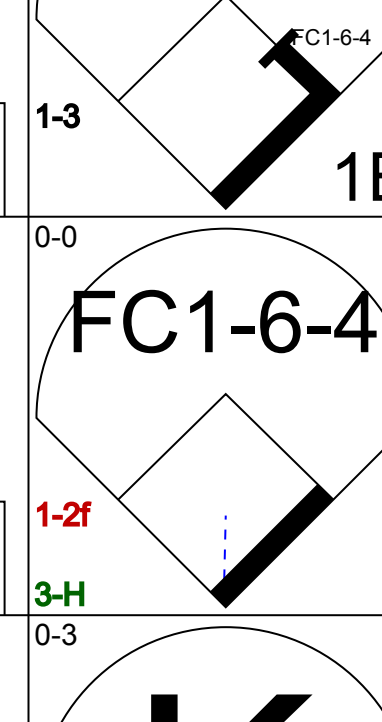
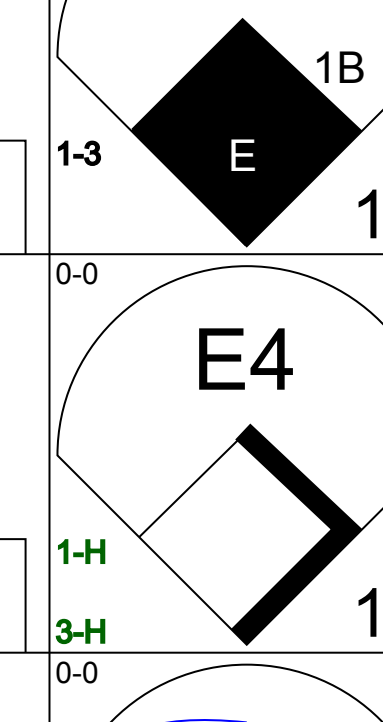
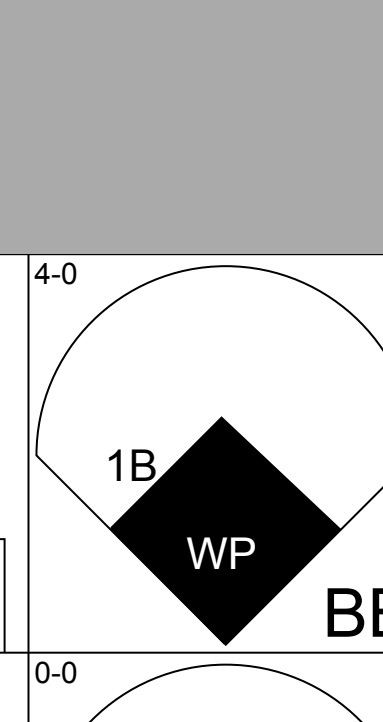
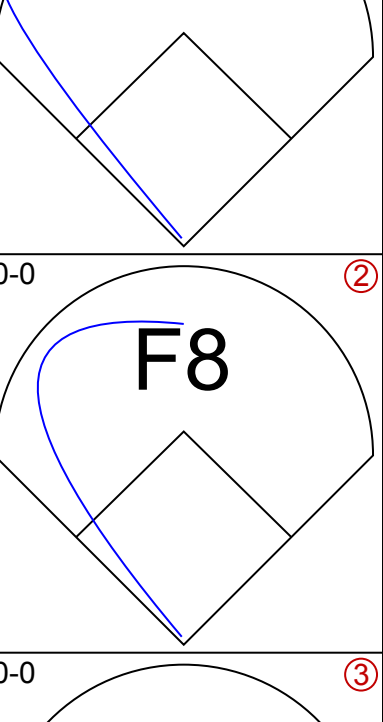
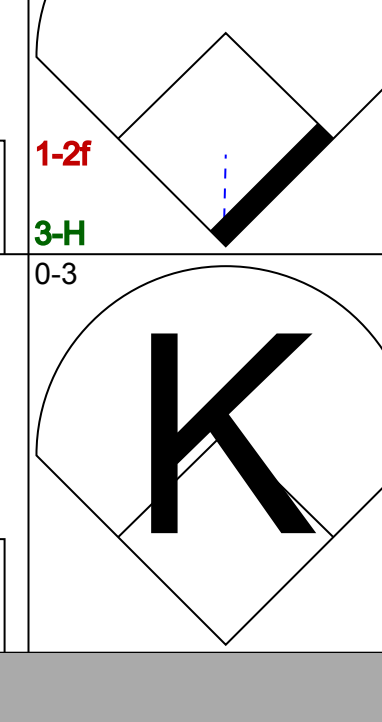
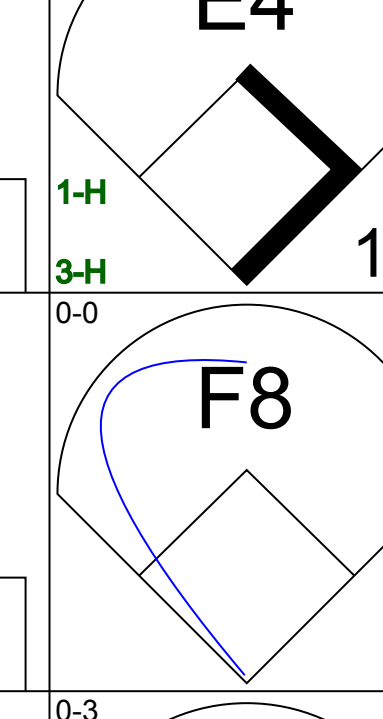
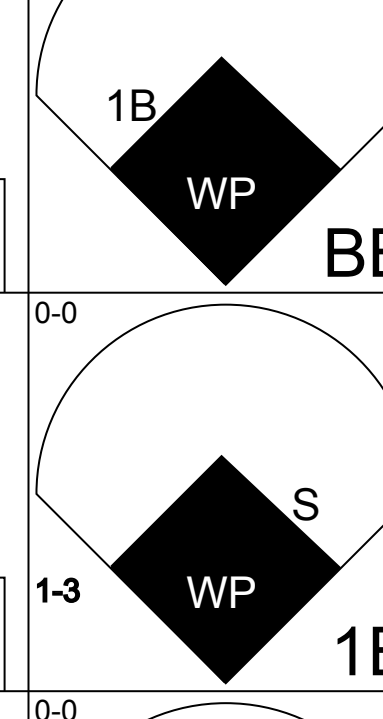
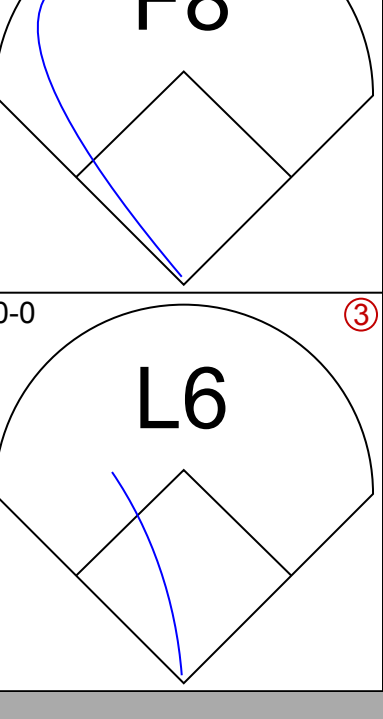
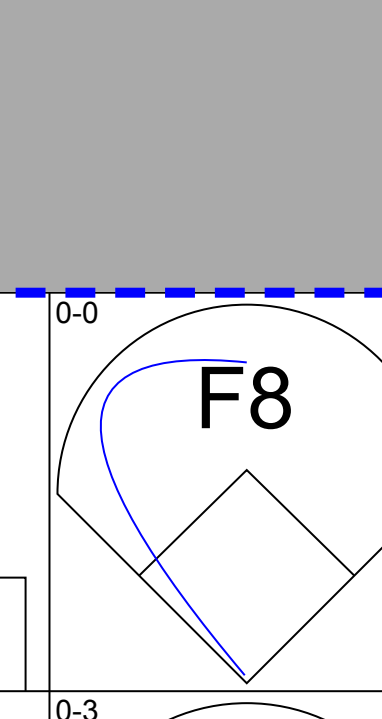
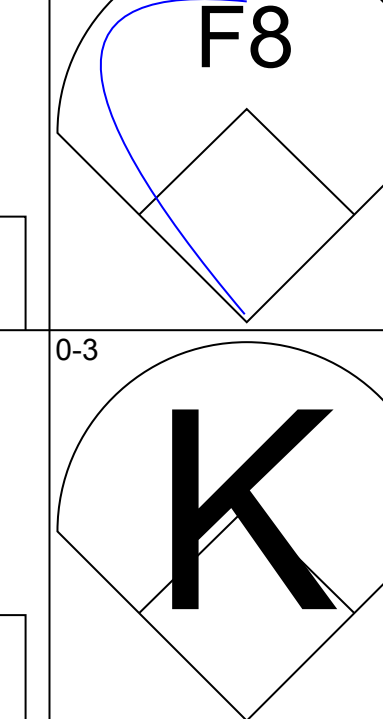
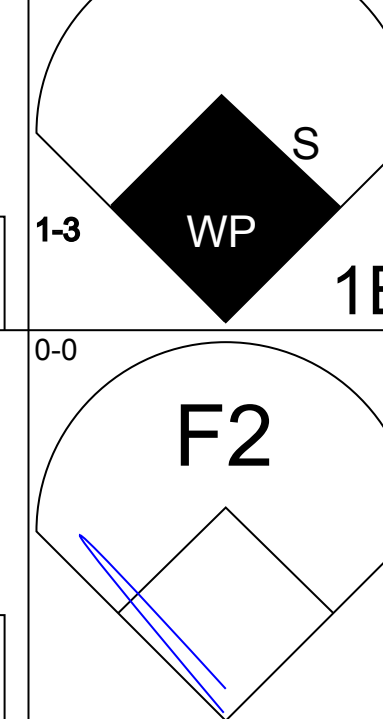
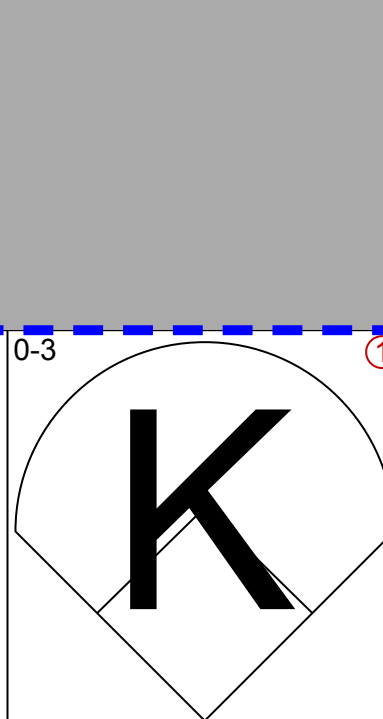
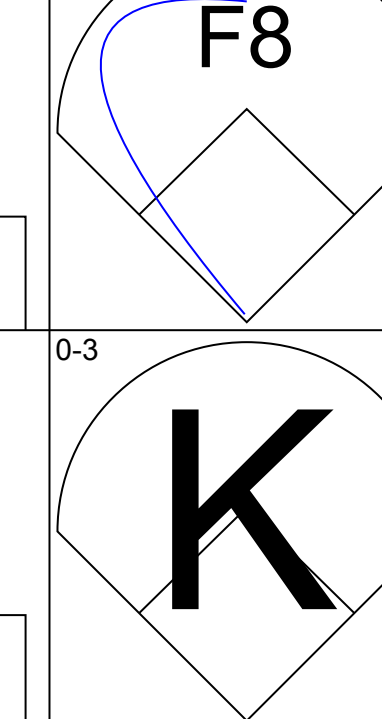
Batter	1	2	3	4	5	6	7	8	9	AB	R	H	RBI	BB	SO	LOB	BOTTOM											
Don Kessinger, S OBP: 0.294, SLG: 0.297 (1, 6)										4	0	1	1	0	0	2	Atlanta Braves @ Chicago Cubs Wrigley Field, Chicago, IL Thu Sep 15 1966, 3:33 AM CDT Att: 1,115 - Sunny - 60 F											
Glenn Beckert, R OBP: 0.326, SLG: 0.357 (1, 4)										4	0	1	2	0	0	0												
Billy Williams, L OBP: 0.351, SLG: 0.481 (1, 9)										3	1	0	0	1	0	3												
Ron Santo, R OBP: 0.412, SLG: 0.542 (1, 5)										4	2	2	0	0	0	0												
14 Ernie Banks, R OBP: 0.315, SLG: 0.440 Joey Amalfitano, R OBP: 0.243, SLG: 0.194 John Boccabella, R OBP: 0.268, SLG: 0.355 (7, PR) (8, 3)										3	0	1	1	0	0	0												
Bob Raudman, L OBP: 0.250, SLG: 0.250 (1, 7)										4	0	2	1	0	1	0												
Randy Hundley, R OBP: 0.296, SLG: 0.423 (1, 2)										4	1	1	2	0	1	1												
Adolfo Phillips, R OBP: 0.345, SLG: 0.452 (1, 8)										3	1	1	0	1	1	1												
Fergie Jenkins, R OBP: 0.196, SLG: 0.209 (1, 1)										4	1	0	0	0	1	5												
Inning Stats	R: 0 E: 0 K: 0 S: 3	H: 0 LOB: 0 BB: 0 P: 3	R: 0 E: 0 K: 0 S: 3	H: 0 LOB: 0 BB: 0 P: 3	R: 0 E: 0 K: 2 S: 7	H: 0 LOB: 0 BB: 0 P: 7	R: 0 E: 0 K: 0 S: 3	H: 0 LOB: 0 BB: 0 P: 3	R: 0 E: 0 K: 1 S: 5	H: 0 LOB: 0 BB: 0 P: 5	R: 6 E: 1 K: 0 S: 9	H: 6 LOB: 3 BB: 2 P: 17	R: 2 E: 0 K: 0 S: 5	H: 2 LOB: 1 BB: 1 P: 9	1B: 9 2B: 0 3B: 0 HR: 0	SF: 0 SAC: 0 DP: 0 HBP: 0		WP: 0 PB: 1 SB: 0 CS: 0	PA: 36									
PITCHER Tony Cloninger, R ERA: 4.16 (1, 1)	IP: 6.1 WLS: L BF: 24 H: 4 R: 4 ER: 4 SO: 4 BB: 1 IBB: 0 HBP: 0 BLK: 0 WP: 0 HR: 0 S: 31 P: 35 ERA: 5.68 WHIP: 0.789															PITCHER												
Jay Ritchie, R ERA: 2.05 (7, 1)	0.1	5	3	2	2	0	0	1	0	0	4	8	54.00	9.000														
Clay Carroll, R ERA: 2.28 (7, 1)	0.1	1	0	0	0	0	0	0	0	0	1	1	0.00	0.000														
Phil Niekro, R ERA: 4.28 (8, 1)	1.0	6	2	2	2	0	1	0	0	0	5	9	18.00	3.000														



Batter	1	2	3	4	5	6	7	8	9	AB	R	H	RBI	BB	SO	LOB	TOP					
Tommy Harper, R OBP: 0.350, SLG: 0.361 (1, 7)			 1B							4	0	1	0	0	2	0	Cincinnati Reds @ Atlanta Braves Atlanta Stadium, Atlanta, GA Fri Sep 16 1966, 7:05 PM EDT Att: 11,134 - Unknown					
Pete Rose, S OBP: 0.351, SLG: 0.453 (1, 4)	 1B		 1-2							4	0	2	0	0	0	1						
Tommy Helms, R OBP: 0.319, SLG: 0.395 (1, 5)	 1-2									4	0	0	0	0	0	2						
Deron Johnson, R OBP: 0.311, SLG: 0.470 (1, 3)										3	0	0	0	0	3	0						
Art Shamsky, L OBP: 0.314, SLG: 0.535 (1, 9)										3	0	0	0	0	0	0						
Vada Pinson, L OBP: 0.332, SLG: 0.451 (1, 8)		 1B								3	0	1	0	0	1	0						
Johnny Edwards, L OBP: 0.272, SLG: 0.291 (1, 2)		 1-2								3	0	0	0	0	1	1						
Leo Cardenas, R OBP: 0.313, SLG: 0.421 (1, 6)										3	0	0	0	0	2	0						
Jim Maloney, L OBP: 0.247, SLG: 0.247 (4, 1)										1	0	0	0	0	0	0						
Inning Stats	R: 0 E: 0 K: 1 S: 5	H: 1 LOB: 0 BB: 0 P: 5	R: 0 E: 0 K: 2 S: 8	H: 1 LOB: 1 BB: 0 P: 8	R: 0 E: 0 K: 0 S: 4	H: 1 LOB: 1 BB: 0 P: 4	R: 0 E: 0 K: 1 S: 5	H: 0 LOB: 0 BB: 0 P: 5	R: 0 E: 0 K: 2 S: 7	H: 0 LOB: 0 BB: 0 P: 7	R: 0 E: 0 K: 1 S: 6	H: 1 LOB: 1 BB: 0 P: 6	R: 0 E: 0 K: 1 S: 5	H: 0 LOB: 0 BB: 0 P: 5	R: 0 E: 0 K: 1 S: 5	H: 0 LOB: 0 BB: 0 P: 3	R: 0 E: 0 K: 0 S: 3	H: 0 LOB: 0 BB: 0 P: 3	1B: 4 2B: 0 3B: 0 HR: 0	SF: 0 SAC: 0 DP: 1 HBP: 0	WP: 0 PB: 1 CS: 1	PA: 30
PITCHER Pat Jarvis, R ERA: 2.05 (1, 1)	IP: 9.0 WLS: W BF: 30 H: 4 R: 0 ER: 0 SO: 9 BB: 0 IBB: 0 HBP: 0 BLK: 0 WP: 0 HR: 0 S: 48 P: 48 ERA: 0.00 WHIP: 0.444																					

AB	30
R	0
H	4
RBI	0
BB	0
SO	9
LOB	4



Batter	1	2	3	4	5	6	7	8	9	AB	R	H	RBI	BB	SO	LOB	BOTTOM					
Felipe Alou, R OBP: 0.364, SLG: 0.531 (1, 3)				 1-2						5	0	1	0	0	2	2	Cincinnati Reds @ Atlanta Braves Atlanta Stadium, Atlanta, GA Fri Sep 16 1966, 7:05 PM EDT Att: 11,134 - Unknown					
Eddie Mathews, L OBP: 0.342, SLG: 0.420 (8, FR)				 1B				 1B		3	1	0	0	2	0	0						
Lee Bales, S OBP: 0.100, SLG: 0.100 (9, 5)				 1B				 1B		0	0	0	0	0	0	0						
Hank Aaron, R OBP: 0.364, SLG: 0.541 (7, PR)			 2B	 1B			 1B	 1B		2	1	1	1	2	1	0						
Ty Cline, L OBP: 0.340, SLG: 0.327 (8, 9)			 2B	 1B			 1B	 1B		0	1	0	0	1	0	0						
Joe Torre, R OBP: 0.377, SLG: 0.552 (1, 2)			 1B	 1B						5	0	2	2	0	1	4						
Rico Carty, R OBP: 0.392, SLG: 0.465 (1, 7)		 1B	 1B				 1B			3	1	2	0	1	0	2						
Mack Jones, L OBP: 0.331, SLG: 0.447 (1, 8)		 1B					 1-2			4	1	1	1	0	0	3						
Denis Menke, R OBP: 0.353, SLG: 0.406 (1, 6)		 1B		 1B						3	1	1	1	1	1	1						
Woody Woodward, R OBP: 0.326, SLG: 0.328 (1, 4)				 1B						4	1	1	0	0	0	1						
Pat Jarvis, R (1, 1)										4	0	0	0	0	3	3						
Inning Stats	R: 0 E: 0 K: 1 S: 5	H: 0 LOB: 0 BB: 0 P: 5	R: 2 E: 1 K: 1 S: 8	H: 3 LOB: 1 BB: 0 P: 8	R: 1 E: 0 K: 0 S: 5	H: 2 LOB: 2 BB: 1 P: 9	R: 3 E: 0 K: 1 S: 7	H: 2 LOB: 3 BB: 3 P: 19	R: 0 E: 0 K: 0 S: 3	H: 0 LOB: 0 BB: 0 P: 3	R: 0 E: 0 K: 2 S: 7	H: 0 LOB: 0 BB: 0 P: 7	R: 1 E: 0 K: 2 S: 8	H: 1 LOB: 1 BB: 1 P: 12	R: 0 E: 0 K: 1 S: 6	H: 1 LOB: 3 BB: 2 P: 14	R: 0 E: 0 K: 0 S: 6	H: 1 LOB: 3 BB: 2 P: 14	1B: 8 2B: 1 3B: 0 HR: 0	SF: 0 SAC: 0 DP: 0 HBP: 0	WP: 3 PB: 0 SB: 1 CS: 0	PA: 40
PITCHER Jim Maloney, R ERA: 3.0 (1, 1)	IP: 3.2 WLS: L BF: 22 H: 7 R: 6 ER: 6 SO: 3 BB: 4 IBB: 0 HBP: 0 BLK: 0 WP: 1 HR: 0 S: 24 P: 40 ERA: 14.73 WHIP: 3.000																					
Dom Zanni, R ERA: (4, 1)	1.1 4 0 0 0 0 0 0 0 0 0 0 4 4 0.00 0.000																					
Ted Davidson, L ERA: 3.98 (6, 1)	2.0 8 1 1 1 4 1 0 0 0 0 0 15 19 4.50 1.000																					
Darrell Osteen, R ERA: 12.54 (8, 1)	1.0 6 1 0 0 1 2 0 0 0 0 0 6 14 0.00 3.000																					

AB	33
R	7
H	9
RBI	5
BB	7
SO	8
LOB	16



Batter	1	2	3	4	5	6	7	8	9	AB	R	H	RBI	BB	SO	LOB	TOP			
Lou Brock, L OBP: 0.324, SLG: 0.431 (1, 7)										4	1	2	0	0	0	0				
Curt Flood, R OBP: 0.302, SLG: 0.364 (1, 8)										4	0	1	0	0	0	1				
Tim McCarver, L OBP: 0.327, SLG: 0.438 (1, 2)										4	0	1	0	0	0	3				
Orlando Cepeda, R OBP: 0.363, SLG: 0.482 (1, 3)										4	0	0	1	0	0	3				
Mike Shannon, R OBP: 0.349, SLG: 0.472 (1, 9)										3	0	0	0	0	2	1				
Ed Spiezio, R OBP: 0.195, SLG: 0.300 (1, 5)										3	0	0	0	0	0	0				
Jerry Buchek, R OBP: 0.307, SLG: 0.369 (1, 4)										3	0	0	0	0	1	0				
Dal Maxvill, R OBP: 0.330, SLG: 0.315 (1, 6)										3	0	1	0	0	0	0				
Ray Washburn, R OBP: 0.127, SLG: 0.173 Ron Willis, R (7, 1)										2	0	0	0	0	2	1				
Tito Francona, L OBP: 0.252, SLG: 0.336 (8, PH) Nelson Briles, R OBP: 0.125, SLG: 0.079 (8, 1)										0	0	0	0	0	0	0				
										1	0	0	0	0	0	0				
										0	0	0	0	0	0	0				
Inning Stats	R: 1 E: 0 K: 1 S: 7	H: 2 LOB: 1 BB: 0 P: 7	R: 0 E: 0 K: 1 S: 5	H: 0 LOB: 0 BB: 0 P: 5	R: 0 E: 0 K: 1 S: 5	H: 0 LOB: 0 BB: 0 P: 5	R: 0 E: 0 K: 1 S: 5	H: 1 LOB: 1 BB: 0 P: 5	R: 0 E: 0 K: 0 S: 4	H: 1 LOB: 1 BB: 0 P: 4	R: 0 E: 0 K: 0 S: 3	H: 0 LOB: 0 BB: 0 P: 3	R: 0 E: 0 K: 0 S: 3	H: 0 LOB: 0 BB: 0 P: 3	R: 0 E: 0 K: 0 S: 3	H: 0 LOB: 0 BB: 0 P: 3	1B: 5 2B: 0 3B: 0 HR: 0	SF: 0 SAC: 0 DP: 1 HBP: 0	WP: 0 PB: 0 SB: 4 CS: 0	PA: 31
PITCHER Tony Cloninger, R ERA: 4.05 (1, 1)	IP: 9.0 WLS: W BF: 31 H: 5 R: 1 ER: 1 SO: 5 BB: 0 IBB: 0 HBP: 0 BLK: 0 WP: 0 HR: 0 S: 41 P: 41 ERA: 1.00 WHIP: 0.556															PITCHER				

St. Louis Cardinals @ Atlanta Braves
Atlanta Stadium, Atlanta, GA
Tue Sep 20 1966, 7:05 PM EDT
Att: 12,818 - Unknown


AB 31
R 1
H 5
RBI 1
BB 0
SO 5
LOB 9

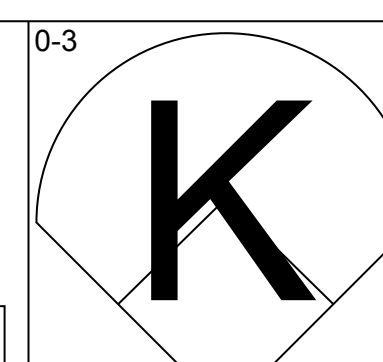
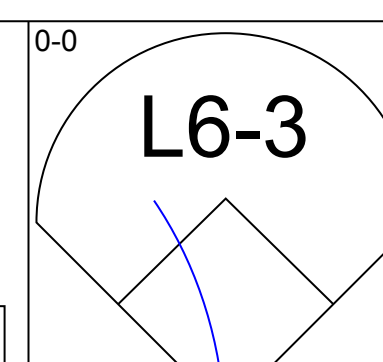
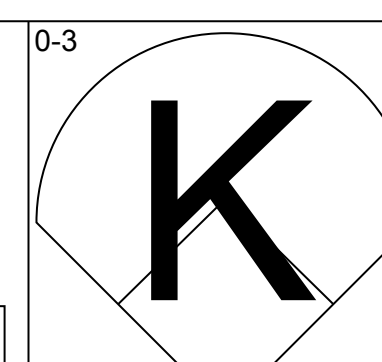
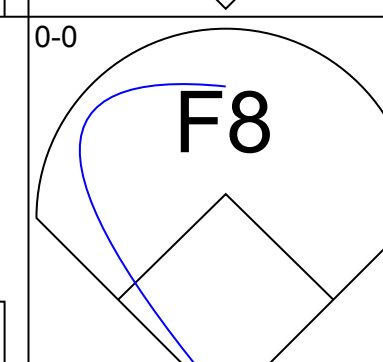
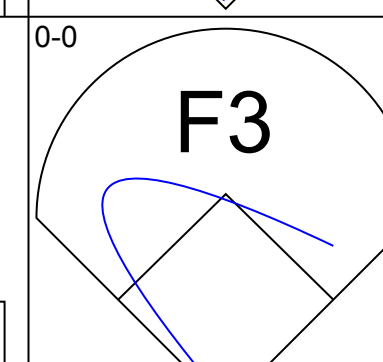
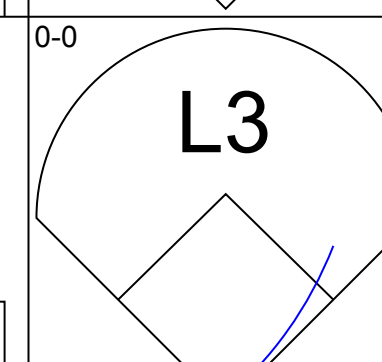
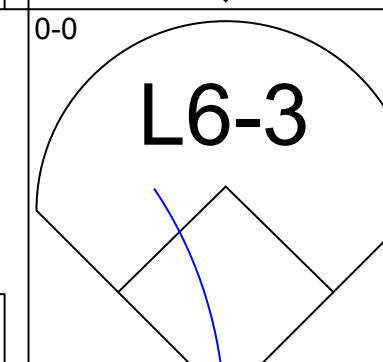
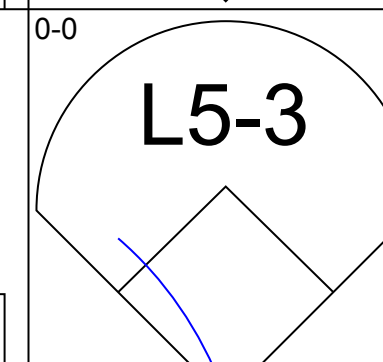
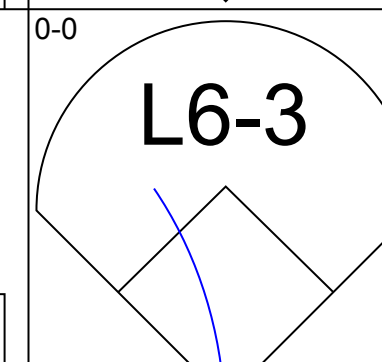
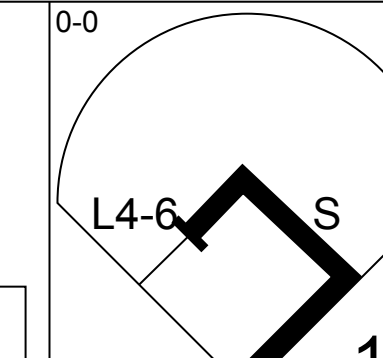
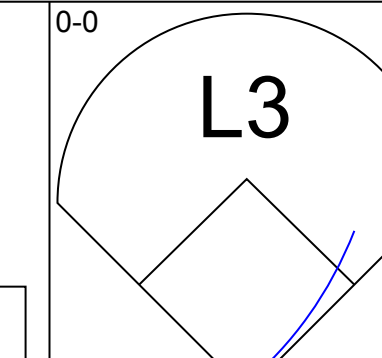
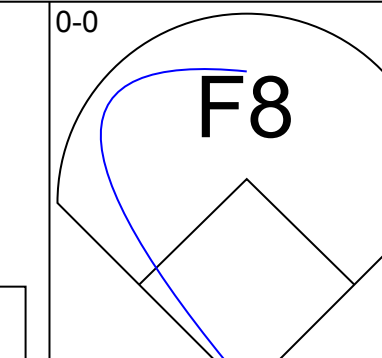

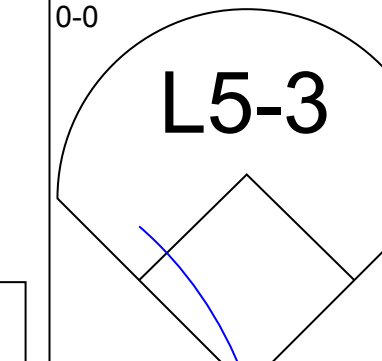
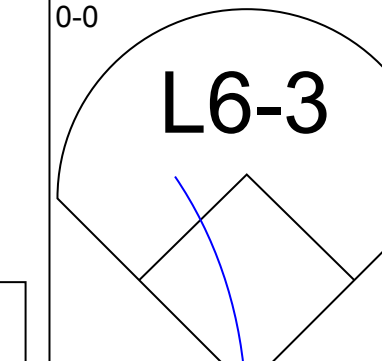

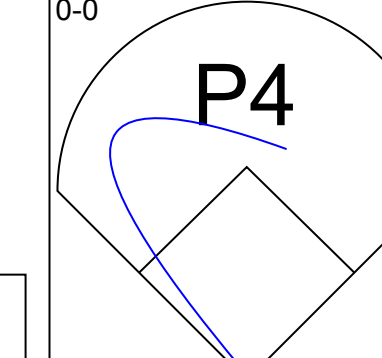
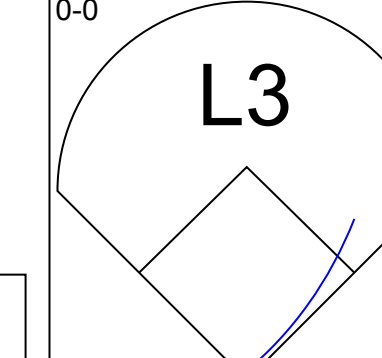
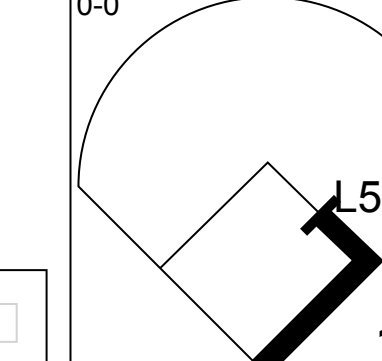
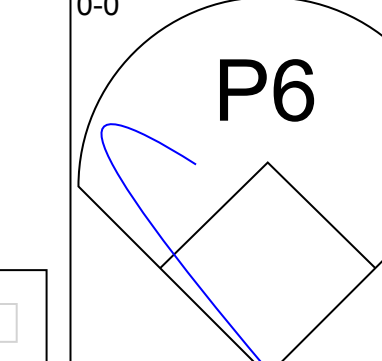
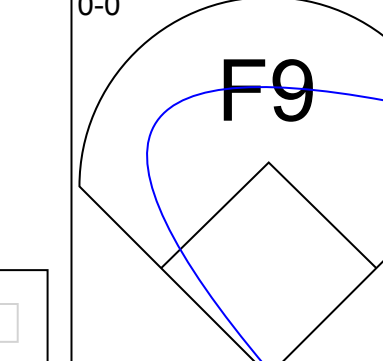
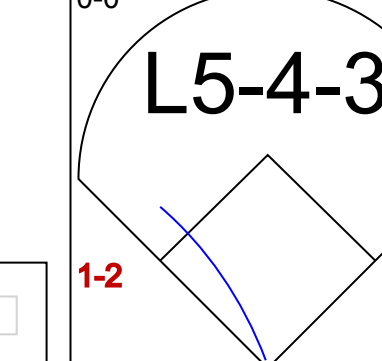
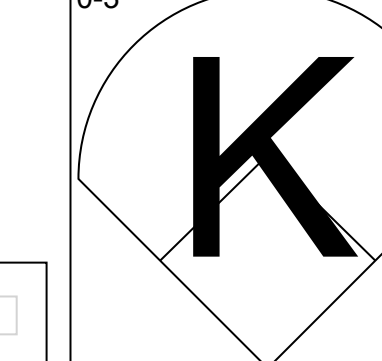
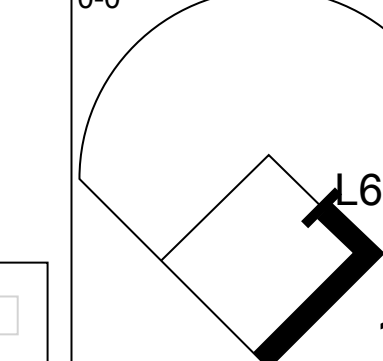
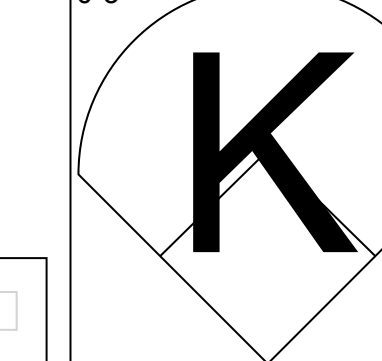
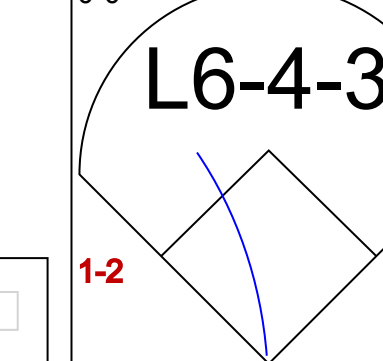
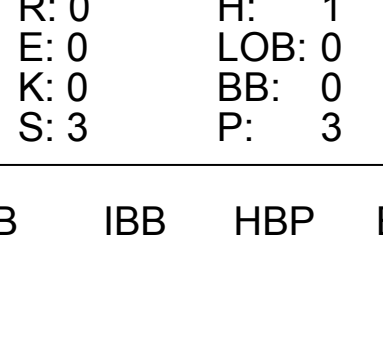


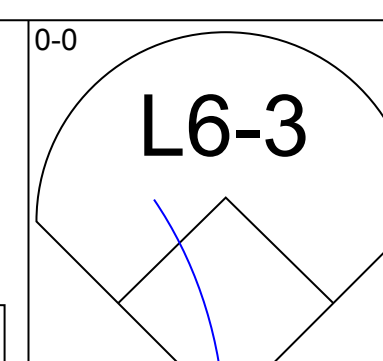
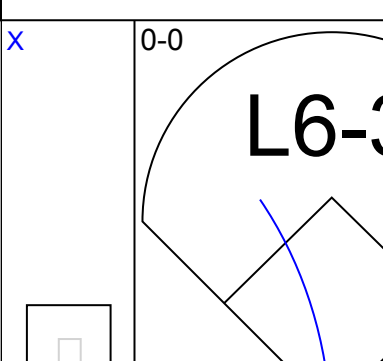
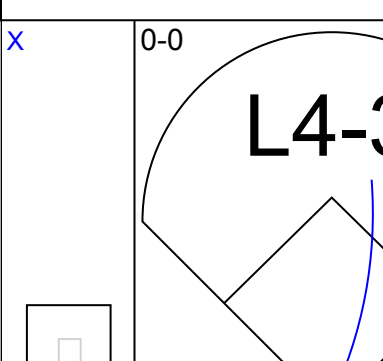
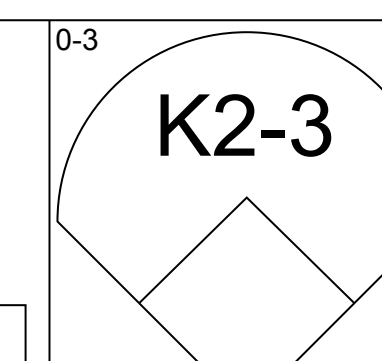
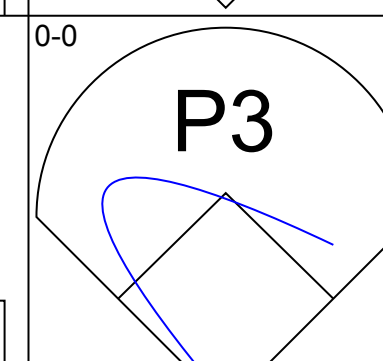
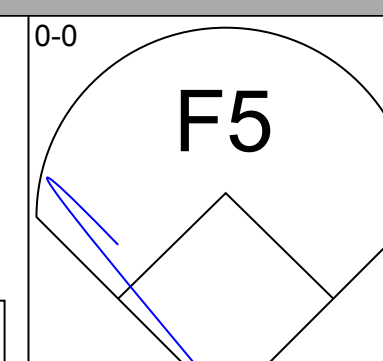
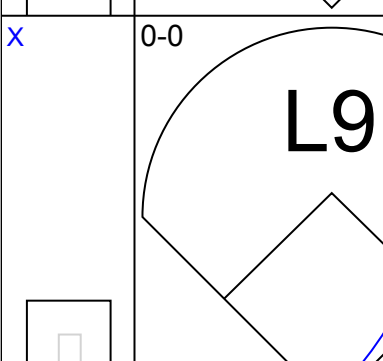
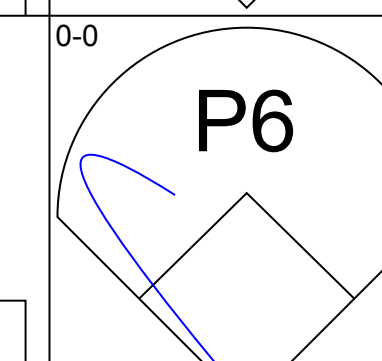
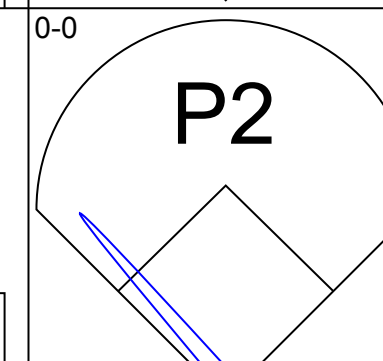
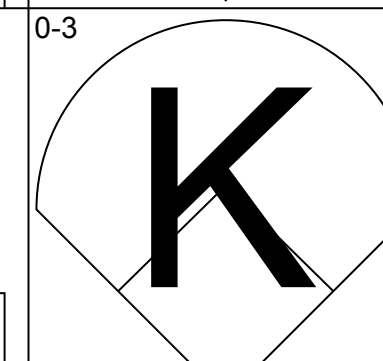
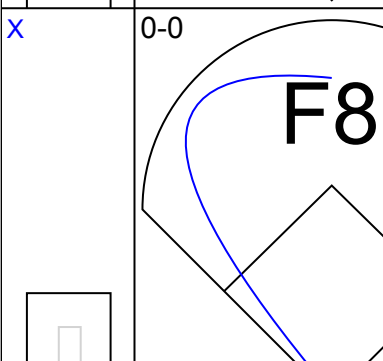
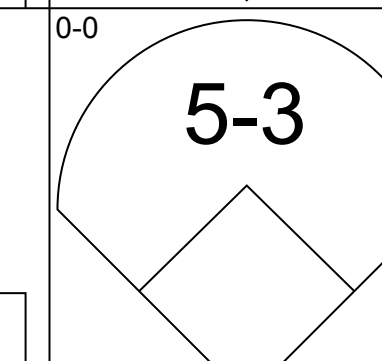
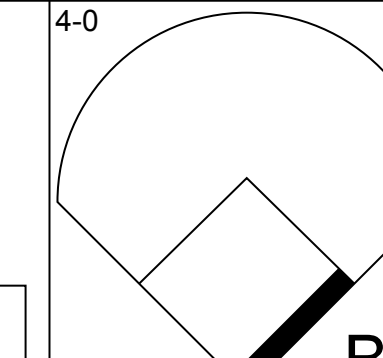
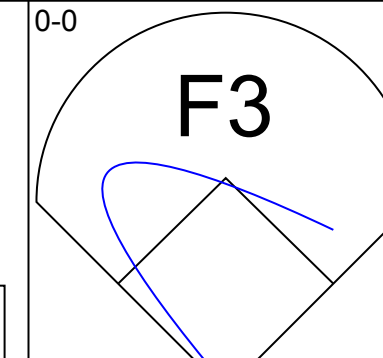
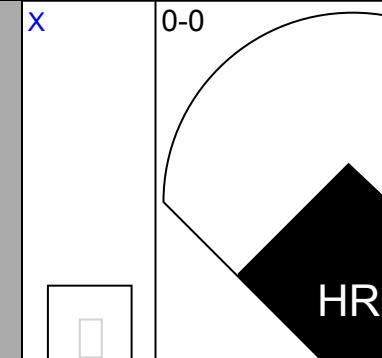
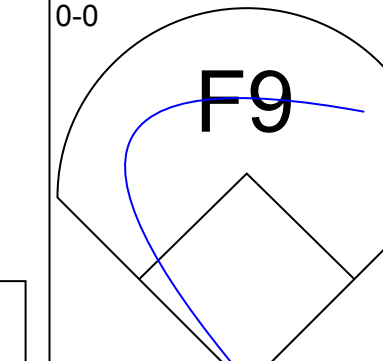
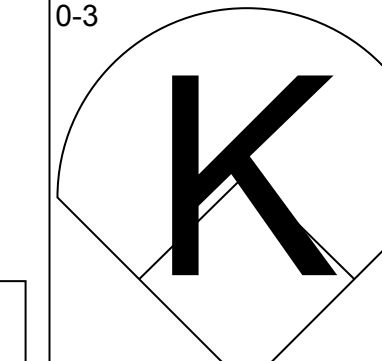
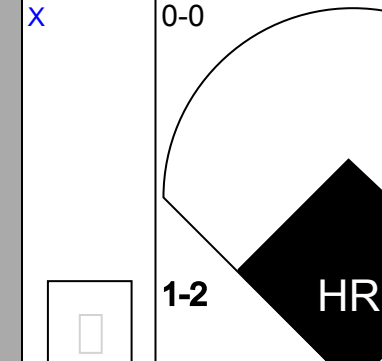
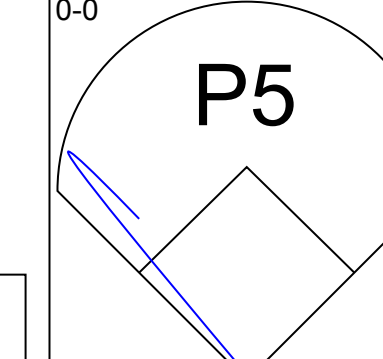
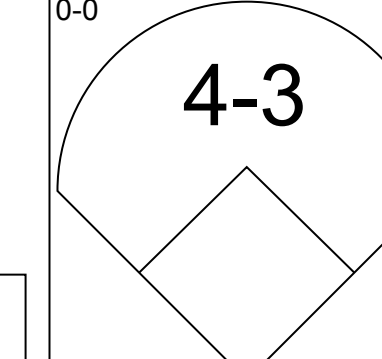
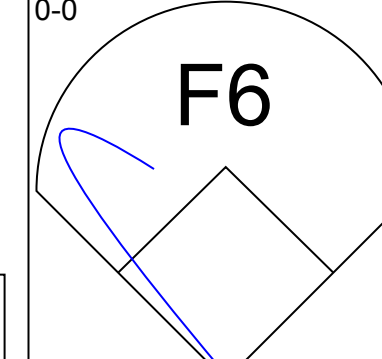
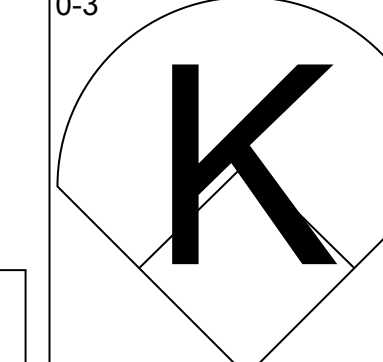
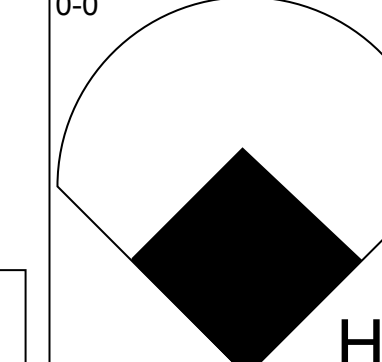
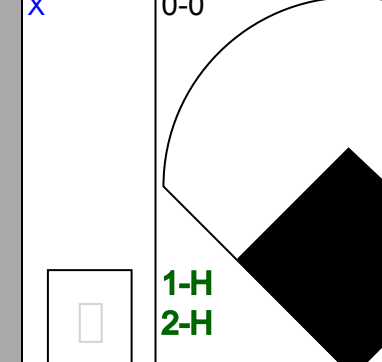
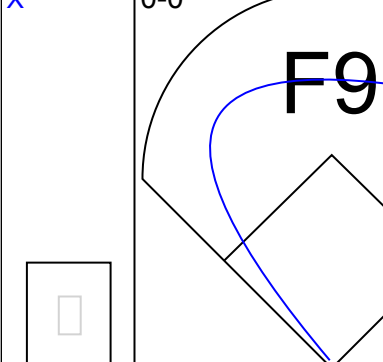
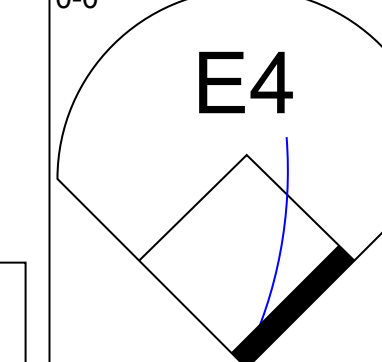
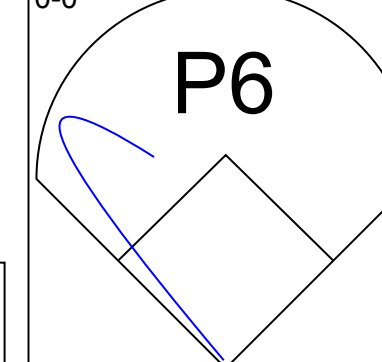
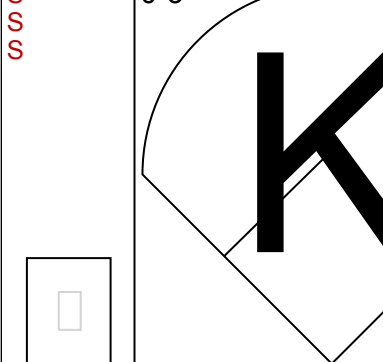
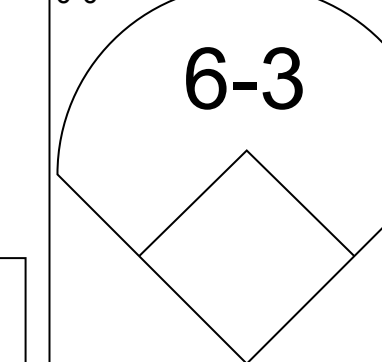
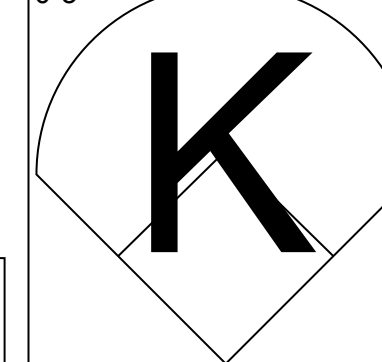
Batter	1	2	3	4	5	6	7	8	9	AB	R	H	RBI	BB	SO	LOB	BOTTOM			
Ty Cline, L OBP: 0.370, SLG: 0.346 (1, 3)										3	2	0	1	0	1					
Eddie Mathews, L OBP: 0.345, SLG: 0.431 (1, 5)										4	1	3	2	0	0	1				
Hank Aaron, R OBP: 0.362, SLG: 0.535 Bill Robinson, R (7, PR) (8, 9)										4	0	1	1	0	1	3				
Joe Torre, R OBP: 0.379, SLG: 0.559 (1, 2)										4	0	2	0	0	1	1				
Rico Carty, R OBP: 0.392, SLG: 0.465 (1, 7)										4	0	0	0	0	1	4				
Mack Jones, L OBP: 0.337, SLG: 0.457 (1, 8)										4	1	2	1	0	2	1				
Denis Menke, R OBP: 0.354, SLG: 0.490 (1, 6)										3	0	0	0	1	3	1				
Woody Woodward, R OBP: 0.328, SLG: 0.333 (1, 4)										4	0	1	0	0	0	1				
Tony Cloninger, R OBP: 0.266, SLG: 0.429 (1, 1)										3	1	1	0	0	1	1				
Inning Stats	R: 1 E: 0 K: 1 S: 6	H: 2 LOB: 1 BB: 1 P: 10	R: 2 E: 0 K: 1 S: 9	H: 4 LOB: 2 BB: 0 P: 9	R: 0 E: 0 K: 2 S: 8	H: 1 LOB: 1 BB: 0 P: 8	R: 0 E: 0 K: 1 S: 6	H: 1 LOB: 1 BB: 0 P: 6	R: 0 E: 0 K: 0 S: 2	H: 1 LOB: 1 BB: 1 P: 6	R: 2 E: 0 K: 0 S: 6	H: 3 LOB: 2 BB: 0 P: 6	R: 0 E: 0 K: 2 S: 7	H: 0 LOB: 0 BB: 0 P: 7	R: 0 E: 0 K: 2 S: 7	H: 0 LOB: 0 BB: 0 P: 7	1B: 8 2B: 4 3B: 0 HR: 1	SF: 0 SAC: 0 DP: 2 HBP: 0	WP: 0 PB: 0 SB: 0 CS: 1	PA: 35
PITCHER Ray Washburn, R ERA: 3.81 Ron Willis, R ERA Nelson Briles, R ERA: 3.23 (1, 1) (7, 1) (8, 1)	IP: 6.1 WLS: L BF: 30 H: 12 R: 5 ER: 5 SO: 7 BB: 2 IBB: 0 HBP: 0 BLK: 0 WP: 0 HR: 1 S: 42 P: 50 ERA: 7.11 WHIP: 2.211															PITCHER				

St. Louis Cardinals @ Atlanta Braves
Atlanta Stadium, Atlanta, GA
Tue Sep 20 1966, 7:05 PM EDT
Att: 12,818 - Unknown

AB 33
R 5
H 12
RBI 4
BB 2
SO 9
LOB 14



Batter	1	2	3	4	5	6	7	8	9	AB	R	H	RBI	BB	SO	LOB	TOP
Lou Brock, L (1,7) OBP: 0.322, SLG: 0.429										3	0	0	0	0	2	0	St. Louis Cardinals @ Atlanta Braves Atlanta Stadium, Atlanta, GA Wed Sep 21 1966, 7:05 PM EDT Att: 10,022 - Unknown
Jerry Buchek, R (1,4) OBP: 0.303, SLG: 0.365										3	0	0	0	0	0	0	
Curt Flood, R (1,8) OBP: 0.300, SLG: 0.362										3	0	0	0	0	0	0	
Orlando Cepeda, R (1,3) OBP: 0.363, SLG: 0.481										3	0	1	0	0	0	0	
Mike Shannon, R (1,9) OBP: 0.347, SLG: 0.469										3	0	0	0	0	1	1	
Tim McCarver, L (1,2) OBP: 0.325, SLG: 0.435										3	0	0	0	0	0	1	
Charley Smith, R (1,5) OBP: 0.300, SLG: 0.396										3	0	1	0	0	0	0	
Dal Maxvill, R (1,6) OBP: 0.330, SLG: 0.315										3	0	1	0	0	1	1	
Bob Gibson, R (1,1) OBP: 0.232, SLG: 0.284										2	0	0	0	0	1	0	
Ed Spiezio, R (9, PH) OBP: 0.190, SLG: 0.293										1	0	0	0	0	0	1	
Inning Stats	R: 0 E: 0 K: 1 S: 5	H: 0 LOB: 0 BB: 0 P: 5	R: 0 E: 0 K: 1 S: 5	H: 1 LOB: 0 BB: 0 P: 5	R: 0 E: 0 K: 1 S: 5	H: 1 LOB: 0 BB: 0 P: 5	R: 0 E: 0 K: 0 S: 3	H: 0 LOB: 0 BB: 0 P: 3	R: 0 E: 0 K: 0 S: 3	H: 0 LOB: 0 BB: 0 P: 3	R: 0 E: 0 K: 0 S: 3	H: 0 LOB: 0 BB: 0 P: 3	R: 0 E: 0 K: 0 S: 3	H: 1 LOB: 0 BB: 0 P: 3	1B: 3 2B: 1 3B: 0 HR: 0	SF: 0 SAC: 0 DP: 3 HBP: 0	WP: 0 PA: 27 PB: 0 SB: 1 CS: 0
PITCHER Dick Kelley, L (1,1) ERA: 2.99	IP: 9.0 WLS: W BF: 27 H: 3 R: 0 ER: 0 SO: 5 BB: 0 IBB: 0 HBP: 0 BLK: 0 WP: 0 HR: 0 S: 37 P: 37 ERA: 0.00 WHIP: 0.333																

Batter	1	2	3	4	5	6	7	8	9	AB	R	H	RBI	BB	SO	LOB	BOTTOM
Ty Cline, L (1,3) OBP: 0.345, SLG: 0.321										4	0	0	0	0	1	0	St. Louis Cardinals @ Atlanta Braves Atlanta Stadium, Atlanta, GA Wed Sep 21 1966, 7:05 PM EDT Att: 10,022 - Unknown
Eddie Mathews, L (1,5) OBP: 0.346, SLG: 0.427										4	0	0	0	0	0	0	
Hank Aaron, R (1,9) OBP: 0.359, SLG: 0.531										4	0	0	0	0	1	0	
Joe Torre, R (1,2) OBP: 0.381, SLG: 0.559										2	1	1	0	1	0	0	
Rico Carty, R (1,7) OBP: 0.391, SLG: 0.464										3	1	1	0	0	1	1	
Mack Jones, L (1,8) OBP: 0.335, SLG: 0.454										3	0	0	0	0	0	3	
Denis Menke, R (1,6) OBP: 0.356, SLG: 0.416										3	2	2	4	0	1	1	
Woody Woodward, R (1,4) OBP: 0.326, SLG: 0.331										3	0	0	0	0	0	0	
Dick Kelley, R (1,1) OBP: 0.042, SLG: 0.042										3	0	0	0	0	2	1	
Inning Stats	R: 0 E: 0 K: 0 S: 3	H: 0 LOB: 0 BB: 1 P: 3	R: 0 E: 0 K: 1 S: 5	H: 0 LOB: 1 BB: 1 P: 9	R: 0 E: 0 K: 1 S: 5	H: 0 LOB: 0 BB: 0 P: 5	R: 1 E: 1 K: 1 S: 7	H: 1 LOB: 1 BB: 0 P: 7	R: 0 E: 0 K: 0 S: 3	H: 0 LOB: 0 BB: 0 P: 3	R: 3 E: 0 K: 1 S: 8	H: 3 LOB: 0 BB: 0 P: 8	R: 0 E: 0 K: 1 S: 5	H: 0 LOB: 0 BB: 0 P: 5	1B: 2 2B: 0 3B: 0 HR: 2	SF: 0 SAC: 0 DP: 0 HBP: 0	WP: 0 PA: 30 PB: 0 SB: 0 CS: 0
PITCHER Bob Gibson, R (1,1) ERA: 2.33	IP: 8.0 WLS: L BF: 30 H: 4 R: 4 ER: 4 SO: 6 BB: 1 IBB: 0 HBP: 0 BLK: 0 WP: 0 HR: 2 S: 41 P: 45 ERA: 4.50 WHIP: 0.625																

Batter	1	2	3	4	5	6	7	8	9	AB	R	H	RBI	BB	SO	LOB	TOP					
Matty Alou, L OBP: 0.375, SLG: 0.421 Luke Walker, L (7.1)										4	1	1	0	0	0	2	Pittsburgh Pirates @ Atlanta Braves Atlanta Stadium, Atlanta, GA Thu Sep 22 1966, 7:05 PM EDT Att: 11,004 - Unknown					
Gene Alley, R OBP: 0.339, SLG: 0.427 Don Bosch, S (7.8)										2	0	0	0	1	0	1						
Roberto Clemente, R OBP: 0.295, SLG: 0.374 Jose Pagan, R (8.5)										4	0	1	0	0	0	1						
Willie Stargell, L OBP: 0.383, SLG: 0.584 Jerry Lynch, L OBP: 0.296, SLG: 0.288 (8.7)										4	0	0	0	0	1	2						
Donn Clendenon, R OBP: 0.354, SLG: 0.504 (1.3)										4	0	2	1	0	1	0						
Bill Mazaroski, R OBP: 0.300, SLG: 0.403 Andre Rodgers, R OBP: 0.298, SLG: 0.208 (7.6)										3	0	0	0	0	3	0						
Bob Bailey, R Gene Michael, S OBP: 0.152, SLG: 0.273 (7.4)										3	0	1	0	0	0	1						
Jim Pagliaroni, R OBP: 0.332, SLG: 0.383 (1.2)										3	0	0	0	0	1	3						
Woodie Fryman, R Steve Bliss, R Don Cardwell, R George Springer, L Jim Shellenback, L Manny Mota, R OBP: 0.390, SLG: 0.493 (8.9)										0	0	0	0	0	0	0						
Inning Stats	R: 1 E: 0 K: 0 S: 6	H: 3 LOB: 2 BB: 0 P: 6	R: 0 E: 1 K: 1 S: 6	H: 0 LOB: 1 BB: 0 P: 6	R: 0 E: 0 K: 0 S: 3	H: 0 LOB: 0 BB: 0 P: 3	R: 0 E: 0 K: 0 S: 4	H: 1 LOB: 1 BB: 0 P: 4	R: 0 E: 0 K: 0 S: 3	H: 0 LOB: 1 BB: 1 P: 7	R: 0 E: 0 K: 1 S: 5	H: 0 LOB: 0 BB: 0 P: 5	R: 0 E: 0 K: 0 S: 4	H: 1 LOB: 1 BB: 0 P: 4	R: 0 E: 0 K: 0 S: 3	H: 0 LOB: 0 BB: 0 P: 3		R: 0 E: 0 K: 1 S: 5	H: 0 LOB: 0 BB: 0 P: 5	1B: 4 2B: 1 3B: 0 HR: 0	SF: 0 SAC: 1 DP: 0 HBP: 0	WP: 0 PB: 0 CS: 0
PITCHER Pat Jarvis, R ERA: 1.88 (1.1)	IP: 9.0 WLS: W BF: 34 H: 5 R: 1 ER: 1 SO: 3 BB: 1 IBB: 0 HBP: 0 BLK: 0 WP: 0 HR: 0 S: 39 P: 43 ERA: 1.00 WHIP: 0.667											PITCHER	IP: 9.0 WLS: W BF: 34 H: 5 R: 1 ER: 1 SO: 3 BB: 1 IBB: 0 HBP: 0 BLK: 0 WP: 0 HR: 0 S: 39 P: 43 ERA: 1.00 WHIP: 0.667									

AB	32
R	1
H	5
RBI	1
BB	1
SO	3
LOB	14





Batter	1	2	3	4	5	6	7	8	9	AB	R	H	RBI	BB	SO	LOB	BOTTOM			
Woody Woodward, R OBP: 0.325, SLG: 0.329 (1.4)										5	1	1	0	0	0	3	Pittsburgh Pirates @ Atlanta Braves Atlanta Stadium, Atlanta, GA Thu Sep 22 1966, 7:05 PM EDT Att: 11,004 - Unknown			
Eddie Mathews, L Miguel de la Hoz, R OBP: 0.233, SLG: 0.247 (6.5)										4	2	2	2	0	1	0				
Hank Aaron, R Ty Cline, L OBP: 0.339, SLG: 0.316 (8.7)										2	2	1	3	2	0	2				
Joe Torre, R OBP: 0.382, SLG: 0.560 (1.3)										4	0	2	2	1	1	1				
Rico Carty, R Bill Robinson, R OBP: 0.390, SLG: 0.462 (8.9)										4	0	1	1	0	0	2				
Gene Oliver, R OBP: 0.285, SLG: 0.370 (1.2)										3	2	1	1	2	0	0				
Denis Menke, R OBP: 0.360, SLG: 0.418 (1.6)										3	2	2	0	2	0	0				
Mack Jones, L OBP: 0.336, SLG: 0.461 (1.8)										5	2	2	2	0	1	4				
Pat Jarvis, R (1.1)										3	1	0	1	1	1	1				
Inning Stats	R: 1 E: 0 K: 1 S: 6	H: 2 LOB: 2 BB: 1 P: 10	R: 0 E: 0 K: 0 S: 3	H: 0 LOB: 0 BB: 0 P: 3	R: 2 E: 0 K: 1 S: 8	H: 3 LOB: 1 BB: 0 P: 8	R: 6 E: 0 K: 1 S: 9	H: 4 LOB: 0 BB: 2 P: 17	R: 3 E: 0 K: 0 S: 5	H: 2 LOB: 0 BB: 1 P: 9	R: 0 E: 0 K: 0 S: 2	H: 0 LOB: 1 BB: 1 P: 6	R: 0 E: 0 K: 1 S: 6	H: 1 LOB: 1 BB: 0 P: 6	R: 2 E: 1 K: 0 S: 5	H: 1 LOB: 3 BB: 3 P: 17		1B: 7 2B: 3 3B: 0 HR: 3	SF: 0 SAC: 0 DP: 1 HBP: 0	WP: 1 PB: 1 CS: 0
PITCHER Woodie Fryman, L Steve Bliss, R Don Cardwell, R Jim Shellenback, L Luke Walker, L ERA: 4.82 (7.1)	IP: 3.0 WLS: L BF: 17 H: 7 R: 6 ER: 6 SO: 2 BB: 2 IBB: 0 HBP: 0 BLK: 0 WP: 0 HR: 0 S: 19 P: 27 ERA: 18.00 WHIP: 3.000											PITCHER	IP: 3.0 WLS: L BF: 17 H: 7 R: 6 ER: 6 SO: 2 BB: 2 IBB: 0 HBP: 0 BLK: 0 WP: 0 HR: 0 S: 19 P: 27 ERA: 18.00 WHIP: 3.000							



Batter	1	2	3	4	5	6	7	8	9	AB	R	H	RBI	BB	SO	LOB	TOP																		
Matty Alou, L (1, 8) OBP: 0.375, SLG: 0.421																	0	0	0	0	0	0	0	Pittsburgh Pirates @ Atlanta Braves Atlanta Stadium, Atlanta, GA Fri Sep 23 1966, 7:05 PM EDT Att: 21,238 - Unknown livebaseballscorecards.com											
Gene Alley, R (1, 6) OBP: 0.339, SLG: 0.427																	0	0	0	0	0	0	0												
Roberto Clemente, R (1, 9) OBP: 0.365, SLG: 0.533																	0	0	0	0	0	0	0												
Willie Stargell, L (1, 7) OBP: 0.383, SLG: 0.584																	0	0	0	0	0	0	0												
Donn Clendenon, R (1, 3) OBP: 0.354, SLG: 0.504																	0	0	0	0	0	0	0												
Bill Mazeroski, R (1, 4) OBP: 0.300, SLG: 0.403																	0	0	0	0	0	0	0												
Bob Bailey, R (1, 5) OBP: 0.362, SLG: 0.443																	0	0	0	0	0	0	0												
Jesse Gonder, L (1, 2) OBP: 0.283, SLG: 0.407																	0	0	0	0	0	0	0												
Bob Veale, S (1, 1) OBP: 0.169, SLG: 0.183																	0	0	0	0	0	0	0												
Inning Stats																	1B: 0 SF: 0 2B: 0 SAC: 0 3B: 0 DP: 0 HR: 0 HBP: 0	WP: 0 PA: 0 PB: 0 SB: 0 CS: 0																	
PITCHER Don Schwall, R (1, 1) ERA: 3.48	IP	WLS	BF	H	R	ER	SO	BB	IBB	HBP	BLK	WP	HR	S	P	ERA	WHIP	PITCHER	IP	WLS	BF	H	R	ER	SO	BB	IBB	HBP	BLK	WP	HR	S	P	ERA	WHIP

Batter	1	2	3	4	5	6	7	8	9	AB	R	H	RBI	BB	SO	LOB	BOTTOM																		
Woody Woodward, R (1, 4) OBP: 0.325, SLG: 0.329																	0	0	0	0	0	0	0	Pittsburgh Pirates @ Atlanta Braves Atlanta Stadium, Atlanta, GA Fri Sep 23 1966, 7:05 PM EDT Att: 21,238 - Unknown livebaseballscorecards.com											
Ty Cline, L (1, 3) OBP: 0.339, SLG: 0.316																	0	0	0	0	0	0	0												
Hank Aaron, R (1, 9) OBP: 0.362, SLG: 0.536																	0	0	0	0	0	0	0												
Rico Carty, R (1, 7) OBP: 0.390, SLG: 0.462																	0	0	0	0	0	0	0												
Gene Oliver, R (1, 2) OBP: 0.255, SLG: 0.370																	0	0	0	0	0	0	0												
Miguel de la Hoz, R (1, 5) OBP: 0.233, SLG: 0.247																	0	0	0	0	0	0	0												
Denis Menke, R (1, 6) OBP: 0.360, SLG: 0.418																	0	0	0	0	0	0	0												
Mack Jones, L (1, 8) OBP: 0.336, SLG: 0.461																	0	0	0	0	0	0	0												
Don Schwall, R (1, 1) OBP: 0.100, SLG: 0.053																	0	0	0	0	0	0	0												
Inning Stats																	1B: 0 SF: 0 2B: 0 SAC: 0 3B: 0 DP: 0 HR: 0 HBP: 0	WP: 0 PA: 0 PB: 0 SB: 0 CS: 0																	
PITCHER Bob Veale, L (1, 1) ERA: 3.22	IP	WLS	BF	H	R	ER	SO	BB	IBB	HBP	BLK	WP	HR	S	P	ERA	WHIP	PITCHER	IP	WLS	BF	H	R	ER	SO	BB	IBB	HBP	BLK	WP	HR	S	P	ERA	WHIP

Batter	1	2	3	4	5	6	7	8	9	AB	R	H	RBI	BB	SO	LOB	TOP																		
Matty Alou, L (1, 8) OBP: 0.376, SLG: 0.421											0	0	0	0	0	0	0	Pittsburgh Pirates @ Atlanta Braves Atlanta Stadium, Atlanta, GA Sat Sep 24 1966, 3:33 AM EDT Att: 20,054 - Unknown livebaseballscorecards.com																	
Gene Alley, R (1, 6) OBP: 0.336, SLG: 0.424											0	0	0	0	0	0	0																		
Roberto Clemente, R (1, 9) OBP: 0.362, SLG: 0.530											0	0	0	0	0	0	0																		
Willie Stargell, L (1, 7) OBP: 0.382, SLG: 0.588											0	0	0	0	0	0	0																		
Donn Clendenon, R (1, 3) OBP: 0.357, SLG: 0.510											0	0	0	0	0	0	0																		
Bill Mazeroski, R (1, 4) OBP: 0.299, SLG: 0.401											0	0	0	0	0	0	0																		
Bob Bailey, R (1, 5) OBP: 0.358, SLG: 0.438											0	0	0	0	0	0	0																		
Jesse Gonder, L (1, 2) OBP: 0.289, SLG: 0.410											0	0	0	0	0	0	0																		
Vern Law, R (1, 1) OBP: 0.279, SLG: 0.338											0	0	0	0	0	0	0																		
Inning Stats											1B: 0	SF: 0	WP: 0	PA: 0	2B: 0	SAC: 0	FB: 0	3B: 0	DP: 0	SB: 0	CS: 0	HR: 0	HBP: 0												
PITCHER Tony Cloninger, R (1, 1) ERA: 4.05	IP	WLS	BF	H	R	ER	SO	BB	IBB	HBP	BLK	WP	HR	S	P	ERA	WHIP	PITCHER	IP	WLS	BF	H	R	ER	SO	BB	IBB	HBP	BLK	WP	HR	S	P	ERA	WHIP

Batter	1	2	3	4	5	6	7	8	9	AB	R	H	RBI	BB	SO	LOB	BOTTOM																		
Ty Cline, L (1, 3) OBP: 0.333, SLG: 0.300											0	0	0	0	0	0	0	Pittsburgh Pirates @ Atlanta Braves Atlanta Stadium, Atlanta, GA Sat Sep 24 1966, 3:33 AM EDT Att: 20,054 - Unknown livebaseballscorecards.com																	
Eddie Mathews, L (1, 5) OBP: 0.347, SLG: 0.430											0	0	0	0	0	0	0																		
Hank Aaron, R (1, 9) OBP: 0.360, SLG: 0.532											0	0	0	0	0	0	0																		
Rico Carty, R (1, 7) OBP: 0.389, SLG: 0.463											0	0	0	0	0	0	0																		
Mack Jones, L (1, 8) OBP: 0.333, SLG: 0.457											0	0	0	0	0	0	0																		
Gene Oliver, R (1, 2) OBP: 0.250, SLG: 0.362											0	0	0	0	0	0	0																		
Denis Menke, R (1, 6) OBP: 0.360, SLG: 0.417											0	0	0	0	0	0	0																		
Woody Woodward, R (1, 4) OBP: 0.322, SLG: 0.326											0	0	0	0	0	0	0																		
Tony Cloninger, R (1, 1) OBP: 0.266, SLG: 0.429											0	0	0	0	0	0	0																		
Inning Stats											1B: 0	SF: 0	WP: 0	PA: 0	2B: 0	SAC: 0	FB: 0	3B: 0	DP: 0	SB: 0	CS: 0	HR: 0	HBP: 0												
PITCHER Vern Law, R (1, 1) ERA: 4.0	IP	WLS	BF	H	R	ER	SO	BB	IBB	HBP	BLK	WP	HR	S	P	ERA	WHIP	PITCHER	IP	WLS	BF	H	R	ER	SO	BB	IBB	HBP	BLK	WP	HR	S	P	ERA	WHIP

Batter	1	2	3	4	5	6	7	8	9	AB	R	H	RBI	BB	SO	LOB	TOP							
Gene Alley, R OBP: 0.338, SLG: 0.426 (1, 6)										4	1	2	0	0	0	0	Pittsburgh Pirates @ Atlanta Braves Atlanta Stadium, Atlanta, GA Sun Sep 25 1966, 3:33 AM EDT Att: 28,372 - Unknown							
Manny Mota, R OBP: 0.388, SLG: 0.488 (1, 8)										3	0	0	0	0	1	1								
Roberto Clemente, R OBP: 0.360, SLG: 0.536 (1, 9)										4	1	1	1	0	1	2								
Donn Clendenon, R OBP: 0.355, SLG: 0.510 (1, 3)										4	0	1	1	0	1	2								
Bill Mazerolski, R OBP: 0.297, SLG: 0.398 (1, 4)										3	0	1	0	0	0	1								
Willie Stargell, L OBP: 0.380, SLG: 0.583 (8, PH)										1	0	0	0	0	2									
Bob Bailey, R OBP: 0.361, SLG: 0.450 (1, 7)										4	0	2	0	0	1	0								
Jose Pagan, R OBP: 0.295, SLG: 0.373 (1, 5)										4	0	1	0	0	0	3								
Jim Pagliaroni, R OBP: 0.331, SLG: 0.380 (1, 2)										3	0	0	0	1	0	4								
Gene Michael, S OBP: 0.152, SLG: 0.273 (9, PR)										0	0	0	0	0	0	0								
Tommie Sisk, R OBP: 0.167, SLG: 0.100 (1, 1)										1	0	0	0	0	1	0								
Don Boscich, S OBP: 0.142, SLG: 0.124 (5, PH)										1	0	0	0	0	1	1								
Billy O'Dell, S OBP: 0.142, SLG: 0.124 (5, 1)										0	0	0	0	0	0	0								
Andre Rodgers, R OBP: 0.142, SLG: 0.124 (8, PH)										1	0	0	0	0	0	0								
Al McBean, R OBP: 0.142, SLG: 0.100 (8, 1)										0	0	0	0	0	0	0								
Roy Face, R OBP: 0.142, SLG: 0.100 (8, 1)										0	0	0	0	0	0	0								
George Springs, L OBP: 0.142, SLG: 0.250 (9, PH)										1	0	0	0	0	1	1								
Inning Stats	R: 0 E: 0 K: 0 S: 3	H: 1 LOB: 0 BB: 0 P: 3	R: 0 E: 0 K: 0 S: 5	H: 2 LOB: 2 BB: 0 P: 5	R: 0 E: 0 K: 1 S: 5	H: 0 LOB: 0 BB: 0 P: 5	R: 0 E: 0 K: 2 S: 7	H: 0 LOB: 0 BB: 0 P: 7	R: 0 E: 0 K: 0 S: 4	H: 1 LOB: 1 BB: 0 P: 4	R: 1 E: 0 K: 1 S: 7	H: 2 LOB: 1 BB: 0 P: 7	R: 0 E: 0 K: 0 S: 3	H: 1 LOB: 0 BB: 0 P: 3	R: 1 E: 1 K: 0 S: 5	H: 1 LOB: 2 BB: 1 P: 6	R: 0 E: 0 K: 2 S: 7	H: 0 LOB: 1 BB: 1 P: 11	1B: 6 2B: 2 3B: 0 HR: 1	SF: 0 SAC: 0 DP: 2 HBP: 1	WP: 0 PB: 0 SB: 0 CS: 0	PA: 36		
PITCHER	IP WLS BF H R ER SO BB IBB HBP BLK WP HR S P ERA WHIP	7.1 W 29 8 2 1 4 0 0 1 0 0 1 36 37 1.23 1.091	1.2 S 7 0 0 0 2 1 0 0 0 0 0 10 14 0.00 0.600																					

AB	34
R	2
H	8
RBI	2
BB	1
SO	6
LOB	17



Batter	1	2	3	4	5	6	7	8	9	AB	R	H	RBI	BB	SO	LOB	BOTTOM						
Ty Cline, L OBP: 0.356, SLG: 0.319 (1, 3)										4	0	2	0	0	0	2	Pittsburgh Pirates @ Atlanta Braves Atlanta Stadium, Atlanta, GA Sun Sep 25 1966, 3:33 AM EDT Att: 28,372 - Unknown						
Eddie Mathews, L OBP: 0.345, SLG: 0.423 (1, 5)										4	0	1	0	0	1	2							
Hank Aaron, R OBP: 0.358, SLG: 0.539 (1, 9)										4	2	2	2	0	0	2							
Rico Carty, R OBP: 0.391, SLG: 0.466 (1, 2)										3	1	1	0	1	0	2							
Mack Jones, L OBP: 0.336, SLG: 0.464 (1, 8)										3	2	2	2	1	0	1							
Denis Menke, R OBP: 0.382, SLG: 0.424 (1, 6)										4	1	1	0	0	0	2							
Bill Robinson, R OBP: 0.167, SLG: 0.167 (1, 7)										4	0	1	1	0	0	1							
Woody Woodward, R OBP: 0.321, SLG: 0.325 (1, 4)										4	0	1	1	0	1	0							
Dick Kelley, R OBP: 0.037, SLG: 0.037 (1, 1)										3	0	0	0	0	2	0							
Clay Carroll, R OBP: 0.100, SLG: 0.100 (8, 1)										0	0	0	0	0	0	0							
Inning Stats	R: 0 E: 0 K: 0 S: 3	H: 0 LOB: 0 BB: 0 P: 3	R: 0 E: 0 K: 0 S: 4	H: 1 LOB: 1 BB: 0 P: 4	R: 0 E: 0 K: 0 S: 4	H: 1 LOB: 1 BB: 0 P: 4	R: 3 E: 0 K: 1 S: 7	H: 2 LOB: 1 BB: 1 P: 11	R: 0 E: 0 K: 1 S: 7	H: 2 LOB: 2 BB: 0 P: 7	R: 0 E: 0 K: 0 S: 3	H: 1 LOB: 0 BB: 0 P: 3	R: 0 E: 0 K: 2 S: 7	H: 0 LOB: 0 BB: 0 P: 8	R: 3 E: 0 K: 0 S: 7	H: 4 LOB: 2 BB: 1 P: 11	1B: 8 2B: 0 3B: 0 HR: 3	SF: 0 SAC: 1 DP: 1 HBP: 1	WP: 0 PB: 0 SB: 0 CS: 0	PA: 37			
PITCHER	IP WLS BF H R ER SO BB IBB HBP BLK WP HR S P ERA WHIP	4.0 L 17 3 0 0 3 0 0 1 0 0 0 17 18 0.00 1.000	3.0 L 12 3 0 0 3 0 0 1 0 0 0 17 18 0.00 1.000	0.1 S 3 3 3 0 1 0 0 0 0 1 4 8 81.00 12.000	3.22 L 12 3 0 0 3 0 0 1 0 0 0 17 18 0.00 1.000	0.2 S 3 1 0 0 0 0 0 0 0 0 3 3 0.00 1.500																	



Batter	1	2	3	4	5	6	7	8	9	AB	R	H	RBI	BB	SO	LOB	TOP								
Tito Fuentes, S OBP: 0.275, SLG: 0.355 (1, 6)										5	1	3	1	0	0	1	San Francisco Giants @ Atlanta Braves Atlanta Stadium, Atlanta, GA Mon Sep 26 1966, 7:05 PM EDT Att: 17,055 - Unknown								
Tom Haller, L OBP: 0.322, SLG: 0.464 (1, 2)										5	1	2	3	0	1	1									
Willie Mays, R OBP: 0.374, SLG: 0.562 (1, 8)										4	1	0	0	1	0	3									
Willie McCovey, L OBP: 0.389, SLG: 0.585 (1, 3)										4	1	1	2	1	1	0									
Jim Ray Hart, R OBP: 0.336, SLG: 0.503 (1, 5)										5	0	3	0	0	0	2									
Jesus Alou, R OBP: 0.275, SLG: 0.308 (1, 9) (8, 7)										5	1	1	0	0	1	4									
Len Gabrielson, L OBP: 0.271, SLG: 0.293 (6, PH)										3	1	1	0	0	0	1									
Jack Hiatt, R OBP: 0.381, SLG: 0.389 (8, PH)										0	0	0	0	0	0	0									
Bob Burda, L OBP: 0.196, SLG: 0.233 (8, PH)										1	0	0	0	0	0	2									
Ollie Brown, R OBP: 0.297, SLG: 0.302 (8, 9)										0	0	0	0	0	0	0									
Hal Lanier, R OBP: 0.260, SLG: 0.295 (1, 4)										3	1	1	0	1	2	1									
Juan Marichal, R OBP: 0.255, SLG: 0.321 (1, 1)										4	1	1	2	0	2	2									
Inning Stats	R: 2 E: 0 K: 1 S: 8	H: 3 LOB: 1 BB: 0 P: 8	R: 0 E: 0 K: 0 S: 4	H: 1 LOB: 1 BB: 0 P: 4	R: 0 E: 0 K: 1 S: 5	H: 0 LOB: 2 BB: 2 P: 13	R: 3 E: 0 K: 2 S: 10	H: 3 LOB: 0 BB: 0 P: 10	R: 0 E: 0 K: 1 S: 6	H: 1 LOB: 1 BB: 0 P: 6	R: 0 E: 0 K: 2 S: 7	H: 0 LOB: 0 BB: 0 P: 7	R: 0 E: 0 K: 0 S: 3	H: 0 LOB: 0 BB: 0 P: 3	R: 3 E: 1 K: 0 S: 7	H: 5 LOB: 2 BB: 1 P: 11	R: 0 E: 0 K: 0 S: 3	H: 0 LOB: 0 BB: 0 P: 3	1B: 9 2B: 3 3B: 0 HR: 2	SF: 0 SAC: 0 DP: 1 HBP: 0	WP: 0 PB: 0 SB: 0 CS: 0	PA: 42			
PITCHER	IP	WLS	BF	H	R	ER	SO	BB	IBB	HBP	BLK	WP	HR	S	P	ERA	WHIP								
Ron Reed, R ERA: 7.71 (1, 1)	2.1	L	13	4	2	2	2	2	0	0	0	0	1	15	23	7.71	2.571								
Jay Ritchie, R ERA: 2.75 (3, 1)	2.2		12	4	3	3	3	0	0	0	0	0	1	18	18	10.12	1.500								
Ted Abernathy, R ERA: 4.72 (6, 1)	2.0		6	0	0	0	2	0	0	0	0	0	0	10	10	0.00	0.000								
Dan Schneider, L ERA: 3.42 (8, 1)	0.0		2	2	2	2	0	0	0	0	0	0	0	2	2	∞	∞								
Chi-Chi Olivo, R ERA: 4.29 (8, 1)	1.0		6	3	1	1	0	0	1	0	0	0	0	5	9	9.00	3.000								
Batter	1	2	3	4	5	6	7	8	9	AB	R	H	RBI	BB	SO	LOB	BOTTOM								
Felipe Alou, R OBP: 0.365, SLG: 0.539 (1, 3)										4	1	2	2	0	0	1	San Francisco Giants @ Atlanta Braves Atlanta Stadium, Atlanta, GA Mon Sep 26 1966, 7:05 PM EDT Att: 17,055 - Unknown								
Eddie Mathews, L OBP: 0.340, SLG: 0.420 (1, 5)										4	0	0	0	0	2	3									
Hank Aaron, R OBP: 0.356, SLG: 0.535 (1, 9)										4	0	0	0	0	1	1									
Rico Carty, R OBP: 0.390, SLG: 0.467 (1, 2)										4	0	1	0	0	0	1									
Mack Jones, L OBP: 0.333, SLG: 0.460 (1, 8)										4	0	0	0	0	2	1									
Ty Cline, L OBP: 0.364, SLG: 0.319 (1, 7)										3	0	1	0	1	0	0									
Denis Menke, R OBP: 0.359, SLG: 0.420 (1, 6)										4	1	0	0	0	2	2									
Woody Woodward, R OBP: 0.250, SLG: 0.250 (1, 4)										2	0	0	0	0	2	1									
Ted Abernathy, R OBP: 0.250, SLG: 0.250 (7, PH)										0	0	0	0	0	0	0									
Miguel de la Hoz, R OBP: 0.250, SLG: 0.250 (7, PH)										1	0	0	0	0	1	1									
Dan Schneider, L OBP: 0.250, SLG: 0.250 (8, 1)										0	0	0	0	0	0	0									
Chi-Chi Olivo, R OBP: 0.250, SLG: 0.250 (8, 1)										0	0	0	0	0	0	0									
Wade Blasingame, L OBP: 0.250, SLG: 0.250 (8, PH)										1	0	0	0	0	1	0									
George Kopacz, L OBP: 0.250, SLG: 0.250 (8, PH)										0	0	0	0	0	0	0									
Ron Reed, R (1, 1)										0	0	0	0	0	0	0									
Jay Ritchie, R OBP: 0.500, SLG: 0.500 (3, 1)										1	0	1	0	0	0	0									
Felix Millan, R OBP: 0.299, SLG: 0.341 (6, 4)										2	0	1	0	0	0	0									
Inning Stats	R: 0 E: 1 K: 0 S: 4	H: 0 LOB: 1 BB: 0 P: 4	R: 0 E: 0 K: 3 S: 10	H: 1 LOB: 1 BB: 0 P: 10	R: 0 E: 0 K: 1 S: 6	H: 1 LOB: 1 BB: 0 P: 6	R: 0 E: 0 K: 0 S: 3	H: 0 LOB: 0 BB: 0 P: 3	R: 0 E: 0 K: 1 S: 5	H: 0 LOB: 0 BB: 0 P: 5	R: 1 E: 0 K: 3 S: 11	H: 2 LOB: 1 BB: 0 P: 11	R: 1 E: 0 K: 1 S: 7	H: 2 LOB: 2 BB: 1 P: 11	R: 0 E: 0 K: 0 S: 3	H: 0 LOB: 0 BB: 0 P: 3	R: 0 E: 0 K: 2 S: 7	H: 0 LOB: 0 BB: 0 P: 7	R: 0 E: 0 K: 0 S: 3	H: 0 LOB: 0 BB: 0 P: 3	1B: 4 2B: 1 3B: 0 HR: 1	SF: 0 SAC: 0 DP: 0 HBP: 0	WP: 0 PB: 0 SB: 1 CS: 0	PA: 35	
PITCHER	IP	WLS	BF	H	R	ER	SO	BB	IBB	HBP	BLK	WP	HR	S	P	ERA	WHIP								
Juan Marichal, R ERA: 2.17 (1, 1)	9.0	W	35	6	2	2	11	1	0	0	0	0	1	56	60	2.00	0.778								

Batter	1	2	3	4	5	6	7	8	9	AB	R	H	RBI	BB	SO	LOB	TOP				
Tito Fuentes, S OBP: 0.277, SLG: 0.356 (1, 6)										4	1	2	0	0	0	1	San Francisco Giants @ Atlanta Braves Atlanta Stadium, Atlanta, GA Tue Sep 27 1966, 7:05 PM EDT Att: 25,325 - Unknown				
Tom Haller, L OBP: 0.323, SLG: 0.465 (1, 2)										4	2	1	1	1	0	1					
Willie Mays, R OBP: 0.374, SLG: 0.566 (1, 8)										5	1	2	4	0	1	1					
Willie McCovey, L OBP: 0.391, SLG: 0.585 (1, 3)										3	1	1	0	2	1	0					
Jim Ray Hart, R OBP: 0.335, SLG: 0.503 (1, 5)										4	0	1	1	0	1	3					
Jesus Alou, R OBP: 0.275, SLG: 0.307 (7, PH)										2	0	0	0	0	0	1					
Ollie Brown, R OBP: 0.296, SLG: 0.301 (7, 9)										1	0	0	0	0	0	2					
Len Gabrielson, L OBP: 0.275, SLG: 0.293 (1, 7)										3	0	1	0	1	0	2					
Hal Lanier, R OBP: 0.258, SLG: 0.292 (1, 4)										4	0	0	0	0	0	5					
Ray Sadecki, L OBP: 0.357, SLG: 0.634 (1, 1)										1	0	1	0	0	0	0					
Lindy McDaniel, R OBP: 0.100, SLG: 0.100 (4, 1)										2	1	1	0	0	0	0					
Inning Stats	R: 0 E: 0 K: 0 S: 3	H: 0 LOB: 0 BB: 0 P: 3	R: 1 E: 1 K: 0 S: 3	H: 1 LOB: 1 BB: 2 P: 11	R: 0 E: 0 K: 0 S: 4	H: 1 LOB: 1 BB: 0 P: 4	R: 0 E: 0 K: 1 S: 5	H: 0 LOB: 0 BB: 0 P: 5	R: 0 E: 0 K: 0 S: 3	H: 0 LOB: 0 BB: 0 P: 3	R: 3 E: 0 K: 0 S: 5	H: 2 LOB: 2 BB: 2 P: 14	R: 2 E: 0 K: 0 S: 7	H: 4 LOB: 2 BB: 0 P: 7	R: 0 E: 0 K: 0 S: 4	H: 2 LOB: 2 BB: 0 P: 4	R: 0 E: 0 K: 2 S: 7	H: 0 LOB: 0 BB: 0 P: 7	1B: 6 2B: 3 3B: 0 HR: 1	SF: 0 SAC: 2 DP: 1 HBP: 1	WP: 0 PA: 40 PB: 0 SB: 0 CS: 0
PITCHER	IP WLS BF H R ER SO BB IBB HBP BLK WP HR S P ERA WHIP																				
Pat Jarvis, R ERA: 2.31 (1, 1)	5.0 L 22 4 4 4 1 3 1 0 0 0 0 1 20 36 7.20 1.400																				
Clay Carroll, R ERA: 2.35 (6, 1)	1.1 9 4 2 2 0 0 0 1 1 0 0 8 9 13.50 3.000																				
Ted Abernathy, R ERA: 4.63 (7, 1)	1.2 6 2 0 0 0 0 0 0 0 0 0 6 6 0.00 1.200																				
Jay Ritchie, R ERA: 2.67 (9, 1)	1.0 3 0 0 0 2 0 0 0 0 0 0 7 7 0.00 0.000																				

Batter	1	2	3	4	5	6	7	8	9	AB	R	H	RBI	BB	SO	LOB	BOTTOM				
Felipe Alou, R OBP: 0.364, SLG: 0.538 (1, 3)										4	1	1	0	0	1	0	San Francisco Giants @ Atlanta Braves Atlanta Stadium, Atlanta, GA Tue Sep 27 1966, 7:05 PM EDT Att: 25,325 - Unknown				
Eddie Mathews, L OBP: 0.341, SLG: 0.419 (1, 5)										3	1	1	0	1	0	0					
Hank Aaron, R OBP: 0.357, SLG: 0.539 (1, 9)										3	1	1	3	1	0	1					
Rico Carty, R OBP: 0.391, SLG: 0.467 (1, 2)										4	0	2	0	0	0	1					
Denis Menke, R OBP: 0.359, SLG: 0.419 (1, 6)										4	0	1	0	0	1	3					
Mack Jones, L OBP: 0.333, SLG: 0.456 (1, 8)										3	0	0	0	1	0	2					
Bill Robinson, R OBP: 0.143, SLG: 0.143 (1, 7)										1	0	0	0	0	0	0					
Ty Cline, L OBP: 0.350, SLG: 0.307 (4, PH)										3	0	0	0	0	0	3					
Felix Millan, R OBP: 0.289, SLG: 0.330 (1, 4)										3	0	0	0	0	0	0					
Pat Jarvis, R ERA: 4.8 (6, 1)										2	0	0	0	0	0	2					
Clay Carroll, R OBP: 0.100, SLG: 0.100 (7, 1)										0	0	0	0	0	0	0					
Ted Abernathy, R OBP: 0.231, SLG: 0.167 (8, PH)										0	0	0	0	0	0	0					
George Kopacz, L OBP: 0.500, SLG: 0.500 (9, 1)										0	0	0	0	0	0	0					
Inning Stats	R: 0 E: 0 K: 0 S: 3	H: 0 LOB: 0 BB: 0 P: 3	R: 0 E: 0 K: 0 S: 3	H: 1 LOB: 0 BB: 0 P: 3	R: 0 E: 0 K: 1 S: 5	H: 0 LOB: 0 BB: 0 P: 5	R: 3 E: 0 K: 1 S: 8	H: 4 LOB: 1 BB: 1 P: 12	R: 0 E: 0 K: 2 S: 7	H: 0 LOB: 0 BB: 0 P: 7	R: 0 E: 0 K: 0 S: 3	H: 0 LOB: 0 BB: 0 P: 3	R: 0 E: 0 K: 1 S: 5	H: 0 LOB: 1 BB: 1 P: 9	R: 0 E: 0 K: 0 S: 4	H: 1 LOB: 1 BB: 0 P: 4	R: 0 E: 0 K: 0 S: 4	H: 0 LOB: 1 BB: 0 P: 4	1B: 5 2B: 1 3B: 0 HR: 1	SF: 0 SAC: 0 DP: 2 HBP: 0	WP: 0 PA: 34 PB: 0 SB: 1 CS: 0
PITCHER	IP WLS BF H R ER SO BB IBB HBP BLK WP HR S P ERA WHIP																				
Ray Sadecki, L ERA: 4.8 (1, 1)	3.0 W 13 1 0 0 4 0 0 0 0 0 0 15 15 9.00 1.667																				
Lindy McDaniel, R ERA: 2.75 (4, 1)	6.0 W 21 1 0 0 4 2 1 0 0 0 0 26 38 0.00 0.500																				

Batter	1	2	3	4	5	6	7	8	9	AB	R	H	RBI	BB	SO	LOB	TOP
Felipe Alou, R OBP: 0.361, SLG: 0.532 (1, 3)	0-0 6-3		0-3 K		0-0 FC4			0-0 1B 1B	0-3 K2-3	5	1	1	0	0	2	1	Atlanta Braves @ Cincinnati Reds Crosley Field, Cincinnati, OH Sat Oct 01 1966, 3:33 AM EDT Unknown
Eddie Mathews, L OBP: 0.341, SLG: 0.420 (1, 5)	0-0 1B 3B		0-3 K		0-3 K			0-0 1B 1B	0-0 F7	5	2	2	0	0	2	1	
Hank Aaron, R OBP: 0.355, SLG: 0.534 Ed Sadowski, R OBP: 1.000, SLG: 1.000 (6, 2)	0-3 K		0-0 6-3		0-0 F3			0-0 1B 1B		3	0	0	0	0	1	1	
Rico Carty, R OBP: 0.392, SLG: 0.471 (1, 2)	4-0 1B BB			0-3 K	4-0 1B BB			0-0 1B 1B		2	0	1	1	2	1	0	
Mack Jones, L OBP: 0.336, SLG: 0.465 (1, 8)	0-0 1-2 3-H 1B			0-0 6-3	0-0 1-2 1B			0-0 1-3 2-H 1B		4	0	3	2	0	0	0	
Ty Cline, L OBP: 0.330, SLG: 0.289 (1, 7)	0-3 K			0-0 L6	0-0 L4-6-3			0-3 K		4	0	0	0	0	2	6	
Denis Menke, R OBP: 0.356, SLG: 0.416 Sandy Alomar Sr., S OBP: 0.122, SLG: 0.125 (6, 6)		0-3 K		0-3 K				0-3 K	0-3 K	2	0	0	0	0	2	0	
Woody Woodward, R OBP: 0.323, SLG: 0.329 Lee Bales, S OBP: 0.083, SLG: 0.083 (6, 4)		0-0 F6		0-0 1B 2B				0-3 K	0-0 5-3	2	1	1	0	0	0	0	
Dick Kelley, R OBP: 0.256, SLG: 0.336 Jay Ritchie, R OBP: 0.200, SLG: 0.500 Cecil Upshaw, L OBP: 0.200, SLG: 1.000 George Koppeck, L OBP: 0.000, SLG: 0.000 Phil Niekro, R OBP: 0.241, SLG: 0.241 (7, 1)		0-0 F3		0-0 FC4 1B				0-3 K	0-0 F8	1	0	0	0	0	0	0	
Inning Stats	R: 1 E: 0 K: 2 S: 9	H: 2 LOB: 2 BB: 1 P: 13	R: 0 E: 0 K: 1 S: 5	H: 0 LOB: 0 BB: 0 P: 5	R: 0 E: 0 K: 1 S: 5	H: 0 LOB: 0 BB: 0 P: 5	R: 0 E: 0 K: 0 S: 3	H: 1 LOB: 1 BB: 1 P: 7	R: 0 E: 0 K: 3 S: 12	H: 0 LOB: 2 BB: 0 P: 12	R: 0 E: 0 K: 1 S: 5	H: 0 LOB: 0 BB: 0 P: 5	1B: 8 2B: 1 3B: 1 HR: 0	SF: 0 SAC: 0 DP: 1 HBP: 0	WP: 0 PB: 0 SB: 0 CS: 0	PA: 38	
PITCHER	IP WLS BF H R ER SO BB IBB HBP BLK WP HR S P ERA WHIP																
Milt Pappas, R ERA: 4.29 (1, 1)	7.0 W 31	9 5 5 11	2 0 0 0	0 0 0 0	0 0 0 0	0 0 0 0	0 0 0 0	0 0 0 0	0 0 0 0	0 0 0 0	0 0 0 0	0 0 0 0	0 0 0 0	0 0 0 0	0 0 0 0	0 0 0 0	
Ted Davidson, L ERA: 4.0 (8, 1)	2.0 S 7	1 0 0 3	0 0 0 0	0 0 0 0	0 0 0 0	0 0 0 0	0 0 0 0	0 0 0 0	0 0 0 0	0 0 0 0	0 0 0 0	0 0 0 0	0 0 0 0	0 0 0 0	0 0 0 0	0 0 0 0	

Batter	1	2	3	4	5	6	7	8	9	AB	R	H	RBI	BB	SO	LOB	BOTTOM	
Tommy Harper, R OBP: 0.347, SLG: 0.363 (1, 7)	0-0 CS 1B	0-0 F6	0-0 1-2 2-H 1B	4-0 BB			0-0 FC5-4 1B			4	0	3	1	1	0	2	Atlanta Braves @ Cincinnati Reds Crosley Field, Cincinnati, OH Sat Oct 01 1966, 3:33 AM EDT Unknown	
Tommy Helms, R OBP: 0.320, SLG: 0.386 (1, 5)	4-0 1B HR BB	0-0 1-2 2-H 1B	0-3 K	0-0 F3			0-0 FC5-4 1-2			4	1	1	1	1	1	5		
Pete Rose, S OBP: 0.352, SLG: 0.463 (1, 4)	0-0 F3	0-0 F8		0-0 2B 2B	0-0 5-3		0-0 4-3			5	1	1	0	0	0	4		
Don Pavletich, R OBP: 0.346, SLG: 0.524 (1, 2)	0-0 1-2 HR 1B	0-3 K		0-0 2H 1B 2B	0-0 4-3		0-0 6-3			5	2	2	1	0	1	2		
Lee May, R OBP: 0.348, SLG: 0.545 (1, 3)	0-0 1-H 2-H HR		0-0 SH1-3 1B 2B	0-0 2H 2B 1B	0-3 K		0-0 FC5 BB 1B			5	3	4	4	0	1	0		
Vada Pinson, L OBP: 0.325, SLG: 0.439 (1, 8)	0-3 K E S 1B		0-3 K	0-0 WP 4-3 2B			0-0 F8	0-0 F8		5	2	1	1	0	2	2		
Dick Simpson, R OBP: 0.333, SLG: 0.495 (1, 9)	0-0 1-H CS 1B		0-0 SH1-3	0-3 K	4-0 G6-4-3 BB		4-0 BB BB	4-0 BB BB		2	0	1	1	2	1	1		
Leo Cardenas, R OBP: 0.310, SLG: 0.422 (1, 6)	0-0 CS	0-0 SH 1B 1B	4-0 SH1-3 1B 1B	4-0 2-3 BB	0-0 G6-4-3		0-0 FC5			3	2	1	0	2	0	3		
Milt Pappas, R OBP: 0.139, SLG: 0.173 Ted Davidson, R ERA: 4.11 (8, 1)		0-0 SH 1B	0-0 1-2 1B	0-0 1-2 1B	0-0 4-3		0-3 K			3	0	1	2	0	1	1		
Inning Stats	R: 4 E: 0 K: 1 S: 8	H: 4 LOB: 0 BB: 1 P: 12	R: 1 E: 0 K: 1 S: 8	H: 2 LOB: 2 BB: 0 P: 8	R: 2 E: 0 K: 2 S: 10	H: 3 LOB: 2 BB: 1 P: 14	R: 4 E: 0 K: 1 S: 9	H: 4 LOB: 2 BB: 2 P: 17	R: 0 E: 0 K: 0 S: 2	H: 0 LOB: 0 BB: 1 P: 6	R: 0 E: 0 K: 1 S: 6	H: 1 LOB: 1 BB: 0 P: 6	R: 0 E: 0 K: 0 S: 4	H: 1 LOB: 2 BB: 1 P: 8	1B: 10 2B: 4 3B: 0 HR: 1	SF: 0 SAC: 2 DP: 1 HBP: 0		WP: 1 PB: 1 SB: 1 CS: 2
PITCHER	IP WLS BF H R ER SO BB IBB HBP BLK WP HR S P ERA WHIP																	
Dick Kelley, L ERA: 3.22 (2, 1)	1.1 L 11	6 5 4 1	1 0 0 0	0 1 0 0	0 0 0 0	0 0 0 0	0 0 0 0	0 0 0 0	0 0 0 0	0 0 0 0	0 0 0 0	0 0 0 0	0 0 0 0	0 0 0 0	0 0 0 0			
Jay Ritchie, R ERA: 4.08 (4, 1)	1.2 13	7 6 6 3	0 1 0 0	0 0 0 0	0 0 0 0	0 0 0 0	0 0 0 0	0 0 0 0	0 0 0 0	0 0 0 0	0 0 0 0	0 0 0 0	0 0 0 0	0 0 0 0	0 0 0 0			
Cecil Upshaw, R ERA: 4.08 (4, 1)	3.0 11	0 0 0 2	3 0 0 0	1 0 0 0	0 0 0 0	0 0 0 0	0 0 0 0	0 0 0 0	0 0 0 0	0 0 0 0	0 0 0 0	0 0 0 0	0 0 0 0	0 0 0 0	0 0 0 0			
Phil Niekro, R ERA: 4.11 (7, 1)	2.0 9	2 0 0 1	1 0 0 0	0 0 0 0	0 0 0 0	0 0 0 0	0 0 0 0	0 0 0 0	0 0 0 0	0 0 0 0	0 0 0 0	0 0 0 0	0 0 0 0	0 0 0 0	0 0 0 0			



Batter	1	2	3	4	5	6	7	8	9	AB	R	H	RBI	BB	SO	LOB	TOP					
Sandy Alomar Sr. S OBP: 0.111, SLG: 0.114 (1, 6)	F2		F5			F3		5-3		4	0	0	0	0	0	1	Atlanta Braves @ Cincinnati Reds Crosley Field, Cincinnati, OH Sun Oct 02 1966, 3:33 AM EDT Att: 7,276 - Unknown					
Ty Cline L OBP: 0.312, SLG: 0.273 (1, 7)	L7			L7		L8		L9		4	0	0	0	0	0	1						
Bill Robinson R OBP: 0.273, SLG: 0.455 (1, 9)	F8			WP 1B		6-3		2B 3B		4	1	2	1	0	0	0						
Mack Jones L OBP: 0.335, SLG: 0.468 (1, 8)		K		F8			1B WP 1B	S 2B IBB		3	2	1	0	1	1	1						
Miguel de la Hoz R OBP: 0.250, SLG: 0.300 Joey Jay S OBP: 0.167, SLG: 0.147 (7, 1)				K			WP 1-3 1B	1-H 2B		3	0	2	0	0	1	1						
George Kopacz L (1, 3)		K					K	F8		4	0	0	0	0	2	4						
Lee Bales S OBP: 0.063, SLG: 0.063 (1, 4)							5-3		F3	4	0	0	0	0	0	2						
Ed Sadowski R OBP: 0.200, SLG: 0.111 (1, 2)			K				F4		6-3	3	0	0	0	1	1	1						
Ron Reed R Felix Millan R OBP: 0.290, SLG: 0.341 (7, 5)			5-3				K		F4	2	0	0	0	0	1	1	Braves					
								L9 3B 2B		2	1	1	0	0	0	0						
Inning Stats	R: 0 E: 0 K: 0 S: 3	H: 0 LOB: 0 BB: 0 P: 3	R: 0 E: 0 K: 2 S: 8	H: 1 LOB: 1 BB: 0 P: 8	R: 0 E: 0 K: 1 S: 5	H: 0 LOB: 0 BB: 0 P: 5	R: 0 E: 0 K: 1 S: 6	H: 1 LOB: 1 BB: 0 P: 6	R: 0 E: 0 K: 1 S: 5	H: 0 LOB: 1 BB: 1 P: 9	R: 0 E: 0 K: 0 S: 3	H: 0 LOB: 0 BB: 0 P: 3	R: 1 E: 0 K: 1 S: 7	H: 2 LOB: 1 BB: 0 P: 7	R: 3 E: 0 K: 0 S: 6	H: 3 LOB: 1 BB: 1 P: 10	R: 0 E: 0 K: 0 S: 3	H: 0 LOB: 0 BB: 0 P: 3	1B: 4 2B: 2 3B: 1 HR: 0	SF: 0 SAC: 0 DP: 0 HBP: 0	WP: 3 PB: 0 SB: 1 CS: 0	PA: 36
PITCHER	IP WLS BF H R ER SO BB IBB HBP BLK WP HR S P ERA WHIP																					
Sammy Ellis R ERA: 5.29 (1, 1)	7.2 L 32 7 4 4 6 1 1 0 0 0 2 0 42 50 4.70 1.043																					
Joe Nuxhall L ERA: 4.5 (8, 1)	0.1 1 0 0 0 0 0 0 0 0 0 0 0 1 1 0.00 0.000																					
Don Nottebart R ERA: 3.07 (9, 1)	1.0 3 0 0 0 0 0 0 0 0 0 0 0 0 3 3 0.00 0.000																					

Batter	1	2	3	4	5	6	7	8	9	AB	R	H	RBI	BB	SO	LOB	BOTTOM					
Tommy Harper R OBP: 0.348, SLG: 0.363 (1, 9)	F8		S 1B			F8		K		4	0	1	0	0	1	1	Atlanta Braves @ Cincinnati Reds Crosley Field, Cincinnati, OH Sun Oct 02 1966, 3:33 AM EDT Att: 7,276 - Unknown					
Tommy Helms R OBP: 0.315, SLG: 0.380 (1, 5)	L7		K			F6		F8		4	0	0	0	0	1	2						
Pete Rose S OBP: 0.351, SLG: 0.460 (1, 4)	G3					6-3		2B		4	0	1	0	0	0	0						
Art Shamsky L OBP: 0.321, SLG: 0.521 (1, 7)		4-3		FC6-4 BB		K		K		3	0	0	0	1	2	1						
Lee May R OBP: 0.333, SLG: 0.507 (1, 3)		K		FC6-4 CS		F8		2B 1B 1B		4	1	1	0	0	1	1						
Vada Pinson L OBP: 0.326, SLG: 0.442 (1, 8)		S BB		CS		F8		1B 2B		3	1	2	0	1	0	0						
Johnny Edwards L OBP: 0.269, SLG: 0.284 (1, 2)	F5					L7		G3		4	0	1	2	0	0	2						
Leo Cardenas R OBP: 0.309, SLG: 0.419 (1, 6)			4-3			F4		K		4	0	0	0	0	1	2						
Sammy Ellis L OBP: 0.162, SLG: 0.129 Joe Nuxhall L OBP: 0.100, SLG: 0.125 Giraldo Ruiz S OBP: 0.287, SLG: 0.291 Don Nottebart R OBP: 0.200, SLG: 0.167 (8, 1)	F8					K				2	0	0	0	0	1	1	REDS					
										0	0	0	0	0	0	0						
Inning Stats	R: 0 E: 0 K: 0 S: 3	H: 0 LOB: 0 BB: 0 P: 3	R: 0 E: 0 K: 1 S: 5	H: 0 LOB: 1 BB: 1 P: 9	R: 0 E: 0 K: 1 S: 6	H: 1 LOB: 0 BB: 0 P: 6	R: 0 E: 0 K: 0 S: 2	H: 0 LOB: 0 BB: 1 P: 6	R: 0 E: 0 K: 1 S: 6	H: 1 LOB: 1 BB: 0 P: 6	R: 0 E: 0 K: 1 S: 6	H: 1 LOB: 1 BB: 0 P: 6	R: 0 E: 0 K: 0 S: 3	H: 0 LOB: 0 BB: 0 P: 3	R: 0 E: 0 K: 2 S: 8	H: 1 LOB: 1 BB: 0 P: 8	R: 2 E: 0 K: 1 S: 8	H: 3 LOB: 1 BB: 0 P: 8	1B: 4 2B: 3 3B: 0 HR: 0	SF: 0 SAC: 0 DP: 0 HBP: 0	WP: 0 PB: 0 SB: 2 CS: 1	PA: 36
PITCHER	IP WLS BF H R ER SO BB IBB HBP BLK WP HR S P ERA WHIP																					
Ron Reed R ERA: 2.16 (1, 1)	6.0 W 22 3 0 0 4 2 0 0 0 0 0 0 28 36 0.00 0.833																					
Joey Jay R ERA: 5.05 (7, 1)	3.0 S 13 4 2 2 3 0 0 0 0 0 0 0 19 19 6.00 1.333																					