

Atlanta Braves - 1967

Batter	1	2	3	4	5	6	7	8	9	AB	R	H	RBI	BB	SO	LOB	TOP			
Denis Menke, R (1,6)										4	0	0	0	0	0	0				
Felipe Alou, R (1,3) OBP: 0.250, SLG: 0.250										4	0	1	0	0	0	0				
Hank Aaron, R (1,9) OBP: 0.250, SLG: 0.250										4	0	1	0	0	0	0				
Joe Torre, R (1,2)										4	0	0	0	0	2	3				
Rico Carty, R (1,7) OBP: 0.250, SLG: 0.250										4	0	1	0	0	0	0				
Mack Jones, L (1,8) OBP: 0.333, SLG: 0.667										3	0	1	0	0	1	1				
Clete Boyer, R (1,5) OBP: 0.333, SLG: 1.333										3	1	1	1	0	1	1	AB 32			
Woody Woodward, R (1,4)										3	0	0	0	0	1	1	R 1			
Denny Lemaster, R (1,1)										2	0	0	0	0	2	0	H 5			
Dick Kelley, R (7,1)										0	0	0	0	0	0	0	RBI 1			
Clay Carroll, R (7,1)										0	0	0	0	0	0	0	BB 0			
Felix Millan, R (7,4)										1	0	0	0	0	0	0	SO 7			
Ramon Hernandez, S (7,1)										0	0	0	0	0	0	0	LOB 6			
Inning Stats	R: 0 E: 1 K: 1 S: 6	H: 0 LOB: 1 BB: 0 P: 6	R: 0 E: 0 K: 1 S: 6	H: 1 LOB: 1 BB: 0 P: 6	R: 0 E: 0 K: 1 S: 5	H: 0 LOB: 0 BB: 0 P: 5	R: 0 E: 0 K: 1 S: 6	H: 1 LOB: 1 BB: 0 P: 6	R: 0 E: 0 K: 0 S: 4	H: 2 LOB: 1 BB: 0 P: 4	R: 1 E: 0 K: 1 S: 6	H: 1 LOB: 0 BB: 0 P: 6	R: 0 E: 0 K: 0 S: 3	H: 0 LOB: 0 BB: 0 P: 3	R: 0 E: 0 K: 1 S: 5	H: 0 LOB: 0 BB: 0 P: 5	1B: 3 2B: 1 3B: 0 HR: 1	SF: 0 SAC: 0 DP: 1 HBP: 0	WP: 0 PB: 0 SB: 0 CS: 0	PA: 32
PITCHER Mike Cuellar, L (1,1) ERA: 1.0	IP: 9.0 WLS: W BF: 32	H: 5 R: 1 ER: 1 SO: 7	BB: 0 IBB: 0 HBP: 0 BLK: 0	WP: 0 HR: 1 S: 46 P: 46	ERA: 1.00 WHIP: 0.556															

Atlanta Braves @ Houston Astros
Astrodome, Houston, TX
Tue Apr 11 1967, 4:33 AM EST
Att: 26,001 - Unknown

AB 32
R 1
H 5
RBI 1
BB 0
SO 7
LOB 6



Batter	1	2	3	4	5	6	7	8	9	AB	R	H	RBI	BB	SO	LOB	BOTTOM			
Sonny Jackson, L (1,6) OBP: 0.250, SLG: 0.250										4	1	1	0	0	0	0				
Joe Morgan, L (1,4)										2	0	0	0	2	1	2				
Aaron Pointer, R (1,7) OBP: 0.500, SLG: 0.667										3	1	1	2	1	2	1				
Jimmy Wynn, R (1,8) OBP: 0.250, SLG: 0.250										4	0	1	1	0	0	2				
Bob Aspromonte, R (1,5)										3	1	0	0	1	1	1				
Rusty Staub, L (1,9)										3	0	0	0	0	1	0				
Eddie Mathews, L (1,3) OBP: 0.500, SLG: 1.000										4	1	2	1	0	0	0	AB 31			
John Bateman, R (1,2) OBP: 0.500, SLG: 0.500										4	1	2	1	0	0	1	R 6			
Mike Cuellar, L (1,1) OBP: 0.250, SLG: 0.250										4	1	1	1	0	2	3	H 8			
Inning Stats	R: 0 E: 0 K: 0 S: 2	H: 0 LOB: 2 BB: 2 P: 10	R: 0 E: 1 K: 0 S: 5	H: 1 LOB: 0 BB: 0 P: 5	R: 0 E: 0 K: 1 S: 5	H: 0 LOB: 0 BB: 0 P: 5	R: 0 E: 0 K: 1 S: 5	H: 0 LOB: 0 BB: 0 P: 5	R: 0 E: 0 K: 1 S: 5	H: 0 LOB: 1 BB: 1 P: 9	R: 6 E: 1 K: 2 S: 13	H: 6 LOB: 1 BB: 1 P: 17	R: 0 E: 0 K: 1 S: 6	H: 1 LOB: 1 BB: 0 P: 6	R: 0 E: 0 K: 1 S: 6	H: 0 LOB: 0 BB: 0 P: 6	1B: 6 2B: 1 3B: 1 HR: 0	SF: 0 SAC: 1 DP: 0 HBP: 0	WP: 0 PB: 0 SB: 0 CS: 1	PA: 36
PITCHER Denny Lemaster, L (1,1) ERA: 1.5	IP: 6.0 WLS: L BF: 23	H: 1 R: 1 ER: 1 SO: 4	BB: 4 IBB: 0 HBP: 0 BLK: 0	WP: 0 HR: 0 S: 27 P: 43	ERA: 1.50 WHIP: 0.833															
Dick Kelley, L (7,1) ERA: 27.0	0.1	L	2	1	0	0	0	0	0	0	0	2	2	0.00	3.000					
Clay Carroll, R (7,1) ERA:	0.0	3	3	2	2	0	0	0	0	0	3	3	∞	∞						
Ramon Hernandez, L (7,1) ERA: 5.4	1.2	8	3	3	3	3	0	0	0	0	14	14	16.20	1.800						

Atlanta Braves @ Houston Astros
Astrodome, Houston, TX
Tue Apr 11 1967, 4:33 AM EST
Att: 26,001 - Unknown

AB 31
R 6
H 8
RBI 6
BB 4
SO 7
LOB 10



Batter	1	2	3	4	5	6	7	8	9	AB	R	H	RBI	BB	SO	LOB	TOP			
Denis Menke, R (1,6) OBP: 0.250, SLG: 0.143	0-0 FC5-4 1B		0-0 F9		0-0 6-3			4-0 G6-4-3 BB		3	0	1	0	1	0	0				
Felipe Alou, R (1,3) OBP: 0.250, SLG: 0.143	0-0 FC5-4 PB 3B		0-0 F7			4-0 BB		0-0 G6-4-3		3	1	0	0	1	0	2				
Hank Aaron, R (1,9) OBP: 0.250, SLG: 0.500	0-0 1-H 1B 3B		0-0 5-3			0-0 F8		0-0 F7		4	1	1	1	0	0	1				
Mack Jones, L (1,8) OBP: 0.286, SLG: 0.429	0-3 K			0-0 CS 1B		0-0 F9		0-3 K		4	0	1	0	0	2	2				
Joe Torre, R (1,2) Marty Martinez, S (9, PR)	0-0 1B		0-3 K		0-3 K			0-0 1B 1B		4	0	2	1	0	2	2				
Rico Carty, R (1,7) OBP: 0.500, SLG: 0.429	0-3 3-H K		0-3 K		4-0 BB			0-0 G5-4-3 1B		3	0	2	0	1	1	1				
Clete Boyer, R (1,5) OBP: 0.167, SLG: 0.667		0-0 5-3		0-3 K		0-0 F5		0-0 PO 1B		3	0	0	0	0	1	2				
Woody Woodward, R (1,4)		0-0 F8			0-0 F9			0-0 G5-4-3 1-2		3	0	0	0	0	0	1				
Ken Johnson, R (1,1) Gary Geiger, L (8, PH) Phil Niekro, R (8,1) Don Schwall, R (8,1)		0-0 F7			0-0 6-3			0-0 G3		2	0	0	0	0	0	0				
Inning Stats	R: 2 E: 0 K: 2 S: 10	H: 3 LOB: 1 BB: 0 P: 10	R: 0 E: 0 K: 0 S: 3	H: 0 LOB: 0 BB: 0 P: 3	R: 0 E: 0 K: 0 S: 3	H: 1 LOB: 1 BB: 1 P: 11	R: 0 E: 0 K: 0 S: 3	H: 0 LOB: 0 BB: 0 P: 3	R: 0 E: 0 K: 1 S: 5	H: 1 LOB: 1 BB: 1 P: 9	R: 0 E: 0 K: 0 S: 3	H: 1 LOB: 0 BB: 0 P: 3	R: 0 E: 0 K: 0 S: 2	H: 0 LOB: 0 BB: 1 P: 6	R: 0 E: 0 K: 1 S: 6	H: 2 LOB: 2 BB: 0 P: 6	1B: 6 2B: 1 3B: 1 HR: 0	SF: 0 SAC: 0 DP: 3 HBP: 0	WP: 0 PB: 1 SB: 0 CS: 1	PA: 34
PITCHER Larry Dierker, R (1,1) ERA: 2.0	IP: 9.0 WLS: W BF: 33	H: 7 R: 2 ER: 2 SO: 6	BB: 3 IBB: 0 HBP: 0 BLK: 0	WP: 0 HR: 0 S: 42 P: 54	ERA: 2.00 WHIP: 1.111															

Atlanta Braves @ Houston Astros
Astrodome, Houston, TX
Wed Apr 12, 1967, 7:05 PM EST
Att: 13,854 - Dome

AB 30
R 2
H 7
RBI 2
BB 3
SO 6
LOB 11



Batter	1	2	3	4	5	6	7	8	9	AB	R	H	RBI	BB	SO	LOB	BOTTOM		
Sonny Jackson, L (1,6) OBP: 0.125, SLG: 0.125	0-0 4-3		0-0 F7		0-0 F2			0-0 F7		4	0	0	0	0	0	2			
Joe Morgan, L (1,4)	4-0 1B SF8 BB		4-0 S BB		0-0 F9		0-3 K			2	1	0	0	2	1	1			
Jimmy Wynn, R (1,8) OBP: 0.250, SLG: 0.250	0-0 1-3 2B 1B		0-0 F6 1-2		0-0 F7			0-0 E6 PB S 1B		4	2	1	0	0	0	2			
Eddie Mathews, L (1,3) OBP: 0.250, SLG: 0.571	0-0 SF8		0-3 K		0-0 F7			0-0 2-3		3	0	0	1	0	1	2			
Rusty Staub, L (1,9) Jim Landis, R (7,9) OBP: 1.000, SLG: 1.000	0-0 3-H 2B		0-0 4-3		4-0 4-3 1B BB			0-0 PB BB 1B		2	1	1	1	1	0	1			
Aaron Pointer, R (1,7) OBP: 0.500, SLG: 0.500	0-0 4-3			0-0 G6-4-3 1B		0-0 4-3		4-0 G5-3 PB BB		3	0	1	0	1	0	2			
Bob Aspromonte, R (1,5) OBP: 0.375, SLG: 0.167		0-0 F8		0-0 G6-4-3 1-2		0-0 2-H 1B		4-0 1-2 2-3 IBB		3	0	1	1	1	0	1			
John Bateman, R (1,2) OBP: 0.375, SLG: 0.375		0-0 E7 FC1-6 1B		0-3 K		0-0 F9		0-0 G5-3		4	0	1	0	0	1	4			
Larry Dierker, R (1,1) OBP: 0.333, SLG: 0.333		0-0 FC1-6			0-0 1B			0-0 6-3		3	0	1	0	0	0	1			
Inning Stats	R: 2 E: 0 K: 0 S: 5	H: 2 LOB: 1 BB: 1 P: 9	R: 0 E: 1 K: 0 S: 4	H: 1 LOB: 1 BB: 0 P: 4	R: 0 E: 0 K: 1 S: 5	H: 1 LOB: 0 BB: 0 P: 5	R: 0 E: 0 K: 0 S: 4	H: 1 LOB: 1 BB: 0 P: 4	R: 1 E: 0 K: 0 S: 4	H: 1 LOB: 1 BB: 1 P: 8	R: 0 E: 0 K: 1 S: 5	H: 0 LOB: 0 BB: 0 P: 5	R: 1 E: 1 K: 0 S: 4	H: 1 LOB: 2 BB: 2 P: 12	1B: 6 2B: 1 3B: 0 HR: 0	SF: 1 SAC: 0 DP: 2 HBP: 0	WP: 0 PB: 2 SB: 2 CS: 0	PA: 35	
PITCHER Ken Johnson, R (1,1) ERA: 3.86 Phil Niekro, R (8,1) Don Schwall, R (8,1)	IP: 7.0 WLS: L BF: 29	H: 6 R: 3 ER: 3 SO: 3	BB: 3 IBB: 0 HBP: 0 BLK: 0	WP: 0 HR: 0 S: 32 P: 44	ERA: 3.86 WHIP: 1.286														

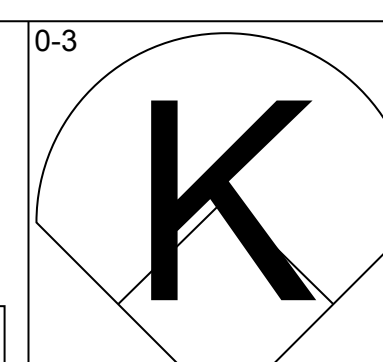
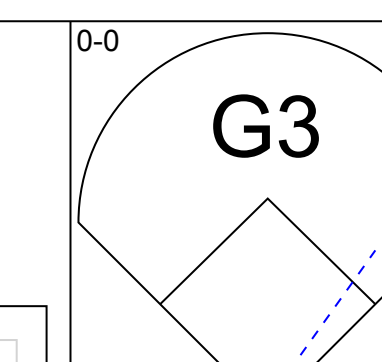
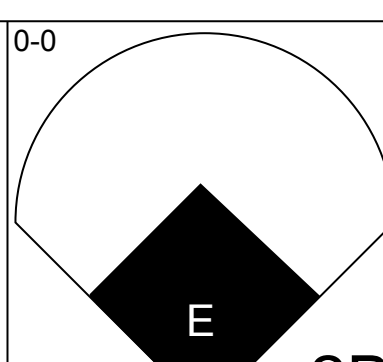
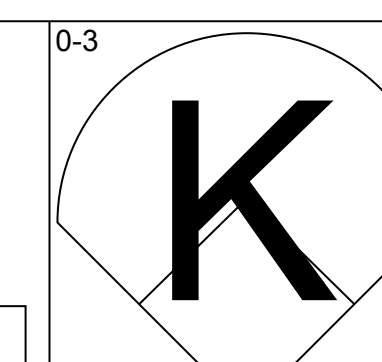
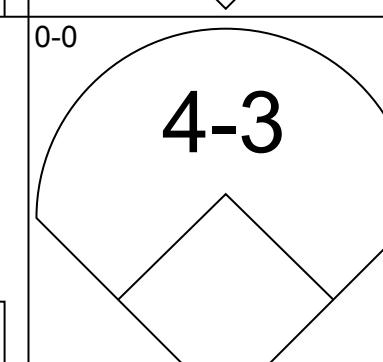
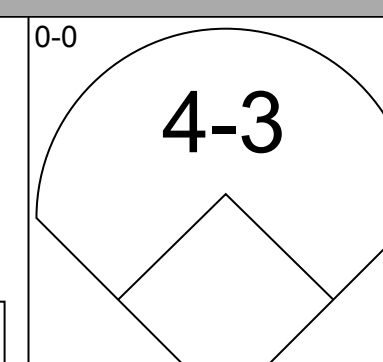
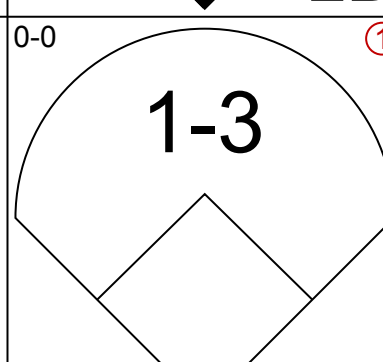
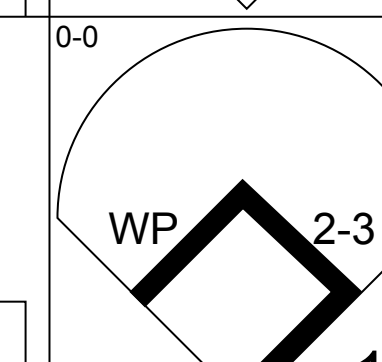
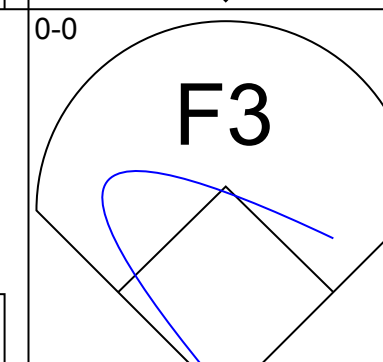
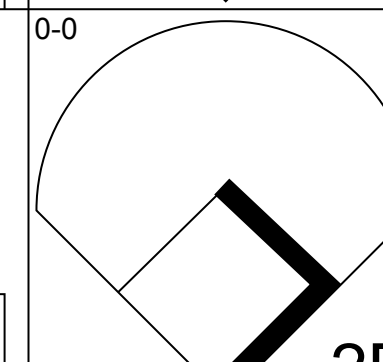
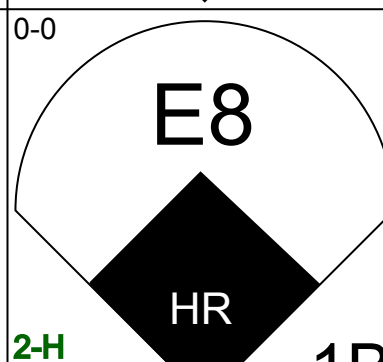
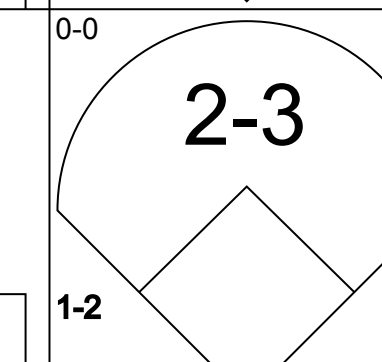
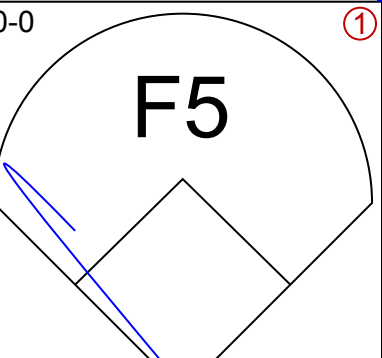
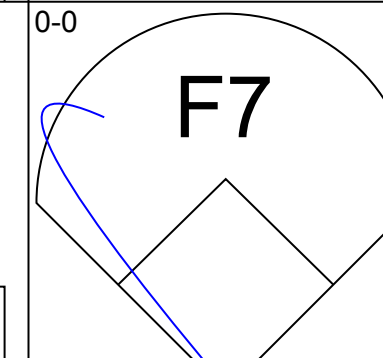
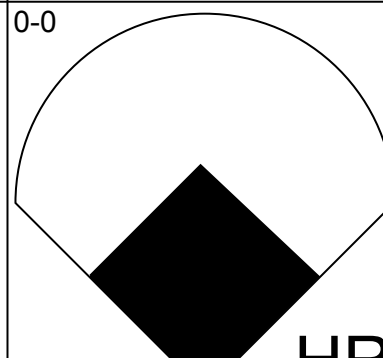
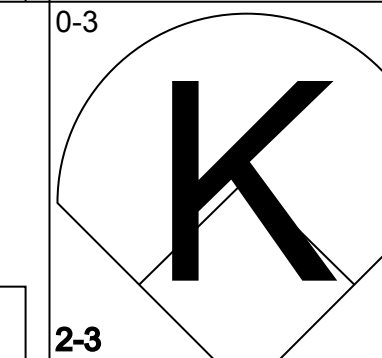
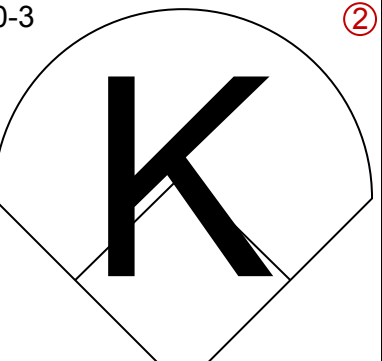
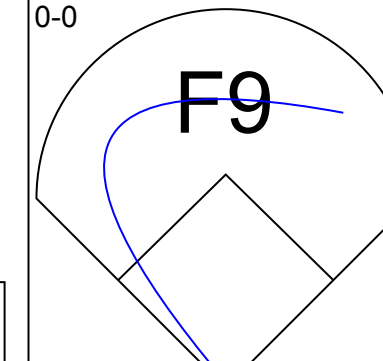
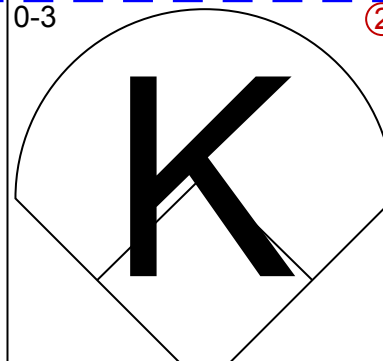
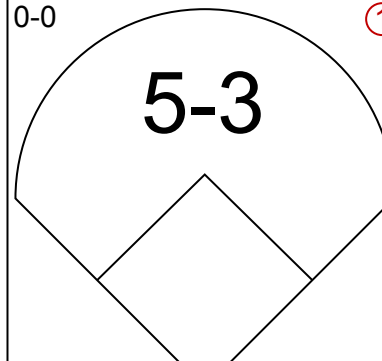
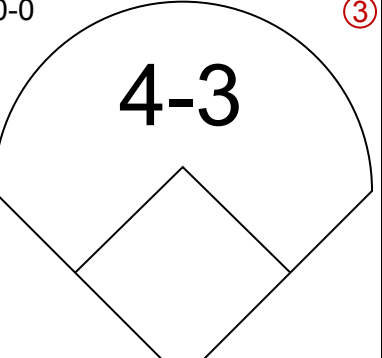
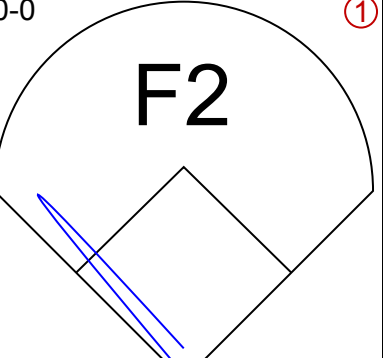
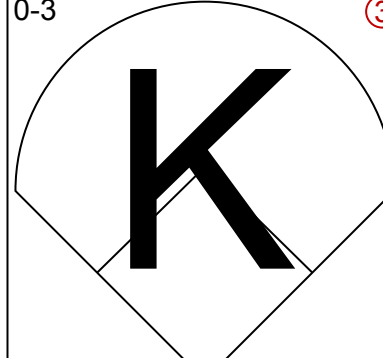
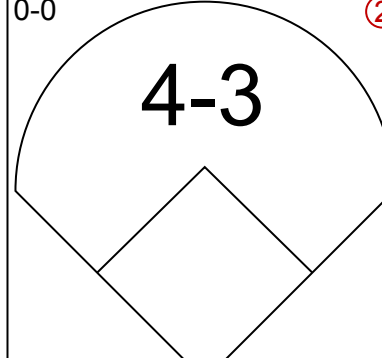
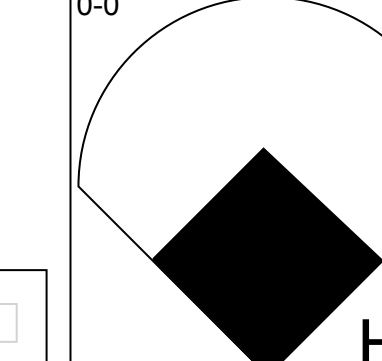
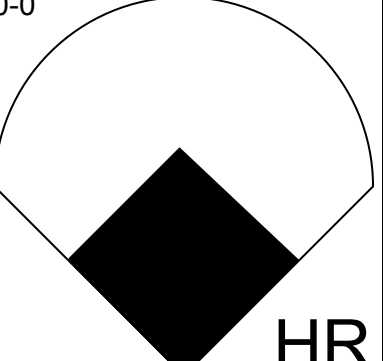
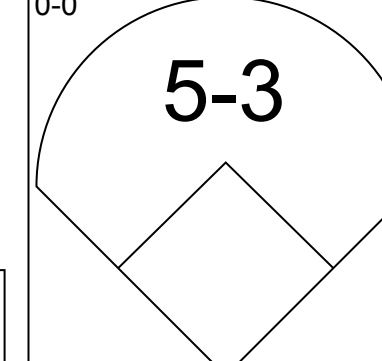
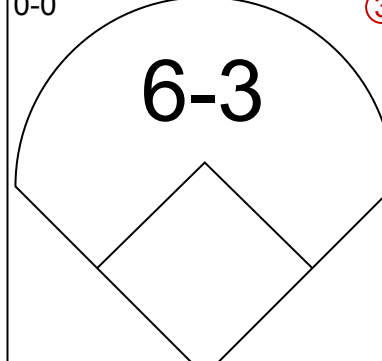
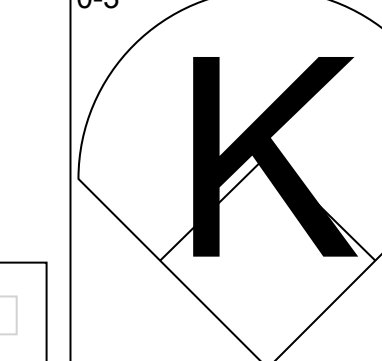
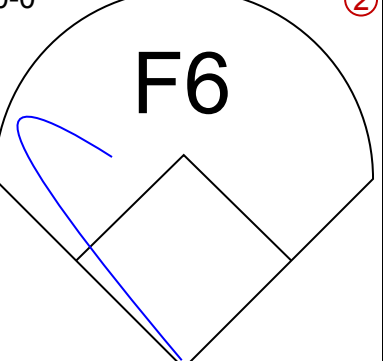
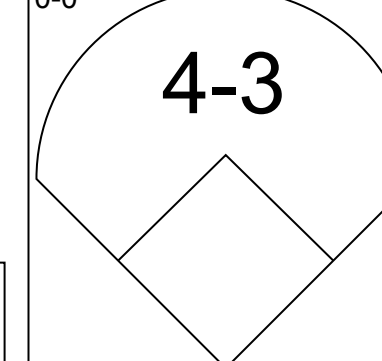
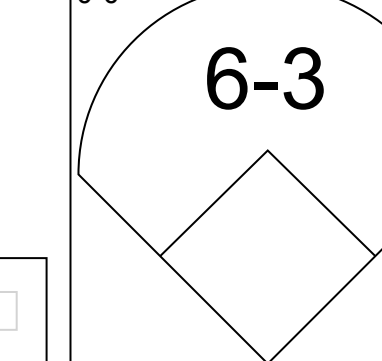
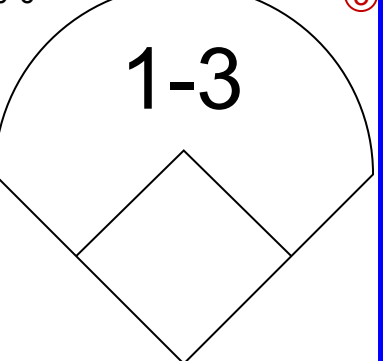
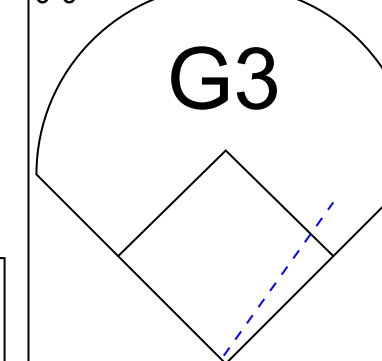
Atlanta Braves @ Houston Astros
Astrodome, Houston, TX
Wed Apr 12, 1967, 7:05 PM EST
Att: 13,854 - Dome

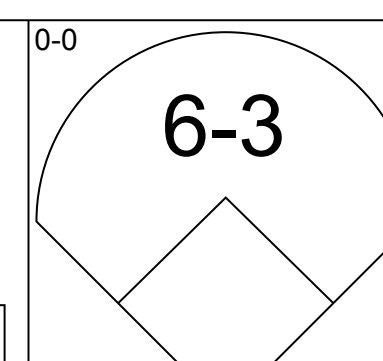
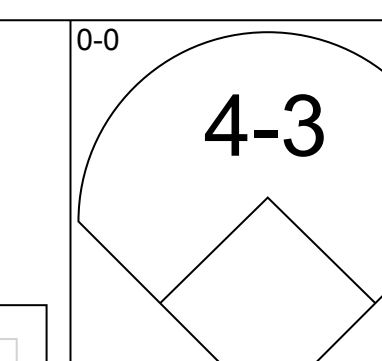
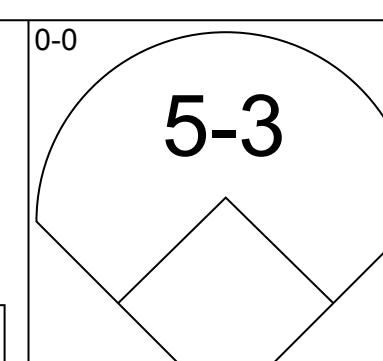
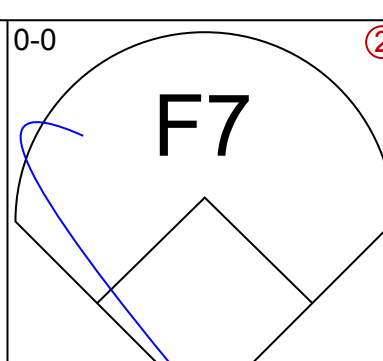
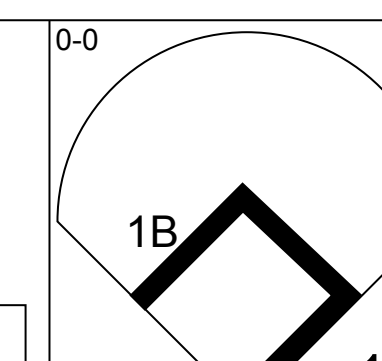
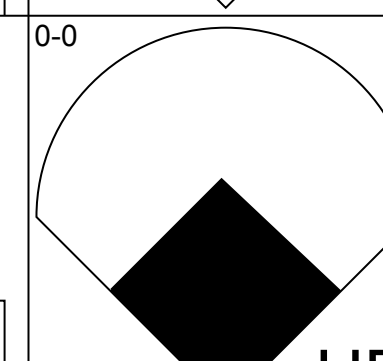
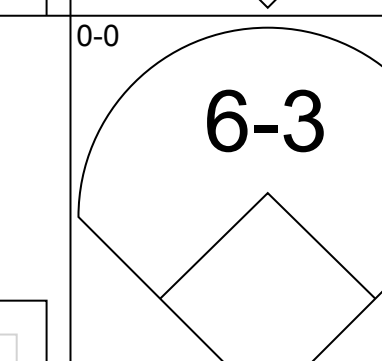
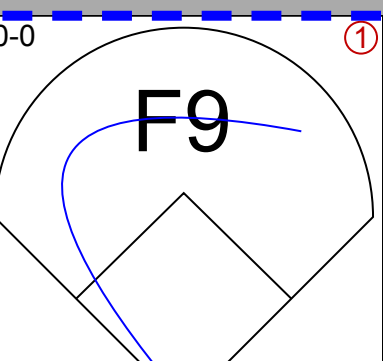
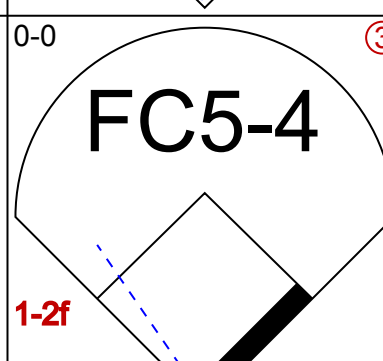
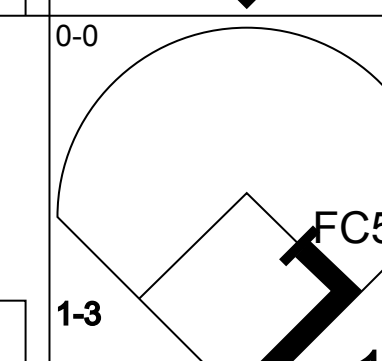
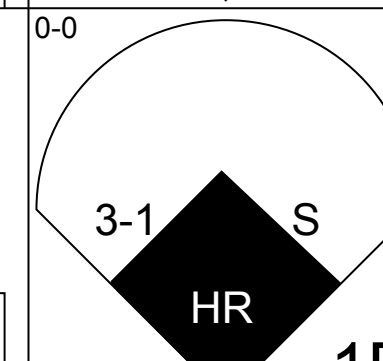
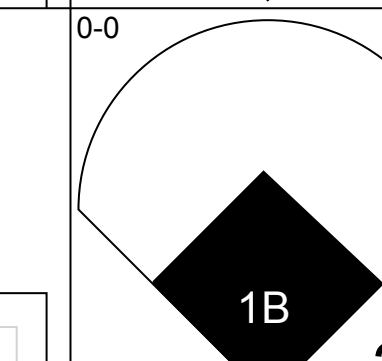
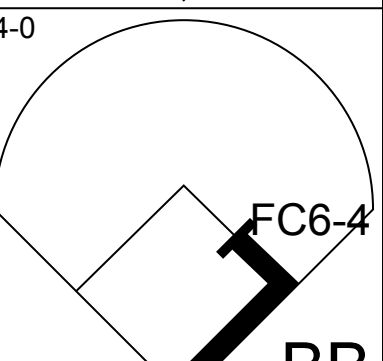
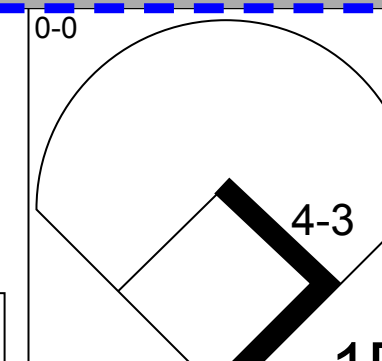
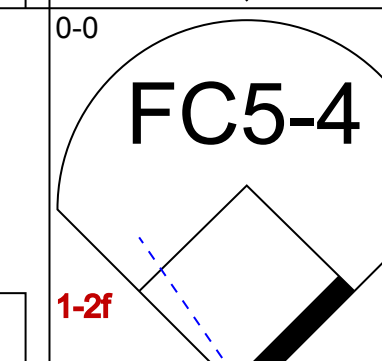
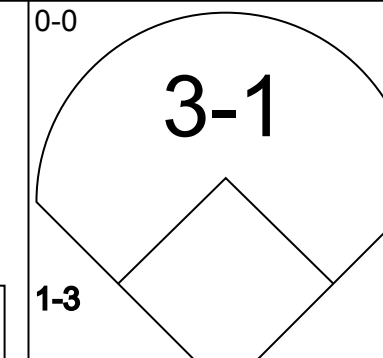
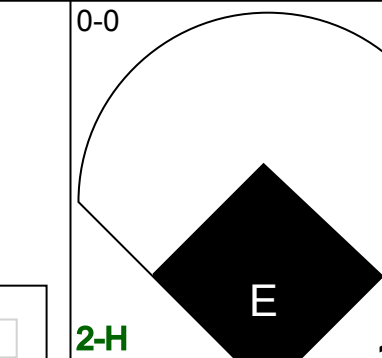
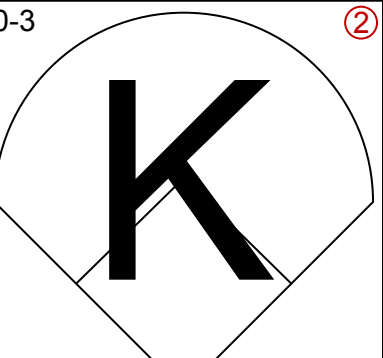
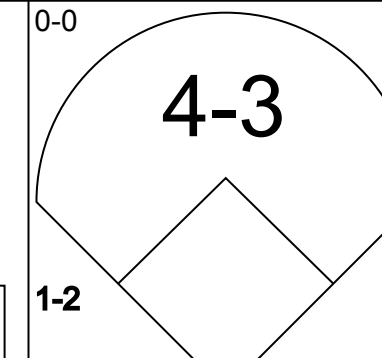
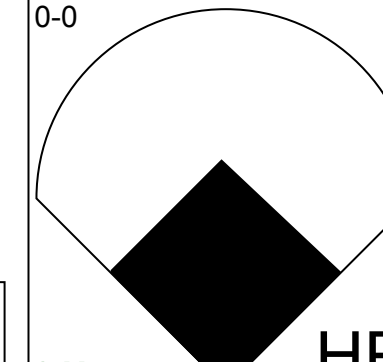
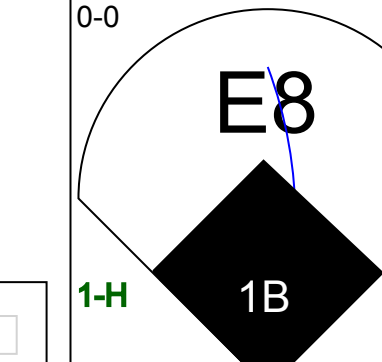
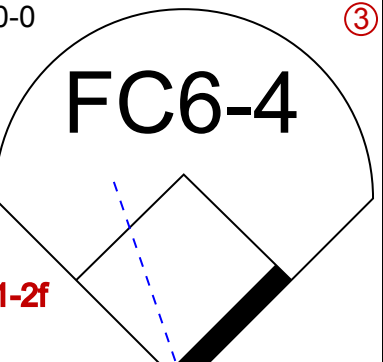
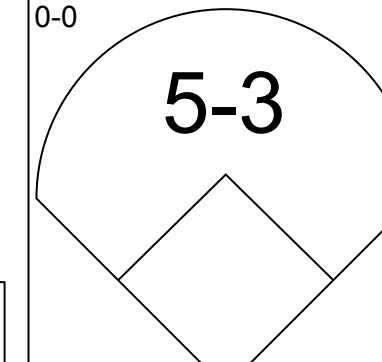
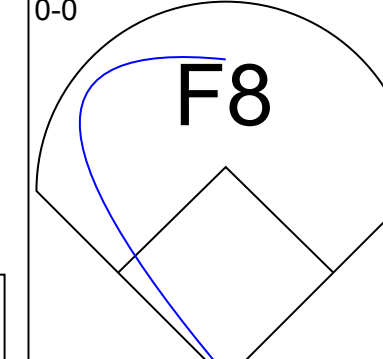
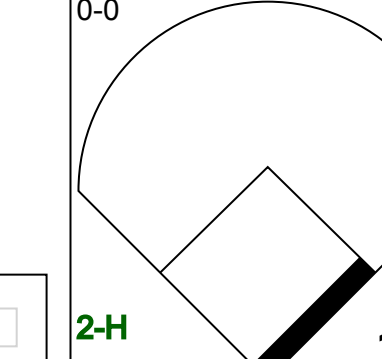
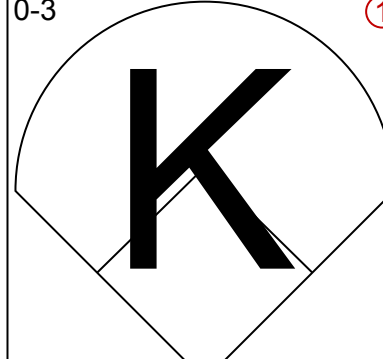
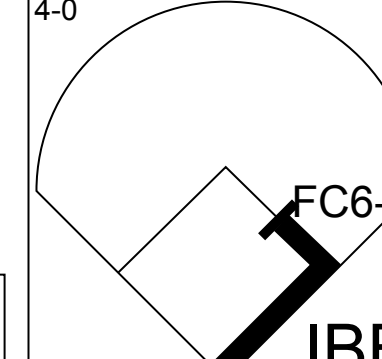
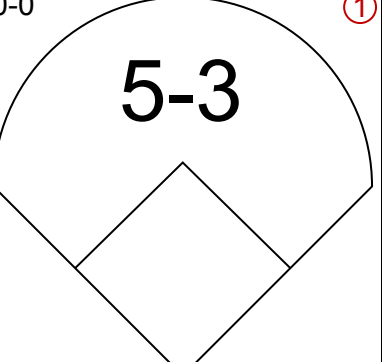
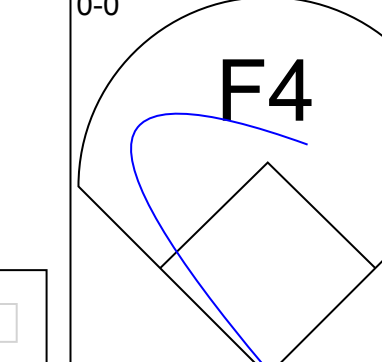
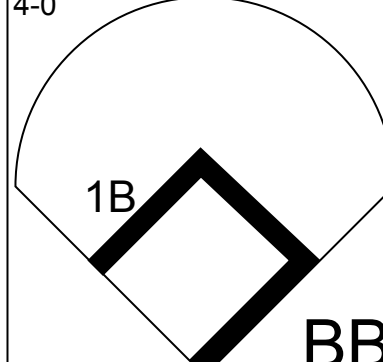
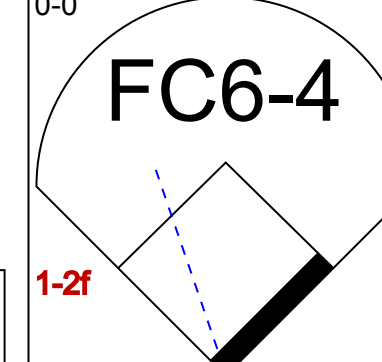
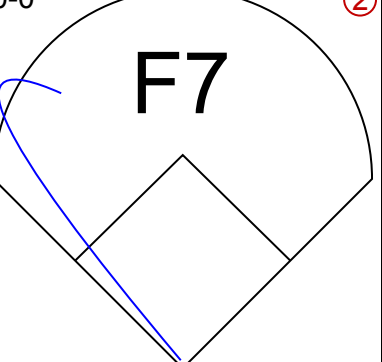
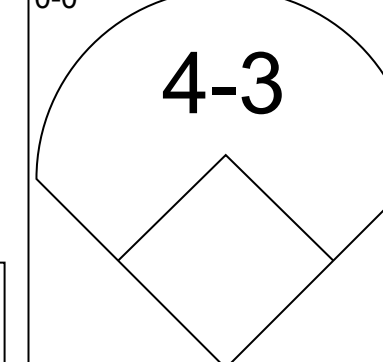
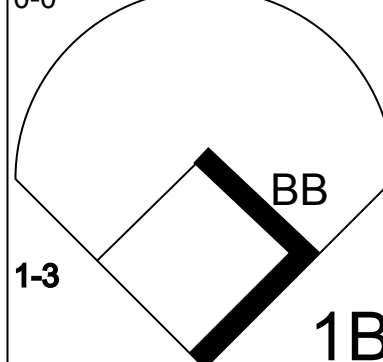
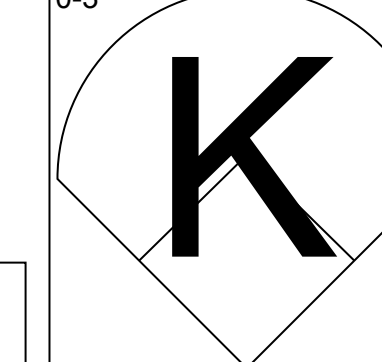
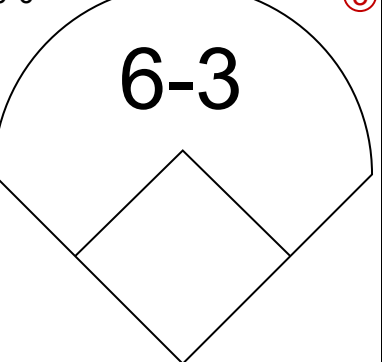
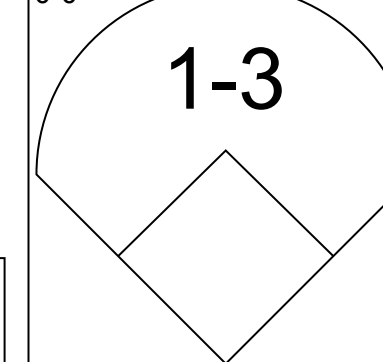
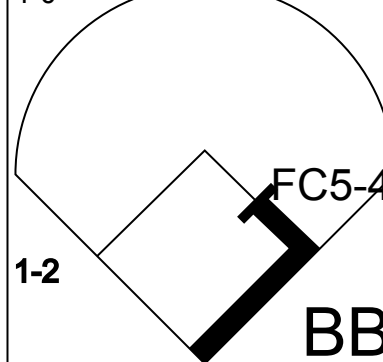
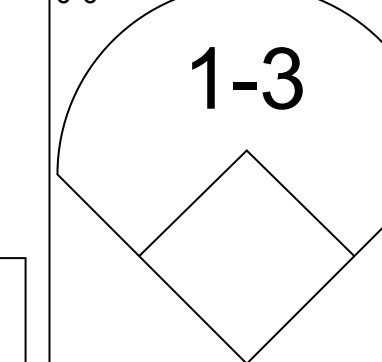
AB 29
R 4
H 7
RBI 4
BB 5
SO 3
LOB 16



Batter	1	2	3	4	5	6	7	8	9	AB	R	H	RBI	BB	SO	LOB	TOP		
Ken Henderson, S (1.9) OBP: 0.500, SLG: 0.500										4	0	1	0	0	3	0	San Francisco Giants @ Atlanta Braves Atlanta Stadium, Atlanta, GA Thu Apr 13 1967, 6:05 PM EST Att: 33,225 - Unknown		
Jesus Alou, R (1.7) OBP: 0.125, SLG: 0.250										4	0	1	0	0	0	2			
Willie Mays, R (1.8) OBP: 0.125, SLG: 0.500										4	1	1	1	0	0	1			
Willie McCovey, L (1.3) OBP: 0.375, SLG: 0.750										4	1	3	1	0	0	0			
Jim Ray Hart, R (1.5)										4	0	0	0	0	2	2			
Tom Haller, L (1.2) OBP: 0.143, SLG: 0.143										4	0	1	0	0	0	2			
Jim Davenport, R (1.6)										3	0	0	0	0	1	1			
Hal Lanier, R (1.4) OBP: 0.167, SLG: 0.167										3	0	0	0	0	1	0			
Gaylord Perry, R (1.1) OBP: 0.333, SLG: 0.333										3	0	1	0	0	1	0			
Inning Stats	R: 1 E: 1 K: 1 S: 8	H: 2 LOB: 2 BB: 0 P: 8	R: 0 E: 0 K: 1 S: 5	H: 0 LOB: 0 BB: 0 P: 5	R: 0 E: 0 K: 1 S: 5	H: 0 LOB: 0 BB: 0 P: 5	R: 1 E: 0 K: 1 S: 6	H: 2 LOB: 1 BB: 0 P: 6	R: 0 E: 0 K: 0 S: 4	H: 0 LOB: 0 BB: 0 P: 3	R: 0 E: 0 K: 1 S: 5	H: 0 LOB: 0 BB: 0 P: 5	R: 0 E: 0 K: 2 S: 8	H: 1 LOB: 1 BB: 0 P: 8	R: 0 E: 0 K: 1 S: 5	H: 1 LOB: 0 BB: 0 P: 5	1B: 5 2B: 2 3B: 0 HR: 2	SF: 0 SAC: 0 DP: 3 HBP: 0	WP: 0 PA: 33 SB: 0 CS: 1
PITCHER	IP WLS BF H R ER SO BB IBB HBP BLK WP HR S P ERA WHIP																		
Tony Cloninger, R (1.1) ERA: 2.25	8.0 L 30 7 2 2 7 0 0 0 0 0 2 44 44 2.25 0.875																		
Clay Carroll, R (9.1) ERA: 27.0	1.0 3 1 0 0 1 0 0 0 0 0 0 5 5 0.00 1.000																		

Batter	1	2	3	4	5	6	7	8	9	AB	R	H	RBI	BB	SO	LOB	BOTTOM		
Denis Menke, R (1.6) OBP: 0.250, SLG: 0.100										3	0	0	0	1	0	0	San Francisco Giants @ Atlanta Braves Atlanta Stadium, Atlanta, GA Thu Apr 13 1967, 6:05 PM EST Att: 33,225 - Unknown		
Felipe Alou, R (1.3) OBP: 0.250, SLG: 0.182										4	0	1	0	0	1	1			
Hank Aaron, R (1.9) OBP: 0.333, SLG: 0.667										4	0	2	0	0	1	1			
Mack Jones, L (1.8) OBP: 0.364, SLG: 0.400										3	0	1	0	0	0	2			
Joe Torre, R (1.2) OBP: 0.167, SLG: 0.167										4	0	0	0	0	0	4			
Rico Carty, R (1.7) OBP: 0.364, SLG: 0.300										3	0	0	0	0	0	2			
Clete Boyer, R (1.5) OBP: 0.111, SLG: 0.444										3	0	0	0	0	0	1			
Woody Woodward, R (1.4)										2	0	0	0	0	1	0			
Ty Cline, L (8, PH)										1	0	0	0	0	0	0			
Felix Millan, R (9.4)										0	0	0	0	0	0	0			
Tony Cloninger, R (1.1)										2	0	0	0	0	1	0			
Gary Geiger, L (8, PH)										1	0	0	0	0	0	0			
Clay Carroll, R (9.1)										0	0	0	0	0	0	0			
Inning Stats	R: 0 E: 0 K: 0 S: 3	H: 0 LOB: 1 BB: 0 P: 3	R: 0 E: 0 K: 3 S: 9	H: 0 LOB: 1 BB: 1 P: 13	R: 0 E: 0 K: 0 S: 4	H: 2 LOB: 1 BB: 0 P: 4	R: 0 E: 0 K: 0 S: 3	H: 0 LOB: 0 BB: 0 P: 3	R: 0 E: 0 K: 0 S: 4	H: 1 LOB: 1 BB: 0 P: 4	R: 0 E: 0 K: 0 S: 3	H: 0 LOB: 0 BB: 0 P: 3	R: 0 E: 0 K: 0 S: 3	H: 0 LOB: 0 BB: 0 P: 3	R: 0 E: 0 K: 1 S: 6	H: 1 LOB: 1 BB: 0 P: 6	1B: 2 2B: 2 3B: 0 HR: 0	SF: 0 SAC: 0 DP: 1 HBP: 1	WP: 0 PA: 32 SB: 0 CS: 0
PITCHER	IP WLS BF H R ER SO BB IBB HBP BLK WP HR S P ERA WHIP																		
Gaylord Perry, R (1.1) ERA:	9.0 W 32 4 0 0 4 1 0 1 0 0 0 38 43 0.00 0.556																		

Batter	1	2	3	4	5	6	7	8	9	AB	R	H	RBI	BB	SO	LOB	TOP			
Ken Henderson, S OBP: 0.417, SLG: 0.500 (1, 9)										4	1	1	0	0	2	0	San Francisco Giants @ Atlanta Braves Atlanta Stadium, Atlanta, GA Fri Apr 14 1967, 6:05 PM EST Att: 13,837 - Unknown			
Jesus Alou, R OBP: 0.167, SLG: 0.250 (1, 7)										4	0	1	0	0	0	1				
Willie Mays, R OBP: 0.311, SLG: 0.444 Ollie Brown, R OBP: 0.667, SLG: 1.000 (1, 8)										1	0	0	0	0	0	0				
Willie McCovey, L OBP: 0.333, SLG: 0.833 (1, 3)										4	1	1	2	0	1	2				
Jim Ray Hart, R (1, 5)										4	0	0	0	0	2	1				
Tom Haller, L OBP: 0.091, SLG: 0.091 (1, 2)										4	0	0	0	0	1	0				
Jim Davenport, R OBP: 0.200, SLG: 0.800 (1, 6)										4	2	2	2	0	0	0				
Hal Lanier, R OBP: 0.111, SLG: 0.111 (1, 4)										3	0	0	0	0	1	0				
Bobby Bolin, R Bill Sorell, L Joe Gibbon, R Lindy McDaniel, R Norm Siebren, L Frank Linzy, R (1, 1)										1	0	0	0	0	0	0				
Inning Stats	R: 0 E: 0 K: 1 S: 5	H: 0 LOB: 0 BB: 0 P: 5	R: 0 E: 0 K: 1 S: 5	H: 0 LOB: 0 BB: 0 P: 5	R: 1 E: 0 K: 1 S: 6	H: 1 LOB: 0 BB: 0 P: 6	R: 0 E: 0 K: 0 S: 4	H: 1 LOB: 1 BB: 0 P: 4	R: 1 E: 0 K: 0 S: 4	H: 1 LOB: 0 BB: 0 P: 4	R: 3 E: 1 K: 2 S: 10	H: 3 LOB: 0 BB: 0 P: 10	R: 0 E: 0 K: 0 S: 3	H: 0 LOB: 0 BB: 0 P: 3	R: 0 E: 0 K: 0 S: 3	H: 0 LOB: 0 BB: 0 P: 3		1B: 2 2B: 2 3B: 0 HR: 3	SF: 0 SAC: 0 DP: 0 HBP: 0	WP: 1 PB: 0 SB: 0 CS: 0
PITCHER	IP WLS BF H R ER SO BB IBB HBP BLK WP HR S P ERA WHIP																			
Pat Jarvis, R ERA: 8.44 (1, 1)	5.1 W 22 6 5 5 3 0 0 0 0 0 3 28 28 8.44 1.125																			
Phil Niekro, R ERA: (6, 1)	3.2 S 12 1 0 0 4 0 0 0 0 0 1 0 20 20 0.00 0.273																			

Batter	1	2	3	4	5	6	7	8	9	AB	R	H	RBI	BB	SO	LOB	BOTTOM			
Denis Menke, R OBP: 0.235, SLG: 0.133 (1, 6)										5	0	1	0	0	0	3	San Francisco Giants @ Atlanta Braves Atlanta Stadium, Atlanta, GA Fri Apr 14 1967, 6:05 PM EST Att: 13,837 - Unknown			
Felipe Alou, R OBP: 0.294, SLG: 0.438 (1, 3)										5	1	2	1	0	0	3				
Hank Aaron, R OBP: 0.471, SLG: 0.750 (1, 9)										4	2	3	0	1	0	2				
Mack Jones, L OBP: 0.333, SLG: 0.357 Gary Geiger, L (8, 8)										4	1	1	1	0	1	3				
Joe Torre, R OBP: 0.188, SLG: 0.375 (1, 2)										4	2	1	2	0	0	2				
Rico Carty, R OBP: 0.300, SLG: 0.308 (1, 7)										3	0	1	1	1	1	0				
Clete Boyer, R OBP: 0.154, SLG: 0.333 (1, 5)										3	0	0	0	1	0	3				
Woody Woodward, R OBP: 0.083, SLG: 0.083 (1, 4)										4	0	1	0	0	1	0				
Pat Jarvis, R Phil Niekro, R (1, 1)										2	0	0	0	0	0	0				
Inning Stats	R: 3 E: 0 K: 0 S: 6	H: 3 LOB: 0 BB: 0 P: 6	R: 0 E: 0 K: 0 S: 3	H: 0 LOB: 0 BB: 0 P: 3	R: 3 E: 1 K: 0 S: 7	H: 3 LOB: 1 BB: 0 P: 7	R: 0 E: 0 K: 0 S: 3	H: 0 LOB: 0 BB: 0 P: 3	R: 0 E: 0 K: 1 S: 5	H: 0 LOB: 1 BB: 1 P: 9	R: 0 E: 0 K: 0 S: 6	H: 1 LOB: 3 BB: 2 P: 14	R: 0 E: 0 K: 0 S: 4	H: 1 LOB: 2 BB: 1 P: 8	R: 0 E: 0 K: 1 S: 7	H: 2 LOB: 2 BB: 0 P: 7		1B: 7 2B: 1 3B: 0 HR: 2	SF: 0 SAC: 0 DP: 0 HBP: 0	WP: 0 PB: 0 SB: 1 CS: 0
PITCHER	IP WLS BF H R ER SO BB IBB HBP BLK WP HR S P ERA WHIP																			
Bobby Bolin, R ERA: 9.0 (5, 1)	1.1 7 1 0 0 2 2 0 0 0 0 0 9 17 9.00 2.250																			
Lindy McDaniel, R ERA: (6, 1)	0.2 3 0 0 0 0 1 0 0 0 0 0 2 6 0.00 1.500																			
Frank Linzy, R ERA: (7, 1)	2.0 10 3 0 0 1 0 1 0 0 0 0 0 11 0.00 1.500																			

Batter	1	2	3	4	5	6	7	8	9	AB	R	H	RBI	BB	SO	LOB	TOP			
Wes Parker, S (1, 8) OBP: 0.429, SLG: 0.500										4	0	2	0	0	0	2	Los Angeles Dodgers @ Atlanta Braves Atlanta Stadium, Atlanta, GA Sun Apr 16 1967, 3:33 AM EST Att: 25,436 - Unknown			
Ron Hunt, R (1, 4) OBP: 0.235, SLG: 0.133										4	0	1	0	0	0	1				
Lou Johnson, R (1, 9) OBP: 0.313, SLG: 0.214										3	0	1	0	1	1	2				
Jim Lefebvre, S (1, 5) OBP: 0.438, SLG: 0.500										4	0	0	0	0	1	2				
Ron Fairly, L (1, 3) OBP: 0.438, SLG: 0.500										4	1	2	0	0	1	1				
Bob Bailey, R (1, 7) OBP: 0.063, SLG: 0.063										4	0	1	0	0	0	2				
Jeff Torborg, R (1, 2) John Roseboro, L (9, PH) OBP: 0.400, SLG: 0.600										3	0	0	0	0	0	2		AB 33 R 1 H 9 RBI 1 BB 1 SO 4 LOB 14		
Gene Michael, S (1, 6) OBP: 0.308, SLG: 0.250										3	0	1	1	0	0	1				
Don Drysdale, R (1, 1) OBP: 0.500, SLG: 0.500 Bob Miller, R (6, 1) Johnny Werhas, R (8, PH) OBP: 0.333, SLG: 0.333 Ron Perranoski, L (8, 1)										2	0	1	0	0	0	0				
Inning Stats	R: 0 E: 0 K: 0 S: 3	H: 1 LOB: 1 BB: 1 P: 7	R: 1 E: 0 K: 0 S: 6	H: 3 LOB: 2 BB: 0 P: 6	R: 0 E: 0 K: 1 S: 6	H: 1 LOB: 1 BB: 0 P: 6	R: 0 E: 0 K: 0 S: 3	H: 0 LOB: 0 BB: 0 P: 3	R: 0 E: 0 K: 0 S: 7	H: 0 LOB: 0 BB: 0 P: 7	R: 0 E: 0 K: 0 S: 3	H: 1 LOB: 0 BB: 0 P: 3	R: 0 E: 0 K: 1 S: 6	H: 2 LOB: 1 BB: 0 P: 6	R: 0 E: 0 K: 0 S: 4	H: 1 LOB: 1 BB: 0 P: 4		1B: 8 2B: 1 3B: 0 HR: 0	SF: 0 SAC: 0 DP: 2 HBP: 0	WP: 0 PB: 0 SB: 2 CS: 0
PITCHER	IP WLS BF H R ER SO BB IBB HBP BLK WP HR S P ERA WHIP																PITCHER	IP WLS BF H R ER SO BB IBB HBP BLK WP HR S P ERA WHIP		
Denny Lemaster, L (1, 1) ERA: 1.35	7.1 W 29 8 1 1 4 1 0 0 0 0 0 0 36 40 1.23 1.227																			
Phil Niekro, R (8, 1) ERA:	1.2 S 5 1 0 0 0 0 0 0 0 0 0 0 5 5 0.00 0.600																			

Batter	1	2	3	4	5	6	7	8	9	AB	R	H	RBI	BB	SO	LOB	BOTTOM	
Denis Menke, R (1, 6) OBP: 0.240, SLG: 0.217										4	0	1	0	0	1	0	Los Angeles Dodgers @ Atlanta Braves Atlanta Stadium, Atlanta, GA Sun Apr 16 1967, 3:33 AM EST Att: 25,436 - Unknown	
Felipe Alou, R (1, 3) OBP: 0.400, SLG: 0.522										4	1	3	0	0	0	1		
Hank Aaron, R (1, 9) OBP: 0.440, SLG: 0.571										1	1	0	0	3	0	1		
Mack Jones, L (1, 8) OBP: 0.350, SLG: 0.333 Gary Geiger, L (1, PR) OBP: 0.400, SLG: 0.400										0	0	0	0	0	0	0		
Joe Torre, R (1, 2) OBP: 0.292, SLG: 0.609										3	1	1	1	1	0	5		
Rico Carty, R (1, 7) OBP: 0.391, SLG: 0.316										3	0	0	1	0	0	2		
Clete Boyer, R (1, 5) OBP: 0.200, SLG: 0.316 Marty Martinez, S (6, PR) (7, 5)										3	0	1	1	0	0	2		AB 29 R 4 H 8 RBI 4 BB 4 SO 6 LOB 13
Woody Woodward, R (1, 4) OBP: 0.050, SLG: 0.050										4	0	0	0	0	2	1		
Denny Lemaster, R (1, 1) Phil Niekro, R (8, 1)										3	0	0	0	0	3	0		
Inning Stats	R: 0 E: 1 K: 1 S: 6	H: 1 LOB: 2 BB: 0 P: 7	R: 0 E: 0 K: 1 S: 5	H: 0 LOB: 0 BB: 0 P: 5	R: 0 E: 0 K: 0 S: 3	H: 0 LOB: 2 BB: 2 P: 11	R: 0 E: 0 K: 1 S: 5	H: 0 LOB: 0 BB: 0 P: 5	R: 4 E: 0 K: 1 S: 8	H: 4 LOB: 1 BB: 1 P: 12	R: 0 E: 0 K: 1 S: 7	H: 2 LOB: 3 BB: 1 P: 11	R: 0 E: 0 K: 0 S: 3	H: 0 LOB: 0 BB: 0 P: 3	1B: 5 2B: 4 3B: 0 HR: 0	SF: 1 SAC: 0 DP: 1 HBP: 1		WP: 0 PB: 0 SB: 0 CS: 1
PITCHER	IP WLS BF H R ER SO BB IBB HBP BLK WP HR S P ERA WHIP																PITCHER	IP WLS BF H R ER SO BB IBB HBP BLK WP HR S P ERA WHIP
Don Drysdale, R (1, 1) ERA: 6.75	5.1 L 25 6 4 4 4 3 0 1 0 0 0 0 29 42 6.75 1.688																	
Bob Miller, R (6, 1) ERA: 3.86	1.2 7 2 0 0 2 0 1 0 0 0 0 0 10 14 0.00 1.200																	
Ron Perranoski, L (8, 1) ERA: 2.25	1.0 3 0 0 0 0 0 0 0 0 0 0 0 3 3 0.00 0.000																	


Batter	1	2	3	4	5	6	7	8	9	AB	R	H	RBI	BB	SO	LOB	TOP					
Sonny Jackson, L (1,6) OBP: 0.243, SLG: 0.297	0-0 6-3		0-3 K			0-0 S 1B		0-0 F8		4	1	1	0	0	1	0	Houston Astros @ Atlanta Braves Atlanta Stadium, Atlanta, GA Wed Apr 19 1967, 6:05 PM EST Att: 11,544 - Unknown					
Jim Landis, R (1,9) OBP: 0.448, SLG: 0.538	1-0 BB 1B HBP		0-0 5-3			0-3 K 1-2		4-0 BB		2	0	0	0	1	1							
Joe Morgan, L (1,4) OBP: 0.424, SLG: 0.190	0-0 F7		0-0 4-1			0-0 F9		0-0 F7		4	0	0	0	0	0	3						
Eddie Mathews, L (1,3) OBP: 0.333, SLG: 0.429	0-0 FC5 BB 1B					0-0 F9		0-0 P6		4	0	2	1	0	0	1						
Jimmy Wynn, R (1,8) OBP: 0.235, SLG: 0.375	4-0 BB BB					0-0 P3		0-0 P5		3	0	0	0	1	0	1						
John Bateman, R (1,2) OBP: 0.321, SLG: 0.333	0-0 FC5					0-0 4-3				4	0	0	0	0	0	3						
Bob Aspromonte, R (1,5) OBP: 0.303, SLG: 0.250		0-3 K				0-0 4-3		0-0 F9		4	0	0	0	0	1	0						
Aaron Pointer, R (1,7) OBP: 0.290, SLG: 0.385		0-0 F3				0-0 F3				3	0	1	0	0	0	0						
Dave Giusti, R (1,1) Bill Heath, L (7,PH) Barry Latman, R (7,1)		0-3 K				0-0 F9		0-0 4-3		2	0	0	0	0	1	0						
Inning Stats	R: 0 E: 0 K: 0 S: 4	H: 1 LOB: 3 BB: 1 P: 9	R: 0 E: 0 K: 2 S: 7	H: 0 LOB: 0 BB: 0 P: 7	R: 0 E: 0 K: 1 S: 5	H: 0 LOB: 0 BB: 0 P: 5	R: 0 E: 0 K: 0 S: 3	H: 0 LOB: 0 BB: 0 P: 3	R: 0 E: 0 K: 0 S: 3	H: 0 LOB: 0 BB: 0 P: 3	R: 1 E: 0 K: 1 S: 7	H: 2 LOB: 1 BB: 0 P: 7	R: 0 E: 0 K: 0 S: 4	H: 1 LOB: 1 BB: 0 P: 4	R: 0 E: 0 K: 0 S: 3	H: 0 LOB: 1 BB: 1 P: 7		R: 0 E: 0 K: 0 S: 3	H: 0 LOB: 0 BB: 0 P: 3	1B: 4 2B: 0 3B: 0 HR: 0	SF: 0 SAC: 0 DP: 0 HBP: 1	WP: 0 PB: 0 SB: 1 CS: 0
PITCHER	IP WLS BF H R ER SO BB IBB HBP BLK WP HR S P ERA WHIP	7.1 W 29 4 1 1 4 2 0 1 0 0 0 34 43 1.23 0.818	1.2 S 5 0 0 0 0 0 0 0 0 0 0 5 5 0.00 0.000																			


AB	31
R	1
H	4
RBI	1
BB	2
SO	4
LOB	10



Batter	1	2	3	4	5	6	7	8	9	AB	R	H	RBI	BB	SO	LOB	BOTTOM				
Denis Menke, R (1,6) OBP: 0.242, SLG: 0.200	0-3 K		0-3 K			4-0 FC6-4 BB		0-0 1B		3	0	1	0	1	2	1	Houston Astros @ Atlanta Braves Atlanta Stadium, Atlanta, GA Wed Apr 19 1967, 6:05 PM EST Att: 11,544 - Unknown				
Felipe Alou, R (1,3) OBP: 0.364, SLG: 0.484	0-0 P4		0-0 FC6-4			0-0 FC6-4		0-0 F7		4	0	0	0	0	0	3					
Hank Aaron, R (1,9) OBP: 0.394, SLG: 0.714	0-0 HR					0-0 5-3		0-3 K		4	2	2	2	0	1	1					
Mack Jones, L (1,8) OBP: 0.333, SLG: 0.364	0-0 4-3					0-0 E FC6-4 2B		0-3 K		4	1	1	0	0	1	0					
Joe Torre, R (1,2) OBP: 0.313, SLG: 0.517		0-3 K				0-0 E6 FC6-4		0-3 K		3	1	0	0	1	2	1					
Rico Carty, R (1,7) OBP: 0.387, SLG: 0.346		0-0 F7				0-0 F3		0-0 1B		4	0	2	0	0	0	2					
Miguel de la Hoz, R (1,5) OBP: 0.250, SLG: 0.143		0-0 5-3				0-0 FC6-4		0-3 K		4	0	1	2	0	1	2					
Felix Millan, R (1,4) Ken Johnson, R (1,1) Ramon Hernandez, S (8,1)			0-0 5-3			0-0 4-3		0-3 K		4	0	0	0	0	2	3					
Inning Stats	R: 1 E: 0 K: 1 S: 6	H: 1 LOB: 0 BB: 0 P: 6	R: 0 E: 0 K: 1 S: 5	H: 0 LOB: 0 BB: 0 P: 5	R: 0 E: 0 K: 1 S: 5	H: 0 LOB: 1 BB: 1 P: 9	R: 2 E: 1 K: 0 S: 6	H: 2 LOB: 1 BB: 0 P: 6	R: 0 E: 0 K: 1 S: 5	H: 0 LOB: 1 BB: 1 P: 9	R: 0 E: 0 K: 3 S: 10	H: 1 LOB: 1 BB: 0 P: 10	R: 0 E: 0 K: 2 S: 8	H: 1 LOB: 1 BB: 0 P: 8	R: 1 E: 0 K: 2 S: 9	H: 2 LOB: 2 BB: 1 P: 13		1B: 3 2B: 2 3B: 0 HR: 2	SF: 0 SAC: 0 DP: 0 HBP: 0	WP: 0 PB: 0 SB: 0 CS: 0	PA: 35
PITCHER	IP WLS BF H R ER SO BB IBB HBP BLK WP HR S P ERA WHIP	6.0 L 25 4 3 2 7 2 0 0 0 0 0 17 21 4.50 2.000																			



Batter	1	2	3	4	5	6	7	8	9	AB	R	H	RBI	BB	SO	LOB	TOP					
Denis Menke, R OBP: 0.263, SLG: 0.314	4-3			E 1B S 1B	1-H HR		F8		6-3	5	2	2	2	0	0	1	Atlanta Braves @ San Francisco Giants Candlestick Park, San Francisco, CA Sat Apr 22 1967, 6:33 AM EST Att: 13,918 - Unknown					
Felipe Alou, R OBP: 0.324, SLG: 0.429	F5			2-3	6-3		F7			4	0	0	0	0	0	2						
Hank Aaron, R OBP: 0.378, SLG: 0.656	F2			E S 1B			6-3			4	0	1	1	0	1	0						
Mack Jones, L OBP: 0.286, SLG: 0.308		F5		3-H 1B	K		4-3		K	4	0	0	0	0	2	1						
Joe Torre, R OBP: 0.306, SLG: 0.515		K		E5					F4	4	0	1	0	0	1	1						
Rico Carty, R OBP: 0.400, SLG: 0.345		1-3		2-3			4-0			3	1	1	0	1	0	2						
Clete Boyer, R OBP: 0.208, SLG: 0.435			1-3						HR 1B	4	1	1	2	0	1	2						
Felix Millan, R OBP: 0.111, SLG: 0.111			K						6-3	4	0	1	0	0	2	0						
Denny Lemaster, R Phil Niekro, R Ramon Hernandez, S Gary Geiger, L Clay Carroll, R Jay Ritchie, R			F7				FC1-6 1B		3-1	3	1	1	0	0	0	1						
							FC1-6 1B			0	0	0	0	0	0	0						
Inning Stats	R: 0 E: 0 K: 0 S: 3	H: 0 LOB: 0 BB: 0 P: 3	R: 0 E: 0 K: 1 S: 5	H: 0 LOB: 0 BB: 0 P: 5	R: 0 E: 0 K: 1 S: 5	H: 0 LOB: 0 BB: 0 P: 5	R: 1 E: 1 K: 1 S: 8	H: 2 LOB: 2 BB: 0 P: 8	R: 2 E: 0 K: 2 S: 9	H: 2 LOB: 0 BB: 0 P: 9	R: 0 E: 0 K: 0 S: 4	H: 1 LOB: 2 BB: 1 P: 8	R: 0 E: 0 K: 0 S: 4	H: 1 LOB: 1 BB: 0 P: 4	R: 0 E: 0 K: 2 S: 7	H: 0 LOB: 0 BB: 0 P: 7	R: 2 E: 0 K: 0 S: 5	H: 2 LOB: 2 BB: 0 P: 5	1B: 5 2B: 1 3B: 0 HR: 2	SF: 0 SAC: 0 DP: 0 HBP: 0	WP: 0 PB: 0 CS: 0	PA: 37
PITCHER	IP	WLS	BF	H	R	ER	SO	BB	IBB	HBP	BLK	WP	HR	S	P	ERA	WHIP					
Gaylord Perry, R ERA: 1.29	8.0		32	6	3	3	7	0	1	0	0	0	1	45	49	3.38	0.750					
Lindy McDaniel, R ERA: 11.25	0.0		2	2	2	2	0	0	0	0	0	0	1	2	2	∞	∞					
Frank Linzy, R ERA:	1.0	W	3	0	0	0	0	0	0	0	0	0	0	3	3	0.00	0.000					

Batter	1	2	3	4	5	6	7	8	9	AB	R	H	RBI	BB	SO	LOB	BOTTOM					
Tito Fuentes, S OBP: 0.160, SLG: 0.292	K		FC6-4			K		5-3	F3	5	0	0	0	0	2	7	Atlanta Braves @ San Francisco Giants Candlestick Park, San Francisco, CA Sat Apr 22 1967, 6:33 AM EST Att: 13,918 - Unknown					
Ken Henderson, S OBP: 0.326, SLG: 0.463	F7			6-3		1B		HR	E	3	1	1	0	2	0	0						
Willie McCovey, L OBP: 0.268, SLG: 0.564	F9			K					E6	5	1	2	4	0	1	2						
Willie Mays, R OBP: 0.316, SLG: 0.412		6-3		4-3			F7			3	0	0	0	1	0	2						
Jim Ray Hart, R OBP: 0.150, SLG: 0.128		5-3						G4-6-3		4	0	0	0	0	1	1						
Jesus Alou, R OBP: 0.293, SLG: 0.436		4-3					4-3		BB SH1-3	4	1	2	0	0	0	0						
Dick Dietz, R Bill Sorrell, L							F7		WP 1B	3	0	1	0	0	0	1						
							F9		SH1-3	0	0	0	0	0	0	0						
Hal Lanier, R Jack Hiatt, R Cesar Gutierrez, R								2B	WP BB	2	0	0	0	0	2	2						
Tom Haller, L Gaylord Perry, R Jim Davenport, R Lindy McDaniel, R Frank Linzy, R Norm Siebern, L								HR 1B	E HBP	0	1	0	0	0	0	0						
									E WP	1	1	1	0	0	0	0						
								HR 2B	E WP	0	0	0	0	0	0	0						
Inning Stats	R: 0 E: 0 K: 1 S: 5	H: 0 LOB: 0 BB: 0 P: 5	R: 0 E: 0 K: 1 S: 6	H: 1 LOB: 1 BB: 0 P: 6	R: 0 E: 0 K: 1 S: 5	H: 0 LOB: 0 BB: 0 P: 5	R: 0 E: 0 K: 1 S: 6	H: 1 LOB: 1 BB: 0 P: 6	R: 0 E: 0 K: 1 S: 7	H: 2 LOB: 2 BB: 0 P: 7	R: 0 E: 0 K: 1 S: 5	H: 0 LOB: 0 BB: 0 P: 5	R: 4 E: 0 K: 0 S: 5	H: 3 LOB: 1 BB: 2 P: 13	R: 2 E: 1 K: 0 S: 4	H: 1 LOB: 3 BB: 2 P: 13	1B: 6 2B: 1 3B: 0 HR: 1	SF: 0 SAC: 1 DP: 1 HBP: 1	WP: 1 PB: 0 CS: 0	PA: 39		
PITCHER	IP	WLS	BF	H	R	ER	SO	BB	IBB	HBP	BLK	WP	HR	S	P	ERA	WHIP					
Denny Lemaster, L Phil Niekro, R Ramon Hernandez, L Clay Carroll, R Jay Ritchie, R	7.0		27	6	3	3	6	0	0	0	0	0	0	1	5	0.00	3.000					
	0.1		2	0	0	0	0	1	0	0	0	0	0	1	2	6	13.50	3.000				
	0.1	L	4	1	2	1	0	1	0	1	0	0	0	2	7	27.00	6.000					
	0.1		3	0	0	0	0	1	0	0	0	1	0	2	6	0.00	3.000					

Batter	1	2	3	4	5	6	7	8	9	AB	R	H	RBI	BB	SO	LOB	TOP					
Denis Menke, R (1, 6) OBP: 0.255, SLG: 0.277	5-3			6-3		K			1-3	4	0	0	0	0	1	1	Atlanta Braves @ Los Angeles Dodgers Dodger Stadium, Los Angeles, CA Thu Apr 27 1967, 6:05 PM PST Att: 16,851 - Unknown					
Felipe Alou, R (1, 3) OBP: 0.260, SLG: 0.333	5-3			5-3		F8			6-3	4	0	0	0	0	0	1						
Hank Aaron, R (1, 9) OBP: 0.340, SLG: 0.512	F9			F9					5-3	4	0	0	0	0	0	0						
Joe Torre, R (1, 2) OBP: 0.313, SLG: 0.452 Gene Oliver, R (7, 2)				G6-3 1B		G6-3 1B BB			6-3	2	0	1	0	1	0	0						
Rico Carty, R (1, 7) OBP: 0.391, SLG: 0.450				G6-3 1-2		G6-3 1B				3	0	2	0	0	0	1						
Mack Jones, L (1, 8) OBP: 0.250, SLG: 0.289				K		G6-3 1-2 2-3			F5	3	0	0	0	0	1	3						
Clete Boyer, R (1, 5) OBP: 0.143, SLG: 0.294				K		K			5-3	3	0	0	0	0	2	1						
Felix Millan, R (1, 4) OBP: 0.211, SLG: 0.211				6-3					P6	3	0	1	0	0	0	0						
Denny Lemaster, R (1, 1) OBP: 0.111, SLG: 0.111 Bob Bruce, R (4, 1) Jim Beauchamp, R (6, PH) Jay Ritchie, R (6, 1) Miguel de la Hoz, R (8, PH) Ramon Hernandez, S (8, 1)				P4					6-3	1	0	0	0	0	0	0						
Inning Stats	R: 0 E: 0 K: 0 S: 3	H: 0 LOB: 0 BB: 0 P: 3	R: 0 E: 0 K: 1 S: 5	H: 1 LOB: 0 BB: 0 P: 5	R: 0 E: 0 K: 1 S: 5	H: 0 LOB: 0 BB: 0 P: 5	R: 0 E: 0 K: 1 S: 3	H: 0 LOB: 0 BB: 0 P: 3	R: 0 E: 0 K: 1 S: 5	H: 1 LOB: 1 BB: 1 P: 9	R: 0 E: 0 K: 1 S: 6	H: 1 LOB: 1 BB: 0 P: 6	R: 0 E: 0 K: 0 S: 4	H: 1 LOB: 1 BB: 0 P: 4	R: 0 E: 0 K: 0 S: 3	H: 0 LOB: 0 BB: 0 P: 3	R: 0 E: 0 K: 0 S: 3	H: 0 LOB: 0 BB: 0 P: 3	1B: 4 2B: 0 3B: 0 HR: 0	SF: 0 SAC: 0 DP: 2 HBP: 0	WP: 0 PB: 0 SB: 0 CS: 0	PA: 30
PITCHER Claude Osteen, L (1, 1) ERA: 2.93	IP: 9.0 WLS: W BF: 30 H: 4 R: 0 ER: 0 SO: 4 BB: 1 IBB: 0 HBP: 0 BLK: 0 WP: 0 HR: 0 S: 37 P: 41 ERA: 0.00 WHIP: 0.556															PITCHER						

Batter	1	2	3	4	5	6	7	8	9	AB	R	H	RBI	BB	SO	LOB	BOTTOM					
Gene Michael, S (1, 6) OBP: 0.292, SLG: 0.267	L6	P4		F8		CS 1B		4-3		5	0	1	0	0	0	4	Atlanta Braves @ Los Angeles Dodgers Dodger Stadium, Los Angeles, CA Thu Apr 27 1967, 6:05 PM PST Att: 16,851 - Unknown					
Ron Hunt, R (1, 4) OBP: 0.426, SLG: 0.347	F8	1B		BB 2B		K		6-3		5	0	2	4	0	1	1						
Lou Johnson, R (1, 7) OBP: 0.352, SLG: 0.429 Bob Bailey, R (2, 7) OBP: 0.151, SLG: 0.231	1B 2B	4-3		K		5-3				1	1	1	0	0	0	0						
Jim Lefebvre, S (1, 5) OBP: 0.414, SLG: 0.438	1B 1B			K		BB IBB		4-3		3	1	1	1	1	1	0						
Al Ferrara, R (1, 9) OBP: 0.200, SLG: 0.214	BB 1B			P4		1B 2B		F9		4	0	2	1	1	0	2						
Jim Hickman, R (1, 8) OBP: 0.227, SLG: 0.250	1-2 BB			1-3		F7		5-3		3	0	0	0	1	0	4						
Ron Fairly, L (1, 3) OBP: 0.345, SLG: 0.404	4-3			BB 1B 2B		G3		1B IBB		2	1	0	0	2	0	2						
Jeff Torborg, R (1, 2) OBP: 0.211, SLG: 0.278				F3		BB 1B		K		4	1	2	0	0	1	0						
Claude Osteen, L (1, 1) OBP: 0.500, SLG: 0.556				1B 2B		1-2 2-3 BB		K		3	2	1	0	1	1	3						
Inning Stats	R: 2 E: 0 K: 0 S: 6	H: 3 LOB: 2 BB: 1 P: 10	R: 1 E: 0 K: 0 S: 5	H: 2 LOB: 1 BB: 0 P: 5	R: 0 E: 0 K: 1 S: 5	H: 0 LOB: 0 BB: 0 P: 5	R: 3 E: 0 K: 1 S: 7	H: 2 LOB: 3 BB: 4 P: 23	R: 0 E: 0 K: 2 S: 7	H: 0 LOB: 0 BB: 0 P: 7	R: 0 E: 0 K: 1 S: 5	H: 1 LOB: 0 BB: 0 P: 5	R: 0 E: 0 K: 0 S: 5	H: 2 LOB: 3 BB: 1 P: 9	R: 0 E: 0 K: 0 S: 4	H: 1 LOB: 2 BB: 0 P: 5	R: 0 E: 0 K: 0 S: 3	H: 0 LOB: 0 BB: 0 P: 5	1B: 6 2B: 4 3B: 1 HR: 0	SF: 0 SAC: 0 DP: 0 HBP: 1	WP: 0 PB: 0 SB: 0 CS: 1	PA: 41
PITCHER Denny Lemaster, L (1, 1) ERA: 3.47 Bob Bruce, R (4, 1) ERA: 3.0 Jay Ritchie, R (6, 1) ERA: Ramon Hernandez, L (8, 1) ERA: 3.18	IP: 3.0 WLS: L BF: 17 H: 6 R: 5 ER: 5 SO: 17 BB: 2 IBB: 0 HBP: 0 BLK: 0 WP: 0 HR: 0 S: 17 P: 25 ERA: 15.00 WHIP: 2.667															PITCHER						



Batter	1	2	3	4	5	6	7	8	9	AB	R	H	RBI	BB	SO	LOB	TOP			
Tony Taylor, R OBP: 0.370, SLG: 0.381 (1, 3)	6-3	2B		K	4-3			FC6-4 BB		4	1	1	0	1	1	0	Philadelphia Phillies @ Atlanta Braves Atlanta Stadium, Atlanta, GA Fri Apr 28 1967, 6:05 PM EST Att: 12,921 - Unknown			
Gary Sutherland, R OBP: 0.273, SLG: 0.364 Tony Gonzalez, L OBP: 0.463, SLG: 0.588 (1, 7) (2, 7)	E6 1B	HR		E1 1B		CS 1B		FC6-4 BB		2	2	2	2	0	0	0				
Dick Allen, R OBP: 0.492, SLG: 0.771 (1, 5)	1B	HR		E SF8 1B		P6		1-2 BB		2	2	1	1	3	0	1				
Don Lock, R OBP: 0.476, SLG: 0.556 (1, 8)	1B	HR		E7 1B		K		K		5	1	3	4	0	2	3				
Cookie Rojas, R OBP: 0.229, SLG: 0.256 (1, 4) (9, 6)	K	BB		SF8				1B		3	0	1	1	1	1	2				
Johnny Callison, L OBP: 0.386, SLG: 0.404 (1, 9)	K	G3		3-H 4-0 IBB				F9		3	0	0	0	2	1	4				
Bob Uecker, R OBP: 0.176, SLG: 0.125 Clay Dalrymple, L OBP: 0.200, SLG: 0.281 (7, PH) (7, 2)		K		K	4-3			F2		3	0	0	0	0	2	2				
Bobby Wine, R OBP: 0.042, SLG: 0.042 Tito Francona, L OBP: 0.300, SLG: 0.176 (1, 6) (9, PH) (9, 3)		1B 2B 1B		K		K		4-3		4	1	1	0	0	2	1				
Dick Ellsworth, L (1, 1) Bob Buhl, R (6, 1) Dick Hall, R (6, 1)		K		K	4-3			K		0	0	0	0	0	0	0				
		K		K	4-3			K		1	0	0	0	0	1	0				
Inning Stats	R: 1 E: 1 K: 2 S: 9	H: 2 LOB: 2 BB: 1 P: 13	R: 5 E: 0 K: 2 S: 11	H: 4 LOB: 1 BB: 2 P: 19	R: 0 E: 0 K: 3 S: 9	H: 0 LOB: 0 BB: 0 P: 9	R: 2 E: 2 K: 1 S: 8	H: 3 LOB: 2 BB: 1 P: 12	R: 0 E: 0 K: 1 S: 5	H: 1 LOB: 1 BB: 0 P: 5	R: 0 E: 0 K: 0 S: 4	H: 1 LOB: 1 BB: 0 P: 4	R: 0 E: 0 K: 2 S: 7	H: 0 LOB: 2 BB: 2 P: 15	R: 0 E: 0 K: 0 S: 3	H: 0 LOB: 1 BB: 1 P: 7	1B: 9 2B: 2 3B: 0 HR: 1	SF: 1 SAC: 0 DP: 1 HBP: 0	WP: 0 PB: 0 SB: 0 CS: 1	PA: 44
PITCHER	IP WLS BF H R ER SO BB IBB HBP BLK WP HR S P ERA WHIP																			
Dick Kelley, L ERA: 9.0 Phil Niekro, R ERA: 1.04 Jay Ritchie, R ERA: 2.08 Bob Bruce, R ERA: 2.25 Clay Carroll, R ERA: 5.4	(1, 1) (2, 1) (4, 1) (6, 1) (7, 1)	1.2 1.1 2.0 1.0 3.0	WLS 4 10 3 W	BF 14 3 13	H 6 0 1	R 6 2 0	ER 6 0 0	SO 4 3 2	BB 1 0 0	IBB 2 1 0	HBP 0 0 0	BLK 0 0 0	WP 0 0 0	HR 1 10 5	S 19 13 5	P 31 17 5	ERA 32.40 0.00 4.50 0.00	WHIP 4.200 0.000 1.500 1.000		

Batter	1	2	3	4	5	6	7	8	9	AB	R	H	RBI	BB	SO	LOB	BOTTOM					
Denis Menke, R OBP: 0.281, SLG: 0.275 (1, 6)	L6		G6-4-3		SF8	1B		F7		4	0	1	3	0	0	2	Philadelphia Phillies @ Atlanta Braves Atlanta Stadium, Atlanta, GA Fri Apr 28 1967, 6:05 PM EST Att: 12,921 - Unknown					
Felipe Alou, R OBP: 0.291, SLG: 0.358 (1, 3)	F8			1B	HR	1B		F9		5	2	3	0	0	0	2						
Hank Aaron, R OBP: 0.364, SLG: 0.583 (1, 9)	F8			L7	HR	1B		SH1-3 FC6 1B		5	1	3	4	0	0	1						
Joe Torre, R OBP: 0.308, SLG: 0.435 (1, 2)		K		F8	HR	1B		SH1-3 1B		4	0	1	0	0	1	3						
Rico Carty, R OBP: 0.353, SLG: 0.400 (1, 7)	5-3			F9	6-3			FC6		5	0	0	1	0	0	3						
Mack Jones, L OBP: 0.250, SLG: 0.286 (1, 8)	3-1			F9	6-3			FC6		4	0	1	0	0	1	0						
Clete Boyer, R OBP: 0.179, SLG: 0.297 (1, 5)				FC6-4 1B	FC6-4 1B	BB 1B BB		P6		3	2	1	0	1	0	1						
Felix Millan, R OBP: 0.304, SLG: 0.273 (1, 4)				G6-4-3 HBP	1B SF8 1B	BB 1B BB		F7		3	2	2	0	0	0	0						
Dick Kelley, R Phil Niekro, R Jim Beauchamp, R Jay Ritchie, R Miguel de la Hoz, R Bob Bruce, R Gary Geiger, L Clay Carroll, R (1, 1) (2, 1) (3, PH) (4, 1) (5, PH) (6, 1) (8, PH) (7, 1)				L8	HR	1B		F9		0	0	0	0	0	0	0						
					1-3 2-H 1B	1-2 2-3 BB				0	0	0	0	0	0	0						
Inning Stats	R: 0 E: 0 K: 0 S: 3	H: 0 LOB: 0 BB: 0 P: 3	R: 0 E: 0 K: 1 S: 5	H: 0 LOB: 0 BB: 0 P: 5	R: 0 E: 0 K: 0 S: 3	H: 1 LOB: 1 BB: 0 P: 4	R: 0 E: 0 K: 0 S: 4	H: 1 LOB: 1 BB: 0 P: 4	R: 5 E: 0 K: 0 S: 9	H: 6 LOB: 1 BB: 0 P: 9	R: 3 E: 0 K: 0 S: 6	H: 3 LOB: 2 BB: 2 P: 14	R: 0 E: 0 K: 1 S: 5	H: 0 LOB: 0 BB: 0 P: 5	R: 0 E: 0 K: 0 S: 3	H: 0 LOB: 0 BB: 0 P: 3	R: 1 E: 0 K: 0 S: 4	H: 2 LOB: 2 BB: 0 P: 4	1B: 12 2B: 0 3B: 0 HR: 1	SF: 1 SAC: 1 DP: 1 HBP: 1	WP: 1 PB: 0 SB: 0 CS: 0	PA: 41
PITCHER	IP WLS BF H R ER SO BB IBB HBP BLK WP HR S P ERA WHIP																					
Dick Ellsworth, L ERA: 4.4 Bob Buhl, R ERA: 9.0 Dick Hall, R ERA: 1.8	(1, 1) (6, 1) (6, 1)	5.1 0.0 3.0	L	25 3 13	H 8 3	R 6 2	ER 6 1 2	SO 1 0 1	BB 1 0 0	IBB 1 0 0	HBP 1 0 0	BLK 0 0 0	WP 0 0 0	HR 1 2 15	S 25 6 15	P 30 6 15	ERA 10.12 ∞ 6.00	WHIP 1.688 ∞ 1.000				


Batter	1	2	3	4	5	6	7	8	9	AB	R	H	RBI	BB	SO	LOB	TOP			
John Briggs, L OBP: 0.300, SLG: 0.419 (1, 7)										3	1	1	0	1	0	0	Philadelphia Phillies @ Atlanta Braves Atlanta Stadium, Atlanta, GA Sat Apr 29 1967, 3:33 AM EST Att: 12,200 - Unknown			
Tito Francona, L OBP: 0.375, SLG: 0.286 (1, 3)										4	1	3	0	0	0	1				
Dick Allen, R OBP: 0.460, SLG: 0.712 (1, 5)										4	0	0	0	0	2	4				
Johnny Callison, L OBP: 0.393, SLG: 0.412 (1, 9)										4	0	2	1	0	0	0				
Tony Gonzalez, L OBP: 0.444, SLG: 0.553 (1, 8)										4	0	1	1	0	1	1				
Cookie Rojas, R OBP: 0.250, SLG: 0.277 (1, 4)										4	0	2	0	0	0	2				
Clay Dainypile, L OBP: 0.205, SLG: 0.257 (9, PR)										3	0	0	0	1	0	4				
Bobby Wine, R OBP: 0.037, SLG: 0.037 (9, PH)										3	0	0	0	0	0	1				
Don Lock, R OBP: 0.455, SLG: 0.526 (9, PH)										1	0	0	0	0	0	0				
Chris Short, R OBP: 0.182, SLG: 0.182 (7, PH)										2	0	0	0	0	1	0				
Tony Taylor, R OBP: 0.362, SLG: 0.372 (7, PH)										1	0	0	0	0	0	0				
Ruben Gomez, R OBP: 0.200, SLG: 0.200 (9, PH)										0	0	0	0	0	0	0				
Doug Clemens, L OBP: 0.200, SLG: 0.200 (9, PH)										1	0	0	0	0	0	1				
Inning Stats	R: 1 E: 0 K: 1 S: 7	H: 3 LOB: 1 BB: 0 P: 7	R: 0 E: 0 K: 0 S: 3	H: 1 LOB: 0 BB: 0 P: 3	R: 0 E: 0 K: 1 S: 6	H: 1 LOB: 1 BB: 0 P: 6	R: 0 E: 0 K: 0 S: 4	H: 0 LOB: 0 BB: 0 P: 4	R: 0 E: 0 K: 1 S: 5	H: 0 LOB: 2 BB: 0 P: 5	R: 0 E: 0 K: 0 S: 3	H: 0 LOB: 1 BB: 1 P: 7	R: 0 E: 0 K: 1 S: 5	H: 0 LOB: 0 BB: 0 P: 5	R: 0 E: 0 K: 0 S: 3	H: 0 LOB: 1 BB: 1 P: 7	1B: 9 2B: 0 3B: 0 HR: 0	SF: 0 SAC: 0 DP: 2 HBP: 0	WP: 0 SB: 0 CS: 0	PA: 36
PITCHER	IP WLS BF H R ER SO BB IBB HBP BLK WP HR S P ERA WHIP																			
Pat Jarvis, R ERA: 5.91 (1, 1)	5.1 W 22 8 2 2 3 0 0 0 0 0 0 28 28 3.38 1.500																			
Phil Niekro, R ERA: 0.73 (6, 1)	3.2 S 14 1 0 0 1 2 0 0 0 0 0 0 14 22 0.00 0.818																			

AB	34
R	2
H	9
RBI	2
BB	2
SO	4
LOB	15



Batter	1	2	3	4	5	6	7	8	9	AB	R	H	RBI	BB	SO	LOB	BOTTOM			
Denis Menke, R OBP: 0.267, SLG: 0.278 (1, 6)										3	1	1	0	1	0	1	Philadelphia Phillies @ Atlanta Braves Atlanta Stadium, Atlanta, GA Sat Apr 29 1967, 3:33 AM EST Att: 12,200 - Unknown			
Felipe Alou, R OBP: 0.271, SLG: 0.333 (1, 3)										4	0	0	0	0	2	2				
Hank Aaron, R OBP: 0.373, SLG: 0.569 (1, 9)										3	0	1	0	1	1	1				
Joe Torre, R OBP: 0.304, SLG: 0.480 (1, 2)										4	1	1	2	0	1	1				
Rico Carty, R OBP: 0.370, SLG: 0.391 (1, 7)										1	0	0	0	2	0	0				
Mack Jones, L OBP: 0.234, SLG: 0.267 (1, 8)										3	0	0	0	0	2	3				
Gary Geiger, L OBP: 0.800, SLG: 0.429 (9, 8)										0	0	0	0	0	0	0				
Clete Boyer, R OBP: 0.214, SLG: 0.400 (1, 5)										3	1	2	1	0	0	0				
Marty Martinez, S (9, 5)										0	0	0	0	0	0	0				
Felix Millan, R OBP: 0.280, SLG: 0.250 (1, 4)										2	0	0	0	0	0	0				
Pat Jarvis, R ERA: 4.13 (1, 1)										2	0	0	0	0	2	0				
Phil Niekro, R ERA: 3.24 (6, 1)										1	0	0	0	0	0	1				
Inning Stats	R: 2 E: 0 K: 3 S: 10	H: 1 LOB: 2 BB: 2 P: 18	R: 1 E: 0 K: 1 S: 6	H: 1 LOB: 0 BB: 0 P: 6	R: 0 E: 0 K: 1 S: 6	H: 1 LOB: 2 BB: 1 P: 10	R: 0 E: 0 K: 1 S: 5	H: 0 LOB: 0 BB: 0 P: 5	R: 0 E: 0 K: 0 S: 2	H: 1 LOB: 0 BB: 1 P: 6	R: 0 E: 0 K: 0 S: 3	H: 0 LOB: 0 BB: 0 P: 3	R: 0 E: 0 K: 0 S: 4	H: 1 LOB: 1 BB: 0 P: 4	R: 0 E: 0 K: 2 S: 7	H: 0 LOB: 0 BB: 0 P: 7	1B: 3 2B: 0 3B: 0 HR: 2	SF: 0 SAC: 1 DP: 0 HBP: 0	WP: 0 SB: 0 CS: 2	PA: 32
PITCHER	IP WLS BF H R ER SO BB IBB HBP BLK WP HR S P ERA WHIP																			
Chris Short, L ERA: 4.13 (1, 1)	6.0 L 24 4 3 3 6 3 1 0 0 0 0 0 2 32 4.50 1.167																			
Ruben Gomez, R ERA: 3.24 (7, 1)	2.0 7 1 0 0 2 0 0 0 0 0 0 0 11 11 0.00 0.500																			

AB	26
R	3
H	5
RBI	3
BB	4
SO	8
LOB	9



Batter	1	2	3	4	5	6	7	8	9	AB	R	H	RBI	BB	SO	LOB	TOP					
John Briggs, L (1, 7) Gary Sutherland, R (9, PH) Dick Hall, R (9, 1)	F8		F8		K		4-3		2B	4	0	0	0	0	1	0	Philadelphia Phillies @ Atlanta Braves Atlanta Stadium, Atlanta, GA Sun Apr 30 1967, 3:33 AM EDT Unknown					
Tito Francona, L (1, 3)	4-3		G3			BB 1B CS 1B	4-3		L7	5	0	1	0	0	0	2						
Dick Allen, R (1, 5) HBP				5-3		CS BB 1-2 E 1B		F8	IBB	3	1	1	0	1	0	0						
Johnny Callison, L (1, 9)	F9			1B 1B		K		G3	K	5	0	1	0	0	2	5						
Tony Gonzalez, L (1, 8) (9, 7)		SH5-3 1B		G6-4-3 1B		CS 1-2 E BB		F7		3	1	2	0	1	0	0						
Cookie Rojas, R (1, 4) OBP: 0.255, SLG: 0.280	SH5-3 1-2		G6-4-3 1-2		E6	1-2 2-3 1-H 2-H 3-H 4-0			SH 2B 1B	3	1	1	0	0	0	3						
Clay Dalrymple, L (1, 2) Phil Linz, R (9, PH) Bob Uecker, R (9, 2) OBP: 0.176, SLG: 0.125	F9				P6	FC6-4 IBB			SH 2B 2B	2	0	0	0	1	0	1						
Bobby Wine, R (1, 6) OBP: 0.032, SLG: 0.032	5-3				F7	FC6-4 1-2			B2	4	0	0	0	0	0	5						
Jim Bunning, R (1, 1) Doug Clemens, L (7, PH) Grant Jackson, S (7, 1) Don Lock, R (9, PH) (9, 8)			K			HR			2B 1-3 2-H	2	1	1	1	0	1	0						
Inning Stats	R: 0 E: 0 K: 0 S: 3	H: 0 LOB: 1 BB: 0 P: 4	R: 0 E: 0 K: 0 S: 4	H: 1 LOB: 1 BB: 0 P: 4	R: 0 E: 0 K: 1 S: 5	H: 0 LOB: 0 BB: 0 P: 5	R: 0 E: 0 K: 0 S: 4	H: 2 LOB: 1 BB: 0 P: 4	R: 1 E: 0 K: 1 S: 6	H: 1 LOB: 0 BB: 0 P: 6	R: 2 E: 1 K: 1 S: 7	H: 2 LOB: 2 BB: 2 P: 15	R: 0 E: 0 K: 0 S: 3	H: 0 LOB: 0 BB: 0 P: 3	R: 0 E: 0 K: 0 S: 3	H: 0 LOB: 0 BB: 0 P: 3		R: 3 E: 0 K: 1 S: 9	H: 3 LOB: 2 BB: 1 P: 13	1B: 6 2B: 2 3B: 0 HR: 1	SF: 0 SAC: 2 DP: 1 HBP: 1	WP: 0 PB: 0 SB: 0 CS: 3
PITCHER	IP WLS BF H R ER SO BB IBB HBP BLK WP HR S P ERA WHIP																					
Ken Johnson, R (1, 1) ERA: 2.01	8.0	33	7	4	2	3	1	1	1	0	0	0	1	36	45	2.25	1.000					
Clay Carroll, R (9, 1) ERA: 8.97	0.1	L	3	1	0	0	0	0	0	0	0	0	0	3	3	0.00	3.000					
Ramon Hernandez, L (9, 1) ERA: 2.84	0.2	4	1	2	2	1	0	1	0	0	0	0	0	5	9	27.00	1.500					

Batter	1	2	3	4	5	6	7	8	9	AB	R	H	RBI	BB	SO	LOB	BOTTOM			
Denis Menke, R (1, 6) OBP: 0.277, SLG: 0.263	F5		BB			1-3	FC4-6 BB		F8	3	0	0	0	2	0	0	Philadelphia Phillies @ Atlanta Braves Atlanta Stadium, Atlanta, GA Sun Apr 30 1967, 3:33 AM EDT Unknown			
Felipe Alou, R (1, 3) OBP: 0.270, SLG: 0.377	F7		P6			HR	FC4-6 1-2			4	1	1	1	0	0	3				
Hank Aaron, R (1, 9) OBP: 0.397, SLG: 0.566		4-0 BB	P3			HR 1B		4-0 FC5-4 BB		2	1	1	0	2	0	2				
Mack Jones, L (1, 8) OBP: 0.216, SLG: 0.245	F9				K	F2		FC5-4 F9 S 1-2		4	0	0	0	0	1	3				
Joe Torre, R (1, 2) OBP: 0.300, SLG: 0.519		G3		6-3		HR		F9		4	1	1	2	0	0	1				
Rico Carty, R (1, 7) OBP: 0.379, SLG: 0.449	4-3			F8		HR			IBB	3	1	1	1	1	0	0				
Miguel de la Hoz, R (1, 5) OBP: 0.200, SLG: 0.143	F9				P4	K		F9		4	0	0	0	0	1	2				
Felix Millan, R (1, 4) OBP: 0.310, SLG: 0.259			SH3-4 HBP			CS 1B		K	P4	3	0	1	0	0	1	0				
Ken Johnson, R (1, 1) Clay Carroll, R (9, 1) Ramon Hernandez, S (9, 1) Gene Oliver, R (9, PH)			SH3-4		K		F2		F8	2	0	0	0	0	1	1				
Inning Stats	R: 0 E: 0 K: 0 S: 3	H: 0 LOB: 1 BB: 1 P: 7	R: 0 E: 0 K: 0 S: 3	H: 0 LOB: 0 BB: 0 P: 3	R: 0 E: 0 K: 0 S: 3	H: 0 LOB: 2 BB: 1 P: 8	R: 0 E: 0 K: 1 S: 5	H: 0 LOB: 0 BB: 0 P: 5	R: 0 E: 0 K: 1 S: 5	H: 1 LOB: 0 BB: 0 P: 5	R: 4 E: 0 K: 1 S: 9	H: 4 LOB: 0 BB: 0 P: 9	R: 0 E: 0 K: 0 S: 3	H: 0 LOB: 2 BB: 2 P: 11	R: 0 E: 0 K: 0 S: 3	H: 0 LOB: 0 BB: 0 P: 3		1B: 2 2B: 0 3B: 0 HR: 3	SF: 0 SAC: 1 DP: 0 HBP: 1	WP: 0 PB: 0 SB: 1 CS: 1
PITCHER	IP WLS BF H R ER SO BB IBB HBP BLK WP HR S P ERA WHIP																			
Jim Bunning, R (1, 1) ERA: 6.57	6.0	25	5	4	4	3	2	0	1	0	0	0	0	3	28	37	6.00	1.167		
Grant Jackson, L (7, 1) ERA: 1.59	2.0	W	9	0	0	0	1	2	1	0	0	0	0	8	20	0.00	1.000			
Dick Hall, R (9, 1) ERA: 1.5	1.0	S	3	0	0	0	0	0	0	0	0	0	0	3	3	0.00	0.000			

Batter	1	2	3	4	5	6	7	8	9	AB	R	H	RBI	BB	SO	LOB	TOP					
John Briggs, L OBP: 0.271, SLG: 0.423										5	1	1	1	0	3	6	Philadelphia Phillies @ Atlanta Braves Atlanta Stadium, Atlanta, GA Sun Apr 30 1967, 3:38 AM EDT Att: 27,644 - Unknown					
Tito Francona, L OBP: 0.333, SLG: 0.241										3	0	0	1	1	1	0						
Dick Allen, R OBP: 0.458, SLG: 0.661										4	0	1	0	0	0	3						
Johnny Callison, L OBP: 0.357, SLG: 0.367										4	0	0	0	0	1	1						
Tony Gonzalez, L OBP: 0.453, SLG: 0.523										3	1	0	0	1	0	1						
Cookie Rojas, R OBP: 0.254, SLG: 0.264										3	1	0	0	1	0	0						
Clay Dalrymple, L OBP: 0.217, SLG: 0.244										4	0	1	0	0	0	2						
Bobby Wine, R OBP: 0.061, SLG: 0.061										2	0	1	0	0	0	0						
Tony Taylor, R OBP: 0.367, SLG: 0.378										2	0	1	1	0	0	0						
Rick Wise, R OBP: 0.139, SLG: 0.157										2	0	0	0	0	2	2						
Bob Buhl, R OBP: 0.135, SLG: 0.157										0	0	0	0	0	0	0						
Ruben Gomez, R OBP: 0.135, SLG: 0.157										0	0	0	0	0	0	0						
Doug Clemens, L OBP: 0.135, SLG: 0.157										0	0	0	0	0	0	0						
Phil Lutz, R OBP: 0.135, SLG: 0.157										0	0	0	0	0	0	0						
Gary Wagner, R OBP: 0.135, SLG: 0.157										0	0	0	0	0	0	0						
Don Lock, R OBP: 0.135, SLG: 0.157										1	0	0	0	0	0	0						
Inning Stats	R: 1 E: 0 K: 1 S: 7	H: 2 LOB: 1 BB: 0 P: 7	R: 0 E: 0 K: 1 S: 7	H: 2 LOB: 2 BB: 0 P: 7	R: 0 E: 0 K: 1 S: 5	H: 0 LOB: 0 BB: 0 P: 5	R: 0 E: 0 K: 0 S: 3	H: 0 LOB: 0 BB: 0 P: 3	R: 0 E: 0 K: 0 S: 3	H: 0 LOB: 0 BB: 0 P: 7	R: 0 E: 0 K: 0 S: 3	H: 0 LOB: 0 BB: 0 P: 3	R: 2 E: 0 K: 1 S: 6	H: 1 LOB: 3 BB: 4 P: 22	R: 0 E: 0 K: 0 S: 3	H: 0 LOB: 0 BB: 0 P: 3	R: 0 E: 1 K: 1 S: 6	H: 0 LOB: 1 BB: 0 P: 6	1B: 4 2B: 0 3B: 0 HR: 1	SF: 0 SAC: 0 DP: 0 HBP: 0	WP: 1 PB: 0 SB: 0 CS: 0	PA: 37
PITCHER	IP WLS BF H R ER SO BB IBB HBP BLK WP HR S P ERA WHIP																					
Bob Bruce, R ERA: 3.6	(1, 1) 6.0 W 24 4 3 3 5 2 0 0 0 0 1 32 40 4.50 1.000																					
Phil Niekro, R ERA: 0.59	(7, 1) 3.0 S 13 1 0 0 2 2 0 0 0 1 0 15 23 0.00 1.000																					

Batter	1	2	3	4	5	6	7	8	9	AB	R	H	RBI	BB	SO	LOB	BOTTOM			
Denis Menke, R OBP: 0.271, SLG: 0.258										5	0	1	0	0	0	3	Philadelphia Phillies @ Atlanta Braves Atlanta Stadium, Atlanta, GA Sun Apr 30 1967, 3:38 AM EDT Att: 27,644 - Unknown			
Felipe Alou, R OBP: 0.309, SLG: 0.470										5	2	4	1	0	0	1				
Hank Aaron, R OBP: 0.397, SLG: 0.603										5	3	2	1	0	1	3				
Mack Jones, L OBP: 0.218, SLG: 0.245										4	0	1	0	0	1	3				
Rico Carty, R OBP: 0.403, SLG: 0.462										3	1	2	2	1	0	0				
Gene Oliver, R OBP: 0.400, SLG: 0.250										3	0	1	1	1	0	1				
Joe Torre, R OBP: 0.300, SLG: 0.519										0	0	0	0	0	0	0				
Miguel de la Hoz, R OBP: 0.211, SLG: 0.167										4	0	1	1	0	0	3				
Felix Millan, R OBP: 0.303, SLG: 0.258										4	0	1	0	0	0	2				
Bob Bruce, R										2	0	0	0	1	0	2				
Phil Niekro, R										1	0	0	0	0	0	0				
Inning Stats	R: 0 E: 0 K: 1 S: 6	H: 1 LOB: 1 BB: 0 P: 6	R: 0 E: 1 K: 0 S: 5	H: 1 LOB: 2 BB: 0 P: 5	R: 1 E: 0 K: 0 S: 6	H: 3 LOB: 3 BB: 1 P: 10	R: 0 E: 0 K: 0 S: 3	H: 0 LOB: 0 BB: 0 P: 3	R: 3 E: 0 K: 0 S: 8	H: 5 LOB: 3 BB: 1 P: 12	R: 2 E: 0 K: 0 S: 4	H: 2 LOB: 0 BB: 1 P: 8	R: 0 E: 0 K: 0 S: 3	H: 0 LOB: 0 BB: 0 P: 3	R: 0 E: 0 K: 1 S: 5	H: 1 LOB: 0 BB: 0 P: 5	1B: 10 2B: 1 3B: 0 HR: 2	SF: 0 SAC: 0 DP: 1 HBP: 0	WP: 0 PB: 0 SB: 0 CS: 1	PA: 40
PITCHER	IP WLS BF H R ER SO BB IBB HBP BLK WP HR S P ERA WHIP																			
Rick Wise, R ERA: 5.79	(1, 1) 4.1 L 24 9 4 4 4 1 0 0 0 0 0 2 5 9 27.00 6.000																			
Bob Buhl, R ERA: 13.5	(5, 1) 0.2 6 3 2 2 0 1 0 0 0 0 0 2 5 9 27.00 6.000																			
Ruben Gomez, R ERA: 2.89	(6, 1) 1.0 3 0 0 0 0 1 0 0 0 0 0 0 2 6 0.00 1.000																			
Gary Wagner, R ERA:	(7, 1) 2.0 6 1 0 0 1 0 0 0 0 0 0 0 8 8 0.00 0.500																			

Batter	1	2	3	4	5	6	7	8	9	AB	R	H	RBI	BB	SO	LOB	TOP			
Don Kessinger, S OBP: 0.295, SLG: 0.231 (1, 6)	F8		5-3		F8			5-3		4	0	0	0	0	0	0	Chicago Cubs @ Atlanta Braves Atlanta Stadium, Atlanta, GA Tue May 02 1967, 7:05 PM EDT Att. 6,624 - Unknown - 63 F			
Glenn Beckert, R OBP: 0.295, SLG: 0.365 (1, 4)	5-3		FC4-6 BB		F8			6-3		3	0	0	0	1	0	0				
Billy Williams, L OBP: 0.433, SLG: 0.552 (1, 7)	HR		FC4-6 BB		F9			3-1		4	1	1	1	0	0	1				
Ron Santo, R OBP: 0.328, SLG: 0.302 (1, 5)	5-3				5-3					3	0	0	0	1	0	0				
Norm Gigon, R OBP: 0.200, SLG: 0.308 (1, 9)		5-3	F2		P3					4	0	0	0	0	0	2				
14 Ernie Banks, R OBP: 0.283, SLG: 0.420 (1, 3)		5-3			F8					3	0	0	0	0	0	0				
Randy Hundley, R OBP: 0.280, SLG: 0.283 (1, 2)		1B 1B			F3			F8		4	0	1	0	0	0	1				
Adolfo Phillips, R OBP: 0.475, SLG: 0.574 (1, 8)		1B			F8					3	0	2	0	0	0	0				
Fergie Jenkins, R OBP: 0.071, SLG: 0.071 (1, 1)										2	0	0	0	0	2	2				
John Boccabella, R (7, PH)	K				K					1	0	0	0	0	0	1				
Bill Hands, R (7, 1)								P5		0	0	0	0	0	0	0				
Inning Stats	R: 1 E: 0 K: 0 S: 4	H: 1 LOB: 0 BB: 0 P: 4	R: 0 E: 0 K: 1 S: 7	H: 2 LOB: 2 BB: 0 P: 7	R: 0 E: 0 K: 0 S: 3	H: 0 LOB: 2 BB: 2 P: 11	R: 0 E: 0 K: 0 S: 3	H: 0 LOB: 0 BB: 0 P: 3	R: 0 E: 0 K: 0 S: 5	H: 0 LOB: 0 BB: 0 P: 5	R: 0 E: 0 K: 0 S: 4	H: 1 LOB: 1 BB: 0 P: 4	R: 0 E: 0 K: 0 S: 3	H: 0 LOB: 0 BB: 0 P: 3	R: 0 E: 0 K: 0 S: 3	H: 0 LOB: 1 BB: 0 P: 4	1B: 3 2B: 0 3B: 0 HR: 1	SF: 0 SAC: 0 DP: 0 HBP: 1	WP: 0 PB: 0 SB: 0 CS: 0	PA: 34
PITCHER Denny Lemaster, L ERA: 2.78 (1, 1)	IP: 9.0 WLS: W BF: 34 H: 4 R: 1 ER: 1 SO: 2 BB: 2 IBB: 0 HBP: 1 BLK: 0 WP: 0 HR: 1 S: 35 P: 44 ERA: 1.00 WHIP: 0.667																			

AB	31
R	1
H	4
RBI	1
BB	2
SO	2
LOB	7



Batter	1	2	3	4	5	6	7	8	9	AB	R	H	RBI	BB	SO	LOB	BOTTOM			
Denis Menke, R OBP: 0.260, SLG: 0.246 (1, 6)	3-1		F8			F8				3	0	0	0	0	0	0	Chicago Cubs @ Atlanta Braves Atlanta Stadium, Atlanta, GA Tue May 02 1967, 7:05 PM EDT Att. 6,624 - Unknown - 63 F			
Felipe Alou, R OBP: 0.310, SLG: 0.464 (1, 3)			K			K				3	0	1	0	0	2	0				
Hank Aaron, R OBP: 0.380, SLG: 0.574 (1, 9)	F8		F5			K				3	0	0	0	0	1	0				
Mack Jones, L OBP: 0.241, SLG: 0.255 (1, 8)		HR BB			4-3			CS 1B		2	1	1	0	1	0	0				
Joe Torre, R OBP: 0.302, SLG: 0.500 (1, 2)		HR BB			F8			F3		2	1	0	0	1	0	1				
Rico Carty, R OBP: 0.400, SLG: 0.509 (1, 7)					6-3			5-3		3	1	1	3	0	0	0				
Clete Boyer, R OBP: 0.200, SLG: 0.372 (1, 5)		5-3				5-3				3	0	0	0	0	0	0				
Felix Millan, R OBP: 0.278, SLG: 0.235 (1, 4)		5-3				6-3				3	0	0	0	0	0	0				
Denny Lemaster, R OBP: 0.083, SLG: 0.083 (1, 1)		F8				5-3				3	0	0	0	0	0	0				
Inning Stats	R: 0 E: 0 K: 0 S: 3	H: 1 LOB: 0 BB: 0 P: 3	R: 3 E: 0 K: 0 S: 4	H: 1 LOB: 2 BB: 2 P: 12	R: 0 E: 0 K: 1 S: 5	H: 0 LOB: 0 BB: 0 P: 5	R: 0 E: 0 K: 0 S: 3	H: 0 LOB: 0 BB: 0 P: 3	R: 0 E: 0 K: 2 S: 7	H: 0 LOB: 0 BB: 0 P: 7	R: 0 E: 0 K: 0 S: 3	H: 1 LOB: 0 BB: 0 P: 3	R: 0 E: 0 K: 0 S: 3	H: 0 LOB: 0 BB: 0 P: 3	R: 0 E: 0 K: 0 S: 3	H: 0 LOB: 0 BB: 0 P: 3		1B: 2 2B: 0 3B: 0 HR: 1	SF: 0 SAC: 0 DP: 0 HBP: 0	WP: 0 PB: 0 SB: 0 CS: 1
PITCHER Fergie Jenkins, R ERA: 2.29 (1, 1)	IP: 6.0 WLS: L BF: 21 H: 2 R: 3 ER: 3 SO: 3 BB: 2 IBB: 0 HBP: 0 BLK: 0 WP: 0 HR: 1 S: 25 P: 33 ERA: 4.50 WHIP: 0.667																			
PITCHER Bill Hands, R ERA: 2.25 (7, 1)	IP: 2.0 WLS: L BF: 6 H: 1 R: 0 ER: 0 SO: 0 BB: 0 IBB: 0 HBP: 0 BLK: 0 WP: 0 HR: 0 S: 6 P: 6 ERA: 0.00 WHIP: 0.500																			

AB	25
R	3
H	3
RBI	3
BB	2
SO	3
LOB	1



Batter	1	2	3	4	5	6	7	8	9	AB	R	H	RBI	BB	SO	LOB	TOP			
Don Kessinger, S OBP: 0.292, SLG: 0.232 (1, 6)	4-3		G6-4-3 1B			6-3		5-3		4	0	1	0	0	0	0	Chicago Cubs @ Atlanta Braves Atlanta Stadium, Atlanta, GA Wed May 03 1967, 7:05 PM EDT Att: 9,105 - Unknown - 63 F			
Glenn Beckert, R OBP: 0.296, SLG: 0.358 (1, 4)	5-3		G6-4-3 1-2			1B			5-3	4	0	1	0	0	0	1				
Billy Williams, L OBP: 0.437, SLG: 0.574 (1, 7)	3B		K			F7			G5-4-3 BB	3	0	1	0	1	1	1				
Ron Santo, R OBP: 0.324, SLG: 0.286 (1, 5)	BB			K		F8			G5-4-3 1-2	3	0	0	0	1	1	2				
14 Ernie Banks, R OBP: 0.268, SLG: 0.396 (1, 3)	F5			F9			5-3			3	0	0	0	0	0	2				
Randy Hundley, R OBP: 0.245, SLG: 0.265 (1, 2)		F9		F9			F9			3	0	0	0	0	0	0				
Joe Campbell, R (1, 9)		K		K			K			3	0	0	0	0	3	0				
Adolfo Phillips, R OBP: 0.466, SLG: 0.551 (1, 8)		BB		K				F8		2	0	0	0	1	1	0				
Ray Culp, R (1, 1)				K				K		2	0	0	0	0	1	1				
Norm Gigon, R OBP: 0.188, SLG: 0.286 (8, PH)	1-3			K						1	0	0	0	0	1	0				
Cal Koonce, R (8, 1)				K						0	0	0	0	0	0	0				
Joe Niekro, R (8, 1)										0	0	0	0	0	0	0				
Inning Stats	R: 0 E: 0 K: 0 S: 4	H: 1 LOB: 2 BB: 1 P: 8	R: 0 E: 0 K: 1 S: 5	H: 0 LOB: 1 BB: 1 P: 9	R: 0 E: 0 K: 1 S: 5	H: 1 LOB: 0 BB: 0 P: 5	R: 0 E: 0 K: 3 S: 9	H: 0 LOB: 0 BB: 0 P: 9	R: 0 E: 0 K: 1 S: 4	H: 1 LOB: 1 BB: 0 P: 4	R: 0 E: 0 K: 1 S: 5	H: 0 LOB: 0 BB: 0 P: 5	R: 0 E: 0 K: 1 S: 5	H: 0 LOB: 0 BB: 1 P: 6	R: 0 E: 0 K: 0 S: 2	H: 0 LOB: 0 BB: 1 P: 6	1B: 2 2B: 0 3B: 1 HR: 0	SF: 0 SAC: 0 DP: 2 HBP: 0	WP: 0 PB: 0 SB: 0 CS: 0	PA: 31
PITCHER Dick Kelley, L ERA: 4.24 (1, 1)	IP: 9.0 WLS: W BF: 31 H: 3 R: 0 ER: 0 SO: 8 BB: 3 IBB: 0 HBP: 0 BLK: 0 WP: 0 HR: 0 S: 44 P: 56 ERA: 0.00 WHIP: 0.667															PITCHER				

Chicago Cubs @ Atlanta Braves
Atlanta Stadium, Atlanta, GA
Wed May 03 1967, 7:05 PM EDT
Att: 9,105 - Unknown - 63 F

AB	28
R	0
H	3
RBI	0
BB	3
SO	8
LOB	7



Batter	1	2	3	4	5	6	7	8	9	AB	R	H	RBI	BB	SO	LOB	BOTTOM			
Denis Menke, R OBP: 0.247, SLG: 0.235 (1, 6)	F7		F5		SF7			5-3		3	0	0	1	0	0	1	Chicago Cubs @ Atlanta Braves Atlanta Stadium, Atlanta, GA Wed May 03 1967, 7:05 PM EDT Att: 9,105 - Unknown - 63 F			
Felipe Alou, R OBP: 0.320, SLG: 0.466 (1, 3)	5-3		1B		F7			FC6-4 1B		4	0	2	1	0	0	1				
Hank Aaron, R OBP: 0.373, SLG: 0.554 (1, 9)	1B		K			L5		FC6-4 1-2 HR		4	1	1	0	0	1	2				
Mack Jones, L OBP: 0.258, SLG: 0.322 (1, 8)	G3					F7		HR		4	1	2	2	0	0	1				
Joe Torre, R OBP: 0.313, SLG: 0.492 (1, 2)		K		G6-4-3 1B				HR		3	0	1	0	1	1	1				
Rico Carty, R OBP: 0.391, SLG: 0.492 (1, 7)		K		K		BB		1B		4	0	1	0	0	2	1				
Clete Boyer, R OBP: 0.184, SLG: 0.340 (1, 5)	6-3					6-3		1-3 1B		4	0	0	0	0	0	2				
Felix Millan, R OBP: 0.308, SLG: 0.324 (1, 4)						5-3		F8		4	0	0	0	0	0	2				
Dick Kelley, R (1, 1)			SH1-4 1B					1-4-3		3	2	2	0	0	0	0				
			SH1-4					1B		1	0	0	0	1	1	0				
Inning Stats	R: 0 E: 0 K: 0 S: 4	H: 1 LOB: 0 BB: 0 P: 4	R: 0 E: 0 K: 2 S: 7	H: 0 LOB: 0 BB: 0 P: 7	R: 1 E: 0 K: 1 S: 7	H: 2 LOB: 1 BB: 0 P: 7	R: 0 E: 0 K: 1 S: 5	H: 1 LOB: 0 BB: 0 P: 5	R: 1 E: 0 K: 0 S: 4	H: 1 LOB: 1 BB: 1 P: 8	R: 0 E: 0 K: 0 S: 3	H: 0 LOB: 1 BB: 1 P: 7	R: 0 E: 0 K: 1 S: 5	H: 0 LOB: 0 BB: 0 P: 5	R: 2 E: 0 K: 0 S: 7	H: 4 LOB: 2 BB: 0 P: 7	1B: 7 2B: 0 3B: 1 HR: 1	SF: 1 SAC: 1 DP: 1 HBP: 0	WP: 0 PB: 0 SB: 0 CS: 0	PA: 34
PITCHER Ray Culp, R ERA: 4.5 (1, 1)	IP: 7.0 WLS: L BF: 27 H: 5 R: 2 ER: 2 SO: 5 BB: 2 IBB: 0 HBP: 0 BLK: 0 WP: 0 HR: 0 S: 35 P: 43 ERA: 2.57 WHIP: 1.000															PITCHER				
Cal Koonce, R ERA: 10.8 (8, 1)	0.2	6	4	2	2	0	0	0	0	0	1	6	6	27.00	6.000					
Joe Niekro, R ERA: 2.25 (8, 1)	0.1	1	0	0	0	0	0	0	0	0	0	1	1	0.00	0.000					



Batter	1	2	3	4	5	6	7	8	9	AB	R	H	RBI	BB	SO	LOB	TOP						
Tommy Harper, R OBP: 0.315, SLG: 0.402	5-3	4-3		6-3			F9	6-3		5	0	0	0	0	0	3							
Vada Pinson, L OBP: 0.353, SLG: 0.459	1B 2B BB	3-1			6-3		6-3 1B		P4	4	1	1	0	1	0	0							
Pete Rose, S OBP: 0.366, SLG: 0.452	BB 2B 1B			HR		E S 1B	6-3		CI	4	2	3	1	0	0	1							
Deron Johnson, R OBP: 0.333, SLG: 0.580	2B			P5		F7			F2	2	0	0	0	1	0	1							
Girardo Ruiz, S OBP: 0.300, SLG: 0.300	1-2 BB					F8			F2	2	0	0	0	0	0	2							
Lee May, R OBP: 0.231, SLG: 0.423	K			K		P4			F7	5	1	0	0	0	2	5							
Tommy Helms, R OBP: 0.311, SLG: 0.384	1-3 2-H 3-H 2B			5-3			6-3		1B 1B	4	0	2	2	0	0	0							
Johnny Edwards, L OBP: 0.333, SLG: 0.304	IBB					P4			P5	3	0	1	1	1	0	0							
Leo Cardenas, R OBP: 0.298, SLG: 0.271	K					6-3			FC3-6 1B	4	0	1	0	0	2	5							
Billy McCool, R OBP: 0.167, SLG: 0.091									FC3-6 1B	3	0	1	0	0	1	1							
Don Nottebart, R									FC5-4 1B	0	0	0	0	0	0	0							
Floyd Robinson, L (8, PH)									FC3-6	1	0	0	0	0	0	2							
Ted Abernathy, R OBP: 0.333, SLG: 0.333							1-2 1B		FC3-6 S	0	0	0	0	0	0	0							
Inning Stats	R: 2 E: 0 K: 2 S: 9	H: 2 LOB: 3 BB: 3 P: 21	R: 0 E: 0 K: 1 S: 5	H: 0 LOB: 0 BB: 0 P: 5	R: 1 E: 0 K: 1 S: 6	H: 1 LOB: 0 BB: 0 P: 6	R: 0 E: 0 K: 0 S: 4	H: 1 LOB: 1 BB: 0 P: 4	R: 0 E: 0 K: 0 S: 4	H: 1 LOB: 1 BB: 0 P: 4	R: 0 E: 0 K: 0 S: 4	H: 1 LOB: 1 BB: 0 P: 4	R: 0 E: 0 K: 1 S: 8	H: 2 LOB: 2 BB: 0 P: 8	R: 0 E: 1 K: 0 S: 4	H: 0 LOB: 1 BB: 0 P: 4	1B: 7 2B: 1 3B: 0 HR: 1	SF: 0 SAC: 0 DP: 0 HBP: 0	WP: 0 PB: 0 SB: 3 CS: 0	PA: 41			
PITCHER	IP WLS BF H R ER SO BB IBB HBP BLK WP HR S P ERA WHIP	7.0 L 31 7 3 3 4 2 1 0 0 0 1 36 48 3.86 1.286	2.0 S 10 2 1 0 1 0 0 0 0 0 0 12 12 0.00 1.000																				

Cincinnati Reds @ Atlanta Braves
Atlanta Stadium, Atlanta, GA
Sat May 06 1967, 3:33 AM EDT
Att: 11,181 - Unknown

AB	37
R	4
H	9
RBI	4
BB	3
SO	5
LOB	20



Batter	1	2	3	4	5	6	7	8	9	AB	R	H	RBI	BB	SO	LOB	BOTTOM					
Denis Menke, R OBP: 0.253, SLG: 0.256	5-3		K			2B 1B	F2		F2	5	1	1	0	0	1	4						
Felipe Alou, R OBP: 0.357, SLG: 0.494	6-3		K			1-3 1B			K	4	1	1	0	0	2	1						
Hank Aaron, R OBP: 0.381, SLG: 0.581	K		K			2-H 3-H 1B	CS 1B		5-3	4	0	1	2	0	2	1						
Joe Torre, R OBP: 0.303, SLG: 0.448			F8			F8			BB	3	0	1	0	1	0	1						
Rico Carty, R OBP: 0.385, SLG: 0.500			F9			G4-6-3 1B			BB	4	0	0	0	0	1	3						
Gene Oliver, R OBP: 0.500, SLG: 0.750			1B BB			F2			FC3-6 1B	3	1	2	1	1	0	0						
Clete Boyer, R OBP: 0.224, SLG: 0.375						P6			FC3-6 1B	4	0	1	0	0	1	1						
Felix Millan, R OBP: 0.298, SLG: 0.318									K	3	0	0	0	0	0	3						
Woody Woodward, R OBP: 0.043, SLG: 0.043									K	0	0	0	0	0	0	0						
Gary Geiger, L OBP: 0.583, SLG: 0.375									K	1	0	0	0	0	1	0						
Bob Bruce, R OBP: 0.400, SLG: 0.250										2	0	1	0	0	0	0						
Miguel de la Hoz, R OBP: 0.250, SLG: 0.211										1	0	1	0	0	0	0						
Phil Niekro, R (8, PH)										0	0	0	0	0	0	0						
Mack Jones, L OBP: 0.250, SLG: 0.297										0	0	0	0	1	0	0						
Inning Stats	R: 0 E: 0 K: 1 S: 5	H: 0 LOB: 0 BB: 0 P: 5	R: 0 E: 0 K: 0 S: 4	H: 1 LOB: 2 BB: 1 P: 8	R: 0 E: 0 K: 3 S: 10	H: 1 LOB: 0 BB: 0 P: 10	R: 0 E: 0 K: 0 S: 3	H: 1 LOB: 0 BB: 0 P: 3	R: 0 E: 0 K: 0 S: 3	H: 0 LOB: 0 BB: 0 P: 3	R: 2 E: 0 K: 1 S: 7	H: 3 LOB: 1 BB: 0 P: 7	R: 0 E: 0 K: 0 S: 5	H: 2 LOB: 2 BB: 0 P: 5	R: 0 E: 0 K: 1 S: 5	H: 0 LOB: 1 BB: 1 P: 9	R: 1 E: 0 K: 2 S: 8	H: 1 LOB: 1 BB: 1 P: 12	1B: 7 2B: 2 3B: 0 HR: 1	SF: 0 SAC: 0 DP: 2 HBP: 0	WP: 0 PB: 0 SB: 0 CS: 1	PA: 37
PITCHER	IP WLS BF H R ER SO BB IBB HBP BLK WP HR S P ERA WHIP	6.2 W 27 8 2 2 5 1 0 0 0 0 0 36 40 2.70 1.350	0.1 S 1 0 0 0 0 0 0 0 0 0 0 1 1 0.00 0.000	2.0 S 9 1 1 1 3 2 0 0 0 0 1 13 21 4.50 1.500																		

Cincinnati Reds @ Atlanta Braves
Atlanta Stadium, Atlanta, GA
Sat May 06 1967, 3:33 AM EDT
Att: 11,181 - Unknown

AB	34
R	3
H	9
RBI	3
BB	3
SO	8
LOB	14



Batter	1	2	3	4	5	6	7	8	9	AB	R	H	RBI	BB	SO	LOB	TOP									
Tommy Harper, R OBP: 0.328, SLG: 0.400 (1, 9)	F6		E S 1B		4-0 BB		4-0 BB		0-3 K	3	0	1	0	2	1	0	Cincinnati Reds @ Atlanta Braves Atlanta Stadium, Atlanta, GA Sun May 07 1967, 3:33 AM EDT Att: 33,947 - Unknown									
Vada Pinson, L OBP: 0.336, SLG: 0.437 (1, 8)	K		F7		F7		F7		F9	5	0	0	0	0	1	4										
Pete Rose, S OBP: 0.361, SLG: 0.477 (1, 7)	1-3				HR		F8		K	4	1	1	1	0	1	0										
Lee May, R OBP: 0.267, SLG: 0.414 (1, 3)		K			K		FC4-6 HBP		BB 1B	3	0	1	0	0	2	0										
Tony Perez, R OBP: 0.296, SLG: 0.506 (1, 5)		6-3			HR		F9		BB 1B	4	1	2	1	0	0	1										
Johnny Edwards, L OBP: 0.328, SLG: 0.300 (1, 2)					HR		F9		BB 1B	4	0	1	0	0	1	3										
Ted Abernathy, R OBP: 0.333, SLG: 0.333 (8, 1)		CS 1B			F4		FC4-6		K	0	0	0	0	0	0	0										
Giraldo Ruiz, S OBP: 0.385, SLG: 0.385 (8, PH)		CS			4-3		CS BB 1B		1-2 2-3 BB	3	1	2	0	0	0	0										
Floyd Robinson, L (8, 9)		1-2		F8 1B			CS BB 1B		1-2 2-3 BB	0	0	0	0	1	0	0										
Leo Cardenas, R OBP: 0.286, SLG: 0.258 (1, 6)					F8		K		F9	4	0	0	0	0	1	5										
Jim Maloney, L OBP: 0.265, SLG: 0.250 (8, 1)					F8		5-3		F9	2	0	1	1	0	0	0										
Don Nottebart, R OBP: 0.266, SLG: 0.176 (7, PH)					4-3		4-3		F7	0	0	0	0	0	0	0										
Darrell Osteen, R OBP: 0.300, SLG: 0.176 (7, PH)					4-3		4-3		F7	0	0	0	0	0	0	0										
Don Pavletich, R OBP: 0.410, SLG: 0.472 (8, 2)					2H 1B		4-3		F7	1	0	0	0	0	0	0										
Inning Stats	R: 0 E: 0 K: 1 S: 5	H: 0 LOB: 0 BB: 0 P: 5	R: 0 E: 0 K: 1 S: 5	H: 1 LOB: 0 BB: 0 P: 5	R: 1 E: 0 K: 0 S: 5	H: 3 LOB: 1 BB: 0 P: 5	R: 2 E: 0 K: 1 S: 7	H: 2 LOB: 0 BB: 0 P: 7	R: 0 E: 0 K: 0 S: 3	H: 0 LOB: 1 BB: 1 P: 7	R: 0 E: 0 K: 0 S: 3	H: 0 LOB: 1 BB: 0 P: 4	R: 0 E: 0 K: 1 S: 5	H: 1 LOB: 2 BB: 2 P: 13	R: 0 E: 0 K: 2 S: 9	H: 2 LOB: 3 BB: 1 P: 13	R: 0 E: 0 K: 1 S: 5	H: 0 LOB: 0 BB: 0 P: 5	1B: 7 2B: 0 3B: 0 HR: 2	SF: 0 SAC: 0 DP: 0 HBP: 1	WP: 0 PB: 0 SB: 2 CS: 2	PA: 39				
PITCHER	IP WLS BF H R ER SO BB IBB HBP BLK WP HR S P ERA WHIP	6.1 W 27 7 3 3 4 2 0 1 0 0 2 32 41 4.26 1.421	2.2 S 11 2 0 0 3 2 0 0 0 0 0 15 23 0.00 1.500																							

AB 33
R 3
H 9
RBI 3
BB 4
SO 7
LOB 13



Batter	1	2	3	4	5	6	7	8	9	AB	R	H	RBI	BB	SO	LOB	BOTTOM								
Denis Menke, R OBP: 0.272, SLG: 0.259 (1, 6)	WP BB		1-3		1B		CS BB		L5	3	0	1	0	2	0	1	Cincinnati Reds @ Atlanta Braves Atlanta Stadium, Atlanta, GA Sun May 07 1967, 3:33 AM EDT Att: 33,947 - Unknown								
Felipe Alou, R OBP: 0.360, SLG: 0.494 (1, 3)	K		1B		F4		1-2 BB		5-3	4	1	1	0	1	1	3									
Hank Aaron, R OBP: 0.375, SLG: 0.564 (1, 9)	F3		G3 1B		F9		F7			4	1	1	1	0	0	2									
Mack Jones, L OBP: 0.250, SLG: 0.294 (1, 8)	6-3		G3		S 1B		K			4	1	1	0	0	1	3									
Joe Torre, R OBP: 0.313, SLG: 0.465 (1, 2)		WP 1B 2B	1B		L7		K2-3			4	1	2	1	0	1	1									
Rico Carty, R OBP: 0.390, SLG: 0.493 (1, 7)	K		1B		1B		F7			3	1	1	0	1	1	1									
Clete Boyer, R OBP: 0.226, SLG: 0.367 (1, 5)	K		K		1B 1B		F4			4	0	1	1	0	2	3									
Woody Woodward, R OBP: 0.148, SLG: 0.115 (1, 4)					K		FC6-4 1B		SH2-4 HBP	3	0	2	2	0	1	0									
Pat Jarvis, R (1, 1)					K		FC6-4		SH2-4	3	0	0	0	0	2	3									
Phil Niekro, R (7, 1)	K				K		1-2			0	0	0	0	0	0	0									
Inning Stats	R: 0 E: 0 K: 1 S: 5	H: 0 LOB: 1 BB: 1 P: 9	R: 1 E: 0 K: 3 S: 11	H: 2 LOB: 1 BB: 0 P: 11	R: 2 E: 0 K: 1 S: 9	H: 4 LOB: 2 BB: 0 P: 9	R: 0 E: 0 K: 2 S: 8	H: 1 LOB: 1 BB: 0 P: 8	R: 2 E: 0 K: 0 S: 6	H: 3 LOB: 2 BB: 1 P: 10	R: 0 E: 0 K: 1 S: 4	H: 0 LOB: 2 BB: 2 P: 12	R: 0 E: 0 K: 1 S: 5	H: 0 LOB: 0 BB: 0 P: 5	R: 0 E: 0 K: 0 S: 3	H: 0 LOB: 1 BB: 0 P: 4	1B: 8 2B: 2 3B: 0 HR: 0	SF: 0 SAC: 1 DP: 0 HBP: 1	WP: 2 PB: 0 SB: 1 CS: 1	PA: 38					
PITCHER	IP WLS BF H R ER SO BB IBB HBP BLK WP HR S P ERA WHIP	5.1 L 29 10 5 5 7 4 0 0 0 0 0 4 4 0.00 0.000	0.2 0 0 0 0 1 0 0 0 0 0 0 0 0 4 4 0.00 0.000	1.1 5 0 0 0 1 0 0 0 1 0 0 0 6 7 0.00 0.000	0.2 0 0 0 0 0 0 0 0 0 0 0 0 2 2 0.00 0.000																				



Batter	1	2	3	4	5	6	7	8	9	AB	R	H	RBI	BB	SO	LOB	TOP					
Denis Menke, R OBP: 0.278, SLG: 0.259 (1, 6)										4	0	1	0	1	1	1	Atlanta Braves @ Philadelphia Phillies Connie Mack Stadium, Philadelphia, PA Tue May 09 1967, 7:05 PM EDT Att: 3,770 - Unknown					
Felipe Alou, R OBP: 0.351, SLG: 0.472 (1, 8)										4	0	0	0	1	1							
Hank Aaron, R OBP: 0.387, SLG: 0.556 (1, 9)										3	2	1	0	2	0	3						
Joe Torre, R OBP: 0.318, SLG: 0.487 (1, 3)										5	0	2	1	0	0	2						
Rico Carty, R OBP: 0.402, SLG: 0.486 (1, 7)										3	0	1	1	2	1	0						
Gene Oliver, R OBP: 0.333, SLG: 0.462 (1, 2)										5	0	0	0	0	3	5						
Clete Boyer, R OBP: 0.273, SLG: 0.406 (1, 5)										4	0	4	0	0	0	0						
Woody Woodward, R OBP: 0.129, SLG: 0.100 (1, 4)									4	0	0	0	0	1	5							
Denny Lemaster, R OBP: 0.077, SLG: 0.077 (6, PH)										1	0	0	0	0	0	0						
Miguel de la Hoz, R OBP: 0.239, SLG: 0.290 (6, 1)										1	0	0	0	0	0	2						
Clay Carroll, R OBP: 0.247, SLG: 0.290 (8, PH)										0	0	0	0	0	0	0						
Mack Jones, L OBP: 0.247, SLG: 0.290 (8, PH)										1	0	0	0	0	1	1						
Phil Niekro, R (8, 1)										0	0	0	0	0	0	0						
Inning Stats	R: 1 E: 0 K: 1 S: 7	H: 2 LOB: 2 BB: 1 P: 11	R: 0 E: 0 K: 1 S: 6	H: 1 LOB: 1 BB: 0 P: 6	R: 0 E: 0 K: 1 S: 5	H: 0 LOB: 0 BB: 0 P: 5	R: 0 E: 0 K: 0 S: 4	H: 1 LOB: 1 BB: 0 P: 4	R: 0 E: 0 K: 0 S: 4	H: 1 LOB: 2 BB: 1 P: 8	R: 0 E: 0 K: 1 S: 6	H: 1 LOB: 2 BB: 2 P: 10	R: 1 E: 0 K: 0 S: 4	H: 1 LOB: 2 BB: 2 P: 12	R: 0 E: 0 K: 2 S: 9	H: 2 LOB: 3 BB: 1 P: 13	R: 0 E: 0 K: 2 S: 7	H: 0 LOB: 0 BB: 0 P: 7	1B: 8 2B: 0 3B: 1 HR: 0	SF: 0 SAC: 1 DP: 0 HBP: 0	WP: 0 PB: 0 SB: 0 CS: 0	PA: 42
PITCHER	IP	WLS	BF	H	R	ER	SO	BB	IBB	HBP	BLK	WP	HR	S	P	ERA	WHIP					
Chris Short, L ERA: 2.93	7.2	W	38	9	2	2	6	5	1	0	0	0	0	44	68	2.35	1.826					
Dick Hall, R ERA: 3.68	1.1	S	4	0	0	0	2	0	0	0	0	0	0	8	8	0.00	0.000					

AB	35
R	2
H	9
RBI	2
BB	6
SO	8
LOB	20



Batter	1	2	3	4	5	6	7	8	9	AB	R	H	RBI	BB	SO	LOB	BOTTOM					
Tony Taylor, R OBP: 0.333, SLG: 0.340 (1, 3)										4	0	0	0	0	3	2	Atlanta Braves @ Philadelphia Phillies Connie Mack Stadium, Philadelphia, PA Tue May 09 1967, 7:05 PM EDT Att: 3,770 - Unknown					
Gary Sutherland, R OBP: 0.384, SLG: 0.500 (1, 7)									2	0	0	0	0	0	0	0						
Tony Gonzalez, L OBP: 0.397, SLG: 0.481 (6, PH)									2	0	0	0	0	2	0	0						
Dick Allen, R OBP: 0.457, SLG: 0.595 (1, 5)									2	1	2	0	2	0	0	0						
Don Lock, R OBP: 0.412, SLG: 0.613 (1, 8)									4	1	1	2	0	0	3							
Cookie Rojas, R OBP: 0.273, SLG: 0.265 (1, 4)									3	0	0	0	0	0	1							
Johnny Callison, L OBP: 0.371, SLG: 0.429 (1, 9)									3	1	2	0	0	0	0							
Bobby Wine, R OBP: 0.091, SLG: 0.116 (1, 6)									1	0	0	0	1	0	0							
Clay Dalrymple, L OBP: 0.246, SLG: 0.240 (1, 2)									2	0	1	1	0	0	0							
Chris Short, R OBP: 0.118, SLG: 0.118 (8, 1)									3	0	0	0	0	1	2							
Dick Hall, R (8, 1)									0	0	0	0	0	0	0							
Inning Stats	R: 0 E: 0 K: 1 S: 6	H: 1 LOB: 1 BB: 0 P: 6	R: 0 E: 0 K: 0 S: 3	H: 0 LOB: 0 BB: 0 P: 3	R: 0 E: 0 K: 1 S: 5	H: 0 LOB: 0 BB: 0 P: 5	R: 2 E: 0 K: 0 S: 5	H: 3 LOB: 0 BB: 0 P: 5	R: 0 E: 0 K: 2 S: 7	H: 0 LOB: 1 BB: 1 P: 11	R: 0 E: 0 K: 1 S: 5	H: 0 LOB: 1 BB: 1 P: 9	R: 1 E: 0 K: 0 S: 5	H: 2 LOB: 1 BB: 0 P: 5	R: 0 E: 0 K: 1 S: 4	H: 0 LOB: 0 BB: 1 P: 8	R: 0 E: 0 K: 1 S: 4	H: 0 LOB: 0 BB: 1 P: 8	1B: 4 2B: 1 3B: 0 HR: 1	SF: 0 SAC: 2 DP: 1 HBP: 0	WP: 0 PB: 0 SB: 0 CS: 1	PA: 32
PITCHER	IP	WLS	BF	H	R	ER	SO	BB	IBB	HBP	BLK	WP	HR	S	P	ERA	WHIP					
Denny Lemaster, L ERA: 2.89	5.0	L	19	4	2	2	4	1	0	0	0	0	0	26	30	3.60	1.000					
Clay Carroll, R ERA: 6.75	2.0	L	9	2	1	1	1	1	0	0	0	0	0	10	14	4.50	1.500					
Phil Niekro, R ERA: 1.57	1.0		3	0	0	0	1	1	0	0	0	0	0	4	8	0.00	1.000					



Batter	1	2	3	4	5	6	7	8	9	AB	R	H	RBI	BB	SO	LOB	TOP																
Denis Menke, R (1, 6) OBP: 0.267, SLG: 0.247										4	0	0	0	0	1	1	Atlanta Braves @ Philadelphia Phillies Connie Mack Stadium, Philadelphia, PA Wed May 10 1967, 7:05 PM EDT Unknown																
Felipe Alou, R (1, 3) OBP: 0.347, SLG: 0.462										4	0	1	0	0	0	1																	
Hank Aaron, R (1, 9) OBP: 0.392, SLG: 0.583										3	1	1	2	1	0	1																	
Joe Torre, R (1, 2) OBP: 0.337, SLG: 0.532										3	1	2	1	1	0	0																	
Rico Carty, R (1, 7) OBP: 0.385, SLG: 0.462										4	0	0	0	0	1	3																	
Mack Jones, L (1, 8) OBP: 0.247, SLG: 0.278										3	0	0	0	1	3	0																	
Clete Boyer, R (1, 5) OBP: 0.271, SLG: 0.397										4	0	1	0	0	0	0																	
Woody Woodward, R (1, 4) OBP: 0.152, SLG: 0.125										2	0	1	0	0	0	0																	
Gary Geiger, L (7, PH) OBP: 0.536, SLG: 0.333										1	0	0	0	0	0	2																	
Felix Millan, R (7, 4) OBP: 0.292, SLG: 0.311										1	0	0	0	0	0	0																	
Dick Kelley, R (1, 1) Jay Ritchie, R (3, 1) Ty Cline, L (5, PH) Clay Carroll, R (5, 1) Miguel de la Hoz, R (8, PH) Phil Niekro, R (8, 1)										1	0	0	0	0	1	0																	
Inning Stats	R: 0 E: 0 K: 0 S: 4	H: 1 LOB: 2 BB: 1 P: 8	R: 0 E: 0 K: 1 S: 5	H: 0 LOB: 0 BB: 0 P: 5	R: 0 E: 0 K: 1 S: 5	H: 0 LOB: 0 BB: 0 P: 5	R: 0 E: 0 K: 0 S: 3	H: 0 LOB: 0 BB: 0 P: 3	R: 0 E: 0 K: 2 S: 8	H: 1 LOB: 1 BB: 0 P: 8	R: 1 E: 0 K: 1 S: 6	H: 2 LOB: 1 BB: 1 P: 10	R: 2 E: 0 K: 0 S: 5	H: 2 LOB: 1 BB: 1 P: 9	R: 0 E: 0 K: 1 S: 5	H: 0 LOB: 0 BB: 0 P: 5	1B: 5 2B: 0 3B: 0 HR: 2	SF: 0 SAC: 0 DP: 2 HBP: 0	WP: 0 PB: 0 SB: 0 CS: 0	PA: 35													
PITCHER	IP WLS BF H R ER SO BB IBB HBP BLK WP HR S P ERA WHIP																																
Jim Bunning, R (1, 1) ERA: 4.87	8.0	32	7	3	3	6	3	0	0	0	1	0	1	41	53	3.38	1.250																
Turk Farrell, R (9, 1) ERA: 4.26	1.0	W 3	0	0	0	1	0	0	0	0	0	0	0	5	5	0.00	0.000																


Batter	1	2	3	4	5	6	7	8	9	AB	R	H	RBI	BB	SO	LOB	BOTTOM															
Tony Taylor, R (1, 3) OBP: 0.361, SLG: 0.386										4	1	3	0	0	0	0	Atlanta Braves @ Philadelphia Phillies Connie Mack Stadium, Philadelphia, PA Wed May 10 1967, 7:05 PM EDT Unknown															
Gary Sutherland, R (1, 7) OBP: 0.417, SLG: 0.565										1	1	1	0	1	0	0																
Tony Gonzalez, L (5, PH) OBP: 0.385, SLG: 0.464										2	0	0	0	0	0	2																
Dick Allen, R (1, 5) OBP: 0.448, SLG: 0.590										4	1	1	2	0	1	1																
Don Lock, R (1, 8) OBP: 0.421, SLG: 0.588										3	1	1	0	1	0	1																
Cookie Rojas, R (1, 4) OBP: 0.275, SLG: 0.268										3	0	1	0	0	0	0																
Johnny Callison, L (1, 9) OBP: 0.376, SLG: 0.425										3	0	1	1	1	0	0																
Bobby Wine, R (1, 6) OBP: 0.085, SLG: 0.109										3	0	0	0	0	1	1																
John Briggs, L (9, PH) OBP: 0.280, SLG: 0.417										1	0	0	0	0	0	2																
Clay Dalrymple, L (1, 2) OBP: 0.233, SLG: 0.226										3	0	0	0	0	0	0																
Jim Bunning, R (1, 1) OBP: 0.143, SLG: 0.429										2	0	0	0	0	0	0																
Bill White, L (8, PH)										1	0	0	0	0	0	0																
Turk Farrell, R (9, 1)										0	0	0	0	0	0	0																
Inning Stats	R: 3 E: 0 K: 0 S: 6	H: 4 LOB: 1 BB: 1 P: 10	R: 0 E: 0 K: 0 S: 3	H: 0 LOB: 0 BB: 0 P: 3	R: 0 E: 0 K: 1 S: 4	H: 0 LOB: 0 BB: 1 P: 8	R: 0 E: 0 K: 1 S: 5	H: 0 LOB: 0 BB: 0 P: 5	R: 0 E: 0 K: 0 S: 3	H: 0 LOB: 0 BB: 0 P: 3	R: 0 E: 0 K: 0 S: 3	H: 0 LOB: 0 BB: 0 P: 3	R: 0 E: 0 K: 0 S: 3	H: 1 LOB: 0 BB: 0 P: 3	R: 1 E: 0 K: 0 S: 3	H: 2 LOB: 2 BB: 1 P: 7	1B: 5 2B: 3 3B: 0 HR: 0	SF: 0 SAC: 1 DP: 0 HBP: 0	WP: 0 PB: 1 SB: 0 CS: 2	PA: 35												
PITCHER	IP WLS BF H R ER SO BB IBB HBP BLK WP HR S P ERA WHIP																															
Dick Kelley, L (1, 1) ERA: 5.12	2.1	12	4	3	3	1	0	0	0	0	0	0	6	6	0.00	0.000																
Jay Ritchie, R (3, 1) ERA: 1.13	1.2	4	0	0	0	1	0	0	0	0	0	0	6	6	0.00	0.000																
Clay Carroll, R (5, 1) ERA: 5.51	3.0	10	1	0	0	0	0	0	0	0	0	0	10	10	0.00	0.333																
Phil Niekro, R (8, 1) ERA: 1.48	1.1	L 8	3	1	0	0	0	1	0	0	0	0	6	10	0.00	2.250																


AB 32
R 3
H 7
RBI 3
BB 3
SO 7
LOB 9



AB 30
R 4
H 8
RBI 3
BB 3
SO 2
LOB 7



Batter	1	2	3	4	5	6	7	8	9	AB R H RBI BB SO LOB	TOP											
Denis Menke, R (1, 6) OBP: 0.264, SLG: 0.245	0-0 1B		0-0 6-3		0-0 5-3		0-3 K		0-0 F9	5 0 1 0 0 1 1	Atlanta Braves @ Philadelphia Phillies Connie Mack Stadium, Philadelphia, PA Wed May 10, 1967, 7:05 PM EDT Att: 9,252 - Unknown AB 37 R 7 H 12 RBI 7 BB 2 SO 5 LOB 11 											
Felipe Alou, R (1, 3) OBP: 0.359, SLG: 0.510	0-0 F9		0-0 HR		0-0 3B		0-0 6-3		0-0 2B	5 1 3 1 0 0 1												
Hank Aaron, R (1, 9) OBP: 0.382, SLG: 0.596	0-0 P6		0-0 HR		0-0 F7		0-0 F8		0-0 P6	5 1 1 2 0 0 2												
Joe Torre, R (1, 2) OBP: 0.344, SLG: 0.602	0-0 4-3		0-0 F3			0-0 HR				4 2 2 2 0 0 1												
Rico Carty, R (1, 7) OBP: 0.389, SLG: 0.469		0-0 6-3		0-0 HR		0-0 6-3		4-0 BB		3 1 1 0 1 0 0												
Mack Jones, L (1, 8) OBP: 0.272, SLG: 0.342		0-0 1B		0-0 HR		0-0 1B		0-0 G3-6		4 1 3 2 0 0 1												
Clete Boyer, R (1, 5) OBP: 0.257, SLG: 0.375		0-0 F2		0-3 K		0-0 F7		0-0 L7		4 0 0 0 0 1 2												
Felix Millan, R (1, 4) OBP: 0.288, SLG: 0.292		0-0 4-3		0-0 4-3					0-0 P4	3 0 0 0 1 0 1												
Wade Blasingame, L (1, 1) Phil Niekro, R (6, 1) OBP: 0.400, SLG: 0.500			0-3 K		0-3 K		0-3 K		0-0 2B	3 0 0 0 0 3 2 1 1 1 0 0 0 0												
Inning Stats	R: 0 E: 0 K: 0 S: 4	H: 1 LOB: 1 BB: 0 P: 4	R: 0 E: 0 K: 0 S: 4	H: 1 LOB: 1 BB: 0 P: 4	R: 2 E: 0 K: 1 S: 7	H: 2 LOB: 0 BB: 0 P: 7	R: 2 E: 0 K: 2 S: 9	H: 2 LOB: 0 BB: 0 P: 9	R: 0 E: 0 K: 0 S: 3	H: 1 LOB: 0 BB: 0 P: 3	R: 1 E: 0 K: 1 S: 7	H: 2 LOB: 2 BB: 1 P: 11	R: 0 E: 0 K: 1 S: 5	H: 0 LOB: 0 BB: 0 P: 5	R: 1 E: 0 K: 0 S: 3	H: 1 LOB: 1 BB: 0 P: 7	R: 1 E: 0 K: 0 S: 5	H: 2 LOB: 1 BB: 0 P: 5	1B: 3 2B: 4 3B: 1 HR: 4	SF: 0 SAC: 0 DP: 1 HBP: 0	WP: 0 PB: 0 SB: 1 CS: 0	PA: 39
PITCHER	IP WLS BF H R ER SO BB IBB HBP BLK WP HR S P ERA WHIP											IP WLS BF H R ER SO BB IBB HBP BLK WP HR S P ERA WHIP										
Larry Jackson, R (1, 1) ERA: 3.74	5.2 L 25 9 5 5 3 0 0 0 0 0 0 3 31 3 7 7.94 1.588																					
Grant Jackson, L (6, 1) ERA: 2.3	0.1 2 0 0 0 1 0 1 0 0 0 0 0 3 7 0.00 0.000																					
Rick Wise, R (7, 1) ERA: 4.76	1.0 3 0 0 0 1 0 0 0 0 0 0 0 5 5 0.00 0.000																					
Pedro Ramos, R (8, 1) ERA: 6.75	2.0 9 3 2 2 0 1 0 0 0 0 0 1 8 12 9.00 2.000																					

Batter	1	2	3	4	5	6	7	8	9	AB R H RBI BB SO LOB	BOTTOM											
Tony Taylor, R (1, 3) OBP: 0.354, SLG: 0.393	0-0 1B		0-3 K			0-0 L9		0-3 K		4 1 1 0 0 2 3	Atlanta Braves @ Philadelphia Phillies Connie Mack Stadium, Philadelphia, PA Wed May 10, 1967, 7:05 PM EDT Att: 9,252 - Unknown AB 30 R 2 H 6 RBI 2 BB 4 SO 7 LOB 13 											
Gary Sutherland, R (1, 7) OBP: 0.429, SLG: 0.556	0-0 1B		0-0 G6-4-3			0-0 BB		0-0 G3		4 0 2 1 0 0 2												
Dick Allen, R (1, 5) OBP: 0.440, SLG: 0.585	0-0 1B				0-0 F9		0-3 K		0-0 2B	4 0 1 0 0 1 3												
Don Lock, R (1, 8) OBP: 0.405, SLG: 0.541	0-3 K				0-0 F7		4-0 BB		0-0 5-3	3 0 0 0 1 1 1												
Cookie Rojas, R (1, 4) OBP: 0.274, SLG: 0.257		0-3 K			0-0 5-3		4-0 BB		0-0 F8	3 0 0 1 1 1 0												
Johnny Callison, L (1, 9) OBP: 0.371, SLG: 0.410		4-0 BB				0-0 P4		0-0 4-3		3 0 0 0 1 1 3												
Bobby Wine, R (1, 6) OBP: 0.092, SLG: 0.104					0-3 K				0-0 P5	2 0 0 0 0 1 1												
John Briggs, L (7, PH) OBP: 0.282, SLG: 0.403										2 0 0 0 0 0 0												
Clay Dalrymple, L (1, 2) OBP: 0.238, SLG: 0.218			4-0 1B		0-0 4-3			0-0 L9		2 0 0 0 1 0 0												
Larry Jackson, R (11, 1) Grant Jackson, S (6, 1) Jackie Brandt, R (7, PH) Rick Wise, R (7, 1) Bill White, L (7, PH) Pedro Ramos, S (8, 1)			0-0 1B			0-0 BB		0-0 4-3		1 0 1 0 0 0 0 0 0 0 0 0 0 0 1 1 1 0 0 0 0 0 0 0 0 0 0 0 1 0 0 0 0 0 0 0 0 0 0 0 0 0												
Inning Stats	R: 1 E: 0 K: 1 S: 6	H: 2 LOB: 0 BB: 0 P: 6	R: 0 E: 0 K: 1 S: 4	H: 0 LOB: 0 BB: 1 P: 8	R: 0 E: 0 K: 1 S: 5	H: 1 LOB: 1 BB: 1 P: 9	R: 0 E: 0 K: 0 S: 3	H: 0 LOB: 0 BB: 0 P: 3	R: 0 E: 0 K: 1 S: 5	H: 0 LOB: 0 BB: 0 P: 5	R: 1 E: 0 K: 1 S: 7	H: 2 LOB: 3 BB: 2 P: 15	R: 0 E: 0 K: 0 S: 3	H: 0 LOB: 0 BB: 0 P: 3	R: 0 E: 0 K: 1 S: 6	H: 1 LOB: 1 BB: 0 P: 6	R: 0 E: 0 K: 1 S: 5	H: 0 LOB: 0 BB: 0 P: 5	1B: 4 2B: 2 3B: 0 HR: 0	SF: 0 SAC: 0 DP: 3 HBP: 0	WP: 0 PB: 0 SB: 0 CS: 0	PA: 34
PITCHER	IP WLS BF H R ER SO BB IBB HBP BLK WP HR S P ERA WHIP											IP WLS BF H R ER SO BB IBB HBP BLK WP HR S P ERA WHIP										
Wade Blasingame, L (1, 1) ERA: 5.14	5.2 W 23 5 2 2 5 4 0 0 0 0 0 0 29 45 3.18 1.588																					
Phil Niekro, R (6, 1) ERA: 1.3	3.1 S 11 1 0 0 2 0 0 0 0 0 0 0 15 15 0.00 0.300																					

Batter	1	2	3	4	5	6	7	8	9	AB	R	H	RBI	BB	SO	LOB	TOP
Denis Menke, R (1, 6) OBP: 0.278, SLG: 0.255	0-0 E 5-3 1B		0-0 6-3			0-0 L1		0-0 F9		4	1	1	0	0	0	0	
Felipe Alou, R (1, 3) OBP: 0.339, SLG: 0.495	0-0 5-3 1-2		0-0 6-3			0-0 5-3		0-0 6-3		4	0	0	0	0	0	1	
Hank Aaron, R (1, 9) OBP: 0.378, SLG: 0.592	0-0 E6 2H 2B			0-0 6-3		0-0 6-3			0-0 F9	4	0	1	1	0	0	0	
Joe Torre, R (1, 2) OBP: 0.353, SLG: 0.578	0-0 F7			0-0 F3			0-0 FC6-4 1B		0-0 5-3	4	0	1	0	0	0	1	
Rico Carty, R (1, 7) OBP: 0.404, SLG: 0.466	0-0 6-3			4-0 BB		0-0 FC6-4 1B			0-0 1B	3	0	1	0	1	0	2	
Mack Jones, L (1, 8) OBP: 0.258, SLG: 0.333		0-0 4-3		0-3 K		0-3 K			0-0 F9	4	0	0	0	0	2	3	
Clete Boyer, R (1, 5) OBP: 0.272, SLG: 0.368		0-0 F4			4-0 BB		0-0 F8			2	0	0	0	1	0	1	
Felix Millan, R (1, 4) OBP: 0.254, SLG: 0.255		0-0 5-3			0-0 G6-4-3			0-0 F8		3	0	0	0	0	0	1	
Pat Jarvis, R (1, 1) Ramon Hernandez, S (7, 1) Clay Carroll, R (7, 1) Miguel de la Hoz, R (8, PH) Jay Ritchie, R (8, 1)			0-3 K		0-0 F9			0-0 HR		2	0	0	0	0	1	0	
Inning Stats	R: 1 E: 1 K: 0 S: 5	H: 2 LOB: 1 BB: 0 P: 5	R: 0 E: 0 K: 0 S: 3	H: 0 LOB: 0 BB: 0 P: 3	R: 0 E: 0 K: 1 S: 5	H: 0 LOB: 1 BB: 1 P: 9	R: 0 E: 0 K: 0 S: 2	H: 0 LOB: 0 BB: 1 P: 6	R: 0 E: 0 K: 0 S: 3	H: 1 LOB: 1 BB: 0 P: 6	R: 1 E: 0 K: 0 S: 4	H: 1 LOB: 0 BB: 0 P: 4	R: 0 E: 0 K: 0 S: 4	H: 1 LOB: 1 BB: 0 P: 4	1B: 3 2B: 1 3B: 0 HR: 1	SF: 0 SAC: 0 DP: 1 HBP: 0	WP: 0 PA: 33
PITCHER	IP WLS BF H R ER SO BB IBB HBP BLK WP HR S P ERA WHIP																
Billy O'Dell, L (1, 1) ERA: 3.16	7.1 W 27 4 2 2 3 2 0 0 0 0 1 31 39 2.46 0.818																
Roy Face, R (8, 1) ERA:	1.2 S 6 1 0 0 0 0 0 0 0 0 0 0 6 6 0.00 0.600																

Atlanta Braves @ Pittsburgh Pirates
Forbes Field, Pittsburgh, PA
Fri May 12 1967, 7:05 PM EDT
Att: 12,920 - Unknown

AB 31
R 2
H 5
RBI 2
BB 2
SO 3
LOB 9



Batter	1	2	3	4	5	6	7	8	9	AB	R	H	RBI	BB	SO	LOB	BOTTOM		
Matty Alou, L (1, 8) OBP: 0.398, SLG: 0.410	0-0 E 1B 1B		0-0 HR		0-0 F7		0-0 1B 1B	0-0 6-3		5	2	3	1	0	0	0			
Maury Wills, S (1, 5) OBP: 0.368, SLG: 0.390	0-0 1-2 1B		0-0 5-3		0-0 1B		0-0 F2			4	0	2	0	0	0	1			
Roberto Clemente, R (1, 9) OBP: 0.429, SLG: 0.471	0-0 L4 1-2 2-3		0-0 HR		0-0 F9		0-0 1B E 1B			4	2	2	1	0	0	3			
Willie Stargell, L (1, 7) OBP: 0.313, SLG: 0.371	4-0 G6-4-3 1B		4-0 HR		0-0 F5		0-0 E7 1B WP 1B			1	0	0	0	2	0	1			
Manny Mota, R (7, PH) OBP: 0.231, SLG: 0.297										1	1	1	1	0	0	0			
Bill Mazerowski, R (1, 4) OBP: 0.320, SLG: 0.404	0-0 G6-4-3 1-2		0-0 F9		0-0 F8		0-0 2-3 1B			4	0	1	1	0	0	4			
Donn Clendenen, R (1, 3) OBP: 0.274, SLG: 0.337		0-0 G1-4-3 1B		0-0 F4		0-3 K	0-0 2-3			4	0	1	0	0	1	1			
Gene Alley, R (1, 6) OBP: 0.411, SLG: 0.558		0-0 F9		0-0 FC5-4 1B		0-0 1B	0-0 6-3			4	0	2	0	0	0	2			
Jerry May, R (1, 2) OBP: 0.367, SLG: 0.409		0-0 G1-4-3 1-2		0-0 FC5-4 FC4-6		4-0 1-2 BB	0-0 5-3			3	0	0	0	1	0	2			
Billy O'Dell, S (1, 1) Roy Face, R (8, 1)			0-3 K		0-0 FC4-6		0-0 4-3			3	0	0	0	0	1	3			
Inning Stats	R: 0 E: 1 K: 0 S: 4	H: 2 LOB: 2 BB: 1 P: 8	R: 0 E: 0 K: 0 S: 3	H: 1 LOB: 0 BB: 0 P: 3	R: 2 E: 0 K: 1 S: 7	H: 2 LOB: 1 BB: 1 P: 11	R: 0 E: 0 K: 0 S: 4	H: 1 LOB: 1 BB: 0 P: 4	R: 0 E: 0 K: 0 S: 4	H: 1 LOB: 2 BB: 1 P: 4	R: 0 E: 0 K: 1 S: 6	H: 1 LOB: 1 BB: 1 P: 10	R: 3 E: 1 K: 0 S: 7	H: 4 LOB: 1 BB: 0 P: 7	R: 0 E: 0 K: 0 S: 3	H: 0 LOB: 0 BB: 0 P: 3	1B: 10 2B: 0 3B: 0 HR: 2	SF: 0 SAC: 0 DP: 2 HBP: 0	WP: 1 PA: 37
PITCHER	IP WLS BF H R ER SO BB IBB HBP BLK WP HR S P ERA WHIP																		
Pat Jarvis, R (1, 1) ERA: 5.4	6.1 L 30 10 4 4 2 2 1 0 0 0 0 0 1 1 5.68 1.895																		
Ramon Hernandez, L (7, 1) ERA: 11.97	0.0 1 1 0 0 0 0 0 0 0 0 0 0 1 1 13.50 1.500																		
Clay Carroll, R (7, 1) ERA: 5.29	0.2 3 1 1 1 0 0 0 0 0 0 1 0 3 3 0.00 0.000																		
Jay Ritchie, R (8, 1) ERA: 1.0	1.0 3 0 0 0 0 0 0 0 0 0 0 0 3 3 0.00 0.000																		

Atlanta Braves @ Pittsburgh Pirates
Forbes Field, Pittsburgh, PA
Fri May 12 1967, 7:05 PM EDT
Att: 12,920 - Unknown

AB 34
R 5
H 12
RBI 4
BB 3
SO 2
LOB 17




Batter	1	2	3	4	5	6	7	8	9	AB	R	H	RBI	BB	SO	LOB	TOP										
Bud Harrelson, S OBP: 0.315, SLG: 0.308 (1, 6)										4	0	1	0	1	0	6	New York Mets @ Atlanta Braves Atlanta Stadium, Atlanta, GA Wed May 17 1967, 7:05 PM EDT Att: 7,715 - Unknown										
Al Luplow, L OBP: 0.256, SLG: 0.311 (1, 8)										4	1	1	0	1	0	3											
Ed Charles, R OBP: 0.359, SLG: 0.250 (1, 5)										4	0	0	0	0	1	1											
Tommy Davis, R OBP: 0.337, SLG: 0.480 (1, 7)										5	0	3	1	0	0	1											
Ed Kranepool, L OBP: 0.417, SLG: 0.569 (1, 3)										4	0	1	0	1	1	2											
Jerry Buchek, R OBP: 0.328, SLG: 0.516 (1, 4)										4	0	0	0	0	2	4											
Ron Swoboda, R OBP: 0.321, SLG: 0.420 (1, 9)										3	2	2	0	1	0	1											
John Sullivan, L OBP: 0.280, SLG: 0.217 (1, 2)										3	0	1	0	1	0	2											
Tom Seaver, R OBP: 0.526, SLG: 0.533 (1, 1)										3	0	3	2	1	0	0											
Inning Stats	R: 0 E: 0 K: 0 S: 4	H: 1 LOB: 1 BB: 0 P: 4	R: 0 E: 0 K: 0 S: 5	H: 2 LOB: 3 BB: 1 P: 9	R: 0 E: 0 K: 0 S: 3	H: 0 LOB: 0 BB: 0 P: 3	R: 1 E: 0 K: 1 S: 8	H: 3 LOB: 2 BB: 0 P: 8	R: 1 E: 0 K: 0 S: 3	H: 1 LOB: 1 BB: 2 P: 11	R: 0 E: 0 K: 2 S: 8	H: 1 LOB: 1 BB: 0 P: 8	R: 0 E: 0 K: 0 S: 3	H: 1 LOB: 2 BB: 2 P: 11	R: 0 E: 0 K: 1 S: 5	H: 1 LOB: 0 BB: 0 P: 5	1B: 9 2B: 4 3B: 0 HR: 0	SF: 0 SAC: 1 DP: 3 HBP: 0	WP: 0 PB: 1 CS: 1	PA: 41							
PITCHER	IP	WLS	BF	H	R	ER	SO	BB	IBB	HBP	BLK	WP	HR	S	P	ERA	WHIP										
Bob Bruce, R ERA: 3.45 (1, 1)	5.1		27	8	3	3	1	2	2	0	0	0	0	25	41	5.06	1.875										
Ramon Hernandez, L ERA: 9.0 (6, 1)	1.2		6	2	0	0	2	0	0	0	0	0	0	10	10	0.00	1.200										
Phil Niekro, R ERA: 1.41 (8, 1)	2.0	W	8	2	0	0	1	2	0	0	0	0	0	8	16	0.00	2.000										


AB	34
R	3
H	12
RBI	3
BB	6
SO	4
LOB	20




Batter	1	2	3	4	5	6	7	8	9	AB	R	H	RBI	BB	SO	LOB	BOTTOM										
Gary Geiger, L OBP: 0.346, SLG: 0.211 (1, 8)										4	0	0	0	0	3	2	New York Mets @ Atlanta Braves Atlanta Stadium, Atlanta, GA Wed May 17 1967, 7:05 PM EDT Att: 7,715 - Unknown										
Phil Niekro, R OBP: 0.400, SLG: 0.500 (8, 1)										0	0	0	0	0	0	0											
Felipe Alou, R OBP: 0.364, SLG: 0.528 (1, 3)										4	1	2	0	0	0	1											
Hank Aaron, R OBP: 0.375, SLG: 0.609 (1, 9)										4	1	1	2	0	1	1											
Rico Carty, R OBP: 0.405, SLG: 0.441 (1, 7)										3	0	0	0	1	1	0											
Joe Torre, R OBP: 0.354, SLG: 0.606 (1, 2)										3	1	1	1	1	1	1											
Clete Boyer, R OBP: 0.276, SLG: 0.396 (1, 5)										3	0	0	0	0	0	2											
Denis Menke, R OBP: 0.305, SLG: 0.277 (1, 6)										3	1	1	1	0	0	1											
Woody Woodward, R OBP: 0.175, SLG: 0.154 (1, 4)										3	0	2	0	0	0	0											
Bob Bruce, R OBP: 0.182, SLG: 0.100 (1, 1)										2	0	0	0	0	0	1											
Ramon Hernandez, S (6, 1)										0	0	0	0	0	0	0											
Mack Jones, L OBP: 0.265, SLG: 0.326 (7, PH) (8, 8)										1	0	0	0	0	0	1											
Inning Stats	R: 0 E: 0 K: 1 S: 5	H: 1 LOB: 0 BB: 0 P: 5	R: 0 E: 0 K: 0 S: 3	H: 0 LOB: 1 BB: 1 P: 7	R: 0 E: 0 K: 1 S: 6	H: 1 LOB: 0 BB: 0 P: 6	R: 0 E: 0 K: 2 S: 7	H: 0 LOB: 0 BB: 0 P: 7	R: 1 E: 0 K: 0 S: 4	H: 1 LOB: 0 BB: 0 P: 4	R: 2 E: 0 K: 1 S: 7	H: 2 LOB: 1 BB: 1 P: 11	R: 0 E: 0 K: 1 S: 6	H: 1 LOB: 1 BB: 0 P: 6	R: 0 E: 0 K: 0 S: 3	H: 0 LOB: 0 BB: 0 P: 3	R: 1 E: 0 K: 0 S: 1	H: 1 LOB: 0 BB: 0 P: 1	1B: 4 2B: 0 3B: 0 HR: 3	SF: 0 SAC: 0 DP: 1 HBP: 0	WP: 0 PB: 0 CS: 0	PA: 32					
PITCHER	IP	WLS	BF	H	R	ER	SO	BB	IBB	HBP	BLK	WP	HR	S	P	ERA	WHIP										
Tom Seaver, R ERA: 2.59 (1, 1)	8.0	L	32	7	4	4	6	2	0	0	0	0	3	42	50	4.50	1.125										



Batter	1	2	3	4	5	6	7	8	9	AB	R	H	RBI	BB	SO	LOB	TOP					
Matty Alou, L OBP: 0.363, SLG: 0.379 (1, 8)	FC3-6 BB 1B	FC6-4		G3		F8		5-3		5	1	1	0	0	0	5	Pittsburgh Pirates @ Atlanta Braves Atlanta Stadium, Atlanta, GA Thu May 18 1967, 7:05 PM EDT Att: 14,092 - Unknown					
Maury Wills, S OBP: 0.351, SLG: 0.402 (1, 5)	P5		G5-3 1B BB	5-3		2B 1B		3B		4	0	2	1	1	0	3						
Roberto Clemente, R OBP: 0.456, SLG: 0.616 (1, 9)	FC3-6 BB		1-2 1B		1-3	2B		F7		4	0	2	1	1	0	1						
Willie Stargell, L OBP: 0.306, SLG: 0.348 (1, 7)	FC3-6 PB 1B		K		1B			1-3		5	0	2	0	0	1	4						
Bill Mazerowski, R OBP: 0.346, SLG: 0.452 (1, 4)	PB 1B		G5-3		1-3 1B		1-3			5	1	3	2	0	0	3						
Donn Clendenen, R OBP: 0.287, SLG: 0.395 (1, 3)	K				G4-6-3 1B		1-3		HR	5	1	1	1	0	1	5						
Gene Alley, R OBP: 0.407, SLG: 0.538 (1, 6)		F7			HR					3	1	2	0	1	0	0						
Jerry May, R OBP: 0.389, SLG: 0.449 (1, 2)					2B 1B	SH1-4 1B		IBB		5	1	3	0	0	0	3						
Billy O'Dell, S OBP: 0.214, SLG: 0.154 Roy Face, R (8, 1)	K			1-3		SH1-4		3-1		3	0	0	0	0	1	3						
Inning Stats	R: 1 E: 0 K: 1 S: 7	H: 2 LOB: 2 BB: 1 P: 11	R: 0 E: 0 K: 1 S: 6	H: 1 LOB: 1 BB: 0 P: 6	R: 0 E: 0 K: 1 S: 5	H: 1 LOB: 1 BB: 1 P: 9	R: 1 E: 0 K: 0 S: 6	H: 3 LOB: 2 BB: 0 P: 6	R: 0 E: 0 K: 0 S: 4	H: 2 LOB: 0 BB: 0 P: 4	R: 2 E: 0 K: 0 S: 6	H: 4 LOB: 2 BB: 1 P: 6	R: 0 E: 0 K: 0 S: 4	H: 1 LOB: 2 BB: 1 P: 8	R: 0 E: 0 K: 0 S: 4	H: 1 LOB: 1 BB: 0 P: 4		R: 1 E: 0 K: 0 S: 4	H: 1 LOB: 1 BB: 0 P: 5	1B: 10 2B: 3 3B: 1 HR: 2	SF: 0 SAC: 1 DP: 2 HBP: 1	WP: 0 PB: 1 SB: 0 CS: 0
PITCHER	IP WLS BF H R ER SO BB IBB HBP BLK WP HR S P ERA WHIP	IP WLS BF H R ER SO BB IBB HBP BLK WP HR S P ERA WHIP	PITCHER IP WLS BF H R ER SO BB IBB HBP BLK WP HR S P ERA WHIP																			
Pat Jarvis, R ERA: 5.47 (1, 1)	3.0	17	7	2	2	3	2	0	0	0	0	0	0	0	1	21	29	6.00	3.000			
Clay Carroll, R ERA: 5.87 (4, 1)	4.0	L	18	7	2	2	0	0	1	0	0	0	0	0	0	17	21	4.50	1.750			
Phil Niekro, R ERA: 1.59 (8, 1)	2.0	S	9	2	1	1	0	0	0	1	0	0	0	0	1	8	9	4.50	1.000			
Batter	1	2	3	4	5	6	7	8	9	AB	R	H	RBI	BB	SO	LOB	BOTTOM					
Woody Woodward, R OBP: 0.205, SLG: 0.186 (1, 4)	G4-3 1B	FC			SH3-1		FC6 1B		G5-4-3	4	0	2	0	0	0	4	Pittsburgh Pirates @ Atlanta Braves Atlanta Stadium, Atlanta, GA Thu May 18 1967, 7:05 PM EDT Att: 14,092 - Unknown					
Felipe Alou, R OBP: 0.353, SLG: 0.512 (1, 8)	K		6-3		6-3		FC6			4	0	0	0	0	1	3						
Hank Aaron, R OBP: 0.379, SLG: 0.610 (1, 9)	G4-3		F9		BB			1B 2B		3	1	1	0	1	0	1						
Joe Torre, R OBP: 0.359, SLG: 0.612 Marty Martinez, S (8, PR)		F9 1B 2B	5-3		K			1B		4	1	2	1	0	1	2						
Mack Jones, L OBP: 0.265, SLG: 0.326 (9, 8)								1B		0	0	0	0	0	0	0						
Rico Carty, R OBP: 0.408, SLG: 0.433 (1, 7)		1B F9 HBP		F9		G5-4-3 BB		F8		2	0	0	0	1	0	1						
Gene Oliver, R OBP: 0.320, SLG: 0.565 (1, 2)		F9			HR	G5-4-3		K		4	1	1	1	0	1	4						
Clete Boyer, R OBP: 0.277, SLG: 0.383 (1, 5)		1B IBB		F9		F9		K		3	0	0	0	1	1	1						
Denis Menke, R OBP: 0.304, SLG: 0.276 (1, 6)		1B FC		6-3				K		4	0	1	1	0	1	0						
Pat Jarvis, R (1, 1)					4-0					1	0	0	0	0	1	3						
Clay Carroll, R (4, 1)										0	0	0	0	1	0	0						
Miguel de la Hoz, R OBP: 0.280, SLG: 0.375 (7, PH)										1	0	0	0	0	0	0						
Phil Niekro, R OBP: 0.400, SLG: 0.500 Gary Calger, L OBP: 0.375, SLG: 0.211 (9, PH)					SH3-1 BB					0	0	0	0	0	0	0						
Inning Stats	R: 0 E: 0 K: 1 S: 5	H: 1 LOB: 0 BB: 0 P: 5	R: 1 E: 0 K: 1 S: 7	H: 2 LOB: 3 BB: 1 P: 12	R: 0 E: 0 K: 0 S: 3	H: 0 LOB: 0 BB: 0 P: 3	R: 1 E: 0 K: 0 S: 4	H: 1 LOB: 0 BB: 0 P: 4	R: 0 E: 0 K: 0 S: 5	H: 0 LOB: 2 BB: 2 P: 13	R: 0 E: 0 K: 0 S: 2	H: 0 LOB: 0 BB: 1 P: 6	R: 0 E: 0 K: 2 S: 9	H: 1 LOB: 1 BB: 0 P: 4	R: 1 E: 0 K: 1 S: 9	H: 2 LOB: 0 BB: 0 P: 9	R: 0 E: 0 K: 1 S: 4	H: 0 LOB: 0 BB: 1 P: 8	1B: 4 2B: 2 3B: 0 HR: 1	SF: 0 SAC: 1 DP: 3 HBP: 1	WP: 0 PB: 0 SB: 0 CS: 0	PA: 37
PITCHER	IP WLS BF H R ER SO BB IBB HBP BLK WP HR S P ERA WHIP	IP WLS BF H R ER SO BB IBB HBP BLK WP HR S P ERA WHIP	PITCHER IP WLS BF H R ER SO BB IBB HBP BLK WP HR S P ERA WHIP																			
Billy O'Dell, L ERA: 3.31 (1, 1)	7.0	31	7	3	3	3	3	1	0	0	0	0	0	0	0	11	15	0.00	0.500			
Roy Face, R ERA: (8, 1)	2.0	S	6	0	0	0	3	1	0	0	0	0	0	0	0	11	15	0.00	0.500			

Batter	1	2	3	4	5	6	7	8	9	AB	R	H	RBI	BB	SO	LOB	TOP																		
Maury Wills, S (1, 5) OBP: 0.336, SLG: 0.384											0	0	0	0	0	0	0	Pittsburgh Pirates @ Atlanta Braves Atlanta Stadium, Atlanta, GA Sat May 20 1967, 3:33 AM EDT Att: 33,883 - Unknown livebaseballscorecards.com																	
Manny Mota, R (1, 8) OBP: 0.241, SLG: 0.308											0	0	0	0	0	0	0																		
Gene Alley, R (1, 6) OBP: 0.393, SLG: 0.518											0	0	0	0	0	0	0																		
Roberto Clemente, R (1, 9) OBP: 0.465, SLG: 0.623											0	0	0	0	0	0	0																		
Bill Mazeroski, R (1, 4) OBP: 0.344, SLG: 0.445											0	0	0	0	0	0	0																		
Donn Clendenen, R (1, 3) OBP: 0.286, SLG: 0.390											0	0	0	0	0	0	0																		
Jose Pagan, R (1, 7) OBP: 0.345, SLG: 0.393											0	0	0	0	0	0	0																		
Jerry May, R (1, 2) OBP: 0.397, SLG: 0.431											0	0	0	0	0	0	0																		
Bob Veale, S (1, 1) OBP: 0.059, SLG: 0.059											0	0	0	0	0	0	0																		
Inning Stats											1B: 0	SF: 0	WP: 0	PA: 0	2B: 0	SAC: 0	FB: 0		3B: 0	DP: 0	SB: 0	CS: 0	HR: 0	HBP: 0											
PITCHER Dick Kelley, L (1, 1) ERA: 4.62	IP	WLS	BF	H	R	ER	SO	BB	IBB	HBP	BLK	WP	HR	S	P	ERA	WHIP																		
																		PITCHER	IP	WLS	BF	H	R	ER	SO	BB	IBB	HBP	BLK	WP	HR	S	P	ERA	WHIP

Batter	1	2	3	4	5	6	7	8	9	AB	R	H	RBI	BB	SO	LOB	BOTTOM																		
Woody Woodward, R (1, 4) OBP: 0.188, SLG: 0.170											0	0	0	0	0	0	0	Pittsburgh Pirates @ Atlanta Braves Atlanta Stadium, Atlanta, GA Sat May 20 1967, 3:33 AM EDT Att: 33,883 - Unknown livebaseballscorecards.com																	
Felipe Alou, R (1, 8) OBP: 0.358, SLG: 0.508											0	0	0	0	0	0	0																		
Hank Aaron, R (1, 9) OBP: 0.368, SLG: 0.590											0	0	0	0	0	0	0																		
Joe Torre, R (1, 3) OBP: 0.364, SLG: 0.604											0	0	0	0	0	0	0																		
Rico Carty, R (1, 7) OBP: 0.403, SLG: 0.435											0	0	0	0	0	0	0																		
Gene Oliver, R (1, 2) OBP: 0.320, SLG: 0.565											0	0	0	0	0	0	0																		
Clete Boyer, R (1, 5) OBP: 0.276, SLG: 0.378											0	0	0	0	0	0	0																		
Marty Martinez, S (1, 6) OBP: 0.400, SLG: 0.400											0	0	0	0	0	0	0																		
Dick Kelley, R (1, 1) OBP: 0.286, SLG: 0.333											0	0	0	0	0	0	0																		
Inning Stats											1B: 0	SF: 0	WP: 0	PA: 0	2B: 0	SAC: 0	FB: 0		3B: 0	DP: 0	SB: 0	CS: 0	HR: 0	HBP: 0											
PITCHER Bob Veale, L (1, 1) ERA: 2.76	IP	WLS	BF	H	R	ER	SO	BB	IBB	HBP	BLK	WP	HR	S	P	ERA	WHIP																		
																		PITCHER	IP	WLS	BF	H	R	ER	SO	BB	IBB	HBP	BLK	WP	HR	S	P	ERA	WHIP

Batter	1	2	3	4	5	6	7	8	9	AB	R	H	RBI	BB	SO	LOB	TOP																		
Matty Alou, L OBP: 0.350, SLG: 0.364 (1, 8)	0-3 K		0-3 K		0-0 F3			0-0 F5		4	0	0	0	0	2	1	Pittsburgh Pirates @ Atlanta Braves Atlanta Stadium, Atlanta, GA Sun May 21 1967, 3:33 AM EDT Att: 23,221 - Unknown																		
Maury Wills, S OBP: 0.336, SLG: 0.380 Jose Pagan, R OBP: 0.333, SLG: 0.375 (1, 5) (8, 5)	0-0 6-3			0-0 1B		0-0 1B		0-3 K		4	1	2	0	0	1	0																			
Roberto Clemente, R OBP: 0.460, SLG: 0.636 (1, 9)	0-0 F9			0-0 E1 1B		0-0 F8 1-2		0-0 6-3		4	0	0	0	0	2																				
Willie Stargell, L OBP: 0.313, SLG: 0.385 (1, 7)		0-0 HR		0-0 FC6-4 1B		0-0 P4			0-0 1-3	4	1	2	2	0	0	1																			
Bill Mazerowski, R OBP: 0.326, SLG: 0.422 (1, 4)	0-0 6-3			0-0 F9		0-0 F7			0-0 6-3	4	0	0	0	0	2																				
Donn Clendenen, R OBP: 0.284, SLG: 0.381 (1, 3)	0-3 K			0-0 FC6-4 1-2					0-3 K	4	0	1	0	0	2	1																			
Gene Alley, R OBP: 0.380, SLG: 0.496 (1, 6)	0-0 F2				0-0 P1			0-0 G5-4-3 1-2		3	0	0	0	0	0	1																			
Jerry May, R OBP: 0.415, SLG: 0.439 (1, 2)			0-3 K		0-3 K					3	0	1	0	0	2	0																			
Juan Pizarro, L OBP: 0.344, SLG: 0.300 Steve Blass, R OBP: 0.297, SLG: 0.200 Andre Rodgers, R OBP: 0.285, SLG: 0.200 Al McBean, R OBP: 0.307, SLG: 0.276 George Springs, L OBP: 0.307, SLG: 0.276 Pete Mikkelsen, R OBP: 0.307, SLG: 0.276 (1, 1) (1, 1) (5, PH) (5, 1) (7, PH) (7, 1)			0-0 3-1		0-0 1B			0-0 G3		0	0	0	0	0	0	0																			
Inning Stats	R: 0 E: 0 K: 1 S: 5	H: 0 LOB: 0 BB: 0 P: 5	R: 1 E: 0 K: 1 S: 6	H: 1 LOB: 0 BB: 0 P: 6	R: 0 E: 0 K: 2 S: 7	H: 0 LOB: 0 BB: 0 P: 7	R: 1 E: 1 K: 0 S: 5	H: 2 LOB: 1 BB: 0 P: 5	R: 0 E: 0 K: 1 S: 6	H: 1 LOB: 1 BB: 0 P: 6	R: 0 E: 0 K: 0 S: 4	H: 1 LOB: 1 BB: 0 P: 4	R: 0 E: 0 K: 0 S: 4	H: 2 LOB: 1 BB: 0 P: 4	R: 0 E: 0 K: 1 S: 5	H: 0 LOB: 0 BB: 0 P: 5		R: 0 E: 0 K: 1 S: 5	H: 0 LOB: 0 BB: 0 P: 5	1B: 6 2B: 0 3B: 0 HR: 1	SF: 0 SAC: 0 DP: 1 HBP: 0	WP: 0 PB: 0 SB: 1 CS: 0	PA: 33												
PITCHER Ken Johnson, R ERA: 2.49 (1, 1)	IP 9.0	WLS W	BF 33	H 7	R 2	ER 1	SO 7	BB 0	IBB 0	HBP 0	BLK 0	WP 0	HR 1	S 47	P 47	ERA 1.00	WHIP 0.778	PITCHER	IP 9.0	WLS W	BF 33	H 7	R 2	ER 1	SO 7	BB 0	IBB 0	HBP 0	BLK 0	WP 0	HR 1	S 47	P 47	ERA 1.00	WHIP 0.778

AB	33
R	2
H	7
RBI	2
BB	0
SO	7
LOB	9



Batter	1	2	3	4	5	6	7	8	9	AB	R	H	RBI	BB	SO	LOB	BOTTOM																		
Woody Woodward, R OBP: 0.190, SLG: 0.193 (1, 4)	0-0 5-3	0-0 5-3		0-0 BB 1B	0-0 F8			0-3 K		5	0	1	0	0	1	1	Pittsburgh Pirates @ Atlanta Braves Atlanta Stadium, Atlanta, GA Sun May 21 1967, 3:33 AM EDT Att: 23,221 - Unknown																		
Felipe Alou, R OBP: 0.342, SLG: 0.478 (1, 8)	0-0 F8	0-0 E6 HR		0-0 F9		0-0 5-3		4-0 HR BB		4	2	0	0	1	0	1																			
Hank Aaron, R OBP: 0.400, SLG: 0.659 (1, 9)	0-0 1B BB	0-0 1B HR		4-0 1-2 BB		0-0 1B		0-0 1B HR		4	3	4	4	1	0	0																			
Joe Torre, R OBP: 0.369, SLG: 0.591 (1, 3)	0-0 BB 1B	0-0 1B		0-0 F8		0-0 G6-4-3 1B		0-0 F8		5	1	3	0	0	2																				
Rico Carty, R OBP: 0.387, SLG: 0.409 (1, 7)	4-0 BB IBB	0-0 F9		0-0 F9		0-0 G6-4-3 1-2			0-0 G6-4-3	3	0	0	0	1	0	5																			
Gene Oliver, R OBP: 0.333, SLG: 0.533 (1, 2)	4-0 BB 1-2 2-3 3-H		0-0 6-3		0-0 1B 2B			0-0 F5		3	1	1	1	1	0	0																			
Clete Boyer, R OBP: 0.292, SLG: 0.375 (1, 5)	4-0 BB 1-2 2-3 3-H		0-0 F8		0-0 5-3			0-0 5-3		3	0	0	1	1	0	1																			
Denis Menke, R OBP: 0.307, SLG: 0.281 (1, 6)	0-0 P4		0-0 1B		0-0 SH1-4 1B			0-0 5-3		4	0	2	1	0	0	3																			
Ken Johnson, R OBP: 0.133, SLG: 0.071 (1, 1)		0-0 F8	0-0 1-3		0-0 SH1-4 1-2			0-3 K		3	0	0	0	0	1	1																			
Inning Stats	R: 2 E: 0 K: 0 S: 5	H: 2 LOB: 3 BB: 3 P: 17	R: 2 E: 1 K: 0 S: 6	H: 2 LOB: 1 BB: 0 P: 6	R: 0 E: 0 K: 0 S: 4	H: 1 LOB: 1 BB: 0 P: 4	R: 0 E: 0 K: 0 S: 4	H: 1 LOB: 2 BB: 1 P: 8	R: 1 E: 0 K: 0 S: 5	H: 2 LOB: 1 BB: 0 P: 5	R: 0 E: 0 K: 0 S: 4	H: 2 LOB: 1 BB: 0 P: 4	R: 0 E: 0 K: 0 S: 3	H: 0 LOB: 0 BB: 0 P: 3	R: 2 E: 0 K: 2 S: 8	H: 1 LOB: 0 BB: 1 P: 12		R: 0 E: 0 K: 0 S: 8	H: 1 LOB: 0 BB: 1 P: 12	1B: 8 2B: 1 3B: 0 HR: 2	SF: 0 SAC: 1 DP: 1 HBP: 0	WP: 0 PB: 0 SB: 0 CS: 0	PA: 40												
PITCHER Juan Pizarro, L ERA: 4.09 Steve Blass, R ERA: 2.7 Al McBean, R ERA: 2.45 Pete Mikkelsen, R ERA: 3.63 (1, 1) (1, 1) (5, 1) (7, 1)	IP 0.2	WLS L	BF 7	H 2	R 2	ER 2	SO 2	BB 2	IBB 0	HBP 0	BLK 0	WP 0	HR 0	S 4	P 16	ERA 27.00	WHIP 6.000	PITCHER	IP 9.0	WLS W	BF 33	H 7	R 2	ER 1	SO 7	BB 0	IBB 0	HBP 0	BLK 0	WP 0	HR 1	S 47	P 47	ERA 1.00	WHIP 0.778



Batter	1	2	3	4	5	6	7	8	9	AB	R	H	RBI	BB	SO	LOB	TOP								
Lou Brock, L OBP: 0.359, SLG: 0.571 (1, 7)	0-3 K		0-0 2B 1B	0-0 FC4-6 1B		0-0 HR		0-3 K2-3		5	3	2	2	0	2	1									
Julian Javier, R OBP: 0.359, SLG: 0.440 Phil Gagliano, R OBP: 0.267, SLG: 0.316 (1, 4) (3, 4)	0-0 WP 1-3 1B		0-0 F7 1B 2B	0-0 1B		0-0 1B		0-0 L9	0-0 L9	2	1	2	2	0	0	0									
Curt Flood, R OBP: 0.369, SLG: 0.348 (1, 8)	0-0 1-3 1-2		0-0 F7 2-3	0-0 1-3		0-0 1B		0-0 1B	0-0 G4-6-3 1B	5	0	2	0	0	0	3									
Orlando Cepeda, R OBP: 0.460, SLG: 0.651 (1, 3)	4-0 2-3 IBB		0-0 BB 1B		0-0 F9	0-0 1-3		0-0 G4-6-3	0-0 G4-6-3	4	0	1	1	1	0	3									
Mike Shannon, R OBP: 0.344, SLG: 0.465 (1, 5)	0-3 K		0-3 K		0-0 3-1		0-3 K			4	0	0	0	0	3	3									
Tim McCarver, L OBP: 0.370, SLG: 0.480 (1, 2)		4-0 CS BB	4-0 1-2 BB		0-0 G3		0-0 G6-3 1B			2	0	1	0	2	0	0									
Roger Maris, L OBP: 0.360, SLG: 0.462 (1, 9)	0-3 K	0-3 K	0-0 P4			0-0 WP HR 1B		0-0 G6-3		4	1	1	0	0	1	4									
Dal Maxvill, R OBP: 0.306, SLG: 0.290 (1, 6)	0-0 F2			0-0 P4		0-3 K		0-0 F9		4	0	0	0	0	1	1									
Steve Carlton, L OBP: 0.364, SLG: 0.300 Nelson Briles, R Hal Woodeshick, R Alex Johnson, R Larry Jaster, L Ed Spiezio, R Ron Willis, R (1, 1) (2, 1) (4, 1) (6, PH) (8, 1) (8, PH) (8, 1)			4-0 1B BB	4-0 FC4-6 BB		0-3 K		0-0 F3		0	0	0	0	0	0	0									
Inning Stats	R: 0 E: 0 K: 2 S: 8	H: 1 LOB: 2 BB: 1 P: 12	R: 0 E: 0 K: 1 S: 4	H: 0 LOB: 0 BB: 1 P: 8	R: 3 E: 0 K: 1 S: 8	H: 3 LOB: 2 BB: 2 P: 16	R: 1 E: 0 K: 0 S: 4	H: 1 LOB: 1 BB: 1 P: 8	R: 0 E: 0 K: 0 S: 3	H: 0 LOB: 0 BB: 0 P: 3	R: 2 E: 0 K: 2 S: 11	H: 4 LOB: 2 BB: 0 P: 11	R: 0 E: 0 K: 1 S: 5	H: 1 LOB: 0 BB: 0 P: 5	R: 0 E: 0 K: 1 S: 5	H: 0 LOB: 0 BB: 0 P: 5	R: 0 E: 0 K: 0 S: 3	H: 1 LOB: 0 BB: 0 P: 3	1B: 9 2B: 2 3B: 0 HR: 1	SF: 0 SAC: 0 DP: 3 HBP: 0	WP: 2 PB: 0 SB: 1 CS: 1	PA: 40			
PITCHER	IP	WLS	BF	H	R	ER	SO	BB	IBB	HBP	BLK	WP	HR	S	P	ERA	WHIP	PITCHER							
Wade Blasingame, L ERA: 7.11 Pat Jarvis, R ERA: 5.27 Jay Ritchie, R ERA: 1.86 Ramon Hernandez, L ERA: 6.75 (1, 1) (3, 1) (4, 1) (7, 1)	2.0		11	3	3	3	3	2	1	0	0	1	0	14	26	13.50	2.500								

St. Louis Cardinals @ Atlanta Braves
Atlanta Stadium, Atlanta, GA
Tue May 23 1967, 7:05 PM EDT
Att: 8,032 - Unknown

AB 35
R 6
H 11
RBI 6
BB 5
SO 8
LOB 16



Batter	1	2	3	4	5	6	7	8	9	AB	R	H	RBI	BB	SO	LOB	BOTTOM								
Woody Woodward, R OBP: 0.222, SLG: 0.213 (1, 4)	0-0 1B E		4-0 BB	0-0 F9			0-0 5-3			4	1	2	1	1	0	2									
Felipe Alou, R OBP: 0.338, SLG: 0.469 (1, 8)	0-0 E5 1B	0-0 F8	0-0 FC5	0-0 L9			0-0 F8			5	0	1	0	0	0	7									
Hank Aaron, R OBP: 0.393, SLG: 0.642 (1, 9)	0-3 K	0-0 P6		0-0 1B 1B	0-0 L5		0-0 P6			5	1	1	0	0	1	3									
Joe Torre, R OBP: 0.363, SLG: 0.575 (1, 3)	0-3 K		0-0 6-3	0-0 1B 1B	0-0 F9		0-0 G1			5	1	1	0	0	1	1									
Rico Carty, R OBP: 0.387, SLG: 0.403 (1, 7)	0-0 L7		0-0 BB 2B 1B	0-0 F9	0-0 P4		4-0 FC6-4 BB			4	1	1	0	1	0	3									
Gene Oliver, R OBP: 0.388, SLG: 0.618 (1, 2)		0-0 HR	4-0 2B BLK BB	0-0 1B 1B	0-0 F9		0-0 FC6-4			4	3	2	2	1	0	1									
Clete Boyer, R OBP: 0.308, SLG: 0.398 (1, 5)		0-0 SH1-3 1B	0-0 BLK 2B	0-0 1B 1B	0-0 G3					4	2	3	2	0	0	0									
Denis Menke, R OBP: 0.307, SLG: 0.281 Marty Martinez, S OBP: 0.545, SLG: 0.444 (1, 6) (2, 6)	0-0 SH1-3		4-0 FC5 BLK IBB	0-0 E 1B	0-3 K					0	0	0	0	0	0	0									
Wade Blasingame, L OBP: 0.400, SLG: 0.250 Pat Jarvis, R Mack Jones, L Jay Ritchie, R Ramon Hernandez, S (1, 1) (3, 1) (3, PH) (4, 1) (7, 1)	4-0 1B	0-0 1B	0-3 K	0-0 E1		0-3 K				0	0	0	0	1	0	0									
Inning Stats	R: 1 E: 1 K: 2 S: 9	H: 2 LOB: 1 BB: 0 P: 9	R: 2 E: 0 K: 0 S: 6	H: 3 LOB: 2 BB: 1 P: 10	R: 2 E: 0 K: 1 S: 7	H: 2 LOB: 3 BB: 3 P: 19	R: 4 E: 1 K: 0 S: 9	H: 6 LOB: 2 BB: 0 P: 9	R: 0 E: 0 K: 0 S: 3	H: 0 LOB: 0 BB: 0 P: 3	R: 0 E: 0 K: 1 S: 5	H: 0 LOB: 0 BB: 0 P: 5	R: 0 E: 0 K: 1 S: 5	H: 0 LOB: 0 BB: 0 P: 5	R: 0 E: 0 K: 0 S: 3	H: 0 LOB: 1 BB: 1 P: 7	1B: 11 2B: 1 3B: 0 HR: 1	SF: 0 SAC: 1 DP: 0 HBP: 0	WP: 0 PB: 0 SB: 0 CS: 0	PA: 42					
PITCHER	IP	WLS	BF	H	R	ER	SO	BB	IBB	HBP	BLK	WP	HR	S	P	ERA	WHIP	PITCHER							
Steve Carlton, L ERA: 3.0 Nelson Briles, R ERA: 5.94 Hal Woodeshick, L ERA: 3.46 Larry Jaster, L ERA: 4.84 Ron Willis, R ERA: 2.83 (1, 1) (2, 1) (4, 1) (6, 1) (8, 1)	1.1	L	14	5	5	5	1	2	1	0	1	0	0	13	25	22.50	3.500								

St. Louis Cardinals @ Atlanta Braves
Atlanta Stadium, Atlanta, GA
Tue May 23 1967, 7:05 PM EDT
Att: 8,032 - Unknown

AB 36
R 9
H 13
RBI 6
BB 5
SO 5
LOB 19



Batter	1	2	3	4	5	6	7	8	9	AB	R	H	RBI	BB	SO	LOB	TOP			
Lou Brock, L OBP: 0.357, SLG: 0.563 (1, 7)	0-0 1-3		0-0 BB 1B		0-0 L8			0-0 1-4-3		4	0	1	0	0	0	0				
Phil Gagliano, R OBP: 0.291, SLG: 0.305 (1, 4)	0-0 P3		4-0 BB 1-2			4-0 G5-4-3 BB		0-0 F9		2	0	0	0	2	0	0				
Curt Flood, R OBP: 0.366, SLG: 0.341 (1, 8)	4-0 BB BB		0-0 P3			0-0 P4		0-0 P4		3	0	0	0	1	0	3				
Orlando Cepeda, R OBP: 0.454, SLG: 0.633 (1, 3)	4-0 1-2 BB		0-0 F9			0-0 G5-4-3 1-2		0-0 F8		3	0	0	0	1	0	3				
Ed Spiezio, R OBP: 0.235, SLG: 0.188 (1, 5)	0-3 K			0-0 F7				0-0 F7		3	0	0	0	0	1	2				
Tim McCarver, L OBP: 0.360, SLG: 0.465 (1, 2)		0-0 4-3		0-0 F9				0-0 L4		3	0	0	0	0	0	0				
Roger Maris, L OBP: 0.350, SLG: 0.447 (1, 9)		0-3 K		0-0 F7				0-0 P5		3	0	0	0	0	1	0				
Dal Maxvill, R OBP: 0.298, SLG: 0.282 (1, 6)		0-0 5-3			0-0 6-3			0-0 F9		3	0	0	0	0	0	0				
Bob Gibson, R OBP: 0.207, SLG: 0.115 (1, 1)			0-3 K		0-3 K			0-0 5-3		3	0	0	0	0	2	0				
Inning Stats	R: 0 E: 0 K: 1 S: 5	H: 0 LOB: 2 BB: 2 P: 13	R: 0 E: 0 K: 1 S: 5	H: 0 LOB: 0 BB: 0 P: 5	R: 0 E: 0 K: 1 S: 6	H: 1 LOB: 2 BB: 1 P: 10	R: 0 E: 0 K: 0 S: 3	H: 0 LOB: 0 BB: 0 P: 3	R: 0 E: 0 K: 1 S: 5	H: 0 LOB: 0 BB: 1 P: 6	R: 0 E: 0 K: 0 S: 3	H: 0 LOB: 0 BB: 0 P: 3	R: 0 E: 0 K: 0 S: 3	H: 0 LOB: 0 BB: 0 P: 3	R: 0 E: 0 K: 0 S: 3	H: 0 LOB: 0 BB: 0 P: 3	1B: 1 2B: 0 3B: 0 HR: 0	SF: 0 SAC: 0 DP: 1 HBP: 0	WP: 0 PB: 0 SB: 0 CS: 0	PA: 31
PITCHER Denny Lemaster, L ERA: 2.45 (1, 1)	IP: 9.0 WLS: W BF: 31 H: 1 R: 0 ER: 0 SO: 4 BB: 4 IBB: 0 HBP: 0 BLK: 0 WP: 0 HR: 0 S: 35 P: 51 ERA: 0.00 WHIP: 0.556															PITCHER				

St. Louis Cardinals @ Atlanta Braves
Atlanta Stadium, Atlanta, GA
Wed May 24, 1967, 7:05 PM EDT
Att: 17,500 - Unknown

AB 27
R 0
H 1
RBI 0
BB 4
SO 4
LOB 8



Batter	1	2	3	4	5	6	7	8	9	AB	R	H	RBI	BB	SO	LOB	BOTTOM			
Woody Woodward, R OBP: 0.224, SLG: 0.203 (1, 4)	0-0 F2		0-0 1-3		4-0 HR BB			0-0 1-3		3	1	0	0	1	0	0				
Felipe Alou, R OBP: 0.335, SLG: 0.483 (1, 3)	0-0 F7			0-0 F8	0-0 1-H HR			0-0 F7		4	1	1	2	0	0	0				
Hank Aaron, R OBP: 0.390, SLG: 0.638 (1, 9)	0-0 F8			0-0 BB 2B	0-0 F7			0-0 F7		4	0	1	0	0	0	0				
Joe Torre, R OBP: 0.362, SLG: 0.577 (1, 2)		0-0 2B		0-0 F2		0-0 5-3				3	0	1	0	0	0	1				
Rico Carty, R OBP: 0.386, SLG: 0.397 (1, 7)		0-0 5-3		4-0 BB BB		0-0 F3				2	0	0	0	1	0	1				
Mack Jones, L OBP: 0.292, SLG: 0.361 (1, 8)		0-0 P3		4-0 1-2 2-3 BB		0-0 F9				2	0	0	0	1	0	1				
Clete Boyer, R OBP: 0.300, SLG: 0.387 (1, 5)		0-0 F7		0-0 F9			0-0 1-3			3	0	0	0	0	0	4				
Marty Martinez, S OBP: 0.429, SLG: 0.333 (1, 6)			0-0 5-3		0-0 4-3		0-0 F3			3	0	0	0	0	0	0				
Denny Lemaster, R OBP: 0.091, SLG: 0.091 (1, 1)			0-3 K		0-0 3-1		0-3 K			3	0	0	0	0	2	0				
Inning Stats	R: 0 E: 0 K: 0 S: 3	H: 0 LOB: 0 BB: 0 P: 3	R: 0 E: 0 K: 0 S: 4	H: 1 LOB: 1 BB: 0 P: 4	R: 0 E: 0 K: 1 S: 5	H: 0 LOB: 0 BB: 0 P: 5	R: 0 E: 0 K: 0 S: 4	H: 1 LOB: 3 BB: 2 P: 12	R: 2 E: 0 K: 0 S: 4	H: 1 LOB: 0 BB: 1 P: 8	R: 0 E: 0 K: 0 S: 3	H: 0 LOB: 0 BB: 0 P: 3	R: 0 E: 0 K: 1 S: 5	H: 0 LOB: 0 BB: 0 P: 5	R: 0 E: 0 K: 0 S: 3	H: 0 LOB: 0 BB: 0 P: 3	1B: 0 2B: 2 3B: 0 HR: 1	SF: 0 SAC: 0 DP: 0 HBP: 0	WP: 0 PB: 0 SB: 0 CS: 0	PA: 30
PITCHER Bob Gibson, R ERA: 3.21 (1, 1)	IP: 8.0 WLS: L BF: 30 H: 3 R: 2 ER: 2 SO: 2 BB: 3 IBB: 0 HBP: 0 BLK: 0 WP: 0 HR: 1 S: 31 P: 43 ERA: 2.25 WHIP: 0.750															PITCHER				

St. Louis Cardinals @ Atlanta Braves
Atlanta Stadium, Atlanta, GA
Wed May 24, 1967, 7:05 PM EDT
Att: 17,500 - Unknown

AB 27
R 2
H 3
RBI 2
BB 3
SO 2
LOB 7



Batter	1	2	3	4	5	6	7	8	9	AB	R	H	RBI	BB	SO	LOB	TOP								
Lou Brock, L OBP: 0.360, SLG: 0.581 (1, 7)	F7		HR		HR		FC1-4			4	2	2	1	0	0	1									
Curt Flood, R OBP: 0.369, SLG: 0.362 (1, 8)	6-3		CS		HR		5-3			3	1	1	3	1	0	1									
Phil Gagliano, R OBP: 0.279, SLG: 0.302 (1, 4)	F9		BB		1B				6-3	4	0	1	0	0	0	1									
Orlando Cepeda, R OBP: 0.455, SLG: 0.628 (1, 3)		6-3			G5-4-3				F8	4	0	2	0	0	0	0									
Ed Spiezio, R OBP: 0.238, SLG: 0.158 (1, 5)		1B			G5-4-3				6-3	3	1	0	0	1	1	3									
Alex Johnson, R OBP: 0.140, SLG: 0.238 (1, 9)		BB			F9		P4		6-3	4	0	1	0	0	0	0									
John Romano, R OBP: 0.278, SLG: 0.103 (1, 2)		1B					F7		4-3	4	0	1	0	0	0	1									
Dal Maxvill, R OBP: 0.288, SLG: 0.271 (1, 6)		BB					4-3		6-3	4	0	0	0	0	0	2									
Dick Hughes, R OBP: 0.250, SLG: 0.143 (1, 1)					K					2	1	1	0	1	1	0									
Inning Stats	R: 0 E: 0 K: 0 S: 3	H: 0 LOB: 0 BB: 0 P: 3	R: 1 E: 0 K: 0 S: 4	H: 1 LOB: 1 BB: 1 P: 8	R: 1 E: 0 K: 1 S: 5	H: 1 LOB: 0 BB: 1 P: 9	R: 0 E: 0 K: 0 S: 3	H: 1 LOB: 0 BB: 0 P: 3	R: 3 E: 0 K: 1 S: 10	H: 5 LOB: 2 BB: 0 P: 10	R: 0 E: 0 K: 0 S: 3	H: 0 LOB: 0 BB: 0 P: 3	R: 0 E: 0 K: 0 S: 2	H: 0 LOB: 0 BB: 1 P: 6	R: 0 E: 0 K: 0 S: 3	H: 1 LOB: 0 BB: 0 P: 3	R: 0 E: 0 K: 0 S: 3	H: 1 LOB: 0 BB: 0 P: 3	1B: 7 2B: 1 3B: 0 HR: 2	SF: 0 SAC: 0 DP: 2 HBP: 0	WP: 0 PB: 0 SB: 3 CS: 2	PA: 35			
PITCHER	IP	WLS	BF	H	R	ER	SO	BB	IBB	HBP	BLK	WP	HR	S	P	ERA	WHIP								
Dick Kelley, L ERA: 5.09 (1, 1)	4.2	L	21	7	5	5	1	2	0	0	0	0	2	21	29	9.64	1.929								
Jay Ritchie, R ERA: 1.74 (5, 1)	1.1		5	1	0	0	1	0	0	0	0	0	0	7	7	0.00	0.750								
Clay Carroll, R ERA: 5.4 (7, 1)	2.0		6	0	0	0	0	1	0	0	0	0	0	5	9	0.00	0.500								
Ramon Hernandez, L ERA: 6.17 (9, 1)	1.0		3	1	0	0	0	0	0	0	0	0	0	3	3	0.00	1.000								

St. Louis Cardinals @ Atlanta Braves
Atlanta Stadium, Atlanta, GA
Thu May 25 1967, 7:05 PM EDT
Att: 18,375 - Unknown

AB 32
R 5
H 9
RBI 4
BB 3
SO 2
LOB 9



Batter	1	2	3	4	5	6	7	8	9	AB	R	H	RBI	BB	SO	LOB	BOTTOM								
Woody Woodward, R OBP: 0.225, SLG: 0.206 (1, 4)	F2		1B						K	4	0	1	0	0	1	0									
Felipe Alou, R OBP: 0.327, SLG: 0.470 (1, 3)	F8		K						F8	4	0	0	0	0	1	1									
Hank Aaron, R OBP: 0.380, SLG: 0.620 (1, 9)	K				F8				K	4	0	0	0	0	2	0									
Joe Torre, R OBP: 0.355, SLG: 0.563 (1, 2)		K			P4				F8	3	0	0	0	0	1	0									
Rico Carty, R OBP: 0.378, SLG: 0.387 (1, 7)		K			6-3				F9	3	0	0	0	0	1	0									
Mack Jones, L OBP: 0.294, SLG: 0.354 (1, 8)		HBP							K	2	0	0	0	0	1	0									
Clete Boyer, R OBP: 0.293, SLG: 0.377 (1, 5)		F8							5-3	3	0	0	0	0	0	1									
Marty Martinez, S OBP: 0.412, SLG: 0.333 (1, 6)					6-3				L6	3	0	1	0	0	0	0									
Dick Kelley, R OBP: 0.260, SLG: 0.222 (5, 1) Jay Ritchie, R OBP: 0.200, SLG: 1.000 (6, PH) Ty Cline, L (6, PH) Clay Carroll, R (7, 1) Gary Geiger, L OBP: 0.340, SLG: 0.190 (8, PH) Ramon Hernandez, S (9, 1)					K				L9	1	0	0	0	0	0	0									
Inning Stats	R: 0 E: 0 K: 1 S: 5	H: 0 LOB: 0 BB: 0 P: 5	R: 0 E: 0 K: 2 S: 7	H: 0 LOB: 1 BB: 0 P: 8	R: 0 E: 0 K: 2 S: 8	H: 1 LOB: 1 BB: 0 P: 8	R: 0 E: 0 K: 0 S: 3	H: 0 LOB: 0 BB: 0 P: 3	R: 0 E: 0 K: 0 S: 3	H: 0 LOB: 0 BB: 0 P: 3	R: 0 E: 0 K: 1 S: 5	H: 0 LOB: 0 BB: 0 P: 5	R: 0 E: 0 K: 2 S: 8	H: 1 LOB: 1 BB: 0 P: 8	R: 0 E: 0 K: 1 S: 5	H: 0 LOB: 0 BB: 0 P: 5	R: 0 E: 0 K: 2 S: 8	H: 1 LOB: 1 BB: 0 P: 8	1B: 2 2B: 0 3B: 0 HR: 0	SF: 0 SAC: 0 DP: 0 HBP: 1	WP: 0 PB: 0 SB: 1 CS: 0	PA: 30			
PITCHER	IP	WLS	BF	H	R	ER	SO	BB	IBB	HBP	BLK	WP	HR	S	P	ERA	WHIP								
Dick Hughes, R ERA: 2.8 (1, 1)	9.0	W	30	2	0	0	9	0	0	1	0	0	0	47	48	0.00	0.222								

St. Louis Cardinals @ Atlanta Braves
Atlanta Stadium, Atlanta, GA
Thu May 25 1967, 7:05 PM EDT
Att: 18,375 - Unknown

AB 29
R 0
H 2
RBI 0
BB 0
SO 9
LOB 3



Batter	1	2	3	4	5	6	7	8	9	AB	R	H	RBI	BB	SO	LOB	TOP			
Woody Woodward, R OBP: 0.213, SLG: 0.194	E4 SH1-3		5-3			K		K		4	0	0	0	0	2	0	<p>Atlanta Braves @ New York Mets Shea Stadium, Flushing, NY Fri May 26 1967, 7:05 PM EDT Att: 22,075 - Unknown</p>			
Felipe Alou, R OBP: 0.321, SLG: 0.461	SH1-3		5-3			F8		K		3	0	0	0	0	1	0				
Hank Aaron, R OBP: 0.383, SLG: 0.614	G6-4-3 BB			6-3				1B		3	0	1	0	1	0	0				
Joe Torre, R OBP: 0.352, SLG: 0.554	G6-4-3			5-3				BB 1B		4	0	1	0	0	0	3				
Rico Carty, R OBP: 0.368, SLG: 0.375			K					BB 1B		4	0	0	0	0	2	3				
Mack Jones, L OBP: 0.304, SLG: 0.356					3-1			BB		2	0	1	0	1	0	0				
Clete Boyer, R OBP: 0.286, SLG: 0.368			F9		L7			K		3	0	0	0	0	1	4				
Marty Martinez, S OBP: 0.368, SLG: 0.294			1-3		5-3			K		2	0	0	0	0	0	1				
Miguel de la Hoz, R OBP: 0.259, SLG: 0.346										1	0	0	0	0	1	3				
Denis Menke, R OBP: 0.307, SLG: 0.281										0	0	0	0	0	0	0				
Ken Johnson, R OBP: 0.118, SLG: 0.063						6-3				2	0	0	0	0	1	0				
Ty Cline, L (8, PH)								L8		1	0	0	0	0	0	0				
Phil Niekro, R OBP: 0.400, SLG: 0.500										0	0	0	0	0	0	0				
Inning Stats	R: 0 E: 1 K: 0 S: 3	H: 0 LOB: 1 BB: 1 P: 7	R: 0 E: 0 K: 1 S: 6	H: 1 LOB: 1 BB: 0 P: 6	R: 0 E: 0 K: 1 S: 5	H: 0 LOB: 0 BB: 0 P: 5	R: 0 E: 0 K: 0 S: 3	H: 0 LOB: 0 BB: 0 P: 3	R: 0 E: 0 K: 1 S: 5	H: 0 LOB: 0 BB: 0 P: 5	R: 0 E: 0 K: 3 S: 11	H: 2 LOB: 3 BB: 1 P: 15	R: 0 E: 0 K: 2 S: 7	H: 0 LOB: 0 BB: 0 P: 7	R: 0 E: 1 K: 0 S: 3	H: 0 LOB: 0 BB: 0 P: 3	1B: 3 2B: 0 3B: 0 HR: 0	SF: 0 SAC: 1 DP: 1 HBP: 0	WP: 0 SB: 0 CS: 0	PA: 32
PITCHER Don Cardwell, R ERA: 3.18	IP: 9.0 WLS: W BF: 32 H: 3 R: 0 ER: 0 SO: 8 BB: 2 IBB: 0 HBP: 0 BLK: 0 WP: 0 HR: 0 S: 46 P: 54 ERA: 0.00 WHIP: 0.556															PITCHER				

Batter	1	2	3	4	5	6	7	8	9	AB	R	H	RBI	BB	SO	LOB	BOTTOM			
Bud Harrelson, S OBP: 0.295, SLG: 0.262	G3		L1			F2				3	0	0	0	0	0	1	<p>Atlanta Braves @ New York Mets Shea Stadium, Flushing, NY Fri May 26 1967, 7:05 PM EDT Att: 22,075 - Unknown</p>			
Ed Charles, R OBP: 0.368, SLG: 0.299	K				K	4-3				3	0	0	0	0	2	1				
Al Luplow, L OBP: 0.250, SLG: 0.321	F8				K			P4		3	0	0	0	0	1	0				
Tommy Davis, R OBP: 0.333, SLG: 0.476					F2			5-3		3	0	1	0	0	0	0				
Don Bosch, S OBP: 0.207, SLG: 0.185										0	0	0	0	0	0	0				
Ed Kranepool, L OBP: 0.360, SLG: 0.484								K		2	0	0	0	0	1	1				
Ron Swoboda, R OBP: 0.297, SLG: 0.348										1	0	0	0	0	1	0				
Jerry Buchek, R OBP: 0.305, SLG: 0.511										3	1	2	1	0	0	0				
Johnny Lewis, L (8, 7)										3	0	0	0	0	2	1				
John Sullivan, L OBP: 0.333, SLG: 0.289										2	0	0	0	1	0	0				
Don Cardwell, R OBP: 0.261, SLG: 0.381										2	0	0	0	1	0	1				
Inning Stats	R: 0 E: 0 K: 1 S: 5	H: 0 LOB: 0 BB: 0 P: 5	R: 1 E: 0 K: 0 S: 4	H: 2 LOB: 0 BB: 0 P: 4	R: 0 E: 0 K: 0 S: 3	H: 0 LOB: 0 BB: 0 P: 3	R: 0 E: 0 K: 2 S: 7	H: 0 LOB: 0 BB: 0 P: 7	R: 0 E: 0 K: 2 S: 7	H: 1 LOB: 0 BB: 0 P: 7	R: 0 E: 0 K: 0 S: 3	H: 0 LOB: 1 BB: 1 P: 7	R: 0 E: 0 K: 1 S: 5	H: 0 LOB: 0 BB: 0 P: 5	R: 0 E: 0 K: 1 S: 5	H: 0 LOB: 1 BB: 1 P: 9		1B: 2 2B: 0 3B: 0 HR: 1	SF: 0 SAC: 0 DP: 1 HBP: 0	WP: 0 SB: 0 CS: 1
PITCHER Ken Johnson, R ERA: 2.32	IP: 7.0 WLS: L BF: 23 H: 3 R: 1 ER: 1 SO: 6 BB: 1 IBB: 0 HBP: 0 BLK: 0 WP: 0 HR: 1 S: 34 P: 38 ERA: 1.29 WHIP: 0.571															PITCHER				
Phil Niekro, R ERA: 1.7	IP: 1.0 WLS: L BF: 4 H: 0 R: 0 ER: 0 SO: 1 BB: 1 IBB: 0 HBP: 0 BLK: 0 WP: 0 HR: 0 S: 5 P: 9 ERA: 0.00 WHIP: 1.000															PITCHER				



Batter	1	2	3	4	5	6	7	8	9	AB	R	H	RBI	BB	SO	LOB	TOP										
Woody Woodward, R (1,4) OBP: 0.218, SLG: 0.200 Ty Cline, L (8,PH)	F7		F8					L1-3		3	0	1	0	0	0	2	<p>Atlanta Braves @ New York Mets Shea Stadium, Flushing, NY Sat May 27 1967, 3:33 AM EDT Att: 21,295 - Unknown</p>										
Felix Millan, R (8,4) OBP: 0.239, SLG: 0.226	F7		G4-6-3		FC6-4 1B			F9		1	0	0	0	0	0												
Felipe Alou, R (1,3) OBP: 0.313, SLG: 0.449	F7				FC6-4					4	0	0	0	0	3												
Hank Aaron, R (1,9) OBP: 0.373, SLG: 0.597	K				P6					4	0	0	0	0	1												
Joe Torre, R (1,2) OBP: 0.349, SLG: 0.545		5-3								4	1	1	0	0	0												
Mack Jones, L (1,8) OBP: 0.302, SLG: 0.352	F9				E 1B					4	1	1	0	0	0												
Rico Carty, R (1,7) OBP: 0.374, SLG: 0.382	F5				E9 1B					4	1	1	0	0	0												
Clete Boyer, R (1,5) OBP: 0.287, SLG: 0.375					G6-4-3 1B					3	0	2	1	0	0												
Marty Martinez, S (1,6) Ramon Hernandez, S (7,1) OBP: 0.364, SLG: 0.300					G6-4-3 1B					3	0	1	1	0	0	1											
Wade Blasingame, L (1,1) Jay Ritchie, R (6,1) Denis Menke, R (7,6) OBP: 0.429, SLG: 0.200					K					1	0	0	0	1	1												
Inning Stats	R: 0 E: 0 K: 1 S: 5	H: 0 LOB: 0 BB: 0 P: 5	R: 0 E: 0 K: 0 S: 3	H: 0 LOB: 0 BB: 0 P: 3	R: 1 E: 0 K: 0 S: 4	H: 2 LOB: 1 BB: 1 P: 8	R: 2 E: 1 K: 0 S: 5	H: 3 LOB: 0 BB: 0 P: 5	R: 0 E: 0 K: 1 S: 6	H: 1 LOB: 1 BB: 0 P: 6	R: 0 E: 0 K: 0 S: 3	H: 0 LOB: 0 BB: 0 P: 3	R: 0 E: 0 K: 0 S: 3	H: 1 LOB: 2 BB: 0 P: 3	R: 0 E: 0 K: 1 S: 5	H: 0 LOB: 0 BB: 0 P: 5	R: 0 E: 0 K: 0 S: 3	H: 0 LOB: 0 BB: 0 P: 3	1B: 6 2B: 1 3B: 0 HR: 0	SF: 0 SAC: 0 DP: 3 HBP: 0	WP: 0 PB: 0 SB: 0 CS: 0	PA: 32					
PITCHER	IP	WLS	BF	H	R	ER	SO	BB	IBB	HBP	BLK	WP	HR	S	P	ERA	WHIP										
Tom Seaver, R (1,1) ERA: 2.54	6.0		23	6	3	2	2	1	0	0	0	0	0	26	30	3.00	1.167										
Jack Hamilton, R (7,1) ERA: 3.95	1.0	W	3	1	0	0	0	0	0	0	0	0	0	3	3	0.00	1.000										
Ron Taylor, R (8,1) ERA: 4.91	2.0	S	6	0	0	0	1	0	0	0	0	0	0	8	8	0.00	0.000										

Batter	1	2	3	4	5	6	7	8	9	AB	R	H	RBI	BB	SO	LOB	BOTTOM										
Bud Harrelson, S (1,6) OBP: 0.310, SLG: 0.292	1B 2B		SH1 1B		F7		SH1-3 1B	F8		5	2	3	0	0	0	0	<p>Atlanta Braves @ New York Mets Shea Stadium, Flushing, NY Sat May 27 1967, 3:33 AM EDT Att: 21,295 - Unknown</p>										
Ed Charles, R (1,5) OBP: 0.379, SLG: 0.299	1B BB		SH1 1-2				SH 1B SH1-3			0	1	0	0	2	0	0											
Ken Boyer, R (1,3) OBP: 0.341, SLG: 0.286	K		6-3		1-3		SH1-3			3	0	0	0	0	1	4											
Jack Hamilton, R (7,1) OBP: 1.000, SLG: 4.000	K									0	0	0	0	0	0	0											
Bob Johnson, R (7,PH) Ron Taylor, R (8,1) OBP: 0.455, SLG: 0.421	K									0	0	0	0	0	0	0											
Tommy Davis, R (1,7) Don Bosch, S (9,8) OBP: 0.338, SLG: 0.472	P5		6-3							3	1	1	0	1	0	3											
Jerry Buchek, R (1,4) OBP: 0.323, SLG: 0.532	S 1B				4-3 2B		1B G3 1B	P4		4	0	3	1	0	0	3											
Cleon Jones, R (1,8) Al Luplow, L (6,PH) OBP: 0.144, SLG: 0.225	L4				6-3		G3			2	0	0	0	0	0	3											
Ron Swoboda, R (1,9) Ed Kranepool, L (6,PH) OBP: 0.289, SLG: 0.338	K				4-3		K	F7		2	0	0	0	0	1	4											
Jerry Grote, R (1,2) Johnny Lewis, L (6,PH) OBP: 0.224, SLG: 0.225	K									2	0	0	0	0	2	1											
Tom Seaver, R (1,1) John Sullivan, L (6,PH) OBP: 0.458, SLG: 0.421	1-5-3						G3			2	0	0	0	0	0	2											
Inning Stats	R: 1 E: 0 K: 1 S: 7	H: 2 LOB: 2 BB: 1 P: 11	R: 0 E: 0 K: 2 S: 7	H: 0 LOB: 0 BB: 0 P: 7	R: 0 E: 0 K: 0 S: 4	H: 1 LOB: 1 BB: 0 P: 4	R: 0 E: 0 K: 1 S: 6	H: 1 LOB: 1 BB: 0 P: 6	R: 0 E: 0 K: 0 S: 3	H: 0 LOB: 1 BB: 1 P: 7	R: 1 E: 0 K: 0 S: 8	H: 3 LOB: 2 BB: 0 P: 8	R: 2 E: 0 K: 0 S: 6	H: 2 LOB: 2 BB: 1 P: 10	R: 0 E: 0 K: 1 S: 5	H: 0 LOB: 0 BB: 0 P: 5	1B: 7 2B: 2 3B: 0 HR: 0	SF: 0 SAC: 3 DP: 0 HBP: 0	WP: 0 PB: 0 SB: 1 CS: 0	PA: 37							
PITCHER	IP	WLS	BF	H	R	ER	SO	BB	IBB	HBP	BLK	WP	HR	S	P	ERA	WHIP										
Wade Blasingame, L (1,1) ERA: 6.11	5.0		23	6	2	2	4	2	0	0	0	0	0	29	37	3.60	1.600										
Jay Ritchie, R (6,1) ERA: 2.42	1.2	L	10	3	2	2	1	0	1	0	0	0	0	11	15	10.80	1.800										
Ramon Hernandez, L (7,1) ERA: 5.54	1.1		4	0	0	0	1	0	0	0	0	0	0	6	6	0.00	0.000										



AB 31
R 3
H 7
RBI 2
BB 1
SO 3
LOB 8

AB 31
R 4
H 9
RBI 4
BB 3
SO 6
LOB 23

livebaseballscores.com

livebaseballscores.com

Batter	1	2	3	4	5	6	7	8	9	AB	R	H	RBI	BB	SO	LOB	TOP				
Marty Martinez, S OBP: 0.308, SLG: 0.250	5-3	P6			5-3		5-3			4	0	0	0	0	0	1	<p>Atlanta Braves @ New York Mets</p> <p>Shea Stadium, Flushing, NY</p> <p>Sun May 28 1967, 3:33 AM EDT</p> <p>Unknown</p>				
Rico Carty, R OBP: 0.365, SLG: 0.370	F9		F8		L9		5-3			4	0	0	0	0	0	0					
Hank Aaron, R OBP: 0.371, SLG: 0.586	BB		1-3		L7		F2			3	0	0	0	1	0	0					
Mack Jones, L OBP: 0.300, SLG: 0.349	F8		G3		WP S 1B		F7			4	0	1	0	0	0	1					
Joe Torre, R OBP: 0.399, SLG: 0.587		HR		HR	K					4	2	3	1	0	1	1					
Felipe Alou, R OBP: 0.312, SLG: 0.441	6-3		1-3		BB		4-3			3	0	0	0	1	0	2					
Clete Boyer, R OBP: 0.293, SLG: 0.398	HR		4-3		FC6		F9			3	1	1	2	1	0	0					
Woody Woodward, R OBP: 0.222, SLG: 0.231			F7		FC6		K			3	0	1	0	0	0	3					
Miguel de la Hoz, R OBP: 0.250, SLG: 0.333	CS				1-2					1	0	0	0	0	1	0					
Pat Jarvis, R Clay Carroll, R					P3		4-3			1	0	0	0	1	0	0					
Gary Geiger, L Phil Niekro, R										0	0	0	0	0	0	0					
Gene Oliver, R										1	0	0	0	0	0	0					
										1	0	0	0	0	0	0					
Inning Stats	R: 0 E: 0 K: 0 S: 3	H: 0 LOB: 1 BB: 1 P: 7	R: 2 E: 0 K: 0 S: 5	H: 3 LOB: 1 BB: 1 P: 9	R: 0 E: 0 K: 0 S: 3	H: 0 LOB: 0 BB: 0 P: 3	R: 1 E: 0 K: 0 S: 4	H: 1 LOB: 0 BB: 0 P: 4	R: 0 E: 0 K: 1 S: 6	H: 0 LOB: 3 BB: 2 P: 14	R: 0 E: 0 K: 0 S: 3	H: 0 LOB: 0 BB: 0 P: 3	R: 0 E: 0 K: 0 S: 4	H: 1 LOB: 1 BB: 0 P: 4	R: 0 E: 0 K: 1 S: 5	H: 0 LOB: 0 BB: 0 P: 5		1B: 1 2B: 2 3B: 1 HR: 2	SF: 0 SAC: 0 DP: 0 HBP: 0	WP: 1 PB: 0 CS: 1	PA: 36
PITCHER	IP WLS BF H R ER SO BB IBB HBP BLK WP HR S P ERA WHIP																				
Bill Denehy, R ERA: 4.09	(1, 1) 5.2 W 24 5 3 3 1 3 0 0 0 1 2 23 35 4.76 1.412																				
Jack Hamilton, R ERA: 3.2	(6, 1) 3.1 S 12 1 0 0 1 1 0 0 0 0 0 13 17 0.00 0.600																				

AB 32
R 3
H 6
RBI 3
BB 4
SO 2
LOB 8



Batter	1	2	3	4	5	6	7	8	9	AB	R	H	RBI	BB	SO	LOB	BOTTOM				
Bud Harrelson, S OBP: 0.308, SLG: 0.290	E9 FC4-6 HR		4-3	L9			K			4	1	1	0	0	1	1	<p>Atlanta Braves @ New York Mets</p> <p>Shea Stadium, Flushing, NY</p> <p>Sun May 28 1967, 3:33 AM EDT</p> <p>Unknown</p>				
Ed Charles, R OBP: 0.375, SLG: 0.290	FC4-6 BB		1-3		6-3		5-3			3	0	0	0	1	0	0					
Al Luplow, L OBP: 0.278, SLG: 0.329	FC4-6 HR		1B	1B	2B		2B			2	4	1	0	2	0	2					
Tommy Davis, R Don Bosch, S	HR		1B	1B	S		2B			4	1	4	5	0	0	0					
Ed Kranepool, L	CS		1B	1B	G1-6-3		K			0	0	0	0	0	0	0					
Jerry Buchek, R	K		F7		G1-6-3					4	0	0	0	0	1	5					
Johnny Lewis, L OBP: 0.111, SLG: 0.111		F9		F8		G3		1-4-3		4	0	0	0	0	0	0					
John Sullivan, L OBP: 0.333, SLG: 0.295		L7				F7				4	0	2	0	0	0	0					
Bill Denehy, S Jack Hamilton, R				1B		K		6-3		2	0	0	0	0	1	1					
				P4						2	0	0	0	0	1	1					
Inning Stats	R: 3 E: 1 K: 1 S: 6	H: 2 LOB: 1 BB: 2 P: 14	R: 0 E: 0 K: 1 S: 5	H: 0 LOB: 0 BB: 0 P: 5	R: 1 E: 0 K: 0 S: 6	H: 3 LOB: 0 BB: 0 P: 6	R: 0 E: 0 K: 0 S: 4	H: 1 LOB: 1 BB: 0 P: 4	R: 1 E: 0 K: 0 S: 3	H: 1 LOB: 1 BB: 2 P: 11	R: 0 E: 0 K: 1 S: 5	H: 0 LOB: 0 BB: 0 P: 5	R: 1 E: 0 K: 2 S: 8	H: 1 LOB: 1 BB: 1 P: 12	R: 0 E: 0 K: 0 S: 4	H: 1 LOB: 1 BB: 0 P: 4		1B: 6 2B: 3 3B: 0 HR: 1	SF: 0 SAC: 0 DP: 2 HBP: 0	WP: 0 PB: 0 CS: 1	PA: 36
PITCHER	IP WLS BF H R ER SO BB IBB HBP BLK WP HR S P ERA WHIP																				
Pat Jarvis, R ERA: 5.97	(1, 1) 4.1 L 23 7 5 5 2 3 1 0 0 0 1 23 39 10.38 2.308																				
Clay Carroll, R ERA: 5.09	(5, 1) 1.2 4 0 0 0 1 0 0 0 0 0 0 6 6 0.00 0.000																				
Phil Niekro, R ERA: 1.85	(7, 1) 2.0 9 2 1 1 2 1 0 0 0 0 0 12 16 4.50 1.500																				

AB 31
R 6
H 9
RBI 6
BB 5
SO 5
LOB 11



Batter	1	2	3	4	5	6	7	8	9	AB	R	H	RBI	BB	SO	LOB	TOP					
Woody Woodward, R OBP: 0.233, SLG: 0.232	P5					4-1		F7		4	0	1	0	1	0	1						
Rico Carty, R Ty Cline, L	L9					6-3		6-3	2B 1B	5	1	1	0	0	1	3						
Hank Aaron, R	1B 2B					5-3		F8	K	3	2	0	0	2	1	2						
Mack Jones, L	2B					G3		K	1B	5	2	3	0	0	1	0						
Joe Torre, R	1B					G5-3		1B	1B	3	1	3	3	2	0	0						
Gene Oliver, R	2B					F9		F7	P6	4	0	0	0	1	0	7						
Clete Boyer, R						G5-3		SF8	1B	4	1	1	2	1	0	4						
Denis Menke, R						L7		F9	P6	5	0	2	1	0	0	4						
Denny Lemaster, R	SH3					K		SF8		2	0	0	1	0	2	0						
Inning Stats	R: 2 E: 0 K: 0 S: 5	H: 2 LOB: 1 BB: 1 P: 9	R: 0 E: 0 K: 1 S: 6	H: 1 LOB: 2 BB: 1 P: 10	R: 1 E: 0 K: 0 S: 5	H: 2 LOB: 2 BB: 1 P: 9	R: 0 E: 0 K: 1 S: 6	H: 1 LOB: 1 BB: 0 P: 6	R: 0 E: 0 K: 0 S: 2	H: 0 LOB: 1 BB: 2 P: 10	R: 0 E: 0 K: 1 S: 5	H: 0 LOB: 0 BB: 0 P: 5	R: 0 E: 0 K: 1 S: 5	H: 0 LOB: 0 BB: 0 P: 5	R: 2 E: 0 K: 0 S: 5	H: 2 LOB: 1 BB: 1 P: 9	R: 2 E: 0 K: 1 S: 8	H: 3 LOB: 2 BB: 1 P: 12	1B: 8 2B: 3 3B: 0 HR: 0	SF: 1 SAC: 1 DP: 1 HBP: 0	WP: 0 PB: 0 SB: 0 CS: 0	PA: 44
PITCHER	IP	WLS	BF	H	R	ER	SO	BB	IBB	HBP	BLK	WP	HR	S	P	ERA	WHIP					
Jack Lamabe, R	1.1	L	7	2	2	2	0	1	0	0	0	0	0	6	10	13.50	2.250					
Chuck Estrada, R	6.0		28	6	3	3	4	5	0	0	0	0	0	31	51	4.50	1.833					
Don Shaw, L	0.2		2	0	0	0	0	0	0	0	0	0	0	2	2	0.00	0.000					
Ron Taylor, R	1.0		7	3	2	2	1	0	1	0	0	0	0	8	12	18.00	3.000					

Atlanta Braves @ New York Mets
Shea Stadium, Flushing, NY
Sun May 28 1967, 3:38 AM EDT
Att: 48,548 - Unknown

AB 35
R 7
H 11
RBI 7
BB 7
SO 5
LOB 21



Batter	1	2	3	4	5	6	7	8	9	AB	R	H	RBI	BB	SO	LOB	BOTTOM				
Bud Harrelson, S Ron Taylor, R	F9					K		K		4	1	1	0	0	2	0					
Ed Charles, R	1B					G6-4-3		5-3		3	0	2	1	1	0	0					
Ken Boyer, R	K					G6-4-3		HR		3	1	0	0	1	1	3					
Tommy Davis, R	1B					6-3		4-3		4	1	2	2	0	0	1					
Jerry Buchek, R	K					K		6-3		4	0	0	0	0	3	2					
Tommie Reynolds, R						5-3		F7		3	0	0	0	1	0	0					
Cleon Jones, R	G6-4-3					1-3		K		3	0	0	0	0	1	1					
Jerry Grote, R	P3					1-3		F7		3	0	0	0	0	0	0					
Jack Lamabe, R						1-3		K		0	0	0	0	0	0	0					
Chuck Estrada, R						K				2	0	0	0	0	1	0					
Don Shaw, L										0	0	0	0	0	0	0					
Bob Johnson, R										1	0	0	0	0	1	0					
Inning Stats	R: 0 E: 0 K: 2 S: 8	H: 1 LOB: 2 BB: 1 P: 12	R: 0 E: 0 K: 0 S: 2	H: 0 LOB: 0 BB: 1 P: 6	R: 1 E: 0 K: 1 S: 7	H: 2 LOB: 1 BB: 0 P: 7	R: 0 E: 0 K: 1 S: 5	H: 0 LOB: 0 BB: 0 P: 5	R: 0 E: 0 K: 0 S: 3	H: 1 LOB: 0 BB: 0 P: 3	R: 0 E: 0 K: 2 S: 7	H: 0 LOB: 0 BB: 0 P: 7	R: 0 E: 0 K: 2 S: 7	H: 0 LOB: 0 BB: 0 P: 7	R: 2 E: 0 K: 0 S: 4	H: 1 LOB: 0 BB: 1 P: 8	1B: 2 2B: 2 3B: 0 HR: 1	SF: 0 SAC: 0 DP: 2 HBP: 0	WP: 0 PB: 0 SB: 0 CS: 0	PA: 33	
PITCHER	IP	WLS	BF	H	R	ER	SO	BB	IBB	HBP	BLK	WP	HR	S	P	ERA	WHIP				
Denny Lemaster, L	9.0	W	33	5	3	3	9	3	0	0	0	0	1	48	60	3.00	0.889				

Atlanta Braves @ New York Mets
Shea Stadium, Flushing, NY
Sun May 28 1967, 3:38 AM EDT
Att: 48,548 - Unknown

AB 30
R 3
H 5
RBI 3
BB 3
SO 9
LOB 7



Batter	1	2	3	4	5	6	7	8	9	AB	R	H	RBI	BB	SO	LOB	TOP			
Woody Woodward, R (1.4) OBP: 0.264, SLG: 0.247	4-0 CS BB		0-0 G3 1B		0-0 5-3		4-0 BB		0-0 HR 1B	3	2	2	0	2	0	0	Atlanta Braves @ Chicago Cubs Wrigley Field, Chicago, IL Tue May 30 1967, 3:33 AM CDT Cloudy - 50 F			
Mack Jones, L (1.8) OBP: 0.315, SLG: 0.398	0-3 K		0-0 G3		4-0 BB		0-0 F8		0-0 HR 1B	4	1	1	3	1	1	5				
Hank Aaron, R (1.9) OBP: 0.372, SLG: 0.566	0-3 K		4-0 1B IBB		0-3 K		0-3 K		0-0 1B	4	0	1	0	1	3	3				
Joe Torre, R (1.3) OBP: 0.380, SLG: 0.603		0-3 K	0-0 1B			0-0 FC5 2B		0-0 P4	0-0 F9	5	0	2	2	0	1	1				
Rico Carty, R (1.7) OBP: 0.351, SLG: 0.354		0-0 E1	0-3 K			0-0 6-3		0-0 6-3		4	0	0	0	0	1	3				
Gene Oliver, R (1.2) OBP: 0.313, SLG: 0.488		0-0 F7		0-3 K		0-0 5-3		0-0 L5		4	0	0	0	0	1	2				
Clete Boyer, R (1.5) OBP: 0.296, SLG: 0.389		0-3 K		0-0 P6		0-0 FC5			0-0 FC5-4 1B	4	0	1	0	0	1	2				
Denis Menke, R (1.6) OBP: 0.300, SLG: 0.275			0-3 K	0-0 5-3			0-3 K		0-0 FC5-4 1B HR	4	1	0	0	0	2	1				
Dick Kelley, R (1.1) Clay Carroll, R (4.1) Ty Cline, L (7. PH) Jay Ritchie, R (7.1) Ramon Hernandez, S (7.1) Gary Geiger, L (9. PH)			0-0 G3 1B 1B		0-3 K		1-0 BB HBP		0-3 K	1	1	1	0	0	0	0				
Inning Stats	R: 0 E: 0 K: 2 S: 6	H: 0 LOB: 0 BB: 1 P: 10	R: 0 E: 1 K: 2 S: 8	H: 0 LOB: 1 BB: 0 P: 8	R: 2 E: 0 K: 2 S: 10	H: 3 LOB: 2 BB: 1 P: 14	R: 0 E: 0 K: 1 S: 5	H: 0 LOB: 0 BB: 0 P: 5	R: 0 E: 0 K: 2 S: 7	H: 1 LOB: 1 BB: 0 P: 4	R: 0 E: 0 K: 2 S: 4	H: 0 LOB: 2 BB: 1 P: 12	R: 0 E: 0 K: 0 S: 3	H: 0 LOB: 0 BB: 0 P: 3	R: 3 E: 0 K: 1 S: 9	H: 4 LOB: 1 BB: 0 P: 9		1B: 6 2B: 2 3B: 0 HR: 1	SF: 0 SAC: 0 DP: 1 HBP: 1	WP: 0 PB: 0 SB: 0 CS: 1
PITCHER Fergie Jenkins, R (1.1) ERA: 3.42	IP: 9.0 WLS: W BF: 40 H: 8 R: 5 ER: 5 SO: 12 BB: 3 IBB: 1 HBP: 1 BLK: 0 WP: 0 HR: 1 S: 59 P: 76 ERA: 5.00 WHIP: 1.222																			

Batter	1	2	3	4	5	6	7	8	9	AB	R	H	RBI	BB	SO	LOB	BOTTOM			
Don Kessinger, S (1.6) OBP: 0.238, SLG: 0.221	0-0 6-3			0-0 2B 1B	0-3 K	0-0 F8	0-0 P6			5	1	1	0	0	1	3	Atlanta Braves @ Chicago Cubs Wrigley Field, Chicago, IL Tue May 30 1967, 3:33 AM CDT Cloudy - 50 F			
Glenn Beckert, R (1.4) OBP: 0.299, SLG: 0.381	0-0 6-3			0-0 P4	0-0 CS 1B 1B		0-0 HR 2B	0-0 1B BLK 1B		5	2	3	0	0	0	1				
Billy Williams, L (1.7) OBP: 0.424, SLG: 0.510	0-0 F8			0-3 K	0-0 1-2 1B		0-0 HR 2B	0-0 BLK HR 1B		5	2	3	2	0	1	1				
Ron Santo, R (1.5) OBP: 0.333, SLG: 0.394		0-0 F8		0-0 14 2B	0-0 F9		4-0 14 1B BB	0-0 1-3 HR 1B		4	3	2	3	1	0	2				
14 Ernie Banks, R (1.3) OBP: 0.342, SLG: 0.532		0-0 F9		0-0 1B 2B		0-0 SH1-4 2B 2B	0-0 BB BB SF8 1B	0-0 F5		5	3	3	1	0	0	0				
Randy Hundley, R (1.2) OBP: 0.299, SLG: 0.323		0-3 K		0-0 1B BB 1B		0-0 SH1-4	4-0 SF8 BB BB	0-0 F7		3	0	1	1	1	1	0				
Ted Savage, R (1.9) Lee Thomas, L (6. PH) Lee Thomas, L (7.9)			0-3 K	4-0 1B BB	0-0 P6		4-0 1-2 2-3 3-H BB	0-0 3-1		1	0	0	0	1	1	0				
Adolfo Phillips, R (1.8) OBP: 0.407, SLG: 0.512			0-0 F8	0-0 1-2 2-3 1B	0-0 P6		4-0 2B IBB	0-0 K		3	1	1	0	1	1	3				
Fergie Jenkins, R (1.1) OBP: 0.115, SLG: 0.160			0-0 4-3	0-0 F9		0-0 1-3 3-H 2B	0-0 SF8			3	0	1	3	0	0	3				
Inning Stats	R: 0 E: 0 K: 0 S: 3	H: 0 LOB: 0 BB: 0 P: 3	R: 0 E: 0 K: 1 S: 5	H: 0 LOB: 0 BB: 0 P: 5	R: 0 E: 0 K: 1 S: 5	H: 0 LOB: 0 BB: 0 P: 5	R: 3 E: 0 K: 1 S: 10	H: 5 LOB: 3 BB: 1 P: 14	R: 0 E: 0 K: 1 S: 6	H: 2 LOB: 1 BB: 0 P: 6	R: 2 E: 0 K: 0 S: 5	H: 2 LOB: 1 BB: 1 P: 9	R: 4 E: 0 K: 1 S: 8	H: 3 LOB: 2 BB: 3 P: 20	R: 3 E: 0 K: 0 S: 6	H: 3 LOB: 0 BB: 0 P: 6		1B: 8 2B: 5 3B: 0 HR: 2	SF: 1 SAC: 1 DP: 0 HBP: 0	WP: 0 PB: 0 SB: 0 CS: 1
PITCHER Dick Kelley, L (1.1) ERA: 5.31 Clay Carroll, R (4.1) ERA: 5.29 Jay Ritchie, R (7.1) ERA: 4.03 Ramon Hernandez, L (7.1) ERA: 6.6	IP: 3.2 WLS: L BF: 16 H: 4 R: 3 ER: 3 SO: 3 BB: 1 IBB: 0 HBP: 0 BLK: 0 WP: 0 HR: 0 S: 21 P: 25 ERA: 7.36 WHIP: 1.364																			

AB 35
R 5
H 8
RBI 5
BB 4
SO 12
LOB 18



AB 36
R 12
H 15
RBI 11
BB 5
SO 5
LOB 14



Batter	1	2	3	4	5	6	7	8	9	10	AB	R	H	RBI	BB	SO	LOB	TOP		
Woody Woodward, R (1,4) OBP: 0.267, SLG: 0.245	6-3	FC6-4			G6-4-3			SH1-3	BB		4	0	1	1	1	0	3	Atlanta Braves @ St. Louis Cardinals Busch Stadium, St. Louis, MO Thu Jun 01 1967, 7:05 PM CDT Att. 11,988 - Unknown		
Gary Geiger, L (1,7) (8,8) OBP: 0.351, SLG: 0.200	4-3			K		4-3		SH1-3	K		4	0	0	0	0	2	3			
Hank Aaron, R (1,9) OBP: 0.368, SLG: 0.569	HR				7-3-4	E5		G1-6-3	IBB		4	1	2	1	1	0	0			
Mack Jones, L (1,8) OBP: 0.314, SLG: 0.432	K				7-3-4			G1-6-3			3	0	0	0	0	1	2			
Rico Carty, R (8,7) OBP: 0.347, SLG: 0.349	K				7-3-4	G3-6-1		G1-6-3			2	0	0	0	0	1	2			
Joe Torre, R (1,2) OBP: 0.378, SLG: 0.584		K			6-3			5-3	BB		5	1	1	0	0	1	0			
Felipe Alou, R (1,3) OBP: 0.310, SLG: 0.442	4-3				L7			1B	FC6-4		4	1	1	0	0	0	1			
Clete Boyer, R (1,5) OBP: 0.313, SLG: 0.401		1B			K			FC6-4	1B		3	1	2	0	1	1	0			
Denis Menke, R (1,6) OBP: 0.301, SLG: 0.272		2B			K			FC6-4	BB		1	0	0	0	1	1	0			
Charlie Lau, L (7,PH) OBP: 0.250, SLG: 0.222	1B	BB			K			FC6-4	BB		1	0	0	1	0	0	1			
Marty Martinez, S (7,PR) OBP: 0.333, SLG: 0.250	BB							1-2	BB		0	0	0	0	1	0	0			
Denny Lemaster, R (1,1) OBP: 0.138, SLG: 0.111								3-H	BB		3	0	1	1	1	0	4			
Phil Niekro, R (9,1) OBP: 0.400, SLG: 0.500								F7			0	0	0	0	0	0	0			
Clay Carroll, R (9,1)		1B							P4		0	0	0	0	0	0	0			
Inning Stats	R: 1 E: 0 K: 1 S: 6	H: 1 LOB: 0 BB: 0 P: 6	R: 1 E: 0 K: 1 S: 7	H: 2 LOB: 2 BB: 1 P: 11	R: 0 E: 0 K: 1 S: 5	H: 1 LOB: 0 BB: 0 P: 5	R: 0 E: 0 K: 1 S: 5	H: 0 LOB: 0 BB: 0 P: 5	R: 0 E: 1 K: 0 S: 3	H: 2 LOB: 1 BB: 0 P: 5	R: 0 E: 0 K: 0 S: 3	H: 1 LOB: 1 BB: 1 P: 7	R: 1 E: 0 K: 1 S: 6	H: 1 LOB: 3 BB: 3 P: 18	R: 0 E: 0 K: 1 S: 5	H: 0 LOB: 0 BB: 0 P: 5	1B: 5 2B: 3 3B: 0 HR: 1	SF: 0 SAC: 1 DP: 4 HBP: 0	WP: 0 PB: 0 SB: 0 CS: 0	PA: 41
PITCHER	IP	WLS	BF	H	R	ER	SO	BB	IBB	HBP	BLK	WP	HR	S	P	ERA	WHIP			
Ray Washburn, R ERA: 3.41	7.1		30	7	3	3	5	2	1	0	0	0	1	37	49	3.68	1.227			
Larry Jaster, L ERA: 5.46	1.0	5	1	1	1	0	2	0	0	0	0	0	0	3	11	9.00	3.000			
Ron Willis, R ERA: 4.2	0.1	2	0	0	0	0	1	0	0	0	0	0	0	1	5	0.00	3.000			
Joe Hoerner, L ERA: 2.4	0.1	1	0	0	0	1	0	0	0	0	0	0	0	3	3	0.00	0.000			
Al Jackson, L ERA: 5.31	1.0	W	3	0	0	0	1	0	0	0	0	0	0	5	5	0.00	0.000			

Batter	1	2	3	4	5	6	7	8	9	10	AB	R	H	RBI	BB	SO	LOB	BOTTOM				
Lou Brock, L (1,7) OBP: 0.365, SLG: 0.563	K				4-3			SH3-4	SF8		4	0	2	1	0	1	0	Atlanta Braves @ St. Louis Cardinals Busch Stadium, St. Louis, MO Thu Jun 01 1967, 7:05 PM CDT Att. 11,988 - Unknown				
Julian Javier, R (1,4) OBP: 0.366, SLG: 0.447	E5				L7			SH3-4	PB		3	1	1	0	1	0	0					
Curt Flood, R (1,8) OBP: 0.350, SLG: 0.385	5-3				L7			F8	BB		4	1	1	1	1	0	4					
Al Jackson, L (9,PR) OBP: 0.471, SLG: 0.400	5-3				FC5-2			F8	1B		0	0	0	0	0	0	0					
Orlando Cepeda, R (1,3) OBP: 0.443, SLG: 0.582	BB				BB			5-3	1B		3	1	1	0	2	1	3					
Alex Johnson, R (1,9) OBP: 0.175, SLG: 0.250	1-3				BB						4	0	1	2	0	1	5					
Roger Maris, L (9,PH) OBP: 0.344, SLG: 0.438	1-3				K			F3	F7		1	0	0	0	0	0	2					
Tim McCarver, L (1,2) OBP: 0.394, SLG: 0.496					1B						4	0	0	0	1	0	4					
Phil Gagliano, R (1,5) OBP: 0.257, SLG: 0.261	5-3				L8						5	1	1	0	0	0	1					
Dal Maxvill, R (1,6) OBP: 0.301, SLG: 0.293					F9																	
Ed Spiezio, R (8,PH) OBP: 0.242, SLG: 0.167					P6						3	0	1	0	0	0	0					
Eddie Bressoud, R (9,6)					1B						1	0	0	0	0	0	1					
Ray Washburn, R (1,1) OBP: 0.248, SLG: 0.143											3	0	0	0	0	0	3					
Larry Jaster, L (8,1) OBP: 0.268, SLG: 0.200											0	0	0	0	0	0	0					
Ron Willis, R (9,1)											0	0	0	0	0	0	0					
Joe Hoerner, R (9,1)											0	0	0	0	0	0	0					
John Romano, R (9,PH) OBP: 0.206, SLG: 0.086											1	0	0	0	0	0	0					
Dick Hughes, L (9,PR) OBP: 0.242, SLG: 0.100											0	1	0	0	0	0	0					
Clay Carroll, R (10,8) OBP: 0.378, SLG: 0.514											1	0	1	1	0	0	0					
Inning Stats	R: 0 E: 1 K: 1 S: 6	H: 0 LOB: 2 BB: 1 P: 10	R: 0 E: 0 K: 1 S: 6	H: 1 LOB: 1 BB: 0 P: 6	R: 0 E: 0 K: 1 S: 7	H: 2 LOB: 3 BB: 1 P: 11	R: 0 E: 0 K: 1 S: 5	H: 0 LOB: 0 BB: 0 P: 5	R: 2 E: 0 K: 0 S: 5	H: 2 LOB: 1 BB: 0 P: 9	R: 0 E: 0 K: 1 S: 5	H: 1 LOB: 1 BB: 0 P: 4	R: 0 E: 0 K: 0 S: 3	H: 0 LOB: 1 BB: 1 P: 7	R: 2 E: 1 K: 1 S: 7	H: 2 LOB: 2 BB: 1 P: 11	R: 1 E: 0 K: 0 S: 4	H: 2 LOB: 1 BB: 0 P: 4	1B: 7 2B: 1 3B: 1 HR: 0	SF: 1 SAC: 1 DP: 0 HBP: 0	WP: 2 PB: 2 SB: 0 CS: 0	PA: 45
PITCHER	IP	WLS	BF	H	R	ER	SO	BB	IBB	HBP	BLK	WP	HR	S	P	ERA	WHIP					
Denny Lemaster, L ERA: 2.5	8.0		36	6	3	2	5	4	0	0	0	1	0	42	58	2.25	1.250					
Phil Niekro, R ERA: 1.83	0.1	3	1	1	0	0	1	0	0	0	0	1	0	2	6	0.00	6.000					
Clay Carroll, R ERA: 5.34	1.1	L	6	2	1	1	1	0	0	0	0	0	0	8	8	6.75	1.500					

AB	34
R	4
H	8
RBI	4
BB	6
SO	7
LOB	16

AB	38
R	5
H	9
RBI	5
BB	5
SO	6
LOB	22



Batter	1	2	3	4	5	6	7	8	9	AB	R	H	RBI	BB	SO	LOB	TOP																
Felipe Alou, R OBP: 0.315, SLG: 0.451 (1, 8)										5	1	2	0	0	0	0	Atlanta Braves @ Cincinnati Reds Crosley Field, Cincinnati, OH Sat Jun 03 1967, 3:33 AM EDT Att: 7,633 - Unknown																
Rico Carty, R OBP: 0.348, SLG: 0.371 (1, 7)										5	2	2	2	0	2																		
Hank Aaron, R OBP: 0.388, SLG: 0.596 (1, 9)										5	2	3	1	0	1																		
Joe Torre, R OBP: 0.385, SLG: 0.599 (1, 2)										4	1	1	2	0	1																		
Gene Oliver, R OBP: 0.281, SLG: 0.412 (1, 3)										4	0	0	0	1	2																		
Clete Boyer, R OBP: 0.319, SLG: 0.414 (1, 5)										5	1	2	1	0	0																		
Denis Menke, R OBP: 0.313, SLG: 0.273 (1, 6)										3	0	1	0	2	0																		
Woody Woodward, R OBP: 0.273, SLG: 0.255 (1, 4)										2	0	1	0	1	0																		
Mack Jones, L OBP: 0.308, SLG: 0.415 (7, PH)										1	0	0	0	0	0																		
Ramon Hernandez, S (7, 1)										0	0	0	0	0	0																		
Bob Bruce, R OBP: 0.187, SLG: 0.091 (2, 1)										1	0	0	0	0	0																		
Clay Carroll, R OBP: 0.240, SLG: 0.800 (5, PH)										0	0	0	0	0	0																		
Jay Ritchie, R OBP: 0.240, SLG: 0.800 (5, PH)										1	0	0	0	0	0																		
Glen Clark, S (6, PH)										0	0	0	0	0	0																		
Phil Niekro, R OBP: 0.409, SLG: 0.950 (8, 1)										0	0	0	0	0	0																		
Miguel de la Hoz, R OBP: 0.241, SLG: 0.321 (7, 4)										1	0	0	0	0	0																		
Inning Stats	R: 2 E: 0 K: 0 S: 5	H: 2 LOB: 1 BB: 1 P: 9	R: 0 E: 0 K: 1 S: 7	H: 2 LOB: 2 BB: 0 P: 7	R: 2 E: 1 K: 1 S: 8	H: 3 LOB: 2 BB: 1 P: 12	R: 0 E: 0 K: 0 S: 3	H: 0 LOB: 0 BB: 0 P: 3	R: 0 E: 0 K: 0 S: 4	H: 1 LOB: 2 BB: 1 P: 8	R: 2 E: 0 K: 0 S: 6	H: 3 LOB: 1 BB: 0 P: 6	R: 0 E: 0 K: 0 S: 3	H: 0 LOB: 1 BB: 1 P: 7	R: 0 E: 0 K: 2 S: 7	H: 0 LOB: 0 BB: 0 P: 7	R: 1 E: 0 K: 2 S: 8	H: 1 LOB: 0 BB: 0 P: 8	1B: 6 2B: 3 3B: 0 HR: 3	SF: 1 SAC: 0 DP: 0 HBP: 0	WP: 0 PB: 0 SB: 0 CS: 0	PA: 43											
PITCHER	IP WLS BF H R ER SO BB IBB HBP BLK WP HR S P ERA WHIP																																
Billy McCool, L ERA: 2.97 (1, 1)	2.2	16	7	4	3	2	1	0	0	0	0	0	2	19	23	10.12	3.000																
Mel Queen, R ERA: 1.92 (3, 1)	6.1	W	27	5	3	3	4	3	0	0	0	0	1	32	44	4.26	1.263																

AB	38
R	7
H	12
RBI	6
BB	4
SO	6
LOB	13



Batter	1	2	3	4	5	6	7	8	9	AB	R	H	RBI	BB	SO	LOB	BOTTOM																
Floyd Robinson, L OBP: 0.327, SLG: 0.386 (1, 9)										4	2	2	1	0	0		Atlanta Braves @ Cincinnati Reds Crosley Field, Cincinnati, OH Sat Jun 03 1967, 3:33 AM EDT Att: 7,633 - Unknown																
Giraldo Ruiz, S OBP: 0.227, SLG: 0.297 (9, PH)										5	0	3	2	0	0																		
Vada Pinson, L OBP: 0.311, SLG: 0.407 (1, 8)										5	1	3	1	0	0																		
Pete Rose, S OBP: 0.414, SLG: 0.503 (1, 7)										5	1	3	1	0	0																		
Tony Perez, R OBP: 0.337, SLG: 0.575 (1, 5)										4	1	2	2	0	0																		
Deron Johnson, R OBP: 0.354, SLG: 0.539 (1, 3)										3	1	1	0	1	0																		
Tommy Helms, R OBP: 0.309, SLG: 0.371 (1, 4)										4	0	0	0	0	1																		
Johnny Edwards, L OBP: 0.292, SLG: 0.295 (1, 2)										4	1	2	1	0	0																		
Leo Cardenas, R OBP: 0.296, SLG: 0.273 (1, 6)										4	0	0	0	0	2																		
Billy McCool, R OBP: 0.167, SLG: 0.091 (1, 1)										1	1	1	1	0	0																		
Mel Queen, L OBP: 0.143, SLG: 0.100 (3, 1)										3	1	1	0	0	0																		
Inning Stats	R: 0 E: 0 K: 0 S: 4	H: 2 LOB: 1 BB: 0 P: 4	R: 4 E: 0 K: 0 S: 7	H: 5 LOB: 0 BB: 0 P: 7	R: 0 E: 0 K: 0 S: 3	H: 1 LOB: 0 BB: 0 P: 3	R: 0 E: 0 K: 0 S: 3	H: 0 LOB: 0 BB: 0 P: 3	R: 3 E: 0 K: 0 S: 6	H: 3 LOB: 1 BB: 1 P: 10	R: 0 E: 0 K: 0 S: 4	H: 1 LOB: 1 BB: 0 P: 4	R: 0 E: 0 K: 1 S: 5	H: 0 LOB: 0 BB: 0 P: 5	R: 1 E: 0 K: 0 S: 4	H: 2 LOB: 3 BB: 0 P: 4	1B: 10 2B: 3 3B: 0 HR: 2	SF: 0 SAC: 1 DP: 2 HBP: 0	WP: 0 PB: 0 SB: 0 CS: 1	PA: 40													
PITCHER	IP WLS BF H R ER SO BB IBB HBP BLK WP HR S P ERA WHIP																																
Bob Bruce, R ERA: 4.36 (1, 1)	1.2	11	7	4	4	0	0	0	0	0	0	0	2	11	15	9.00	1.667																
Clay Carroll, R ERA: 5.07 (2, 1)	3.0	12	4	3	3	0	1	0	0	0	0	0	0	11	15	9.00	1.667																
Jay Ritchie, R ERA: 3.91 (5, 1)	0.1	1	0	0	0	0	0	0	0	0	0	0	0	1	1	0.00	0.000																
Phil Niekro, R ERA: 1.79 (6, 1)	1.0	4	1	0	0	0	0	0	0	0	0	0	0	4	4	0.00	1.000																
Ramon Hernandez, L ERA: 6.35 (7, 1)	2.0	L	11	3	1	1	1	0	0	0	0	0	0	13	13	4.50	1.500																



Batter	1	2	3	4	5	6	7	8	9	AB	R	H	RBI	BB	SO	LOB	TOP					
Felipe Alou, R OBP: 0.312, SLG: 0.444 (1, 3)										5	0	1	0	0	1	1	Atlanta Braves @ Cincinnati Reds Crosley Field, Cincinnati, OH Sun Jun 04 1967, 3:33 AM EDT Att: 15,812 - Unknown					
Mack Jones, L OBP: 0.311, SLG: 0.422 (1, 8)										5	0	2	0	0	1	2						
Hank Aaron, R OBP: 0.371, SLG: 0.610 (1, 9)										4	2	2	1	0	0	2						
Joe Torre, R OBP: 0.392, SLG: 0.602 (1, 2)										4	1	3	0	0	0	0						
Rico Carty, R OBP: 0.352, SLG: 0.381 (1, 7)										4	0	2	1	0	1	2						
Clete Boyer, R OBP: 0.317, SLG: 0.408 (1, 5)										2	0	0	1	1	0	1						
Denis Menke, R OBP: 0.318, SLG: 0.281 (1, 6)										3	1	1	0	1	1	3						
Woody Woodward, R OBP: 0.277, SLG: 0.260 (6, PH)										2	0	1	1	0	0	2						
Charlie Lau, L OBP: 0.231, SLG: 0.200 (6, PH)										1	0	0	0	0	0	2						
Marty Martinez, S OBP: 0.321, SLG: 0.240 (6, 4)										1	0	0	0	0	1	0						
Ken Johnson, R OBP: 0.269, SLG: 0.048 (5, PH)										1	0	0	0	0	1	0						
Glen Clark, S OBP: 0.249, SLG: 0.078 (5, PH)										0	0	0	0	0	0	1						
Wade Blasingame, L OBP: 0.249, SLG: 0.290 (5, PH)										0	0	0	0	0	0	0						
Gary Blasingame, R OBP: 0.229, SLG: 0.278 (5, PH)										1	0	0	0	0	1	2						
Dick Kelley, R OBP: 0.221, SLG: 0.230 (5, PH)										0	0	0	0	0	0	0						
Miguel de la Hoz, R OBP: 0.233, SLG: 0.310 (5, PH)										1	0	0	0	0	0	0						
Inning Stats	R: 0 E: 0 K: 0 S: 3	H: 1 LOB: 0 BB: 0 P: 3	R: 0 E: 0 K: 2 S: 8	H: 1 LOB: 2 BB: 1 P: 12	R: 0 E: 0 K: 1 S: 6	H: 1 LOB: 0 BB: 0 P: 6	R: 0 E: 0 K: 0 S: 3	H: 1 LOB: 0 BB: 0 P: 3	R: 1 E: 0 K: 1 S: 7	H: 2 LOB: 1 BB: 0 P: 7	R: 2 E: 0 K: 1 S: 8	H: 3 LOB: 2 BB: 1 P: 12	R: 1 E: 0 K: 0 S: 4	H: 2 LOB: 0 BB: 0 P: 4	R: 0 E: 0 K: 0 S: 4	H: 1 LOB: 1 BB: 0 P: 4	R: 0 E: 0 K: 1 S: 5	H: 0 LOB: 0 BB: 0 P: 5	1B: 8 2B: 3 3B: 0 HR: 1	SF: 1 SAC: 0 DP: 3 HBP: 0	WP: 0 PB: 1 SB: 0 CS: 0	PA: 38
PITCHER	IP	WLS	BF	H	R	ER	SO	BB	IBB	HBP	BLK	WP	HR	S	P	ERA	WHIP					
Jim Maloney, R ERA: 3.47 (1, 1)	7.0	W	32	12	4	4	5	2	0	0	0	0	1	40	48	5.14	2.000					
Bob Lee, R ERA: 5.73 (8, 1)	2.0	S	6	0	0	0	1	0	0	0	0	0	0	8	8	0.00	0.000					

AB	35
R	4
H	12
RBI	4
BB	2
SO	6
LOB	19



Batter	1	2	3	4	5	6	7	8	9	AB	R	H	RBI	BB	SO	LOB	BOTTOM				
Floyd Robinson, L OBP: 0.327, SLG: 0.383 (1, 9)										3	1	1	0	0	0	0	Atlanta Braves @ Cincinnati Reds Crosley Field, Cincinnati, OH Sun Jun 04 1967, 3:33 AM EDT Att: 15,812 - Unknown				
Dick Simpson, R OBP: 0.208, SLG: 0.300 (7, PH)										4	0	1	0	0	0	1					
Vada Pinson, L OBP: 0.310, SLG: 0.404 (1, 8)										4	0	2	1	0	0	0					
Pete Rose, S OBP: 0.415, SLG: 0.503 (1, 7)										4	1	2	0	0	1	1					
Tony Perez, R OBP: 0.340, SLG: 0.584 (1, 5)										4	0	0	0	0	3	3					
Deron Johnson, R OBP: 0.345, SLG: 0.523 (1, 3)										4	0	0	0	0	3	3					
Tommy Helms, R OBP: 0.309, SLG: 0.385 (1, 4)										3	0	1	0	0	0	2					
Johnny Edwards, L OBP: 0.294, SLG: 0.296 (1, 2)										3	1	1	1	0	0	2					
Leo Cardenas, R OBP: 0.301, SLG: 0.301 (1, 6)										3	2	2	2	0	0	0					
Jim Maloney, L OBP: 0.217, SLG: 0.318 (1, 1)										3	0	0	0	0	1	1					
Bob Lee, R ERA: 5.73 (8, 1)										0	0	0	0	0	0	0					
Inning Stats	R: 0 E: 0 K: 0 S: 3	H: 0 LOB: 0 BB: 0 P: 3	R: 0 E: 0 K: 0 S: 4	H: 1 LOB: 1 BB: 0 P: 4	R: 2 E: 1 K: 0 S: 5	H: 3 LOB: 1 BB: 0 P: 5	R: 3 E: 0 K: 1 S: 8	H: 3 LOB: 0 BB: 0 P: 8	R: 0 E: 0 K: 2 S: 7	H: 1 LOB: 1 BB: 0 P: 8	R: 0 E: 0 K: 2 S: 7	H: 0 LOB: 0 BB: 0 P: 7	R: 0 E: 0 K: 1 S: 6	H: 1 LOB: 1 BB: 0 P: 6	1B: 5 2B: 3 3B: 1 HR: 1	SF: 0 SAC: 0 DP: 0 HBP: 0	WP: 0 PB: 0 SB: 1 CS: 0	PA: 32			
PITCHER	IP	WLS	BF	H	R	ER	SO	BB	IBB	HBP	BLK	WP	HR	S	P	ERA	WHIP				
Ken Johnson, R ERA: 2.56 (1, 1)	4.0	L	18	7	5	4	4	0	0	0	0	0	0	3	3	0.00	1.000				
Wade Blasingame, L ERA: 5.79 (5, 1)	1.0		3	1	0	0	0	0	0	0	0	0	0	3	3	0.00	1.000				
Dick Kelley, L ERA: 4.93 (6, 1)	3.0		11	2	0	0	5	0	0	0	0	0	0	21	21	0.00	0.667				



Batter	1	2	3	4	5	6	7	8	9	AB	R	H	RBI	BB	SO	LOB	TOP			
Gene Michael, S OBP: 0.244, SLG: 0.219	1-3	SH1-3			P6		L4		1B	4	0	1	0	0	0	0	Los Angeles Dodgers @ Atlanta Braves Atlanta Stadium, Atlanta, GA Mon Jun 05 1967, 7:05 PM EDT Att: 10,046 - Unknown			
Ron Hunt, R OBP: 0.374, SLG: 0.355	1-3	1-3			2B		L4		K	4	1	1	0	1	1	2				
Willie Davis, L OBP: 0.333, SLG: 0.365	1-2				E2		6-3			3	1	1	0	1	1	0				
Ron Fairly, L OBP: 0.348, SLG: 0.391	1-3				3-1				SH1-4	2	0	1	1	2	0	0				
Al Ferrara, R OBP: 0.315, SLG: 0.418	K				1-3				SH1-4	3	0	0	0	0	2	3				
Wes Parker, S OBP: 0.358, SLG: 0.320	K				1-3				SH1-4	0	0	0	0	0	0	0				
John Roseboro, L OBP: 0.412, SLG: 0.365					G3				SH1-4	3	1	2	0	1	0	2				
Len Gabrielson, L OBP: 0.245, SLG: 0.308					PB				G1-4-3	3	1	1	2	0	1	1				
Jim Hickman, R OBP: 0.250, SLG: 0.275					K				G1-4-3	1	0	0	0	0	0	2				
Bob Bailey, R OBP: 0.218, SLG: 0.211					1-3				P6	2	0	0	0	1	1	1				
Dick Schofield, S OBP: 0.310, SLG: 0.208					1-3				P6	1	0	0	0	0	0	0				
Claude Osteen, L OBP: 0.235, SLG: 0.226					P6				F7	4	0	1	0	0	1	2				
Phil Regan, R									F7	0	0	0	0	0	0	0				
Inning Stats	R: 1 E: 0 K: 1 S: 5	H: 1 LOB: 1 BB: 2 P: 13	R: 2 E: 0 K: 1 S: 8	H: 3 LOB: 1 BB: 0 P: 8	R: 0 E: 0 K: 1 S: 5	H: 0 LOB: 0 BB: 0 P: 5	R: 0 E: 0 K: 1 S: 6	H: 1 LOB: 1 BB: 0 P: 6	R: 1 E: 1 K: 1 S: 7	H: 2 LOB: 2 BB: 1 P: 11	R: 0 E: 0 K: 0 S: 3	H: 0 LOB: 0 BB: 0 P: 3	R: 0 E: 0 K: 0 S: 2	H: 0 LOB: 1 BB: 0 P: 20	R: 0 E: 0 K: 1 S: 6	H: 1 LOB: 1 BB: 0 P: 6	1B: 5 2B: 2 3B: 0 HR: 1	SF: 0 SAC: 2 DP: 1 HBP: 0	WP: 0 PB: 1 SB: 1 CS: 1	PA: 38
PITCHER	IP WLS BF H R ER SO BB IBB HBP BLK WP HR S P ERA WHIP	IP WLS BF H R ER SO BB IBB HBP BLK WP HR S P ERA WHIP	IP WLS BF H R ER SO BB IBB HBP BLK WP HR S P ERA WHIP	IP WLS BF H R ER SO BB IBB HBP BLK WP HR S P ERA WHIP	IP WLS BF H R ER SO BB IBB HBP BLK WP HR S P ERA WHIP	IP WLS BF H R ER SO BB IBB HBP BLK WP HR S P ERA WHIP	IP WLS BF H R ER SO BB IBB HBP BLK WP HR S P ERA WHIP	IP WLS BF H R ER SO BB IBB HBP BLK WP HR S P ERA WHIP	IP WLS BF H R ER SO BB IBB HBP BLK WP HR S P ERA WHIP	IP WLS BF H R ER SO BB IBB HBP BLK WP HR S P ERA WHIP	IP WLS BF H R ER SO BB IBB HBP BLK WP HR S P ERA WHIP	IP WLS BF H R ER SO BB IBB HBP BLK WP HR S P ERA WHIP	IP WLS BF H R ER SO BB IBB HBP BLK WP HR S P ERA WHIP	IP WLS BF H R ER SO BB IBB HBP BLK WP HR S P ERA WHIP	IP WLS BF H R ER SO BB IBB HBP BLK WP HR S P ERA WHIP	IP WLS BF H R ER SO BB IBB HBP BLK WP HR S P ERA WHIP	IP WLS BF H R ER SO BB IBB HBP BLK WP HR S P ERA WHIP			
Tony Cloninger, R ERA: 2.63	5.0	L	24	7	4	3	5	2	1	0	0	0	0	0	0	0	5.40	1.800		
Wade Blasingame, L ERA: 5.14	2.1		9	0	0	0	1	3	0	0	0	0	0	0	0	0	0.00	1.286		
Clay Carroll, R ERA: 5.56	0.2		1	0	0	0	0	0	0	0	0	0	0	0	0	0	0.00	0.000		
Phil Niekro, R ERA: 1.74	1.0		4	1	0	0	1	0	0	0	0	0	0	0	0	0	0.00	1.000		

Batter	1	2	3	4	5	6	7	8	9	AB	R	H	RBI	BB	SO	LOB	BOTTOM					
Felipe Alou, R OBP: 0.320, SLG: 0.449	6-3								1B	5	0	3	0	0	0	1	Los Angeles Dodgers @ Atlanta Braves Atlanta Stadium, Atlanta, GA Mon Jun 05 1967, 7:05 PM EDT Att: 10,046 - Unknown					
Mack Jones, L OBP: 0.303, SLG: 0.410	4-3								K	4	0	0	0	0	2	4						
Hank Aaron, R OBP: 0.368, SLG: 0.602	6-3								K	4	0	1	0	0	1	0						
Joe Torre, R OBP: 0.389, SLG: 0.594	6-3								1B	4	0	1	0	0	0	2						
Rico Carty, R OBP: 0.350, SLG: 0.396	5-3								L4	4	1	1	1	0	0	1						
Clete Boyer, R OBP: 0.321, SLG: 0.430	P3								1B	4	1	2	1	0	0	0						
Denis Menke, R OBP: 0.310, SLG: 0.273									HR	4	1	2	1	0	0	0						
Woody Woodward, R OBP: 0.276, SLG: 0.252									HR	4	0	0	0	0	0	2						
Tony Cloninger, R ERA: 2.63									F7	1	0	0	0	0	1	1						
Glen Clark, S ERA: 5.14									1B	1	0	0	0	0	0	0						
Wade Blasingame, L ERA: 5.14									1B	0	0	0	0	0	0	0						
Clay Carroll, R ERA: 5.56									K	0	0	0	0	0	0	0						
Miguel de la Hoz, R OBP: 0.228, SLG: 0.330									1B	1	0	0	0	0	0	0						
Phil Niekro, R ERA: 1.74									1B	1	0	0	0	0	0	0						
Charlie Lau, S OBP: 0.274, SLG: 0.182									1B	1	0	0	0	0	0	1						
Inning Stats	R: 0 E: 0 K: 0 S: 3	H: 0 LOB: 0 BB: 0 P: 3	R: 0 E: 0 K: 0 S: 3	H: 0 LOB: 0 BB: 0 P: 3	R: 0 E: 0 K: 2 S: 8	H: 1 LOB: 2 BB: 1 P: 12	R: 0 E: 0 K: 0 S: 5	H: 2 LOB: 2 BB: 0 P: 5	R: 0 E: 0 K: 0 S: 4	H: 1 LOB: 1 BB: 0 P: 4	R: 0 E: 0 K: 1 S: 5	H: 0 LOB: 0 BB: 0 P: 5	R: 0 E: 0 K: 1 S: 5	H: 0 LOB: 0 BB: 0 P: 5	R: 0 E: 0 K: 1 S: 7	H: 2 LOB: 2 BB: 0 P: 7	R: 2 E: 1 K: 0 S: 6	H: 2 LOB: 1 BB: 0 P: 6	1B: 6 2B: 0 3B: 0 HR: 2	SF: 0 SAC: 0 DP: 0 HBP: 0	WP: 1 PB: 0 SB: 0 CS: 0	PA: 37
PITCHER	IP WLS BF H R ER SO BB IBB HBP BLK WP HR S P ERA WHIP	IP WLS BF H R ER SO BB IBB HBP BLK WP HR S P ERA WHIP	IP WLS BF H R ER SO BB IBB HBP BLK WP HR S P ERA WHIP	IP WLS BF H R ER SO BB IBB HBP BLK WP HR S P ERA WHIP	IP WLS BF H R ER SO BB IBB HBP BLK WP HR S P ERA WHIP	IP WLS BF H R ER SO BB IBB HBP BLK WP HR S P ERA WHIP	IP WLS BF H R ER SO BB IBB HBP BLK WP HR S P ERA WHIP	IP WLS BF H R ER SO BB IBB HBP BLK WP HR S P ERA WHIP	IP WLS BF H R ER SO BB IBB HBP BLK WP HR S P ERA WHIP	IP WLS BF H R ER SO BB IBB HBP BLK WP HR S P ERA WHIP	IP WLS BF H R ER SO BB IBB HBP BLK WP HR S P ERA WHIP	IP WLS BF H R ER SO BB IBB HBP BLK WP HR S P ERA WHIP	IP WLS BF H R ER SO BB IBB HBP BLK WP HR S P ERA WHIP	IP WLS BF H R ER SO BB IBB HBP BLK WP HR S P ERA WHIP	IP WLS BF H R ER SO BB IBB HBP BLK WP HR S P ERA WHIP	IP WLS BF H R ER SO BB IBB HBP BLK WP HR S P ERA WHIP	IP WLS BF H R ER SO BB IBB HBP BLK WP HR S P ERA WHIP					
Claude Osteen, L ERA: 3.78	8.0	W	33	8	2	2	5	1	0	0	0	0	0	0	0	0	2.25	1.125				
Phil Regan, R ERA: 3.0	1.0	S	4	0	0	0	0	0	0	0	0	0	0	0	0	0	0.00	0.000				

Batter	1	2	3	4	5	6	7	8	9	AB	R	H	RBI	BB	SO	LOB	TOP					
Gene Michael, S (1, 6) OBP: 0.238, SLG: 0.213	F8		K		F7		L4		SH2-4 1B	4	0	0	0	0	1	10	Los Angeles Dodgers @ Atlanta Braves Atlanta Stadium, Atlanta, GA Tue Jun 06 1967, 7:05 PM EDT Att: 14,171 - Unknown livebaseballscores.com					
Jim Campanis, R (9, PH) OBP: 0.471, SLG: 0.643										1	0	1	0	0	0	0						
Nate Oliver, R (9, PR) OBP: 0.435, SLG: 0.455										0	0	0	0	0	0	0						
Ron Hunt, R (1, 4) OBP: 0.387, SLG: 0.367	2B 7-2-5 BB		1B		2B 1B		1B		SH2-4 1-2	3	1	3	0	1	0	0						
Willie Davis, L (1, 8) OBP: 0.342, SLG: 0.387	1-3 2B		1-2 1B		1-3 2B		F8		P5	5	0	3	0	0	0	3						
Al Ferrara, R (1, 9) OBP: 0.310, SLG: 0.408	FC		F8		2-3 3-H 1B		F7		K	5	0	1	1	0	1	7						
Ron Fairly, L (1, 3) OBP: 0.341, SLG: 0.382	7-2-5				L4		P6		1-3	4	0	0	0	0	0	5						
Bob Bailey, R (1, 5) OBP: 0.227, SLG: 0.220	3-H				L4		P4		1-3	4	1	2	0	0	0	2						
Jim Hickman, R (1, 7) OBP: 0.250, SLG: 0.291			6-3		2B G5-2-3 1B		P4		3B 1B	4	0	1	0	0	1	1						
Jeff Torborg, R (1, 2) OBP: 0.264, SLG: 0.292			1-3		1-3 2B		6-3		K	2	0	0	0	1	1	0						
Jim Lefebvre, S (8, PH) OBP: 0.359, SLG: 0.390							6-3		6-3	2	0	0	0	1	1	0						
Don Sutton, R (8, PR) OBP: 0.185, SLG: 0.259			K						1-H 3B	0	0	0	0	0	0	0						
John Roseboro, L (8, 2) OBP: 0.412, SLG: 0.365										0	0	0	0	0	0	0						
Bill Singer, R (1, 1) OBP: 0.091, SLG: 0.091									F3	3	0	0	0	0	1	3						
Phil Regan, R (6, 1)										0	0	0	0	0	0	0						
Lou Johnson, R (8, PH) OBP: 0.345, SLG: 0.420										1	0	0	0	0	0	1						
Ron Perranoski, L (8, 1) OBP: 0.250, SLG: 0.250										0	0	0	0	0	0	0						
Inning Stats	R: 0 E: 0 K: 1 S: 4	H: 1 LOB: 2 BB: 1 P: 8	R: 0 E: 0 K: 1 S: 5	H: 0 LOB: 0 BB: 0 P: 5	R: 0 E: 0 K: 1 S: 7	H: 2 LOB: 2 BB: 0 P: 7	R: 0 E: 0 K: 0 S: 4	H: 2 LOB: 2 BB: 1 P: 8	R: 1 E: 0 K: 0 S: 6	H: 3 LOB: 2 BB: 0 P: 6	R: 0 E: 0 K: 1 S: 5	H: 0 LOB: 0 BB: 0 P: 5	R: 0 E: 0 K: 0 S: 4	H: 1 LOB: 1 BB: 0 P: 4	R: 1 E: 0 K: 1 S: 7	H: 2 LOB: 1 BB: 0 P: 7	R: 0 E: 0 K: 1 S: 6	H: 1 LOB: 2 BB: 0 P: 6	1B: 8 2B: 4 3B: 1 HR: 0	SF: 0 SAC: 1 DP: 2 HBP: 0	WP: 0 PB: 0 SB: 0 CS: 0	PA: 40
PITCHER Denny Lemaster, L (1, 1) ERA: 2.45	IP: 9.0 WLS: W BF: 40	H: 12 R: 2 ER: 2 SO: 5	BB: 1 IBB: 1 HBP: 0 BLK: 0	WP: 0 HR: 0 S: 48 P: 56	ERA: 2.00 WHIP: 1.444	PITCHER																

Batter	1	2	3	4	5	6	7	8	9	AB	R	H	RBI	BB	SO	LOB	BOTTOM				
Felipe Alou, R (1, 3) OBP: 0.313, SLG: 0.439	F8				F2		6-3		K	4	0	0	0	0	1	1	Los Angeles Dodgers @ Atlanta Braves Atlanta Stadium, Atlanta, GA Tue Jun 06 1967, 7:05 PM EDT Att: 14,171 - Unknown livebaseballscores.com				
Mack Jones, L (1, 8) OBP: 0.314, SLG: 0.423	K				1B BB				BLK 1B	3	2	2	0	1	1	0					
Hank Aaron, R (1, 9) OBP: 0.376, SLG: 0.601	F5				1-3 1B				1B 1-2 IBB	2	0	1	0	2	0	0					
Joe Torre, R (1, 2) OBP: 0.392, SLG: 0.592					K				1B IBB	4	0	2	2	0	2	2					
Rico Carty, R (1, 7) OBP: 0.342, SLG: 0.387	4-3				L4				G1-6-3 1B	4	0	0	0	0	1	6					
Clete Boyer, R (1, 5) OBP: 0.322, SLG: 0.442	F8								G6-4-3 1B	3	1	1	0	0	0	2					
Denis Menke, R (1, 6) OBP: 0.311, SLG: 0.275					K				1B 3B	3	0	1	1	0	1	0					
Woody Woodward, R (1, 4) OBP: 0.271, SLG: 0.248					F7				4-3 SH3-4 1B	2	0	0	0	0	0	0					
Denny Lemaster, R (1, 1) OBP: 0.125, SLG: 0.100					G3				SH3-4 1-2	3	0	0	0	0	0	1					
Inning Stats	R: 0 E: 0 K: 1 S: 5	H: 0 LOB: 0 BB: 0 P: 5	R: 0 E: 0 K: 1 S: 5	H: 0 LOB: 0 BB: 0 P: 5	R: 0 E: 0 K: 1 S: 6	H: 1 LOB: 2 BB: 1 P: 10	R: 1 E: 0 K: 0 S: 5	H: 2 LOB: 1 BB: 0 P: 5	R: 1 E: 0 K: 1 S: 6	H: 2 LOB: 1 BB: 1 P: 10	R: 0 E: 0 K: 0 S: 3	H: 0 LOB: 0 BB: 0 P: 3	R: 1 E: 0 K: 1 S: 6	H: 2 LOB: 1 BB: 1 P: 10	R: 1 E: 0 K: 1 S: 6	H: 2 LOB: 1 BB: 1 P: 10		1B: 5 2B: 1 3B: 1 HR: 0	SF: 0 SAC: 1 DP: 2 HBP: 0	WP: 0 PB: 0 SB: 0 CS: 0	PA: 32
PITCHER Bill Singer, R (1, 1) ERA: 4.05	IP: 5.0 WLS: 22 BF: 5	H: 5 R: 2 ER: 2 SO: 4	BB: 1 IBB: 1 HBP: 0 BLK: 0	WP: 0 HR: 0 S: 7 P: 7	ERA: 0.00 WHIP: 0.000	PITCHER															
Phil Regan, R (6, 1) ERA: 2.81	IP: 2.0 WLS: 5 BF: 0	H: 0 R: 0 ER: 0 SO: 1	BB: 0 IBB: 0 HBP: 0 BLK: 0	WP: 0 HR: 0 S: 7 P: 7	ERA: 9.00 WHIP: 2.000	PITCHER															
Ron Perranoski, L (8, 1) ERA: 2.65	IP: 1.0 WLS: L BF: 5	H: 2 R: 1 ER: 1 SO: 1	BB: 0 IBB: 1 HBP: 0 BLK: 0	WP: 0 HR: 0 S: 6 P: 10	ERA: 9.00 WHIP: 2.000	PITCHER															

Batter	1	2	3	4	5	6	7	8	9	AB	R	H	RBI	BB	SO	LOB	TOP										
Wes Parker, S OBP: 0.359, SLG: 0.318 (1, 3)	F8	K		BB HBP BB		5-3 1B		F8		4	0	1	0	1	1	1	Los Angeles Dodgers @ Atlanta Braves Atlanta Stadium, Atlanta, GA Thu Jun 08 1967, 7:05 PM EDT Att: 16,812 - Unknown										
Ron Hunt, R OBP: 0.392, SLG: 0.382 (1, 4)	BLK 1B	F2		BB HBP		5-3		G3		4	0	1	0	0	0	2											
Willie Davis, L OBP: 0.335, SLG: 0.376 (1, 8)	P3		F7			F8		F7		4	0	0	1	1	0	2											
Ron Fairly, L OBP: 0.333, SLG: 0.371 Jim Hickman, R OBP: 0.242, SLG: 0.281 (1, 9) (7, 9)	F8		1-3 1B			K				4	0	1	0	0	1	5											
John Roseboro, L OBP: 0.398, SLG: 0.352 (1, 2)		K	1-3 1B			K				5	0	1	0	0	2	1											
Len Gabrielson, L OBP: 0.230, SLG: 0.298 (1, 7)		2B	P5			4-3		FC1-6 1B		5	1	1	0	0	0	2											
Bob Bailey, R Dick Schofield, S OBP: 0.256, SLG: 0.256 OBP: 0.310, SLG: 0.208 (1, 5) (7, 5)	2B 1B BB					K		L7		3	1	1	0	1	1	1											
Gene Michael, S OBP: 0.256, SLG: 0.234 (1, 6)		1B 2B				6-3				4	1	3	1	0	0	0											
Don Drysdale, R OBP: 0.200, SLG: 0.162 Phil Regan, R (7, 1)		1-3 2-H 3-H 1B				HBP BB BB 1B		F8		4	1	2	2	0	0	4											
Inning Stats	R: 0 E: 0 K: 0 S: 4	H: 1 LOB: 1 BB: 0 P: 4	R: 3 E: 0 K: 2 S: 10	H: 3 LOB: 1 BB: 1 P: 14	R: 0 E: 0 K: 0 S: 4	H: 1 LOB: 1 BB: 0 P: 4	R: 1 E: 0 K: 1 S: 6	H: 1 LOB: 3 BB: 2 P: 15	R: 0 E: 0 K: 1 S: 7	H: 2 LOB: 2 BB: 0 P: 7	R: 0 E: 0 K: 1 S: 6	H: 1 LOB: 1 BB: 0 P: 6	R: 0 E: 0 K: 0 S: 5	H: 2 LOB: 2 BB: 0 P: 5	R: 0 E: 0 K: 0 S: 3	H: 0 LOB: 0 BB: 0 P: 3		R: 0 E: 0 K: 0 S: 3	H: 0 LOB: 0 BB: 0 P: 3	1B: 9 2B: 2 3B: 0 HR: 0	SF: 0 SAC: 0 DP: 0 HBP: 1	WP: 0 PB: 0 SB: 0 CS: 0	PA: 42				
PITCHER	IP	WLS	BF	H	R	ER	SO	BB	IBB	HBP	BLK	WP	HR	S	P	ERA	WHIP										
Bob Bruce, R ERA: 4.98 Jay Ritchie, R ERA: 3.67 Wade Blasingame, L ERA: 5.01 Ramon Hernandez, L ERA: 5.79 Clay Carroll, R ERA: 5.25 (1, 1) (2, 1) (4, 1) (6, 1) (8, 1)	1.1		9	4	3	3	1	1	0	0	1	0	0	10	14	20.25	3.750										

Batter	1	2	3	4	5	6	7	8	9	AB	R	H	RBI	BB	SO	LOB	BOTTOM											
Felipe Alou, R OBP: 0.322, SLG: 0.444 (1, 3)	F2		HBP 1B			5-3	FC6-2 FC4-6			5	0	2	1	0	0	2	Los Angeles Dodgers @ Atlanta Braves Atlanta Stadium, Atlanta, GA Thu Jun 08 1967, 7:05 PM EDT Att: 16,812 - Unknown											
Mack Jones, L OBP: 0.317, SLG: 0.432 (1, 8)	HR		HBP			G3	FC4-6			3	1	1	1	0	0	2												
Gary Geiger, L OBP: 0.356, SLG: 0.311 (1, 9)	L9		F8			F7		4-3		4	0	0	0	0	0	2												
Joe Torre, R OBP: 0.394, SLG: 0.588 (1, 2)	F9					6-3	1B 2B 1B	K		4	1	1	0	0	1	0												
Rico Carty, R OBP: 0.349, SLG: 0.406 (1, 7)		P6				6-3	2B 1B 1B	S BB		3	1	1	0	1	0	0												
Clete Boyer, R OBP: 0.324, SLG: 0.463 (1, 5)		6-3				K	1-3 2-H 1B 2B	1-3 1B		4	1	1	1	0	1	1												
Denis Menke, R OBP: 0.319, SLG: 0.300 (1, 6)		3-1				F7	FC1-6 1B	SH3-4 1B BB		3	1	1	2	1	0	0												
Woody Woodward, R OBP: 0.272, SLG: 0.259 (1, 4)			5-3			L7	FC1-6 1B FC6-2	SH3-4		3	0	0	0	0	0	1												
Bob Bruce, R ERA: 4.98 Jay Ritchie, R ERA: 3.67 Wade Blasingame, L ERA: 5.01 Ramon Hernandez, S ERA: 5.79 Charlie Lau, R ERA: 5.25 Clay Carroll, R ERA: 5.25 (1, 1) (2, 1) (3, PH) (4, 1) (6, 1) (7, PH) (8, 1) (9, PH)	1.1		9	4	3	3	1	1	0	0	1	0	0	10	14	20.25		3.750										
Inning Stats	R: 1 E: 0 K: 0 S: 4	H: 1 LOB: 0 BB: 0 P: 4	R: 0 E: 0 K: 0 S: 3	H: 0 LOB: 0 BB: 0 P: 3	R: 0 E: 0 K: 1 S: 6	H: 1 LOB: 2 BB: 0 P: 7	R: 0 E: 0 K: 1 S: 5	H: 0 LOB: 0 BB: 0 P: 5	R: 0 E: 0 K: 1 S: 3	H: 0 LOB: 0 BB: 0 P: 3	R: 3 E: 1 K: 0 S: 8	H: 5 LOB: 2 BB: 0 P: 8	R: 0 E: 0 K: 1 S: 5	H: 0 LOB: 1 BB: 1 P: 9	R: 0 E: 0 K: 0 S: 3	H: 1 LOB: 1 BB: 1 P: 7		1B: 6 2B: 1 3B: 0 HR: 1	SF: 0 SAC: 1 DP: 0 HBP: 1	WP: 0 PB: 0 SB: 1 CS: 0	PA: 37							
PITCHER	IP	WLS	BF	H	R	ER	SO	BB	IBB	HBP	BLK	WP	HR	S	P	ERA	WHIP											
Don Drysdale, R ERA: 2.15 Phil Regan, R ERA: 2.86 (1, 1) (7, 1)	6.0		24	5	4	4	3	0	0	1	0	0	0	29	30	6.00	0.833											

Batter	1	2	3	4	5	6	7	8	9	AB	R	H	RBI	BB	SO	LOB	TOP			
Ty Cline, L (1,7) OBP: 0.200, SLG: 0.136	L8			L		L6-3		L4		4	0	0	0	0	0	0	San Francisco Giants @ Atlanta Braves Atlanta Stadium, Atlanta, GA Fri Jun 09 1967, 7:05 PM EDT Att: 24,174 - Unknown			
Tom Haller, L (1,2) OBP: 0.389, SLG: 0.521	F9			F9		F8		F8		4	0	0	0	0	0	0				
Willie Mays, R (1,8) OBP: 0.376, SLG: 0.491	K			4-3			F2		F9	4	0	0	0	0	1	0				
Willie McCovey, L (1,3) OBP: 0.356, SLG: 0.518		G3			2-3		F8		F4	4	0	0	0	0	0	0				
Jim Ray Hart, R (1,5) OBP: 0.319, SLG: 0.411		6-3			L6		1B		HR	4	1	2	1	0	0	0				
Ollie Brown, R (1,9) OBP: 0.340, SLG: 0.552		5-3			HR		1B		1B	4	1	3	1	0	0	0				
Hal Lanier, R (1,6) OBP: 0.222, SLG: 0.255			F2		E7		6-3			3	0	1	0	0	0	2				
Dick Dietz, R (9, PH) OBP: 0.472, SLG: 0.464					1B				K	1	0	0	0	0	1	1				
Tito Fuentes, S (1,4) OBP: 0.217, SLG: 0.228					5-3					2	0	0	0	0	0	1				
Jack Hiatt, R (8, PH) OBP: 0.462, SLG: 0.537					6-3					1	1	1	1	0	0	0				
Ray Sadecki, L (8, 1) OBP: 0.333, SLG: 0.667										0	0	0	0	0	0	0				
Ron Herbel, R (8, 1) OBP: 0.333, SLG: 0.286										0	0	0	0	0	0	0				
Mike McCormick, L (1, 1) OBP: 1.000, SLG: 1.000										2	0	0	0	0	0	0				
Lindy McDaniel, R (7, 1) OBP: 0.367, SLG: 0.416										0	0	0	0	0	0	0				
Jim Davenport, R (8, 6) OBP: 0.367, SLG: 0.416										1	0	0	0	0	0	0				
Inning Stats	R: 0 E: 0 K: 1 S: 5	H: 0 LOB: 0 BB: 0 P: 5	R: 0 E: 0 K: 0 S: 3	H: 0 LOB: 0 BB: 0 P: 3	R: 0 E: 0 K: 0 S: 3	H: 0 LOB: 0 BB: 0 P: 3	R: 1 E: 1 K: 0 S: 5	H: 2 LOB: 1 BB: 0 P: 5	R: 0 E: 0 K: 0 S: 3	H: 0 LOB: 0 BB: 0 P: 3	R: 0 E: 0 K: 0 S: 5	H: 2 LOB: 2 BB: 0 P: 5	R: 1 E: 0 K: 0 S: 4	H: 1 LOB: 0 BB: 0 P: 4	R: 1 E: 0 K: 1 S: 7	H: 2 LOB: 1 BB: 0 P: 7	1B: 4 2B: 0 3B: 0 HR: 3	SF: 0 SAC: 0 DP: 0 HBP: 0	WP: 0 PB: 0 SB: 0 CS: 0	PA: 34
PITCHER	IP WLS BF H R ER SO BB IBB HBP BLK WP HR S P ERA WHIP																			
Ken Johnson, R (1, 1) ERA: 2.63	8.2 W 33 7 3 3 1 0 0 0 0 0 3 35 35 3.12 0.808																			
Phil Niekro, R (9, 1) ERA: 1.73	0.1 S 1 0 0 0 1 0 0 0 0 0 0 0 3 3 0.00 0.000																			

Batter	1	2	3	4	5	6	7	8	9	AB	R	H	RBI	BB	SO	LOB	BOTTOM			
Felipe Alou, R (1,7) OBP: 0.324, SLG: 0.441	1B BB BB	6-3			4-3		G4-6-3			4	1	1	0	1	0	1	San Francisco Giants @ Atlanta Braves Atlanta Stadium, Atlanta, GA Fri Jun 09 1967, 7:05 PM EDT Att: 24,174 - Unknown			
Mack Jones, L (1,8) OBP: 0.320, SLG: 0.434	BB 1B BB			K	F8		1B		K	4	1	1	0	1	2	3				
Clete Boyer, R (1,5) OBP: 0.328, SLG: 0.464	F9			FC6-4	1B		1B			4	0	2	1	0	0	2				
Joe Torre, R (1,3) OBP: 0.396, SLG: 0.586	1-2 2-3	1B		FC6-4	1-2		HR		1B	4	1	2	0	0	1	2				
Denis Menke, R (1,6) OBP: 0.323, SLG: 0.319	F4						HR		5-3	3	1	1	2	1	0	3				
Gary Geiger, L (1,9) OBP: 0.368, SLG: 0.298	1-2 2-3 3-H	BB		4-3			F3		BB 1B SH1-3	2	1	0	1	2	0	2				
Bob Uecker, R (1,2) OBP: 0.273, SLG: 0.231	F5				F8		F8		SH1-3 BB	4	0	1	0	0	0	3				
Woody Woodward, R (1,4) OBP: 0.271, SLG: 0.252		L7			L7		6-3		SH1-3 BB	3	0	0	0	1	0	0				
Ken Johnson, R (1, 1) OBP: 0.120, SLG: 0.083					6-3				SH1-3	3	0	1	1	0	0	0				
Phil Niekro, R (9, 1) OBP: 0.400, SLG: 0.500							G4-6-3		1-2 2-3 3-H	0	0	0	0	0	0	0				
Inning Stats	R: 1 E: 0 K: 0 S: 5	H: 2 LOB: 3 BB: 2 P: 13	R: 0 E: 0 K: 0 S: 3	H: 0 LOB: 0 BB: 0 P: 3	R: 0 E: 1 K: 1 S: 6	H: 1 LOB: 2 BB: 1 P: 10	R: 0 E: 0 K: 0 S: 3	H: 0 LOB: 0 BB: 0 P: 3	R: 2 E: 0 K: 0 S: 5	H: 2 LOB: 0 BB: 0 P: 5	R: 1 E: 0 K: 1 S: 7	H: 3 LOB: 1 BB: 0 P: 7	R: 1 E: 0 K: 1 S: 6	H: 1 LOB: 3 BB: 3 P: 18	R: 1 E: 0 K: 1 S: 7	H: 1 LOB: 3 BB: 3 P: 18	1B: 7 2B: 1 3B: 0 HR: 1	SF: 0 SAC: 1 DP: 1 HBP: 0	WP: 0 PB: 0 SB: 0 CS: 0	PA: 38
PITCHER	IP WLS BF H R ER SO BB IBB HBP BLK WP HR S P ERA WHIP																			
Mike McCormick, L (1, 1) ERA: 3.9	6.0 L 27 6 4 4 1 2 2 1 0 0 0 0 0 6 6 6.00 1.333																			
Lindy McDaniel, R (7, 1) ERA: 4.66	1.0 4 2 0 0 1 0 0 0 0 0 0 0 6 6 0.00 2.000																			
Ray Sadecki, L (8, 1) ERA: 4.61	0.1 4 1 1 1 0 2 0 0 0 0 0 0 2 10 27.00 9.000																			
Ron Herbel, R (8, 1) ERA: 3.89	0.2 3 0 0 0 1 1 0 0 0 0 0 0 4 8 0.00 1.500																			

Batter	1	2	3	4	5	6	7	8	9	AB	R	H	RBI	BB	SO	LOB	TOP		
Bill Sorrell, L OBP: 0.308, SLG: 0.273 Ty Cline, L OBP: 0.185, SLG: 0.125	0-0 4-3		0-0 1-3 1B		0-0 4-3		0-0 L4-3		0-0 L3	3	0	1	0	0	0	0	San Francisco Giants @ Atlanta Braves Atlanta Stadium, Atlanta, GA Sat Jun 10 1967, 3:33 AM EDT Att: 40,047 - Unknown		
Tom Haller, L OBP: 0.392, SLG: 0.536	0-0 F9		0-0 1-3 1-2		0-0 HR		4-0 G5-4-3 BB			3	1	1	1	1	0	1			
Willie Mays, R OBP: 0.374, SLG: 0.485	0-0 HR 1B		0-0 F5		0-0 F8		0-0 G5-4-3 1-2			4	1	1	0	0	0	2			
Willie McCovey, L OBP: 0.365, SLG: 0.542	0-0 1-H HR			4-0 1B 1B BB	0-0 HR 1B				0-0 4-3	3	3	2	2	1	0	0			
Jim Ray Hart, R OBP: 0.322, SLG: 0.426	0-0 F8			0-3 K	0-0 1-H HR				4-0 WP G3 BB	3	1	1	2	1	1	1			
Ollie Brown, R OBP: 0.336, SLG: 0.544		0-0 F5		0-0 1B 1B E	0-0 6-3				0-0 G3	4	1	1	0	0	0	1			
Hal Lanier, R OBP: 0.216, SLG: 0.248		0-3 K		0-0 F9		0-0 F8			0-0 4-3	4	0	0	0	0	1	3			
Tito Fuentes, S OBP: 0.218, SLG: 0.229		0-0 5-3		0-0 E7 1-H 2-H 1B		0-0 6-3			0-3 K	4	0	1	1	0	1	0			
Gaylord Perry, R OBP: 0.206, SLG: 0.206			0-0 F3	0-3 K		0-0 5-3			0-3 K	4	0	0	0	0	2	1			
Inning Stats	R: 2 E: 0 K: 0 S: 5	H: 2 LOB: 0 BB: 0 P: 5	R: 0 E: 0 K: 1 S: 5	H: 0 LOB: 3 BB: 0 P: 5	R: 0 E: 0 K: 2 S: 4	H: 1 LOB: 1 BB: 0 P: 4	R: 2 E: 1 K: 2 S: 9	H: 2 LOB: 1 BB: 1 P: 13	R: 3 E: 0 K: 0 S: 6	H: 3 LOB: 0 BB: 0 P: 6	R: 0 E: 0 K: 0 S: 2	H: 0 LOB: 0 BB: 1 P: 6	R: 0 E: 0 K: 0 S: 3	H: 0 LOB: 1 BB: 1 P: 7	R: 0 E: 0 K: 2 S: 7	H: 0 LOB: 0 BB: 0 P: 7	1B: 5 2B: 0 3B: 0 HR: 3	SF: 0 SAC: 0 DP: 1 HBP: 0	WP: 1 PA: 37 PB: 0 SB: 0 CS: 0
PITCHER	IP WLS BF H R ER SO BB IBB HBP BLK WP HR S P ERA WHIP																PITCHER	IP WLS BF H R ER SO BB IBB HBP BLK WP HR S P ERA WHIP	
Tony Cloninger, R ERA: 4.08	(1, 1) 4.2 L 23 8 7 6 3																		
Clay Carroll, R ERA: 5.09	(5, 1) 1.1 4 0 0 0 0																		
Ramon Hernandez, L ERA: 5.49	(7, 1) 1.0 3 0 0 0 0																		
Jay Ritchie, R ERA: 3.41	(8, 1) 2.0 7 0 0 0 2																		

Batter	1	2	3	4	5	6	7	8	9	AB	R	H	RBI	BB	SO	LOB	BOTTOM				
Felipe Alou, R OBP: 0.330, SLG: 0.459	0-0 HR	0-0 1-3 3-H BB 1B		0-0 F3			0-0 1B 1B		0-0 F8	5	1	3	2	0	0	0	San Francisco Giants @ Atlanta Braves Atlanta Stadium, Atlanta, GA Sat Jun 10 1967, 3:33 AM EDT Att: 40,047 - Unknown				
Mack Jones, L OBP: 0.320, SLG: 0.429	0-3 K	4-0 1-2 FC6-4 BB			0-0 F4		0-3 K		0-0 5-3	2	0	0	0	1	1	0					
Bob Uecker, R OBP: 0.267, SLG: 0.225										1	0	0	0	0	1	1					
Rico Carty, R OBP: 0.347, SLG: 0.404										1	0	0	0	0	0	0					
Hank Aaron, R OBP: 0.382, SLG: 0.604	0-0 1B	0-0 FC6-4 1-2			0-0 1B		0-0 FC4 1-2 1B			4	0	3	0	0	0	3					
Joe Torre, R OBP: 0.389, SLG: 0.574	0-0 G6-4-3 1-2		0-0 6-3		0-0 F6		0-0 FC4			4	0	0	0	0	0	4					
Clete Boyer, R OBP: 0.326, SLG: 0.459		0-3 K	0-0 4-3 1B		0-3 K2-3				0-0 F9	4	0	1	0	0	2	1					
Gary Geiger, L OBP: 0.377, SLG: 0.360		4-0 1B 1B BB	0-0 4-3			0-3 K		0-0 HR		3	2	1	1	1	1	1					
Denis Menke, R OBP: 0.321, SLG: 0.317		0-0 1-3 1B	0-0 5-3			0-0 6-3		0-0 L7		4	0	1	0	0	0	1					
Woody Woodward, R OBP: 0.271, SLG: 0.246		4-0 1B 1B BB		0-3 K		0-0 F9		0-0 6-3		3	1	0	0	1	1	0					
Tony Cloninger, R ERA: 4.08	(1, 1) 9.0 W 38																				
Clay Carroll, R ERA: 5.09	(5, 1) 1.1 4 0 0 0 0																				
Ramon Hernandez, S ERA: 5.49	(7, 1) 1.0 3 0 0 0 0																				
Glen Clark, S ERA: 3.41	(8, 1) 2.0 7 0 0 0 2																				
Jay Ritchie, R ERA: 3.41	(8, 1) 2.0 7 0 0 0 2																				
Charlie Lau, S ERA: 3.41	(8, 1) 2.0 7 0 0 0 2																				
Inning Stats	R: 1 E: 0 K: 1 S: 6	H: 2 LOB: 0 BB: 0 P: 6	R: 2 E: 0 K: 1 S: 7	H: 3 LOB: 3 BB: 3 P: 19	R: 0 E: 0 K: 2 S: 4	H: 1 LOB: 1 BB: 0 P: 4	R: 0 E: 0 K: 2 S: 7	H: 0 LOB: 0 BB: 0 P: 7	R: 0 E: 0 K: 1 S: 6	H: 1 LOB: 1 BB: 0 P: 6	R: 0 E: 0 K: 1 S: 5	H: 0 LOB: 0 BB: 0 P: 5	R: 0 E: 0 K: 2 S: 9	H: 2 LOB: 2 BB: 0 P: 9	R: 1 E: 0 K: 0 S: 4	H: 1 LOB: 0 BB: 0 P: 4	R: 0 E: 0 K: 0 S: 3	H: 0 LOB: 0 BB: 0 P: 3	1B: 8 2B: 0 3B: 0 HR: 2	SF: 0 SAC: 0 DP: 1 HBP: 0	WP: 0 PA: 38 PB: 0 SB: 0 CS: 0
PITCHER	IP WLS BF H R ER SO BB IBB HBP BLK WP HR S P ERA WHIP																PITCHER	IP WLS BF H R ER SO BB IBB HBP BLK WP HR S P ERA WHIP			


Batter	1	2	3	4	5	6	7	8	9	10	AB	R	H	RBI	BB	SO	LOB	TOP			
Jesus Alou, R OBP: 0.315, SLG: 0.407 (1, 7)	F8		F4		F2		1B		1B		5	0	2	0	0	0	0	San Francisco Giants @ Atlanta Braves Atlanta Stadium, Atlanta, GA Sun Jun 11 1967, 3:33 AM EDT Att: 27,465 - Unknown			
Jack Hiatt, R OBP: 0.456, SLG: 0.578 (1, 3)	E5		BB			HR	F7		F8		4	1	1	1	1	0	2				
Willie Mays, R OBP: 0.374, SLG: 0.497 (1, 8)	1-3		F4			HR		FC4-6	K		4	1	1	1	1	1	3				
Jim Ray Hart, R OBP: 0.319, SLG: 0.420 (1, 5)	1-3			E6	F3	F2		FC4-6			5	1	1	0	0	0	2				
Ollie Brown, R OBP: 0.333, SLG: 0.533 (1, 9)		6-3		1-3		K		BB			5	0	1	0	0	1	2				
Dick Dietz, R OBP: 0.500, SLG: 0.484 (1, 2)				1-2				1B			3	0	2	0	1	0	1				
Ty Cline, L OBP: 0.185, SLG: 0.125 (8, PR)				F3					F5		0	0	0	0	0	0	0				
Tom Haller, L OBP: 0.359, SLG: 0.533 (8, 2)				2-3							1	0	0	0	0	0	1				
Hal Lanier, R OBP: 0.213, SLG: 0.244 (8, PH)		1B									3	0	0	0	0	1	3				
Jim Davenport, R OBP: 0.359, SLG: 0.410 (8, 6)	F8			K		F6		SF8			1	0	0	1	0	1	1				
Tito Fuentes, S OBP: 0.212, SLG: 0.222 (1, 4)											4	0	0	0	0	2	3				
Juan Marichal, R OBP: 0.250, SLG: 0.348 (1, 1)				K		F9					4	0	0	0	0	2	0				
Inning Stats	R: 0 E: 1 K: 0 S: 4	H: 0 LOB: 1 BB: 0 P: 4	R: 0 E: 0 K: 1 S: 6	H: 1 LOB: 1 BB: 0 P: 6	R: 0 E: 0 K: 1 S: 5	H: 0 LOB: 0 BB: 1 P: 9	R: 0 E: 1 K: 1 S: 6	H: 0 LOB: 0 BB: 0 P: 6	R: 2 E: 0 K: 1 S: 8	H: 3 LOB: 1 BB: 0 P: 8	R: 0 E: 0 K: 0 S: 4	H: 1 LOB: 1 BB: 0 P: 4	R: 1 E: 0 K: 0 S: 4	H: 1 LOB: 2 BB: 2 P: 12	R: 0 E: 0 K: 2 S: 8	H: 1 LOB: 1 BB: 0 P: 8	R: 0 E: 0 K: 1 S: 6	H: 1 LOB: 1 BB: 0 P: 6	1B: 6 2B: 0 3B: 0 HR: 2	SF: 1 SAC: 0 DP: 0 HBP: 0	WP: 0 PA: 43
PITCHER Denny Lemaster, L ERA: 2.47 (1, 1)	IP: 10.0 W: 7 L: 3 BF: 43 H: 8 R: 3 ER: 3 SO: 8 BB: 3 IBB: 0 HBP: 0 BLK: 0 WP: 0 HR: 2 S: 56 P: 68 ERA: 2.70 WHIP: 1.100																				


Batter	1	2	3	4	5	6	7	8	9	10	AB	R	H	RBI	BB	SO	LOB	BOTTOM			
Felipe Alou, R OBP: 0.341, SLG: 0.483 (1, 7)	1B		HR		F7		G4-6-3		BB		4	1	3	1	1	0	1	San Francisco Giants @ Atlanta Braves Atlanta Stadium, Atlanta, GA Sun Jun 11 1967, 3:33 AM EDT Att: 27,465 - Unknown			
Gary Geiger, L OBP: 0.348, SLG: 0.327 (1, 8)	K		K		E3		G4-6-3		K		5	0	0	0	0	3	4				
Hank Aaron, R OBP: 0.352, SLG: 0.609 (1, 9)	S		F2		F2		S				5	1	4	1	0	0	0				
Joe Torre, R OBP: 0.394, SLG: 0.562 (1, 3)	IBB		F7		5-3		K				4	0	0	0	1	1	4				
Clete Boyer, R OBP: 0.328, SLG: 0.460 (1, 5)	K			1-3		2B		K			4	1	1	0	1	2	2				
Denis Menke, R OBP: 0.318, SLG: 0.320 (1, 6)		5-3		F9		SH2-4		F3			5	0	1	1	0	0	1				
Bob Uecker, R OBP: 0.250, SLG: 0.209 (1, 2)		5-3		K		SH2-4		K			3	0	0	0	0	2	0				
Woody Woodward, R OBP: 0.272, SLG: 0.242 (9, PH)					6-3						2	0	0	0	1	1	1				
Charlie Lau, L OBP: 0.235, SLG: 0.214 (10, 4)											1	0	0	0	0	1	0				
Marty Martinez, S OBP: 0.321, SLG: 0.240 (10, 4)		BB									0	0	0	0	0	0	0				
Denny Lemaster, R OBP: 0.139, SLG: 0.118 (1, 1)											4	1	1	0	0	2	2				
Inning Stats	R: 0 E: 0 K: 2 S: 8	H: 2 LOB: 2 BB: 1 P: 12	R: 0 E: 0 K: 1 S: 5	H: 0 LOB: 1 BB: 1 P: 9	R: 1 E: 0 K: 1 S: 6	H: 1 LOB: 0 BB: 0 P: 6	R: 0 E: 0 K: 1 S: 5	H: 0 LOB: 0 BB: 0 P: 5	R: 1 E: 0 K: 2 S: 9	H: 2 LOB: 2 BB: 0 P: 9	R: 0 E: 0 K: 1 S: 6	H: 2 LOB: 1 BB: 0 P: 6	R: 0 E: 0 K: 2 S: 7	H: 0 LOB: 0 BB: 0 P: 7	R: 0 E: 0 K: 2 S: 7	H: 0 LOB: 1 BB: 1 P: 11	R: 1 E: 1 K: 0 S: 3	H: 1 LOB: 2 BB: 1 P: 7	1B: 6 2B: 3 3B: 0 HR: 1	SF: 0 SAC: 1 DP: 1 HBP: 0	WP: 0 PA: 42
PITCHER Juan Marichal, R ERA: 2.02 (1, 1)	IP: 9.1 W: 9 L: 4 BF: 42 H: 10 R: 4 ER: 2 SO: 12 BB: 2 IBB: 2 HBP: 0 BLK: 0 WP: 0 HR: 1 S: 62 P: 78 ERA: 1.93 WHIP: 1.286																				


Batter	1	2	3	4	5	6	7	8	9	AB	R	H	RBI	BB	SO	LOB	TOP	
Felipe Alou, R OBP: 0.344, SLG: 0.479 (1, 7)	4-0 WP HR BB	4-0 WP IBB			0-0 F8			0-0 6-3		2	1	0	0	2	0	0	Atlanta Braves @ Philadelphia Phillies Connie Mack Stadium, Philadelphia, PA Mon Jun 12 1967, 7:05 PM EDT Att: 9,874 - Unknown	
Gary Geiger, L OBP: 0.357, SLG: 0.328 (1, 8)	4-0 HR BB	6-3			0-0 L4			0-0 1B 1B		3	1	1	0	1	0	2		
Hank Aaron, R OBP: 0.394, SLG: 0.622 (1, 9)	0-0 HR 1H 2H	F8			0-0 F9			0-0 1B		4	1	2	3	0	0	2		
Joe Torre, R OBP: 0.377, SLG: 0.551 (1, 3) (7, 2)	0-0 1-3		0-3 K		0-0 6-3			0-0 F5		4	0	0	0	0	1	2		
Clete Boyer, R OBP: 0.321, SLG: 0.449 (1, 5)	0-0 5-3		0-0 6-3		0-3 K			0-0 5-3		4	0	0	0	0	1	2		
Denis Menke, R OBP: 0.312, SLG: 0.313 (1, 6)	0-3 K		0-3 K		0-3 K			0-3 K		4	0	0	0	0	4	0		
Bob Uecker, R OBP: 0.240, SLG: 0.200 (7, PH)		0-0 E3 1B WP		0-3 K			0-0 L8		0-0 1B	2	1	0	0	0	1	0		
Tito Francona, L OBP: 0.277, SLG: 0.227 (7, 3)										2	0	1	0	0	0	0		
Woody Woodward, R OBP: 0.273, SLG: 0.244 (9, PH)		0-0 WP 1B		0-0 1-3			0-0 P4		0-0 F8	3	0	1	0	0	0	0		
Charlie Lau, L OBP: 0.222, SLG: 0.200 (9, PH)		1-2 1B								1	0	0	0	0	0	1		
Pat Jarvis, R OBP: 0.309, SLG: 0.333 (6, 1)		0-0 SH1-5-4		0-3 K			0-3 K		0-0 F8	0	0	0	0	0	0	0		
Dick Kelley, R OBP: 0.240, SLG: 0.800 (7, PH)		1-2 2-3 3-H								1	0	0	0	0	1	0		
Mack Jones, L OBP: 0.240, SLG: 0.400 (7, 1)										0	0	0	0	0	0	0		
Wade Blasingame, L OBP: 0.393, SLG: 0.542 (9, PH)		1-2 2-3								0	0	0	0	0	0	1		
Rico Carty, R OBP: 0.340, SLG: 0.403 (9, PH)										1	0	0	0	0	0	1		
Inning Stats	R: 3 E: 0 K: 1 S: 6	H: 1 LOB: 0 BB: 2 P: 14	R: 1 E: 1 K: 0 S: 5	H: 1 LOB: 2 BB: 1 P: 9	R: 0 E: 0 K: 2 S: 7	H: 0 LOB: 0 BB: 0 P: 7	R: 0 E: 0 K: 2 S: 7	H: 0 LOB: 0 BB: 0 P: 7	R: 0 E: 0 K: 1 S: 5	H: 0 LOB: 0 BB: 0 P: 5	R: 0 E: 0 K: 0 S: 3	H: 2 LOB: 2 BB: 0 P: 5	R: 0 E: 0 K: 1 S: 6	H: 1 LOB: 1 BB: 0 P: 6	1B: 4 2B: 0 3B: 0 HR: 1	SF: 0 SAC: 1 DP: 0 HBP: 0	WP: 2 PB: 0 SB: 0 CS: 0	PA: 36
PITCHER	IP WLS BF H R ER SO BB IBB HBP BLK WP HR S P ERA WHIP																	
Dick Ellsworth, L ERA: 5.63 (1, 1)	1.2	11	2	4	3	1	2	1	0	0	0	2	1	10	22	16.20	2.400	
Turk Farrell, R ERA: 2.55 (2, 1)	7.1	W 25	3	0	0	8	0	0	0	0	0	0	0	41	41	0.00	0.409	


Batter	1	2	3	4	5	6	7	8	9	AB	R	H	RBI	BB	SO	LOB	BOTTOM	
Doug Clemens, L OBP: 0.321, SLG: 0.417 (1, 7)	4-0 BB	0-0 BB 1B	4-0 IBB		0-0 5-3			0-0 P3		0	0	0	0	1	0	0	Atlanta Braves @ Philadelphia Phillies Connie Mack Stadium, Philadelphia, PA Mon Jun 12 1967, 7:05 PM EDT Att: 9,874 - Unknown	
Don Lock, R OBP: 0.384, SLG: 0.540 (2, 8)	4-0 BB	1-2 2-3 3-H	0-0 IBB		0-0 F9			0-0 4-3		3	0	1	1	1	0	0		
John Briggs, L OBP: 0.289, SLG: 0.373 (1, 8) (3, 7)	4-0 BB	0-3 K	0-0 5-3		0-0 F9			0-0 4-3		4	0	0	0	1	1	5		
Dick Allen, R OBP: 0.428, SLG: 0.520 (1, 5)	0-3 K	0-0 1B 1B		0-0 G3 1B 2B	0-0 1B 2B			0-3 K		5	2	3	1	0	2	2		
Johnny Callison, L OBP: 0.347, SLG: 0.419 (1, 9)	0-0 P6	0-0 F2		0-0 G3	0-0 FC4-8 1B			0-0 4-3		5	0	1	1	0	0	6		
Bill White, L OBP: 0.237, SLG: 0.212 (1, 3)	0-0 F5	4-0 BB		4-0 1B BB	0-0 FC4-6 1B			4-0 FC6-4 BB		2	1	0	1	3	0	3		
Gene Oliver, R OBP: 0.283, SLG: 0.448 (1, 2)		0-0 1B		0-0 1B 1B	0-0 F7			0-0 FC6-4		5	1	2	1	0	1	4		
Tony Taylor, R OBP: 0.351, SLG: 0.413 (1, 4)		4-0 BB 1B BB	0-0 3-1 2B		0-0 P4			0-0 6-3		3	1	1	0	1	0	2		
Gary Sutherland, R OBP: 0.356, SLG: 0.382 (1, 6)		4-0 1B BB BB	0-0 3-1		0-0 F5			0-0 F5		3	1	1	1	1	0	1		
Dick Ellsworth, L OBP: 0.118, SLG: 0.118 (1, 1)		4-0 1B BB BB	0-0 4-3		0-0 1-3			0-0 1-3		0	0	0	0	0	0	0		
Turk Farrell, R OBP: 0.200, SLG: 0.222 (2, 1)		1-2 2-3 3-H								3	1	0	1	1	0	3		
Inning Stats	R: 0 E: 0 K: 1 S: 5	H: 0 LOB: 2 BB: 2 P: 13	R: 4 E: 0 K: 2 S: 10	H: 3 LOB: 3 BB: 4 P: 26	R: 0 E: 0 K: 0 S: 4	H: 1 LOB: 2 BB: 1 P: 8	R: 2 E: 0 K: 0 S: 6	H: 3 LOB: 2 BB: 1 P: 10	R: 1 E: 0 K: 0 S: 5	H: 2 LOB: 1 BB: 0 P: 5	R: 0 E: 0 K: 0 S: 3	H: 0 LOB: 0 BB: 0 P: 3	R: 0 E: 0 K: 1 S: 5	H: 0 LOB: 1 BB: 1 P: 9	1B: 6 2B: 3 3B: 0 HR: 0	SF: 0 SAC: 0 DP: 0 HBP: 0	WP: 0 PB: 0 SB: 0 CS: 0	PA: 42
PITCHER	IP WLS BF H R ER SO BB IBB HBP BLK WP HR S P ERA WHIP																	
Pat Jarvis, R ERA: 5.94 (1, 1)	1.0	L 23	8	3	3	2	2	1	0	0	0	0	0	24	36	6.75	2.500	
Dick Kelley, L ERA: 4.99 (6, 1)	1.0	3	0	0	0	0	0	0	0	0	0	0	3	3	0.00	0.000		
Jay Ritchie, R ERA: 3.3 (7, 1)	2.0	7	0	0	0	1	1	0	0	0	0	0	8	12	0.00	0.500		



Batter	1	2	3	4	5	6	7	8	9	AB	R	H	RBI	BB	SO	LOB	TOP										
Felipe Alou, R OBP: 0.342, SLG: 0.472 (1, 8)	0-0 6-3		0-3 K			4-0 1B BB		0-0 L8		3	1	0	0	1	1	0	Atlanta Braves @ Philadelphia Phillies Connie Mack Stadium, Philadelphia, PA Tue Jun 13 1967, 7:05 PM EDT Att: 10,722 - Unknown livebaseballscores.com AB 28 R 1 H 5 RBI 1 BB 4 SO 8 LOB 14 										
Tito Francona, L OBP: 0.276, SLG: 0.228 (1, 7)	0-3 K			0-0 F8		0-0 1B		0-0 G3		4	0	1	0	0	1	0											
Hank Aaron, R OBP: 0.396, SLG: 0.620 (1, 9)	0-3 K			0-0 1B		0-0 1B			0-3 K	4	0	2	1	0	2	0											
Joe Torre, R OBP: 0.375, SLG: 0.545 (1, 3)				0-0 1B		0-0 L9			0-3 K	4	0	1	0	0	1	3											
Clete Boyer, R OBP: 0.320, SLG: 0.442 (1, 5)				4-0 1B		0-0 F9		0-0 G6-4-3		3	0	0	0	1	0	2											
Denis Menke, R OBP: 0.312, SLG: 0.309 (1, 6)				0-3 K		4-0 BB			0-0 6-3	2	0	0	0	1	1	2											
Bob Uecker, R OBP: 0.245, SLG: 0.191 (1, 2)				0-0 G6-4-3		4-0 BB			0-0 6-3	2	0	0	0	1	0	2											
Woody Woodward, R OBP: 0.275, SLG: 0.246 (1, 4)				0-0 1B		0-3 K			0-0 F7	3	0	1	0	0	1	2											
Phil Niekro, R OBP: 0.250, SLG: 0.286 (1, 1)				0-0 G6-4-3		0-0 5-3			0-3 K	3	0	0	0	0	1	3											
Inning Stats	R: 0 E: 0 K: 2 S: 7	H: 0 LOB: 0 BB: 0 P: 7	R: 0 E: 0 K: 1 S: 5	H: 1 LOB: 1 BB: 1 P: 9	R: 0 E: 0 K: 1 S: 5	H: 1 LOB: 0 BB: 0 P: 5	R: 0 E: 0 K: 0 S: 3	H: 1 LOB: 0 BB: 0 P: 3	R: 0 E: 0 K: 1 S: 5	H: 0 LOB: 2 BB: 2 P: 13	R: 0 E: 0 K: 0 S: 3	H: 0 LOB: 0 BB: 0 P: 3	R: 0 E: 0 K: 1 S: 5	H: 0 LOB: 0 BB: 0 P: 5	R: 0 E: 0 K: 2 S: 7	H: 0 LOB: 0 BB: 0 P: 7	1B: 5 2B: 0 3B: 0 HR: 0	SF: 0 SAC: 0 DP: 4 HBP: 0	WP: 0 PB: 0 CS: 0	PA: 32							
PITCHER	IP	WLS	BF	H	R	ER	SO	BB	IBB	HBP	BLK	WP	HR	S	P	ERA	WHIP										
Rick Wise, R ERA: 4.12 (1, 1)	8.0	L	29	5	1	1	6	4	0	0	0	0	0	37	53	1.12	1.125										
Dick Hall, R ERA: 1.67 (9, 1)	1.0		3	0	0	0	2	0	0	0	0	0	0	7	7	0.00	0.000										

Batter	1	2	3	4	5	6	7	8	9	AB	R	H	RBI	BB	SO	LOB	BOTTOM											
Doug Clemens, L OBP: 0.281, SLG: 0.357 (1, 7)	0-3 K2-3		0-0 4-3			0-0 L8		0-0 G3		4	0	0	0	0	1	2	Atlanta Braves @ Philadelphia Phillies Connie Mack Stadium, Philadelphia, PA Tue Jun 13 1967, 7:05 PM EDT Att: 10,722 - Unknown livebaseballscores.com AB 27 R 0 H 2 RBI 0 BB 3 SO 5 LOB 8 											
Dick Hall, R (9, 1)										0	0	0	0	0	0	0												
John Briggs, L OBP: 0.288, SLG: 0.364 (1, 8)	0-0 P4			4-0 L9 BB		0-0 L9			0-3 K	3	0	0	0	1	1	0												
Dick Allen, R OBP: 0.425, SLG: 0.512 (1, 5)	0-3 K			0-0 L9		0-0 6-3			4-0 2-5 WP BB	3	0	0	0	1	1	1												
Johnny Callison, L OBP: 0.345, SLG: 0.421 (1, 9)	0-0 4-3			0-0 L9		0-0 6-3			0-0 F3	4	0	1	0	0	0	2												
Bill White, L OBP: 0.220, SLG: 0.194 (1, 3)				0-0 F8		0-0 G3			0-0 2-5	3	0	0	0	0	0	1												
Gene Oliver, R OBP: 0.285, SLG: 0.443 (1, 2)	0-3 K2-3				0-0 P6					3	0	1	0	0	1	0												
Phil Linz, R OBP: 0.357, SLG: 0.417 (8, PR)										0	0	0	0	0	0	0												
Clay Dalrymple, L OBP: 0.236, SLG: 0.205 (9, 2)										0	0	0	0	0	0	0												
Tony Taylor, R OBP: 0.346, SLG: 0.407 (1, 4)	0-0 6-3				0-0 F9				0-0 SH1-4	2	0	0	0	0	0	0												
Gary Sutherland, R OBP: 0.347, SLG: 0.372 (1, 6)				0-0 4-3		0-0 P3			0-0 P4	3	0	0	0	0	0	2												
Rick Wise, R OBP: 0.167, SLG: 0.167 (1, 1)	0-0 F8					0-3 K			4-0 BB	2	0	0	0	0	1	0												
Don Lock, R OBP: 0.389, SLG: 0.540 (8, PH) (9, 8)										0	0	0	0	1	0	0												
Inning Stats	R: 0 E: 0 K: 2 S: 8	H: 0 LOB: 1 BB: 0 P: 8	R: 0 E: 0 K: 1 S: 5	H: 0 LOB: 0 BB: 0 P: 5	R: 0 E: 0 K: 0 S: 3	H: 0 LOB: 0 BB: 0 P: 3	R: 0 E: 0 K: 0 S: 3	H: 1 LOB: 1 BB: 1 P: 7	R: 0 E: 0 K: 0 S: 3	H: 0 LOB: 0 BB: 0 P: 3	R: 0 E: 0 K: 1 S: 5	H: 0 LOB: 0 BB: 0 P: 5	R: 0 E: 0 K: 0 S: 3	H: 0 LOB: 0 BB: 0 P: 3	R: 0 E: 0 K: 0 S: 4	H: 1 LOB: 2 BB: 1 P: 8		R: 0 E: 0 K: 1 S: 4	H: 0 LOB: 1 BB: 1 P: 8	1B: 1 2B: 1 3B: 0 HR: 0	SF: 0 SAC: 1 DP: 0 HBP: 0	WP: 2 PB: 1 CS: 0	PA: 31					
PITCHER	IP	WLS	BF	H	R	ER	SO	BB	IBB	HBP	BLK	WP	HR	S	P	ERA		WHIP										
Phil Niekro, R ERA: 1.42 (1, 1)	9.0	W	32	2	0	0	5	3	0	0	0	2	0	38	50	0.00		0.556										

Batter	1	2	3	4	5	6	7	8	9	AB	R	H	RBI	BB	SO	LOB	TOP								
Felipe Alou, R OBP: 0.346, SLG: 0.480 (1, 7)	6-3			E6 2B HR		1B	F2	1B 3B	BB 1B BB	5	3	2	0	1	0	2	Atlanta Braves @ Philadelphia Phillies Connie Mack Stadium, Philadelphia, PA Wed Jun 14 1967, 7:05 PM EDT Att: 10,143 - Unknown AB 44 R 16 H 16 RBI 16 BB 6 SO 7 LOB 20 								
Tito Francona, L OBP: 0.290, SLG: 0.271 (1, 3) (6, 9)	K			L9		HR	HR	K	P5	6	2	2	3	0	2	5									
Hank Aaron, R OBP: 0.397, SLG: 0.636 Rico Carty, R OBP: 0.352, SLG: 0.405 (1, 9) (6, 3)	F9			HR		F8	HR	1B	BB	4	2	2	3	0	0	0									
Joe Torre, R OBP: 0.377, SLG: 0.541 Bob Uecker, R OBP: 0.255, SLG: 0.188 (1, 2) (7, 2)	F6			HR		4-3	E	F9	BB	3	2	1	0	1	0	0									
Clete Boyer, R OBP: 0.325, SLG: 0.462 Miguel de la Hoz, R OBP: 0.257, SLG: 0.353 (1, 5) (6, PR) (6, 5)	P5			HR		1B	E2 2B	F7	BB	3	1	2	4	0	0	0									
Mack Jones, L OBP: 0.315, SLG: 0.415 (1, 8)	P6			HR		P4	L9	4-3	1B	4	1	0	0	1	0	4									
Denis Menke, R OBP: 0.316, SLG: 0.313 Marty Martinez, S OBP: 0.345, SLG: 0.240 (1, 6) (7, 6)	5-3			FC4-6 1B		1B	P3	BB 1B BB	BB 1B BB	4	1	2	1	0	0	0									
Woody Woodward, R OBP: 0.272, SLG: 0.244 (1, 4)	K			FC4-6		HR	F4	K	K	5	1	1	1	0	2	2									
Ken Johnson, R OBP: 0.103, SLG: 0.071 Bob Bruce, R OBP: 0.231, SLG: 0.167 (1, 1) (8, 1)	K			K		K	6-3	1B BB 1B	1B BB 1B	4	0	0	0	0	3	2									
Inning Stats	R: 0 E: 0 K: 1 S: 5	H: 0 LOB: 0 BB: 0 P: 5	R: 0 E: 0 K: 0 S: 3	H: 0 LOB: 0 BB: 0 P: 3	R: 0 E: 0 K: 2 S: 7	H: 0 LOB: 0 BB: 0 P: 7	R: 4 E: 1 K: 0 S: 7	H: 3 LOB: 1 BB: 1 P: 11	R: 2 E: 0 K: 1 S: 7	H: 2 LOB: 0 BB: 0 P: 7	R: 7 E: 1 K: 1 S: 12	H: 7 LOB: 2 BB: 1 P: 16	R: 0 E: 0 K: 0 S: 3	H: 0 LOB: 0 BB: 0 P: 3	R: 1 E: 0 K: 1 S: 7	H: 2 LOB: 2 BB: 1 P: 11		R: 2 E: 0 K: 1 S: 7	H: 2 LOB: 3 BB: 3 P: 19	1B: 10 2B: 2 3B: 1 HR: 3	SF: 0 SAC: 0 DP: 0 HBP: 0	WP: 0 PB: 0 SB: 0 CS: 0	PA: 50		
PITCHER	IP	WLS	BF	H	R	ER	SO	BB	IBB	HBP	BLK	WP	HR	S	P	ERA	WHIP								
Larry Jackson, R ERA: 3.86 (1, 1)	5.0	L	22	5	6	2	4	0	1	0	0	0	2	29	33	9.00	1.000								
John Boozer, R ERA: 18.0 (6, 1)	0.0		2	1	2	2	0	1	0	0	0	0	0	1	5	∞	∞								
Dallas Green, R ERA: 67.5 (6, 1)	0.2		8	6	5	5	1	0	0	0	0	0	1	10	10	67.50	9.000								
Larry Loughlin, L ERA: 15.19 (6, 1)	2.1		10	2	1	1	1	0	1	0	0	0	0	11	15	3.86	0.857								
Grant Jackson, L ERA: 4.31 (9, 1)	1.0		8	2	2	2	1	3	0	0	0	0	0	7	19	18.00	5.000								

Batter	1	2	3	4	5	6	7	8	9	AB	R	H	RBI	BB	SO	LOB	BOTTOM								
Tony Gonzalez, L OBP: 0.377, SLG: 0.476 (1, 7)	6-3		F9				FC1-5-2 1B HR	F9		5	1	1	0	0	0	3	Atlanta Braves @ Philadelphia Phillies Connie Mack Stadium, Philadelphia, PA Wed Jun 14 1967, 7:05 PM EDT Att: 10,143 - Unknown AB 39 R 7 H 11 RBI 6 BB 1 SO 4 LOB 18 								
Tony Taylor, R OBP: 0.342, SLG: 0.400 (1, 4)	6-3			BB 1B			P4	K		5	1	1	0	0	1	3									
Dick Allen, R OBP: 0.424, SLG: 0.507 (1, 5)	L1			4-3 1B BB			K 2B G3	P4		4	2	1	1	1	1	0									
Johnny Callison, L OBP: 0.342, SLG: 0.430 (1, 9)	L9			F3			L9	F8		5	1	1	3	0	0	3									
Don Lock, R OBP: 0.393, SLG: 0.548 (1, 8)	F7			4-3 1B			5-3			4	0	2	1	0	0	0									
Bill White, L OBP: 0.244, SLG: 0.225 (1, 3)	1B			4-3			G3	1B 4-3 WP		4	1	2	1	0	0	3									
Gary Sutherland, R OBP: 0.336, SLG: 0.359 (1, 6)	1-3			4-3			F8	4-3		4	0	0	0	0	0	5									
Clay Dalrymple, L OBP: 0.243, SLG: 0.214 (1, 2)	6-3			K			2B FC1-5-2 1B	WP 1B		4	0	2	0	0	1	0									
Larry Jackson, R OBP: 0.171, SLG: 0.147 (5, PR) John Boozer, L OBP: 0.296, SLG: 0.361 (8, 1) John Boozer, R OBP: 0.300, SLG: 0.500 (8, 1) Larry Loughlin, L OBP: 0.302, SLG: 2.000 (8, PR) Doug Clemens, S OBP: 0.345, SLG: 0.345 (8, 1) Grant Jackson, S OBP: 0.250, SLG: 0.143 (8, 1)	6-3			K			1B 2B	5-3		1	0	0	0	0	0	0									
Inning Stats	R: 0 E: 0 K: 0 S: 3	H: 0 LOB: 0 BB: 0 P: 3	R: 0 E: 0 K: 0 S: 4	H: 1 LOB: 1 BB: 0 P: 4	R: 0 E: 0 K: 0 S: 3	H: 0 LOB: 0 BB: 0 P: 3	R: 1 E: 0 K: 0 S: 5	H: 2 LOB: 2 BB: 1 P: 9	R: 0 E: 0 K: 2 S: 8	H: 1 LOB: 1 BB: 0 P: 8	R: 1 E: 0 K: 1 S: 7	H: 1 LOB: 1 BB: 0 P: 7	R: 4 E: 0 K: 0 S: 7	H: 4 LOB: 0 BB: 0 P: 7	R: 0 E: 0 K: 0 S: 5	H: 2 LOB: 1 BB: 0 P: 5		R: 0 E: 0 K: 1 S: 5	H: 0 LOB: 0 BB: 0 P: 5	1B: 8 2B: 2 3B: 0 HR: 1	SF: 0 SAC: 0 DP: 0 HBP: 0	WP: 1 PB: 1 SB: 0 CS: 0	PA: 40		
PITCHER	IP	WLS	BF	H	R	ER	SO	BB	IBB	HBP	BLK	WP	HR	S	P	ERA	WHIP								
Ken Johnson, R ERA: 3.06 (1, 1)	7.1	W	35	11	7	6	3	1	0	0	0	1	0	40	44	7.36	1.636								
Bob Bruce, R ERA: 4.75 (8, 1)	1.2	S	5	0	0	0	1	0	0	0	0	1	0	7	7	0.00	0.000								

Batter	1	2	3	4	5	6	7	8	9	10	AB	R	H	RBI	BB	SO	LOB	TOP			
Felipe Alou, R OBP: 0.343, SLG: 0.465 (1, 7)	5-3		6-3															3 0 0 0 2 1 0			
Tito Francona, L OBP: 0.327, SLG: 0.309 (1, 3)	FC5-4 1B			4-3														5 1 3 0 0 1 2			
Hank Aaron, R OBP: 0.396, SLG: 0.621 (1, 9)	FC5-4																	4 2 2 0 1 0 4			
Mack Jones, L OBP: 0.314, SLG: 0.411 (1, 8)	K																	4 0 0 1 0 4 3			
Clete Boyer, R OBP: 0.333, SLG: 0.456 (1, 5)																		5 0 1 1 0 2 3			
Denis Menke, R OBP: 0.323, SLG: 0.337 (1, 6)																		5 0 2 1 0 0 2			
Bob Uecker, R OBP: 0.234, SLG: 0.161 (1, 2)																		4 0 0 0 0 3 2			
Woody Woodward, R OBP: 0.280, SLG: 0.239 (1, 4)																		4 0 1 0 0 0 0			
Pat Jarvis, R OBP: 0.136, SLG: 0.095 (7, 1)																		3 0 2 0 0 0 0			
Jay Ritchie, R OBP: 0.333, SLG: 0.667 (9, 1)																		1 0 0 0 0 0 1			
Dick Kelley, R OBP: 0.308, SLG: 0.333 (9, 1)																		0 0 0 0 0 0 0			
Claude Raymond, R OBP: 0.200, SLG: 0.400 (9, 1)																		0 0 0 0 0 0 0			
Inning Stats	R: 0 E: 0 K: 1 S: 6	H: 1 LOB: 1 BB: 0 P: 6	R: 0 E: 0 K: 2 S: 7	H: 0 LOB: 0 BB: 0 P: 7	R: 0 E: 0 K: 0 S: 3	H: 0 LOB: 0 BB: 0 P: 3	R: 1 E: 0 K: 1 S: 7	H: 1 LOB: 1 BB: 0 P: 7	R: 0 E: 0 K: 2 S: 8	H: 1 LOB: 2 BB: 1 P: 12	R: 0 E: 0 K: 1 S: 7	H: 2 LOB: 3 BB: 1 P: 11	R: 0 E: 0 K: 1 S: 6	H: 2 LOB: 1 BB: 0 P: 6	R: 0 E: 0 K: 1 S: 5	H: 1 LOB: 0 BB: 0 P: 5	R: 2 E: 0 K: 0 S: 4	H: 2 LOB: 0 BB: 1 P: 8	1B: 11 2B: 0 3B: 0 HR: 0	SF: 1 SAC: 0 DP: 1 HBP: 0	WP: 2 PA: 43
PITCHER	IP 7.0	WLS 30	BF 6	H 1	R 0	ER 0	SO 9	BB 2	IBB 0	HBP 0	BLK 0	WP 1	HR 0	S 46	P 54	ERA 0.00	WHIP 1.143				
Larry Dierker, R ERA: 3.4	(1, 1)																				
Dan Schneider, L ERA: 2.0	(8, 1)	0.1	3	2	0	0	1	0	0	0	0	0	0	5	5	0.00	6.000				
Carroll Sembera, R ERA: 4.76	(8, 1)	0.2	1	0	0	0	0	0	0	0	0	0	1	1	0.00	0.000					
Bo Belinsky, L ERA: 4.32	(9, 1)	1.1	L	6	2	2	1	1	0	0	0	1	0	7	11	13.50	2.250				
Dave Eilers, R ERA:	(10, 1)	0.2	2	1	0	0	0	0	0	0	0	0	0	2	2	0.00	1.500				

Atlanta Braves @ Houston Astros
Astrodome, Houston, TX
Sat Jun 17 1967, 4:33 AM EDT
Att. 12,970 - Dome

AB 38
R 3
H 11
RBI 3
BB 3
SO 11
LOB 17



Batter	1	2	3	4	5	6	7	8	9	10	AB	R	H	RBI	BB	SO	LOB	BOTTOM					
Julio Gotay, R OBP: 0.361, SLG: 0.368 (1, 4)	K		5-3															5 0 1 0 0 1 2					
Sonny Jackson, L OBP: 0.266, SLG: 0.284 (1, 6)	4-3																	5 0 1 0 0 0 1					
Jimmy Wynn, R OBP: 0.378, SLG: 0.566 (1, 8)	6-3																	4 1 1 0 0 0 0					
Rusty Staub, L OBP: 0.376, SLG: 0.478 (1, 9)																		4 0 1 0 0 0 1					
Eddie Mathews, L OBP: 0.361, SLG: 0.392 (9, PR)																		3 0 2 0 1 0 0					
Bob Lillis, R OBP: 0.276, SLG: 0.315 (10, 3)	WP S 1B																	0 0 0 0 0 0 0					
Chuck Harrison, R OBP: 0.276, SLG: 0.315 (10, 3)																		0 0 0 0 0 0 0					
Jim Landis, R OBP: 0.356, SLG: 0.363 (1, 7)																		3 0 0 0 1 1 2					
Bob Aspromonte, R OBP: 0.344, SLG: 0.412 (1, 5)																		4 0 1 1 0 0 1					
Ron Brand, R OBP: 0.301, SLG: 0.267 (1, 2)																		4 0 1 0 0 0 0					
Larry Dierker, R OBP: 0.267, SLG: 0.367 (8, 1)																		2 0 0 0 0 0 2					
Dan Schneider, L ERA: 5.2	(1, 1)	6.2	7	2	1	1	1	0	0	4	0	0	0	0	0	0	0	0 0 0 0 0 0 0					
Carroll Sembera, R ERA: 3.31	(7, 1)	1.2	7	2	1	1	1	0	0	0	0	0	0	0	0	0	0	1 0 0 0 0 0 1					
Norm Miller, R OBP: 0.266, SLG: 0.267 (8, PR)	(9, 1)	0.1	2	0	0	0	0	1	0	0	0	0	0	0	0	0	0	0 0 0 0 0 0 0					
Bo Belinsky, L ERA: 4.94	(9, 1)	1.1	W	6	2	0	0	1	0	0	0	0	0	0	0	0	0	0 0 0 0 0 0 0					
Dave Eilers, R OBP: 0.154, SLG: 0.192 (10, PR)	(10, 1)																	1 0 1 0 0 0 0					
Inning Stats	R: 0 E: 0 K: 1 S: 5	H: 0 LOB: 0 BB: 0 P: 5	R: 0 E: 0 K: 1 S: 6	H: 1 LOB: 1 BB: 0 P: 6	R: 0 E: 0 K: 1 S: 5	H: 0 LOB: 0 BB: 0 P: 5	R: 0 E: 0 K: 0 S: 3	H: 0 LOB: 0 BB: 0 P: 3	R: 0 E: 0 K: 0 S: 3	H: 0 LOB: 0 BB: 0 P: 3	R: 0 E: 0 K: 1 S: 6	H: 2 LOB: 2 BB: 0 P: 6	R: 0 E: 0 K: 0 S: 4	H: 2 LOB: 1 BB: 0 P: 4	R: 0 E: 0 K: 1 S: 6	H: 1 LOB: 1 BB: 0 P: 6	R: 1 E: 1 K: 0 S: 4	H: 2 LOB: 2 BB: 1 P: 12	R: 0 E: 0 K: 0 S: 4	H: 1 LOB: 1 BB: 0 P: 4	1B: 8 2B: 1 3B: 0 HR: 0	SF: 0 SAC: 0 DP: 0 HBP: 0	WP: 1 PA: 38
PITCHER	IP 6.2	WLS 23	BF 5	H 2	R 1	ER 1	SO 4	BB 0	IBB 0	HBP 0	BLK 0	WP 1	HR 0	S 31	P 31	ERA 0.00	WHIP 0.750						
Pat Jarvis, R ERA: 5.2	(1, 1)																						
Jay Ritchie, R ERA: 3.31	(7, 1)	1.2	7	2	1	1	1	0	0	0	0	0	0	0	0	0	0	5 4 0 1 2 0 0					
Dick Kelley, L ERA: 4.94	(9, 1)	0.1	2	0	0	0	0	1	0	0	0	0	0	0	0	0	0	0 0 0 0 0 0 0					
Claude Raymond, R ERA: 3.0	(9, 1)	1.1	W	6	2	0	0	1	0	0	0	0	0	0	0	0	0	0 0 0 0 0 0 0					

Atlanta Braves @ Houston Astros
Astrodome, Houston, TX
Sat Jun 17 1967, 4:33 AM EDT
Att. 12,970 - Dome

AB 36
R 1
H 9
RBI 1
BB 2
SO 5
LOB 8



Batter	1	2	3	4	5	6	7	8	9	AB	R	H	RBI	BB	SO	LOB	TOP			
Felipe Alou, R OBP: 0.340, SLG: 0.457 (1, 7)	0-0 6-3		0-0 5-3		0-0 F9			0-0 F8	4-0 BB	4	0	0	0	1	0	1				
Tito Francona, L OBP: 0.321, SLG: 0.303 (1, 3)	0-0 F9		0-0 BB 1B		0-0 F7			0-0 E4	0-0 L5	5	0	1	0	0	0	2				
Hank Aaron, R OBP: 0.394, SLG: 0.613 (1, 9)	0-0 E5		4-0 1-2 BB		0-0 F8			0-0 P6		3	0	0	0	1	0	2				
Mack Jones, L OBP: 0.313, SLG: 0.404 (1, 8)	0-3 K		0-0 4-3		4-0 BB			0-3 K		3	0	0	0	1	2	5				
Clete Boyer, R OBP: 0.321, SLG: 0.447 (1, 5)		0-0 5-3		0-0 6-3				0-0 P4		4	0	0	0	0	0	1				
Denis Menke, R OBP: 0.330, SLG: 0.347 (1, 6)		4-0 BB		0-0 CS 1B				0-0 P4		3	1	2	0	1	0	0				
Bob Uecker, R OBP: 0.152, SLG: 0.153 (8, PH)		0-3 K		0-3 K				0-0 F5		3	0	0	0	0	2	2				
Gary Geiger, L OBP: 0.352, SLG: 0.322 (9, PH)				1-2 K					0-3 K	1	0	0	0	0	1	1				
Marty Martinez, S OBP: 0.345, SLG: 0.240 (9, 2)										0	0	0	0	0	0	0				
Woody Woodward, R OBP: 0.280, SLG: 0.240 (1, 4)		0-0 3-1			0-0 F9			0-0 F7		4	1	1	1	0	0	1				
Tony Cloninger, R OBP: 0.182, SLG: 0.182 (8, PH)			0-3 K		0-3 K			4-0 E BB		2	0	0	0	0	2	0				
Charlie Lau, L OBP: 0.293, SLG: 0.200 (8, 1)									0-0 HR 1B	0	0	0	0	1	0	0				
Miguel de la Hoz, R OBP: 0.278, SLG: 0.457 (9, 1)									1-H HR	1	1	1	2	0	0	0				
Bob Bruce, R OBP: 0.231, SLG: 0.167 (9, 1)										0	0	0	0	0	0	0				
Inning Stats	R: 0 E: 1 K: 1 S: 6	H: 0 LOB: 1 BB: 0 P: 6	R: 0 E: 0 K: 1 S: 5	H: 0 LOB: 1 BB: 1 P: 9	R: 0 E: 0 K: 1 S: 6	H: 1 LOB: 2 BB: 1 P: 10	R: 0 E: 0 K: 1 S: 5	H: 1 LOB: 0 BB: 0 P: 5	R: 0 E: 0 K: 1 S: 5	H: 0 LOB: 1 BB: 1 P: 7	R: 0 E: 0 K: 0 S: 3	H: 0 LOB: 0 BB: 0 P: 3	R: 0 E: 1 K: 1 S: 6	H: 0 LOB: 2 BB: 1 P: 10	R: 3 E: 0 K: 1 S: 8	H: 3 LOB: 1 BB: 1 P: 12	1B: 3 2B: 1 3B: 0 HR: 1	SF: 0 SAC: 0 DP: 0 HBP: 0	WP: 0 PA: 38 PB: 0 SB: 0 CS: 1	
PITCHER	IP	WLS	BF	H	R	ER	SO	BB	IBB	HBP	BLK	WP	HR	S	P	ERA	WHIP			
Dave Giusti, R ERA: 3.65	8.2		37	5	3	3	7	5	0	0	0	0	1	46	66	3.12	1.154			
Wade Blasingame, L ERA: 4.56	0.0	W	0	0	0	0	0	0	0	0	0	0	0	0	0	∞	∞			

Atlanta Braves @ Houston Astros
Astrodome, Houston, TX
Sat Jun 17 1967, 8:05 PM EDT
Att: 24,191 - Dome

AB 33
R 3
H 5
RBI 3
BB 5
SO 7
LOB 15



Batter	1	2	3	4	5	6	7	8	9	AB	R	H	RBI	BB	SO	LOB	BOTTOM			
Julio Gotay, R OBP: 0.342, SLG: 0.347 (1, 4)	0-0 4-3		0-0 6-3		0-0 6-3			0-0 P4		4	0	0	0	0	0	1				
Sonny Jackson, L OBP: 0.266, SLG: 0.283 (1, 6)	0-3 K			0-0 E8 1B	0-3 K			0-0 L6		4	1	1	0	0	2	1				
Jimmy Wynn, R OBP: 0.376, SLG: 0.574 (1, 8)	0-0 5-3			0-0 6-3				0-0 F8		4	1	1	1	0	0	1				
Rusty Staub, L OBP: 0.379, SLG: 0.484 (1, 9)		0-0 6-3		0-0 WP 1B 1-3				0-0 G3		4	1	2	1	0	0	0				
Eddie Mathews, L OBP: 0.359, SLG: 0.406 (1, 3)		0-0 F7		0-0 1-3				0-0 G3		4	1	1	1	0	0	2				
Norm Miller, L OBP: 0.291, SLG: 0.313 (1, 7)		0-0 2B		0-0 2-H 1B				0-3 K		3	0	2	1	0	1	1				
Bob Aspromonte, R OBP: 0.343, SLG: 0.411 (1, 5)		0-0 5-3		0-0 5-3				0-0 G5-4-3 1B		3	0	1	0	0	0	2				
Dave Adlesh, R OBP: 0.313, SLG: 0.286 (1, 2)			0-0 F7		0-0 FC6-5 2B			0-0 G5-4-3		3	0	1	0	0	0	1				
Dave Giusti, R OBP: 0.139, SLG: 0.176			0-3 K		0-0 FC6-5 WP			0-0 F7		3	0	0	0	0	1	1				
Wade Blasingame, L OBP: 0.333, SLG: 0.143 (9, 1)					2-3 WP					0	0	0	0	0	0	0				
Inning Stats	R: 0 E: 0 K: 1 S: 5	H: 0 LOB: 0 BB: 0 P: 5	R: 0 E: 0 K: 0 S: 4	H: 1 LOB: 0 BB: 0 P: 4	R: 0 E: 0 K: 1 S: 5	H: 0 LOB: 0 BB: 0 P: 5	R: 2 E: 1 K: 0 S: 6	H: 3 LOB: 1 BB: 0 P: 6	R: 0 E: 0 K: 1 S: 6	H: 1 LOB: 1 BB: 0 P: 6	R: 0 E: 0 K: 0 S: 3	H: 1 LOB: 0 BB: 0 P: 3	R: 1 E: 0 K: 0 S: 4	H: 1 LOB: 0 BB: 0 P: 4	R: 1 E: 0 K: 0 S: 1	H: 1 LOB: 0 BB: 0 P: 1	1B: 4 2B: 3 3B: 0 HR: 2	SF: 0 SAC: 0 DP: 1 HBP: 0	WP: 3 PA: 32 PB: 0 SB: 0 CS: 0	
PITCHER	IP	WLS	BF	H	R	ER	SO	BB	IBB	HBP	BLK	WP	HR	S	P	ERA	WHIP			
Tony Cloninger, R ERA: 3.79	7.0		27	7	2	2	4	0	0	0	0	0	1	4	4	9.00	1.000			
Clay Carroll, R ERA: 5.17	1.0	L	4	1	1	1	0	0	0	0	0	0	1	4	4	9.00	1.000			
Bob Bruce, R ERA: 5.0	0.0	L	1	1	1	1	0	0	0	0	0	0	1	1	1	∞	∞			

Atlanta Braves @ Houston Astros
Astrodome, Houston, TX
Sat Jun 17 1967, 8:05 PM EDT
Att: 24,191 - Dome

AB 32
R 4
H 9
RBI 4
BB 0
SO 4
LOB 10



Batter	1	2	3	4	5	6	7	8	9	AB	R	H	RBI	BB	SO	LOB	TOP			
Felipe Alou, R OBP: 0.335, SLG: 0.450 (1, 7)	0-0 4-3			0-0 4-3		0-0 5-3			0-0 F5	4	0	0	0	0	0	0				
Tito Francona, L OBP: 0.310, SLG: 0.291 (1, 3)	0-0 P6			0-3 K			0-3 K		0-3 K	4	0	0	0	0	3	0				
Hank Aaron, R OBP: 0.391, SLG: 0.604 (1, 9)	0-3 K			0-3 K			4-0 BB		0-3 K	3	0	0	0	1	3	0				
Mack Jones, L OBP: 0.308, SLG: 0.397 (1, 8)		0-3 K			0-3 K			0-3 K		3	0	0	0	0	3	1				
Miguel de la Hoz, R OBP: 0.256, SLG: 0.421 (1, 5) (8, 4)		0-0 F8			0-0 4-3			0-0 F8		3	0	0	0	0	0	1				
Denis Menke, R OBP: 0.335, SLG: 0.345 (1, 6)		0-0 F8			4-0 BB			4-0 BB		1	0	0	0	2	0	0				
Bob Uecker, R OBP: 0.217, SLG: 0.148 (8, PH)			0-3 K					0-3 K		2	0	0	0	0	1	1				
Rico Carty, R OBP: 0.350, SLG: 0.402 (8, 2)					0-0 F7				0-3 K	1	0	0	0	0	1	1				
Marty Martinez, S OBP: 0.345, SLG: 0.240 (8, 1)										0	0	0	0	0	0	0				
Woody Woodward, R OBP: 0.276, SLG: 0.236 (8, PH)			0-0 F9						0-3 K	2	0	0	0	0	0	0				
Charlie Lau, L OBP: 0.250, SLG: 0.188 (8, 1)										1	0	0	0	0	1	1				
Ramon Hernandez, S (8, 1)										0	0	0	0	0	0	0				
Phil Niekro, R OBP: 0.200, SLG: 0.222 (8, PH)			0-3 K						0-3 K	2	0	0	0	0	2	0				
Clete Boyer, R OBP: 0.320, SLG: 0.445 (8, 5)										1	0	0	0	0	1	1				
Inning Stats	R: 0 E: 0 K: 1 S: 5	H: 0 LOB: 0 BB: 0 P: 5	R: 0 E: 0 K: 1 S: 5	H: 0 LOB: 0 BB: 0 P: 5	R: 0 E: 0 K: 2 S: 7	H: 0 LOB: 0 BB: 0 P: 7	R: 0 E: 0 K: 2 S: 7	H: 0 LOB: 0 BB: 0 P: 7	R: 0 E: 0 K: 1 S: 5	H: 0 LOB: 0 BB: 0 P: 5	R: 0 E: 0 K: 2 S: 7	H: 0 LOB: 1 BB: 1 P: 11	R: 0 E: 0 K: 3 S: 9	H: 0 LOB: 1 BB: 1 P: 13	R: 0 E: 0 K: 2 S: 7	H: 0 LOB: 0 BB: 0 P: 7	1B: 0 2B: 0 3B: 0 HR: 0	SF: 0 SAC: 0 DP: 0 HBP: 0	WP: 0 PB: 0 SB: 0 CS: 0	PA: 30
PITCHER Don Wilson, R ERA: 3.12 (1, 1)	IP: 9.0 WLS: W BF: 30 H: 0 R: 0 ER: 0 SO: 15 BB: 3 IBB: 0 HBP: 0 BLK: 0 WP: 0 HR: 0 S: 57 P: 69 ERA: 0.00 WHIP: 0.333																			

Atlanta Braves @ Houston Astros
Astrodome, Houston, TX
Sun Jun 18 1967, 4:33 AM EDT
Att: 19,199 - Unknown

AB 27
R 0
H 0
RBI 0
BB 3
SO 15
LOB 6



Batter	1	2	3	4	5	6	7	8	9	AB	R	H	RBI	BB	SO	LOB	BOTTOM		
Julio Gotay, R OBP: 0.338, SLG: 0.355 (1, 4)	0-3 K		0-0 4-3		0-0 P3		0-0 2B			4	0	1	0	0	1	0			
Sonny Jackson, L OBP: 0.274, SLG: 0.292 (7, PH)	0-0 2B			0-0 2B	0-0 1B		0-3 K			3	1	3	0	0	0	0			
Bob Lillis, R (8, 6)	1B			1B	1B					1	0	0	0	0	1	1			
Jimmy Wynn, R OBP: 0.378, SLG: 0.581 (1, 8)	2B			1B	K			0-3 K		4	1	2	1	0	2	1			
Rusty Staub, L OBP: 0.376, SLG: 0.479 (1, 9)	4-3			1B	3-1			0-0 F7		4	0	1	0	0	0	3			
Eddie Mathews, L OBP: 0.356, SLG: 0.399 (1, 3)		0-0 4-3		FC4-6		4-0 CS		0-3 K		3	0	0	1	1	1	1			
Jim Landis, R OBP: 0.356, SLG: 0.362 (1, 7)		0-0 F7		6-3		0-0 1B			0-0 K	3	0	1	0	0	0	1			
Bob Aspromonte, R OBP: 0.343, SLG: 0.407 (1, 5)		0-0 F8		IBB		0-0 G4-6-3				2	0	0	0	1	0	1			
Dave Adlesh, R OBP: 0.263, SLG: 0.235 (1, 2)			0-3 K		2-3			0-3 K		3	0	0	0	0	2	2			
Don Wilson, R OBP: 0.176, SLG: 0.129 (1, 1)			0-0 4-3		4-3			0-0 P5		3	0	0	0	0	0	1			
Inning Stats	R: 0 E: 0 K: 1 S: 6	H: 2 LOB: 1 BB: 0 P: 6	R: 0 E: 0 K: 0 S: 3	H: 0 LOB: 0 BB: 0 P: 3	R: 0 E: 0 K: 1 S: 5	H: 0 LOB: 0 BB: 0 P: 5	R: 2 E: 0 K: 0 S: 6	H: 3 LOB: 2 BB: 1 P: 10	R: 0 E: 0 K: 0 S: 2	H: 1 LOB: 0 BB: 1 P: 6	R: 0 E: 0 K: 2 S: 8	H: 1 LOB: 1 BB: 0 P: 8	R: 0 E: 0 K: 2 S: 7	H: 0 LOB: 0 BB: 0 P: 7	1B: 5 2B: 3 3B: 0 HR: 0	SF: 0 SAC: 0 DP: 1 HBP: 0	WP: 0 PB: 2 SB: 0 CS: 1	PA: 32	
PITCHER Phil Niekro, R ERA: 1.56 Ramon Hernandez, L ERA: 5.23 (8, 1)	IP: 7.0 WLS: L BF: 29 H: 8 R: 2 ER: 2 SO: 5 BB: 1 IBB: 1 HBP: 0 BLK: 0 WP: 0 HR: 0 S: 37 P: 45 ERA: 2.57 WHIP: 1.286																		

Atlanta Braves @ Houston Astros
Astrodome, Houston, TX
Sun Jun 18 1967, 4:33 AM EDT
Att: 19,199 - Unknown

AB 30
R 2
H 8
RBI 2
BB 2
SO 7
LOB 11

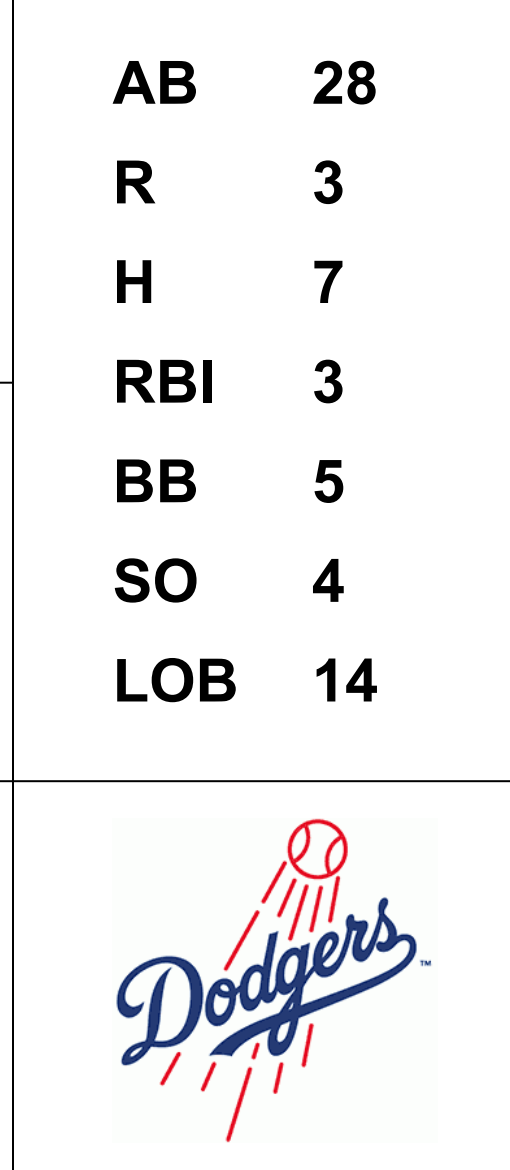


Batter	1	2	3	4	5	6	7	8	9	AB	R	H	RBI	BB	SO	LOB	TOP					
Felipe Alou, R OBP: 0.336, SLG: 0.446 (1, 7)										4	0	1	0	1	1	2	Atlanta Braves @ Los Angeles Dodgers Dodger Stadium, Los Angeles, CA Mon Jun 19 1967, 7:05 PM PDT Att: 20,171 - Unknown					
Tito Francona, L OBP: 0.278, SLG: 0.278 (1, 3)										5	0	0	0	0	0	6						
Hank Aaron, R OBP: 0.389, SLG: 0.598 (1, 9)										4	1	1	0	0	1	0						
Mack Jones, L OBP: 0.307, SLG: 0.393 (1, 8)										4	1	1	0	0	1	1						
Clete Boyer, R OBP: 0.318, SLG: 0.446 (1, 5)										4	0	1	2	0	1	1						
Denis Menke, R OBP: 0.338, SLG: 0.345 (1, 6)										3	0	1	0	1	0	0						
Woody Woodward, R OBP: 0.283, SLG: 0.245 (1, 4)										3	0	2	0	0	0	2						
Bob Uecker, R OBP: 0.219, SLG: 0.141 (1, 2)										3	0	0	0	1	3	5						
Ken Johnson, R OBP: 0.094, SLG: 0.065 (1, 1)										3	0	0	0	0	0	5						
Rico Carty, R OBP: 0.340, SLG: 0.400 (9, PH)										1	0	0	0	0	1	0						
Dick Kelley, R OBP: 0.308, SLG: 0.333 (9, 1)										0	0	0	0	0	0	0						
Inning Stats	R: 0 E: 0 K: 0 S: 3	H: 1 LOB: 0 BB: 0 P: 3	R: 0 E: 0 K: 2 S: 7	H: 0 LOB: 0 BB: 0 P: 7	R: 0 E: 0 K: 0 S: 4	H: 1 LOB: 2 BB: 1 P: 8	R: 0 E: 0 K: 0 S: 3	H: 0 LOB: 0 BB: 0 P: 3	R: 0 E: 1 K: 1 S: 7	H: 1 LOB: 3 BB: 1 P: 11	R: 2 E: 0 K: 1 S: 8	H: 2 LOB: 2 BB: 1 P: 12	R: 0 E: 0 K: 2 S: 7	H: 0 LOB: 0 BB: 0 P: 7	R: 0 E: 0 K: 1 S: 5	H: 2 LOB: 2 BB: 0 P: 7	R: 0 E: 0 K: 1 S: 5	H: 0 LOB: 0 BB: 0 P: 5	1B: 6 2B: 1 3B: 0 HR: 0	SF: 0 SAC: 1 DP: 1 HBP: 0	WP: 0 PB: 0 SB: 0 CS: 0	PA: 38
PITCHER Don Sutton, R ERA: 4.47 (1, 1)	IP: 9.0 WLS: W BF: 38 H: 7 R: 2 ER: 2 SO: 8 BB: 3 IBB: 0 HBP: 0 BLK: 0 WP: 0 HR: 0 S: 51 P: 63 ERA: 2.00 WHIP: 1.111															PITCHER						

AB	34
R	2
H	7
RBI	2
BB	3
SO	8
LOB	22



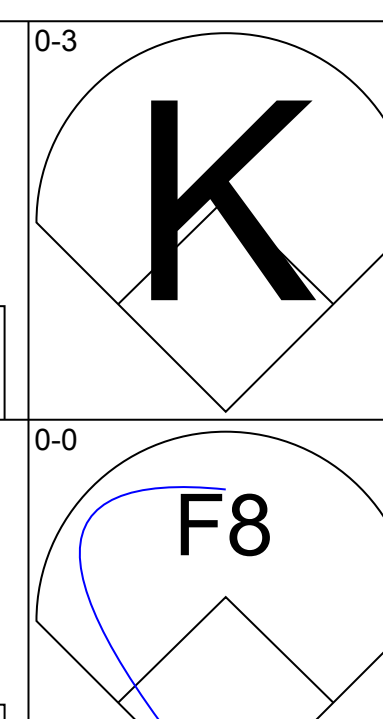
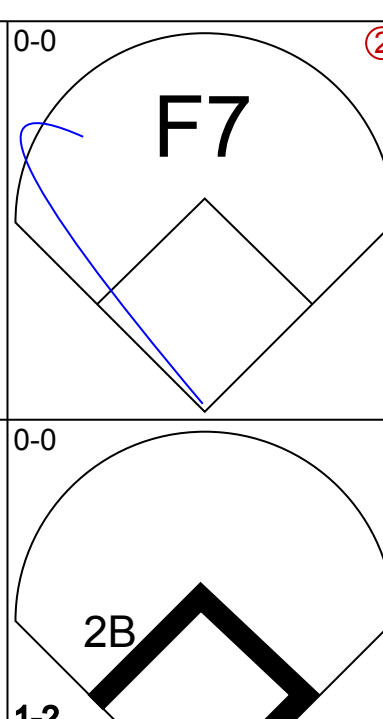
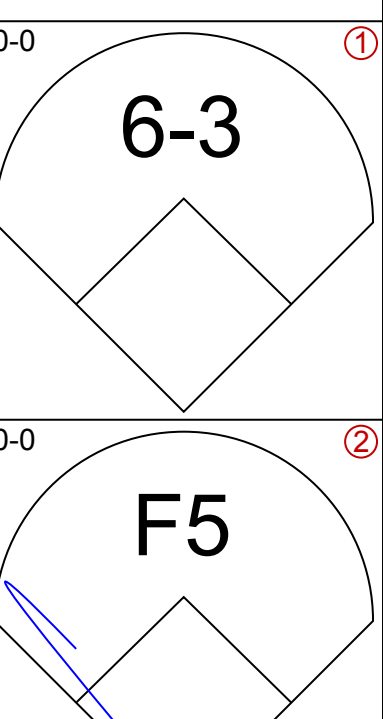
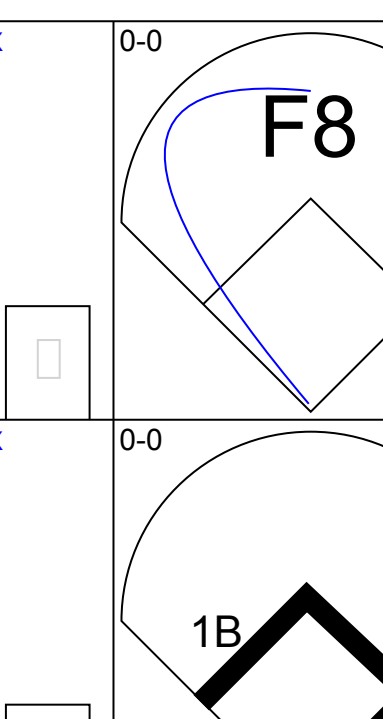
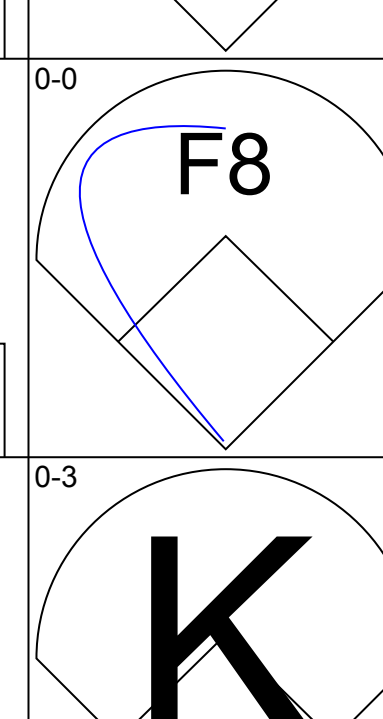
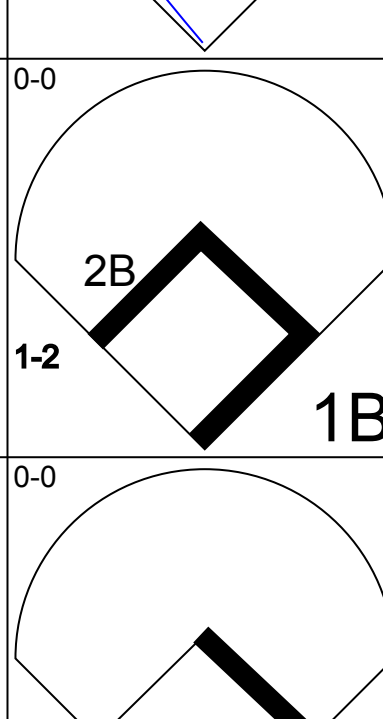
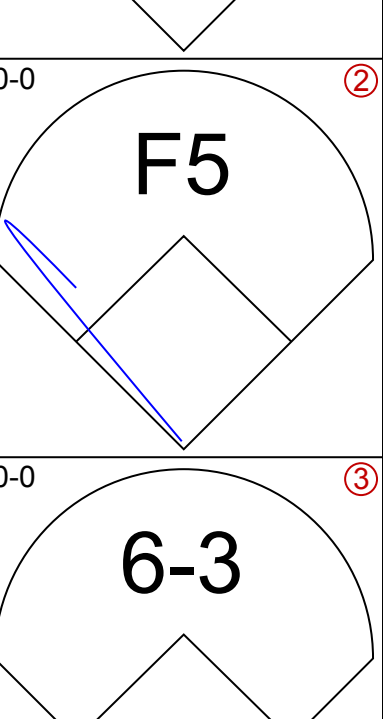
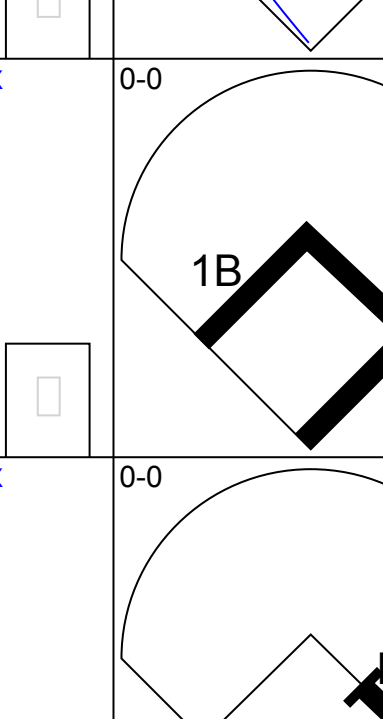
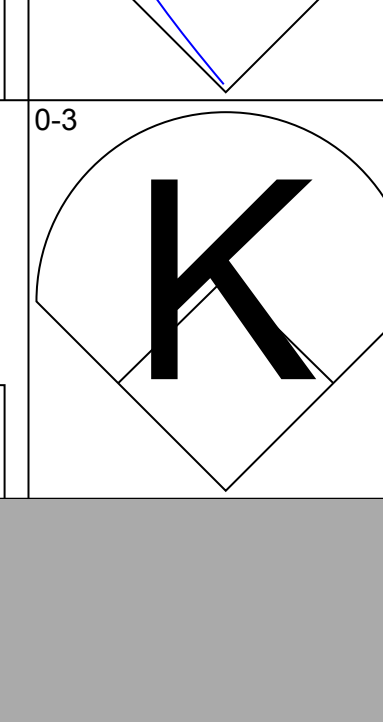
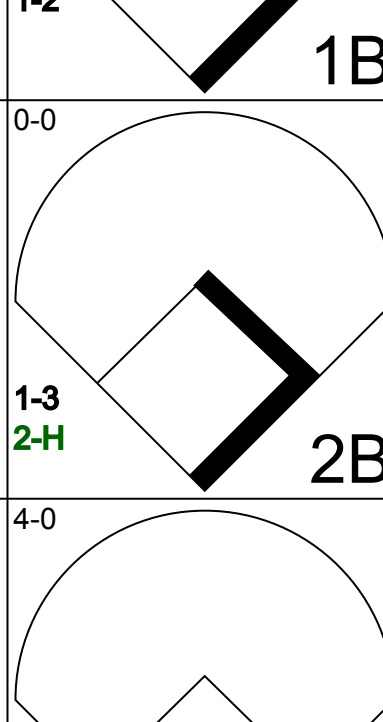
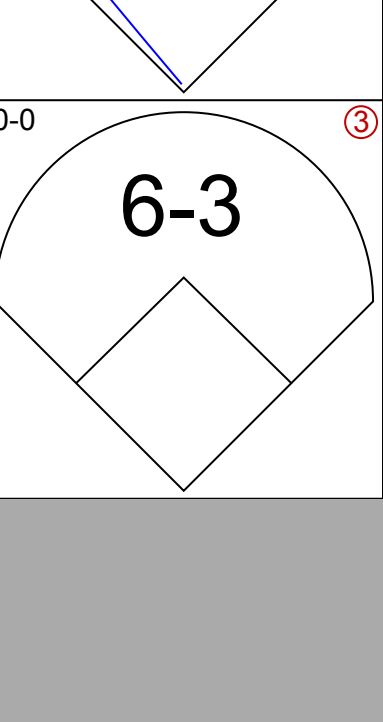
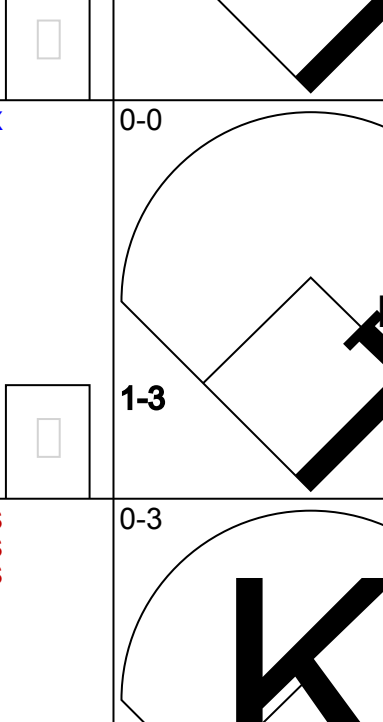
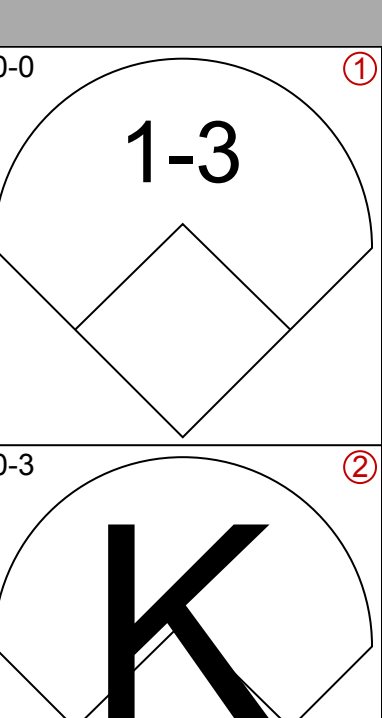
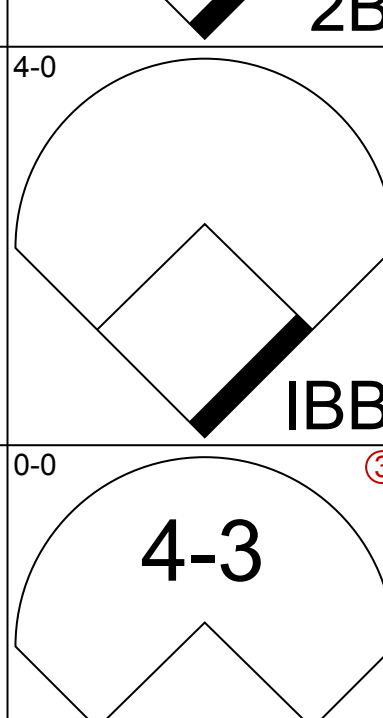
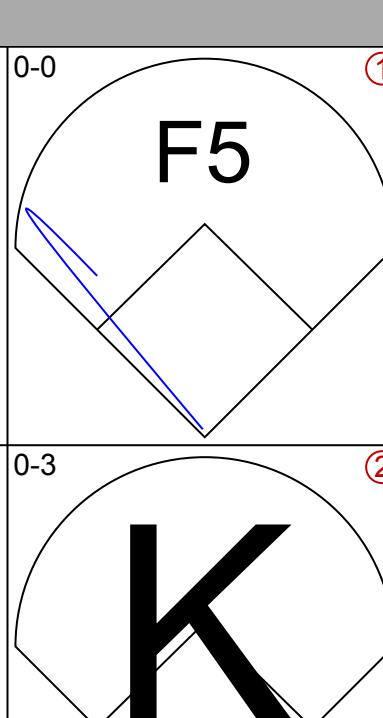
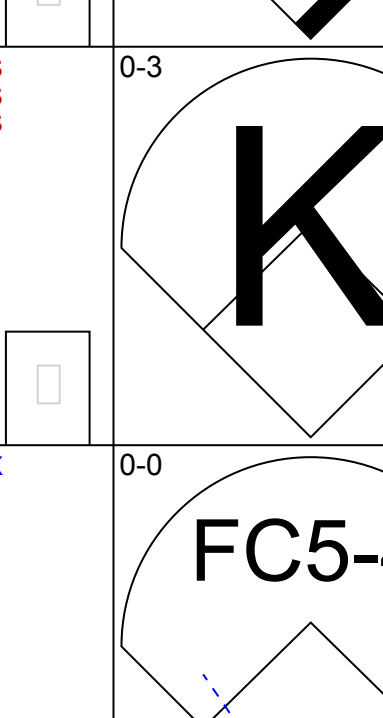
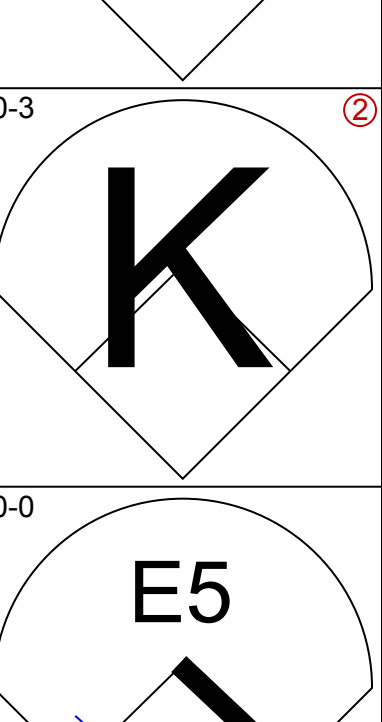
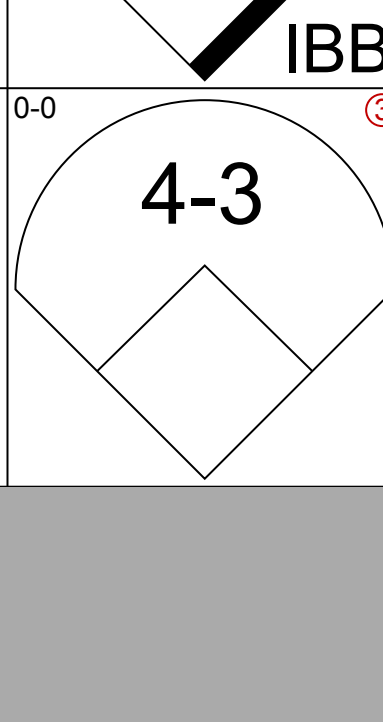
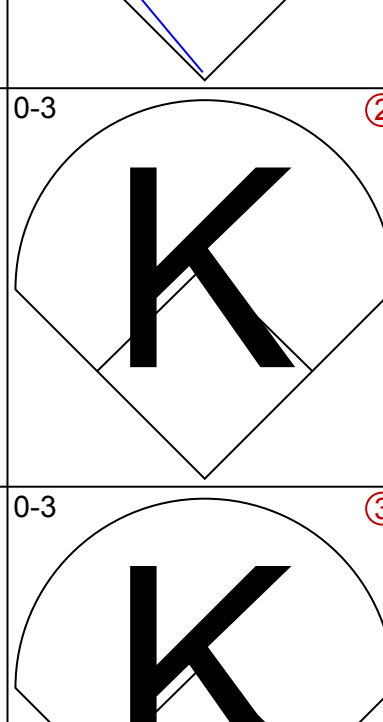
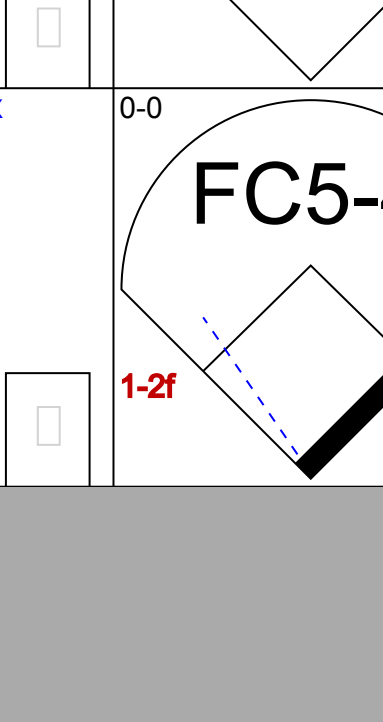
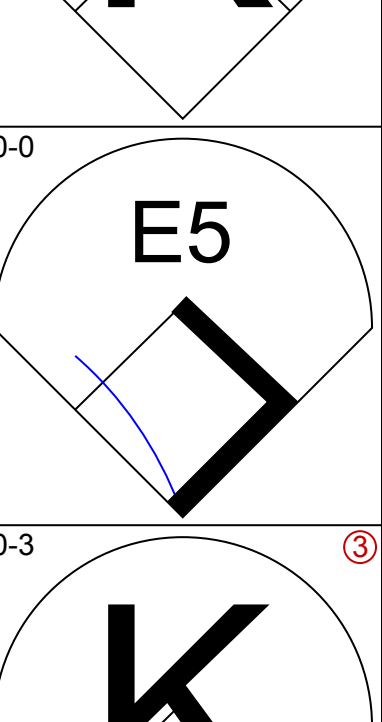
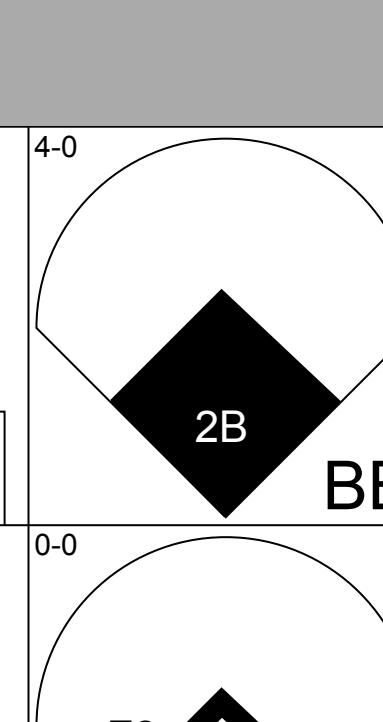
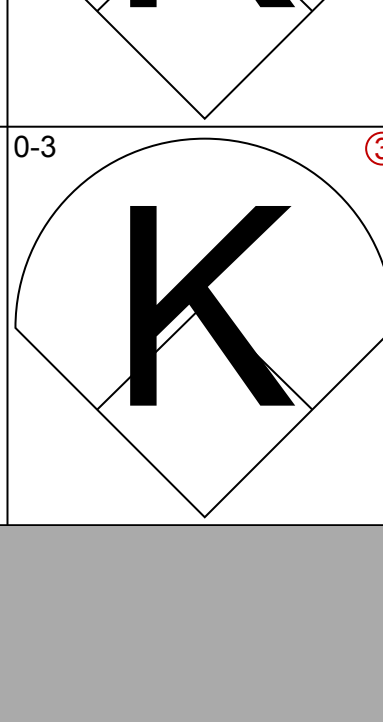
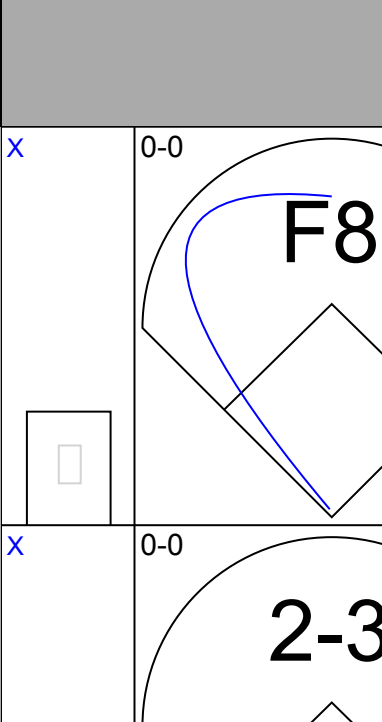
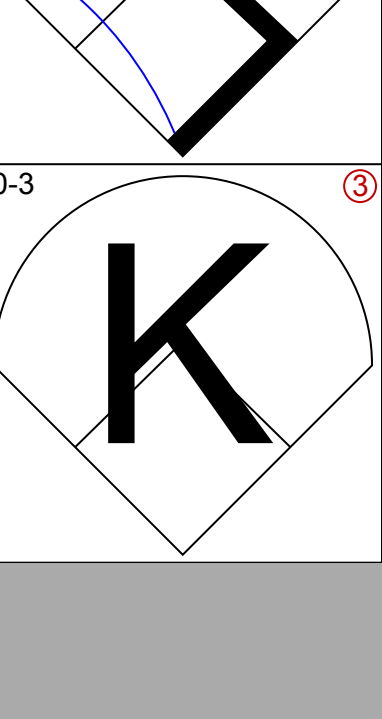
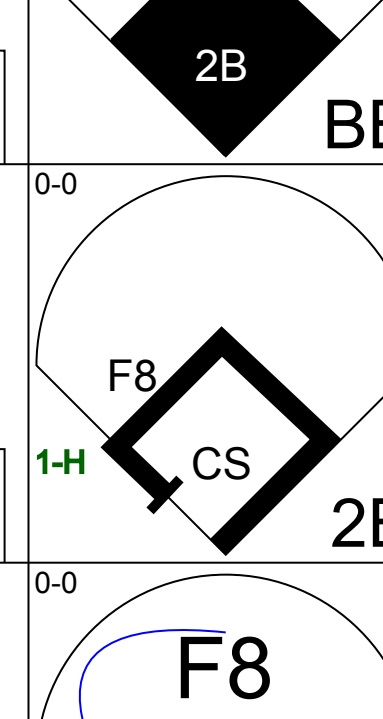
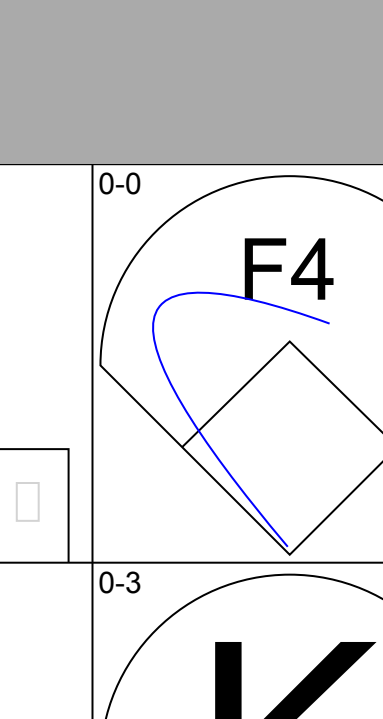
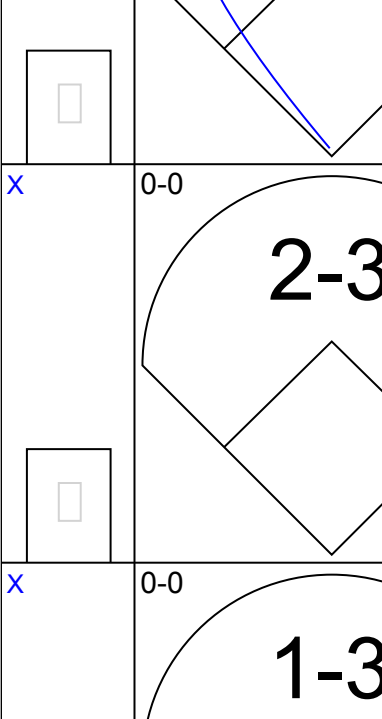
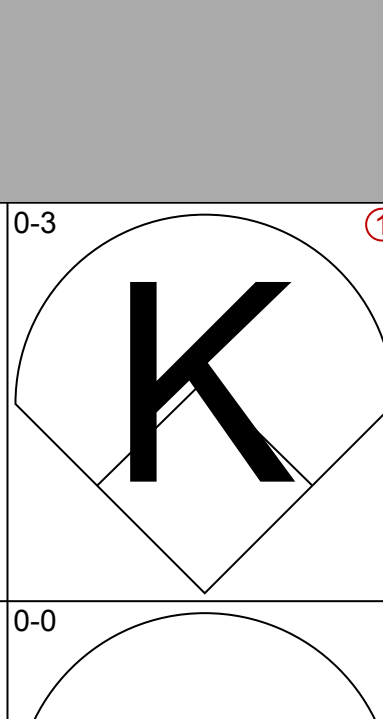
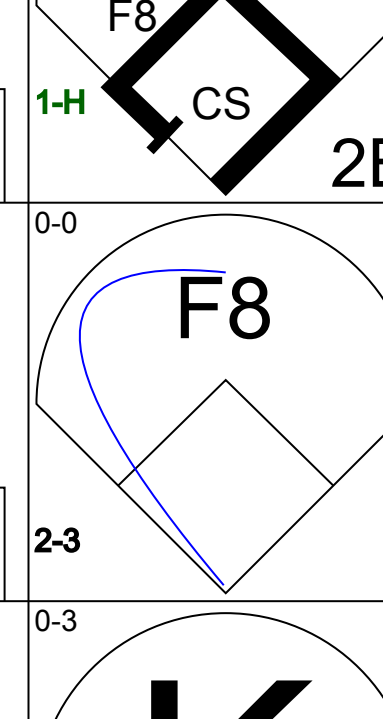
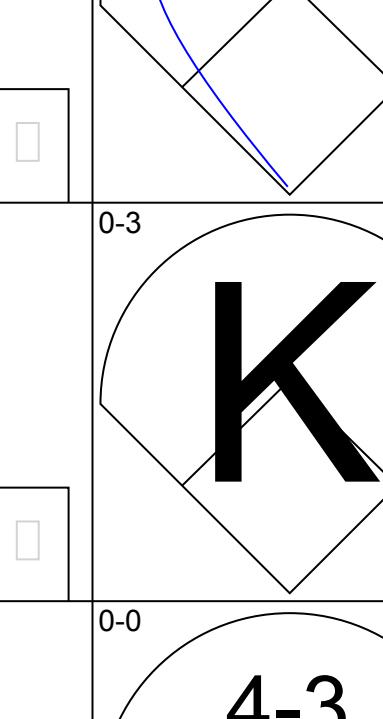
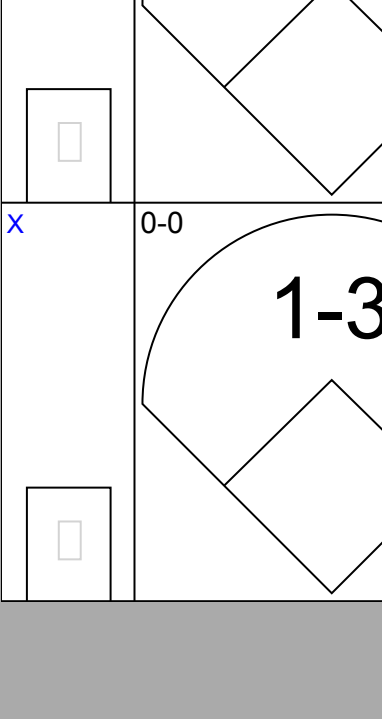
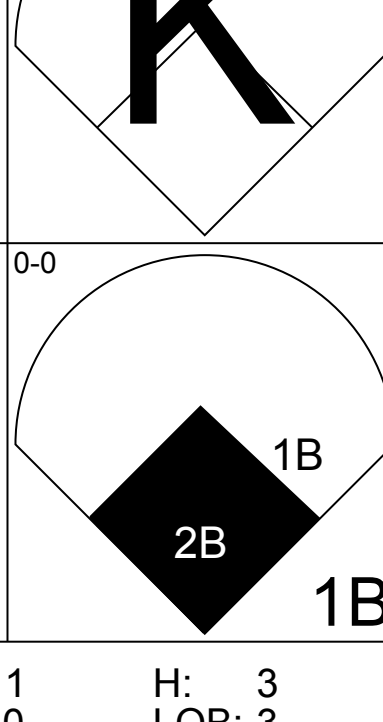
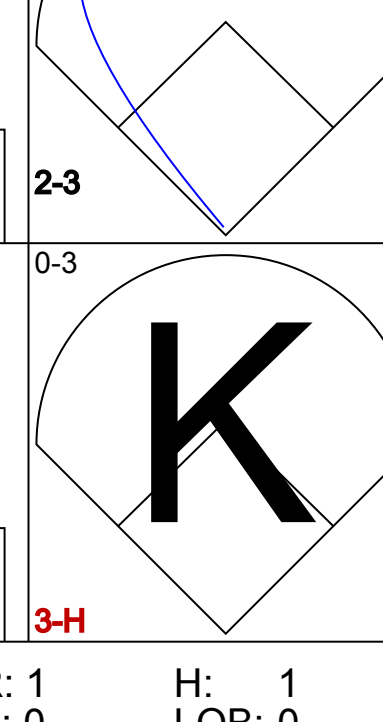
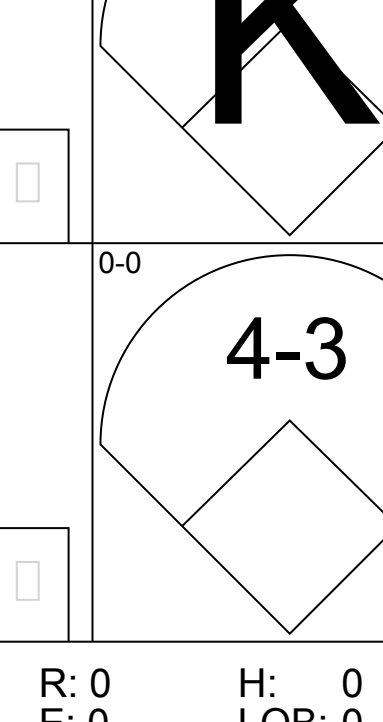
Batter	1	2	3	4	5	6	7	8	9	AB	R	H	RBI	BB	SO	LOB	BOTTOM				
Willie Davis, L OBP: 0.330, SLG: 0.375 (1, 8)										4	0	1	0	0	0	1	Atlanta Braves @ Los Angeles Dodgers Dodger Stadium, Los Angeles, CA Mon Jun 19 1967, 7:05 PM PDT Att: 20,171 - Unknown				
Ron Hunt, R OBP: 0.390, SLG: 0.395 (1, 4)										4	0	0	0	0	0	2					
Lou Johnson, R OBP: 0.329, SLG: 0.414 (1, 7)										3	1	1	0	1	0	0					
Ron Fairly, L OBP: 0.319, SLG: 0.350 (1, 3)										3	0	1	0	0	0	1					
Jim Lefebvre, S OBP: 0.372, SLG: 0.421 (1, 5)										1	1	1	1	3	0	0					
John Roseboro, L OBP: 0.373, SLG: 0.346 (1, 2)										4	0	0	0	0	1	6					
Len Gabrielson, L OBP: 0.271, SLG: 0.380 (1, 9)										3	0	0	0	0	1	4					
Jim Hickman, R OBP: 0.233, SLG: 0.269 (9, PH)										0	0	0	0	1	0	0					
Dick Schofield, S OBP: 0.361, SLG: 0.306 (1, 6)										4	1	3	2	0	1	0					
Don Sutton, R OBP: 0.206, SLG: 0.265 (1, 1)										2	0	0	0	0	1	0					
Inning Stats	R: 0 E: 0 K: 0 S: 3	H: 1 LOB: 0 BB: 0 P: 3	R: 0 E: 0 K: 0 S: 3	H: 1 LOB: 1 BB: 1 P: 7	R: 1 E: 0 K: 1 S: 6	H: 1 LOB: 0 BB: 0 P: 6	R: 1 E: 1 K: 0 S: 5	H: 2 LOB: 1 BB: 0 P: 5	R: 0 E: 0 K: 0 S: 4	H: 1 LOB: 1 BB: 0 P: 4	R: 0 E: 0 K: 1 S: 5	H: 0 LOB: 2 BB: 2 P: 13	R: 0 E: 0 K: 1 S: 5	H: 0 LOB: 0 BB: 0 P: 5	R: 0 E: 0 K: 0 S: 3	R: 1 E: 0 K: 1 S: 4	H: 1 LOB: 2 BB: 2 P: 12	1B: 6 2B: 0 3B: 0 HR: 1	SF: 0 SAC: 2 DP: 2 HBP: 0	WP: 0 PB: 0 SB: 0 CS: 0	PA: 35
PITCHER Ken Johnson, R ERA: 2.89 (1, 1)	IP: 8.0 WLS: L BF: 31 H: 6 R: 2 ER: 1 SO: 3 BB: 2 IBB: 0 HBP: 0 BLK: 0 WP: 0 HR: 1 S: 34 P: 46 ERA: 1.12 WHIP: 1.000															PITCHER					
Dick Kelley, L ERA: 5.05 (9, 1)	0.1 L 4 1 1 1 1 2 0 0 0 0 0 0 4 12 27.00 9.000																				

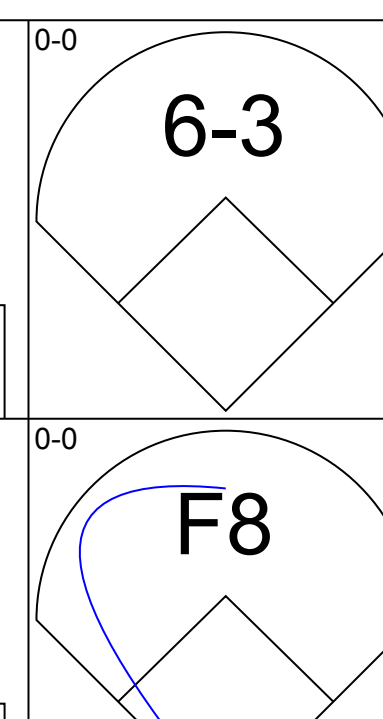
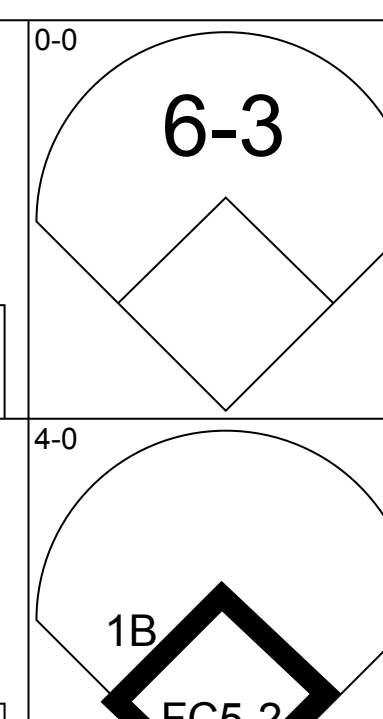
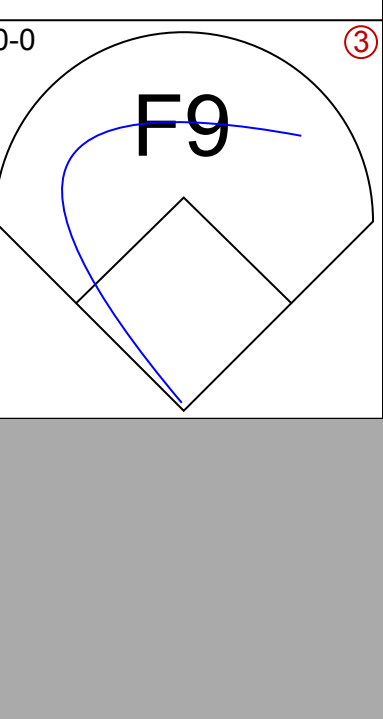
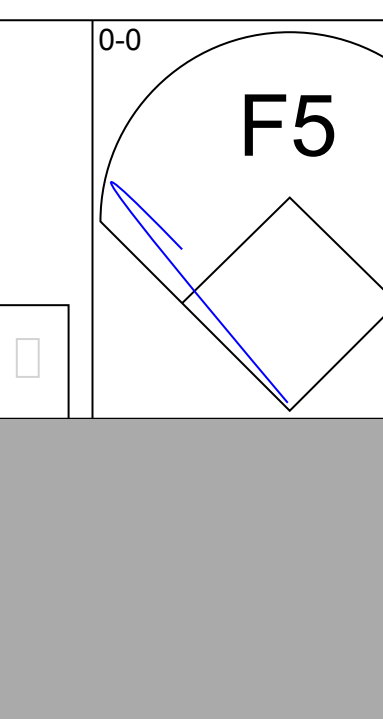
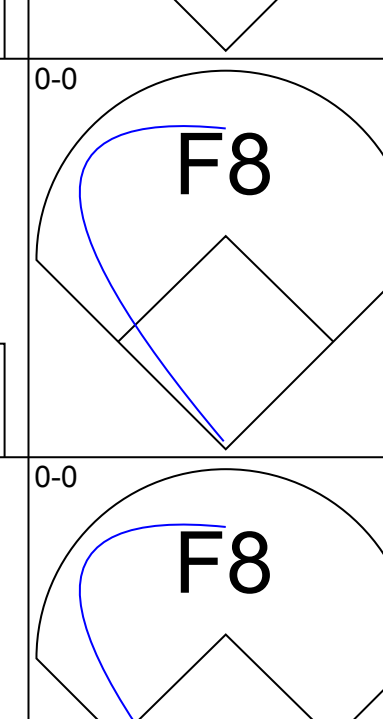
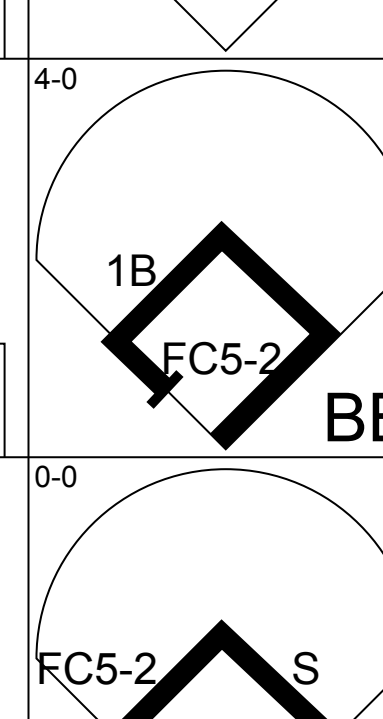
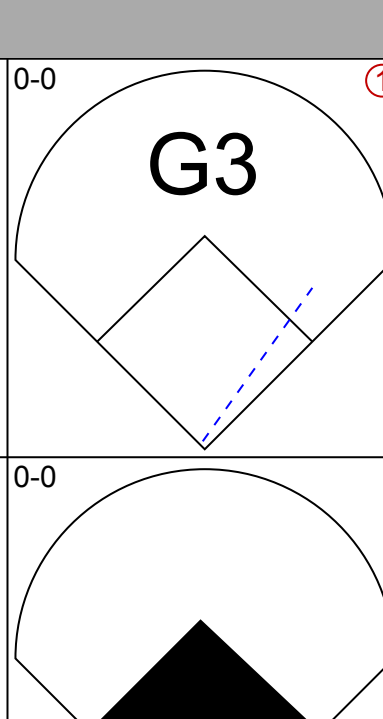
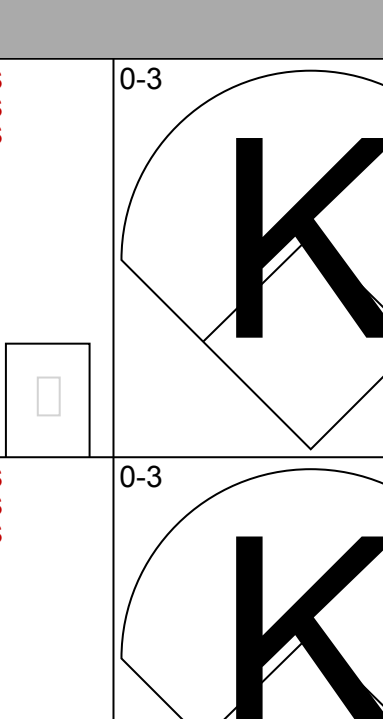
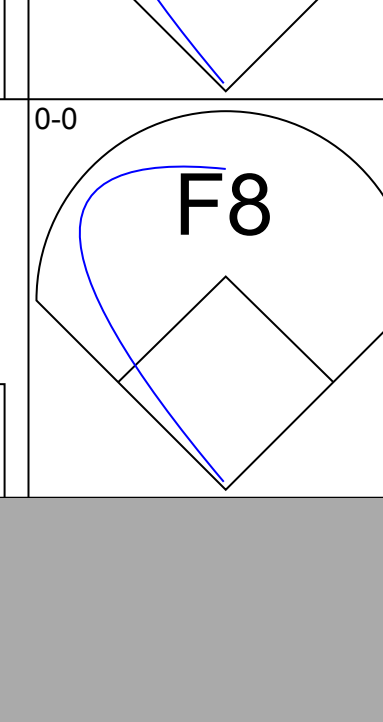
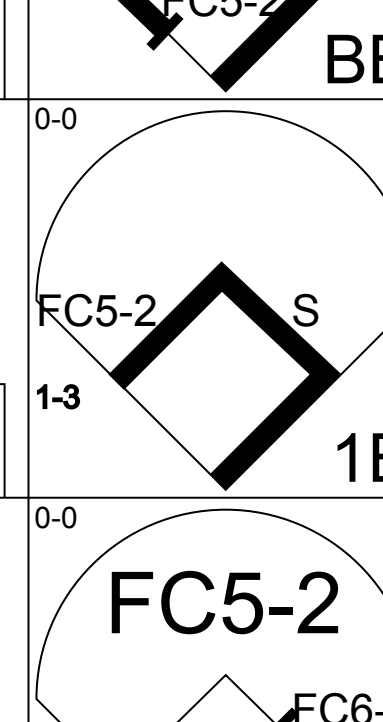
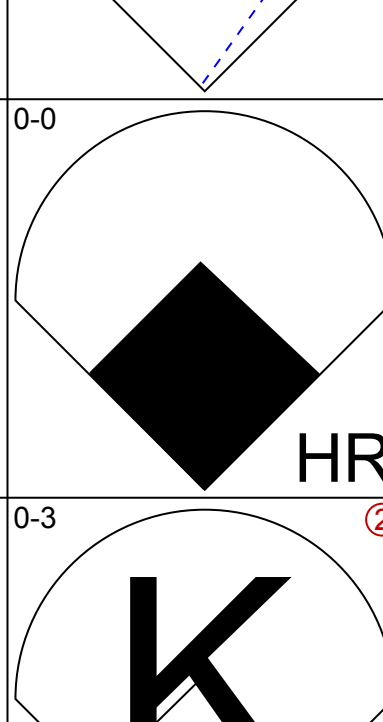
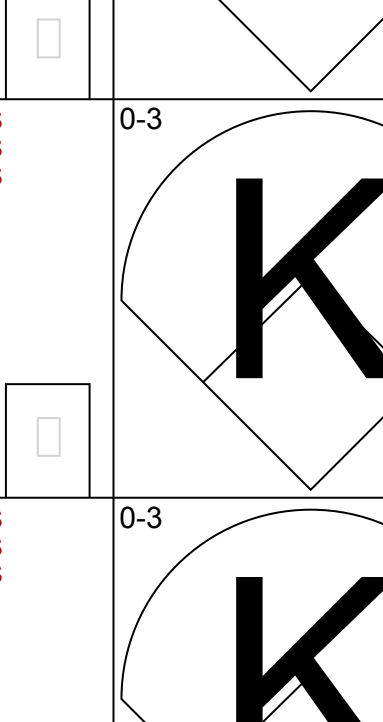
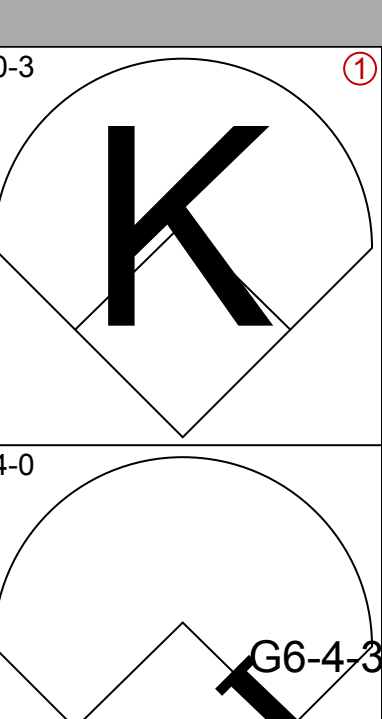
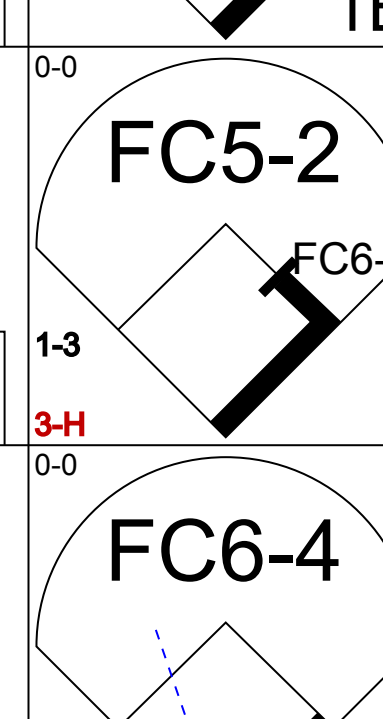
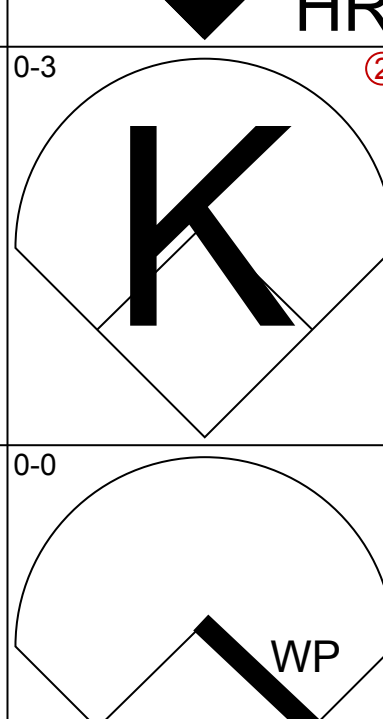
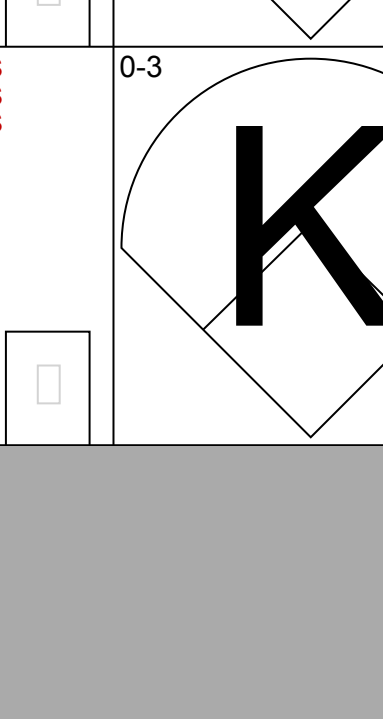
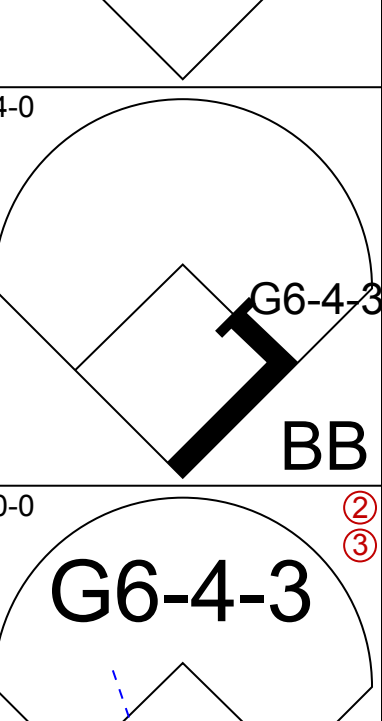
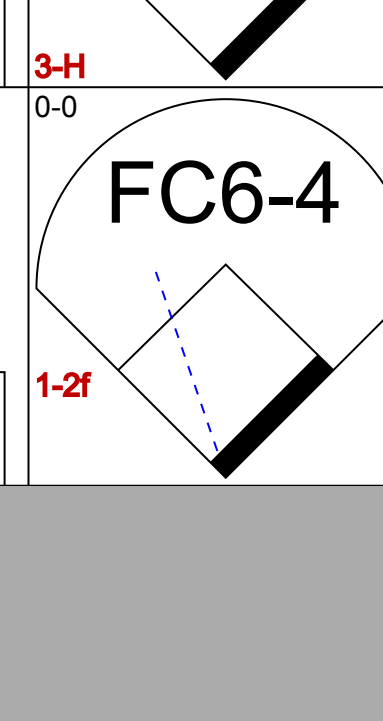
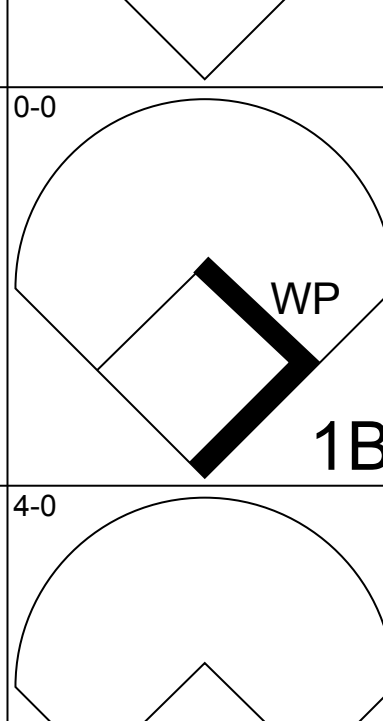
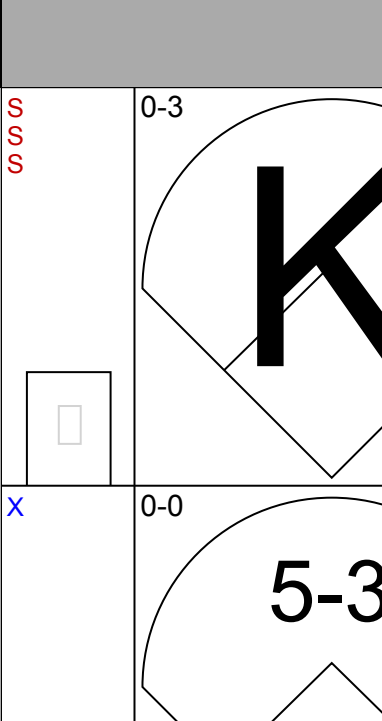
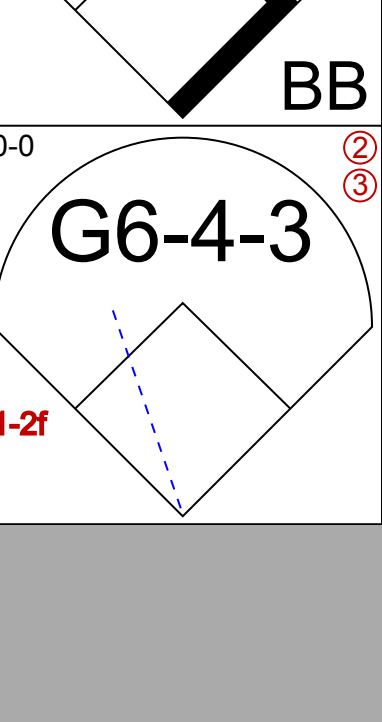
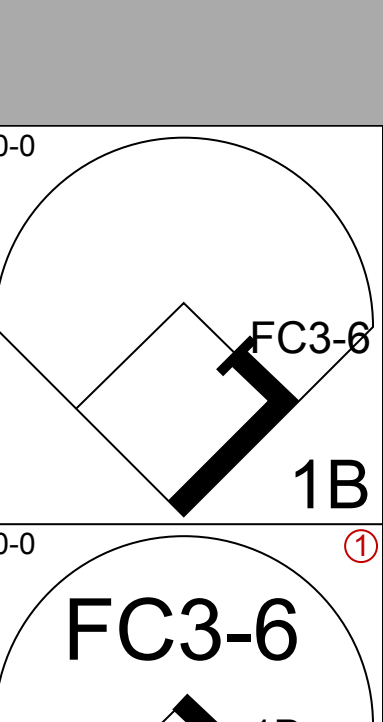
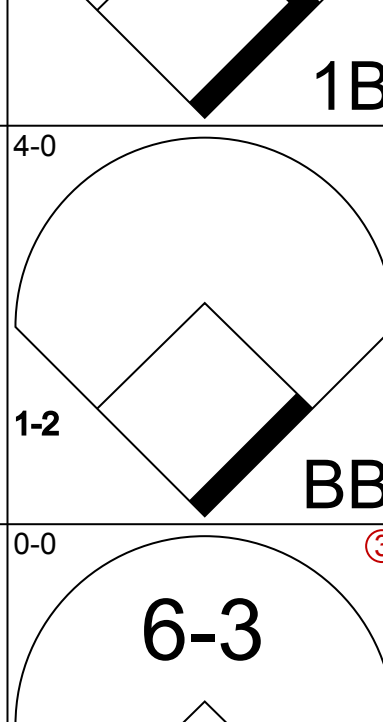

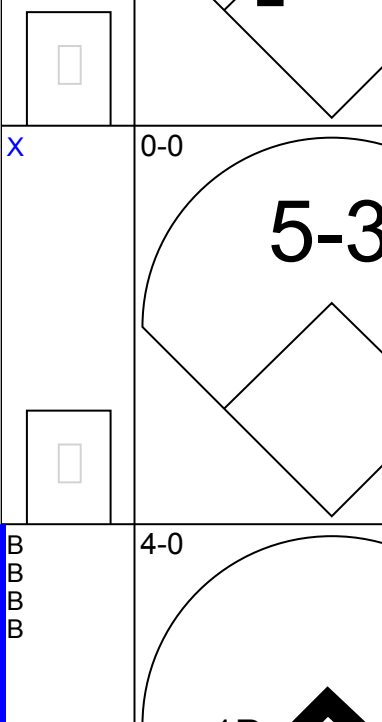
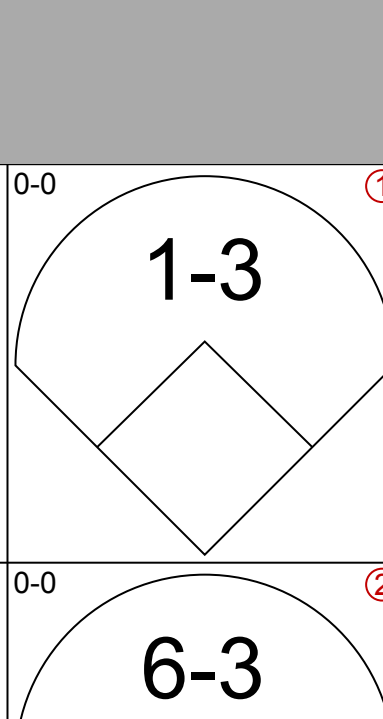
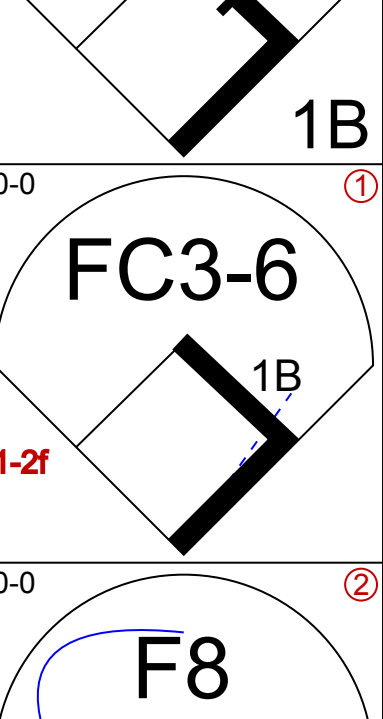
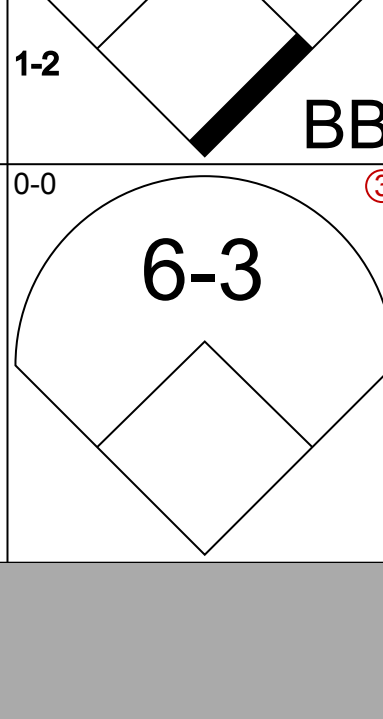
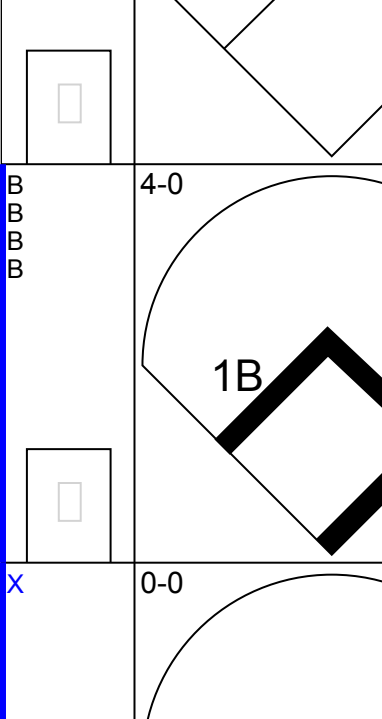
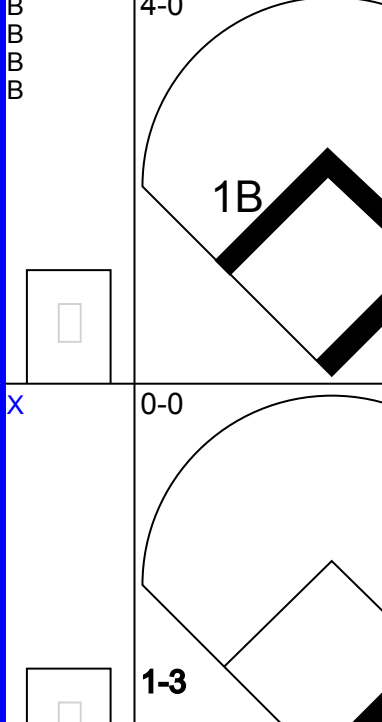
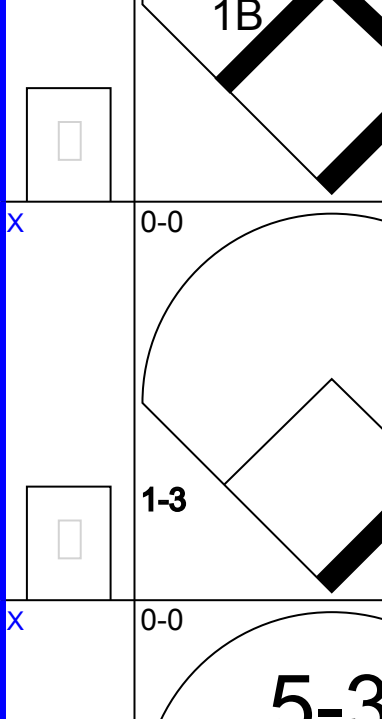
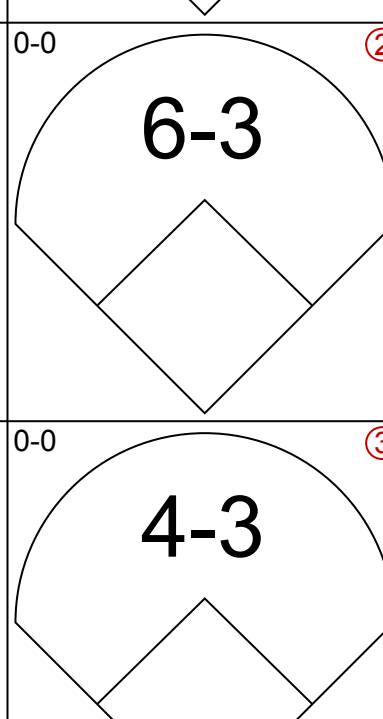
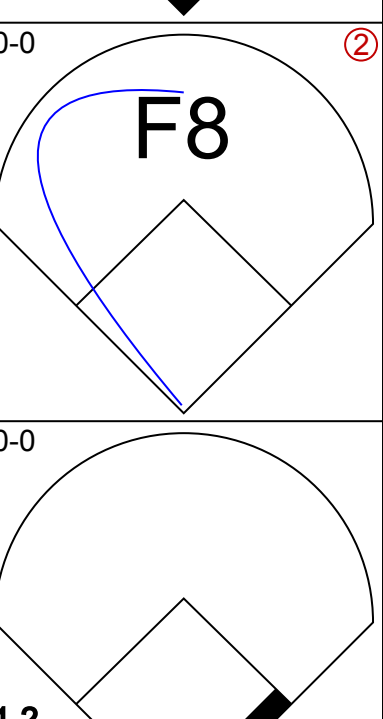
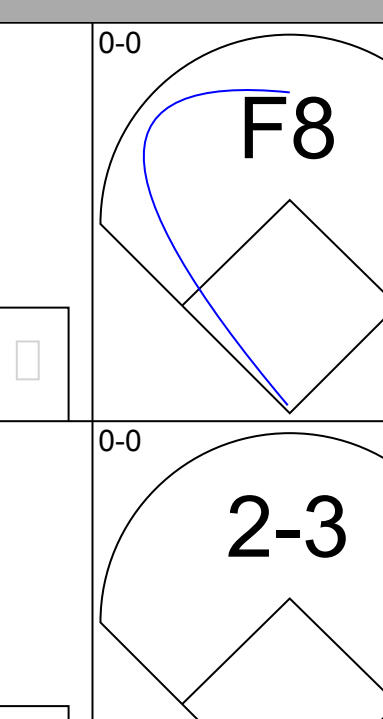
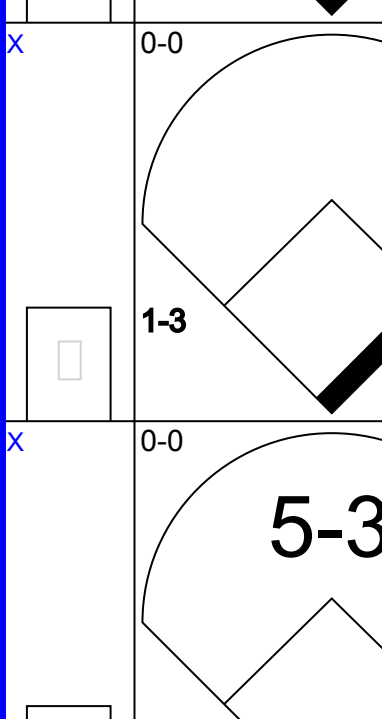
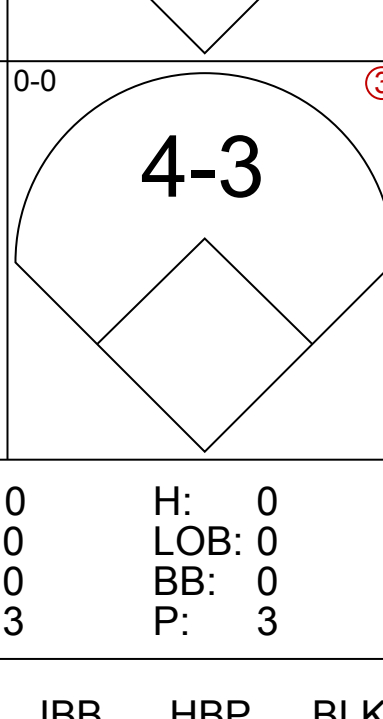
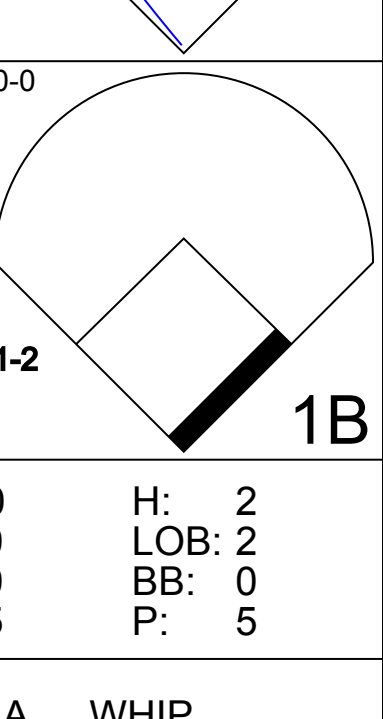
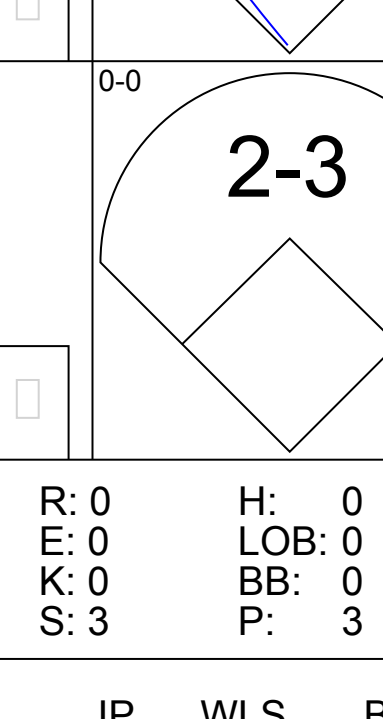
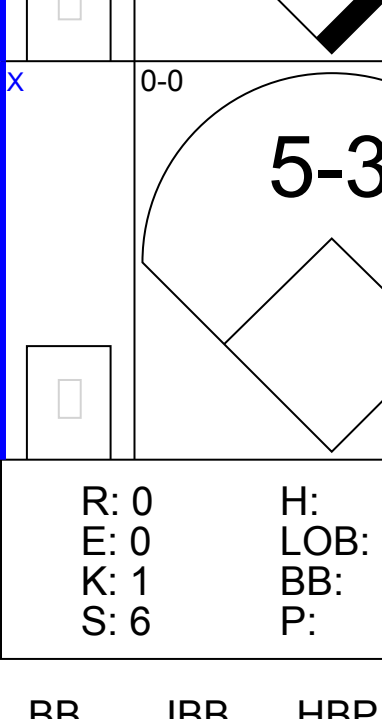


Batter	1	2	3	4	5	6	7	8	9	AB	R	H	RBI	BB	SO	LOB	TOP					
Woody Woodward, R (1,4) OBP: 0.280, SLG: 0.250										5	1	2	0	0	0	1	Atlanta Braves @ San Francisco Giants Candlestick Park, San Francisco, CA Wed Jun 21 1967, 6:33 AM EDT Att: 10,042 - Unknown					
Tito Francona, L (1,3) OBP: 0.295, SLG: 0.271										5	1	2	1	0	0	1						
Hank Aaron, R (1,9) OBP: 0.388, SLG: 0.597										4	1	1	0	1	1	2						
Felipe Alou, R (1,7) OBP: 0.339, SLG: 0.440										4	1	2	0	1	0	2						
Clete Boyer, R (1,5) OBP: 0.316, SLG: 0.437										4	0	1	1	0	0	3						
Denis Menke, R (1,6) OBP: 0.339, SLG: 0.357										5	2	3	2	0	1	2						
Mack Jones, L (1,8) OBP: 0.305, SLG: 0.388										4	2	1	0	1	0	1						
Bob Uecker, R (1,2) OBP: 0.226, SLG: 0.213										5	1	2	5	0	1	1						
Pat Jarvis, R (1,1) OBP: 0.115, SLG: 0.080										4	0	0	0	0	2	2						
Inning Stats	R: 0 E: 0 K: 1 S: 6	H: 1 LOB: 1 BB: 0 P: 6	R: 1 E: 0 K: 0 S: 5	H: 2 LOB: 1 BB: 0 P: 5	R: 7 E: 0 K: 0 S: 8	H: 5 LOB: 0 BB: 2 P: 16	R: 0 E: 0 K: 1 S: 7	H: 2 LOB: 2 BB: 0 P: 7	R: 0 E: 0 K: 1 S: 5	H: 0 LOB: 0 BB: 0 P: 5	R: 0 E: 0 K: 0 S: 4	H: 1 LOB: 2 BB: 1 P: 8	R: 1 E: 0 K: 2 S: 9	H: 2 LOB: 1 BB: 0 P: 9	R: 0 E: 0 K: 0 S: 4	H: 1 LOB: 1 BB: 0 P: 4		R: 0 E: 0 K: 0 S: 3	H: 0 LOB: 0 BB: 0 P: 3	1B: 8 2B: 4 3B: 0 HR: 2	SF: 1 SAC: 0 DP: 0 HBP: 0	WP: 1 PB: 0 SB: 1 CS: 0
PITCHER	IP WLS BF H R ER SO BB IBB HBP BLK WP HR S P ERA WHIP																					
Joe Gibbon, L (1,1) ERA: 3.67	2.0 L 12 5 4 4 1 1 0 0 0 0 1 0 13 17 18.00 3.000																					
Ron Herbel, R (3,1) ERA: 4.4	2.0 12 5 4 4 1 1 0 0 0 0 0 1 13 17 18.00 3.000																					
Ray Sadecki, L (5,1) ERA: 3.25	5.0 20 4 1 1 3 1 0 0 0 0 0 1 25 29 1.80 1.000																					

Batter	1	2	3	4	5	6	7	8	9	AB	R	H	RBI	BB	SO	LOB	BOTTOM					
Jesus Alou, R (1,7) OBP: 0.306, SLG: 0.370										4	1	1	0	1	0	1	Atlanta Braves @ San Francisco Giants Candlestick Park, San Francisco, CA Wed Jun 21 1967, 6:33 AM EDT Att: 10,042 - Unknown					
Bob Schroder, L (1,4) OBP: 0.295, SLG: 0.269										5	0	0	0	0	0	3						
Willie Mays, R (1,8) OBP: 0.358, SLG: 0.490										2	0	1	1	0	1	0						
Ty Cline, L (4,8) OBP: 0.231, SLG: 0.298										2	0	0	0	0	1	0						
Jim Ray Hart, R (1,5) OBP: 0.343, SLG: 0.475										3	1	1	0	1	0	1						
Tom Haller, L (1,2) OBP: 0.388, SLG: 0.523										2	0	1	1	2	1	1						
Ollie Brown, R (1,9) OBP: 0.325, SLG: 0.519										4	0	0	0	0	0	5						
Norm Siebern, L (1,3) OBP: 0.286, SLG: 0.192										4	0	1	0	0	0	2						
Hal Lanier, R (1,6) OBP: 0.220, SLG: 0.271										4	0	1	0	0	1	3						
Joe Gibbon, R (1,1) OBP: 0.154, SLG: 0.167										1	0	0	0	0	0	1						
Ron Herbel, R (3,1) OBP: 0.400, SLG: 0.500										0	0	0	0	0	0	0						
Ray Sadecki, L (4,PH) OBP: 0.250, SLG: 0.286										2	0	0	0	0	0	2						
Bill Sorrell, L (9,PH) OBP: 0.300, SLG: 0.235										1	0	0	0	0	1	1						
Inning Stats	R: 1 E: 0 K: 0 S: 4	H: 1 LOB: 2 BB: 2 P: 12	R: 0 E: 1 K: 0 S: 4	H: 0 LOB: 1 BB: 0 P: 4	R: 0 E: 0 K: 1 S: 5	H: 0 LOB: 0 BB: 0 P: 5	R: 0 E: 0 K: 0 S: 4	H: 1 LOB: 2 BB: 1 P: 8	R: 0 E: 0 K: 1 S: 5	H: 0 LOB: 0 BB: 0 P: 5	R: 0 E: 0 K: 0 S: 3	H: 2 LOB: 1 BB: 0 P: 5	R: 0 E: 0 K: 0 S: 3	H: 0 LOB: 0 BB: 0 P: 3	R: 0 E: 0 K: 1 S: 5	H: 0 LOB: 1 BB: 1 P: 9	R: 0 E: 0 K: 2 S: 9	H: 2 LOB: 2 BB: 0 P: 9	1B: 3 2B: 3 3B: 0 HR: 0	SF: 0 SAC: 0 DP: 0 HBP: 0	WP: 0 PB: 0 SB: 1 CS: 0	PA: 38
PITCHER	IP WLS BF H R ER SO BB IBB HBP BLK WP HR S P ERA WHIP																					
Pat Jarvis, R (1,1) ERA: 4.74	9.0 W 38 6 2 2 5 3 1 0 0 0 0 0 44 60 2.00 1.000																					



Batter	1	2	3	4	5	6	7	8	9	AB	R	H	RBI	BB	SO	LOB	TOP		
Felipe Alou, R OBP: 0.335, SLG: 0.434 (1, 7)										4	0	0	0	0	1	1	Atlanta Braves @ San Francisco Giants Candlestick Park, San Francisco, CA Thu Jun 22 1967, 6:33 AM EDT Unknown		
Tito Francona, L OBP: 0.301, SLG: 0.279 (1, 3)										4	0	2	0	0	0	0			
Hank Aaron, R OBP: 0.390, SLG: 0.599 (1, 9)										4	0	2	1	0	1	0			
Mack Jones, L OBP: 0.304, SLG: 0.382 (1, 8)										3	0	0	0	1	1	2			
Clete Boyer, R OBP: 0.311, SLG: 0.429 (1, 5)										4	0	0	0	0	2	5			
Denis Menke, R OBP: 0.337, SLG: 0.352 (1, 6)										3	1	0	0	1	1	0			
Woody Woodward, R OBP: 0.279, SLG: 0.256 (1, 4)										4	0	1	1	0	1	1			
Bob Uecker, R OBP: 0.216, SLG: 0.203 (1, 2)										4	0	0	0	0	2	1			
Phil Niekro, R OBP: 0.231, SLG: 0.250 (1, 1)										3	1	1	0	0	1	1			
Inning Stats	R: 0 E: 0 K: 2 S: 7	H: 0 LOB: 0 BB: 0 P: 7	R: 0 E: 1 K: 2 S: 8	H: 0 LOB: 1 BB: 0 P: 8	R: 1 E: 0 K: 1 S: 8	H: 3 LOB: 3 BB: 1 P: 12	R: 1 E: 0 K: 1 S: 5	H: 1 LOB: 0 BB: 1 P: 9	R: 0 E: 0 K: 0 S: 3	H: 0 LOB: 0 BB: 0 P: 3	R: 0 E: 0 K: 1 S: 5	H: 0 LOB: 0 BB: 0 P: 5	R: 0 E: 0 K: 1 S: 7	H: 2 LOB: 2 BB: 0 P: 7	R: 0 E: 0 K: 0 S: 3	H: 0 LOB: 0 BB: 0 P: 3	1B: 4 2B: 2 3B: 0 HR: 0	SF: 0 SAC: 0 DP: 0 HBP: 0	WP: 0 PA: 35 ERA: 3.39
PITCHER Gaylord Perry, R ERA: 3.39 (1, 1)	IP: 9.0 WLS: L BF: 35 H: 6 R: 2 ER: 2 SO: 10 BB: 1 IBB: 1 HBP: 0 BLK: 0 WP: 0 HR: 0 S: 53 P: 61 ERA: 2.00 WHIP: 0.778															ERA: 2.00 WHIP: 0.778			

Batter	1	2	3	4	5	6	7	8	9	AB	R	H	RBI	BB	SO	LOB	BOTTOM				
Jesus Alou, R OBP: 0.301, SLG: 0.363 (1, 7)										4	0	0	0	0	0	2	Atlanta Braves @ San Francisco Giants Candlestick Park, San Francisco, CA Thu Jun 22 1967, 6:33 AM EDT Unknown				
Tom Haller, L OBP: 0.386, SLG: 0.515 (1, 2)										3	0	0	0	1	1	0					
Willie Mays, R OBP: 0.361, SLG: 0.505 (1, 8)										4	1	2	1	0	1	0					
Jim Ray Hart, R OBP: 0.337, SLG: 0.467 (1, 5)										4	0	0	0	0	3	2					
Ollie Brown, R OBP: 0.329, SLG: 0.516 (1, 9)										3	0	1	0	1	1	2					
Jack Hiatt, R OBP: 0.423, SLG: 0.516 (1, 3)										3	0	1	0	1	0	1					
Bob Schroder, L OBP: 0.246, SLG: 0.255 (1, 4)										3	0	0	0	0	0	3					
Willie McCovey, L OBP: 0.376, SLG: 0.529 (9, PH)										0	0	0	0	1	0	0					
Ty Cline, L OBP: 0.231, SLG: 0.298 (9, PR)										0	0	0	0	0	0	0					
Hal Lanier, R OBP: 0.217, SLG: 0.267 (1, 6)										3	0	0	0	0	0	1					
Jim Davenport, R OBP: 0.375, SLG: 0.388 (9, PH)										1	0	1	0	0	0	0					
Gaylord Perry, R OBP: 0.205, SLG: 0.205 (1, 1)										3	0	1	0	0	0	0					
Dick Groat, R OBP: 0.226, SLG: 0.111 (9, PH)										1	0	0	0	0	0	2					
Inning Stats	R: 0 E: 0 K: 0 S: 3	H: 0 LOB: 0 BB: 0 P: 3	R: 0 E: 0 K: 1 S: 4	H: 0 LOB: 0 BB: 1 P: 8	R: 0 E: 0 K: 0 S: 3	H: 0 LOB: 0 BB: 0 P: 3	R: 0 E: 0 K: 0 S: 4	H: 1 LOB: 2 BB: 1 P: 8	R: 0 E: 0 K: 0 S: 5	H: 2 LOB: 2 BB: 0 P: 5	R: 1 E: 0 K: 1 S: 7	H: 2 LOB: 2 BB: 1 P: 11	R: 0 E: 0 K: 0 S: 3	H: 0 LOB: 0 BB: 0 P: 3	R: 0 E: 0 K: 3 S: 9	H: 0 LOB: 0 BB: 0 P: 9	R: 0 E: 0 K: 1 S: 6	H: 1 LOB: 2 BB: 1 P: 10	1B: 5 2B: 0 3B: 0 HR: 1	SF: 0 SAC: 0 DP: 1 HBP: 0	WP: 1 PA: 36 ERA: 1.49
PITCHER Phil Niekro, R ERA: 1.49 (1, 1)	IP: 9.0 WLS: W BF: 36 H: 6 R: 1 ER: 1 SO: 6 BB: 4 IBB: 0 HBP: 0 BLK: 0 WP: 1 HR: 1 S: 44 P: 60 ERA: 1.00 WHIP: 1.111															ERA: 1.00 WHIP: 1.111					

AB	33
R	2
H	6
RBI	2
BB	2
SO	10
LOB	11



AB	32
R	1
H	6
RBI	1
BB	4
SO	6
LOB	13



Batter	1	2	3	4	5	6	7	8	9	AB	R	H	RBI	BB	SO	LOB	TOP										
Felipe Alou, R OBP: 0.337, SLG: 0.436 (1, 7)	F2			HR 2B	F9			FC6-4 BB		3	1	1	0	1	0	1	Atlanta Braves @ San Francisco Giants Candlestick Park, San Francisco, CA Thu Jun 22 1967, 6:38 AM EDT Att: 19,443 - Unknown										
Tito Francona, L OBP: 0.292, SLG: 0.270 (1, 3)	5-3			F5			F2	FC6-4 HR		4	1	0	0	0	0	2											
Hank Aaron, R OBP: 0.391, SLG: 0.608 (1, 9)	F7			K				HR		3	2	1	2	1	1	1											
Mack Jones, L OBP: 0.307, SLG: 0.397 (1, 8)		F3		HR			K	FC6-4 BB		3	1	1	2	1	1	1											
Clete Boyer, R OBP: 0.310, SLG: 0.425 (1, 5)	F1			6-3				FC6-4 BB		4	0	1	1	0	0	1											
Denis Menke, R OBP: 0.332, SLG: 0.346 (1, 6)	K				L8		F9	4-3		4	0	0	0	0	1	2											
Woody Woodward, R OBP: 0.284, SLG: 0.257 (1, 4)			F3		2B		K	CS 1B		3	1	1	0	1	1	0											
Bob Uecker, R OBP: 0.217, SLG: 0.205 (1, 2)	5-3			K			L8	B1-6-4 1B		4	0	1	0	0	1	1											
Tony Cloninger, R OBP: 0.214, SLG: 0.286 (1, 1)			F9				K	B1-6-4		3	0	1	1	0	1	0											
Jay Ritchie, R OBP: 0.333, SLG: 0.667 (7, 1)					PB 1-H			1-2		0	0	0	0	0	0	0											
Ramon Hernandez, S OBP: 0.374, SLG: 0.526 (8, PH)										0	0	0	0	0	0	0											
Claude Raymond, R OBP: 0.167, SLG: 0.333 (7, 1)										1	0	0	0	0	0	1											
Inning Stats	R: 0 E: 0 K: 0 S: 3	H: 0 LOB: 0 BB: 0 P: 3	R: 0 E: 0 K: 1 S: 5	H: 0 LOB: 0 BB: 0 P: 5	R: 0 E: 0 K: 0 S: 3	H: 0 LOB: 0 BB: 0 P: 3	R: 2 E: 0 K: 1 S: 7	H: 2 LOB: 0 BB: 0 P: 7	R: 1 E: 0 K: 1 S: 6	H: 1 LOB: 1 BB: 1 P: 10	R: 0 E: 0 K: 2 S: 7	H: 0 LOB: 0 BB: 0 P: 7	R: 2 E: 0 K: 0 S: 4	H: 1 LOB: 1 BB: 2 P: 12	R: 0 E: 0 K: 0 S: 3	H: 2 LOB: 0 BB: 0 P: 3	1B: 3 2B: 2 3B: 0 HR: 2	SF: 0 SAC: 0 DP: 1 HBP: 0	WP: 0 PB: 1 SB: 2 CS: 1	PA: 36							
PITCHER	IP	WLS	BF	H	R	ER	SO	BB	IBB	HBP	BLK	WP	HR	S	P	ERA	WHIP										
Bobby Bolin, R ERA: 5.05 (1, 1)	6.0		24	4	4	4	4	2	0	0	0	0	1	30	38	6.00	1.000										
Frank Linzy, R ERA: 1.59 (7, 1)	2.0	L	9	1	2	2	2	2	0	0	0	0	1	11	19	9.00	1.500										
Ron Herbel, R ERA: 4.3 (9, 1)	1.0		3	2	0	0	0	0	0	0	0	0	0	3	3	0.00	2.000										


Batter	1	2	3	4	5	6	7	8	9	AB	R	H	RBI	BB	SO	LOB	BOTTOM										
Jesus Alou, R OBP: 0.303, SLG: 0.364 (1, 7)	K		FC5-4 1B		F7					5	1	2	0	0	1	1	Atlanta Braves @ San Francisco Giants Candlestick Park, San Francisco, CA Thu Jun 22 1967, 6:38 AM EDT Att: 19,443 - Unknown										
Dick Groat, R OBP: 0.235, SLG: 0.133 (1, 6)					G1-2-3					3	0	1	0	0	0	3											
Tito Fuentes, S OBP: 0.205, SLG: 0.220 (5, 4)	F9							F9		1	0	0	0	0	0	0											
Willie McCovey, L OBP: 0.374, SLG: 0.526 (8, PH)										1	0	0	0	0	0	1											
Ron Herbel, R OBP: 0.400, SLG: 0.500 (9, 1)										0	0	0	0	0	0	0											
Tom Haller, L OBP: 0.386, SLG: 0.510 (1, 2)	F4									4	1	1	0	1	0	2											
Jim Ray Hart, R OBP: 0.335, SLG: 0.461 (1, 5)		5-3			1-3					5	1	1	1	0	0	2											
Ollie Brown, R OBP: 0.337, SLG: 0.524 (1, 9)										5	0	3	2	0	0	2											
Norm Siebern, L OBP: 0.318, SLG: 0.208 (1, 3)										1	1	1	0	2	0	0											
Jack Hiatt, R OBP: 0.430, SLG: 0.516 (7, PH)										0	0	0	0	1	0	0											
Ty Cline, L OBP: 0.255, SLG: 0.306 (1, 8)										2	0	1	0	1	1	2											
Willie Mays, R OBP: 0.359, SLG: 0.502 (7, PH)										1	0	0	0	0	0	2											
Hal Lanier, R OBP: 0.213, SLG: 0.262 (1, 4)										4	0	0	1	0	0	5											
Bobby Bolin, R OBP: 0.269, SLG: 0.320 (1, 1)										1	0	1	0	0	0	0											
Bob Schroder, L OBP: 0.241, SLG: 0.250 (6, PH)										1	0	0	0	0	0	0											
Frank Linzy, R OBP: 0.373, SLG: 0.388 (8, PH)										0	0	0	0	0	0	0											
Dick Dietz, R OBP: 0.412, SLG: 0.366 (8, PH)										1	0	0	0	0	0	0											
Jim Davenport, R OBP: 0.373, SLG: 0.388 (9, 6)										0	0	0	0	0	0	0											
Inning Stats	R: 0 E: 0 K: 1 S: 5	H: 0 LOB: 0 BB: 0 P: 5	R: 0 E: 0 K: 1 S: 7	H: 2 LOB: 2 BB: 0 P: 7	R: 1 E: 0 K: 0 S: 6	H: 3 LOB: 2 BB: 0 P: 6	R: 1 E: 0 K: 0 S: 5	H: 2 LOB: 2 BB: 1 P: 9	R: 1 E: 0 K: 0 S: 4	H: 2 LOB: 2 BB: 2 P: 12	R: 0 E: 0 K: 0 S: 3	H: 0 LOB: 0 BB: 0 P: 3	R: 1 E: 0 K: 0 S: 3	H: 1 LOB: 1 BB: 2 P: 11	R: 0 E: 0 K: 0 S: 4	H: 1 LOB: 1 BB: 0 P: 4	R: 0 E: 0 K: 0 S: 3	H: 0 LOB: 0 BB: 0 P: 3	1B: 10 2B: 1 3B: 0 HR: 0	SF: 0 SAC: 1 DP: 2 HBP: 0	WP: 0 PB: 0 SB: 0 CS: 0	PA: 41					
PITCHER	IP	WLS	BF	H	R	ER	SO	BB	IBB	HBP	BLK	WP	HR	S	P	ERA	WHIP										
Tony Cloninger, R ERA: 4.1 (1, 1)	6.0		30	4	4	4	2	4	0	0	0	0	0	30	46	6.00	2.167										
Jay Ritchie, R ERA: 3.27 (7, 1)	0.1		2	1	0	0	0	0	0	0	0	0	0	2	2	0.00	3.000										
Ramon Hernandez, L ERA: 4.98 (7, 1)	0.0		1	0	0	0	0	1	0	0	0	0	0	0	4	∞	∞										
Claude Raymond, R ERA: 2.97 (7, 1)	2.2	W	8	1	0	0	0	0	0	0	0	0	0	8	8	0.00	0.375										



Batter	1	2	3	4	5	6	7	8	9	AB	R	H	RBI	BB	SO	LOB	TOP		
Bud Harrelson, S OBP: 0.310, SLG: 0.293 (1,6)	F7		4-3		F8		1-3		6-3	5	0	0	0	0	0	4	New York Mets @ Atlanta Braves Atlanta Stadium, Atlanta, GA Fri Jun 23 1967, 7:05 PM EDT Att: 13,409 - Unknown		
Cleon Jones, R OBP: 0.295, SLG: 0.269 (1,9)	HR		F9		F9		1B		1B	4	1	2	3	1	0	2			
Larry Stahl, L OBP: 0.200, SLG: 0.118 (1,8)	F9			G6-4-3		6-3			1B	4	0	1	0	1	0	1			
Tommy Davis, R OBP: 0.347, SLG: 0.502 (1,7)				G6-4-3					1B	2	0	1	0	1	0	1			
Tommie Reynolds, R OBP: 0.257, SLG: 0.299 (7,7)	1B			1-2					G3	1	0	0	0	1	0	2			
Ed Kranepool, L OBP: 0.345, SLG: 0.394 (1,3)	F8			F2		L9			1B	4	0	1	0	0	0	2			
Hawk Taylor, R OBP: 0.276, SLG: 0.321 (1,2)		5-3				L8			K	4	0	0	0	0	1	3			
Ken Boyer, R OBP: 0.282, SLG: 0.282 (1,5)		F7				1B			K	3	2	2	0	0	0	0			
Ed Charles, R OBP: 0.355, SLG: 0.299 (7,5)						1B			K	1	0	0	0	0	1	2			
Jerry Buchek, R OBP: 0.269, SLG: 0.386 (1,4)		F8				1B			3-1	4	1	2	0	0	0	2			
Bob Shaw, R OBP: 0.269, SLG: 0.059 (1,1)				4-3					L8	0	0	0	0	0	0	0			
Nick Wilentz, L OBP: 0.292, SLG: 0.190 (2,1)						1-2				1	0	0	0	0	0	0			
Bill Denehy, S OBP: 0.269, SLG: 0.190 (4,1)										1	0	0	0	0	0	0			
Chuck Hiller, L OBP: 0.269, SLG: 0.190 (5, PH)										1	0	1	1	0	0	0			
Dick Selma, R OBP: 0.269, SLG: 0.190 (5, PH)										1	0	0	0	0	0	2			
Ron Sawaboda, R OBP: 0.269, SLG: 0.438 (9, PH)						1-2				1	0	0	0	0	0	0			
Inning Stats	R: 1 E: 0 K: 0 S: 5	H: 2 LOB: 1 BB: 0 P: 5	R: 0 E: 0 K: 0 S: 3	H: 0 LOB: 0 BB: 0 P: 3	R: 0 E: 0 K: 0 S: 3	H: 0 LOB: 0 BB: 1 P: 6	R: 1 E: 0 K: 0 S: 6	H: 3 LOB: 2 BB: 0 P: 6	R: 0 E: 0 K: 0 S: 3	H: 0 LOB: 1 BB: 1 P: 7	R: 2 E: 0 K: 0 S: 6	H: 3 LOB: 1 BB: 0 P: 6	R: 0 E: 0 K: 2 S: 8	H: 1 LOB: 2 BB: 1 P: 12	R: 0 E: 0 K: 0 S: 4	H: 1 LOB: 2 BB: 1 P: 8	1B: 8 2B: 1 3B: 0 HR: 1	SF: 0 SAC: 0 DP: 1 HBP: 0	WP: 0 PA: 40
PITCHER	IP WLS BF H R ER SO BB IBB HBP BLK WP HR S P ERA WHIP																		
Ken Johnson, R ERA: 2.89 (1,1)	6.0 W 24 5 2 2 0 2 0 0 0 0 0 1 22 30 3.00 1.167																		
Jay Ritchie, R ERA: 3.5 (7,1)	2.0 11 4 2 2 2 1 0 0 0 0 0 0 14 18 9.00 2.500																		
Ramon Hernandez, L ERA: 4.76 (9,1)	1.0 S 5 1 0 0 0 1 0 0 0 0 0 0 4 8 0.00 2.000																		

Batter	1	2	3	4	5	6	7	8	9	AB	R	H	RBI	BB	SO	LOB	BOTTOM		
Felipe Alou, R OBP: 0.341, SLG: 0.443 (1,7)	2B	G4-6-3		SF8		L8				5	2	3	0	0	0	2	New York Mets @ Atlanta Braves Atlanta Stadium, Atlanta, GA Fri Jun 23 1967, 7:05 PM EDT Att: 13,409 - Unknown		
Tito Francona, L OBP: 0.303, SLG: 0.271 (1,3)	F9	WP		FC6-4		2B			F3	3	2	1	1	2	0	2			
Hank Aaron, R OBP: 0.380, SLG: 0.608 (1,9)	2B			SF8						0	2	0	1	3	0	0			
Miguel de la Hoz, R OBP: 0.262, SLG: 0.415 (7,5)	2B	1B		SF8		2B			P3	1	0	0	0	0	0	1			
Mack Jones, L OBP: 0.318, SLG: 0.409 (1,8)	E2			FC6-4		F8			WP	4	2	3	3	1	0	2			
Clete Boyer, R OBP: 0.309, SLG: 0.427 (1,5)	6-3	FC6-4		FC6-4					L7	4	1	1	2	0	0	4			
Jay Ritchie, R OBP: 0.333, SLG: 0.667 (7,1)				FC6-4						0	0	0	0	0	0	0			
Charlie Lau, L OBP: 0.227, SLG: 0.167 (6, PH)										1	0	0	0	0	0	1			
Ramon Hernandez, S OBP: 0.227, SLG: 0.167 (9,1)										0	0	0	0	0	0	0			
Denis Menke, R OBP: 0.332, SLG: 0.345 (1,6)				4-3		F8			K	3	0	1	0	0	0	2			
Marty Martinez, S OBP: 0.355, SLG: 0.259 (5,6)										2	1	1	2	0	1	1			
Woody Woodward, R OBP: 0.293, SLG: 0.263 (1,4)	1-3			F7						4	0	2	2	1	0	1			
Bob Uecker, R OBP: 0.219, SLG: 0.198 (1,2)				K		5-3			FC6-4	3	1	0	0	1	1	2			
Ken Johnson, R OBP: 0.143, SLG: 0.091 (1,1)										2	1	1	0	1	0	0			
Gary Geiger, L OBP: 0.347, SLG: 0.317 (7,9)				2B		6-3			F9	1	0	0	0	0	0	0			
Inning Stats	R: 3 E: 1 K: 0 S: 6	H: 3 LOB: 1 BB: 1 P: 10	R: 2 E: 0 K: 0 S: 5	H: 3 LOB: 2 BB: 2 P: 13	R: 0 E: 0 K: 1 S: 5	H: 0 LOB: 0 BB: 0 P: 5	R: 2 E: 0 K: 0 S: 4	H: 1 LOB: 2 BB: 3 P: 16	R: 0 E: 0 K: 0 S: 2	H: 0 LOB: 0 BB: 1 P: 6	R: 4 E: 0 K: 0 S: 6	H: 3 LOB: 1 BB: 2 P: 14	R: 0 E: 0 K: 1 S: 6	H: 1 LOB: 1 BB: 0 P: 4	R: 1 E: 0 K: 0 S: 6	H: 2 LOB: 1 BB: 0 P: 6	1B: 10 2B: 3 3B: 0 HR: 0	SF: 1 SAC: 0 DP: 1 HBP: 0	WP: 2 PA: 43
PITCHER	IP WLS BF H R ER SO BB IBB HBP BLK WP HR S P ERA WHIP																		
Bob Shaw, R ERA: 4.4 (1,1)	1.2 L 12 5 5 5 0 2 0 0 0 0 0 0 8 16 27.00 4.200																		
Nick Wilentz, L ERA: 5.1 (2,1)	1.1 8 2 2 2 1 2 0 0 0 0 0 0 8 16 13.50 3.000																		
Bill Denehy, R ERA: 4.88 (4,1)	1.0 4 0 0 0 0 1 0 0 0 0 0 0 3 7 0.00 1.000																		
Dick Selma, R ERA: 4.3 (5,1)	4.0 19 6 5 5 1 3 0 0 0 1 0 0 18 30 11.25 2.250																		



Batter	1	2	3	4	5	6	7	8	9	AB	R	H	RBI	BB	SO	LOB	TOP										
Bud Harrison, S (1,6) OBP: 0.307, SLG: 0.292	F7		SF8			L7		6-3		4	1	1	1	0	0	2	New York Mets @ Atlanta Braves Atlanta Stadium, Atlanta, GA Sat Jun 24 1967, 3:33 AM EDT Att: 6,106 - Unknown										
Cleon Jones, R (1,9) OBP: 0.220, SLG: 0.275	1B		FC4-6			2B		6-3		4	1	2	1	1	0	3											
Larry Stahl, L (1,8) OBP: 0.240, SLG: 0.227	P6		4-3			2B			4-3	5	1	2	2	0	0	3											
Tommy Davis, R (1,7) OBP: 0.344, SLG: 0.509	4-3		K			F8		5-3	HR	5	1	1	1	0	1	3											
Ed Kranepool, L (1,3) OBP: 0.353, SLG: 0.406	F2		WP			K			1B	5	2	3	1	0	1	0											
Ed Charles, R (1,5) OBP: 0.356, SLG: 0.302	F8		CS			PB		P4	F2	5	0	2	1	0	0	2											
Jerry Buchek, R (1,4) OBP: 0.272, SLG: 0.387	K		CS			K		L8	1B	5	1	2	0	0	2	2											
Jerry Grote, R (1,2) OBP: 0.219, SLG: 0.252			P5			SH1-4			1B	5	1	4	1	0	0	0											
Tom Seaver, R (1,1) OBP: 0.359, SLG: 0.303	E3		SH			SH1-4		3-1	K	3	1	0	0	0	1	3											
Inning Stats	R: 0 E: 0 K: 0 S: 4	H: 1 LOB: 1 BB: 0 P: 4	R: 0 E: 0 K: 1 S: 5	H: 0 LOB: 0 BB: 0 P: 5	R: 5 E: 1 K: 1 S: 10	H: 5 LOB: 0 BB: 0 P: 10	R: 1 E: 1 K: 0 S: 6	H: 2 LOB: 2 BB: 0 P: 6	R: 0 E: 0 K: 2 S: 8	H: 1 LOB: 1 BB: 0 P: 8	R: 1 E: 0 K: 0 S: 4	H: 2 LOB: 2 BB: 1 P: 8	R: 0 E: 0 K: 0 S: 4	H: 1 LOB: 1 BB: 0 P: 4	R: 0 E: 0 K: 0 S: 4	H: 1 LOB: 1 BB: 0 P: 4	R: 2 E: 0 K: 1 S: 9	H: 4 LOB: 2 BB: 0 P: 9	1B: 14 2B: 2 3B: 0 HR: 1	SF: 1 SAC: 2 DP: 0 HBP: 0	WP: 1 PB: 1 CS: 1	PA: 46					
PITCHER	IP	WLS	BF	H	R	ER	SO	BB	IBB	HBP	BLK	WP	HR	S	P	ERA	WHIP										
Bob Bruce, R (1,1) ERA: 4.89	2.2	L	14	5	5	1	2	0	0	0	0	0	0	18	18	3.38	1.875										
Jay Ritchie, R (3,1) ERA: 3.92	0.1		4	3	1	1	0	0	0	0	0	1	0	4	4	27.00	9.000										
Dick Kelley, L (4,1) ERA: 4.97	3.0		12	3	1	1	2	0	1	0	0	0	0	15	19	3.00	1.000										
Clay Carroll, R (7,1) ERA: 4.91	2.0		8	2	0	0	0	0	0	0	0	0	0	8	8	0.00	1.000										
Ramon Hernandez, L (9,1) ERA: 5.32	1.0		7	4	2	2	1	0	0	0	0	0	1	9	9	18.00	4.000										
Batter	1	2	3	4	5	6	7	8	9	AB	R	H	RBI	BB	SO	LOB	BOTTOM										
Felipe Alou, R (1,7) OBP: 0.344, SLG: 0.444	4-3		1B			6-3		FC3-6		4	0	2	0	0	0	1	New York Mets @ Atlanta Braves Atlanta Stadium, Atlanta, GA Sat Jun 24 1967, 3:33 AM EDT Att: 6,106 - Unknown										
Tito Francona, L (1,3) OBP: 0.303, SLG: 0.295			P6			P5		FC3-6		3	1	1	1	0	0	2											
Clay Carroll, R (7,1)										0	0	0	0	0	0	0											
Gary Geiger, L (6,PH) OBP: 0.342, SLG: 0.311	HR									1	0	0	0	0	0	2											
Ramon Hernandez, S (9,1)										0	0	0	0	0	0	0											
Hank Aaron, R (1,9) OBP: 0.391, SLG: 0.598	F9					K		F9		4	0	0	0	0	1	3											
Mack Jones, L (1,8) OBP: 0.317, SLG: 0.403	4-3					G3		F7		3	0	0	0	1	0	0											
Clete Boyer, R (1,5) OBP: 0.309, SLG: 0.425			CS			P4		L9		3	0	1	0	0	0	1											
Miguel de la Hoz, R (8,5) OBP: 0.256, SLG: 0.405			1B							1	0	0	0	0	0	0											
Denis Menke, R (1,6) OBP: 0.328, SLG: 0.342			P4			5-3		5-3		2	0	0	0	0	0	1											
Marty Martinez, S (6,6) OBP: 0.333, SLG: 0.241										2	0	0	0	0	0	1											
Woody Woodward, R (1,4) OBP: 0.288, SLG: 0.259			4-3			F7		F3		3	0	0	0	0	0	1											
Bob Uecker, R (1,2) OBP: 0.212, SLG: 0.191			F8			K		L5		3	0	0	0	0	1	0											
Bob Bruce, R (1,1) OBP: 0.231, SLG: 0.167										0	0	0	0	0	0	0											
Jay Ritchie, R (3,1) OBP: 0.288, SLG: 0.571			F9							1	0	0	0	0	0	0											
Dick Kelley, R (4,1) OBP: 0.308, SLG: 0.333										0	0	0	0	0	0	0											
Charlie Lau, L (6,PH) OBP: 0.261, SLG: 0.263										1	0	1	0	0	0	0											
Rico Carty, R (7,3) OBP: 0.351, SLG: 0.400						6-3		FC3-6		0	0	0	0	1	0	0											
Inning Stats	R: 1 E: 0 K: 0 S: 4	H: 1 LOB: 0 BB: 0 P: 4	R: 0 E: 0 K: 0 S: 3	H: 1 LOB: 0 BB: 0 P: 3	R: 0 E: 0 K: 0 S: 4	H: 1 LOB: 1 BB: 0 P: 4	R: 0 E: 0 K: 0 S: 3	H: 0 LOB: 0 BB: 0 P: 3	R: 0 E: 0 K: 1 S: 5	H: 0 LOB: 0 BB: 0 P: 5	R: 0 E: 0 K: 1 S: 6	H: 1 LOB: 1 BB: 0 P: 6	R: 0 E: 0 K: 0 S: 3	H: 0 LOB: 1 BB: 1 P: 7	R: 0 E: 0 K: 0 S: 4	H: 1 LOB: 2 BB: 1 P: 8	R: 0 E: 0 K: 0 S: 3	H: 0 LOB: 0 BB: 0 P: 3	1B: 3 2B: 1 3B: 0 HR: 1	SF: 0 SAC: 0 DP: 0 HBP: 0	WP: 0 PB: 0 CS: 1	PA: 33					
PITCHER	IP	WLS	BF	H	R	ER	SO	BB	IBB	HBP	BLK	WP	HR	S	P	ERA	WHIP										
Tom Seaver, R (1,1) ERA: 2.41	9.0	W	33	5	1	1	2	2	0	0	0	0	1	35	43	1.00	0.778										

Batter	1	2	3	4	5	6	7	8	9	AB	R	H	RBI	BB	SO	LOB	TOP								
Bud Harrelson, S (1, 6) OBP: 0.305, SLG: 0.290	0-3 K	0-3 K			0-0 1-3		0-0 P3	0-0 1B		5	0	1	1	0	2	3	New York Mets @ Atlanta Braves Atlanta Stadium, Atlanta, GA Sat Jun 24 1967, 7:05 PM EDT Att: 17,417 - Unknown								
Cleon Jones, R (1, 9) OBP: 0.225, SLG: 0.291	0-3 K		0-3 K		0-0 2B		0-0 5-3		0-0 2B	5	0	2	0	0	2	0									
Ken Boyer, R (1, 5) OBP: 0.333, SLG: 0.274	0-0 G3		0-0 6-3		4-0 BB		0-0 5-3		0-0 5-3	4	0	0	0	1	0	1									
Tommy Davis, R (1, 7) OBP: 0.346, SLG: 0.519		0-0 SH1-3 BB 1B	0-0 P4		0-0 6-3			0-0 HR	0-0 4-3	5	2	2	1	0	0	3									
Ron Swoboda, R (1, 3) OBP: 0.321, SLG: 0.444		4-0 BB SH1-3 BB		0-0 F7		0-3 K		0-0 1B	4-0 2B	3	0	1	0	1	1	0									
Dick Selma, R (8, PR)										0	1	0	0	0	0	0									
Ed Kranepool, L (8, 3) OBP: 0.356, SLG: 0.406										0	0	0	0	0	1	0									
Jerry Buchek, R (1, 4) OBP: 0.272, SLG: 0.380		0-0 SH1-3		4-0 FC4-6 BB		0-0 5-3		0-0 1-4	0-0 1-3	3	0	0	0	1	0	3									
Tommie Reynolds, R (1, 8) OBP: 0.256, SLG: 0.286		0-0 F3		0-0 F8		4-0 1B S BB		0-0 F3		3	1	0	0	1	0	4									
Jerry Grote, R (1, 2) OBP: 0.235, SLG: 0.256		4-0 BB IBB		0-0 FC4-6		0-0 S 1B		4-0 1B IBB		2	1	1	0	2	0	1									
Bob Hendley, R (1, 1)		4-0 BB IBB						0-0 1B IBB		2	0	0	1	1	2	1									
Ron Taylor, R (7, 1)								0-0 1B		0	0	0	0	0	0	0									
Bob Johnson, R (8, PH) OBP: 0.407, SLG: 0.571								0-0 1B		1	0	1	1	0	0	0									
Larry Stahl, L (8, PR) OBP: 0.240, SLG: 0.227		1-2 2-3 3-H BB						1-2 2-H 1B		0	0	0	0	0	0	0									
Jack Lamabe, R (8, 1)								1-2 2-H 1B		0	0	0	0	0	0	0									
Inning Stats	R: 0 E: 0 K: 2 S: 7	H: 0 LOB: 0 BB: 0 P: 7	R: 1 E: 0 K: 1 S: 6	H: 1 LOB: 3 BB: 3 P: 18	R: 0 E: 0 K: 1 S: 5	H: 0 LOB: 0 BB: 0 P: 5	R: 0 E: 0 K: 0 S: 3	H: 0 LOB: 1 BB: 1 P: 7	R: 0 E: 0 K: 1 S: 6	H: 1 LOB: 2 BB: 1 P: 10	R: 1 E: 0 K: 2 S: 8	H: 1 LOB: 1 BB: 1 P: 12	R: 0 E: 0 K: 0 S: 3	H: 0 LOB: 0 BB: 0 P: 3	R: 3 E: 0 K: 0 S: 6	H: 4 LOB: 2 BB: 1 P: 10	R: 0 E: 0 K: 0 S: 4	H: 1 LOB: 2 BB: 1 P: 8	1B: 4 2B: 3 3B: 0 HR: 1	SF: 0 SAC: 1 DP: 0 HBP: 0	WP: 0 PB: 0 CS: 0	PA: 42			
PITCHER	IP	WLS	BF	H	R	ER	SO	BB	IBB	HBP	BLK	WP	HR	S	P	ERA	WHIP	PITCHER							
Denny Lemaster, L (1, 1) ERA: 2.86	8.0	L	37	7	5	5	7	5	2	0	0	0	1	44	72	5.62	1.500								
Claude Raymond, R (9, 1) ERA: 2.89	1.0		5	1	0	0	0	0	1	0	0	0	0	4	8	0.00	1.000								

Batter	1	2	3	4	5	6	7	8	9	AB	R	H	RBI	BB	SO	LOB	BOTTOM								
Felipe Alou, R (1, 8) OBP: 0.348, SLG: 0.443	0-0 HR 1B	4-0 IBB			0-3 K		4-0 E IBB		0-0 4-3	3	1	1	0	2	1	1	New York Mets @ Atlanta Braves Atlanta Stadium, Atlanta, GA Sat Jun 24 1967, 7:05 PM EDT Att: 17,417 - Unknown								
Tito Francona, L (1, 7) OBP: 0.302, SLG: 0.316	0-0 1-H HR	0-3 K			0-0 1-3		0-0 E3 FC6			4	1	1	2	0	1	3									
Hank Aaron, R (1, 9) OBP: 0.389, SLG: 0.593	0-0 5-3 1B		0-0 P6		0-0 5-3		0-0 FC6			4	0	1	0	0	0	2									
Rico Carty, R (1, 3) OBP: 0.345, SLG: 0.391	0-0 P4		0-0 5-3		0-0 6-3			0-0 6-3		4	0	0	0	0	0	1									
Clete Boyer, R (1, 5) OBP: 0.304, SLG: 0.418	0-0 5-3		0-0 6-3		0-0 6-3			0-0 F8		4	0	0	0	0	0	1									
Denis Menke, R (1, 6) OBP: 0.328, SLG: 0.341	0-0 4-3			0-0 5-3 1B		0-0 P4		0-0 P3		4	0	1	0	0	0	1									
Woody Woodward, R (1, 4) OBP: 0.294, SLG: 0.261		4-0 SH2-4 BB		0-0 5-3		0-0 SH2-4 1B		0-0 F7		2	0	1	0	1	0	1									
Charlie Lau, L (9, PH) OBP: 0.250, SLG: 0.250				1-2						1	0	0	0	0	0	0									
Bob Uecker, R (1, 2) OBP: 0.216, SLG: 0.196		0-0 F9		0-0 5-3		0-0 SH2-4 E 1B		0-0 1-3		3	1	1	0	0	0	2									
Gary Geiger, L (9, PH) OBP: 0.336, SLG: 0.306										1	0	0	0	0	0	0									
Denny Lemaster, R (1, 1) OBP: 0.130, SLG: 0.114		0-0 SH2-4		0-0 4-3		0-0 SH2-4		0-0 1B		1	0	0	0	0	0	1									
Claude Raymond, R (9, 1) OBP: 0.167, SLG: 0.333										0	0	0	0	0	0	0									
Mack Jones, L (9, PH) OBP: 0.320, SLG: 0.406		1-2				1-2 2-3				1	0	1	0	0	0	0									
Inning Stats	R: 2 E: 0 K: 0 S: 6	H: 3 LOB: 1 BB: 0 P: 6	R: 0 E: 0 K: 1 S: 5	H: 0 LOB: 2 BB: 2 P: 13	R: 0 E: 0 K: 0 S: 3	H: 0 LOB: 0 BB: 0 P: 3	R: 0 E: 0 K: 0 S: 4	H: 1 LOB: 1 BB: 0 P: 4	R: 0 E: 0 K: 1 S: 5	H: 0 LOB: 0 BB: 0 P: 5	R: 0 E: 0 K: 0 S: 3	H: 0 LOB: 0 BB: 0 P: 3	R: 1 E: 1 K: 0 S: 5	H: 2 LOB: 2 BB: 1 P: 9	R: 0 E: 0 K: 0 S: 3	H: 0 LOB: 0 BB: 0 P: 3		R: 0 E: 0 K: 0 S: 4	H: 1 LOB: 1 BB: 0 P: 4	1B: 6 2B: 0 3B: 0 HR: 1	SF: 0 SAC: 2 DP: 0 HBP: 0	WP: 0 PB: 0 CS: 0	PA: 37		
PITCHER	IP	WLS	BF	H	R	ER	SO	BB	IBB	HBP	BLK	WP	HR	S	P	ERA		WHIP	PITCHER						
Bob Hendley, L (1, 1) ERA: 5.82	6.2		29	6	3	2	2	1	2	0	0	0	0	30	42	2.70	1.050								
Ron Taylor, R (7, 1) ERA: 4.5	0.1	W	1	0	0	0	0	0	0	0	0	0	0	1	1	0.00	0.000								
Jack Lamabe, R (8, 1) ERA: 3.71	2.0	S	7	1	0	0	0	0	0	0	0	0	0	7	7	0.00	0.500								

Batter	1	2	3	4	5	6	7	8	9	AB	R	H	RBI	BB	SO	LOB	TOP		
Bud Harrelson, S OBP: 0.305, SLG: 0.291 Bob Johnson, R OBP: 0.410, SLG: 0.561	0-0 1B	0-0 6-3			0-0 4-3		4-0 FC4 BB		0-0 1-3	3	1	1	0	0	0	1			
Cleon Jones, R OBP: 0.232, SLG: 0.292	0-0 G4-6-3 1B		0-0 F9			4-0 1B BB	0-0 FC4 S			3	0	1	1	1	0	2			
Larry Stahl, L OBP: 0.241, SLG: 0.231	0-0 G4-6-3 1B		0-0 P6			0-0 P6	0-0 F8			4	0	1	1	0	0	3			
Tommy Davis, R OBP: 0.344, SLG: 0.513	0-0 G4-6-3		0-0 3-1			0-0 L5		4-0 WP S BB		3	0	0	0	1	0	3			
Ed Kranepool, L OBP: 0.360, SLG: 0.405	4-0 IBB		0-0 3-1			0-0 1B		0-3 K		3	0	1	0	1	1	1			
Ed Charles, R OBP: 0.348, SLG: 0.294	0-3 K		0-0 6-3			0-0 1-3		0-3 K		4	0	0	0	0	2	5			
Jerry Buchek, R OBP: 0.276, SLG: 0.380		4-0 SH1-3 BB		0-0 5-3			0-0 BB FC4 1B	0-3 K		3	1	1	0	1	1	1			
Jerry Grote, R OBP: 0.231, SLG: 0.252 John Sullivan, L OBP: 0.247, SLG: 0.206	0-3 K		0-0 F2			0-0 FC4 BB 1B		0-0 4-3		2	0	0	0	0	1	1			
Jack Fisher, R OBP: 0.182, SLG: 0.133 Ron Taylor, R OBP: 0.156, SLG: 0.186 Bill Denehy, S OBP: 0.319, SLG: 0.440	0-0 SH1-3		0-0 F8			0-3 K		0-0 6-3		1	0	0	0	0	0	0			
Inning Stats	R: 1 E: 0 K: 1 S: 7	H: 3 LOB: 2 BB: 1 P: 11	R: 0 E: 0 K: 1 S: 5	H: 0 LOB: 1 BB: 1 P: 9	R: 0 E: 0 K: 0 S: 3	H: 0 LOB: 0 BB: 0 P: 3	R: 0 E: 0 K: 0 S: 3	H: 0 LOB: 0 BB: 0 P: 3	R: 0 E: 0 K: 0 S: 4	H: 1 LOB: 2 BB: 1 P: 8	R: 1 E: 0 K: 1 S: 7	H: 2 LOB: 2 BB: 1 P: 11	R: 0 E: 0 K: 3 S: 9	H: 0 LOB: 1 BB: 1 P: 13	R: 0 E: 0 K: 0 S: 3	H: 0 LOB: 0 BB: 0 P: 3	1B: 6 2B: 0 3B: 0 HR: 0	SF: 0 SAC: 1 DP: 1 HBP: 0	WP: 1 PA: 37
PITCHER	IP WLS BF H R ER SO BB IBB HBP BLK WP HR S P ERA WHIP	IP WLS BF H R ER SO BB IBB HBP BLK WP HR S P ERA WHIP	IP WLS BF H R ER SO BB IBB HBP BLK WP HR S P ERA WHIP	IP WLS BF H R ER SO BB IBB HBP BLK WP HR S P ERA WHIP	IP WLS BF H R ER SO BB IBB HBP BLK WP HR S P ERA WHIP	IP WLS BF H R ER SO BB IBB HBP BLK WP HR S P ERA WHIP	IP WLS BF H R ER SO BB IBB HBP BLK WP HR S P ERA WHIP	IP WLS BF H R ER SO BB IBB HBP BLK WP HR S P ERA WHIP	IP WLS BF H R ER SO BB IBB HBP BLK WP HR S P ERA WHIP	IP WLS BF H R ER SO BB IBB HBP BLK WP HR S P ERA WHIP	IP WLS BF H R ER SO BB IBB HBP BLK WP HR S P ERA WHIP	IP WLS BF H R ER SO BB IBB HBP BLK WP HR S P ERA WHIP	IP WLS BF H R ER SO BB IBB HBP BLK WP HR S P ERA WHIP	IP WLS BF H R ER SO BB IBB HBP BLK WP HR S P ERA WHIP	IP WLS BF H R ER SO BB IBB HBP BLK WP HR S P ERA WHIP	IP WLS BF H R ER SO BB IBB HBP BLK WP HR S P ERA WHIP	IP WLS BF H R ER SO BB IBB HBP BLK WP HR S P ERA WHIP	IP WLS BF H R ER SO BB IBB HBP BLK WP HR S P ERA WHIP	
Pat Jarvis, R ERA: 4.59 Phil Niekro, R ERA: 1.42	6.0 W 25 5 2 2 2 2 1 0 0 0 0 0 26 38 3.00 1.167	3.0 S 12 1 0 0 4 2 0 0 0 1 0 18 26 0.00 1.000																	

New York Mets @ Atlanta Braves
Atlanta Stadium, Atlanta, GA
Sun Jun 25 1967, 3:33 AM EDT
Att: 40,166 - Unknown

AB 31
R 2
H 6
RBI 2
BB 5
SO 6
LOB 19



Batter	1	2	3	4	5	6	7	8	9	AB	R	H	RBI	BB	SO	LOB	BOTTOM
Felipe Alou, R OBP: 0.342, SLG: 0.435	0-0 L7		0-0 P3	0-0 L8		0-0 E4		0-0 6-3		5	0	0	0	0	0	1	
Tito Francona, L OBP: 0.305, SLG: 0.314	4-0 1B BB		0-0 F9		0-0 P5	0-0 4-3		0-0 2-3 1B		4	1	1	0	1	0	1	
Hank Aaron, R OBP: 0.392, SLG: 0.601	0-0 P4		0-0 BLK 2B		0-0 1B 2B		0-0 F7 S 1B	0-0 F8		5	2	3	0	0	0	3	
Mack Jones, L OBP: 0.328, SLG: 0.407	0-0 1B		4-0 BLK 2B IBB		4-0 1B BB		0-0 F7			2	1	1	0	2	0	1	
Clete Boyer, R OBP: 0.313, SLG: 0.430 Miguel de la Hoz, R OBP: 0.250, SLG: 0.395	0-0 1B		0-0 1B 2B		0-0 FC6-4 1B		0-0 FC6-2-5-1			3	0	3	4	0	0	0	
Denis Menke, R OBP: 0.331, SLG: 0.341	0-0 P5		0-0 1B		0-0 F9		4-0 IBB			3	0	1	0	1	0	4	
Woody Woodward, R OBP: 0.288, SLG: 0.256		0-0 F9	0-0 P5		0-0 FC6-4		0-0 F8			4	0	0	0	0	0	6	
Bob Uecker, R OBP: 0.217, SLG: 0.198	0-3 K		0-3 K		0-3 K		0-0 1B SH3-4 1B			4	0	1	0	0	3	0	
Pat Jarvis, R OBP: 0.103, SLG: 0.071 Phil Niekro, R OBP: 0.231, SLG: 0.250	0-0 5-3		0-0 6-3		0-3 K		0-0 SH3-4			3	0	0	0	0	1	0	
Inning Stats	R: 1 E: 0 K: 0 S: 5	H: 2 LOB: 2 BB: 1 P: 9	R: 0 E: 0 K: 1 S: 5	H: 0 LOB: 0 BB: 0 P: 5	R: 2 E: 0 K: 0 S: 6	H: 3 LOB: 2 BB: 1 P: 10	R: 0 E: 0 K: 1 S: 5	H: 0 LOB: 0 BB: 0 P: 5	R: 1 E: 1 K: 2 S: 8	H: 2 LOB: 1 BB: 0 P: 8	R: 0 E: 0 K: 0 S: 4	H: 1 LOB: 2 BB: 1 P: 8	R: 0 E: 0 K: 0 S: 5	H: 2 LOB: 2 BB: 0 P: 5	1B: 7 2B: 3 3B: 0 HR: 0	SF: 0 SAC: 1 DP: 0 HBP: 0	WP: 0 PA: 39
PITCHER	IP WLS BF H R ER SO BB IBB HBP BLK WP HR S P ERA WHIP	IP WLS BF H R ER SO BB IBB HBP BLK WP HR S P ERA WHIP	IP WLS BF H R ER SO BB IBB HBP BLK WP HR S P ERA WHIP	IP WLS BF H R ER SO BB IBB HBP BLK WP HR S P ERA WHIP	IP WLS BF H R ER SO BB IBB HBP BLK WP HR S P ERA WHIP	IP WLS BF H R ER SO BB IBB HBP BLK WP HR S P ERA WHIP	IP WLS BF H R ER SO BB IBB HBP BLK WP HR S P ERA WHIP	IP WLS BF H R ER SO BB IBB HBP BLK WP HR S P ERA WHIP	IP WLS BF H R ER SO BB IBB HBP BLK WP HR S P ERA WHIP	IP WLS BF H R ER SO BB IBB HBP BLK WP HR S P ERA WHIP	IP WLS BF H R ER SO BB IBB HBP BLK WP HR S P ERA WHIP	IP WLS BF H R ER SO BB IBB HBP BLK WP HR S P ERA WHIP	IP WLS BF H R ER SO BB IBB HBP BLK WP HR S P ERA WHIP	IP WLS BF H R ER SO BB IBB HBP BLK WP HR S P ERA WHIP	IP WLS BF H R ER SO BB IBB HBP BLK WP HR S P ERA WHIP	IP WLS BF H R ER SO BB IBB HBP BLK WP HR S P ERA WHIP	IP WLS BF H R ER SO BB IBB HBP BLK WP HR S P ERA WHIP
Jack Fisher, R ERA: 4.41 Ron Taylor, R ERA: 4.18 Bill Denehy, R ERA: 4.7	4.1 L 23 7 4 4 2 0 0 0 0 0 0 10 10 0.00 2.077	1.2 6 0 0 0 2 0 0 0 0 0 0 0 9 13 0.00 1.500															

New York Mets @ Atlanta Braves
Atlanta Stadium, Atlanta, GA
Sun Jun 25 1967, 3:33 AM EDT
Att: 40,166 - Unknown

AB 34
R 4
H 10
RBI 4
BB 4
SO 4
LOB 17



Batter	1	2	3	4	5	6	7	8	9	AB	R	H	RBI	BB	SO	LOB	TOP										
Sonny Jackson, L (1, 6) OBP: 0.281, SLG: 0.288 Julio Gotay, R (9, PH) OBP: 0.365, SLG: 0.465	6-3			F8		2B 1-2 6-3 BB	1-3		5-3	3	1	0	0	1	0	0											
Joe Morgan, L (1, 4) OBP: 0.419, SLG: 0.434	P6			K		1-3 2-H HR 2B	1B 2B BB		6-3	4	2	1	1	1	1	0											
Jimmy Wynn, R (1, 8) OBP: 0.356, SLG: 0.552	K					6-3	2B 1B BB		6-3	4	0	1	1	1	1	1											
Rusty Staub, L (1, 9) OBP: 0.371, SLG: 0.498		K		K		3-H 0-0 HR	1-2 1B			4	1	2	3	0	2	1											
Eddie Mathews, L (1, 3) OBP: 0.345, SLG: 0.372		K				4-3 2B	1B BB		K	3	0	1	0	1	2	2											
Bob Aspromonte, R (1, 5) OBP: 0.332, SLG: 0.388	F2					F9	1-2 1B		6-3	4	0	1	0	0	0	1											
Ron Davis, R (1, 7) OBP: 0.248, SLG: 0.367 Carroll Sembera, R (6, 1) OBP: 0.250, SLG: 0.250 Jim Landis, R (8, PH) OBP: 0.341, SLG: 0.364 Dave Eilers, R (8, 1) Dan Schneider, L (8, 1)			K			4-3	F9		6-3	3	0	0	0	0	1	3											
Dave Adlesh, R (1, 2) OBP: 0.206, SLG: 0.161			K			2-3 F9	K			3	0	0	0	1	2	3											
Wade Blasingame, L (1, 1) OBP: 0.300, SLG: 0.125 Barry Latman, R (4, 1) OBP: 0.167, SLG: 0.167 Jackie Brandt, R (6, PH) OBP: 0.226, SLG: 0.233			K				2B 1B		5-3 4-3	0	0	0	0	0	0	0											
Inning Stats	R: 0 E: 0 K: 1 S: 5	H: 0 LOB: 0 BB: 0 P: 5	R: 0 E: 0 K: 2 S: 7	H: 0 LOB: 0 BB: 0 P: 7	R: 0 E: 0 K: 3 S: 9	H: 0 LOB: 1 BB: 0 P: 9	R: 0 E: 0 K: 2 S: 7	H: 0 LOB: 1 BB: 1 P: 11	R: 0 E: 0 K: 0 S: 4	H: 1 LOB: 1 BB: 0 P: 4	R: 4 E: 0 K: 1 S: 9	H: 4 LOB: 2 BB: 2 P: 17	R: 1 E: 0 K: 1 S: 7	H: 2 LOB: 2 BB: 1 P: 11	R: 0 E: 0 K: 0 S: 3	H: 0 LOB: 1 BB: 1 P: 7	R: 0 E: 0 K: 0 S: 3	H: 0 LOB: 0 BB: 0 P: 3	1B: 3 2B: 3 3B: 0 HR: 1	SF: 0 SAC: 0 DP: 0 HBP: 0	WP: 0 PB: 0 SB: 0 CS: 0	PA: 39					
PITCHER	IP	WLS	BF	H	R	ER	SO	BB	IBB	HBP	BLK	WP	HR	S	P	ERA	WHIP										
Tony Cloninger, R (1, 1) ERA: 4.4	5.1	W	22	4	4	4	8	2	0	0	0	0	1	36	44	6.75	1.125										
Dick Kelley, L (6, 1) ERA: 4.61	3.2	S	17	3	1	1	2	3	0	0	0	0	0	18	30	2.46	1.636										

Houston Astros @ Atlanta Braves
Atlanta Stadium, Atlanta, GA
Tue Jun 27 1967, 3:33 AM EDT
Att: 12,744 - Cloudy - 76 F

AB 33
R 5
H 7
RBI 5
BB 5
SO 9
LOB 12



Batter	1	2	3	4	5	6	7	8	9	AB	R	H	RBI	BB	SO	LOB	BOTTOM										
Felipe Alou, R (1, 7) OBP: 0.343, SLG: 0.432	K			F8						4	2	1	2	1	1	1											
Mack Jones, L (1, 8) OBP: 0.333, SLG: 0.415	G3			HR BB		S E BB				3	3	1	2	2	0	0											
Hank Aaron, R (1, 9) OBP: 0.396, SLG: 0.624	6-3			HR		K				5	2	3	6	0	1	1											
Rico Carty, R (1, 3) OBP: 0.340, SLG: 0.385 Tito Francona, L (7, PH) OBP: 0.301, SLG: 0.310			4-3	4-3		E5				3	0	0	0	0	0	0											
Miguel de la Hoz, R (1, 5) OBP: 0.250, SLG: 0.447	6-3			HR		6-3				4	1	1	1	0	0	1											
Denis Menke, R (1, 6) OBP: 0.333, SLG: 0.341	K			CS 1B		K				3	1	1	0	0	2	1											
Woody Woodward, R (1, 4) OBP: 0.287, SLG: 0.255			P4	WP 1B		5-3				4	1	1	0	0	0	1											
Bob Uecker, R (1, 2) OBP: 0.227, SLG: 0.202			F7	1-H 1B		F7				3	1	1	1	1	0	0											
Tony Cloninger, R (1, 1) OBP: 0.250, SLG: 0.267 Dick Kelley, R (6, 1) OBP: 0.333, SLG: 0.357			BB HR BB	K		K				1	1	0	0	1	1	1											
Inning Stats	R: 0 E: 0 K: 1 S: 5	H: 0 LOB: 0 BB: 0 P: 5	R: 0 E: 0 K: 1 S: 5	H: 0 LOB: 0 BB: 0 P: 5	R: 4 E: 0 K: 0 S: 4	H: 1 LOB: 0 BB: 3 P: 16	R: 2 E: 0 K: 1 S: 8	H: 4 LOB: 1 BB: 0 P: 8	R: 1 E: 1 K: 2 S: 8	H: 0 LOB: 1 BB: 1 P: 12	R: 0 E: 0 K: 1 S: 5	H: 0 LOB: 0 BB: 0 P: 5	R: 0 E: 0 K: 0 S: 4	H: 1 LOB: 1 BB: 0 P: 4	R: 6 E: 0 K: 0 S: 7	H: 4 LOB: 0 BB: 1 P: 12	1B: 6 2B: 0 3B: 1 HR: 3	SF: 0 SAC: 0 DP: 0 HBP: 1	WP: 2 PB: 0 SB: 1 CS: 1	PA: 40							
PITCHER	IP	WLS	BF	H	R	ER	SO	BB	IBB	HBP	BLK	WP	HR	S	P	ERA	WHIP										
Wade Blasingame, L (1, 1) ERA: 5.9	3.1	L	17	5	6	6	2	3	0	0	0	0	2	18	30	16.20	2.400										
Barry Latman, R (4, 1) ERA: 4.14	1.2		7	0	1	0	3	1	0	0	0	0	0	12	16	0.00	0.600										
Carroll Sembera, R (6, 1) ERA: 4.94	2.0		7	1	0	0	1	0	0	0	0	0	0	9	9	0.00	0.500										
Dave Eilers, R (8, 1) ERA: 7.94	0.2		6	2	4	4	0	0	1	1	0	0	0	4	9	54.00	3.000										
Dan Schneider, L (8, 1) ERA: 2.66	0.1		3	2	2	2	0	0	0	0	0	1	1	3	3	54.00	6.000										

Houston Astros @ Atlanta Braves
Atlanta Stadium, Atlanta, GA
Tue Jun 27 1967, 3:33 AM EDT
Att: 12,744 - Cloudy - 76 F

AB 34
R 13
H 10
RBI 12
BB 5
SO 6
LOB 7




Batter	1	2	3	4	5	6	7	8	9	AB	R	H	RBI	BB	SO	LOB	TOP								
Julio Gotay, R OBP: 0.361, SLG: 0.456 (1, 6)	0-0 6-3		0-0 G6-4-3		0-0 WP 1B			0-0 4-3		4	0	1	1	0	0	1	Houston Astros @ Atlanta Braves Atlanta Stadium, Atlanta, GA Wed Jun 28 1967, 7:05 PM EDT Att: 11,953 - Cloudy - 75 F								
Joe Morgan, L OBP: 0.412, SLG: 0.425 (1, 4)	0-0 L4			0-0 4-3	0-0 F5			0-0 6-3		4	0	0	0	0	0	1									
Jimmy Wynn, R OBP: 0.358, SLG: 0.548 (1, 8)	4-0 S BB			0-0 F8		0-3 K			4-0 1B SH1-3 WP BB	2	1	0	0	2	1	0									
Rusty Staub, L OBP: 0.371, SLG: 0.493 (1, 9)	0-0 4-3			4-0 BB		0-0 4-3			0-0 SH1-3	2	0	0	0	1	0	1									
Eddie Mathews, L OBP: 0.343, SLG: 0.370 (1, 3)		0-0 4-3		0-0 F5		0-0 F8			0-0 WP 1B	4	1	1	0	0	0	1									
Bob Aspromonte, R OBP: 0.335, SLG: 0.388 (1, 5)		0-0 5-3			0-0 PB 1B 6-3			0-0 4-3	4-0 1B BB	3	1	1	0	1	0	0									
Ron Brand, R OBP: 0.282, SLG: 0.245 (1, 2)		0-3 K			0-0 1B 6-3			0-0 6-3	0-0 F5	4	1	1	0	0	1	2									
Ron Davis, R OBP: 0.250, SLG: 0.360 (1, 7)			4-0 FC1-6 BB		0-3 K			0-0 4-3	0-0 1B	2	0	0	0	1	1	2									
Jackie Brandt, R OBP: 0.250, SLG: 0.258 (9, PH)					2-3				1-2 2-H	1	0	1	1	0	0	0									
Jim Landis, R OBP: 0.341, SLG: 0.364 (9, 7)					0-0 FC1-6				0-0 F2	4	0	0	1	0	0	4									
Dave Giusti, R OBP: 0.119, SLG: 0.150 (1, 1)			0-0 FC1-6 G6-4-3		0-0 6-3			0-0 6-3																	
Inning Stats	R: 0 E: 0 K: 0 S: 3	H: 0 LOB: 1 BB: 1 P: 7	R: 0 E: 0 K: 1 S: 5	H: 0 LOB: 0 BB: 0 P: 5	R: 0 E: 0 K: 0 S: 2	H: 0 LOB: 0 BB: 1 P: 6	R: 0 E: 0 K: 0 S: 3	H: 0 LOB: 1 BB: 1 P: 7	R: 2 E: 0 K: 1 S: 8	H: 3 LOB: 1 BB: 0 P: 8	R: 0 E: 0 K: 0 S: 5	H: 0 LOB: 0 BB: 0 P: 3	R: 0 E: 0 K: 0 S: 3	H: 0 LOB: 0 BB: 0 P: 3	R: 2 E: 0 K: 0 S: 5	H: 2 LOB: 2 BB: 2 P: 13	1B: 5 2B: 0 3B: 0 HR: 0	SF: 0 SAC: 1 DP: 1 HBP: 0	WP: 2 PB: 1 SB: 1 CS: 0	PA: 36					
PITCHER	IP	WLS	BF	H	R	ER	SO	BB	IBB	HBP	BLK	WP	HR	S	P	ERA	WHIP								
Phil Niekro, R ERA: 1.61 (1, 1)	8.2	L	35	5	4	3	3	5	0	0	0	2	0	36	56	3.12	1.154								
Claude Raymond, R ERA: 2.67 (9, 1)	0.1		1	0	0	0	0	0	0	0	0	0	0	1	1	0.00	0.000								

AB	30
R	4
H	5
RBI	3
BB	5
SO	3
LOB	12



Batter	1	2	3	4	5	6	7	8	9	AB	R	H	RBI	BB	SO	LOB	BOTTOM								
Felipe Alou, R OBP: 0.342, SLG: 0.430 (1, 7)	0-0 F7		0-0 1B		0-0 FC6-4			0-0 F9		4	0	1	1	0	0	1	Houston Astros @ Atlanta Braves Atlanta Stadium, Atlanta, GA Wed Jun 28 1967, 7:05 PM EDT Att: 11,953 - Cloudy - 75 F								
Tito Francona, L OBP: 0.294, SLG: 0.301 (1, 3)	0-0 4-3		0-3 K			0-3 K		0-0 P4		4	0	0	0	0	2	1									
Hank Aaron, R OBP: 0.391, SLG: 0.614 (1, 9)	0-0 F8			0-3 K		0-0 L7			0-0 6-3	4	0	0	0	0	1	0									
Mack Jones, L OBP: 0.328, SLG: 0.408 (1, 8)		0-3 K		0-3 K		0-0 F7			0-0 4-3	4	0	0	0	0	2	0									
Miguel de la Hoz, R OBP: 0.231, SLG: 0.412 (1, 5)		0-0 F9		0-0 P6		0-3 K			0-0 6-3	4	0	0	0	0	1	0									
Denis Menke, R OBP: 0.333, SLG: 0.353 (1, 6)		0-0 F2			0-0 HR	0-3 K		0-3 K		3	1	1	1	0	1	0									
Woody Woodward, R OBP: 0.293, SLG: 0.262 (1, 4)			0-0 F8		0-0 FC6-4 1B		0-0 1B			3	0	2	0	0	0	0									
Bob Uecker, R OBP: 0.221, SLG: 0.196 (1, 2)			0-0 F8		0-3 K		0-3 K			3	0	0	0	0	2	2									
Phil Niekro, R OBP: 0.250, SLG: 0.267 (1, 1)			0-0 WP 1B		0-3 K				0-0 F9	3	1	1	0	0	1	1									
Claude Raymond, R OBP: 0.167, SLG: 0.333 (9, 1)										0	0	0	0	0	0	0									
Inning Stats	R: 0 E: 0 K: 0 S: 3	H: 0 LOB: 0 BB: 0 P: 3	R: 0 E: 0 K: 1 S: 5	H: 0 LOB: 0 BB: 0 P: 5	R: 1 E: 0 K: 1 S: 7	H: 2 LOB: 1 BB: 0 P: 7	R: 0 E: 0 K: 2 S: 7	H: 0 LOB: 0 BB: 0 P: 7	R: 1 E: 0 K: 2 S: 9	H: 2 LOB: 1 BB: 0 P: 9	R: 0 E: 0 K: 1 S: 5	H: 0 LOB: 0 BB: 0 P: 5	R: 0 E: 0 K: 3 S: 10	H: 1 LOB: 1 BB: 0 P: 10	R: 0 E: 0 K: 0 S: 3	H: 0 LOB: 0 BB: 0 P: 3	R: 0 E: 0 K: 0 S: 3	H: 0 LOB: 0 BB: 0 P: 3	1B: 4 2B: 0 3B: 0 HR: 1	SF: 0 SAC: 0 DP: 0 HBP: 0	WP: 1 PB: 0 SB: 0 CS: 0	PA: 32			
PITCHER	IP	WLS	BF	H	R	ER	SO	BB	IBB	HBP	BLK	WP	HR	S	P	ERA	WHIP								
Dave Giusti, R ERA: 3.7 (1, 1)	9.0	W	32	5	2	2	10	0	0	0	0	1	1	52	52	2.00	0.556								



Batter	1	2	3	4	5	6	7	8	9	AB	R	H	RBI	BB	SO	LOB	TOP					
Paul Popovich, S OBP: 0.274, SLG: 0.235 (1, 6)										4	1	1	0	1	0	3	Chicago Cubs @ Atlanta Braves Atlanta Stadium, Atlanta, GA Mon Jul 03 1967, 7:05 PM EDT Att: 30,103 - Unknown - 75 F					
Glenn Beckert, R OBP: 0.324, SLG: 0.385 (1, 4)										4	2	1	3	1	0	3						
Billy Williams, L OBP: 0.373, SLG: 0.524 (1, 7)										4	1	1	3	1	1	0						
Ron Santo, R OBP: 0.374, SLG: 0.504 (1, 5)										4	1	1	1	1	2	1						
Lee Thomas, L OBP: 0.296, SLG: 0.313 (1, 3) (9, 9)										4	1	1	0	1	1	1						
Al Spangler, L OBP: 0.361, SLG: 0.387 John Boccabella, R OBP: 0.267, SLG: 0.280 (1, 9) (9, 3)										4	2	1	0	1	1	2						
Randy Hundley, R OBP: 0.361, SLG: 0.477 (1, 2)										4	2	2	2	1	0	2						
Ted Savage, R OBP: 0.351, SLG: 0.374 (1, 8)										3	1	0	0	2	0	2						
Ray Culp, R OBP: 0.107, SLG: 0.250 John Stephenson, L OBP: 1.000, SLG: 3.000 Don Larsen, R OBP: 0.267, SLG: 0.280 Cal Koonce, R OBP: 0.125, SLG: 0.125 (1, 1) (7, PH) (7, 1) (7, 1) (9, 1)										1	1	0	0	0	1	0						
Inning Stats	R: 6 E: 0 K: 0 S: 7	H: 4 LOB: 2 BB: 4 P: 23	R: 0 E: 0 K: 1 S: 5	H: 0 LOB: 1 BB: 1 P: 9	R: 0 E: 0 K: 1 S: 4	H: 0 LOB: 0 BB: 1 P: 8	R: 0 E: 0 K: 1 S: 5	H: 0 LOB: 0 BB: 0 P: 5	R: 0 E: 0 K: 2 S: 7	H: 0 LOB: 0 BB: 0 P: 7	R: 3 E: 0 K: 0 S: 6	H: 2 LOB: 1 BB: 1 P: 10	R: 3 E: 0 K: 0 S: 6	H: 3 LOB: 1 BB: 1 P: 10	R: 0 E: 0 K: 1 S: 5	H: 0 LOB: 1 BB: 1 P: 9		R: 0 E: 0 K: 0 S: 3	H: 0 LOB: 0 BB: 0 P: 3	1B: 3 2B: 2 3B: 1 HR: 4	SF: 0 SAC: 2 DP: 1 HBP: 0	WP: 0 PB: 0 SB: 0 CS: 0
PITCHER	IP WLS BF H R ER SO BB IBB HBP BLK WP HR S P ERA WHIP																					
Tony Cloninger, R ERA: 5.17 (1, 1)	0.0 L 4 3 4 4 0 1 0 0 0 0 0 2 3 7																					
Dick Kelley, L ERA: 5.02 (1, 1)	2.0 11 1 2 2 1 4 0 0 0 0 1 9 25																					
Jay Ritchie, R ERA: 4.15 (3, 1)	3.2 15 2 3 3 4 2 0 0 0 0 1 21 29																					
Clay Carroll, R ERA: 5.31 (6, 1)	1.1 8 3 3 3 0 0 1 0 0 0 0 7 11																					
Ramon Hernandez, L ERA: 4.65 (8, 1)	2.0 7 0 0 0 1 1 0 0 0 0 0 8 12																					
Batter	1	2	3	4	5	6	7	8	9	AB	R	H	RBI	BB	SO	LOB	BOTTOM					
Felipe Alou, R OBP: 0.336, SLG: 0.430 (1, 3)										5	1	1	1	0	0	4	Chicago Cubs @ Atlanta Braves Atlanta Stadium, Atlanta, GA Mon Jul 03 1967, 7:05 PM EDT Att: 30,103 - Unknown - 75 F					
Mack Jones, L OBP: 0.333, SLG: 0.406 (1, 8)										5	0	1	1	0	0	0						
Hank Aaron, R OBP: 0.390, SLG: 0.606 (1, 9)										4	1	1	0	0	1	1						
Rico Carty, R OBP: 0.348, SLG: 0.420 (1, 7)										4	2	3	3	0	0	0						
Clete Boyer, R OBP: 0.305, SLG: 0.413 (1, 5)										4	0	0	0	0	0	1						
Denis Menke, R OBP: 0.333, SLG: 0.350 (1, 6)										4	0	1	0	0	0	1						
Woody Woodward, R OBP: 0.302, SLG: 0.281 (1, 4)										4	1	2	0	0	0	1						
Bob Uecker, R OBP: 0.220, SLG: 0.182 Joe Torre, R OBP: 0.376, SLG: 0.539 Marty Martinez, S OBP: 0.324, SLG: 0.233 (1, 2) (8, PH) (9, 2)										2	1	0	0	1	0	1						
Tony Cloninger, R OBP: 0.256, SLG: 0.287 Dick Kelley, R ERA: 3.85 Charles Blair, L OBP: 0.330, SLG: 0.357 Jay Ritchie, R OBP: 0.298, SLG: 0.298 Clay Carroll, R OBP: 0.267, SLG: 0.280 Tito Francona, L OBP: 0.301, SLG: 0.304 Ramon Hernandez, S OBP: 0.245, SLG: 0.243 (1, 1) (1, 1) (2, PH) (3, 1) (6, 1) (7, PH) (8, 1) (9, PH)										0	0	0	0	0	0	0						
Inning Stats	R: 2 E: 0 K: 0 S: 5	H: 2 LOB: 0 BB: 0 P: 5	R: 0 E: 1 K: 1 S: 6	H: 1 LOB: 1 BB: 0 P: 6	R: 0 E: 0 K: 1 S: 5	H: 0 LOB: 0 BB: 0 P: 5	R: 0 E: 0 K: 0 S: 3	H: 0 LOB: 0 BB: 0 P: 3	R: 0 E: 0 K: 0 S: 4	H: 1 LOB: 1 BB: 0 P: 4	R: 2 E: 0 K: 0 S: 5	H: 2 LOB: 1 BB: 1 P: 5	R: 2 E: 0 K: 0 S: 5	H: 3 LOB: 1 BB: 1 P: 9	R: 0 E: 0 K: 0 S: 5	H: 2 LOB: 2 BB: 0 P: 5		R: 0 E: 0 K: 0 S: 3	H: 1 LOB: 0 BB: 0 P: 3	1B: 9 2B: 0 3B: 0 HR: 3	SF: 0 SAC: 0 DP: 2 HBP: 0	WP: 0 PB: 0 SB: 0 CS: 0
PITCHER	IP WLS BF H R ER SO BB IBB HBP BLK WP HR S P ERA WHIP																					
Ray Culp, R ERA: 3.85 (7, 1)	6.0 W 24 6 4 4 2 0 0 0 0 0 0 3 28																					
Don Larsen, R ERA: (7, 1)	0.0 3 2 2 2 0 1 0 0 0 0 0 0 2 6																					
Cal Koonce, R ERA: 4.68 (7, 1)	2.0 9 4 0 0 0 0 0 0 0 0 0 9 9																					
Chuck Hartenstein, R ERA: 2.1 (9, 1)	1.0 S 2 0 0 0 0 0 0 0 0 0 0 2 2																					

Batter	1	2	3	4	5	6	7	8	9	AB	R	H	RBI	BB	SO	LOB	TOP			
Paul Popovich, S OBP: 0.266, SLG: 0.227	P9		K		P1-3		P4-6-3			4	0	0	0	0	1	1				
Glenn Beckert, R OBP: 0.320, SLG: 0.379	6-3		K BB 1B		L5			F7		4	1	0	0	0	1	0				
Billy Williams, L OBP: 0.374, SLG: 0.521	1-3		E 1B BB 1-2		4-3					2	0	0	0	2	0	0				
Ron Santo, R OBP: 0.372, SLG: 0.500		5-3	E7 F3 1B 1-3 2H			K		F7		4	0	1	1	0	1	1				
Lee Thomas, L OBP: 0.294, SLG: 0.331	K		F3			HR		F8		4	1	1	1	0	1	3				
Al Spangler, L OBP: 0.350, SLG: 0.353	1B BB		F8			K G5-4-3			K	3	1	0	0	1	2	2				
Randy Hundley, R OBP: 0.360, SLG: 0.474	1B 1-2			5-3		G5-4-3			F7	4	0	1	0	0	0	1				
Ted Savage, R OBP: 0.348, SLG: 0.369	1-2 2H 1B			P4			P3		K	4	0	1	1	0	1	0				
Joe Niekro, R OBP: 0.133, SLG: 0.071	P6				6-3					1	0	0	0	0	0	2				
14 Ernie Banks, R OBP: 0.333, SLG: 0.531										1	0	0	0	0	0	0				
Dick Radatz, R OBP: 0.250, SLG: 0.250										0	0	0	0	0	0	0				
John Stephenson, L OBP: 1.000, SLG: 3.000										0	0	0	0	0	0	0				
Don Larsen, R OBP: 1.000, SLG: 3.000										0	0	0	0	0	0	0				
Inning Stats	R: 0 E: 0 K: 0 S: 3	H: 0 LOB: 0 BB: 0 P: 3	R: 1 E: 0 K: 1 S: 7	H: 2 LOB: 2 BB: 1 P: 11	R: 1 E: 1 K: 2 S: 9	H: 1 LOB: 1 BB: 1 P: 13	R: 0 E: 0 K: 0 S: 3	H: 0 LOB: 0 BB: 0 P: 3	R: 0 E: 0 K: 2 S: 8	H: 1 LOB: 0 BB: 0 P: 8	R: 0 E: 0 K: 0 S: 2	H: 0 LOB: 0 BB: 0 P: 3	R: 0 E: 0 K: 0 S: 3	H: 0 LOB: 1 BB: 1 P: 7	R: 0 E: 0 K: 2 S: 7	H: 0 LOB: 0 BB: 0 P: 7	1B: 3 2B: 0 3B: 0 HR: 1	SF: 0 SAC: 0 DP: 2 HBP: 1	WP: 0 PB: 2 SB: 0 CS: 0	PA: 35
PITCHER Phil Niekro, R ERA: 1.65	IP: 9.0 WLS: W BF: 35 H: 4 R: 3 ER: 2 SO: 7 BB: 3 IBB: 0 HBP: 1 BLK: 0 WP: 0 HR: 1 S: 45 P: 58 ERA: 2.00 WHIP: 0.778																			

Chicago Cubs @ Atlanta Braves
Atlanta Stadium, Atlanta, GA
Tue Jul 04 1967, 3:33 AM EDT
Att: 16,353 - Sunny - 84 F

AB 31
R 3
H 4
RBI 3
BB 3
SO 7
LOB 10



Batter	1	2	3	4	5	6	7	8	9	AB	R	H	RBI	BB	SO	LOB	BOTTOM			
Felipe Alou, R OBP: 0.335, SLG: 0.430	E 1B 2B	F9		F9		F7				4	1	1	0	0	0	2				
Mack Jones, L OBP: 0.336, SLG: 0.434	P6 1B 2-3		HR		F8		HR			4	3	2	2	0	0	1				
Hank Aaron, R OBP: 0.395, SLG: 0.610	1B IBB		P5			2B E 1B		4-3 4-3 2B		3	2	2	0	1	0	0				
Tito Francona, L OBP: 0.301, SLG: 0.304										0	0	0	0	0	0	0				
Rico Carty, R OBP: 0.356, SLG: 0.447	S 1B		HR		E9 WP 2B			4-3		4	2	3	3	0	0	1				
Clete Boyer, R OBP: 0.300, SLG: 0.406	K 1-2		P6		P5			4-3		4	0	0	1	0	1	2				
Denis Menke, R OBP: 0.329, SLG: 0.344	K		5-3		F5			F8		4	0	0	0	0	1	2				
Woody Woodward, R OBP: 0.301, SLG: 0.276	F9			K		B3 SH1-3 BB		F3		3	0	0	0	1	1	2				
Bob Uecker, R OBP: 0.214, SLG: 0.177		5-3		P6-3		SH1-3		F7		3	0	0	0	0	0	0				
Phil Niekro, R OBP: 0.250, SLG: 0.222	K					B3		F7		3	0	0	0	0	1	1				
Inning Stats	R: 2 E: 1 K: 2 S: 10	H: 2 LOB: 2 BB: 1 P: 14	R: 0 E: 0 K: 1 S: 5	H: 0 LOB: 0 BB: 0 P: 5	R: 2 E: 0 K: 0 S: 5	H: 2 LOB: 0 BB: 0 P: 5	R: 0 E: 0 K: 1 S: 5	H: 0 LOB: 1 BB: 0 P: 6	R: 2 E: 1 K: 0 S: 5	H: 2 LOB: 0 BB: 0 P: 5	R: 0 E: 0 K: 0 S: 3	H: 0 LOB: 0 BB: 1 P: 7	R: 2 E: 0 K: 0 S: 5	H: 2 LOB: 0 BB: 0 P: 5	R: 0 E: 0 K: 0 S: 3	H: 0 LOB: 0 BB: 0 P: 3	1B: 2 2B: 3 3B: 0 HR: 3	SF: 0 SAC: 1 DP: 0 HBP: 1	WP: 1 PB: 0 SB: 1 CS: 0	PA: 36
PITCHER Joe Niekro, R ERA: 3.34	IP: 3.0 WLS: L BF: 15 H: 4 R: 4 ER: 3 SO: 3 BB: 0 IBB: 1 HBP: 0 BLK: 0 WP: 1 HR: 0 S: 20 P: 24 ERA: 9.00 WHIP: 1.333																			
PITCHER Dick Radatz, R ERA: 6.23	IP: 3.0 WLS: L BF: 13 H: 2 R: 2 ER: 1 SO: 1 BB: 1 IBB: 0 HBP: 1 BLK: 0 WP: 0 HR: 0 S: 13 P: 18 ERA: 3.00 WHIP: 1.000																			
PITCHER Don Larsen, R ERA: 18.0	IP: 2.0 WLS: L BF: 8 H: 2 R: 2 ER: 2 SO: 0 BB: 0 IBB: 0 HBP: 0 BLK: 0 WP: 0 HR: 1 S: 8 P: 8 ERA: 9.00 WHIP: 1.000																			

Chicago Cubs @ Atlanta Braves
Atlanta Stadium, Atlanta, GA
Tue Jul 04 1967, 3:33 AM EDT
Att: 16,353 - Sunny - 84 F

AB 32
R 8
H 8
RBI 6
BB 2
SO 4
LOB 11



Batter	1	2	3	4	5	6	7	8	9	AB	R	H	RBI	BB	SO	LOB	TOP								
Paul Popovich, S OBP: 0.265, SLG: 0.236 (1, 6)	F3		P4-3		P8			6-3 2B		4	0	1	0	0	0	1									
Glenn Beckert, R OBP: 0.319, SLG: 0.381 (1, 4)	6-3			1B 2B		F7		6-3		4	1	1	0	0	0	1									
Billy Williams, L OBP: 0.376, SLG: 0.527 (1, 7)				2H 1B		F8		F5		4	0	2	1	0	0	1									
Ron Santo, R OBP: 0.371, SLG: 0.500 (1, 5)	K			K					F5	4	0	1	0	0	2	2									
Randy Hundley, R OBP: 0.358, SLG: 0.471 (1, 2)		P3		F5					1B 1B	4	1	1	0	0	1	2									
John Boccabella, R OBP: 0.250, SLG: 0.259 (1, 3)		P5		2-3						2	0	0	0	0	0	1									
Lee Thomas, L OBP: 0.291, SLG: 0.327 (7, PH) (7, 3)						G3		F8		2	0	0	0	0	0	1									
Ted Savage, R OBP: 0.345, SLG: 0.365 (1, 9)		K			P6		1-3		1B 1B	4	0	1	0	0	1	0									
Adolfo Phillips, R OBP: 0.427, SLG: 0.584 (1, 8)			5-3		F2		F2			4	0	1	1	0	0	0									
Bill Hands, R OBP: 0.235, SLG: 0.188 (8, PH)			K						1-2 3-H	1	0	0	0	1	1	0									
Al Spangler, L OBP: 0.341, SLG: 0.343 (8, 1)								K		1	0	0	0	0	1	0									
Chuck Hartenstein, R OBP: 0.153, SLG: 0.125 (9, PH)									F8	1	0	0	0	0	0	0									
14 Ernie Banks, R OBP: 0.332, SLG: 0.529 (9, PH)										1	0	0	0	0	0	2									
Inning Stats	R: 0 E: 0 K: 1 S: 6	H: 1 LOB: 1 BB: 0 P: 6	R: 0 E: 0 K: 1 S: 5	H: 0 LOB: 0 BB: 0 P: 5	R: 0 E: 0 K: 1 S: 5	H: 0 LOB: 0 BB: 0 P: 5	R: 1 E: 0 K: 1 S: 7	H: 2 LOB: 1 BB: 0 P: 7	R: 0 E: 0 K: 0 S: 3	H: 0 LOB: 1 BB: 0 P: 7	R: 0 E: 0 K: 1 S: 6	H: 1 LOB: 1 BB: 0 P: 6	R: 0 E: 0 K: 0 S: 3	H: 0 LOB: 0 BB: 0 P: 3	R: 0 E: 0 K: 1 S: 6	H: 1 LOB: 1 BB: 0 P: 6	R: 1 E: 0 K: 0 S: 6	H: 3 LOB: 2 BB: 0 P: 6	1B: 4 2B: 3 3B: 1 HR: 0	SF: 0 SAC: 0 DP: 0 HBP: 0	WP: 0 PB: 0 SB: 0 CS: 0	PA: 36			
PITCHER	IP	WLS	BF	H	R	ER	SO	BB	IBB	HBP	BLK	WP	HR	S	P	ERA	WHIP								
Denny Lemaster, L ERA: 2.82 (1, 1)	2.0		7	1	0	0	2	0	0	0	0	0	0	11	11	0.00	0.500								
Pat Jarvis, R ERA: 4.17 (3, 1)	6.2	W	27	6	2	2	4	1	0	0	0	0	0	34	38	2.70	1.050								
Claude Raymond, R ERA: 2.75 (9, 1)	0.1	S	2	1	0	0	0	0	0	0	0	0	0	2	2	0.00	3.000								

Chicago Cubs @ Atlanta Braves
Atlanta Stadium, Atlanta, GA
Tue Jul 04 1967, 7:05 PM EDT
Att: 28,119 - Unknown - 78 F

AB	35
R	2
H	8
RBI	2
BB	1
SO	6
LOB	11



Batter	1	2	3	4	5	6	7	8	9	AB	R	H	RBI	BB	SO	LOB	BOTTOM								
Felipe Alou, R OBP: 0.331, SLG: 0.425 (1, 3)	5-3		1-3			K	FC6-4			4	0	0	0	0	1	1									
Mack Jones, L OBP: 0.335, SLG: 0.444 (1, 8)	K		3-1			HR		4-3		4	1	1	1	0	1	0									
Hank Aaron, R OBP: 0.396, SLG: 0.608 (1, 9)					P6 CS			5-3 1B		4	1	2	0	0	0	0									
Rico Carty, R OBP: 0.367, SLG: 0.470 (1, 7)								5-3 1B		3	1	3	2	1	0	0									
Joe Torre, R OBP: 0.371, SLG: 0.531 (1, 2)					F9			5-3 1B		3	0	0	0	0	1	2									
Bob Uecker, R OBP: 0.213, SLG: 0.175 (7, 2)	F8					K		5-3		1	0	0	0	0	0	2									
Clete Boyer, R OBP: 0.296, SLG: 0.400 (1, 5)			K		F7			5-3	P6-3	4	0	0	0	0	1	3									
Denis Menke, R OBP: 0.329, SLG: 0.341 (1, 6)						K		F7		2	0	0	0	1	1	0									
Woody Woodward, R OBP: 0.302, SLG: 0.282 (1, 4)						P6-3			1B 2B	3	1	1	0	0	1	1									
Denny Lemaster, R OBP: 0.130, SLG: 0.114 (1, 1)										0	0	0	0	0	0	0									
Pat Jarvis, R OBP: 0.143, SLG: 0.118 (3, 1)					F7					3	0	1	1	0	0	0									
Claude Raymond, R OBP: 0.143, SLG: 0.286 (9, 1)								FC6-4	1B	0	0	0	0	0	0	0									
Inning Stats	R: 2 E: 0 K: 1 S: 7	H: 2 LOB: 0 BB: 0 P: 7	R: 0 E: 0 K: 2 S: 6	H: 0 LOB: 0 BB: 1 P: 10	R: 0 E: 0 K: 0 S: 3	H: 0 LOB: 0 BB: 0 P: 3	R: 0 E: 1 K: 0 S: 4	H: 1 LOB: 1 BB: 0 P: 4	R: 0 E: 0 K: 1 S: 5	H: 0 LOB: 0 BB: 0 P: 5	R: 1 E: 0 K: 2 S: 8	H: 1 LOB: 1 BB: 1 P: 12	R: 1 E: 0 K: 0 S: 5	H: 2 LOB: 1 BB: 0 P: 5	R: 0 E: 0 K: 0 S: 5	H: 2 LOB: 2 BB: 0 P: 5	1B: 5 2B: 1 3B: 0 HR: 2	SF: 0 SAC: 0 DP: 0 HBP: 0	WP: 0 PB: 0 SB: 0 CS: 2	PA: 33					
PITCHER	IP	WLS	BF	H	R	ER	SO	BB	IBB	HBP	BLK	WP	HR	S	P	ERA	WHIP								
Bill Hands, R ERA: 2.45 (1, 1)	7.0	L	28	6	4	4	6	2	0	0	0	0	0	5	5	0.00	1.143								
Chuck Hartenstein, R ERA: 2.03 (8, 1)	1.0		5	2	0	0	0	0	0	0	0	0	0	5	5	0.00	2.000								

Chicago Cubs @ Atlanta Braves
Atlanta Stadium, Atlanta, GA
Tue Jul 04 1967, 7:05 PM EDT
Att: 28,119 - Unknown - 78 F

AB	31
R	4
H	8
RBI	4
BB	2
SO	6
LOB	9



Batter	1	2	3	4	5	6	7	8	9	AB	R	H	RBI	BB	SO	LOB	TOP			
Paul Popovich, S OBP: 0.265, SLG: 0.236 (1, 6)										4	0	1	0	0	0	2	Chicago Cubs @ Atlanta Braves Atlanta Stadium, Atlanta, GA Wed Jul 05 1967, 7:05 PM EDT Att: 21,680 - Unknown - 84 F			
Glenn Beckert, R OBP: 0.314, SLG: 0.375 (1, 4)										4	0	0	0	0	0	3				
Billy Williams, L OBP: 0.377, SLG: 0.525 (1, 7)										3	0	1	0	1	0	0				
Ron Santo, R OBP: 0.369, SLG: 0.495 (1, 5)										3	1	0	0	1	0	4				
Lee Thomas, L OBP: 0.290, SLG: 0.325 (1, 3)										4	1	1	0	0	0	0				
Randy Hundley, R OBP: 0.357, SLG: 0.465 (1, 2)										3	0	0	0	1	0	0				
Ted Savage, R OBP: 0.350, SLG: 0.387 (1, 9)										4	0	2	2	0	0	0				
Adolfo Phillips, R OBP: 0.421, SLG: 0.573 (1, 8)										4	0	0	0	0	1	3				
Rich Nye, L OBP: 0.244, SLG: 0.362 Chuck Hartenstein, R OBP: 0.125, SLG: 0.125 Cal Koomez, R OBP: 0.350, SLG: 0.350 Al Spangler, R OBP: 0.150, SLG: 0.150 Joe Niecko, R OBP: 0.150, SLG: 0.150 14 Ernie Banks, R OBP: 0.331, SLG: 0.527 (1, 1) (7, 1) (7, 1) (8, PH) (8, 1) (8, PH)										2	0	1	0	0	0	0				
Inning Stats	R: 0 E: 0 K: 0 S: 4	H: 2 LOB: 1 BB: 0 P: 4	R: 0 E: 0 K: 0 S: 4	H: 1 LOB: 1 BB: 0 P: 4	R: 0 E: 0 K: 0 S: 3	H: 0 LOB: 0 BB: 0 P: 3	R: 0 E: 0 K: 0 S: 3	H: 0 LOB: 0 BB: 0 P: 3	R: 0 E: 0 K: 0 S: 4	H: 1 LOB: 2 BB: 1 P: 8	R: 0 E: 0 K: 0 S: 3	H: 0 LOB: 0 BB: 0 P: 3	R: 0 E: 0 K: 1 S: 6	H: 1 LOB: 1 BB: 0 P: 6	R: 2 E: 0 K: 0 S: 5	H: 2 LOB: 2 BB: 2 P: 13		1B: 4 2B: 3 3B: 0 HR: 0	SF: 0 SAC: 0 DP: 0 HBP: 0	WP: 0 PB: 0 SB: 0 CS: 1
PITCHER	IP WLS BF H R ER SO BB IBB HBP BLK WP HR S P ERA WHIP																			
Ken Johnson, R ERA: 2.73 (1, 1)	8.1 W 33 6 2 2 1 3 0 0 0 0 0 0 32 44 2.16 1.080																			
Claude Raymond, R ERA: 2.7 (9, 1)	0.2 S 3 1 0 0 0 0 0 0 0 0 0 0 3 3 0.00 1.500																			

Chicago Cubs @ Atlanta Braves
Atlanta Stadium, Atlanta, GA
Wed Jul 05 1967, 7:05 PM EDT
Att: 21,680 - Unknown - 84 F

AB 33
R 2
H 7
RBI 2
BB 3
SO 1
LOB 14



Batter	1	2	3	4	5	6	7	8	9	AB	R	H	RBI	BB	SO	LOB	BOTTOM			
Felipe Alou, R OBP: 0.332, SLG: 0.431 (1, 3)										5	0	2	1	0	1	1	Chicago Cubs @ Atlanta Braves Atlanta Stadium, Atlanta, GA Wed Jul 05 1967, 7:05 PM EDT Att: 21,680 - Unknown - 84 F			
Mack Jones, L OBP: 0.332, SLG: 0.436 (1, 8)										4	1	0	0	1	1	3				
Hank Aaron, R OBP: 0.405, SLG: 0.620 (1, 9)										1	1	1	3	4	0	0				
Rico Carty, R OBP: 0.368, SLG: 0.466 (1, 7)										4	0	1	0	1	2	6				
Joe Torre, R OBP: 0.369, SLG: 0.526 Bob Uecker, R OBP: 0.213, SLG: 0.175 (1, 2) (9, 2)										4	0	1	0	0	1	2				
Clete Boyer, R OBP: 0.292, SLG: 0.394 (1, 5)										4	0	0	0	0	1	2				
Denis Menke, R OBP: 0.331, SLG: 0.341 (1, 6)										3	0	1	0	1	1	0				
Woody Woodward, R OBP: 0.305, SLG: 0.286 (1, 4)										4	2	2	0	0	0	2				
Ken Johnson, R OBP: 0.175, SLG: 0.083 Claude Raymond, R OBP: 0.143, SLG: 0.286 (1, 1) (9, 1)										2	0	0	0	1	1	1				
Inning Stats	R: 0 E: 0 K: 2 S: 8	H: 1 LOB: 2 BB: 1 P: 12	R: 0 E: 0 K: 1 S: 5	H: 0 LOB: 1 BB: 1 P: 9	R: 0 E: 0 K: 2 S: 7	H: 0 LOB: 1 BB: 1 P: 11	R: 0 E: 0 K: 0 S: 4	H: 1 LOB: 0 BB: 0 P: 4	R: 0 E: 0 K: 1 S: 6	H: 1 LOB: 2 BB: 1 P: 10	R: 0 E: 0 K: 2 S: 7	H: 0 LOB: 0 BB: 0 P: 7	R: 3 E: 0 K: 0 S: 6	H: 3 LOB: 2 BB: 2 P: 14	R: 1 E: 1 K: 0 S: 5	H: 2 LOB: 3 BB: 2 P: 13		1B: 5 2B: 2 3B: 0 HR: 1	SF: 0 SAC: 1 DP: 0 HBP: 0	WP: 0 PB: 0 SB: 0 CS: 0
PITCHER	IP WLS BF H R ER SO BB IBB HBP BLK WP HR S P ERA WHIP																			
Rich Nye, L ERA: 3.8 Chuck Hartenstein, R ERA: 2.36 Cal Koomez, R ERA: 4.64 Joe Niecko, R ERA: 3.43 (1, 1) (7, 1) (7, 1) (8, 1)	6.2 L 29 4 2 1 1 0 4 1 0 0 0 0 0 1 2 6 = =																			
0.1 1 0 0 0 0 0 0 0 0 0 0 0 1 1 0.00 0.000																				
1.0 7 2 1 1 0 1 1 1 0 0 0 0 5 13 9.00 3.000																				

Chicago Cubs @ Atlanta Braves
Atlanta Stadium, Atlanta, GA
Wed Jul 05 1967, 7:05 PM EDT
Att: 21,680 - Unknown - 84 F

AB 31
R 4
H 8
RBI 4
BB 8
SO 8
LOB 17



Batter	1	2	3	4	5	6	7	8	9	AB	R	H	RBI	BB	SO	LOB	TOP										
Felipe Alou, R OBP: 0.335, SLG: 0.431 (1, 3)										4	1	2	0	0	2	2	Atlanta Braves @ New York Mets Shea Stadium, Flushing, NY Sat Jul 08 1967, 7:05 PM EDT Att: 43,494 - Unknown										
Mack Jones, L OBP: 0.336, SLG: 0.447 (1, 8)										3	0	2	0	0	0	0											
Hank Aaron, R OBP: 0.401, SLG: 0.610 (1, 9)										4	0	0	0	0	3	7											
Rico Carty, R OBP: 0.362, SLG: 0.450 (1, 7)										4	0	0	1	0	1	3											
Joe Torre, R OBP: 0.365, SLG: 0.529 (1, 2)										4	0	0	0	0	0	1											
Clete Boyer, R OBP: 0.290, SLG: 0.399 (1, 5)										4	1	2	1	0	0	0											
Denis Menke, R OBP: 0.328, SLG: 0.332 (1, 6)										2	0	0	0	2	0	0											
Woody Woodward, R OBP: 0.300, SLG: 0.278 (1, 4)										2	0	0	0	1	0	2											
Miguel de la Hoz, R OBP: 0.255, SLG: 0.426 (9, PH)										1	0	0	0	0	0	0											
Pat Jarvis, R OBP: 0.135, SLG: 0.111 (1, 1)										2	0	0	0	0	1	2											
Jay Ritchie, R OBP: 0.375, SLG: 0.625 (5, 1)										0	0	0	0	0	0	0											
Charlie Lau, L OBP: 0.222, SLG: 0.217 (7, PH)										1	0	0	0	0	0	0											
Dick Kelley, R OBP: 0.333, SLG: 0.357 (7, 1)										0	0	0	0	0	0	0											
Clay Carroll, R OBP: 0.333, SLG: 0.357 (7, 1)										0	0	0	0	0	0	0											
Inning Stats	R: 0 E: 0 K: 0 S: 4	H: 2 LOB: 1 BB: 0 P: 4	R: 0 E: 0 K: 0 S: 3	H: 1 LOB: 1 BB: 1 P: 7	R: 0 E: 0 K: 1 S: 5	H: 0 LOB: 0 BB: 0 P: 5	R: 0 E: 0 K: 1 S: 5	H: 0 LOB: 0 BB: 0 P: 5	R: 1 E: 0 K: 3 S: 10	H: 1 LOB: 3 BB: 2 P: 19	R: 0 E: 0 K: 1 S: 5	H: 0 LOB: 0 BB: 0 P: 5	R: 0 E: 0 K: 0 S: 3	H: 0 LOB: 1 BB: 0 P: 7	R: 0 E: 0 K: 0 S: 3	H: 0 LOB: 0 BB: 0 P: 3	R: 1 E: 0 K: 1 S: 7	H: 2 LOB: 1 BB: 0 P: 7	R: 0 E: 0 K: 0 S: 3	H: 0 LOB: 0 BB: 0 P: 3	1B: 5 2B: 0 3B: 0 HR: 1	SF: 0 SAC: 0 DP: 2 HBP: 1	WP: 0 PB: 0 CS: 0	PA: 35			
PITCHER	IP	WLS	BF	H	R	ER	SO	BB	IBB	HBP	BLK	WP	HR	S	P	ERA	WHIP										
Tom Seaver, R ERA: 2.65 (1, 1)	9.0	W	35	6	2	2	7	3	0	1	0	0	1	45	58	2.00	1.000										

Batter	1	2	3	4	5	6	7	8	9	AB	R	H	RBI	BB	SO	LOB	BOTTOM										
Bud Harrelson, S OBP: 0.330, SLG: 0.320 (1, 6)										5	0	3	1	0	0	0	Atlanta Braves @ New York Mets Shea Stadium, Flushing, NY Sat Jul 08 1967, 7:05 PM EDT Att: 43,494 - Unknown										
Cleon Jones, R OBP: 0.233, SLG: 0.284 (1, 8)										5	1	0	0	0	1	6											
Tommy Davis, R OBP: 0.342, SLG: 0.486 (1, 7)										4	0	4	1	0	0	0											
Tommie Reynolds, R OBP: 0.262, SLG: 0.280 (8, 7)										0	0	0	0	0	0	0											
Ed Kranepool, L OBP: 0.376, SLG: 0.424 (1, 3)										2	0	0	1	1	0	2											
Ron Swoboda, R OBP: 0.319, SLG: 0.414 (1, 9)										3	0	0	0	1	0	4											
Ed Charles, R OBP: 0.360, SLG: 0.343 (1, 5)										4	0	1	0	0	0	2											
Bob Johnson, R OBP: 0.360, SLG: 0.479 (1, 4)										4	1	1	0	0	0	4											
Jerry Grote, R OBP: 0.250, SLG: 0.289 (1, 2)										4	0	1	0	0	2	1											
Tom Seaver, R OBP: 0.354, SLG: 0.275 (1, 1)										3	1	1	0	1	0	1											
Inning Stats	R: 0 E: 0 K: 1 S: 6	H: 1 LOB: 0 BB: 0 P: 6	R: 0 E: 0 K: 0 S: 3	H: 0 LOB: 0 BB: 0 P: 3	R: 1 E: 0 K: 0 S: 6	H: 3 LOB: 3 BB: 1 P: 10	R: 1 E: 0 K: 1 S: 8	H: 3 LOB: 2 BB: 0 P: 8	R: 0 E: 0 K: 1 S: 5	H: 0 LOB: 0 BB: 0 P: 5	R: 1 E: 1 K: 0 S: 6	H: 2 LOB: 2 BB: 0 P: 6	R: 0 E: 0 K: 0 S: 3	H: 1 LOB: 1 BB: 1 P: 7	R: 0 E: 0 K: 0 S: 3	H: 1 LOB: 1 BB: 1 P: 7	1B: 11 2B: 1 3B: 0 HR: 0	SF: 1 SAC: 0 DP: 1 HBP: 0	WP: 0 PB: 0 CS: 0	PA: 38							
PITCHER	IP	WLS	BF	H	R	ER	SO	BB	IBB	HBP	BLK	WP	HR	S	P	ERA	WHIP										
Pat Jarvis, R ERA: 4.17 (1, 1)	4.1	L	23	8	2	2	2	2	0	0	0	0	0	7	7	0.00	0.000										
Jay Ritchie, R ERA: 3.5 (5, 1)	1.2		5	0	0	0	1	0	0	0	0	0	0	7	7	0.00	0.000										
Dick Kelley, L ERA: 4.96 (7, 1)	0.2		5	2	1	0	0	0	0	0	0	0	0	5	5	0.00	3.000										
Clay Carroll, R ERA: 5.15 (7, 1)	1.1		5	1	0	0	0	1	0	0	0	0	0	4	8	0.00	1.500										

livebaseballscores.com

Braves

livebaseballscores.com

Mets

Batter	1	2	3	4	5	6	7	8	9	AB	R	H	RBI	BB	SO	LOB	TOP										
Felipe Alou, R OBP: 0.337, SLG: 0.441 (1, 3)										4	1	2	2	0	0	0											
Mack Jones, L OBP: 0.331, SLG: 0.440 (1, 8)										4	0	0	0	0	2	1											
Hank Aaron, R OBP: 0.402, SLG: 0.619 (1, 9)										4	2	2	1	0	0	0											
Rico Carty, R OBP: 0.360, SLG: 0.447 (1, 7)										4	0	1	0	0	1	0											
Joe Torre, R OBP: 0.375, SLG: 0.536 (8, PR) Bob Uecker, R OBP: 0.211, SLG: 0.174 (8, 2)										3	0	3	1	0	0	0											
Clete Boyer, R OBP: 0.289, SLG: 0.397 (1, 5)										4	0	1	0	0	0	4											
Denis Menke, R OBP: 0.327, SLG: 0.331 (1, 6)										4	0	1	0	0	0	3											
Woody Woodward, R OBP: 0.295, SLG: 0.273 (1, 4)										4	0	0	0	0	1	3											
Ken Johnson, R OBP: 0.190, SLG: 0.105 (7, PH) Tito Francona, L OBP: 0.299, SLG: 0.302 (7, PH) Dick Kelley, R OBP: 0.313, SLG: 0.333 (9, 1) Claude Raymond, R OBP: 0.143, SLG: 0.286 (9, 1)										2	1	1	0	0	0	0											
Inning Stats	R: 1 E: 0 K: 0 S: 6	H: 3 LOB: 2 BB: 0 P: 6	R: 0 E: 0 K: 0 S: 3	H: 1 LOB: 0 BB: 0 P: 3	R: 0 E: 0 K: 1 S: 5	H: 0 LOB: 0 BB: 0 P: 5	R: 0 E: 0 K: 0 S: 5	H: 2 LOB: 2 BB: 0 P: 5	R: 2 E: 0 K: 1 S: 7	H: 2 LOB: 0 BB: 0 P: 7	R: 0 E: 0 K: 0 S: 2	H: 0 LOB: 0 BB: 0 P: 3	R: 0 E: 0 K: 1 S: 6	H: 1 LOB: 1 BB: 0 P: 6	R: 1 E: 0 K: 0 S: 4	H: 2 LOB: 1 BB: 0 P: 4	R: 0 E: 0 K: 2 S: 7	H: 0 LOB: 0 BB: 0 P: 7	1B: 9 2B: 1 3B: 0 HR: 2	SF: 0 SAC: 0 DP: 3 HBP: 1	WP: 0 PB: 0 CS: 0	PA: 36	AB 35 R 4 H 11 RBI 4 BB 0 SO 5 LOB 11				
PITCHER	IP	WLS	BF	H	R	ER	SO	BB	IBB	HBP	BLK	WP	HR	S	P	ERA	WHIP										
Jack Fisher, R ERA: 4.44 (1, 1)	7.0		30	10	4	4	3	0	0	1	0	0	2	35	36	5.14	1.429										
Hal Reniff, R ERA: 3.96 (8, 1)	2.0	W	6	1	0	0	2	0	0	0	0	0	0	10	10	0.00	0.500										

Atlanta Braves @ New York Mets
Shea Stadium, Flushing, NY
Sun Jul 09 1967, 3:33 AM EDT
Att: 17,730 - Unknown

AB 35
R 4
H 11
RBI 4
BB 0
SO 5
LOB 11



Batter	1	2	3	4	5	6	7	8	9	AB	R	H	RBI	BB	SO	LOB	BOTTOM										
Bud Harrelson, S OBP: 0.339, SLG: 0.335 (1, 6) Jerry Buchek, R OBP: 0.280, SLG: 0.373 (9, PH)										4	2	4	0	0	0	0											
Larry Stahl, L OBP: 0.340, SLG: 0.347 (1, 8) Tommie Reynolds, R OBP: 0.267, SLG: 0.276 (7, PH)										3	0	0	0	0	3												
Tommy Davis, R OBP: 0.346, SLG: 0.486 (1, 7)										4	0	2	1	1	0	2											
Ed Kranepool, L OBP: 0.381, SLG: 0.423 (1, 3)										3	0	1	1	2	0	3											
Ron Swoboda, R OBP: 0.316, SLG: 0.404 (1, 9)										4	0	0	1	1	1	3											
Ed Charles, R OBP: 0.358, SLG: 0.357 (1, 5)										4	1	1	1	0	1	0											
Bob Johnson, R OBP: 0.354, SLG: 0.467 (1, 4)										4	0	1	0	0	1	0											
Jerry Grote, R OBP: 0.244, SLG: 0.282 (1, 2)										4	0	0	0	0	2	1											
Jack Fisher, R OBP: 0.146, SLG: 0.105 (1, 1) Hal Reniff, R ERA: 3.96 (8, 1) Cleon Jones, R OBP: 0.231, SLG: 0.283 (9, PH)										3	0	0	0	0	0	0											
Inning Stats	R: 0 E: 0 K: 0 S: 4	H: 1 LOB: 1 BB: 0 P: 4	R: 0 E: 0 K: 1 S: 6	H: 1 LOB: 0 BB: 0 P: 6	R: 1 E: 0 K: 0 S: 5	H: 2 LOB: 1 BB: 1 P: 9	R: 1 E: 0 K: 2 S: 8	H: 1 LOB: 0 BB: 0 P: 8	R: 1 E: 0 K: 0 S: 5	H: 2 LOB: 1 BB: 0 P: 5	R: 0 E: 0 K: 0 S: 3	H: 0 LOB: 0 BB: 0 P: 3	R: 0 E: 0 K: 1 S: 4	H: 1 LOB: 2 BB: 1 P: 8	R: 0 E: 0 K: 1 S: 5	H: 0 LOB: 0 BB: 0 P: 5	R: 2 E: 0 K: 1 S: 6	H: 2 LOB: 3 BB: 3 P: 18	1B: 7 2B: 1 3B: 0 HR: 2	SF: 0 SAC: 0 DP: 0 HBP: 0	WP: 0 PB: 0 CS: 0	PA: 41	AB 36 R 5 H 10 RBI 5 BB 5 SO 5 LOB 13				
PITCHER	IP	WLS	BF	H	R	ER	SO	BB	IBB	HBP	BLK	WP	HR	S	P	ERA	WHIP										
Ken Johnson, R ERA: 2.83 (1, 1)	6.0		26	7	3	3	3	1	0	0	0	0	1	31	35	4.50	1.333										
Dick Kelley, L ERA: 5.04 (7, 1)	2.2	L	12	2	2	2	2	1	1	0	0	0	1	14	22	6.75	1.125										
Claude Raymond, R ERA: 2.57 (9, 1)	0.0		3	1	0	0	0	1	1	0	0	0	0	1	9	∞	∞										

Atlanta Braves @ New York Mets
Shea Stadium, Flushing, NY
Sun Jul 09 1967, 3:33 AM EDT
Att: 17,730 - Unknown

AB 36
R 5
H 10
RBI 5
BB 5
SO 5
LOB 13



Batter	1	2	3	4	5	6	7	8	9	AB	R	H	RBI	BB	SO	LOB	TOP			
Tony Gonzalez, L (1, 8) OBP: 0.393, SLG: 0.487	4-0 BB BB	0-0 L8			0-0 F5			0-0 P4		3	0	0	0	1	0	2	Philadelphia Phillies @ Atlanta Braves Atlanta Stadium, Atlanta, GA Sat Jul 15 1967, 3:33 AM EDT Att: 21,118 - Unknown			
Doug Clemens, L (1, 7) OBP: 0.255, SLG: 0.289	4-0 1-2 BB		0-0 F5		0-0 F7			0-0 F5		3	0	0	0	1	0	0				
Dick Allen, R (1, 5) OBP: 0.422, SLG: 0.545	0-3 K		0-3 K			0-3 K			0-0 HR	4	1	1	1	0	3	2				
Johnny Callison, L (1, 9) OBP: 0.351, SLG: 0.453	0-0 4-3		0-0 6-3			0-0 G3		0-0 F5		4	0	0	0	0	0	2				
Bill White, L (1, 3) OBP: 0.286, SLG: 0.270	0-3 K			0-0 HR		0-0 4-3		0-0 1-3		4	1	1	1	0	1	2				
Clay Dalrymple, L (1, 2) OBP: 0.286, SLG: 0.260		0-0 4-3		0-0 G1			0-0 P4	0-0 L4		4	0	0	0	0	0	0				
Tony Taylor, R (1, 4) OBP: 0.325, SLG: 0.358		4-0 1B BB		0-0 L4			0-0 6-3			2	0	0	0	1	0	0				
Bobby Wine, R (1, 6) OBP: 0.241, SLG: 0.273		0-0 FC5-4 1B		0-0 5-3			0-0 F2			3	0	1	0	0	0	0				
Chris Short, R (1, 1) OBP: 0.139, SLG: 0.143		0-0 FC5-4			0-3 K			0-0 4-3		2	0	0	0	0	1	2				
Chuck Hillier, L (8, PH) OBP: 0.121, SLG: 0.143		1-2								1	0	0	0	0	0	0				
Dick Hall, R (8, 1)		1-2								0	0	0	0	0	0	0				
Inning Stats	R: 0 E: 0 K: 2 S: 7	H: 0 LOB: 2 BB: 2 P: 15	R: 0 E: 0 K: 0 S: 4	H: 1 LOB: 2 BB: 1 P: 8	R: 0 E: 0 K: 1 S: 5	H: 0 LOB: 0 BB: 0 P: 5	R: 1 E: 0 K: 0 S: 4	H: 1 LOB: 0 BB: 0 P: 4	R: 0 E: 0 K: 1 S: 5	H: 0 LOB: 0 BB: 0 P: 5	R: 0 E: 0 K: 0 S: 3	H: 0 LOB: 0 BB: 0 P: 3	R: 0 E: 0 K: 0 S: 3	H: 0 LOB: 0 BB: 0 P: 3	R: 1 E: 0 K: 0 S: 4	H: 1 LOB: 0 BB: 0 P: 4	1B: 1 2B: 0 3B: 0 HR: 2	SF: 0 SAC: 0 DP: 0 HBP: 0	WP: 0 PB: 0 SB: 0 CS: 0	PA: 33
PITCHER Pat Jarvis, R (1, 1) ERA: 3.97	IP: 9.0 WLS: W BF: 33 H: 3 R: 2 ER: 2 SO: 5 BB: 3 IBB: 0 HBP: 0 BLK: 0 WP: 0 HR: 2 S: 40 P: 52 ERA: 2.00 WHIP: 0.667															PITCHER				

Batter	1	2	3	4	5	6	7	8	9	AB	R	H	RBI	BB	SO	LOB	BOTTOM			
Felipe Alou, R (1, 3) OBP: 0.341, SLG: 0.441	0-0 WP SH4-3 1B	4-0 IBB			0-0 1-3			0-0 F2		3	0	1	0	1	0	0	Philadelphia Phillies @ Atlanta Braves Atlanta Stadium, Atlanta, GA Sat Jul 15 1967, 3:33 AM EDT Att: 21,118 - Unknown			
Mack Jones, L (1, 8) OBP: 0.328, SLG: 0.431	0-0 SH4-3	0-0 4-3			0-3 K			0-3 K		3	0	0	0	0	2	2				
Hank Aaron, R (1, 9) OBP: 0.404, SLG: 0.626	0-0 P4		4-0 G6-4-3 BB		0-0 F7			0-0 P6		3	0	0	0	1	0	1				
Rico Carty, R (1, 7) OBP: 0.357, SLG: 0.453	0-0 L8		0-0 F3			0-0 P4		0-0 2B 1B		4	1	1	0	0	0	2				
Joe Torre, R (1, 2) OBP: 0.376, SLG: 0.550		0-0 HR	0-0 G6-4-3			0-0 6-3		0-0 HR 2B		4	2	2	2	0	0	1				
Clete Boyer, R (1, 5) OBP: 0.292, SLG: 0.406		4-0 2B 5-3 BB		0-0 F3		0-0 1B		0-0 HR		3	2	2	2	1	0	0				
Denis Menke, R (1, 6) OBP: 0.323, SLG: 0.326		0-0 F8		0-0 5-3 1B		0-0 5-3		0-0 P4		4	0	1	0	0	0	2				
Woody Woodward, R (1, 4) OBP: 0.296, SLG: 0.276		0-0 5-3 2B		0-0 5-3			0-0 L4			3	0	1	0	0	0	1				
Pat Jarvis, R (1, 1) OBP: 0.125, SLG: 0.103		0-0 5-3		0-3 K			0-0 6-3			3	0	0	1	0	1	2				
Inning Stats	R: 0 E: 0 K: 0 S: 4	H: 1 LOB: 1 BB: 0 P: 4	R: 2 E: 0 K: 0 S: 5	H: 2 LOB: 2 BB: 2 P: 13	R: 0 E: 0 K: 1 S: 6	H: 1 LOB: 1 BB: 0 P: 6	R: 0 E: 0 K: 1 S: 5	H: 0 LOB: 0 BB: 0 P: 5	R: 0 E: 0 K: 0 S: 4	H: 1 LOB: 1 BB: 0 P: 4	R: 0 E: 0 K: 0 S: 3	H: 0 LOB: 0 BB: 0 P: 3	R: 0 E: 0 K: 1 S: 8	H: 3 LOB: 0 BB: 0 P: 8	R: 3 E: 0 K: 1 S: 8	H: 3 LOB: 0 BB: 0 P: 8		1B: 4 2B: 2 3B: 0 HR: 2	SF: 0 SAC: 1 DP: 1 HBP: 0	WP: 1 PB: 0 SB: 0 CS: 0
PITCHER Chris Short, L (1, 1) ERA: 2.42	IP: 7.0 WLS: L BF: 28 H: 5 R: 2 ER: 2 SO: 2 BB: 2 IBB: 0 HBP: 0 BLK: 0 WP: 1 HR: 1 S: 29 P: 41 ERA: 2.57 WHIP: 1.000															PITCHER				
Dick Hall, R (8, 1) ERA: 1.69	IP: 1.0 WLS: L BF: 6 H: 3 R: 3 ER: 3 SO: 1 BB: 0 IBB: 0 HBP: 0 BLK: 0 WP: 0 HR: 1 S: 8 P: 8 ERA: 27.00 WHIP: 3.000															PITCHER				



Batter	1	2	3	4	5	6	7	8	9	AB	R	H	RBI	BB	SO	LOB	TOP					
Matty Alou, L OBP: 0.359, SLG: 0.382 (1, 8)	1-3		G3			K E SF7		K		4	1	0	0	0	2	1	Pittsburgh Pirates @ Atlanta Braves Atlanta Stadium, Atlanta, GA Sun Jul 16 1967, 3:33 AM EDT Att: 35,204 - Unknown					
Gene Alley, R OBP: 0.341, SLG: 0.426 (1, 6)	2B		6-3			SF7 1-H		FC6-4 1-2		3	0	1	1	0	0	1						
Roberto Clemente, R OBP: 0.404, SLG: 0.514 (1, 9)	F9				F8	4-3		F9		4	0	0	0	0	0	1						
Willie Stargell, L OBP: 0.349, SLG: 0.481 (1, 7)	F8				K	P6		2B 1B		4	0	1	0	0	1	1						
Bill Mazerowski, R OBP: 0.305, SLG: 0.380 (1, 4)		K			K			F8		4	0	1	0	0	2	0						
Donn Clendenen, R OBP: 0.291, SLG: 0.379 (1, 3)		K				E7 FC3-6		P3		4	0	0	0	0	1	2						
Jose Pagan, R OBP: 0.299, SLG: 0.352 (1, 5)		E1 1B				K		K		4	0	1	0	0	3	3						
Jerry May, R OBP: 0.366, SLG: 0.380 (1, 2)	F8					FC3-6 1-2		K		3	0	0	0	0	1	2						
Vern Law, R OBP: 0.154, SLG: 0.308 (8, PH)						K				2	0	0	0	0	1	1						
Manny Jimenez, L OBP: 0.333, SLG: 0.609 (8, PR)										1	0	1	0	0	0	0						
Manny Mota, R OBP: 0.323, SLG: 0.423 (8, PR)										0	0	0	0	0	0	0						
Al McBean, R OBP: 0.185, SLG: 0.120 (8, 1)										0	0	0	0	0	0	0						
Billy O'Dell, S OBP: 0.185, SLG: 0.120 (8, 1)										0	0	0	0	0	0	0						
Inning Stats	R: 0 E: 0 K: 0 S: 4	H: 1 LOB: 1 BB: 0 P: 4	R: 0 E: 1 K: 2 S: 8	H: 1 LOB: 1 BB: 0 P: 8	R: 0 E: 0 K: 0 S: 3	H: 0 LOB: 0 BB: 0 P: 3	R: 0 E: 0 K: 2 S: 7	H: 0 LOB: 0 BB: 0 P: 7	R: 0 E: 1 K: 2 S: 8	H: 0 LOB: 1 BB: 0 P: 8	R: 1 E: 1 K: 1 S: 6	H: 0 LOB: 0 BB: 0 P: 6	R: 0 E: 0 K: 1 S: 5	H: 0 LOB: 0 BB: 0 P: 5	R: 0 E: 0 K: 2 S: 8	H: 1 LOB: 1 BB: 0 P: 8	R: 0 E: 0 K: 1 S: 7	H: 2 LOB: 2 BB: 0 P: 7	1B: 3 2B: 2 3B: 0 HR: 0	SF: 1 SAC: 0 DP: 0 HBP: 0	WP: 0 PB: 1 SB: 0 CS: 0	PA: 34
PITCHER Phil Niekro, R ERA: 1.49 (1, 1)	IP: 9.0 WLS: W BF: 34 H: 5 R: 1 ER: 0 SO: 11 BB: 0 IBB: 0 HBP: 0 BLK: 0 WP: 0 HR: 0 S: 56 P: 56 ERA: 0.00 WHIP: 0.556															PITCHER IP: WLS: BF: H: R: ER: SO: BB: IBB: HBP: BLK: WP: HR: S: P: ERA: WHIP:						

Batter	1	2	3	4	5	6	7	8	9	AB	R	H	RBI	BB	SO	LOB	BOTTOM			
Felipe Alou, R OBP: 0.340, SLG: 0.442 (1, 3)	F9		5-3			FC4 FC6-2 2B		F3		4	0	1	0	0	0	0	Pittsburgh Pirates @ Atlanta Braves Atlanta Stadium, Atlanta, GA Sun Jul 16 1967, 3:33 AM EDT Att: 35,204 - Unknown			
Marty Martinez, S OBP: 0.316, SLG: 0.212 (1, 6)	4-3				G6-4-3 HBP	FC4 FC6-2 5-3 1B		5-3		3	1	0	0	0	0	1				
Hank Aaron, R OBP: 0.402, SLG: 0.620 (1, 9)	6-3				F9	5-3 1-2		1B BB		3	0	0	0	1	0	3				
Rico Carty, R OBP: 0.355, SLG: 0.449 (1, 7)					G6-4-3 1-2	FC6-2 1B				4	0	1	0	0	0	3				
Mack Jones, L OBP: 0.326, SLG: 0.428 (1, 8)		K				P6		FC 1B		4	0	1	1	0	2	2				
Clete Boyer, R OBP: 0.296, SLG: 0.409 (1, 5)		S 1B				1B SF8 1B		FC		3	1	2	0	0	0	2				
Woody Woodward, R OBP: 0.297, SLG: 0.277 (1, 4)	F7 1-2							6-3		3	0	1	0	0	0	1				
Bob Uecker, R OBP: 0.206, SLG: 0.171 (1, 2)								SF8		2	0	0	1	0	1	0				
Phil Niekro, R OBP: 0.217, SLG: 0.190 (1, 1)								1-3		3	0	0	0	0	1	1				
Inning Stats	R: 0 E: 0 K: 0 S: 3	H: 0 LOB: 0 BB: 0 P: 3	R: 0 E: 0 K: 1 S: 6	H: 1 LOB: 1 BB: 0 P: 6	R: 0 E: 0 K: 2 S: 7	H: 0 LOB: 0 BB: 0 P: 7	R: 0 E: 0 K: 0 S: 2	H: 0 LOB: 0 BB: 0 P: 3	R: 1 E: 0 K: 0 S: 6	H: 2 LOB: 1 BB: 0 P: 6	R: 0 E: 0 K: 0 S: 3	H: 0 LOB: 0 BB: 0 P: 3	R: 0 E: 0 K: 1 S: 6	H: 1 LOB: 2 BB: 1 P: 10	R: 0 E: 0 K: 1 S: 6	H: 1 LOB: 2 BB: 1 P: 10		1B: 5 2B: 1 3B: 0 HR: 0	SF: 1 SAC: 0 DP: 1 HBP: 1	WP: 0 PB: 0 SB: 1 CS: 0
PITCHER Vern Law, R ERA: 4.23 (8, 1)	IP: 7.0 WLS: L BF: 27 H: 5 R: 2 ER: 2 SO: 3 BB: 0 IBB: 0 HBP: 1 BLK: 0 WP: 0 HR: 0 S: 32 P: 33 ERA: 2.57 WHIP: 0.714															PITCHER IP: WLS: BF: H: R: ER: SO: BB: IBB: HBP: BLK: WP: HR: S: P: ERA: WHIP:				
Al McBean, R ERA: 3.02 (8, 1)	0.2	4	1	0	0	0	1	0	0	0	0	3	7	0.00	3.000					
Billy O'Dell, L ERA: 5.61 (8, 1)	0.1	1	0	0	0	1	0	0	0	0	0	3	3	0.00	0.000					



Batter	1	2	3	4	5	6	7	8	9	AB	R	H	RBI	BB	SO	LOB	TOP		
Matty Alou, L OBP: 0.354, SLG: 0.376 (1, 8)	0-0 5-3		0-0 F9		0-0 FC5-4			0-0 F8		4	0	0	0	0	0	2	Pittsburgh Pirates @ Atlanta Braves Atlanta Stadium, Atlanta, GA Mon Jul 17 1967, 7:05 PM EDT Att: 18,220 - Unknown		
Gene Alley, R OBP: 0.336, SLG: 0.420 (1, 6)	0-0 4-3		0-0 P4		0-0 F2			0-0 6-3		4	0	0	0	0	0	2			
Roberto Clemente, R OBP: 0.399, SLG: 0.598 (1, 9)	0-0 F9			0-0 F9		0-0 4-3		0-0 6-3		4	0	0	0	0	0	0			
Willie Stargell, L OBP: 0.355, SLG: 0.496 (1, 7)		0-0 1B		1-0 1-3 1B HBP		0-0 F3		0-0 HR		3	1	2	1	0	0	0			
Bill Mazerowski, R OBP: 0.304, SLG: 0.378 (1, 4)	0-0 P4			0-0 1-3 1B		0-0 P5		0-0 F8		4	0	1	0	0	0	1			
Donn Clendenen, R OBP: 0.290, SLG: 0.377 (1, 3)	0-0 F8			0-0 1-3			0-0 1B G6-4-3	0-0 1-3		4	1	1	0	0	0	3			
Jose Pagan, R OBP: 0.297, SLG: 0.348 (1, 5)	0-0 1-3			0-0 F9			0-0 1-3 1B	0-0 6-3		4	0	1	0	0	0	3			
Jerry May, R OBP: 0.365, SLG: 0.380 Jim Pagliaroni, R OBP: 0.296, SLG: 0.127 (1, 2) (7, 2)			0-0 1-6-3		0-0 FC5-4 1B		0-0 G6-4-3			3	0	1	0	0	0	1			
Bob Veale, S OBP: 0.044, SLG: 0.044 Al Luplow, L OBP: 0.243, SLG: 0.266 Woodie Fryman, R (7, 1)			0-0 1B		0-0 P3		0-0 F8			0	0	0	0	0	0	0			
Inning Stats	R: 0 E: 0 K: 0 S: 3	H: 0 LOB: 0 BB: 0 P: 3	R: 0 E: 0 K: 0 S: 4	H: 1 LOB: 1 BB: 0 P: 4	R: 0 E: 0 K: 0 S: 4	H: 1 LOB: 1 BB: 0 P: 4	R: 0 E: 0 K: 0 S: 4	H: 1 LOB: 2 BB: 0 P: 5	R: 0 E: 0 K: 0 S: 3	H: 0 LOB: 0 BB: 0 P: 3	R: 1 E: 0 K: 0 S: 4	H: 2 LOB: 0 BB: 0 P: 4	R: 0 E: 0 K: 0 S: 3	H: 0 LOB: 0 BB: 0 P: 3	R: 1 E: 0 K: 0 S: 4	H: 1 LOB: 0 BB: 0 P: 4		1B: 6 2B: 0 3B: 0 HR: 1	SF: 0 SAC: 0 DP: 1 HBP: 1
PITCHER Ken Johnson, R ERA: 2.77 (1, 1)	IP: 9.0 WLS: W BF: 34 H: 7 R: 2 ER: 2 SO: 0 BB: 0 IBB: 0 HBP: 1 BLK: 0 WP: 0 HR: 1 S: 33 P: 34 ERA: 2.00 WHIP: 0.778																		

Batter	1	2	3	4	5	6	7	8	9	AB	R	H	RBI	BB	SO	LOB	BOTTOM		
Felipe Alou, R OBP: 0.339, SLG: 0.448 (1, 3)	0-0 4-3		0-0 F7		0-0 6-3	0-0 HR				4	1	1	4	0	0	0	Pittsburgh Pirates @ Atlanta Braves Atlanta Stadium, Atlanta, GA Mon Jul 17 1967, 7:05 PM EDT Att: 18,220 - Unknown		
Mack Jones, L OBP: 0.329, SLG: 0.425 (1, 8)	4-0 FC6-4 BB		4-0 E 1B BB		0-0 F9	0-0 6-3				2	1	0	0	2	0	0			
Hank Aaron, R OBP: 0.398, SLG: 0.612 (1, 9)	0-0 F3		0-0 E5 1B		0-0 F8		0-0 F9			4	0	0	0	0	0	2			
Rico Carty, R OBP: 0.354, SLG: 0.446 (1, 7)	0-0 FC6-4		0-0 1-2 2H 1B		0-0 F8	0-0 4-3				4	0	1	1	0	0	1			
Joe Torre, R OBP: 0.378, SLG: 0.549 (1, 2)		0-0 BB 1B	0-0 F9		0-0 BB WP SF8 1B	0-0 P6				4	1	2	0	0	0	2			
Clete Boyer, R OBP: 0.295, SLG: 0.405 (1, 5)		0-0 F8	0-0 P6		0-0 SF8 HR BB		0-0 F8			3	1	0	0	1	0	3			
Denis Menke, R OBP: 0.328, SLG: 0.327 (1, 6)		4-0 FC4 BB		0-0 F7		4-0 SF8 HR BB		0-0 1B L1-5 1B		2	1	1	0	2	0	0			
Woody Woodward, R OBP: 0.296, SLG: 0.278 (1, 4)		0-0 F7		0-0 1-3		0-0 SF8		0-0 1-3 1B		3	0	1	1	0	0	2			
Ken Johnson, R OBP: 0.196, SLG: 0.098 (1, 1)		0-0 FC4		0-0 F9		0-0 HR BB		0-0 L1-5		3	1	0	0	1	0	4			
Inning Stats	R: 0 E: 0 K: 0 S: 3	H: 0 LOB: 1 BB: 1 P: 7	R: 0 E: 0 K: 0 S: 4	H: 1 LOB: 2 BB: 1 P: 8	R: 1 E: 1 K: 0 S: 5	H: 1 LOB: 2 BB: 1 P: 9	R: 0 E: 0 K: 0 S: 3	H: 0 LOB: 0 BB: 0 P: 3	R: 0 E: 0 K: 0 S: 3	H: 0 LOB: 0 BB: 0 P: 3	R: 5 E: 0 K: 0 S: 5	H: 2 LOB: 3 BB: 3 P: 17	R: 0 E: 0 K: 0 S: 3	H: 0 LOB: 0 BB: 0 P: 3	R: 0 E: 0 K: 0 S: 4	H: 2 LOB: 1 BB: 0 P: 4		1B: 5 2B: 1 3B: 0 HR: 1	SF: 1 SAC: 0 DP: 1 HBP: 0
PITCHER Bob Veale, L ERA: 3.77 Woodie Fryman, L ERA: 6.44 (1, 1) (7, 1)	IP: 6.0 WLS: L BF: 29 H: 4 R: 6 ER: 6 SO: 0 BB: 6 IBB: 0 HBP: 0 BLK: 0 WP: 1 HR: 1 S: 23 P: 47 ERA: 9.00 WHIP: 1.667																		

Batter	1	2	3	4	5	6	7	8	9	AB	R	H	RBI	BB	SO	LOB	TOP			
Felipe Alou, R OBP: 0.335, SLG: 0.443 (1, 3)	0-0 6-3		0-0 F4			0-0 FC6-4 1B		0-0 6-3		4	0	0	0	0	0	1	Atlanta Braves @ Chicago Cubs Wrigley Field, Chicago, IL Tue Jul 18, 1967, 3:33 AM CDT Att: 19,875 - Unknown - 78 F			
Mack Jones, L OBP: 0.331, SLG: 0.430 (1, 8)	0-0 F7			0-0 5-3		0-0 1B		0-0 2B		4	0	2	0	0	0	0				
Hank Aaron, R OBP: 0.396, SLG: 0.611 (1, 9)	0-0 3-1			0-3 K			0-0 1B HR	0-0 F8		4	1	1	0	0	1	1				
Rico Carty, R OBP: 0.352, SLG: 0.443 (1, 7)		0-0 F6		0-0 F7				0-0 F8	0-0 G6-3 1B	4	0	1	0	0	0	1				
Joe Torre, R OBP: 0.380, SLG: 0.548 (1, 2)		0-0 1B			0-3 K			0-0 G6-3 1B	0-0 G6-3 1B	4	1	2	0	0	1	1				
Clete Boyer, R OBP: 0.296, SLG: 0.417 (1, 5)		0-3 K			0-0 1-3			0-0 1B	0-0 1B	4	1	2	3	0	1	1				
Denis Menke, R OBP: 0.327, SLG: 0.326 (1, 6)		0-0 L5			0-0 5-3			0-0 1B	0-0 1B	4	0	1	0	0	1	1				
Woody Woodward, R OBP: 0.292, SLG: 0.274 (1, 4)			0-0 F8			0-3 K		0-0 F9	0-0 3-1	3	0	0	0	0	1	0				
Denny Lemaster, R OBP: 0.128, SLG: 0.111 (1, 1)			0-3 K					0-0 4-3		1	0	0	0	0	1	0				
Jay Ritchie, R OBP: 0.376, SLG: 0.625 (5, 1)										0	0	0	0	0	0	0				
Charles Blair, L OBP: 0.275, SLG: 0.250 (6, 1)										0	0	0	0	0	0	0				
Ed Rakow, R OBP: 0.222, SLG: 0.300 (6, 1)										0	0	0	0	0	0	0				
Cecil Upshaw, R OBP: 0.225, SLG: 0.343 (7, 1)										0	0	0	0	0	0	0				
Miguel de la Hoz, R OBP: 0.225, SLG: 0.343 (7, 4)										1	0	0	0	0	0	0				
Tito Franconia, L OBP: 0.201, SLG: 0.300 (9, PH)										1	0	0	0	0	0	2				
Inning Stats	R: 0 E: 0 K: 0 S: 3	H: 0 LOB: 0 BB: 0 P: 3	R: 0 E: 0 K: 1 S: 6	H: 1 LOB: 1 BB: 0 P: 6	R: 0 E: 0 K: 1 S: 5	H: 0 LOB: 0 BB: 0 P: 5	R: 0 E: 0 K: 1 S: 5	H: 0 LOB: 0 BB: 0 P: 5	R: 0 E: 0 K: 1 S: 5	H: 2 LOB: 2 BB: 0 P: 6	R: 3 E: 0 K: 1 S: 8	H: 3 LOB: 0 BB: 0 P: 8	R: 0 E: 0 K: 0 S: 4	H: 1 LOB: 1 BB: 0 P: 4	R: 0 E: 0 K: 0 S: 5	H: 3 LOB: 2 BB: 0 P: 5	1B: 7 2B: 2 3B: 0 HR: 1	SF: 0 SAC: 0 DP: 1 HBP: 0	WP: 0 PA: 35 PB: 0 SB: 0 CS: 0	
PITCHER	IP	WLS	BF	H	R	ER	SO	BB	IBB	HBP	BLK	WP	HR	S	P	ERA	WHIP			
Fergie Jenkins, R ERA: 2.99 (1, 1)	6.1	W	23	5	2	2	5	0	0	0	0	0	0	33	33	2.84	0.789			
Bill Hands, R ERA: 2.57 (7, 1)	2.2	S	12	5	1	1	1	0	0	0	0	0	1	14	14	3.38	1.875			

Batter	1	2	3	4	5	6	7	8	9	AB	R	H	RBI	BB	SO	LOB	BOTTOM			
Don Kessinger, S OBP: 0.280, SLG: 0.270 (1, 6)	0-0 HR		0-3 K		0-0 S 2B	0-0 1B		0-0 4-3-6 1B		5	2	4	5	0	1	0	Atlanta Braves @ Chicago Cubs Wrigley Field, Chicago, IL Tue Jul 18, 1967, 3:33 AM CDT Att: 19,875 - Unknown - 78 F			
Glenn Beckert, R OBP: 0.305, SLG: 0.366 (1, 4)	0-3 K		0-0 4-3		0-0 4-3 2B	0-0 F9		0-0 4-3-6 1B		5	0	1	1	0	1	3				
Billy Williams, L OBP: 0.370, SLG: 0.496 (1, 7)	0-0 F7		0-0 F2		0-0 4-3 IBB		0-0 1B			3	1	1	0	1	0	1				
Ron Santo, R OBP: 0.379, SLG: 0.506 (1, 5)	0-0 HR			4-0 4-3 BB	0-0 4-3		0-0 1B			3	1	2	2	1	0	2				
14 Ernie Banks, R OBP: 0.320, SLG: 0.510 (1, 3)	0-0 6-3			0-0 F3	0-0 F9		0-0 F3			4	0	0	0	0	0	5				
Clarence Jones, L OBP: 0.167, SLG: 0.214 (1, 9)		0-0 E3 G5-4-3 BB		0-0 4-3		0-3 K		0-0 SF8-5-6		3	0	0	1	0	1	1				
Randy Hundley, R OBP: 0.337, SLG: 0.424 (1, 2)		4-0 G5-4-3 BB		0-0 6-3		0-0 BB 2B 1B		1-0 S HBP 1B HBP		2	2	1	0	1	0	1				
Adolfo Phillips, R OBP: 0.396, SLG: 0.539 (1, 8)		0-0 G5-4-3			0-0 F8	0-3 K		1-0 S 1B HBP		3	1	0	0	0	1	3				
Fergie Jenkins, R OBP: 0.179, SLG: 0.245 (1, 1)		0-3 K			0-0 2B 2B	4-0 2B BB		0-3 K		2	2	1	0	1	1	1				
Bill Hands, R OBP: 0.222, SLG: 0.176 (7, 1)						1-2 2B BB		1-2 2-3		1	0	0	0	0	1	2				
Inning Stats	R: 2 E: 0 K: 1 S: 7	H: 2 LOB: 0 BB: 0 P: 7	R: 0 E: 1 K: 1 S: 5	H: 0 LOB: 1 BB: 1 P: 9	R: 0 E: 0 K: 1 S: 5	H: 0 LOB: 0 BB: 0 P: 5	R: 0 E: 0 K: 0 S: 3	H: 0 LOB: 1 BB: 1 P: 7	R: 2 E: 0 K: 2 S: 9	H: 3 LOB: 2 BB: 1 P: 10	R: 2 E: 0 K: 2 S: 4	H: 2 LOB: 0 BB: 0 P: 4	R: 1 E: 0 K: 1 S: 5	H: 1 LOB: 0 BB: 0 P: 7	R: 2 E: 0 K: 1 S: 5	H: 1 LOB: 0 BB: 0 P: 7	1B: 5 2B: 6 3B: 0 HR: 1	SF: 1 SAC: 0 DP: 3 HBP: 2	WP: 0 PA: 38 PB: 0 SB: 3 CS: 0	
PITCHER	IP	WLS	BF	H	R	ER	SO	BB	IBB	HBP	BLK	WP	HR	S	P	ERA	WHIP			
Denny Lemaster, L ERA: 3.0 (1, 1)	4.1	L	20	5	4	4	3	2	0	0	0	0	0	24	32	8.31	1.615			
Jay Ritchie, R ERA: 3.74 (5, 1)	0.2		3	0	0	0	0	0	1	0	0	0	0	2	6	0.00	0.000			
Ed Rakow, R ERA: 27.0 (6, 1)	1.0		8	4	3	3	2	1	0	0	0	0	0	11	15	27.00	5.000			
Cecil Upshaw, R ERA: 5.4 (7, 1)	2.0		7	1	2	2	1	0	0	2	0	0	0	7	9	9.00	0.500			



Batter	1	2	3	4	5	6	7	8	9	AB	R	H	RBI	BB	SO	LOB	TOP					
Tito Francona, L (1, 3) OBP: 0.290, SLG: 0.292	6-3		F9			6-3	E4			4	0	0	0	0	0	2	<p>Atlanta Braves @ Chicago Cubs</p> <p>Wrigley Field, Chicago, IL</p> <p>Wed Jul 19 1967, 3:33 AM CDT</p> <p>Att: 19,677 - Unknown - 78 F</p>					
Mack Jones, L (1, 8) OBP: 0.327, SLG: 0.423	K			F4		F7	K			4	0	0	0	0	2	3						
Hank Aaron, R (1, 9) OBP: 0.397, SLG: 0.609				E5	FC6-4			F7		4	0	2	1	0	0	0						
Joe Torre, R (1, 2) OBP: 0.378, SLG: 0.541			F9							3	0	0	0	1	0	1						
Bob Uecker, R (8, 2) OBP: 0.206, SLG: 0.171				FC6-4				6-3		0	0	0	0	0	0	0						
Rico Carty, R (1, 7) OBP: 0.347, SLG: 0.435				F9						4	0	0	0	0	0	3						
Clete Boyer, R (1, 5) OBP: 0.294, SLG: 0.411	K						F7			4	0	0	0	0	2	1						
Denis Menke, R (1, 6) OBP: 0.326, SLG: 0.329			F9							4	1	1	0	0	1	1						
Woody Woodward, R (1, 4) OBP: 0.290, SLG: 0.272				5-3						2	0	0	0	0	0	0						
Dick Kelley, R (5, 1) OBP: 0.313, SLG: 0.333						F9				0	0	0	0	0	0	0						
Charlie Lau, L (7, PH) OBP: 0.241, SLG: 0.240							L6			1	0	0	0	0	0	1						
Ramon Hernandez, S (7, 1) OBP: 0.333, SLG: 0.302										0	0	0	0	0	0	0						
Gary Geiger, L (9, PH) OBP: 0.333, SLG: 0.302										1	0	0	0	0	0	0						
Tony Cloninger, R (1, 1) OBP: 0.238, SLG: 0.250										0	0	0	0	0	0	0						
Jay Ritchie, R (4, 1) OBP: 0.315, SLG: 0.625										2	1	2	1	0	0	0						
Miguel de la Hoz, R (5, 4) OBP: 0.276, SLG: 0.474										2	1	2	1	0	0	0						
Inning Stats	R: 0 E: 0 K: 1 S: 5	H: 1 LOB: 1 BB: 0 P: 5	R: 0 E: 1 K: 1 S: 6	H: 0 LOB: 1 BB: 0 P: 6	R: 0 E: 0 K: 1 S: 5	H: 0 LOB: 0 BB: 0 P: 5	R: 0 E: 1 K: 0 S: 4	H: 0 LOB: 1 BB: 0 P: 4	R: 0 E: 0 K: 2 S: 7	H: 0 LOB: 0 BB: 0 P: 7	R: 1 E: 0 K: 0 S: 5	H: 2 LOB: 2 BB: 1 P: 9	R: 1 E: 1 K: 1 S: 8	H: 2 LOB: 2 BB: 0 P: 8	R: 0 E: 0 K: 0 S: 3	H: 0 LOB: 0 BB: 0 P: 3	R: 0 E: 0 K: 0 S: 3	H: 0 LOB: 0 BB: 0 P: 3	1B: 2 2B: 3 3B: 0 HR: 0	SF: 0 SAC: 0 DP: 0 HBP: 0	WP: 0 PB: 0 SB: 0 CS: 0	PA: 35
PITCHER	IP WLS BF H R ER SO BB IBB HBP BLK WP HR S P ERA WHIP																					
Joe Niekro, R (1, 1) ERA: 3.18	9.0 W 35 5 2 2 6 1 0 0 0 0 0 0 46 50 2.00 0.667																					

AB	34
R	2
H	5
RBI	2
BB	1
SO	6
LOB	12



Batter	1	2	3	4	5	6	7	8	9	AB	R	H	RBI	BB	SO	LOB	BOTTOM			
Don Kessinger, S (1, 6) OBP: 0.275, SLG: 0.268	E7 G3 4-3		6-3			K		1-3		5	1	1	1	0	1	1	<p>Atlanta Braves @ Chicago Cubs</p> <p>Wrigley Field, Chicago, IL</p> <p>Wed Jul 19 1967, 3:33 AM CDT</p> <p>Att: 19,677 - Unknown - 78 F</p>			
Glenn Beckert, R (1, 4) OBP: 0.304, SLG: 0.362	G3		4-3	F7						3	0	0	0	1	0	2				
Billy Williams, L (1, 7) OBP: 0.369, SLG: 0.493	4-3		K							4	1	1	1	0	1	1				
Ron Santo, R (1, 5) OBP: 0.380, SLG: 0.506	6-3									4	1	2	0	0	0	0				
14 Ernie Banks, R (1, 3) OBP: 0.320, SLG: 0.508										3	0	1	0	0	2	0				
Clarence Jones, L (1, 9) OBP: 0.147, SLG: 0.200										2	0	0	2	0	1	0				
Randy Hundley, R (1, 2) OBP: 0.342, SLG: 0.429										3	1	2	0	1	0	1				
Adolfo Phillips, R (1, 8) OBP: 0.397, SLG: 0.545										3	2	1	0	1	0	3				
Joe Niekro, R (1, 1) OBP: 0.211, SLG: 0.235										3	1	2	3	0	1	2				
Inning Stats	R: 1 E: 1 K: 0 S: 4	H: 0 LOB: 0 BB: 0 P: 4	R: 0 E: 0 K: 2 S: 8	H: 1 LOB: 2 BB: 1 P: 12	R: 0 E: 0 K: 1 S: 5	H: 0 LOB: 0 BB: 0 P: 5	R: 4 E: 1 K: 0 S: 7	H: 4 LOB: 1 BB: 1 P: 11	R: 1 E: 0 K: 0 S: 5	H: 2 LOB: 1 BB: 0 P: 5	R: 1 E: 0 K: 1 S: 6	H: 1 LOB: 1 BB: 1 P: 10	R: 0 E: 0 K: 2 S: 7	H: 0 LOB: 0 BB: 0 P: 7	R: 0 E: 0 K: 0 S: 4	H: 2 LOB: 1 BB: 0 P: 4		1B: 7 2B: 2 3B: 1 HR: 0	SF: 3 SAC: 1 DP: 1 HBP: 0	WP: 0 PB: 0 SB: 1 CS: 0
PITCHER	IP WLS BF H R ER SO BB IBB HBP BLK WP HR S P ERA WHIP																			
Tony Cloninger, R (1, 1) ERA: 4.92	3.2 L 18 4 5 4 3 1 0 0 0 0 0 0 22 30 9.82 1.364																			
Jay Ritchie, R (4, 1) ERA: 3.69	0.2 5 3 1 1 0 0 0 0 0 0 0 5 5 13.50 4.500																			
Dick Kelley, L (5, 1) ERA: 5.05	1.2 7 1 1 1 1 1 0 0 0 0 0 8 12 5.40 1.200																			
Ramon Hernandez, L (7, 1) ERA: 4.3	2.0 7 2 0 0 2 0 0 0 0 0 0 11 11 0.00 1.000																			



Batter	1	2	3	4	5	6	7	8	9	AB	R	H	RBI	BB	SO	LOB	TOP										
Tito Francona, L OBP: 0.289, SLG: 0.310 (1, 3)	0-0 4-3		0-0 HR		0-3 K		0-3 K			4	1	1	1	0	2	2	Atlanta Braves @ Chicago Cubs Wrigley Field, Chicago, IL Thu Jul 20 1967, 3:33 AM CDT Att: 20,990 - Unknown - 75 F										
Mack Jones, L OBP: 0.326, SLG: 0.421 (1, 8)	0-3 K		0-0 3-1		0-0 F5		0-0 1B			4	0	1	0	0	1	2											
Hank Aaron, R OBP: 0.398, SLG: 0.608 (1, 9)	0-0 1B			0-0 6-3		0-0 1B	0-0 1B	0-0 1-3-5		4	1	2	0	0	0	1											
Joe Torre, R OBP: 0.380, SLG: 0.539 (1, 2)	0-0 1-3			0-3 K		0-0 1B	0-0 1B	4-0 BB		3	0	1	0	1	1	1											
Rico Carty, R OBP: 0.345, SLG: 0.432 (1, 7)		0-3 K		0-0 1B		0-0 1B	0-0 1B	0-0 BB		4	0	1	1	0	1	2											
Clete Boyer, R OBP: 0.291, SLG: 0.405 (1, 5)		0-0 F6		0-0 F8		0-3 K		0-0 F3		4	0	0	0	0	1	2											
Miguel de la Hoz, R OBP: 0.274, SLG: 0.459 Woody Woodward, R OBP: 0.290, SLG: 0.272 (1, 4) (9, 4)		0-0 5-3		0-0 F8		0-0 1B		0-0 5-3		4	0	1	0	0	0	0											
Denis Menke, R OBP: 0.328, SLG: 0.326 (1, 6)			0-3 K		4-0 BB	4-0 BB		0-0 5-3		2	0	0	0	2	1	0											
Pat Jarvis, R OBP: 0.114, SLG: 0.093 (1, 1)			0-3 K		0-0 FC1	0-0 F4		0-3 K		4	0	0	0	0	2	4											
Inning Stats	R: 0 E: 0 K: 1 S: 6	H: 1 LOB: 1 BB: 0 P: 6	R: 0 E: 0 K: 1 S: 5	H: 0 LOB: 0 BB: 0 P: 5	R: 1 E: 0 K: 2 S: 8	H: 1 LOB: 0 BB: 0 P: 8	R: 0 E: 0 K: 1 S: 6	H: 1 LOB: 1 BB: 0 P: 6	R: 0 E: 1 K: 1 S: 8	H: 3 LOB: 2 BB: 1 P: 12	R: 0 E: 0 K: 1 S: 5	H: 1 LOB: 0 BB: 0 P: 5	R: 0 E: 0 K: 0 S: 2	H: 0 LOB: 0 BB: 1 P: 6	R: 0 E: 0 K: 1 S: 5	H: 0 LOB: 0 BB: 0 P: 5		1B: 6 2B: 1 3B: 0 HR: 1	SF: 0 SAC: 0 DP: 2 HBP: 0	WP: 1 PB: 0 SB: 0 CS: 0	PA: 36						
PITCHER	IP	WLS	BF	H	R	ER	SO	BB	IBB	HBP	BLK	WP	HR	S	P	ERA	WHIP										
Ray Culo, R ERA: 3.51 Chuck Hartenstein, R ERA: 2.56 (1, 1) (9, 1)	8.0	L	33	7	2	2	8	3	0	0	0	1	1	46	58	2.25	1.250										

AB 33
R 2
H 7
RBI 2
BB 3
SO 9
LOB 14



Batter	1	2	3	4	5	6	7	8	9	AB	R	H	RBI	BB	SO	LOB	BOTTOM										
Don Kessinger, S OBP: 0.275, SLG: 0.264 (1, 6)	0-0 F7			0-0 E1		0-0 4-3		0-0 6-3		4	0	0	0	0	0	0	Atlanta Braves @ Chicago Cubs Wrigley Field, Chicago, IL Thu Jul 20 1967, 3:33 AM CDT Att: 20,990 - Unknown - 75 F										
Glenn Beckert, R OBP: 0.356, SLG: 0.362 Lee Thomas, L OBP: 0.292, SLG: 0.313 Chuck Hartenstein, R OBP: 0.111, SLG: 0.111 (1, 4) (8, PH) (9, 1)	0-0 F3			0-0 4-3		0-0 1B		4-0 BB		3	0	1	0	0	0	1											
Billy Williams, L OBP: 0.368, SLG: 0.490 (1, 7)	0-0 F5			0-0 F6		0-0 1B		0-3 K		4	0	1	0	0	1	2											
Ron Santo, R OBP: 0.381, SLG: 0.505 (1, 5)		0-0 6-3		0-0 5-3		0-0 BB		0-0 1B		3	0	1	0	1	0	1											
14 Ernie Banks, R OBP: 0.316, SLG: 0.502 (1, 3)		0-0 F8		0-0 E5		0-0 F6-2		0-0 F8		4	1	0	0	0	0	4											
Clarence Jones, L OBP: 0.158, SLG: 0.235 (1, 9)		0-0 F7		0-0 SF7		0-0 G3		0-0 F4		4	0	1	0	0	0	1											
Randy Hundley, R OBP: 0.338, SLG: 0.425 (1, 2)			0-0 F4		0-0 SF7		0-0 6-3		0-0 F8		3	0	0	1	0	1											
Adolfo Phillips, R OBP: 0.393, SLG: 0.538 (1, 8)			0-0 L8		0-3 K		0-0 1-3			3	0	0	0	0	1	1											
Ray Culo, R OBP: 0.083, SLG: 0.194 Al Spangler, L OBP: 0.308, SLG: 0.326 Paul Popovich, S OBP: 0.273, SLG: 0.237 (1, 1) (8, PH) (9, 4)			0-0 6-3		0-3 K		0-0 F2			2	0	0	0	0	1	1											
Inning Stats	R: 0 E: 0 K: 0 S: 3	H: 0 LOB: 0 BB: 0 P: 3	R: 0 E: 0 K: 0 S: 3	H: 0 LOB: 0 BB: 0 P: 3	R: 0 E: 0 K: 0 S: 4	H: 0 LOB: 0 BB: 0 P: 4	R: 1 E: 1 K: 2 S: 9	H: 1 LOB: 1 BB: 0 P: 9	R: 0 E: 0 K: 0 S: 4	H: 2 LOB: 2 BB: 1 P: 8	R: 0 E: 0 K: 0 S: 3	H: 0 LOB: 0 BB: 0 P: 3	R: 0 E: 0 K: 1 S: 5	H: 0 LOB: 1 BB: 1 P: 9	R: 0 E: 0 K: 0 S: 4	H: 1 LOB: 1 BB: 0 P: 4		1B: 3 2B: 2 3B: 0 HR: 0	SF: 1 SAC: 0 DP: 1 HBP: 0	WP: 0 PB: 0 SB: 0 CS: 0	PA: 34						
PITCHER	IP	WLS	BF	H	R	ER	SO	BB	IBB	HBP	BLK	WP	HR	S	P	ERA	WHIP										
Pat Jarvis, R ERA: 3.62 (1, 1)	9.0	W	34	4	1	0	3	2	0	0	0	0	0	38	46	0.00	0.667										



Batter	1	2	3	4	5	6	7	8	9	AB	R	H	RBI	BB	SO	LOB	TOP									
Tito Francona, L OBP: 0.287, SLG: 0.307 (1, 3)	5-3		K		FC6-4 1B		F7		E4	5	0	1	0	0	1	4	Atlanta Braves @ St. Louis Cardinals Busch Stadium, St. Louis, MO Fri Jul 21, 1967, 7:05 PM CDT Att: 30,606 - Unknown livebaseballscores.com									
Mack Jones, L OBP: 0.324, SLG: 0.415 (1, 8)	K			HR BB	P6		CS	K	G3	4	1	0	0	1	2	3										
Hank Aaron, R OBP: 0.399, SLG: 0.616 (1, 9)	K			HR	FC6-4			1B SF7 1B		4	2	2	2	0	1	1										
Rico Carty, R OBP: 0.348, SLG: 0.433 (1, 7)		5-3		3-1				1B FC6-4 1B		4	0	2	0	0	0	0										
Clete Boyer, R OBP: 0.293, SLG: 0.418 (1, 5)		F7		HR			G6-4-3 1B	SF7		3	1	2	2	0	0	0										
Miguel de la Hoz, R OBP: 0.277, SLG: 0.453 Woody Woodward, R OBP: 0.289, SLG: 0.270 (1, 4) (6, 4)		5-3			FC6-4 1B		G6-4-3	FC6-4		3	0	1	0	0	0	1										
Denis Menke, R OBP: 0.324, SLG: 0.322 (1, 6)			6-3	F2			F5	P6		4	0	0	0	0	0	1										
Bob Uecker, R OBP: 0.207, SLG: 0.167 (1, 2)			6-3	FC6-4			CS E BB	E5 E WP		3	0	0	0	1	0	1										
Phil Niekro, R OBP: 0.222, SLG: 0.200 (1, 1)					L7		E1	6-3		4	0	1	0	0	0	2										
Inning Stats	R: 0 E: 0 K: 2 S: 7	H: 0 LOB: 0 BB: 7 P: 7	R: 0 E: 0 K: 0 S: 3	H: 0 LOB: 0 BB: 3 P: 3	R: 0 E: 0 K: 1 S: 6	H: 1 LOB: 1 BB: 0 P: 6	R: 3 E: 0 K: 0 S: 6	H: 3 LOB: 1 BB: 1 P: 10	R: 0 E: 0 K: 0 S: 4	H: 1 LOB: 1 BB: 0 P: 4	R: 0 E: 0 K: 0 S: 3	H: 2 LOB: 0 BB: 3 P: 3	R: 0 E: 1 K: 0 S: 3	H: 0 LOB: 1 BB: 1 P: 7	R: 1 E: 0 K: 1 S: 7	H: 2 LOB: 1 BB: 0 P: 7		R: 0 E: 2 K: 0 S: 5	H: 0 LOB: 2 BB: 0 P: 5	1B: 7 2B: 0 3B: 0 HR: 2	SF: 1 SAC: 0 DP: 1 HBP: 0	WP: 1 PB: 0 SB: 0 CS: 1	PA: 39			
PITCHER	IP	WLS	BF	H	R	ER	SO	BB	IBB	HBP	BLK	WP	HR	S	P	ERA	WHIP									
Nelson Briles, R ERA: 3.59 Al Jackson, L ERA: 4.96	(1, 1)		7.0	L	28	7	3	3	3	2	0	0	0	0	0	0	3.86	1.286								
Al Jackson, L ERA: 4.96 (8, 1)			2.0		10	2	1	1	1	0	0	0	0	0	1	0	4.50	1.000								

Batter	1	2	3	4	5	6	7	8	9	AB	R	H	RBI	BB	SO	LOB	BOTTOM									
Lou Brock, L OBP: 0.298, SLG: 0.448 (1, 7)	4-3		L5		1-3			K		4	0	0	0	0	1	0	Atlanta Braves @ St. Louis Cardinals Busch Stadium, St. Louis, MO Fri Jul 21, 1967, 7:05 PM CDT Att: 30,606 - Unknown livebaseballscores.com									
Bobby Tolan, L OBP: 0.325, SLG: 0.430 (1, 8)	6-3		F3		L8			1B		4	0	1	0	0	0	0										
Roger Maris, L OBP: 0.373, SLG: 0.474 (1, 9)		1B 2B		1B			F8	P3		4	1	2	0	0	0	1										
Orlando Cepeda, R OBP: 0.420, SLG: 0.552 (1, 3)		PB 1B		F8			G1-6-3 HBP	K		3	0	1	1	0	1	2										
Tim McCarver, L OBP: 0.414, SLG: 0.515 (1, 2)		1-2 BB		5-3 1B			G1-6-3	1-3		3	0	1	0	1	0	1										
Mike Shannon, R OBP: 0.323, SLG: 0.408 (1, 5)		4-3		5-3			L8	5-3		4	0	0	0	0	0	3										
Julian Javier, R OBP: 0.310, SLG: 0.401 (1, 4)			K		P3		5-3	4-3		4	0	0	0	0	1	1										
Dal Maxvill, R OBP: 0.268, SLG: 0.263 (1, 6)		F8		6-3				1B		3	0	1	0	0	0	1										
Nelson Briles, R Ed Spiezio, R OBP: 0.284, SLG: 0.304 Al Jackson, L OBP: 0.385, SLG: 0.375 (1, 1) (7, PH) (8, 1)		5-3					G3	1-3		2	0	0	0	0	0	0										
Inning Stats	R: 1 E: 0 K: 0 S: 5	H: 2 LOB: 2 BB: 1 P: 9	R: 0 E: 0 K: 1 S: 5	H: 0 LOB: 0 BB: 0 P: 5	R: 0 E: 0 K: 0 S: 4	H: 1 LOB: 1 BB: 0 P: 4	R: 0 E: 0 K: 0 S: 4	H: 1 LOB: 1 BB: 0 P: 4	R: 0 E: 0 K: 0 S: 3	H: 0 LOB: 0 BB: 0 P: 3	R: 0 E: 0 K: 0 S: 2	H: 0 LOB: 0 BB: 0 P: 3	R: 0 E: 0 K: 0 S: 4	H: 1 LOB: 1 BB: 0 P: 4	R: 0 E: 0 K: 2 S: 8	H: 1 LOB: 1 BB: 0 P: 8		R: 0 E: 0 K: 0 S: 3	H: 0 LOB: 0 BB: 0 P: 3	1B: 5 2B: 1 3B: 0 HR: 0	SF: 0 SAC: 0 DP: 1 HBP: 1	WP: 0 PB: 1 SB: 0 CS: 0	PA: 34			
PITCHER	IP	WLS	BF	H	R	ER	SO	BB	IBB	HBP	BLK	WP	HR	S	P	ERA	WHIP									
Phil Niekro, R ERA: 1.45 (1, 1)			9.0	W	34	6	1	1	3	1	0	0	0	0	0	0	1.00	0.778								

Batter	1	2	3	4	5	6	7	8	9	10	11	12	13	AB R H RBI BB SO LOB	TOP								
Tito Francona, L OBP: 0.286, SLG: 0.302 (1, 3)	3-1		F9		P6		FC6-4		FC6-4 BB		5-3		1B 2H 1B	6 0 1 1 1 0 1	Atlanta Braves @ St. Louis Cardinals Busch Stadium, St. Louis, MO Sat Jul 22 1967, 7:05 PM CDT Att. 22,763 - Unknown livebaseballscores.com								
Mack Jones, L OBP: 0.332, SLG: 0.418 (1, 8)	1B				F8			HR BB	F3		1B		1B	5 1 3 0 2 0 1									
Hank Aaron, R OBP: 0.397, SLG: 0.617 (1, 9)	K		5-3						FC6-4		6-3		BB	6 1 1 2 1 2 4									
Joe Torre, R OBP: 0.375, SLG: 0.530 Bob Luecker, R OBP: 0.208, SLG: 0.165 (12, PR) (12, 2)	L8			1-3					F9				E5 G5-4-3	6 0 1 0 0 1 1 1 0 0 0 0 0 3									
Clete Boyer, R OBP: 0.297, SLG: 0.431 (1, 5)		HR			1B 2B				FC5-4		K		G5-4-3	5 2 2 1 0 1 2									
Rico Carty, R OBP: 0.347, SLG: 0.429 (1, 7)		P3			6-3				BB HBP					5 0 1 0 1 0 3									
Miguel de la Hoz, R OBP: 0.279, SLG: 0.448 Woody Woodward, R OBP: 0.293, SLG: 0.269 (8, PH) (8, 4)	4-3								F8				1B CS	3 0 1 1 0 0 0 1 0 0 0 2 0 0									
Denis Menke, R OBP: 0.320, SLG: 0.317 Charlie Lau, L OBP: 0.241, SLG: 0.240 (10, PH) Felipe Alou, R OBP: 0.334, SLG: 0.442 Marty Martinez, S OBP: 0.333, SLG: 0.235 (10, 6)	5-3				6-3				P4		K		SH1-4 1B	4 0 0 0 0 1 3 0 0 0 0 0 0 0 1 0 0 0 0 1 2 1 1 1 0 0 0 0									
Ken Johnson, R OBP: 0.200, SLG: 0.111 Ramon Hernandez, S (9, 1) Claude Raymond, R OBP: 0.143, SLG: 0.286 Dick Kelley, R OBP: 0.313, SLG: 0.333 Cecil Upshaw, R (9, 1)				K					FC6-4 1B		K		SH1-4	4 0 1 0 0 2 0 1 0 0 0 0 1 0									
Inning Stats	R: 0 E: 0 K: 1 S: 6	H: 1 LOB: 1 BB: 0 P: 6	R: 1 E: 0 K: 0 S: 4	H: 1 LOB: 0 BB: 0 P: 4	R: 0 E: 0 K: 1 S: 5	H: 0 LOB: 1 BB: 1 P: 9	R: 1 E: 0 K: 0 S: 5	H: 2 LOB: 1 BB: 0 P: 5	R: 0 E: 0 K: 0 S: 3	H: 0 LOB: 0 BB: 0 P: 3	R: 0 E: 0 K: 1 S: 6	H: 0 LOB: 2 BB: 2 P: 15	R: 0 E: 0 K: 3 S: 9	H: 0 LOB: 1 BB: 0 P: 6		R: 0 E: 1 K: 0 S: 3	H: 1 LOB: 1 BB: 0 P: 3	R: 1 E: 0 K: 0 S: 6	H: 3 LOB: 3 BB: 1 P: 10	1B: 9 2B: 1 3B: 0 HR: 2	SF: 0 SAC: 1 DP: 1 HBP: 1	WIP: 0 PB: 0 SB: 0 CS: 1	PA: 59
PITCHER	IP WLS BF H R ER SO BB IBB HBP BLK WP HR S P ERA WHIP	Al Jackson, L (13, 1) ERA: 4.84 0.1 WLS BF 1 H R ER SO BB IBB HBP BLK WP HR S P ERA WHIP 0.1 1 0 0 0 0 0 0 0 0 0 0 0 0 0 0.00 0.000																					

Batter	1	2	3	4	5	6	7	8	9	10	11	12	13	AB R H RBI BB SO LOB	BOTTOM										
Lou Brock, L OBP: 0.300, SLG: 0.454 (1, 7)	4-3												L7	6 1 3 1 0 0 0	Atlanta Braves @ St. Louis Cardinals Busch Stadium, St. Louis, MO Sat Jul 22 1967, 7:05 PM CDT Att. 22,763 - Unknown livebaseballscores.com										
Bobby Tolan, L OBP: 0.351, SLG: 0.429 (1, 8)	CS 1B		P3										FC5-4 1B	5 0 2 0 1 0 3											
Roger Maris, L OBP: 0.368, SLG: 0.466 (1, 9)	K												F5	6 1 1 0 0 2 4											
Oriando Cepeda, R OBP: 0.419, SLG: 0.551 (1, 3)			K										FC5-4 FC4-6	6 1 2 1 0 1 1											
Tim McCarver, L OBP: 0.409, SLG: 0.507 (1, 2)			F5										FC4-6	6 0 1 2 0 0 3											
Mike Shannon, R OBP: 0.321, SLG: 0.404 (1, 5)														5 0 1 0 0 0 3											
Julian Javier, R OBP: 0.309, SLG: 0.398 (1, 4)														5 1 1 0 0 1 3											
Dal Maxvill, R OBP: 0.266, SLG: 0.262 (1, 6)														5 0 1 0 0 0 2											
Dick Hughes, R ERA: 3.32 Hal Woodeshick, L ERA: 5.33 Ron Willis, R ERA: 4.12 Joe Hoerner, L ERA: 2.9 Jack Lamabe, R ERA: 4.43 (1, 1) (9, 1) (10, 1) (10, 1) (11, 1)														2 0 0 0 0 0 1 1 0 0 0 0 0 0 0 0 1 0 1 0 0 0 0 0 0 1 1 0 0 0 0 0 0 0											
Inning Stats	R: 0 E: 0 K: 1 S: 5	H: 1 LOB: 0 BB: 0 P: 5	R: 0 E: 0 K: 1 S: 5	H: 0 LOB: 0 BB: 0 P: 5	R: 1 E: 0 K: 1 S: 7	H: 2 LOB: 1 BB: 0 P: 7	R: 0 E: 0 K: 0 S: 3	H: 0 LOB: 0 BB: 0 P: 3	R: 0 E: 0 K: 1 S: 5	H: 0 LOB: 0 BB: 0 P: 5	R: 0 E: 0 K: 0 S: 3	H: 0 LOB: 0 BB: 0 P: 3	R: 3 E: 0 K: 0 S: 6	H: 3 LOB: 1 BB: 1 P: 10		R: 0 E: 0 K: 0 S: 5	H: 2 LOB: 2 BB: 0 P: 5	R: 0 E: 0 K: 0 S: 3	H: 0 LOB: 0 BB: 0 P: 3	R: 0 E: 0 K: 0 S: 4	H: 1 LOB: 1 BB: 0 P: 4	1B: 9 2B: 3 3B: 0 HR: 0	SF: 0 SAC: 0 DP: 1 HBP: 0	WIP: 0 PB: 0 SB: 0 CS: 1	PA: 50
PITCHER	IP WLS BF H R ER SO BB IBB HBP BLK WP HR S P ERA WHIP	Ken Johnson, R (1, 1) ERA: 2.8 8.1 WLS BF 29 H R ER SO BB IBB HBP BLK WP HR S P ERA WHIP 0.1 1 0 0 0 0 0 0 0 0 0 1 1 0.00 0.000 0.0 1 1 0 0 0 0 0 0 0 0 1 1 = = 0.0 1 1 1 1 0 0 0 0 0 0 1 1 = = 4.1 W 18 5 0 0 0 0 0 0 0 0 0 18 18 0.00 1.154																							




Batter	1	2	3	4	5	6	7	8	9	AB	R	H	RBI	BB	SO	LOB	TOP			
Felipe Alou, R OBP: 0.336, SLG: 0.451 (1, 3)										4	1	2	1	0	1	1	Atlanta Braves @ St. Louis Cardinals Busch Stadium, St. Louis, MO Sun Jul 23 1967, 3:33 AM CDT Unknown			
Mack Jones, L OBP: 0.328, SLG: 0.412 (1, 8)										4	0	0	0	0	1	2				
Hank Aaron, R OBP: 0.396, SLG: 0.615 (1, 9)										4	0	1	0	0	0	1				
Joe Torre, R OBP: 0.370, SLG: 0.522 (1, 2)										4	0	0	0	0	2	3				
Clete Boyer, R OBP: 0.296, SLG: 0.429 (1, 5)											4	0	1	0	0	0				
Rico Carty, R OBP: 0.348, SLG: 0.427 (1, 7)										3	0	1	0	1	1	0				
Miguel de la Hoz, R OBP: 0.264, SLG: 0.423 (1, 4)											4	0	0	0	0	1				
Denis Menke, R OBP: 0.321, SLG: 0.315 (1, 6)										2	0	0	0	1	1					
Denny Lemaster, R OBP: 0.122, SLG: 0.106 (1, 1)										2	0	0	0	0	1	1				
Woody Woodward, R (8, PH) OBP: 0.292, SLG: 0.288										1	0	0	0	0	0	0				
Claude Raymond, R OBP: 0.143, SLG: 0.286 (8, 1)										0	0	0	0	0	0	0				
Inning Stats	R: 0 E: 0 K: 1 S: 6	H: 1 LOB: 1 BB: 0 P: 6	R: 0 E: 0 K: 1 S: 5	H: 0 LOB: 0 BB: 0 P: 5	R: 0 E: 1 K: 0 S: 4	H: 0 LOB: 1 BB: 0 P: 4	R: 0 E: 1 K: 0 S: 4	H: 2 LOB: 2 BB: 0 P: 4	R: 0 E: 0 K: 2 S: 7	H: 0 LOB: 1 BB: 1 P: 11	R: 0 E: 0 K: 1 S: 5	H: 0 LOB: 1 BB: 1 P: 9	R: 1 E: 0 K: 1 S: 7	H: 2 LOB: 1 BB: 0 P: 7	R: 0 E: 0 K: 1 S: 5	H: 0 LOB: 0 BB: 0 P: 5	1B: 3 2B: 2 3B: 0 HR: 1	SF: 0 SAC: 0 DP: 1 HBP: 0	WP: 0 PB: 0 SB: 1 CS: 0	PA: 34
PITCHER	IP WLS BF H R ER SO BB IBB HBP BLK WP HR S P ERA WHIP																			
Steve Carlton, L ERA: 3.29 (1, 1)	7.2 W 30 5 1 1 6 2 0 0 0 0 1 40 48 1.17 0.913																			
Ron Willis, R ERA: 4.0 (8, 1)	1.1 S 4 0 0 0 2 0 0 0 0 0 0 8 8 0.00 0.000																			


Batter	1	2	3	4	5	6	7	8	9	AB	R	H	RBI	BB	SO	LOB	BOTTOM			
Lou Brock, L OBP: 0.300, SLG: 0.452 (1, 7)										4	0	1	0	0	0	1	Atlanta Braves @ St. Louis Cardinals Busch Stadium, St. Louis, MO Sun Jul 23 1967, 3:33 AM CDT Unknown			
Julian Javier, R OBP: 0.308, SLG: 0.405 (1, 4)										4	1	1	2	0	1	1				
Alex Johnson, R OBP: 0.269, SLG: 0.267 (1, 9)										3	0	0	0	0	1	0				
Roger Maris, L (8, PH) OBP: 0.370, SLG: 0.469 (9, 9)										1	0	1	0	0	0	0				
Orlando Cepeda, R OBP: 0.420, SLG: 0.554 (1, 3)										4	1	2	0	0	1	1				
Mike Shannon, R OBP: 0.321, SLG: 0.401 (1, 5)										2	0	0	0	1	1	2				
Bobby Tolan, L OBP: 0.331, SLG: 0.428 (1, 8)										3	0	1	0	0	0	2				
John Romano, R OBP: 0.288, SLG: 0.148 (1, 2)										3	0	1	1	0	0	3				
Eddie Bressoud, R OBP: 0.259, SLG: 0.163 (1, 6)										2	1	0	0	1	0	1				
Steve Carlton, L OBP: 0.190, SLG: 0.200 (1, 1)										3	0	0	0	0	2	1				
Ron Willis, R OBP: 0.400, SLG: 0.400 (8, 1)										0	0	0	0	0	0	0				
Inning Stats	R: 0 E: 0 K: 0 S: 3	H: 1 LOB: 0 BB: 0 P: 3	R: 1 E: 0 K: 1 S: 7	H: 2 LOB: 1 BB: 0 P: 7	R: 0 E: 0 K: 1 S: 7	H: 2 LOB: 2 BB: 0 P: 7	R: 0 E: 0 K: 1 S: 7	H: 2 LOB: 0 BB: 1 P: 10	R: 0 E: 0 K: 1 S: 5	H: 0 LOB: 1 BB: 1 P: 9	R: 0 E: 0 K: 1 S: 5	H: 0 LOB: 0 BB: 0 P: 5	R: 0 E: 0 K: 0 S: 3	H: 1 LOB: 0 BB: 0 P: 3	R: 0 E: 0 K: 0 S: 3	H: 1 LOB: 0 BB: 0 P: 3	1B: 5 2B: 1 3B: 0 HR: 1	SF: 0 SAC: 0 DP: 1 HBP: 0	WP: 1 PB: 0 SB: 1 CS: 1	PA: 31
PITCHER	IP WLS BF H R ER SO BB IBB HBP BLK WP HR S P ERA WHIP																			
Denny Lemaster, L ERA: 3.04 (1, 1)	7.0 L 28 6 3 3 6 2 0 0 0 0 1 38 46 3.86 1.143																			
Claude Raymond, R ERA: 2.72 (8, 1)	1.0 3 1 0 0 0 0 0 0 0 0 0 3 3 0.00 1.000																			



Batter	1	2	3	4	5	6	7	8	9	AB	R	H	RBI	BB	SO	LOB	TOP																
Felipe Alou, R OBP: 0.334, SLG: 0.456 (1, 3)										5	1	1	1	0	1	1	Atlanta Braves @ St. Louis Cardinals Busch Stadium, St. Louis, MO Sun Jul 23 1967, 3:38 AM CDT Att: 35,334 - Unknown livebaseballscores.com																
Gary Geiger, L OBP: 0.336, SLG: 0.288 (1, 7)										3	0	0	0	2	1	0																	
Hank Aaron, R OBP: 0.394, SLG: 0.611 (1, 9)										4	0	1	0	0	0	1																	
Mack Jones, L OBP: 0.330, SLG: 0.417 (1, 8)										4	1	2	0	0	0	3																	
Clete Boyer, R OBP: 0.299, SLG: 0.439 (1, 5)										4	0	2	1	0	0	3																	
Miguel de la Hoz, R OBP: 0.259, SLG: 0.400 (1, 4)										4	0	0	0	0	2	2																	
Bob Uecker, R OBP: 0.207, SLG: 0.192 (1, 2)										4	1	1	1	0	2	1																	
Marty Martinez, S OBP: 0.357, SLG: 0.250 (8, PH)										2	0	1	0	1	0	0																	
Tito Francona, L OBP: 0.295, SLG: 0.300 (8, 6)										1	0	0	0	0	0	1																	
Denis Menke, R OBP: 0.321, SLG: 0.315 (8, 6)										0	0	0	0	0	0	0																	
Ed Rakow, S (1, 1)										2	0	0	0	0	1	1																	
Joe Torre, R OBP: 0.369, SLG: 0.520 (6, PH)										1	0	0	0	0	0	1																	
Ramon Hernandez, S (8, 1)										0	0	0	0	0	0	0																	
Jay Ritchie, R OBP: 0.375, SLG: 0.625 (9, PH)										0	0	0	0	0	0	0																	
Charlie Lau, L OBP: 0.233, SLG: 0.231 (9, PH)										1	0	0	0	0	0	0																	
Inning Stats	R: 2 E: 0 K: 1 S: 8	H: 3 LOB: 1 BB: 0 P: 8	R: 0 E: 0 K: 2 S: 7	H: 0 LOB: 0 BB: 0 P: 7	R: 0 E: 0 K: 0 S: 4	H: 1 LOB: 2 BB: 1 P: 8	R: 1 E: 0 K: 1 S: 7	H: 2 LOB: 1 BB: 0 P: 7	R: 0 E: 0 K: 1 S: 6	H: 1 LOB: 1 BB: 0 P: 6	R: 0 E: 0 K: 1 S: 5	H: 0 LOB: 1 BB: 1 P: 9	R: 0 E: 0 K: 0 S: 3	H: 0 LOB: 1 BB: 1 P: 7	R: 0 E: 0 K: 1 S: 6	H: 1 LOB: 0 BB: 0 P: 6	R: 0 E: 0 K: 0 S: 3	H: 0 LOB: 0 BB: 0 P: 3	1B: 3 2B: 2 3B: 1 HR: 2	SF: 0 SAC: 0 DP: 0 HBP: 0	WP: 0 PB: 0 SB: 0 CS: 0	PA: 38											
PITCHER	IP WLS BF H R ER SO BB IBB HBP BLK WP HR S P ERA WHIP																																
Jim Cosman, R ERA: 3.16 (1, 1)	2.1	12	4	2	2	3	1	0	0	0	0	0	1	17	21	7.71	2.143																
Hal Woodeshick, L ERA: 4.53 (3, 1)	4.2	W	19	3	1	1	3	2	0	0	0	0	1	23	31	1.93	1.071																
Ron Willis, R ERA: 3.83 (8, 1)	2.0	S	7	1	0	0	1	0	0	0	0	0	0	9	9	0.00	0.500																

Batter	1	2	3	4	5	6	7	8	9	AB	R	H	RBI	BB	SO	LOB	BOTTOM																
Lou Brock, L OBP: 0.298, SLG: 0.448 (1, 7)										3	0	0	0	0	0	0	Atlanta Braves @ St. Louis Cardinals Busch Stadium, St. Louis, MO Sun Jul 23 1967, 3:38 AM CDT Att: 35,334 - Unknown livebaseballscores.com																
Alex Johnson, R OBP: 0.216, SLG: 0.267 (8, PH)										0	1	0	0	1	0	0																	
Bobby Tolan, L OBP: 0.326, SLG: 0.420 (9, 7)										3	1	0	0	0	2	0																	
Roger Maris, L OBP: 0.372, SLG: 0.481 (1, 9)										4	1	2	1	0	0	0																	
Orlando Cepeda, R OBP: 0.418, SLG: 0.549 (1, 3)										3	0	0	0	1	1	1																	
Tim McCarver, L OBP: 0.410, SLG: 0.504 (1, 2)										2	2	0	0	2	0	2																	
Mike Shannon, R OBP: 0.324, SLG: 0.414 (1, 5)										4	2	2	2	0	2	2																	
Phil Gagliano, R OBP: 0.246, SLG: 0.248 (1, 4)										2	1	1	1	0	0	0																	
Ron Willis, R OBP: 0.500, SLG: 0.667 (8, 1)										1	0	1	2	0	0	0																	
Dal Maxvill, R OBP: 0.266, SLG: 0.261 (1, 6)										4	0	1	1	0	1	1																	
Jim Cosman, R OBP: 0.125, SLG: 0.125 (3, 1)										0	0	0	0	0	0	0																	
Hal Woodeshick, R ERA: 5.12 (7, PH)										2	0	0	0	0	2	0																	
Julian Javier, R OBP: 0.307, SLG: 0.404 (8, 4)										1	0	0	0	0	0	0																	
Inning Stats	R: 0 E: 0 K: 1 S: 5	H: 0 LOB: 0 BB: 0 P: 5	R: 0 E: 0 K: 1 S: 5	H: 0 LOB: 0 BB: 0 P: 5	R: 0 E: 0 K: 2 S: 7	H: 0 LOB: 0 BB: 0 P: 7	R: 0 E: 0 K: 0 S: 3	H: 0 LOB: 0 BB: 0 P: 3	R: 3 E: 0 K: 2 S: 9	H: 2 LOB: 0 BB: 1 P: 13	R: 0 E: 0 K: 1 S: 6	H: 1 LOB: 2 BB: 1 P: 10	R: 1 E: 0 K: 0 S: 4	H: 2 LOB: 0 BB: 0 P: 4	R: 4 E: 1 K: 1 S: 8	H: 2 LOB: 1 BB: 2 P: 16	1B: 2 2B: 2 3B: 1 HR: 2	SF: 0 SAC: 2 DP: 0 HBP: 0	WP: 0 PB: 0 SB: 1 CS: 0	PA: 35													
PITCHER	IP WLS BF H R ER SO BB IBB HBP BLK WP HR S P ERA WHIP																																
Ed Rakow, R ERA: 9.0 (1, 1)	5.0	18	2	3	3	6	1	0	0	0	0	0	0	29	33	5.40	0.600																
Ramon Hernandez, L ERA: 5.12 (6, 1)	2.0	L	12	4	4	4	1	1	1	0	0	0	0	12	20	18.00	2.500																
Jay Ritchie, R ERA: 4.0 (8, 1)	1.0		5	1	1	1	1	0	1	0	0	0	0	6	10	9.00	1.000																

Batter	1	2	3	4	5	6	7	8	9	AB	R	H	RBI	BB	SO	LOB	TOP			
Giraldo Ruiz, S OBP: 0.253, SLG: 0.287 (1, 6)	0-0 6-3		0-0 F6			0-0 1-3		0-0 CS 1B	4 0 1 0 0 0 1								Cincinnati Reds @ Atlanta Braves Atlanta Stadium, Atlanta, GA Tue Jul 25 1967, 7:05 PM EDT Att: 23,749 - Unknown AB 28 R 0 H 2 RBI 0 BB 1 SO 8 LOB 4 			
Vada Pinson, L OBP: 0.312, SLG: 0.417 (1, 8)	0-0 F6			0-0 4-3		0-0 F7		0-0 F8	4 0 0 0 0 0 1											
Pete Rose, S OBP: 0.372, SLG: 0.461 (1, 4)	0-3 K			0-3 K			0-0 6-3	0-0 CS	3 0 0 0 0 2 0											
Tony Perez, R OBP: 0.338, SLG: 0.529 (1, 5)		0-0 F4		4-0 FC6-4 BB			0-0 F7		2 0 0 0 1 0 0											
Deron Johnson, R OBP: 0.303, SLG: 0.417 (1, 3)		0-3 K		0-0 FC6-4			0-3 K		3 0 0 0 0 2 1											
Floyd Robinson, L OBP: 0.310, SLG: 0.338 (1, 9)		0-0 4-3			0-3 K			0-0 3-1	1 0 0 0 0 0 0											
Art Shamsky, L OBP: 0.260, SLG: 0.270 (4, 9)									2 0 0 0 0 1 0											
Lee May, R OBP: 0.286, SLG: 0.400 (1, 7)			0-0 F8		0-0 CS 1B			0-0 5-3	3 0 1 0 0 0 0											
Don Pavletich, R OBP: 0.340, SLG: 0.486 (1, 2)			0-3 K		0-3 K			0-0 F8	3 0 0 0 0 2 1											
Gary Nolan, R OBP: 0.222, SLG: 0.150 (1, 1)			0-0 E1			0-3 K			2 0 0 0 0 1 0											
Johnny Edwards, L OBP: 0.254, SLG: 0.246 (9, PH)								0-0 4-3	1 0 0 0 0 0 0											
Inning Stats	R: 0 E: 0 K: 1 S: 5	H: 0 LOB: 0 BB: 0 P: 5	R: 0 E: 0 K: 1 S: 5	H: 0 LOB: 0 BB: 0 P: 5	R: 0 E: 1 K: 1 S: 6	H: 0 LOB: 1 BB: 0 P: 6	R: 0 E: 0 K: 1 S: 5	H: 1 LOB: 1 BB: 0 P: 7	R: 0 E: 0 K: 1 S: 5	H: 0 LOB: 0 BB: 0 P: 5	R: 0 E: 0 K: 1 S: 5	H: 0 LOB: 0 BB: 0 P: 5	R: 0 E: 0 K: 0 S: 3	H: 0 LOB: 0 BB: 0 P: 3	R: 0 E: 0 K: 0 S: 3	H: 1 LOB: 0 BB: 0 P: 3	1B: 2 2B: 1 3B: 0 HR: 0	SF: 0 SAC: 0 DP: 1 HBP: 0	WP: 0 PB: 0 SB: 0 CS: 2	PA: 30
PITCHER Pat Jarvis, R ERA: 3.34 (1, 1)	IP: 9.0 WLS: W BF: 29 H: 2 R: 0 ER: 0 SO: 8 BB: 1 IBB: 0 HBP: 0 BLK: 0 WP: 0 HR: 0 S: 44 P: 48 ERA: 0.00 WHIP: 0.333															PITCHER				

Batter	1	2	3	4	5	6	7	8	9	AB	R	H	RBI	BB	SO	LOB	BOTTOM			
Felipe Alou, R OBP: 0.333, SLG: 0.454 (1, 9)	0-0 F3		0-0 E4			0-0 F3		0-0 SH3-4 1B	4 0 1 0 0 0 1								Cincinnati Reds @ Atlanta Braves Atlanta Stadium, Atlanta, GA Tue Jul 25 1967, 7:05 PM EDT Att: 23,749 - Unknown AB 29 R 1 H 5 RBI 1 BB 2 SO 5 LOB 11 			
Tito Francona, L OBP: 0.280, SLG: 0.295 (1, 3)	0-0 4-3		0-0 F7		0-0 F7			0-0 SH3-4	3 0 0 0 0 0 2											
Clete Boyer, R OBP: 0.295, SLG: 0.434 (1, 5)	0-0 F7			0-0 5-3		0-0 F6		0-3 K	4 0 0 0 0 1 1											
Joe Torre, R OBP: 0.371, SLG: 0.517 (1, 2)		0-0 F2		0-0 1-3		0-0 1B		4-0 1B	3 0 1 0 1 0 0											
Rico Carty, R OBP: 0.348, SLG: 0.425 (1, 7)		0-0 6-3		0-0 1B		0-0 F4		0-3 K	4 0 1 0 0 1 3											
Mack Jones, L OBP: 0.330, SLG: 0.414 (1, 8)		4-0 S BB		0-0 F3		0-0 F8			2 0 0 0 1 0 2											
Denis Menke, R OBP: 0.321, SLG: 0.322 (1, 6)		0-3 K			0-0 1B 3B			0-0 5-3	3 1 1 0 0 1 1											
Woody Woodward, R OBP: 0.293, SLG: 0.269 (1, 4)			0-0 F7		0-0 1B			0-0 F2	3 0 1 1 0 0 0											
Pat Jarvis, R OBP: 0.106, SLG: 0.087 (1, 1)			0-3 K		0-0 F1			0-3 K	3 0 0 0 0 2 1											
Inning Stats	R: 0 E: 0 K: 0 S: 3	H: 0 LOB: 0 BB: 1 P: 3	R: 0 E: 0 K: 1 S: 5	H: 0 LOB: 1 BB: 1 P: 9	R: 0 E: 1 K: 1 S: 6	H: 0 LOB: 1 BB: 0 P: 6	R: 0 E: 0 K: 0 S: 4	H: 1 LOB: 1 BB: 0 P: 4	R: 1 E: 0 K: 0 S: 5	H: 2 LOB: 1 BB: 0 P: 5	R: 0 E: 0 K: 0 S: 4	H: 1 LOB: 1 BB: 0 P: 4	R: 0 E: 0 K: 1 S: 5	H: 0 LOB: 0 BB: 0 P: 5	R: 0 E: 0 K: 2 S: 8	H: 1 LOB: 2 BB: 1 P: 12		1B: 4 2B: 0 3B: 1 HR: 0	SF: 0 SAC: 1 DP: 0 HBP: 0	WP: 0 PB: 0 SB: 1 CS: 0
PITCHER Gary Nolan, R ERA: 2.17 (1, 1)	IP: 8.0 WLS: L BF: 32 H: 5 R: 1 ER: 1 SO: 5 BB: 1 IBB: 1 HBP: 0 BLK: 0 WP: 0 HR: 0 S: 40 P: 48 ERA: 1.12 WHIP: 0.750															PITCHER				

Batter	1	2	3	4	5	6	7	8	9	AB	R	H	RBI	BB	SO	LOB	TOP										
Tommy Harper, R OBP: 0.324, SLG: 0.335 (1, 9)	0-0 4-3			0-0 1-3		0-3 K		0-0 SH1-3	0-0 FC1-4 3B	4	1	0	0	0	1	1	Cincinnati Reds @ Atlanta Braves Atlanta Stadium, Atlanta, GA Wed Jul 26 1967, 7:05 PM EDT Att: 26,991 - Unknown										
Giraldo Ruiz, S OBP: 0.284, SLG: 0.316 (1, 6)	0-0 F2			0-0 G1-6-3 1B			0-0 6-3	0-0 2B 2B	0-0 3B	5	1	3	2	0	0	0											
Pete Rose, S OBP: 0.373, SLG: 0.463 (1, 4)	0-0 4-3			0-0 G1-6-3 1-2			0-0 1B	0-0 2B	0-0 F8	5	0	2	1	0	0	2											
Vada Pinson, L OBP: 0.312, SLG: 0.415 (1, 8)		0-3 K2-3			0-0 E7 PB		0-0 1B WP	0-3 K		4	1	1	0	0	2	1											
Tony Perez, R OBP: 0.340, SLG: 0.527 (1, 5)		0-0 F8			0-3 K		0-0 1B WP HR	1-0		3	1	1	0	0	1	1											
Deron Johnson, R OBP: 0.302, SLG: 0.425 (1, 3)		0-0 F8			0-3 K2-3		0-0 1B HR	0-3 K		4	1	1	2	0	2	3											
Lee May, R OBP: 0.289, SLG: 0.406 (1, 7)			0-3 K		0-0 F6		0-0 1B		0-0 SH1-3 SH 2B	4	1	2	0	0	1	1											
Johnny Edwards, L OBP: 0.248, SLG: 0.241 (1, 2)			0-0 F8		0-0 F3		0-0 G3		0-0 SH1-3	3	0	0	0	0	0	1											
Mel Queen, L OBP: 0.208, SLG: 0.196 (1, 1)			0-0 4-3		0-0 F7			0-0 SH1-3 2B 1B	0-0 SH FC1-4	3	1	1	1	0	0	0											
Ted Abernathy, R OBP: 0.125, SLG: 0.125 (9, 1)										0	0	0	0	0	0	0											
Inning Stats	R: 0 E: 0 K: 0 S: 3	H: 0 LOB: 0 BB: 0 P: 3	R: 0 E: 0 K: 1 S: 5	H: 0 LOB: 0 BB: 0 P: 5	R: 0 E: 0 K: 1 S: 5	H: 1 LOB: 0 BB: 0 P: 3	R: 0 E: 1 K: 2 S: 8	H: 0 LOB: 1 BB: 0 P: 8	R: 3 E: 0 K: 0 S: 7	H: 5 LOB: 1 BB: 0 P: 7	R: 2 E: 0 K: 2 S: 10	H: 3 LOB: 2 BB: 0 P: 11	R: 2 E: 0 K: 0 S: 6	H: 2 LOB: 1 BB: 0 P: 6	1B: 6 2B: 3 3B: 1 HR: 1	SF: 0 SAC: 3 DP: 1 HBP: 1	WP: 2 PB: 1 CS: 0	PA: 39									
PITCHER	IP	WLS	BF	H	R	ER	SO	BB	IBB	HBP	BLK	WP	HR	S	P	ERA	WHIP										
Phil Niekro, R ERA: 1.61 (1, 1)	6.2	L	25	6	3	3	5	0	0	0	0	1	1	35	35	4.05	0.900										
Ramon Hernandez, L ERA: 5.57 (7, 1)	0.2		4	2	2	2	0	0	0	0	0	0	0	4	4	27.00	3.000										
Cecil Upshaw, R ERA: 2.16 (8, 1)	0.2		4	1	0	0	2	0	0	1	0	0	0	7	8	0.00	1.500										
Claude Raymond, R ERA: 3.07 (9, 1)	1.0		6	2	2	2	0	0	0	0	0	0	0	6	6	18.00	2.000										

Batter	1	2	3	4	5	6	7	8	9	AB	R	H	RBI	BB	SO	LOB	BOTTOM										
Felipe Alou, R OBP: 0.332, SLG: 0.452 (1, 9)	0-3 K		0-0 6-3			0-0 SH3-4 1B		0-0 F5		4	1	1	0	0	1	0	Cincinnati Reds @ Atlanta Braves Atlanta Stadium, Atlanta, GA Wed Jul 26 1967, 7:05 PM EDT Att: 26,991 - Unknown										
Tito Francona, L OBP: 0.281, SLG: 0.295 (1, 3)	0-0 BB 1B		0-3 K			0-0 SH3-4		0-0 3-1		3	0	1	0	0	1	0											
Clete Boyer, R OBP: 0.298, SLG: 0.438 (1, 5)	0-0 F9			0-3 K		0-0 1B		0-0 2B		4	0	2	1	0	1	1											
Mack Jones, L OBP: 0.329, SLG: 0.410 (1, 8)	4-0 BB 1-2 BB			0-0 B1-3		0-3 K		0-3 K	0-3 K	3	0	0	0	1	2	2											
Rico Carty, R OBP: 0.343, SLG: 0.418 (1, 7)	0-3 K			0-0 4-3		0-0 F9		0-0 F1		4	0	0	0	0	1	4											
Denis Menke, R OBP: 0.317, SLG: 0.318 (1, 6)		0-3 K			0-0 F8		0-0 F4		0-0 1-3	4	0	0	0	0	1	1											
Woody Woodward, R OBP: 0.291, SLG: 0.267 (1, 4)		0-0 F4			0-3 K		0-0 5-3			2	0	0	0	0	1	0											
Charlie Lau, L OBP: 0.226, SLG: 0.222 (7, PH)										1	0	0	0	0	0	0											
Marty Martinez, S OBP: 0.357, SLG: 0.250 (8, 4)										0	0	0	0	0	0	0											
Bob Uecker, R OBP: 0.210, SLG: 0.195 (1, 2)		0-0 5-3			0-0 1B		0-0 F6			3	0	1	0	0	0	0											
Phil Niekro, R OBP: 0.207, SLG: 0.185 (1, 1)			0-3 K					0-3 K		2	0	0	0	0	2	1											
Ramon Hernandez, S OBP: 0.226, SLG: 0.222 (7, PH)										0	0	0	0	0	0	0											
Cecil Upshaw, R OBP: 0.247, SLG: 0.395 (8, PH)										0	0	0	0	0	0	0											
Miguel de la Hoz, R OBP: 0.247, SLG: 0.395 (8, PH)										1	0	0	0	0	1	0											
Claude Raymond, R OBP: 0.353, SLG: 0.266 (9, 1)										0	0	0	0	0	0	0											
Inning Stats	R: 0 E: 0 K: 2 S: 8	H: 1 LOB: 2 BB: 1 P: 12	R: 0 E: 0 K: 1 S: 5	H: 0 LOB: 0 BB: 0 P: 5	R: 0 E: 0 K: 2 S: 7	H: 0 LOB: 0 BB: 0 P: 7	R: 0 E: 0 K: 1 S: 5	H: 0 LOB: 0 BB: 0 P: 5	R: 0 E: 0 K: 2 S: 8	H: 1 LOB: 1 BB: 0 P: 8	R: 1 E: 0 K: 1 S: 7	H: 2 LOB: 1 BB: 0 P: 7	R: 0 E: 0 K: 0 S: 3	H: 0 LOB: 0 BB: 0 P: 3	R: 0 E: 0 K: 1 S: 5	H: 0 LOB: 0 BB: 0 P: 5	R: 0 E: 0 K: 1 S: 6	H: 1 LOB: 1 BB: 0 P: 6	1B: 4 2B: 1 3B: 0 HR: 0	SF: 0 SAC: 1 DP: 0 HBP: 0	WP: 0 PB: 0 CS: 0	PA: 33					
PITCHER	IP	WLS	BF	H	R	ER	SO	BB	IBB	HBP	BLK	WP	HR	S	P	ERA	WHIP										
Mel Queen, R ERA: 3.03 (1, 1)	8.0	W	30	5	1	1	10	1	0	0	0	0	0	49	53	1.12	0.750										
Ted Abernathy, R ERA: 1.56 (9, 1)	1.0	S	3	0	0	0	1	0	0	0	0	0	0	5	5	0.00	0.000										




Batter	1	2	3	4	5	6	7	8	9	AB	R	H	RBI	BB	SO	LOB	TOP								
Tommy Harper, R OBP: 0.326, SLG: 0.338 (1, 9)	F9		F6				K			5	0	2	0	0	1	0	Cincinnati Reds @ Atlanta Braves Atlanta Stadium, Atlanta, GA Thu Jul 27 1967, 7:05 PM EDT Att: 15,220 - Unknown								
Giraldo Ruiz, S OBP: 0.256, SLG: 0.306 (1, 6)	4-3			6-3	F9		E4		F7	5	0	0	0	0	3										
Pete Rose, S OBP: 0.369, SLG: 0.458 (1, 4)	4-3			F7		4-3	F8			4	0	0	0	0	1										
Vada Pinson, L OBP: 0.316, SLG: 0.421 (1, 8)								F6		4	0	3	0	0	0										
Tony Perez, R OBP: 0.342, SLG: 0.525 (1, 5)										3	0	1	0	1	2										
Deron Johnson, R OBP: 0.302, SLG: 0.421 (1, 3)										3	0	0	0	1	2										
Lee May, R OBP: 0.289, SLG: 0.404 (1, 7)										4	1	1	0	0	1										
Johnny Edwards, L OBP: 0.248, SLG: 0.241 (1, 2)										4	0	1	0	0	1										
Sammy Ellis, L Bob Lee, R Jim Maloney, L Jack Baldschun, R Don Nottebart, R Mike Osborn, L Don Nottlebart, R Jake Wood, R Ted Abernathy, R Archie Gooden, R Archie Gooden, R (1, 1)										0	0	0	0	0	0	0	REDS								
Inning Stats	R: 0 E: 0 K: 0 S: 3	H: 0 LOB: 0 BB: 0 P: 3	R: 0 E: 0 K: 3 S: 10	H: 1 LOB: 1 BB: 0 P: 10	R: 0 E: 0 K: 1 S: 5	H: 0 LOB: 0 BB: 0 P: 5	R: 0 E: 0 K: 0 S: 4	H: 1 LOB: 1 BB: 0 P: 4	R: 1 E: 0 K: 0 S: 6	H: 3 LOB: 2 BB: 0 P: 6	R: 0 E: 0 K: 0 S: 4	H: 1 LOB: 3 BB: 2 P: 12	R: 0 E: 1 K: 1 S: 6	H: 0 LOB: 0 BB: 0 P: 6	R: 0 E: 0 K: 0 S: 4	H: 1 LOB: 1 BB: 0 P: 4		R: 0 E: 0 K: 0 S: 4	H: 1 LOB: 1 BB: 0 P: 4	1B: 7 2B: 1 3B: 0 HR: 0	SF: 1 SAC: 0 DP: 0 HBP: 0	WP: 0 PB: 0 SB: 0 CS: 0	PA: 38		
PITCHER	IP	WLS	BF	H	R	ER	SO	BB	IBB	HBP	BLK	WP	HR	S	P	ERA	WHIP								
Ken Johnson, R ERA: 2.75 Jay Ritchie, R ERA: 3.7 (1, 1) (6, 1)	5.1	W	23	6	1	1	4	1	0	0	0	0	0	30	34	1.69	1.312								

Batter	1	2	3	4	5	6	7	8	9	AB	R	H	RBI	BB	SO	LOB	BOTTOM									
Felipe Alou, R OBP: 0.332, SLG: 0.458 (1, 3)		F8		K		F6				4	1	1	1	0	1	0	Cincinnati Reds @ Atlanta Braves Atlanta Stadium, Atlanta, GA Thu Jul 27 1967, 7:05 PM EDT Att: 15,220 - Unknown									
Gary Geiger, L OBP: 0.321, SLG: 0.271 (1, 8)	E3	F7		F8			F7			4	1	0	0	0	0											
Hank Aaron, R OBP: 0.395, SLG: 0.618 (1, 9)										4	1	2	2	0	1											
Joe Torre, R OBP: 0.369, SLG: 0.513 (1, 2)										4	0	1	0	0	1											
Clete Boyer, R OBP: 0.300, SLG: 0.438 (1, 5)										4	1	2	0	0	0											
Rico Carty, R OBP: 0.342, SLG: 0.414 (1, 7)										3	0	0	0	1	2											
Denis Menke, R OBP: 0.316, SLG: 0.315 (1, 6)										3	0	0	0	1	0											
Woody Woodward, R OBP: 0.291, SLG: 0.267 (1, 4)										3	0	1	1	0	2											
Ken Johnson, R OBP: 0.192, SLG: 0.106 Jay Ritchie, R OBP: 0.333, SLG: 0.556 (1, 1) (6, 1)										2	0	0	0	0	2	2	Braves									
Inning Stats	R: 4 E: 1 K: 2 S: 13	H: 5 LOB: 2 BB: 0 P: 13	R: 0 E: 0 K: 0 S: 4	H: 1 LOB: 1 BB: 0 P: 4	R: 0 E: 0 K: 2 S: 7	H: 0 LOB: 1 BB: 1 P: 11	R: 0 E: 0 K: 2 S: 7	H: 0 LOB: 0 BB: 0 P: 7	R: 0 E: 0 K: 1 S: 6	H: 1 LOB: 2 BB: 1 P: 10	R: 0 E: 0 K: 1 S: 5	H: 0 LOB: 0 BB: 0 P: 5	R: 0 E: 0 K: 1 S: 5	H: 0 LOB: 0 BB: 0 P: 5	R: 0 E: 0 K: 0 S: 3	H: 0 LOB: 0 BB: 0 P: 3		1B: 5 2B: 0 3B: 0 HR: 2	SF: 0 SAC: 0 DP: 0 HBP: 0	WP: 1 PB: 0 SB: 0 CS: 0	PA: 34					
PITCHER	IP	WLS	BF	H	R	ER	SO	BB	IBB	HBP	BLK	WP	HR	S	P	ERA	WHIP									
Sammy Ellis, R ERA: 3.93 Bob Lee, R ERA: 4.02 Jack Baldschun, R ERA: 4.26 Don Nottebart, R ERA: 1.7 Ted Abernathy, R ERA: 1.53 (1, 1) (1, 1) (3, 1) (5, 1) (7, 1)	0.0	L	4	3	4	2	0	0	0	0	0	0	1	0	13	13	0.00	1.500								

Batter	1	2	3	4	5	6	7	8	9	AB	R	H	RBI	BB	SO	LOB	TOP								
Lou Brock, L OBP: 0.304, SLG: 0.454 (1, 7)	F8	K		K		G3		1B 1B		5	0	1	0	0	2	2	St. Louis Cardinals @ Atlanta Braves Atlanta Stadium, Atlanta, GA Fri Jul 28 1967, 7:05 PM EDT Att: 41,255 - Unknown								
Julian Javier, R OBP: 0.314, SLG: 0.417 (1, 4)	F9 WP BB		K		F8	6-3		1B G4-3 1B		4	0	1	0	1	1	0									
Curt Flood, R OBP: 0.365, SLG: 0.393 (1, 8)	1-2 BB		5-3		1B 2B 1B	HR 1B		G4-3 1-2 1B		4	2	2	0	1	0	2									
Orlando Cepeda, R OBP: 0.415, SLG: 0.560 (1, 3)	F9 2-3		HR		1B 2B 1B	HR 1B		F8		5	3	3	3	0	0	2									
Mike Shannon, R OBP: 0.319, SLG: 0.399 (1, 5)	P3		4-3		F7 1B	6-3		E6 F9 BB 1B		5	1	0	0	0	0	4									
Tim McCarver, L OBP: 0.404, SLG: 0.495 (1, 2)		F8		2B E 1B	1B 2B		L6-3 HBP	1B 1-2 BB		3	2	2	2	1	0	0									
Roger Maris, L OBP: 0.375, SLG: 0.471 (1, 9)	1B BB		E9 1B 2B		1B IBB		K	F9		3	1	1	0	2	1	3									
Dal Maxvill, R OBP: 0.279, SLG: 0.273 (1, 6)	1-3 1B		2H 1B		1-2 2H 1B		L6-3	1-2 3H 1B		5	0	4	3	0	0	1									
Dick Hughes, R OBP: 0.163, SLG: 0.146 (1, 1)	K		K		L7			F7	K	5	0	0	0	0	3	6									
Inning Stats	R: 0 E: 0 K: 0 S: 3	H: 0 LOB: 2 BB: 2 P: 11	R: 0 E: 0 K: 2 S: 8	H: 1 LOB: 2 BB: 1 P: 12	R: 1 E: 0 K: 1 S: 6	H: 1 LOB: 0 BB: 0 P: 6	R: 2 E: 1 K: 2 S: 9	H: 3 LOB: 0 BB: 0 P: 9	R: 3 E: 0 K: 0 S: 7	H: 4 LOB: 2 BB: 1 P: 11	R: 2 E: 0 K: 0 S: 5	H: 2 LOB: 0 BB: 0 P: 5	R: 0 E: 0 K: 1 S: 4	H: 0 LOB: 0 BB: 0 P: 5	R: 0 E: 0 K: 0 S: 4	H: 2 LOB: 1 BB: 0 P: 4	R: 1 E: 1 K: 1 S: 7	H: 1 LOB: 2 BB: 1 P: 11	1B: 10 2B: 3 3B: 0 HR: 2	SF: 0 SAC: 0 DP: 2 HBP: 1	WP: 1 PB: 0 CS: 0	PA: 45			
PITCHER	IP	WLS	BF	H	R	ER	SO	BB	IBB	HBP	BLK	WP	HR	S	P	ERA	WHIP								
Denny Lemaster, L ERA: 3.32 (1, 1)	4.2	L	24	8	6	6	5	3	0	0	0	1	1	31	43	11.57	2.357								
Cecil Upshaw, R ERA: 2.08 (5, 1)	0.1		3	1	0	0	0	0	1	0	0	0	0	2	6	0.00	3.000								
Ed Rakow, R ERA: 10.29 (6, 1)	1.0		5	2	2	2	0	0	0	0	0	0	1	5	5	18.00	2.000								
Dick Kelley, L ERA: 4.9 (7, 1)	2.0		7	2	0	0	1	0	0	1	0	0	0	8	9	0.00	1.000								
Ramon Hernandez, L ERA: 5.4 (9, 1)	1.0		6	1	1	0	1	1	0	0	0	0	0	7	11	0.00	2.000								

AB	39
R	9
H	14
RBI	8
BB	5
SO	7
LOB	20



Batter	1	2	3	4	5	6	7	8	9	AB	R	H	RBI	BB	SO	LOB	BOTTOM								
Felipe Alou, R OBP: 0.328, SLG: 0.454 (1, 3)	6-3		SF8		K			5-3		3	0	0	1	0	1	1	St. Louis Cardinals @ Atlanta Braves Atlanta Stadium, Atlanta, GA Fri Jul 28 1967, 7:05 PM EDT Att: 41,255 - Unknown								
Gary Geiger, L OBP: 0.318, SLG: 0.260 (1, 8)	3-1		P4			K		BLK 1B BB		3	0	0	0	1	1	2									
Hank Aaron, R OBP: 0.396, SLG: 0.617 (1, 9)	K		K			1B		BLK 1B		4	0	2	0	0	2	2									
Joe Torre, R OBP: 0.365, SLG: 0.508 (1, 2)		F7		K		F3		4-3		3	0	0	0	0	1	1									
Dick Kelley, R OBP: 0.313, SLG: 0.333 (7, 1)										0	0	0	0	0	0	0									
Tito Francona, L OBP: 0.280, SLG: 0.294 (8, PH)										1	0	0	0	0	0	2									
Ramon Hernandez, S ERA: 5.4 (9, 1)										0	0	0	0	0	0	0									
Clete Boyer, R OBP: 0.297, SLG: 0.433 (1, 5)	F8		F5		4-3			F8		4	0	0	0	0	0	1									
Rico Carty, R OBP: 0.338, SLG: 0.407 (1, 7)	4-3		K			F8		5-3		4	0	0	0	0	1	0									
Denis Menke, R OBP: 0.318, SLG: 0.320 (1, 6)			1B SF8 2B		F8		F6	1B		4	1	2	0	0	0	0									
Woody Woodward, R OBP: 0.294, SLG: 0.268 (1, 4)			SF8 1B BB		1B		5-3			3	0	1	0	1	0	1									
Denny Lemaster, R OBP: 0.140, SLG: 0.125 (5, 1)					F8			5-3		1	0	1	0	0	0	0									
Charlie Lau, L OBP: 0.219, SLG: 0.214 (5, PH)										1	0	0	0	0	0	1									
Ed Rakow, S (6, 1)										0	0	0	0	0	0	0									
Bob Uecker, R OBP: 0.208, SLG: 0.194 (7, 2)			1-2 2-3 1B							1	0	0	0	0	0	0									
Inning Stats	R: 0 E: 0 K: 1 S: 5	H: 0 LOB: 0 BB: 0 P: 5	R: 0 E: 0 K: 0 S: 3	H: 0 LOB: 0 BB: 0 P: 3	R: 1 E: 0 K: 1 S: 7	H: 2 LOB: 2 BB: 1 P: 11	R: 0 E: 0 K: 2 S: 7	H: 0 LOB: 0 BB: 0 P: 7	R: 0 E: 0 K: 1 S: 6	H: 1 LOB: 1 BB: 0 P: 6	R: 0 E: 0 K: 1 S: 6	H: 1 LOB: 1 BB: 0 P: 6	R: 0 E: 0 K: 0 S: 3	H: 0 LOB: 0 BB: 0 P: 3	R: 0 E: 0 K: 0 S: 4	H: 1 LOB: 2 BB: 1 P: 8	R: 0 E: 0 K: 0 S: 4	H: 1 LOB: 1 BB: 0 P: 4	1B: 5 2B: 1 3B: 0 HR: 0	SF: 1 SAC: 0 DP: 0 HBP: 0	WP: 0 PB: 0 CS: 0	PA: 35			
PITCHER	IP	WLS	BF	H	R	ER	SO	BB	IBB	HBP	BLK	WP	HR	S	P	ERA	WHIP								
Dick Hughes, R ERA: 3.17 (1, 1)	9.0	W	35	6	1	1	6	2	0	0	1	0	0	45	53	1.00	0.889								



Batter	1	2	3	4	5	6	7	8	9	AB	R	H	RBI	BB	SO	LOB	TOP					
Lou Brock, L OBP: 0.304, SLG: 0.454 (1, 7)	SH1-3 G3 2B		K		4-3			6-3		4	1	1	0	0	1	0						
Curt Flood, R OBP: 0.361, SLG: 0.389 (1, 8)	SH1-3		F9		F8			F9		3	0	0	0	0	0	0						
Roger Maris, L OBP: 0.376, SLG: 0.481 (1, 9)	G3			1B HR BB				F9		3	2	1	2	1	0	0						
Orlando Cepeda, R OBP: 0.416, SLG: 0.568 (1, 3)	HR			HR 1B				F3		4	2	2	1	0	0	0						
Tim McCarver, L OBP: 0.402, SLG: 0.502 (1, 2)	K			HR				F8		4	1	1	3	0	1	0						
Mike Shannon, R OBP: 0.318, SLG: 0.397 (1, 5)					P4			K		4	0	1	0	0	1	0						
Julian Javier, R OBP: 0.311, SLG: 0.413 (1, 4)					P4					3	0	0	0	0	1	1						
Dal Maxvill, R OBP: 0.276, SLG: 0.270 (1, 6)					L4-3			L5		3	0	0	0	0	1	1						
Steve Carlton, L OBP: 0.178, SLG: 0.186 (1, 1)										3	0	0	0	0	0	0						
Joe Hoerner, R OBP: 0.222, SLG: 0.222 (9, 1)					3-1			F5		0	0	0	0	0	0	0						
Inning Stats	R: 2 E: 0 K: 1 S: 7	H: 2 LOB: 0 BB: 7	R: 0 E: 0 K: 0 S: 3	H: 1 LOB: 0 BB: 3	R: 0 E: 0 K: 1 S: 5	H: 0 LOB: 0 BB: 5	R: 3 E: 0 K: 1 S: 7	H: 2 LOB: 0 BB: 11	R: 0 E: 0 K: 0 S: 3	H: 0 LOB: 0 BB: 3	R: 1 E: 0 K: 1 S: 6	H: 1 LOB: 0 BB: 6	R: 0 E: 0 K: 0 S: 5	H: 0 LOB: 0 BB: 5	R: 0 E: 0 K: 0 S: 3	H: 0 LOB: 0 BB: 3	1B: 2 2B: 2 3B: 0 HR: 3	SF: 0 SAC: 1 DP: 1 HBP: 0	WP: 0 PB: 0 CS: 0	PA: 33		
PITCHER	IP WLS BF H R ER SO BB IBB HBP BLK WP HR S P ERA WHIP	IP WLS BF H R ER SO BB IBB HBP BLK WP HR S P ERA WHIP	IP WLS BF H R ER SO BB IBB HBP BLK WP HR S P ERA WHIP	IP WLS BF H R ER SO BB IBB HBP BLK WP HR S P ERA WHIP	IP WLS BF H R ER SO BB IBB HBP BLK WP HR S P ERA WHIP	IP WLS BF H R ER SO BB IBB HBP BLK WP HR S P ERA WHIP	IP WLS BF H R ER SO BB IBB HBP BLK WP HR S P ERA WHIP	IP WLS BF H R ER SO BB IBB HBP BLK WP HR S P ERA WHIP	IP WLS BF H R ER SO BB IBB HBP BLK WP HR S P ERA WHIP	IP WLS BF H R ER SO BB IBB HBP BLK WP HR S P ERA WHIP	IP WLS BF H R ER SO BB IBB HBP BLK WP HR S P ERA WHIP	IP WLS BF H R ER SO BB IBB HBP BLK WP HR S P ERA WHIP	IP WLS BF H R ER SO BB IBB HBP BLK WP HR S P ERA WHIP	IP WLS BF H R ER SO BB IBB HBP BLK WP HR S P ERA WHIP	IP WLS BF H R ER SO BB IBB HBP BLK WP HR S P ERA WHIP	IP WLS BF H R ER SO BB IBB HBP BLK WP HR S P ERA WHIP	IP WLS BF H R ER SO BB IBB HBP BLK WP HR S P ERA WHIP	IP WLS BF H R ER SO BB IBB HBP BLK WP HR S P ERA WHIP	IP WLS BF H R ER SO BB IBB HBP BLK WP HR S P ERA WHIP	IP WLS BF H R ER SO BB IBB HBP BLK WP HR S P ERA WHIP	IP WLS BF H R ER SO BB IBB HBP BLK WP HR S P ERA WHIP	IP WLS BF H R ER SO BB IBB HBP BLK WP HR S P ERA WHIP
Tony Cloninger, R ERA: 5.37 (1, 1)	3.0	14	5	5	5	2	1	0	0	0	0	0	0	0	0	0	15.00	2.000				
Jay Ritchie, R ERA: 3.55 (4, 1)	2.0	6	0	0	0	1	0	0	0	0	0	0	0	0	0	0	0.00	0.000				
Cecil Upshaw, R ERA: 2.53 (6, 1)	2.0	7	1	1	1	2	0	0	0	0	0	1	11	11	8	4.50	0.500					
Ramon Hernandez, L ERA: 5.09 (8, 1)	2.0	6	0	0	0	0	0	0	0	0	0	0	0	6	6	0.00	0.000					

St. Louis Cardinals @ Atlanta Braves
Atlanta Stadium, Atlanta, GA
Sat Jul 29 1967, 7:05 PM EDT
Att: 35,243 - Unknown

AB 31
R 6
H 6
RBI 6
BB 1
SO 5
LOB 2

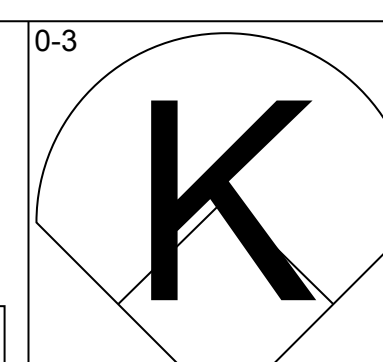
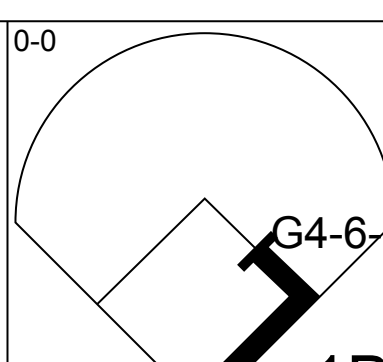
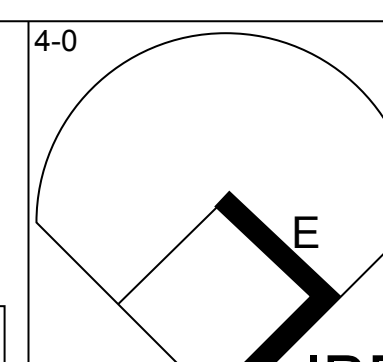
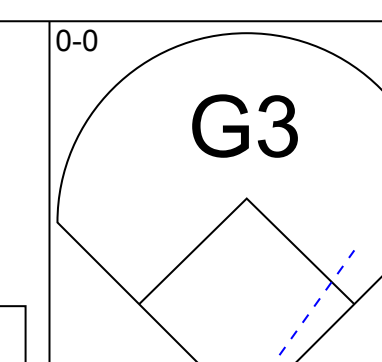
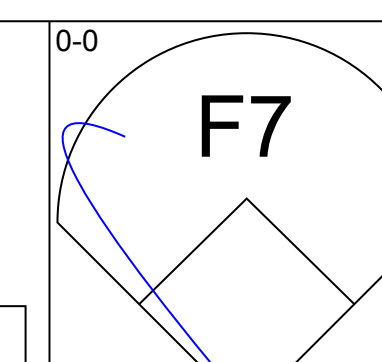
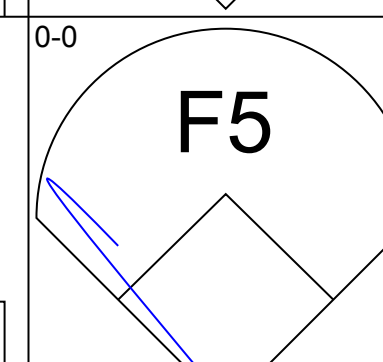
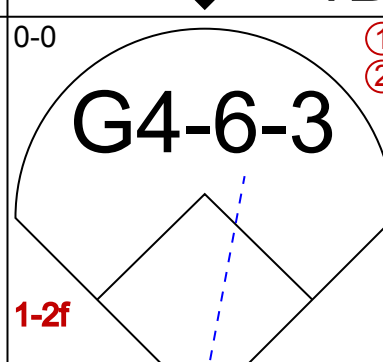
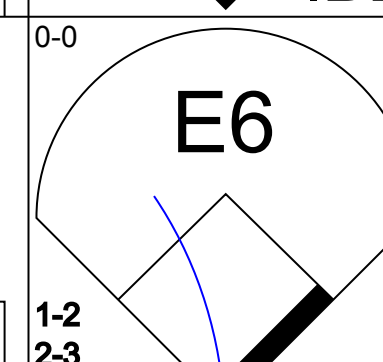
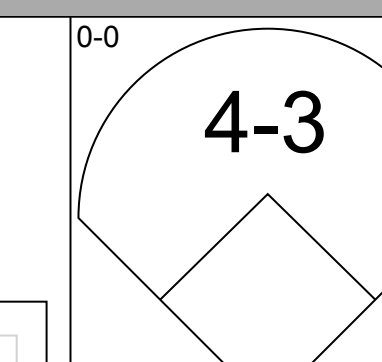
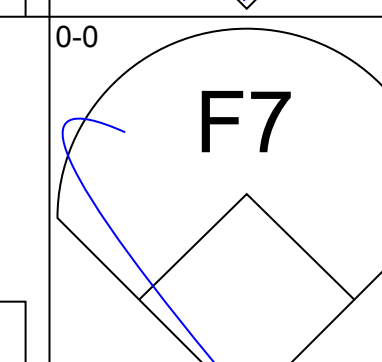
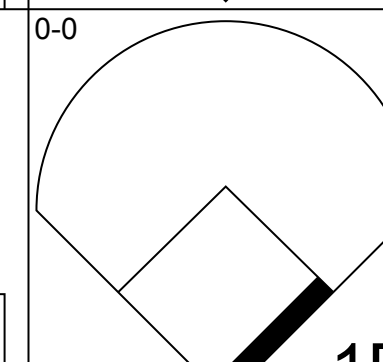
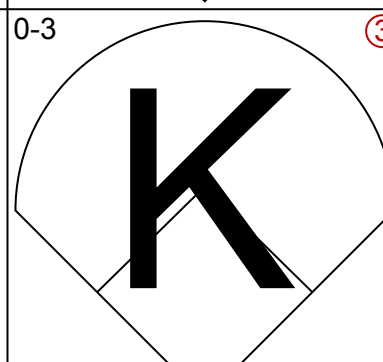
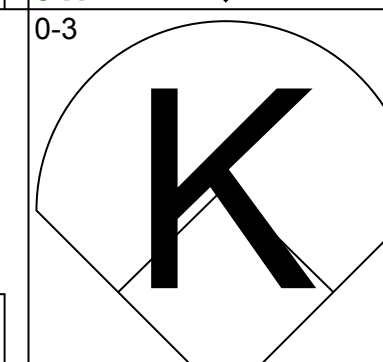
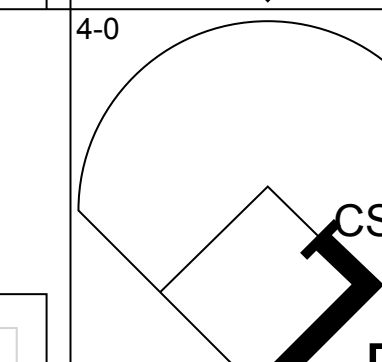
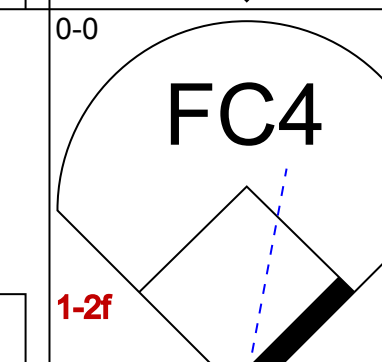
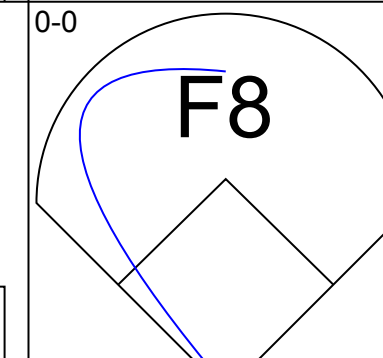
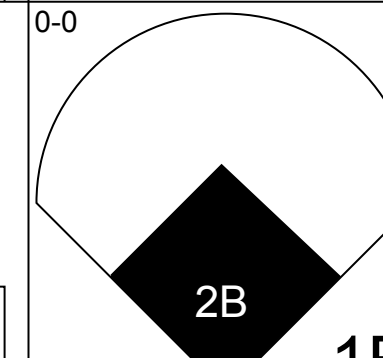
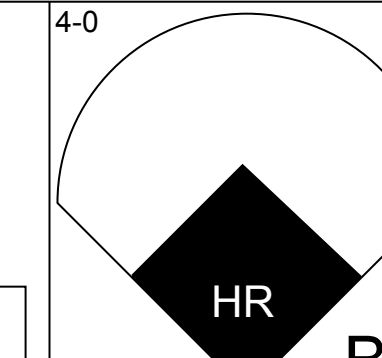
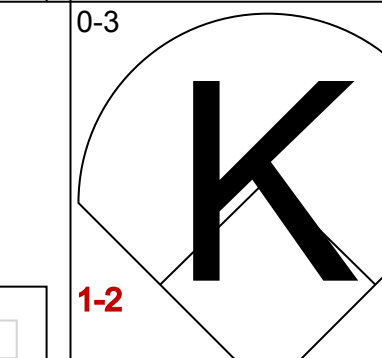
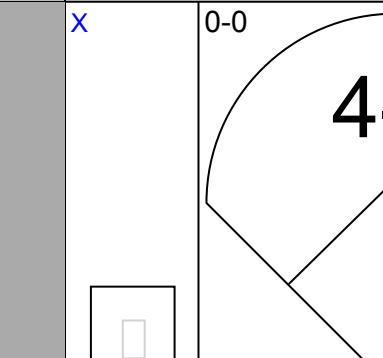
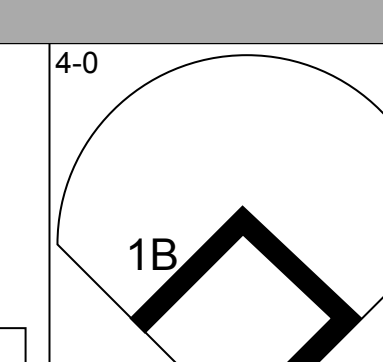
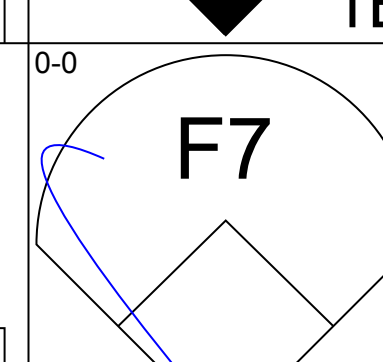
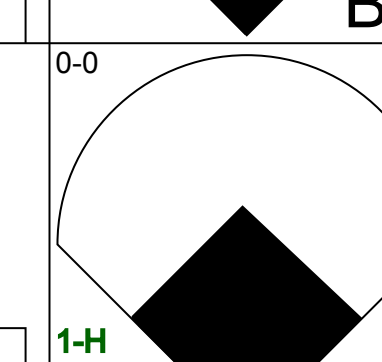
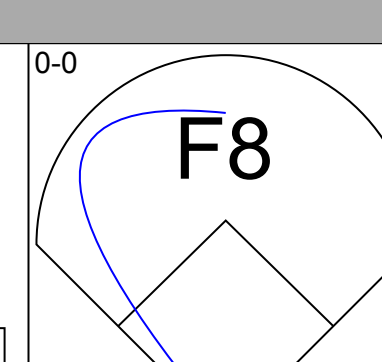
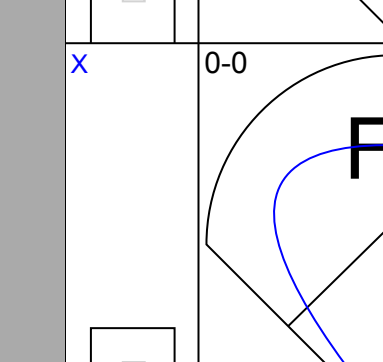
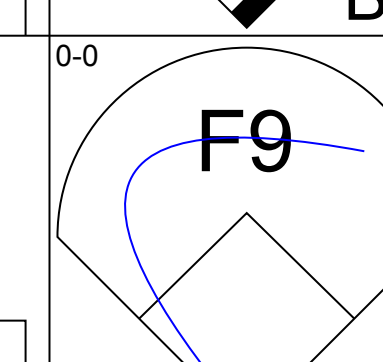
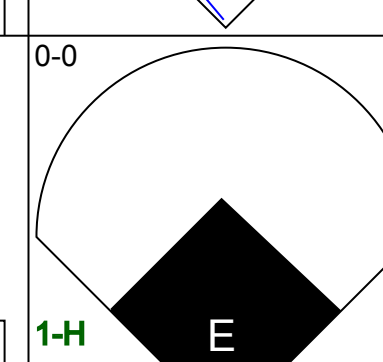
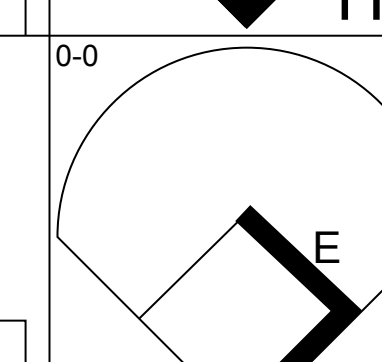
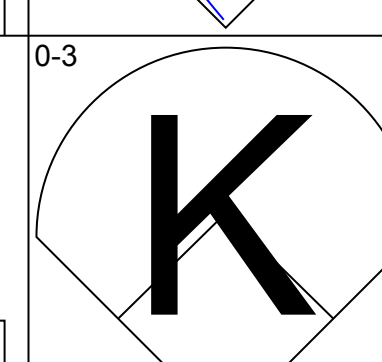
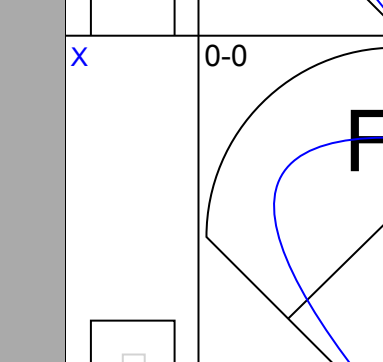
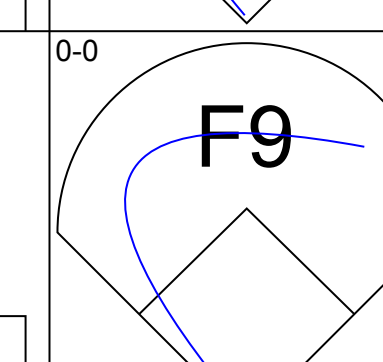
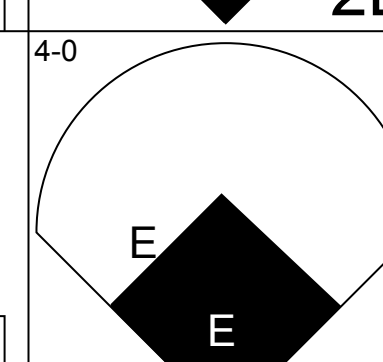
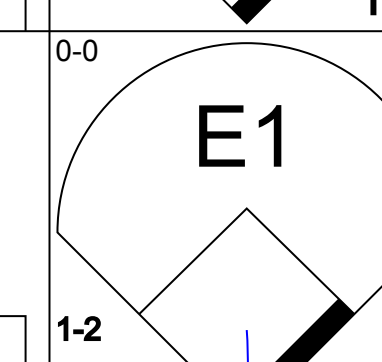
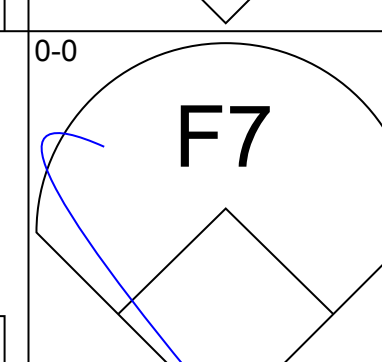
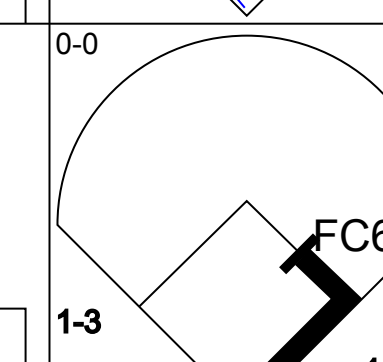
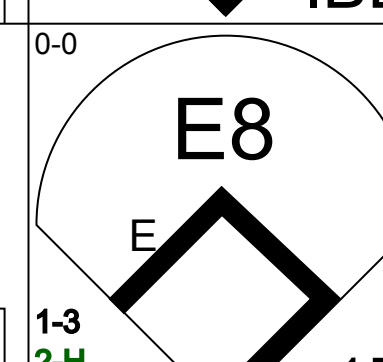
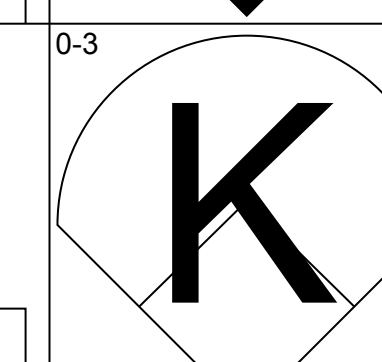
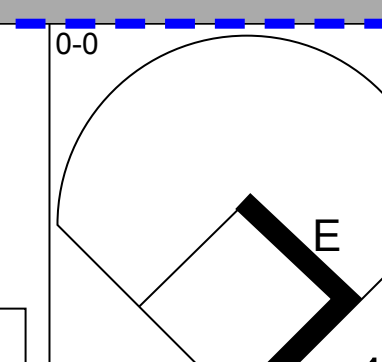
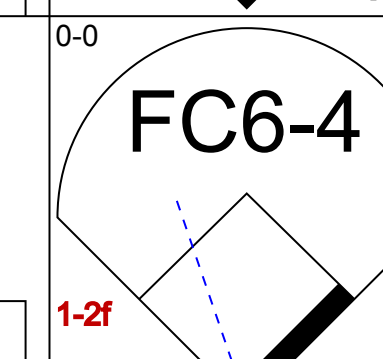
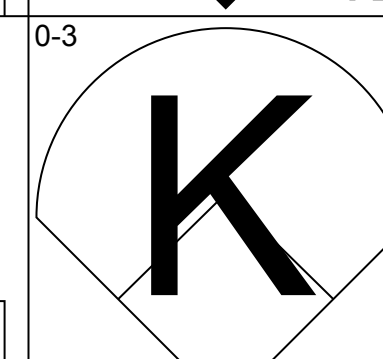
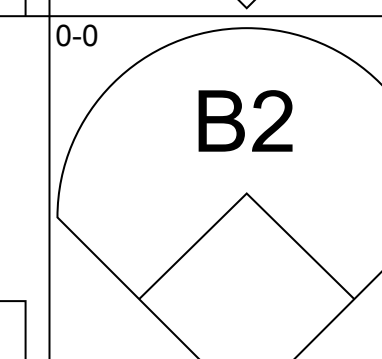
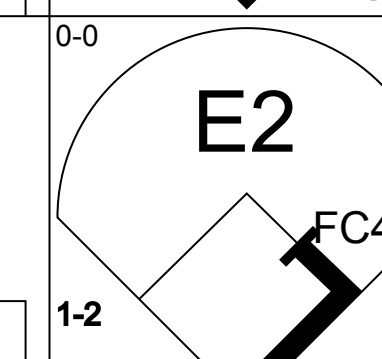


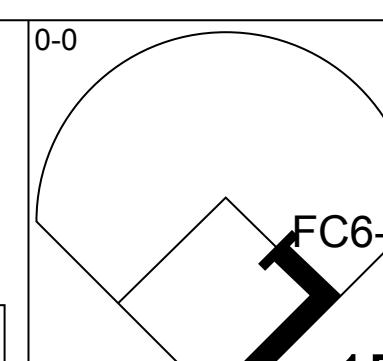
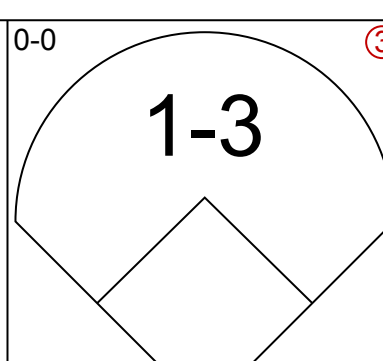
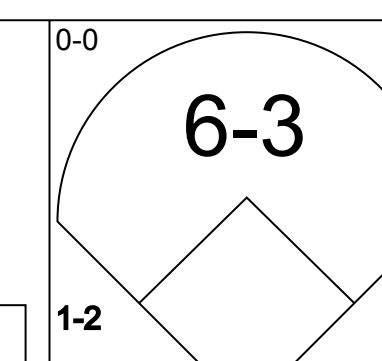
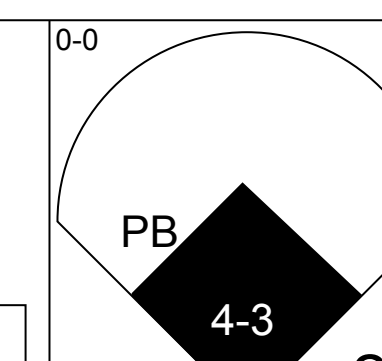
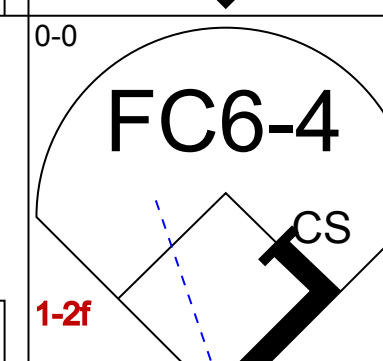
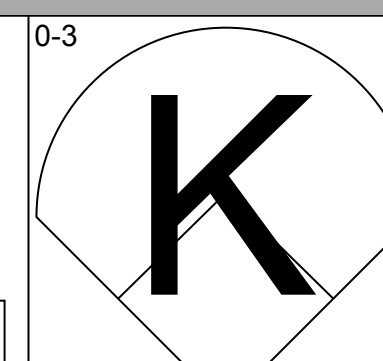
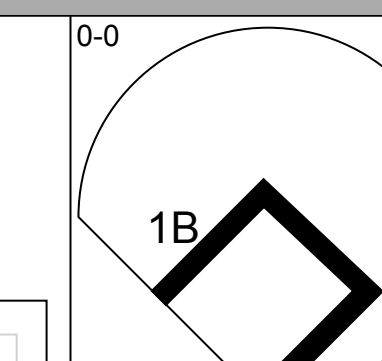
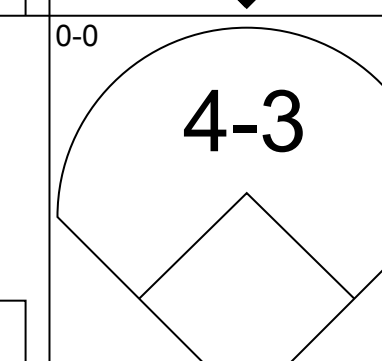
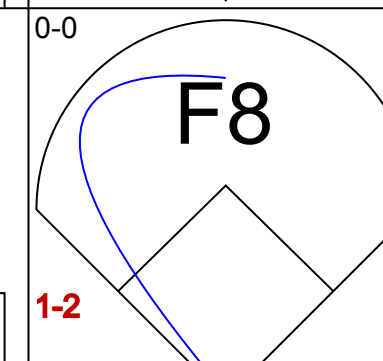
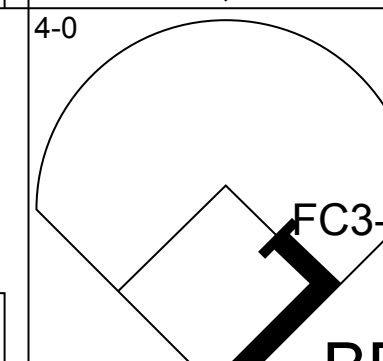
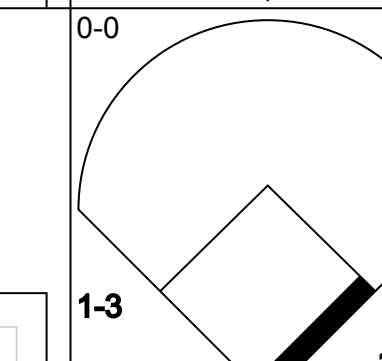
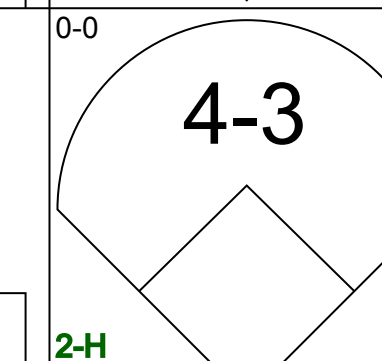
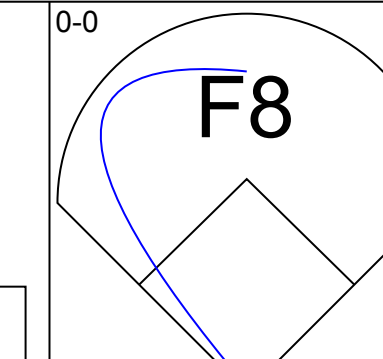
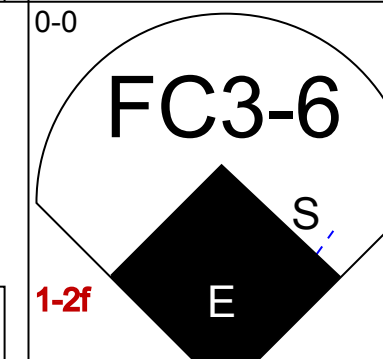
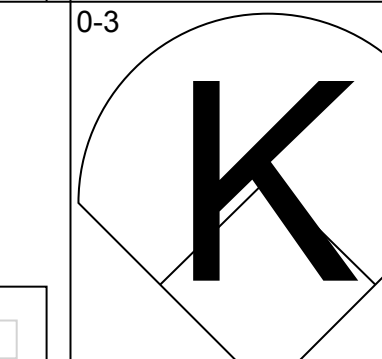
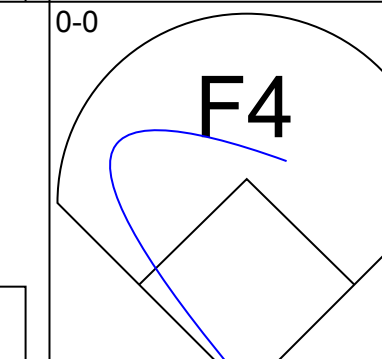
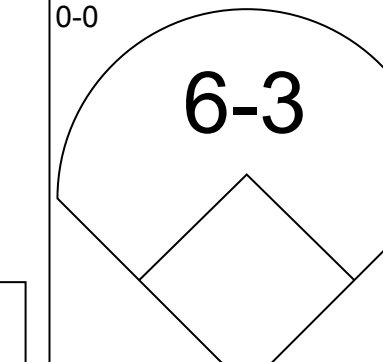
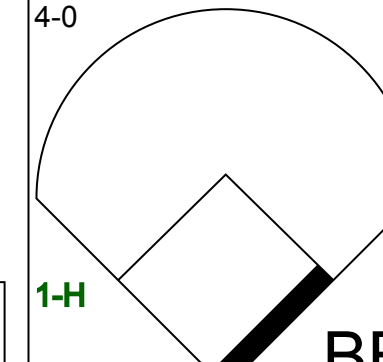
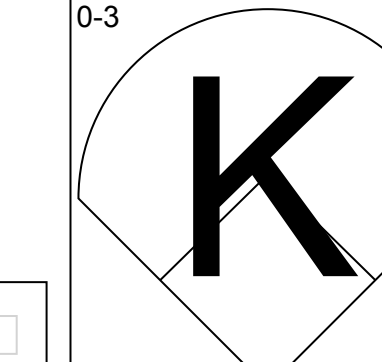
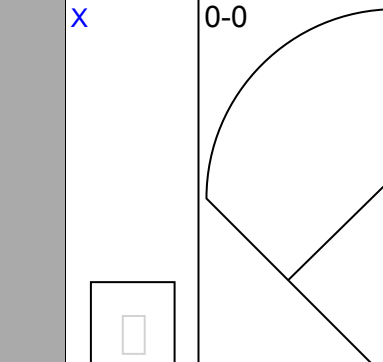
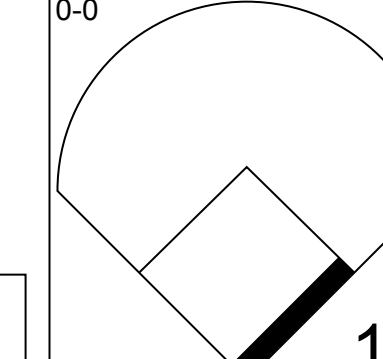
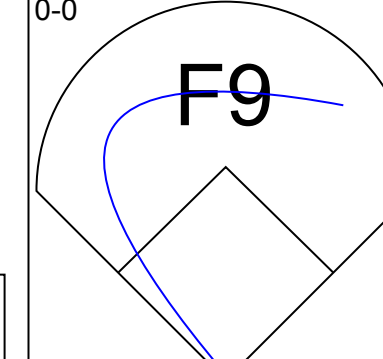
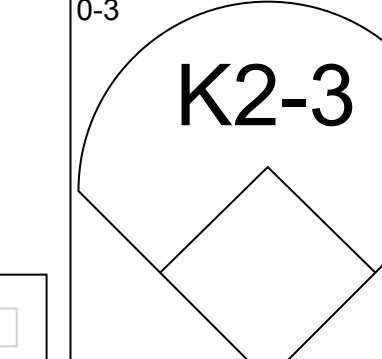
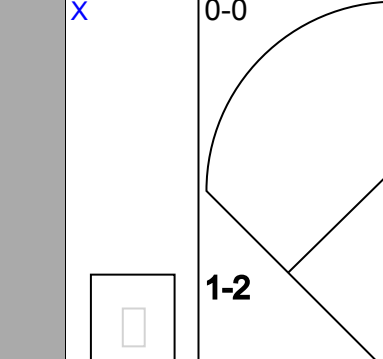

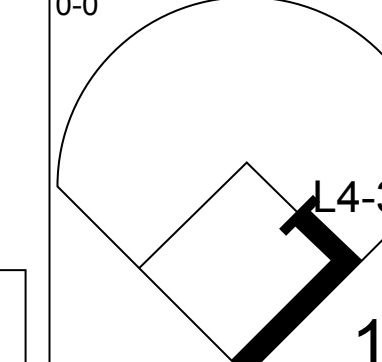
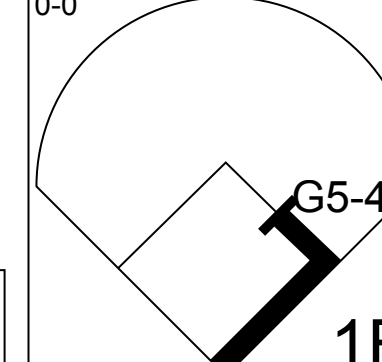
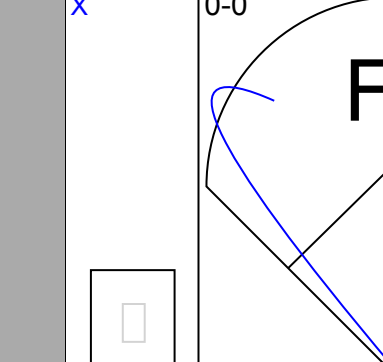
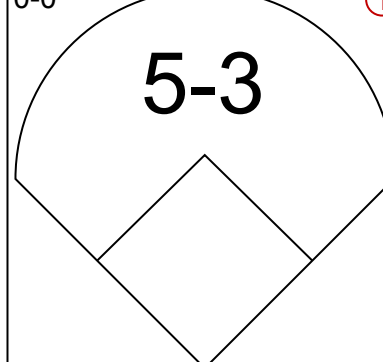
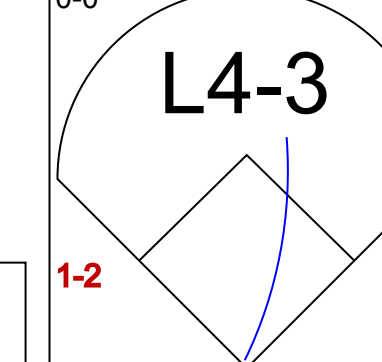
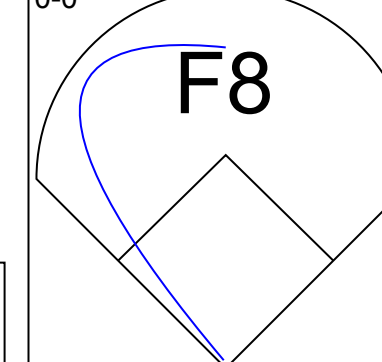
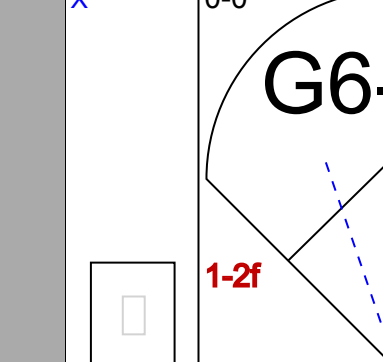
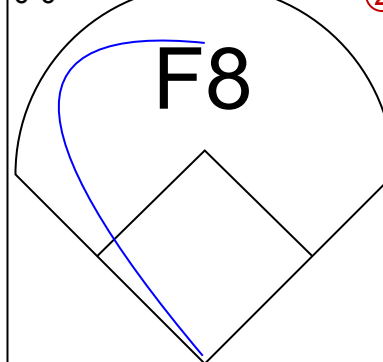
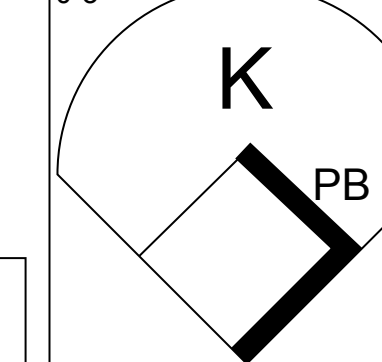
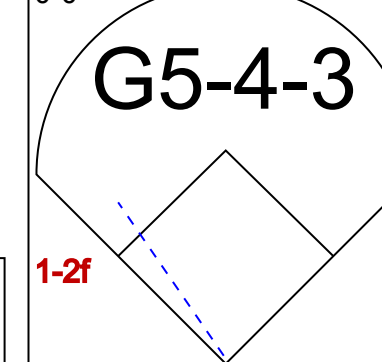
Batter	1	2	3	4	5	6	7	8	9	AB	R	H	RBI	BB	SO	LOB	BOTTOM					
Felipe Alou, R OBP: 0.328, SLG: 0.452 (1, 3)	4-3		F7					F5		4	0	1	0	0	0	0						
Rico Carty, R OBP: 0.333, SLG: 0.401 (1, 7)	K		6-3		1-3			F9		4	0	0	0	0	1	2						
Hank Aaron, R OBP: 0.393, SLG: 0.610 (1, 9)	5-3				F8			4-3		4	0	0	0	0	1	0						
Joe Torre, R OBP: 0.370, SLG: 0.509 (1, 2)										3	0	2	0	1	0	0						
Clete Boyer, R OBP: 0.302, SLG: 0.435 (1, 5)										3	0	2	0	1	0	1						
Denis Menke, R OBP: 0.318, SLG: 0.317 (1, 6)										3	0	0	0	1	0	4						
Gary Geiger, L OBP: 0.257, SLG: 0.250 (1, 8)										3	0	0	0	0	1	2						
Miguel de la Hoz, R OBP: 0.244, SLG: 0.390 (9, PH)										1	0	0	0	0	0	3						
Woody Woodward, R OBP: 0.290, SLG: 0.264 (1, 4)										4	0	0	0	0	0	5						
Tony Cloninger, R ERA: 5.37 (1, 1)	8.0	33	5	5	5	2	4	0	0	0	0	0	0	0	0	0	15.00	2.000				
Jay Ritchie, R ERA: 3.55 (4, 1)	2.0	6	0	0	0	1	0	0	0	0	0	0	0	0	0	0	0.00	0.000				
Cecil Upshaw, R ERA: 2.53 (6, 1)	2.0	7	1	1	1	2	0	0	0	0	0	1	11	11	8	4.50	0.500					
Bob Uecker, R OBP: 0.257, SLG: 0.192 (7, PH)										1	0	0	0	0	0	0	0.00	0.000				
Ramon Hernandez, S ERA: 5.09 (8, 1)										1	0	0	0	0	0	0	0.00	0.000				
Tito Francona, L OBP: 0.276, SLG: 0.270 (9, PH)										0	0	0	0	0	0	0	0.00	0.000				
Inning Stats	R: 0 E: 0 K: 1 S: 5	H: 0 LOB: 0 BB: 5	R: 0 E: 0 K: 0 S: 3	H: 0 LOB: 2 BB: 11	R: 0 E: 0 K: 1 S: 5	H: 0 LOB: 0 BB: 5	R: 0 E: 0 K: 0 S: 4	H: 1 LOB: 1 BB: 4	R: 0 E: 0 K: 1 S: 6	H: 1 LOB: 2 BB: 10	R: 0 E: 0 K: 1 S: 6	H: 1 LOB: 0 BB: 6	R: 0 E: 0 K: 0 S: 5	H: 0 LOB: 0 BB: 5	R: 0 E: 1 K: 0 S: 5	H: 2 LOB: 3 BB: 9	1B: 5 2B: 0 3B: 0 HR: 0	SF: 0 SAC: 0 DP: 0 HBP: 0	WP: 0 PB: 0 CS: 0	PA: 36		
PITCHER	IP WLS BF H R ER SO BB IBB HBP BLK WP HR S P ERA WHIP	IP WLS BF H R ER SO BB IBB HBP BLK WP HR S P ERA WHIP	IP WLS BF H R ER SO BB IBB HBP BLK WP HR S P ERA WHIP	IP WLS BF H R ER SO BB IBB HBP BLK WP HR S P ERA WHIP	IP WLS BF H R ER SO BB IBB HBP BLK WP HR S P ERA WHIP	IP WLS BF H R ER SO BB IBB HBP BLK WP HR S P ERA WHIP	IP WLS BF H R ER SO BB IBB HBP BLK WP HR S P ERA WHIP	IP WLS BF H R ER SO BB IBB HBP BLK WP HR S P ERA WHIP	IP WLS BF H R ER SO BB IBB HBP BLK WP HR S P ERA WHIP	IP WLS BF H R ER SO BB IBB HBP BLK WP HR S P ERA WHIP	IP WLS BF H R ER SO BB IBB HBP BLK WP HR S P ERA WHIP	IP WLS BF H R ER SO BB IBB HBP BLK WP HR S P ERA WHIP	IP WLS BF H R ER SO BB IBB HBP BLK WP HR S P ERA WHIP	IP WLS BF H R ER SO BB IBB HBP BLK WP HR S P ERA WHIP	IP WLS BF H R ER SO BB IBB HBP BLK WP HR S P ERA WHIP	IP WLS BF H R ER SO BB IBB HBP BLK WP HR S P ERA WHIP	IP WLS BF H R ER SO BB IBB HBP BLK WP HR S P ERA WHIP	IP WLS BF H R ER SO BB IBB HBP BLK WP HR S P ERA WHIP	IP WLS BF H R ER SO BB IBB HBP BLK WP HR S P ERA WHIP	IP WLS BF H R ER SO BB IBB HBP BLK WP HR S P ERA WHIP	IP WLS BF H R ER SO BB IBB HBP BLK WP HR S P ERA WHIP	IP WLS BF H R ER SO BB IBB HBP BLK WP HR S P ERA WHIP
Steve Carlton, L ERA: 3.07 (1, 1)	8.0	33	5	5	5	2	4	0	0	0	0	0	0	0	0	0	0.00	1.125				
Joe Hoerner, L ERA: 2.66 (9, 1)	1.0	3	0	0	0	0	0	0	0	0	0	3	3	3	3	0.00	0.000					


St. Louis Cardinals @ Atlanta Braves
Atlanta Stadium, Atlanta, GA
Sat Jul 29 1967, 7:05 PM EDT
Att: 35,243 - Unknown

AB 32
R 0
H 5
RBI 0
BB 4
SO 5
LOB 20



Batter	1	2	3	4	5	6	7	8	9	AB	R	H	RBI	BB	SO	LOB	TOP					
Felipe Alou, R OBP: 0.328, SLG: 0.447 (1, 3)										4	0	1	0	1	1	4	Atlanta Braves @ Cincinnati Reds Crosley Field, Cincinnati, OH Mon Jul 31 1967, 7:05 PM EDT Att: 8,502 - Unknown - 76 F					
Woody Woodward, R OBP: 0.290, SLG: 0.265 (1, 4)										5	0	0	0	0	0	5						
Hank Aaron, R OBP: 0.398, SLG: 0.612 (1, 9)										4	0	1	0	1	2	5						
Mack Jones, L OBP: 0.329, SLG: 0.406 (1, 8)										4	2	1	0	1	1	2						
Clete Boyer, R OBP: 0.304, SLG: 0.438 (1, 5)										4	1	1	2	1	0	1						
Rico Carty, R OBP: 0.335, SLG: 0.405 (1, 7)										5	1	2	1	0	1	1						
Denis Menke, R OBP: 0.318, SLG: 0.313 (1, 6)										3	1	0	0	1	0	2						
Bob Uecker, R OBP: 0.221, SLG: 0.209 (1, 2)										4	0	3	1	0	1	2						
Phil Niekro, R OBP: 0.182, SLG: 0.161 (1, 1)										4	0	0	0	0	1	7						
Inning Stats	R: 0 E: 0 K: 1 S: 6	H: 1 LOB: 1 BB: 0 P: 6	R: 0 E: 0 K: 0 S: 4	H: 1 LOB: 2 BB: 1 P: 8	R: 0 E: 0 K: 1 S: 5	H: 1 LOB: 0 BB: 0 P: 5	R: 3 E: 2 K: 2 S: 11	H: 3 LOB: 3 BB: 2 P: 19	R: 2 E: 1 K: 1 S: 8	H: 2 LOB: 2 BB: 1 P: 12	R: 0 E: 0 K: 1 S: 4	H: 0 LOB: 0 BB: 1 P: 8	R: 0 E: 0 K: 1 S: 5	H: 0 LOB: 0 BB: 0 P: 5	R: 0 E: 1 K: 0 S: 5	H: 1 LOB: 2 BB: 0 P: 5	R: 0 E: 0 K: 0 S: 3	H: 0 LOB: 0 BB: 0 P: 3	1B: 7 2B: 2 3B: 0 HR: 1	SF: 0 SAC: 0 DP: 2 HBP: 0	WP: 0 PB: 0 SB: 0 CS: 1	PA: 42
PITCHER	IP	WLS	BF	H	R	ER	SO	BB	IBB	HBP	BLK	WP	HR	S	P	ERA	WHIP					
Mel Queen, R ERA: 3.14 (1, 1)	7.0	L	34	8	5	4	7	3	2	0	0	0	1	43	63	5.14	1.571					
Sammy Ellis, R ERA: 3.88 (8, 1)	2.0		8	1	0	0	0	0	0	0	0	0	0	8	8	0.00	0.500					

Batter	1	2	3	4	5	6	7	8	9	AB	R	H	RBI	BB	SO	LOB	BOTTOM					
Tommy Harper, R OBP: 0.315, SLG: 0.344 (1, 9)										4	1	2	0	0	0	1	Atlanta Braves @ Cincinnati Reds Crosley Field, Cincinnati, OH Mon Jul 31 1967, 7:05 PM EDT Att: 8,502 - Unknown - 76 F					
Giraldo Ruiz, S OBP: 0.259, SLG: 0.307 (1, 6)										4	0	1	0	0	1	2						
Pete Rose, S OBP: 0.376, SLG: 0.457 (1, 4)										3	0	1	1	1	0	1						
Vada Pinson, L OBP: 0.317, SLG: 0.433 (1, 8)										4	1	0	0	0	1	3						
Tony Perez, R OBP: 0.349, SLG: 0.531 (1, 5)										3	0	1	0	1	1	2						
Deron Johnson, R OBP: 0.303, SLG: 0.421 (1, 3)										4	0	2	0	0	1	3						
Art Shamsky, L OBP: 0.267, SLG: 0.271 (1, 7)										4	0	2	0	0	0	3						
Jimmie Coker, R OBP: 0.241, SLG: 0.325 (1, 2)										4	0	0	0	0	0	4						
Mel Queen, L OBP: 0.196, SLG: 0.189 (1, 1)										2	0	0	0	0	1	0						
Lee May, R OBP: 0.282, SLG: 0.393 (7, PH)										1	0	0	0	0	0	1						
Sammy Ellis, L OBP: 0.140, SLG: 0.075 (8, 1)										0	0	0	0	0	0	0						
Inning Stats	R: 0 E: 0 K: 0 S: 3	H: 1 LOB: 0 BB: 0 P: 3	R: 0 E: 0 K: 0 S: 4	H: 1 LOB: 0 BB: 0 P: 4	R: 0 E: 0 K: 0 S: 3	H: 0 LOB: 0 BB: 0 P: 3	R: 1 E: 0 K: 1 S: 5	H: 0 LOB: 1 BB: 2 P: 13	R: 0 E: 0 K: 1 S: 6	H: 1 LOB: 1 BB: 0 P: 6	R: 0 E: 0 K: 3 S: 11	H: 2 LOB: 2 BB: 0 P: 11	R: 0 E: 0 K: 0 S: 3	H: 1 LOB: 0 BB: 0 P: 3	R: 1 E: 0 K: 0 S: 4	H: 1 LOB: 1 BB: 0 P: 4	R: 0 E: 0 K: 0 S: 4	H: 2 LOB: 1 BB: 0 P: 4	1B: 8 2B: 2 3B: 0 HR: 0	SF: 0 SAC: 0 DP: 3 HBP: 0	WP: 0 PB: 3 SB: 1 CS: 1	PA: 35
PITCHER	IP	WLS	BF	H	R	ER	SO	BB	IBB	HBP	BLK	WP	HR	S	P	ERA	WHIP					
Phil Niekro, R ERA: 1.49 (1, 1)	9.0	W	35	9	2	0	5	2	0	0	0	0	0	43	51	0.00	1.222					

Batter	1	2	3	4	5	6	7	8	9	AB	R	H	RBI	BB	SO	LOB	TOP	
Felipe Alou, R OBP: 0.326, SLG: 0.443 (1, 3)	0-0 4-3		0-0 F8			0-0 F8		0-0 5-3	4 0 0 0 0 0 1								Atlanta Braves @ Cincinnati Reds Crosley Field, Cincinnati, OH Tue Aug 01 1967, 7:05 PM EDT Att: 10,029 - Unknown - 81 F livebaseballscores.com	
Mack Jones, L OBP: 0.326, SLG: 0.401 (1, 8)	0-0 F9			0-0 4-3		0-0 F7		0-0 G3	4 0 0 0 0 0 1									
Hank Aaron, R OBP: 0.394, SLG: 0.605 (1, 9)	0-3 K			0-0 P2			0-0 F9	0-0 6-3	4 0 0 0 0 1 0									
Joe Torre, R OBP: 0.370, SLG: 0.504 (1, 2)		0-0 F7		0-0 F9			0-3 K		3 0 0 0 0 1 0									
Clete Boyer, R OBP: 0.302, SLG: 0.434 (1, 5)		0-3 K			0-3 K		0-0 F9		3 0 0 0 0 2 0									
Rico Carty, R OBP: 0.335, SLG: 0.404 (1, 7)		0-0 1B		0-0 P3				0-3 K	3 0 1 0 0 1 0									
Denis Menke, R OBP: 0.292, SLG: 0.312 (8, PH) Charlie Lau, L OBP: 0.265, SLG: 0.241 (8, FR) Marty Martinez, S OBP: 0.357, SLG: 0.250 (8, 6)	0-0 F7			0-0 F4				0-0 1B	2 0 0 0 0 0 1 1 0 1 0 0 0 0 0 0 0 0 0 0 0									AB 29 R 0 H 3 RBI 0 BB 0 SO 8 LOB 5
Woody Woodward, R OBP: 0.292, SLG: 0.267 (8, PH) Miguel de la Hoz, R OBP: 0.238, SLG: 0.380 (8, 4)			0-3 K			0-0 SH3-4 1B		0-0 F3	2 0 1 0 0 1 0 1 0 0 0 0 0 1									
Ken Johnson, R OBP: 0.189, SLG: 0.104 (8, PH) Tito Francona, L OBP: 0.277, SLG: 0.291 (8, 1) Jay Ritchie, R OBP: 0.333, SLG: 0.556 (8, 1) Ramon Hernandez, S OBP: 0.333, SLG: 0.556 (8, 1)			0-3 K		0-0 SH3-4 1-2			0-3 K	1 0 0 0 0 1 0 1 0 0 0 0 1 1 0 0 0 0 0 0 0 0 0 0 0 0 0 0									
Inning Stats	R: 0 E: 0 K: 1 S: 5	H: 0 LOB: 0 BB: 0 P: 5	R: 0 E: 0 K: 1 S: 6	H: 1 LOB: 1 BB: 0 P: 6	R: 0 E: 0 K: 2 S: 7	H: 0 LOB: 0 BB: 0 P: 7	R: 0 E: 0 K: 0 S: 3	H: 0 LOB: 0 BB: 0 P: 3	R: 0 E: 0 K: 1 S: 5	H: 0 LOB: 0 BB: 0 P: 5	R: 0 E: 0 K: 1 S: 5	H: 0 LOB: 0 BB: 0 P: 5	R: 0 E: 0 K: 2 S: 8	H: 1 LOB: 1 BB: 0 P: 8	R: 0 E: 0 K: 0 S: 3	H: 0 LOB: 0 BB: 0 P: 3		1B: 3 SF: 0 2B: 0 SAC: 1 3B: 0 DP: 0 HR: 0 HBP: 0
PITCHER Jim Maloney, R ERA: 4.07 (1, 1)	IP: 9.0 WLS: W BF: 30 H: 3 R: 0 ER: 0 SO: 8 BB: 0 IBB: 0 HBP: 0 BLK: 0 WP: 0 HR: 0 S: 46 P: 46 ERA: 0.00 WHIP: 0.333															PITCHER		

Batter	1	2	3	4	5	6	7	8	9	AB	R	H	RBI	BB	SO	LOB	BOTTOM	
Tommy Harper, R OBP: 0.318, SLG: 0.344 (1, 9)	0-0 SH1-3 1B		0-0 4-3			0-0 G3		4-0 2B BB	3 0 1 0 1 0 0								Atlanta Braves @ Cincinnati Reds Crosley Field, Cincinnati, OH Tue Aug 01 1967, 7:05 PM EDT Att: 10,029 - Unknown - 81 F livebaseballscores.com	
Giraldo Ruiz, S OBP: 0.271, SLG: 0.330 (1, 6)	0-0 SH1-3 1-3			0-0 1B G4-6-3 2B		0-0 G3-6-3 1B		0-0 1-3 3-H 4-0 2B	3 1 3 1 0 0 0									
Pete Rose, S OBP: 0.377, SLG: 0.456 (1, 4)	0-3 K			0-0 G4-6-3 1B 2-3		0-0 G3-6-3 1-2		0-0 IBB	3 0 1 0 1 1 2									
Vada Pinson, L OBP: 0.316, SLG: 0.432 (1, 8)	0-0 G3			0-0 G4-6-3 1B 1-2		0-0 F4		0-0 F7	4 0 1 0 0 0 4									
Tony Perez, R OBP: 0.349, SLG: 0.529 (1, 5)		0-0 G6-4-3 1B		0-0 G4-6-3 1-2 2-3 3-H		0-0 F9			3 0 1 0 0 0 2									
Deron Johnson, R OBP: 0.300, SLG: 0.416 (1, 3)		0-0 G6-4-3 1-2		0-0 F6		0-0 6-3			3 0 0 0 0 0 2									
Art Shamsky, L OBP: 0.261, SLG: 0.264 (1, 7)	0-0 F7				0-0 F7			0-0 F9	3 0 0 0 0 0 0									AB 28 R 2 H 8 RBI 1 BB 2 SO 3 LOB 11
Don Pavletich, R OBP: 0.341, SLG: 0.478 (1, 2)			0-0 F7		0-3 K			0-0 4-3 2B 2B	3 1 1 0 0 1 0									
Jim Maloney, L OBP: 0.167, SLG: 0.220 (1, 1)			0-3 K		0-0 F5			0-0 4-3 2-3	3 0 0 0 0 1 1									
Inning Stats	R: 0 E: 0 K: 1 S: 6	H: 1 LOB: 1 BB: 0 P: 6	R: 0 E: 0 K: 0 S: 3	H: 1 LOB: 0 BB: 0 P: 3	R: 0 E: 0 K: 1 S: 5	H: 0 LOB: 0 BB: 0 P: 5	R: 1 E: 0 K: 0 S: 5	H: 3 LOB: 1 BB: 0 P: 5	R: 0 E: 0 K: 1 S: 5	H: 0 LOB: 0 BB: 0 P: 5	R: 0 E: 0 K: 0 S: 3	H: 0 LOB: 0 BB: 0 P: 3	R: 0 E: 0 K: 0 S: 5	H: 2 LOB: 3 BB: 2 P: 13	R: 1 E: 0 K: 0 S: 5	H: 2 LOB: 3 BB: 2 P: 13		1B: 5 SF: 0 2B: 3 SAC: 1 3B: 0 DP: 3 HR: 0 HBP: 0
PITCHER Ken Johnson, R ERA: 2.88 (1, 1) Jay Ritchie, R ERA: 3.51 (8, 1) Ramon Hernandez, L ERA: 5.05 (8, 1)	IP: 7.0 WLS: L BF: 24 H: 6 R: 1 ER: 1 SO: 3 BB: 0 IBB: 0 HBP: 0 BLK: 0 WP: 0 HR: 0 S: 30 P: 30 ERA: 1.29 WHIP: 0.857															PITCHER		

Batter	1	2	3	4	5	6	7	8	9	AB	R	H	RBI	BB	SO	LOB	TOP		
Felipe Alou, R OBP: 0.327, SLG: 0.445 (1, 3)										5	1	2	0	0	0	3	Atlanta Braves @ Cincinnati Reds Crosley Field, Cincinnati, OH Wed Aug 02 1967, 7:05 PM EDT Alt: 8,818 - Unknown - 86 F		
Mack Jones, L OBP: 0.324, SLG: 0.397 (1, 8)										5	1	1	0	0	1	3			
Hank Aaron, R OBP: 0.399, SLG: 0.608 (1, 9)										5	0	4	1	0	0	0			
Joe Torre, R OBP: 0.365, SLG: 0.495 (1, 2)										5	0	0	0	0	1	7			
Clete Boyer, R OBP: 0.304, SLG: 0.435 (1, 5)										4	1	2	1	0	0	2			
Rico Carty, R OBP: 0.334, SLG: 0.402 (1, 7)										4	0	1	0	0	1	3			
Denis Menke, R OBP: 0.316, SLG: 0.309 (1, 6)										3	0	0	0	1	0	2			
Woody Woodward, R OBP: 0.290, SLG: 0.265 (6, PH)										2	0	0	0	0	0	0			
Miguel de la Hoz, R OBP: 0.292, SLG: 0.370 (6, 4)										2	0	0	0	0	1	3			
Denny Lemaster, R Ed Rakow, S (1, 1)										1	0	0	0	0	0	0			
Inning Stats	R: 0 E: 0 K: 0 S: 5	H: 2 LOB: 2 BB: 0 P: 5	R: 0 E: 0 K: 0 S: 3	H: 0 LOB: 0 BB: 0 P: 3	R: 1 E: 0 K: 0 S: 5	H: 2 LOB: 1 BB: 0 P: 5	R: 1 E: 0 K: 0 S: 4	H: 2 LOB: 0 BB: 0 P: 4	R: 0 E: 0 K: 0 S: 5	H: 0 LOB: 2 BB: 0 P: 5	R: 1 E: 0 K: 2 S: 10	H: 3 LOB: 2 BB: 0 P: 10	R: 0 E: 0 K: 1 S: 4	H: 0 LOB: 1 BB: 2 P: 12	R: 0 E: 0 K: 1 S: 5	H: 0 LOB: 0 BB: 0 P: 5	1B: 10 2B: 1 3B: 0 HR: 0	SF: 0 SAC: 0 DP: 2 HBP: 0	WP: 0 PA: 40 PB: 0 SB: 1 CS: 0
PITCHER	IP WLS BF H R ER SO BB IBB HBP BLK WP HR S P ERA WHIP																		
Mitt Pappas, R ERA: 3.41 (1, 1)	6.1 W 30 10 3 3 0 0 0 0 0 0 0 30 30 4.26 1.579																		
Ted Abernathy, R ERA: 1.64 (7, 1)	2.2 S 10 1 0 0 4 2 0 0 0 0 0 0 16 24 0.00 1.125																		

AB	38
R	3
H	11
RBI	2
BB	2
SO	4
LOB	25



Batter	1	2	3	4	5	6	7	8	9	AB	R	H	RBI	BB	SO	LOB	BOTTOM		
Tommy Harper, R OBP: 0.320, SLG: 0.351 (1, 9)										5	0	2	1	0	0	2	Atlanta Braves @ Cincinnati Reds Crosley Field, Cincinnati, OH Wed Aug 02 1967, 7:05 PM EDT Alt: 8,818 - Unknown - 86 F		
Giraldo Ruiz, S OBP: 0.294, SLG: 0.321 (1, 6)										5	0	0	0	0	0	1			
Pete Rose, S OBP: 0.382, SLG: 0.476 (1, 4)										4	2	3	2	1	0	0			
Vada Pinson, L OBP: 0.324, SLG: 0.440 (1, 8)										3	1	3	0	2	0	0			
Tony Perez, R OBP: 0.347, SLG: 0.530 (1, 5)										5	1	1	1	0	0	6			
Deron Johnson, R OBP: 0.299, SLG: 0.412 (1, 3)										3	1	0	0	1	1	0			
Lee May, R OBP: 0.289, SLG: 0.412 (1, 7)										4	1	3	3	0	0	0			
Don Pavletich, R OBP: 0.344, SLG: 0.476 (1, 2)										3	1	1	0	1	1	1			
Mitt Pappas, R OBP: 0.133, SLG: 0.071 (1, 1)										2	0	0	0	1	0	2			
Ted Abernathy, R OBP: 0.111, SLG: 0.111 (7, 1)										1	0	0	0	0	1	1			
Inning Stats	R: 0 E: 0 K: 0 S: 3	H: 1 LOB: 2 BB: 2 P: 11	R: 1 E: 0 K: 0 S: 3	H: 1 LOB: 2 BB: 2 P: 11	R: 5 E: 0 K: 1 S: 9	H: 4 LOB: 0 BB: 1 P: 13	R: 0 E: 0 K: 0 S: 5	H: 2 LOB: 0 BB: 0 P: 5	R: 0 E: 0 K: 1 S: 7	H: 2 LOB: 2 BB: 0 P: 7	R: 0 E: 0 K: 0 S: 4	H: 1 LOB: 1 BB: 0 P: 4	R: 0 E: 0 K: 1 S: 6	H: 1 LOB: 1 BB: 0 P: 6	R: 1 E: 0 K: 0 S: 4	H: 1 LOB: 1 BB: 1 P: 8	1B: 7 2B: 1 3B: 2 HR: 3	SF: 0 SAC: 0 DP: 1 HBP: 0	WP: 0 PA: 41 PB: 0 SB: 2 CS: 0
PITCHER	IP WLS BF H R ER SO BB IBB HBP BLK WP HR S P ERA WHIP																		
Denny Lemaster, L ERA: 3.64 (1, 1)	2.1 L 16 6 6 6 0 1 0 0 0 0 0 0 9 9 0.00 1.200																		
Ed Rakow, R ERA: 8.31 (3, 1)	1.2 7 2 0 0 1 0 0 0 0 0 0 9 9 0.00 2.000																		
Dick Kelley, L ERA: 4.83 (5, 1)	1.0 5 2 0 0 1 0 0 0 0 0 0 7 7 0.00 1.000																		
Ramon Hernandez, L ERA: 4.78 (6, 1)	2.0 8 2 0 0 1 0 0 0 0 0 0 10 10 0.00 1.000																		
Cecil Upshaw, R ERA: 3.09 (8, 1)	1.0 5 1 1 1 0 1 0 0 0 0 1 4 8 9.00 2.000																		

AB	35
R	7
H	13
RBI	7
BB	6
SO	3
LOB	13



Batter	1	2	3	4	5	6	7	8	9	AB	R	H	RBI	BB	SO	LOB	TOP								
Felipe Alou, R OBP: 0.325, SLG: 0.442 (1, 8)	F5				5-3			K		5	0	1	0	0	1	2	Atlanta Braves @ Chicago Cubs Wrigley Field, Chicago, IL Thu Aug 03 1967, 3:33 AM CDT Att: 9,318 - Sunny - 80 F								
Tito Francona, L OBP: 0.274, SLG: 0.303 (1, 3)		F2		G3			4-3	E4		5	1	1	1	0	0	1									
Hank Aaron, R OBP: 0.396, SLG: 0.610 (1, 9)	F8			F5			F4	FC6-4		5	1	1	1	0	0	1									
Joe Torre, R OBP: 0.375, SLG: 0.526 Bob Uecker, R OBP: 0.221, SLG: 0.209 (9, PR) (9, 2)																									
Clete Boyer, R OBP: 0.308, SLG: 0.454 Miguel de la Hoz, R OBP: 0.232, SLG: 0.370 (9, PR) (9, 5)																									
Rico Carty, R OBP: 0.332, SLG: 0.397 (1, 7)				5-3																					
Denis Menke, R OBP: 0.319, SLG: 0.320 (1, 6)																									
Woody Woodward, R OBP: 0.289, SLG: 0.262 (1, 4)																									
Clay Carroll, R Jay Ritchie, R OBP: 0.333, SLG: 0.556 (9, 1)																									
Inning Stats	R: 3 E: 0 K: 1 S: 8	H: 3 LOB: 0 BB: 0 P: 8	R: 1 E: 0 K: 0 S: 5	H: 2 LOB: 1 BB: 0 P: 5	R: 3 E: 0 K: 2 S: 10	H: 3 LOB: 1 BB: 1 P: 14	R: 0 E: 0 K: 0 S: 3	H: 0 LOB: 0 BB: 0 P: 3	R: 2 E: 0 K: 0 S: 5	H: 2 LOB: 2 BB: 2 P: 13	R: 0 E: 0 K: 0 S: 3	H: 0 LOB: 1 BB: 1 P: 7	R: 0 E: 0 K: 1 S: 5	H: 0 LOB: 0 BB: 0 P: 5	R: 0 E: 1 K: 1 S: 6	H: 0 LOB: 1 BB: 0 P: 6		R: 1 E: 0 K: 0 S: 4	H: 2 LOB: 1 BB: 0 P: 4	1B: 4 2B: 1 3B: 0 HR: 7	SF: 0 SAC: 0 DP: 1 HBP: 0	WP: 0 PB: 0 SB: 0 CS: 0	PA: 43		
PITCHER	IP	WLS	BF	H	R	ER	SO	BB	IBB	HBP	BLK	WP	HR	S	P	ERA	WHIP								
Joe Niekro, R ERA: 3.66 (1, 1)	1.2	L	10	5	4	4	1	0	0	0	0	0	4	12	12	21.60	3.000								
Curt Simmons, L ERA: 4.94 (2, 1)	0.1		4	3	3	3	0	0	0	0	0	0	2	4	4	81.00	9.000								
Bill Stoneman, R ERA: 4.82 (3, 1)	3.0		14	2	2	2	2	3	0	0	0	0	1	15	27	6.00	1.667								
Bob Shaw, R ERA: 4.61 (6, 1)	2.0		7	0	0	0	1	1	0	0	0	0	0	8	12	0.00	0.500								
Rob Gardner, L ERA: 4.12 (8, 1)	2.0		8	2	1	1	1	0	0	0	0	0	0	10	10	4.50	1.000								

Batter	1	2	3	4	5	6	7	8	9	AB	R	H	RBI	BB	SO	LOB	BOTTOM								
Don Kessinger, S OBP: 0.273, SLG: 0.259 (1, 6)	G3			F8				F8		4	0	1	0	0	0	1	Atlanta Braves @ Chicago Cubs Wrigley Field, Chicago, IL Thu Aug 03 1967, 3:33 AM CDT Att: 9,318 - Sunny - 80 F								
Glenn Beckert, R OBP: 0.307, SLG: 0.364 (1, 4)										4	1	2	0	0	2	2									
Billy Williams, L OBP: 0.351, SLG: 0.476 (1, 7)										3	0	0	1	0	0	1									
Ron Santo, R OBP: 0.392, SLG: 0.522 (1, 5)										4	0	0	0	0	0	1									
14 Ernie Banks, R OBP: 0.324, SLG: 0.505 (1, 3)										4	1	2	0	0	0	0									
Clarence Jones, L OBP: 0.292, SLG: 0.378 (1, 9)										4	1	1	0	0	0	1									
Al Spangler, L OBP: 0.336, SLG: 0.317 (1, 8)										3	0	1	0	1	0	2									
Randy Hundley, R OBP: 0.337, SLG: 0.410 (1, 2)										4	0	0	0	0	1	4									
Joe Niekro, R OBP: 0.182, SLG: 0.200 Curt Simmons, L OBP: 0.143, SLG: 0.143 Bill Stoneman, R OBP: 0.305, SLG: 0.310 Lee Thomas, L OBP: 0.262, SLG: 0.271 Bob Shaw, R OBP: 0.206, SLG: 0.236 John Stephenson, L OBP: 0.228, SLG: 0.313 Rob Gardner, R OBP: 0.276, SLG: 0.313 (1, 1) (2, 1) (3, 1) (5, PR) (6, 1) (7, PR) (8, 1) (9, PR)										0	0	0	0	0	0	0									
Inning Stats	R: 0 E: 0 K: 1 S: 5	H: 0 LOB: 0 BB: 0 P: 5	R: 0 E: 0 K: 0 S: 3	H: 0 LOB: 0 BB: 0 P: 3	R: 0 E: 0 K: 1 S: 5	H: 0 LOB: 0 BB: 0 P: 5	R: 0 E: 0 K: 0 S: 4	H: 1 LOB: 1 BB: 0 P: 4	R: 2 E: 0 K: 2 S: 11	H: 4 LOB: 2 BB: 0 P: 11	R: 0 E: 0 K: 0 S: 4	H: 1 LOB: 1 BB: 0 P: 4	R: 0 E: 0 K: 0 S: 4	H: 1 LOB: 0 BB: 0 P: 4	R: 1 E: 0 K: 0 S: 4	H: 1 LOB: 0 BB: 0 P: 4		R: 0 E: 0 K: 0 S: 3	H: 0 LOB: 1 BB: 1 P: 7	1B: 6 2B: 1 3B: 1 HR: 0	SF: 1 SAC: 0 DP: 0 HBP: 0	WP: 1 PB: 0 SB: 0 CS: 0	PA: 36		
PITCHER	IP	WLS	BF	H	R	ER	SO	BB	IBB	HBP	BLK	WP	HR	S	P	ERA	WHIP								
Clay Carroll, R ERA: 4.85 Jay Ritchie, R ERA: 3.57 (1, 1) (9, 1)	8.1	W	33	8	3	3	4	0	0	0	0	0	0	41	41	3.24	0.960								
	0.2	S	3	0	0	0	0	1	0	0	0	1	0	2	6	0.00	1.500								



Batter	1	2	3	4	5	6	7	8	9	AB	R	H	RBI	BB	SO	LOB	TOP								
Felipe Alou, R OBP: 0.324, SLG: 0.440 (1, 8)	4-3		CS 1B		SF7		K	F7		4	0	1	1	0	1	3									
Denis Menke, R OBP: 0.326, SLG: 0.333 (1, 6)	F6		CS	E	1B		1B		G3	5	2	4	0	0	0	0									
Hank Aaron, R OBP: 0.400, SLG: 0.613 (1, 9) Gary Geiger, L OBP: 0.303, SLG: 0.241 (6, 9)	1B			E7 1B	1B		K		G3	3	1	3	1	0	0	0									
Joe Torre, R OBP: 0.378, SLG: 0.528 (1, 3)	K			1B	1B				FC4-2-5	5	1	3	2	0	1	2									
Clete Boyer, R OBP: 0.306, SLG: 0.451 (1, 5)		CS 1B		5-3	G6-4-3			K	5-3	5	0	1	1	0	1	5									
Rico Carty, R OBP: 0.331, SLG: 0.395 (1, 7)	K			FC6-5-4 CS			1-3			4	0	1	0	0	1	2									
Bob Uecker, R OBP: 0.229, SLG: 0.206 (1, 2)	5-3			BB			5-3			2	0	0	0	2	0	0									
Woody Woodward, R OBP: 0.289, SLG: 0.259 (1, 4)				1-3	CS		5-3		F7	3	1	0	0	1	0	3									
Pat Jarvis, R OBP: 0.115, SLG: 0.098 (1, 1) Cecil Upshaw, R (7, 1)	F4				SH SF7 BB					2	1	0	0	0	0	0									
Inning Stats	R: 0 E: 0 K: 1 S: 6	H: 1 LOB: 1 BB: 0 P: 6	R: 0 E: 0 K: 1 S: 5	H: 1 LOB: 0 BB: 0 P: 5	R: 0 E: 0 K: 0 S: 3	H: 1 LOB: 0 BB: 0 P: 3	R: 2 E: 1 K: 0 S: 5	H: 3 LOB: 1 BB: 1 P: 9	R: 3 E: 1 K: 0 S: 6	H: 3 LOB: 1 BB: 1 P: 10	R: 0 E: 0 K: 0 S: 3	H: 0 LOB: 0 BB: 0 P: 3	R: 0 E: 0 K: 2 S: 8	H: 1 LOB: 1 BB: 0 P: 8	R: 1 E: 0 K: 1 S: 7	H: 2 LOB: 2 BB: 2 P: 15	R: 0 E: 1 K: 0 S: 4	H: 1 LOB: 1 BB: 0 P: 4	1B: 11 2B: 2 3B: 0 HR: 0	SF: 1 SAC: 1 DP: 1 HBP: 0	WP: 0 PB: 0 SB: 1 CS: 3	PA: 43			
PITCHER	IP	WLS	BF	H	R	ER	SO	BB	IBB	HBP	BLK	WP	HR	S	P	ERA	WHIP								
Rich Nye, L ERA: 3.89 (1, 1)	4.1	L	20	7	5	4	2	2	0	0	0	0	0	22	30	8.31	2.077								
Chuck Hartenstein, R ERA: 2.51 (5, 1)	2.2		10	3	0	0	2	0	0	0	0	0	0	14	14	0.00	1.125								
Bill Hands, R ERA: 2.37 (8, 1)	2.0		11	3	1	1	1	1	1	0	0	0	0	11	19	4.50	2.000								

Atlanta Braves @ Chicago Cubs
Wrigley Field, Chicago, IL
Fri Aug 04 1967, 3:33 AM CDT
Att: 9,278 - Sunny - 78 F

AB	35
R	6
H	13
RBI	6
BB	4
SO	5
LOB	17



Batter	1	2	3	4	5	6	7	8	9	AB	R	H	RBI	BB	SO	LOB	BOTTOM								
Don Kessinger, S OBP: 0.275, SLG: 0.261 (1, 6)	1-3		1B SF9		K				F7	5	1	2	1	0	1	0									
Glenn Beckert, R OBP: 0.306, SLG: 0.362 (1, 4)	F4		1B		F7		F6		5-3	5	0	1	0	0	0	2									
Billy Williams, L OBP: 0.350, SLG: 0.475 (1, 7)	1B		SF9		4-3		K			3	0	1	1	0	1	2									
Ron Santo, R OBP: 0.390, SLG: 0.518 (1, 5)	F9		5-3				F7			3	0	0	0	1	0	4									
14 Ernie Banks, R OBP: 0.326, SLG: 0.505 (1, 3)		K		FC3-6 1B		G4-3		G3		4	0	2	0	0	1	1									
Clarence Jones, L OBP: 0.290, SLG: 0.365 (1, 9)		1B BB		FC3-6 1B		F8		F4		3	0	0	0	1	0	2									
Al Spangler, L OBP: 0.359, SLG: 0.343 (1, 8)					1B			G3		4	1	3	0	0	0	1									
John Stephenson, L OBP: 0.280, SLG: 0.348 (1, 2)		G4-6-3			1B				F5	4	1	1	0	0	1	5									
Rich Nye, L OBP: 0.231, SLG: 0.275 (1, 1) Chuck Hartenstein, R OBP: 0.331, SLG: 0.111 (5, 1) Lee Thomas, L OBP: 0.351, SLG: 0.314 (7, PH) Bill Hands, R OBP: 0.217, SLG: 0.143 (8, 1) Norm Gigon, R OBP: 0.224, SLG: 0.279 (9, PH)			F9		F9				6-3	2	0	0	0	0	0	2									
Inning Stats	R: 0 E: 0 K: 0 S: 4	H: 1 LOB: 1 BB: 0 P: 4	R: 0 E: 0 K: 1 S: 5	H: 1 LOB: 1 BB: 1 P: 9	R: 1 E: 0 K: 0 S: 5	H: 2 LOB: 1 BB: 0 P: 5	R: 0 E: 0 K: 1 S: 7	H: 2 LOB: 2 BB: 0 P: 7	R: 0 E: 0 K: 1 S: 5	H: 0 LOB: 0 BB: 0 P: 5	R: 0 E: 0 K: 0 S: 2	H: 0 LOB: 0 BB: 1 P: 6	R: 2 E: 0 K: 1 S: 9	H: 4 LOB: 2 BB: 0 P: 9	R: 0 E: 0 K: 0 S: 4	H: 1 LOB: 1 BB: 0 P: 4	R: 0 E: 0 K: 0 S: 3	H: 0 LOB: 0 BB: 0 P: 3	1B: 11 2B: 0 3B: 0 HR: 0	SF: 1 SAC: 0 DP: 2 HBP: 0	WP: 0 PB: 0 SB: 0 CS: 0	PA: 38			
PITCHER	IP	WLS	BF	H	R	ER	SO	BB	IBB	HBP	BLK	WP	HR	S	P	ERA	WHIP								
Pat Jarvis, R ERA: 3.66 (1, 1)	6.0	W	27	9	3	3	3	2	0	0	0	0	0	31	39	4.50	1.833								
Cecil Upshaw, R ERA: 2.45 (7, 1)	3.0	S	11	2	0	0	1	0	0	0	0	0	0	13	13	0.00	0.667								

Atlanta Braves @ Chicago Cubs
Wrigley Field, Chicago, IL
Fri Aug 04 1967, 3:33 AM CDT
Att: 9,278 - Sunny - 78 F

AB	35
R	3
H	11
RBI	3
BB	2
SO	4
LOB	19



Batter	1	2	3	4	5	6	7	8	9	AB	R	H	RBI	BB	SO	LOB	TOP	
Felipe Alou, R OBP: 0.323, SLG: 0.440 (1, 8) (9, 7)	F3		F7			F8		2B		4	0	1	0	0	0	0	Atlanta Braves @ Chicago Cubs Wrigley Field, Chicago, IL Sat Aug 05 1967, 3:33 AM CDT Att: 17,231 - Sunny - 75 F	
Denis Menke, R OBP: 0.325, SLG: 0.330 (1, 6) BB	BB			K		F8		6-3		3	0	0	0	1	1			
Hank Aaron, R OBP: 0.399, SLG: 0.612 (1, 9) BB	K			K			F5		FC3-2 2B	4	0	1	0	0	2			
Joe Torre, R OBP: 0.377, SLG: 0.522 (1, 3) (9, 2)	K			K			F7		IBB 2-3 BB	3	1	0	0	1	2			
Clete Boyer, R OBP: 0.308, SLG: 0.460 (1, 5)		G5-4-3 1B			K		HR		K	4	1	2	1	0	2			
Tito Francona, L OBP: 0.283, SLG: 0.314 (1, 7) (9, 3)	F6						S 1B		E 1-2 IBB	3	0	2	0	1	0			
Bob Uecker, R OBP: 0.224, SLG: 0.201 (9, PH)										3	0	0	0	0	1			
Charlie Lau, L OBP: 0.278, SLG: 0.258 (9, PR)										1	0	0	0	0	2			
Marty Martinez, S OBP: 0.357, SLG: 0.250 (9, 4)	G5-4-3 1-2						F7		FC3-2 1-3 2-H 3-H	0	0	0	0	0	0			
Woody Woodward, R OBP: 0.286, SLG: 0.256 (9, PH)										3	0	0	0	0	1			
Mack Jones, L OBP: 0.323, SLG: 0.396 (9, 8)			5-3			F7			K	1	0	0	0	1	2			
Phil Niekro, R OBP: 0.167, SLG: 0.147 (1, 1)										3	0	0	0	0	0			
Inning Stats	R: 0 E: 0 K: 2 S: 7	H: 0 LOB: 1 BB: 1 P: 11	R: 0 E: 0 K: 0 S: 3	H: 1 LOB: 0 BB: 0 P: 3	R: 0 E: 0 K: 3 S: 3	H: 0 LOB: 0 BB: 0 P: 3	R: 0 E: 0 K: 2 S: 8	H: 1 LOB: 1 BB: 0 P: 8	R: 1 E: 0 K: 0 S: 5	H: 2 LOB: 1 BB: 0 P: 5	R: 0 E: 0 K: 0 S: 4	H: 1 LOB: 1 BB: 2 P: 4	R: 1 E: 1 K: 2 S: 8	H: 1 LOB: 2 BB: 2 P: 16	1B: 2 2B: 3 3B: 0 HR: 1	SF: 0 SAC: 0 DP: 1 HBP: 0	WP: 0 PB: 0 CS: 0	PA: 35
PITCHER Fergie Jenkins, R ERA: 2.89 (1, 1)	IP: 9.0 WLS: L BF: 35 H: 6 R: 2 ER: 1 SO: 9 BB: 2 IBB: 1 HBP: 0 BLK: 0 WP: 0 HR: 1 S: 50 P: 62 ERA: 1.00 WHIP: 0.889																	

AB	32
R	2
H	6
RBI	1
BB	3
SO	9
LOB	14



Batter	1	2	3	4	5	6	7	8	9	AB	R	H	RBI	BB	SO	LOB	BOTTOM			
Don Kessinger, S OBP: 0.275, SLG: 0.259 (1, 6)	F8		B3				F7			3	0	0	0	0	0	Atlanta Braves @ Chicago Cubs Wrigley Field, Chicago, IL Sat Aug 05 1967, 3:33 AM CDT Att: 17,231 - Sunny - 75 F				
Glenn Beckert, R OBP: 0.308, SLG: 0.366 (1, 4)	5-3		E 14 2B		G4-6-3 HBP				WP S 1B	4	0	2	0	0	1					
Billy Williams, L OBP: 0.349, SLG: 0.473 (1, 7)	6-3		L6						K 1-3	4	0	1	0	0	2					
Ron Santo, R OBP: 0.389, SLG: 0.514 (1, 5)		K	E 14 BB			K			F5	3	0	0	0	1	2					
14 Ernie Banks, R OBP: 0.322, SLG: 0.500 (1, 3)		K	E6 1-2 2-3			E5			6-3	4	0	0	0	1	3					
Clarence Jones, L OBP: 0.295, SLG: 0.368 (3, PH)										1	1	1	0	0	0					
Al Spangler, L OBP: 0.363, SLG: 0.338 (4, 9)		BB E 1B	K			F6				2	0	0	0	1	4					
Randy Hundley, R OBP: 0.336, SLG: 0.408 (1, 2)									BB 1B	4	0	1	0	0	2					
Adolfo Phillips, R OBP: 0.380, SLG: 0.500 (1, 8)										3	0	0	0	1	3					
Fergie Jenkins, R OBP: 0.182, SLG: 0.226 (9, PH)										3	0	1	0	0	1					
Norm Gigon, R OBP: 0.221, SLG: 0.274 (9, PH)			L1 3-H							1	0	0	0	0	1					
Inning Stats	R: 0 E: 0 K: 0 S: 3	H: 2 LOB: 2 BB: 1 P: 13	R: 0 E: 1 K: 1 S: 7	H: 1 LOB: 3 BB: 1 P: 11	R: 0 E: 0 K: 2 S: 7	H: 0 LOB: 0 BB: 0 P: 7	R: 0 E: 0 K: 1 S: 2	H: 1 LOB: 1 BB: 0 P: 3	R: 0 E: 1 K: 1 S: 6	H: 0 LOB: 1 BB: 0 P: 6	R: 0 E: 0 K: 1 S: 5	H: 1 LOB: 0 BB: 0 P: 5	R: 0 E: 0 K: 1 S: 6	H: 1 LOB: 1 BB: 0 P: 6	R: 0 E: 0 K: 2 S: 7	H: 0 LOB: 1 BB: 1 P: 11	1B: 5 2B: 1 3B: 0 HR: 0	SF: 0 SAC: 0 DP: 1 HBP: 1	WP: 1 PB: 0 CS: 0	PA: 36
PITCHER Phil Niekro, R ERA: 1.38 (1, 1)	IP: 9.0 WLS: W BF: 36 H: 6 R: 1 ER: 0 SO: 10 BB: 3 IBB: 0 HBP: 1 BLK: 0 WP: 1 HR: 0 S: 52 P: 65 ERA: 0.00 WHIP: 1.000																			

AB	32
R	1
H	6
RBI	0
BB	3
SO	10
LOB	17



Batter	1	2	3	4	5	6	7	8	9	AB	R	H	RBI	BB	SO	LOB	TOP		
Felipe Alou, R OBP: 0.322, SLG: 0.437 (1, 8)										5	0	1	0	0	0	1			
Tito Francona, L OBP: 0.296, SLG: 0.318 (1, 3)										4	2	1	0	1	0	1			
Hank Aaron, R OBP: 0.395, SLG: 0.606 (1, 9)										4	0	0	0	0	2	3			
Joe Torre, R OBP: 0.375, SLG: 0.529 (1, 2)										4	1	1	2	0	1	1			
Clete Boyer, R OBP: 0.310, SLG: 0.463 (1, 5)										4	1	2	0	0	1	0			
Rico Carty, R OBP: 0.333, SLG: 0.399 (1, 7)										4	1	2	2	0	0	0			
Denis Menke, R OBP: 0.324, SLG: 0.335 (1, 6)										4	1	1	1	0	0	2			
Woody Woodward, R OBP: 0.285, SLG: 0.254 (1, 4)										3	0	0	0	1	0	0			
Ken Johnson, R OBP: 0.179, SLG: 0.098 (1, 1)										3	0	0	0	0	0	0			
Dick Kelley, R OBP: 0.313, SLG: 0.333 (9, 1)										0	0	0	0	0	0	0			
Cecil Upshaw, R (9, 1)										0	0	0	0	0	0	0			
Inning Stats	R: 2 E: 0 K: 2 S: 8	H: 1 LOB: 0 BB: 1 P: 12	R: 0 E: 0 K: 0 S: 3	H: 0 LOB: 0 BB: 0 P: 3	R: 0 E: 0 K: 1 S: 6	H: 1 LOB: 1 BB: 0 P: 6	R: 3 E: 0 K: 0 S: 6	H: 3 LOB: 1 BB: 1 P: 10	R: 1 E: 1 K: 0 S: 6	H: 2 LOB: 2 BB: 0 P: 6	R: 0 E: 0 K: 1 S: 5	H: 0 LOB: 0 BB: 0 P: 5	R: 0 E: 0 K: 0 S: 3	H: 0 LOB: 0 BB: 0 P: 3	R: 0 E: 0 K: 0 S: 3	H: 0 LOB: 0 BB: 0 P: 3	1B: 3 2B: 3 3B: 1 HR: 1	SF: 0 SAC: 1 DP: 0 HBP: 0	WP: 1 PA: 38 PB: 0 SB: 0 CS: 0
PITCHER	IP WLS BF H R ER SO BB IBB HBP BLK WP HR S P ERA WHIP																		
Ray Culp, R ERA: 3.58 (1, 1)	3.1 L 16 5 5 5 3 1 0 0 0 0 0 1 21 25 13.50 1.800																		
Pete Mikkelsen, R ERA: 4.19 (4, 1)	1.2 9 2 1 0 0 1 0 0 0 0 1 0 8 12 0.00 1.800																		
Bill Stoneman, R ERA: 4.15 (6, 1)	3.0 10 1 0 0 1 0 0 0 0 0 0 0 12 12 0.00 0.333																		
Joe Niekro, R ERA: 3.62 (9, 1)	1.0 3 0 0 0 0 0 0 0 0 0 0 0 3 3 0.00 0.000																		

Atlanta Braves @ Chicago Cubs
Wrigley Field, Chicago, IL
Sun Aug 06 1967, 3:33 AM CDT
Att: 20,518 - Unknown - 80 F

AB 35
R 6
H 8
RBI 5
BB 2
SO 4
LOB 8



Batter	1	2	3	4	5	6	7	8	9	AB	R	H	RBI	BB	SO	LOB	BOTTOM		
Don Kessinger, S OBP: 0.280, SLG: 0.264 (1, 6)										4	0	3	0	0	0	1			
Glenn Beckert, R OBP: 0.305, SLG: 0.362 (1, 4)										4	1	0	0	0	0	4			
Billy Williams, L OBP: 0.351, SLG: 0.475 (1, 7)										4	1	2	1	0	0	1			
Ron Santo, R OBP: 0.386, SLG: 0.509 (1, 5)										4	0	0	0	0	2	3			
14 Ernie Banks, R OBP: 0.322, SLG: 0.503 (1, 3)										4	1	1	1	0	0	1			
Clarence Jones, L OBP: 0.303, SLG: 0.360 (1, 9)										2	0	0	0	2	1	0			
Randy Hundley, R OBP: 0.333, SLG: 0.404 (1, 2)										4	0	0	1	0	0	2			
Adolfo Phillips, R OBP: 0.382, SLG: 0.510 (1, 8)										4	1	2	1	0	0	1			
Ray Culp, R ERA: 3.58 (1, 1)	8.1 W 32 8 4 4 4 1 0 0 0 0 0 1 39 43 4.32 1.080																		
Pete Mikkelsen, R (4, 1)	0.0 1 0 0 0 0 1 0 0 0 0 0 0 4 4 0.00 0.000																		
Byron Browne, R ERA: 4.53 (5, PH)	0.2 S 2 0 0 0 0 0 0 0 0 0 0 0 2 2 0.00 0.000																		
Bill Stoneman, R (6, 1)																			
Lee Thomas, L OBP: 0.299, SLG: 0.332 (8, PH)																			
Joe Niekro, R OBP: 0.162, SLG: 0.200 (9, 1)																			
Inning Stats	R: 1 E: 1 K: 0 S: 5	H: 2 LOB: 1 BB: 0 P: 5	R: 0 E: 0 K: 0 S: 3	H: 0 LOB: 0 BB: 0 P: 3	R: 0 E: 0 K: 1 S: 5	H: 1 LOB: 0 BB: 0 P: 5	R: 0 E: 0 K: 1 S: 5	H: 0 LOB: 0 BB: 0 P: 5	R: 1 E: 1 K: 0 S: 6	H: 1 LOB: 1 BB: 0 P: 6	R: 0 E: 0 K: 0 S: 4	H: 0 LOB: 0 BB: 1 P: 6	R: 0 E: 0 K: 0 S: 4	H: 1 LOB: 1 BB: 0 P: 4	R: 2 E: 0 K: 1 S: 7	H: 2 LOB: 1 BB: 1 P: 11	1B: 5 2B: 1 3B: 1 HR: 1	SF: 0 SAC: 0 DP: 1 HBP: 0	WP: 0 PA: 35 PB: 0 SB: 0 CS: 1
PITCHER	IP WLS BF H R ER SO BB IBB HBP BLK WP HR S P ERA WHIP																		
Ken Johnson, R ERA: 2.77 (1, 1)	8.1 W 32 8 4 4 4 1 0 0 0 0 0 1 39 43 4.32 1.080																		
Dick Kelley, L ERA: 4.53 (9, 1)	0.0 1 0 0 0 0 1 0 0 0 0 0 0 4 4 0.00 0.000																		
Cecil Upshaw, R ERA: 2.35 (9, 1)	0.2 S 2 0 0 0 0 0 0 0 0 0 0 0 2 2 0.00 0.000																		

Atlanta Braves @ Chicago Cubs
Wrigley Field, Chicago, IL
Sun Aug 06 1967, 3:33 AM CDT
Att: 20,518 - Unknown - 80 F

AB 33
R 4
H 8
RBI 4
BB 2
SO 4
LOB 14

Batter	1	2	3	4	5	6	7	8	9	AB	R	H	RBI	BB	SO	LOB	TOP			
Felipe Alou, R OBP: 0.320, SLG: 0.431 (1, 8)										4	0	1	0	0	1	2				
Tito Francona, L OBP: 0.290, SLG: 0.327 (1, 3)										4	1	2	0	0	0	1				
Hank Aaron, R OBP: 0.390, SLG: 0.594 (1, 9)										4	0	1	0	0	0	2				
Joe Torre, R OBP: 0.371, SLG: 0.518 (1, 2)										4	0	1	1	0	0	2				
Clete Boyer, R OBP: 0.311, SLG: 0.457 (1, 5)										3	0	1	0	1	0	1				
Rico Carty, R OBP: 0.330, SLG: 0.395 (1, 7)										4	0	0	0	0	0	4				
Denis Menke, R OBP: 0.324, SLG: 0.341 (1, 6)										4	0	1	0	0	1	1				
Woody Woodward, R OBP: 0.286, SLG: 0.255 (1, 4)										1	0	0	0	0	0	0				
Charlie Lau, L OBP: 0.270, SLG: 0.250 (4, PH)										1	0	0	0	0	0	1				
Marty Martinez, S OBP: 0.341, SLG: 0.237 (4, 4)										2	0	0	0	0	0	1				
Clay Carroll, R (1, 1)										0	0	0	0	0	0	0				
Ed Rakow, S (1, 1)										1	0	0	0	0	0	0				
Mack Jones, L OBP: 0.252, SLG: 0.398 (4, PH)										0	0	0	0	0	0	0				
Dick Kelley, L OBP: 0.250, SLG: 0.333 (4, 1)										0	0	0	0	0	0	0				
Jay Ritchie, R OBP: 0.250, SLG: 0.355 (8, 1)										0	0	0	0	0	0	0				
Gary Geiger, R OBP: 0.250, SLG: 0.239 (7, PH)										1	0	0	0	0	1	0				
Claude Raymond, R OBP: 0.143, SLG: 0.226 (7, 1)										0	0	0	0	0	0	0				
Inning Stats	R: 0 E: 0 K: 0 S: 5	H: 2 LOB: 3 BB: 1 P: 9	R: 0 E: 0 K: 0 S: 3	H: 0 LOB: 0 BB: 0 P: 3	R: 1 E: 0 K: 0 S: 5	H: 2 LOB: 1 BB: 0 P: 5	R: 0 E: 1 K: 2 S: 9	H: 1 LOB: 2 BB: 0 P: 9	R: 0 E: 0 K: 0 S: 3	H: 0 LOB: 0 BB: 0 P: 3	R: 0 E: 0 K: 1 S: 5	H: 0 LOB: 0 BB: 0 P: 5	R: 0 E: 0 K: 0 S: 3	H: 1 LOB: 0 BB: 0 P: 3	R: 0 E: 0 K: 0 S: 4	H: 2 LOB: 1 BB: 0 P: 4	1B: 7 2B: 2 3B: 0 HR: 0	SF: 0 SAC: 0 DP: 2 HBP: 0	WP: 0 PB: 0 SB: 0 CS: 0	PA: 35
PITCHER	IP	WLS	BF	H	R	ER	SO	BB	IBB	HBP	BLK	WP	HR	S	P	ERA	WHIP			
Tom Seaver, R ERA: 3.12 (1, 1)	9.0	W	35	8	1	1	3	1	0	0	0	0	0	40	44	1.00	1.000			

Atlanta Braves @ New York Mets
Shea Stadium, Flushing, NY
Wed Aug 09 1967, 3:33 AM EDT
Att: 19,556 - Unknown

AB 34
R 1
H 8
RBI 1
BB 1
SO 3
LOB 15

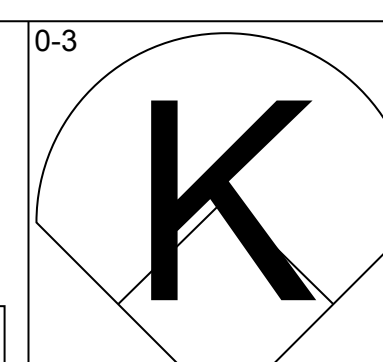
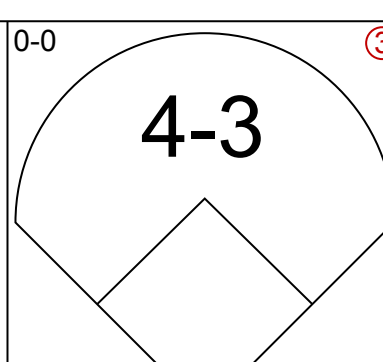
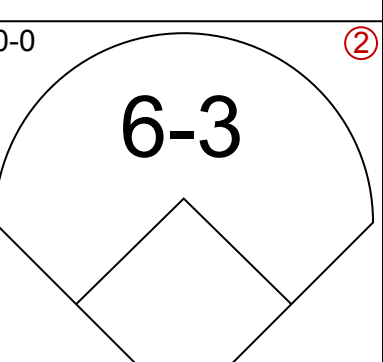
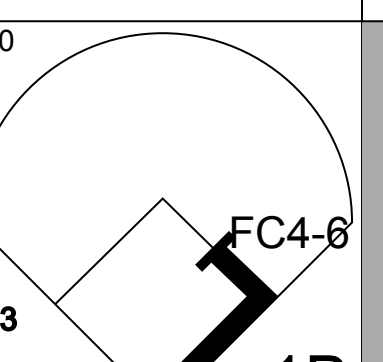
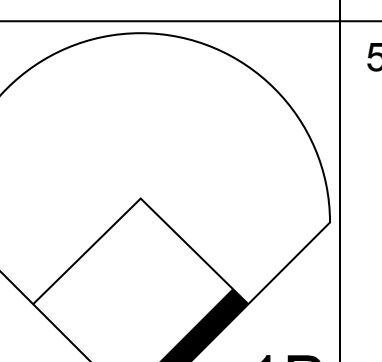
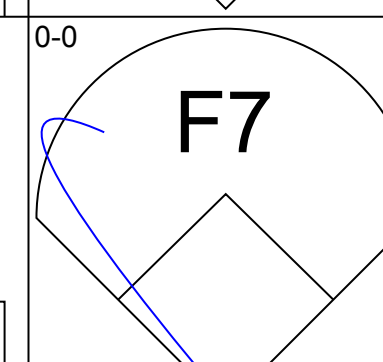
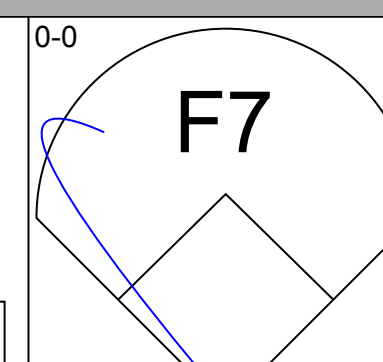
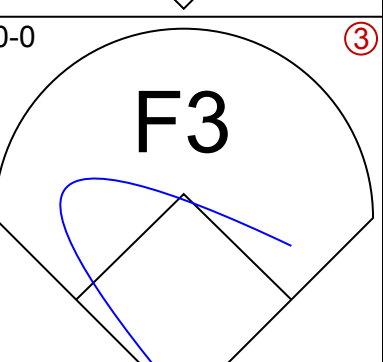
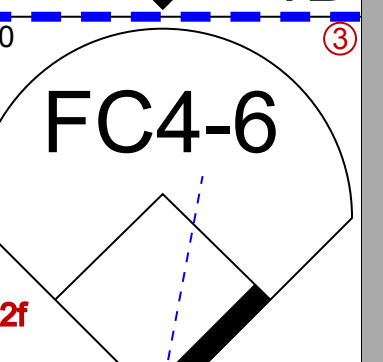
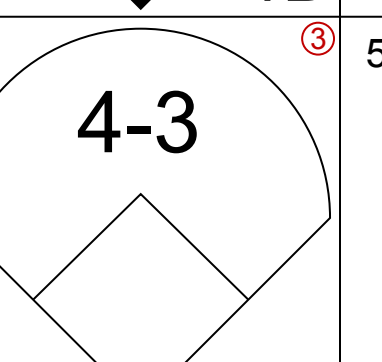
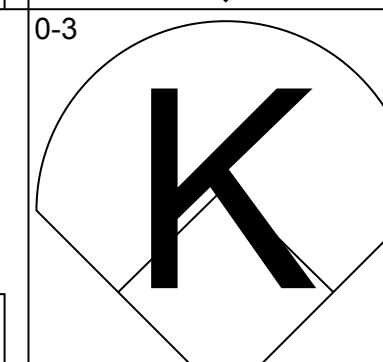
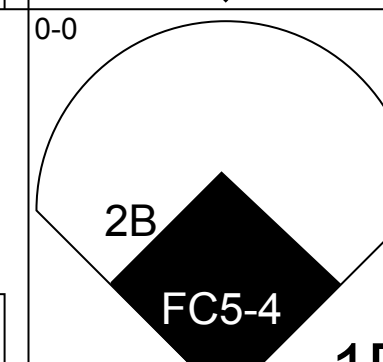
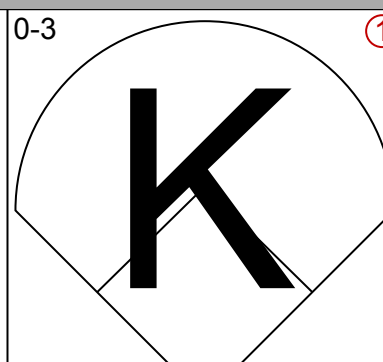
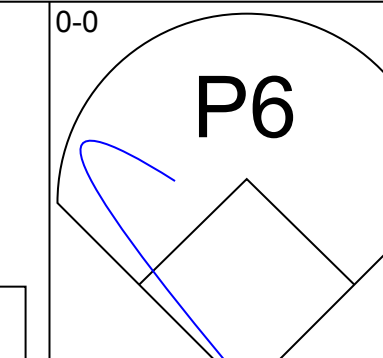
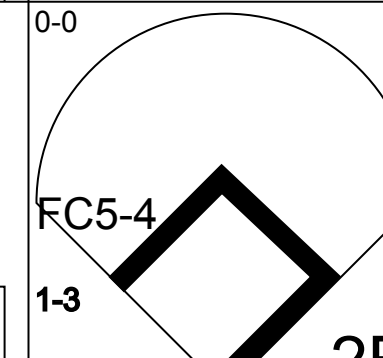
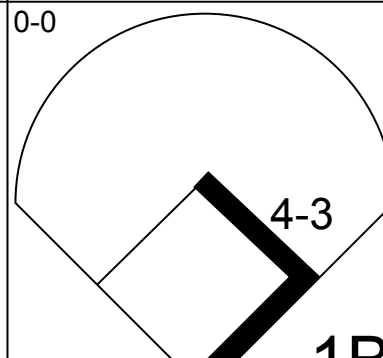
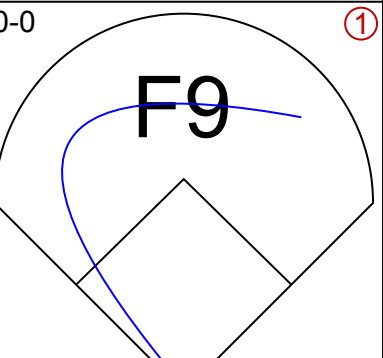
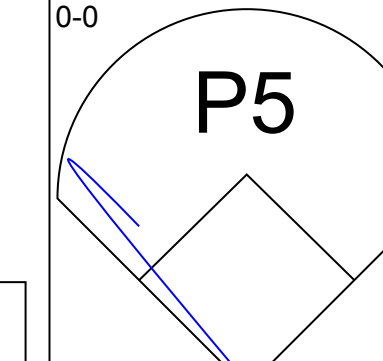
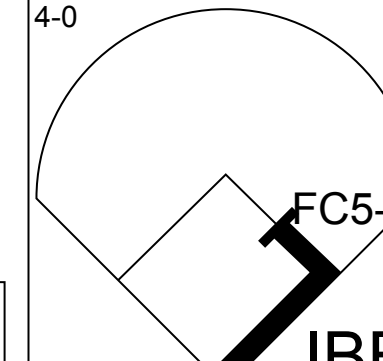
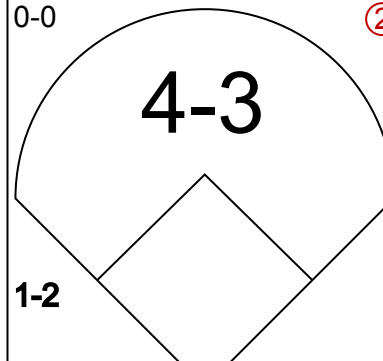
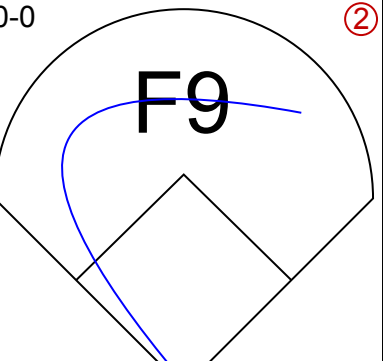

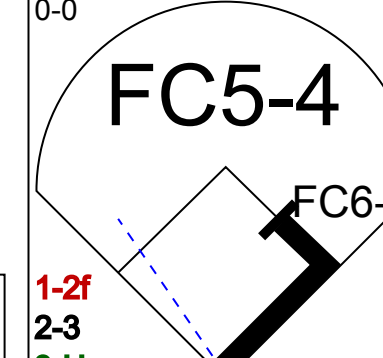
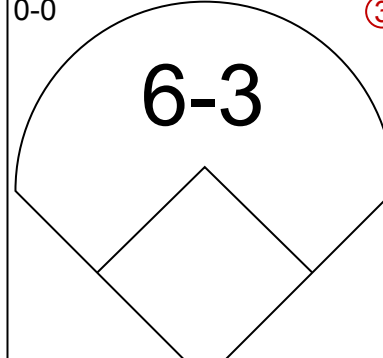
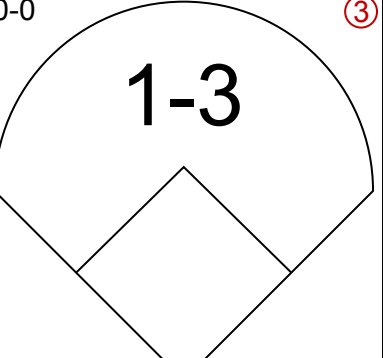
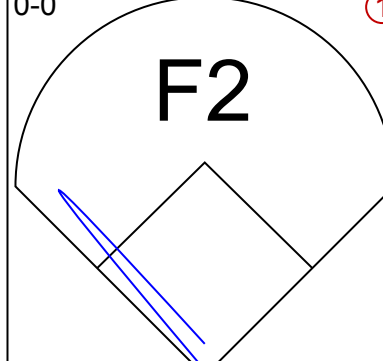
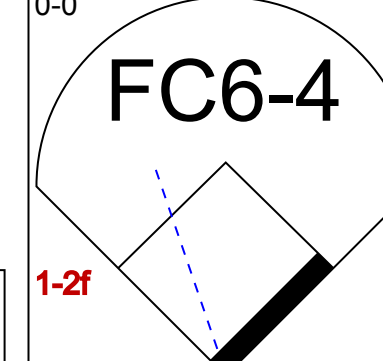
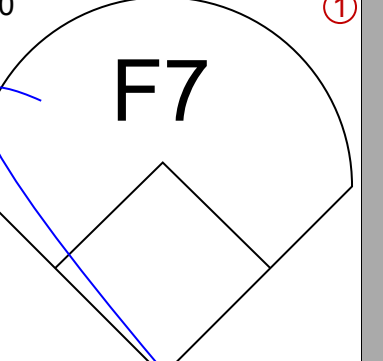
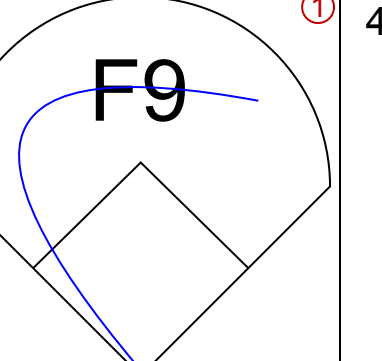

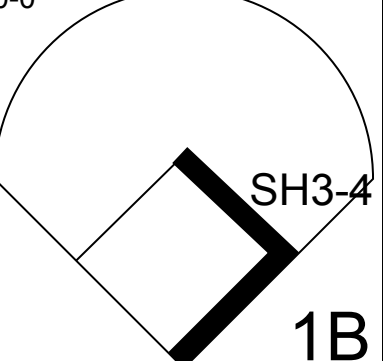
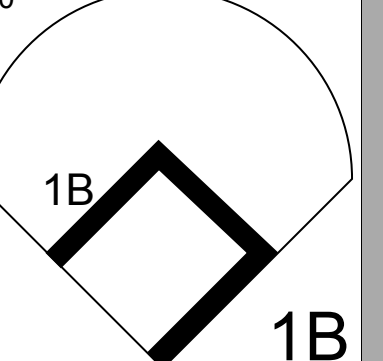
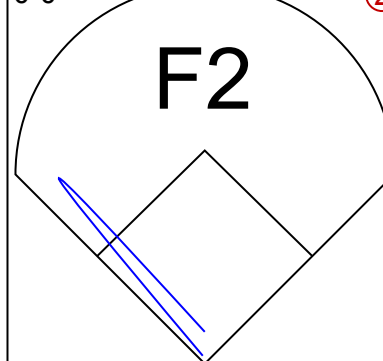
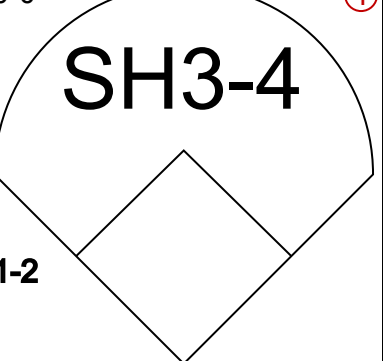
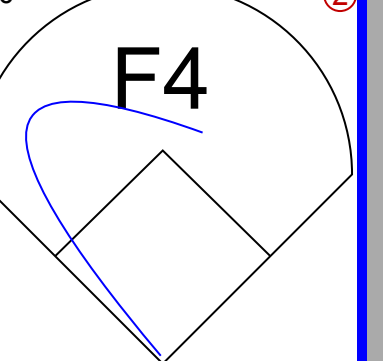
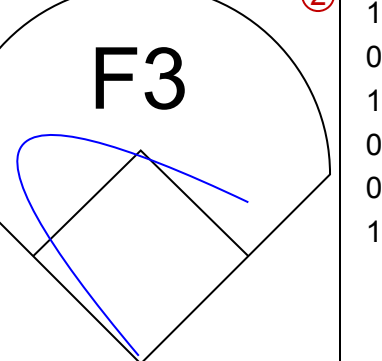


Batter	1	2	3	4	5	6	7	8	9	AB	R	H	RBI	BB	SO	LOB	BOTTOM			
Bud Harrelson, S OBP: 0.337, SLG: 0.331 (1, 6)										4	1	2	0	0	0	3				
Larry Stahl, L OBP: 0.259, SLG: 0.269 (1, 8)										4	1	1	1	0	1	1				
Bob Johnson, R OBP: 0.383, SLG: 0.541 (1, 4)										4	0	2	0	0	0	0				
Tommy Davis, R OBP: 0.349, SLG: 0.483 (1, 7)										4	1	0	1	0	0	2				
Tommy Reynolds, R OBP: 0.275, SLG: 0.272 (8, 7)										0	0	0	0	0	0	0				
Ed Kranepool, L OBP: 0.337, SLG: 0.391 (1, 3)										3	1	0	0	1	0	2				
Ed Charles, R OBP: 0.338, SLG: 0.321 (1, 5)										3	1	1	0	1	0	0				
Ron Swoboda, R OBP: 0.337, SLG: 0.411 (1, 9)										4	0	2	2	0	1	0				
Greg Goossen, R OBP: 0.244, SLG: 0.231 (1, 2)										3	0	1	1	0	1	0				
Tom Seaver, R OBP: 0.288, SLG: 0.220 (1, 1)										3	0	0	0	0	1	5				
Inning Stats	R: 4 E: 0 K: 0 S: 8	H: 5 LOB: 2 BB: 1 P: 12	R: 0 E: 0 K: 0 S: 3	H: 1 LOB: 0 BB: 0 P: 3	R: 0 E: 0 K: 2 S: 7	H: 0 LOB: 0 BB: 0 P: 7	R: 0 E: 0 K: 1 S: 5	H: 0 LOB: 0 BB: 0 P: 5	R: 1 E: 0 K: 0 S: 5	H: 2 LOB: 3 BB: 1 P: 10	R: 0 E: 0 K: 0 S: 4	H: 1 LOB: 1 BB: 0 P: 4	R: 0 E: 0 K: 1 S: 5	H: 0 LOB: 0 BB: 0 P: 5	1B: 8 2B: 1 3B: 0 HR: 0	SF: 0 SAC: 0 DP: 0 HBP: 1	WP: 0 PB: 0 SB: 1 CS: 1	PA: 35		
PITCHER	IP	WLS	BF	H	R	ER	SO	BB	IBB	HBP	BLK	WP	HR	S	P	ERA	WHIP			
Clay Carroll, R ERA: 5.47 (1, 1)	0.2	L	7	4	4	4	0	1	0	0	0	0	0	8	8	0.00	0.857			
Ed Rakow, R ERA: 8.55 (4, 1)	2.1		10	2	1	1	3	1	0	0	0	0	0	15	19	3.86	1.286			
Dick Kelley, L ERA: 4.79 (6, 1)	0.2		3	0	0	0	0	0	0	1	0	0	0	2	3	0.00	0.000			
Jay Ritchie, R ERA: 3.6 (7, 1)	2.0		7	1	0	0	1	0	0	0	0	0	0	9	9	0.00	0.500			

Atlanta Braves @ New York Mets
Shea Stadium, Flushing, NY
Wed Aug 09 1967, 3:33 AM EDT
Att: 19,556 - Unknown

AB 32
R 5
H 9
RBI 5
BB 2
SO 4
LOB 13

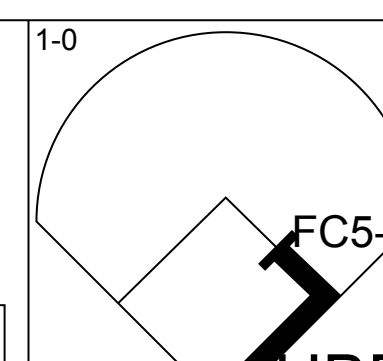
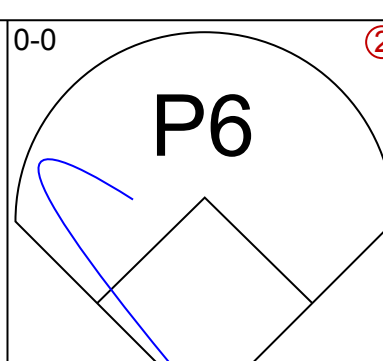
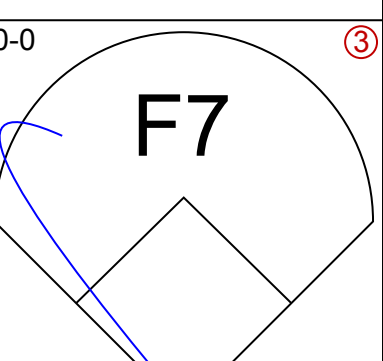
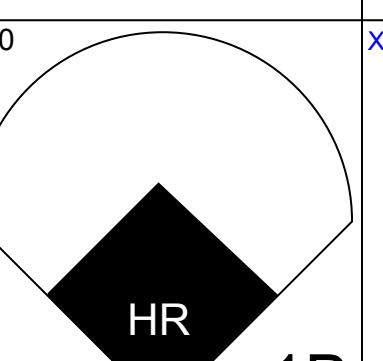

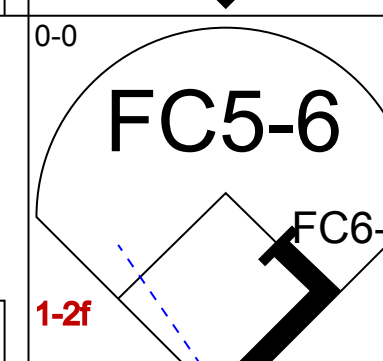

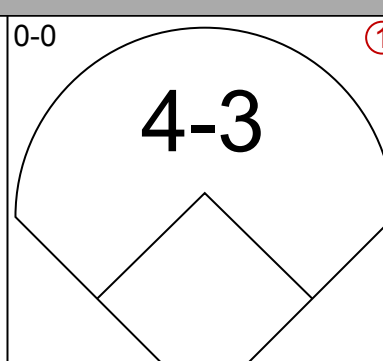
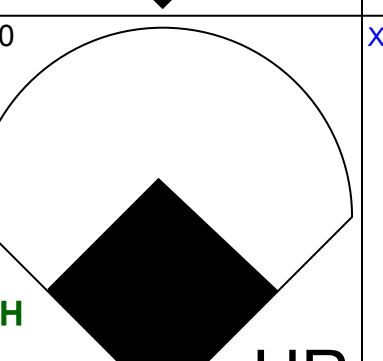

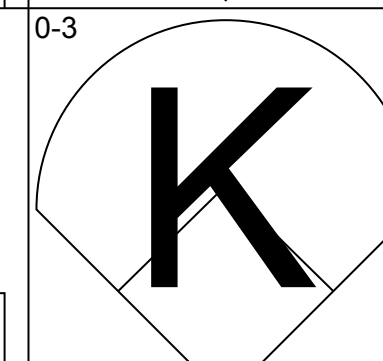
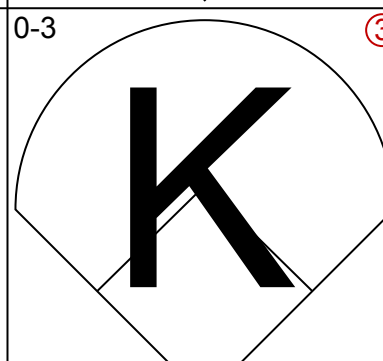
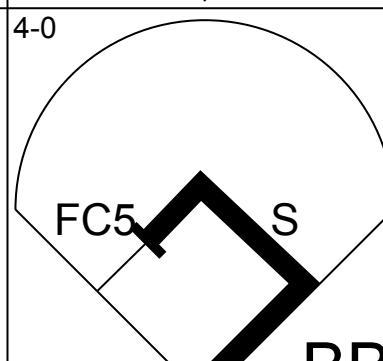
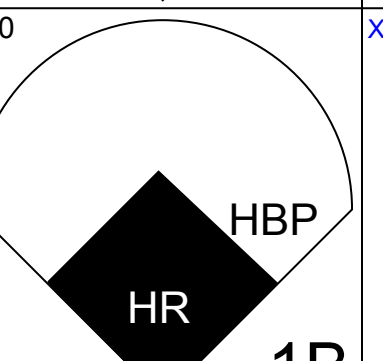

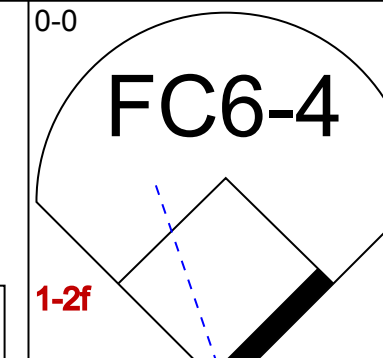
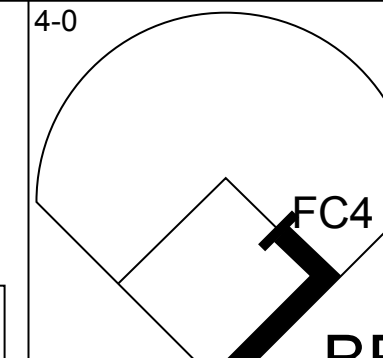
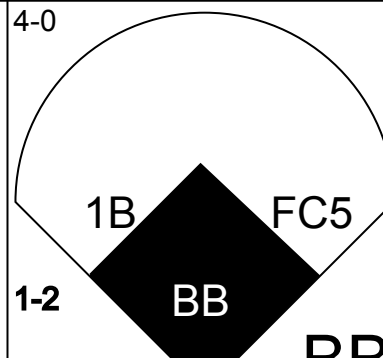
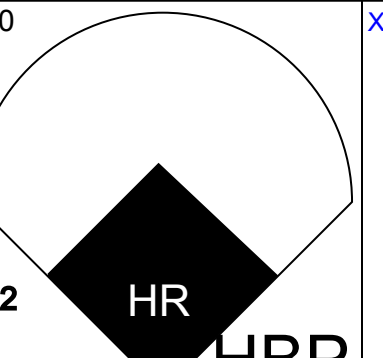

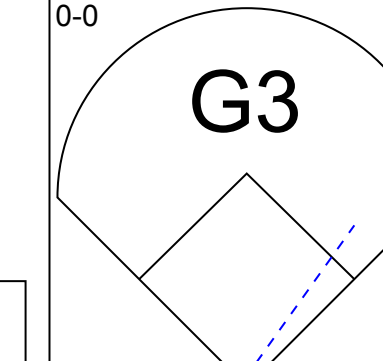
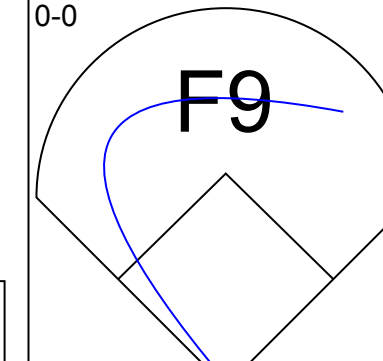
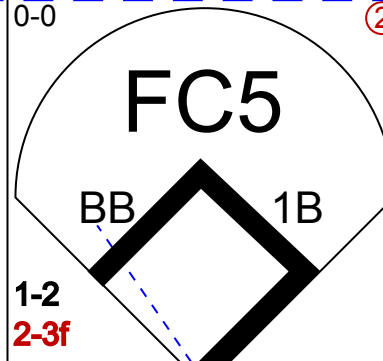
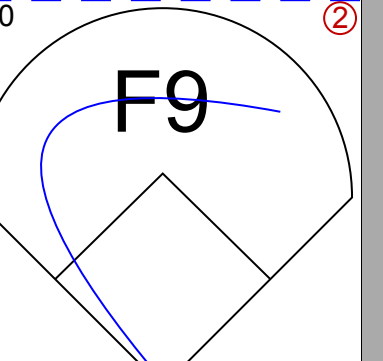
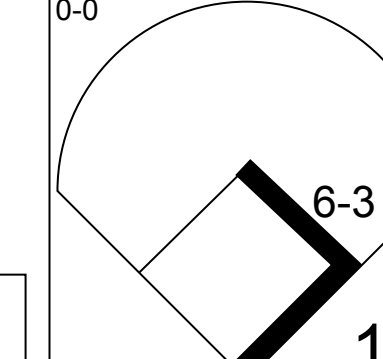
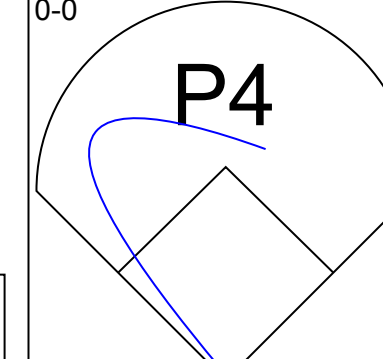
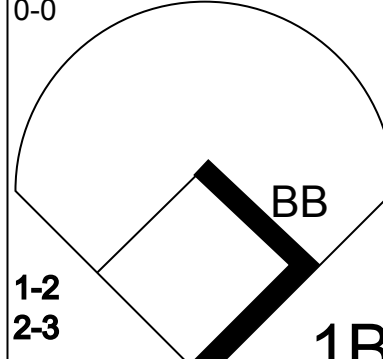
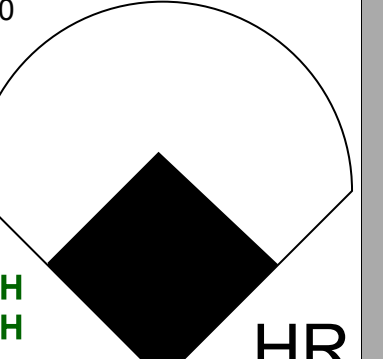
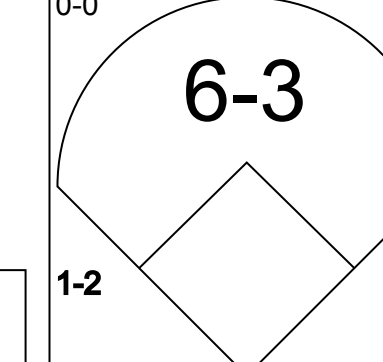
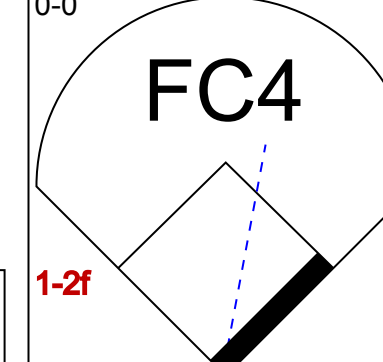
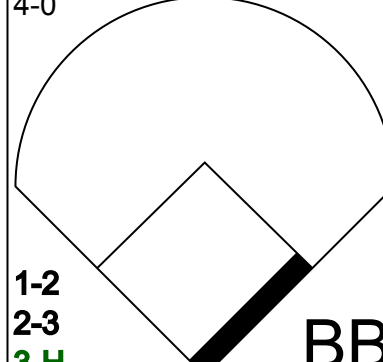
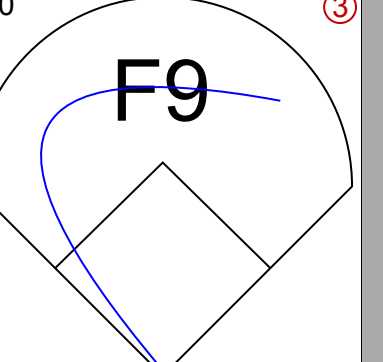
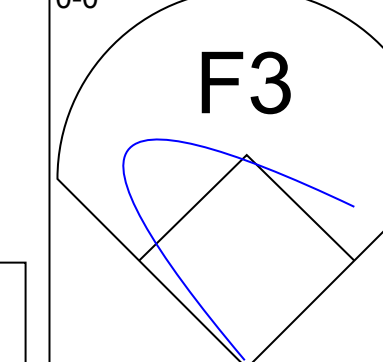
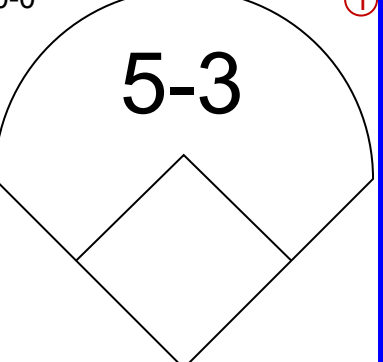
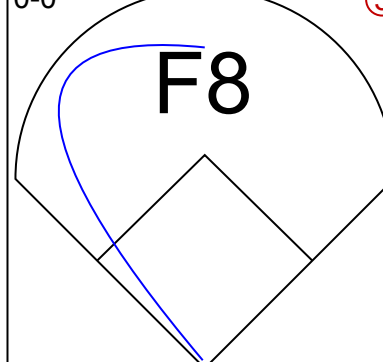


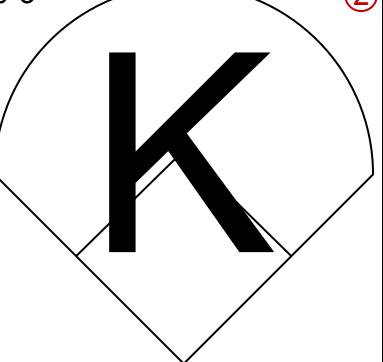
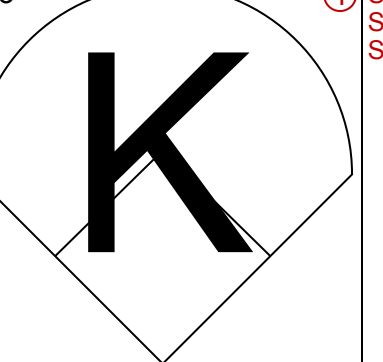



Batter	1	2	3	4	5	6	7	8	9	AB	R	H	RBI	BB	SO	LOB	TOP			
Norm Miller, L OBP: 0.319, SLG: 0.347 (1, 7)										5	0	2	0	0	1	2				
Joe Morgan, L OBP: 0.401, SLG: 0.434 (1, 4)										5	0	0	0	0	0	5				
Jimmy Wynn, R OBP: 0.343, SLG: 0.526 (1, 8)										4	2	2	1	0	2	0				
Rusty Staub, L OBP: 0.401, SLG: 0.501 (1, 9)										4	0	2	0	0	0	0				
Eddie Mathews, L OBP: 0.331, SLG: 0.388 (1, 3)										3	0	0	0	1	0	1				
Bob Aspromonte, R OBP: 0.352, SLG: 0.391 (1, 5)										4	0	0	1	0	1	3				
Ron Brand, R OBP: 0.311, SLG: 0.263 (1, 2)										4	0	0	0	0	0	2				
Bob Lillis, R OBP: 0.286, SLG: 0.290 (1, 6)										4	0	4	0	0	0	0				
Don Wilson, R Carroll Sembera, R Doug Kester, R Barry Latman, R Larry Sherry, R Ron Davis, R (1, 1) (6, 1) (7, PH) (7, 1) (7, 1) (6, PH)										1	0	0	0	0	0	1				
Inning Stats	R: 0 E: 0 K: 2 S: 7	H: 0 LOB: 0 BB: 0 P: 7	R: 0 E: 0 K: 1 S: 5	H: 0 LOB: 0 BB: 0 P: 5	R: 0 E: 0 K: 0 S: 4	H: 1 LOB: 1 BB: 0 P: 4	R: 1 E: 0 K: 0 S: 5	H: 2 LOB: 2 BB: 1 P: 9	R: 0 E: 0 K: 1 S: 6	H: 1 LOB: 1 BB: 0 P: 6	R: 0 E: 0 K: 0 S: 5	H: 2 LOB: 2 BB: 0 P: 5	R: 1 E: 0 K: 0 S: 4	H: 1 LOB: 0 BB: 0 P: 4	R: 0 E: 0 K: 0 S: 5	H: 2 LOB: 2 BB: 0 P: 5	1B: 8 2B: 1 3B: 0 HR: 1	SF: 0 SAC: 1 DP: 0 HBP: 0	WP: 0 PB: 0 SB: 0 CS: 0	PA: 38
PITCHER	IP WLS BF H R ER SO BB IBB HBP BLK WP HR S P ERA WHIP																			
Pat Jarvis, R ERA: 3.55 (1, 1)	6.2 W 28 7 1 1 4 0 1 0 0 0 0 0 35 39 1.35 1.050																			
Ramon Hernandez, L ERA: 4.73 (7, 1)	2.1 S 10 3 1 1 0 0 0 0 0 0 1 10 10 3.86 1.286																			

Houston Astros @ Atlanta Braves
Atlanta Stadium, Atlanta, GA
Thu Aug 10 1967, 7:05 PM EDT
Att: 15,222 - Unknown

AB 36
R 2
H 10
RBI 2
BB 1
SO 4
LOB 16



Batter	1	2	3	4	5	6	7	8	9	AB	R	H	RBI	BB	SO	LOB	BOTTOM			
Felipe Alou, R OBP: 0.323, SLG: 0.432 (1, 3)										4	2	2	0	0	0	0				
Mack Jones, L OBP: 0.329, SLG: 0.424 (1, 7)										5	3	3	5	0	0	1				
Hank Aaron, R Gary Geiger, L (1, 8) (9, 8)										4	1	2	1	1	2	1				
Joe Torre, R OBP: 0.374, SLG: 0.515 (1, 2)										2	2	0	0	2	0	2				
Clete Boyer, R OBP: 0.308, SLG: 0.452 (1, 5)										4	0	0	0	0	0	5				
Rico Carty, R OBP: 0.335, SLG: 0.410 (1, 9)										4	1	3	3	0	0	1				
Denis Menke, R OBP: 0.323, SLG: 0.338 (1, 6)										3	0	0	1	1	0	2				
Woody Woodward, R Tito Francona, L Marty Martinez, S (1, 4) (6, PH) (7, 4)										2	0	0	0	0	0	1				
Pat Jarvis, R Ramon Hernandez, S (1, 1) (7, 1)										2	0	0	0	0	1	0				
Inning Stats	R: 0 E: 0 K: 1 S: 5	H: 0 LOB: 1 BB: 0 P: 6	R: 0 E: 0 K: 0 S: 4	H: 1 LOB: 1 BB: 0 P: 4	R: 1 E: 0 K: 1 S: 6	H: 1 LOB: 0 BB: 0 P: 6	R: 0 E: 0 K: 0 S: 3	H: 0 LOB: 1 BB: 1 P: 7	R: 0 E: 0 K: 1 S: 5	H: 0 LOB: 0 BB: 0 P: 5	R: 1 E: 0 K: 0 S: 4	H: 1 LOB: 3 BB: 3 P: 16	R: 5 E: 0 K: 1 S: 9	H: 4 LOB: 0 BB: 0 P: 10	R: 3 E: 1 K: 1 S: 8	H: 3 LOB: 0 BB: 0 P: 8	1B: 6 2B: 1 3B: 0 HR: 3	SF: 0 SAC: 0 DP: 1 HBP: 2	WP: 0 PB: 0 SB: 1 CS: 0	PA: 40
PITCHER	IP WLS BF H R ER SO BB IBB HBP BLK WP HR S P ERA WHIP																			
Don Wilson, R ERA: 2.93 (1, 1)	5.1 L 22 2 2 2 3 3 0 0 0 0 0 0 3 7 3.38 0.938																			
Carroll Sembera, R ERA: 4.61 (6, 1)	0.2 4 1 0 0 0 1 0 0 0 0 0 0 3 7 0.00 3.000																			
Barry Latman, R ERA: 4.64 (7, 1)	0.1 5 3 4 4 1 0 0 1 0 0 1 6 7 108.00 9.000																			
Larry Sherry, R ERA: 6.08 (7, 1)	1.2 9 4 4 3 1 0 0 0 0 0 1 11 11 16.20 2.400																			

Houston Astros @ Atlanta Braves
Atlanta Stadium, Atlanta, GA
Thu Aug 10 1967, 7:05 PM EDT
Att: 15,222 - Unknown

AB 34
R 10
H 10
RBI 10
BB 4
SO 5
LOB 17



Batter	1	2	3	4	5	6	7	8	9	10	11	12	13	14	15	16	AB	R	H	RBI	BB	SO	LOB	TOP								
Norm Miller, L Larry Sherry, R Dan Schneider, L Barry Latman, R	K		K		G3		3-1			SH1-4		F5		K			5	0	0	0	0	2	1									
Joe Morgan, L	1B				WP SF8 BB		G3			1-3					F8		6	2	2	0	1	0	2									
Jimmy Wynn, R	1B				F9 SF8 BB					5-3			F3				6	2	2	0	1	1	2									
Rusty Staub, L	G4-6-3				F9 SF8 BB					F3			F3				5	1	3	2	1	0	2									
Eddie Mathews, L					1B																											
Doug Rader, R Bob Aspromonte, R		4-3			F9																											
John Bateman, R					FC5-4																											
Bob Lillis, R																																
Wade Blasingame, L Lee May, R Carroll Sembera, R Ron Blalock, R Dave Eilers, R Ron Davis, R Joe Mauer, R																																
Inning Stats	R: 0 E: 0 K: 1 S: 6	H: 2 LOB: 1 BB: 0 P: 6	R: 0 E: 0 K: 1 S: 5	H: 0 LOB: 0 BB: 0 P: 5	R: 0 E: 0 K: 1 S: 4	H: 1 LOB: 1 BB: 2 P: 12	R: 0 E: 0 K: 0 S: 4	H: 1 LOB: 1 BB: 0 P: 4	R: 2 E: 0 K: 1 S: 6	H: 3 LOB: 1 BB: 0 P: 6	R: 0 E: 0 K: 0 S: 3	H: 0 LOB: 0 BB: 0 P: 3	R: 0 E: 0 K: 1 S: 5	H: 0 LOB: 0 BB: 0 P: 5	R: 0 E: 0 K: 1 S: 6	H: 1 LOB: 1 BB: 0 P: 6	R: 0 E: 0 K: 1 S: 5	H: 0 LOB: 0 BB: 0 P: 5	R: 1 E: 0 K: 1 S: 7	H: 3 LOB: 2 BB: 1 P: 11	R: 0 E: 0 K: 2 S: 7	H: 0 LOB: 0 BB: 0 P: 7	R: 0 E: 0 K: 1 S: 5	H: 2 LOB: 2 BB: 0 P: 7	R: 0 E: 0 K: 1 S: 5	H: 0 LOB: 0 BB: 0 P: 5	R: 0 E: 0 K: 1 S: 5	H: 0 LOB: 0 BB: 0 P: 5	1B: 13 2B: 1 3B: 0 HR: 0	SF: 1 DP: 1 HBP: 0	WP: 1 PB: 0 SB: 3 CS: 0	PA: 63
PITCHER	IP 9.1	WLS 37	BF 8	H 4	R 4	ER 5	SO 5	BB 2	IBB 0	HBP 0	BLK 0	WP 0	HR 0	ER 4	SO 5	P 53	ERA 3.86	WHIP 1.071														
Ed Rakow, R	(16, 1)	1.0	WLS 3	BF 0	H 0	R 0	ER 0	SO 1	BB 0	IBB 0	HBP 0	BLK 0	WP 0	HR 0	ER 0	SO 5	P 5	ERA 0.00	WHIP 0.000													
Ramon Hernandez, L	(10, 1)	0.1	1	0	0	0	0	0	0	0	0	0	0	0	0	1	1	0.00	0.000													
Cecil Upshaw, R	(10, 1)	3.0	13	4	1	1	2	0	1	0	0	0	0	0	0	16	3.00	1.333														
Claude Raymond, R	(13, 1)	0.1	1	0	0	0	1	0	0	0	0	0	0	0	0	3	3	0.00	0.000													
Jay Ritchie, R	(14, 1)	2.0	8	2	0	0	3	0	0	0	0	0	0	0	0	14	14	0.00	1.000													

Houston Astros @ Atlanta Braves
Atlanta Stadium, Atlanta, GA
Fri Aug 11 1967, 7:05 PM EDT
Att. 15,143 - Unknown

AB 56
R 14
H 5
RBI 5
BB 3
SO 12
LOB 20



Batter	1	2	3	4	5	6	7	8	9	10	11	12	13	14	15	16	AB	R	H	RBI	BB	SO	LOB	BOTTOM								
Denis Menke, R	6-3		6-3		K					6-3							6	0	1	0	0	2	0									
Mack Jones, L	L4																															
Hank Aaron, R	F9																															
Joe Torre, R																																
Clete Boyer, R																																
Rico Carty, R																																
Woody Woodward, R Tito Francona, L Marty Martinez, S																																
Bob Uecker, R Felipe Alou, R																																
Phil Hoggins, L Bobby Richardson, R Cecil Upshaw, R Carroll Sembera, R Ron Blalock, R Dave Eilers, R Larry Sherry, R Dan Schneider, L																																
Inning Stats	R: 0 E: 0 K: 0 S: 3	H: 0 LOB: 0 BB: 0 P: 3	R: 1 E: 0 K: 1 S: 6	H: 1 LOB: 1 BB: 10	R: 0 E: 0 K: 0 S: 4	H: 1 LOB: 1 BB: 4	R: 0 E: 0 K: 1 S: 5	H: 0 LOB: 0 BB: 0 P: 5	R: 1 E: 0 K: 1 S: 6	H: 1 LOB: 0 BB: 0 P: 6	R: 2 E: 0 K: 2 S: 9	H: 2 LOB: 0 BB: 9	R: 0 E: 0 K: 1 S: 5	H: 0 LOB: 0 BB: 0 P: 3	R: 0 E: 1 K: 0 S: 3	H: 0 LOB: 0 BB: 0 P: 3	R: 0 E: 0 K: 0 S: 3	H: 0 LOB: 0 BB: 0 P: 3	R: 1 E: 0 K: 1 S: 7	H: 2 LOB: 2 BB: 1 P: 11	R: 0 E: 0 K: 1 S: 4	H: 0 LOB: 1 BB: 2 P: 12	R: 0 E: 0 K: 1 S: 5	H: 0 LOB: 0 BB: 0 P: 5	R: 1 E: 0 K: 0 S: 2	H: 1 LOB: 1 BB: 2 P: 2	R: 0 E: 0 K: 0 S: 5	H: 0 LOB: 0 BB: 0 P: 5	1B: 4 2B: 2 3B: 1 HR: 4	SF: 0 DP: 3 HBP: 0	WP: 0 PB: 0 SB: 0 CS: 0	PA: 58
PITCHER	IP 6.0	WLS 24	BF 5	H 4	R 4	ER 4	SO 5	BB 1	IBB 0	HBP 0	BLK 0	WP 0	HR 2	ER 3	SO 3	P 37	ERA 6.00	WHIP 1.000														
Barry Latman, R	(14, 1)	2.0	WLS 6	BF 6	H 1	R 1	ER 1	SO 1	BB 0	IBB 0	HBP 0	BLK 0	WP 0	HR 1	ER 8	SO 8	P 8	ERA 4.50	WHIP 0.500													
Carroll Sembera, R	(7, 1)	3.0	10	2	0	0	2	0	0	0	0	0	0	0	0	14	14	0.00	0.667													
Dave Eilers, R	(10, 1)	2.0	6	0	0	0	1	0	0	0	0	0	0	0	0	8	8	0.00	0.000													
Larry Sherry, R	(12, 1)	1.1	6	2	1	1	0	0	0	0	0	0	0	0	1	6	6	6.75	1.500													
Dan Schneider, L	(13, 1)	1.0	6	0	0	0	2	2	1	0	0	0	0	0	0	7	19	0.00	2.000													

Houston Astros @ Atlanta Braves
Atlanta Stadium, Atlanta, GA
Fri Aug 11 1967, 7:05 PM EDT
Att. 15,143 - Unknown

AB 53
R 10
H 6
RBI 6
BB 4
SO 11
LOB 15



Batter	1	2	3	4	5	6	7	8	9	AB	R	H	RBI	BB	SO	LOB	TOP						
Sonny Jackson, L (1, 6) OBP: 0.270, SLG: 0.282										5	1	2	1	0	1	3							
Joe Morgan, L (1, 4) OBP: 0.400, SLG: 0.430										4	0	1	1	0	0	3							
Jimmy Wynn, R (1, 8) OBP: 0.346, SLG: 0.532										4	1	2	1	0	1	3							
Rusty Staub, L (1, 9) OBP: 0.400, SLG: 0.497										4	0	0	0	0	0	2							
Eddie Mathews, L (1, 3) OBP: 0.332, SLG: 0.388										4	0	1	0	0	0	0							
Bob Aspromonte, R (1, 5) OBP: 0.352, SLG: 0.390										4	0	1	0	0	0	1							
Ron Brand, R (1, 2) OBP: 0.307, SLG: 0.260										4	0	0	0	0	0	2							
Jackie Brandt, R (1, 7) OBP: 0.257, SLG: 0.314										3	0	1	0	1	0	0							
Dave Giusti, R (1, 1) OBP: 0.164, SLG: 0.262										2	1	0	0	0	2	1							
Julio Golay, R (7, PH) OBP: 0.338, SLG: 0.391										1	0	1	0	0	0	0							
Barry Latman, R (7, 1) OBP: 0.091, SLG: 0.091										0	0	0	0	0	0	0							
Bob Lillis, R (9, PH) OBP: 0.269, SLG: 0.273										1	0	0	0	0	0	0							
Inning Stats	R: 0 E: 0 K: 1 S: 6	H: 1 LOB: 1 BB: 0 P: 6	R: 0 E: 0 K: 0 S: 3	H: 1 LOB: 0 BB: 0 P: 3	R: 2 E: 1 K: 1 S: 8	H: 2 LOB: 1 BB: 0 P: 8	R: 0 E: 0 K: 0 S: 3	H: 0 LOB: 0 BB: 0 P: 3	R: 0 E: 0 K: 1 S: 6	H: 1 LOB: 2 BB: 1 P: 10	R: 0 E: 0 K: 0 S: 3	H: 0 LOB: 0 BB: 0 P: 3	R: 0 E: 0 K: 0 S: 5	H: 2 LOB: 2 BB: 0 P: 5	R: 1 E: 0 K: 0 S: 5	H: 2 LOB: 1 BB: 0 P: 5	R: 0 E: 0 K: 1 S: 5	H: 0 LOB: 0 BB: 0 P: 5	1B: 7 2B: 1 3B: 0 HR: 1	SF: 0 SAC: 0 DP: 1 HBP: 0	WP: 0 PB: 1 SB: 1 CS: 0	PA: 37	
PITCHER Ken Johnson, R (1, 1) ERA: 2.67	IP: 9.0 WLS: W BF: 37 H: 9 R: 3 ER: 1 SO: 4 BB: 1 IBB: 0 HBP: 0 BLK: 0 WP: 0 HR: 1 S: 44 P: 48 ERA: 1.00 WHIP: 1.111											PITCHER	IP: 9.0 WLS: W BF: 37 H: 9 R: 3 ER: 1 SO: 4 BB: 1 IBB: 0 HBP: 0 BLK: 0 WP: 0 HR: 1 S: 44 P: 48 ERA: 1.00 WHIP: 1.111										

Houston Astros @ Atlanta Braves
Atlanta Stadium, Atlanta, GA
Sat Aug 12 1967, 3:33 AM EDT
Att: 15,583 - Unknown

AB 36
R 3
H 9
RBI 3
BB 1
SO 4
LOB 15



Batter	1	2	3	4	5	6	7	8	9	AB	R	H	RBI	BB	SO	LOB	BOTTOM						
Felipe Alou, R (1, 3) OBP: 0.322, SLG: 0.435										4	1	0	0	1	1	2							
Mack Jones, L (1, 7) OBP: 0.326, SLG: 0.423										5	0	1	0	0	0	1							
Hank Aaron, R (1, 8) OBP: 0.391, SLG: 0.588										3	1	1	1	1	0	0							
Joe Torre, R (1, 2) OBP: 0.368, SLG: 0.514										3	1	1	1	0	0	1							
Clete Boyer, R (1, 5) OBP: 0.313, SLG: 0.467										4	2	3	2	0	0	2							
Rico Carty, R (1, 9) OBP: 0.334, SLG: 0.420										4	1	1	3	0	1	1							
Denis Menke, R (1, 6) OBP: 0.325, SLG: 0.334										1	0	0	0	3	0	0							
Woody Woodward, R (1, 4) OBP: 0.281, SLG: 0.251										4	0	1	0	0	1	2							
Ken Johnson, R (1, 1) OBP: 0.183, SLG: 0.109										4	1	1	0	0	1	3							
Inning Stats	R: 2 E: 0 K: 0 S: 5	H: 2 LOB: 1 BB: 1 P: 9	R: 0 E: 0 K: 1 S: 5	H: 0 LOB: 1 BB: 1 P: 9	R: 3 E: 0 K: 0 S: 7	H: 4 LOB: 2 BB: 1 P: 11	R: 0 E: 0 K: 0 S: 3	H: 0 LOB: 0 BB: 0 P: 3	R: 1 E: 0 K: 2 S: 8	H: 1 LOB: 1 BB: 1 P: 12	R: 1 E: 0 K: 1 S: 7	H: 2 LOB: 2 BB: 1 P: 11	R: 0 E: 0 K: 0 S: 3	H: 0 LOB: 0 BB: 0 P: 3	R: 0 E: 0 K: 0 S: 3	H: 0 LOB: 0 BB: 0 P: 3	1B: 5 2B: 2 3B: 0 HR: 2	SF: 1 SAC: 0 DP: 0 HBP: 0	WP: 0 PB: 0 SB: 1 CS: 0	PA: 38			
PITCHER Dave Giusti, R (1, 1) ERA: 4.28	IP: 6.0 WLS: L BF: 32 H: 9 R: 7 ER: 7 SO: 4 BB: 4 IBB: 1 HBP: 0 BLK: 0 WP: 0 HR: 2 S: 35 P: 55 ERA: 10.50 WHIP: 2.167											PITCHER	IP: 6.0 WLS: L BF: 32 H: 9 R: 7 ER: 7 SO: 4 BB: 4 IBB: 1 HBP: 0 BLK: 0 WP: 0 HR: 2 S: 35 P: 55 ERA: 10.50 WHIP: 2.167										
Barry Latman, R (7, 1) ERA: 4.52	IP: 2.0 WLS: 6 BF: 6 H: 0 R: 0 ER: 0 SO: 0 BB: 0 IBB: 0 HBP: 0 BLK: 0 WP: 0 HR: 0 S: 6 P: 6 ERA: 0.00 WHIP: 0.000											PITCHER	IP: 2.0 WLS: 6 BF: 6 H: 0 R: 0 ER: 0 SO: 0 BB: 0 IBB: 0 HBP: 0 BLK: 0 WP: 0 HR: 0 S: 6 P: 6 ERA: 0.00 WHIP: 0.000										

Houston Astros @ Atlanta Braves
Atlanta Stadium, Atlanta, GA
Sat Aug 12 1967, 3:33 AM EDT
Att: 15,583 - Unknown

AB 32
R 7
H 9
RBI 7
BB 5
SO 4
LOB 12



Batter	1	2	3	4	5	6	7	8	9	AB	R	H	RBI	BB	SO	LOB	TOP			
Joe Morgan, L OBP: 0.398, SLG: 0.428 (1,4)	0-0 4-3		0-0 F8			0-0 P4			0-0 2B 1B	4	0	1	0	0	0	0	Houston Astros @ Atlanta Braves Atlanta Stadium, Atlanta, GA Sat Aug 12 1967, 7:05 PM EDT Att: 23,013 - Unknown			
Sonny Jackson, L OBP: 0.270, SLG: 0.285 (1,6)	0-0 5-3		0-3 K			0-0 6-3			0-0 1-3 2B	4	0	1	0	0	1	0				
Jimmy Wynn, R OBP: 0.343, SLG: 0.527 (1,8)	0-0 F8			0-0 6-3			0-3 K		0-3 K	4	0	0	0	0	2	2				
Rusty Staub, L OBP: 0.401, SLG: 0.496 (1,9)		4-0 1B BB		0-0 G6-4-3 1B		0-0 P4			0-0 P5	3	0	1	0	1	0	2				
Bob Aspromonte, R OBP: 0.353, SLG: 0.392 (1,5)		0-0 1-3 1B		0-0 G6-4-3 1-2		0-0 K			0-0 6-3	4	0	2	0	0	0	3				
Jackie Brandt, R OBP: 0.252, SLG: 0.308 Ron Brand, R OBP: 0.304, SLG: 0.258 (1,7) (6,7)		0-0 F5			0-0 L7		0-3 K			2	0	0	0	0	0	2				
Eddie Mathews, L OBP: 0.330, SLG: 0.384 (1,3)		0-3 K			0-0 L8			0-0 F9		3	0	0	0	0	1	2				
John Bateman, R OBP: 0.245, SLG: 0.240 (1,2)		0-3 K			0-0 6-3			0-3 K		3	0	0	0	0	2	2				
Mike Cuellar, L OBP: 0.179, SLG: 0.242 (1,1)			0-3 K			0-3 K			0-3 K	3	0	0	0	0	3	0				
Inning Stats	R: 0 E: 0 K: 0 S: 3	H: 0 LOB: 0 BB: 0 P: 3	R: 0 E: 0 K: 2 S: 8	H: 1 LOB: 2 BB: 1 P: 12	R: 0 E: 0 K: 2 S: 7	H: 0 LOB: 0 BB: 0 P: 7	R: 0 E: 0 K: 0 S: 3	H: 1 LOB: 0 BB: 0 P: 3	R: 0 E: 0 K: 1 S: 5	H: 0 LOB: 0 BB: 0 P: 5	R: 0 E: 0 K: 2 S: 8	H: 1 LOB: 1 BB: 0 P: 8	R: 0 E: 0 K: 2 S: 7	H: 0 LOB: 0 BB: 0 P: 7	R: 0 E: 0 K: 1 S: 7	H: 2 LOB: 2 BB: 0 P: 7		1B: 4 2B: 1 3B: 0 HR: 0	SF: 0 SAC: 0 DP: 1 HBP: 0	WP: 0 PB: 0 SB: 0 CS: 0
PITCHER Denny Lemaster, L ERA: 3.26 (1,1)	IP: 9.0 WLS: W BF: 32 H: 5 R: 0 ER: 0 SO: 10 BB: 1 IBB: 0 HBP: 0 BLK: 0 WP: 0 HR: 0 S: 51 P: 55 ERA: 0.00 WHIP: 0.667															PITCHER				

Batter	1	2	3	4	5	6	7	8	9	AB	R	H	RBI	BB	SO	LOB	BOTTOM	
Felipe Alou, R OBP: 0.322, SLG: 0.434 (1,3)	0-0 F8		0-0 1B		0-0 P2		0-0 L8			4	0	1	0	0	0	2	Houston Astros @ Atlanta Braves Atlanta Stadium, Atlanta, GA Sat Aug 12 1967, 7:05 PM EDT Att: 23,013 - Unknown	
Mack Jones, L OBP: 0.325, SLG: 0.421 (1,7)	0-0 1B		0-3 K			0-3 K		0-0 3-1		4	0	1	0	0	2	1		
Hank Aaron, R OBP: 0.390, SLG: 0.592 (1,8) (9,9)	0-0 L8		0-0 F5			0-0 F5		0-0 HR		4	1	1	1	0	0	2		
Joe Torre, R OBP: 0.370, SLG: 0.516 (1,2)	0-0 1-3			0-0 5-3		4-0 BB		0-0 2B		3	0	1	0	1	0	1		
Clete Boyer, R OBP: 0.310, SLG: 0.463 (1,5)		0-3 K		0-3 K2-3		0-0 P4		0-0 5-3		4	0	0	0	0	2	2		
Rico Carty, R OBP: 0.336, SLG: 0.421 Gary Geiger, L OBP: 0.300, SLG: 0.238 (1,9) (9,8)		0-0 BB 1B		0-0 F2		0-0 SH3-4 1B		0-3 K		4	1	2	0	0	1	1		
Denis Menke, R OBP: 0.326, SLG: 0.333 (1,6)		4-0 G6-4-3 BB			0-0 P6		0-0 SH3-4			1	0	0	0	1	0	0		
Woody Woodward, R OBP: 0.282, SLG: 0.252 (1,4)		0-0 G6-4-3			0-0 SH1-4 1B		0-0 P5			3	0	1	0	0	0	3		
Denny Lemaster, R OBP: 0.179, SLG: 0.135 (1,1)			0-3 K		0-0 SH1-4		0-0 1B			2	0	1	1	0	1	0		
Inning Stats	R: 0 E: 0 K: 0 S: 4	H: 1 LOB: 1 BB: 0 P: 4	R: 0 E: 0 K: 1 S: 5	H: 1 LOB: 1 BB: 1 P: 9	R: 0 E: 0 K: 2 S: 8	H: 1 LOB: 0 BB: 0 P: 8	R: 0 E: 0 K: 1 S: 5	H: 0 LOB: 1 BB: 0 P: 5	R: 0 E: 0 K: 0 S: 5	H: 1 LOB: 1 BB: 0 P: 9	R: 1 E: 0 K: 0 S: 5	H: 2 LOB: 1 BB: 0 P: 5	R: 1 E: 0 K: 1 S: 7	H: 2 LOB: 1 BB: 0 P: 7	1B: 6 2B: 1 3B: 0 HR: 1	SF: 0 SAC: 2 DP: 1 HBP: 0		WP: 0 PB: 0 SB: 1 CS: 0
PITCHER Mike Cuellar, L ERA: 3.03 (1,1)	IP: 8.0 WLS: L BF: 33 H: 8 R: 2 ER: 2 SO: 6 BB: 2 IBB: 0 HBP: 0 BLK: 0 WP: 0 HR: 1 S: 43 P: 51 ERA: 2.25 WHIP: 1.250															PITCHER		

Batter	1	2	3	4	5	6	7	8	9	AB	R	H	RBI	BB	SO	LOB	TOP																					
Sonny Jackson, L (1.6) OBP: 0.275, SLG: 0.289	0-0 FC3-6 1B		0-0 1B		0-0 5-3			0-0 4-3	0-0 1B	5	0	3	1	0	0	1	Houston Astros @ Atlanta Braves Atlanta Stadium, Atlanta, GA Sun Aug 13 1967, 3:33 AM EDT Att: 20,694 - Unknown																					
Joe Morgan, L (1.7) OBP: 0.393, SLG: 0.422	0-0 FC3-6 2B		0-0 F8		0-0 F8			0-0 P6	0-0 L6	5	1	0	0	0	0	5																						
Jimmy Wynn, R (1.8) OBP: 0.340, SLG: 0.522	0-3 K		0-3 K		0-0 F8			0-0 5-3		4	0	0	0	0	2	2																						
Rusty Staub, L (1.9) OBP: 0.402, SLG: 0.499	0-0 2B		0-0 4-3		0-0 1B			0-0 5-3		4	0	2	1	0	0	1																						
Eddie Mathews, L (1.3) OBP: 0.332, SLG: 0.383	4-0 IBB		0-3 K		0-0 F9			0-0 BB 1B		3	1	1	0	1	1	1																						
Bob Aspromonte, R (1.5) OBP: 0.352, SLG: 0.388	0-0 P4		0-0 F3		0-0 F7			4-0 1B 1B SF9 BB		3	1	0	0	1	0	3																						
Julio Gotay, R (1.4) OBP: 0.337, SLG: 0.388		0-0 F2		0-0 P6			0-0 F2	0-0 SF9 1B 1B		4	1	1	1	0	0	0																						
Ron Brand, R (1.2) OBP: 0.310, SLG: 0.266		0-3 K		0-0 SH1-4 1B		0-0 F7		0-0 1B 1B		4	0	2	0	0	1	0																						
Bo Belinsky, L (1.1) Dave Eilers, R (2.1) Bob Lillis, R (7.7) Carroll Sembera, R (7.1) Larry Sherry, R (7.1) John Bateman, R (8.7)		0-0 4-3		0-0 SH1-4		0-0 6-3		0-0 SF9		1	0	0	0	0	0	0																						
Inning Stats	R: 1 E: 0 K: 1 S: 7	H: 2 LOB: 2 BB: 1 P: 11	R: 0 E: 0 K: 1 S: 5	H: 0 LOB: 0 BB: 0 P: 5	R: 0 E: 0 K: 1 S: 6	H: 1 LOB: 1 BB: 0 P: 6	R: 0 E: 0 K: 0 S: 4	H: 0 LOB: 0 BB: 0 P: 4	R: 0 E: 0 K: 0 S: 3	H: 0 LOB: 0 BB: 0 P: 3	R: 0 E: 0 K: 0 S: 3	H: 0 LOB: 0 BB: 0 P: 3	R: 3 E: 0 K: 0 S: 7	H: 4 LOB: 2 BB: 1 P: 11	1B: 8 2B: 0 3B: 0 HR: 0	SF: 1 SAC: 1 DP: 0 HBP: 0		WP: 0 PA: 38 PB: 0 SB: 1 CS: 0																				
PITCHER	IP	WLS	BF	H	R	ER	SO	BB	IBB	HBP	BLK	WP	HR	S	P	ERA	WHIP	PITCHER	IP	WLS	BF	H	R	ER	SO	BB	IBB	HBP	BLK	WP	HR	S	P	ERA	WHIP			
Ed Rakow, R (1.1) ERA: 5.31	8.1	W	35	8	4	4	4	1	1	0	0	0	0	0	41	49	4.32	1.080																				
Claude Raymond, R (9.1) ERA: 2.75	0.2	S	3	1	0	0	0	0	0	0	0	0	0	0	3	3	0.00	1.500																				
Felipe Alou, R (1.3) OBP: 0.321, SLG: 0.431	0-0 F7		0-0 5-3		0-0 3-1			0-0 F7		0-0 G1-4-3 1B							5	0	1	0	0	0	2															
Mack Jones, L (1.7) OBP: 0.329, SLG: 0.437	0-0 HR		0-0 2B 3B		1-0 CS HBP			0-0 E3 HR		0-0 G1-4-3							4	2	2	2	0	0	1															
Hank Aaron, R (1.8) OBP: 0.389, SLG: 0.596	0-0 P6		0-0 F3		0-0 F9			0-0 HR									4	1	1	2	0	0	2															
Gary Geiger, L (8.8) OBP: 0.300, SLG: 0.238																	0	0	0	0	0	0	0															
Joe Torre, R (1.2) OBP: 0.371, SLG: 0.515	0-0 BB HR 1B		0-0 F8 1B		0-0 4-3			0-0 6-3									4	1	2	0	0	0	0															
Clete Boyer, R (1.5) OBP: 0.311, SLG: 0.462	4-0 HR BB		0-0 F8		0-0 F8			0-0 1B SF9 1B									3	2	1	0	1	0	1															
Miguel de la Hoz, R (8.5) OBP: 0.220, SLG: 0.366	1-2 HR BB																0	0	0	0	0	0	0															
Rico Carty, R (1.9) OBP: 0.341, SLG: 0.434	0-0 HR		0-0 F8 1B		0-0 F3			0-0 1B									4	1	3	3	0	0	0															
Denis Menke, R (1.6) OBP: 0.325, SLG: 0.333	0-3 K		0-0 F8		0-0 5-3 1B			0-0 SF9									3	0	1	1	0	1	2															
Woody Woodward, R (1.4) OBP: 0.284, SLG: 0.253		0-0 5-3 3B 1B		0-0 IBB		0-0 5-3		0-0 K									3	1	1	0	1	1	2															
Ed Rakow, S (1.1) Claude Raymond, R (9.1) OBP: 0.143, SLG: 0.286		0-3 K		0-0 F8		0-0 G3		0-3 K									4	0	0	0	0	2	5															
Inning Stats	R: 4 E: 0 K: 1 S: 8	H: 3 LOB: 0 BB: 1 P: 12	R: 1 E: 0 K: 1 S: 7	H: 2 LOB: 1 BB: 0 P: 7	R: 0 E: 0 K: 0 S: 5	H: 2 LOB: 3 BB: 1 P: 9	R: 0 E: 0 K: 0 S: 2	H: 0 LOB: 0 BB: 0 P: 3	R: 0 E: 0 K: 0 S: 3	H: 0 LOB: 0 BB: 0 P: 3	R: 0 E: 0 K: 0 S: 4	H: 1 LOB: 1 BB: 0 P: 4	R: 3 E: 1 K: 1 S: 9	H: 3 LOB: 1 BB: 0 P: 9	R: 0 E: 0 K: 1 S: 5	H: 1 LOB: 0 BB: 0 P: 5	1B: 8 2B: 0 3B: 1 HR: 3	SF: 1 SAC: 0 DP: 1 HBP: 1	WP: 0 PA: 38 PB: 0 SB: 0 CS: 1																			
PITCHER	IP	WLS	BF	H	R	ER	SO	BB	IBB	HBP	BLK	WP	HR	S	P	ERA	WHIP	PITCHER	IP	WLS	BF	H	R	ER	SO	BB	IBB	HBP	BLK	WP	HR	S	P	ERA	WHIP			
Bo Belinsky, L (1.1) ERA: 4.95	1.2	L	11	5	5	5	2	1	0	0	0	0	0	2	14	18	27.00	3.600																				
Dave Eilers, R (2.1) ERA: 3.68	4.1		17	3	0	0	0	0	1	1	0	0	0	0	15	20	0.00	0.692																				
Carroll Sembera, R (7.1) ERA: 4.5	0.1		5	3	3	1	0	0	0	0	0	0	0	1	5	5	27.00	9.000																				
Larry Sherry, R (7.1) ERA: 5.9	1.2		5	1	0	0	2	0	0	0	0	0	0	0	9	9	0.00	0.600																				

AB	34
R	4
H	9
RBI	4
BB	2
SO	4
LOB	13



AB	34
R	8
H	12
RBI	8
BB	2
SO	4
LOB	15



livebaseballscores.com

livebaseballscores.com

Batter	1	2	3	4	5	6	7	8	9	AB	R	H	RBI	BB	SO	LOB	TOP			
Bob Schroder, L (1.4)	B3		2B SF9 1B	1-2 HR 1B		4-3		G3		5	2	2	0	0	0	0	San Francisco Giants @ Atlanta Braves Atlanta Stadium, Atlanta, GA Mon Aug 14 1967, 7:05 PM EDT Att: 25,968 - Unknown			
Bobby Etheridge, R (1.5)	3-1 2B		SF9 1B 2B	F4					HBP	4	1	3	0	0	0	2				
Willie McCovey, L (1.3)	3-1		SF9	HR		F6		F9		4	1	1	4	0	0	3				
Jim Ray Hart, R (1.7)	6-3		1B SF9 IBB			F9		K		4	1	1	0	1	1	3				
Willie Mays, R (1.8)		F3						F9		5	0	1	1	0	2	2				
Dick Dietz, R (1.2)		HBP BB	SF9					K		2	0	1	1	1	1	0				
Ken Henderson, S (1.9)		F9	F6					F9		4	0	0	0	0	1	3				
Hal Lanier, R (1.6)		HBP				F9	F7	F7		3	0	0	0	0	0	1				
Mike McCormick, L (1.1)		K				2-3		4-3		4	1	1	0	0	1	3				
Inning Stats	R: 0 E: 0 K: 0 S: 4	H: 1 LOB: 1 BB: 0 P: 4	R: 0 E: 0 K: 1 S: 5	H: 0 LOB: 2 BB: 1 P: 10	R: 3 E: 0 K: 0 S: 6	H: 3 LOB: 1 BB: 1 P: 10	R: 3 E: 0 K: 1 S: 9	H: 4 LOB: 1 BB: 0 P: 9	R: 0 E: 0 K: 1 S: 6	H: 1 LOB: 1 BB: 0 P: 6	R: 0 E: 0 K: 2 S: 4	H: 0 LOB: 0 BB: 0 P: 7	R: 0 E: 0 K: 0 S: 3	H: 0 LOB: 0 BB: 0 P: 3	R: 0 E: 0 K: 1 S: 5	H: 0 LOB: 1 BB: 0 P: 6	1B: 7 2B: 2 3B: 0 HR: 1	SF: 2 SAC: 0 DP: 0 HBP: 2	WP: 0 PB: 0 SB: 0 CS: 0	PA: 41
PITCHER	IP WLS BF H R ER SO BB IBB HBP BLK WP HR S P ERA WHIP																			
Pat Jarvis, R (1.1)	3.1 L 19 6 5 5 1 1 1 1 0 0 0 18 27 13.50 2.100																			
Jay Ritchie, R (4.1)	4.2 18 4 1 1 4 0 0 0 0 0 1 26 26 1.93 0.857																			
Clay Carroll, R (9.1)	1.0 4 0 0 0 1 0 0 1 0 0 0 5 6 0.00 0.000																			

Batter	1	2	3	4	5	6	7	8	9	AB	R	H	RBI	BB	SO	LOB	BOTTOM	
Felipe Alou, R (1.3)	F2		FC6-4 1B			F4		F8		4	0	1	0	0	0	1	San Francisco Giants @ Atlanta Braves Atlanta Stadium, Atlanta, GA Mon Aug 14 1967, 7:05 PM EDT Att: 25,968 - Unknown	
Mack Jones, L (1.7)	F9		K			BB		BB		2	0	0	0	2	1	1		
Hank Aaron, R (1.8)	F7		FC6-4			F5		F2		4	0	0	0	0	0	4		
Joe Torre, R (1.2)						F7				4	1	2	0	0	0	1		
Clete Boyer, R (1.5)		F6								4	1	1	2	0	0	1		
Rico Carty, R (1.9)										4	0	1	0	0	1	0		
Denis Menke, R (1.6)		F2								4	0	0	0	0	0	2		
Woody Woodward, R (1.4)		F3								4	0	1	0	0	0	2		
Pat Jarvis, R (1.1)										1	0	0	0	0	1	0		
Jay Ritchie, R (4.1)										1	0	0	0	0	0	0		
Miguel de la Hoz, R (8. PH)										1	0	1	0	0	0	0		
Clay Carroll, R (9.1)										0	0	0	0	0	0	0		
Tito Francona, L (9. PH)										1	0	0	0	0	1	1		
Inning Stats	R: 0 E: 0 K: 0 S: 3	H: 0 LOB: 0 BB: 0 P: 3	R: 0 E: 0 K: 2 S: 8	H: 2 LOB: 2 BB: 0 P: 5	R: 0 E: 0 K: 1 S: 5	H: 0 LOB: 0 BB: 0 P: 5	R: 0 E: 0 K: 0 S: 3	H: 0 LOB: 0 BB: 1 P: 7	R: 0 E: 0 K: 0 S: 3	H: 0 LOB: 0 BB: 0 P: 3	R: 0 E: 0 K: 0 S: 4	H: 1 LOB: 2 BB: 1 P: 8	R: 2 E: 0 K: 1 S: 8	H: 3 LOB: 1 BB: 0 P: 8	1B: 6 2B: 0 3B: 0 HR: 1	SF: 0 SAC: 0 DP: 0 HBP: 0	WP: 0 PB: 0 SB: 0 CS: 0	PA: 36
PITCHER	IP WLS BF H R ER SO BB IBB HBP BLK WP HR S P ERA WHIP																	
Mike McCormick, L (1.1)	9.0 W 36 7 2 2 4 2 0 0 0 0 1 42 50 2.00 1.000																	

Batter	1	2	3	4	5	6	7	8	9	AB	R	H	RBI	BB	SO	LOB	TOP										
Ty Cline, L OBP: 0.329, SLG: 0.429 (1, 9)										4	2	4	0	0	0	0	San Francisco Giants @ Atlanta Braves Atlanta Stadium, Atlanta, GA Tue Aug 15 1967, 7:05 PM EDT Att: 26,644 - Unknown										
Bobby Etheridge, R OBP: 0.287, SLG: 0.402 Jim Davenport, R OBP: 0.341, SLG: 0.350 (1, 5) (5, 5)										2	0	0	1	0	0	2											
Willie McCovey, L OBP: 0.398, SLG: 0.552 (1, 3)										4	0	1	0	0	0	2											
Jim Ray Hart, R OBP: 0.384, SLG: 0.563 (1, 7)										3	1	1	2	1	1	1											
Dick Dietz, R OBP: 0.400, SLG: 0.420 (1, 2)										4	0	0	0	0	1	2											
Ken Henderson, S OBP: 0.285, SLG: 0.275 Willie Mays, R OBP: 0.340, SLG: 0.465 (1, 8) (8, 8)										3	0	0	0	0	0	0											
Hal Lanier, R OBP: 0.237, SLG: 0.270 (1, 6)										4	0	1	0	0	0	0											
Tito Fuentes, S OBP: 0.240, SLG: 0.268 (1, 4)										4	0	1	0	0	1	1											
Gaylord Perry, R OBP: 0.177, SLG: 0.194 (1, 1)										4	1	1	0	0	3	2											
Inning Stats	R: 0 E: 0 K: 1 S: 4	H: 1 LOB: 2 BB: 1 P: 8	R: 0 E: 0 K: 1 S: 6	H: 1 LOB: 1 BB: 0 P: 6	R: 2 E: 0 K: 1 S: 7	H: 2 LOB: 0 BB: 0 P: 7	R: 0 E: 0 K: 0 S: 3	H: 0 LOB: 0 BB: 0 P: 3	R: 2 E: 0 K: 0 S: 5	H: 3 LOB: 0 BB: 0 P: 5	R: 0 E: 0 K: 0 S: 3	H: 0 LOB: 0 BB: 0 P: 3	R: 0 E: 0 K: 1 S: 6	H: 1 LOB: 1 BB: 0 P: 6	R: 0 E: 0 K: 1 S: 5	H: 0 LOB: 0 BB: 0 P: 5		R: 0 E: 0 K: 3 S: 10	H: 1 LOB: 1 BB: 0 P: 10	1B: 7 2B: 1 3B: 1 HR: 1	SF: 1 SAC: 0 DP: 1 HBP: 0	WP: 2 PB: 0 SB: 2 CS: 0	PA: 36				
PITCHER	IP	WLS	BF	H	R	ER	SO	BB	IBB	HBP	BLK	WP	HR	S	P	ERA	WHIP										
Phil Niekro, R ERA: 1.75 Clay Carroll, R ERA: 5.17 Claude Raymond, R ERA: 2.65 (1, 1) (6, 1) (8, 1)	5.0	L	22	7	4	4	2	1	0	0	0	2	1	25	29	7.20	1.600										

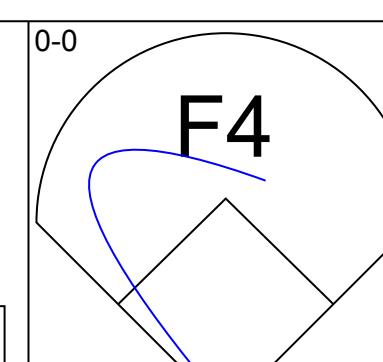
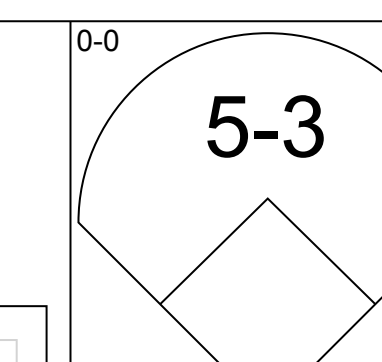
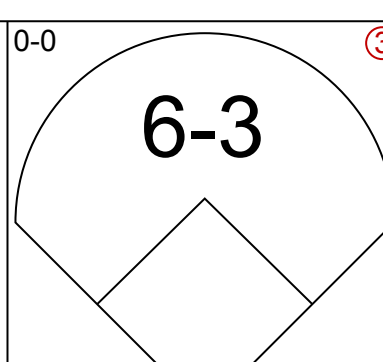
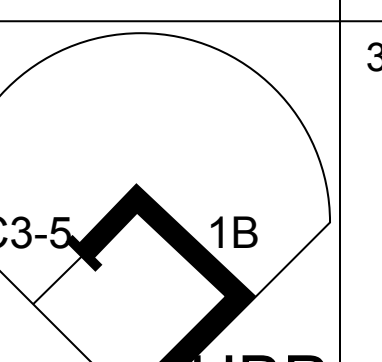
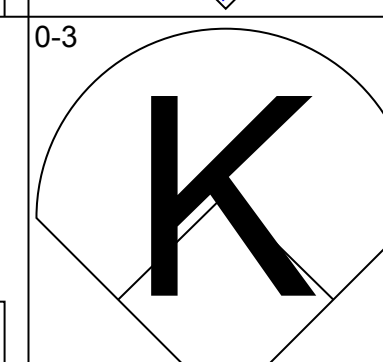
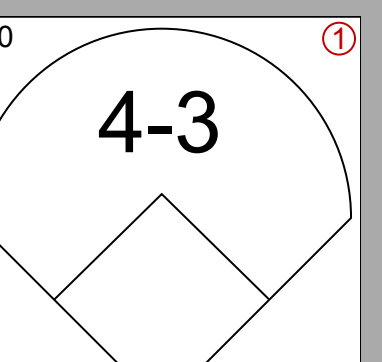
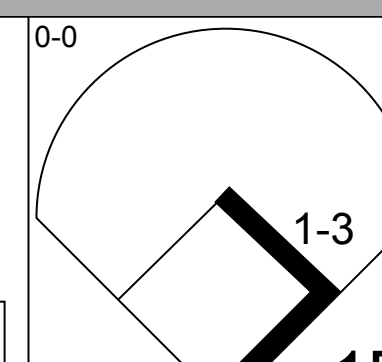
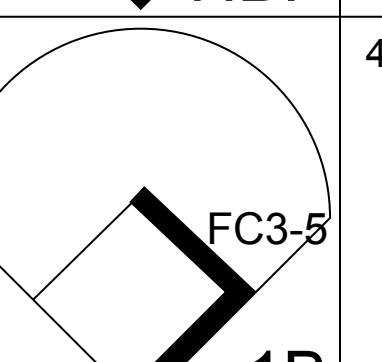
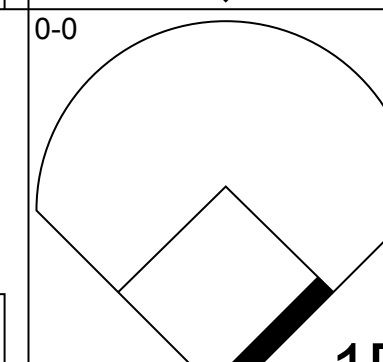
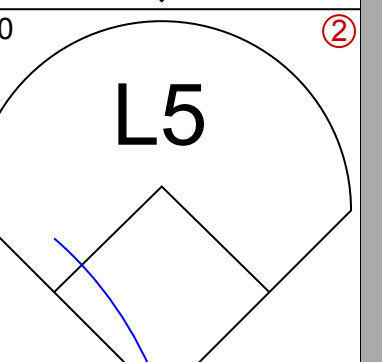
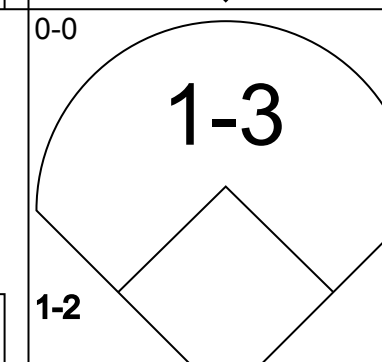
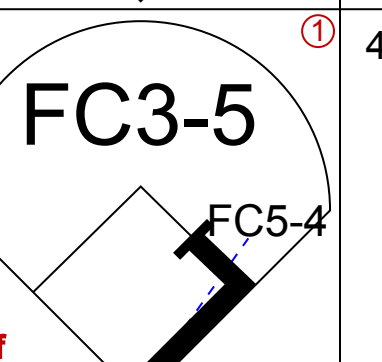
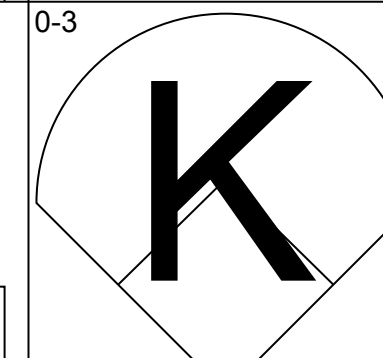

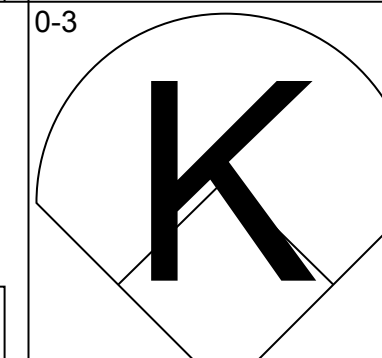
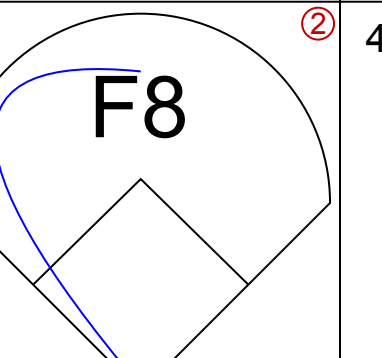
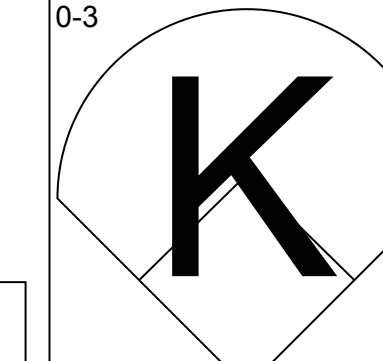
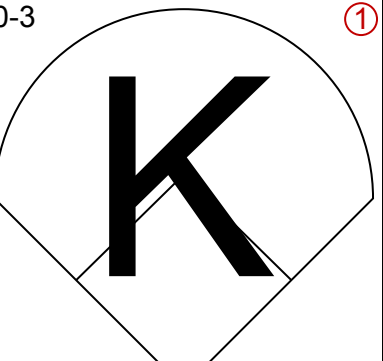
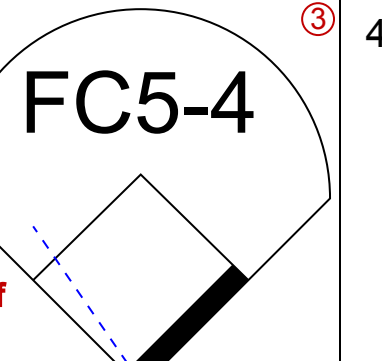
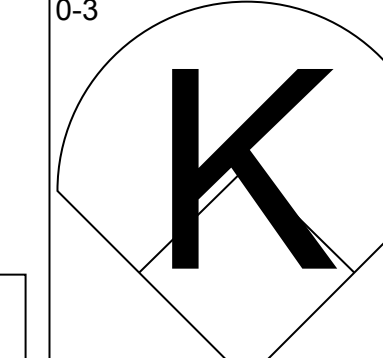
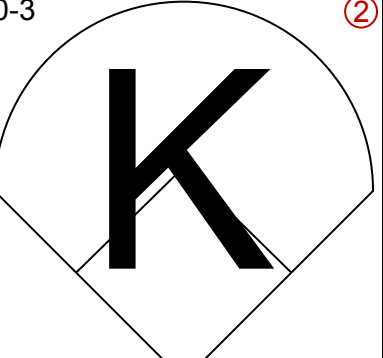
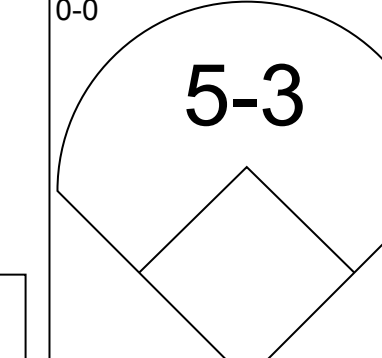
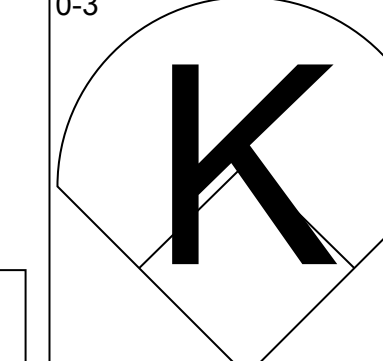
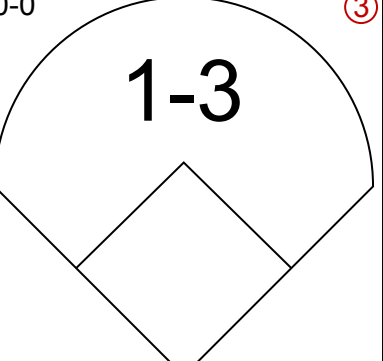
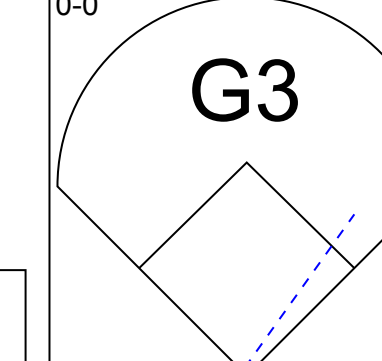
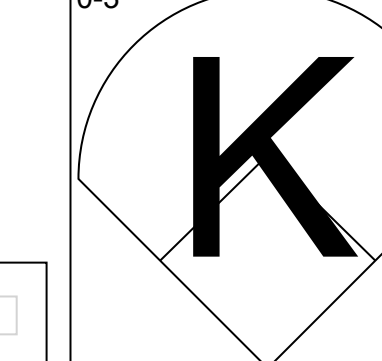
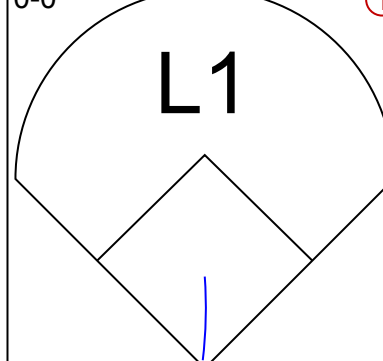
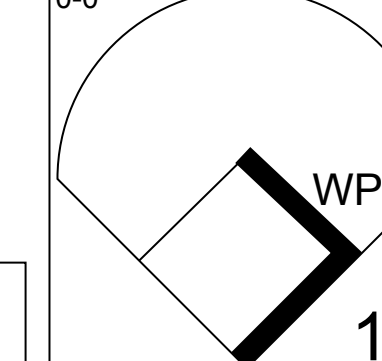
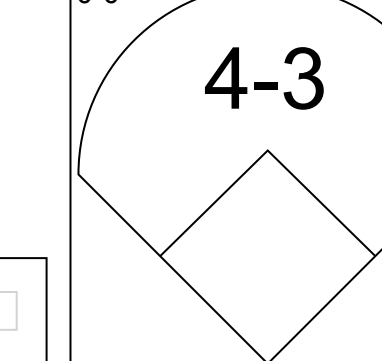
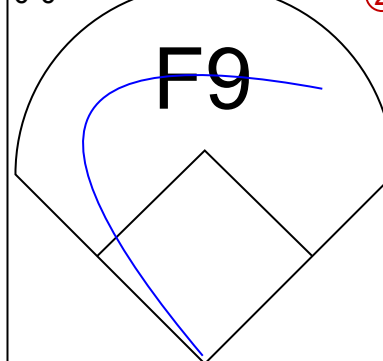
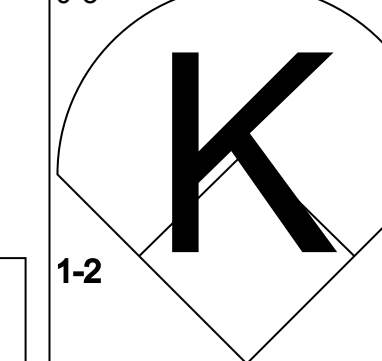
Batter	1	2	3	4	5	6	7	8	9	AB	R	H	RBI	BB	SO	LOB	BOTTOM										
Felipe Alou, R OBP: 0.319, SLG: 0.428 (1, 3)										4	0	1	0	0	0	1	San Francisco Giants @ Atlanta Braves Atlanta Stadium, Atlanta, GA Tue Aug 15 1967, 7:05 PM EDT Att: 26,644 - Unknown										
Mack Jones, L OBP: 0.330, SLG: 0.435 (1, 7)										4	1	1	0	0	0	1											
Hank Aaron, R OBP: 0.384, SLG: 0.587 (1, 8)										4	0	1	1	0	0	0											
Rico Carty, R OBP: 0.339, SLG: 0.432 (1, 9)										4	0	1	0	0	1	1											
Clete Boyer, R OBP: 0.310, SLG: 0.465 (1, 5)										4	0	1	0	0	0	2											
Miguel de la Hoz, R OBP: 0.227, SLG: 0.356 (1, 4)										4	0	0	0	0	0	2											
Denis Menke, R OBP: 0.320, SLG: 0.327 (1, 6)										3	0	0	0	0	1	1											
Bob Uecker, R OBP: 0.228, SLG: 0.216 Gary Geiger, L OBP: 0.297, SLG: 0.235 Claude Raymond, R OBP: 0.143, SLG: 0.286 (1, 2) (7, PH) (8, 1)										1	0	0	0	1	0	0											
Phil Niekro, R OBP: 0.190, SLG: 0.132 Charlie Lau, L OBP: 0.282, SLG: 0.265 Clay Carroll, R Joe Torre, R OBP: 0.374, SLG: 0.515 (1, 1) (5, PH) (6, 1) (8, 2)										1	0	0	0	0	1	1											
Inning Stats	R: 1 E: 1 K: 1 S: 7	H: 2 LOB: 1 BB: 0 P: 7	R: 0 E: 0 K: 1 S: 5	H: 0 LOB: 1 BB: 1 P: 9	R: 0 E: 0 K: 0 S: 3	H: 0 LOB: 0 BB: 0 P: 3	R: 0 E: 0 K: 0 S: 4	H: 1 LOB: 1 BB: 0 P: 4	R: 0 E: 0 K: 0 S: 4	H: 1 LOB: 1 BB: 0 P: 4	R: 0 E: 0 K: 0 S: 3	H: 0 LOB: 0 BB: 0 P: 3	R: 0 E: 0 K: 2 S: 7	H: 0 LOB: 0 BB: 0 P: 7	R: 0 E: 0 K: 0 S: 2	H: 0 LOB: 0 BB: 1 P: 6		R: 0 E: 0 K: 0 S: 4	H: 1 LOB: 1 BB: 0 P: 4	1B: 3 2B: 2 3B: 0 HR: 0	SF: 0 SAC: 0 DP: 1 HBP: 0	WP: 0 PB: 0 SB: 0 CS: 0	PA: 33				
PITCHER	IP	WLS	BF	H	R	ER	SO	BB	IBB	HBP	BLK	WP	HR	S	P	ERA	WHIP										
Gaylord Perry, R ERA: 3.41 (1, 1)	9.0	W	33	5	1	1	4	2	0	0	0	0	0	39	47	1.00	0.778										

Batter	1	2	3	4	5	6	7	8	9	AB	R	H	RBI	BB	SO	LOB	TOP			
Ty Cline, L OBP: 0.315, SLG: 0.407 (1, 9)	L7		L6		FC1-6-4 BB		L4-6-3			4	0	0	0	0	0	3	San Francisco Giants @ Atlanta Braves Atlanta Stadium, Atlanta, GA Wed Aug 16 1967, 7:05 PM EDT Att: 28,778 - Unknown			
Bobby Etheridge, R OBP: 0.295, SLG: 0.402 Jim Davenport, R OBP: 0.341, SLG: 0.347 (1, 5)	1B PB HBP		F8					5-3		0	1	0	0	0	0	0				
Willie McCovey, L OBP: 0.396, SLG: 0.548 (1, 3)				F5	F7			1-3		4	0	1	0	0	0	3				
Jim Ray Hart, R OBP: 0.383, SLG: 0.559 (1, 7)	F9			G5-4-3 BB		K		6-3		3	0	0	0	1	1					
Dick Dietz, R OBP: 0.386, SLG: 0.402 (1, 2)	F7			G5-4-3		K			K	4	0	0	0	0	2	2				
Ken Henderson, S OBP: 0.286, SLG: 0.272 (1, 8)		4-3			1B BB	K			2B	2	1	0	0	1	1	0				
Hal Lanier, R OBP: 0.265, SLG: 0.268 Jack Hiatt, R OBP: 0.398, SLG: 0.482 (9, PH)	1-3				F6		4-3		K	3	0	0	0	0	0	1				
Tito Fuentes, S OBP: 0.244, SLG: 0.283 Willie Mays, R OBP: 0.339, SLG: 0.463 (9, PH)									K	3	1	2	1	0	1	0				
Bobby Bolin, R OBP: 0.285, SLG: 0.303 Jesus Alvarez, R OBP: 0.331, SLG: 0.394 Lindy McDaniel, R OBP: 0.125, SLG: 0.125 (5, PH)										1	0	0	0	0	1	0				
Ron Herbel, R OBP: 0.357, SLG: 0.417 Ollie Brown, R OBP: 0.316, SLG: 0.420 Tom Haller, L OBP: 0.381, SLG: 0.450 (9, PH)										0	0	0	0	0	0	0				
Inning Stats	R: 1 E: 0 K: 0 S: 4	H: 1 LOB: 1 BB: 0 P: 5	R: 0 E: 0 K: 1 S: 5	H: 0 LOB: 0 BB: 0 P: 5	R: 0 E: 0 K: 1 S: 5	H: 0 LOB: 0 BB: 1 P: 6	R: 1 E: 0 K: 0 S: 5	H: 2 LOB: 3 BB: 2 P: 13	R: 0 E: 0 K: 3 S: 9	H: 0 LOB: 0 BB: 0 P: 9	R: 1 E: 0 K: 0 S: 4	H: 2 LOB: 0 BB: 0 P: 4	R: 0 E: 0 K: 3 S: 3	H: 0 LOB: 1 BB: 0 P: 3	R: 0 E: 0 K: 3 S: 10	H: 1 LOB: 1 BB: 0 P: 10	1B: 4 2B: 1 3B: 0 HR: 1	SF: 0 SAC: 0 DP: 2 HBP: 1	WP: 0 PB: 1 SB: 0 CS: 0	PA: 35
PITCHER	IP WLS BF H R ER SO BB IBB HBP BLK WP HR S P ERA WHIP																			
Ken Johnson, R ERA: 2.67 (1, 1)	7.0 W 28 5 3 2 5 3 0 1 0 0 0 1 34 47 2.57 1.143																			
Cecil Upshaw, R ERA: 2.95 (8, 1)	2.0 S 7 1 0 0 3 0 0 0 0 0 0 0 13 13 0.00 0.500																			

Batter	1	2	3	4	5	6	7	8	9	AB	R	H	RBI	BB	SO	LOB	BOTTOM			
Felipe Alou, R OBP: 0.322, SLG: 0.430 (1, 3)	BB 1B		HR	FC5-4 WP S		BB 1B		F9		5	3	3	0	0	0	1	San Francisco Giants @ Atlanta Braves Atlanta Stadium, Atlanta, GA Wed Aug 16 1967, 7:05 PM EDT Att: 28,778 - Unknown			
Mack Jones, L OBP: 0.331, SLG: 0.433 (1, 7)	F8		E4 HR			FC4-6 BB 1B		K		4	1	1	1	1	1	2				
Hank Aaron, R OBP: 0.385, SLG: 0.591 (1, 8)	F5			6-3		FC4-6 BB		F9		4	1	1	3	1	0	3				
Joe Torre, R OBP: 0.373, SLG: 0.511 (1, 2)	1B BB		6-3		E6 S WP	K				3	0	0	0	1	1	3				
Clete Boyer, R OBP: 0.312, SLG: 0.465 (1, 5)	FC6-4 1B		FC6-5-4 S 1B		5-3	FC4-6 S				4	0	2	2	0	0	3				
Rico Carty, R OBP: 0.338, SLG: 0.429 (1, 9)	FC6-4		FC6-5-4-6			L8				3	0	0	0	1	0	5				
Miguel de la Hoz, R OBP: 0.239, SLG: 0.356 Woody Woodward, R OBP: 0.284, SLG: 0.252 (7, PR)		F8	6-3							3	0	1	0	1	0	1				
Denis Menke, R OBP: 0.317, SLG: 0.324 (1, 6)		L9			F8	G6-4-3 IBB		5-3		4	0	0	0	0	0	4				
Ken Johnson, R OBP: 0.206, SLG: 0.155 Tito Francona, L OBP: 0.284, SLG: 0.320 Cecil Upshaw, R (8, 1)						1B 2B		4-3		3	1	2	0	0	1	0				
Inning Stats	R: 1 E: 0 K: 0 S: 5	H: 2 LOB: 2 BB: 1 P: 9	R: 0 E: 0 K: 1 S: 5	H: 0 LOB: 0 BB: 0 P: 5	R: 3 E: 1 K: 0 S: 7	H: 3 LOB: 1 BB: 0 P: 7	R: 0 E: 0 K: 0 S: 4	H: 1 LOB: 2 BB: 1 P: 8	R: 0 E: 0 K: 1 S: 3	H: 0 LOB: 2 BB: 2 P: 11	R: 2 E: 0 K: 1 S: 8	H: 3 LOB: 1 BB: 1 P: 12	R: 0 E: 0 K: 0 S: 3	H: 1 LOB: 1 BB: 0 P: 3	R: 0 E: 0 K: 1 S: 5	H: 0 LOB: 0 BB: 0 P: 5		1B: 8 2B: 1 3B: 0 HR: 1	SF: 0 SAC: 0 DP: 1 HBP: 0	WP: 2 PB: 0 SB: 5 CS: 1
PITCHER	IP WLS BF H R ER SO BB IBB HBP BLK WP HR S P ERA WHIP																			
Bobby Bolin, R ERA: 5.13 (1, 1)	4.0 L 21 6 4 3 1 2 0 0 0 0 1 0 6 14 6.75 2.000																			
Lindy McDaniel, R ERA: 4.44 (5, 1)	1.0 8 3 2 2 0 0 2 0 0 0 1 0 6 14 18.00 3.000																			
Ron Herbel, R ERA: 3.67 (6, 1)	3.0 10 1 0 0 2 1 0 0 0 0 0 0 13 17 0.00 0.667																			

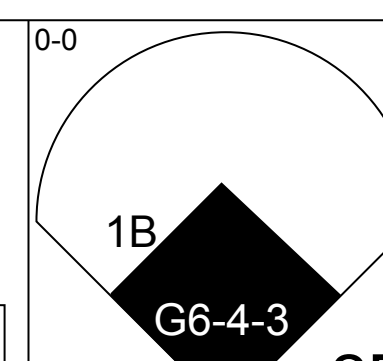
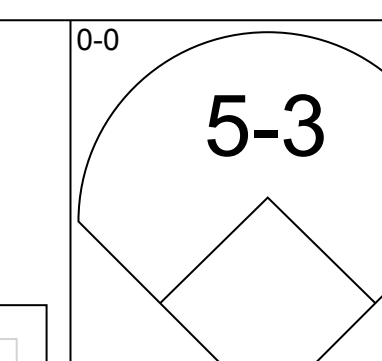
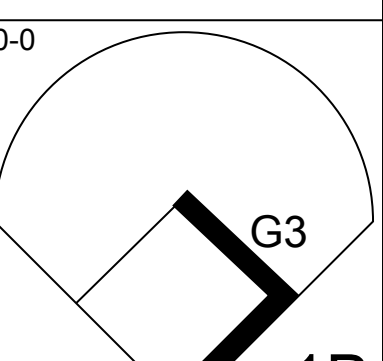
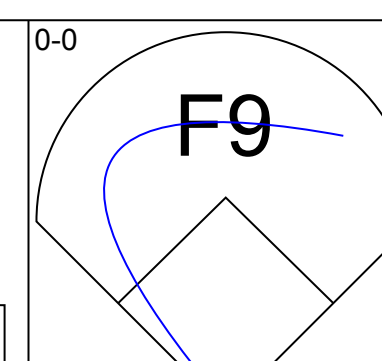
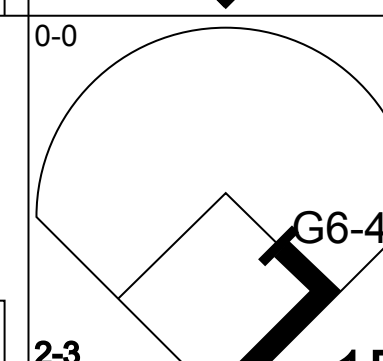
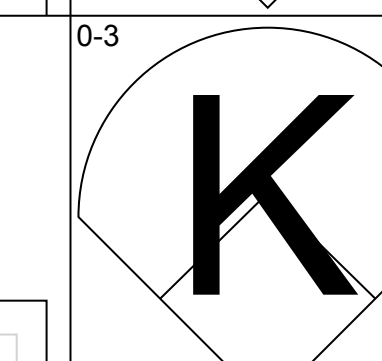
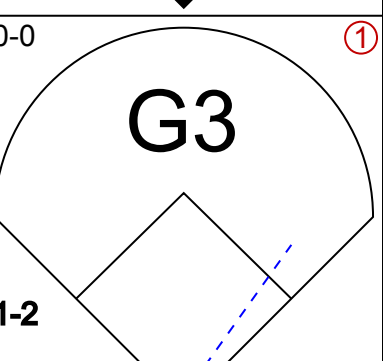
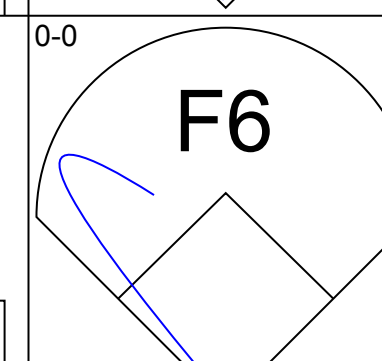
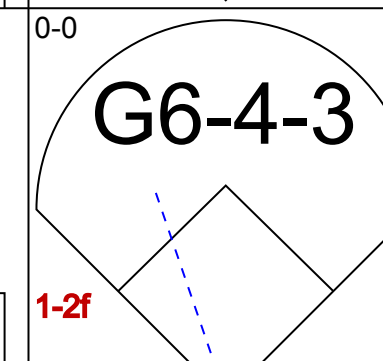
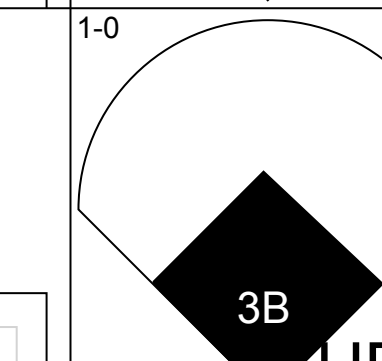
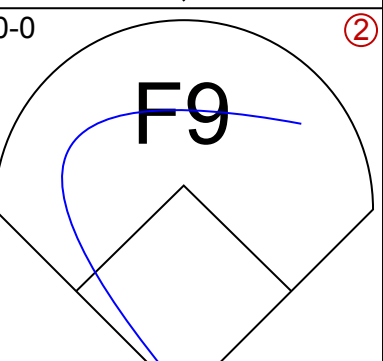
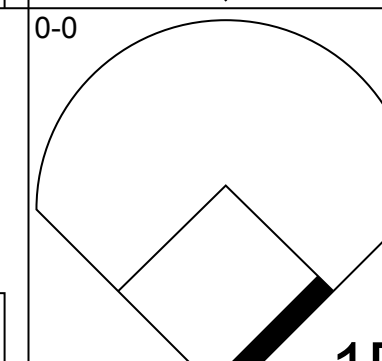
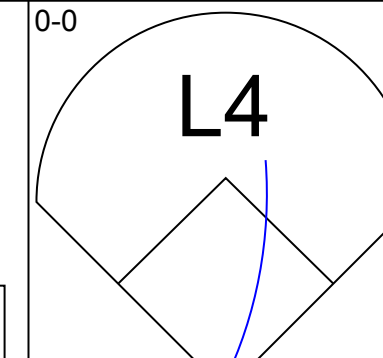
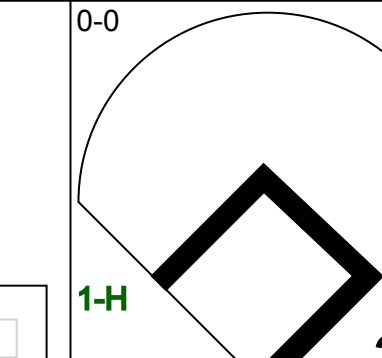
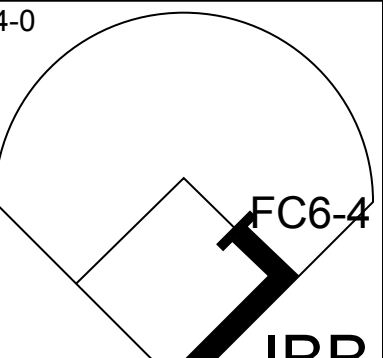
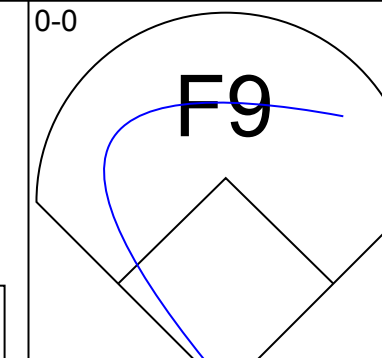
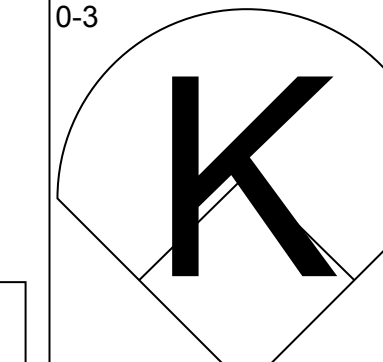
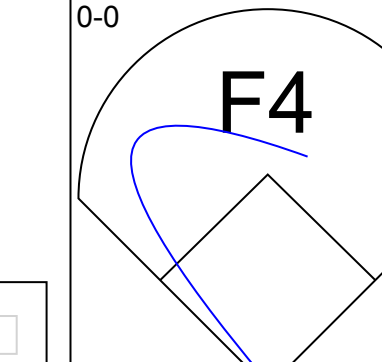
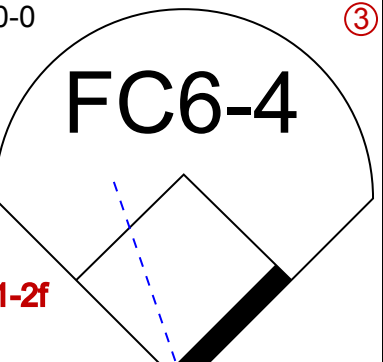
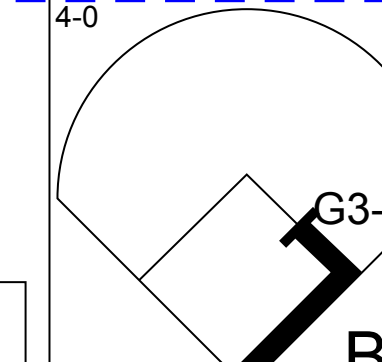
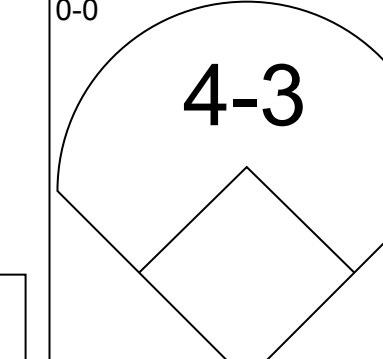
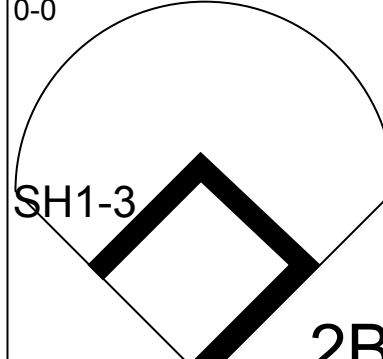
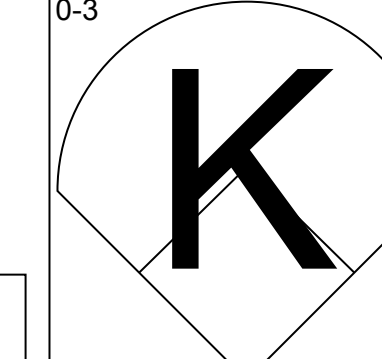
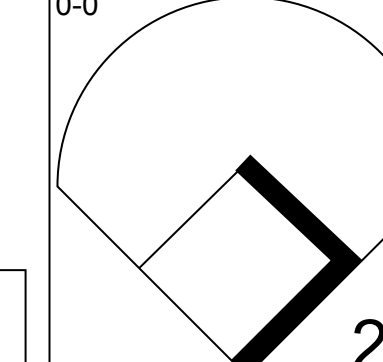
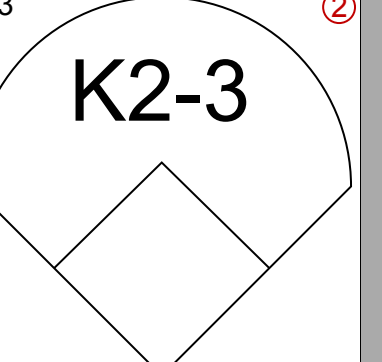
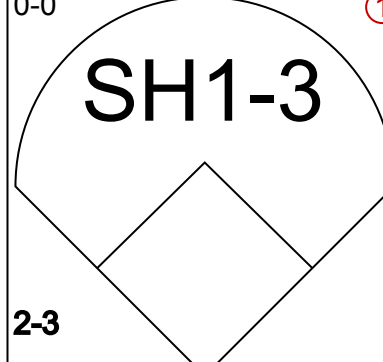
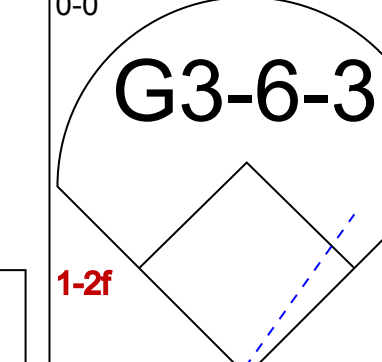
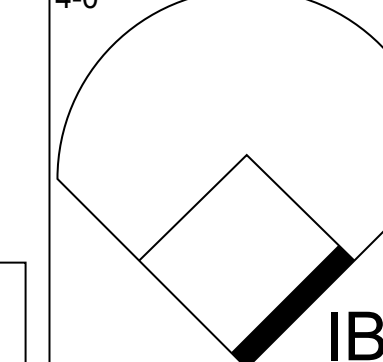
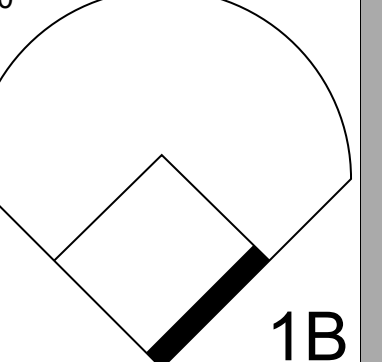
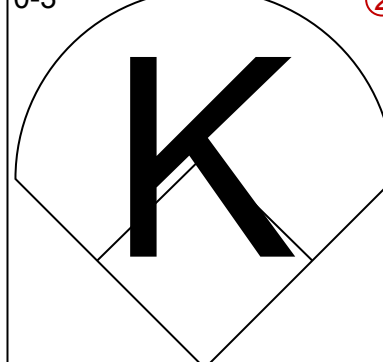

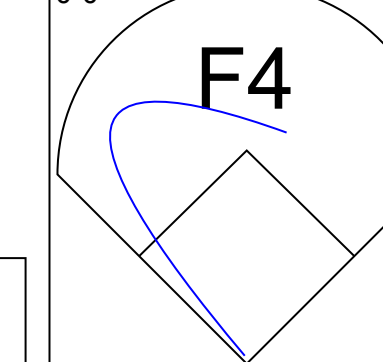

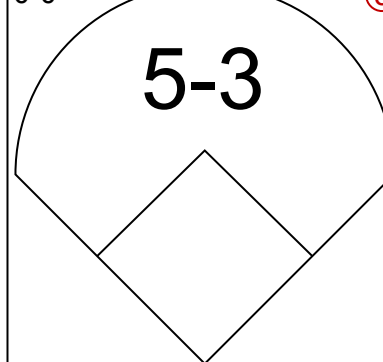
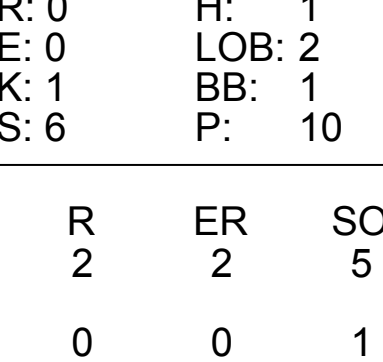
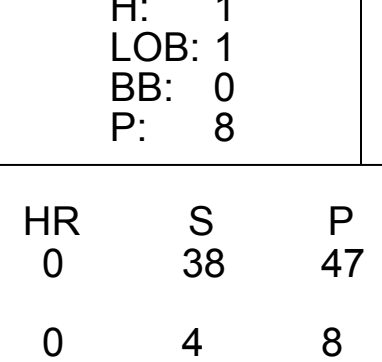
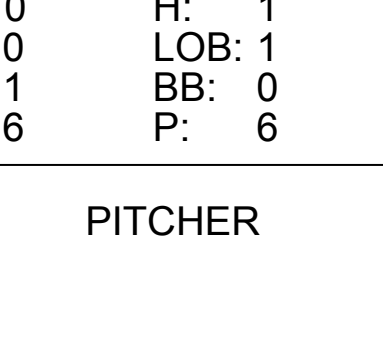
Batter	1	2	3	4	5	6	7	8	9	AB	R	H	RBI	BB	SO	LOB	TOP				
Felipe Alou, R OBP: 0.324, SLG: 0.432 (1, 3)	E4 1B		F7		HR 1B		6-3		F5	5	1	2	0	0	0	1	<p>Atlanta Braves @ Los Angeles Dodgers Dodger Stadium, Los Angeles, CA Sat Aug 19 1967, 3:33 AM PDT Att: 15,137 - Unknown</p>				
Mack Jones, L OBP: 0.328, SLG: 0.428 (1, 7)	K		1-3		K		4-3		FC3-6 1B	5	0	1	0	0	2	2					
Hank Aaron, R OBP: 0.384, SLG: 0.591 (1, 8)	F2		BB		HR		E4		FC3-6 1B	4	1	1	2	1	0	3					
Joe Torre, R OBP: 0.365, SLG: 0.499 (1, 2)	K		F9		4-3		F9			4	0	0	0	0	1	3					
Clete Boyer, R OBP: 0.313, SLG: 0.466 (1, 5)		L7			F5				G3-6-3 1B	4	1	2	0	0	0	0					
Rico Carty, R OBP: 0.333, SLG: 0.430 (1, 9)		5-3			F9		6-3		K	4	0	0	0	0	1	2					
Denis Menke, R Marty Martinez, S OBP: 0.320, SLG: 0.324 OBP: 0.340, SLG: 0.233 (3, 6)		1B BB			1B		K		G3-6-3 1B	0	0	0	0	1	0	0					
Woody Woodward, R OBP: 0.288, SLG: 0.261 (1, 4)		1B			SF8		2B		1B	3	0	3	1	0	0	0					
Pat Jarvis, R Clay Carroll, R Charlie Lau, L Ed Rakow, S Bob Uecker, R Jay Ritchie, R Miguel de la Hoz, R OBP: 0.197, SLG: 0.091 OBP: 0.296, SLG: 0.250 OBP: 0.320, SLG: 0.215 OBP: 0.320, SLG: 0.250 OBP: 0.231, SLG: 0.332 (1, 1) (3, 1) (4, PH) (4, 1) (5, PH) (5, 1) (9, PH)		5-3			K		K		F7	1	0	0	0	0	0	2					
Inning Stats	R: 0 E: 1 K: 2 S: 8	H: 1 LOB: 1 BB: 0 P: 8	R: 0 E: 0 K: 0 S: 4	H: 1 LOB: 2 BB: 1 P: 8	R: 0 E: 0 K: 0 S: 3	H: 0 LOB: 1 BB: 1 P: 7	R: 1 E: 0 K: 1 S: 7	H: 2 LOB: 1 BB: 0 P: 7	R: 2 E: 0 K: 1 S: 7	H: 2 LOB: 0 BB: 0 P: 7	R: 0 E: 0 K: 2 S: 8	H: 1 LOB: 1 BB: 0 P: 8	R: 0 E: 1 K: 0 S: 4	H: 0 LOB: 1 BB: 0 P: 4	R: 0 E: 0 K: 1 S: 5	H: 1 LOB: 2 BB: 0 P: 5		R: 0 E: 0 K: 0 S: 5	H: 2 LOB: 2 BB: 0 P: 5	1B: 8 2B: 1 3B: 0 HR: 1	SF: 1 SAC: 0 DP: 1 HBP: 0
PITCHER Claude Osteen, L ERA: 3.27 (1, 1)	IP: 9.0 WLS: W BF: 39 H: 10 R: 3 ER: 3 SO: 7 BB: 2 IBB: 0 HBP: 0 BLK: 0 WP: 0 HR: 1 S: 51 P: 59 ERA: 3.00 WHIP: 1.333											PITCHER	IP: 9.0 WLS: W BF: 39 H: 10 R: 3 ER: 3 SO: 7 BB: 2 IBB: 0 HBP: 0 BLK: 0 WP: 0 HR: 1 S: 51 P: 59 ERA: 3.00 WHIP: 1.333								

Batter	1	2	3	4	5	6	7	8	9	AB	R	H	RBI	BB	SO	LOB	BOTTOM		
Nate Oliver, R OBP: 0.363, SLG: 0.352 (1, 6)	G3-6-3 1B		1B 1B	S 1B		FC4-6 HBP		FC6-4 1-2		4	1	3	2	0	0	1	<p>Atlanta Braves @ Los Angeles Dodgers Dodger Stadium, Los Angeles, CA Sat Aug 19 1967, 3:33 AM PDT Att: 15,137 - Unknown</p>		
Willie Davis, L OBP: 0.292, SLG: 0.333 (1, 8)	G3-6-3 1-2		1B E 1B	F3		FC4-6 WP		F9		5	1	1	1	0	0	5			
Lou Johnson, R OBP: 0.328, SLG: 0.441 (1, 7)	F4		E WP 1B	5-3		F2				4	1	1	1	0	0	2			
Jim Lefebvre, S OBP: 0.339, SLG: 0.392 (1, 4)		F6	E4 1B WP		F8		F8			4	0	0	0	0	0	1			
Al Ferrara, R Ron Fairly, L OBP: 0.341, SLG: 0.480 OBP: 0.296, SLG: 0.309 (8, 9)		K	1-3 1B	F6		F4				4	0	1	0	0	1	0			
John Roseboro, L OBP: 0.396, SLG: 0.384 (1, 2)		4-3	1-3 1B	1-3 1B		CS 2B		1B		4	0	2	0	0	0	2			
Wes Parker, S OBP: 0.370, SLG: 0.351 (1, 3)			1B BB	1B IBB		4-3				1	1	0	0	3	0	1			
Bob Bailey, R OBP: 0.287, SLG: 0.265 (1, 5)			1B BB	CS 1B		FC4-6 SH1-4 WP 1B		F9		3	2	1	0	1	0	3			
Claude Osteen, L OBP: 0.216, SLG: 0.289 (1, 1)			1B 1B	4-3		SH1-4		FC6-4 BB		2	1	1	0	1	0	0			
Inning Stats	R: 0 E: 0 K: 0 S: 3	H: 1 LOB: 0 BB: 0 P: 3	R: 0 E: 0 K: 1 S: 5	H: 0 LOB: 0 BB: 0 P: 5	R: 6 E: 1 K: 0 S: 8	H: 5 LOB: 2 BB: 3 P: 20	R: 0 E: 0 K: 0 S: 4	H: 1 LOB: 1 BB: 0 P: 4	R: 0 E: 0 K: 0 S: 3	H: 1 LOB: 1 BB: 1 P: 7	R: 1 E: 0 K: 0 S: 4	H: 1 LOB: 1 BB: 0 P: 5	R: 0 E: 0 K: 0 S: 4	H: 1 LOB: 1 BB: 0 P: 4	R: 0 E: 0 K: 0 S: 3	H: 0 LOB: 1 BB: 1 P: 7		1B: 9 2B: 1 3B: 0 HR: 0	SF: 0 SAC: 1 DP: 2 HBP: 1
PITCHER Pat Jarvis, R Clay Carroll, R Ed Rakow, R Jay Ritchie, R ERA: 4.06 ERA: 5.24 ERA: 4.84 ERA: 3.31 (1, 1) (3, 1) (4, 1) (6, 1)	IP: 2.0 WLS: L BF: 11 H: 4 R: 5 ER: 5 SO: 1 BB: 4 IBB: 0 HBP: 0 BLK: 0 WP: 1 HR: 0 S: 11 P: 19 ERA: 22.50 WHIP: 3.000											PITCHER	IP: 2.0 WLS: L BF: 11 H: 4 R: 5 ER: 5 SO: 1 BB: 4 IBB: 0 HBP: 0 BLK: 0 WP: 1 HR: 0 S: 11 P: 19 ERA: 22.50 WHIP: 3.000						

Batter	1	2	3	4	5	6	7	8	9	AB	R	H	RBI	BB	SO	LOB	TOP			
Felipe Alou, R OBP: 0.323, SLG: 0.426 (1, 8)									3 0 0 0 0 0 0								Atlanta Braves @ Los Angeles Dodgers Dodger Stadium, Los Angeles, CA Mon Aug 21 1967, 7:05 PM PDT Att: 21,826 - Unknown			
Marty Martinez, S OBP: 0.379, SLG: 0.314 (1, 6)									4 0 2 0 0 1 0											
Tito Francona, L OBP: 0.281, SLG: 0.316 (1, 3)									4 0 1 0 0 0 3											
Joe Torre, R OBP: 0.362, SLG: 0.493 (1, 2)									4 0 0 0 0 3 4											
Clete Boyer, R OBP: 0.310, SLG: 0.459 (1, 5)									4 0 0 0 0 3 3											
Rico Carty, R OBP: 0.332, SLG: 0.427 (1, 9)									3 0 0 0 0 2 0											
Mack Jones, L OBP: 0.323, SLG: 0.419 (1, 7)									3 0 0 0 0 1 0											
Woody Woodward, R OBP: 0.291, SLG: 0.268 (1, 4)									3 0 1 0 0 1 0											
Ken Johnson, R OBP: 0.200, SLG: 0.150 (1, 1)									2 0 0 0 0 0 0											
Hank Aaron, R OBP: 0.380, SLG: 0.585 (8, PH)									1 0 0 0 0 1 1											
Claude Raymond, R OBP: 0.143, SLG: 0.286 (8, 1)									0 0 0 0 0 0 0											
Inning Stats	R: 0 E: 0 K: 2 S: 8	H: 1 LOB: 1 BB: 0 P: 8	R: 0 E: 0 K: 3 S: 9	H: 0 LOB: 0 BB: 0 P: 9	R: 0 E: 0 K: 1 S: 5	H: 0 LOB: 0 BB: 0 P: 5	R: 0 E: 0 K: 1 S: 5	H: 0 LOB: 0 BB: 0 P: 5	R: 0 E: 0 K: 2 S: 7	H: 0 LOB: 0 BB: 0 P: 7	R: 0 E: 0 K: 0 S: 3	H: 1 LOB: 1 BB: 0 P: 3	R: 0 E: 0 K: 1 S: 6	H: 1 LOB: 1 BB: 0 P: 6	R: 0 E: 0 K: 0 S: 4	H: 1 LOB: 2 BB: 0 P: 5	1B: 4 2B: 0 3B: 0 HR: 0	SF: 0 SAC: 0 DP: 0 HBP: 1	WP: 1 PB: 0 SB: 0 CS: 0	PA: 32
PITCHER Bill Singer, R ERA: 2.6 (1, 1)	IP: 9.0 WLS: W BF: 32 H: 4 R: 0 ER: 0 SO: 12 BB: 0 IBB: 0 HBP: 1 BLK: 0 WP: 1 HR: 0 S: 55 P: 56 ERA: 0.00 WHIP: 0.444															PITCHER				

AB	31
R	0
H	4
RBI	0
BB	0
SO	12
LOB	11



Batter	1	2	3	4	5	6	7	8	9	AB	R	H	RBI	BB	SO	LOB	BOTTOM			
Nate Oliver, R OBP: 0.354, SLG: 0.351 (1, 6)										4 1 2 0 0 0 0							Atlanta Braves @ Los Angeles Dodgers Dodger Stadium, Los Angeles, CA Mon Aug 21 1967, 7:05 PM PDT Att: 21,826 - Unknown			
Willie Davis, L OBP: 0.290, SLG: 0.331 (1, 8)										4 0 1 0 0 1 1										
Lou Johnson, R OBP: 0.342, SLG: 0.442 (1, 7)										3 1 1 0 0 0 2										
Jim Lefebvre, S OBP: 0.339, SLG: 0.395 (1, 4)										3 0 1 1 1 0 1										
Al Ferrara, R OBP: 0.341, SLG: 0.476 (1, 9)										3 0 0 0 0 1 3										
Ron Fairly, L OBP: 0.299, SLG: 0.311 (8, 9)										0 0 0 0 1 0 0										
John Roseboro, L OBP: 0.386, SLG: 0.388 (1, 2)									4 0 1 0 0 1 1											
Wes Parker, S OBP: 0.368, SLG: 0.353 (1, 3)									3 0 1 0 0 1 1											
Bob Bailey, R OBP: 0.291, SLG: 0.263 (1, 5)									2 0 1 0 1 1 1											
Bill Singer, R OBP: 0.083, SLG: 0.083 (1, 1)									3 0 0 0 0 1 4											
Inning Stats	R: 1 E: 0 K: 0 S: 4	H: 2 LOB: 0 BB: 0 P: 4	R: 0 E: 0 K: 1 S: 6	H: 1 LOB: 2 BB: 1 P: 10	R: 1 E: 0 K: 1 S: 6	H: 1 LOB: 1 BB: 0 P: 7	R: 0 E: 0 K: 2 S: 8	H: 1 LOB: 1 BB: 0 P: 8	R: 0 E: 0 K: 0 S: 4	H: 1 LOB: 2 BB: 1 P: 8	R: 0 E: 0 K: 1 S: 6	H: 1 LOB: 1 BB: 0 P: 6	R: 0 E: 0 K: 0 S: 4	H: 1 LOB: 1 BB: 0 P: 4	R: 0 E: 0 K: 1 S: 4	H: 0 LOB: 0 BB: 1 P: 8	1B: 4 2B: 3 3B: 1 HR: 0	SF: 0 SAC: 1 DP: 2 HBP: 1	WP: 0 PB: 0 SB: 0 CS: 0	PA: 34
PITCHER Ken Johnson, R ERA: 2.66 (1, 1)	IP: 7.0 WLS: L BF: 31 H: 8 R: 2 ER: 2 SO: 5 BB: 0 IBB: 2 HBP: 1 BLK: 0 WP: 0 HR: 0 S: 38 P: 47 ERA: 2.57 WHIP: 1.143															PITCHER				
Claude Raymond, R ERA: 2.6 (8, 1)	IP: 1.0 WLS: L BF: 3 H: 0 R: 0 ER: 0 SO: 1 BB: 1 IBB: 0 HBP: 0 BLK: 0 WP: 0 HR: 0 S: 4 P: 8 ERA: 0.00 WHIP: 1.000															PITCHER				

AB	29
R	2
H	8
RBI	1
BB	3
SO	6
LOB	14



Batter	1	2	3	4	5	6	7	8	9	AB	R	H	RBI	BB	SO	LOB	TOP					
Marty Martinez, S OBP: 0.371, SLG: 0.315	F7		4-3		SF8			1B		3	0	1	1	0	0	0						
Mack Jones, L OBP: 0.322, SLG: 0.416	4-3 BB				K			K		3	0	0	0	1	3	2						
Tito Francona, L OBP: 0.281, SLG: 0.314	4-3				FC6-4 1B			F8		4	0	1	0	0	1	2						
Joe Torre, R OBP: 0.358, SLG: 0.487	F7				FC6-4 1B			6-3		4	0	0	0	0	0	2						
Clete Boyer, R OBP: 0.309, SLG: 0.457	F7				6-3			6-3		4	0	1	0	0	0	0						
Rico Carty, R OBP: 0.332, SLG: 0.425	4-3				F8			1B		4	0	1	0	0	0	2						
Gary Geiger, L OBP: 0.292, SLG: 0.233	K				SH5-4 SF8 1B			2-3		4	1	1	0	0	2	1						
Woody Woodward, R OBP: 0.291, SLG: 0.269					F2			F7		3	0	1	0	0	0	0						
Denny Lemaster, R OBP: 0.169, SLG: 0.127					1-6-3			SH5-4 1B		1	0	0	0	0	0	0						
Miguel de la Hoz, R OBP: 0.234, SLG: 0.348								5-3		1	0	0	0	0	0	0						
Cecil Upshaw, R OBP: 0.234, SLG: 0.348										0	0	0	0	0	0	0						
Inning Stats	R: 0 E: 0 K: 0 S: 3	H: 0 LOB: 1 BB: 1 P: 7	R: 0 E: 0 K: 1 S: 5	H: 0 LOB: 0 BB: 0 P: 5	R: 0 E: 0 K: 0 S: 3	H: 0 LOB: 0 BB: 0 P: 3	R: 0 E: 0 K: 1 S: 7	H: 2 LOB: 2 BB: 0 P: 7	R: 1 E: 0 K: 1 S: 7	H: 2 LOB: 1 BB: 0 P: 7	R: 0 E: 0 K: 1 S: 5	H: 0 LOB: 0 BB: 0 P: 5	R: 0 E: 0 K: 0 S: 3	H: 0 LOB: 2 BB: 0 P: 3	R: 0 E: 0 K: 1 S: 6	H: 1 LOB: 1 BB: 0 P: 6	R: 0 E: 0 K: 1 S: 6	H: 1 LOB: 1 BB: 0 P: 6	1B: 6 2B: 0 3B: 0 HR: 0	SF: 1 SAC: 1 DP: 0 HBP: 0	WP: 0 PB: 0 SB: 0 CS: 0	PA: 34
PITCHER Dave Giusti, R ERA: 3.91	IP: 9.0 WLS: W BF: 34 H: 6 R: 1 ER: 1 SO: 6 BB: 1 IBB: 0 HBP: 0 BLK: 0 WP: 0 HR: 0 S: 45 P: 49 ERA: 1.00 WHIP: 0.778															PITCHER						

Atlanta Braves @ Houston Astros
Astrodome, Houston, TX
Tue Aug 22 1967, 8:05 PM EDT
Att: 13,415 - Dome

AB 31
R 1
H 6
RBI 1
BB 1
SO 6
LOB 9



Batter	1	2	3	4	5	6	7	8	9	AB	R	H	RBI	BB	SO	LOB	BOTTOM			
Ron Davis, R OBP: 0.292, SLG: 0.407	3-1 FC6-2 1B	5-3			F8			K		4	0	1	1	0	1	3				
Sonny Jackson, L OBP: 0.276, SLG: 0.289	S 3-1 1B	K			6-3			1B		4	0	2	1	0	1	1				
Rusty Staub, L OBP: 0.394, SLG: 0.498	3-1				F4			F5		4	0	0	0	0	0	4				
Doug Rader, R OBP: 0.404, SLG: 0.611	FC6-2				F8			4-3		4	1	1	0	0	0	2				
Jimmy Wynn, R OBP: 0.333, SLG: 0.501	3H K				5-3			SF8		3	0	1	1	0	1	2				
Joe Morgan, L OBP: 0.384, SLG: 0.406					K			K		3	1	1	0	1	2	0				
Bob Aspromonte, R OBP: 0.354, SLG: 0.386					G3			G4-6-3 IBB		4	1	1	0	0	0	2				
Ron Brand, R OBP: 0.320, SLG: 0.299					6-3			1B 1B		3	1	2	1	0	0	0				
Dave Giusti, R OBP: 0.176, SLG: 0.264					K			6-3		3	0	1	0	0	1	2				
Inning Stats	R: 0 E: 0 K: 1 S: 7	H: 2 LOB: 2 BB: 0 P: 7	R: 2 E: 0 K: 2 S: 10	H: 3 LOB: 1 BB: 0 P: 10	R: 0 E: 0 K: 0 S: 3	H: 0 LOB: 0 BB: 0 P: 3	R: 0 E: 0 K: 1 S: 5	H: 0 LOB: 0 BB: 0 P: 5	R: 0 E: 0 K: 0 S: 3	H: 0 LOB: 0 BB: 0 P: 3	R: 1 E: 0 K: 1 S: 6	H: 1 LOB: 0 BB: 0 P: 6	R: 1 E: 0 K: 1 S: 8	H: 3 LOB: 2 BB: 0 P: 8	R: 0 E: 0 K: 0 S: 3	H: 1 LOB: 1 BB: 1 P: 7	1B: 8 2B: 1 3B: 1 HR: 0	SF: 1 SAC: 0 DP: 1 HBP: 0	WP: 1 PB: 0 SB: 1 CS: 0	PA: 34
PITCHER Denny Lemaster, L ERA: 3.5 Cecil Upshaw, R ERA: 2.7	IP: 7.0 WLS: L BF: 30 H: 9 R: 4 ER: 4 SO: 6 BB: 0 IBB: 0 HBP: 0 BLK: 0 WP: 1 HR: 0 S: 42 P: 42 ERA: 5.14 WHIP: 1.286															PITCHER				

Atlanta Braves @ Houston Astros
Astrodome, Houston, TX
Tue Aug 22 1967, 8:05 PM EDT
Att: 13,415 - Dome

AB 32
R 4
H 10
RBI 4
BB 1
SO 6
LOB 16



Batter	1	2	3	4	5	6	7	8	9	AB	R	H	RBI	BB	SO	LOB	TOP							
Marty Martinez, S OBP: 0.388, SLG: 0.333										3	3	1	1	2	0	3	Atlanta Braves @ Houston Astros Astrodome, Houston, TX Wed Aug 23 1967, 8:05 PM EDT Att: 14,595 - Dome							
Tito Francona, L OBP: 0.298, SLG: 0.332										4	2	2	4	1	0	2								
Hank Aaron, R OBP: 0.380, SLG: 0.587										5	0	2	4	0	0	3								
Joe Torre, R OBP: 0.356, SLG: 0.482										4	0	0	0	1	1	2								
Clete Boyer, R OBP: 0.308, SLG: 0.453										4	1	0	0	0	2	1								
Rico Carty, R OBP: 0.331, SLG: 0.423										4	1	1	0	0	0	1								
Felipe Alou, R OBP: 0.323, SLG: 0.425										1	0	0	0	0	0	0								
Gary Geiger, L OBP: 0.291, SLG: 0.226										3	0	0	0	1	1	1								
Woody Woodward, R OBP: 0.291, SLG: 0.267										2	0	0	0	1	1	1								
Charlie Lau, L OBP: 0.286, SLG: 0.250										0	1	0	0	1	0	0								
Cecil Upshaw, R										1	0	0	0	0	0	1								
Clay Carroll, R OBP: 0.162, SLG: 0.100										2	0	1	0	0	1	1								
Mack Jones, L OBP: 0.324, SLG: 0.418										1	1	1	0	0	0	0								
Ramon Hernandez, S										0	0	0	0	0	0	0								
Miguel de la Hoz, R OBP: 0.232, SLG: 0.344										1	0	0	0	0	1	3								
Inning Stats	R: 2 E: 0 K: 0 S: 5	H: 2 LOB: 1 BB: 1 P: 9	R: 0 E: 0 K: 2 S: 7	H: 0 LOB: 3 BB: 3 P: 19	R: 0 E: 0 K: 0 S: 3	H: 0 LOB: 0 BB: 0 P: 3	R: 0 E: 0 K: 0 S: 4	H: 1 LOB: 1 BB: 0 P: 4	R: 0 E: 0 K: 0 S: 3	H: 0 LOB: 0 BB: 0 P: 3	R: 0 E: 0 K: 1 S: 5	H: 0 LOB: 0 BB: 0 P: 5	R: 2 E: 0 K: 1 S: 7	H: 2 LOB: 1 BB: 1 P: 11	R: 5 E: 0 K: 1 S: 8	H: 3 LOB: 1 BB: 2 P: 17	R: 0 E: 1 K: 2 S: 8	H: 0 LOB: 1 BB: 0 P: 8	1B: 4 2B: 3 3B: 0 HR: 1	SF: 0 SAC: 1 DP: 0 HBP: 1	WP: 0 PB: 0 SB: 1 CS: 0	PA: 44		
PITCHER	IP WLS BF H R ER SO BB IBB HBP BLK WP HR S P ERA WHIP	IP WLS BF H R ER SO BB IBB HBP BLK WP HR S P ERA WHIP	IP WLS BF H R ER SO BB IBB HBP BLK WP HR S P ERA WHIP	IP WLS BF H R ER SO BB IBB HBP BLK WP HR S P ERA WHIP	IP WLS BF H R ER SO BB IBB HBP BLK WP HR S P ERA WHIP	IP WLS BF H R ER SO BB IBB HBP BLK WP HR S P ERA WHIP	IP WLS BF H R ER SO BB IBB HBP BLK WP HR S P ERA WHIP	IP WLS BF H R ER SO BB IBB HBP BLK WP HR S P ERA WHIP	IP WLS BF H R ER SO BB IBB HBP BLK WP HR S P ERA WHIP	IP WLS BF H R ER SO BB IBB HBP BLK WP HR S P ERA WHIP	IP WLS BF H R ER SO BB IBB HBP BLK WP HR S P ERA WHIP	IP WLS BF H R ER SO BB IBB HBP BLK WP HR S P ERA WHIP	IP WLS BF H R ER SO BB IBB HBP BLK WP HR S P ERA WHIP	IP WLS BF H R ER SO BB IBB HBP BLK WP HR S P ERA WHIP	IP WLS BF H R ER SO BB IBB HBP BLK WP HR S P ERA WHIP	IP WLS BF H R ER SO BB IBB HBP BLK WP HR S P ERA WHIP	IP WLS BF H R ER SO BB IBB HBP BLK WP HR S P ERA WHIP	IP WLS BF H R ER SO BB IBB HBP BLK WP HR S P ERA WHIP	IP WLS BF H R ER SO BB IBB HBP BLK WP HR S P ERA WHIP	IP WLS BF H R ER SO BB IBB HBP BLK WP HR S P ERA WHIP	IP WLS BF H R ER SO BB IBB HBP BLK WP HR S P ERA WHIP	IP WLS BF H R ER SO BB IBB HBP BLK WP HR S P ERA WHIP	IP WLS BF H R ER SO BB IBB HBP BLK WP HR S P ERA WHIP	IP WLS BF H R ER SO BB IBB HBP BLK WP HR S P ERA WHIP

Batter	1	2	3	4	5	6	7	8	9	AB	R	H	RBI	BB	SO	LOB	BOTTOM							
Sonny Jackson, L OBP: 0.278, SLG: 0.291										4	0	2	0	0	0	1	Atlanta Braves @ Houston Astros Astrodome, Houston, TX Wed Aug 23 1967, 8:05 PM EDT Att: 14,595 - Dome							
Joe Morgan, L OBP: 0.385, SLG: 0.407										4	0	2	1	0	1	2								
Doug Rader, R OBP: 0.377, SLG: 0.569										4	0	0	0	0	1	4								
Rusty Staub, L OBP: 0.393, SLG: 0.495										4	0	1	0	0	0	2								
Jimmy Wynn, R OBP: 0.332, SLG: 0.505										4	1	1	1	0	0	2								
Norm Miller, L OBP: 0.306, SLG: 0.352										4	0	1	0	0	0	1								
Bob Aspromonte, R OBP: 0.353, SLG: 0.384										4	0	1	0	0	1	0								
Ron Brand, R OBP: 0.324, SLG: 0.299										3	1	1	0	1	0	2								
Bruce Von Hoff, R										0	0	0	0	0	0	0								
Dave Eilers, R										1	0	0	0	0	0	0								
Chuck Harrison, R OBP: 0.363										1	1	1	0	0	0	0								
Larry Sherry, R										0	0	0	0	0	0	0								
Jackie Brandt, R OBP: 0.320, SLG: 0.299										0	0	0	0	0	0	0								
Tom Dukes, R										0	0	0	0	0	0	0								
Dan Schneider, L OBP: 0.333										0	0	0	0	0	0	0								
Dave Adlesh, R OBP: 0.232, SLG: 0.205										1	0	0	0	0	1	1								
Inning Stats	R: 0 E: 0 K: 1 S: 6	H: 1 LOB: 1 BB: 0 P: 6	R: 0 E: 0 K: 0 S: 4	H: 2 LOB: 1 BB: 0 P: 4	R: 0 E: 1 K: 0 S: 4	H: 0 LOB: 1 BB: 0 P: 4	R: 0 E: 0 K: 0 S: 3	H: 1 LOB: 0 BB: 0 P: 3	R: 2 E: 0 K: 0 S: 5	H: 2 LOB: 1 BB: 1 P: 9	R: 1 E: 0 K: 0 S: 4	H: 1 LOB: 0 BB: 0 P: 4	R: 0 E: 0 K: 0 S: 3	H: 1 LOB: 1 BB: 0 P: 3	R: 0 E: 1 K: 1 S: 6	H: 1 LOB: 1 BB: 0 P: 6	R: 0 E: 0 K: 2 S: 8	H: 1 LOB: 1 BB: 0 P: 8	1B: 7 2B: 1 3B: 1 HR: 1	SF: 0 SAC: 0 DP: 2 HBP: 0	WP: 0 PB: 0 SB: 1 CS: 1	PA: 37		
PITCHER	IP WLS BF H R ER SO BB IBB HBP BLK WP HR S P ERA WHIP	IP WLS BF H R ER SO BB IBB HBP BLK WP HR S P ERA WHIP	IP WLS BF H R ER SO BB IBB HBP BLK WP HR S P ERA WHIP	IP WLS BF H R ER SO BB IBB HBP BLK WP HR S P ERA WHIP	IP WLS BF H R ER SO BB IBB HBP BLK WP HR S P ERA WHIP	IP WLS BF H R ER SO BB IBB HBP BLK WP HR S P ERA WHIP	IP WLS BF H R ER SO BB IBB HBP BLK WP HR S P ERA WHIP	IP WLS BF H R ER SO BB IBB HBP BLK WP HR S P ERA WHIP	IP WLS BF H R ER SO BB IBB HBP BLK WP HR S P ERA WHIP	IP WLS BF H R ER SO BB IBB HBP BLK WP HR S P ERA WHIP	IP WLS BF H R ER SO BB IBB HBP BLK WP HR S P ERA WHIP	IP WLS BF H R ER SO BB IBB HBP BLK WP HR S P ERA WHIP	IP WLS BF H R ER SO BB IBB HBP BLK WP HR S P ERA WHIP	IP WLS BF H R ER SO BB IBB HBP BLK WP HR S P ERA WHIP	IP WLS BF H R ER SO BB IBB HBP BLK WP HR S P ERA WHIP	IP WLS BF H R ER SO BB IBB HBP BLK WP HR S P ERA WHIP	IP WLS BF H R ER SO BB IBB HBP BLK WP HR S P ERA WHIP	IP WLS BF H R ER SO BB IBB HBP BLK WP HR S P ERA WHIP	IP WLS BF H R ER SO BB IBB HBP BLK WP HR S P ERA WHIP	IP WLS BF H R ER SO BB IBB HBP BLK WP HR S P ERA WHIP	IP WLS BF H R ER SO BB IBB HBP BLK WP HR S P ERA WHIP	IP WLS BF H R ER SO BB IBB HBP BLK WP HR S P ERA WHIP	IP WLS BF H R ER SO BB IBB HBP BLK WP HR S P ERA WHIP	IP WLS BF H R ER SO BB IBB HBP BLK WP HR S P ERA WHIP



Batter	1	2	3	4	5	6	7	8	9	AB	R	H	RBI	BB	SO	LOB	TOP					
Marty Martinez, S (1, 6) OBP: 0.378, SLG: 0.343	0-3 K		0-0 6-3		0-0 G4-6-3 1B		0-0 6-3			4	0	1	0	0	1	0	Atlanta Braves @ San Francisco Giants Candlestick Park, San Francisco, CA Sat Aug 26 1967, 6:33 AM EDT Unknown					
Tito Francona, L (1, 7) OBP: 0.294, SLG: 0.332	4-0 BB BB		0-0 FC5-4 BB 1B		0-0 G4-6-3 1-2		0-0 F6			3	0	1	0	1	0	1						
Hank Aaron, R (1, 9) OBP: 0.381, SLG: 0.586	0-3 K		4-0 FC5-4 BB 1-2		0-0 E 2B			0-0 F6		3	1	1	0	1	1	1						
Joe Torre, R (1, 3) OBP: 0.359, SLG: 0.478	4-0 BB BB		0-0 FC5-4 1-2 2-3		0-0 E8 BB 1B			0-0 F8		3	0	1	1	1	0	2						
Clete Boyer, R (1, 5) OBP: 0.304, SLG: 0.445	0-0 F5		0-0 F4		0-0 K			0-0 E5		4	0	0	0	0	1	5						
Felipe Alou, R (1, 8)		0-0 CS 1B		0-0 1B				0-0 F7		4	0	2	0	0	0	1						
Woody Woodward, R (1, 4) OBP: 0.297, SLG: 0.267	4-0 FC9-6 BB 1-2		0-0 F4		0-0 6-3			0-0 K	0-3 K	3	0	0	0	1	1	1						
Bob Uecker, R (1, 2) OBP: 0.230, SLG: 0.215			0-0 FC9-6 1-2		0-0 F7			0-3 K		3	0	0	0	0	1	2						
Denis Menke, R (9, PH) OBP: 0.322, SLG: 0.324			0-0 FC9-6 1-2		0-0 F7			0-0 K	4-0 G1-4-3 BB	0	0	0	0	1	0	0						
Ken Johnson, R (1, 1) OBP: 0.194, SLG: 0.145			0-0 F4		0-3 K			0-0 6-3	0-0 G1-4-3 1-2	2	0	0	0	0	1	2						
Miguel de la Hoz, R (7, PH) OBP: 0.228, SLG: 0.333										1	0	0	0	0	0	0						
Ramon Hernandez, S (7, 1)										0	0	0	0	0	0	0						
Rico Carty, R (9, PH) OBP: 0.531, SLG: 0.420										1	0	0	0	0	0	1						
Inning Stats	R: 0 E: 0 K: 2 S: 7	H: 0 LOB: 2 BB: 2 P: 15	R: 0 E: 0 K: 0 S: 3	H: 1 LOB: 1 BB: 1 P: 7	R: 0 E: 0 K: 0 S: 4	H: 1 LOB: 2 BB: 1 P: 8	R: 0 E: 0 K: 1 S: 6	H: 1 LOB: 1 BB: 0 P: 6	R: 1 E: 1 K: 1 S: 7	H: 3 LOB: 1 BB: 0 P: 7	R: 0 E: 0 K: 1 S: 5	H: 0 LOB: 0 BB: 0 P: 5	R: 0 E: 0 K: 0 S: 3	H: 0 LOB: 1 BB: 0 P: 3	R: 0 E: 1 K: 0 S: 4	H: 0 LOB: 1 BB: 0 P: 4	R: 0 E: 0 K: 1 S: 4	H: 0 LOB: 0 BB: 1 P: 8	1B: 5 2B: 1 3B: 0 HR: 0	SF: 0 SAC: 0 DP: 2 HBP: 0	WP: 0 PB: 0 SB: 0 CS: 1	PA: 36
PITCHER Ray Sadecki, L (1, 1) ERA: 3.1	IP: 9.0 WLS: W BF: 36 H: 6 R: 1 ER: 1 SO: 6 BB: 5 IBB: 0 HBP: 0 BLK: 0 WP: 0 HR: 0 S: 43 P: 63 ERA: 1.00 WHIP: 1.222															PITCHER	IP: 9.0 WLS: W BF: 36 H: 6 R: 1 ER: 1 SO: 6 BB: 5 IBB: 0 HBP: 0 BLK: 0 WP: 0 HR: 0 S: 43 P: 63 ERA: 1.00 WHIP: 1.222					

Batter	1	2	3	4	5	6	7	8	9	AB	R	H	RBI	BB	SO	LOB	BOTTOM			
Jesus Alou, R (1, 7) OBP: 0.329, SLG: 0.395	0-0 F6		0-0 FC6-4 1-2		0-0 E6 3-H		0-0 4-3			4	0	0	0	0	0	1	Atlanta Braves @ San Francisco Giants Candlestick Park, San Francisco, CA Sat Aug 26 1967, 6:33 AM EDT Unknown			
Ken Henderson, S (1, 8) OBP: 0.284, SLG: 0.269	0-0 G3		0-3 K		0-0 1-3		0-3 K			3	0	0	0	0	1	2				
Willie Mays, R (7, PH) OBP: 0.328, SLG: 0.449										1	0	0	0	1	0	0				
Willie McCovey, L (1, 3) OBP: 0.389, SLG: 0.549	0-0 F5			0-0 HR		0-0 1-3 2B		0-0 F3		4	2	2	1	0	0	0				
Jim Ray Hart, R (1, 5) OBP: 0.371, SLG: 0.534		0-0 6-3		4-0 BB		0-0 1-3		4-0 1B		2	0	0	0	2	0	1				
Ty Cline, L (8, PR) OBP: 0.302, SLG: 0.386				0-0 G4-6-3 BB		0-0 1-3		0-0 BB		0	0	0	0	0	0	0				
Jim Davenport, R (9, 5) OBP: 0.342, SLG: 0.345				0-0 G4-6-3 1-2		0-0 1B		0-0 2B		0	0	0	0	0	0	0				
Ollie Brown, R (1, 9) OBP: 0.318, SLG: 0.421		0-0 4-3		0-0 G4-6-3 1-2		0-0 1B		0-0 1B		4	0	2	1	0	0	1				
Tom Haller, L (1, 2) OBP: 0.362, SLG: 0.442		0-0 1B		0-0 F9		0-0 FC5 1B		0-0 F5		3	0	1	0	1	0	2				
Hal Lanier, R (1, 6) OBP: 0.239, SLG: 0.268		0-0 5-3		0-0 1B		0-0 3-1 SH3-4 E 1B		0-0 F4		4	1	2	0	0	0	3				
Tito Fuentes, S (1, 4) OBP: 0.240, SLG: 0.275			0-0 6-3		0-0 SH3-4 1-2		0-0 FC5 2-3			2	0	0	0	0	0	2				
Ray Sadecki, L (1, 1) OBP: 0.292, SLG: 0.340			0-0 FC6-4 1B		0-0 3-1		0-3 K			3	0	1	0	0	1	1				
Inning Stats	R: 0 E: 0 K: 0 S: 3	H: 0 LOB: 0 BB: 0 P: 3	R: 0 E: 0 K: 0 S: 4	H: 1 LOB: 1 BB: 0 P: 4	R: 0 E: 0 K: 1 S: 6	H: 1 LOB: 1 BB: 0 P: 6	R: 1 E: 0 K: 0 S: 3	H: 1 LOB: 0 BB: 1 P: 7	R: 1 E: 1 K: 0 S: 5	H: 3 LOB: 2 BB: 1 P: 9	R: 0 E: 0 K: 2 S: 7	H: 0 LOB: 0 BB: 0 P: 7	R: 0 E: 0 K: 0 S: 4	H: 1 LOB: 2 BB: 1 P: 8	R: 0 E: 0 K: 0 S: 4	H: 1 LOB: 1 BB: 1 P: 8	1B: 5 2B: 2 3B: 0 HR: 1	SF: 0 SAC: 1 DP: 1 HBP: 0	WP: 0 PB: 0 SB: 0 CS: 0	PA: 34
PITCHER Ken Johnson, R (1, 1) ERA: 2.68	IP: 6.0 WLS: L BF: 26 H: 7 R: 3 ER: 2 SO: 1 BB: 1 IBB: 0 HBP: 0 BLK: 0 WP: 0 HR: 1 S: 26 P: 34 ERA: 3.00 WHIP: 1.333															PITCHER	IP: 6.0 WLS: L BF: 26 H: 7 R: 3 ER: 2 SO: 1 BB: 1 IBB: 0 HBP: 0 BLK: 0 WP: 0 HR: 1 S: 26 P: 34 ERA: 3.00 WHIP: 1.333			
Ramon Hernandez, L (7, 1) ERA: 4.36	IP: 2.0 WLS: 8 BF: 1 H: 0 R: 0 ER: 0 SO: 2 BB: 1 IBB: 0 HBP: 0 BLK: 0 WP: 0 HR: 0 S: 11 P: 15 ERA: 0.00 WHIP: 1.000															PITCHER	IP: 2.0 WLS: 8 BF: 1 H: 0 R: 0 ER: 0 SO: 2 BB: 1 IBB: 0 HBP: 0 BLK: 0 WP: 0 HR: 0 S: 11 P: 15 ERA: 0.00 WHIP: 1.000			



Batter	1	2	3	4	5	6	7	8	9	10	11	12	13	14	AB	R	H	RBI	BB	SO	LOB	TOP					
Marty Martinez, S OBP: 0.384, SLG: 0.342 Denis Menke, R OBP: 0.320, SLG: 0.322															3	1	1	0	1	0	1						
Tito Francona, L OBP: 0.287, SLG: 0.323															6	0	0	0	0	0	4						
Hank Aaron, R OBP: 0.381, SLG: 0.585															6	1	2	0	0	0							
Joe Torre, R OBP: 0.358, SLG: 0.478															6	0	2	1	0	0	1						
Clete Boyer, R OBP: 0.300, SLG: 0.440															5	0	0	1	0	0	1						
Felipe Alou, R OBP: 0.326, SLG: 0.422															6	0	1	0	0	1	2						
Mack Jones, L OBP: 0.324, SLG: 0.415															4	0	1	0	1	0	0						
Woody Woodward, R OBP: 0.293, SLG: 0.283															5	0	0	0	0	0	3						
Denny Lemaster, R OBP: 0.177, SLG: 0.123 Charlie Lau, L OBP: 0.318, SLG: 0.270 Claude Raymond, R OBP: 0.143, SLG: 0.286 Cecil Upshaw, R OBP: 0.400, SLG: 0.250															2	0	0	0	1	2	0						
Inning Stats	R: 2 E: 0 K: 0 S: 6	H: 3 LOB: 1 BB: 0 P: 6	R: 0 E: 0 K: 1 S: 5	H: 1 LOB: 0 BB: 0 P: 5	R: 0 E: 0 K: 0 S: 2	H: 0 LOB: 0 BB: 1 P: 6	R: 0 E: 0 K: 0 S: 3	H: 0 LOB: 0 BB: 0 P: 3	R: 0 E: 0 K: 1 S: 5	H: 0 LOB: 0 BB: 0 P: 5	R: 0 E: 0 K: 0 S: 4	H: 1 LOB: 1 BB: 0 P: 4	R: 0 E: 0 K: 0 S: 3	H: 0 LOB: 0 BB: 0 P: 3	R: 0 E: 0 K: 1 S: 5	H: 0 LOB: 0 BB: 0 P: 5	R: 0 E: 0 K: 0 S: 4	H: 1 LOB: 1 BB: 0 P: 4	R: 0 E: 0 K: 0 S: 4	H: 1 LOB: 1 BB: 0 P: 4	1B: 7 2B: 3 3B: 0 HR: 0	SF: 1 SAC: 0 DP: 4 HBP: 0	WP: 0 PB: 0 SB: 1 CS: 0	PA: 51			
PITCHER	IP 7.0	WLS 26	BF 6	H 2	R 2	ER 2	SO 2	BB 2	IBB 0	HBP 0	BLK 0	WP 0	HR 0	S 28	P 36	ERA 3.35	WHIP 1.143										
Ron Herbel, R ERA: 3.35 Frank Linzy, R ERA: 1.69 Bobby Bolin, R ERA: 5.11	(1.1) (8.1) (13.1)	5.0 W	17 8	1 2	0 0	0 0	1 0	1 0	0 0	0 0	0 0	0 0	0 0	18 8	22 8	0.00 0.00	0.400 1.000										


Atlanta Braves @ San Francisco Giants
Candlestick Park, San Francisco, CA
Sat Aug 26 1967, 6:38 AM EDT
Att. 18,689 - Unknown


AB 47
R 2
H 9
RBI 2
BB 3
SO 3
LOB 15

Batter	1	2	3	4	5	6	7	8	9	10	11	12	13	14	AB	R	H	RBI	BB	SO	LOB	BOTTOM					
Jesus Alou, R OBP: 0.326, SLG: 0.390															6	0	0	0	0	1	5						
Willie McCovey, L OBP: 0.391, SLG: 0.555															4	1	1	1	2	0	0						
Willie Mays, R OBP: 0.323, SLG: 0.442															6	0	0	0	0	1	2						
Jim Ray Hart, R OBP: 0.369, SLG: 0.532															6	0	1	0	0	2	2						
Ollie Brown, R OBP: 0.315, SLG: 0.414															5	0	0	0	1	2	1						
Dick Dietz, R OBP: 0.360, SLG: 0.379 Tom Haller, L OBP: 0.365, SLG: 0.445															4	0	0	0	0	0	2						
Hal Lanier, R OBP: 0.241, SLG: 0.269															6	1	2	0	0	0	2						
Tito Fuentes, S OBP: 0.248, SLG: 0.277 Jim Davenport, R OBP: 0.348, SLG: 0.350																1	0	1	0	1	0	0					
Ron Herbel, R ERA: 3.35 Frank Linzy, R ERA: 1.69 Ty Cline, L OBP: 0.150, SLG: 0.100 Bobby Bolin, R ERA: 5.11 Ken Hendriksen, R ERA: 5.11	(1.1) (8.1) (13.1) (14. PH)	9.0 L	34 10	4 2	2 0	3 2	3 0	4 0	3 0	3 0	5 0	9 13	2 3	5 5	0 1	0 0	0 0	0 0	0 0	0 0	0 0	0 0					
Inning Stats	R: 0 E: 0 K: 1 S: 5	H: 0 LOB: 1 BB: 1 P: 9	R: 0 E: 0 K: 0 S: 3	H: 0 LOB: 0 BB: 0 P: 3	R: 1 E: 0 K: 0 S: 5	H: 2 LOB: 1 BB: 0 P: 5	R: 0 E: 0 K: 0 S: 2	H: 1 LOB: 1 BB: 0 P: 7	R: 0 E: 0 K: 1 S: 5	H: 0 LOB: 0 BB: 0 P: 5	R: 0 E: 0 K: 0 S: 3	H: 0 LOB: 0 BB: 0 P: 7	R: 0 E: 0 K: 2 S: 9	H: 2 LOB: 3 BB: 1 P: 13	R: 0 E: 0 K: 1 S: 5	H: 0 LOB: 0 BB: 0 P: 5	R: 1 E: 0 K: 1 S: 6	H: 3 LOB: 3 BB: 0 P: 7	1B: 6 2B: 2 3B: 0 HR: 1	SF: 0 SAC: 2 DP: 1 HBP: 1	WP: 0 PB: 0 SB: 0 CS: 1	PA: 55					
PITCHER	IP 9.0	WLS 34	BF 4	H 2	R 2	ER 2	SO 3	BB 4	IBB 0	HBP 0	BLK 0	WP 0	HR 1	S 36	P 52	ERA 1.00	WHIP 0.889										
Denny Lemaster, L ERA: 3.38 Claude Raymond, R ERA: 2.4 Cecil Upshaw, R ERA: 2.64	(1.1) (10.1) (12.1)	2.1 L	10 10	2 3	0 1	0 1	2 3	0 0	1 1	0 0	0 0	0 0	13 15	17 16	0.00 4.50	0.857 1.500											

Atlanta Braves @ San Francisco Giants
Candlestick Park, San Francisco, CA
Sat Aug 26 1967, 6:38 AM EDT
Att. 18,689 - Unknown

AB 46
R 3
H 9
RBI 3
BB 5
SO 8
LOB 18

Batter	1	2	3	4	5	6	7	8	9	AB	R	H	RBI	BB	SO	LOB	TOP					
Felipe Alou, R OBP: 0.325, SLG: 0.421 (1, 8)	F5			1B		F2		K		4	0	1	0	0	1	1	Atlanta Braves @ San Francisco Giants Candlestick Park, San Francisco, CA Sun Aug 27 1967, 6:33 AM EDT Unknown					
Mack Jones, L OBP: 0.321, SLG: 0.410 (1, 7)	F2			K		4-3		K		4	0	0	0	0	2	2						
Hank Aaron, R OBP: 0.384, SLG: 0.585 (1, 9)	F8			BB		1B		1B		3	0	2	0	1	0	0						
Joe Torre, R OBP: 0.357, SLG: 0.475 (1, 3)		L4-3 BB		K		K		F7		3	0	0	0	1	2	5						
Clete Boyer, R OBP: 0.297, SLG: 0.436 (1, 6)	F4			F8			K		5-3	4	0	0	0	0	1	3						
Miguel de la Hoz, R OBP: 0.219, SLG: 0.320 (1, 5)	L4-3				1-3		4-3		F3	4	0	0	0	0	0	1						
Woody Woodward, R OBP: 0.295, SLG: 0.272 (1, 4)				K		2B		F4		4	0	2	0	0	1	0						
Bob Uecker, R OBP: 0.227, SLG: 0.211 (1, 2)			F7	F8		F7				3	0	0	0	0	0	2						
Clay Carroll, R OBP: 0.154, SLG: 0.083 Denis Menke, R OBP: 0.322, SLG: 0.322 Jay Ritchie, R OBP: 0.300, SLG: 0.500 (8, PH) (8, 1)			4-3		6-3			1B BB		2	0	0	0	0	0	1						
Inning Stats	R: 0 E: 0 K: 0 S: 3	H: 0 LOB: 0 BB: 0 P: 3	R: 0 E: 0 K: 0 S: 2	H: 0 LOB: 0 BB: 1 P: 6	R: 0 E: 0 K: 1 S: 5	H: 0 LOB: 0 BB: 0 P: 5	R: 0 E: 0 K: 2 S: 8	H: 1 LOB: 2 BB: 1 P: 12	R: 0 E: 0 K: 0 S: 4	H: 1 LOB: 1 BB: 0 P: 4	R: 0 E: 0 K: 1 S: 6	H: 1 LOB: 1 BB: 0 P: 6	R: 0 E: 0 K: 1 S: 6	H: 1 LOB: 1 BB: 0 P: 6	R: 0 E: 0 K: 2 S: 8	H: 1 LOB: 2 BB: 1 P: 12	R: 0 E: 0 K: 0 S: 3	H: 0 LOB: 0 BB: 0 P: 3	1B: 3 2B: 3 3B: 0 HR: 0	SF: 0 SAC: 0 DP: 1 HBP: 0	WP: 0 PB: 0 SB: 1 CS: 0	PA: 34
PITCHER Mike McCormick, L ERA: 2.62 (1, 1)	IP: 9.0 WLS: W BF: 34 H: 5 R: 0 ER: 0 SO: 7 BB: 3 IBB: 0 HBP: 0 BLK: 0 WP: 0 HR: 0 S: 45 P: 57 ERA: 0.00 WHIP: 0.889															PITCHER						

Batter	1	2	3	4	5	6	7	8	9	AB	R	H	RBI	BB	SO	LOB	BOTTOM			
Jesus Alou, R OBP: 0.322, SLG: 0.386 (1, 7)	4-3		5-3		4-3		F2			4	0	0	0	0	0	2	Atlanta Braves @ San Francisco Giants Candlestick Park, San Francisco, CA Sun Aug 27 1967, 6:33 AM EDT Unknown			
Tom Haller, L OBP: 0.364, SLG: 0.443 (1, 2)	1B		6-3		4-3		4-3			4	0	1	0	0	0	0				
Willie Mays, R OBP: 0.323, SLG: 0.441 (1, 8)	G1-6-3 1B			6-3		K		E5 SH1-4 1B		4	0	1	0	0	1	0				
Willie McCovey, L OBP: 0.392, SLG: 0.554 (1, 3)	G1-6-3			2-3		E S 1B		SH1-4 1B		4	1	2	0	0	0	2				
Jim Ray Hart, R OBP: 0.371, SLG: 0.532 Jim Davenport, R OBP: 0.348, SLG: 0.350 (7, 5)		FC4-6 1B		5-3		1B BB		SH1-4		2	1	1	0	1	0	0				
Ollie Brown, R OBP: 0.321, SLG: 0.416 (1, 9)		FC4-6 1B			F8		1B	1B		3	0	2	1	1	0	0				
Hal Lanier, R OBP: 0.243, SLG: 0.270 (1, 6)		FC4-6 G5-4-3			FC2-5 WP BB		1B	F5		3	0	1	1	1	0	5				
Tito Fuentes, S OBP: 0.245, SLG: 0.275 (1, 4)		G5-4-3			FC2-5 BB		5-3	K		3	0	0	0	1	1	7				
Mike McCormick, L OBP: 0.167, SLG: 0.179 (1, 1)			K		FC2-5		K			3	0	0	0	0	2	2				
Inning Stats	R: 0 E: 0 K: 0 S: 4	H: 2 LOB: 1 BB: 0 P: 4	R: 0 E: 0 K: 0 S: 4	H: 2 LOB: 1 BB: 0 P: 4	R: 0 E: 0 K: 1 S: 5	H: 0 LOB: 0 BB: 0 P: 5	R: 0 E: 0 K: 0 S: 3	H: 0 LOB: 0 BB: 0 P: 3	R: 0 E: 0 K: 0 S: 3	H: 0 LOB: 2 BB: 2 P: 11	R: 2 E: 0 K: 1 S: 8	H: 3 LOB: 2 BB: 1 P: 12	R: 0 E: 0 K: 1 S: 5	H: 0 LOB: 0 BB: 0 P: 5	R: 0 E: 1 K: 1 S: 7	H: 1 LOB: 3 BB: 1 P: 11	1B: 8 2B: 0 3B: 0 HR: 0	SF: 0 SAC: 1 DP: 2 HBP: 0	WP: 1 PB: 0 SB: 1 CS: 0	PA: 35
PITCHER Clay Carroll, R ERA: 4.91 Jay Ritchie, R ERA: 3.36 (8, 1)	IP: 7.0 WLS: L BF: 29 H: 7 R: 2 ER: 2 SO: 3 BB: 3 IBB: 0 HBP: 0 BLK: 0 WP: 1 HR: 0 S: 32 P: 44 ERA: 2.57 WHIP: 1.429															PITCHER				

Batter	1	2	3	4	5	6	7	8	9	AB	R	H	RBI	BB	SO	LOB	TOP					
Felipe Alou, R OBP: 0.324, SLG: 0.420 (1, 8)	F8		F7		F4		SH1-3 E 2B	F8		5	1	1	0	0	0	0	Atlanta Braves @ San Francisco Giants Candlestick Park, San Francisco, CA Sun Aug 27 1967, 6:38 AM EDT Att: 23,592 - Unknown					
Tito Francona, L OBP: 0.294, SLG: 0.325 (1, 3)	FC6-4 BB		FC5-4 1B		BLK 1B BB		SH1-3	K		2	1	1	0	2	1	0						
Hank Aaron, R OBP: 0.386, SLG: 0.584 (1, 9)	FC6-4 1-2		FC5-4 1-2		1B 1-H		1B E SF7 IBB	G5-4-3 BB		3	1	1	1	2	0	2						
Joe Torre, R OBP: 0.353, SLG: 0.468 (1, 2)	4-3		F8		F2		E5 1B	G5-4-3		5	0	0	1	0	0	5						
Clete Boyer, R OBP: 0.301, SLG: 0.445 (1, 6)										4	1	3	1	0	0	0						
Mack Jones, L OBP: 0.320, SLG: 0.408 (1, 7)										2	0	0	1	1	0	1						
Miguel de la Hoz, R OBP: 0.211, SLG: 0.308 (1, 5)										4	0	0	0	0	0	4						
Woody Woodward, R OBP: 0.297, SLG: 0.271 (1, 4)										2	0	0	0	2	1	0						
Ed Rakow, S Ramon Hernandez, S (7, 1) Charlie Lau, L (8, PH) Phil Niekro, R (8, 1) OBP: 0.311, SLG: 0.263 OBP: 0.156, SLG: 0.140										3	0	0	0	0	1	4						
Inning Stats	R: 0 E: 0 K: 0 S: 3	H: 0 LOB: 1 BB: 1 P: 7	R: 0 E: 0 K: 1 S: 6	H: 1 LOB: 2 BB: 1 P: 10	R: 0 E: 0 K: 0 S: 4	H: 1 LOB: 0 BB: 0 P: 4	R: 1 E: 0 K: 1 S: 6	H: 1 LOB: 0 BB: 0 P: 6	R: 1 E: 0 K: 0 S: 4	H: 1 LOB: 1 BB: 1 P: 8	R: 0 E: 0 K: 0 S: 3	H: 0 LOB: 2 BB: 2 P: 11	R: 2 E: 1 K: 0 S: 6	H: 2 LOB: 2 BB: 1 P: 10	R: 0 E: 0 K: 0 S: 3	H: 0 LOB: 0 BB: 0 P: 3		R: 0 E: 0 K: 1 S: 4	H: 0 LOB: 0 BB: 1 P: 8	1B: 4 2B: 1 3B: 0 HR: 1	SF: 1 SAC: 1 DP: 1 HBP: 0	WP: 0 PB: 0 SB: 0 CS: 0
PITCHER	IP	WLS	BF	H	R	ER	SO	BB	IBB	HBP	BLK	WP	HR	S	P	ERA	WHIP			ERA	WHIP	
Lindy McDaniel, R ERA: 4.19	(1, 1)	6.1	L	32	6	4	3	2	3	3	0	1	0	1	30	54	4.26	1.421				
Bobby Bolin, R ERA: 4.99	(7, 1)	2.2		8	0	0	0	1	1	0	0	0	0	0	9	13	0.00	0.375				

AB 31
R 4
H 6
RBI 4
BB 7
SO 3
LOB 16



Batter	1	2	3	4	5	6	7	8	9	AB	R	H	RBI	BB	SO	LOB	BOTTOM					
Jesus Alou, R OBP: 0.319, SLG: 0.382 (1, 7)	4-3		F7		6-3		G4-6-3 1-2			4	0	0	0	0	0	2	Atlanta Braves @ San Francisco Giants Candlestick Park, San Francisco, CA Sun Aug 27 1967, 6:38 AM EDT Att: 23,592 - Unknown					
Ken Henderson, S OBP: 0.274, SLG: 0.275 (1, 8)	BB 1B		3-1		BB		F7			3	1	1	0	1	0	0						
Willie McCovey, L OBP: 0.390, SLG: 0.549 (1, 3)	1B BB		F6		F6		K			3	0	0	0	1	1	1						
Jim Ray Hart, R OBP: 0.372, SLG: 0.530 (1, 5)	HBP 1B		BB		K		6-3			3	0	1	1	1	1	0						
Ollie Brown, R OBP: 0.317, SLG: 0.411 (1, 9)	K		F5		K		K			4	0	0	0	0	2	3						
Dick Dietz, R OBP: 0.356, SLG: 0.371 Bobby Bolin, R OBP: 0.265, SLG: 0.303 Ty Cline, L OBP: 0.296, SLG: 0.378 (8, PH)					E4 4-3 CS		F8			2	0	0	0	0	0	0						
Hal Lanier, R OBP: 0.241, SLG: 0.267 (1, 6)	5-3				4-3		5-3			4	0	0	0	0	0	4						
Tito Fuentes, S OBP: 0.244, SLG: 0.273 Jim Davenport, R OBP: 0.350, SLG: 0.350 (7, PH)			F6		K		WP BB			2	0	0	0	0	1	1						
Lindy McDaniel, R OBP: 0.100, SLG: 0.100 Tom Haller, L OBP: 0.365, SLG: 0.443 (7, 2)			K				F8			2	0	0	0	0	1	0						
Inning Stats	R: 1 E: 0 K: 1 S: 7	H: 2 LOB: 3 BB: 1 P: 12	R: 0 E: 0 K: 1 S: 5	H: 0 LOB: 0 BB: 0 P: 5	R: 0 E: 0 K: 0 S: 3	H: 0 LOB: 1 BB: 1 P: 7	R: 0 E: 1 K: 1 S: 5	H: 0 LOB: 1 BB: 0 P: 5	R: 0 E: 0 K: 0 S: 3	H: 0 LOB: 0 BB: 1 P: 7	R: 0 E: 0 K: 2 S: 7	H: 0 LOB: 0 BB: 0 P: 7	R: 0 E: 0 K: 0 S: 2	H: 0 LOB: 1 BB: 2 P: 10	R: 0 E: 0 K: 1 S: 5	H: 0 LOB: 0 BB: 0 P: 5		R: 0 E: 0 K: 0 S: 3	H: 0 LOB: 0 BB: 0 P: 3	1B: 2 2B: 1 3B: 0 HR: 0	SF: 0 SAC: 0 DP: 2 HBP: 1	WP: 1 PB: 0 SB: 0 CS: 1
PITCHER	IP	WLS	BF	H	R	ER	SO	BB	IBB	HBP	BLK	WP	HR	S	P	ERA	WHIP			ERA	WHIP	
Ed Rakow, R ERA: 4.08	(1, 1)	6.1	W	26	2	1	1	5	4	0	1	0	0	31	48	1.42	0.947					
Ramon Hernandez, L ERA: 4.3	(7, 1)	0.2		2	0	0	0	0	1	0	0	0	1	1	5	0.00	1.500					
Phil Niekro, R ERA: 1.8	(8, 1)	2.0	S	6	0	0	0	1	0	0	0	0	0	8	8	0.00	0.000					

AB 28
R 1
H 2
RBI 1
BB 5
SO 6
LOB 11



Batter	1	2	3	4	5	6	7	8	9	10	AB	R	H	RBI	BB	SO	LOB	TOP						
Matty Alou, L OBP: 0.361, SLG: 0.391 (1, 8)	F8		K		1-H BLK 3B		L4			CS 1B	5	1	2	1	0	1	1	Pittsburgh Pirates @ Atlanta Braves Atlanta Stadium, Atlanta, GA Mon Aug 28 1967, 7:05 PM EDT Att: 8,725 - Unknown						
Gene Alley, R OBP: 0.331, SLG: 0.389 (1, 6)	1B		K		K			1-3		K	5	0	1	0	0	3	1							
Roberto Clemente, R OBP: 0.394, SLG: 0.553 (1, 9)	1B		K					P4		HR	5	2	3	2	0	1	0							
Wille Stargell, L OBP: 0.352, SLG: 0.477 (1, 7)	K				FC4-6 1B			L6		6-3	5	0	1	0	0	1	2							
Donn Clendenon, R OBP: 0.305, SLG: 0.395 (1, 3)	G3				FC4-6 CS			K2-3		K	4	0	0	0	0	2	3							
Bill Mazerowski, R OBP: 0.234, SLG: 0.357 (1, 4)		G4-6-3 HBP 1B			F2			6-3		6-3	4	0	1	0	0	0	1							
Jose Pagan, R OBP: 0.293, SLG: 0.319 (1, 5)		G4-6-3 HBP						F8		3-1 3-1 1B	3	0	2	0	0	0	0							
Jerry May, R OBP: 0.338, SLG: 0.343 (1, 2)		G4-6-3			1-2 2-3			3-1		3-1 1B	3	1	1	0	1	0	3							
Al McBean, R OBP: 0.188, SLG: 0.133 Roy Face, R (8, 1)		G3			3B 1B			3-1		BB 1B	3	1	1	0	1	0	3							
Manny Jimenez, L OBP: 0.292, SLG: 0.413 Dennis Ribant, R OBP: 0.245, SLG: 0.340 Juan Pizarro, L OBP: 0.231, SLG: 0.240 (10, 1)					K			3-1		F9	3	0	0	0	0	1	3							
Inning Stats	R: 0 E: 0 K: 1 S: 7	H: 2 LOB: 2 BB: 0 P: 7	R: 0 E: 0 K: 3 S: 3	H: 1 LOB: 1 BB: 0 P: 4	R: 0 E: 0 K: 3 S: 9	H: 0 LOB: 0 BB: 0 P: 9	R: 0 E: 0 K: 2 S: 3	H: 1 LOB: 0 BB: 0 P: 3	R: 2 E: 0 K: 2 S: 9	H: 2 LOB: 0 BB: 0 P: 9	R: 1 E: 0 K: 1 S: 6	H: 1 LOB: 1 BB: 0 P: 6	R: 0 E: 0 K: 0 S: 4	H: 1 LOB: 1 BB: 0 P: 4	R: 0 E: 0 K: 1 S: 6	H: 1 LOB: 2 BB: 10 P: 10	R: 1 E: 0 K: 1 S: 6	H: 2 LOB: 0 BB: 0 P: 6	1B: 8 2B: 0 3B: 1 HR: 2	SF: 0 SAC: 0 DP: 1 HBP: 1	WP: 0 PB: 0 SB: 0 CS: 2	PA: 40		
PITCHER	IP 8.0	WLS 31	BF 8	H 3	R 3	ER 3	SO 7	BB 0	IBB 0	HBP 1	BLK 1	WP 0	HR 1	S 44	P 45	ERA 3.38	WHIP 1.000							
Pat Jarvis, R ERA: 4.06 Jay Ritchie, R ERA: 3.39 (9, 1)	2.0	L	9	3	1	1	2	1	0	0	0	0	0	1	12	16	4.50	2.000						

Batter	1	2	3	4	5	6	7	8	9	10	AB	R	H	RBI	BB	SO	LOB	BOTTOM						
Felipe Alou, R OBP: 0.326, SLG: 0.422 (1, 8)	F8		G4-6-3 1B		3-1			1B BLK 1B		1B	5	1	3	1	0	0	0	Pittsburgh Pirates @ Atlanta Braves Atlanta Stadium, Atlanta, GA Mon Aug 28 1967, 7:05 PM EDT Att: 8,725 - Unknown						
Tito Francona, L OBP: 0.296, SLG: 0.326 (1, 3)	5-3		G4-6-3					1B 1B		K	5	0	2	0	0	1	2							
Hank Aaron, R OBP: 0.385, SLG: 0.581 (1, 9)	P4		P3					F8		G1-6-3 1B	4	0	1	1	0	0	1							
Joe Torre, R OBP: 0.352, SLG: 0.465 (1, 2)		BLK 1B BB			6-3			G6-4-3 1B		G1-6-3 1B	3	1	0	0	1	0	4							
Clete Boyer, R OBP: 0.296, SLG: 0.442 (1, 6)		K			F8			P5		6-3	4	0	0	0	0	1	1							
Mack Jones, L OBP: 0.319, SLG: 0.406 (1, 7)		F8						K		K	4	0	1	0	0	2	1							
Miguel de la Hoz, R OBP: 0.212, SLG: 0.300 (9, 4)		1B BB			1-6-3			6-3		F8	3	0	0	0	1	0	1							
Woody Woodward, R OBP: 0.288, SLG: 0.272 Charlie Lau, L OBP: 0.304, SLG: 0.256 Denis Menke, R OBP: 0.321, SLG: 0.321 (9, 5)								F9		F7	2	0	1	1	0	0	0							
Pat Jarvis, R OBP: 0.117, SLG: 0.102 Rico Carty, R OBP: 0.353, SLG: 0.425 Gary Geiger, L OBP: 0.288, SLG: 0.223 Jay Ritchie, R OBP: 0.300, SLG: 0.500 Bob Uecker, R OBP: 0.225, SLG: 0.210 (10, PH)		1-3 2-H 1B			F3			F3		1B 2B	2	0	0	0	0	1	2							
Inning Stats	R: 0 E: 0 K: 0 S: 3	H: 0 LOB: 0 BB: 0 P: 3	R: 1 E: 0 K: 2 S: 8	H: 1 LOB: 2 BB: 2 P: 16	R: 0 E: 0 K: 0 S: 3	H: 1 LOB: 1 BB: 0 P: 3	R: 0 E: 0 K: 0 S: 4	H: 1 LOB: 1 BB: 0 P: 4	R: 0 E: 0 K: 0 S: 3	H: 0 LOB: 0 BB: 0 P: 3	R: 2 E: 0 K: 0 S: 6	H: 4 LOB: 2 BB: 0 P: 6	R: 0 E: 0 K: 1 S: 5	H: 0 LOB: 0 BB: 5 P: 5	R: 0 E: 0 K: 2 S: 8	H: 1 LOB: 1 BB: 0 P: 8	R: 0 E: 0 K: 2 S: 8		H: 1 LOB: 1 BB: 0 P: 8	1B: 8 2B: 1 3B: 0 HR: 0	SF: 0 SAC: 0 DP: 3 HBP: 0	WP: 0 PB: 0 SB: 0 CS: 0	PA: 38	
PITCHER	IP 7.1	WLS 29	BF 7	H 3	R 3	ER 3	SO 3	BB 2	IBB 0	HBP 0	BLK 1	WP 0	HR 0	S 33	P 41	ERA 3.68	WHIP 1.227							
Al McBean, R ERA: 2.77 Roy Face, R ERA: 1.27 Dennis Ribant, R ERA: 3.87 Juan Pizarro, L ERA: 4.17 (10, 1)	0.2	2	1	0	0	0	0	0	0	0	0	0	0	2	2	0.00	1.500							
1.2	W	6	1	0	0	2	0	0	0	0	0	0	0	10	10	0.00	0.600							
0.1	S	1	0	0	0	1	0	0	0	0	0	0	0	3	3	0.00	0.000							

Batter	1	2	3	4	5	6	7	8	9	AB	R	H	RBI	BB	SO	LOB	TOP			
Matty Alou, L (1, 8) OBP: 0.362, SLG: 0.391 Manny Mota, R (9, PH) OBP: 0.348, SLG: 0.443	6-3			HBP	4-3		PB		6-3	3	0	1	0	0	0	1	Pittsburgh Pirates @ Atlanta Braves Atlanta Stadium, Atlanta, GA Tue Aug 29 1967, 7:05 PM EDT Att: 6,516 - Unknown			
Gene Alley, R (1, 6) OBP: 0.333, SLG: 0.390	F9			1B		FC3-6	G3			4	0	2	0	0	0	1				
Roberto Clemente, R (1, 9) OBP: 0.393, SLG: 0.550	K			K		P4			G4-6-3	4	0	1	0	0	2	3				
Willie Stargell, L (1, 7) OBP: 0.358, SLG: 0.472		K		F8		FC3-6			G4-6-3	4	0	0	0	0	1	4				
Donn Clendenon, R (1, 3) OBP: 0.305, SLG: 0.393		4-3		F9		PB			E6	4	1	1	0	0	0	2				
Bill Mazaroski, R (1, 4) OBP: 0.298, SLG: 0.360						1B				4	1	2	1	0	0	2				
Jose Pagan, R (1, 5) OBP: 0.287, SLG: 0.311				6-3		F9			P4	4	0	0	0	0	0	2				
Jerry May, R (1, 2) OBP: 0.341, SLG: 0.345				F9		SH3				4	0	2	1	0	0	0				
Tommie Sisk, R (1, 1) Al Luginbuhl, L (7, PH) John Geinar, R (7, 1) Dennis Ribant, R (7, 1) Andre Rodgers, R (8, 3) Roy Face, R (8, 1) Manny Jimenez, L (9, PH)				G3		SH3			G4-6-3	1	0	0	0	0	0	0		P		
						1B				1	0	0	0	0	0	1				
Inning Stats	R: 0 E: 0 K: 1 S: 5	H: 0 LOB: 0 BB: 0 P: 5	R: 0 E: 0 K: 1 S: 5	H: 0 LOB: 0 BB: 0 P: 5	R: 0 E: 0 K: 0 S: 3	H: 0 LOB: 0 BB: 0 P: 3	R: 0 E: 0 K: 1 S: 6	H: 1 LOB: 2 BB: 0 P: 7	R: 1 E: 0 K: 0 S: 5	H: 2 LOB: 1 BB: 0 P: 5	R: 0 E: 0 K: 0 S: 5	H: 2 LOB: 2 BB: 0 P: 5	R: 1 E: 1 K: 0 S: 5	H: 2 LOB: 1 BB: 0 P: 5	R: 1 E: 0 K: 0 S: 3	H: 2 LOB: 1 BB: 0 P: 3	1B: 9 2B: 1 3B: 0 HR: 0	SF: 0 SAC: 1 DP: 2 HBP: 1	WP: 0 PB: 2 CS: 0	PA: 37
PITCHER	IP WLS BF H R ER SO BB IBB HBP BLK WP HR S P ERA WHIP																			
Phil Niekro, R (1, 1) ERA: 1.76	8.0 W 34 9 3 1 3 0 0 0 0 0 0 0 39 40 1.12 1.125																			
Cecil Upshaw, R (9, 1) ERA: 2.45	1.0 S 3 1 0 0 0 0 0 0 0 0 0 0 3 3 0.00 1.000																			

Batter	1	2	3	4	5	6	7	8	9	AB	R	H	RBI	BB	SO	LOB	BOTTOM			
Felipe Alou, R (1, 8) OBP: 0.325, SLG: 0.419	5-3		F9			FC4-6		F7		4	0	0	0	1	0	4	Pittsburgh Pirates @ Atlanta Braves Atlanta Stadium, Atlanta, GA Tue Aug 29 1967, 7:05 PM EDT Att: 6,516 - Unknown			
Tito Francona, L (1, 3) OBP: 0.294, SLG: 0.324	4-3		F8		E6		4-3	FC3-2	IBB	5	1	1	1	0	0	2				
Hank Aaron, R (1, 9) OBP: 0.385, SLG: 0.584			5-3			P6		F7	FC3-2	4	2	1	1	1	0	3				
Mack Jones, L (1, 7) OBP: 0.320, SLG: 0.410	F8				4-1			FC3-2	IBB	4	1	1	0	1	0	6				
Clete Boyer, R (1, 5) OBP: 0.304, SLG: 0.450						K				3	1	2	4	2	1	0				
Denis Menke, R (1, 6) OBP: 0.324, SLG: 0.320						1B				1	1	0	0	2	0	1				
Rico Carty, R (7, PH) OBP: 0.295, SLG: 0.425					5-3					0	0	0	0	1	0	0				
Miguel de la Hoz, R (8, 5) OBP: 0.211, SLG: 0.297						F8		L6		1	0	0	0	0	0	0				
Woody Woodward, R (1, 4) OBP: 0.298, SLG: 0.272			L3		F9			F7		4	0	1	0	0	0	6				
Bob Uecker, R (1, 2) OBP: 0.232, SLG: 0.209										1	0	0	0	2	0	2				
Joe Torre, R (8, PH) OBP: 0.354, SLG: 0.466						FC3-6		F8		1	1	1	0	0	0	0				
Phil Niekro, R (1, 1) OBP: 0.167, SLG: 0.152										3	0	1	1	0	0	3				
Gary Geiger, L (8, PH) ERA: 4.91						FC3-6				0	0	0	0	1	0	0				
Cecil Upshaw, R (9, 1) OBP: 0.400, SLG: 0.250										0	0	0	0	0	0	0				
Inning Stats	R: 1 E: 0 K: 0 S: 4	H: 1 LOB: 0 BB: 0 P: 4	R: 0 E: 0 K: 0 S: 2	H: 0 LOB: 3 BB: 14	R: 0 E: 0 K: 0 S: 3	H: 0 LOB: 0 BB: 0 P: 3	R: 0 E: 0 K: 0 S: 3	H: 1 LOB: 1 BB: 1 P: 7	R: 0 E: 1 K: 1 S: 4	H: 0 LOB: 3 BB: 2 P: 12	R: 0 E: 0 K: 1 S: 7	H: 2 LOB: 2 BB: 1 P: 11	R: 0 E: 0 K: 0 S: 4	H: 1 LOB: 3 BB: 2 P: 12	R: 5 E: 0 K: 0 S: 6	H: 3 LOB: 0 BB: 2 P: 14	1B: 5 2B: 1 3B: 1 HR: 2	SF: 0 SAC: 0 DP: 1 HBP: 0	WP: 0 PB: 1 CS: 0	PA: 42
PITCHER	IP WLS BF H R ER SO BB IBB HBP BLK WP HR S P ERA WHIP																			
Tommie Sisk, R (1, 1) ERA: 3.19	6.0 2 5 1 0 0 0 2 0 0 0 0 0 23 51 3.00 1.667																			
John Geinar, R (7, 1) ERA: 4.91	0.2 5 1 0 0 0 0 2 0 0 0 0 0 3 11 0.00 4.500																			
Dennis Ribant, R (7, 1) ERA: 3.98	0.1 L 3 1 2 2 0 1 0 0 0 0 0 0 2 6 54.00 6.000																			
Roy Face, R (8, 1) ERA: 1.67	1.0 6 2 3 3 0 0 0 1 0 0 0 0 1 5 9 27.00 2.000																			

Batter	1	2	3	4	5	6	7	8	9	AB	R	H	RBI	BB	SO	LOB	TOP								
Nate Oliver, R (1,4) OBP: 0.325, SLG: 0.315	F4		K		4-3		1B SH1-3 BB		F4	3	1	0	0	1	1	2	Los Angeles Dodgers @ Atlanta Braves Atlanta Stadium, Atlanta, GA Thu Aug 31 1967, 7:05 PM EDT Att: 6,353 - Unknown								
Al Ferrara, R (9, PH) OBP: 0.349, SLG: 0.483	F4								F4	1	0	0	0	0	0	0									
Willie Davis, L (1,8) OBP: 0.286, SLG: 0.331	G3				F8		1-3 SF9 2B		3-1	5	1	2	1	0	0	0									
Lou Johnson, R (1,7) OBP: 0.341, SLG: 0.422	4-3				F2		1-3 SH1-3			3	0	0	1	0	0	1									
Ron Fairly, L (1,9) OBP: 0.297, SLG: 0.318		L4			E3		E3 FC5 SF9		F6	4	0	0	0	0	0	2									
John Roseboro, L (1,2) OBP: 0.355, SLG: 0.380		HR			5-3		SF9		SH1-3 1B	3	1	2	2	0	0	1									
Wes Parker, S (1,3) OBP: 0.371, SLG: 0.356		F6					SH2-3 FC5-2 2B		SH1-3	2	0	1	0	1	0	0									
Bob Bailey, R (1,5) OBP: 0.302, SLG: 0.266		L7					SH2-3 2B		F7	3	0	0	0	0	0	3									
Gene Michael, S (1,6) OBP: 0.244, SLG: 0.228			K				FC5-2 HBP		5-3	3	1	1	0	0	1	1									
Claude Osteen, L (1,1) OBP: 0.213, SLG: 0.273					4-3		FC5-2		K	3	0	0	0	0	0	3									
Phil Regan, R (8,1) OBP: 0.100, SLG: 0.100							FC5-2			0	0	0	0	0	0	0									
Len Gabrielson, L (9, PH) OBP: 0.298, SLG: 0.385							1-2 3-H			1	0	0	0	0	1	0									
Inning Stats	R: 0 E: 0 K: 0 S: 3	H: 0 LOB: 0 BB: 0 P: 3	R: 1 E: 0 K: 0 S: 4	H: 1 LOB: 0 BB: 0 P: 4	R: 0 E: 0 K: 2 S: 7	H: 0 LOB: 0 BB: 0 P: 7	R: 0 E: 1 K: 0 S: 4	H: 0 LOB: 1 BB: 0 P: 4	R: 0 E: 0 K: 0 S: 4	H: 1 LOB: 2 BB: 0 P: 5	R: 1 E: 1 K: 0 S: 5	H: 1 LOB: 2 BB: 1 P: 9	R: 2 E: 0 K: 0 S: 5	H: 2 LOB: 1 BB: 1 P: 9	R: 0 E: 0 K: 0 S: 4	H: 1 LOB: 1 BB: 0 P: 4	R: 0 E: 0 K: 1 S: 5	H: 0 LOB: 0 BB: 0 P: 5	1B: 2 2B: 2 3B: 1 HR: 1	SF: 1 SAC: 3 DP: 0 HBP: 1	WP: 0 PB: 0 SB: 0 CS: 0	PA: 38			
PITCHER	IP WLS BF H R ER SO BB IBB HBP BLK WP HR S P ERA WHIP																								
Ken Johnson, R (1,1) ERA: 2.72	7.0		31	5	4	3	2	1	1	1	0	0	0	0	1	32	41	3.86	0.857						
Cecil Upshaw, R (8,1) ERA: 2.3	2.0	W	7	1	0	0	1	0	0	0	0	0	0	0	0	9	9	0.00	0.500						

Batter	1	2	3	4	5	6	7	8	9	AB	R	H	RBI	BB	SO	LOB	BOTTOM								
Felipe Alou, R (1,8) OBP: 0.322, SLG: 0.419	5-3		F7		K		5-3			4	0	0	1	0	1	1	Los Angeles Dodgers @ Atlanta Braves Atlanta Stadium, Atlanta, GA Thu Aug 31 1967, 7:05 PM EDT Att: 6,353 - Unknown								
Tito Francona, L (1,3) OBP: 0.295, SLG: 0.329	G3				F8		F8			4	0	1	0	0	0	1									
Hank Aaron, R (1,9) OBP: 0.386, SLG: 0.589	WP BB		F9				F9 SF8 2B		HR	3	2	2	1	1	0	1									
Joe Torre, R (1,2) OBP: 0.353, SLG: 0.471	4-3				4-1		F9		4-3	4	0	0	0	0	0	2									
Clete Boyer, R (1,5) OBP: 0.306, SLG: 0.446		5-3			F5		BB		E6 BB 2B	3	1	0	0	1	0	0									
Mack Jones, L (1,7) OBP: 0.323, SLG: 0.411		K			FC5-4 1B		SF8		2B BB	2	1	1	1	1	1	0									
Denis Menke, R (1,6) OBP: 0.327, SLG: 0.322					FC5-4 1B		K		4-3 1-H 2-H 2B	3	0	1	0	0	1	2									
Rico Carty, R (8, PH) OBP: 0.335, SLG: 0.428							K			1	0	1	2	0	0	0									
Gary Geiger, L (8, PR) OBP: 0.295, SLG: 0.223					1-2					0	0	0	0	0	0	0									
Woody Woodward, R (1,4) OBP: 0.298, SLG: 0.274		FC6-4					5-3		4-3	3	1	0	0	1	0	2									
Ken Johnson, R (1,1) OBP: 0.203, SLG: 0.156							5-3 BB			2	0	1	0	0	1	0									
Miguel de la Hoz, R (7, PH) OBP: 0.209, SLG: 0.295									F7	1	0	0	0	0	0	1									
Cecil Upshaw, R (8,1) OBP: 0.333, SLG: 0.200			K						F3	1	0	0	0	0	0	2									
Inning Stats	R: 0 E: 0 K: 0 S: 3	H: 0 LOB: 1 BB: 1 P: 7	R: 0 E: 0 K: 1 S: 6	H: 1 LOB: 0 BB: 0 P: 6	R: 0 E: 0 K: 1 S: 6	H: 1 LOB: 1 BB: 0 P: 6	R: 0 E: 0 K: 0 S: 4	H: 1 LOB: 1 BB: 0 P: 4	R: 0 E: 0 K: 1 S: 6	H: 1 LOB: 1 BB: 0 P: 6	R: 1 E: 0 K: 0 S: 6	H: 1 LOB: 1 BB: 1 P: 10	R: 1 E: 1 K: 0 S: 3	H: 0 LOB: 0 BB: 1 P: 7	R: 3 E: 1 K: 0 S: 6	H: 2 LOB: 2 BB: 1 P: 10	1B: 4 2B: 2 3B: 0 HR: 1	SF: 1 SAC: 0 DP: 0 HBP: 0	WP: 1 PB: 0 SB: 0 CS: 0	PA: 36					
PITCHER	IP WLS BF H R ER SO BB IBB HBP BLK WP HR S P ERA WHIP																								
Claude Osteen, L (1,1) ERA: 3.31	7.1	L	33	6	5	3	4	4	0	0	0	0	0	0	0	37	53	3.68	1.364						
Phil Regan, R (8,1) ERA: 3.22	0.2		3	1	0	0	0	0	0	0	0	0	0	0	3	3	0.00	1.500							



Batter	1	2	3	4	5	6	7	8	9	AB	R	H	RBI	BB	SO	LOB	TOP				
Nate Oliver, R OBP: 0.319, SLG: 0.309 (1, 6)	F9		F2			WP 2H 1B	FC1-4		4-3	5	0	1	1	0	0	3	Los Angeles Dodgers @ Atlanta Braves Atlanta Stadium, Atlanta, GA Sat Sep 02 1967, 7:05 PM EDT Att: 14,922 - Unknown				
Willie Davis, L OBP: 0.292, SLG: 0.339 (1, 8)	F6						K			4	0	1	0	0	1	3					
Lou Johnson, R Dick Egan, L (1, 7) (7, 1)	F5		K				K		F8	4	0	0	0	0	2	2					
John Roseboro, L OBP: 0.356, SLG: 0.381 (1, 2)		F8		F6					F8	3	0	0	0	1	0	0					
Jim Lefebvre, S OBP: 0.333, SLG: 0.379 (1, 4)		2B		F5					F6	3	1	1	0	1	0	0					
Ron Fairly, L OBP: 0.297, SLG: 0.320 (1, 9)				F9					F5	4	0	1	1	0	0	2					
Wes Parker, S OBP: 0.371, SLG: 0.358 (1, 3)						K	3-1		F3	3	0	0	0	1	1	2					
Bob Bailey, R OBP: 0.304, SLG: 0.287 (1, 5)		F4							5-3	4	1	2	0	0	0	2					
Bill Singer, R OBP: 0.094, SLG: 0.113 Ron Hunt, R Phil Regan, R Len Gabrielson, L (1, 1) (5, PH) (5, 1) (7, PH) (7, 7)			K							1	0	0	0	0	1	2					
Inning Stats	R: 0 E: 0 K: 0 S: 3	H: 0 LOB: 0 BB: 0 P: 3	R: 1 E: 0 K: 1 S: 6	H: 1 LOB: 2 BB: 2 P: 14	R: 0 E: 0 K: 1 S: 5	H: 1 LOB: 0 BB: 0 P: 5	R: 0 E: 0 K: 0 S: 3	H: 0 LOB: 0 BB: 0 P: 3	R: 1 E: 0 K: 1 S: 7	H: 2 LOB: 1 BB: 0 P: 7	R: 0 E: 0 K: 1 S: 6	H: 1 LOB: 2 BB: 1 P: 10	R: 0 E: 0 K: 1 S: 7	H: 2 LOB: 2 BB: 0 P: 7	R: 0 E: 0 K: 0 S: 3	H: 0 LOB: 0 BB: 0 P: 3		R: 0 E: 0 K: 0 S: 4	H: 1 LOB: 1 BB: 0 P: 4	1B: 5 2B: 3 3B: 0 HR: 0	SF: 0 SAC: 0 DP: 0 HBP: 0
PITCHER Pat Jarvis, R ERA: 3.94 (1, 1)	IP: 9.0 WLS: W BF: 37 H: 8 R: 2 ER: 2 SO: 5 BB: 2 IBB: 1 HBP: 0 BLK: 0 WP: 1 HR: 0 S: 44 P: 56 ERA: 2.00 WHIP: 1.111															PITCHER					

Batter	1	2	3	4	5	6	7	8	9	AB	R	H	RBI	BB	SO	LOB	BOTTOM		
Felipe Alou, R OBP: 0.323, SLG: 0.421 (1, 8)	6-3	E7 1B			F4		6-3			5	2	1	0	0	0	4	Los Angeles Dodgers @ Atlanta Braves Atlanta Stadium, Atlanta, GA Sat Sep 02 1967, 7:05 PM EDT Att: 14,922 - Unknown		
Tito Francona, L OBP: 0.292, SLG: 0.320 (1, 3)	F7	1B		F8	3-1		4-3			5	0	1	2	0	0	3			
Hank Aaron, R OBP: 0.388, SLG: 0.591 (1, 9)		F5							K	4	1	1	0	1	1	2			
Joe Torre, R OBP: 0.355, SLG: 0.476 (1, 2)	F8			K			G3			4	0	1	1	1	1	4			
Mack Jones, L OBP: 0.330, SLG: 0.419 (1, 7)										3	2	2	1	2	0	1			
Miguel de la Hoz, R OBP: 0.217, SLG: 0.299 (1, 5)										5	1	2	0	0	0	7			
Denis Menke, R OBP: 0.331, SLG: 0.326 (1, 6)										5	1	3	3	0	0	2			
Woody Woodward, R OBP: 0.298, SLG: 0.274 (1, 4)										3	0	1	0	0	0	1			
Pat Jarvis, R OBP: 0.127, SLG: 0.098 (1, 1)										2	1	0	0	1	2	0			
Inning Stats	R: 0 E: 0 K: 0 S: 4	H: 1 LOB: 1 BB: 0 P: 4	R: 5 E: 1 K: 0 S: 9	H: 5 LOB: 3 BB: 2 P: 17	R: 0 E: 0 K: 1 S: 5	H: 0 LOB: 0 BB: 0 P: 5	R: 1 E: 0 K: 1 S: 7	H: 2 LOB: 2 BB: 1 P: 11	R: 0 E: 0 K: 0 S: 5	H: 2 LOB: 2 BB: 0 P: 5	R: 2 E: 1 K: 0 S: 5	H: 1 LOB: 1 BB: 1 P: 9	R: 0 E: 0 K: 1 S: 5	H: 0 LOB: 0 BB: 0 P: 5	R: 0 E: 0 K: 1 S: 6	H: 1 LOB: 2 BB: 1 P: 10		1B: 10 2B: 2 3B: 0 HR: 0	SF: 0 SAC: 2 DP: 0 HBP: 0
PITCHER Bill Singer, R ERA: 2.85 Phil Regan, R ERA: 3.14 Dick Egan, L ERA: 6.1 (1, 1) (5, 1) (7, 1)	IP: 4.0 WLS: L BF: 24 H: 8 R: 6 ER: 4 SO: 2 BB: 1 IBB: 2 HBP: 0 BLK: 0 WP: 0 HR: 0 S: 25 P: 37 ERA: 9.00 WHIP: 2.250															PITCHER			



Batter	1	2	3	4	5	6	7	8	9	AB	R	H	RBI	BB	SO	LOB	TOP			
Nate Oliver, R OBP: 0.313, SLG: 0.303 (1, 6)										4	0	0	0	0	2	2	Los Angeles Dodgers @ Atlanta Braves Atlanta Stadium, Atlanta, GA Sun Sep 03 1967, 7:05 PM EDT Att: 17,095 - Unknown			
Willie Davis, L OBP: 0.289, SLG: 0.336 (1, 8)										4	0	0	0	0	0	0				
Ron Fairly, L OBP: 0.299, SLG: 0.321 (1, 3) (7, 9)										4	0	2	0	0	0	0				
Al Ferrara, R OBP: 0.353, SLG: 0.493 (7, 7)										3	1	2	0	1	1	0				
Jim Lefebvre, S OBP: 0.332, SLG: 0.378 (1, 4)										4	0	1	1	0	1	4				
John Roseboro, L OBP: 0.352, SLG: 0.376 (1, 2)										4	0	0	0	0	0	4				
Len Gabrielson, L OBP: 0.300, SLG: 0.390 Ron Perranoski, L OBP: 0.143, SLG: 0.143 (7, 1)										3	0	0	0	0	0	0				
Bob Bailey, R OBP: 0.308, SLG: 0.292 (1, 5)										2	0	1	0	0	0	0				
Don Drysdale, R OBP: 0.167, SLG: 0.127 Wes Parker, S OBP: 0.370, SLG: 0.357 (7, 3)										1	0	0	0	0	0	1				
Inning Stats	R: 0 E: 0 K: 1 S: 5	H: 0 LOB: 0 BB: 0 P: 5	R: 1 E: 0 K: 0 S: 4	H: 2 LOB: 0 BB: 0 P: 4	R: 0 E: 0 K: 0 S: 3	H: 1 LOB: 0 BB: 0 P: 3	R: 0 E: 0 K: 1 S: 6	H: 1 LOB: 2 BB: 1 P: 10	R: 0 E: 0 K: 0 S: 3	H: 0 LOB: 1 BB: 0 P: 4	R: 0 E: 0 K: 0 S: 5	H: 0 LOB: 0 BB: 0 P: 5	R: 0 E: 0 K: 0 S: 3	H: 0 LOB: 0 BB: 0 P: 3	R: 0 E: 0 K: 1 S: 5	H: 2 LOB: 2 BB: 0 P: 5		1B: 5 2B: 2 3B: 0 HR: 0	SF: 0 SAC: 1 DP: 1 HBP: 1	WP: 2 PB: 1 SB: 1 CS: 0
PITCHER Phil Niekro, R ERA: 1.73 (1, 1)	IP: 9.0 WLS: W BF: 33 H: 6 R: 1 ER: 1 SO: 4 BB: 1 IBB: 0 HBP: 1 BLK: 0 WP: 2 HR: 0 S: 39 P: 44 ERA: 1.00 WHIP: 0.778															PITCHER				

Batter	1	2	3	4	5	6	7	8	9	AB	R	H	RBI	BB	SO	LOB	BOTTOM			
Felipe Alou, R OBP: 0.324, SLG: 0.421 (1, 8)										5	0	2	1	0	1	2	Los Angeles Dodgers @ Atlanta Braves Atlanta Stadium, Atlanta, GA Sun Sep 03 1967, 7:05 PM EDT Att: 17,095 - Unknown			
Tito Francona, L OBP: 0.294, SLG: 0.319 (1, 3)										4	1	1	0	1	1	4				
Hank Aaron, R OBP: 0.388, SLG: 0.594 (1, 9)										4	1	1	2	0	2	4				
Mack Jones, L OBP: 0.333, SLG: 0.429 (1, 7)										3	2	2	1	1	0	1				
Denis Menke, R OBP: 0.330, SLG: 0.328 (1, 6)										4	1	1	1	0	0	1				
Miguel de la Hoz, R OBP: 0.228, SLG: 0.303 Clete Boyer, R OBP: 0.303, SLG: 0.441 (7, 5)										2	0	1	0	1	0	0				
Woody Woodward, R OBP: 0.295, SLG: 0.271 (1, 4)										4	0	0	0	0	0	4				
Bob Uecker, R OBP: 0.249, SLG: 0.218 (1, 2)										2	1	2	2	2	0	0				
Phil Niekro, R OBP: 0.192, SLG: 0.184 (1, 1)										3	1	1	0	0	1	2				
Inning Stats	R: 0 E: 1 K: 0 S: 4	H: 1 LOB: 1 BB: 0 P: 4	R: 0 E: 0 K: 0 S: 3	H: 0 LOB: 0 BB: 0 P: 3	R: 0 E: 0 K: 2 S: 7	H: 0 LOB: 2 BB: 2 P: 15	R: 1 E: 0 K: 0 S: 4	H: 2 LOB: 0 BB: 0 P: 4	R: 0 E: 0 K: 0 S: 3	H: 1 LOB: 0 BB: 0 P: 3	R: 3 E: 0 K: 1 S: 7	H: 3 LOB: 1 BB: 2 P: 15	R: 2 E: 0 K: 2 S: 10	H: 3 LOB: 1 BB: 0 P: 10	R: 1 E: 0 K: 0 S: 4	H: 1 LOB: 2 BB: 1 P: 9		1B: 7 2B: 3 3B: 0 HR: 2	SF: 0 SAC: 0 DP: 2 HBP: 1	WP: 0 PB: 0 SB: 1 CS: 0
PITCHER Don Drysdale, R ERA: 2.8 Ron Perranoski, L ERA: 2.42 (7, 1)	IP: 6.2 WLS: L BF: 30 H: 9 R: 6 ER: 6 SO: 5 BB: 3 IBB: 1 HBP: 0 BLK: 0 WP: 0 HR: 2 S: 36 P: 52 ERA: 8.10 WHIP: 1.800															PITCHER				

Batter	1	2	3	4	5	6	7	8	9	AB	R	H	RBI	BB	SO	LOB	TOP			
Chuck Hiller, L (1,4) OBP: 0.176, SLG: 0.195	E4 CS			1-3		1B 1-2 1B BB		6-3		3	1	0	0	1	0	0	Philadelphia Phillies @ Atlanta Braves Atlanta Stadium, Atlanta, GA Mon Sep 04 1967, 3:33 AM EDT Att: 10,060 - Unknown			
Tony Taylor, R (1,5) OBP: 0.316, SLG: 0.328	K			BB		1B 1-3 2-H		6-3		3	0	1	1	1	1	1				
Johnny Callison, L (1,9) OBP: 0.335, SLG: 0.425	1-3			L7		1B			L4	4	0	1	1	0	0	1				
Tony Gonzalez, L (1,7)		F7		G3		K			1B	4	0	1	0	0	1	3				
Bill White, L (1,3) OBP: 0.369, SLG: 0.381				G3		P5			P5	1	0	0	0	0	0	0				
John Boozer, R (2,1) OBP: 0.222, SLG: 0.176						4-3				1	0	0	0	0	0	0				
Doug Clemens, L (6,PH) OBP: 0.270, SLG: 0.254										1	0	0	0	0	0	2				
Dick Hall, R (6,1)										0	0	0	0	0	0	0				
Gene Oliver, R (9,PH) OBP: 0.305, SLG: 0.409										1	0	0	0	0	0	1				
Clay Dalrymple, L (1,2) OBP: 0.285, SLG: 0.246		4-3				K		F8	4-3	4	0	0	0	0	1	1				
Don Lock, R (1,8) OBP: 0.347, SLG: 0.435				G6-4-3 1B		L8		F8		3	0	1	0	0	0	0				
Bobby Wine, R (1,6) OBP: 0.249, SLG: 0.280				G6-4-3				5-3		1	0	0	0	0	0	1				
Gary Sutherland, R (6,PH) OBP: 0.304, SLG: 0.332				1-2		1B BB				2	1	1	0	0	0	0				
Rick Wise, R (1,1) OBP: 0.277, SLG: 0.273				F9		P3		5-3		0	0	0	0	0	0	0				
Rick Joseph, R (2,3) OBP: 0.091, SLG: 0.091										3	0	0	0	0	0	1				
Inning Stats	R: 0 E: 1 K: 1 S: 5	H: 0 LOB: 0 BB: 0 P: 5	R: 0 E: 0 K: 0 S: 3	H: 0 LOB: 0 BB: 0 P: 3	R: 0 E: 0 K: 0 S: 3	H: 1 LOB: 0 BB: 1 P: 3	R: 0 E: 0 K: 0 S: 3	H: 0 LOB: 1 BB: 1 P: 7	R: 0 E: 0 K: 1 S: 5	H: 0 LOB: 0 BB: 0 P: 5	R: 2 E: 0 K: 1 S: 8	H: 3 LOB: 2 BB: 1 P: 12	R: 0 E: 0 K: 0 S: 3	H: 0 LOB: 0 BB: 0 P: 3	R: 0 E: 0 K: 0 S: 4	H: 1 LOB: 1 BB: 0 P: 4	1B: 5 2B: 1 3B: 0 HR: 0	SF: 0 SAC: 0 DP: 2 HBP: 0	WP: 0 PB: 0 SB: 0 CS: 1	PA: 33
PITCHER Clay Carroll, R (1,1) ERA: 4.93	IP: 9.0 WLS: W BF: 33	H: 5 R: 2 ER: 2 SO: 3	BB: 2 IBB: 0 HBP: 0 BLK: 0	WP: 0 HR: 0 S: 37 P: 45	ERA: 2.00 WHIP: 0.778	PITCHER														

AB	31
R	2
H	5
RBI	2
BB	2
SO	3
LOB	11





Batter	1	2	3	4	5	6	7	8	9	AB	R	H	RBI	BB	SO	LOB	BOTTOM				
Felipe Alou, R (1,8) OBP: 0.326, SLG: 0.425	1B 2B	SF8 2-H		FC6-4 1B		6-3		1B 1B		4	2	3	2	0	0	0	Philadelphia Phillies @ Atlanta Braves Atlanta Stadium, Atlanta, GA Mon Sep 04 1967, 3:33 AM EDT Att: 10,060 - Unknown				
Tito Francona, L (1,3) OBP: 0.295, SLG: 0.328	HR 1B			F5		F7		1B 1B		5	1	3	1	0	0	2					
Hank Aaron, R (1,9) OBP: 0.388, SLG: 0.598	HR 1B	5-3		FC6-4		F5		1B		5	1	2	3	0	0	3					
Joe Torre, R (1,2) OBP: 0.353, SLG: 0.473	L5			K		G4-6-3 1B 2B		F7 F3		5	1	1	0	0	1	2					
Clete Boyer, R (1,5) OBP: 0.306, SLG: 0.444	F9			BB		G4-6-3 1B		F3 F3		4	0	2	0	1	0	2					
Mack Jones, L (1,7) OBP: 0.333, SLG: 0.434	HR			K		G4-6-3		P5		4	1	1	1	0	1	4					
Denis Menke, R (1,6) OBP: 0.332, SLG: 0.330	K			K		2B		IBB		3	0	1	1	1	2	1					
Woody Woodward, R (1,4) OBP: 0.300, SLG: 0.277		WP SF8 SH5-4 1B		SH 1B 2B				F9		3	2	2	0	1	0	2					
Clay Carroll, R (1,1) OBP: 0.125, SLG: 0.067		SH5-4		SH FC6-4 1B		K		K		2	0	0	0	0	2	2					
Inning Stats	R: 4 E: 0 K: 1 S: 9	H: 4 LOB: 0 BB: 0 P: 9	R: 1 E: 0 K: 0 S: 5	H: 2 LOB: 1 BB: 0 P: 5	R: 0 E: 0 K: 3 S: 9	H: 0 LOB: 1 BB: 1 P: 13	R: 1 E: 0 K: 0 S: 5	H: 2 LOB: 1 BB: 0 P: 5	R: 1 E: 0 K: 1 S: 7	H: 3 LOB: 2 BB: 1 P: 11	R: 0 E: 0 K: 0 S: 3	H: 0 LOB: 0 BB: 0 P: 3	R: 0 E: 0 K: 0 S: 4	H: 1 LOB: 2 BB: 1 P: 8	R: 1 E: 0 K: 1 S: 8	H: 3 LOB: 2 BB: 0 P: 8		1B: 8 2B: 5 3B: 0 HR: 2	SF: 1 SAC: 2 DP: 1 HBP: 0	WP: 1 PB: 0 SB: 0 CS: 0	PA: 41
PITCHER Rick Wise, R (1,1) ERA: 3.29	IP: 1.2 WLS: L	H: 6 R: 5 ER: 5 SO: 1	BB: 0 IBB: 0 HBP: 0 BLK: 0	WP: 1 HR: 2 S: 13 P: 13	ERA: 27.00 WHIP: 3.600	PITCHER															
John Boozer, R (2,1) ERA: 4.53	3.1	5	2	2	4	1	1	0	0	0	0	22	30	5.40	1.800						
Dick Hall, R (6,1) ERA: 2.14	3.0	14	4	1	1	1	0	1	0	0	0	15	19	3.00	1.333						





Batter	1	2	3	4	5	6	7	8	9	AB	R	H	RBI	BB	SO	LOB	TOP					
Cookie Rojas, R OBP: 0.297, SLG: 0.313	F5		F9			5-3		E5 SF8 1B		4	1	1	0	0	0	1	Philadelphia Phillies @ Atlanta Braves Atlanta Stadium, Atlanta, GA Mon Sep 04 1967, 7:05 PM EDT Att: 10,103 - Unknown					
Tony Taylor, R OBP: 0.313, SLG: 0.324	L9			L3		K		K		4	0	0	0	0	2	1						
Johnny Callison, L OBP: 0.332, SLG: 0.422	F9			F5		F8		SF8		3	0	0	1	0	0	0						
Tony Gonzalez, L OBP: 0.390, SLG: 0.467		F7		F7			1B BB	1B		4	0	2	0	0	0	0						
Bill White, L OBP: 0.364, SLG: 0.374	F9			F9		K		G3		4	0	0	0	0	1	2						
Gens Oliver, R OBP: 0.308, SLG: 0.408	F8				FC5-4 1B		FC5 1B BB		5-3	3	0	1	0	1	0	0						
Don Lock, R OBP: 0.349, SLG: 0.434					FC5-4 1B		1-2 2-3 1B		6-3	3	0	1	0	1	0	1						
Bobby Wine, R OBP: 0.296, SLG: 0.280			F7				F5			0	0	0	0	0	0	0						
Doug Clemens, L OBP: 0.250, SLG: 0.250										1	0	0	0	0	0	1						
Grant Jackson, S OBP: 0.182, SLG: 0.133										0	0	0	0	0	0	0						
Chuck Hiller, R OBP: 0.165, SLG: 0.205										1	0	1	0	0	0	0						
Rick Wise, R OBP: 0.277, SLG: 0.273										0	0	0	0	0	0	0						
Clay Dalrymple, L OBP: 0.246, SLG: 0.246										1	0	0	0	0	0	3						
Dallas Green, L OBP: 0.167, SLG: 0.167										1	0	1	0	0	0	0						
Dick Ellsworth, L OBP: 0.132, SLG: 0.108										0	0	0	0	0	0	0						
John Boozer, R OBP: 0.222, SLG: 0.176										0	0	0	0	0	0	0						
Gary Sutherland, R OBP: 0.299, SLG: 0.326										4	0	0	0	0	1	7						
Inning Stats	R: 0 E: 0 K: 0 S: 3	H: 0 LOB: 0 BB: 0 P: 3	R: 0 E: 0 K: 0 S: 3	H: 0 LOB: 0 BB: 0 P: 3	R: 0 E: 0 K: 0 S: 3	H: 0 LOB: 1 BB: 1 P: 7	R: 0 E: 0 K: 0 S: 3	H: 0 LOB: 0 BB: 0 P: 3	R: 0 E: 0 K: 1 S: 7	H: 2 LOB: 2 BB: 0 P: 7	R: 0 E: 0 K: 1 S: 5	H: 0 LOB: 0 BB: 0 P: 5	R: 0 E: 0 K: 1 S: 5	H: 2 LOB: 3 BB: 1 P: 11	R: 1 E: 1 K: 1 S: 7	H: 2 LOB: 1 BB: 0 P: 7	R: 0 E: 0 K: 0 S: 4	H: 1 LOB: 1 BB: 0 P: 4	1B: 7 2B: 0 3B: 0 HR: 0	SF: 1 SAC: 0 DP: 0 HBP: 0	WP: 0 PB: 0 SB: 0 CS: 0	PA: 36
PITCHER	IP WLS BF H R ER SO BB IBB HBP BLK WP HR S P ERA WHIP																					
Tony Cloninger, R ERA: 5.07	(1, 1) 7.2 W 31 6 1 0 4 2 0 0 0 0 0 0 0 0 0.00 1.043																					
Cecil Upshaw, R ERA: 2.2	(8, 1) 1.1 S 5 1 0 0 0 0 0 0 0 0 0 0 0 0 0.00 0.750																					

Batter	1	2	3	4	5	6	7	8	9	AB	R	H	RBI	BB	SO	LOB	BOTTOM			
Felipe Alou, R OBP: 0.327, SLG: 0.425	G3			5-3		F7		FC5 BB 1-2 2-H 1B		5	0	2	2	0	0	0	Philadelphia Phillies @ Atlanta Braves Atlanta Stadium, Atlanta, GA Mon Sep 04 1967, 7:05 PM EDT Att: 10,103 - Unknown			
Mack Jones, L OBP: 0.335, SLG: 0.435				K			6-3 1B	1-2 2-3 BB		4	2	2	0	1	1	2				
Hank Aaron, R OBP: 0.387, SLG: 0.597										4	1	1	0	0	1	1				
Gary Geiger, L OBP: 0.289, SLG: 0.219				F4			6-3 1B	K		1	0	0	0	0	1	3				
Rico Carty, R OBP: 0.340, SLG: 0.433								FC5		4	1	3	1	1	0	3				
Clete Boyer, R OBP: 0.306, SLG: 0.442										4	1	1	2	0	0	3				
Miguel de la Hoz, R OBP: 0.229, SLG: 0.303										0	0	0	0	0	0	0				
Denis Menke, R OBP: 0.333, SLG: 0.330										3	1	1	0	1	0	2				
Woody Woodward, R OBP: 0.299, SLG: 0.277										4	1	1	2	0	0	2				
Bob Uecker, R OBP: 0.249, SLG: 0.219										4	1	1	0	0	1	2				
Tony Cloninger, R OBP: 0.231, SLG: 0.240										3	0	1	1	0	1	0				
Cecil Upshaw, R OBP: 0.429, SLG: 0.200										0	0	0	0	1	0	0				
Inning Stats	R: 6 E: 0 K: 1 S: 11	H: 6 LOB: 2 BB: 2 P: 19	R: 0 E: 0 K: 1 S: 6	H: 1 LOB: 1 BB: 0 P: 6	R: 0 E: 0 K: 0 S: 3	H: 0 LOB: 0 BB: 0 P: 3	R: 0 E: 0 K: 1 S: 5	H: 0 LOB: 0 BB: 0 P: 5	R: 0 E: 0 K: 1 S: 4	H: 2 LOB: 1 BB: 0 P: 4	R: 0 E: 0 K: 1 S: 5	H: 0 LOB: 0 BB: 0 P: 5	R: 1 E: 0 K: 0 S: 5	H: 2 LOB: 1 BB: 0 P: 5	R: 1 E: 0 K: 1 S: 7	H: 2 LOB: 3 BB: 2 P: 15	1B: 11 2B: 2 3B: 0 HR: 0	SF: 0 SAC: 0 DP: 1 HBP: 0	WP: 0 PB: 1 SB: 0 CS: 0	PA: 40
PITCHER	IP WLS BF H R ER SO BB IBB HBP BLK WP HR S P ERA WHIP																			
Dick Ellsworth, L ERA: 4.61	(1, 1) 0.1 L 7 4 6 6 0 2 1 0 0 0 0 0 0 0 0.00 1.800																			
John Boozer, R ERA: 4.7	(1, 1) 1.2 8 3 0 0 2 0 0 0 0 0 0 0 0 0.00 1.800																			
Grant Jackson, L ERA: 3.79	(3, 1) 2.0 6 0 0 0 1 0 0 0 0 0 0 0 0 0.00 0.000																			
Rick Wise, R ERA: 3.24	(5, 1) 2.0 7 2 0 0 1 0 0 0 0 0 0 0 0 0.00 1.000																			
Dallas Green, R ERA: 10.38	(7, 1) 2.0 12 4 2 2 1 2 0 0 0 0 0 0 0 9.00 3.000																			

Batter	1	2	3	4	5	6	7	8	9	AB	R	H	RBI	BB	SO	LOB	TOP	
Denis Menke, R (1, 6) OBP: 0.332, SLG: 0.327											0	0	0	0	0	0	0	Atlanta Braves @ Pittsburgh Pirates Forbes Field, Pittsburgh, PA Wed Sep 06 1967, 7:05 PM EDT Unknown livebaseballscorecards.com
Mack Jones, L (1, 8) OBP: 0.337, SLG: 0.434											0	0	0	0	0	0	0	
Hank Aaron, R (1, 9) OBP: 0.385, SLG: 0.593											0	0	0	0	0	0	0	
Rico Carty, R (1, 7) OBP: 0.343, SLG: 0.433											0	0	0	0	0	0	0	
Clete Boyer, R (1, 5) OBP: 0.305, SLG: 0.438											0	0	0	0	0	0	0	
Tito Francona, L (1, 3) OBP: 0.298, SLG: 0.327											0	0	0	0	0	0	0	
Woody Woodward, R (1, 4) OBP: 0.301, SLG: 0.277											0	0	0	0	0	0	0	
Bob Uecker, R (1, 2) OBP: 0.249, SLG: 0.219											0	0	0	0	0	0	0	
Denny Lemaster, R (1, 1) OBP: 0.175, SLG: 0.121											0	0	0	0	0	0	0	
Inning Stats											1B: 0	SF: 0	WP: 0	PA: 0				
<table border="0" style="width:100%"> <tr> <td style="width:50%"> PITCHER Woodie Fryman, L (1, 1) ERA: 4.14 </td> <td style="width:50%"> PITCHER IP: 0.0 WLS: L BF: 0 H: 0 R: 0 ER: 0 SO: 0 BB: 0 IBB: 0 HBP: 0 BLK: 0 WP: 0 HR: 0 S: 0 P: 0 ERA: ∞ WHIP: ∞ </td> </tr> </table>																	PITCHER Woodie Fryman, L (1, 1) ERA: 4.14	PITCHER IP: 0.0 WLS: L BF: 0 H: 0 R: 0 ER: 0 SO: 0 BB: 0 IBB: 0 HBP: 0 BLK: 0 WP: 0 HR: 0 S: 0 P: 0 ERA: ∞ WHIP: ∞
PITCHER Woodie Fryman, L (1, 1) ERA: 4.14	PITCHER IP: 0.0 WLS: L BF: 0 H: 0 R: 0 ER: 0 SO: 0 BB: 0 IBB: 0 HBP: 0 BLK: 0 WP: 0 HR: 0 S: 0 P: 0 ERA: ∞ WHIP: ∞																	


Batter	1	2	3	4	5	6	7	8	9	AB	R	H	RBI	BB	SO	LOB	BOTTOM	
Maury Wills, S (1, 5) OBP: 0.330, SLG: 0.366											0	0	0	0	0	0	0	Atlanta Braves @ Pittsburgh Pirates Forbes Field, Pittsburgh, PA Wed Sep 06 1967, 7:05 PM EDT Unknown livebaseballscorecards.com
Gene Alley, R (1, 6) OBP: 0.333, SLG: 0.385											0	0	0	0	0	0	0	
Roberto Clemente, R (1, 9) OBP: 0.393, SLG: 0.548											0	0	0	0	0	0	0	
Willie Stargell, L (1, 7) OBP: 0.377, SLG: 0.497											0	0	0	0	0	0	0	
Donn Clendenon, R (1, 3) OBP: 0.305, SLG: 0.386											0	0	0	0	0	0	0	
Manny Mota, R (1, 8) OBP: 0.348, SLG: 0.442											0	0	0	0	0	0	0	
Bill Mazeroski, R (1, 4) OBP: 0.296, SLG: 0.368											0	0	0	0	0	0	0	
Jerry May, R (1, 2) OBP: 0.343, SLG: 0.343											0	0	0	0	0	0	0	
Woodie Fryman, R (1, 1) OBP: 0.097, SLG: 0.100											0	0	0	0	0	0	0	
Inning Stats											1B: 0	SF: 0	WP: 0	PA: 0				
<table border="0" style="width:100%"> <tr> <td style="width:50%"> PITCHER Denny Lemaster, L (1, 1) ERA: 3.42 </td> <td style="width:50%"> PITCHER IP: 0.0 WLS: W BF: 0 H: 0 R: 0 ER: 0 SO: 0 BB: 0 IBB: 0 HBP: 0 BLK: 0 WP: 0 HR: 0 S: 0 P: 0 ERA: ∞ WHIP: ∞ </td> </tr> </table>																	PITCHER Denny Lemaster, L (1, 1) ERA: 3.42	PITCHER IP: 0.0 WLS: W BF: 0 H: 0 R: 0 ER: 0 SO: 0 BB: 0 IBB: 0 HBP: 0 BLK: 0 WP: 0 HR: 0 S: 0 P: 0 ERA: ∞ WHIP: ∞
PITCHER Denny Lemaster, L (1, 1) ERA: 3.42	PITCHER IP: 0.0 WLS: W BF: 0 H: 0 R: 0 ER: 0 SO: 0 BB: 0 IBB: 0 HBP: 0 BLK: 0 WP: 0 HR: 0 S: 0 P: 0 ERA: ∞ WHIP: ∞																	


Batter	1	2	3	4	5	6	7	8	9	AB	R	H	RBI	BB	SO	LOB	TOP					
Felipe Alou, R OBP: 0.325, SLG: 0.419 (1, 3)	0-0 6-3			0-0 6-3		0-0 F7			0-0 WP 1B	4	0	1	0	0	0	0	Atlanta Braves @ Philadelphia Phillies Connie Mack Stadium, Philadelphia, PA Fri Sep 08 1967, 7:05 PM EDT Att: 11,220 - Unknown AB 29 R 1 H 4 RBI 1 BB 0 SO 5 LOB 3 					
Mack Jones, L OBP: 0.344, SLG: 0.439 (1, 8)	0-3 K			0-0 G3			0-0 G6-4-3 1B		0-3 K	4	0	1	0	0	2	1						
Hank Aaron, R OBP: 0.378, SLG: 0.582 (1, 9)	0-0 F2			0-0 F7			0-0 G6-4-3 1-2			3	0	0	0	0	0	1						
Joe Torre, R OBP: 0.356, SLG: 0.480 (1, 2)			0-0 5-3				0-0 L5			3	1	1	1	0	0	0						
Clete Boyer, R OBP: 0.304, SLG: 0.437 (1, 5)			0-0 G1-6-3 1B			0-0 5-3			0-0 6-3	3	0	1	0	0	0	0						
Rico Carty, R OBP: 0.336, SLG: 0.421 (1, 7)			0-0 G1-6-3 1-2			0-0 5-3			0-0 1-3	3	0	0	0	0	0	1						
Miguel de la Hoz, R OBP: 0.229, SLG: 0.299 (1, 4)			0-0 3-1			0-0 F7			0-3 K	3	0	0	0	0	1	0						
Woody Woodward, R OBP: 0.299, SLG: 0.276 (1, 6)			0-0 F9			0-0 6-3			0-0 5-3	3	0	0	0	0	0	0						
Clay Carroll, R OBP: 0.118, SLG: 0.063 (1, 1)			0-0 P6			0-3 K			0-3 K	1	0	0	0	0	0	0						
Charlie Lau, L OBP: 0.280, SLG: 0.233 (6, PH)										1	0	0	0	0	1	0						
Dick Kelley, R OBP: 0.313, SLG: 0.333 (6, PH)										0	0	0	0	0	0	0						
Tito Francona, L OBP: 0.299, SLG: 0.335 (9, PH)										1	0	0	0	0	1	0						
Inning Stats	R: 0 E: 0 K: 1 S: 5	H: 0 LOB: 0 BB: 0 P: 5	R: 0 E: 0 K: 0 S: 3	H: 1 LOB: 0 BB: 0 P: 3	R: 0 E: 0 K: 0 S: 3	H: 0 LOB: 0 BB: 0 P: 3	R: 0 E: 0 K: 0 S: 3	H: 0 LOB: 0 BB: 0 P: 3	R: 1 E: 0 K: 0 S: 4	H: 1 LOB: 0 BB: 0 P: 4	R: 0 E: 0 K: 1 S: 5	H: 0 LOB: 0 BB: 0 P: 5	R: 0 E: 0 K: 0 S: 3	H: 1 LOB: 0 BB: 0 P: 3	R: 0 E: 0 K: 1 S: 5	H: 0 LOB: 0 BB: 0 P: 5	R: 0 E: 0 K: 2 S: 8	H: 1 LOB: 1 BB: 0 P: 8	1B: 3 2B: 0 3B: 0 HR: 1	SF: 0 SAC: 0 DP: 2 HBP: 0	WP: 2 PB: 0 CS: 0	PA: 29
PITCHER Rick Wise, R ERA: 3.12 (1, 1)	IP: 9.0 WLS: W BF: 29 H: 4 R: 1 ER: 1 SO: 5 BB: 0 IBB: 0 HBP: 0 BLK: 0 WP: 1 HR: 1 S: 39 P: 39 ERA: 1.00 WHIP: 0.444															PITCHER	IP: 9.0 WLS: W BF: 29 H: 4 R: 1 ER: 1 SO: 5 BB: 0 IBB: 0 HBP: 0 BLK: 0 WP: 1 HR: 1 S: 39 P: 39 ERA: 1.00 WHIP: 0.444					

Batter	1	2	3	4	5	6	7	8	9	AB	R	H	RBI	BB	SO	LOB	BOTTOM	
Tony Taylor, R OBP: 0.313, SLG: 0.334 (1, 5)	0-0 1B 2B 1B			0-0 6-3			0-3 K			4	1	2	0	0	1	1	Atlanta Braves @ Philadelphia Phillies Connie Mack Stadium, Philadelphia, PA Fri Sep 08 1967, 7:05 PM EDT Att: 11,220 - Unknown AB 29 R 4 H 7 RBI 3 BB 2 SO 10 LOB 10 	
John Briggs, L OBP: 0.330, SLG: 0.403 (1, 8)	0-0 2B 1B		0-0 G3	0-3 K		0-3 K				4	1	1	0	0	2	2		
Johnny Callison, L OBP: 0.331, SLG: 0.415 (1, 9)	0-3 K		0-0 6-3 SF7 2B		0-3 K		0-3 K			4	1	1	0	0	3	2		
Tony Gonzalez, L OBP: 0.395, SLG: 0.473 (1, 7)	4-0 2B WP IBB		0-0 6-3	0-0 6-3		0-3 K				3	1	0	0	1	1	1		
Bill White, L OBP: 0.370, SLG: 0.381 (1, 3)	0-0 WP 1-3 2H 3H 2B		4-0 FC5-4 IBB	0-0 S 1B		0-0 1-3				3	0	2	2	1	0	0		
Gene Oliver, R OBP: 0.302, SLG: 0.397 (1, 2)	0-3 K		0-0 SF7	0-0 P4		0-0 P4				3	0	0	1	0	1	2		
Cookie Rojas, R OBP: 0.293, SLG: 0.307 (1, 4)	0-0 6-3		0-0 FC5-4 1-2	0-0 P6		0-0 K				3	0	0	0	0	2	2		
Bobby Wine, R OBP: 0.246, SLG: 0.272 (1, 6)			0-0 4-3	0-0 6-3 SH5-4 1B		0-3 K				3	0	1	0	0	1	0		
Rick Wise, R OBP: 0.265, SLG: 0.261 (1, 1)			0-0 6-3	0-0 SH5-4 1-2		0-3 K				2	0	0	0	0	1	0		
Inning Stats	R: 3 E: 0 K: 2 S: 10	H: 3 LOB: 1 BB: 1 P: 14	R: 0 E: 0 K: 0 S: 4	H: 1 LOB: 1 BB: 0 P: 4	R: 1 E: 0 K: 0 S: 4	H: 1 LOB: 1 BB: 1 P: 8	R: 0 E: 0 K: 1 S: 6	H: 1 LOB: 1 BB: 0 P: 6	R: 0 E: 0 K: 2 S: 7	H: 0 LOB: 0 BB: 0 P: 7	R: 0 E: 0 K: 3 S: 9	H: 0 LOB: 0 BB: 0 P: 9	R: 0 E: 0 K: 1 S: 5	H: 0 LOB: 0 BB: 0 P: 5	1B: 5 2B: 2 3B: 0 HR: 0	SF: 1 SAC: 1 DP: 0 HBP: 0		WP: 1 PB: 0 SB: 1 CS: 0
PITCHER Clay Carroll, R ERA: 5.06 (1, 1)	IP: 5.0 WLS: L BF: 24 H: 7 R: 4 ER: 4 SO: 4 BB: 0 IBB: 2 HBP: 0 BLK: 0 WP: 1 HR: 0 S: 30 P: 38 ERA: 7.20 WHIP: 1.400															PITCHER Dick Kelley, L ERA: 4.11 (6, 1)	IP: 3.0 WLS: 9 BF: 9 H: 0 R: 0 ER: 0 SO: 6 BB: 0 IBB: 0 HBP: 0 BLK: 0 WP: 0 HR: 0 S: 21 P: 21 ERA: 0.00 WHIP: 0.000	

Batter	1	2	3	4	5	6	7	8	9	AB	R	H	RBI	BB	SO	LOB	TOP		
Felipe Alou, R OBP: 0.324, SLG: 0.420 (1,3)										4	1	1	1	0	0	1	Atlanta Braves @ Philadelphia Phillies Connie Mack Stadium, Philadelphia, PA Sat Sep 09 1967, 7:05 PM EDT Att: 9,607 - Unknown		
Mack Jones, L OBP: 0.347, SLG: 0.443 (1,8)										3	1	2	1	1	0	0			
Hank Aaron, R OBP: 0.377, SLG: 0.581 (1,9)										3	0	1	1	1	0	1			
Joe Torre, R OBP: 0.353, SLG: 0.475 (1,2)										4	0	0	0	0	1	4			
Clete Boyer, R OBP: 0.301, SLG: 0.434 (1,5)										4	0	0	0	0	2	0			
Rico Carty, R OBP: 0.337, SLG: 0.420 (1,7)										3	0	1	0	1	1	0			
Miguel de la Hoz, R OBP: 0.222, SLG: 0.290 (1,4)										4	0	0	0	0	0	2			
Woody Woodward, R OBP: 0.301, SLG: 0.281 (1,6)										4	1	2	0	0	0	1			
Tony Cloninger, R OBP: 0.237, SLG: 0.245 (1,1)										0	0	0	0	0	0	0			
Ramon Hernandez, S OBP: 0.229, SLG: 0.222 (3,1)										0	0	0	0	0	0	0			
Gary Geiger, L OBP: 0.229, SLG: 0.222 (3,1)										0	0	0	0	0	0	0			
Ed Rakow, S ERA: 4.08 (3,1)										0	0	0	0	0	0	0			
Charlie Lau, L OBP: 0.215, SLG: 0.227 (6,1)										0	0	0	0	0	0	0			
Claude Raymond, R ERA: 2.57 (6,1)										0	0	0	0	0	0	0			
Tito Francona, L OBP: 0.208, SLG: 0.333 (8,1)										0	0	0	0	0	0	0			
Cecil Upshaw, R ERA: 2.19 (8,1)										0	0	0	0	0	0	0			
Inning Stats	R: 0 E: 0 K: 0 S: 4	H: 1 LOB: 1 BB: 0 P: 4	R: 0 E: 0 K: 1 S: 5	H: 1 LOB: 0 BB: 0 P: 5	R: 0 E: 0 K: 1 S: 5	H: 0 LOB: 0 BB: 0 P: 5	R: 0 E: 0 K: 1 S: 5	H: 0 LOB: 0 BB: 0 P: 5	R: 0 E: 0 K: 1 S: 7	H: 2 LOB: 3 BB: 1 P: 11	R: 0 E: 0 K: 0 S: 3	H: 0 LOB: 0 BB: 0 P: 3	R: 3 E: 0 K: 1 S: 8	H: 3 LOB: 0 BB: 0 P: 8	R: 0 E: 0 K: 1 S: 5	H: 0 LOB: 1 BB: 1 P: 9	1B: 4 2B: 3 3B: 0 HR: 0	SF: 1 SAC: 0 DP: 1 HBP: 0	WP: 1 PA: 35
PITCHER	IP WLS BF H R ER SO BB IBB HBP BLK WP HR S P ERA WHIP																		
Larry Jackson, R ERA: 3.24 (1,1)	7.1 W 29 7 3 3 6 1 0 0 0 0 0 0 40 44 3.68 1.091																		
Turk Farrell, R ERA: 2.19 (8,1)	1.2 S 6 0 0 0 1 1 0 0 0 0 1 0 7 11 0.00 0.600																		

Batter	1	2	3	4	5	6	7	8	9	AB	R	H	RBI	BB	SO	LOB	BOTTOM		
Tony Taylor, R OBP: 0.315, SLG: 0.332 (1,5)										2	0	0	0	2	0	0	Atlanta Braves @ Philadelphia Phillies Connie Mack Stadium, Philadelphia, PA Sat Sep 09 1967, 7:05 PM EDT Att: 9,607 - Unknown		
John Briggs, L OBP: 0.332, SLG: 0.402 (1,8)										3	2	1	0	1	0	1			
Johnny Callison, L OBP: 0.330, SLG: 0.416 (1,9)										4	1	1	1	0	1	1			
Tony Gonzalez, L OBP: 0.398, SLG: 0.478 (1,7)										4	1	3	0	0	0	1			
Bill White, L OBP: 0.369, SLG: 0.377 (1,3)										3	0	0	0	1	0	3			
Gene Oliver, R OBP: 0.305, SLG: 0.398 (1,2)										4	0	2	2	0	0	2			
Cookie Rojas, R OBP: 0.292, SLG: 0.307 (1,4)										4	0	1	0	0	0	5			
Bobby Wine, R OBP: 0.246, SLG: 0.270 (1,6)										3	0	0	0	1	2	1			
Larry Jackson, R OBP: 0.197, SLG: 0.203 (1,1)										3	0	0	0	0	0	1			
Turk Farrell, R OBP: 0.158, SLG: 0.167 (8,1)										1	0	0	0	0	1	1			
Inning Stats	R: 2 E: 1 K: 0 S: 6	H: 3 LOB: 2 BB: 1 P: 10	R: 0 E: 0 K: 0 S: 3	H: 0 LOB: 1 BB: 1 P: 7	R: 1 E: 0 K: 0 S: 5	H: 2 LOB: 1 BB: 0 P: 5	R: 0 E: 0 K: 1 S: 5	H: 0 LOB: 0 BB: 0 P: 5	R: 1 E: 0 K: 1 S: 6	H: 1 LOB: 2 BB: 2 P: 14	R: 0 E: 0 K: 0 S: 4	H: 1 LOB: 1 BB: 0 P: 4	R: 0 E: 0 K: 2 S: 8	H: 1 LOB: 1 BB: 0 P: 8	R: 0 E: 0 K: 1 S: 5	H: 0 LOB: 1 BB: 1 P: 9	1B: 6 2B: 2 3B: 0 HR: 0	SF: 0 SAC: 0 DP: 0 HBP: 0	WP: 0 PA: 36
PITCHER	IP WLS BF H R ER SO BB IBB HBP BLK WP HR S P ERA WHIP																		
Tony Cloninger, R ERA: 5.17 (1,1)	0.1 L 3 2 2 1 0 0 1 0 0 0 0 0 7 11 0.00 1.200																		
Ramon Hernandez, L ERA: 4.08 (1,1)	1.2 8 1 0 0 0 1 0 0 0 0 0 0 7 11 0.00 1.200																		
Ed Rakow, R ERA: 4.14 (3,1)	3.0 14 3 2 2 2 2 0 0 0 0 0 0 16 24 6.00 1.667																		
Claude Raymond, R ERA: 2.57 (6,1)	2.0 7 1 0 0 0 1 0 0 0 0 0 0 6 10 0.00 1.000																		
Cecil Upshaw, R ERA: 2.19 (8,1)	1.0 4 1 0 0 2 0 0 0 0 0 0 0 8 8 0.00 1.000																		


Batter	1	2	3	4	5	6	7	8	9	AB	R	H	RBI	BB	SO	LOB	TOP							
Felipe Alou, R OBP: 0.322, SLG: 0.416 (1, 3)	F2		F7			K	L7		K	5	0	0	0	0	2	3	Atlanta Braves @ Philadelphia Phillies Connie Mack Stadium, Philadelphia, PA Sun Sep 10 1967, 3:33 AM EDT Att: 5,642 - Unknown AB 34 R 5 H 9 RBI 4 BB 4 SO 10 LOB 13 							
Mack Jones, L OBP: 0.349, SLG: 0.442 (1, 8)	P6		CS 1B						4-3	3	0	1	0	2	0	2								
Hank Aaron, R OBP: 0.376, SLG: 0.580 (1, 9)			CS	K					G6-4-3	4	0	1	0	0	1	2								
Joe Torre, R OBP: 0.354, SLG: 0.474 (1, 2)				F2					L5	3	1	1	0	1	0	0								
Clete Boyer, R OBP: 0.303, SLG: 0.442 (1, 5)	K			L9					1B 1B 2B	4	2	2	2	0	1	2								
Rico Carty, R OBP: 0.336, SLG: 0.417 (1, 7)					K				1B 1B BB	3	1	0	0	1	1	0								
Miguel de la Hoz, R OBP: 0.230, SLG: 0.296 (1, 4)			F9		6-3				1B 1B	4	1	2	0	0	0	0								
Woody Woodward, R OBP: 0.298, SLG: 0.278 (1, 6)			K		K				K	4	0	0	0	0	3	4								
Ken Johnson, R OBP: 0.192, SLG: 0.147 (5, PH) Gary Schneider, L OBP: 0.299, SLG: 0.220 (6, PH) Dick Kelley, L OBP: 0.310, SLG: 0.333 (7, PH) Tito Franzone, L OBP: 0.293, SLG: 0.336 (7, 1) Ramon Hernandez, S OBP: 0.429, SLG: 0.200 (7, 1) Cecil Upshaw, R OBP: 0.288, SLG: 0.244 (9, PH)			K			K			1-2 2-H 3-H	1	0	0	0	0	1	0								
Inning Stats	R: 0 E: 0 K: 1 S: 6	H: 1 LOB: 2 BB: 1 P: 10	R: 0 E: 0 K: 1 S: 5	H: 0 LOB: 0 BB: 0 P: 5	R: 0 E: 0 K: 1 S: 5	H: 1 LOB: 0 BB: 0 P: 5	R: 0 E: 0 K: 2 S: 7	H: 0 LOB: 0 BB: 0 P: 7	R: 0 E: 0 K: 2 S: 7	H: 0 LOB: 1 BB: 1 P: 11	R: 3 E: 0 K: 0 S: 7	H: 4 LOB: 1 BB: 0 P: 7	R: 0 E: 0 K: 0 S: 2	H: 0 LOB: 0 BB: 1 P: 6	R: 2 E: 0 K: 2 S: 10	H: 3 LOB: 2 BB: 1 P: 14		1B: 6 2B: 2 3B: 0 HR: 1	SF: 0 SAC: 0 DP: 1 HBP: 0	WP: 1 PA: 39 PB: 0 SB: 0 CS: 1				
PITCHER	IP WLS BF H R ER SO BB IBB HBP BLK WP HR S P ERA WHIP	7.0 W 28 6 3 3 8 2 0 0 0 1 1 42 50 3.86 1.143	2.0 S 10 3 2 2 2 2 0 0 0 0 0 12 20 9.00 2.500											2.0 S 10 3 2 2 2 2 0 0 0 0 0 12 20 9.00 2.500										

Batter	1	2	3	4	5	6	7	8	9	AB	R	H	RBI	BB	SO	LOB	BOTTOM									
Tony Taylor, R OBP: 0.314, SLG: 0.331 (1, 5)	6-3	L9					L8	5-3		5	0	1	0	0	0	1	Atlanta Braves @ Philadelphia Phillies Connie Mack Stadium, Philadelphia, PA Sun Sep 10 1967, 3:33 AM EDT Att: 5,642 - Unknown AB 35 R 10 H 12 RBI 8 BB 3 SO 6 LOB 12 									
John Briggs, L OBP: 0.333, SLG: 0.400 (1, 8)	K2-3	K		5-3			1B 1B		BB	4	1	1	0	1	2	1										
Johnny Callison, L OBP: 0.333, SLG: 0.420 (1, 9)				S 1B	G3		BB 1B		P5	5	3	3	0	0	0	1										
Tony Gonzalez, L OBP: 0.401, SLG: 0.483 (1, 7)				S 1B			HR 1B			4	2	3	2	0	0	0										
Bill White, L OBP: 0.370, SLG: 0.374 (1, 3)							HR 1B			2	1	0	0	2	1	2										
Gene Oliver, R OBP: 0.301, SLG: 0.393 (1, 2)	F9			E5 1B	6-3		F2			4	1	0	0	0	0	5										
Cookie Rojas, R OBP: 0.294, SLG: 0.318 (1, 4)							L7			4	2	2	4	0	0	1										
Bobby Wine, R OBP: 0.249, SLG: 0.276 (1, 6)				SH5-4 2B			K		K	4	0	2	2	0	2	0										
Jim Bunning, R OBP: 0.165, SLG: 0.256 (1, 1) Turk Farrell, R OBP: 0.150, SLG: 0.158 (8, 1)				SH5-4 2-3	6-3		K		F5	2	0	0	0	0	1	1										
Inning Stats	R: 1 E: 0 K: 1 S: 7	H: 2 LOB: 1 BB: 1 P: 11	R: 1 E: 0 K: 1 S: 7	H: 2 LOB: 0 BB: 0 P: 7	R: 3 E: 1 K: 1 S: 9	H: 3 LOB: 1 BB: 0 P: 9	R: 0 E: 0 K: 0 S: 3	H: 1 LOB: 0 BB: 0 P: 3	R: 0 E: 0 K: 2 S: 7	H: 0 LOB: 0 BB: 0 P: 7	R: 5 E: 0 K: 1 S: 9	H: 4 LOB: 0 BB: 1 P: 13	R: 0 E: 0 K: 0 S: 3	H: 0 LOB: 1 BB: 1 P: 7	1B: 7 2B: 4 3B: 0 HR: 1	SF: 0 SAC: 1 DP: 0 HBP: 0		WP: 0 PA: 39 PB: 0 SB: 2 CS: 0								
PITCHER	IP WLS BF H R ER SO BB IBB HBP BLK WP HR S P ERA WHIP	5.0 L 24 8 5 2 3 0 0 0 0 0 0 7 7 0.00 0.000	1.0 3 0 0 0 2 0 0 0 0 0 0 0 4 4 81.00 9.000	0.1 4 3 3 3 0 0 0 0 0 0 0 0 4 4 10.80 1.800	1.2 8 1 2 2 1 2 0 0 0 0 0 1 8 16 10.80 1.800											1.2 8 1 2 2 1 2 0 0 0 0 0 1 8 16 10.80 1.800										

Batter	1	2	3	4	5	6	7	8	9	AB	R	H	RBI	BB	SO	LOB	TOP		
Cleon Jones, R OBP: 0.275, SLG: 0.321 (1, 7)	0-0 1-3		0-0 6-3		0-0 F3			0-3 K		4	0	0	0	0	1	0	New York Mets @ Atlanta Braves Atlanta Stadium, Atlanta, GA Tue Sep 12 1967, 7:05 PM EDT Att: 4,263 - Unknown		
Bud Harrelson, S OBP: 0.323, SLG: 0.313 (1, 6)	1-0 F S HBP		0-0 1B		0-0 1B			0-0 F9		3	1	2	0	0	0	0			
Bob Johnson, R OBP: 0.371, SLG: 0.465 (1, 3)	0-0 FC5-2-5-1 HR		0-0 1B		0-0 L7			0-0 6-3		4	1	1	0	0	0	2			
Ron Swoboda, R OBP: 0.339, SLG: 0.421 (1, 9)	0-0 HR		0-0 1B		0-0 F7			0-0 F8		4	1	2	3	0	0	0			
Ed Charles, R OBP: 0.318, SLG: 0.315 (1, 5)	0-0 F9		0-0 F8		0-0 1-3			0-0 6-3		4	0	0	0	0	0	2			
Bob Heise, R OBP: 0.250, SLG: 0.250 (1, 4)		0-0 F9		0-0 5-3				0-0 F9		4	0	1	0	0	0	0			
Amos Otis, R (1, 8)		0-0 5-3		0-0 F7			0-3 K		0-0 CS	3	0	0	0	0	1	0			
Jerry Grote, R OBP: 0.234, SLG: 0.266 (1, 2)		0-0 1-3		0-0 1-3			0-0 L8			3	0	0	0	0	0	0			
Jack Fisher, R OBP: 0.137, SLG: 0.114 Joe Grzenda, R (9, 1) Ron Taylor, R (9, 1)			0-0 6-3		0-0 6-3		0-0 5-3			3	0	0	0	0	0	0			
Inning Stats	R: 2 E: 0 K: 0 S: 4	H: 1 LOB: 0 BB: 0 P: 5	R: 0 E: 0 K: 0 S: 3	H: 0 LOB: 0 BB: 0 P: 3	R: 1 E: 0 K: 0 S: 6	H: 3 LOB: 2 BB: 0 P: 6	R: 0 E: 0 K: 0 S: 3	H: 0 LOB: 0 BB: 0 P: 3	R: 0 E: 0 K: 1 S: 5	H: 0 LOB: 0 BB: 0 P: 5	R: 0 E: 0 K: 1 S: 5	H: 0 LOB: 0 BB: 0 P: 5	R: 0 E: 0 K: 0 S: 3	H: 1 LOB: 1 BB: 0 P: 3	1B: 5 2B: 0 3B: 0 HR: 1	SF: 0 SAC: 0 DP: 0 HBP: 1		WP: 0 PA: 34	
PITCHER	IP	WLS	BF	H	R	ER	SO	BB	IBB	HBP	BLK	WP	HR	S	P	ERA	WHIP		
Denny Lemaster, L ERA: 3.28 Jay Ritchie, R ERA: 3.07	(1, 1) (8, 1)	7.0 W	27 6	5 1	3 0	3 0	1 1	0 0	0 0	1 0	0 0	0 0	1 8	28 8	29 8	3.86 0.00	0.714 0.500		

New York Mets @ Atlanta Braves
Atlanta Stadium, Atlanta, GA
Tue Sep 12 1967, 7:05 PM EDT
Att: 4,263 - Unknown


AB 32
R 3
H 6
RBI 3
BB 0
SO 2
LOB 4



Batter	1	2	3	4	5	6	7	8	9	AB	R	H	RBI	BB	SO	LOB	BOTTOM		
Felipe Alou, R OBP: 0.322, SLG: 0.416 (1, 3)	0-3 K		0-0 F2		0-0 6-3			0-0 1B	0-0 BB 1B	5	1	2	0	0	1	0	New York Mets @ Atlanta Braves Atlanta Stadium, Atlanta, GA Tue Sep 12 1967, 7:05 PM EDT Att: 4,263 - Unknown		
Mack Jones, L OBP: 0.350, SLG: 0.439 (1, 8)	4-0 FC5-4 BB		0-0 P4		0-0 F5		0-0 F9		4-0 BB 1B	3	0	0	0	2	0	2			
Hank Aaron, R OBP: 0.378, SLG: 0.589 (1, 9)	0-0 FC5-4 BB 1-2		0-0 HR		0-0 L9 4-3 2B			0-0 CS 1B	0-0 SF8 3H	4	2	3	2	0	0	1			
Joe Torre, R OBP: 0.356, SLG: 0.473 (1, 2)	4-0 BB		0-0 F8		0-0 L9			4-0 FC6-4 BB	0-0 1B 1-2 2H	3	0	1	1	2	0	1			
Clete Boyer, R OBP: 0.301, SLG: 0.439 (1, 5)	0-0 FC5 2-3			0-3 K		0-0 4-3		0-0 FC6-4 1B		4	0	0	1	0	1	3			
Rico Carty, R OBP: 0.336, SLG: 0.415 (1, 7)		0-0 5-3		0-0 P6		0-0 P6		0-0 1B		4	0	1	0	0	0	0			
Felix Millan, R OBP: 0.239, SLG: 0.227 (1, 4)		0-0 4-3		0-0 FC6-4 1B			0-0 L6	0-0 L7		4	0	1	0	0	0	2			
Woody Woodward, R OBP: 0.300, SLG: 0.280 (1, 6)		0-0 1B		0-0 FC6-4 1-2			0-0 1B	0-0 1B		4	0	2	0	0	0	1			
Denny Lemaster, R OBP: 0.159, SLG: 0.109 Tito Francona, L OBP: 0.300, SLG: 0.335 Jay Ritchie, R OBP: 0.300, SLG: 0.500 Mike Lum, L OBP: 1.000, SLG: 1.000 (9, PH)		0-0 1-3			0-3 K			0-0 F5	0-0 BB 1B SF8	2	0	0	0	0	1	1			
Inning Stats	R: 0 E: 0 K: 1 S: 5	H: 0 LOB: 2 BB: 2 P: 13	R: 0 E: 0 K: 0 S: 4	H: 1 LOB: 1 BB: 0 P: 4	R: 1 E: 0 K: 0 S: 4	H: 1 LOB: 0 BB: 0 P: 4	R: 0 E: 0 K: 1 S: 6	H: 1 LOB: 1 BB: 0 P: 6	R: 0 E: 0 K: 0 S: 5	H: 2 LOB: 2 BB: 0 P: 5	R: 0 E: 0 K: 0 S: 4	H: 2 LOB: 2 BB: 1 P: 8	R: 0 E: 0 K: 0 S: 5	H: 3 LOB: 2 BB: 1 P: 9	1B: 9 2B: 1 3B: 0 HR: 1	SF: 1 SAC: 0 DP: 0 HBP: 0		WP: 0 PA: 40	
PITCHER	IP	WLS	BF	H	R	ER	SO	BB	IBB	HBP	BLK	WP	HR	S	P	ERA	WHIP		
Jack Fisher, R ERA: 4.67 Joe Grzenda, L ERA: 1.64 Ron Taylor, R ERA: 2.35	(1, 1) (9, 1) (9, 1)	8.1 0.0 0.1	37 1 2	10 0 1	4 0 0	4 0 0	3 0 0	0 1 0	0 0 0	0 0 0	0 0 0	0 0 2	1 0 2	40 4 2	52 4 2	4.32 1.560 0.00	1.560 3.000		

New York Mets @ Atlanta Braves
Atlanta Stadium, Atlanta, GA
Tue Sep 12 1967, 7:05 PM EDT
Att: 4,263 - Unknown

AB 35
R 4
H 11
RBI 4
BB 4
SO 3
LOB 12




Batter	1	2	3	4	5	6	7	8	9	AB	R	H	RBI	BB	SO	LOB	TOP			
Bud Harrelson, S (1, 6) OBP: 0.323, SLG: 0.313	0-0 4-3		0-0 1B		0-0 4-3			0-0 4-3		4	0	1	0	0	0	0	New York Mets @ Atlanta Braves Atlanta Stadium, Atlanta, GA Wed Sep 13 1967, 7:05 PM EDT Att: 3,496 - Unknown			
Bob Heise, R (1, 4) OBP: 0.125, SLG: 0.125	0-0 5-3		0-0 F3		0-0 P4			0-0 F9		4	0	0	0	0	0	2				
Tommy Davis, R (1, 7) OBP: 0.344, SLG: 0.450	0-0 6-3		0-3 K					0-0 F8		4	0	1	0	0	1	2				
Ron Swoboda, R (1, 9) OBP: 0.338, SLG: 0.421		0-3 K		0-0 2B				0-0 L8		4	1	1	0	0	1	1				
Ed Kranepool, L (1, 3) OBP: 0.314, SLG: 0.356		0-0 4-3		0-0 P5				0-0 P4		4	1	1	0	0	0	2				
Joe Mook, L (1, 5) OBP: 0.222, SLG: 0.333		0-0 FC6-4 1B		0-0 2B				0-0 P6		4	0	2	1	0	0	2				
Amos Otis, R (1, 8) OBP: 0.253, SLG: 0.188		0-0 FC6-4 1-2		0-0 L8				0-0 L9		4	0	0	0	0	1	4				
Jerry Grote, R (1, 2) OBP: 0.234, SLG: 0.266			0-0 P4		0-0 1-3			0-3 K		4	0	1	1	0	1	1				
Tom Seaver, R (1, 1) OBP: 0.253, SLG: 0.188			0-0 1B					0-3 K		4	0	1	0	0	1	2				
Inning Stats	R: 0 E: 0 K: 0 S: 3	H: 0 LOB: 0 BB: 0 P: 3	R: 0 E: 0 K: 1 S: 6	H: 1 LOB: 1 BB: 0 P: 6	R: 0 E: 0 K: 1 S: 7	H: 2 LOB: 2 BB: 0 P: 7	R: 1 E: 0 K: 0 S: 5	H: 2 LOB: 1 BB: 0 P: 5	R: 0 E: 0 K: 0 S: 4	H: 0 LOB: 0 BB: 0 P: 4	R: 0 E: 0 K: 2 S: 7	H: 0 LOB: 0 BB: 0 P: 7	R: 0 E: 0 K: 0 S: 3	H: 0 LOB: 0 BB: 0 P: 3	R: 1 E: 1 K: 1 S: 8	H: 2 LOB: 2 BB: 0 P: 8	1B: 5 2B: 3 3B: 0 HR: 0	SF: 0 SAC: 0 DP: 0 HBP: 0	WP: 0 PB: 0 CS: 0	PA: 36
PITCHER Pat Jarvis, R (1, 1) ERA: 3.82	IP: 9.0 WLS: L BF: 36 H: 8 R: 2 ER: 1 SO: 5 BB: 0 IBB: 0 HBP: 0 BLK: 0 WP: 0 HR: 0 S: 46 P: 46 ERA: 1.00 WHIP: 0.889																			

AB	36
R	2
H	8
RBI	2
BB	0
SO	5
LOB	16



Batter	1	2	3	4	5	6	7	8	9	AB	R	H	RBI	BB	SO	LOB	BOTTOM	
Felipe Alou, R (1, 9) OBP: 0.322, SLG: 0.415	0-0 P4		0-0 P6			0-0 P5		0-0 BB 4-3 1B		4	0	1	0	0	0	0	New York Mets @ Atlanta Braves Atlanta Stadium, Atlanta, GA Wed Sep 13 1967, 7:05 PM EDT Att: 3,496 - Unknown	
Tito Francona, L (1, 3) OBP: 0.296, SLG: 0.330	0-0 G3		0-3 K			0-0 L9		0-0 4-3		4	0	0	0	0	1	1		
Mack Jones, L (1, 8) OBP: 0.349, SLG: 0.436	0-3 K			0-0 L8		0-0 P6		4-0 BB BB		3	0	0	0	1	1	0		
Joe Torre, R (1, 2) OBP: 0.358, SLG: 0.472		0-0 G3		0-0 5-3				4-0 BB 1B 2-3 BB		3	0	1	0	1	0	0		
Clete Boyer, R (1, 5) OBP: 0.300, SLG: 0.436		4-0 3B BB		0-3 K				0-0 P4		3	1	0	0	1	2	4		
Rico Carty, R (1, 7) OBP: 0.337, SLG: 0.420		0-0 1H 3B			0-0 6-3			4-0 BB 1-2 BB		3	0	1	1	1	0	0		
Felix Millan, R (1, 4) OBP: 0.240, SLG: 0.229		0-0 G3			0-0 4-3 1B			0-0 F7		4	0	1	0	0	0	3		
Woody Woodward, R (1, 6) OBP: 0.299, SLG: 0.279		0-0 4-3			0-0 4-3			0-3 K		2	0	0	0	0	0	2		
Hank Aaron, R (7, PH) OBP: 0.377, SLG: 0.588									0-0 F7	1	0	0	0	0	1	2		
Denis Menke, R (8, 6) OBP: 0.334, SLG: 0.326										0	0	0	0	0	0	0		
Mike Lum, L (9, PH) OBP: 0.500, SLG: 0.500										1	0	0	0	0	0	0		
Pat Jarvis, R (1, 1) OBP: 0.118, SLG: 0.091			0-0 5-3			0-3 K		0-3 K		3	0	0	0	0	2	1		
Inning Stats	R: 0 E: 0 K: 1 S: 5	H: 0 LOB: 0 BB: 0 P: 5	R: 1 E: 0 K: 0 S: 4	H: 1 LOB: 1 BB: 1 P: 8	R: 0 E: 0 K: 1 S: 5	H: 0 LOB: 0 BB: 0 P: 5	R: 0 E: 0 K: 1 S: 5	H: 0 LOB: 0 BB: 0 P: 5	R: 0 E: 0 K: 2 S: 8	H: 1 LOB: 2 BB: 1 P: 12	R: 0 E: 0 K: 1 S: 6	H: 1 LOB: 3 BB: 2 P: 14	R: 0 E: 0 K: 0 S: 3	H: 0 LOB: 0 BB: 0 P: 3	1B: 3 2B: 0 3B: 1 HR: 0	SF: 0 SAC: 0 DP: 0 HBP: 0	WP: 0 PB: 0 CS: 0	PA: 35
PITCHER Tom Seaver, R (1, 1) ERA: 2.87	IP: 9.0 WLS: W BF: 35 H: 4 R: 1 ER: 1 SO: 7 BB: 4 IBB: 0 HBP: 0 BLK: 0 WP: 0 HR: 0 S: 45 P: 61 ERA: 1.00 WHIP: 0.889																	



Batter	1	2	3	4	5	6	7	8	9	AB	R	H	RBI	BB	SO	LOB	TOP				
Bud Harrelson, S OBP: 0.320, SLG: 0.311 (1, 6)	1-3		4-3			4-3	P6			4	0	0	0	0	0	2	New York Mets @ Atlanta Braves Atlanta Stadium, Atlanta, GA Thu Sep 14 1967, 7:05 PM EDT Att: 2,963 - Unknown				
Bob Heise, R OBP: 0.250, SLG: 0.250 (1, 4)	PB 1B			5-3		1-3	1B			4	0	2	1	0	0	0					
Tommy Davis, R OBP: 0.343, SLG: 0.448 (1, 7) Tommie Reynolds, R OBP: 0.292, SLG: 0.271 (9, 7)	K			5-3		BB HR BB	F7			3	1	0	0	0	1	3					
Ron Swoboda, R OBP: 0.339, SLG: 0.419 (1, 9)	F3			BB BB		HR BB				2	1	0	0	2	0	1					
Ed Kranepool, L OBP: 0.315, SLG: 0.363 (1, 3)		5-3		BB BB		HR BB				3	1	1	3	1	0	0					
Joe Meeck, L OBP: 0.154, SLG: 0.231 (1, 5)	P6			BB		HR				4	0	0	0	0	1	2					
Amos Otis, R OBP: 0.294, SLG: 0.200 (1, 8)	6-3			G4-6-3 1B		CS 1B				4	0	3	0	0	0	0					
Jerry Grote, R OBP: 0.231, SLG: 0.263 (1, 2)			2-3			F2	FC 1B			4	1	0	0	0	1	3					
Danny Frisella, L OBP: 0.125, SLG: 0.133 (1, 1) Dick Selma, R OBP: 0.048, SLG: 0.048 (8, 1)	K			G4-6-3 1B S		E2 1B				3	0	0	0	0	1	2					
Inning Stats	R: 0 E: 0 K: 1 S: 6	H: 1 LOB: 1 BB: 0 P: 6	R: 0 E: 0 K: 0 S: 3	H: 0 LOB: 0 BB: 0 P: 3	R: 0 E: 0 K: 1 S: 5	H: 0 LOB: 0 BB: 0 P: 5	R: 0 E: 0 K: 0 S: 3	H: 1 LOB: 2 BB: 0 P: 11	R: 0 E: 0 K: 0 S: 4	H: 1 LOB: 0 BB: 2 P: 12	R: 1 E: 1 K: 0 S: 8	H: 2 LOB: 2 BB: 0 P: 8	R: 0 E: 0 K: 1 S: 5	H: 0 LOB: 0 BB: 0 P: 5	R: 0 E: 0 K: 1 S: 5	H: 1 LOB: 0 BB: 0 P: 5		1B: 5 2B: 0 3B: 0 HR: 1	SF: 0 SAC: 0 DP: 1 HBP: 0	WP: 0 PB: 3 CS: 2	PA: 36
PITCHER	IP	WLS	BF	H	R	ER	SO	BB	IBB	HBP	BLK	WP	HR	S	P	ERA	WHIP				
Phil Niekro, R ERA: 1.85 (1, 1)	8.0		33	5	4	3	4	4	0	0	0	0	1	37	53	3.38	1.125				
Jay Ritchie, R ERA: 3.03 (9, 1)	1.0	W	3	1	0	0	1	0	0	0	0	0	0	5	5	0.00	1.000				

AB	32
R	4
H	6
RBI	4
BB	4
SO	4
LOB	13



Batter	1	2	3	4	5	6	7	8	9	AB	R	H	RBI	BB	SO	LOB	BOTTOM				
Felipe Alou, R OBP: 0.321, SLG: 0.412 (1, 3)	BB		L4			6-3		F8		3	0	0	0	1	0	1	New York Mets @ Atlanta Braves Atlanta Stadium, Atlanta, GA Thu Sep 14 1967, 7:05 PM EDT Att: 2,963 - Unknown				
Felix Milten, R OBP: 0.244, SLG: 0.233 (1, 4) Joe Torre, R OBP: 0.357, SLG: 0.471 (8, PH) (9, 2)	P4			HR 1B		4-3		1-3		3	1	1	0	0	0	1					
Hank Aaron, R OBP: 0.378, SLG: 0.592 (1, 9)	K			HR 1B		6-3		SH2-3 1B BB		3	2	1	2	1	1	1					
Mack Jones, L OBP: 0.349, SLG: 0.442 (1, 8)	F7			6-3		HR		SH 1B		3	2	1	1	0	0	1					
Rico Carty, R OBP: 0.337, SLG: 0.419 (1, 7)	K			6-3		F7 1B		SH2-3		3	0	1	0	0	1	0					
Miguel de la Hoz, R OBP: 0.231, SLG: 0.295 (1, 5)	F7			P4		F7 1B		1-2 2-3 1B		4	0	1	2	0	0	1					
Woody Woodward, R OBP: 0.297, SLG: 0.277 (1, 6)	P4			P4		6-3				3	0	0	0	0	0	0					
Bob Uecker, R OBP: 0.249, SLG: 0.216 (1, 2) Tito Francona, L OBP: 0.298, SLG: 0.330 (8, PH) Cito Gaston, R OBP: 0.298, SLG: 0.330 (8, PH) Remy Hermoso, R OBP: 0.298, SLG: 0.330 (9, 4)	P4			P4		5-3		BB		2	0	0	0	0	0	0					
Phil Niekro, R OBP: 0.179, SLG: 0.170 (1, 1) Mike Lum, L OBP: 0.333, SLG: 0.333 (8, PH) Jay Ritchie, R OBP: 0.300, SLG: 0.500 (9, 1)	6-3			P6		P6		K		2	0	0	0	0	0	0					
Inning Stats	R: 0 E: 0 K: 1 S: 5	H: 0 LOB: 1 BB: 1 P: 9	R: 0 E: 0 K: 1 S: 5	H: 0 LOB: 0 BB: 0 P: 5	R: 0 E: 0 K: 0 S: 3	H: 0 LOB: 0 BB: 0 P: 3	R: 2 E: 0 K: 0 S: 5	H: 2 LOB: 0 BB: 0 P: 5	R: 0 E: 0 K: 0 S: 3	H: 0 LOB: 0 BB: 0 P: 3	R: 1 E: 0 K: 0 S: 4	H: 2 LOB: 0 BB: 0 P: 4	R: 0 E: 0 K: 1 S: 5	H: 0 LOB: 1 BB: 1 P: 9	R: 2 E: 1 K: 0 S: 3	H: 1 LOB: 1 BB: 1 P: 7		1B: 3 2B: 0 3B: 0 HR: 2	SF: 0 SAC: 2 DP: 0 HBP: 0	WP: 0 PB: 0 CS: 0	PA: 33
PITCHER	IP	WLS	BF	H	R	ER	SO	BB	IBB	HBP	BLK	WP	HR	S	P	ERA	WHIP				
Danny Frisella, R ERA: 4.13 (1, 1)	7.0		26	4	3	3	2	2	0	0	0	0	2	28	36	3.86	0.857				
Dick Selma, R ERA: 2.87 (8, 1)	1.1	L	7	1	2	1	1	1	0	0	0	0	0	8	12	6.75	1.500				



Batter	1	2	3	4	5	6	7	8	9	AB	R	H	RBI	BB	SO	LOB	TOP											
Don Kessinger, S OBP: 0.274, SLG: 0.272	0-3 K	0-0 E FC1-6 1B		0-0 FC6			0-0 F7		0-0 F9	5	0	1	1	0	1	1	Chicago Cubs @ Atlanta Braves Atlanta Stadium, Atlanta, GA Fri Sep 15 1967, 7:05 PM EDT Att: 6,040 - Unknown - 71 F											
Glenn Beckert, R OBP: 0.309, SLG: 0.365	0-0 1B 2B	0-0 FC1-6		0-0 F4			0-0 6-3		0-0 1B	5	1	2	0	0	0	3												
Billy Williams, L OBP: 0.343, SLG: 0.457	0-0 2B 14 2B	0-0 F6			0-0 4-3			0-0 F6	0-0 F9	5	1	1	0	0	0	3												
Ron Santo, R OBP: 0.402, SLG: 0.527	0-0 14 2B	0-3 K			0-0 F7			0-0 14 1B	0-0 1-3	5	2	2	1	0	1	3												
14 Ernie Banks, R OBP: 0.304, SLG: 0.459	0-0 2B			0-0 F9			0-0 6-3		0-0 1B E 1B	4	1	2	3	0	0	0												
Al Spangler, L OBP: 0.353, SLG: 0.303	0-0 F8			0-0 G6-4-3 1B			0-0 4-3		0-0 E9 1B	4	1	2	0	0	0	1												
Randy Hundley, R OBP: 0.334, SLG: 0.419	0-0 F7			0-0 G6-4-3 1B			0-3 K		0-0 F3	4	0	0	0	0	1	3												
Adolfo Phillips, R OBP: 0.386, SLG: 0.465		1-0 SH 1B HBP		4-0 FC6 BB			0-0 5-3		4-0 1B IBB	1	1	0	0	2	0	0												
Fergie Jenkins, R OBP: 0.198, SLG: 0.221		0-0 SH FC1-6 1B		0-3 K			0-0 5-3		0-0 1-3 2-H 1B	3	0	1	1	0	1	1												
Inning Stats	R: 3 E: 0 K: 1 S: 9	H: 4 LOB: 1 BB: 0 P: 9	R: 1 E: 1 K: 1 S: 7	H: 1 LOB: 2 BB: 0 P: 8	R: 0 E: 0 K: 0 S: 3	H: 1 LOB: 0 BB: 0 P: 3	R: 0 E: 0 K: 1 S: 5	H: 0 LOB: 1 BB: 1 P: 9	R: 0 E: 0 K: 0 S: 3	H: 0 LOB: 0 BB: 0 P: 3	R: 0 E: 0 K: 0 S: 3	H: 0 LOB: 0 BB: 0 P: 3	R: 0 E: 0 K: 0 S: 6	H: 4 LOB: 2 BB: 1 P: 10	R: 0 E: 0 K: 0 S: 4	H: 1 LOB: 1 BB: 0 P: 4	1B: 8 2B: 2 3B: 1 HR: 0	SF: 0 SAC: 1 DP: 1 HBP: 1	WP: 0 PB: 0 SB: 2 CS: 0	PA: 40								
PITCHER	IP	WLS	BF	H	R	ER	SO	BB	IBB	HBP	BLK	WP	HR	S	P	ERA	WHIP											
Clay Carroll, R ERA: 5.42	1.0	L	10	5	4	4	1	0	0	1	0	0	0	0	11	12	36.00	5.000										
Ed Rakow, R ERA: 4.03	2.1		3	0	0	0	1	0	0	0	0	0	0	5	5	0.00	0.000											
Dick Kelley, L ERA: 3.93	3.1		10	1	0	0	1	1	0	0	0	0	0	11	15	0.00	0.667											
Claude Raymond, R ERA: 2.49	6.1		6	0	0	0	1	0	0	0	0	0	0	8	8	0.00	0.000											
George Stone, L ERA: 81.0	8.1		4	3	3	3	0	0	0	0	0	0	0	4	4	81.00	9.000											
PITCHER	IP	WLS	BF	H	R	ER	SO	BB	IBB	HBP	BLK	WP	HR	S	P	ERA	WHIP											
Ramon Hernandez, L ERA: 4.47	1.2		7	2	0	0	0	0	1	0	0	0	0	6	10	0.00	1.200											

AB	36
R	7
H	11
RBI	6
BB	2
SO	4
LOB	15



Batter	1	2	3	4	5	6	7	8	9	AB	R	H	RBI	BB	SO	LOB	BOTTOM										
Felipe Alou, R OBP: 0.321, SLG: 0.411	0-0 F8	0-0 1B			0-0 1-3			0-0 6-3		4	0	1	0	0	0	0	Chicago Cubs @ Atlanta Braves Atlanta Stadium, Atlanta, GA Fri Sep 15 1967, 7:05 PM EDT Att: 6,040 - Unknown - 71 F										
Mack Jones, L OBP: 0.348, SLG: 0.439	0-0 F9	0-0 F4			4-0 BB		0-0 4-3		0-0 4-3	3	0	0	0	1	0	2											
Hank Aaron, R OBP: 0.379, SLG: 0.591	0-0 BB 1B			0-0 F5	0-0 F5		0-0 F5		0-0 1B	4	1	2	0	0	0	1											
Joe Torre, R OBP: 0.356, SLG: 0.468	4-0 E 1B PO BB			0-0 L6		0-3 K		0-0 F9		3	0	0	0	1	1	1											
Clete Boyer, R OBP: 0.300, SLG: 0.435	0-0 E5 BB 1B			0-0 F7		0-0 F8		0-0 F8	0-0 F4	4	0	1	1	0	0	0											
Rico Carty, R OBP: 0.336, SLG: 0.416	4-0 BB			0-0 4-3		0-0 F8		0-0 F8	0-3 K	3	0	0	0	1	1	0											
Felix Millan, R OBP: 0.232, SLG: 0.221	0-0 PO	0-0 6-3		0-0 F9		0-0 6-3		0-0 6-3	0-0 4-3	4	0	0	0	0	0	0											
Woody Woodward, R OBP: 0.295, SLG: 0.275		0-0 6-3		0-0 5-3		0-0 F9		0-0 F9		3	0	0	0	0	0	0											
Inning Stats	R: 1 E: 1 K: 0 S: 4	H: 2 LOB: 2 BB: 2 P: 12	R: 0 E: 0 K: 0 S: 5	H: 2 LOB: 2 BB: 0 P: 5	R: 0 E: 0 K: 0 S: 3	H: 0 LOB: 0 BB: 0 P: 3	R: 0 E: 0 K: 0 S: 3	H: 0 LOB: 1 BB: 1 P: 7	R: 0 E: 0 K: 1 S: 5	H: 0 LOB: 0 BB: 0 P: 5	R: 0 E: 0 K: 0 S: 3	H: 0 LOB: 0 BB: 0 P: 3	R: 0 E: 0 K: 0 S: 4	H: 1 LOB: 1 BB: 0 P: 4	R: 0 E: 0 K: 1 S: 5	H: 0 LOB: 0 BB: 0 P: 5		1B: 5 2B: 0 3B: 0 HR: 0	SF: 0 SAC: 0 DP: 0 HBP: 0	WP: 0 PB: 0 SB: 0 CS: 0	PA: 35						
PITCHER	IP	WLS	BF	H	R	ER	SO	BB	IBB	HBP	BLK	WP	HR	S	P	ERA	WHIP										
Fergie Jenkins, R ERA: 2.81	9.0	W	34	5	1	1	2	3	0	0	0	0	0	35	47	1.00	0.889										
PITCHER	IP	WLS	BF	H	R	ER	SO	BB	IBB	HBP	BLK	WP	HR	S	P	ERA	WHIP										
	9.0		34	5	1	1	2	3	0	0	0	0	0	35	47	1.00	0.889										

AB	31
R	1
H	5
RBI	1
BB	3
SO	2
LOB	4



Batter	1	2	3	4	5	6	7	8	9	AB	R	H	RBI	BB	SO	LOB	TOP					
Don Kessinger, S OBP: 0.273, SLG: 0.270	6-3		CS BB		E4			F6		3	0	0	0	1	0	1	Chicago Cubs @ Atlanta Braves Atlanta Stadium, Atlanta, GA Sat Sep 16 1967, 7:05 PM EDT Att: 11,148 - Unknown - 71 F					
Glenn Beckert, R OBP: 0.310, SLG: 0.366	F7		CS	FC4-6 1B	F8			1B		4	0	2	0	0	0	2						
Billy Williams, L OBP: 0.342, SLG: 0.457				FC4-6 FC5-4 1-2	G3			F9		4	0	1	0	0	0	2						
Ron Santo, R OBP: 0.402, SLG: 0.524	F7			FC5-4 1-2	F9			14 SH3-4 2B		3	1	0	0	1	0	2						
14 Ernie Banks, R OBP: 0.302, SLG: 0.456		K		F7	F7			SH3-4		3	0	0	0	0	1	1						
Al Spangler, L OBP: 0.356, SLG: 0.304		F3			PB S 1B			FC5-4 IBB		3	1	1	0	1	0	0						
Randy Hundley, R OBP: 0.332, SLG: 0.416		4-3			1-3			FC5-4 2B		4	1	0	0	0	0	3						
Adolfo Phillips, R OBP: 0.385, SLG: 0.466				B1-3	F9			F6		4	0	1	2	0	0	1						
Rich Nye, L OBP: 0.227, SLG: 0.260		F7			E 1B			F9		4	0	1	1	0	1	1						
Inning Stats	R: 0 E: 0 K: 0 S: 4	H: 1 LOB: 1 BB: 0 P: 4	R: 0 E: 0 K: 1 S: 5	H: 0 LOB: 0 BB: 0 P: 5	R: 0 E: 0 K: 0 S: 2	H: 0 LOB: 0 BB: 1 P: 6	R: 0 E: 0 K: 0 S: 4	H: 1 LOB: 1 BB: 0 P: 4	R: 1 E: 1 K: 0 S: 6	H: 2 LOB: 2 BB: 0 P: 6	R: 0 E: 0 K: 0 S: 3	H: 0 LOB: 0 BB: 0 P: 3	R: 0 E: 0 K: 0 S: 3	H: 0 LOB: 0 BB: 0 P: 3	R: 0 E: 0 K: 0 S: 4	H: 1 LOB: 1 BB: 2 P: 4	R: 2 E: 0 K: 1 S: 6	H: 1 LOB: 1 BB: 2 P: 14	1B: 4 2B: 2 3B: 0 HR: 0	SF: 0 SAC: 1 DP: 0 HBP: 0	WP: 0 PB: 1 CS: 1	PA: 37
PITCHER Ken Johnson, R ERA: 2.74	IP: 9.0 WLS: L BF: 36	H: 6 R: 3 ER: 3 SO: 2	BB: 2 IBB: 1 HBP: 0 BLK: 0	WP: 0 HR: 0 S: 37 P: 49	ERA: 3.00 WHIP: 0.889											ERA: 2.00 WHIP: 0.667						

Batter	1	2	3	4	5	6	7	8	9	AB	R	H	RBI	BB	SO	LOB	BOTTOM					
Felipe Alou, R OBP: 0.319, SLG: 0.408	F5		F6			6-3		L9		4	0	0	0	0	0	0	Chicago Cubs @ Atlanta Braves Atlanta Stadium, Atlanta, GA Sat Sep 16 1967, 7:05 PM EDT Att: 11,148 - Unknown - 71 F					
Felix Milan, R OBP: 0.233, SLG: 0.247	4-3			6-3		SF7 3B		L6		4	1	1	0	0	0	0						
Hank Aaron, R OBP: 0.376, SLG: 0.588	F9			F8		SF7 IBB		K		3	0	0	0	1	1	0						
Joe Torre, R OBP: 0.353, SLG: 0.465		K		K		SF7		6-3		3	0	0	1	0	2	0						
Clete Boyer, R OBP: 0.303, SLG: 0.445		6-3 2B			S 1B	F7		HR		4	1	3	1	0	0	1						
Rico Carty, R OBP: 0.336, SLG: 0.417		6-3			S 1B	6-3 SH1-4 1B		K		4	0	2	0	0	1	1						
Cito Gaston, R		F9			K	SH1-4		6-3		3	0	0	0	0	1	3						
Woody Woodward, R OBP: 0.293, SLG: 0.273			K		F5	6-3				3	0	0	0	0	1	3						
Ken Johnson, R OBP: 0.184, SLG: 0.141			K		F9	F4				3	0	0	0	0	1	3						
Inning Stats	R: 0 E: 0 K: 0 S: 3	H: 0 LOB: 0 BB: 0 P: 3	R: 0 E: 0 K: 1 S: 6	H: 1 LOB: 1 BB: 0 P: 6	R: 0 E: 0 K: 2 S: 7	H: 0 LOB: 0 BB: 0 P: 7	R: 0 E: 0 K: 1 S: 5	H: 0 LOB: 0 BB: 0 P: 5	R: 0 E: 0 K: 1 S: 7	H: 2 LOB: 2 BB: 0 P: 7	R: 1 E: 0 K: 0 S: 4	H: 1 LOB: 1 BB: 1 P: 8	R: 0 E: 0 K: 0 S: 4	H: 1 LOB: 1 BB: 0 P: 4	R: 0 E: 0 K: 1 S: 5	H: 0 LOB: 0 BB: 0 P: 5	R: 1 E: 0 K: 1 S: 6	H: 1 LOB: 0 BB: 0 P: 6	1B: 3 2B: 1 3B: 1 HR: 1	SF: 1 SAC: 1 DP: 0 HBP: 0	WP: 0 PB: 0 CS: 0	PA: 34
PITCHER Rich Nye, L ERA: 3.1	IP: 9.0 WLS: W BF: 34	H: 6 R: 2 ER: 2 SO: 7	BB: 0 IBB: 1 HBP: 0 BLK: 0	WP: 0 HR: 1 S: 47 P: 51	ERA: 2.00 WHIP: 0.667											ERA: 2.00 WHIP: 0.667						



Batter	1	2	3	4	5	6	7	8	9	AB	R	H	RBI	BB	SO	LOB	TOP										
Pete Rose, S OBP: 0.366, SLG: 0.453 (1, 7)	E1 1B		G3					F5		3	0	1	0	1	0	0	Cincinnati Reds @ Atlanta Braves Atlanta Stadium, Atlanta, GA Mon Sep 18 1967, 7:05 PM EDT Att: 3,120 - Unknown										
Tommy Helms, R OBP: 0.301, SLG: 0.345 (1, 4)	1-3				F4	FC6		F3		4	0	0	0	0	0	3											
Vada Pinson, L OBP: 0.316, SLG: 0.448 (1, 8)	K				F9	CS		F9		4	0	2	0	0	1	1											
Lee May, R OBP: 0.302, SLG: 0.416 (9, 3)	K				F9			K		4	1	1	0	0	2	3											
Tony Perez, R OBP: 0.327, SLG: 0.494 (1, 5)		K			K				HR	3	1	1	2	1	2	1											
Deron Johnson, R OBP: 0.282, SLG: 0.395 (1, 3)		K							HR	4	1	1	1	0	3	2											
Tommy Harper, R OBP: 0.297, SLG: 0.338 (9, 9)		K						K		0	0	0	0	0	0	0											
Johnny Bench, R OBP: 0.183, SLG: 0.224 (1, 2)					F8				SH	4	1	1	0	0	1	0											
Leo Cardenas, R OBP: 0.309, SLG: 0.305 (1, 6)					K			F8		3	0	0	1	0	1	0											
Mel Queen, L OBP: 0.250, SLG: 0.266 (1, 1)					F2				3-H	3	0	1	0	0	0	0											
Ted Abernathy, R OBP: 0.059, SLG: 0.059 (7, 1)								F7		1	0	0	0	0	1	0											
Inning Stats	R: 0 E: 1 K: 2 S: 8	H: 1 LOB: 1 BB: 0 P: 8	R: 0 E: 0 K: 2 S: 7	H: 0 LOB: 0 BB: 0 P: 7	R: 0 E: 0 K: 1 S: 5	H: 0 LOB: 0 BB: 0 P: 5	R: 0 E: 0 K: 1 S: 6	H: 1 LOB: 1 BB: 0 P: 6	R: 1 E: 0 K: 1 S: 7	H: 2 LOB: 2 BB: 1 P: 11	R: 0 E: 0 K: 0 S: 3	H: 0 LOB: 0 BB: 0 P: 3	R: 0 E: 0 K: 0 S: 3	H: 0 LOB: 0 BB: 0 P: 3	R: 3 E: 0 K: 2 S: 10	H: 3 LOB: 0 BB: 0 P: 10	1B: 4 2B: 2 3B: 1 HR: 2	SF: 0 SAC: 1 DP: 1 HBP: 0	WP: 0 PB: 0 SB: 2 CS: 1	PA: 36							
PITCHER	IP	WLS	BF	H	R	ER	SO	BB	IBB	HBP	BLK	WP	HR	S	P	ERA	WHIP										
Pat Jarvis, R ERA: 3.7 (1, 1)	8.0	L	30	5	1	1	9	0	2	0	0	0	1	46	54	1.12	0.625										
Claude Raymond, R ERA: 2.99 (9, 1)	0.1		4	3	3	3	1	0	0	0	0	0	1	6	6	81.00	9.000										
Clay Carroll, R ERA: 5.38 (9, 1)	0.2		2	0	0	0	1	0	0	0	0	0	0	4	4	0.00	0.000										

AB	33
R	4
H	8
RBI	4
BB	2
SO	11
LOB	10



Batter	1	2	3	4	5	6	7	8	9	AB	R	H	RBI	BB	SO	LOB	BOTTOM										
Mike Lum, L OBP: 0.273, SLG: 0.273 (1, 8)	F8		F7			K				4	0	1	0	0	1	2	Cincinnati Reds @ Atlanta Braves Atlanta Stadium, Atlanta, GA Mon Sep 18 1967, 7:05 PM EDT Att: 3,120 - Unknown										
Tito Francona, L OBP: 0.300, SLG: 0.329 (1, 3)	F9		F7							3	0	1	0	1	0	2											
Hank Aaron, R OBP: 0.377, SLG: 0.585 (1, 9)	K				5-3			F2		4	0	1	0	0	1	1											
Joe Torre, R OBP: 0.349, SLG: 0.458 (1, 2)		F4			F3			FC1-6	FC5-4	4	0	1	0	0	0	2											
Clete Boyer, R OBP: 0.301, SLG: 0.439 (1, 5)		5-3			6-3			FC1-6	G3	4	0	0	0	0	0	1											
Mack Jones, L OBP: 0.351, SLG: 0.438 (1, 7)		4-3						FC6-4	4-3	3	0	0	0	1	0	0											
Felix Millan, R OBP: 0.234, SLG: 0.270 (1, 4)					6-3			FC6-4	6-3	4	0	1	0	0	0	2											
Remy Hermoso, R (1, 6)					6-3					2	0	0	0	0	1	1											
Rico Carty, R OBP: 0.336, SLG: 0.415 (7, PH)					6-3			1-3		1	0	0	0	0	0	2											
Woody Woodward, R OBP: 0.291, SLG: 0.271 (8, 6)										0	0	0	0	0	0	0											
Pat Jarvis, R OBP: 0.129, SLG: 0.090 (1, 1)										1	0	0	0	1	0	0											
Felipe Alou, R OBP: 0.318, SLG: 0.408 (8, PH)								F3		1	0	0	0	0	0	0											
Claude Raymond, R OBP: 0.143, SLG: 0.286 (9, 1)										0	0	0	0	0	0	0											
Clay Carroll, R OBP: 0.118, SLG: 0.063 (9, 1)										0	0	0	0	0	0	0											
Inning Stats	R: 0 E: 0 K: 1 S: 5	H: 0 LOB: 0 BB: 0 P: 5	R: 0 E: 0 K: 0 S: 3	H: 0 LOB: 0 BB: 0 P: 3	R: 0 E: 0 K: 1 S: 6	H: 1 LOB: 2 BB: 1 P: 10	R: 0 E: 0 K: 0 S: 3	H: 0 LOB: 0 BB: 0 P: 3	R: 0 E: 0 K: 1 S: 6	H: 1 LOB: 1 BB: 0 P: 6	R: 0 E: 0 K: 0 S: 4	H: 1 LOB: 2 BB: 1 P: 8	R: 0 E: 0 K: 0 S: 4	H: 2 LOB: 2 BB: 1 P: 8	R: 0 E: 0 K: 0 S: 3	H: 0 LOB: 0 BB: 0 P: 3	1B: 4 2B: 1 3B: 0 HR: 0	SF: 0 SAC: 0 DP: 0 HBP: 0	WP: 0 PB: 0 SB: 0 CS: 1	PA: 34							
PITCHER	IP	WLS	BF	H	R	ER	SO	BB	IBB	HBP	BLK	WP	HR	S	P	ERA	WHIP										
Mel Queen, R ERA: 2.65 (1, 1)	6.0	W	22	3	0	0	3	1	0	0	0	0	0	27	31	0.00	0.667										
Ted Abernathy, R ERA: 1.33 (7, 1)	3.0	S	12	2	0	0	0	2	0	0	0	0	0	10	18	0.00	1.333										

AB	31
R	0
H	5
RBI	0
BB	3
SO	3
LOB	13



Batter	1	2	3	4	5	6	7	8	9	AB	R	H	RBI	BB	SO	LOB	TOP					
Pete Rose, S OBP: 0.365, SLG: 0.451 (1, 7)										4	0	1	0	0	1	1	Cincinnati Reds @ Atlanta Braves Atlanta Stadium, Atlanta, GA Tue Sep 19 1967, 7:05 PM EDT Att: 3,760 - Unknown					
Tommy Helms, R OBP: 0.300, SLG: 0.345 (1, 4)										3	0	1	1	0	0	1						
Vada Pinson, L OBP: 0.317, SLG: 0.448 (1, 8)										4	1	2	0	0	0	1						
Lee May, R OBP: 0.299, SLG: 0.412 (1, 9)										4	0	0	0	0	1	0						
Tommy Harper, R OBP: 0.297, SLG: 0.338 (9, 9)										0	0	0	0	0	0	0						
Tony Perez, R OBP: 0.324, SLG: 0.490 (1, 5)										4	0	0	0	0	0	1						
Deron Johnson, R OBP: 0.279, SLG: 0.391 (1, 3)										4	0	0	0	0	1	0						
Johnny Bench, R OBP: 0.189, SLG: 0.229 (1, 2)										3	1	1	0	0	0	0						
Leo Cardenas, R OBP: 0.309, SLG: 0.305 (1, 6)										3	1	1	1	0	0	0						
Gary Nolan, R OBP: 0.186, SLG: 0.125 (1, 1)										2	0	0	0	0	2	0						
Giraldo Ruiz, S OBP: 0.257, SLG: 0.300 (8, PH)										1	0	0	0	0	0	1						
Ted Abernathy, R OBP: 0.059, SLG: 0.059 (8, 1)										0	0	0	0	0	0	0						
Inning Stats	R: 1 E: 1 K: 0 S: 5	H: 2 LOB: 1 BB: 0 P: 5	R: 0 E: 0 K: 0 S: 3	H: 0 LOB: 0 BB: 0 P: 3	R: 0 E: 0 K: 1 S: 6	H: 2 LOB: 1 BB: 0 P: 6	R: 0 E: 0 K: 0 S: 3	H: 0 LOB: 0 BB: 0 P: 3	R: 0 E: 0 K: 1 S: 5	H: 0 LOB: 0 BB: 0 P: 5	R: 0 E: 0 K: 0 S: 3	H: 0 LOB: 0 BB: 0 P: 3	R: 0 E: 0 K: 0 S: 3	H: 0 LOB: 0 BB: 0 P: 3	R: 2 E: 1 K: 0 S: 6	H: 2 LOB: 1 BB: 0 P: 6	R: 0 E: 0 K: 2 S: 7	H: 0 LOB: 0 BB: 0 P: 7	1B: 6 2B: 0 3B: 0 HR: 0	SF: 1 SAC: 0 DP: 1 HBP: 0	WP: 1 PB: 1 CS: 1	PA: 34
PITCHER Phil Niekro, R ERA: 1.76 (1, 1)	IP: 9.0 WLS: L BF: 33 H: 6 R: 3 ER: 0 SO: 5 BB: 0 IBB: 0 HBP: 0 BLK: 0 WP: 1 HR: 0 S: 43 P: 43 ERA: 0.00 WHIP: 0.667															PITCHER	IP: 9.0 WLS: L BF: 33 H: 6 R: 3 ER: 0 SO: 5 BB: 0 IBB: 0 HBP: 0 BLK: 0 WP: 1 HR: 0 S: 43 P: 43 ERA: 0.00 WHIP: 0.667					

Batter	1	2	3	4	5	6	7	8	9	AB	R	H	RBI	BB	SO	LOB	BOTTOM			
Mike Lum, L OBP: 0.267, SLG: 0.267 (1, 8)										4	0	1	0	0	0	2	Cincinnati Reds @ Atlanta Braves Atlanta Stadium, Atlanta, GA Tue Sep 19 1967, 7:05 PM EDT Att: 3,760 - Unknown			
Tito Francona, L OBP: 0.302, SLG: 0.327 (1, 3)										2	0	0	0	2	0	2				
Hank Aaron, R OBP: 0.376, SLG: 0.584 (1, 9)										4	1	1	0	0	2	2				
Rico Carty, R OBP: 0.335, SLG: 0.412 (1, 7)										3	0	0	0	1	1	2				
Clete Boyer, R OBP: 0.298, SLG: 0.436 (1, 5)										3	0	0	1	0	0	3				
Felix Milten, R OBP: 0.224, SLG: 0.258 (1, 4)										4	0	0	0	0	1	2				
Remy Hermoso, R OBP: 0.600, SLG: 0.333 (1, 6)										1	0	1	0	2	0	0				
Charlie Lau, L OBP: 0.291, SLG: 0.313 (9, PH)										1	0	0	0	0	0	0				
Bob Uecker, R OBP: 0.245, SLG: 0.212 (1, 2)										3	0	0	0	0	2	3				
Joe Torre, R OBP: 0.349, SLG: 0.457 (9, PH)										1	0	0	0	0	1	0				
Phil Niekro, R OBP: 0.175, SLG: 0.167 (1, 1)										1	0	0	0	0	0	1				
Inning Stats	R: 0 E: 0 K: 1 S: 5	H: 0 LOB: 0 BB: 0 P: 5	R: 0 E: 0 K: 1 S: 5	H: 0 LOB: 0 BB: 0 P: 5	R: 1 E: 0 K: 0 S: 4	H: 1 LOB: 0 BB: 0 P: 4	R: 0 E: 0 K: 0 S: 5	H: 0 LOB: 1 BB: 1 P: 9	R: 0 E: 0 K: 1 S: 5	H: 0 LOB: 2 BB: 2 P: 13	R: 0 E: 0 K: 0 S: 5	H: 0 LOB: 1 BB: 1 P: 9	R: 0 E: 0 K: 0 S: 3	H: 0 LOB: 1 BB: 1 P: 7	R: 0 E: 0 K: 2 S: 7	H: 0 LOB: 0 BB: 0 P: 7	1B: 2 2B: 1 3B: 0 HR: 0	SF: 1 SAC: 2 DP: 0 HBP: 0	WP: 0 PB: 0 SB: 0 CS: 0	PA: 35
PITCHER Gary Nolan, R ERA: 2.52 (1, 1)	IP: 7.0 WLS: W BF: 28 H: 3 R: 1 ER: 1 SO: 5 BB: 4 IBB: 0 HBP: 0 BLK: 0 WP: 0 HR: 0 S: 34 P: 50 ERA: 1.29 WHIP: 1.000															PITCHER	IP: 7.0 WLS: W BF: 28 H: 3 R: 1 ER: 1 SO: 5 BB: 4 IBB: 0 HBP: 0 BLK: 0 WP: 0 HR: 0 S: 34 P: 50 ERA: 1.29 WHIP: 1.000			
Ted Abernathy, R ERA: 1.31 (8, 1)	IP: 2.0 WLS: S BF: 7 H: 0 R: 0 ER: 0 SO: 2 BB: 1 IBB: 0 HBP: 0 BLK: 0 WP: 0 HR: 0 S: 10 P: 14 ERA: 0.00 WHIP: 0.500															PITCHER	IP: 2.0 WLS: S BF: 7 H: 0 R: 0 ER: 0 SO: 2 BB: 1 IBB: 0 HBP: 0 BLK: 0 WP: 0 HR: 0 S: 10 P: 14 ERA: 0.00 WHIP: 0.500			




Batter	1	2	3	4	5	6	7	8	9	AB	R	H	RBI	BB	SO	LOB	TOP								
Pete Rose, S OBP: 0.365, SLG: 0.449 (1, 7)	4-0 1B HR BB	0-0 6-3			0-0 F6		0-0 F9	4-0 IBB		3	1	0	0	2	0	0	Cincinnati Reds @ Atlanta Braves Atlanta Stadium, Atlanta, GA Wed Sep 20 1967, 7:05 PM EDT Att: 4,695 - Unknown								
Tommy Helms, R OBP: 0.301, SLG: 0.346 (1, 4)	0-0 1-2 HR 1B		0-0 F8		0-0 L1		0-0 E7 HBP SF9 1B	0-0 F7		5	2	2	0	0	0	2									
Vada Pinson, L OBP: 0.318, SLG: 0.452 (1, 8)	0-0 1-H 2-H HR		0-0 F6		0-0 F7		4-0 HBP IBB		0-0 4-3	4	1	1	3	1	0	0									
Lee May, R OBP: 0.305, SLG: 0.414 (1, 9) (7, 3)	0-0 F9		0-0 1B		0-0 1B		0-0 FC1-5 1B	1-0 1-2 2-3 HBP	4-0 1B E BB	3	1	2	0	1	0	0									
Tony Perez, R OBP: 0.327, SLG: 0.492 (1, 5)	0-0 FC6-4 1B		0-0 F8		0-0 1B		0-0 FC1-5 HR 1B	0-0 SF9	0-0 1B E BB	4	1	3	1	0	0	1									
Deron Johnson, R OBP: 0.276, SLG: 0.386 (1, 3)	0-0 F8			0-0 6-3		0-0 FC1-5 HR 1B	0-0 K		0-0 E8 1B BB	4	1	0	0	0	1	5									
Tommy Harper, R OBP: 0.299, SLG: 0.340 (7, 9)									1-3 1B	1	1	1	1	0	0	0									
Johnny Bench, R OBP: 0.215, SLG: 0.293 (1, 2)	0-0 FC6-4 1-2			0-0 1B		0-0 1-H 2-H HR		0-0 F9	0-0 1B BB	5	1	3	3	0	0	1									
Leo Cardenas, R OBP: 0.311, SLG: 0.306 (1, 6)		0-3 K		0-3 K		0-3 K		0-0 SH3 1B	0-0 1-2 3-H 1B	5	0	2	1	0	3	1									
Mitt Pappas, R OBP: 0.123, SLG: 0.086 (1, 1)		0-0 5-3		0-0 F4		0-0 F8		0-0 SH3	0-3 K	2	0	0	0	0	0	1									
Jim Maloney, L OBP: 0.169, SLG: 0.234 (6, PH)								1-2		1	0	0	0	0	0	0									
Don Nottebart, R (6, 1)										1	0	0	0	0	1	2									
Inning Stats	R: 3 E: 0 K: 0 S: 6	H: 3 LOB: 1 BB: 1 P: 10	R: 0 E: 0 K: 1 S: 5	H: 0 LOB: 0 BB: 0 P: 5	R: 0 E: 0 K: 0 S: 4	H: 1 LOB: 1 BB: 0 P: 4	R: 0 E: 0 K: 1 S: 6	H: 1 LOB: 1 BB: 0 P: 6	R: 0 E: 0 K: 0 S: 3	H: 0 LOB: 0 BB: 0 P: 3	R: 3 E: 0 K: 1 S: 8	H: 3 LOB: 0 BB: 0 P: 8	R: 1 E: 1 K: 1 S: 6	H: 1 LOB: 2 BB: 1 P: 11	R: 0 E: 0 K: 0 S: 4	H: 1 LOB: 2 BB: 1 P: 8	R: 2 E: 1 K: 1 S: 8	H: 4 LOB: 2 BB: 1 P: 12	1B: 12 2B: 0 3B: 0 HR: 2	SF: 1 SAC: 1 DP: 0 HBP: 1	WP: 0 PB: 0 SB: 0 CS: 0	PA: 45			
PITCHER	IP	WLS	BF	H	R	ER	SO	BB	IBB	HBP	BLK	WP	HR	S	P	ERA	WHIP								
Jim Britton, R ERA: 10.13 (1, 1)	5.1	L	25	8	6	6	2	1	0	0	0	0	2	28	32	10.12	1.688								
Jay Ritchie, R ERA: 3.04 (6, 1)	1.2		8	1	1	1	2	0	1	1	0	0	0	10	15	5.40	0.600								
Clay Carroll, R ERA: 5.36 (8, 1)	2.0		12	5	2	1	1	1	1	0	0	0	0	12	20	4.50	3.000								


AB	38
R	9
H	14
RBI	9
BB	4
SO	5
LOB	13



Batter	1	2	3	4	5	6	7	8	9	AB	R	H	RBI	BB	SO	LOB	BOTTOM								
Remy Hermoso, R OBP: 0.444, SLG: 0.286 (1, 6)	0-3 K		0-0 1-3		0-0 1-5-3 HR 1B		0-0 F8			4	1	1	0	0	1	0	Cincinnati Reds @ Atlanta Braves Atlanta Stadium, Atlanta, GA Wed Sep 20 1967, 7:05 PM EDT Att: 4,695 - Unknown								
Tito Francona, L OBP: 0.302, SLG: 0.326 (1, 3)	0-0 6-3		0-0 1-3		0-0 1-5-3 1-2			0-0 FC1-6 1B		4	0	1	0	0	0	1									
Hank Aaron, R OBP: 0.377, SLG: 0.589 (1, 9)	0-0 F8			0-0 1B 1B	0-0 2-H HR			0-0 F3		4	2	2	2	0	0	1									
Joe Torre, R OBP: 0.348, SLG: 0.456 (1, 2)		0-0 F8		0-0 1B 1B	0-0 F9			0-0 FC1-6 FC5-4		4	1	1	0	0	0	1									
Clete Boyer, R OBP: 0.298, SLG: 0.435 (1, 5)		0-0 F9		0-0 1-2 2-H 1B		0-0 6-3		0-0 FC5-4		4	0	1	1	0	0	1									
Rico Carty, R OBP: 0.335, SLG: 0.413 (1, 7)				0-3 K		0-0 6-3			0-0 6-3	4	0	1	0	0	1	2									
Mike Lum, L OBP: 0.316, SLG: 0.278 (1, 8)		4-0 FC5 BB		0-0 G6-4-3 1-2 2-H 1B		0-0 F5			0-0 F7	3	0	1	1	1	0	0									
Felix Millan, R OBP: 0.216, SLG: 0.247 (1, 4)		0-0 FC5		0-0 G6-4-3			0-0 4-3		0-0 6-3	4	0	0	0	0	0	4									
Jim Britton, R (1, 1)				0-3 K		0-0 L7			0-0 F8	2	0	0	0	0	1	0									
Jay Ritchie, R OBP: 0.300, SLG: 0.500 (6, 1)										0	0	0	0	0	0	0									
Charlie Lau, L OBP: 0.286, SLG: 0.306 (7, PH)										1	0	0	0	0	0	0									
Clay Carroll, R OBP: 0.118, SLG: 0.063 (8, 1)										0	0	0	0	0	0	0									
Inning Stats	R: 0 E: 0 K: 1 S: 5	H: 0 LOB: 0 BB: 0 P: 5	R: 0 E: 0 K: 0 S: 4	H: 1 LOB: 2 BB: 1 P: 8	R: 0 E: 0 K: 1 S: 5	H: 0 LOB: 0 BB: 0 P: 5	R: 2 E: 0 K: 1 S: 8	H: 4 LOB: 1 BB: 0 P: 8	R: 2 E: 0 K: 0 S: 5	H: 2 LOB: 0 BB: 0 P: 5	R: 0 E: 0 K: 0 S: 3	H: 0 LOB: 0 BB: 0 P: 3	R: 0 E: 0 K: 0 S: 3	H: 0 LOB: 0 BB: 0 P: 3	R: 0 E: 0 K: 0 S: 4	H: 1 LOB: 1 BB: 0 P: 4	R: 0 E: 0 K: 0 S: 3	H: 0 LOB: 0 BB: 0 P: 3	1B: 6 2B: 1 3B: 0 HR: 1	SF: 0 SAC: 0 DP: 1 HBP: 0	WP: 0 PB: 0 SB: 0 CS: 0	PA: 35			
PITCHER	IP	WLS	BF	H	R	ER	SO	BB	IBB	HBP	BLK	WP	HR	S	P	ERA	WHIP								
Mitt Pappas, R ERA: 3.04 (1, 1)	5.0	W	22	7	4	4	3	1	0	0	0	0	1	27	31	7.20	1.600								
Don Nottebart, R ERA: 1.84 (6, 1)	4.0	S	13	1	0	0	0	0	0	0	0	0	0	13	13	0.00	0.250								



Batter	1	2	3	4	5	6	7	8	9	AB	R	H	RBI	BB	SO	LOB	TOP																	
Tito Francona, L OBP: 0.300, SLG: 0.323 (1, 3)	F8	FC6		F8			F9		BB BB	5	0	1	1	0	0	2	Atlanta Braves @ St. Louis Cardinals Busch Stadium, St. Louis, MO Thu Sep 21 1967, 7:05 PM CDT Att: 20,146 - Unknown AB 33 R 4 H 9 RBI 4 BB 4 SO 3 LOB 16 																	
Mack Jones, L OBP: 0.352, SLG: 0.436 (1, 8)	1B			6-3			K		1-3 2-H	2	1	0	0	1	2	0																		
Gary Geiger, L OBP: 0.298, SLG: 0.225 (7, 8)	1B			BB			K		BB	0	0	0	0	1	0	0																		
Hank Aaron, R OBP: 0.374, SLG: 0.585 (1, 9)	F7		F5		F7		P6		SF7	4	0	0	1	0	0	2																		
Joe Torre, R OBP: 0.350, SLG: 0.456 (1, 2)	1B		6-3		1B			F9	3-H	4	0	2	0	1	0	1																		
Clete Boyer, R OBP: 0.299, SLG: 0.435 (1, 5)	1B		L6		1B			L3	2-3	5	0	2	1	0	0	4																		
Rico Carty, R OBP: 0.334, SLG: 0.411 (1, 7)	3-1			1B	SF7			1-3		4	1	1	0	0	0	4																		
Felix Millan, R OBP: 0.236, SLG: 0.267 (1, 4)				FC1-6	FC5-6			1-3		4	1	3	0	0	0	0																		
Woody Woodward, R OBP: 0.289, SLG: 0.270 (1, 6)			FC1-6		SF7			5-3	SH1-4	2	0	0	1	0	0	1																		
Ron Reed, R (1, 1)			FC3-6		FC5-6				SH1-4	3	0	0	0	0	1	2																		
Dick Kelley, R OBP: 0.313, SLG: 0.333 (9, PH)			FC3-6		FC5-6				1B	0	0	0	0	0	0	0																		
Charlie Lau, L OBP: 0.286, SLG: 0.306 (9, PH)									1B	0	0	0	0	0	0	0																		
Dave Nicholson, R (9, PH)									IBB	0	1	0	0	1	0	0																		
Cecil Upshaw, R OBP: 0.429, SLG: 0.200 (9, 1)										0	0	0	0	0	0	0																		
Inning Stats	R: 1 E: 0 K: 0 S: 5	H: 2 LOB: 2 BB: 0 P: 6	R: 0 E: 0 K: 0 S: 4	H: 1 LOB: 1 BB: 0 P: 4	R: 0 E: 0 K: 0 S: 3	H: 0 LOB: 1 BB: 1 P: 7	R: 1 E: 0 K: 0 S: 5	H: 2 LOB: 1 BB: 0 P: 5	R: 0 E: 0 K: 1 S: 7	H: 0 LOB: 2 BB: 0 P: 7	R: 0 E: 0 K: 1 S: 5	H: 0 LOB: 0 BB: 0 P: 5	R: 0 E: 0 K: 0 S: 3	H: 0 LOB: 0 BB: 0 P: 3	R: 2 E: 0 K: 0 S: 5	H: 2 LOB: 3 BB: 3 P: 17	1B: 9 2B: 0 3B: 0 HR: 0	SF: 2 SAC: 1 DP: 0 HBP: 1	WP: 0 PB: 0 SB: 0 CS: 0	PA: 41														
PITCHER	IP WLS BF H R ER SO BB IBB HBP BLK WP HR S P ERA WHIP																																	
Ray Washburn, R ERA: 3.53 (1, 1)	7.0	30	7	2	2	3	1	0	1	0	0	0	0	0	34	39	2.57	1.143																
Ron Willis, R ERA: 2.92 (8, 1)	1.1	L	5	1	1	1	0	0	0	0	0	0	0	5	5	6.75	0.750																	
Joe Hoerner, L ERA: 2.24 (9, 1)	0.2		6	1	1	1	0	2	1	0	0	0	0	3	15	13.50	4.500																	

Batter	1	2	3	4	5	6	7	8	9	AB	R	H	RBI	BB	SO	LOB	BOTTOM																
Lou Brock, L OBP: 0.321, SLG: 0.461 (1, 7)	4-3				F7		FC6-4			4	0	1	0	0	0	2	Atlanta Braves @ St. Louis Cardinals Busch Stadium, St. Louis, MO Thu Sep 21 1967, 7:05 PM CDT Att: 20,146 - Unknown AB 32 R 2 H 8 RBI 2 BB 1 SO 2 LOB 15 																
Bobby Tolan, L OBP: 0.309, SLG: 0.379 (1, 8) (2, 3)	1B			F8			1-3			3	1	1	0	1	0	3																	
Roger Maris, L OBP: 0.356, SLG: 0.412 (1, 9) (2, 8)	SF9			F8				K		4	0	1	0	0	1	1																	
Orlando Cepeda, R OBP: 0.403, SLG: 0.531 (1, 3)					F8			L7		0	0	0	0	0	0	0																	
Ed Spiezio, R OBP: 0.372, SLG: 0.337 (2, 9)								L8		3	0	0	0	0	0	1																	
Dave Ricketts, S OBP: 0.312, SLG: 0.398 (1, 2)	SF9				1-3			4-3		3	0	0	1	0	0	1																	
Mike Shannon, R OBP: 0.304, SLG: 0.380 (1, 5)	F9									4	1	3	0	0	0	2																	
Phil Gagliano, R OBP: 0.290, SLG: 0.284 (1, 4)			E5		F8			SH1-4		3	0	0	0	0	0	2																	
Jimmy Williams, R (1, 6)																																	
Tim McCarver, L OBP: 0.371, SLG: 0.446 (7, PH)			G6-4-3							2	0	0	0	0	1	1																	
Eddie Bressoud, R OBP: 0.237, SLG: 0.224 (8, 6)										1	0	1	1	0	0	0																	
Alex Johnson, R OBP: 0.276, SLG: 0.320 (9, PH)										1	0	0	0	0	0	1																	
Ray Washburn, R OBP: 0.104, SLG: 0.136 (1, 1)										2	0	0	0	0	0	0																	
Curt Flood, R OBP: 0.372, SLG: 0.400 (7, PH)										1	0	1	0	0	0	0																	
Ron Willis, R OBP: 0.375, SLG: 0.500 (8, 1)										0	0	0	0	0	0	0																	
Joe Hoerner, R OBP: 0.182, SLG: 0.182 (9, 1)										0	0	0	0	0	0	0																	
Julian Javier, R OBP: 0.322, SLG: 0.418 (9, PH)										1	0	0	0	0	0	1																	
Inning Stats	R: 1 E: 0 K: 0 S: 4	H: 1 LOB: 2 BB: 1 P: 9	R: 0 E: 1 K: 0 S: 3	H: 0 LOB: 0 BB: 0 P: 3	R: 0 E: 0 K: 0 S: 3	H: 1 LOB: 0 BB: 0 P: 3	R: 0 E: 0 K: 0 S: 4	H: 1 LOB: 1 BB: 0 P: 4	R: 0 E: 0 K: 1 S: 5	H: 0 LOB: 0 BB: 0 P: 5	R: 0 E: 0 K: 0 S: 4	H: 1 LOB: 1 BB: 0 P: 4	R: 1 E: 0 K: 0 S: 6	H: 3 LOB: 2 BB: 0 P: 6	R: 0 E: 0 K: 1 S: 5	H: 0 LOB: 0 BB: 0 P: 5	R: 0 E: 0 K: 0 S: 4	H: 1 LOB: 1 BB: 0 P: 4	1B: 7 2B: 1 3B: 0 HR: 0	SF: 1 SAC: 1 DP: 1 HBP: 1	WP: 0 PB: 0 SB: 1 CS: 0	PA: 36											
PITCHER	IP WLS BF H R ER SO BB IBB HBP BLK WP HR S P ERA WHIP																																
Ron Reed, R ERA: 2.84 (1, 1)	6.1		27	7	2	2	1	1	0	0	0	0	0	7	7	0.00	0.000																
Dick Kelley, L ERA: 3.97 (7, 1)	1.2	W	5	0	0	0	1	0	0	0	0	7	7	0.00	0.000																		
Cecil Upshaw, R ERA: 2.39 (9, 1)	1.0	S	4	1	0	0	0	0	0	0	0	4	4	0.00	1.000																		

Batter	1	2	3	4	5	6	7	8	9	10	11	12	AB	R	H	RBI	BB	SO	LOB	TOP				
Tito Francona, L OBP: 0.304, SLG: 0.327 (1, 3)														6	1	3	0	0	1	2				
Gary Geiger, L OBP: 0.291, SLG: 0.325 (1, 8)														3	0	1	0	0	1	0				
Hank Aaron, R OBP: 0.372, SLG: 0.580 (1, 9)														5	0	0	0	1	0	1				
Joe Torre, R OBP: 0.351, SLG: 0.455 (1, 2)														1	0	0	0	0	2					
Bob Lecker, R OBP: 0.246, SLG: 0.214 (4, 2)														3	1	1	0	0	1	0				
Clete Boyer, R OBP: 0.302, SLG: 0.442 (1, 5)														5	1	3	2	0	0	1				
Dave Nicholson, R OBP: 0.353, SLG: 0.200 (1, 7)														4	1	1	0	0	1	2				
Felix Millan, R OBP: 0.229, SLG: 0.280 (1, 4)														3	0	0	0	0	0	3				
Mack Jones, L OBP: 0.353, SLG: 0.437 (9, PH)														1	0	1	0	0	0	0				
Denis Menke, R OBP: 0.333, SLG: 0.325 (9, 5)														1	0	0	0	0	0	1				
Woody Woodward, R OBP: 0.288, SLG: 0.268 (1, 6)														3	0	0	0	0	0	0				
Charlie Lau, L OBP: 0.291, SLG: 0.300 (9, PH)														1	0	0	0	0	0	1				
Remy Hermoso, R OBP: 0.400, SLG: 0.250 (9, 4)														1	0	0	0	0	0	1				
Denny Lemaster, R OBP: 0.334, SLG: 0.104 (1, 1)														2	0	0	0	0	0	0				
Rico Carty, R OBP: 0.334, SLG: 0.409 (8, PH)														2	0	0	0	1	1	0				
Inning Stats	R: 1 E: 0 K: 0 S: 4	H: 2 LOB: 1 BB: 1 P: 8	R: 0 E: 1 K: 0 S: 3	H: 0 LOB: 0 BB: 0 P: 3	R: 0 E: 0 K: 2 S: 7	H: 0 LOB: 0 BB: 0 P: 7	R: 0 E: 0 K: 1 S: 6	H: 1 LOB: 2 BB: 0 P: 7	R: 0 E: 0 K: 0 S: 3	H: 0 LOB: 0 BB: 0 P: 3	R: 0 E: 0 K: 1 S: 5	H: 1 LOB: 1 BB: 0 P: 6	R: 3 E: 0 K: 0 S: 7	H: 4 LOB: 2 BB: 11 P: 11	R: 0 E: 0 K: 1 S: 5	H: 0 LOB: 0 BB: 0 P: 5	R: 0 E: 0 K: 0 S: 4	H: 1 LOB: 1 BB: 0 P: 4	R: 0 E: 0 K: 1 S: 6	H: 1 LOB: 1 BB: 0 P: 6	1B: 9 2B: 0 3B: 0 HR: 1	SF: 0 SAC: 1 DP: 2 HBP: 1	WP: 1 PB: 1 SB: 0 CS: 0	PA: 48
PITCHER	IP WLS BF H R ER SO BB IBB HBP BLK WP HR S P ERA WHIP	IP WLS BF H R ER SO BB IBB HBP BLK WP HR S P ERA WHIP																						
Mike Torrez, R ERA: 1.89 (1, 1)	5.0 2.0 19 3	1.0 4 4 1	0.1 4 3 0	0.1 3 1 0	0.0 19 3	0.0 19 3	0.0 19 3	0.0 19 3	0.0 19 3	0.0 19 3	0.0 19 3	0.0 19 3	0.0 19 3	0.0 19 3	0.0 19 3	0.0 19 3	0.0 19 3	0.0 19 3	0.0 19 3	0.0 19 3	1.80 0.800	3.88		
Jack Lamabe, R ERA: 3.24 (6, 1)	2.0 6 0	0.0 0 0	0.0 0 0	0.0 0 0	0.0 0 0	0.0 0 0	0.0 0 0	0.0 0 0	0.0 0 0	0.0 0 0	0.0 0 0	0.0 0 0	0.0 0 0	0.0 0 0	0.0 0 0	0.0 0 0	0.0 0 0	0.0 0 0	0.0 0 0	0.0 0 0	0.00 0.000	0.00		
Larry Jaster, L ERA: 3.05 (8, 1)	1.0 4 1	0.0 1 0	0.0 0 0	0.0 0 0	0.0 0 0	0.0 0 0	0.0 0 0	0.0 0 0	0.0 0 0	0.0 0 0	0.0 0 0	0.0 0 0	0.0 0 0	0.0 0 0	0.0 0 0	0.0 0 0	0.0 0 0	0.0 0 0	0.0 0 0	0.0 0 0	0.00 1.000	0.00		
Joe Hoerner, L ERA: 2.51 (9, 1)	0.1 4 3	0.0 3 2	0.0 2 0	0.0 0 0	0.0 0 0	0.0 0 0	0.0 0 0	0.0 0 0	0.0 0 0	0.0 0 0	0.0 0 0	0.0 0 0	0.0 0 0	0.0 0 0	0.0 0 0	0.0 0 0	0.0 0 0	0.0 0 0	0.0 0 0	0.0 0 0	54.00 9.000	0.00		
Ron Willis, R ERA: 2.81 (9, 1)	0.1 3 1	0.0 0 0	0.0 0 0	0.0 0 0	0.0 0 0	0.0 0 0	0.0 0 0	0.0 0 0	0.0 0 0	0.0 0 0	0.0 0 0	0.0 0 0	0.0 0 0	0.0 0 0	0.0 0 0	0.0 0 0	0.0 0 0	0.0 0 0	0.0 0 0	0.0 0 0	0.00 6.000	0.00		

Atlanta Braves @ St. Louis Cardinals
Busch Stadium, St. Louis, MO
Fri Sep 22 1967, 7:05 PM CDT
Alt. 31,933 - Unknown

AB 44
R 4
H 10
RBI 2
BB 2
SO 7
LOB 16

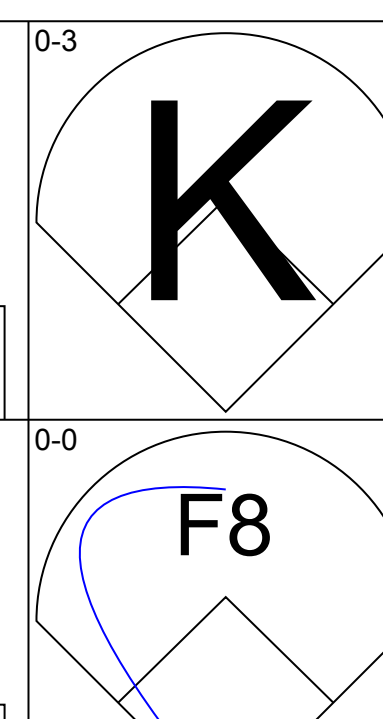
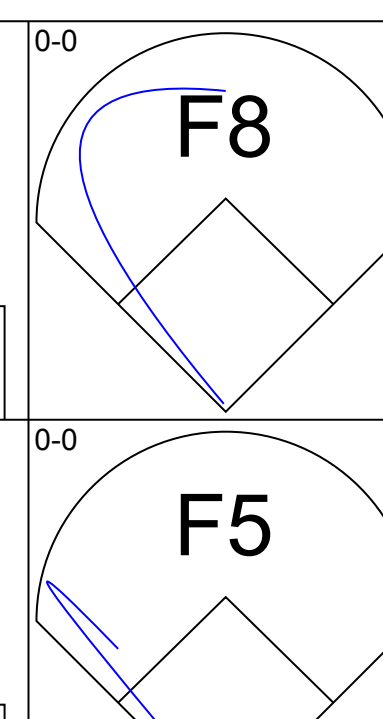
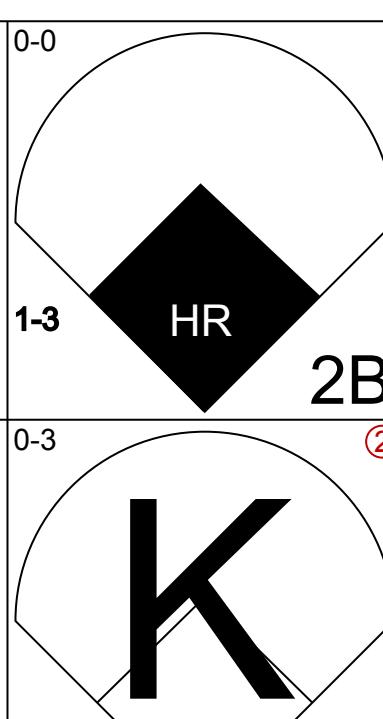
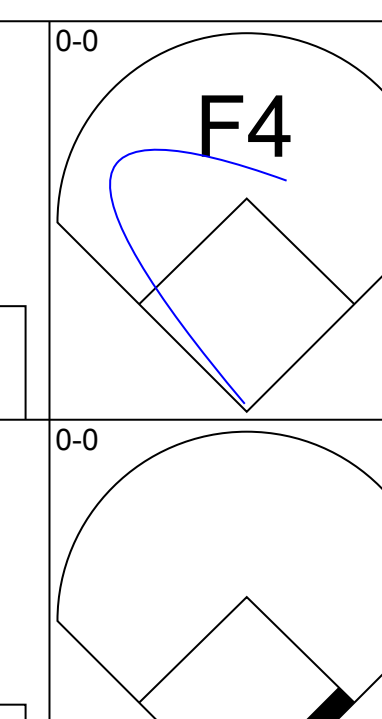
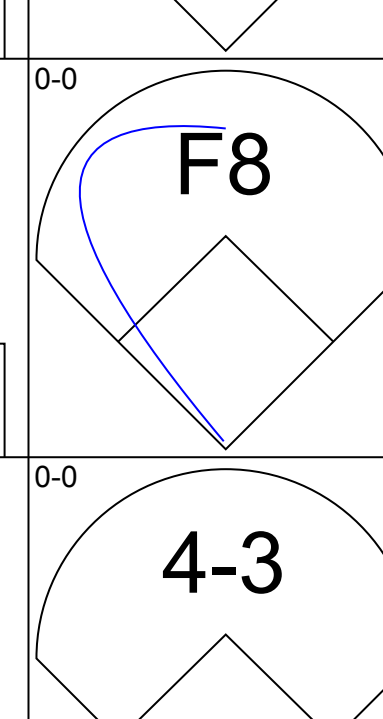
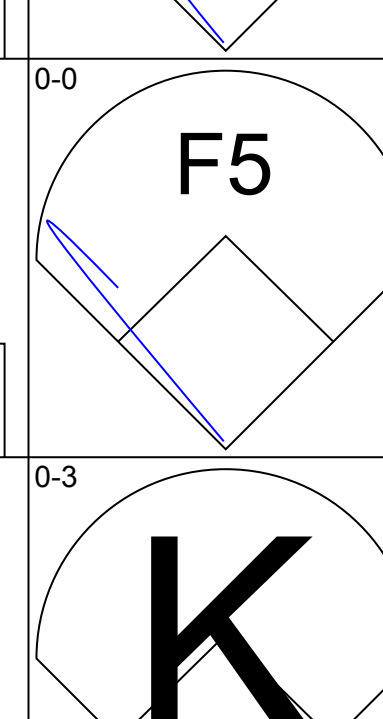
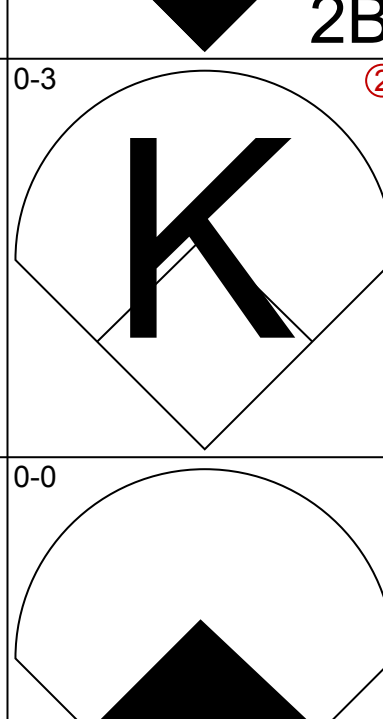
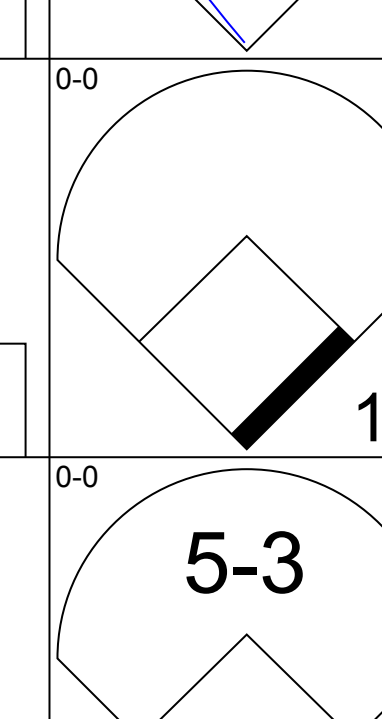
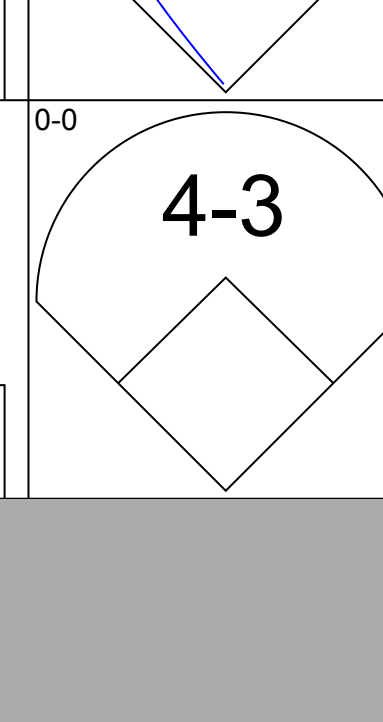
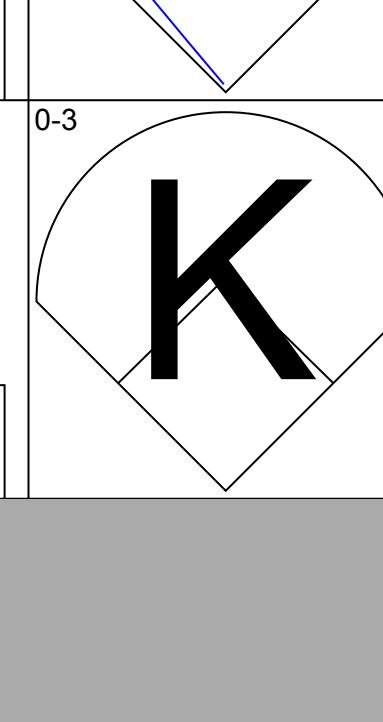
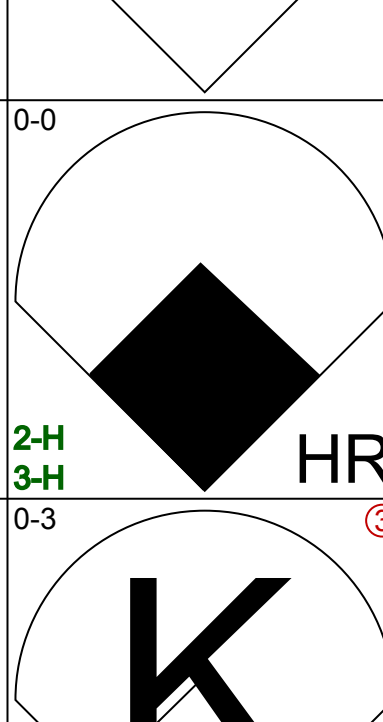
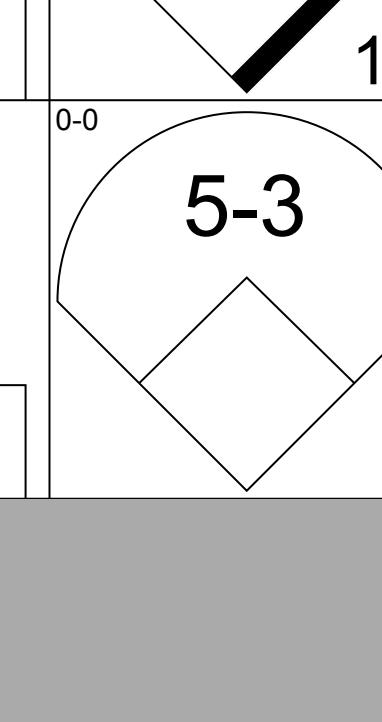
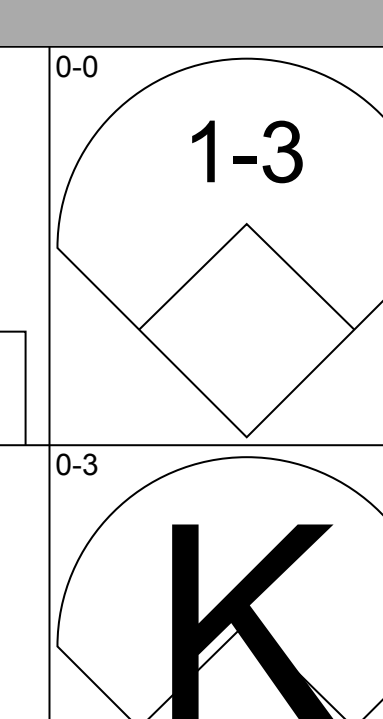
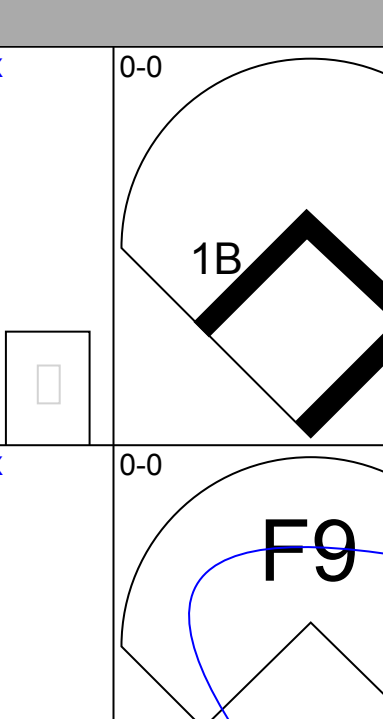

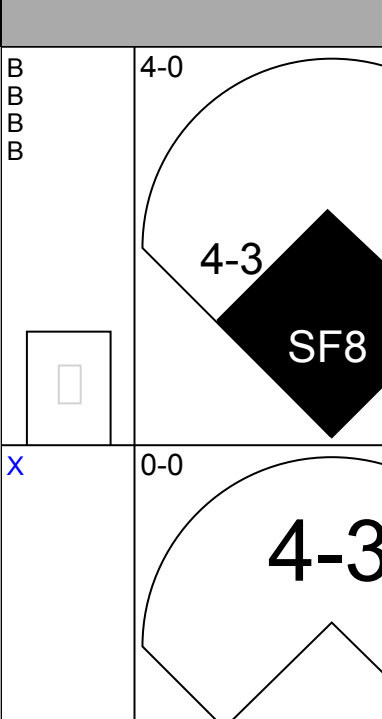

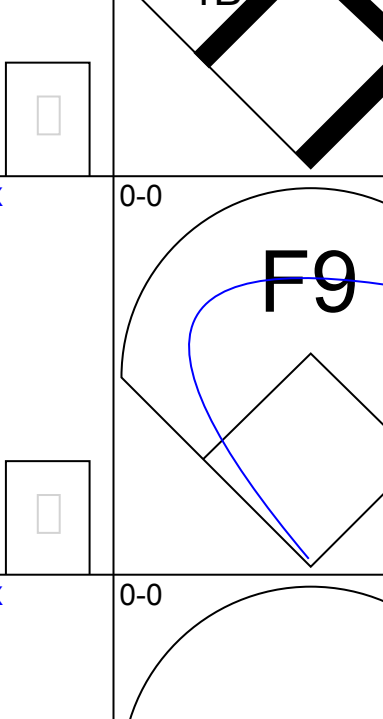
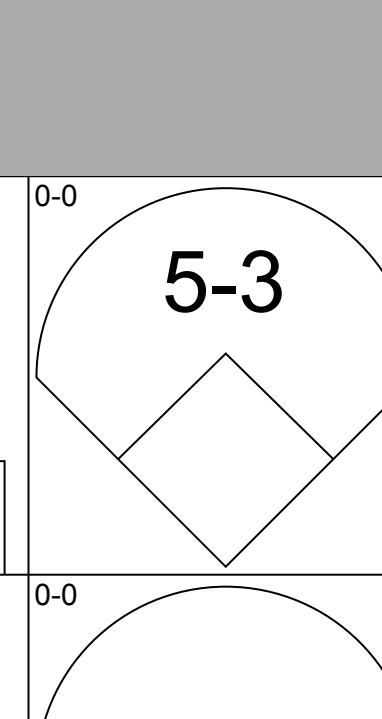
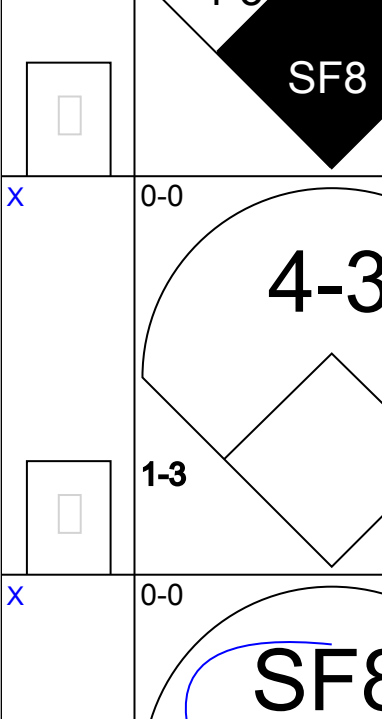

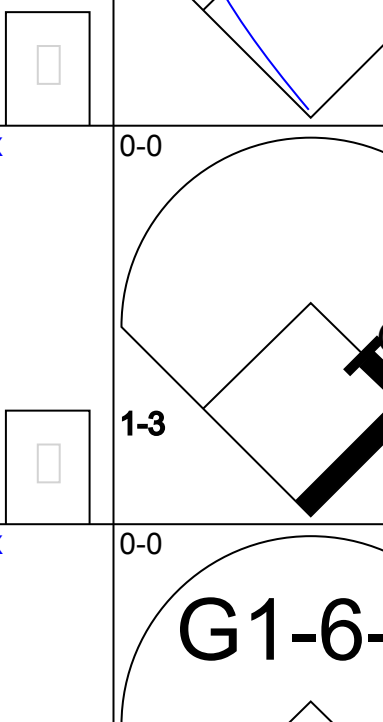
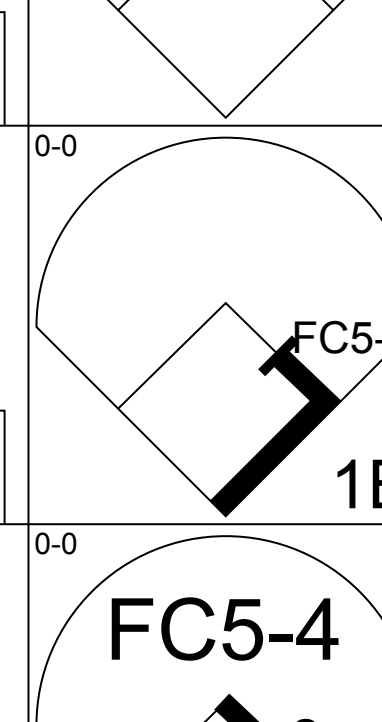
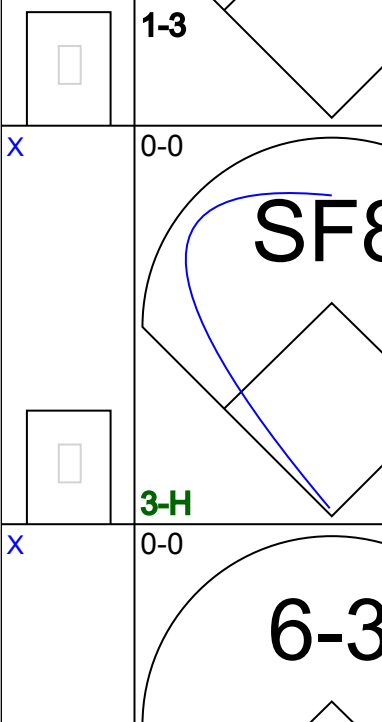
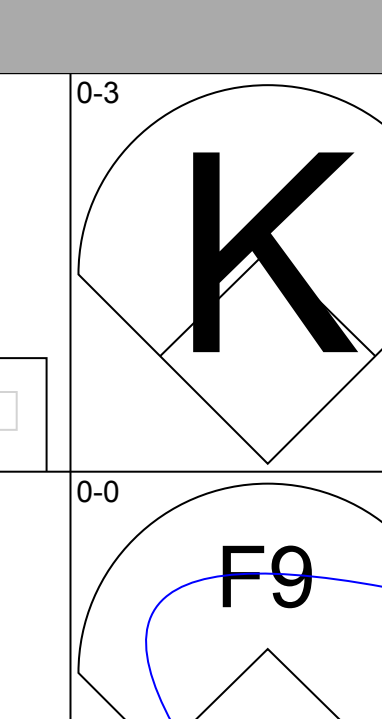
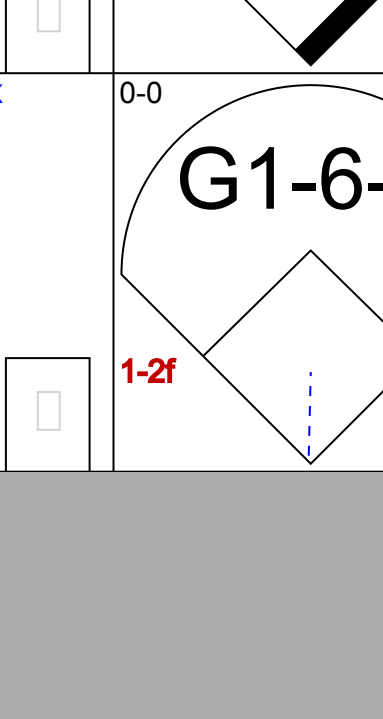
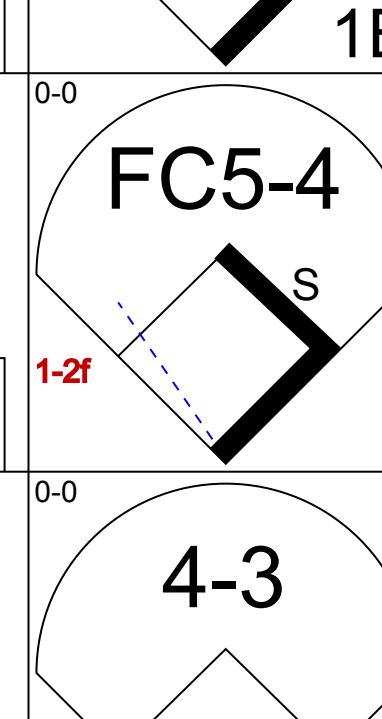
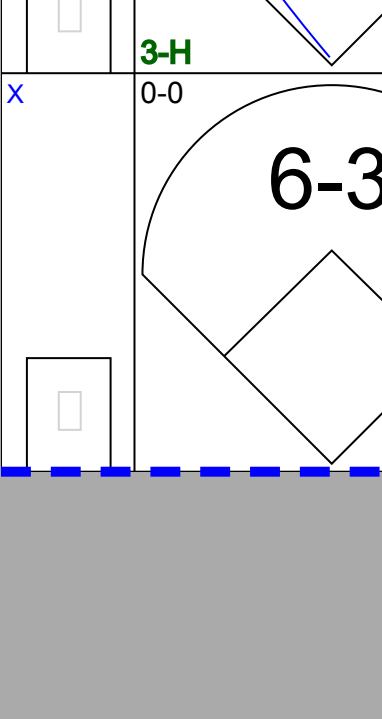
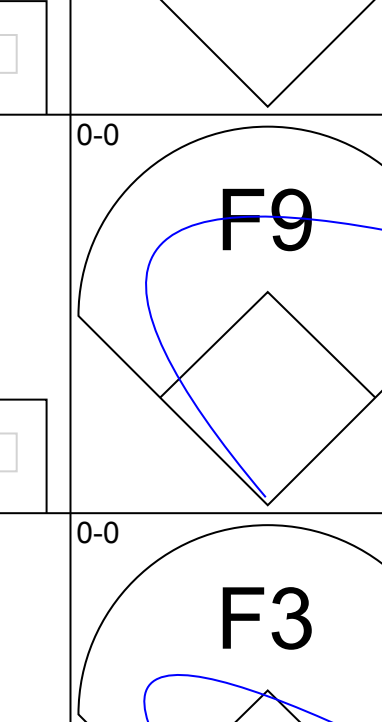
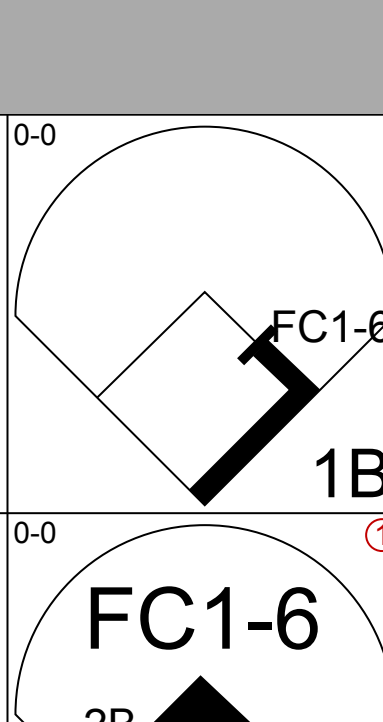
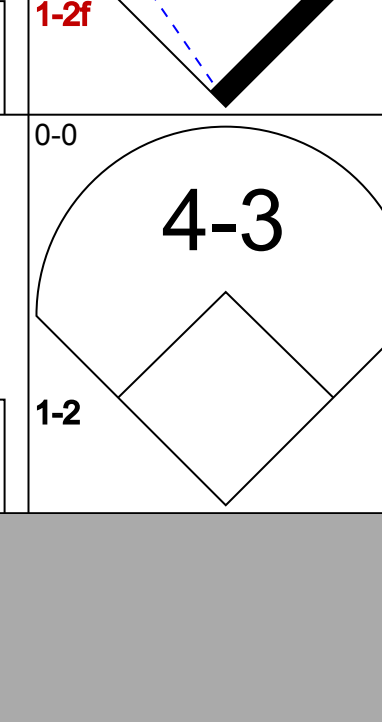
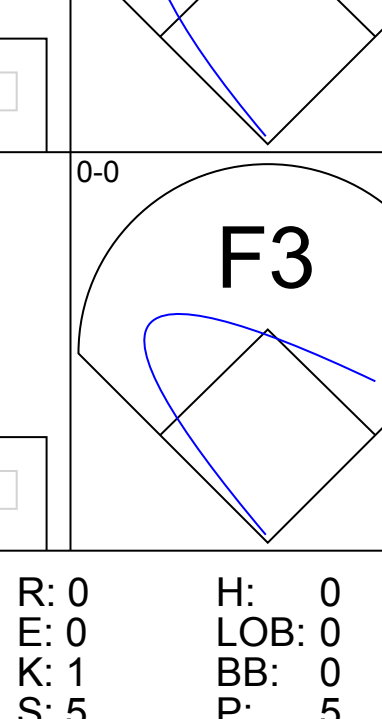
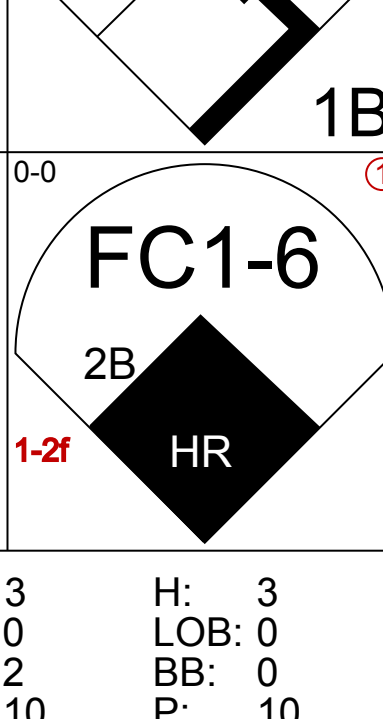
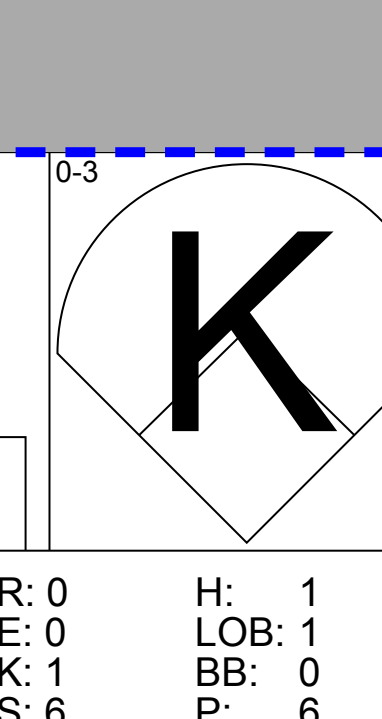


Batter	1	2	3	4	5	6	7	8	9	10	11	12	AB	R	H	RBI	BB	SO	LOB	BOTTOM								
Lou Brock, L OBP: 0.320, SLG: 0.461 (1, 7)														6	1	1	1	0	1	1								
Julian Javier, R OBP: 0.320, SLG: 0.415 (1, 4)														6	0	1	1	0	2	1								
Curt Flood, R OBP: 0.377, SLG: 0.403 (1, 8)														3	1	3	0	1	0	0								
Ron Willis, R OBP: 0.375, SLG: 0.500 (9, 1)														0	0	0	0	0	0	0								
Al Jackson, L OBP: 0.303, SLG: 0.290 (9, 1)														1	0	0	0	0	0	0								
Steve Huntz, S OBP: 0.296, SLG: 0.167 (12, PH)														1	1	1	0	0	0	0								
Ed Spiezio, R OBP: 0.275, SLG: 0.327 (1, 9)														3	0	0	0	0	0	5								
Bobby Tolan, L OBP: 0.309, SLG: 0.378 (8, PH)														3	0	1	0	0	0	1								
Mike Shannon, R OBP: 0.309, SLG: 0.381 (1, 5)														4	1	2	1	2	1	4								
Phil Caullano, R OBP: 0.288, SLG: 0.286 (1, 3)														5	0	1	1	0	3	3								
Dave Ricketts, S OBP: 0.296, SLG: 0.380 (1, 2)														4	0	0	1	0	0	2								
Dal Maxvill, R OBP: 0.301, SLG: 0.284 (1, 6)														5	1	1	0	0	3	0								
Mike Torrez, R OBP: 0.334, SLG: 0.412 (1, 1)														1	0	0	0	0	0	0								
Inning Stats	R: 0 E: 0 K: 1 S: 7	H: 2 LOB: 2 BB: 0 P: 7	R: 0 E: 0 K: 2 S: 7	H: 0 LOB: 0 BB: 0 P: 7	R: 0 E: 0 K: 1 S: 6	H: 0 LOB: 0 BB: 0 P: 5	R: 0 E: 0 K: 1 S: 6	H: 1 LOB: 2 BB: 1 P: 10	R: 2 E: 0 K: 0 S: 7	H: 3 LOB: 2 BB: 0 P: 7	R: 0 E: 0 K: 2 S: 7	H: 0 LOB: 0 BB: 0 P: 7	R: 0 E: 0 K: 1 S: 5	H: 0 LOB: 0 BB: 0 P: 5	R: 2 E: 0 K: 0 S: 3	H: 1 LOB: 0 BB: 2 P: 11	R: 0 E: 0 K: 0 S: 4	H: 1 LOB: 1 BB: 0 P: 4	R: 0 E: 0 K: 0 S: 4	H: 1 LOB: 1 BB: 0 P: 4	R: 0 E: 0 K: 1 S: 5	H: 0 LOB: 0 BB: 0 P: 5	R: 1 E: 0 K: 1 S: 7	H: 3 LOB: 2 BB: 0 P: 7	1B: 10 2B: 2 3B: 1 HR: 0	SF: 1 SAC: 0 DP: 1 HBP: 0	WP: 3 PB: 0 SB: 0 CS: 0	PA: 50
PITCHER	IP WLS BF H R ER SO BB IBB HBP BLK WP HR S P ERA WHIP	IP WLS BF H R ER SO BB IBB HBP BLK WP HR S P ERA WHIP																										
Denny Lemaster, L ERA: 3.34 (1, 1)	7.0 29 6	2.0 4 1	2.0 4 1	2.0 4 1	2.0 4 1	2.0 4 1	2.0 4 1	2.0 4 1	2.0 4 1	2.0 4 1	2.0 4 1	2.0 4 1	2.0 4 1	2.0 4 1	2.0 4 1	2.0 4 1	2.0 4 1	2.0 4 1	2.0 4 1	2.0 4 1	2.57 1.000	3.34						
Ed Rakow, R ERA: 4.46 (8, 1)	0.1 5 1	0.0 2 0	0.0 0 0	0.0 0 0	0.0 0 0	0.0 0 0	0.0 0 0	0.0 0 0	0.0 0 0	0.0 0 0	0.0 0 0	0.0 0 0	0.0 0 0	0.0 0 0	0.0 0 0	0.0 0 0	0.0 0 0	0.0 0 0	0.0 0 0	0.0 0 0	54.00 6.000	4.46						
Clay Carroll, R ERA: 5.26 (8, 1)	1.2 5 1	0.0 0 0	0.0 0 0	0.0 0 0	0.0 0 0	0.0 0 0	0.0 0 0	0.0 0 0	0.0 0 0	0.0 0 0	0.0 0 0	0.0 0 0	0.0 0 0	0.0 0 0	0.0 0 0	0.0 0 0	0.0 0 0	0.0 0 0	0.0 0 0	0.0 0 0	0.00 0.600	5.26						
Cecil Upshaw, R ERA: 2.45 (10, 1)	2.2 12 4	0.0 1 1	0.0 1 1	0.0 2 2	0.0 0 0	0.0 0 0	0.0 0 0	0.0 0 0	0.0 0 0	0.0 0 0	0.0 0 0	0.0 0 0	0.0 0 0	0.0 0 0	0.0 0 0	0.0 0 0	0.0 0 0	0.0 0 0	0.0 0 0	0.0 0 0	3.38 1.500	2.45						

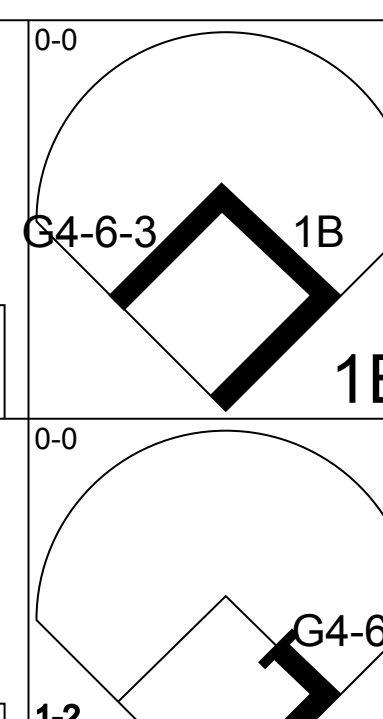
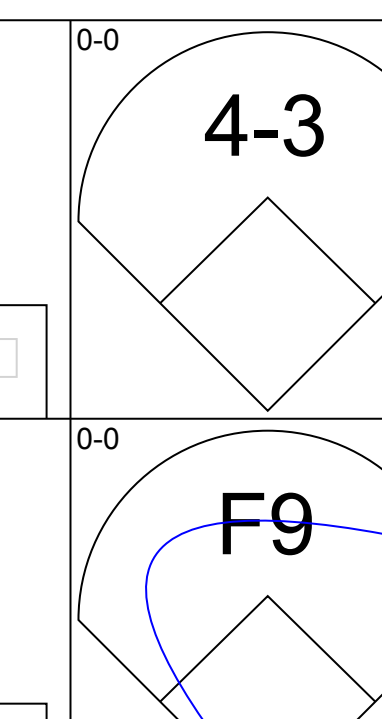
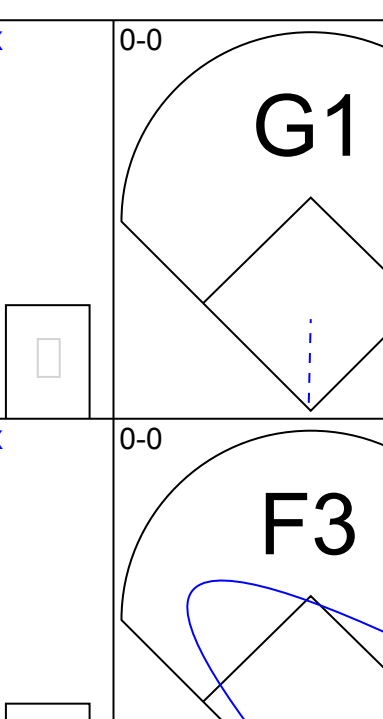
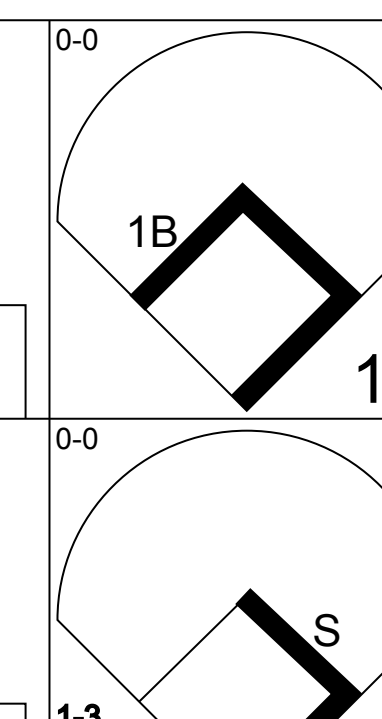
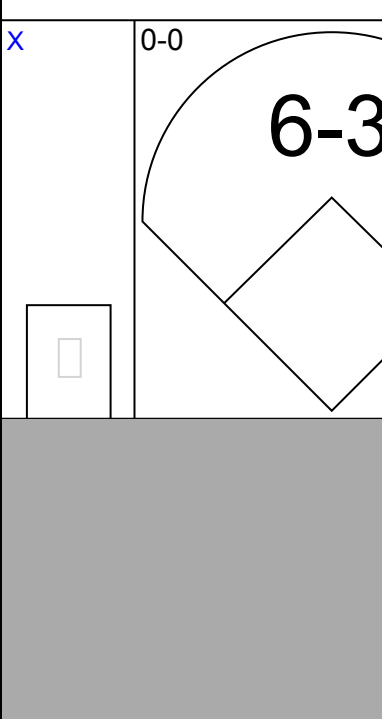
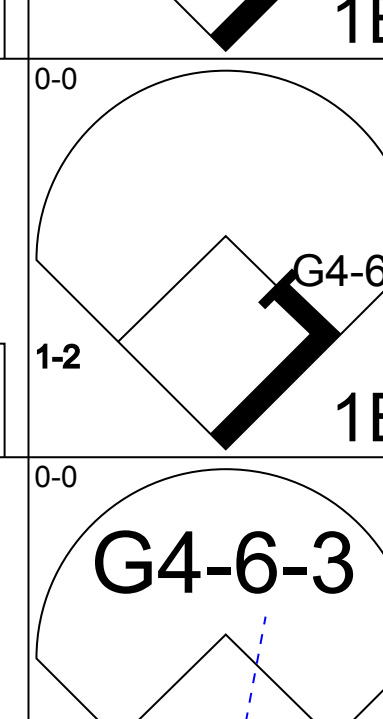
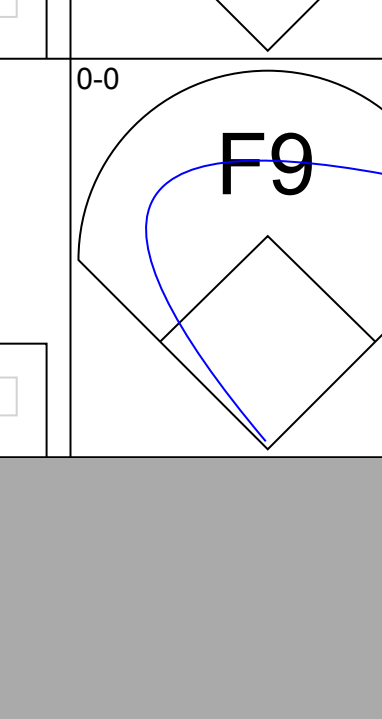
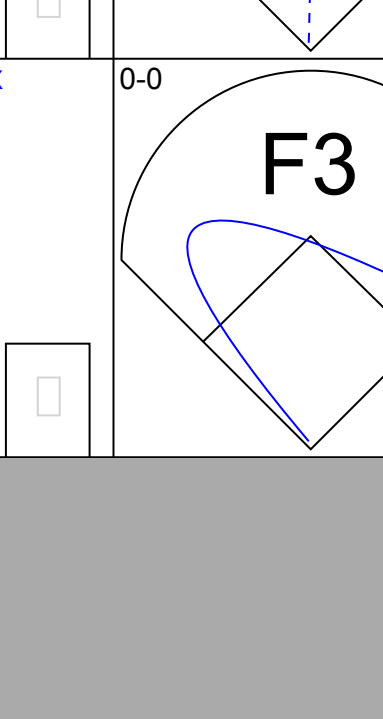
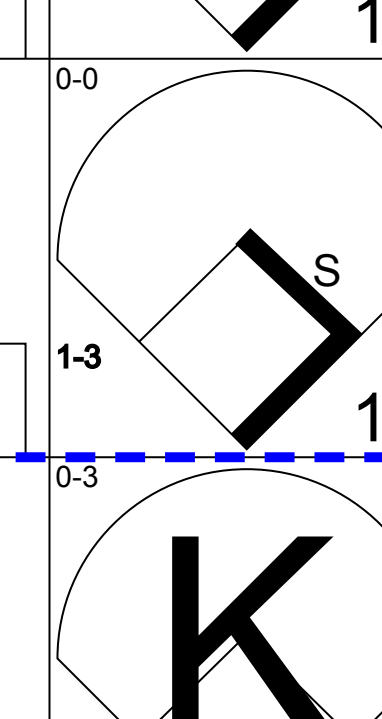
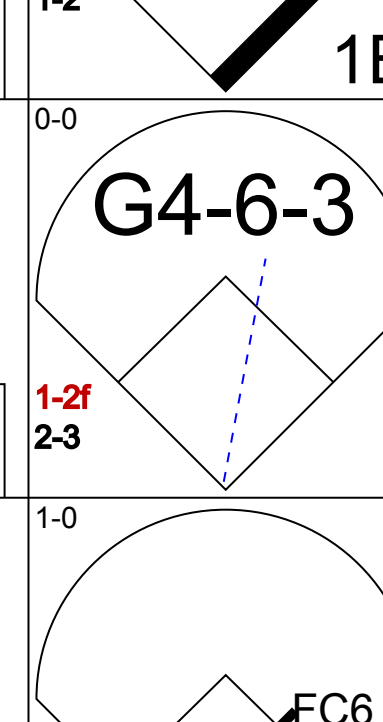
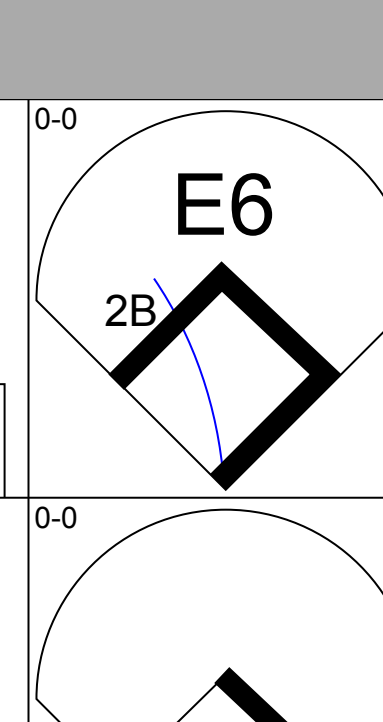
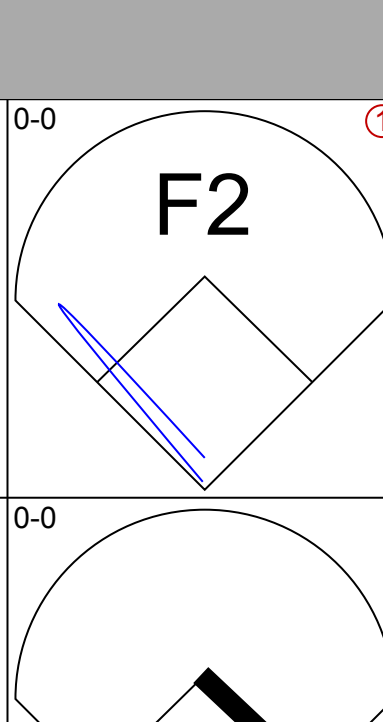
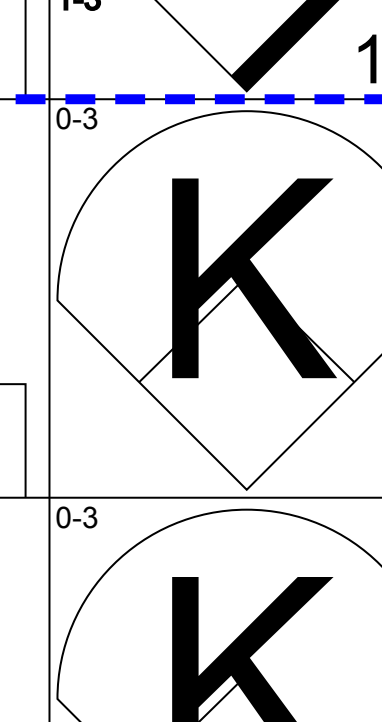
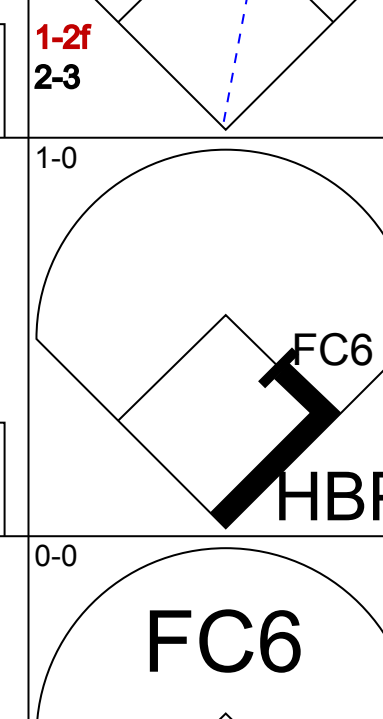
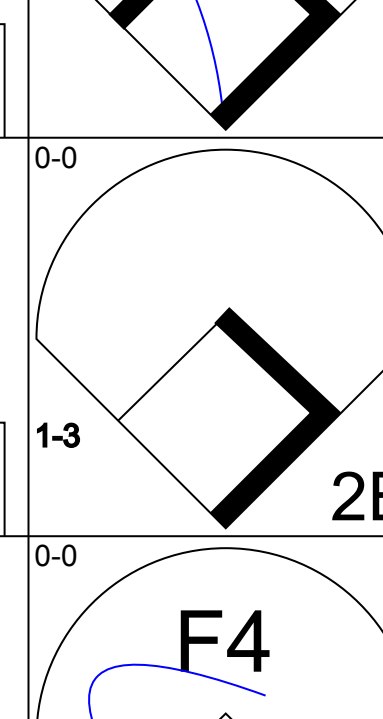
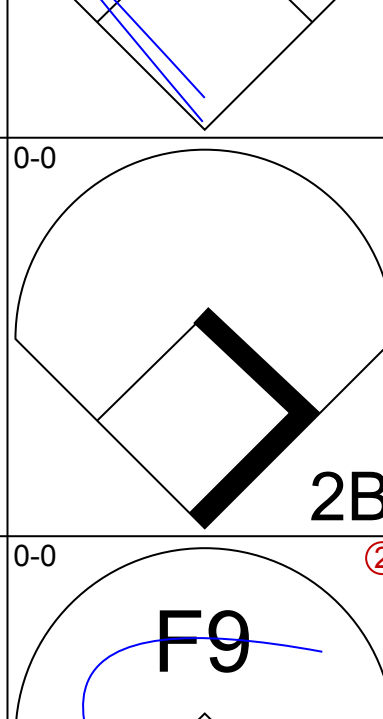
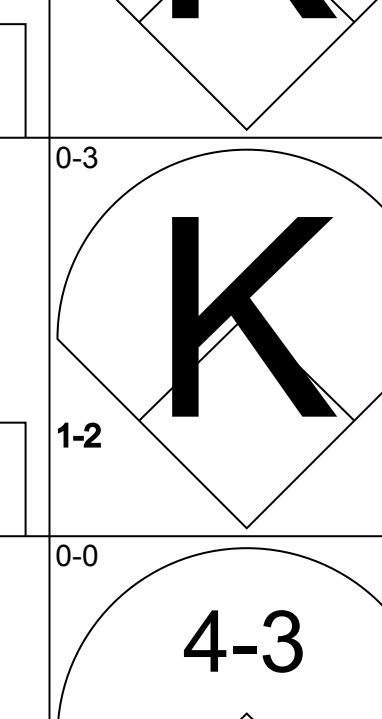
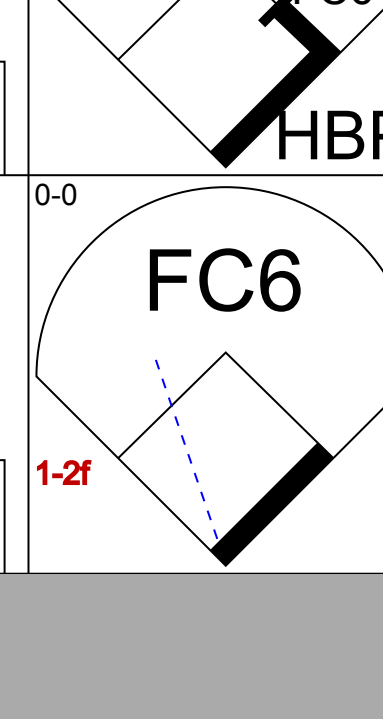
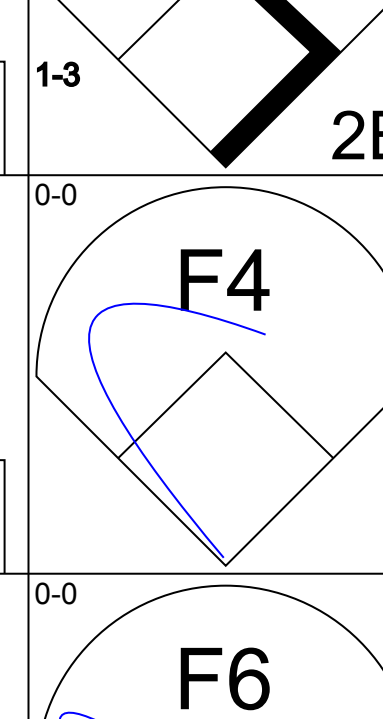
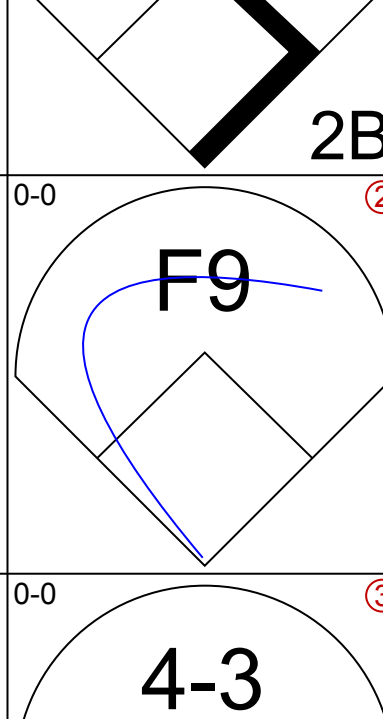
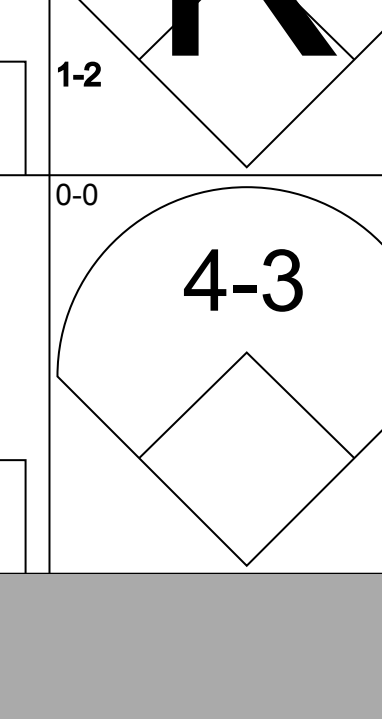
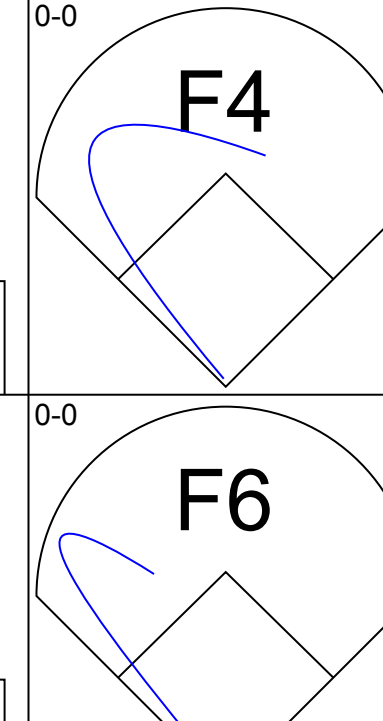
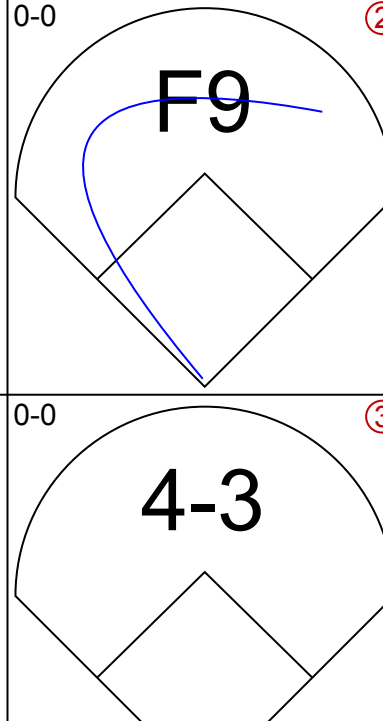
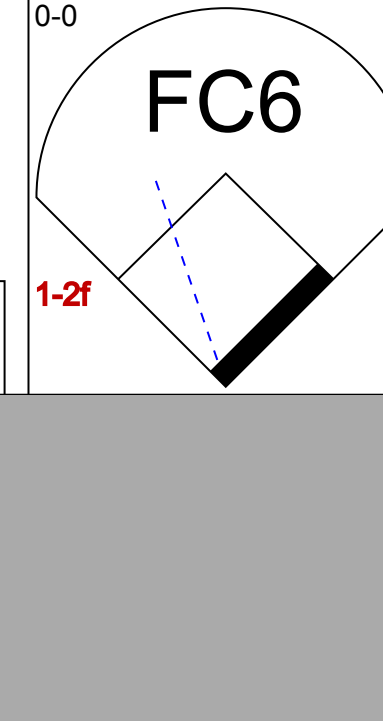
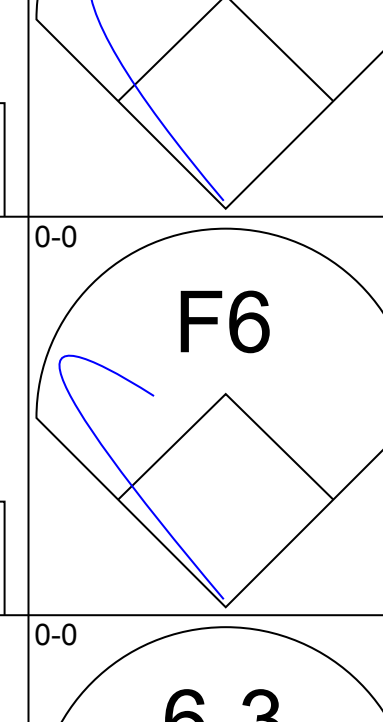
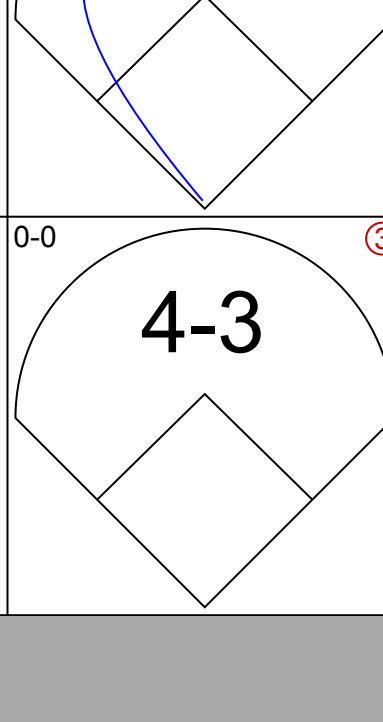
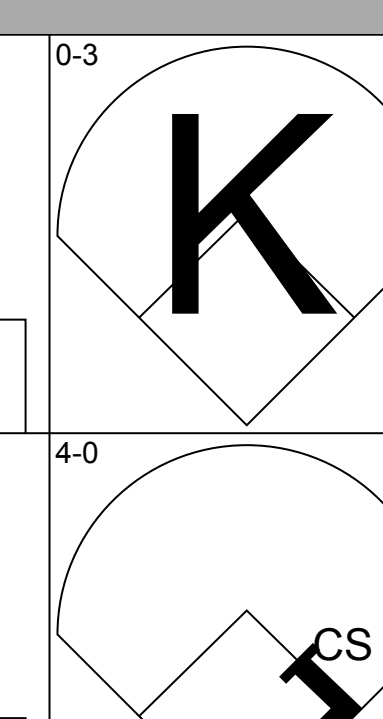
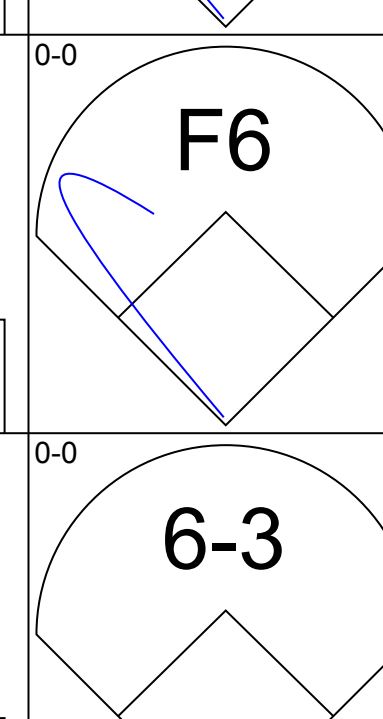
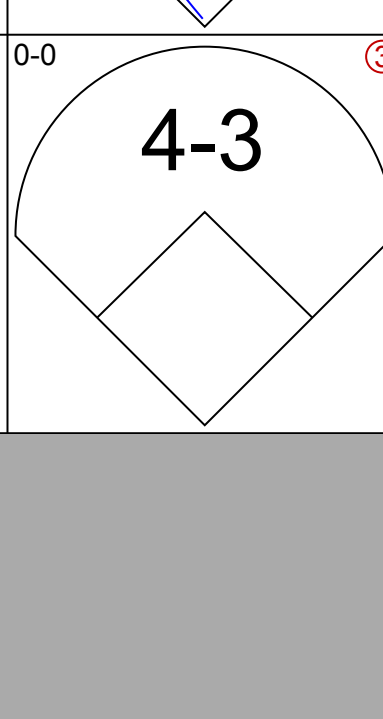
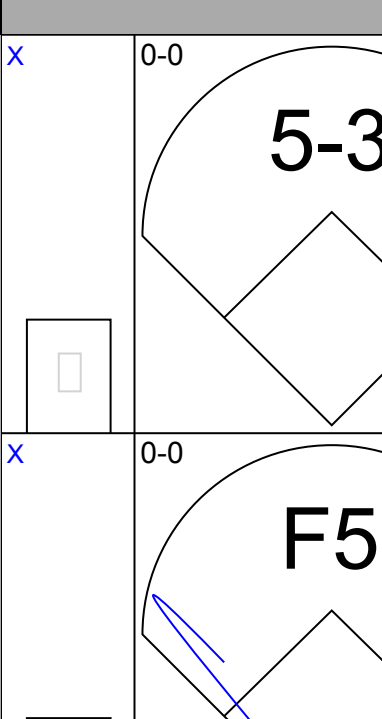
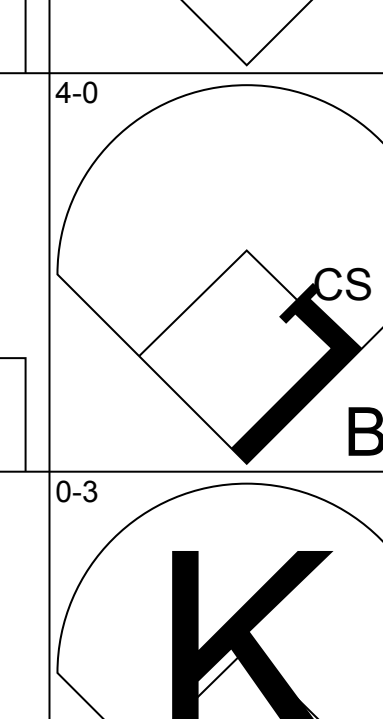
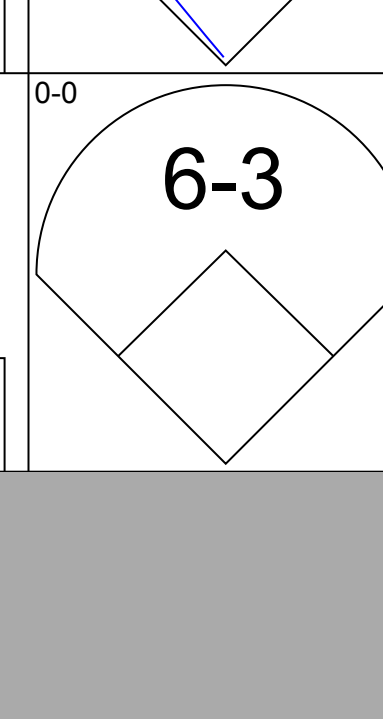

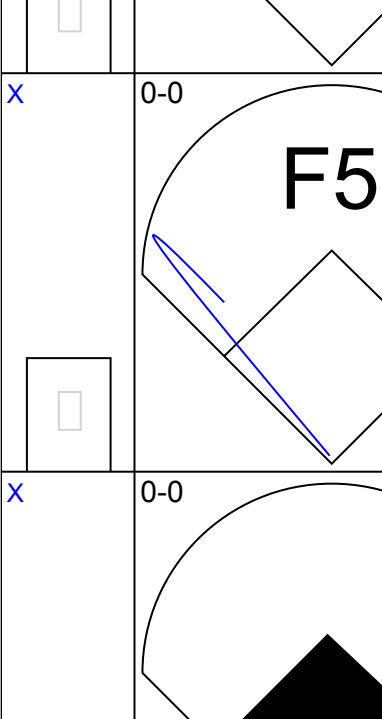

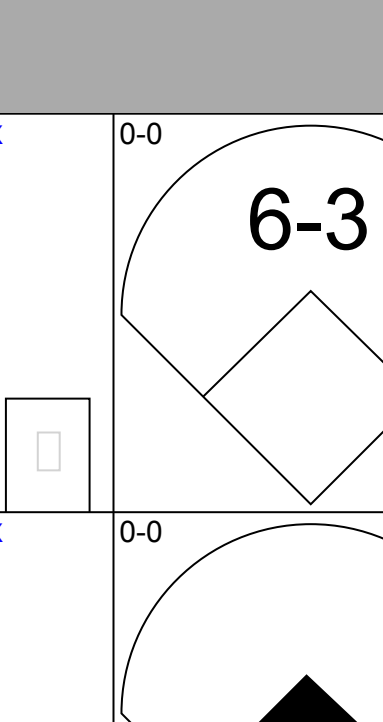
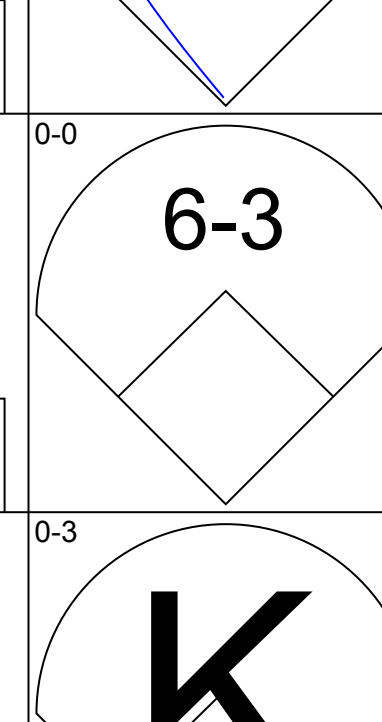
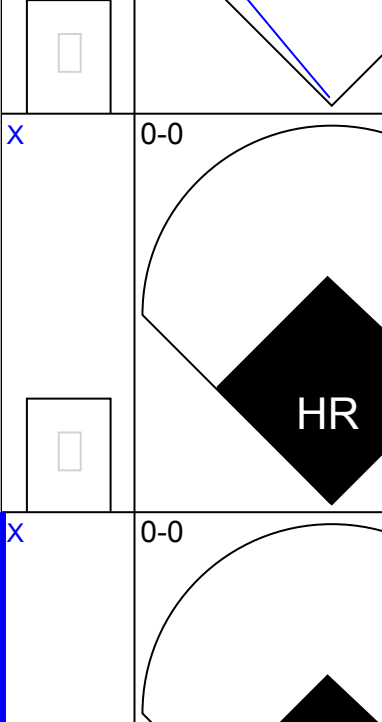
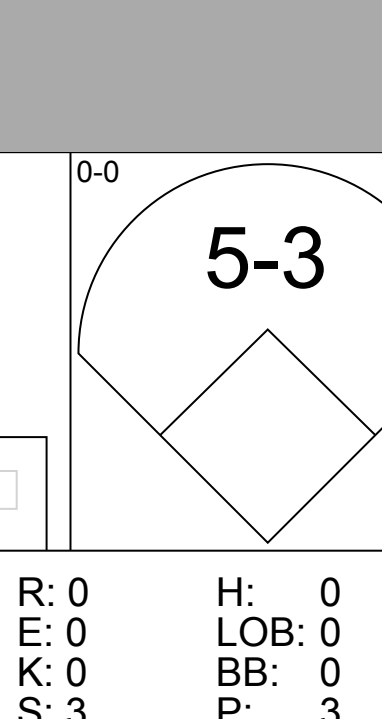

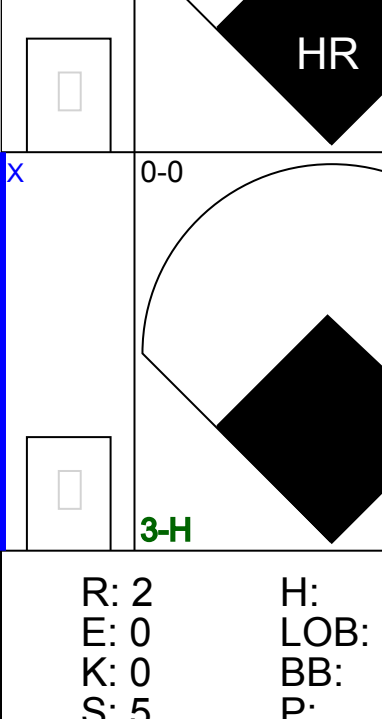
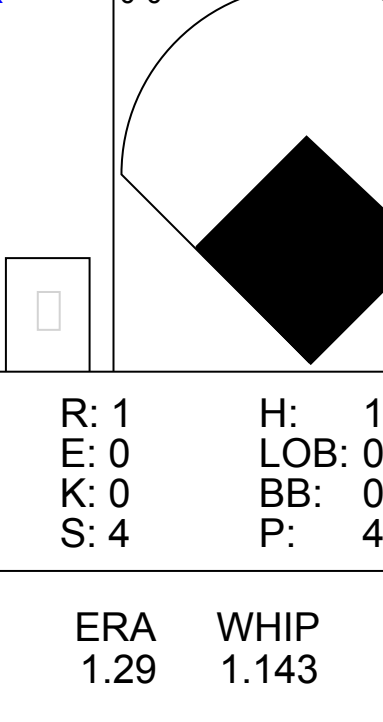
Atlanta Braves @ St. Louis Cardinals
Busch Stadium, St. Louis, MO
Fri Sep 22 1967, 7:05 PM CDT
Alt. 31,933 - Unknown

AB 46
R 5
H 12
RBI 5
BB 3
SO 10
LOB 18



Batter	1	2	3	4	5	6	7	8	9	AB	R	H	RBI	BB	SO	LOB	TOP																					
Felix Millan, R OBP: 0.230, SLG: 0.265 (1, 4)										4	1	1	0	0	1	0	Atlanta Braves @ Cincinnati Reds Crosley Field, Cincinnati, OH Tue Sep 26 1967, 7:05 PM EDT Att: 3,317 - Unknown - 74 F																					
Tito Francona, L OBP: 0.302, SLG: 0.324 (1, 3)										4	0	1	0	0	1	2																						
Hank Aaron, R OBP: 0.369, SLG: 0.579 (1, 9)										4	1	1	3	0	1	1																						
Joe Torre, R OBP: 0.351, SLG: 0.453 (1, 2)										3	1	1	0	1	1	0																						
Clete Boyer, R OBP: 0.295, SLG: 0.432 (1, 5)										4	0	0	0	0	1	2																						
Dave Nicholson, R OBP: 0.400, SLG: 0.375 (1, 7)										3	0	2	1	0	1	0																						
Cito Gaston, R OBP: 0.167, SLG: 0.333 (1, 8)										4	0	0	0	0	1	3																						
Remy Hermoso, R OBP: 0.385, SLG: 0.273 (1, 6)										3	0	1	0	0	0	1																						
Ron Reed, R (1, 1)										3	1	0	0	0	1	1																						
Cecil Upshaw, R OBP: 0.375, SLG: 0.167 (8, 1)										0	0	0	0	0	0	0																						
Inning Stats	R: 0 E: 0 K: 1 S: 5	H: 0 LOB: 0 BB: 0 P: 5	R: 0 E: 0 K: 2 S: 7	H: 0 LOB: 0 BB: 0 P: 7	R: 0 E: 0 K: 1 S: 5	H: 0 LOB: 0 BB: 0 P: 5	R: 0 E: 0 K: 1 S: 5	H: 0 LOB: 0 BB: 0 P: 5	R: 0 E: 0 K: 0 S: 4	H: 2 LOB: 1 BB: 0 P: 4	R: 3 E: 0 K: 2 S: 10	H: 3 LOB: 0 BB: 0 P: 10	R: 0 E: 0 K: 0 S: 4	H: 1 LOB: 1 BB: 0 P: 4	R: 0 E: 0 K: 1 S: 6	H: 1 LOB: 1 BB: 0 P: 6	R: 1 E: 0 K: 0 S: 3	H: 0 LOB: 0 BB: 1 P: 7	1B: 5 2B: 1 3B: 0 HR: 1	SF: 1 SAC: 0 DP: 1 HBP: 0	WP: 1 PA: 34 PB: 0 SB: 1 CS: 0																	
PITCHER	IP	WLS	BF	H	R	ER	SO	BB	IBB	HBP	BLK	WP	HR	S	P	ERA	WHIP	PITCHER				IP	WLS	BF	H	R	ER	SO	BB	IBB	HBP	BLK	WP	HR	S	P	ERA	WHIP
Milt Pappas, R ERA: 3.07 (1, 1)	7.0	L	26	6	3	3	7	0	0	0	0	0	1	40	40	3.86	0.857																					
Don Nottebart, R ERA: 1.67 (8, 1)	2.0	S	8	1	1	1	1	1	0	0	0	1	0	9	13	4.50	1.000																					



Batter	1	2	3	4	5	6	7	8	9	AB	R	H	RBI	BB	SO	LOB	BOTTOM																					
Pete Rose, S OBP: 0.364, SLG: 0.446 (1, 7) (9, 4)										5	0	2	0	0	0	0	Atlanta Braves @ Cincinnati Reds Crosley Field, Cincinnati, OH Tue Sep 26 1967, 7:05 PM EDT Att: 3,317 - Unknown - 74 F																					
Vada Pinson, L OBP: 0.316, SLG: 0.446 (1, 8)										4	0	2	0	0	0	0																						
Tony Perez, R OBP: 0.327, SLG: 0.492 (1, 5)										4	0	0	0	0	1	4																						
Lee May, R OBP: 0.309, SLG: 0.420 (1, 9) (9, 7)										3	0	2	0	0	1	2																						
Tommy Helms, R OBP: 0.300, SLG: 0.344 (1, 4)										3	0	0	0	0	0	5																						
Girardo Ruiz, S OBP: 0.256, SLG: 0.298 (8, 4)										0	0	0	0	0	0	0																						
Art Shamsky, L OBP: 0.267, SLG: 0.278 (8, PH) (9, 9)										1	0	0	0	0	0	2																						
Deron Johnson, R OBP: 0.273, SLG: 0.392 (1, 3)										4	0	0	0	0	1	3																						
Johnny Bench, R OBP: 0.207, SLG: 0.268 (1, 2)										3	0	0	0	1	0	2																						
Leo Cardenas, R OBP: 0.313, SLG: 0.313 (1, 6)										4	1	1	0	0	1	1																						
Milt Pappas, R OBP: 0.133, SLG: 0.139 (1, 1)										2	1	1	1	0	0	0																						
Mei Queen, L OBP: 0.244, SLG: 0.259 (7, PH)										1	0	0	0	0	1	0																						
Don Nottebart, R (8, 1)										0	0	0	0	0	0	0																						
Johnny Edwards, L OBP: 0.260, SLG: 0.258 (8, PH)										1	1	1	2	0	0	0																						
Inning Stats	R: 0 E: 0 K: 0 S: 4	H: 2 LOB: 2 BB: 0 P: 5	R: 0 E: 0 K: 2 S: 6	H: 0 LOB: 0 BB: 1 P: 10	R: 0 E: 0 K: 0 S: 3	H: 0 LOB: 0 BB: 0 P: 3	R: 0 E: 0 K: 0 S: 5	H: 1 LOB: 2 BB: 0 P: 5	R: 1 E: 0 K: 0 S: 4	H: 1 LOB: 0 BB: 0 P: 4	R: 0 E: 0 K: 0 S: 4	H: 1 LOB: 1 BB: 0 P: 4	R: 0 E: 0 K: 1 S: 5	H: 0 LOB: 0 BB: 0 P: 5	R: 0 E: 0 K: 2 S: 9	H: 2 LOB: 2 BB: 0 P: 9	R: 2 E: 0 K: 0 S: 5	H: 2 LOB: 0 BB: 0 P: 5	1B: 4 2B: 2 3B: 1 HR: 2	SF: 0 SAC: 0 DP: 1 HBP: 1	WP: 0 PA: 37 PB: 0 SB: 1 CS: 1																	
PITCHER	IP	WLS	BF	H	R	ER	SO	BB	IBB	HBP	BLK	WP	HR	S	P	ERA	WHIP	PITCHER				IP	WLS	BF	H	R	ER	SO	BB	IBB	HBP	BLK	WP	HR	S	P	ERA	WHIP
Ron Reed, R ERA: 2.03 (1, 1)	7.0	W	29	7	1	1	3	1	0	1	0	0	1	33	38	1.29	1.143																					
Cecil Upshaw, R ERA: 2.76 (8, 1)	2.0	S	8	2	2	2	2	0	0	0	0	0	1	12	12	9.00	1.000																					



Batter	1	2	3	4	5	6	7	8	9	AB	R	H	RBI	BB	SO	LOB	TOP
Felix Millan, R OBP: 0.238, SLG: 0.261 (1, 4)										2	0	0	0	2	0	0	Atlanta Braves @ Cincinnati Reds Crosley Field, Cincinnati, OH Thu Sep 28 1967, 7:05 PM EDT Unknown
Tito Francona, L OBP: 0.299, SLG: 0.320 (1, 3)										4	0	0	0	0	1	3	
Hank Aaron, R OBP: 0.370, SLG: 0.579 (1, 9)										4	0	2	0	0	1	0	
Joe Torre, R OBP: 0.351, SLG: 0.451 (1, 2)										4	0	1	0	0	2	3	
Clete Boyer, R OBP: 0.295, SLG: 0.430 (1, 5)										3	0	0	0	1	2	2	
Dave Nicholson, R OBP: 0.308, SLG: 0.273 (1, 7)										3	0	0	0	0	3	2	
Cito Gaston, R OBP: 0.133, SLG: 0.267 (1, 8)										3	0	0	0	0	0	1	
Remy Hermoso, R OBP: 0.375, SLG: 0.286 (1, 6)										3	0	1	0	0	0	1	
Dick Kelley, R OBP: 0.254, SLG: 0.313 (5, PH)										1	0	0	0	0	1	0	
Charley Litalien, R OBP: 0.278, SLG: 0.294 (6, 1)										1	0	0	0	0	1	0	
Clay Carroll, R OBP: 0.118, SLG: 0.063 (7, 1)										0	0	0	0	0	0	0	
Jay Ritchie, R OBP: 0.352, SLG: 0.500 (8, PH)										0	0	0	0	0	0	0	
Mack Jones, L OBP: 0.352, SLG: 0.426 (8, PH)										1	0	0	0	0	1	1	
Ramon Hernandez, S OBP: 0.352, SLG: 0.426 (8, 1)										0	0	0	0	0	0	0	
Inning Stats	R: 0 E: 0 K: 0 S: 3	H: 1 LOB: 1 BB: 1 P: 7	R: 0 E: 0 K: 2 S: 7	H: 0 LOB: 0 BB: 0 P: 7	R: 0 E: 0 K: 1 S: 5	H: 0 LOB: 0 BB: 0 P: 5	R: 0 E: 0 K: 1 S: 5	H: 0 LOB: 1 BB: 1 P: 9	R: 0 E: 0 K: 3 S: 10	H: 1 LOB: 2 BB: 1 P: 10	R: 0 E: 0 K: 1 S: 6	H: 1 LOB: 2 BB: 1 P: 10	R: 0 E: 0 K: 1 S: 5	H: 1 LOB: 0 BB: 0 P: 5	1B: 4 2B: 0 3B: 0 HR: 0	SF: 0 SAC: 0 DP: 2 HBP: 0	WP: 0 PA: 32 PB: 0 SB: 1 CS: 0
PITCHER Jim Maloney, R ERA: 3.25 (1, 1)	IP: 9.0 WLS: W BF: 32 H: 4 R: 0 ER: 0 SO: 12 BB: 3 IBB: 0 HBP: 0 BLK: 0 WP: 0 HR: 0 S: 53 P: 65 ERA: 0.00 WHIP: 0.778																

Batter	1	2	3	4	5	6	7	8	9	AB	R	H	RBI	BB	SO	LOB	BOTTOM
Pete Rose, S OBP: 0.363, SLG: 0.444 (1, 7)										5	1	1	1	0	0	2	Atlanta Braves @ Cincinnati Reds Crosley Field, Cincinnati, OH Thu Sep 28 1967, 7:05 PM EDT Unknown
Vada Pinson, L OBP: 0.316, SLG: 0.449 (1, 8)										5	2	2	2	0	1	2	
Tony Perez, R OBP: 0.329, SLG: 0.492 (1, 5)										4	1	2	1	0	0	0	
Lee May, R OBP: 0.308, SLG: 0.418 (1, 9) (7, 3)										4	1	1	1	0	0	2	
Tommy Helms, R OBP: 0.299, SLG: 0.345 (1, 4)										4	0	1	0	0	0	4	
Deron Johnson, R OBP: 0.271, SLG: 0.389 (1, 3)										3	0	0	0	0	2	2	
Tommy Harper, R OBP: 0.299, SLG: 0.339 (7, 9)										1	1	1	1	0	0	0	
Johnny Bench, R OBP: 0.209, SLG: 0.259 (1, 2)										3	1	0	0	1	2	1	
Leo Cardenas, R OBP: 0.318, SLG: 0.319 (1, 6)										3	1	2	0	1	1	0	
Jim Maloney, L OBP: 0.157, SLG: 0.217 (1, 1)										3	0	0	0	0	2	3	
Inning Stats	R: 1 E: 0 K: 0 S: 5	H: 2 LOB: 1 BB: 0 P: 5	R: 0 E: 0 K: 2 S: 8	H: 1 LOB: 0 BB: 0 P: 8	R: 0 E: 0 K: 2 S: 8	H: 1 LOB: 1 BB: 0 P: 8	R: 0 E: 0 K: 0 S: 4	H: 1 LOB: 1 BB: 0 P: 4	R: 7 E: 2 K: 2 S: 13	H: 4 LOB: 0 BB: 1 P: 17	R: 0 E: 0 K: 2 S: 8	H: 1 LOB: 1 BB: 0 P: 8	1B: 7 2B: 2 3B: 1 HR: 0	SF: 0 SAC: 1 DP: 0 HBP: 0	WP: 0 PA: 38 PB: 0 SB: 1 CS: 0		
PITCHER Dick Kelley, L ERA: 3.77 (6, 1)	IP: 5.0 WLS: L BF: 20 H: 4 R: 1 ER: 1 SO: 4 BB: 1 IBB: 0 HBP: 0 BLK: 0 WP: 0 HR: 0 S: 27 P: 31 ERA: 1.80 WHIP: 1.000																
Clay Carroll, R ERA: 5.89 (6, 1)	IP: 1.1 WLS: L BF: 10 H: 4 R: 5 ER: 4 SO: 1 BB: 1 IBB: 0 HBP: 0 BLK: 0 WP: 0 HR: 0 S: 11 P: 15 ERA: 27.00 WHIP: 3.750																
Jay Ritchie, R ERA: 3.01 (7, 1)	IP: 0.2 WLS: L BF: 4 H: 1 R: 2 ER: 0 SO: 1 BB: 0 IBB: 0 HBP: 0 BLK: 0 WP: 0 HR: 0 S: 6 P: 6 ERA: 0.00 WHIP: 1.500																
Ramon Hernandez, L ERA: 4.38 (8, 1)	IP: 1.0 WLS: L BF: 4 H: 1 R: 0 ER: 0 SO: 2 BB: 0 IBB: 0 HBP: 0 BLK: 0 WP: 0 HR: 0 S: 8 P: 8 ERA: 0.00 WHIP: 1.000																

AB	29
R	0
H	4
RBI	0
BB	3
SO	12
LOB	13

AB	35
R	8
H	10
RBI	6
BB	2
SO	8
LOB	16



Batter	1	2	3	4	5	6	7	8	9	AB	R	H	RBI	BB	SO	LOB	TOP					
Felix Millan, R OBP: 0.262, SLG: 0.325 (1, 4)	0-0 L6-3 1B			0-0 3B		0-0 1-3 1B		0-0 HR		4	1	4	1	0	0	0	Atlanta Braves @ Cincinnati Reds Crosley Field, Cincinnati, OH Thu Sep 28 1967, 7:05 PM EDT Att: 1,399 - Unknown					
Gary Geiger, L OBP: 0.285, SLG: 0.214 (1, 9)	0-0 L6-3 1-2			0-0 F8		0-0 F3		0-0 F9		4	0	0	0	0	0	4						
Tito Francona, L OBP: 0.297, SLG: 0.318 Joe Torre, R OBP: 0.349, SLG: 0.449 (6, PH) (6, 3)	0-3 K			0-3 K		0-0 L7		0-0 1-3		2	0	0	0	0	2	1						
Clete Boyer, R OBP: 0.295, SLG: 0.429 (1, 5)		0-0 4-3		0-0 5-3				0-0 1B		4	0	1	0	0	0	1						
Dave Nicholson, R OBP: 0.294, SLG: 0.214 (1, 7)		4-0 G4-6-3 BB				0-0 F2		0-0 F2		3	0	0	0	1	0	1						
Cito Gaston, R OBP: 0.105, SLG: 0.211 (1, 8)		0-0 G4-6-3 1-2				0-0 F8		0-0 F3		4	0	0	0	0	0	2						
Remy Hermoso, R OBP: 0.368, SLG: 0.294 (1, 6)			0-0 4-3		0-0 1-3			0-0 1-2 1B		3	0	1	0	0	0	0						
Bob Uecker, R OBP: 0.245, SLG: 0.220 (1, 2)			0-0 F3			0-0 1B		0-0 F7		3	0	1	0	0	0	2						
Pat Jarvis, R OBP: 0.122, SLG: 0.085 Charlie Lau, L OBP: 0.271, SLG: 0.288 Ed Rakow, S (6, 1) Ramon Hernandez, S (7, 1) Miguel de la Hoz, R OBP: 0.226, SLG: 0.289 (7, 6)			0-3 K			0-0 F3		0-0 F5		1	0	0	0	0	1	0						
Inning Stats	R: 0 E: 0 K: 1 S: 5	H: 1 LOB: 0 BB: 0 P: 5	R: 0 E: 0 K: 0 S: 2	H: 0 LOB: 0 BB: 1 P: 6	R: 0 E: 0 K: 1 S: 5	H: 0 LOB: 0 BB: 0 P: 5	R: 0 E: 0 K: 1 S: 6	H: 1 LOB: 1 BB: 0 P: 6	R: 0 E: 0 K: 0 S: 3	H: 0 LOB: 0 BB: 0 P: 3	R: 0 E: 0 K: 0 S: 5	H: 2 LOB: 2 BB: 0 P: 5	R: 0 E: 0 K: 0 S: 5	H: 2 LOB: 2 BB: 0 P: 5	R: 1 E: 0 K: 0 S: 4	H: 1 LOB: 0 BB: 0 P: 4		R: 0 E: 0 K: 0 S: 3	H: 0 LOB: 0 BB: 0 P: 3	1B: 5 2B: 1 3B: 1 HR: 1	SF: 0 SAC: 0 DP: 2 HBP: 0	WP: 0 PB: 0 SB: 0 CS: 0
PITCHER Sammy Ellis, R ERA: 3.84 (1, 1)	IP: 9.0 WLS: W BF: 33 H: 7 R: 1 ER: 1 SO: 3 BB: 1 IBB: 0 HBP: 0 BLK: 0 WP: 0 HR: 1 S: 38 P: 42 ERA: 1.00 WHIP: 0.889																					

Batter	1	2	3	4	5	6	7	8	9	AB	R	H	RBI	BB	SO	LOB	BOTTOM			
Pete Rose, S OBP: 0.362, SLG: 0.447 (1, 7)	0-0 HR	0-0 F3		0-0 FC8-4 1-2 3-H		0-0 6-3 1-2	0-0 1-3			5	1	1	2	0	0	4	Atlanta Braves @ Cincinnati Reds Crosley Field, Cincinnati, OH Thu Sep 28 1967, 7:05 PM EDT Att: 1,399 - Unknown			
Tommy Helms, R OBP: 0.304, SLG: 0.353 (1, 4)	4-0 1B BB		0-0 1B SF8 2B	0-0 F7		0-0 2B		0-0 1B		4	3	3	1	1	0	1				
Vada Pinson, L OBP: 0.317, SLG: 0.449 Tommy Harper, R OBP: 0.298, SLG: 0.338 (7, 8)	0-0 1B		0-0 2-3 1B		0-0 F6	0-0 1-3		0-0 F2		4	0	2	0	0	0	1				
Lee May, R OBP: 0.314, SLG: 0.425 (1, 3)	0-0 3-1 1B		0-0 F4		0-0 2B		0-0 1B 1B	0-0 E 1B		5	1	4	1	0	0	2				
Tony Perez, R OBP: 0.328, SLG: 0.491 (1, 5)	0-0 F6		0-0 SF8		0-0 F4		0-0 1B FC4-6 1B	0-0 E4		4	1	1	1	0	0	4				
Art Shamsky, L OBP: 0.285, SLG: 0.275 (1, 9)	0-0 3-1 1-2		0-0 G3		0-0 4-3		0-0 FC4-6 1B	0-3 K2-4-1-2		5	0	1	1	0	1	6				
Johnny Edwards, L OBP: 0.280, SLG: 0.257 (1, 2)	0-0 5-3			0-0 4-3		0-0 4-3 1B 1B	0-0 FC4-6 1B			4	1	1	1	0	0	3				
Leo Cardenas, R OBP: 0.319, SLG: 0.326 (1, 6)		0-0 4-3		0-0 FC8-4 3B		0-0 4-3	0-0 1-2 1B			4	1	2	0	0	0	1				
Sammy Ellis, L OBP: 0.151, SLG: 0.082 (1, 1)		0-3 K		4-0 FC8-4 BB		0-0 WP 2B 1B	0-3 K			3	1	1	1	1	2	2				
Inning Stats	R: 2 E: 0 K: 0 S: 6	H: 3 LOB: 2 BB: 1 P: 10	R: 0 E: 0 K: 1 S: 5	H: 0 LOB: 0 BB: 0 P: 5	R: 1 E: 0 K: 0 S: 5	H: 2 LOB: 1 BB: 0 P: 5	R: 1 E: 0 K: 0 S: 4	H: 1 LOB: 1 BB: 1 P: 8	R: 0 E: 0 K: 0 S: 4	H: 1 LOB: 1 BB: 0 P: 4	R: 2 E: 0 K: 1 S: 9	H: 4 LOB: 2 BB: 0 P: 9	R: 1 E: 1 K: 1 S: 7	H: 2 LOB: 2 BB: 0 P: 7	R: 0 E: 0 K: 0 S: 3	H: 0 LOB: 0 BB: 0 P: 3		1B: 11 2B: 4 3B: 1 HR: 1	SF: 1 SAC: 0 DP: 1 HBP: 0	WP: 2 PB: 0 SB: 0 CS: 0
PITCHER Pat Jarvis, R ERA: 3.66 Ed Rakow, R ERA: 5.29 Ramon Hernandez, L ERA: 4.21 (1, 1) (6, 1) (7, 1)	IP: 5.0 WLS: L BF: 24 H: 7 R: 4 ER: 4 SO: 4 BB: 2 IBB: 0 HBP: 0 BLK: 0 WP: 2 HR: 1 S: 24 P: 32 ERA: 7.20 WHIP: 1.800																			



Batter	1	2	3	4	5	6	7	8	9	AB	R	H	RBI	BB	SO	LOB	TOP								
Lou Brock, L OBP: 0.326, SLG: 0.472 (1, 7)										4	2	3	0	0	0	0	St. Louis Cardinals @ Atlanta Braves Atlanta Stadium, Atlanta, GA Sat Sep 30 1967, 3:33 AM EDT Att: 5,604 - Unknown								
Bobby Tolan, L OBP: 0.310, SLG: 0.371 (1, 8) (6, 3)										3	1	2	0	1	0	1									
Roger Maris, L OBP: 0.347, SLG: 0.401 (1, 9) (6, 8) (7, 9)										4	0	1	1	0	1	4									
Orlando Cepeda, R OBP: 0.402, SLG: 0.528 (1, 3) Ed Spiezio, R OBP: 0.295, SLG: 0.314 (6, 9) (7, 5)										3	0	1	2	0	0	1									
Tim McCarver, L OBP: 0.371, SLG: 0.454 (1, 2)										4	0	0	0	0	0	3									
Mike Shannon, R OBP: 0.303, SLG: 0.372 (1, 5) Alex Johnson, R OBP: 0.271, SLG: 0.314 (7, 8)										3	0	0	0	0	0	1									
Phil Gagliano, R OBP: 0.283, SLG: 0.281 (1, 4)										4	0	0	0	0	0	0									
Dal Maxvill, R OBP: 0.297, SLG: 0.280 (1, 6)										3	0	0	0	0	0	0									
Dick Hughes, R OBP: 0.150, SLG: 0.128 (1, 1)										3	0	0	0	0	1	0									
Inning Stats	R: 1 E: 1 K: 0 S: 5	H: 2 LOB: 1 BB: 0 P: 5	R: 0 E: 0 K: 0 S: 3	H: 0 LOB: 0 BB: 0 P: 3	R: 0 E: 1 K: 2 S: 8	H: 1 LOB: 1 BB: 0 P: 8	R: 0 E: 0 K: 0 S: 3	H: 1 LOB: 0 BB: 0 P: 3	R: 0 E: 0 K: 0 S: 3	H: 0 LOB: 0 BB: 0 P: 3	R: 2 E: 0 K: 0 S: 5	H: 2 LOB: 0 BB: 0 P: 5	R: 0 E: 0 K: 0 S: 3	H: 0 LOB: 0 BB: 0 P: 3	R: 0 E: 0 K: 0 S: 4	H: 1 LOB: 2 BB: 1 P: 8		R: 0 E: 0 K: 0 S: 3	H: 0 LOB: 0 BB: 0 P: 3	1B: 7 2B: 0 3B: 0 HR: 0	SF: 0 SAC: 0 DP: 2 HBP: 0	WP: 0 PB: 0 SB: 2 CS: 0	PA: 34		
PITCHER	IP	WLS	BF	H	R	ER	SO	BB	IBB	HBP	BLK	WP	HR	S	P	ERA	WHIP								
Jim Britton, R ERA: 6.08 (1, 1)	8.0	L	31	7	3	3	2	1	0	0	0	0	0	34	38	3.38	1.000								
Clay Carroll, R ERA: 5.52 (9, 1)	1.0		3	0	0	0	0	0	0	0	0	0	0	3	3	0.00	0.000								

livebaseballscores.com

AB	33
R	3
H	7
RBI	3
BB	1
SO	2
LOB	12



Batter	1	2	3	4	5	6	7	8	9	AB	R	H	RBI	BB	SO	LOB	BOTTOM								
Remy Hermoso, R OBP: 0.357, SLG: 0.308 (1, 6)										4	1	1	0	0	1	0	St. Louis Cardinals @ Atlanta Braves Atlanta Stadium, Atlanta, GA Sat Sep 30 1967, 3:33 AM EDT Att: 5,604 - Unknown								
Felix Milten, R OBP: 0.255, SLG: 0.318 (1, 4)									4	0	0	0	0	0	1										
Mike Lum, L OBP: 0.259, SLG: 0.231 (1, 8)									4	0	0	0	0	0	1										
Joe Torre, R OBP: 0.348, SLG: 0.448 (1, 2)									3	0	1	1	0	0	0										
Clete Boyer, R OBP: 0.293, SLG: 0.424 (1, 5)									3	0	0	0	0	0	1										
Rico Carty, R OBP: 0.332, SLG: 0.405 (1, 3)									3	0	0	0	0	1	0										
Dave Nicholson, R OBP: 0.280, SLG: 0.227 (1, 7)									3	0	0	0	0	1	0										
Cito Gaston, R OBP: 0.120, SLG: 0.200 (1, 9)									3	0	1	0	0	1	0										
Jim Britton, R (8, PH) Hank Aaron, R OBP: 0.370, SLG: 0.576 (8, PH) Clay Carroll, R OBP: 0.118, SLG: 0.063 (9, 1)									2	0	0	0	0	1	1										
Inning Stats	R: 0 E: 0 K: 1 S: 5	H: 0 LOB: 0 BB: 0 P: 5	R: 0 E: 0 K: 0 S: 3	H: 0 LOB: 0 BB: 0 P: 3	R: 0 E: 0 K: 1 S: 5	H: 0 LOB: 0 BB: 0 P: 5	R: 1 E: 1 K: 0 S: 5	H: 2 LOB: 1 BB: 0 P: 5	R: 0 E: 0 K: 0 S: 4	H: 1 LOB: 1 BB: 0 P: 4	R: 0 E: 0 K: 0 S: 3	H: 0 LOB: 0 BB: 0 P: 3	R: 0 E: 0 K: 1 S: 9	H: 0 LOB: 0 BB: 0 P: 9	R: 0 E: 0 K: 0 S: 3	H: 0 LOB: 0 BB: 0 P: 3		1B: 2 2B: 1 3B: 0 HR: 0	SF: 0 SAC: 0 DP: 0 HBP: 0	WP: 0 PB: 0 SB: 0 CS: 0	PA: 30				
PITCHER	IP	WLS	BF	H	R	ER	SO	BB	IBB	HBP	BLK	WP	HR	S	P	ERA	WHIP								
Dick Hughes, R ERA: 2.67 (1, 1)	9.0	W	30	3	1	0	6	0	0	0	0	0	0	42	42	0.00	0.333								

livebaseballscores.com

AB	30
R	1
H	3
RBI	1
BB	0
SO	6
LOB	4



Batter	1	2	3	4	5	6	7	8	9	AB	R	H	RBI	BB	SO	LOB	TOP			
Lou Brock, L OBP: 0.327, SLG: 0.472 (1, 7)										4	1	2	0	0	2	1	St. Louis Cardinals @ Atlanta Braves Atlanta Stadium, Atlanta, GA Sun Oct 01 1967, 3:33 AM EDT Att: 10,465 - Unknown			
Curt Flood, R OBP: 0.376, SLG: 0.414 (1, 8)										3	1	3	2	0	0					
Roger Maris, L OBP: 0.346, SLG: 0.405 (1, 9)										4	0	1	2	0	0	3				
Orlando Cepeda, R OBP: 0.399, SLG: 0.524 (1, 3)										4	1	0	0	0	2					
Tim McCarver, L OBP: 0.369, SLG: 0.452 Dave Ricketts, S OBP: 0.295, SLG: 0.384 (4, 2)										2	0	0	0	0	0	0				
Mike Shannon, R OBP: 0.302, SLG: 0.369 (1, 5)										3	0	0	0	1	1	0				
Julian Javier, R OBP: 0.314, SLG: 0.404 (1, 4)										4	0	0	0	0	2	1				
Dal Maxvill, R OBP: 0.297, SLG: 0.279 (1, 6)										4	2	1	0	0	1	0				
Nelson Briles, R OBP: 0.209, SLG: 0.150 Bobby Tolan, L OBP: 0.309, SLG: 0.370 Jack Lamabe, R OBP: 0.188, SLG: 0.133 (9, PH)										2	0	0	0	0	1	1				
										1	0	0	0	0	0	0				
										0	0	0	0	0	0	0				
Inning Stats	R: 0 E: 0 K: 1 S: 6	H: 1 LOB: 1 BB: 0 P: 6	R: 0 E: 0 K: 1 S: 5	H: 0 LOB: 0 BB: 0 P: 5	R: 1 E: 0 K: 1 S: 7	H: 2 LOB: 1 BB: 0 P: 7	R: 0 E: 0 K: 0 S: 3	H: 0 LOB: 0 BB: 0 P: 3	R: 0 E: 0 K: 2 S: 7	H: 0 LOB: 0 BB: 0 P: 7	R: 0 E: 0 K: 1 S: 5	H: 0 LOB: 0 BB: 0 P: 5	R: 0 E: 0 K: 0 S: 3	H: 0 LOB: 0 BB: 0 P: 3	R: 0 E: 0 K: 0 S: 3	H: 0 LOB: 0 BB: 0 P: 3	1B: 5 2B: 1 3B: 1 HR: 0	SF: 1 SAC: 1 DP: 0 HBP: 0	WP: 1 PB: 1 SB: 0 CS: 0	PA: 36
PITCHER	IP WLS BF H R ER SO BB IBB HBP BLK WP HR S P ERA WHIP																			
Ron Reed, R ERA: 2.95 (1, 1)	8.0 L 33 7 5 4 7 1 0 0 0 0 0 0 46 50 4.50 1.000																			
Cecil Upshaw, R ERA: 2.99 (9, 1)	1.0 S 3 0 0 0 0 0 0 0 0 0 0 0 3 3 0.00 0.000																			

Batter	1	2	3	4	5	6	7	8	9	AB	R	H	RBI	BB	SO	LOB	BOTTOM					
Felix Millan, R OBP: 0.266, SLG: 0.346 (1, 4)										4	2	2	1	0	0	0	St. Louis Cardinals @ Atlanta Braves Atlanta Stadium, Atlanta, GA Sun Oct 01 1967, 3:33 AM EDT Att: 10,465 - Unknown					
Mack Jones, L OBP: 0.355, SLG: 0.434 (1, 8)										2	0	0	1	2	0	0						
Hank Aaron, R OBP: 0.369, SLG: 0.573 (1, 9)										4	0	1	0	0	0	1						
Joe Torre, R OBP: 0.345, SLG: 0.444 (1, 2)										4	0	0	0	0	2	2						
Clete Boyer, R OBP: 0.292, SLG: 0.423 (1, 5)										4	0	1	0	0	2	2						
Rico Carty, R OBP: 0.329, SLG: 0.401 (1, 3)										4	0	0	0	0	1	1						
Dave Nicholson, R OBP: 0.250, SLG: 0.200 (1, 7)										3	0	0	0	0	2	1						
Woody Woodward, R OBP: 0.287, SLG: 0.270 (1, 6)										3	0	0	0	0	1	1						
Ron Reed, R Miguel de la Hoz, R OBP: 0.224, SLG: 0.287 Cecil Upshaw, R OBP: 0.375, SLG: 0.167 (8, PH)										2	0	0	0	0	2	0						
										1	0	0	0	0	0	0						
										0	0	0	0	0	0	0						
Inning Stats	R: 0 E: 0 K: 1 S: 6	H: 1 LOB: 2 BB: 1 P: 10	R: 0 E: 0 K: 0 S: 3	H: 0 LOB: 0 BB: 0 P: 3	R: 1 E: 1 K: 1 S: 6	H: 1 LOB: 0 BB: 0 P: 6	R: 0 E: 0 K: 0 S: 3	H: 0 LOB: 0 BB: 0 P: 3	R: 0 E: 0 K: 2 S: 7	H: 0 LOB: 0 BB: 0 P: 7	R: 1 E: 0 K: 0 S: 4	H: 1 LOB: 0 BB: 0 P: 4	R: 0 E: 0 K: 1 S: 6	H: 1 LOB: 1 BB: 0 P: 6	R: 0 E: 0 K: 0 S: 3	H: 0 LOB: 1 BB: 1 P: 7	R: 0 E: 0 K: 1 S: 5	H: 0 LOB: 0 BB: 0 P: 5	1B: 3 2B: 0 3B: 0 HR: 1	SF: 0 SAC: 0 DP: 0 HBP: 0	WP: 0 PB: 0 SB: 0 CS: 0	PA: 33
PITCHER	IP WLS BF H R ER SO BB IBB HBP BLK WP HR S P ERA WHIP																					
Nelson Briles, R ERA: 2.43 (1, 1)	8.0 W 30 4 2 1 5 2 0 0 0 0 0 1 38 46 1.12 0.750																					
Jack Lamabe, R ERA: 3.2 (9, 1)	1.0 S 3 0 0 0 1 0 0 0 0 0 0 0 5 5 0.00 0.000																					