Atlanta Braves - 1968

Atlanta Braves @ St. Louis Cardinals

Busch Stadium, St. Louis, MO

Wed Apr 10 1968, 6:05 PM CST

Att. 34,740 - Unknown - 55 F

TOP

livebaseballscorecards.com

Batter	1	2	3	4	5	6	7	8	9	AB	R	H	RBI	BB	SO	LOB
Felipe Alou, R (1, 8)	P6		F9		FC1-5-2-6 2-3 3-H			F5		4	0	0	0	0	0	3
Sonny Jackson, L (1, 6)	F6		F7			1-3		G3		4	0	0	0	0	0	1
Hank Aaron, R (1, 9)	F8		F8			6-3			K	4	0	0	0	0	1	0
Joe Torre, R (1, 2)		F8		F9		F9			F9	4	0	0	0	0	0	0
Clete Boyer, R (1, 5) OBP: 0.250, SLG: 0.250		FC6-4 E BB 1B		6-3			F9		K	4	1	1	0	0	1	0
Deron Johnson, R (1, 3)		BBBB 4-0 FC6-4 1-2 BB		4-3			F9			2	0	0	0	1	0	0
Mike Lum, L (1, 7) OBP: 0.333, SLG: 0.333		FC6-4 E 1-2f 2-3			SH4-3 1B FC1-5-2-6 1B		5-3			3	0	1	0	0	0	2
Felix Millan, R (1, 4) OBP: 0.667, SLG: 0.500		E7 1-3 3-H			FC1-5-2-6 SH4-3 1-2 1B			BBBB 4-0 SH1-4 BB		2	0	1	0	1	0	1
Pat Jarvis, R (1, 1) Ken Johnson, R (9, 1)		F7			SH4-3 1-2 2-3			SH1-4 1-2		1 0	0 0	0 0	0 0	0 0	0 0	2 0
Inning Stats	R: 0 E: 0 K: 0 S: 3 H: 0 LOB: 0 BB: 0 P: 3	R: 1 E: 1 K: 0 S: 5 H: 1 LOB: 2 BB: 1 P: 9	R: 0 E: 0 K: 0 S: 3 H: 0 LOB: 0 BB: 0 P: 3	R: 0 E: 0 K: 0 S: 3 H: 0 LOB: 0 BB: 0 P: 3	R: 0 E: 0 K: 0 S: 4 H: 2 LOB: 1 BB: 0 P: 4	R: 0 E: 0 K: 0 S: 3 H: 0 LOB: 0 BB: 0 P: 3	R: 0 E: 0 K: 0 S: 3 H: 0 LOB: 0 BB: 0 P: 3	R: 0 E: 0 K: 0 S: 3 H: 0 LOB: 1 BB: 1 P: 7	R: 0 E: 0 K: 2 S: 7 H: 0 LOB: 0 BB: 0 P: 7	1B: 3 2B: 1 3B: 0 HR: 0 SF: 0 SAC: 2 DP: 1 HBP: 0						

	AB	28
	R	1
	H	3
	RBI	0
	BB	2
	SO	2
	LOB	9

PITCHER		IP	WLS	BF	H	R	ER	SO	BB	IBB	HBP	BLK	WP	HR	S	P	ERA	WHIP
Bob Gibson, R	(1, 1)	7.0		25	3	1	0	0	1	0	0	0	0	0	24	28	0.00	0.571
ERA:																		
Ray Washburn, R	(8, 1)	2.0	W	7	0	0	0	2	1	0	0	0	0	0	10	14	0.00	0.500
ERA:																		

PITCHER	IP	WLS	BF	H	R	ER	SO	BB	IBB	HBP	BLK	WP	HR	S	P	ERA	WHIP

Batter	1	2	3	4	5	6	7	8	9	AB	R	H	RBI	BB	SO	LOB
Lou Brock, L (1, 7) OBP: 0.250, SLG: 0.250	6-3		F2			FC6-5 1-2 1B		4-3		4	0	1	0	0	0	0
Curt Flood, R (1, 8) OBP: 0.250, SLG: 0.250	F3		K			FC6-5 FC4-6 1-2f		2B 1B		4	1	1	0	0	1	2
Roger Maris, L (1, 9)	BB BB			F2		P6		P4		3	0	0	0	1	0	3
Orlando Cepeda, R (1, 3) OBP: 0.500, SLG: 0.667	1-2 BB			F8		FC4-6 1-2f		1-H 2B		3	0	1	1	1	0	2
Tim McCarver, L (1, 2)	F9			6-3			4-3	IBB		3	0	0	0	1	0	2
Mike Shannon, R (1, 5)		6-3			P6		K	1-3		4	0	0	0	0	1	2
Julian Javier, R (1, 4)		6-3			F9		E6 1B		1-3	4	0	0	0	0	0	0
Dal Maxvill, R (1, 6) OBP: 0.500, SLG: 0.750 Dick Simpson, R (9, PR)		6-3			F4		1-2 1B		1B 2B	4 0	0 1	2 0	0 0	0 0	0 0	0 0
Bob Gibson, R (1, 1) OBP: 0.500, SLG: 0.500 Bobby Tolan, L (7, PH) Ray Washburn, R (8, 1) Dave Ricketts, S (9, PH) OBP: 1.000, SLG: 1.000			K			1B 1B	L6		2-H 1B	2 1 0 1	0 0 0 0	1 0 0 1	0 0 0 1	0 0 0 0	1 0 0 0	0 2 0 0
Inning Stats	R: 0 E: 0 K: 0 S: 3 H: 0 LOB: 2 BB: 2 P: 11	R: 0 E: 0 K: 0 S: 3 H: 0 LOB: 0 BB: 0 P: 3	R: 0 E: 0 K: 2 S: 7 H: 0 LOB: 0 BB: 0 P: 7	R: 0 E: 0 K: 0 S: 3 H: 0 LOB: 0 BB: 0 P: 3	R: 0 E: 0 K: 0 S: 3 H: 0 LOB: 0 BB: 0 P: 3	R: 0 E: 0 K: 0 S: 5 H: 2 LOB: 2 BB: 0 P: 5	R: 0 E: 1 K: 1 S: 7 H: 1 LOB: 2 BB: 0 P: 7	R: 1 E: 0 K: 0 S: 5 H: 2 LOB: 2 BB: 1 P: 9	R: 1 E: 0 K: 0 S: 3 H: 2 LOB: 2 BB: 0 P: 3	1B: 5 2B: 2 3B: 0 HR: 0 SF: 0 SAC: 0 DP: 0 HBP: 0						

PITCHER		IP	WLS	BF	H	R	ER	SO	BB	IBB	HBP	BLK	WP	HR	S	P	ERA	WHIP
Pat Jarvis, R ERA: 2.16	(1, 1)	8.1	L	35	6	2	2	3	2	1	0	0	0	0	38	50	2.16	0.960
Ken Johnson, R ERA:	(9, 1)	0.0		1	1	0	0	0	0	0	0	0	0	0	1	1	∞	∞

PITCHER	IP	WLS	BF	H	R	ER	SO	BB	IBB	HBP	BLK	WP	HR	S	P	ERA	WHIP

BOTTOM

Atlanta Braves @ St. Louis Cardinals

Busch Stadium, St. Louis, MO

Wed Apr 10 1968, 6:05 PM CST
Att. 34,740 - Unknown - 55 F

livebaseballscorecards.com

AB	33
R	2
H	7
RBI	2
BB	3
SO	3
LOB	13

WP: 0 PB: 0 SB: 0 CS: 0 PA: 36

Batter	1	2	3	4	5	6	7	8	9	AB	R	H	RBI	BB	SO	LOB
Felipe Alou, R (1, 8) OBP: 0.222, SLG: 0.333	K		2B		5-3		1B		K	5	0	2	0	0	2	0
Sonny Jackson, L (1, 6)	K		F7		4-3		G3		P3	5	0	0	0	0	1	3
Hank Aaron, R (1, 9) OBP: 0.375, SLG: 0.429	2B		IBB			1B		F8		3	0	2	0	1	0	0
Joe Torre, R (1, 2) OBP: 0.250, SLG: 0.250	F9		FC2 3-Hf			1-2 1B		BB HR 1B		4	1	2	0	0	0	4
Clete Boyer, R (1, 5) OBP: 0.250, SLG: 0.143		5-3		6-3		F9		1-2 HR BB		3	1	0	0	1	0	2
Deron Johnson, R (1, 3) OBP: 0.286, SLG: 0.667		K		4-3		P4		1-H 2-H HR		4	1	1	3	0	1	2
Mike Lum, L (1, 7) OBP: 0.333, SLG: 0.333		4-3		FC4 1B		P4		K		3	0	1	0	0	0	2
Tommie Aaron, R (8, PH) (8, 7)										1	0	0	0	0	1	0
Felix Millan, R (1, 4) OBP: 0.286, SLG: 0.167			F9	FC4 1-2f			F3	P4		4	0	0	0	0	0	1
Dick Kelley, R (1, 1)			2B FC2 BB		P3		P6		F5	0	0	0	0	1	0	0
Ron Reed, R (3, 1)										1	0	0	0	0	0	0
Sandy Valdespino, L (7, PH)										1	0	0	0	0	0	0
Clay Carroll, R (7, 1)										0	0	0	0	0	0	0
Woody Woodward, R (9, PH)										1	0	0	0	0	0	0
Inning Stats	R: 0 E: 0 K: 2 S: 8 H: 1 LOB: 1 BB: 0 P: 8	R: 0 E: 0 K: 1 S: 5 H: 0 LOB: 0 BB: 0 P: 5	R: 0 E: 0 K: 0 S: 4 H: 1 LOB: 3 BB: 2 P: 12	R: 0 E: 0 K: 0 S: 4 H: 1 LOB: 1 BB: 0 P: 4	R: 0 E: 0 K: 0 S: 3 H: 0 LOB: 0 BB: 0 P: 3	R: 0 E: 0 K: 0 S: 5 H: 2 LOB: 2 BB: 0 P: 5	R: 0 E: 0 K: 0 S: 4 H: 1 LOB: 1 BB: 0 P: 4	R: 3 E: 0 K: 1 S: 7 H: 2 LOB: 0 BB: 1 P: 11	R: 0 E: 0 K: 1 S: 5 H: 0 LOB: 0 BB: 0 P: 5	1B: 5 2B: 2 3B: 0 HR: 1 SF: 0 SAC: 0 DP: 0 HBP: 0						

PITCHER		IP	WLS	BF	H	R	ER	SO	BB	IBB	HBP	BLK	WP	HR	S	P	ERA	WHIP
Nelson Briles, R ERA: 3.68	(1, 1)	7.1	W	33	8	3	3	3	2	1	0	0	0	1	36	48	3.68	1.364
Joe Hoerner, L ERA:	(8, 1)	1.2	S	5	0	0	0	2	0	0	0	0	0	0	9	9	0.00	0.000

PITCHER		IP	WLS	BF	H	R	ER	SO	BB	IBB	HBP	BLK	WP	HR	S	P	ERA	WHIP

TOP

Atlanta Braves @ St. Louis Cardinals

Busch Stadium, St. Louis, MO

Thu Apr 11 1968, 6:05 PM CST

Att. 16,214 - Unknown

livebaseballscorecards.com

AB	35
R	3
H	8
RBI	3
BB	3
SO	5
LOB	14

PA:	38		
WP:	0	PB:	0
SB:	0	CS:	0

Batter	1	2	3	4	5	6	7	8	9	AB	R	H	RBI	BB	SO	LOB
Lou Brock, L (1, 7) OBP: 0.222, SLG: 0.333	K		6-3	2B	K		4-3			5	0	1	0	0	2	4
Julian Javier, R (1, 4) OBP: 0.222, SLG: 0.125	2B 1B		BB	5-3		F7		6-3		4	1	1	0	1	0	1
Curt Flood, R (1, 8) OBP: 0.444, SLG: 0.778	2B		F8	6-3		HR 1B		1B 3B		5	2	3	0	0	0	2
Orlando Cepeda, R (1, 3) OBP: 0.556, SLG: 1.250	K		1B 3B		F8	HR		1B 1B 1B		5	3	3	4	0	1	1
Mike Shannon, R (1, 5) OBP: 0.333, SLG: 0.333		5-3	1B 1B		1B E 1B	P3		E 1B SF8 1B		5	3	3	1	0	0	0
Tim McCarver, L (1, 2) OBP: 0.556, SLG: 0.500		1B WP 1B	1B 1B		E 1B	4-3		E9		5	1	4	1	0	0	0
Dick Simpson, R (1, 9) OBP: 0.400, SLG: 0.333		F8	1B		E IBB		K	SF8		3	0	1	2	1	1	1
Dal Maxvill, R (1, 6) OBP: 0.444, SLG: 0.556		WP 1B	5-3		E5		SH2-4 1B	F7		5	0	2	0	0	0	5
Nelson Briles, R (1, 1) Joe Hoerner, R (8, 1)		1-3		F3	K		SH2-4			3 0	0 0	0 0	0 0	0 0	1 0	4 0
Inning Stats	R: 0 E: 0 K: 2 S: 8 H: 2 LOB: 1 BB: 0 P: 8	R: 1 E: 0 K: 0 S: 5 H: 2 LOB: 1 BB: 0 P: 5	R: 3 E: 0 K: 0 S: 7 H: 4 LOB: 2 BB: 1 P: 11	R: 0 E: 0 K: 0 S: 4 H: 1 LOB: 1 BB: 0 P: 4	R: 1 E: 1 K: 2 S: 10 H: 2 LOB: 3 BB: 1 P: 14	R: 2 E: 0 K: 0 S: 5 H: 2 LOB: 0 BB: 0 P: 5	R: 0 E: 0 K: 1 S: 6 H: 1 LOB: 1 BB: 0 P: 6	R: 3 E: 1 K: 0 S: 7 H: 4 LOB: 1 BB: 0 P: 7		1B: 13 2B: 2 3B: 2 HR: 1 SF: 1 SAC: 1 DP: 0 HBP: 0				WP: 1 PB: 0 SB: 0 CS: 0 PA: 44		

PITCHER		IP	WLS	BF	H	R	ER	SO	BB	IBB	HBP	BLK	WP	HR	S	P	ERA	WHIP
Dick Kelley, L ERA: 13.5	(1, 1)	2.2	L	16	8	4	4	2	1	0	0	0	1	0	19	23	13.50	3.375
Ron Reed, R ERA: 5.4	(3, 1)	3.1		17	5	3	2	2	0	1	0	0	0	1	20	24	5.40	1.500
Clay Carroll, R ERA: 9.0	(7, 1)	2.0		11	5	3	2	1	0	0	0	0	0	0	13	13	9.00	2.500

PITCHER	IP	WLS	BF	H	R	ER	SO	BB	IBB	HBP	BLK	WP	HR	S	P	ERA	WHIP

BOTTOM

Atlanta Braves @ St. Louis Cardinals

Busch Stadium, St. Louis, MO

Thu Apr 11 1968, 6:05 PM CST

Att. 16,214 - Unknown

livebaseballscorecards.com

AB	40
R	10
H	18
RBI	8
BB	2
SO	5
LOB	18

Batter	1	2	3	4	5	6	7	8	9	AB	R	H	RBI	BB	SO	LOB
Pete Rose, S (1, 9) OBP: 0.250, SLG: 0.364	4-3		K		6-3			1B 1B 1B 1-3	1-H 2B	5	1	2	0	0	1	2
Alex Johnson, R (1, 7) OBP: 0.214, SLG: 0.214	3-1 1B		FC9-6 1-2f 2-3			F9		1B 1B FC5-2 1-2 3-H 1B	F9	5	0	2	1	0	0	4
Vada Pinson, L (1, 8) OBP: 0.417, SLG: 0.500	3-1 1-2		4-3			1B		FC5-2 1B 1-2 2-3 1B		4	0	2	0	0	0	3
Tony Perez, R (1, 5) OBP: 0.417, SLG: 0.917		HR		G3		L8		FC5 FC5-2 1-2 2-3 3-H 1B		4	1	2	2	0	0	1
Lee May, R (1, 3) OBP: 0.417, SLG: 0.545		L8		6-3 HBP		F9		FC5-2 1-2 2-3 3-Hf		3	0	0	0	0	0	4
Don Pavletich, R (1, 2)		K		6-3 1-2			F9	K		4	0	0	0	0	2	4
Tommy Helms, R (1, 4) OBP: 0.333, SLG: 0.667		F5		5-3			K	FC5 2-3f		4	0	0	0	0	1	4
Ted Abernathy, R (8, 1)										0	0	0	0	0	0	0
Leo Cardenas, R (1, 6) OBP: 0.167, SLG: 0.250			FC9-6 2B		6-3		F7		1-3	4	0	1	0	0	0	0
John Tsitouris, R (1, 1)			BBBB					BBBB		1	0	0	0	1	0	0
Bob Lee, R (7, 1)										0	0	0	0	0	0	0
Mack Jones, L (8, PH)										0	1	0	0	1	0	0
Giraldo Ruiz, S (8, 4)										0	0	0	0	0	0	0
Fred Whitfield, L (9, PH) OBP: 0.667, SLG: 0.667										1	0	1	0	0	0	0
Bob Johnson, R (9, PR)			FC9-6 BB		6-3			1B 1B BB	2B 1B	0	0	0	0	0	0	0
Inning Stats	R: 0 E: 0 K: 0 S: 3 H: 1 LOB: 0 BB: 0 P: 3	R: 1 E: 0 K: 1 S: 6 H: 1 LOB: 0 BB: 0 P: 6	R: 0 E: 0 K: 1 S: 6 H: 1 LOB: 2 BB: 1 P: 10	R: 0 E: 0 K: 0 S: 3 H: 0 LOB: 1 BB: 0 P: 4	R: 0 E: 0 K: 0 S: 3 H: 0 LOB: 0 BB: 0 P: 3	R: 0 E: 0 K: 0 S: 4 H: 1 LOB: 1 BB: 0 P: 4	R: 0 E: 0 K: 1 S: 5 H: 0 LOB: 0 BB: 0 P: 5	R: 2 E: 0 K: 1 S: 9 H: 4 LOB: 3 BB: 1 P: 13	R: 0 E: 0 K: 0 S: 4 H: 2 LOB: 2 BB: 0 P: 4	1B: 7 2B: 2 3B: 0 HR: 1 SF: 0 SAC: 0 DP: 0 HBP: 1						

PITCHER		IP	WLS	BF	H	R	ER	SO	BB	IBB	HBP	BLK	WP	HR	S	P	ERA	WHIP
Phil Niekro, R ERA: 3.86	(1, 1)	7.0	W	30	7	3	3	3	2	0	1	0	0	1	33	42	3.86	1.286
Cecil Upshaw, R ERA:	(8, 1)	2.0	S	8	3	0	0	1	0	0	0	0	0	0	10	10	0.00	1.500

PITCHER	IP	WLS	BF	H	R	ER	SO	BB	IBB	HBP	BLK	WP	HR	S	P	ERA	WHIP

TOP

Cincinnati Reds @ Atlanta Braves

Atlanta Stadium, Atlanta, GA

Fri Apr 12 1968, 6:05 PM EST

Att. 20,128 - Unknown

livebaseballscorecards.com

AB	35
R	3
H	10
RBI	3
BB	2
SO	4
LOB	22

REDS

PA: 38

WP: 0
PB: 0
SB: 0
CS: 0

Cincinnati Reds @ Atlanta Braves

Atlanta Stadium, Atlanta, GA

Fri Apr 12 1968, 6:05 PM EST

Att. 20,128 - Unknown

BOTTOM

Batter	1	2	3	4	5	6	7	8	9	AB	R	H	RBI	BB	SO	LOB
Felipe Alou, R (1, 8) OBP: 0.231, SLG: 0.308	F9		L9		BB HBP 1B		F7			4	0	1	0	0	0	0
Sonny Jackson, L (1, 6) OBP: 0.154, SLG: 0.333	1-3		HR		1-2 BB HBP		4-3			3	1	1	1	0	0	0
Hank Aaron, R (1, 9) OBP: 0.417, SLG: 0.400	5-3		4-3		1-2 2-3 BB		HR 1B			3	1	1	0	1	0	0
Joe Torre, R (1, 2) OBP: 0.222, SLG: 0.222		F8		K	K		1-H HR			1	0	0	0	0	0	0
Bob Tillman, R (3, 2) OBP: 0.333, SLG: 1.333										3	1	1	2	0	2	3
Clete Boyer, R (1, 5) OBP: 0.167, SLG: 0.091		5-3		F3	F7		6-3			4	0	0	0	0	0	3
Deron Johnson, R (1, 3) OBP: 0.364, SLG: 0.667		2B		E 1B BB		K		3-1		3	0	1	0	1	1	0
Sandy Valdespino, L (1, 7) OBP: 0.500, SLG: 0.333		FC4-6 BB		E9 FC5-4 1-3 1B		F8		K		2	0	1	0	1	0	0
Mike Lum, L (8, 7) OBP: 0.286, SLG: 0.286										1	0	0	0	0	1	0
Felix Millan, R (1, 4) OBP: 0.182, SLG: 0.100		FC4-6 1-2f		FC5-4 1-2f		5-3		1-3		4	0	0	0	0	0	4
Phil Niekro, R (1, 1) OBP: 0.333, SLG: 1.333			5-3		F2		HR			3	1	1	1	0	0	0
Cecil Upshaw, R (8, 1)										0	0	0	0	0	0	0
Inning Stats	R: 0 E: 0 K: 0 S: 3 H: 0 LOB: 0 BB: 0 P: 3	R: 0 E: 0 K: 0 S: 4 H: 1 LOB: 2 BB: 1 P: 8	R: 1 E: 0 K: 0 S: 4 H: 1 LOB: 0 BB: 0 P: 4	R: 0 E: 1 K: 1 S: 6 H: 1 LOB: 2 BB: 1 P: 10	R: 0 E: 0 K: 1 S: 6 H: 1 LOB: 3 BB: 1 P: 11	R: 0 E: 0 K: 1 S: 5 H: 0 LOB: 0 BB: 0 P: 5	R: 3 E: 0 K: 0 S: 6 H: 3 LOB: 0 BB: 0 P: 6	R: 0 E: 0 K: 1 S: 5 H: 0 LOB: 0 BB: 0 P: 5		1B: 3 2B: 1 3B: 0 HR: 3	SF: 0 SAC: 0 DP: 0 HBP: 1				WP: 0 PB: 0 SB: 0 CS: 0	PA: 35	

livebaseballscorecards.com

AB	31
R	4
H	7
RBI	4
BB	3
SO	4
LOB	10

PITCHER		IP	WLS	BF	H	R	ER	SO	BB	IBB	HBP	BLK	WP	HR	S	P	ERA	WHIP
John Tsitouris, R ERA: 5.4	(1, 1)	6.2	L	31	7	4	4	3	3	0	1	0	0	3	33	46	5.40	1.500
Bob Lee, R ERA:	(7, 1)	0.1		1	0	0	0	0	0	0	0	0	0	0	1	1	0.00	0.000
Ted Abernathy, R ERA:	(8, 1)	1.0		3	0	0	0	1	0	0	0	0	0	0	5	5	0.00	0.000

PITCHER	IP	WLS	BF	H	R	ER	SO	BB	IBB	HBP	BLK	WP	HR	S	P	ERA	WHIP

Cincinnati Reds @ Atlanta Braves

Atlanta Stadium, Atlanta, GA

Sat Apr 13 1968, 6:05 PM EST

Att. 30,222 - Unknown

TOP

livebaseballscorecards.com

Batter	1	2	3	4	5	6	7	8	9	10	11	AB	R	H	RBI	BB	SO	LOB
Pete Rose, S (1, 9) OBP: 0.294, SLG: 0.333	G3		1-3			F8		F9 BB 1B 1B	IBB			4	1	1	0	1	0	0
Alex Johnson, R (1, 7) OBP: 0.263, SLG: 0.176	HBP			L9		6-3		BBBB 1B 1-2 G5-2-3 BB	F8			3	0	0	0	1	0	2
Vada Pinson, L (1, 8) OBP: 0.294, SLG: 0.353	F8			F9		4-3		F9 2-3		4-3		5	0	0	0	0	0	3
Tony Perez, R (1, 5) OBP: 0.471, SLG: 0.813	6-3			SSS K			SH5-3 1B 1B	1-3 3-H 1B		BBBB G5-4-3 BB		4	0	2	1	1	1	1
Lee May, R (1, 3) OBP: 0.471, SLG: 0.533		6-3			1B 1B		1-2 SH5-3 1B	IIII IBB		G5-4-3 1-2f		4	0	2	0	1	0	1
Don Pavletich, R (1, 2) OBP: 0.071, SLG: 0.071		3-1			1-2 1B		SH5-3 1-2 2-3	G5-2-3 3-Hf			F7	3	0	1	0	0	0	3
Johnny Bench, R (8, 2)												1	0	0	0	0	0	0
Tommy Helms, R (1, 4) OBP: 0.353, SLG: 0.563		6-3			F3		IIII IBB		SH3-4 1B		F8	4	0	1	0	1	0	2
Leo Cardenas, R (1, 6) OBP: 0.125, SLG: 0.188			6-3		SSS K		P4		1-2 SH3-4		SSS K	4	0	0	0	0	2	5
George Culver, R (1, 1)												2	0	0	0	0	0	2
Mack Jones, L (7, PH)												1	0	0	0	0	1	3
Ted Abernathy, R (7, 1)												0	0	0	0	0	0	0
Bob Johnson, R (9, PH)												1	0	0	0	0	0	1
Bob Lee, R (9, 1)												0	0	0	0	0	0	0
Ted Davidson, R (11, 1)			P4		F8		SSS K		F7			0	0	0	0	0	0	0
Inning Stats	R: 0 E: 0 K: 0 S: 3 H: 0 LOB: 1 BB: 0 P: 4	R: 0 E: 0 K: 0 S: 3 H: 0 LOB: 0 BB: 0 P: 3	R: 0 E: 0 K: 0 S: 3 H: 0 LOB: 0 BB: 0 P: 3	R: 0 E: 0 K: 1 S: 5 H: 0 LOB: 0 BB: 0 P: 5	R: 0 E: 0 K: 1 S: 7 H: 0 LOB: 2 BB: 0 P: 7	R: 0 E: 0 K: 0 S: 3 H: 0 LOB: 0 BB: 0 P: 3	R: 0 E: 0 K: 1 S: 7 H: 2 LOB: 3 BB: 1 P: 11	R: 1 E: 0 K: 0 S: 4 H: 2 LOB: 2 BB: 2 P: 12	R: 0 E: 0 K: 0 S: 4 H: 1 LOB: 2 BB: 1 P: 8	R: 0 E: 0 K: 0 S: 2 H: 0 LOB: 0 BB: 1 P: 6	R: 0 E: 0 K: 1 S: 5 H: 0 LOB: 0 BB: 0 P: 5	1B: 7 2B: 0 3B: 0 HR: 0	SF: 0 SAC: 2 DP: 2 HBP: 1					

PITCHER		IP	WLS	BF	H	R	ER	SO	BB	IBB	HBP	BLK	WP	HR	S	P	ERA	WHIP
Ken Johnson, R	(1, 1)	8.0		33	6	1	1	3	1	2	1	0	0	0	35	48	1.12	0.875
ERA: 1.13																		
Claude Raymond, R	(9, 1)	1.0		5	1	0	0	0	0	1	0	0	0	0	4	8	0.00	1.000
ERA:																		
Tony Cloninger, R	(10, 1)	0.0	W	0	0	0	0	0	0	0	0	0	0	0	0	0	∞	∞
ERA:																		

PITCHER	IP	WLS	BF	H	R	ER	SO	BB	IBB	HBP	BLK	WP	HR	S	P	ERA	WHIP

AB	36
R	1
H	7
RBI	1
BB	5
SO	4
LOB	23

WP: 0 PA: 44
PB: 0
SB: 0
CS: 0

Cincinnati Reds @ Atlanta Braves

Atlanta Stadium, Atlanta, GA

Sat Apr 13 1968, 6:05 PM EST

Att. 30,222 - Unknown

livebaseballscorecards.com

BOTTOM

Batter	1	2	3	4	5	6	7	8	9	10	11	AB	R	H	RBI	BB	SO	LOB
Felix Millan, R (1, 4) OBP: 0.250, SLG: 0.200	5-3		6-3			SH2-4 1B		E1 1B		P2		5	1	2	0	0	0	1
Sonny Jackson, L (1, 6) OBP: 0.235, SLG: 0.375	K			F7		SH2-4 1-2		1B 2-3		G6-4-3 1B		4	0	2	0	0	1	0
Hank Aaron, R (1, 9) OBP: 0.353, SLG: 0.333	4-3			6-3		F8		G6-4-3 1-2 3-H		G6-4-3 1-2f		5	0	1	1	0	0	2
Felipe Alou, R (1, 8) OBP: 0.333, SLG: 0.353		1-3		E5 1B		IBB		G6-4-3 1-2f			FC4-6 1B	4	0	2	0	1	0	2
Clete Boyer, R (1, 5) OBP: 0.176, SLG: 0.067		6-3		5-3		K			FC3-6 BB		FC4-6 BB 1-2f 1B	4	1	0	0	1	1	4
Deron Johnson, R (1, 3) OBP: 0.313, SLG: 0.462		P6			6-3		5-3		FC3-6 WP 1-3 1-2f		1B 1-2 BB	4	0	0	0	1	0	1
Bob Tillman, R (1, 2) OBP: 0.375, SLG: 0.714			B3-5-4 1B BB		K		K		1-3 1-2		1B 1-2 2-H	4	0	1	1	1	2	1
Sandy Valdespino, L (1, 7) OBP: 0.625, SLG: 0.500			B3-5-4 1-2 1B		1B		3-1		WP IBB			3	0	2	0	1	0	0
Ken Johnson, R (1, 1) Tito Francona, L (8, PH) Claude Raymond, R (9, 1) Mike Lum, L (9, PH) OBP: 0.250, SLG: 0.250 Tony Cloninger, R (10, 1)			B3-5-4 1-2 2-3f		K		F8		K 1-2 2-3			2 1 0 1 0	0 0 0 0 0	0 0 0 0 0	0 0 0 0 0	0 0 0 1 0	1 0 0 0 0	3 0 0 2 0

Inning Stats	1	2	3	4	5	6	7	8	9	10	11
	R: 0 E: 0 K: 1 S: 5	H: 0 LOB: 0 BB: 0 P: 5	R: 0 E: 0 K: 0 S: 3	H: 0 LOB: 0 BB: 0 P: 3	R: 0 E: 0 K: 0 S: 3	H: 1 LOB: 1 BB: 1 P: 7	R: 0 E: 1 K: 0 S: 4	H: 1 LOB: 1 BB: 0 P: 4	R: 0 E: 0 K: 2 S: 8	H: 1 LOB: 1 BB: 0 P: 8	R: 0 E: 0 K: 1 S: 6	H: 1 LOB: 2 BB: 1 P: 10	R: 0 E: 0 K: 1 S: 5	H: 0 LOB: 0 BB: 0 P: 5	R: 1 E: 1 K: 0 S: 5	H: 3 LOB: 1 BB: 0 P: 5	R: 0 E: 0 K: 1 S: 5	H: 0 LOB: 2 BB: 2 P: 13	R: 0 E: 0 K: 0 S: 3	H: 1 LOB: 0 BB: 0 P: 3	R: 1 E: 0 K: 0 S: 3	H: 2 LOB: 2 BB: 1 P: 7

1B: 10 2B: 0 3B: 0 HR: 0	SF: 0 SAC: 1 DP: 3 HBP: 0	WP: 1 PB: 0 SB: 0 CS: 0	PA: 43
---	---	---	---

PITCHER		IP	WLS	BF	H	R	ER	SO	BB	IBB	HBP	BLK	WP	HR	S	P	ERA	WHIP
George Culver, R ERA:	(1, 1)	6.0		23	4	0	0	4	1	1	0	0	0	0	29	37	0.00	0.833
Ted Abernathy, R ERA: 3.0	(7, 1)	2.0		8	3	1	1	1	0	0	0	0	0	0	10	10	4.50	1.500
Bob Lee, R ERA: 3.0	(9, 1)	2.1	L	11	2	1	1	1	2	1	0	0	1	0	10	22	3.86	1.714
Ted Davidson, L ERA:	(11, 1)	0.0		1	1	0	0	0	0	0	0	0	0	0	1	1	∞	∞

PITCHER	IP	WLS	BF	H	R	ER	SO	BB	IBB	HBP	BLK	WP	HR	S	P	ERA	WHIP

AB	37
R	2
H	10
RBI	2
BB	5
SO	6
LOB	16

Batter	1	2	3	4	5	6	7	8	9	10	AB	R	H	RBI	BB	SO	LOB
Lou Brock, L (1, 7) OBP: 0.250, SLG: 0.273	S S S 0-3 ① K		B B B B 4-0 1B BB			x 0-0 2B		x 0-0 ② FC4-6 2B 1-2f 2B		x 0-0 ① FC4-6 1B 1-2f	4	1	1	0	1	1	3
Curt Flood, R (1, 8) OBP: 0.500, SLG: 0.667	x 0-0 ② 6-3		x 0-0 1-2 3-H 1B			x 0-0 ① F9		x 0-0 1-3 2B 2B		S S S 0-3 ② K	5	1	2	1	0	1	3
Roger Maris, L (1, 9) OBP: 0.385, SLG: 0.917 Dick Hughes, R (10, 1)	x 0-0 ③ F9		x 0-0 ③ F7			S S S 0-3 ② K		x 0-0 2-H 3-H 2B		x 0-0 1-3 1B	5 0	0 0	2 0	2 0	0 0	1 0	3 0
Orlando Cepeda, R (1, 3) OBP: 0.478, SLG: 0.714		x 0-0 G4-6-3 1B		x 0-0 G6-4-3 1B		x 0-0 ③ F9		x 0-0 ③ F3		S S S 0-3 ③ K	5	0	2	0	0	1	4
Tim McCarver, L (1, 2) OBP: 0.333, SLG: 0.278		S S S 0-3 ① K		x 0-0 ① F9			x 0-0 ① P6		x 0-0 ① F7		4	0	0	0	0	1	2
Mike Shannon, R (1, 5) OBP: 0.364, SLG: 0.476		x 0-0 ② ③ G4-6-3 1-2f		x 0-0 ② ③ G6-4-3 1-2f			x 0-0 ② 6-3		x 0-0 ② F9		4	0	0	0	0	0	2
Julian Javier, R (1, 4) OBP: 0.273, SLG: 0.286			x 0-0 BLK S 1B 1B		x 0-0 ① F8		x 0-0 ③ F5		x 0-0 ③ 5-3		4	1	1	0	0	0	0
Dal Maxvill, R (1, 6) OBP: 0.429, SLG: 0.500 Dick Simpson, R (10, PR) OBP: 0.429, SLG: 1.000 (10, 9)			x 0-0 ① F9 1-3		x 0-0 ② 6-3			B B B B 4-0 FC4-6 BB		x 0-0 1B 3B	3 0	0 1	1 0	0 0	1 0	0 0	1 0
Bob Gibson, R (1, 1) OBP: 0.250, SLG: 0.250 Bobby Tolan, L (8, PH) OBP: 0.167, SLG: 0.333 Ron Willis, R (8, 1) Joe Hoerner, R (9, 1) Johnny Edwards, L (10, PH) OBP: 1.000, SLG: 1.000 Dick Schofield, S (10, PR) (10, 6)			S S S 0-3 ② K		x 0-0 ③ F9			x 0-0 ① L6		x 0-0 3-H FC4-6 1B	2 1 0 0 1 0	0 0 0 0 0 0	0 0 0 0 1 0	0 0 0 0 0 0	1 0 0 0 0 0	1 1 0 0 0 0	1 1 0 0 0 0
Inning Stats	R: 0 H: 0 E: 0 LOB: 0 K: 1 BB: 0 S: 5 P: 5	R: 0 H: 1 E: 0 LOB: 0 K: 1 BB: 0 S: 5 P: 5	R: 1 H: 2 E: 0 LOB: 2 K: 1 BB: 1 S: 7 P: 11	R: 0 H: 1 E: 0 LOB: 0 K: 0 BB: 0 S: 3 P: 3	R: 0 H: 0 E: 0 LOB: 0 K: 0 BB: 0 S: 3 P: 3	R: 0 H: 1 E: 0 LOB: 1 K: 1 BB: 0 S: 6 P: 6	R: 0 H: 0 E: 0 LOB: 0 K: 0 BB: 0 S: 3 P: 3	R: 2 H: 2 E: 0 LOB: 1 K: 0 BB: 1 S: 5 P: 9	R: 0 H: 0 E: 0 LOB: 0 K: 0 BB: 0 S: 3 P: 3	R: 1 H: 3 E: 0 LOB: 2 K: 2 BB: 0 S: 10 P: 10	1B: 6 SF: 0 2B: 3 SAC: 0 3B: 1 DP: 2 HR: 0 HBP: 0						

PITCHER		IP	WLS	BF	H	R	ER	SO	BB	IBB	HBP	BLK	WP	HR	S	P	ERA	WHIP
Pat Jarvis, R ERA: 3.12	(1, 1)	9.0	L	35	8	4	4	4	2	0	0	1	0	0	41	49	4.00	1.111
Cecil Upshaw, R ERA:	(10, 1)	1.0		5	2	0	0	2	0	0	0	0	0	0	9	9	0.00	2.000

PITCHER		IP	WLS	BF	H	R	ER	SO	BB	IBB	HBP	BLK	WP	HR	S	P	ERA	WHIP

TOP

St. Louis Cardinals @ Atlanta Braves

Atlanta Stadium, Atlanta, GA

Mon Apr 15 1968, 6:05 PM EST
Att. 11,738 - Unknown

livebaseballscorecards.com

AB	38
R	4
H	10
RBI	4
BB	2
SO	6
LOB	20

WP: 0	PA: 40		
PB: 0			
SB: 1			
CS: 0			

Batter	1	2	3	4	5	6	7	8	9	10	AB	R	H	RBI	BB	SO	LOB
Felix Millan, R (1, 4) OBP: 0.333, SLG: 0.263	E3	BB		1B			F9		S, 1B		4	0	2	1	1	0	0
Sonny Jackson, L (1, 6) OBP: 0.273, SLG: 0.350	1B	F7		4-3			HR		F8		4	1	1	0	0	0	5
Hank Aaron, R (1, 9) OBP: 0.318, SLG: 0.450	P6		P3		P2		HR			P4	5	1	1	2	0	0	2
Felipe Alou, R (1, 8) OBP: 0.261, SLG: 0.273	F3		F9		6-3		F7			L6	5	0	0	0	0	0	2
Clete Boyer, R (1, 5) OBP: 0.182, SLG: 0.100	1B		5-3		K			1-3		F7	5	0	1	0	0	1	0
Deron Johnson, R (1, 3) OBP: 0.250, SLG: 0.353	K			F8		F2		F8			4	0	0	0	0	1	3
Bob Tillman, R (1, 2) OBP: 0.333, SLG: 0.500		K		FC4-6, BB		K		K			3	0	0	0	1	3	0
Sandy Valdespino, L (1, 7) OBP: 0.500, SLG: 0.333		SH1-4, BB		FC4-6, 1B		K			F7		3	1	0	0	1	1	1
Pat Jarvis, R (1, 1) OBP: 0.250, SLG: 0.250 Cecil Upshaw, R (10, 1)		SH1-4		1B			L6		4-3		3 0	0 0	1 0	0 0	0 0	0 0	0 0
Inning Stats	R: 0 E: 1 K: 1 S: 8 H: 2 LOB: 3 BB: 0 P: 8	R: 0 E: 0 K: 1 S: 5 H: 0 LOB: 2 BB: 2 P: 13	R: 0 E: 0 K: 0 S: 3 H: 0 LOB: 0 BB: 0 P: 3	R: 1 E: 0 K: 0 S: 5 H: 2 LOB: 2 BB: 1 P: 9	R: 0 E: 0 K: 1 S: 5 H: 0 LOB: 0 BB: 0 P: 5	R: 0 E: 0 K: 2 S: 7 H: 0 LOB: 0 BB: 0 P: 7	R: 2 E: 0 K: 0 S: 4 H: 1 LOB: 0 BB: 0 P: 5	R: 0 E: 0 K: 1 S: 5 H: 0 LOB: 0 BB: 0 P: 5	R: 0 E: 0 K: 0 S: 4 H: 1 LOB: 1 BB: 0 P: 4	R: 0 E: 0 K: 0 S: 3 H: 0 LOB: 0 BB: 0 P: 3	1B: 5 2B: 0 3B: 0 HR: 1	SF: 0 SAC: 1 DP: 0 HBP: 1						

PITCHER		IP	WLS	BF	H	R	ER	SO	BB	IBB	HBP	BLK	WP	HR	S	P	ERA	WHIP
Bob Gibson, R ERA: 1.93	(1, 1)	7.0		31	5	3	3	5	3	0	1	0	0	1	37	50	3.86	1.143
Ron Willis, R ERA:	(8, 1)	1.2		6	1	0	0	1	0	0	0	0	0	0	8	8	0.00	0.600
Joe Hoerner, L ERA:	(9, 1)	0.1	W	1	0	0	0	0	0	0	0	0	0	0	1	1	0.00	0.000
Dick Hughes, R ERA: 20.25	(10, 1)	1.0	S	3	0	0	0	0	0	0	0	0	0	0	3	3	0.00	0.000

PITCHER	IP	WLS	BF	H	R	ER	SO	BB	IBB	HBP	BLK	WP	HR	S	P	ERA	WHIP

BOTTOM

St. Louis Cardinals @ Atlanta Braves

Atlanta Stadium, Atlanta, GA

Mon Apr 15 1968, 6:05 PM EST
Att. 11,738 - Unknown

livebaseballscorecards.com

AB	36
R	3
H	6
RBI	3
BB	3
SO	6
LOB	13

WP: 0 PA: 41
PB: 0
SB: 1
CS: 0

Batter	1	2	3	4	5	6	7	8	9	AB	R	H	RBI	BB	SO	LOB
Lou Brock, L (1, 7) OBP: 0.241, SLG: 0.259	6-3		F9 S FC4-2-5 1B		4-3	F8		F8		5	0	1	0	0	0	0
Curt Flood, R (1, 8) OBP: 0.483, SLG: 0.607	BBBB 4-0 2B BB		F9 1-3		E 1B 2B 1B	5-3			6-3	4	2	1	0	1	0	1
Roger Maris, L (1, 9) OBP: 0.333, SLG: 0.706	F8		FC4-2-5 3-H		E7 1-3 2B 1B		SSS K		SSS K	5	1	1	0	0	2	2
Orlando Cepeda, R (1, 3) OBP: 0.571, SLG: 0.840	1-H 2B		BBBB FC6-4 BB		HR 2-H 3-H 2B		1B S 1B		1B	4	1	4	3	1	0	0
Tim McCarver, L (1, 2) OBP: 0.346, SLG: 0.273	F7		FC6-4 1-2f		HR IBB		1-3 1B		F9	4	1	1	0	1	0	4
Mike Shannon, R (1, 5) OBP: 0.346, SLG: 0.560		6-3		F7	HR 1-H 2-H		SSS K			4	1	1	3	0	1	2
Julian Javier, R (1, 4) OBP: 0.308, SLG: 0.261		BBBB 4-0 F9 S BB		BBBB 4-0 FC6-4 BB	SSS K		SSS K			2	0	0	0	2	2	2
Dal Maxvill, R (1, 6) OBP: 0.360, SLG: 0.409		F9 1-3		F7	F9			6-3		4	0	0	0	0	0	2
Nelson Briles, R (1, 1) Joe Hoerner, R (9, 1)		F9		FC6-4 1-2f		F9		4-3		4 0	0 0	0 0	0 0	0 0	0 0	2 0
Inning Stats	R: 1 E: 0 K: 0 S: 4 H: 1 LOB: 1 BB: 1 P: 8	R: 0 E: 0 K: 0 S: 3 H: 0 LOB: 1 BB: 1 P: 7	R: 0 E: 0 K: 0 S: 4 H: 1 LOB: 2 BB: 1 P: 8	R: 0 E: 0 K: 0 S: 3 H: 0 LOB: 1 BB: 1 P: 7	R: 5 E: 1 K: 1 S: 9 H: 4 LOB: 0 BB: 1 P: 13	R: 0 E: 0 K: 0 S: 3 H: 0 LOB: 0 BB: 0 P: 3	R: 0 E: 0 K: 3 S: 11 H: 2 LOB: 2 BB: 0 P: 11	R: 0 E: 0 K: 0 S: 3 H: 0 LOB: 0 BB: 0 P: 3	R: 0 E: 0 K: 1 S: 6 H: 1 LOB: 1 BB: 0 P: 6	1B: 6 2B: 2 3B: 0 HR: 1	SF: 0 SAC: 0 DP: 0 HBP: 0						

TOP

St. Louis Cardinals @ Atlanta Braves

Atlanta Stadium, Atlanta, GA

Tue Apr 16 1968, 6:05 PM EST

Att. 8,412 - Unknown

livebaseballscorecards.com

AB	36
R	6
H	9
RBI	6
BB	5
SO	5
LOB	15

PITCHER		IP	WLS	BF	H	R	ER	SO	BB	IBB	HBP	BLK	WP	HR	S	P	ERA	WHIP
Tony Cloninger, R ERA: 5.68	(1, 1)	4.1	L	22	5	4	4	0	4	0	0	0	0	0	18	34	8.31	2.077
Ron Reed, R ERA: 6.0	(5, 1)	2.2		12	3	2	2	4	0	1	0	0	0	1	19	23	6.75	1.125
Clay Carroll, R ERA: 4.5	(8, 1)	2.0		7	1	0	0	1	0	0	0	0	0	0	9	9	0.00	0.500

PITCHER		IP	WLS	BF	H	R	ER	SO	BB	IBB	HBP	BLK	WP	HR	S	P	ERA	WHIP

WP: 0	PA: 41
PB: 0	
SB: 3	
CS: 0	

Batter	1	2	3	4	5	6	7	8	9	AB	R	H	RBI	BB	SO	LOB
Felix Millan, R (1, 4) OBP: 0.308, SLG: 0.250	6-3		F8		P4		1B 1B 1B 1-2		F9	5	1	1	0	0	0	3
Sonny Jackson, L (1, 6) OBP: 0.259, SLG: 0.320	4-3		K S S S		1B 1-2 2-3		F5		L6	5	0	1	0	0	1	3
Hank Aaron, R (1, 9) OBP: 0.308, SLG: 0.417	F7			F2	F8		1B 1-3 2-H			4	0	1	1	0	0	3
Felipe Alou, R (1, 8) OBP: 0.259, SLG: 0.269		F9		E4 F9		4-3	FC6-4 1-3 3-H			4	0	1	1	0	0	0
Clete Boyer, R (1, 5) OBP: 0.192, SLG: 0.087		BB B B B B		F9 2-3		6-3	FC6-4 1-2f			3	0	0	0	1	0	3
Deron Johnson, R (1, 3) OBP: 0.250, SLG: 0.333		P4		F2		1B		F7		4	0	1	0	0	0	2
Bob Tillman, R (1, 2) OBP: 0.313, SLG: 0.429		K S S S			1B 1B 1B	F7		F8		4	0	1	0	0	1	2
Sandy Valdespino, L (1, 7) OBP: 0.438, SLG: 0.308			E1		F2		6-3	K S S S		4	0	1	0	0	1	1
Tony Cloninger, R (1, 1) Ron Reed, R (5, 1) OBP: 0.500, SLG: 0.500 Mike Lum, L (7, PH) OBP: 0.333, SLG: 0.333 Clay Carroll, R (8, 1) Tito Francona, L (9, PH) Tommie Aaron, R (9, PH)			K S S S		1B 1-2		1B 1B 1B		K S S S	1 1 1 0 0 0 1	0 0 1 0 0 0 0	0 1 1 0 0 0 0	0 0 1 0 0 0 0	0 0 0 0 0 0 0	1 0 0 0 0 0 1	1 0 0 0 0 0 0
Inning Stats	R: 0 E: 0 K: 0 S: 3 H: 0 LOB: 0 BB: 0 P: 3	R: 0 E: 0 K: 1 S: 5 H: 0 LOB: 1 BB: 1 P: 9	R: 0 E: 1 K: 2 S: 8 H: 1 LOB: 1 BB: 0 P: 8	R: 0 E: 1 K: 0 S: 4 H: 0 LOB: 1 BB: 0 P: 4	R: 0 E: 0 K: 0 S: 6 H: 3 LOB: 3 BB: 0 P: 6	R: 0 E: 0 K: 0 S: 4 H: 1 LOB: 1 BB: 0 P: 4	R: 2 E: 0 K: 0 S: 7 H: 4 LOB: 2 BB: 0 P: 7	R: 0 E: 0 K: 1 S: 5 H: 0 LOB: 0 BB: 0 P: 5	R: 0 E: 0 K: 1 S: 5 H: 0 LOB: 0 BB: 0 P: 5	1B: 9 2B: 0 3B: 0 HR: 0	SF: 0 SAC: 0 DP: 0 HBP: 0			WP: 0 PB: 0 SB: 0 CS: 0	PA: 38		

PITCHER		IP	WLS	BF	H	R	ER	SO	BB	IBB	HBP	BLK	WP	HR	S	P	ERA	WHIP
Nelson Briles, R ERA: 1.76	(1, 1)	8.0	W	35	9	2	0	4	1	0	0	0	0	0	42	46	0.00	1.250
Joe Hoerner, L ERA:	(9, 1)	1.0	S	3	0	0	0	1	0	0	0	0	0	0	5	5	0.00	0.000

PITCHER	IP	WLS	BF	H	R	ER	SO	BB	IBB	HBP	BLK	WP	HR	S	P	ERA	WHIP

BOTTOM

St. Louis Cardinals @ Atlanta Braves

Atlanta Stadium, Atlanta, GA

Tue Apr 16 1968, 6:05 PM EST

Att. 8,412 - Unknown

St.

livebaseballscorecards.com

AB	37
R	2
H	9
RBI	2
BB	1
SO	5
LOB	18

Batter	1	2	3	4	5	6	7	8	9	AB	R	H	RBI	BB	SO	LOB
Don Kessinger, S (1, 6) OBP: 0.333, SLG: 0.308	F9		F8			1-3		4-3		4	0	0	0	0	0	0
Glenn Beckert, R (1, 4) OBP: 0.421, SLG: 0.500	6-3		1B			S 1B		5-3		4	0	2	0	0	0	0
Billy Williams, L (1, 7) OBP: 0.444, SLG: 0.769	2B		G3			F9 1-2			BB 1B	3	0	1	0	1	0	2
Ron Santo, R (1, 5) OBP: 0.500, SLG: 0.650	K			6-3		BB			G6-4-3 1-2 1B	3	0	1	0	1	1	1
14 Ernie Banks, R (1, 3) OBP: 0.231, SLG: 0.577		5-3		5-3		5-3			F7	4	0	0	0	0	0	4
Lou Johnson, R (1, 9) OBP: 0.333, SLG: 0.533		G5-3 2B		6-3			F7		G6-4-3 1-2f	4	0	1	0	0	0	2
Randy Hundley, R (1, 2) OBP: 0.375, SLG: 0.476		BB			5-3		K			2	0	0	0	1	1	0
Adolfo Phillips, R (1, 8) OBP: 0.261, SLG: 0.409		G5-3 2-3f			6-3		F8			3	0	0	0	0	0	2
Bill Hands, R (1, 1) OBP: 0.250, SLG: 0.250			K		1-3			F8		2	0	0	0	0	1	0
Al Spangler, L (8, PH) OBP: 0.250, SLG: 0.375										1	0	0	0	0	0	0
Bill Stoneman, R (8, 1)										0	0	0	0	0	0	0
Inning Stats	R: 0 E: 0 K: 1 S: 6 H: 1 LOB: 1 BB: 0 P: 6	R: 0 E: 0 K: 0 S: 3 H: 1 LOB: 1 BB: 1 P: 7	R: 0 E: 0 K: 1 S: 6 H: 1 LOB: 1 BB: 0 P: 6	R: 0 E: 0 K: 0 S: 3 H: 0 LOB: 0 BB: 0 P: 3	R: 0 E: 0 K: 0 S: 3 H: 0 LOB: 0 BB: 0 P: 3	R: 0 E: 0 K: 0 S: 4 H: 1 LOB: 2 BB: 1 P: 8	R: 0 E: 0 K: 1 S: 5 H: 0 LOB: 0 BB: 0 P: 5	R: 0 E: 0 K: 0 S: 3 H: 0 LOB: 0 BB: 0 P: 3	R: 0 E: 0 K: 0 S: 3 H: 1 LOB: 1 BB: 1 P: 7	1B: 3 2B: 2 3B: 0 HR: 0 SF: 0 SAC: 0 DP: 2 HBP: 0						

PITCHER		IP	WLS	BF	H	R	ER	SO	BB	IBB	HBP	BLK	WP	HR	S	P	ERA	WHIP
Phil Niekro, R ERA: 1.69	(1, 1)	9.0	W	33	5	0	0	3	3	0	0	0	0	0	36	48	0.00	0.889

PITCHER		IP	WLS	BF	H	R	ER	SO	BB	IBB	HBP	BLK	WP	HR	S	P	ERA	WHIP

TOP

Chicago Cubs @ Atlanta Braves

Atlanta Stadium, Atlanta, GA

Wed Apr 17 1968, 6:05 PM EST

Att. 5,475 - Unknown - 65 F

livebaseballscorecards.com

AB	30
R	0
H	5
RBI	0
BB	3
SO	3
LOB	11

PA: 33

Batter	1	2	3	4	5	6	7	8	9	AB	R	H	RBI	BB	SO	LOB
Felipe Alou, R (1, 8) OBP: 0.290, SLG: 0.300	5-3		2-H 1B			P3		CS 1B		4	0	2	1	0	0	0
Sonny Jackson, L (1, 6) OBP: 0.226, SLG: 0.276	6-3		4-3			6-3		1-2 F7		4	0	0	0	0	0	1
Hank Aaron, R (1, 9) OBP: 0.310, SLG: 0.519	K			K			HR			3	1	1	1	0	2	0
Joe Torre, R (1, 2) OBP: 0.250, SLG: 0.250		4-3		6-3			SH2-3 1B			3	0	1	0	0	0	0
Felix Millan, R (1, 4) OBP: 0.286, SLG: 0.231		5-3		5-3			1-2 SH2-3			2	0	0	0	0	0	0
Clete Boyer, R (1, 5) OBP: 0.207, SLG: 0.115		1B			K		F7			3	0	1	0	0	1	1
Deron Johnson, R (1, 3) OBP: 0.222, SLG: 0.292		K			5-3		6-3			3	0	0	0	0	1	2
Sandy Valdespino, L (1, 7) OBP: 0.421, SLG: 0.313			SH1-4 1B 1B		4-3			K2-3		3	1	1	0	0	1	0
Phil Niekro, R (1, 1) OBP: 0.200, SLG: 0.800			1-2 SH1-4			F8		F8		2	0	0	0	0	0	0
Inning Stats	R: 0 H: 0 E: 0 LOB: 0 K: 1 BB: 0 S: 5 P: 5	R: 0 H: 1 E: 0 LOB: 1 K: 1 BB: 0 S: 6 P: 6	R: 1 H: 2 E: 0 LOB: 0 K: 0 BB: 0 S: 4 P: 4	R: 0 H: 0 E: 0 LOB: 0 K: 1 BB: 0 S: 5 P: 5	R: 0 H: 0 E: 0 LOB: 0 K: 1 BB: 0 S: 5 P: 5	R: 0 H: 0 E: 0 LOB: 0 K: 0 BB: 0 S: 3 P: 3	R: 1 H: 2 E: 0 LOB: 1 K: 0 BB: 0 S: 5 P: 5	R: 0 H: 1 E: 0 LOB: 1 K: 1 BB: 0 S: 6 P: 6		1B: 5 SF: 0 2B: 0 SAC: 2 3B: 0 DP: 0 HR: 1 HBP: 0						

PITCHER		IP	WLS	BF	H	R	ER	SO	BB	IBB	HBP	BLK	WP	HR	S	P	ERA	WHIP
Bill Hands, R ERA: 3.75	(1, 1)	7.0	L	25	5	2	2	4	0	0	0	0	0	1	33	33	2.57	0.714
Bill Stoneman, R ERA:	(8, 1)	1.0		4	1	0	0	1	0	0	0	0	0	0	6	6	0.00	1.000

PITCHER	IP	WLS	BF	H	R	ER	SO	BB	IBB	HBP	BLK	WP	HR	S	P	ERA	WHIP

BOTTOM

Chicago Cubs @ Atlanta Braves

Atlanta Stadium, Atlanta, GA

Wed Apr 17 1968, 6:05 PM EST

Att. 5,475 - Unknown - 65 F

livebaseballscorecards.com

AB	27
R	2
H	6
RBI	2
BB	0
SO	5
LOB	4

WP: 0 PA: 29
PB: 0
SB: 0
CS: 1

Chicago Cubs @ Atlanta Braves

Atlanta Stadium, Atlanta, GA

Thu Apr 18 1968, 6:05 PM EST

Att. 6,719 - Unknown - 75 F

livebaseballscorecards.com

TOP

Batter	1	2	3	4	5	6	7	8	9	AB	R	H	RBI	BB	SO	LOB
Don Kessinger, S (1, 6) OBP: 0.355, SLG: 0.333	F7		2-H 1B		1-2 1B		4-3			4	0	2	1	0	0	0
Glenn Beckert, R (1, 4) OBP: 0.348, SLG: 0.409	6-3		3-1		FC5 2-3f			6-3		4	0	0	0	0	0	3
Billy Williams, L (1, 7) OBP: 0.387, SLG: 0.667	F4			G3		4-3		F9		4	0	0	0	0	0	0
Ron Santo, R (1, 5) OBP: 0.433, SLG: 0.542		6-3		5-3		3-1		5-3		4	0	0	0	0	0	0
14 Ernie Banks, R (1, 3) OBP: 0.233, SLG: 0.533		1-3		1B		L5			F7	4	0	1	0	0	0	0
Lou Johnson, R (1, 9) OBP: 0.316, SLG: 0.474		S S S K		F8			S HR 1B		F9	4	1	1	0	0	1	1
Randy Hundley, R (1, 2) OBP: 0.321, SLG: 0.400			F2		F2		S S S K 1-2		F7	4	0	0	0	0	1	1
Adolfo Phillips, R (1, 8) OBP: 0.308, SLG: 0.542			H 1B SH3-4 HBP		5-3		2-H HR			2	2	1	2	0	0	0
Joe Niekro, R (1, 1) OBP: 0.167, SLG: 0.167			SH3-4 1-2		FC5 1B 1B		6-3			2	0	1	0	0	0	0
Ken Holtzman, R (8, 1)										0	0	0	0	0	0	0
Chuck Hartenstein, R (8, 1)										0	0	0	0	0	0	0
Pete Mikkelsen, R (9, 1) OBP: 1.000, SLG: 1.000										0	0	0	0	0	0	0
Inning Stats	R: 0 E: 0 K: 0 S: 3 H: 0 LOB: 0 BB: 0 P: 3	R: 0 E: 0 K: 1 S: 5 H: 0 LOB: 0 BB: 0 P: 5	R: 1 E: 0 K: 0 S: 4 H: 1 LOB: 1 BB: 0 P: 5	R: 0 E: 0 K: 0 S: 4 H: 1 LOB: 1 BB: 0 P: 4	R: 0 E: 0 K: 0 S: 5 H: 2 LOB: 2 BB: 0 P: 5	R: 0 E: 0 K: 0 S: 3 H: 0 LOB: 0 BB: 0 P: 3	R: 2 E: 0 K: 1 S: 7 H: 2 LOB: 0 BB: 0 P: 7	R: 0 E: 0 K: 0 S: 3 H: 0 LOB: 0 BB: 0 P: 3	R: 0 E: 0 K: 0 S: 3 H: 0 LOB: 0 BB: 0 P: 3	1B: 5 2B: 0 3B: 0 HR: 1 SF: 0 SAC: 1 DP: 0 HBP: 1	WP: 0 PB: 0 SB: 1 CS: 0 PA: 34					

	AB	32
	R	3
	H	6
	RBI	3
	BB	0
	SO	2
	LOB	5

PITCHER		IP	WLS	BF	H	R	ER	SO	BB	IBB	HBP	BLK	WP	HR	S	P	ERA	WHIP
Ken Johnson, R ERA: 2.25	(1, 1)	8.0		31	6	3	3	2	0	0	1	0	0	1	34	35	3.38	0.750
Claude Raymond, R ERA:	(9, 1)	1.0	W	3	0	0	0	0	0	0	0	0	0	0	3	3	0.00	0.000

PITCHER	IP	WLS	BF	H	R	ER	SO	BB	IBB	HBP	BLK	WP	HR	S	P	ERA	WHIP

Chicago Cubs @ Atlanta Braves

Atlanta Stadium, Atlanta, GA

Thu Apr 18 1968, 6:05 PM EST

Att. 6,719 - Unknown - 75 F

BOTTOM

Batter	1	2	3	4	5	6	7	8	9	AB	R	H	RBI	BB	SO	LOB
Felipe Alou, R (1, 8) OBP: 0.361, SLG: 0.529	F9			G6-4-3 1B		BBB 3-1 BB		HR	3-H HR	4	2	3	3	1	0	0
Sonny Jackson, L (1, 6) OBP: 0.200, SLG: 0.242	6-3			G6-4-3 1-2f		3-1 1-2 2-3		2-3		4	0	0	0	0	0	3
Hank Aaron, R (1, 9) OBP: 0.333, SLG: 0.483	1-4-3			SSS K		IIII IBB		BBB 4-0 HBP BB		2	0	0	0	2	1	0
Joe Torre, R (1, 2) OBP: 0.250, SLG: 0.200		6-3			6-3	6-3		H 1-0 1-2 HBP		3	0	0	0	0	0	3
Marty Martinez, S (8, PR) (9, 2)										0	0	0	0	0	0	0
Felix Millan, R (1, 4) OBP: 0.250, SLG: 0.200		6-3			5-3		4-3	F8		4	0	0	0	0	0	2
Clete Boyer, R (1, 5) OBP: 0.242, SLG: 0.241		F9			HR		BBB 4-0 BB		6-3	3	1	1	1	1	0	0
Deron Johnson, R (1, 3) OBP: 0.194, SLG: 0.250			SSS K		F8		F8		6-3	4	0	0	0	0	1	1
Sandy Valdespino, L (1, 7) OBP: 0.435, SLG: 0.350			4-3			3-1 SH3-4 1B	F8		3B 1B	4	1	2	0	0	0	1
Ken Johnson, R (1, 1)			1-3			SH3-4 1-2		1-3	1-H HR 3B	1	0	0	0	0	0	0
Tito Francona, L (8, PH)										1	0	0	0	0	0	0
Claude Raymond, R (9, 1)										0	0	0	0	0	0	0
Mike Lum, L (9, PH) OBP: 0.400, SLG: 0.600										1	1	1	1	0	0	0
Inning Stats	R: 0 E: 0 K: 0 S: 3 H: 0 LOB: 0 BB: 0 P: 3	R: 0 E: 0 K: 0 S: 3 H: 0 LOB: 0 BB: 0 P: 3	R: 0 E: 0 K: 1 S: 5 H: 0 LOB: 0 BB: 0 P: 5	R: 0 E: 0 K: 1 S: 5 H: 1 LOB: 0 BB: 0 P: 5	R: 1 E: 0 K: 0 S: 4 H: 1 LOB: 0 BB: 0 P: 4	R: 0 E: 0 K: 0 S: 4 H: 1 LOB: 3 BB: 2 P: 12	R: 0 E: 0 K: 0 S: 3 H: 0 LOB: 1 BB: 1 P: 7	R: 1 E: 0 K: 0 S: 4 H: 1 LOB: 2 BB: 1 P: 9	R: 3 E: 0 K: 0 S: 5 H: 3 LOB: 0 BB: 0 P: 5	1B: 3 2B: 0 3B: 1 HR: 3	SF: 0 SAC: 1 DP: 1 HBP: 1					

livebaseballscorecards.com

AB	31
R	5
H	7
RBI	5
BB	4
SO	2
LOB	10

PITCHER		IP	WLS	BF	H	R	ER	SO	BB	IBB	HBP	BLK	WP	HR	S	P	ERA	WHIP
Joe Niekro, R ERA: 5.3	(1, 1)	7.1		28	4	2	2	2	2	1	0	0	0	2	29	41	2.46	0.818
Ken Holtzman, L ERA:	(8, 1)	0.1		2	0	0	0	0	1	0	0	0	0	0	1	5	0.00	3.000
Chuck Hartenstein, R ERA: 9.0	(8, 1)	1.0	L	6	2	2	2	0	0	0	1	0	0	0	5	6	18.00	2.000
Pete Mikkelsen, R ERA: 7.71	(9, 1)	0.0		1	1	1	1	0	0	0	0	0	0	1	1	1	∞	∞

PITCHER	IP	WLS	BF	H	R	ER	SO	BB	IBB	HBP	BLK	WP	HR	S	P	ERA	WHIP

1B: 3	SF: 0	WP: 0	PA: 37
2B: 0	SAC: 1	PB: 0	
3B: 1	DP: 1	SB: 0	
HR: 3	HBP: 1	CS: 0	

Atlanta Braves @ Cincinnati Reds

Crosley Field, Cincinnati, OH

Fri Apr 19 1968, 6:05 PM EST

Att. 6,662 - Unknown

TOP

Batter	1	2	3	4	5	6	7	8	9	AB	R	H	RBI	BB	SO	LOB
Felipe Alou, R (1, 8) OBP: 0.341, SLG: 0.474	P4		K		BB	K			6-3	4	0	0	0	1	2	2
Sonny Jackson, L (1, 6) OBP: 0.200, SLG: 0.216	P4		HR		F9		F7		4-3	4	1	0	0	1	0	2
Hank Aaron, R (1, 9) OBP: 0.351, SLG: 0.563	BB		HR		F8		F5			3	1	1	2	1	0	2
Sandy Valdespino, L (1, 7) OBP: 0.481, SLG: 0.500	F7		HR		BB		FC6-4 HBP			2	1	1	1	1	0	1
Clete Boyer, R (1, 5) OBP: 0.243, SLG: 0.242		G5-4-3 1B 1B	F9		K		FC6-4			4	0	1	0	0	1	4
Deron Johnson, R (1, 3) OBP: 0.200, SLG: 0.250		G5-4-3		L4		F9		1-3		4	0	1	0	0	0	0
Bob Tillman, R (1, 2) OBP: 0.300, SLG: 0.353		G5-4-3		K	1B BB			K		3	0	0	0	1	2	2
Felix Millan, R (1, 4) OBP: 0.222, SLG: 0.176		K		1-3		F9		F9		4	0	0	0	0	1	2
Jim Britton, R (1, 1) OBP: 0.500, SLG: 0.500			F9		BB BB 1B	1B			F8	4	0	2	0	0	0	0
Inning Stats	R: 0 E: 0 K: 0 S: 3 H: 0 LOB: 1 BB: 1 P: 7	R: 0 E: 0 K: 1 S: 6 H: 2 LOB: 1 BB: 0 P: 6	R: 3 E: 0 K: 1 S: 7 H: 2 LOB: 0 BB: 1 P: 11	R: 0 E: 0 K: 1 S: 5 H: 0 LOB: 0 BB: 0 P: 5	R: 0 E: 0 K: 1 S: 6 H: 1 LOB: 3 BB: 2 P: 14	R: 0 E: 0 K: 1 S: 6 H: 1 LOB: 2 BB: 1 P: 10	R: 0 E: 0 K: 0 S: 3 H: 0 LOB: 1 BB: 0 P: 4	R: 0 E: 0 K: 1 S: 5 H: 0 LOB: 0 BB: 0 P: 5	R: 0 E: 0 K: 0 S: 3 H: 0 LOB: 0 BB: 0 P: 3	1B: 4 2B: 0 3B: 0 HR: 2 SF: 0 SAC: 0 DP: 1 HBP: 1						

	AB	32
	R	3
	H	6
	RBI	3
	BB	5
	SO	6
	LOB	15

WP: 0 PB: 0 SB: 0 CS: 0 PA: 38

PITCHER		IP	WLS	BF	H	R	ER	SO	BB	IBB	HBP	BLK	WP	HR	S	P	ERA	WHIP
John Tsitouris, R ERA: 5.91	(1, 1)	4.0	L	19	5	3	3	3	3	0	0	0	0	2	22	34	6.75	2.000
Billy McCool, L ERA:	(5, 1)	1.0		4	0	0	0	1	1	0	0	0	0	0	5	9	0.00	1.000
Bill Kelso, R ERA: 6.43	(6, 1)	3.0		12	1	0	0	2	1	0	1	0	0	0	14	19	0.00	0.667
Ted Davidson, L ERA: 11.25	(9, 1)	1.0		3	0	0	0	0	0	0	0	0	0	0	3	3	0.00	0.000

PITCHER	IP	WLS	BF	H	R	ER	SO	BB	IBB	HBP	BLK	WP	HR	S	P	ERA	WHIP

livebaseballscorecards.com

Atlanta Braves @ Cincinnati Reds

Crosley Field, Cincinnati, OH

Fri Apr 19 1968, 6:05 PM EST

Att. 6,662 - Unknown

livebaseballscorecards.com

BOTTOM

Batter	1	2	3	4	5	6	7	8	9	AB	R	H	RBI	BB	SO	LOB
Pete Rose, S (1, 9) OBP: 0.405, SLG: 0.676	0-0 1B		0-0 F7 ②			0-0 G6-4-3 1B		0-0 1-3 ③		4	0	2	0	0	0	2
Alex Johnson, R (1, 7) OBP: 0.256, SLG: 0.243	0-0 G5-4-3 1B 1-2		0-0 1B 1-3			0-0 G6-4-3 ①② 1-2f			0-0 4-3 ①	4	0	2	0	0	0	1
Vada Pinson, L (1, 8) OBP: 0.378, SLG: 0.469	0-0 F3 ①		0-0 G3 ③			0-0 F8 ③			0-0 P4 ②	4	0	0	0	0	0	4
Tony Perez, R (1, 5) OBP: 0.351, SLG: 0.571	0-0 G5-4-3 ②③ 1-2f			0-0 F8 ①			0-0 6-3 ①		0-0 6-3 ③	4	0	0	0	0	0	2
Lee May, R (1, 3) OBP: 0.528, SLG: 0.667		0-0 6-3 ①		0-0 G4-6-3 1B			0-0 G5-4-3 1B			3	0	2	0	0	0	0
Johnny Bench, R (1, 2) OBP: 0.154, SLG: 0.308		0-0 6-3 ②		0-0 G4-6-3 ②③ 1-2f			0-0 G5-4-3 ②③ 1-2f			3	0	0	0	0	0	2
Tommy Helms, R (1, 4) OBP: 0.258, SLG: 0.345		0-0 6-3 ③			0-0 L8 ①			0-0 5-3 ①		3	0	0	0	0	0	0
Leo Cardenas, R (1, 6) OBP: 0.212, SLG: 0.242			0-0 1B		0-0 6-3 ②			0-0 F8 ②		3	0	1	0	0	0	0
John Tsitouris, R (1, 1)			0-0 F7 ①		0-0 F7 ③			B B B B 4-0 BB		1	0	0	0	0	0	1
Billy McCool, R (5, 1)										0	0	0	0	0	0	0
Giraldo Ruiz, S (5, PH) OBP: 0.429, SLG: 0.429										1	0	0	0	0	0	0
Bill Kelso, R (6, 1)										0	0	0	0	0	0	0
Mack Jones, L (8, PH)										0	0	0	1	0	0	0
Ted Davidson, R (9, 1)										0	0	0	0	0	0	0

Inning Stats										
	R: 0 E: 0 K: 0 S: 4	H: 2 LOB: 1 BB: 0 P: 4	R: 0 E: 0 K: 0 S: 3	H: 0 LOB: 0 BB: 0 P: 3	R: 0 E: 0 K: 0 S: 5	H: 2 LOB: 2 BB: 0 P: 5	R: 0 E: 0 K: 0 S: 3	H: 1 LOB: 0 BB: 0 P: 3	R: 0 E: 0 K: 0 S: 3	H: 0 LOB: 0 BB: 0 P: 3
	R: 0 E: 0 K: 0 S: 3	H: 1 LOB: 0 BB: 0 P: 3	R: 0 E: 0 K: 0 S: 3	H: 1 LOB: 0 BB: 0 P: 3	R: 0 E: 0 K: 0 S: 3	H: 0 LOB: 1 BB: 1 P: 7	R: 0 E: 0 K: 0 S: 3	H: 0 LOB: 0 BB: 0 P: 3	1B: 7 2B: 0 3B: 0 HR: 0	SF: 0 SAC: 0 DP: 4 HBP: 0

WP: 0 PB: 0 SB: 0 CS: 0 PA: 31

PITCHER	IP	WLS	BF	H	R	ER	SO	BB	IBB	HBP	BLK	WP	HR	S	P	ERA	WHIP
Jim Britton, R (1, 1) ERA:	9.0	W	31	7	0	0	0	1	0	0	0	0	0	30	34	0.00	0.889

PITCHER	IP	WLS	BF	H	R	ER	SO	BB	IBB	HBP	BLK	WP	HR	S	P	ERA	WHIP

AB	30
R	0
H	7
RBI	0
BB	1
SO	0
LOB	12

Atlanta Braves @ Cincinnati Reds

Crosley Field, Cincinnati, OH

Sat Apr 20 1968, 6:05 PM EST

Att. 7,727 - Unknown

TOP

Batter	1	2	3	4	5	6	7	8	9	AB	R	H	RBI	BB	SO	LOB
Felipe Alou, R (1, 8) OBP: 0.333, SLG: 0.452	6-3		FC6-4 1B		6-3 1-2			K		4	0	1	0	0	1	1
Sonny Jackson, L (1, 6) OBP: 0.182, SLG: 0.195	L6		FC6-4 1-2f		F8			F8		4	0	0	0	0	0	2
Hank Aaron, R (1, 9) OBP: 0.317, SLG: 0.500	K		1-3			1-3		5-3		4	0	0	0	0	1	1
Deron Johnson, R (1, 3) OBP: 0.205, SLG: 0.229		G6-4-3 BB		6-3		F7			6-3	3	0	0	0	1	0	0
Clete Boyer, R (1, 5) OBP: 0.220, SLG: 0.216		G6-4-3 1-2f		1-3		K			K	4	0	0	0	0	2	1
Tommie Aaron, R (1, 7) OBP: 0.333, SLG: 0.500		2B 2B		FC5-4 1B			F8		1-3	4	1	2	0	0	0	0
Bob Tillman, R (1, 2) OBP: 0.304, SLG: 0.400		S 2-H 2B		FC5-4 1-2f			L6			3	0	1	1	0	0	1
Felix Millan, R (1, 4) OBP: 0.256, SLG: 0.216		6-3 2-3			6-3 1B		1B			3	0	2	0	0	0	1
Pat Jarvis, R (1, 1) OBP: 0.143, SLG: 0.143			K		K		F2			3	0	0	0	0	2	2
Cecil Upshaw, R (8, 1)										0	0	0	0	0	0	0
Stu Miller, R (8, 1)										0	0	0	0	0	0	0

	AB	32
	R	1
	H	6
	RBI	1
	BB	1
	SO	6
	LOB	9

livebaseballscorecards.com

Inning Stats	1	2	3	4	5	6	7	8	9
	R: 0 E: 0 K: 1 S: 5	H: 0 LOB: 0 BB: 0 P: 5	R: 1 E: 0 K: 0 S: 4	H: 2 LOB: 1 BB: 1 P: 8	R: 0 E: 0 K: 1 S: 6	H: 1 LOB: 1 BB: 0 P: 6	R: 0 E: 0 K: 0 S: 4	H: 1 LOB: 1 BB: 0 P: 4	R: 0 E: 0 K: 1 S: 6	H: 1 LOB: 1 BB: 0 P: 6	R: 0 E: 0 K: 1 S: 5	H: 0 LOB: 0 BB: 0 P: 5	R: 0 E: 0 K: 0 S: 4	H: 1 LOB: 1 BB: 0 P: 4	R: 0 E: 0 K: 1 S: 5	H: 0 LOB: 0 BB: 0 P: 5	R: 0 E: 0 K: 1 S: 5	H: 0 LOB: 0 BB: 0 P: 5

	1B: 4	SF: 0
	2B: 2	SAC: 0
	3B: 0	DP: 1
	HR: 0	HBP: 0

	WP: 0	PA: 33
	PB: 0	
	SB: 1	
	CS: 0	

PITCHER		IP	WLS	BF	H	R	ER	SO	BB	IBB	HBP	BLK	WP	HR	S	P	ERA	WHIP
Gerry Arrigo, L ERA: 0.9	(1, 1)	7.0		27	6	1	1	4	1	0	0	0	0	0	34	38	1.29	1.000
Jim Maloney, R ERA:	(8, 1)	2.0	W	6	0	0	0	2	0	0	0	0	0	0	10	10	0.00	0.000

PITCHER	IP	WLS	BF	H	R	ER	SO	BB	IBB	HBP	BLK	WP	HR	S	P	ERA	WHIP

Atlanta Braves @ Cincinnati Reds

Crosley Field, Cincinnati, OH

Sat Apr 20 1968, 6:05 PM EST

Att. 7,727 - Unknown

BOTTOM

Batter	1	2	3	4	5	6	7	8	9	AB	R	H	RBI	BB	SO	LOB
Pete Rose, S (1, 9) OBP: 0.390, SLG: 0.658	P6		K		F7			G3 SF9 2B		4	1	1	0	0	1	1
Alex Johnson, R (1, 7) OBP: 0.279, SLG: 0.268	1B		S 1B		F9			G3 2-3		4	0	2	0	0	0	2
Vada Pinson, L (1, 8) OBP: 0.341, SLG: 0.429	F8		K 1-2			F9		SF9 3-H		3	0	0	1	0	1	2
Tony Perez, R (1, 5) OBP: 0.366, SLG: 0.564	F9			F2		S 1B		HBP 1B 1B		4	1	2	0	0	0	1
Lee May, R (1, 3) OBP: 0.500, SLG: 0.611		F8		K		F7 1-2		1B 1-2 HBP		3	0	0	0	0	1	1
Johnny Bench, R (1, 2) OBP: 0.235, SLG: 0.412		K		2B		L7		1-3 2-H 1B		4	0	2	1	0	1	1
Tommy Helms, R (1, 4) OBP: 0.257, SLG: 0.333		1B		L9			L7	K		4	0	1	0	0	1	3
Leo Cardenas, R (1, 6) OBP: 0.194, SLG: 0.222		5-3			F5		6-3			3	0	0	0	0	0	1
Gerry Arrigo, L (1, 1)			P6		BB		4-3			1	0	0	0	1	0	0
Mack Jones, L (7, PH)										1	0	0	0	0	0	0
Jim Maloney, L (8, 1)										0	0	0	0	0	0	0
Inning Stats	R: 0 E: 0 K: 0 S: 4 H: 1 LOB: 1 BB: 0 P: 4	R: 0 E: 0 K: 1 S: 6 H: 1 LOB: 1 BB: 0 P: 6	R: 0 E: 0 K: 2 S: 8 H: 1 LOB: 1 BB: 0 P: 8	R: 0 E: 0 K: 1 S: 6 H: 1 LOB: 1 BB: 0 P: 6	R: 0 E: 0 K: 0 S: 3 H: 0 LOB: 1 BB: 1 P: 7	R: 0 E: 0 K: 0 S: 4 H: 1 LOB: 1 BB: 0 P: 4	R: 0 E: 0 K: 0 S: 3 H: 0 LOB: 0 BB: 0 P: 3	R: 2 E: 0 K: 1 S: 8 H: 3 LOB: 2 BB: 0 P: 9		1B: 6 2B: 2 3B: 0 HR: 0	SF: 1 SAC: 0 DP: 0 HBP: 1					

livebaseballscorecards.com

AB	31
R	2
H	8
RBI	2
BB	1
SO	5
LOB	12

WP: 0 PB: 0 SB: 2 CS: 0 PA: 34

PITCHER		IP	WLS	BF	H	R	ER	SO	BB	IBB	HBP	BLK	WP	HR	S	P	ERA	WHIP
Pat Jarvis, R ERA: 2.59	(1, 1)	7.0		28	6	1	1	4	1	0	0	0	0	0	35	39	1.29	1.000
Cecil Upshaw, R ERA: 2.45	(8, 1)	0.2	L	4	1	0	0	0	0	0	1	0	0	0	3	4	0.00	1.500
Stu Miller, R ERA:	(8, 1)	0.1		2	1	1	1	1	0	0	0	0	0	0	4	4	27.00	3.000

PITCHER		IP	WLS	BF	H	R	ER	SO	BB	IBB	HBP	BLK	WP	HR	S	P	ERA	WHIP

Batter	1	2	3	4	5	6	7	8	9	AB	R	H	RBI	BB	SO	LOB
Mike Lum, L (1, 8) OBP: 0.400, SLG: 0.533	F9		CS 1B	FC4 1-2f		K		1B		5	0	2	0	0	1	6
Sonny Jackson, L (1, 6) OBP: 0.184, SLG: 0.196	6-3		CS 1-2	S 1B	F7		L7	2-3		5	1	1	0	0	0	1
Hank Aaron, R (1, 9) OBP: 0.348, SLG: 0.610	HR			1B 1-H 1B	4-3		WP FC1-2-5 2B		F2	5	2	3	2	0	0	0
Sandy Valdespino, L (1, 7) OBP: 0.469, SLG: 0.462	F7			1B 1-3 1B	K		FC1-2-5 WP 1B IBB		K	4	2	1	0	1	2	0
Clete Boyer, R (1, 5) OBP: 0.196, SLG: 0.190		K		K		F9	FC1-2-5 WP 1B 1-3 2-H		5-3	5	0	0	0	0	2	4
Tommie Aaron, R (1, 3) OBP: 0.500, SLG: 0.556		G3		BB 1B 1-H 3-H		BB WP BB	WP 1B 1-2 3-H			3	0	2	3	1	0	0
Bob Tillman, R (1, 2) OBP: 0.259, SLG: 0.333		K		P4		F8 1-2	P6 1-2 2-3			4	0	0	0	0	1	4
Felix Millan, R (1, 4) OBP: 0.279, SLG: 0.205			6-3	BB IBB		BB IBB			F7	2	0	0	0	2	0	0
Dick Kelley, R (1, 1)			K	FC4 1-2 2-3 BB		1-2 2-3 BB			K	1	0	0	0	2	1	0
Claude Raymond, R (7, 1)										1	0	0	0	0	1	0
Inning Stats	R: 1 H: 1 E: 0 LOB: 0 K: 0 BB: 0 S: 4 P: 4	R: 0 H: 0 E: 0 LOB: 0 K: 2 BB: 0 S: 7 P: 7	R: 0 H: 1 E: 0 LOB: 0 K: 1 BB: 0 S: 5 P: 5	R: 3 H: 4 E: 0 LOB: 3 K: 1 BB: 2 S: 9 P: 17	R: 0 H: 0 E: 0 LOB: 0 K: 1 BB: 0 S: 5 P: 5	R: 0 H: 0 E: 0 LOB: 3 K: 1 BB: 3 S: 5 P: 17	R: 1 H: 2 E: 0 LOB: 2 K: 0 BB: 1 S: 5 P: 9	R: 0 H: 1 E: 0 LOB: 1 K: 1 BB: 0 S: 6 P: 6	R: 0 H: 0 E: 0 LOB: 0 K: 1 BB: 0 S: 5 P: 5	1B: 7 SF: 0 2B: 1 SAC: 0 3B: 0 DP: 0 HR: 1 HBP: 0						

TOP

Atlanta Braves @ Cincinnati Reds

Crosley Field, Cincinnati, OH

Sun Apr 21 1968, 3:33 AM EST

Att. 19,415 - Unknown

livebaseballscorecards.com

AB	35
R	5
H	9
RBI	5
BB	6
SO	8
LOB	15

WP: 3 PA: 42
PB: 0
SB: 1
CS: 1

PITCHER	IP	WLS	BF	H	R	ER	SO	BB	IBB	HBP	BLK	WP	HR	S	P	ERA	WHIP
Milt Pappas, R (1, 1) ERA: 5.74	3.1	L	14	5	4	4	4	0	0	0	0	0	1	22	22	10.80	1.500
Billy McCool, L (4, 1) ERA:	1.2		8	1	0	0	1	1	1	0	0	0	0	8	16	0.00	1.200
Bill Kelso, R (6, 1) ERA: 6.0	2.0		12	2	1	1	1	2	2	0	0	3	0	10	26	4.50	2.000
Ted Davidson, L (8, 1) ERA: 9.0	1.0		4	1	0	0	1	0	0	0	0	0	0	6	6	0.00	1.000
Ted Abernathy, R (9, 1) ERA: 0.69	1.0		3	0	0	0	1	0	0	0	0	0	0	5	5	0.00	0.000

PITCHER	IP	WLS	BF	H	R	ER	SO	BB	IBB	HBP	BLK	WP	HR	S	P	ERA	WHIP

Atlanta Braves @ Cincinnati Reds

Crosley Field, Cincinnati, OH

Sun Apr 21 1968, 3:33 AM EST

Att. 19,415 - Unknown

livebaseballscorecards.com

BOTTOM

Batter	1	2	3	4	5	6	7	8	9	AB	R	H	RBI	BB	SO	LOB
Pete Rose, S (1, 9) OBP: 0.400, SLG: 0.667	1-3		2B		FC6-4 G6-4-3 1-2f		1-2 2-H 1B			4	0	2	1	0	0	1
Alex Johnson, R (1, 7) OBP: 0.261, SLG: 0.250	E6 E S		6-3		G6-4-3 1-2f		L3			3	0	0	0	0	0	2
Fred Whitfield, L (7, PH) OBP: 0.333, SLG: 0.333 (8, 3)										1	0	0	0	0	0	2
Vada Pinson, L (1, 8) OBP: 0.333, SLG: 0.410	K 1-3			FC5-4 1B		K		3-1		4	0	1	0	0	2	1
Tony Perez, R (1, 5) OBP: 0.333, SLG: 0.512	5-3			FC5-4 1-2f 2B		F9		F5		4	1	0	0	0	0	2
Lee May, R (1, 3) OBP: 0.455, SLG: 0.550 (8, 7)		F9		F3		6-3		K		4	0	0	0	0	1	1
Ted Abernathy, R (9, 1)										0	0	0	0	0	0	0
Johnny Bench, R (1, 2) OBP: 0.238, SLG: 0.429		F8		1B 1-H 2B			6-3		K	4	0	1	1	0	1	0
Tommy Helms, R (1, 4) OBP: 0.256, SLG: 0.324		L3		2-3 1B			F9		F9	4	0	1	0	0	0	0
Leo Cardenas, R (1, 6) OBP: 0.200, SLG: 0.205			F8	L9			BB 1B BB		P4	3	1	0	0	1	0	2
Milt Pappas, R (1, 1) OBP: 0.250, SLG: 0.250			P6		FC6-4 BB		1B 1-2 BB			1	0	0	0	0	0	0
Billy McCool, R (4, 1)										0	0	0	0	0	0	0
Giraldo Ruiz, S (5, PH) OBP: 0.500, SLG: 0.429										0	0	0	0	0	0	0
Bill Kelso, R (6, 1)										0	0	0	1	0	0	0
Bob Johnson, R (7, PH)										0	0	0	0	0	0	0
Ted Davidson, R (8, 1)										0	0	0	1	0	0	0
Mack Jones, L (9, 7)										0	0	0	0	0	0	0
Inning Stats	R: 0 E: 1 K: 1 S: 6 H: 0 LOB: 1 BB: 0 P: 6	R: 0 E: 0 K: 0 S: 3 H: 0 LOB: 0 BB: 0 P: 3	R: 0 E: 0 K: 0 S: 4 H: 1 LOB: 1 BB: 0 P: 4	R: 1 E: 0 K: 0 S: 6 H: 3 LOB: 2 BB: 0 P: 6	R: 0 E: 0 K: 0 S: 2 H: 0 LOB: 0 BB: 1 P: 6	R: 0 E: 0 K: 1 S: 5 H: 0 LOB: 0 BB: 0 P: 5	R: 1 E: 0 K: 0 S: 4 H: 1 LOB: 2 BB: 2 P: 12	R: 0 E: 0 K: 1 S: 5 H: 0 LOB: 0 BB: 0 P: 5	R: 0 E: 0 K: 1 S: 5 H: 0 LOB: 0 BB: 0 P: 5							

AB	32
R	2
H	5
RBI	2
BB	3
SO	4
LOB	11

1B: 3 SF: 0
2B: 2 SAC: 0
3B: 0 DP: 1
HR: 0 HBP: 0

WP: 0 PA: 35
PB: 0
SB: 1
CS: 0

PITCHER		IP	WLS	BF	H	R	ER	SO	BB	IBB	HBP	BLK	WP	HR	S	P	ERA	WHIP
Dick Kelley, L ERA: 5.79	(1, 1)	6.2	W	28	5	2	2	2	3	0	0	0	0	0	29	41	2.70	1.200
Claude Raymond, R ERA:	(7, 1)	2.1	S	7	0	0	0	2	0	0	0	0	0	0	11	11	0.00	0.000

PITCHER	IP	WLS	BF	H	R	ER	SO	BB	IBB	HBP	BLK	WP	HR	S	P	ERA	WHIP

Batter	1	2	3	4	5	6	7	8	9	AB	R	H	RBI	BB	SO	LOB
Felipe Alou, R (1, 8) OBP: 0.320, SLG: 0.426	F8		1B		P4		K		1-3	5	0	1	0	0	1	0
Sonny Jackson, L (1, 6) OBP: 0.204, SLG: 0.216	6-3		1-3 CS 1B		2B 1B		6-3		5-3	5	1	2	0	0	0	0
Hank Aaron, R (1, 9) OBP: 0.373, SLG: 0.674	HR		P6 1-2		F8		1B		1B	5	1	3	1	0	0	3
Sandy Valdespino, L (1, 7) OBP: 0.486, SLG: 0.516	1B		4-3		1-H 2B		G3		1-3 1B	5	0	3	1	0	0	2
Tommie Aaron, R (1, 3) OBP: 0.400, SLG: 0.500	K			2B	3-1			F8	F8	5	0	1	0	0	1	4
Clete Boyer, R (1, 5) OBP: 0.220, SLG: 0.348		HR		6-3		F2		HR		4	2	2	2	0	0	1
Bob Tillman, R (1, 2) OBP: 0.258, SLG: 0.321		5-3		6-3		6-3		5-3 1B		4	0	1	0	0	0	1
Felix Millan, R (1, 4) OBP: 0.319, SLG: 0.238		P3-4 1B		IBB		1B		5-3 1-2		3	0	2	0	1	0	1
Phil Niekro, R (1, 1) OBP: 0.143, SLG: 0.571		P3-4 1-2f		P4		F3		F8		2	0	0	0	0	0	3
Ron Reed, R (4, 1) OBP: 0.500, SLG: 0.500										0	0	0	0	0	0	0
Clay Carroll, R (5, 1)										0	0	0	0	0	0	0
Mike Lum, L (6, PH) OBP: 0.375, SLG: 0.500										1	0	0	0	0	0	1
Cecil Upshaw, R (6, 1)										0	0	0	0	0	0	0
Tito Francona, L (8, PH)										1	0	0	0	0	0	1
Stu Miller, R (8, 1)										0	0	0	0	0	0	0
Tony Cloninger, R (8, 1)										0	0	0	0	0	0	0
Inning Stats	R: 1 E: 0 K: 1 S: 7 H: 2 LOB: 1 BB: 0 P: 7	R: 1 E: 0 K: 0 S: 4 H: 2 LOB: 0 BB: 0 P: 4	R: 0 E: 0 K: 0 S: 4 H: 2 LOB: 1 BB: 0 P: 4	R: 0 E: 0 K: 0 S: 4 H: 1 LOB: 2 BB: 1 P: 8	R: 1 E: 0 K: 0 S: 5 H: 2 LOB: 1 BB: 0 P: 5	R: 0 E: 0 K: 0 S: 4 H: 1 LOB: 1 BB: 0 P: 4	R: 0 E: 0 K: 1 S: 6 H: 1 LOB: 1 BB: 0 P: 6	R: 1 E: 0 K: 0 S: 5 H: 2 LOB: 1 BB: 0 P: 5	R: 0 E: 0 K: 0 S: 5 H: 2 LOB: 2 BB: 0 P: 5	1B: 10 2B: 3 3B: 0 HR: 3 SF: 0 SAC: 0 DP: 1 HBP: 0						

TOP

Atlanta Braves @ Chicago Cubs

Wrigley Field, Chicago, IL

Tue Apr 23 1968, 3:33 AM CST

Att. 4,399 - Cloudy

livebaseballscorecards.com

AB	40
R	4
H	15
RBI	4
BB	1
SO	2
LOB	17

WP: 0 PB: 0 SB: 0 CS: 1 PA: 41

PITCHER		IP	WLS	BF	H	R	ER	SO	BB	IBB	HBP	BLK	WP	HR	S	P	ERA	WHIP
Joe Niekro, R ERA: 5.06	(1, 1)	8.0	W	36	13	4	4	2	0	1	0	0	0	3	39	43	4.50	1.625
Chuck Hartenstein, R ERA: 3.86	(9, 1)	1.0	S	5	2	0	0	0	0	0	0	0	0	0	5	5	0.00	2.000

PITCHER		IP	WLS	BF	H	R	ER	SO	BB	IBB	HBP	BLK	WP	HR	S	P	ERA	WHIP

Batter	1	2	3	4	5	6	7	8	9	AB	R	H	RBI	BB	SO	LOB
Don Kessinger, S (1, 6) OBP: 0.417, SLG: 0.357	1-3			2B; 1-2 BB		5-3		1-3 2-H 3-H 1B		4	1	2	2	1	0	1
Glenn Beckert, R (1, 4) OBP: 0.293, SLG: 0.333	5-3			1B; 2-3 1B; FC5 2-3f			F8	SF9 3-H		4	1	1	1	0	0	2
Billy Williams, L (1, 7) OBP: 0.327, SLG: 0.583	1-3			2B 14 WP 1-2 3-H 1B	BB 1B		S S S K	S S S K		5	1	2	1	0	2	1
Ron Santo, R (1, 5) OBP: 0.383, SLG: 0.450		5-3		14 WP 14 1B 1-3 2-H 2B	B B B G4-6-3 1-2 BB		S S S K			3	1	1	1	1	1	0
14 Ernie Banks, R (1, 3) OBP: 0.348, SLG: 0.600		G3-6-3 1B		E 2B 2-H 3-H 1B	F7			B B B B WP SH1-4 BB BB		3	2	2	1	1	0	2
Lou Johnson, R (1, 9) OBP: 0.265, SLG: 0.412		G3-6-3 1-2f		E4 1-3 2B	G4-6-3 1-2f			SH1-4 1-2		3	1	0	0	0	0	4
Randy Hundley, R (1, 2) OBP: 0.282, SLG: 0.343			6-3	L6 1-H 3-H 2B		P4		BB WP 1B IBB		3	1	1	2	1	0	0
Adolfo Phillips, R (1, 8) OBP: 0.341, SLG: 0.541			6-3	L6 2-3		S 1B		BB 1-2 2-3 1B IBB		3	1	1	0	1	0	1
Joe Niekro, R (1, 1) OBP: 0.222, SLG: 0.222 Al Spangler, L (8, PH) OBP: 0.300, SLG: 0.333 Chuck Hartenstein, R (9, 1)			S S S K	FC5 PB 1B		S S S K 1-2		B B B B 1B SF9 1-2 2-3 3-H BB		3 0 0	0 1 0	1 0 0	0 1 0	0 1 0	2 0 0	1 0 0
Inning Stats	R: 0 E: 0 K: 0 S: 3 H: 0 LOB: 0 BB: 0 P: 3	R: 0 E: 0 K: 0 S: 3 H: 1 LOB: 0 BB: 0 P: 3	R: 0 E: 0 K: 1 S: 5 H: 0 LOB: 0 BB: 0 P: 5	R: 6 E: 1 K: 0 S: 10 H: 7 LOB: 2 BB: 1 P: 14	R: 0 E: 0 K: 0 S: 3 H: 1 LOB: 1 BB: 1 P: 7	R: 0 E: 0 K: 1 S: 6 H: 1 LOB: 1 BB: 0 P: 6	R: 0 E: 0 K: 2 S: 7 H: 0 LOB: 0 BB: 0 P: 7	R: 4 E: 0 K: 1 S: 6 H: 1 LOB: 1 BB: 4 P: 22		1B: 8 2B: 4 3B: 0 HR: 0	SF: 1 SAC: 1 DP: 3 HBP: 0					

PITCHER		IP	WLS	BF	H	R	ER	SO	BB	IBB	HBP	BLK	WP	HR	S	P	ERA	WHIP
Phil Niekro, R ERA: 3.79	(1, 1)	3.0	L	14	6	5	5	1	0	0	0	0	1	0	16	16	15.00	2.000
Ron Reed, R ERA: 5.14	(4, 1)	1.0		8	3	1	0	0	2	0	0	0	0	0	6	14	0.00	5.000
Clay Carroll, R ERA: 3.6	(5, 1)	1.0		2	0	0	0	0	0	0	0	0	0	0	2	2	0.00	0.000
Cecil Upshaw, R ERA: 1.59	(6, 1)	2.0		7	1	0	0	3	0	0	0	0	0	0	13	13	0.00	0.500
Stu Miller, R ERA: 54.0	(8, 1)	0.1		5	0	4	4	0	2	2	0	0	1	0	1	17	108.00	6.000
Tony Cloninger, R ERA: 5.14	(8, 1)	0.2		3	1	0	0	1	0	0	0	0	0	0	5	5	0.00	1.500

BOTTOM

Atlanta Braves @ Chicago Cubs

Wrigley Field, Chicago, IL

Tue Apr 23 1968, 3:33 AM CST

Att. 4,399 - Cloudy

livebaseballscorecards.com

AB	31
R	10
H	11
RBI	9
BB	6
SO	5
LOB	12

1B: 8 2B: 4 3B: 0 HR: 0 | SF: 1 SAC: 1 DP: 3 HBP: 0 | WP: 2 PB: 1 SB: 1 CS: 0 | PA: 39

Batter	1	2	3	4	5	6	7	8	9	AB	R	H	RBI	BB	SO	LOB
Felipe Alou, R (1, 8) OBP: 0.315, SLG: 0.471	5-3		F8			HR		F7		4	1	1	1	0	0	0
Sonny Jackson, L (1, 6) OBP: 0.190, SLG: 0.200	5-3		P6			P6		F7		4	0	0	0	0	0	0
Hank Aaron, R (1, 9) OBP: 0.400, SLG: 0.720	3B			F7		FC5 BB 1B		1B		4	0	3	0	0	0	0
Sandy Valdespino, L (1, 7) OBP: 0.463, SLG: 0.471	G3			K		1-2 BB		F9		3	0	0	0	1	1	2
Clete Boyer, R (1, 5) OBP: 0.204, SLG: 0.320		5-3		F7		FC5 2-3f			K	4	0	0	0	0	1	2
Tommie Aaron, R (1, 3) OBP: 0.421, SLG: 0.500		1B			5-3		FC6-4 1B		F2	4	0	2	0	0	0	0
Bob Tillman, R (1, 2) OBP: 0.257, SLG: 0.406		K			K		FC6-4 1-2f		HR	4	1	1	1	0	2	2
Felix Millan, R (1, 4) OBP: 0.294, SLG: 0.217		K			6-3		L7		L6	4	0	0	0	0	1	2
Ken Johnson, R (1, 1)			K			K	L9			2	0	0	0	0	2	0
Tito Francona, L (7, PH)										1	0	0	0	0	0	1
Cecil Upshaw, R (7, 1)										0	0	0	0	0	0	0
Inning Stats	R: 0 E: 0 K: 0 S: 4 H: 1 LOB: 1 BB: 0 P: 4	R: 0 E: 0 K: 2 S: 8 H: 1 LOB: 1 BB: 0 P: 8	R: 0 E: 0 K: 1 S: 5 H: 0 LOB: 0 BB: 0 P: 5	R: 0 E: 0 K: 1 S: 5 H: 0 LOB: 0 BB: 0 P: 5	R: 0 E: 0 K: 1 S: 5 H: 0 LOB: 0 BB: 0 P: 5	R: 1 E: 0 K: 1 S: 7 H: 2 LOB: 2 BB: 1 P: 11	R: 0 E: 1 K: 0 S: 4 H: 1 LOB: 1 BB: 0 P: 4	R: 0 E: 0 K: 0 S: 4 H: 1 LOB: 1 BB: 0 P: 4	R: 1 E: 0 K: 1 S: 6 H: 1 LOB: 0 BB: 0 P: 6	1B: 4 2B: 0 3B: 1 HR: 2	SF: 0 SAC: 0 DP: 0 HBP: 0						

PITCHER	IP	WLS	BF	H	R	ER	SO	BB	IBB	HBP	BLK	WP	HR	S	P	ERA	WHIP
Fergie Jenkins, R (1, 1) ERA: 3.0	9.0	W	35	7	2	2	7	1	0	0	0	0	2	48	52	2.00	0.889

PITCHER	IP	WLS	BF	H	R	ER	SO	BB	IBB	HBP	BLK	WP	HR	S	P	ERA	WHIP

TOP

Atlanta Braves @ Chicago Cubs

Wrigley Field, Chicago, IL

Thu Apr 25 1968, 3:33 AM CST

Att. 2,528 - Cloudy - 46 F

livebaseballscorecards.com

AB	34
R	2
H	7
RBI	2
BB	1
SO	7
LOB	9

PA: 35

WP: 0 PB: 0 SB: 0 CS: 0

Atlanta Braves @ Chicago Cubs

Wrigley Field, Chicago, IL

Thu Apr 25 1968, 3:33 AM CST

Att. 2,528 - Cloudy - 46 F

livebaseballscorecards.com

Batter	1	2	3	4	5	6	7	8	9	AB	R	H	RBI	BB	SO	LOB
Don Kessinger, S (1, 6) OBP: 0.442, SLG: 0.435	F7		CS 1B		3B			2B 1B		4	1	3	0	0	0	0
Glenn Beckert, R (1, 4) OBP: 0.311, SLG: 0.372	CS 1B		CS 1-2	F9	5-3			HR 2B 1-H		4	1	2	1	0	0	1
Billy Williams, L (1, 7) OBP: 0.302, SLG: 0.538	L9			G3		F8		P4		4	0	0	0	0	0	2
Ron Santo, R (1, 5) OBP: 0.412, SLG: 0.605	CS 1-2	BBB 14 G6-4-3 BB		HR		F9		HR 2-H		3	2	2	3	1	0	0
14 Ernie Banks, R (1, 3) OBP: 0.340, SLG: 0.592		G6-4-3 1-2f		1B 2B		F7		6-3		4	1	1	0	0	0	1
Lou Johnson, R (1, 9) OBP: 0.289, SLG: 0.421		FC6-4 1B		1B 2-H			4-3	4-3		4	0	2	1	0	0	0
Randy Hundley, R (1, 2) OBP: 0.262, SLG: 0.316		FC6-4 1-2f		P4			K SSS			3	0	0	0	0	1	2
Adolfo Phillips, R (1, 8) OBP: 0.318, SLG: 0.500			F3		P3		E4			3	0	0	0	0	0	0
Fergie Jenkins, R (1, 1) OBP: 0.091, SLG: 0.364			1-5-3		K SSS		1-3			3	0	0	0	0	1	1
Inning Stats	R: 0 H: 1 E: 0 LOB: 0 K: 0 BB: 0 S: 3 P: 3	R: 0 H: 1 E: 0 LOB: 1 K: 0 BB: 1 S: 3 P: 7	R: 0 H: 1 E: 0 LOB: 0 K: 0 BB: 0 S: 3 P: 3	R: 2 H: 3 E: 0 LOB: 1 K: 0 BB: 0 S: 6 P: 6	R: 0 H: 1 E: 0 LOB: 1 K: 1 BB: 0 S: 6 P: 6	R: 0 H: 0 E: 0 LOB: 0 K: 0 BB: 0 S: 3 P: 3	R: 0 H: 0 E: 1 LOB: 1 K: 1 BB: 0 S: 6 P: 6	R: 3 H: 3 E: 0 LOB: 0 K: 0 BB: 0 S: 6 P: 6		1B: 5 SF: 0 2B: 2 SAC: 0 3B: 1 DP: 1 HR: 2 HBP: 0						

	AB	32
	R	5
	H	10
	RBI	5
	BB	1
	SO	2
	LOB	7

WP: 0 PA: 35
PB: 0
SB: 0
CS: 2

PITCHER		IP	WLS	BF	H	R	ER	SO	BB	IBB	HBP	BLK	WP	HR	S	P	ERA	WHIP
Ken Johnson, R ERA: 2.45	(1, 1)	6.0	L	23	7	2	2	1	1	0	0	0	0	1	24	28	3.00	1.333
Cecil Upshaw, R ERA: 4.7	(7, 1)	2.0		10	3	3	3	1	0	0	0	0	0	1	12	12	13.50	1.500

PITCHER	IP	WLS	BF	H	R	ER	SO	BB	IBB	HBP	BLK	WP	HR	S	P	ERA	WHIP

Batter	1	2	3	4	5	6	7	8	9	AB	R	H	RBI	BB	SO	LOB
Tony Taylor, R (1, 5) OBP: 0.333, SLG: 0.351	S S S 0-3 ① K		S S S 0-3 ① K		x 0-0 ② 6-3			x 0-0 ① 5-3 1-2		4	0	0	0	0	2	1
Cookie Rojas, R (1, 4) OBP: 0.271, SLG: 0.316	B B B B 4-0 CS BB		x 0-0 E6		x 0-0 ③ 1-3			x 0-0 ② F9		3	0	0	0	1	0	1
Johnny Callison, L (1, 9) OBP: 0.327, SLG: 0.286	B B B B 4-0 ② 1-2 BB		x 0-0 ② F9			x 0-0 ① L3		x 0-0 ③ L3		3	0	0	0	1	0	2
Turk Farrell, R (8, 1)										0	0	0	0	0	0	0
Dick Allen, R (1, 7) OBP: 0.314, SLG: 0.500	x 0-0 ③ P5		S S S 0-3 ③ K			x 0-0 CS 1B			x 0-0 ① 6-3	4	0	1	0	0	1	2
Tony Gonzalez, L (1, 8) OBP: 0.317, SLG: 0.250		x 0-0 1B SF9 1B		S S S 0-3 ① K		S S S 0-3 ② K			x 0-0 ② 6-3	4	1	1	0	0	2	1
Bill White, L (1, 3) OBP: 0.300, SLG: 0.447		x 0-0 1-3 1B		x 0-0 ② F9		0-0 ③ CS 1-2	x 0-0 ① 6-3		x 0-0 1B	4	0	2	0	0	0	0
Clay Dalrymple, L (1, 2) OBP: 0.258, SLG: 0.222		x 0-0 ① SF9 3-H		x 0-0 1B			x 0-0 ② F3		x 0-0 ③ 4-3	3	0	1	1	0	0	1
Bobby Wine, R (1, 6) OBP: 0.290, SLG: 0.414		S S S 0-3 ② K		x 0-0 ③ F3			S S S 0-3 ③ K			3	0	0	0	0	2	2
Larry Jackson, R (1, 1) OBP: 0.111, SLG: 0.111		S S S 0-3 ③ K			x 0-0 ① 4-3			x 0-0 5-3 1B		2	0	0	0	0	1	1
Chris Short, R (7, 1) OBP: 0.100, SLG: 0.100										0	0	0	0	0	0	0
John Briggs, L (8, PH) OBP: 0.250, SLG: 0.250										1	0	1	0	0	0	0
(8, 9)																
Inning Stats	R: 0 E: 0 K: 1 S: 4 H: 0 LOB: 1 BB: 2 P: 12	R: 1 E: 0 K: 2 S: 9 H: 2 LOB: 1 BB: 0 P: 9	R: 0 E: 1 K: 2 S: 8 H: 0 LOB: 1 BB: 0 P: 8	R: 0 E: 0 K: 1 S: 6 H: 1 LOB: 1 BB: 0 P: 6	R: 0 E: 0 K: 0 S: 3 H: 0 LOB: 0 BB: 0 P: 3	R: 0 E: 0 K: 1 S: 5 H: 1 LOB: 0 BB: 0 P: 5	R: 0 E: 0 K: 1 S: 5 H: 0 LOB: 0 BB: 0 P: 5	R: 0 E: 0 K: 0 S: 4 H: 1 LOB: 1 BB: 0 P: 4	R: 0 E: 0 K: 0 S: 4 H: 1 LOB: 1 BB: 0 P: 4	1B: 6 2B: 0 3B: 0 HR: 0	SF: 1 SAC: 0 DP: 0 HBP: 0						

TOP

Philadelphia Phillies @ Atlanta Braves

Atlanta Stadium, Atlanta, GA

Fri Apr 26 1968, 6:05 PM EST

Att. 10,614 - Unknown

livebaseballscorecards.com

AB	31
R	1
H	6
RBI	1
BB	2
SO	8
LOB	11

WP: 0 PB: 0 SB: 0 CS: 2 PA: 35

PITCHER		IP	WLS	BF	H	R	ER	SO	BB	IBB	HBP	BLK	WP	HR	S	P	ERA	WHIP
Pat Jarvis, R ERA: 1.89	(1, 1)	9.0	W	34	6	1	0	8	2	0	0	0	0	0	48	56	0.00	0.889

PITCHER	IP	WLS	BF	H	R	ER	SO	BB	IBB	HBP	BLK	WP	HR	S	P	ERA	WHIP

BOTTOM

Philadelphia Phillies @ Atlanta Braves

Atlanta Stadium, Atlanta, GA

Fri Apr 26 1968, 6:05 PM EST

Att. 10,614 - Unknown

livebaseballscorecards.com

Batter	1	2	3	4	5	6	7	8	9	AB	R	H	RBI	BB	SO	LOB
Felipe Alou, R (1, 8) OBP: 0.322, SLG: 0.482	4-3		S 1B 1B	FC6-4 1-2f			1B 2B	E1 1-2 2-H		5	2	2	0	0	0	3
Sonny Jackson, L (1, 6) OBP: 0.222, SLG: 0.233	1B		1B 1-H 1B		F9		1B 2-H 1B	F8		5	0	3	2	0	0	2
Hank Aaron, R (1, 9) OBP: 0.424, SLG: 0.717	F8		1-3 1B		BBB E S BB		1B			3	0	2	0	1	0	1
Sandy Valdespino, L (1, 7) OBP: 0.455, SLG: 0.444 Deron Johnson, R (7, PH) OBP: 0.200, SLG: 0.222 (8, 3)	4-3		IBB		SSS K 1-3		F8			2 1	0 0	0 0	0 0	1 0	1 0	2 1
Tommie Aaron, R (1, 3) (8, 7) OBP: 0.348, SLG: 0.409		SSS K	6-3		6-3		SSS K			4	0	0	0	0	2	5
Clete Boyer, R (1, 5) OBP: 0.190, SLG: 0.296		F3		6-3		5-3		P5		4	0	0	0	0	0	0
Bob Tillman, R (1, 2) OBP: 0.256, SLG: 0.389		5-3		5-3		FC5-4		SSS K		4	0	1	0	0	1	0
Felix Millan, R (1, 4) OBP: 0.309, SLG: 0.240			B2-3	1B		FC5-4 1-2f		E7 E		4	1	2	0	0	0	1
Pat Jarvis, R (1, 1) OBP: 0.273, SLG: 0.200			SSS K	FC6-4 1-2		SSS K		BBB E BB		3	0	1	0	1	2	1
Inning Stats	R: 0 E: 0 K: 0 S: 4 H: 1 LOB: 1 BB: 0 P: 4	R: 0 E: 0 K: 1 S: 5 H: 0 LOB: 0 BB: 0 P: 5	R: 1 E: 0 K: 1 S: 8 H: 3 LOB: 3 BB: 1 P: 12	R: 0 E: 0 K: 0 S: 5 H: 2 LOB: 2 BB: 0 P: 5	R: 0 E: 0 K: 1 S: 5 H: 0 LOB: 1 BB: 1 P: 9	R: 0 E: 0 K: 1 S: 6 H: 1 LOB: 1 BB: 0 P: 6	R: 1 E: 0 K: 1 S: 7 H: 3 LOB: 1 BB: 0 P: 7	R: 1 E: 2 K: 1 S: 7 H: 1 LOB: 2 BB: 1 P: 11		1B: 10 2B: 1 3B: 0 HR: 0	SF: 0 SAC: 0 DP: 0 HBP: 0					

	AB	35
	R	3
	H	11
	RBI	2
	BB	3
	SO	6
	LOB	16

WP: 0 PB: 0 SB: 2 CS: 0 PA: 38

PITCHER		IP	WLS	BF	H	R	ER	SO	BB	IBB	HBP	BLK	WP	HR	S	P	ERA	WHIP
Larry Jackson, R ERA: 3.91	(1, 1)	6.1	L	30	10	2	2	4	1	1	0	0	0	0	36	44	2.84	1.737
Chris Short, L ERA: 2.27	(7, 1)	0.2		2	0	0	0	1	0	0	0	0	0	0	4	4	0.00	0.000
Turk Farrell, R ERA: 1.35	(8, 1)	1.0		6	1	1	0	1	1	0	0	0	0	0	7	11	0.00	2.000

PITCHER	IP	WLS	BF	H	R	ER	SO	BB	IBB	HBP	BLK	WP	HR	S	P	ERA	WHIP

Batter	1	2	3	4	5	6	7	8	9	AB	R	H	RBI	BB	SO	LOB
Tony Taylor, R (1, 5) OBP: 0.323, SLG: 0.328	6-3		5-3		F8		BB 1-2		6-3	4	0	0	0	1	0	1
Cookie Rojas, R (1, 4) OBP: 0.266, SLG: 0.306	P4			HR 1B 1B	F3		FC5 2-3f		K	5	1	1	0	0	1	2
Johnny Callison, L (1, 9) OBP: 0.339, SLG: 0.358	4-3			HR 1-3 1B	K			HR		4	2	2	1	0	1	0
Dick Allen, R (1, 7) OBP: 0.309, SLG: 0.538		F8		HR 1-H 3-H		L8		K		4	1	1	3	0	1	0
Don Lock, R (1, 8) OBP: 0.200, SLG: 0.143		P6		G5-4-3 BB 1B		6-3		E7 FC9-4 1B		3	0	1	0	0	0	0
Tony Gonzalez, L (8, PH) OBP: 0.333, SLG: 0.270 (8, 8)										1	0	1	0	0	0	0
Bill White, L (1, 3) OBP: 0.315, SLG: 0.429		3-1		G5-4-3 BB 1-2		6-3		FC9-4 IBB		2	0	0	0	2	0	0
Bobby Wine, R (1, 6) OBP: 0.257, SLG: 0.364			F2	G5-4-3 1-2f 2-3			F2	FC9-4 1-2f 2-3		4	0	0	0	0	0	4
Mike Ryan, R (1, 2) OBP: 0.150, SLG: 0.105			SH1-4 1B	IBB			P6	F9		3	0	1	0	1	0	2
Woodie Fryman, R (1, 1) OBP: 0.167, SLG: 0.167			SH1-4 1-2	K			FC5 BB 1B		B1-3	3	0	1	0	0	1	2
Inning Stats	R: 0 E: 0 K: 0 S: 3 H: 0 LOB: 0 BB: 0 P: 3	R: 0 E: 0 K: 0 S: 3 H: 0 LOB: 0 BB: 0 P: 3	R: 0 E: 0 K: 0 S: 4 H: 1 LOB: 1 BB: 0 P: 4	R: 3 E: 0 K: 1 S: 8 H: 4 LOB: 2 BB: 2 P: 16	R: 0 E: 0 K: 1 S: 5 H: 0 LOB: 0 BB: 0 P: 5	R: 0 E: 0 K: 0 S: 3 H: 0 LOB: 0 BB: 0 P: 3	R: 0 E: 0 K: 0 S: 4 H: 1 LOB: 2 BB: 1 P: 8	R: 1 E: 1 K: 1 S: 7 H: 2 LOB: 2 BB: 1 P: 11	R: 0 E: 0 K: 1 S: 5 H: 0 LOB: 0 BB: 0 P: 5	1B: 6 2B: 0 3B: 0 HR: 2 SF: 0 SAC: 1 DP: 1 HBP: 0						

TOP

Philadelphia Phillies @ Atlanta Braves

Atlanta Stadium, Atlanta, GA

Sat Apr 27 1968, 6:05 PM EST

Att. 14,207 - Unknown

livebaseballscorecards.com

AB	33
R	4
H	8
RBI	4
BB	4
SO	4
LOB	11

WP: 0 PB: 0 SB: 0 CS: 0 PA: 38

PITCHER		IP	WLS	BF	H	R	ER	SO	BB	IBB	HBP	BLK	WP	HR	S	P	ERA	WHIP
Dick Kelley, L ERA: 6.57	(1, 1)	3.0	L	15	5	3	3	0	1	0	0	0	0	1	14	18	9.00	2.000
Clay Carroll, R ERA: 2.0	(4, 1)	4.0		14	1	0	0	2	1	1	0	0	0	0	16	24	0.00	0.500
Cecil Upshaw, R ERA: 4.66	(8, 1)	2.0		9	2	1	1	2	0	1	0	0	0	1	12	16	4.50	1.000

PITCHER		IP	WLS	BF	H	R	ER	SO	BB	IBB	HBP	BLK	WP	HR	S	P	ERA	WHIP

BOTTOM

Philadelphia Phillies @ Atlanta Braves

Atlanta Stadium, Atlanta, GA

Sat Apr 27 1968, 6:05 PM EST

Att. 14,207 - Unknown

Batter	1	2	3	4	5	6	7	8	9	AB	R	H	RBI	BB	SO	LOB
Felipe Alou, R (1, 8) OBP: 0.333, SLG: 0.500	4-3		WP, E, 2B		1-3		1B			4	1	2	0	0	0	0
Sonny Jackson, L (1, 6) OBP: 0.209, SLG: 0.219	K		FC6, 2-H		4-3		K			4	0	0	0	0	2	1
Hank Aaron, R (1, 9) OBP: 0.429, SLG: 0.696	E, 1B		IBB		P3			F8		3	0	1	0	1	0	0
Deron Johnson, R (1, 3) OBP: 0.205, SLG: 0.205	E5, 1-2		F3			BBBB, 1B, BB		F3		3	0	0	0	1	0	3
Tommie Aaron, R (1, 7) OBP: 0.370, SLG: 0.462	F5		F7			G4-6-3, 1-2, 1B		2B		4	0	2	0	0	0	4
Clete Boyer, R (1, 5) OBP: 0.177, SLG: 0.276		L6		F9		P4		L4		4	0	0	0	0	0	3
Bob Tillman, R (1, 2) OBP: 0.233, SLG: 0.350		K		6-3		G4-6-3, 1-2f			L4	4	0	0	0	0	1	2
Felix Millan, R (1, 4) OBP: 0.305, SLG: 0.241		6-3		1B			K2-3		5-3	4	0	1	0	0	1	0
Dick Kelley, R (1, 1)			K	6-3			K		K	1	0	0	0	0	1	0
Clay Carroll, R (4, 1)										1	0	0	0	0	0	1
Woody Woodward, R (7, PH)										1	0	0	0	0	1	0
Cecil Upshaw, R (8, 1)										0	0	0	0	0	0	0
Tito Francona, L (9, PH)										1	0	0	0	0	1	0

	AB	34
	R	1
	H	6
	RBI	0
	BB	2
	SO	7
	LOB	14

livebaseballscorecards.com

Inning Stats										
	R: 0 E: 1 K: 1 S: 7	H: 1 LOB: 2 BB: 0 P: 7	R: 0 E: 0 K: 1 S: 5	H: 0 LOB: 0 BB: 0 P: 5	R: 1 E: 1 K: 1 S: 7	H: 1 LOB: 2 BB: 1 P: 11	R: 0 E: 0 K: 0 S: 4	H: 1 LOB: 1 BB: 0 P: 4	R: 0 E: 0 K: 0 S: 3	H: 0 LOB: 0 BB: 0 P: 3
	R: 0 E: 0 K: 0 S: 3	H: 1 LOB: 1 BB: 1 P: 7	R: 0 E: 0 K: 3 S: 10	H: 1 LOB: 1 BB: 0 P: 10	R: 0 E: 0 K: 0 S: 4	H: 1 LOB: 1 BB: 0 P: 4	R: 0 E: 0 K: 1 S: 5	H: 0 LOB: 0 BB: 0 P: 5	1B: 4 2B: 2 3B: 0 HR: 0	SF: 0 SAC: 0 DP: 1 HBP: 0

WP: 1 PB: 0 SB: 0 CS: 0 PA: 36

PITCHER	IP	WLS	BF	H	R	ER	SO	BB	IBB	HBP	BLK	WP	HR	S	P	ERA	WHIP
Woodie Fryman, L (1, 1) ERA: 1.78	9.0	W	36	6	1	0	7	1	1	0	0	1	0	48	56	0.00	0.778

PITCHER	IP	WLS	BF	H	R	ER	SO	BB	IBB	HBP	BLK	WP	HR	S	P	ERA	WHIP

Batter	1	2	3	4	5	6	7	8	9	AB	R	H	RBI	BB	SO	LOB
Tony Taylor, R (1, 5) OBP: 0.314, SLG: 0.318	1-3		5-3		E6 1B			WP SH1-4 1B 1B	K	5	1	1	0	0	1	1
Cookie Rojas, R (1, 4) OBP: 0.284, SLG: 0.323	BB 1B 1B		6-3		CS 1-3 1B			SH1-4 1-2		3	1	2	0	0	0	0
Johnny Callison, L (1, 9) OBP: 0.349, SLG: 0.368	F2		3-1		CS 1-2	FC4-6 1B		2-H 1B		4	0	2	1	0	0	1
Dick Allen, R (1, 7) OBP: 0.305, SLG: 0.509	1B 1-2 BB			K		L6		F8		3	0	0	0	1	1	2
Tony Gonzalez, L (1, 8) OBP: 0.326, SLG: 0.268	1-2 2-H 1B			F8		L8		G3		4	0	1	1	0	0	2
Bill White, L (1, 3) OBP: 0.310, SLG: 0.472	F9			HR		FC4-6 1-2f			F7	4	1	1	1	0	0	3
Clay Dalrymple, L (1, 2) OBP: 0.257, SLG: 0.258		3-1		4-3			3-1		2B 2B	4	1	1	0	0	0	0
Bobby Wine, R (1, 6) OBP: 0.231, SLG: 0.324		K			F7		F8		6-3	4	0	0	0	0	1	1
Rick Wise, R (1, 1) OBP: 0.286, SLG: 0.429 Turk Farrell, R (9, 1)		6-3			K		6-3		2-H 2B	4 0	0 0	1 0	1 0	0 0	1 0	0 0
Inning Stats	R: 1 E: 0 K: 0 S: 5 H: 2 LOB: 2 BB: 1 P: 9	R: 0 E: 0 K: 1 S: 5 H: 0 LOB: 0 BB: 0 P: 5	R: 0 E: 0 K: 0 S: 3 H: 0 LOB: 0 BB: 0 P: 3	R: 1 E: 0 K: 1 S: 6 H: 1 LOB: 0 BB: 0 P: 6	R: 0 E: 1 K: 1 S: 6 H: 1 LOB: 1 BB: 0 P: 6	R: 0 E: 0 K: 0 S: 4 H: 1 LOB: 1 BB: 0 P: 4	R: 0 E: 0 K: 0 S: 3 H: 0 LOB: 0 BB: 0 P: 3	R: 1 E: 0 K: 0 S: 5 H: 2 LOB: 1 BB: 0 P: 5	R: 1 E: 0 K: 1 S: 7 H: 2 LOB: 1 BB: 0 P: 7	1B: 6 2B: 2 3B: 0 HR: 1 SF: 0 SAC: 1 DP: 0 HBP: 0							WP: 1 PB: 0 SB: 0 CS: 1 PA: 38

PITCHER		IP	WLS	BF	H	R	ER	SO	BB	IBB	HBP	BLK	WP	HR	S	P	ERA	WHIP
Phil Niekro, R ERA: 3.67	(1, 1)	8.0	L	32	7	3	3	3	1	0	0	0	1	1	37	41	3.38	1.000
Claude Raymond, R ERA: 1.69	(9, 1)	1.0		5	2	1	1	1	0	0	0	0	0	0	7	7	9.00	2.000

PITCHER	IP	WLS	BF	H	R	ER	SO	BB	IBB	HBP	BLK	WP	HR	S	P	ERA	WHIP

TOP

Philadelphia Phillies @ Atlanta Braves

Atlanta Stadium, Atlanta, GA

Sun Apr 28 1968, 3:33 AM EDT

Att. 13,442 - Unknown

livebaseballscorecards.com

AB	35
R	4
H	9
RBI	4
BB	1
SO	4
LOB	10

Batter	1	2	3	4	5	6	7	8	9	AB	R	H	RBI	BB	SO	LOB
Felipe Alou, R (1, 8) OBP: 0.358, SLG: 0.578	F7		CS 1B			HR			HR 2B	4	2	3	1	0	0	0
Sonny Jackson, L (1, 6) OBP: 0.211, SLG: 0.221	6-3		CS 1-2	F2		1B			F6	4	0	1	0	0	0	1
Hank Aaron, R (1, 9) OBP: 0.418, SLG: 0.717	F5			F9		6-3			2-H HR	4	1	1	2	0	0	1
Sandy Valdespino, L (1, 7) OBP: 0.438, SLG: 0.425		4-3		K			3-1		WP 1B	4	0	1	0	0	1	0
Deron Johnson, R (1, 3) OBP: 0.188, SLG: 0.186		6-3			K		L5		K 1-2	4	0	0	0	0	2	1
Felix Millan, R (1, 4) OBP: 0.302, SLG: 0.259		2B			F7		F8		K2-3	4	0	1	0	0	1	1
Bob Tillman, R (1, 2) OBP: 0.217, SLG: 0.326		K			L6			P6		3	0	0	0	0	1	1
Woody Woodward, R (1, 5) Tito Francona, L (8, PH) Clete Boyer, R (9, 5) OBP: 0.177, SLG: 0.276			5-3			K		F7		2 1 0	0 0 0	0 0 0	0 0 0	1 0 0	0 0 0	0 0 0
Phil Niekro, R (1, 1) OBP: 0.111, SLG: 0.444 Mike Lum, L (8, PH) OBP: 0.353, SLG: 0.471 Claude Raymond, R (9, 1)			4-3			K		K		2 1 0	0 0 0	0 0 0	0 0 0	1 1 0	0 0 0	0 0 0
Inning Stats	R: 0 E: 0 K: 0 S: 3 H: 0 LOB: 0 BB: 0 P: 3	R: 0 E: 0 K: 1 S: 6 H: 1 LOB: 1 BB: 0 P: 6	R: 0 E: 0 K: 0 S: 3 H: 1 LOB: 0 BB: 0 P: 3	R: 0 E: 0 K: 1 S: 5 H: 0 LOB: 0 BB: 0 P: 5	R: 0 E: 0 K: 1 S: 5 H: 0 LOB: 0 BB: 0 P: 5	R: 1 E: 0 K: 2 S: 9 H: 2 LOB: 1 BB: 0 P: 9	R: 0 E: 0 K: 0 S: 3 H: 0 LOB: 0 BB: 0 P: 3	R: 0 E: 0 K: 1 S: 5 H: 0 LOB: 0 BB: 0 P: 5	R: 2 E: 0 K: 2 S: 10 H: 3 LOB: 1 BB: 0 P: 10	1B: 3 2B: 2 3B: 0 HR: 2	SF: 0 SAC: 0 DP: 0 HBP: 0					

PITCHER		IP	WLS	BF	H	R	ER	SO	BB	IBB	HBP	BLK	WP	HR	S	P	ERA	WHIP
Rick Wise, R ERA: 3.57	(1, 1)	8.1	W	31	7	3	3	6	0	0	0	0	0	2	43	43	3.24	0.840
Turk Farrell, R ERA: 1.23	(9, 1)	0.2	S	2	0	0	0	2	0	0	0	0	1	0	6	6	0.00	0.000

PITCHER	IP	WLS	BF	H	R	ER	SO	BB	IBB	HBP	BLK	WP	HR	S	P	ERA	WHIP

BOTTOM

Philadelphia Phillies @ Atlanta Braves

Atlanta Stadium, Atlanta, GA

Sun Apr 28 1968, 3:33 AM EDT

Att. 13,442 - Unknown

livebaseballscorecards.com

AB	33
R	3
H	7
RBI	3
BB	0
SO	8
LOB	5

WP: 1 PA: 34
PB: 0
SB: 0
CS: 1

Batter	1	2	3	4	5	6	7	8	9	AB	R	H	RBI	BB	SO	LOB
Felipe Alou, R (1, 8) OBP: 0.361, SLG: 0.559	6-3		1B 1B 3-H		B B B 4-0 E 1B G3 BB		5-3	1-2f 2-3 FC1-6		4	1	1	1	1	0	2
Sonny Jackson, L (1, 6) OBP: 0.211, SLG: 0.219	E4 K		F7		E5 G3 1-3 1B 1B		3-1	F5		5	1	1	0	0	0	3
Hank Aaron, R (1, 9) OBP: 0.431, SLG: 0.708	K 1-2		1B 1-3		K		E 1B		CS 1B	5	0	3	0	0	2	3
Sandy Valdespino, L (1, 7) OBP: 0.434, SLG: 0.422		1B G6-4-3 1B	K		G3 1-2 3-H		4-3 1-3		WP 1-2 1B	5	1	2	1	0	1	4
Tito Francona, L (1, 3) OBP: 0.400, SLG: 0.700 Deron Johnson, R (8, 3) OBP: 0.184, SLG: 0.182		G6-4-3 1-3 1B		S 1B 1B	S 2-H 1B			HR	F8 1-2	4 1	2 0	4 0	2 0	0 0	0 0	0 1
Clete Boyer, R (1, 5) OBP: 0.179, SLG: 0.270	G6-4-3 1-2f 3-H			F8 1-2	F6 1-2			E8 1B 1B	F4	5	1	1	0	0	0	4
Bob Tillman, R (1, 2) OBP: 0.220, SLG: 0.319	F7			0-0 2-H 1B	1-3		1-3	K		4	0	1	1	0	1	1
Felix Millan, R (1, 4) OBP: 0.313, SLG: 0.279			SH1-4 1B 2B	F8	1-3		1-3	FC1-6 1B IBB		3	1	1	0	1	0	1
Ron Reed, R (1, 1) OBP: 0.400, SLG: 0.400			SH1-4 2-3	K	K		K	1-2 2-H FC1-6 1B		3	0	1	1	0	2	1
Inning Stats	R: 0 E: 1 K: 1 S: 5 H: 0 LOB: 0 BB: 0 P: 5	R: 1 E: 0 K: 0 S: 4 H: 2 LOB: 0 BB: 0 P: 4	R: 1 E: 0 K: 1 S: 8 H: 3 LOB: 2 BB: 0 P: 8	R: 1 E: 0 K: 1 S: 7 H: 2 LOB: 1 BB: 0 P: 7	R: 2 E: 1 K: 1 S: 7 H: 2 LOB: 1 BB: 1 P: 11	R: 0 E: 0 K: 1 S: 5 H: 0 LOB: 0 BB: 0 P: 5	R: 0 E: 1 K: 0 S: 4 H: 1 LOB: 1 BB: 0 P: 4	R: 2 E: 1 K: 1 S: 8 H: 3 LOB: 2 BB: 1 P: 12	R: 0 E: 0 K: 0 S: 4 H: 2 LOB: 1 BB: 0 P: 4	1B: 13 2B: 1 3B: 0 HR: 1 SF: 0 SAC: 1 DP: 1 HBP: 0						

PITCHER	IP	WLS	BF	H	R	ER	SO	BB	IBB	HBP	BLK	WP	HR	S	P	ERA	WHIP
Juan Marichal, R (1, 1) ERA: 3.43	7.0	L	33	12	7	7	5	1	0	0	0	0	1	42	46	9.00	1.857
Ron Herbel, R (8, 1) ERA:	1.0		5	1	0	0	1	0	1	0	0	0	0	6	10	0.00	1.000
Joe Gibbon, L (9, 1) ERA:	1.0		4	2	0	0	0	0	0	0	0	1	0	4	4	0.00	2.000

PITCHER	IP	WLS	BF	H	R	ER	SO	BB	IBB	HBP	BLK	WP	HR	S	P	ERA	WHIP

TOP

Atlanta Braves @ San Francisco Giants

Candlestick Park, San Francisco, CA

Mon Apr 29 1968, 6:33 AM EDT

Att. 4,090 - Unknown

livebaseballscorecards.com

AB	39
R	7
H	15
RBI	6
BB	2
SO	6
LOB	20

WP: 1	PB: 0	SB: 2	CS: 1
PA: 42			

BOTTOM

Atlanta Braves @ San Francisco Giants

Candlestick Park, San Francisco, CA

Mon Apr 29 1968, 6:33 AM EDT

Att. 4,090 - Unknown

livebaseballscorecards.com

Batter	1	2	3	4	5	6	7	8	9	AB	R	H	RBI	BB	SO	LOB
Jesus Alou, R (1, 9) OBP: 0.262, SLG: 0.338	F6			4-3			F8		5-3	4	0	0	0	0	0	0
Ron Hunt, R (1, 4) OBP: 0.371, SLG: 0.288	6-3			6-3			K		F9	4	0	0	0	0	1	0
Willie Mays, R (1, 8) OBP: 0.377, SLG: 0.554	F8			F7			1B		2B	4	0	2	0	0	0	0
Willie McCovey, L (1, 3) OBP: 0.338, SLG: 0.417		1-3			K		F8		4-3	4	0	0	0	0	1	2
Jim Ray Hart, R (1, 7) (9, 5) OBP: 0.400, SLG: 0.596		F9			6-3			BB 5-3 3B		2	1	0	0	1	0	0
Jim Davenport, R (1, 5) (9, 6) OBP: 0.266, SLG: 0.254		F9			K			5-3 1-2		3	0	0	0	0	1	1
Jack Hiatt, R (1, 2) OBP: 0.432, SLG: 0.594			5-3		K			3-1 2-H 3B		3	0	1	1	0	1	0
Frank Johnson, R (8, PR) OBP: 0.222, SLG: 0.222										0	1	0	0	0	0	0
Dick Dietz, R (9, 2)										0	0	0	0	0	0	0
Hal Lanier, R (1, 6) OBP: 0.190, SLG: 0.190			K		5-3			3-1 3-H		2	0	0	0	0	1	0
Dave Marshall, L (8, PH) OBP: 0.125, SLG: 0.125										1	0	0	1	0	0	0
(9, 7)																
Juan Marichal, R (1, 1) OBP: 0.059, SLG: 0.059			F4		L8			L4-3		2	0	0	0	0	0	0
Ron Herbel, R (8, 1)										0	0	0	0	0	0	0
Ty Cline, L (8, PH)										1	0	0	0	0	0	1
Joe Gibbon, R (9, 1)										0	0	0	0	0	0	0
Inning Stats	R: 0 E: 0 K: 0 S: 3 H: 0 LOB: 0 BB: 0 P: 3	R: 0 E: 0 K: 0 S: 3 H: 0 LOB: 0 BB: 0 P: 3	R: 0 E: 0 K: 1 S: 5 H: 0 LOB: 0 BB: 0 P: 5	R: 0 E: 0 K: 0 S: 3 H: 0 LOB: 0 BB: 0 P: 3	R: 0 E: 0 K: 2 S: 7 H: 0 LOB: 0 BB: 0 P: 7	R: 0 E: 0 K: 1 S: 5 H: 0 LOB: 0 BB: 0 P: 5	R: 0 E: 0 K: 1 S: 6 H: 1 LOB: 1 BB: 0 P: 6	R: 2 E: 0 K: 0 S: 4 H: 1 LOB: 1 BB: 1 P: 8	R: 0 E: 0 K: 0 S: 4 H: 1 LOB: 1 BB: 0 P: 4	1B: 1 2B: 1 3B: 1 HR: 0 SF: 0 SAC: 0 DP: 0 HBP: 0	WP: 0 PB: 0 SB: 0 CS: 0 PA: 31					

PITCHER	IP	WLS	BF	H	R	ER	SO	BB	IBB	HBP	BLK	WP	HR	S	P	ERA	WHIP
Ron Reed, R (1, 1) ERA: 3.38	9.0	W	31	3	2	2	5	1	0	0	0	0	0	40	44	2.00	0.444

PITCHER	IP	WLS	BF	H	R	ER	SO	BB	IBB	HBP	BLK	WP	HR	S	P	ERA	WHIP

Atlanta Braves @ San Francisco Giants

Candlestick Park, San Francisco, CA

Tue Apr 30 1968, 6:33 AM EDT

Att. 3,408 - Unknown

TOP

livebaseballscorecards.com

Batter	1	2	3	4	5	6	7	8	9	AB	R	H	RBI	BB	SO	LOB
Felipe Alou, R (1, 8) OBP: 0.351, SLG: 0.548	S S S 0-3 ① K		x 0-0 1B FC1-2 2B	x 0-0 ③ FC5-4 1-2f			x 0-0 ① F2		x 0-0 ②③ L5-3 1-2	5	0	1	0	0	1	4
Sonny Jackson, L (1, 6) OBP: 0.225, SLG: 0.234	x 0-0 BB 1B		x 0-0 FC1-2 2-3 1B		x 0-0 ① 5-3		x 0-0 ② F8			4	0	2	0	0	0	0
Hank Aaron, R (1, 9) OBP: 0.434, SLG: 0.706	B B B 4-0 FC6-4 1-2 BB		S S S 0-3 ① K		x 0-0 PB 2B		x 0-0 ③ 6-3			3	0	1	0	1	1	2
Deron Johnson, R (1, 3) OBP: 0.170, SLG: 0.167	S S S 0-3 ② K		x 0-0 ② FC1-2 1-2 3-H		S S S 0-3 ② K 2-3			x 0-0 ① 6-3		4	0	0	0	0	2	5
Clete Boyer, R (1, 5) OBP: 0.183, SLG: 0.269	x 0-0 ③ FC6-4 1-2f		x 0-0 ③ F9		x 0-0 ③ 6-3			x 0-0 G5-4-3 1B		4	0	1	0	0	0	5
Tommie Aaron, R (1, 7) OBP: 0.355, SLG: 0.467		x 0-0 ① F3		x 0-0 ① F7		x 0-0 2B		x 0-0 ②③ G5-4-3 1-2f		4	0	1	0	0	0	1
Bob Tillman, R (1, 2) OBP: 0.222, SLG: 0.314		x 0-0 ② F8		x 0-0 1B 1B		x 0-0 ① 5-3			x 0-0 ① F9	4	0	1	0	0	0	1
Felix Millan, R (1, 4) OBP: 0.324, SLG: 0.292		x 0-0 FC6-4 1B		x 0-0 ② F9		x 0-0 ② F7			x 0-0 FC 1B	4	0	2	0	0	0	2
Ken Johnson, R (1, 1) OBP: 0.125, SLG: 0.125		x 0-0 ③ FC6-4 1-2f		x 0-0 FC5-4 1-3 1B		S S S 0-3 ③ K			x 0-0 FC L5-3 1-2	3	0	1	0	0	1	2
Clay Carroll, R (6, 1)										0	0	0	0	0	0	0
Woody Woodward, R (9, PH)										1	0	0	0	0	1	1

	AB	36
	R	0
	H	10
	RBI	0
	BB	1
	SO	5
	LOB	23

Inning Stats										
	R: 0	H: 1	R: 0	H: 1	R: 0	H: 2	R: 0	H: 2	R: 0	H: 1
	E: 0	LOB: 2	E: 0	LOB: 1	E: 0	LOB: 2	E: 0	LOB: 2	E: 0	LOB: 1
	K: 2	BB: 1	K: 0	BB: 0	K: 1	BB: 0	K: 0	BB: 0	K: 1	BB: 0
	S: 8	P: 12	S: 4	P: 4	S: 7	P: 7	S: 5	P: 5	S: 6	P: 6

Inning Stats										
	R: 0	H: 1	R: 0	H: 0	R: 0	H: 1	R: 0	H: 0	R: 0	H: 1
	E: 0	LOB: 0	E: 0	LOB: 0	E: 0	LOB: 0	E: 0	LOB: 1	E: 0	LOB: 1
	K: 1	BB: 0	K: 0	BB: 0	K: 0	BB: 0	K: 0	BB: 0	K: 0	BB: 0
	S: 6	P: 6	S: 3	P: 3	S: 3	P: 3	S: 4	P: 4	1B: 7	SF: 0
									2B: 4	SAC: 0
									3B: 0	DP: 2
									HR: 0	HBP: 0

WP: 0 PA: 37
PB: 1
SB: 0
CS: 0

PITCHER	IP	W/L/S	BF	H	R	ER	SO	BB	IBB	HBP	BLK	WP	HR	S	P	ERA	WHIP
Ray Sadecki, L (1, 1) ERA: 0.25	9.0	W	37	10	0	0	5	1	0	0	0	0	0	46	50	0.00	1.222

PITCHER	IP	W/L/S	BF	H	R	ER	SO	BB	IBB	HBP	BLK	WP	HR	S	P	ERA	WHIP

BOTTOM

Atlanta Braves @ San Francisco Giants

Candlestick Park, San Francisco, CA

Tue Apr 30 1968, 6:33 AM EDT

Att. 3,408 - Unknown

livebaseballscorecards.com

Batter	1	2	3	4	5	6	7	8	9	AB	R	H	RBI	BB	SO	LOB
Ron Hunt, R (1, 4) OBP: 0.373, SLG: 0.273	HBP		HBP		K		F3	E5		3	2	0	0	0	1	1
Dave Marshall, L (1, 9)	K		FC4-6			S 1B 1B	S 1B	2B		5	2	3	1	0	1	2
Willie Mays, R (1, 8) OBP: 0.364, SLG: 0.525	F7		F8			F3	BB 1B	5-3		5	1	1	1	0	0	4
Willie McCovey, L (1, 3) OBP: 0.361, SLG: 0.429	1B			F2		S 1B	1B			3	1	2	1	1	0	0
Jim Ray Hart, R (1, 7) OBP: 0.406, SLG: 0.590	1B			K		K				4	0	2	1	0	2	2
Jim Davenport, R (1, 5) OBP: 0.279, SLG: 0.270		G4-3 1B		6-3		1B	5-3			4	0	2	2	0	0	2
Jack Hiatt, R (1, 2) OBP: 0.415, SLG: 0.556		G4-3			F3			F4		4	0	1	0	0	0	1
Hal Lanier, R (1, 6) OBP: 0.217, SLG: 0.217		G3			1B	1-3		SH1-4 E 1B		4	1	2	0	0	0	2
Ray Sadecki, L (1, 1) OBP: 0.077, SLG: 0.077			G3		F8		3-1	SH1-4		3	0	0	0	0	0	1
Inning Stats	R: 1 H: 2 E: 0 LOB: 2 K: 1 BB: 0 S: 6 P: 7	R: 0 H: 1 E: 0 LOB: 0 K: 0 BB: 0 S: 3 P: 3	R: 0 H: 0 E: 0 LOB: 1 K: 0 BB: 0 S: 3 P: 4	R: 0 H: 0 E: 0 LOB: 0 K: 1 BB: 0 S: 5 P: 5	R: 0 H: 1 E: 0 LOB: 1 K: 1 BB: 0 S: 6 P: 6	R: 2 H: 4 E: 0 LOB: 2 K: 1 BB: 0 S: 9 P: 9	R: 2 H: 3 E: 0 LOB: 2 K: 0 BB: 1 S: 6 P: 10	R: 2 H: 2 E: 1 LOB: 1 K: 0 BB: 0 S: 6 P: 6		1B: 12 SF: 0 2B: 1 SAC: 1 3B: 0 DP: 1 HR: 0 HBP: 2						

	AB	35
	R	7
	H	13
	RBI	6
	BB	1
	SO	4
	LOB	15

WP: 0 PA: 39
PB: 0
SB: 4
CS: 0

PITCHER		IP	WLS	BF	H	R	ER	SO	BB	IBB	HBP	BLK	WP	HR	S	P	ERA	WHIP
Ken Johnson, R ERA: 2.93	(1, 1)	5.2	L	25	8	3	3	4	0	0	2	0	0	0	31	33	4.76	1.412
Clay Carroll, R ERA: 3.18	(6, 1)	2.1		14	5	4	2	0	1	0	0	0	0	0	13	17	7.71	2.571

PITCHER	IP	WLS	BF	H	R	ER	SO	BB	IBB	HBP	BLK	WP	HR	S	P	ERA	WHIP

Atlanta Braves @ Los Angeles Dodgers

Dodger Stadium, Los Angeles, CA

Wed May 01 1968, 7:05 PM PDT

Att. 14,815 - Unknown

livebaseballscorecards.com

TOP

Batter	1	2	3	4	5	6	7	8	9	AB	R	H	RBI	BB	SO	LOB
Felipe Alou, R (1, 8) OBP: 0.378, SLG: 0.558	0-0 1B WP 1B 1B		0-0 F9			0-0 P4-3 1B 1B	4-0 IBB		0-0 FC6-4 1-3 1B	4	1	3	0	1	0	0
Sonny Jackson, L (1, 6) OBP: 0.224, SLG: 0.232	0-0 BB 1-3 1B 1B		0-0 1-3			0-0 F5	0-0 F8		0-0 FC6-4 1B IBB 1-2f E	5	2	1	0	0	0	6
Hank Aaron, R (1, 9) OBP: 0.444, SLG: 0.690	B B B B 4-0 1B 7-2 1-2 BB		S S S 0-3 K			0-0 P4-3 1-2 1B		S S S 0-3 K	4-0 E FC6-2 1-2 IBB	3	0	1	0	2	2	0
Tito Francona, L (1, 3) OBP: 0.533, SLG: 0.714 Deron Johnson, R (9, 3) OBP: 0.170, SLG: 0.167	0-0 1-3 2-H 3-H 1B			B B B B 4-0 FC4-6 BB		0-0 P4-3 1-2 2-3		0-0 1B 1B	0-0 E4 FC6-2 1-3 2-H 3-H 2B 1B	4	2	3	3	1	0	2
										0	0	0	0	0	0	0
Sandy Valdespino, L (1, 7) OBP: 0.411, SLG: 0.396 Tommie Aaron, R (8, PH) OBP: 0.364, SLG: 0.469 (8, 7) Claude Raymond, R (9, 1)	0-0 7-2 3-Hf			0-0 FC4-6 P4-6-3 1-2f		0-0 6-3		0-0 1B CS 1-3 1B	0-0 FC6-2 2B 2-3 3-H	3	0	0	0	0	0	5
										2	1	1	0	0	0	2
										0	0	0	0	0	0	0
Clete Boyer, R (1, 5) OBP: 0.197, SLG: 0.292	0-0 1-3			0-0 P4-6-3 1-2f			0-0 6-3	0-0 1B 1-3 3-H 1B	0-0 1-H 3-H 2B	5	0	2	3	0	0	2
Felix Millan, R (1, 4) OBP: 0.329, SLG: 0.300		0-0 6-3			0-0 P4-3		0-0 SH1-4 1B 1B	0-0 FC6-4 1-2 3-H 1B	0-0 P4-3	5	0	2	0	0	0	1
Marty Martinez, S (1, 2) OBP: 0.250, SLG: 0.250		0-0 5-3			S S S 0-3 K		0-0 SH1-4 1-2 1B	0-0 FC6-4 1-2f		4	0	1	0	0	1	2
Pat Jarvis, R (1, 1) OBP: 0.231, SLG: 0.167 Mike Lum, L (9, PH) OBP: 0.389, SLG: 0.500 (9, 7)		0-0 1-3			0-0 6-3		0-0 SH1-4 1-2 2-3		0-0 1B 1B 1B	2	0	0	0	0	0	0
										1	1	1	0	0	0	0
Inning Stats	R: 2 E: 0 K: 0 S: 5 H: 3 LOB: 1 BB: 1 P: 9	R: 0 E: 0 K: 0 S: 3 H: 0 LOB: 0 BB: 0 P: 3	R: 0 E: 0 K: 1 S: 5 H: 0 LOB: 0 BB: 0 P: 5	R: 0 E: 0 K: 0 S: 2 H: 0 LOB: 0 BB: 1 P: 6	R: 0 E: 0 K: 1 S: 5 H: 0 LOB: 0 BB: 0 P: 5	R: 0 E: 0 K: 0 S: 5 H: 2 LOB: 2 BB: 0 P: 5	R: 0 E: 0 K: 0 S: 5 H: 2 LOB: 3 BB: 1 P: 9	R: 1 E: 0 K: 1 S: 8 H: 4 LOB: 2 BB: 0 P: 8	R: 4 E: 1 K: 0 S: 7 H: 4 LOB: 1 BB: 1 P: 11	1B: 14 2B: 2 3B: 0 HR: 0 SF: 0 SAC: 1 DP: 2 HBP: 0							

	AB	38
	R	7
	H	15
	RBI	6
	BB	4
	SO	3
	LOB	20

WP: 1 PB: 0 SB: 0 CS: 1 PA: 43

PITCHER		IP	WLS	BF	H	R	ER	SO	BB	IBB	HBP	BLK	WP	HR	S	P	ERA	WHIP
Don Drysdale, R ERA: 3.18	(1, 1)	7.0		29	7	2	2	2	2	1	0	0	1	0	30	42	2.57	1.286
Jim Brewer, L ERA: 1.93	(8, 1)	0.2		5	4	1	1	1	0	0	0	0	0	0	7	7	13.50	6.000
Mudcat Grant, R ERA: 3.24	(8, 1)	0.1	L	3	2	2	2	0	0	0	0	0	0	0	3	3	54.00	6.000
Jack Billingham, R ERA: 2.45	(9, 1)	1.0		6	2	2	2	0	0	1	0	0	0	0	5	9	18.00	2.000

PITCHER		IP	WLS	BF	H	R	ER	SO	BB	IBB	HBP	BLK	WP	HR	S	P	ERA	WHIP

Batter	1	2	3	4	5	6	7	8	9	AB	R	H	RBI	BB	SO	LOB
Jim Fairey, L (1, 7) OBP: 0.250, SLG: 0.346	1B		L8		K			F9		4	0	1	0	0	1	0
Zoilo Versalles, R (1, 6) OBP: 0.235, SLG: 0.312	K		6-3		L5			3B 1B		4	1	1	0	0	1	1
Willie Davis, L (1, 8) OBP: 0.316, SLG: 0.462	1-3 1B		HR			F9		1-H SF9 3B		4	2	3	2	0	0	0
Ron Fairly, L (1, 9) OBP: 0.254, SLG: 0.246	K		F3			F4		SF9 3-H		3	0	0	1	0	1	2
Wes Parker, S (1, 3) OBP: 0.312, SLG: 0.333	K			F7		K		6-3		4	0	0	0	0	2	2
Tom Haller, L (1, 2) OBP: 0.357, SLG: 0.373		FC4-6 1B		1B			F9		F7	4	0	2	0	0	0	0
Luis Alcaraz, R (1, 5) OBP: 0.292, SLG: 0.295		FC4-6 WP 1-2f		F8			1B		1B	4	0	2	0	0	0	2
Paul Popovich, S (1, 4) OBP: 0.174, SLG: 0.095		K 1-2		P7			P8		P9	4	0	0	0	0	1	4
Don Drysdale, R (1, 1) OBP: 0.091, SLG: 0.091		G1			5-3		F8		4-3	2	0	0	0	0	0	1
Len Gabrielson, L (7, PH) OBP: 0.167, SLG: 0.167										1	0	0	0	0	0	1
Jim Brewer, L (8, 1)										0	0	0	0	0	0	0
Mudcat Grant, R (8, 1) OBP: 0.400, SLG: 0.400										0	0	0	0	0	0	0
Jack Billingham, R (9, 1)										0	0	0	0	0	0	0
Cleo James, R (9, PH) OBP: 0.200, SLG: 0.200										1	0	0	0	0	0	1
Inning Stats	R: 0 E: 0 K: 3 S: 11 H: 2 LOB: 2 BB: 0 P: 11	R: 0 E: 0 K: 1 S: 6 H: 1 LOB: 1 BB: 0 P: 6	R: 1 E: 0 K: 0 S: 4 H: 1 LOB: 0 BB: 0 P: 4	R: 0 E: 0 K: 0 S: 4 H: 1 LOB: 1 BB: 0 P: 4	R: 0 E: 0 K: 1 S: 5 H: 0 LOB: 0 BB: 0 P: 5	R: 0 E: 0 K: 1 S: 5 H: 0 LOB: 0 BB: 0 P: 5	R: 0 E: 0 K: 0 S: 4 H: 1 LOB: 1 BB: 0 P: 4	R: 2 E: 0 K: 0 S: 5 H: 2 LOB: 0 BB: 0 P: 5	R: 0 E: 0 K: 0 S: 4 H: 1 LOB: 1 BB: 0 P: 4	1B: 7 2B: 0 3B: 1 HR: 1	SF: 1 SAC: 0 DP: 0 HBP: 0						

PITCHER	IP	WLS	BF	H	R	ER	SO	BB	IBB	HBP	BLK	WP	HR	S	P	ERA	WHIP
Pat Jarvis, R (1, 1) ERA: 2.18	8.0	W	32	8	3	3	6	0	0	0	0	1	1	44	44	3.38	1.000
Claude Raymond, R (9, 1) ERA: 1.42	1.0	S	4	1	0	0	0	0	0	0	0	0	0	4	4	0.00	1.000

PITCHER	IP	WLS	BF	H	R	ER	SO	BB	IBB	HBP	BLK	WP	HR	S	P	ERA	WHIP

BOTTOM

Atlanta Braves @ Los Angeles Dodgers

Dodger Stadium, Los Angeles, CA

Wed May 01 1968, 7:05 PM PDT

Att. 14,815 - Unknown

livebaseballscorecards.com

AB	35
R	3
H	9
RBI	3
BB	0
SO	6
LOB	14

WP: 1	PA: 36					
PB: 0						
SB: 0						
CS: 0						

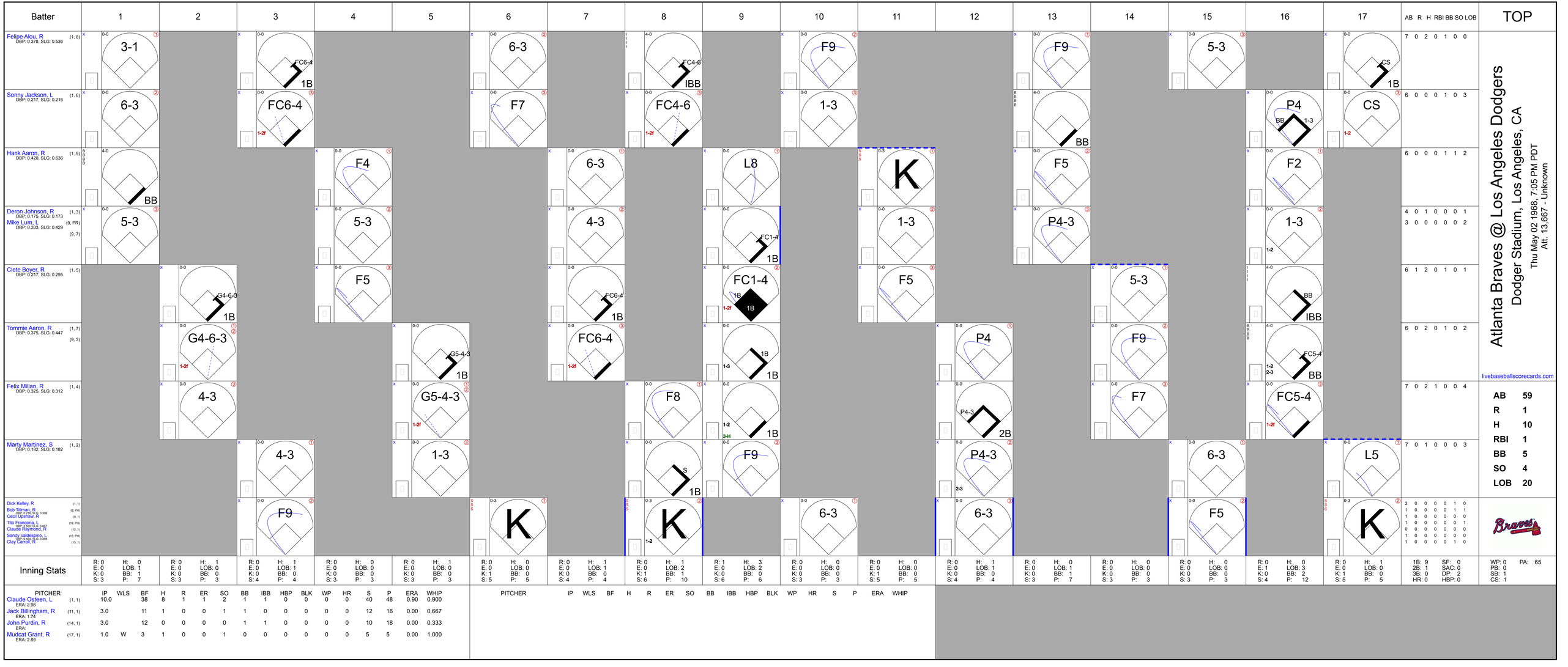
Batter
1
2
3
4
5
6
7
8
9
10
11
12
13
14
15
16
17
AB R H RBI BB SO LOB
TOP
Felipe Alou, R (1, 8) OBP: 0.378, SLG: 0.536
3-1
FC6-4 1B
6-3
F4
6-3
L8
K
F9
F9
5-3
CS 1B
7 0 2 0 1 0 0
Sonny Jackson, L (1, 6) OBP: 0.217, SLG: 0.216
6-3
FC6-4 1-2f
F7
FC4-6 1-2f
1-3
BB
P4 BB 1-3
CS 1-2
6 0 0 0 1 0 3
Hank Aaron, R (1, 9) OBP: 0.420, SLG: 0.636
BB
F5
F2
6 0 0 0 1 1 2
Deron Johnson, R (1, 3) OBP: 0.175, SLG: 0.173
5-3
5-3
4-3
FC1-4 1B
1-3
P4-3
1-3 1-2
4 0 1 0 0 0 1
Mike Lum, L (9, PR) (9, 7) OBP: 0.333, SLG: 0.429
3 0 0 0 0 0 2
Clete Boyer, R (1, 5) OBP: 0.217, SLG: 0.295
G4-6-3 1B
F5
FC6-4 1B
FC1-4 1B 1B 1-2f
F5
5-3
BB IBB
6 1 2 0 1 0 1
Tommie Aaron, R (1, 7) (9, 3) OBP: 0.375, SLG: 0.447
G4-6-3 1-2f
G5-4-3 1B
FC6-4 1-2f
1B 1-3 1B
P4
F9
FC5-4 1-2 2-3 BB
6 0 2 0 1 0 2
Felix Millan, R (1, 4) OBP: 0.325, SLG: 0.312
4-3
G5-4-3 1-2f
F8
F9 1-2 3-H 1B
P4-3 2B
F7
FC5-4 1-2f
7 0 2 1 0 0 4
Marty Martinez, S (1, 2) OBP: 0.182, SLG: 0.182
4-3
1-3
S 1B
F9
P4-3 2-3
6-3
L5
7 0 1 0 0 0 3
Dick Kelley, R (1, 1)
Bob Tillman, R (8, PH) OBP: 0.308, SLG: 0.308
Cecil Upshaw, R (8, 1)
Tito Francona, L (12, PH) OBP: 0.000, SLG: 0.667
Claude Raymond, R (12, 1)
Sandy Valdespino, L (15, PH) OBP: 0.429, SLG: 0.389
Clay Carroll, R (15, 1)
F9
K
K 1-2
6-3
6-3
F5
K
2 0 0 0 0 1 0
1 0 0 0 0 0 1 1
1 0 0 0 0 0 0 1
1 0 0 0 0 0 0 1
0 0 0 0 0 0 0 0
1 0 0 0 0 0 0 0
1 0 0 0 0 0 1 0
Inning Stats
R: 0 E: 0 K: 0 S: 3 H: 0 LOB: 1 BB: 1 P: 7
R: 0 E: 0 K: 0 S: 3 H: 1 LOB: 0 BB: 0 P: 3
R: 0 E: 0 K: 0 S: 4 H: 1 LOB: 1 BB: 0 P: 4
R: 0 E: 0 K: 0 S: 3 H: 0 LOB: 0 BB: 0 P: 3
R: 0 E: 0 K: 0 S: 3 H: 1 LOB: 0 BB: 0 P: 3
R: 0 E: 0 K: 1 S: 5 H: 0 LOB: 0 BB: 0 P: 5
R: 0 E: 0 K: 0 S: 4 H: 1 LOB: 1 BB: 0 P: 4
R: 0 E: 0 K: 1 S: 6 H: 1 LOB: 2 BB: 1 P: 10
R: 1 E: 0 K: 0 S: 6 H: 3 LOB: 2 BB: 0 P: 6
R: 0 E: 0 K: 0 S: 3 H: 0 LOB: 0 BB: 0 P: 3
R: 0 E: 0 K: 1 S: 5 H: 0 LOB: 0 BB: 0 P: 5
R: 0 E: 0 K: 0 S: 4 H: 1 LOB: 1 BB: 0 P: 4
R: 0 E: 0 K: 0 S: 3 H: 0 LOB: 1 BB: 1 P: 7
R: 0 E: 0 K: 0 S: 3 H: 0 LOB: 0 BB: 0 P: 3
R: 0 E: 0 K: 0 S: 3 H: 0 LOB: 0 BB: 0 P: 3
R: 0 E: 1 K: 0 S: 4 H: 0 LOB: 3 BB: 2 P: 12
R: 0 E: 0 K: 1 S: 5 H: 1 LOB: 0 BB: 0 P: 5
1B: 9 2B: 1 3B: 0 HR: 0 SF: 0 SAC: 0 DP: 2 HBP: 0
WP: 0 PB: 0 SB: 1 CS: 1 PA: 65
PITCHER IP WLS BF H R ER SO BB IBB HBP BLK WP HR S P ERA WHIP
Claude Osteen, L (1, 1) ERA: 2.98 10.0 38 8 1 1 2 1 1 0 0 0 0 0 40 48 0.90 0.900
Jack Billingham, R (11, 1) ERA: 1.74 3.0 11 1 0 0 1 1 0 0 0 0 0 12 16 0.00 0.667
John Purdin, R (14, 1) ERA: 3.0 12 0 0 0 0 1 1 0 0 0 0 0 10 18 0.00 0.333
Mudcat Grant, R (17, 1) ERA: 2.89 1.0 W 3 1 0 0 1 0 0 0 0 0 0 0 5 5 0.00 1.000
PITCHER IP WLS BF H R ER SO BB IBB HBP BLK WP HR S P ERA WHIP
Atlanta Braves @ Los Angeles Dodgers
Dodger Stadium, Los Angeles, CA
Thu May 02 1968, 7:05 PM PDT
Att. 13,667 - Unknown
livebaseballscorecards.com
AB 59
R 1
H 10
RBI 1
BB 5
SO 4
LOB 20

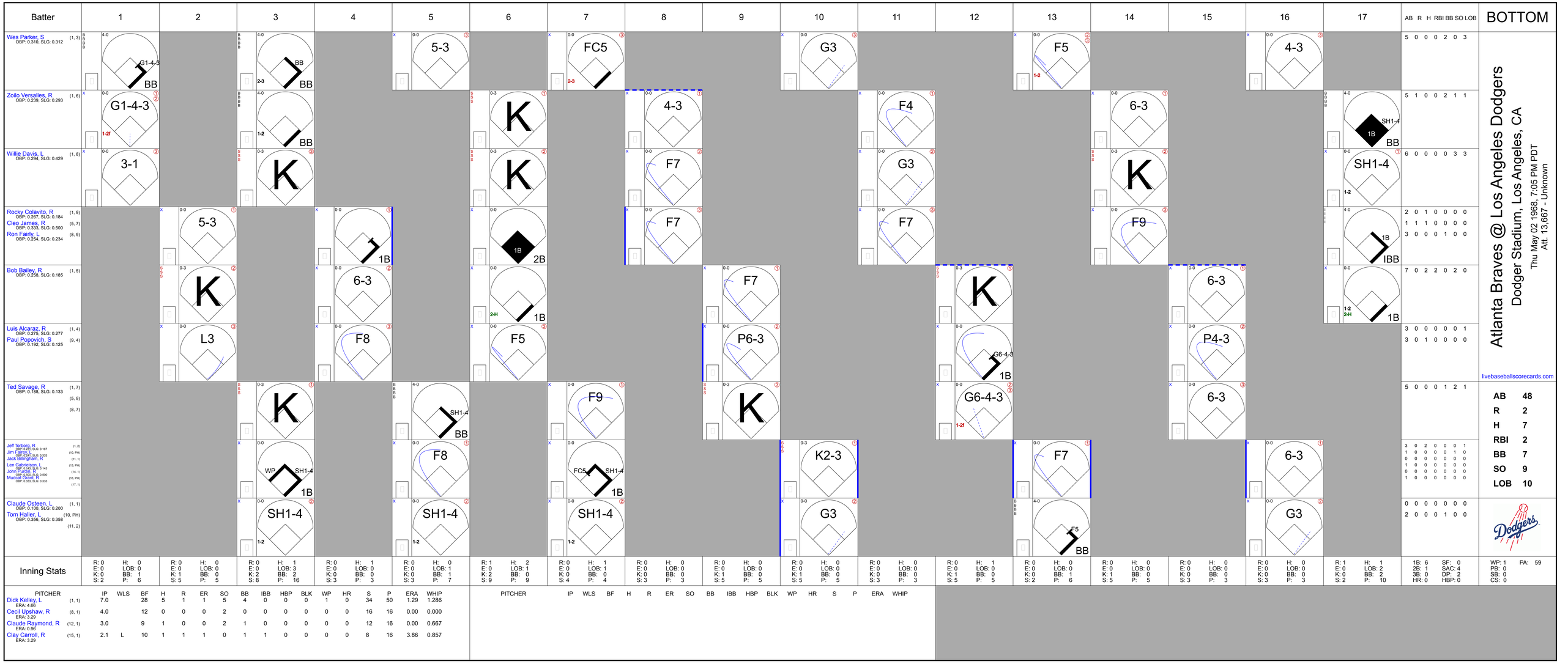
Batter
1
2
3
4
5
6
7
8
9
10
11
12
13
14
15
16
17
AB R H RBI BB SO LOB
BOTTOM
Wes Parker, S (1, 3) OBP: 0.310, SLG: 0.312
G1-4-3 BB
5-3
FC5
G3
F5
4-3
Zoilo Versalles, R (1, 6) OBP: 0.239, SLG: 0.293
G1-4-3
BB
K
4-3
F4
6-3
SH1-4 1B BB
Willie Davis, L (1, 8) OBP: 0.294, SLG: 0.429
3-1
K
K
F7
G3
K
SH1-4
Rocky Colavito, R (1, 9) OBP: 0.267, SLG: 0.184
Cleo James, R (5, 7)
Ron Fairly, L (8, 9) OBP: 0.254, SLG: 0.234
5-3
1B
1B 2B
F7
F7
F9
1B IBB
Bob Bailey, R (1, 5) OBP: 0.258, SLG: 0.185
K
6-3
2-H 1B
F7
K
6-3
Luis Alcaraz, R (1, 4) OBP: 0.275, SLG: 0.277
Paul Popovich, S (9, 4) OBP: 0.192, SLG: 0.125
L3
F8
F5
P6-3
G6-4-3 1B
P4-3
Ted Savage, R (1, 7) OBP: 0.188, SLG: 0.133
(5, 9)
(8, 7)
K
SH1-4 BB
F9
K
G6-4-3
6-3
Jeff Torborg, R (1, 2) OBP: 0.267, SLG: 0.167
Jim Fairey, L (10, PH) OBP: 0.000, SLG: 0.333
Jack Billingham, R (11, 1)
Len Gabrielson, L (13, PH) OBP: 0.143, SLG: 0.143
John Purdin, R (14, 1) OBP: 0.500, SLG: 0.500
Mudcat Grant, R (16, PH) OBP: 0.333, SLG: 0.333
(17, 1)
WP SH1-4 1B
F8
FC5 SH1-4 1B
K2-3
F7
6-3
Claude Osteen, L (1, 1) OBP: 0.100, SLG: 0.200
Tom Haller, L (10, PH) OBP: 0.356, SLG: 0.358
(11, 2)
SH1-4
SH1-4
SH1-4
G3
F5 BB
G3
Atlanta Braves @ Los Angeles Dodgers
Dodger Stadium, Los Angeles, CA
Thu May 02 1968, 7:05 PM PDT
Att. 13,667 - Unknown
livebaseballscorecards.com
AB 48
R 2
H 7
RBI 2
BB 7
SO 9
LOB 10
Inning Stats
PITCHER IP WLS BF H R ER SO BB IBB HBP BLK WP HR S P ERA WHIP
Dick Kelley, L (1, 1) ERA: 4.66 7.0 28 5 1 1 5 4 0 0 0 1 0 34 50 1.29 1.286
Cecil Upshaw, R (8, 1) ERA: 3.29 4.0 12 0 0 0 2 0 0 0 0 0 0 16 16 0.00 0.000
Claude Raymond, R (12, 1) ERA: 0.96 3.0 9 1 0 0 2 1 0 0 0 0 0 12 16 0.00 0.667
Clay Carroll, R (15, 1) ERA: 3.29 2.1 L 10 1 1 1 0 1 1 0 0 0 0 8 16 3.86 0.857
PITCHER IP WLS BF H R ER SO BB IBB HBP BLK WP HR S P ERA WHIP
WP: 1 PA: 59
PB: 0
SB: 0
CS: 0
1B: 6 SF: 0
2B: 1 SAC: 4
3B: 0 DP: 2
HR: 0 HBP: 0

Batter	1	2	3	4	5	6	7	8	9	AB	R	H	RBI	BB	SO	LOB
Felipe Alou, R (1, 8) OBP: 0.379, SLG: 0.545	S S S 0-3 ① K	B B B B 4-0 1B BB		x 0-0 ② 3B			x 0-0 ① 4-3 2-3		x 0-0 ② F9	4	0	1	0	1	1	2
Sonny Jackson, L (1, 6) OBP: 0.219, SLG: 0.217 Deron Johnson, R (9, PH) OBP: 0.190, SLG: 0.189	x 0-0 ② 2-3	x 0-0 1-2 2-3 3-H 1B		x 0-0 ③ 1-3			x 0-0 ② P5		x 0-0 1-2 1B	4 1	0 0	1 1	1 0	0 0	0 0	1 0
Hank Aaron, R (1, 9) OBP: 0.398, SLG: 0.598	x 0-0 ③ F8	x 0-0 ③ P6			x 0-0 ① 6-3		x 0-0 ③ P6		x 0-0 ③ P3	5	0	0	0	0	0	6
Tito Francona, L (1, 3) OBP: 0.450, SLG: 0.556		B B B B 4-0 E 2B BB	x 0-0 ① P3		x 0-0 ② P6			x 0-0 ① 4-3		3	1	0	0	1	0	0
Sandy Valdespino, L (1, 7) OBP: 0.410, SLG: 0.396		S S S 0-3 ① K	x 0-0 FC6-4 1B		x 0-0 ③ 1B			x 0-0 ② 6-3		4	0	2	0	0	1	1
Clete Boyer, R (1, 5) OBP: 0.218, SLG: 0.293		x 0-0 1-2 E6 2B	x 0-0 ② FC6-4 1-2f BB			x 0-0 ① F8		x 0-0 1B		4	1	1	0	0	0	2
Bob Tillman, R (1, 2) OBP: 0.237, SLG: 0.327		x 0-0 SH5-3 1B 1-H 2-H 2B	B B B B 4-0 1-2 BB			S S S 0-3 ② K		S S S 0-3 ③ K		3	1	1	2	1	2	1
Felix Millan, R (1, 4) OBP: 0.322, SLG: 0.300		B B B B 4-0 1B SH5-3 BB	x 0-0 ③ F8			x 0-0 ③ P4			x 0-0 ① F9	3	0	0	0	1	0	2
Phil Niekro, R (1, 1) OBP: 0.100, SLG: 0.400 Mike Lum, L (7, PH) OBP: 0.364, SLG: 0.500 Tony Cloninger, R (7, 1) Tommie Aaron, R (9, PH) OBP: 0.390, SLG: 0.462		x 0-0 ② SH5-3 1-2 2-3		S S S 0-3 ① K			x 0-0 4-3 2B		x 0-0 1B	1 1 0 1	0 0 0 0	0 1 0 1	0 0 0 0	0 0 0 0	1 0 0 0	0 0 0 0
Inning Stats	R: 0 E: 0 K: 1 S: 5 H: 0 LOB: 0 BB: 0 P: 5	R: 3 E: 1 K: 1 S: 8 H: 2 LOB: 3 BB: 3 P: 20	R: 0 E: 0 K: 0 S: 4 H: 1 LOB: 2 BB: 1 P: 8	R: 0 E: 0 K: 1 S: 5 H: 1 LOB: 0 BB: 0 P: 5	R: 0 E: 0 K: 0 S: 3 H: 1 LOB: 1 BB: 0 P: 3	R: 0 E: 0 K: 1 S: 5 H: 0 LOB: 0 BB: 0 P: 5	R: 0 E: 0 K: 0 S: 4 H: 1 LOB: 1 BB: 0 P: 4	R: 0 E: 0 K: 1 S: 6 H: 1 LOB: 1 BB: 0 P: 6	R: 0 E: 0 K: 0 S: 5 H: 2 LOB: 2 BB: 0 P: 5	1B: 6 2B: 2 3B: 1 HR: 0 SF: 0 SAC: 1 DP: 0 HBP: 0						

PITCHER	IP	WLS	BF	H	R	ER	SO	BB	IBB	HBP	BLK	WP	HR	S	P	ERA	WHIP
Don Wilson, R (1, 1) ERA: 4.38	9.0	W	39	9	3	1	5	4	0	0	0	0	0	45	61	1.00	1.444

PITCHER	IP	WLS	BF	H	R	ER	SO	BB	IBB	HBP	BLK	WP	HR	S	P	ERA	WHIP

TOP

Atlanta Braves @ Houston Astros

Astrodome, Houston, TX

Fri May 03 1968, 8:05 PM EDT

Att. 13,658 - Unknown

livebaseballscorecards.com

AB	34
R	3
H	9
RBI	3
BB	4
SO	5
LOB	15

PA: 39

WP: 0
PB: 0
SB: 0
CS: 0

Batter	1	2	3	4	5	6	7	8	9	AB	R	H	RBI	BB	SO	LOB
Ron Davis, R (1, 8) OBP: 0.250, SLG: 0.213	S S S 0-3 ① K		x 0-0 ② WP SF8 1-2 1B	x 0-0 ③ 1-3			x 0-0 ② 1-3			4	1	1	0	0	1	1
Norm Miller, L (1, 9) OBP: 0.255, SLG: 0.348	x 0-0 ② 1-3		x 0-0 ② SF8 1-H 2-H		x 0-0 ① F8		x 0-0 ③ 4-3			3	0	0	1	0	0	0
Jimmy Wynn, R (1, 7) OBP: 0.317, SLG: 0.275	x 0-0 ③ F8		x 0-0 HR		x 0-0 E1 1B			x 0-0 ① F4		4	1	2	1	0	0	0
Rusty Staub, L (1, 3) OBP: 0.386, SLG: 0.456		S S S 0-3 ① K	x 0-0 HR		H 1-0 G6-4-3 HBP			x 0-0 1-3 1B		3	1	2	1	0	1	0
Doug Rader, R (1, 5) OBP: 0.220, SLG: 0.350		x 0-0 ② F9	x 0-0 ③ P4		x 0-0 ② ③ G6-4-3 1-2f			x 0-0 ② 1-3 1-2		4	0	0	0	0	0	3
Denis Menke, R (1, 6) OBP: 0.357, SLG: 0.385		x 0-0 1B		x 0-0 SH1-3 2B 1B		x 0-0 ① P3		x 0-0 ③ F9		4	1	2	0	0	0	1
Julio Gotay, R (1, 4) OBP: 0.229, SLG: 0.257		x 0-0 ③ 1-3		x 0-0 ① SH1-3 1-2		x 0-0 ② 6-3				2	0	0	0	0	0	1
John Bateman, R (1, 2) OBP: 0.333, SLG: 0.410			x 0-0 FC6-4 1B	x 0-0 ② F8		x 0-0 ③ 4-3				3	0	1	0	0	0	1
Don Wilson, R (1, 1) OBP: 0.333, SLG: 0.455			x 0-0 ① FC6-4 WP 1B 1-2f SF8	x 0-0 2-H 2B			x 0-0 ① F7			3	1	1	1	0	0	1
Inning Stats	R: 0 H: 0 E: 0 LOB: 0 K: 1 BB: 0 S: 5 P: 5	R: 0 H: 1 E: 0 LOB: 1 K: 1 BB: 0 S: 6 P: 6	R: 4 H: 4 E: 0 LOB: 0 K: 0 BB: 0 S: 7 P: 7	R: 1 H: 2 E: 0 LOB: 1 K: 0 BB: 0 S: 5 P: 5	R: 0 H: 1 E: 1 LOB: 1 K: 0 BB: 0 S: 3 P: 4	R: 0 H: 0 E: 0 LOB: 0 K: 0 BB: 0 S: 3 P: 3	R: 0 H: 0 E: 0 LOB: 0 K: 0 BB: 0 S: 3 P: 3	R: 0 H: 1 E: 0 LOB: 1 K: 0 BB: 0 S: 4 P: 4		1B: 6 SF: 1 2B: 1 SAC: 1 3B: 0 DP: 1 HR: 2 HBP: 1						

PITCHER	IP	WLS	BF	H	R	ER	SO	BB	IBB	HBP	BLK	WP	HR	S	P	ERA	WHIP
Phil Niekro, R (1, 1) ERA: 4.36	6.0	L	26	8	5	5	2	0	0	1	0	1	2	29	30	7.50	1.333
Tony Cloninger, R (7, 1) ERA: 4.0	2.0		7	1	0	0	0	0	0	0	0	0	0	7	7	0.00	0.500

PITCHER	IP	WLS	BF	H	R	ER	SO	BB	IBB	HBP	BLK	WP	HR	S	P	ERA	WHIP

BOTTOM

Atlanta Braves @ Houston Astros

Astrodome, Houston, TX

Fri May 03 1968, 8:05 PM EDT

Att. 13,658 - Unknown

livebaseballscorecards.com

AB	30
R	5
H	9
RBI	4
BB	0
SO	2
LOB	8

Batter	1	2	3	4	5	6	7	8	9	AB	R	H	RBI	BB	SO	LOB
Felipe Alou, R (1, 8) OBP: 0.379, SLG: 0.545										0	0	0	0	0	0	0
Sonny Jackson, L (1, 6) OBP: 0.219, SLG: 0.217										0	0	0	0	0	0	0
Hank Aaron, R (1, 9) OBP: 0.398, SLG: 0.598										0	0	0	0	0	0	0
Tito Francona, L (1, 3) OBP: 0.450, SLG: 0.556										0	0	0	0	0	0	0
Sandy Valdespino, L (1, 7) OBP: 0.410, SLG: 0.396										0	0	0	0	0	0	0
Clete Boyer, R (1, 5) OBP: 0.218, SLG: 0.293										0	0	0	0	0	0	0
Bob Tillman, R (1, 2) OBP: 0.237, SLG: 0.327										0	0	0	0	0	0	0
Felix Millan, R (1, 4) OBP: 0.322, SLG: 0.300										0	0	0	0	0	0	0
Ron Reed, R (1, 1) OBP: 0.400, SLG: 0.400										0	0	0	0	0	0	0
Inning Stats										1B: 0 2B: 0 3B: 0 HR: 0		SF: 0 SAC: 0 DP: 0 HBP: 0		WP: 0 PB: 0 SB: 0 CS: 0		PA: 0

TOP

Atlanta Braves @ Houston Astros

Astrodome, Houston, TX

Sat May 04 1968, 8:05 PM EDT

Att. 25,888 - Unknown

livebaseballscorecards.com

AB	0
R	0
H	0
RBI	0
BB	0
SO	0
LOB	0

PITCHER	IP	WLS	BF	H	R	ER	SO	BB	IBB	HBP	BLK	WP	HR	S	P	ERA	WHIP
Larry Dierker, R (1, 1) ERA: 3.25	0.0	L	0	0	0	0	0	0	0	0	0	0	0	0	0	∞	∞

PITCHER	IP	WLS	BF	H	R	ER	SO	BB	IBB	HBP	BLK	WP	HR	S	P	ERA	WHIP

Batter	1	2	3	4	5	6	7	8	9	AB	R	H	RBI	BB	SO	LOB
Ron Davis, R (1, 8) OBP: 0.250, SLG: 0.213										0	0	0	0	0	0	0
Norm Miller, L (1, 9) OBP: 0.255, SLG: 0.348										0	0	0	0	0	0	0
Jimmy Wynn, R (1, 7) OBP: 0.317, SLG: 0.275										0	0	0	0	0	0	0
Rusty Staub, L (1, 3) OBP: 0.386, SLG: 0.456										0	0	0	0	0	0	0
Doug Rader, R (1, 5) OBP: 0.220, SLG: 0.350										0	0	0	0	0	0	0
Denis Menke, R (1, 6) OBP: 0.357, SLG: 0.385										0	0	0	0	0	0	0
Julio Gotay, R (1, 4) OBP: 0.229, SLG: 0.257										0	0	0	0	0	0	0
John Bateman, R (1, 2) OBP: 0.333, SLG: 0.410										0	0	0	0	0	0	0
Larry Dierker, R (1, 1)										0	0	0	0	0	0	0
Inning Stats										1B: 0 2B: 0 3B: 0 HR: 0		SF: 0 SAC: 0 DP: 0 HBP: 0		WP: 0 PB: 0 SB: 0 CS: 0		PA: 0

BOTTOM

Atlanta Braves @ Houston Astros

Astrodome, Houston, TX

Sat May 04 1968, 8:05 PM EDT

Att. 25,888 - Unknown

livebaseballscorecards.com

AB	0
R	0
H	0
RBI	0
BB	0
SO	0
LOB	0

PITCHER	IP	WLS	BF	H	R	ER	SO	BB	IBB	HBP	BLK	WP	HR	S	P	ERA	WHIP
Ron Reed, R (1, 1) ERA: 3.38	0.0	W	0	0	0	0	0	0	0	0	0	0	0	0	0	∞	∞

PITCHER	IP	WLS	BF	H	R	ER	SO	BB	IBB	HBP	BLK	WP	HR	S	P	ERA	WHIP

Batter	1	2	3	4	5	6	7	8	9	AB	R	H	RBI	BB	SO	LOB
Felipe Alou, R (1, 8) OBP: 0.380, SLG: 0.548										0	0	0	0	0	0	0
Sonny Jackson, L (1, 6) OBP: 0.238, SLG: 0.232										0	0	0	0	0	0	0
Hank Aaron, R (1, 9) OBP: 0.398, SLG: 0.581										0	0	0	0	0	0	0
Tito Francona, L (1, 3) OBP: 0.480, SLG: 0.591										0	0	0	0	0	0	0
Clete Boyer, R (1, 5) OBP: 0.217, SLG: 0.287										0	0	0	0	0	0	0
Felix Millan, R (1, 4) OBP: 0.330, SLG: 0.301										0	0	0	0	0	0	0
Mike Lum, L (1, 7) OBP: 0.348, SLG: 0.478										0	0	0	0	0	0	0
Marty Martinez, S (1, 2) OBP: 0.182, SLG: 0.182										0	0	0	0	0	0	0
Ken Johnson, R (1, 1) OBP: 0.125, SLG: 0.125										0	0	0	0	0	0	0
Inning Stats										1B: 0 2B: 0 3B: 0 HR: 0		SF: 0 SAC: 0 DP: 0 HBP: 0				

TOP

Atlanta Braves @ Houston Astros

Astrodome, Houston, TX

Sun May 05 1968, 4:33 AM EDT

Att. 13,685 - Unknown

livebaseballscorecards.com

AB	0
R	0
H	0
RBI	0
BB	0
SO	0
LOB	0

WP: 0 PA: 0
PB: 0
SB: 0
CS: 0

PITCHER	IP	WLS	BF	H	R	ER	SO	BB	IBB	HBP	BLK	WP	HR	S	P	ERA	WHIP
Dave Giusti, R (1, 1) ERA: 1.91	0.0	L	0	0	0	0	0	0	0	0	0	0	0	0	0	∞	∞

PITCHER	IP	WLS	BF	H	R	ER	SO	BB	IBB	HBP	BLK	WP	HR	S	P	ERA	WHIP

Batter	1	2	3	4	5	6	7	8	9	AB	R	H	RBI	BB	SO	LOB
Ron Davis, R (1, 8) OBP: 0.258, SLG: 0.225										0	0	0	0	0	0	0
Norm Miller, L (1, 9) OBP: 0.259, SLG: 0.354										0	0	0	0	0	0	0
Jimmy Wynn, R (1, 7) OBP: 0.314, SLG: 0.274										0	0	0	0	0	0	0
Rusty Staub, L (1, 3) OBP: 0.380, SLG: 0.446										0	0	0	0	0	0	0
Hal King, L (1, 2) OBP: 0.310, SLG: 0.278										0	0	0	0	0	0	0
Denis Menke, R (1, 6) OBP: 0.350, SLG: 0.364										0	0	0	0	0	0	0
Bob Aspromonte, R (1, 5) OBP: 0.304, SLG: 0.365										0	0	0	0	0	0	0
Julio Gotay, R (1, 4) OBP: 0.231, SLG: 0.282										0	0	0	0	0	0	0
Dave Giusti, R (1, 1) OBP: 0.182, SLG: 0.273										0	0	0	0	0	0	0
Inning Stats										1B: 0 2B: 0 3B: 0 HR: 0		SF: 0 SAC: 0 DP: 0 HBP: 0		WP: 0 PB: 0 SB: 0 CS: 0		PA: 0

Atlanta Braves @ Houston Astros

Astrodome, Houston, TX

Sun May 05 1968, 4:33 AM EDT

Att. 13,685 - Unknown

BOTTOM

livebaseballscorecards.com

AB	0
R	0
H	0
RBI	0
BB	0
SO	0
LOB	0

PITCHER	IP	WLS	BF	H	R	ER	SO	BB	IBB	HBP	BLK	WP	HR	S	P	ERA	WHIP
Ken Johnson, R (1, 1) ERA: 2.93	0.0	W	0	0	0	0	0	0	0	0	0	0	0	0	0	∞	∞

PITCHER	IP	WLS	BF	H	R	ER	SO	BB	IBB	HBP	BLK	WP	HR	S	P	ERA	WHIP

Pittsburgh Pirates @ Atlanta Braves

Atlanta Stadium, Atlanta, GA

Mon May 06 1968, 7:05 PM EDT

Att. 9,131 - Unknown

livebaseballscorecards.com

Batter	1	2	3	4	5	6	7	8	9	AB	R	H	RBI	BB	SO	LOB
Maury Wills, S (1, 5) OBP: 0.330, SLG: 0.319	F3			4-3		G6-4-3 1B		4-3		4	0	1	0	0	0	2
Gene Alley, R (1, 6) OBP: 0.277, SLG: 0.314	F8			K		G6-4-3 1-2f		K		4	0	0	0	0	2	3
Roberto Clemente, R (1, 9) OBP: 0.276, SLG: 0.378	K			E6 HR 1B			4-3		4-3	4	1	1	0	0	1	0
Donn Clendenon, R (1, 3) OBP: 0.363, SLG: 0.481		F8		2-H HR			BB		F9	3	1	1	2	1	0	0
Manny Mota, R (1, 7) OBP: 0.333, SLG: 0.333		4-3		K			F7		5-3	4	0	0	0	0	1	1
Matty Alou, L (1, 8) OBP: 0.412, SLG: 0.341		F7			F8		F5			3	0	0	0	0	0	1
Bill Mazeroski, R (1, 4) OBP: 0.271, SLG: 0.284			5-3		5-3			SH1-3 1B BB		2	0	0	0	1	0	0
Jerry May, R (1, 2) OBP: 0.354, SLG: 0.342			F6		K			SH1-3 1-2 1B		3	0	1	0	0	1	0
Jim Bunning, R (1, 1)			6-3			6-3		SH1-3 1-2 2-3		2	0	0	0	0	0	0
Ron Kline, R (8, 1)										0	0	0	0	0	0	0

Inning Stats	1	2	3	4	5	6	7	8	9	
	R: 0 H: 0 E: 0 LOB: 0 K: 1 BB: 0 S: 5 P: 5	R: 0 H: 0 E: 0 LOB: 0 K: 0 BB: 0 S: 3 P: 3	R: 0 H: 0 E: 0 LOB: 0 K: 0 BB: 0 S: 3 P: 3	R: 2 H: 2 E: 1 LOB: 0 K: 2 BB: 0 S: 9 P: 9	R: 0 H: 0 E: 0 LOB: 0 K: 1 BB: 0 S: 5 P: 5	R: 0 H: 1 E: 0 LOB: 0 K: 0 BB: 0 S: 3 P: 3	R: 0 H: 0 E: 0 LOB: 1 K: 0 BB: 1 S: 3 P: 7	R: 0 H: 1 E: 0 LOB: 2 K: 1 BB: 1 S: 6 P: 10	R: 0 H: 0 E: 0 LOB: 0 K: 0 BB: 0 S: 3 P: 3	1B: 3 SF: 0 2B: 0 SAC: 1 3B: 0 DP: 1 HR: 1 HBP: 0

WP: 0 PA: 32 PB: 0 SB: 0 CS: 0

PITCHER	IP	WLS	BF	H	R	ER	SO	BB	IBB	HBP	BLK	WP	HR	S	P	ERA	WHIP
Pat Jarvis, R (1, 1) ERA: 2.15	9.0	L	32	4	2	2	5	2	0	0	0	0	1	40	48	2.00	0.667

PITCHER	IP	WLS	BF	H	R	ER	SO	BB	IBB	HBP	BLK	WP	HR	S	P	ERA	WHIP

Batter	1	2	3	4	5	6	7	8	9	AB	R	H	RBI	BB	SO	LOB
Felipe Alou, R (1, 8) OBP: 0.394, SLG: 0.564	E3 6-3		3B		3B 1B			1B 1B		4	1	3	0	0	0	0
Sonny Jackson, L (1, 6) OBP: 0.236, SLG: 0.250	6-3 1-2		K		1-H 3B			F6		4	0	1	1	0	1	3
Hank Aaron, R (1, 9) OBP: 0.387, SLG: 0.564	F9		5-3		F7			L1-6-3 1-2 1B		4	0	1	0	0	0	3
Tito Francona, L (1, 3) OBP: 0.424, SLG: 0.552	F9			6-3		3-1		L1-6-3 1-2		4	0	0	0	0	0	3
Sandy Valdespino, L (1, 7) OBP: 0.371, SLG: 0.344		4-3		F8		K			F5	4	0	0	0	0	1	0
Clete Boyer, R (1, 5) OBP: 0.230, SLG: 0.280		K		BB		K			6-3	3	0	0	0	1	2	0
Felix Millan, R (1, 4) OBP: 0.333, SLG: 0.333		BB		F9			5-3		2B	3	0	1	0	1	0	1
Marty Martinez, S (1, 2) OBP: 0.167, SLG: 0.167		F5			F5		F8		6-3	3	0	0	0	0	0	1
Deron Johnson, R (9, PH) OBP: 0.186, SLG: 0.185										1	0	0	0	0	0	1
Pat Jarvis, R (1, 1) OBP: 0.188, SLG: 0.133			F9		F9		F8			3	0	0	0	0	0	0
Inning Stats	R: 0 H: 0 E: 1 LOB: 1 K: 0 BB: 0 S: 4 P: 4	R: 0 H: 0 E: 0 LOB: 1 K: 1 BB: 1 S: 5 P: 9	R: 0 H: 1 E: 0 LOB: 1 K: 1 BB: 0 S: 6 P: 6	R: 0 H: 0 E: 0 LOB: 1 K: 0 BB: 1 S: 3 P: 7	R: 1 H: 2 E: 0 LOB: 1 K: 0 BB: 0 S: 5 P: 5	R: 0 H: 0 E: 0 LOB: 0 K: 2 BB: 0 S: 7 P: 7	R: 0 H: 0 E: 0 LOB: 0 K: 0 BB: 0 S: 3 P: 3	R: 0 H: 2 E: 0 LOB: 1 K: 0 BB: 0 S: 4 P: 4	R: 0 H: 1 E: 0 LOB: 1 K: 0 BB: 0 S: 4 P: 4	1B: 3 SF: 0 2B: 1 SAC: 0 3B: 2 DP: 1 HR: 0 HBP: 0						WP: 0 PA: 35 PB: 0 SB: 0 CS: 0	

PITCHER		IP	WLS	BF	H	R	ER	SO	BB	IBB	HBP	BLK	WP	HR	S	P	ERA	WHIP
Jim Bunning, R ERA: 2.64	(1, 1)	7.0	W	28	4	1	1	4	2	0	0	0	0	0	34	42	1.29	0.857
Ron Kline, R ERA: 0.96	(8, 1)	2.0	S	7	2	0	0	0	0	0	0	0	0	0	7	7	0.00	1.000

PITCHER	IP	WLS	BF	H	R	ER	SO	BB	IBB	HBP	BLK	WP	HR	S	P	ERA	WHIP

BOTTOM

Pittsburgh Pirates @ Atlanta Braves

Atlanta Stadium, Atlanta, GA

Mon May 06 1968, 7:05 PM EDT

Att. 9,131 - Unknown

livebaseballscorecards.com

AB	33
R	1
H	6
RBI	1
BB	2
SO	4
LOB	12

Pittsburgh Pirates @ Atlanta Braves

Atlanta Stadium, Atlanta, GA

Tue May 07 1968, 7:05 PM EDT

Att. 6,610 - Unknown

TOP

Batter	1	2	3	4	5	6	7	8	9	AB	R	H	RBI	BB	SO	LOB
Maury Wills, S (1, 5) OBP: 0.327, SLG: 0.316	SSS 0-3 K ①			x 0-0 4-3 ①		x 0-0 S 1B		SSS 0-3 K ③		4	0	1	0	0	2	1
Gene Alley, R (1, 6) OBP: 0.265, SLG: 0.300	x 0-0 F9 ②			x 0-0 6-3 ②		SSS 0-3 K ② 1-2			x 0-0 F9 ①	4	0	0	0	0	1	1
Roberto Clemente, R (1, 9) OBP: 0.264, SLG: 0.360	x 0-0 4-3 ③			x 0-0 3-1 ③		x 0-0 P4 ③			x 0-0 E6 1B	4	1	0	0	0	0	1
Donn Clendenon, R (1, 3) OBP: 0.368, SLG: 0.476		x 0-0 P4 ①			BBBB 4-0 SH1-3 E FC5 BB		x 0-0 6-3 ①		x 0-0 S 2-H 1B	3	0	1	1	1	0	0
Manny Mota, R (1, 8) OBP: 0.309, SLG: 0.308		x 0-0 P4 ②			x 0-0 E6 SH1-3 1-2		x 0-0 L4 ②		x 0-0 F7 ②	4	0	0	0	0	0	2
Jose Pagan, R (1, 7) OBP: 0.083, SLG: 0.083		x 0-0 G3 ③			x 0-0 SH1-3 ① 1-2 2-3		x 0-0 F3 ③		x 0-0 6-3 ③ 1-2	3	0	0	0	0	0	1
Bill Mazeroski, R (1, 4) OBP: 0.261, SLG: 0.273			x 0-0 6-3 ①		x 0-0 FC5 ② 3-3			x 0-0 F7 ①		3	0	0	0	0	0	2
Jerry May, R (1, 2) OBP: 0.354, SLG: 0.342			x 0-0 6-3 ②		SSS 0-3 K ③			x 0-0 FC1-6 1B		3	0	1	0	0	1	2
Al McBean, R (1, 1) OBP: 0.316, SLG: 0.278			SSS 0-3 K ③			x 0-0 P3 ①		x 0-0 FC1-6 ② 1-2f		3	0	0	0	0	1	1

livebaseballscorecards.com

AB	31
R	1
H	3
RBI	1
BB	1
SO	5
LOB	11

Inning Stats

Inning	R	E	K	S	H	LOB	BB	P
1	0	0	1	5	0	0	0	5
2	0	0	0	3	0	0	0	3
3	0	0	1	5	0	0	0	5
4	0	0	0	3	0	0	0	3
5	0	1	1	6	0	2	1	10
6	0	0	1	6	1	1	0	6
7	0	0	0	3	0	0	0	3
8	0	0	1	6	1	1	0	6
9	1	1	0	5	1	1	0	5

1B: 3, 2B: 0, 3B: 0, HR: 0, SF: 0, SAC: 1, DP: 0, HBP: 0

WP: 0, PB: 0, SB: 2, CS: 0, PA: 33

PITCHER	IP	WLS	BF	H	R	ER	SO	BB	IBB	HBP	BLK	WP	HR	S	P	ERA	WHIP
Dick Kelley, L (1, 1) ERA: 3.25	8.1		31	3	1	0	5	1	0	0	0	0	0	40	44	0.00	0.480
Cecil Upshaw, R (9, 1) ERA: 2.93	0.2	W	2	0	0	0	0	0	0	0	0	0	0	2	2	0.00	0.000

PITCHER	IP	WLS	BF	H	R	ER	SO	BB	IBB	HBP	BLK	WP	HR	S	P	ERA	WHIP

Pittsburgh Pirates @ Atlanta Braves

Atlanta Stadium, Atlanta, GA

Tue May 07 1968, 7:05 PM EDT

Att. 6,610 - Unknown

BOTTOM

Batter	1	2	3	4	5	6	7	8	9	AB	R	H	RBI	BB	SO	LOB
Felipe Alou, R (1, 8) OBP: 0.389, SLG: 0.548	4-3			K			5-3	1B IBB		3	0	0	0	1	1	0
Sonny Jackson, L (1, 6) OBP: 0.246, SLG: 0.252	K			4-3			1B S BB	1-3 2-H 1B		3	0	1	1	1	1	0
Hank Aaron, R (1, 9) OBP: 0.373, SLG: 0.541	K			5-3			F9	F7		4	0	0	0	0	1	3
Tito Francona, L (1, 3) OBP: 0.432, SLG: 0.531		G3			L7		1B 1-2 BB		FC4-6 1B	3	0	1	0	1	0	0
Skip Guinn, R (9, PR)										0	0	0	0	0	0	0
Sandy Valdespino, L (1, 7) OBP: 0.365, SLG: 0.338		1-3			1-3		FC6-4 1-2 2-3 1B		FC4-6 1B 1-2f 1B	4	1	1	0	0	0	1
Clete Boyer, R (1, 5) OBP: 0.231, SLG: 0.278		1-3			5-3		FC6-4 1-2f		1B 1-3 1B	4	0	1	0	0	0	3
Felix Millan, R (1, 4) OBP: 0.340, SLG: 0.340			4-3			6-3		SH1-3 1B 1B	1-2 3-H 1B	4	1	2	1	0	0	0
Bob Tillman, R (1, 2) OBP: 0.227, SLG: 0.295			F9			6-3		SH1-3 1-2		2	0	0	0	0	0	0
Dick Kelley, R (1, 1)			F8			6-3		K		3	0	0	0	0	1	1
Cecil Upshaw, R (9, 1)										0	0	0	0	0	0	0
Inning Stats	R: 0 E: 0 K: 2 S: 7 H: 0 LOB: 0 BB: 0 P: 7	R: 0 E: 0 K: 0 S: 3 H: 0 LOB: 0 BB: 0 P: 3	R: 0 E: 0 K: 0 S: 3 H: 0 LOB: 0 BB: 0 P: 3	R: 0 E: 0 K: 1 S: 5 H: 0 LOB: 0 BB: 0 P: 5	R: 0 E: 0 K: 0 S: 3 H: 0 LOB: 0 BB: 0 P: 3	R: 0 E: 0 K: 0 S: 3 H: 0 LOB: 0 BB: 0 P: 3	R: 0 E: 0 K: 0 S: 4 H: 1 LOB: 3 BB: 2 P: 12	R: 1 E: 0 K: 1 S: 7 H: 2 LOB: 2 BB: 1 P: 11	R: 1 E: 0 K: 0 S: 4 H: 3 LOB: 2 BB: 0 P: 4	1B: 6 2B: 0 3B: 0 HR: 0	SF: 0 SAC: 1 DP: 0 HBP: 0						

PITCHER	IP	WLS	BF	H	R	ER	SO	BB	IBB	HBP	BLK	WP	HR	S	P	ERA	WHIP
Al McBean, R (1, 1) ERA: 1.7	8.1	L	34	6	2	2	4	2	1	0	0	0	0	39	51	2.16	0.960

PITCHER	IP	WLS	BF	H	R	ER	SO	BB	IBB	HBP	BLK	WP	HR	S	P	ERA	WHIP

livebaseballscorecards.com

AB	30
R	2
H	6
RBI	2
BB	3
SO	4
LOB	8

WP: 0 PB: 0 SB: 1 CS: 0 PA: 34

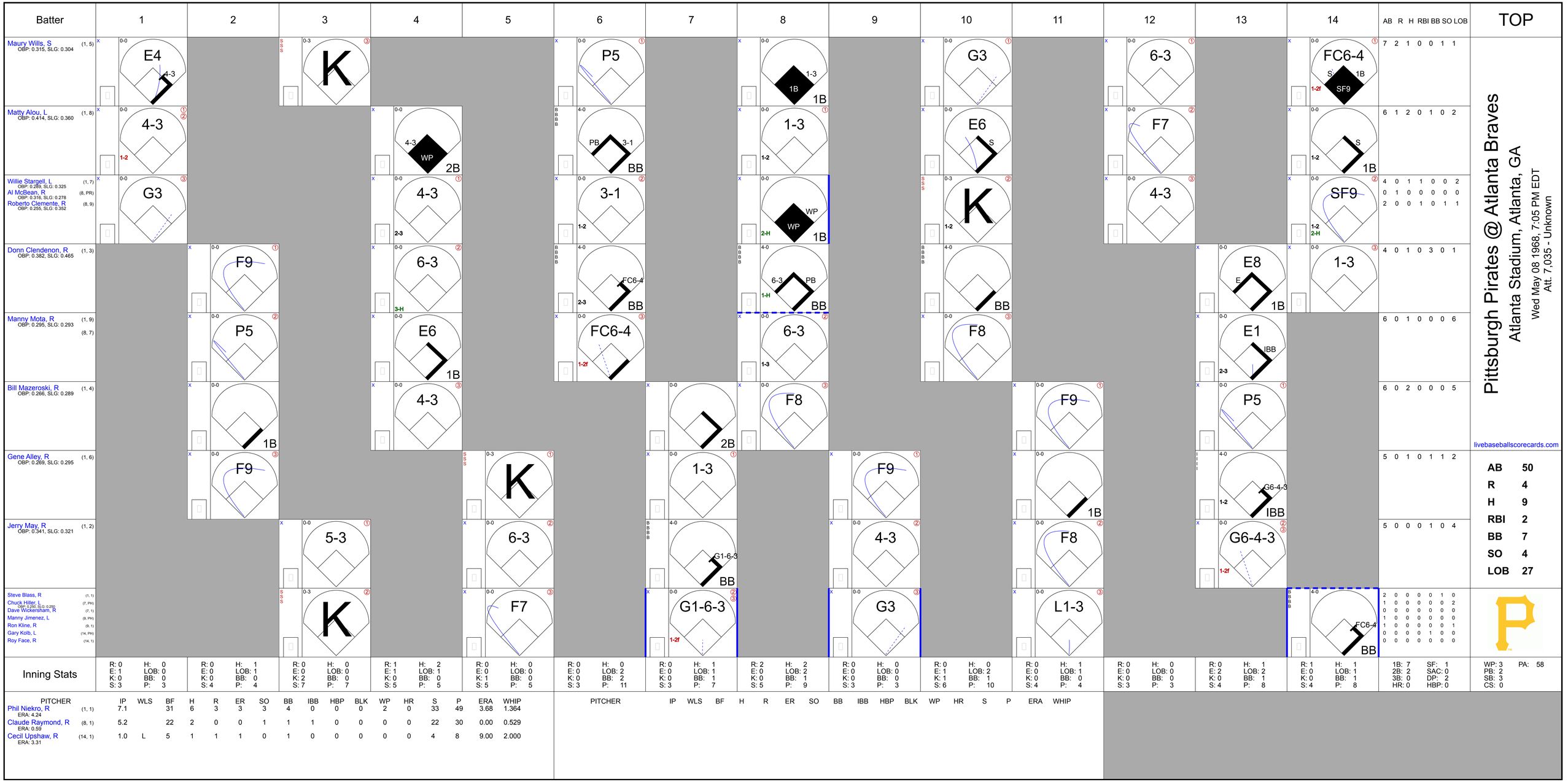
Batter
1
2
3
4
5
6
7
8
9
10
11
12
13
14
AB R H RBI BB SO LOB
TOP
Maury Wills, S (1, 5) OBP: 0.315, SLG: 0.304
E4 4-3
K
P5 1B
1-3 1B 1B
G3
6-3
FC6-4 S 1B SF9 1-2f
7 2 1 0 0 1 1
Matty Alou, L (1, 8) OBP: 0.414, SLG: 0.360
4-3 1-2
4-3 WP 2B
PB 3-1 BB
1-3 1-2
E6 S
F7
FC6-4 S 1B 1-2f
S 1B 1-2
6 1 2 0 1 0 2
Willie Stargell, L (1, 7) OBP: 0.289, SLG: 0.325
Al McBean, R (8, PR) OBP: 0.316, SLG: 0.278
Roberto Clemente, R (8, 9) OBP: 0.255, SLG: 0.352
G3
4-3 2-3
3-1 1-2
WP WP 1B 2-H
K 1-2
4-3
SF9 1-2 2-H
4 0 1 1 0 0 2
0 1 0 0 0 0 0
2 0 0 1 0 1 1
Donn Clendenon, R (1, 3) OBP: 0.382, SLG: 0.465
F9
6-3 3-H
FC6-4 BB
6-3 PB 1-H BB
BB
E8 E 1B
1-3
4 0 1 0 3 0 1
Manny Mota, R (1, 9) (8, 7) OBP: 0.295, SLG: 0.293
P5
E6 1B
FC6-4 1-2f
6-3 1-3
F8
E1 IBB 2-3
6 0 1 0 0 0 6
Bill Mazeroski, R (1, 4) OBP: 0.266, SLG: 0.289
1B
4-3
2B
F8
F9
P5
6 0 2 0 0 0 5
Gene Alley, R (1, 6) OBP: 0.269, SLG: 0.295
F9
K
1-3
F9
1B
G6-4-3 1-2 IBB
5 0 1 0 1 1 2
Jerry May, R (1, 2) OBP: 0.341, SLG: 0.321
5-3
6-3
G1-6-3 BB
4-3
F8
G6-4-3 1-2f
5 0 0 0 1 0 4
Steve Blass, R (1, 1)
Chuck Hiller, L (7, PH) OBP: 0.250, SLG: 0.250
Dave Wickersham, R (7, 1)
Manny Jimenez, L (9, PH)
Ron Kline, R (9, 1)
Gary Kolb, L (14, PH)
Roy Face, R (14, 1)
K
F7
G1-6-3 1-2f
G3
L1-3
FC6-4 BB
2 0 0 0 0 1 0
1 0 0 0 0 0 2
0 0 0 0 0 0 0
1 0 0 0 0 0 0
1 0 0 0 0 0 1
0 0 0 0 1 0 0
0 0 0 0 0 0 0
Pittsburgh Pirates @ Atlanta Braves
Atlanta Stadium, Atlanta, GA
Wed May 08 1968, 7:05 PM EDT
Att. 7,035 - Unknown
livebaseballscorecards.com
AB 50
R 4
H 9
RBI 2
BB 7
SO 4
LOB 27
Inning Stats
R: 0 H: 0 E: 1 LOB: 0 K: 0 BB: 0 S: 3 P: 3
R: 0 H: 1 E: 0 LOB: 1 K: 0 BB: 0 S: 4 P: 4
R: 0 H: 0 E: 0 LOB: 0 K: 2 BB: 0 S: 7 P: 7
R: 1 H: 2 E: 1 LOB: 1 K: 0 BB: 0 S: 5 P: 5
R: 0 H: 0 E: 0 LOB: 0 K: 1 BB: 0 S: 5 P: 5
R: 0 H: 0 E: 0 LOB: 2 K: 0 BB: 2 S: 3 P: 11
R: 0 H: 1 E: 0 LOB: 1 K: 0 BB: 1 S: 3 P: 7
R: 2 H: 2 E: 0 LOB: 2 K: 0 BB: 1 S: 5 P: 9
R: 0 H: 0 E: 0 LOB: 0 K: 0 BB: 0 S: 3 P: 3
R: 0 H: 0 E: 1 LOB: 2 K: 1 BB: 1 S: 6 P: 10
R: 0 H: 1 E: 0 LOB: 1 K: 0 BB: 0 S: 4 P: 4
R: 0 H: 0 E: 0 LOB: 0 K: 0 BB: 0 S: 3 P: 3
R: 0 H: 1 E: 2 LOB: 2 K: 0 BB: 1 S: 4 P: 8
R: 1 H: 1 E: 0 LOB: 1 K: 0 BB: 1 S: 4 P: 8
1B: 7 SF: 1 2B: 2 SAC: 0 3B: 0 DP: 2 HR: 0 HBP: 0
WP: 3 PA: 58 PB: 2 SB: 3 CS: 0
PITCHER IP WLS BF H R ER SO BB IBB HBP BLK WP HR S P ERA WHIP
Phil Niekro, R (1, 1) ERA: 4.24 7.1 31 6 3 3 3 4 0 0 0 2 0 33 49 3.68 1.364
Claude Raymond, R (8, 1) ERA: 0.59 5.2 22 2 0 0 1 1 1 0 0 0 0 22 30 0.00 0.529
Cecil Upshaw, R (14, 1) ERA: 3.31 1.0 L 5 1 1 1 0 1 0 0 0 0 0 4 8 9.00 2.000
PITCHER IP WLS BF H R ER SO BB IBB HBP BLK WP HR S P ERA WHIP

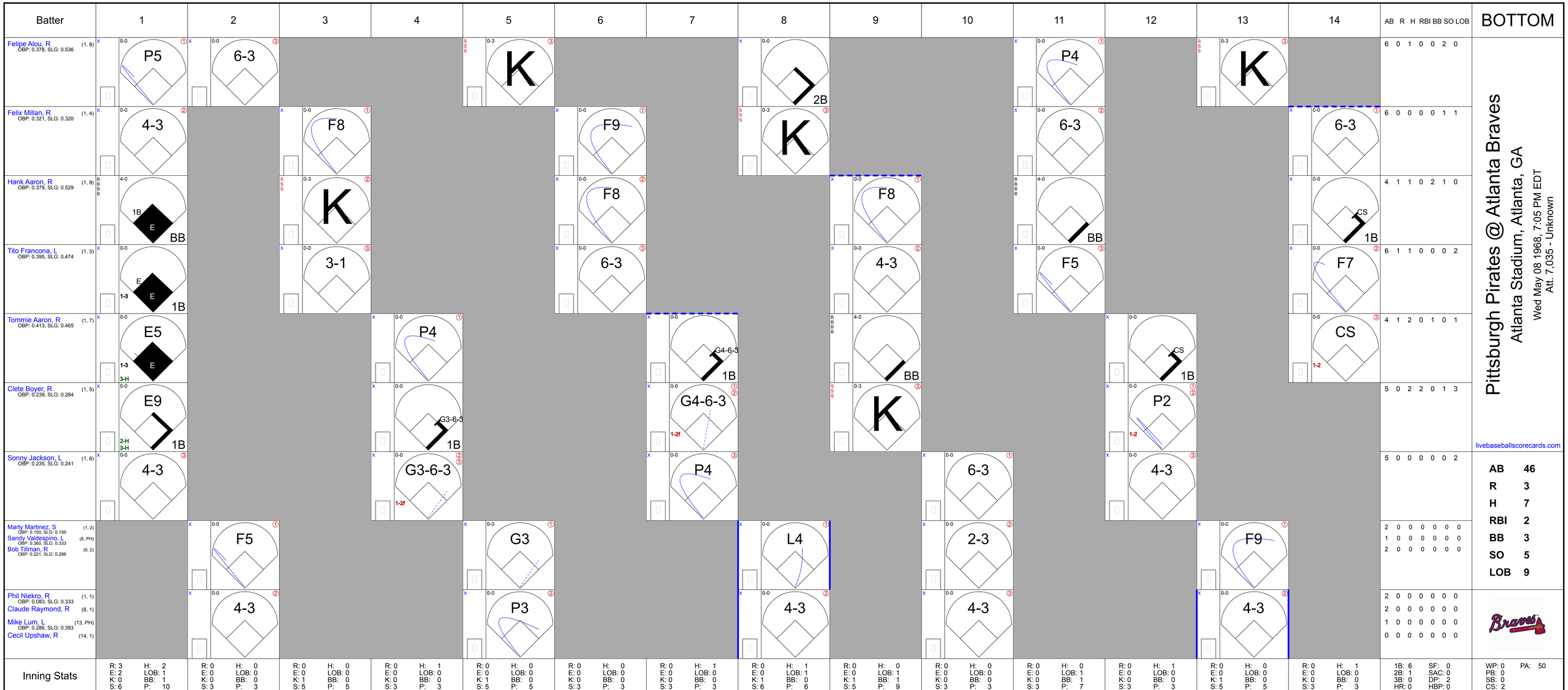
Batter
1
2
3
4
5
6
7
8
9
10
11
12
13
14
AB R H RBI BB SO LOB
BOTTOM
Felipe Alou, R (1, 8) OBP: 0.378, SLG: 0.536
P5
6-3
K
2B
P4
K
6 0 1 0 0 2 0
Felix Millan, R (1, 4) OBP: 0.321, SLG: 0.320
4-3
F8
F9
K
6-3
6-3
6 0 0 0 0 1 1
Hank Aaron, R (1, 9) OBP: 0.379, SLG: 0.529
1B E BB
K
F8
F8
BB
CS 1B
4 1 1 0 2 1 0
Tito Francona, L (1, 3) OBP: 0.395, SLG: 0.474
E E 1-3 1B
3-1
6-3
4-3
F5
F7
6 1 1 0 0 0 2
Tommie Aaron, R (1, 7) OBP: 0.413, SLG: 0.465
E5 1-3 3-H
P4
G4-6-3 1B
BB
CS 1B
CS 1-2
4 1 2 0 1 0 1
Clete Boyer, R (1, 5) OBP: 0.239, SLG: 0.284
E9 2-H 3-H 1B
G3-6-3 1B
G4-6-3 1-2f
K
P2 1-2
5 0 2 2 0 1 3
Sonny Jackson, L (1, 6) OBP: 0.235, SLG: 0.241
4-3
G3-6-3 1-2f
P4
6-3
4-3
5 0 0 0 0 0 2
Marty Martinez, S (1, 2) OBP: 0.150, SLG: 0.150
Sandy Valdespino, L (8, PH) OBP: 0.360, SLG: 0.333
Bob Tillman, R (9, 2) OBP: 0.221, SLG: 0.286
F5
G3
L4
2-3
F9
2 0 0 0 0 0 0
1 0 0 0 0 0 0
2 0 0 0 0 0 0
Phil Niekro, R (1, 1) OBP: 0.083, SLG: 0.333
Claude Raymond, R (8, 1)
Mike Lum, L (13, PH) OBP: 0.286, SLG: 0.393
Cecil Upshaw, R (14, 1)
4-3
P3
4-3
4-3
4-3
2 0 0 0 0 0 0
2 0 0 0 0 0 0
1 0 0 0 0 0 0
0 0 0 0 0 0 0
Inning Stats
R: 3 H: 2 E: 2 LOB: 1 K: 0 BB: 1 S: 6 P: 10
R: 0 H: 0 E: 0 LOB: 0 K: 0 BB: 0 S: 3 P: 3
R: 0 H: 0 E: 0 LOB: 0 K: 1 BB: 0 S: 5 P: 5
R: 0 H: 1 E: 0 LOB: 0 K: 0 BB: 0 S: 3 P: 3
R: 0 H: 0 E: 0 LOB: 0 K: 1 BB: 0 S: 5 P: 5
R: 0 H: 0 E: 0 LOB: 0 K: 0 BB: 0 S: 3 P: 3
R: 0 H: 1 E: 0 LOB: 0 K: 0 BB: 0 S: 3 P: 3
R: 0 H: 1 E: 0 LOB: 0 K: 1 BB: 0 S: 6 P: 6
R: 0 H: 0 E: 0 LOB: 1 K: 1 BB: 1 S: 5 P: 9
R: 0 H: 0 E: 0 LOB: 0 K: 0 BB: 0 S: 3 P: 3
R: 0 H: 0 E: 0 LOB: 1 K: 0 BB: 1 S: 3 P: 7
R: 0 H: 1 E: 0 LOB: 0 K: 0 BB: 0 S: 3 P: 3
R: 0 H: 0 E: 0 LOB: 0 K: 1 BB: 0 S: 5 P: 5
R: 0 H: 1 E: 0 LOB: 0 K: 0 BB: 0 S: 3 P: 3
1B: 6 SF: 0 2B: 1 SAC: 0 3B: 0 DP: 2 HR: 0 HBP: 0
WP: 0 PA: 50 PB: 0 SB: 0 CS: 2
PITCHER IP WLS BF H R ER SO BB IBB HBP BLK WP HR S P ERA WHIP
Steve Blass, R (1, 1) ERA: 1.31 6.0 22 3 3 0 2 1 0 0 0 0 0 25 29 0.00 0.667
Dave Wickersham, R (7, 1) ERA: 2.0 7 2 0 0 1 0 0 0 0 0 0 9 9 0.00 1.000
Ron Kline, R (9, 1) ERA: 0.63 5.0 W 17 1 0 0 2 2 0 0 0 0 0 19 27 0.00 0.600
Roy Face, R (14, 1) ERA: 3.72 1.0 S 3 1 0 0 0 0 0 0 0 0 0 3 3 0.00 1.000
PITCHER IP WLS BF H R ER SO BB IBB HBP BLK WP HR S P ERA WHIP
Pittsburgh Pirates @ Atlanta Braves
Atlanta Stadium, Atlanta, GA
Wed May 08 1968, 7:05 PM EDT
Att. 7,035 - Unknown
livebaseballscorecards.com
AB 46
R 3
H 7
RBI 2
BB 3
SO 5
LOB 9

Batter	1	2	3	4	5	6	7	8	9	AB	R	H	RBI	BB	SO	LOB
Maury Wills, S (1, 6) OBP: 0.313, SLG: 0.295	P4		BBB 4-0 S BB		F8		F7			3	0	0	0	1	0	1
Gary Kolb, L (1, 5) OBP: 0.250, SLG: 0.286	SSS 0-3 K		0-0 G3 1-2			0-0 1B 1B 2B		0-0 F8		4	1	1	0	0	1	1
Willie Stargell, L (1, 7) OBP: 0.287, SLG: 0.321	0-0 F8			0-0 4-3		0-0 1B 2-3 1B		0-0 F7		4	0	1	0	0	0	0
Donn Clendenon, R (1, 3) OBP: 0.377, SLG: 0.449		0-0 5-3		BBB 4-0 6-3 BB		0-0 F5		0-0 F8		3	0	0	0	1	0	2
Manny Mota, R (1, 9) OBP: 0.308, SLG: 0.323		0-0 6-3		0-0 6-3 1-2		0-0 1-2 3-H 1B			0-0 1B 2B	4	1	2	1	0	0	1
Matty Alou, L (1, 8) OBP: 0.403, SLG: 0.352		0-0 FC6-4 1B		0-0 F8		0-0 F9			0-0 F8	4	0	1	0	0	0	4
Bill Mazeroski, R (1, 4) OBP: 0.255, SLG: 0.276		0-0 FC6-4 1-2f			0-0 6-3	0-0 1-3			0-0 P3	4	0	0	0	0	0	4
Jerry May, R (1, 2) OBP: 0.337, SLG: 0.318 Al McBean, R (9, PR) OBP: 0.316, SLG: 0.278			0-0 6-3		0-0 P4		0-0 6-3		0-0 2-H 1B	4 0	0 0	1 0	1 0	0 0	0 0	0 0
Bob Moose, R (1, 1) Chuck Hiller, L (7, PH) OBP: 0.200, SLG: 0.200 Dave Wickersham, R (7, 1) Manny Jimenez, L (9, PH)			SSS 0-3 K		BBB 4-0 BB		0-0 F9		0-0 P6	1 1 0 1	0 0 0 0	0 0 0 0	0 0 0 0	1 0 0 0	1 0 0 0	0 0 0 1
Inning Stats	R: 0 E: 0 K: 1 S: 5 H: 0 LOB: 0 BB: 0 P: 5	R: 0 E: 0 K: 0 S: 4 H: 1 LOB: 1 BB: 0 P: 4	R: 0 E: 0 K: 1 S: 5 H: 0 LOB: 1 BB: 1 P: 9	R: 0 E: 0 K: 0 S: 3 H: 0 LOB: 1 BB: 1 P: 7	R: 0 E: 0 K: 0 S: 3 H: 0 LOB: 1 BB: 1 P: 7	R: 1 E: 0 K: 0 S: 6 H: 3 LOB: 2 BB: 0 P: 6	R: 0 E: 0 K: 0 S: 3 H: 0 LOB: 0 BB: 0 P: 3	R: 0 E: 0 K: 0 S: 3 H: 0 LOB: 0 BB: 0 P: 3	R: 1 E: 0 K: 0 S: 5 H: 2 LOB: 1 BB: 0 P: 5	1B: 4 2B: 2 3B: 0 HR: 0 SF: 0 SAC: 0 DP: 0 HBP: 0						

PITCHER	IP	WLS	BF	H	R	ER	SO	BB	IBB	HBP	BLK	WP	HR	S	P	ERA	WHIP
Ron Reed, R (1, 1) ERA: 2.48	8.2	W	35	6	2	2	2	3	0	0	0	0	0	36	48	2.08	1.038
Jim Britton, R (9, 1) ERA:	0.1	S	1	0	0	0	0	0	0	0	0	0	0	1	1	0.00	0.000

PITCHER	IP	WLS	BF	H	R	ER	SO	BB	IBB	HBP	BLK	WP	HR	S	P	ERA	WHIP

TOP

Pittsburgh Pirates @ Atlanta Braves

Atlanta Stadium, Atlanta, GA

Thu May 09 1968, 7:05 PM EDT

Att. 5,704 - Unknown

livebaseballscorecards.com

AB	33
R	2
H	6
RBI	2
BB	3
SO	2
LOB	14

WP: 0 PA: 36
PB: 0
SB: 1
CS: 0

Pittsburgh Pirates @ Atlanta Braves

Atlanta Stadium, Atlanta, GA

Thu May 09 1968, 7:05 PM EDT

Att. 5,704 - Unknown

BOTTOM

Batter	1	2	3	4	5	6	7	8	9	AB	R	H	RBI	BB	SO	LOB
Felipe Alou, R (1, 8) OBP: 0.374, SLG: 0.526	1-3	FC4-6 1-2f			F7		1-2 1B			4	0	1	0	0	0	2
Felix Millan, R (1, 4) OBP: 0.310, SLG: 0.308	6-3		1-3		5-3		L4			4	0	0	0	0	0	2
Hank Aaron, R (1, 9) OBP: 0.367, SLG: 0.509	F9		5-3		P4			K		4	0	0	0	0	1	0
Tito Francona, L (1, 7) OBP: 0.426, SLG: 0.524		1B BLK 1B 1B	1B 1B			4-3		1B 2B		4	1	3	0	0	0	0
Mike Lum, L (8, PR) OBP: 0.286, SLG: 0.393 (9, 7)										0	1	0	0	0	0	0
Tommie Aaron, R (1, 3) OBP: 0.440, SLG: 0.467		BBBB 1B 1-2 1B BB	1-3 1B			K		1B 1B IBB		2	2	1	0	2	1	0
Clete Boyer, R (1, 5) OBP: 0.239, SLG: 0.283		E 1B FC5-2 1-2 2-3 1B	K			K		F7		4	0	1	0	0	2	4
Sonny Jackson, L (1, 6) OBP: 0.244, SLG: 0.250		E7 FC5-2 1-3 2-H 3-H 1B		4-3			4-3	1B 1-3 2-H 1B		4	0	2	3	0	0	0
Bob Tillman, R (1, 2) OBP: 0.211, SLG: 0.273		6-3		K			P3	1B 1-2 3-H 1B		3	0	0	0	0	1	2
Sandy Valdespino, L (8, PH) OBP: 0.368, SLG: 0.343										1	0	1	1	0	0	0
Marty Martinez, S (9, 2) OBP: 0.150, SLG: 0.150										0	0	0	0	0	0	0
Ron Reed, R (1, 1) OBP: 0.333, SLG: 0.273		FC5-2 FC4-6 2-3 3-H		K			BBBB 4-0 1B BB	6-3		3	0	0	0	1	1	4
Jim Britton, R (9, 1) OBP: 0.500, SLG: 0.500										0	0	0	0	0	0	0
Inning Stats	R: 0 E: 0 K: 0 S: 3 H: 0 LOB: 0 BB: 0 P: 3	R: 2 E: 1 K: 0 S: 6 H: 3 LOB: 2 BB: 1 P: 10	R: 0 E: 0 K: 1 S: 7 H: 2 LOB: 2 BB: 0 P: 7	R: 0 E: 0 K: 2 S: 7 H: 0 LOB: 0 BB: 0 P: 7	R: 0 E: 0 K: 0 S: 3 H: 0 LOB: 0 BB: 0 P: 3	R: 0 E: 0 K: 2 S: 7 H: 0 LOB: 0 BB: 0 P: 7	R: 0 E: 0 K: 0 S: 4 H: 1 LOB: 2 BB: 1 P: 8	R: 2 E: 0 K: 1 S: 8 H: 3 LOB: 2 BB: 1 P: 12		1B: 8 2B: 1 3B: 0 HR: 0	SF: 0 SAC: 0 DP: 0 HBP: 0						

PITCHER	IP	WLS	BF	H	R	ER	SO	BB	IBB	HBP	BLK	WP	HR	S	P	ERA	WHIP
Bob Moose, R (1, 1) ERA: 4.02	6.0	L	24	5	2	2	5	1	0	0	1	0	0	33	37	3.00	1.000
Dave Wickersham, R (7, 1) ERA: 3.6	2.0		12	4	2	2	1	1	1	0	0	0	0	12	20	9.00	2.500

PITCHER	IP	WLS	BF	H	R	ER	SO	BB	IBB	HBP	BLK	WP	HR	S	P	ERA	WHIP

AB	33
R	4
H	9
RBI	4
BB	3
SO	6
LOB	14

1B: 8 2B: 1 3B: 0 HR: 0 SF: 0 SAC: 0 DP: 0 HBP: 0

WP: 0 PB: 0 SB: 0 CS: 0 PA: 36

livebaseballscorecards.com

Batter	1	2	3	4	5	6	7	8	9	AB	R	H	RBI	BB	SO	LOB
Wes Parker, S (1, 3) OBP: 0.295, SLG: 0.287	WP 2B		L8			SH1-4 1B 1-2		F2		4	0	2	0	0	0	1
Zoilo Versalles, R (1, 6) OBP: 0.242, SLG: 0.295	K 2-3		F7			SH1-4 1-2 2-3		F3		3	0	0	0	0	1	2
Willie Davis, L (1, 8) OBP: 0.239, SLG: 0.348	F5			K		SF7 3-H			F6	3	0	0	1	0	1	1
Ron Fairly, L (1, 9) OBP: 0.276, SLG: 0.250	F9			G4-6-3 1B		F4			K	4	0	1	0	0	1	2
Tom Haller, L (1, 2) OBP: 0.360, SLG: 0.367		1-3		G4-6-3 1-2f			L5-4 1B 1B		1B	4	0	2	0	0	0	1
Rocky Colavito, R (1, 7) OBP: 0.323, SLG: 0.411		6-3			K		1-2 1B		L7	4	0	1	0	0	1	1
Bob Bailey, R (1, 5) OBP: 0.271, SLG: 0.260		5-3			F8		K			3	0	0	0	0	1	2
Luis Alcaraz, R (1, 4) OBP: 0.231, SLG: 0.250			6-3		K		L5-4 2-3			3	0	0	0	0	1	2
Don Drysdale, R (1, 1) OBP: 0.250, SLG: 0.313			E7 1B			SH1-4 1B SF7 1B		L4		2	1	2	0	0	0	0
Jack Billingham, R (7, 1)										0	0	0	0	0	0	0
Len Gabrielson, L (8, PH) OBP: 0.167, SLG: 0.167										1	0	0	0	0	0	0
Jim Brewer, L (8, 1)										0	0	0	0	0	0	0
Inning Stats	R: 0 E: 0 K: 1 S: 6 H: 1 LOB: 1 BB: 0 P: 6	R: 0 E: 0 K: 0 S: 3 H: 0 LOB: 0 BB: 0 P: 3	R: 0 E: 1 K: 0 S: 4 H: 1 LOB: 1 BB: 0 P: 4	R: 0 E: 0 K: 1 S: 5 H: 1 LOB: 0 BB: 0 P: 5	R: 0 E: 0 K: 2 S: 7 H: 0 LOB: 0 BB: 0 P: 7	R: 1 E: 0 K: 0 S: 5 H: 2 LOB: 1 BB: 0 P: 5	R: 0 E: 0 K: 1 S: 6 H: 2 LOB: 1 BB: 0 P: 6	R: 0 E: 0 K: 0 S: 3 H: 0 LOB: 0 BB: 0 P: 3	R: 0 E: 0 K: 1 S: 6 H: 1 LOB: 1 BB: 0 P: 6	1B: 7 2B: 2 3B: 0 HR: 0 SF: 1 SAC: 1 DP: 2 HBP: 0	WP: 1 PB: 0 SB: 0 CS: 0 PA: 33					

PITCHER	IP	WLS	BF	H	R	ER	SO	BB	IBB	HBP	BLK	WP	HR	S	P	ERA	WHIP
Ken Johnson, R (1, 1) ERA: 1.99	9.0	W	33	8	1	1	6	0	0	0	0	1	0	45	45	1.00	0.889

PITCHER	IP	WLS	BF	H	R	ER	SO	BB	IBB	HBP	BLK	WP	HR	S	P	ERA	WHIP

TOP

Los Angeles Dodgers @ Atlanta Braves

Atlanta Stadium, Atlanta, GA

Fri May 10 1968, 7:05 PM EDT

Att. 13,210 - Unknown

livebaseballscorecards.com

AB	31
R	1
H	8
RBI	1
BB	0
SO	6
LOB	12

Los Angeles Dodgers @ Atlanta Braves

Atlanta Stadium, Atlanta, GA

Fri May 10 1968, 7:05 PM EDT

Att. 13,210 - Unknown

livebaseballscorecards.com

BOTTOM

Batter	1	2	3	4	5	6	7	8	9	AB	R	H	RBI	BB	SO	LOB
Felipe Alou, R (1, 8) OBP: 0.378, SLG: 0.521	5-3		F4		1-3 1B		FC5 E IBB			3	0	1	0	1	0	0
Felix Millan, R (1, 4) OBP: 0.316, SLG: 0.315	K 1B			1B FC4-6 1B	5-3		E6 1-2 2-3 3-H			4	1	2	0	0	0	4
Hank Aaron, R (1, 9) OBP: 0.363, SLG: 0.500	K 1-2			FC4-6 1-3 1B		F8	FC5 2-3f			4	0	1	0	0	1	4
Tito Francona, L (1, 7) OBP: 0.431, SLG: 0.533		F8 2B		FC4-6 1-2f 3-H		F9		FC1-6 6-3 BB		3	0	1	1	1	0	1
Deron Johnson, R (9, 3) OBP: 0.186, SLG: 0.185										0	0	0	0	0	0	0
Tommie Aaron, R (1, 3) (9, 7) OBP: 0.407, SLG: 0.429		F8 2-3		F2		6-3		6-3 1-2		4	0	0	0	0	0	3
Clete Boyer, R (1, 5) OBP: 0.248, SLG: 0.284		F3		F6			FC2-5 1B 1B	FC1-6 IBB		3	0	1	0	1	0	2
Sonny Jackson, L (1, 6) OBP: 0.244, SLG: 0.250		K			F8		SH1-4 FC2-5 E 1B 1-2	FC1-6 1-2f 2-3		4	1	1	0	0	1	3
Bob Tillman, R (1, 2) OBP: 0.219, SLG: 0.279			6-3		1B 1B		FC2-5 E SH1-4 1-2 2-3f	F9		2	0	1	0	0	0	0
Mike Lum, L (7, PH) OBP: 0.276, SLG: 0.379										1	0	0	0	0	0	2
Marty Martinez, S (8, 2) OBP: 0.143, SLG: 0.143										1	0	0	0	0	0	2
Ken Johnson, R (1, 1) OBP: 0.143, SLG: 0.143			K		F2		SH1-4 1-2 2-3			2	0	0	0	0	1	1
Inning Stats	R: 0 E: 0 K: 1 S: 5 / H: 1 LOB: 0 BB: 0 P: 5	R: 0 E: 0 K: 1 S: 6 / H: 1 LOB: 1 BB: 0 P: 6	R: 0 E: 0 K: 1 S: 5 / H: 0 LOB: 0 BB: 0 P: 5	R: 1 E: 0 K: 0 S: 5 / H: 2 LOB: 1 BB: 0 P: 5	R: 0 E: 0 K: 0 S: 5 / H: 2 LOB: 2 BB: 0 P: 5	R: 0 E: 0 K: 0 S: 3 / H: 0 LOB: 0 BB: 0 P: 3	R: 1 E: 1 K: 0 S: 6 / H: 2 LOB: 3 BB: 1 P: 10	R: 0 E: 0 K: 0 S: 3 / H: 0 LOB: 2 BB: 2 P: 11		1B: 7 2B: 1 3B: 0 HR: 0 / SF: 0 SAC: 1 DP: 0 HBP: 0						

	AB	31
	R	2
	H	8
	RBI	1
	BB	3
	SO	3
	LOB	22

WP: 0 PB: 0 SB: 0 CS: 0 PA: 35

PITCHER		IP	WLS	BF	H	R	ER	SO	BB	IBB	HBP	BLK	WP	HR	S	P	ERA	WHIP
Don Drysdale, R ERA: 2.52	(1, 1)	6.0	L	25	8	2	1	3	0	0	0	0	0	0	31	31	1.50	1.333
Jack Billingham, R ERA: 1.08	(7, 1)	1.0		5	0	0	0	0	0	1	0	0	0	0	4	8	0.00	0.000
Jim Brewer, L ERA: 1.38	(8, 1)	1.0		5	0	0	0	0	1	1	0	0	0	0	3	11	0.00	1.000

PITCHER	IP	WLS	BF	H	R	ER	SO	BB	IBB	HBP	BLK	WP	HR	S	P	ERA	WHIP

Batter	1	2	3	4	5	6	7	8	9	AB	R	H	RBI	BB	SO	LOB
Wes Parker, S (1, 3) OBP: 0.302, SLG: 0.305	x 0-0 1B 2B		x 0-0 ② 1-3			x 0-0 1B 1B	x 0-0 ③ 4-3			4	0	2	0	0	0	1
Zoilo Versalles, R (1, 6) OBP: 0.242, SLG: 0.293	x 0-0 S 1B 2-3		x 0-0 ③ 6-3			x 0-0 ① F7		x 0-0 ① F8		4	0	1	0	0	0	1
Willie Davis, L (1, 8) OBP: 0.231, SLG: 0.336	S S S 0-3 ① K 1-2			x 0-0 ① 4-3		S S S 0-3 ② K		x 0-0 ② F5		4	0	0	0	0	2	3
Ron Fairly, L (1, 9) OBP: 0.275, SLG: 0.250	x 0-0 ② F4			x 0-0 ② L9		x 0-0 1B 1-2		x 0-0 ③ G3		4	0	1	0	0	0	2
Tom Haller, L (1, 2) OBP: 0.356, SLG: 0.354	S S S 0-3 ③ K			B B B B 4-0 BB		x 0-0 ③ F5			x 0-0 ① F7	3	0	0	0	1	1	4
Rocky Colavito, R (1, 7) OBP: 0.319, SLG: 0.400		S S S 0-3 ① K		x 0-0 ③ L7			x 0-0 2B G3 1B		x 0-0 ② F8	4	1	1	0	0	1	1
Bob Bailey, R (1, 5) OBP: 0.270, SLG: 0.278		x 0-0 ② F7			x 0-0 ① 6-3		x 0-0 G3 1B 1-3 2B		x 0-0 ③ F7	4	0	1	0	0	0	0
Luis Alcaraz, R (1, 4) OBP: 0.222, SLG: 0.240		x 0-0 ③ 1-3			S S S 0-3 ② K		x 0-0 ① F4			3	0	0	0	0	1	2
Claude Osteen, L (1, 1) OBP: 0.077, SLG: 0.154			S S S 0-3 ① K		S S S 0-3 ③ K		x 0-0 ② G3 2-3 3-H			1	0	0	0	0	1	0
Jim Fairey, L (5, PH) OBP: 0.231, SLG: 0.278										1	0	0	0	0	1	0
Mudcat Grant, R (5, 1) OBP: 0.333, SLG: 0.333										0	0	0	0	0	0	0
Len Gabrielson, L (7, PH) OBP: 0.154, SLG: 0.154										1	0	0	1	0	0	1
Hank Aguirre, R (7, 1)										0	0	0	0	0	0	0
Inning Stats	R: 0 E: 0 K: 2 S: 9 H: 2 LOB: 2 BB: 0 P: 9	R: 0 E: 0 K: 1 S: 5 H: 0 LOB: 0 BB: 0 P: 5	R: 0 E: 0 K: 1 S: 5 H: 0 LOB: 0 BB: 0 P: 5	R: 0 E: 0 K: 0 S: 3 H: 0 LOB: 1 BB: 1 P: 7	R: 0 E: 0 K: 2 S: 7 H: 0 LOB: 0 BB: 0 P: 7	R: 0 E: 0 K: 1 S: 7 H: 2 LOB: 2 BB: 0 P: 7	R: 1 E: 0 K: 0 S: 5 H: 2 LOB: 1 BB: 0 P: 5	R: 0 E: 0 K: 0 S: 3 H: 0 LOB: 0 BB: 0 P: 3	R: 0 E: 0 K: 0 S: 3 H: 0 LOB: 0 BB: 0 P: 3	1B: 4 2B: 2 3B: 0 HR: 0	SF: 0 SAC: 0 DP: 0 HBP: 0					

PITCHER		IP	W/L/S	BF	H	R	ER	SO	BB	IBB	HBP	BLK	WP	HR	S	P	ERA	WHIP
Pat Jarvis, R ERA: 1.97	(1, 1)	9.0	W	34	6	1	1	7	1	0	0	0	0	0	47	51	1.00	0.778

PITCHER	IP	W/L/S	BF	H	R	ER	SO	BB	IBB	HBP	BLK	WP	HR	S	P	ERA	WHIP

TOP

Los Angeles Dodgers @ Atlanta Braves

Atlanta Stadium, Atlanta, GA

Sat May 11 1968, 7:05 PM EDT
Att. 13,910 - Unknown

livebaseballscorecards.com

AB	33
R	1
H	6
RBI	1
BB	1
SO	7
LOB	15

Batter	1	2	3	4	5	6	7	8	9	AB	R	H	RBI	BB	SO	LOB
Felipe Alou, R (1, 8) OBP: 0.374, SLG: 0.512	G6-4-3 1B		F8		E5 1B		F9			4	0	1	0	0	0	1
Felix Millan, R (1, 4) OBP: 0.331, SLG: 0.330	G6-4-3 1-2f		HR 1-2 1B		1B 1-2		BB 1B			4	1	3	0	0	0	1
Hank Aaron, R (1, 9) OBP: 0.375, SLG: 0.558	HR		HR 1-H 2-H		F7		BB 1-2			3	2	2	4	1	0	2
Deron Johnson, R (1, 3) OBP: 0.175, SLG: 0.172	K		F9		K		F5			4	0	0	0	0	2	4
Tommie Aaron, R (1, 7) OBP: 0.379, SLG: 0.396		K	F7	F4				F8		4	0	0	0	0	1	2
Mike Lum, L (9, 7) OBP: 0.276, SLG: 0.379										0	0	0	0	0	0	0
Clete Boyer, R (1, 5) OBP: 0.256, SLG: 0.292		F7	6-3			G5-4-3 1B		1B 1B		4	0	2	0	0	0	0
Bob Tillman, R (1, 2) OBP: 0.221, SLG: 0.319		K	HR			G5-4-3 1-2f		K		4	1	1	1	0	2	2
Sonny Jackson, L (1, 6) OBP: 0.252, SLG: 0.258			K	FC6-4 1B		4-3		1-2 1B		4	0	2	0	0	1	0
Pat Jarvis, R (1, 1) OBP: 0.200, SLG: 0.158			1B HR 1B	FC6-4 1-2f			K	K		4	1	1	0	0	2	3
Inning Stats	R: 1 E: 0 K: 1 S: 6 H: 2 LOB: 0 BB: 0 P: 6	R: 0 E: 0 K: 2 S: 7 H: 0 LOB: 0 BB: 0 P: 7	R: 3 E: 0 K: 1 S: 8 H: 3 LOB: 0 BB: 0 P: 8	R: 1 E: 0 K: 0 S: 5 H: 2 LOB: 1 BB: 0 P: 5	R: 0 E: 1 K: 1 S: 7 H: 1 LOB: 2 BB: 0 P: 7	R: 0 E: 0 K: 0 S: 3 H: 1 LOB: 0 BB: 0 P: 3	R: 0 E: 0 K: 1 S: 6 H: 1 LOB: 2 BB: 1 P: 10	R: 0 E: 0 K: 2 S: 9 H: 2 LOB: 2 BB: 0 P: 9								

PITCHER		IP	WLS	BF	H	R	ER	SO	BB	IBB	HBP	BLK	WP	HR	S	P	ERA	WHIP
Claude Osteen, L ERA: 3.4	(1, 1)	4.0	L	18	7	5	5	4	0	0	0	0	0	3	26	26	11.25	1.750
Mudcat Grant, R ERA: 2.19	(5, 1)	2.0		8	2	0	0	1	0	0	0	0	0	0	10	10	0.00	1.000
Hank Aguirre, L ERA:	(7, 1)	2.0		10	3	0	0	3	1	0	0	0	0	0	15	19	0.00	2.000

PITCHER	IP	WLS	BF	H	R	ER	SO	BB	IBB	HBP	BLK	WP	HR	S	P	ERA	WHIP

BOTTOM

Los Angeles Dodgers @ Atlanta Braves

Atlanta Stadium, Atlanta, GA

Sat May 11 1968, 7:05 PM EDT

Att. 13,910 - Unknown

livebaseballscorecards.com

AB	35
R	5
H	12
RBI	5
BB	1
SO	8
LOB	15

1B: 9	SF: 0	WP: 0	PA: 36
2B: 0	SAC: 0	PB: 0	
3B: 0	DP: 2	SB: 0	
HR: 3	HBP: 0	CS: 0	

Batter	1	2	3	4	5	6	7	8	9	10	11	12	AB	R	H	RBI	BB	SO	LOB
Willie Davis, L (1, 8) OBP: 0.236, SLG: 0.347	0-3 K		4-0 BB		0-0 4-3		0-0 FC6 1-2f			0-0 4-3		0-0 1B 3B	5	1	1	0	1	1	2
Zoilo Versalles, R (1, 6) OBP: 0.254, SLG: 0.298	0-0 5-3		0-0 F8		0-0 4-3			4-0 SH1-4 BB		0-0 1B		0-0 1B 3-H 1B	5	0	2	1	1	0	2
Wes Parker, S (1, 3) OBP: 0.306, SLG: 0.303	0-0 6-3		4-0 1-2 2-3 BB			0-0 5-3		0-0 SH1-4 1-2		0-0 F7		0-0 1-2 1B	4	0	1	0	1	0	1
Rocky Colavito, R (1, 7) OBP: 0.293, SLG: 0.364 John Purdin, R (12, 1) OBP: 0.667, SLG: 0.667 Jim Brewer, L (12, 1) Mudcat Grant, R (12, 1) OBP: 0.333, SLG: 0.333		0-0 F2	0-3 K			0-0 F4		0-0 F7			0-0 5-3	0-0 F7	6	0	0	0	0	1	6
Bob Bailey, R (1, 5) OBP: 0.279, SLG: 0.276		0-0 1B		4-0 BB		0-0 4-3		0-0 6-3			0-0 F8		4	0	1	0	1	0	1
Ron Fairly, L (1, 9) OBP: 0.280, SLG: 0.242		0-0 F7		0-3 K			1-0 BB HBP		0-3 K		4-0 BB		3	0	0	0	1	2	2
Tom Haller, L (1, 2) OBP: 0.337, SLG: 0.333		0-3 K		0-3 K			0-0 F3		0-0 F7		0-0 F8		5	0	0	0	0	2	4
Luis Alcaraz, R (1, 4) OBP: 0.221, SLG: 0.238			0-0 BB SH1-3 1B	0-0 F8			0-0 L8		0-0 F8			0-0 G3	5	0	1	0	0	0	2
Don Sutton, R (1, 1) OBP: 0.500, SLG: 0.500 Len Gabrielsen, L (10, PH) OBP: 0.143, SLG: 0.143 Jack Billingham, R (10, 1) Jim Fairey, L (12, PH) OBP: 0.225, SLG: 0.270 (12, 7)			0-0 SH1-3 1-2		0-3 K		4-0 FC6 1-2 BB			0-0 4-3		0-0 5-3	1	0	0	0	1	1	0
													1	0	0	0	0	0	0
													0	0	0	0	0	0	0
													1	0	0	0	0	0	0

Inning Stats																									
	R: 0	H: 0	R: 0	H: 1	R: 0	H: 1	R: 0	H: 0	R: 0	H: 0	R: 0	H: 0	R: 0	H: 0	R: 0	H: 0	R: 0	H: 1	R: 0	H: 0	R: 1	H: 3	1B: 5	SF: 0	WP: 0	PA: 49
	E: 0	LOB: 0	E: 0	LOB: 1	E: 0	LOB: 3	E: 0	LOB: 0	E: 0	LOB: 1	E: 0	LOB: 0	E: 0	LOB: 2	E: 0	LOB: 1	K: 1	LOB: 1	E: 0	LOB: 1	E: 0	LOB: 2	2B: 0	SAC: 2	PB: 0	
	K: 1	BB: 0	K: 1	BB: 0	K: 1	BB: 2	K: 1	BB: 0	K: 1	BB: 0	K: 0	BB: 0	K: 0	BB: 1	K: 0	BB: 1	S: 5	BB: 0	K: 0	BB: 1	K: 0	BB: 1	3B: 1	DP: 0	SB: 0	
	S: 5	P: 5	S: 6	P: 6	S: 6	P: 14	S: 7	P: 11	S: 5	P: 5	S: 3	P: 3	S: 3	P: 8	S: 3	P: 7		P: 5	S: 4	P: 4	S: 3	P: 7	HR: 0	HBP: 1	CS: 0	

PITCHER		IP	WLS	BF	H	R	ER	SO	BB	IBB	HBP	BLK	WP	HR	S	P	ERA	WHIP
Dick Kelley, L ERA: 2.57	(1, 1)	7.1		30	2	0	0	6	5	0	1	0	0	0	36	57	0.00	0.955
Jim Britton, R ERA:	(8, 1)	1.2		5	0	0	0	1	0	0	0	0	0	0	7	7	0.00	0.000
Cecil Upshaw, R ERA: 3.26	(10, 1)	3.0	L	14	4	1	1	0	1	0	0	0	0	0	13	17	3.00	1.667

PITCHER	IP	WLS	BF	H	R	ER	SO	BB	IBB	HBP	BLK	WP	HR	S	P	ERA	WHIP

TOP

Los Angeles Dodgers @ Atlanta Braves

Atlanta Stadium, Atlanta, GA

Sun May 12 1968, 3:33 AM EDT

Att. 15,202 - Unknown

livebaseballscorecards.com

AB	40
R	1
H	6
RBI	1
BB	6
SO	7
LOB	20

Batter	1	2	3	4	5	6	7	8	9	10	11	12	AB	R	H	RBI	BB	SO	LOB
Felipe Alou, R (1, 8) OBP: 0.372, SLG: 0.512	K		6-3			BB SH1-4 1B	F9			F8		2B	6	0	2	0	0	1	2
Felix Millan, R (1, 4) OBP: 0.317, SLG: 0.316	G2			4-3		SH1-4 1-2		5-3		F9		F8	5	0	0	0	0	0	1
Hank Aaron, R (1, 9) OBP: 0.388, SLG: 0.560	F2			4-3		BB IBB		S BB		2B		FC6-4 IBB	3	0	1	0	3	0	0
Tito Francona, L (1, 3) OBP: 0.446, SLG: 0.511 Deron Johnson, R (12, PH) OBP: 0.172, SLG: 0.169		K		F9		1-2 2-3 BB		1-2 IBB		IBB		FC6-4 1-2f	2 1	0 0	0 0	0 0	3 0	1 0	0 2
Sandy Valdespino, L (1, 7) OBP: 0.358, SLG: 0.333		6-3			FC5-4 1B	K		K		3-1			5	0	1	0	0	2	7
Clete Boyer, R (1, 5) OBP: 0.246, SLG: 0.280	F2				FC5-4 5-3 1-2f	P6		K			F6		5	0	0	0	0	1	6
Bob Tillman, R (1, 2) OBP: 0.207, SLG: 0.299			L7		5-3 1-2		K		F6		6-3		5	0	0	0	0	1	1
Sonny Jackson, L (1, 6) OBP: 0.265, SLG: 0.266			BLK 1B		IBB		F8		L9-4-6 S 1B		5-3		4	0	2	0	1	0	0
Dick Kelley, R (1, 1) OBP: 0.308, SLG: 0.100 Jim Britton, R (8, 1) OBP: 0.500, SLG: 0.500 Mike Lum, L (9, PH) OBP: 0.267, SLG: 0.367 Cecil Upshaw, R (10, 1) Tommie Aaron, R (12, PH) OBP: 0.373, SLG: 0.389			K 1-2		K		1B		L9-4-6 1-3			F8	3 0 1 0 1	0 0 0 0 0	1 0 0 0 0	0 0 0 0 0	0 0 0 0 0	2 0 0 0 0	3 0 1 0 0
Inning Stats	R: 0 H: 0 E: 0 LOB: 0 K: 1 BB: 0 S: 5 P: 5	R: 0 H: 0 E: 0 LOB: 0 K: 1 BB: 0 S: 5 P: 5	R: 0 H: 1 E: 0 LOB: 1 K: 1 BB: 0 S: 6 P: 6	R: 0 H: 0 E: 0 LOB: 0 K: 0 BB: 0 S: 3 P: 3	R: 0 H: 1 E: 0 LOB: 2 K: 1 BB: 1 S: 6 P: 10	R: 0 H: 1 E: 0 LOB: 3 K: 1 BB: 2 S: 6 P: 14	R: 0 H: 1 E: 0 LOB: 1 K: 1 BB: 0 S: 6 P: 6	R: 0 H: 0 E: 0 LOB: 2 K: 2 BB: 2 S: 7 P: 15	R: 0 H: 1 E: 0 LOB: 0 K: 0 BB: 0 S: 3 P: 3	R: 0 H: 1 E: 0 LOB: 2 K: 0 BB: 1 S: 4 P: 8	R: 0 H: 0 E: 0 LOB: 0 K: 0 BB: 0 S: 3 P: 3	R: 0 H: 1 E: 0 LOB: 2 K: 0 BB: 1 S: 4 P: 8	1B: 5 SF: 0 2B: 3 SAC: 1 3B: 0 DP: 1 HR: 0 HBP: 0						

PITCHER	IP	WLS	BF	H	R	ER	SO	BB	IBB	HBP	BLK	WP	HR	S	P	ERA	WHIP
Don Sutton, R (1, 1) ERA: 2.96	9.0		36	5	0	0	8	2	3	0	1	0	0	47	67	0.00	0.778
Jack Billingham, R (10, 1) ERA: 0.96	2.0	W	8	1	0	0	0	0	1	0	0	0	0	7	11	0.00	0.500
John Purdin, R (12, 1) ERA: 0.54	0.2		3	1	0	0	0	0	0	0	0	0	0	3	3	0.00	1.500
Jim Brewer, L (12, 1) ERA: 1.38	0.0		1	0	0	0	0	0	1	0	0	0	0	0	4	∞	∞
Mudcat Grant, R (12, 1) ERA: 2.13	0.1	S	1	0	0	0	0	0	0	0	0	0	0	1	1	0.00	0.000

PITCHER	IP	WLS	BF	H	R	ER	SO	BB	IBB	HBP	BLK	WP	HR	S	P	ERA	WHIP

BOTTOM

Los Angeles Dodgers @ Atlanta Braves

Atlanta Stadium, Atlanta, GA

Sun May 12 1968, 3:33 AM EDT

Att. 15,202 - Unknown

livebaseballscorecards.com

AB	41
R	0
H	7
RBI	0
BB	7
SO	8
LOB	23

WP: 0 PA: 49
PB: 0
SB: 2
CS: 0

Batter	1	2	3	4	5	6	7	8	9	AB	R	H	RBI	BB	SO	LOB
Felipe Alou, R (1, 8) OBP: 0.366, SLG: 0.496	x 0-0 ① 1-4-3		x 0-0 ① P6		x 0-0 ③ 6-3			x 0-0 ① 5-3	BBBB 4-0 SF9 BB 1-2 2-3 BB	4	0	0	0	1	0	1
Felix Millan, R (1, 4) OBP: 0.308, SLG: 0.306 Tito Francona, L (9, PH) OBP: 0.456, SLG: 0.511 Mike Lum, L (9, PR) OBP: 0.267, SLG: 0.367 Woody Woodward, R (9, 4)	x 0-0 ② F5		x 0-0 ② F3			x 0-0 ① F9		x 0-0 ② F7	BBBB 4-0 1-2 2-3 3-H BB	4 0 0 0	0 0 0 0	0 0 0 0	0 1 0 0	0 1 0 0	0 0 0 0	0 0 0 0
Hank Aaron, R (1, 9) OBP: 0.381, SLG: 0.546	SSS 0-3 ③ K		SSS 0-3 ③ K			x 0-0 ② F7		BBBB 4-0 BB S BB	x 0-0 ② SF9 2-3 3-H	3	0	0	1	1	2	0
Deron Johnson, R (1, 3) OBP: 0.188, SLG: 0.206		x 0-0 HR 3B		x 0-0 ① 6-3		x 0-0 ③ 6-3		BBBB 4-0 BB 1-2 BB	x 0-0 ③ P5	4	1	1	0	1	0	2
Tommie Aaron, R (1, 7) OBP: 0.397, SLG: 0.446		x 0-0 3-H HR		BBBB 4-0 G5-4-3 BB			SSS 0-3 ① K	BBBB 4-0 1-2 2-3 BB		2	1	1	2	2	1	0
Clete Boyer, R (1, 5) OBP: 0.238, SLG: 0.270		SSS 0-3 ① K		x 0-0 ②③ G5-4-3 1-2f			x 0-0 ② 5-3	x 0-0 ③ 4-3		4	0	0	0	0	1	4
Bob Tillman, R (1, 2) OBP: 0.209, SLG: 0.288		x 0-0 ② 5-3			x 0-0 ① F9		BBBB 4-0 1B BB		x 0-0 ① P4	3	0	0	0	1	0	0
Sonny Jackson, L (1, 6) OBP: 0.286, SLG: 0.277		BBBB 4-0 BB			x 0-0 SH5-4 1B		x 0-0 1-2 1B		BBBB 4-0 BB 1B BB	2	1	2	0	2	0	0
Phil Niekro, R (1, 1) OBP: 0.133, SLG: 0.333		SSS 0-3 ③ K			x 0-0 ② SH5-4 1-2		SSS 0-3 ③ K		x 0-0 BB BB 1-2 SF9 1B	3	1	1	0	0	2	3
Inning Stats	R: 0 H: 0 E: 0 LOB: 0 K: 1 BB: 0 S: 5 P: 5	R: 2 H: 2 E: 0 LOB: 1 K: 2 BB: 1 S: 9 P: 13	R: 0 H: 0 E: 0 LOB: 0 K: 1 BB: 0 S: 5 P: 5	R: 0 H: 0 E: 0 LOB: 0 K: 0 BB: 1 S: 2 P: 6	R: 0 H: 1 E: 0 LOB: 1 K: 0 BB: 0 S: 4 P: 4	R: 0 H: 0 E: 0 LOB: 0 K: 0 BB: 0 S: 3 P: 3	R: 0 H: 1 E: 0 LOB: 2 K: 2 BB: 1 S: 8 P: 12	R: 0 H: 0 E: 0 LOB: 3 K: 0 BB: 3 S: 3 P: 15	R: 2 H: 1 E: 0 LOB: 2 K: 0 BB: 3 S: 4 P: 16	1B: 3 SF: 1 2B: 0 SAC: 1 3B: 1 DP: 1 HR: 1 HBP: 0						

PITCHER	IP	WLS	BF	H	R	ER	SO	BB	IBB	HBP	BLK	WP	HR	S	P	ERA	WHIP
Chris Short, L (1, 1) ERA: 2.2	8.1	L	36	5	4	4	6	7	0	0	0	0	1	41	69	4.32	1.440
Turk Farrell, R (9, 1) ERA: 0.5	0.2		4	0	0	0	0	2	0	0	0	0	0	2	10	0.00	3.000

PITCHER	IP	WLS	BF	H	R	ER	SO	BB	IBB	HBP	BLK	WP	HR	S	P	ERA	WHIP

TOP

Atlanta Braves @ Philadelphia Phillies

Connie Mack Stadium, Philadelphia, PA

Mon May 13 1968, 7:05 PM EDT

Att. 3,126 - Unknown

livebaseballscorecards.com

AB	29
R	4
H	5
RBI	4
BB	9
SO	6
LOB	10

PA: 40

WP: 0
PB: 0
SB: 1
CS: 0

Batter	1	2	3	4	5	6	7	8	9	AB	R	H	RBI	BB	SO	LOB
Tony Taylor, R (1, 5) OBP: 0.328, SLG: 0.342	6-3		G4-6-3 1-2f		1B		4-3 2-3			4	0	1	0	0	0	2
Cookie Rojas, R (1, 4) OBP: 0.290, SLG: 0.333	6-3			F7	5-3		P6			4	0	0	0	0	0	2
Johnny Callison, L (1, 9) OBP: 0.311, SLG: 0.393	K			WP BB 1B BB		L1		F8		3	1	0	0	1	1	0
Bill White, L (1, 3) OBP: 0.409, SLG: 0.456		4-3		WP 1B 1-2 BB		FC5-4 BB		G1-4-3 BB		1	1	0	0	3	0	0
Dick Allen, R (1, 7) OBP: 0.333, SLG: 0.402		CS BB		K 1-2 2-3		FC5-4 S 1-2f		G1-4-3 1-2f		3	0	0	0	1	1	4
John Briggs, L (1, 8) OBP: 0.354, SLG: 0.386		1B 1-2		1B 2-H 3-H		BB 1-2			K	3	0	2	2	1	1	0
Mike Ryan, R (1, 2) OBP: 0.189, SLG: 0.212		F7		4-3		K		1-3		4	0	0	0	0	1	4
Roberto Pena, R (1, 6) OBP: 0.556, SLG: 0.333			4-3	L8		4-3 SH5-4 BB		G3		3	0	0	0	1	0	0
Chris Short, R (1, 1) OBP: 0.118, SLG: 0.118 Turk Farrell, R (9, 1)			CI G4-6-3	K		SH5-4 1-2				1 0	0 0	0 0	0 0	0 0	1 0	0 0
Inning Stats	R: 0 H: 0 E: 0 LOB: 0 K: 1 BB: 0 S: 5 P: 5	R: 0 H: 1 E: 0 LOB: 1 K: 0 BB: 1 S: 3 P: 7	R: 0 H: 0 E: 1 LOB: 0 K: 0 BB: 0 S: 3 P: 3	R: 2 H: 1 E: 0 LOB: 1 K: 1 BB: 2 S: 6 P: 14	R: 0 H: 1 E: 0 LOB: 1 K: 1 BB: 0 S: 6 P: 6	R: 0 H: 0 E: 0 LOB: 2 K: 1 BB: 2 S: 5 P: 13	R: 0 H: 0 E: 0 LOB: 1 K: 0 BB: 1 S: 3 P: 7	R: 0 H: 0 E: 0 LOB: 0 K: 0 BB: 1 S: 2 P: 6	R: 0 H: 0 E: 0 LOB: 0 K: 1 BB: 0 S: 5 P: 5	1B: 3 SF: 0 2B: 0 SAC: 1 3B: 0 DP: 2 HR: 0 HBP: 0						

PITCHER	IP	WLS	BF	H	R	ER	SO	BB	IBB	HBP	BLK	WP	HR	S	P	ERA	WHIP
Phil Niekro, R (1, 1) ERA: 3.83	9.0	W	35	3	2	2	5	7	0	0	0	1	0	38	66	2.00	1.111

PITCHER	IP	WLS	BF	H	R	ER	SO	BB	IBB	HBP	BLK	WP	HR	S	P	ERA	WHIP

BOTTOM

Atlanta Braves @ Philadelphia Phillies

Connie Mack Stadium, Philadelphia, PA

Mon May 13 1968, 7:05 PM EDT

Att. 3,126 - Unknown

livebaseballscorecards.com

AB	26
R	2
H	3
RBI	2
BB	7
SO	5
LOB	12

PA: 35

Batter	1	2	3	4	5	6	7	8	9	AB	R	H	RBI	BB	SO	LOB
Sonny Jackson, L (1, 6) OBP: 0.283, SLG: 0.274	SSS 0-3 ① K		x 0-0 4-3 1B		x 0-0 ② F8		SSS 0-3 ② K		x 0-0 ③ 4-3	5	0	1	0	0	2	1
Mike Lum, L (1, 7) OBP: 0.324, SLG: 0.355	BBBB 4-0 2B FC5-3 BB		x 0-0 ① 4-3 1-2		BBBB 4-0 HR BB		BBBB 4-0 BB			1	1	0	0	3	0	1
Hank Aaron, R (1, 9) OBP: 0.392, SLG: 0.582	x 0-0 1-3 2B		IIII 4-0 IBB		x 0-0 1-H HR		x 0-0 ③ P5			3	1	2	2	1	0	1
Tito Francona, L (1, 3) OBP: 0.450, SLG: 0.500 Tommie Aaron, R (8, PH) OBP: 0.391, SLG: 0.439 (8, 3)	x 0-0 ② ③ FC5-3 3-H		x 0-0 ② F8		x 0-0 FC6-4 1B			x 0-0 ① 1-3		3 1	0 0	1 0	0 0	0 0	0 0	4 0
Felipe Alou, R (1, 8) OBP: 0.363, SLG: 0.489		x 0-0 4-3 1B 1B	x 0-0 ③ 1-3		x 0-0 ③ FC6-4 1-2f			x 0-0 ② F3		4	1	1	0	0	0	3
Clete Boyer, R (1, 5) OBP: 0.231, SLG: 0.262		x 0-0 ① 4-3 1-2		x 0-0 ① 1-3		x 0-0 ① 5-3		x 0-0 ③ L6		4	0	0	0	0	0	1
Felix Millan, R (1, 4) OBP: 0.313, SLG: 0.306		x 0-0 FC3-6 2-H 1B		x 0-0 ② 5-3		x 0-0 ② 6-3			BBBB 4-0 SH1-4 BB	3	0	1	1	1	0	0
Bob Tillman, R (1, 2) OBP: 0.202, SLG: 0.277		x 0-0 ② FC3-6 1-2f		SSS 0-3 ③ K		x 0-0 ③ L7			x 0-0 ① SH1-4 1-2	3	0	0	0	0	1	1
Ron Reed, R (1, 1) OBP: 0.250, SLG: 0.200		SSS 0-3 ③ K			x 0-0 ① F9		x 0-0 ① 6-3		SSS 0-3 ② K	4	0	0	0	0	2	2
Inning Stats	R: 0 H: 1 E: 0 LOB: 1 K: 1 BB: 1 S: 5 P: 9	R: 1 H: 2 E: 0 LOB: 1 K: 1 BB: 0 S: 7 P: 7	R: 0 H: 1 E: 0 LOB: 2 K: 0 BB: 1 S: 4 P: 8	R: 0 H: 0 E: 0 LOB: 0 K: 1 BB: 0 S: 5 P: 5	R: 2 H: 2 E: 0 LOB: 1 K: 0 BB: 1 S: 5 P: 9	R: 0 H: 0 E: 0 LOB: 0 K: 0 BB: 0 S: 3 P: 3	R: 0 H: 0 E: 0 LOB: 1 K: 1 BB: 1 S: 5 P: 9	R: 0 H: 0 E: 0 LOB: 0 K: 0 BB: 0 S: 3 P: 3	R: 0 H: 0 E: 0 LOB: 1 K: 1 BB: 1 S: 5 P: 9	1B: 4 SF: 0 2B: 2 SAC: 1 3B: 0 DP: 1 HR: 1 HBP: 0						WP: 0 PA: 37 PB: 0 SB: 0 CS: 0	

Atlanta Braves @ Philadelphia Phillies

Connie Mack Stadium, Philadelphia, PA

Tue May 14 1968, 7:05 PM EDT

Att. 4,531 - Unknown

TOP

livebaseballscorecards.com

AB	31
R	3
H	6
RBI	3
BB	5
SO	5
LOB	14

PITCHER		IP	WLS	BF	H	R	ER	SO	BB	IBB	HBP	BLK	WP	HR	S	P	ERA	WHIP
Larry Jackson, R ERA: 3.2	(1, 1)	6.0	L	26	6	3	3	3	2	1	0	0	0	1	29	41	4.50	1.333
Grant Jackson, L ERA: 2.08	(7, 1)	2.0		7	0	0	0	1	1	0	0	0	0	0	8	12	0.00	0.500
Gary Wagner, R ERA: 4.05	(9, 1)	1.0		4	0	0	0	1	1	0	0	0	0	0	5	9	0.00	1.000

PITCHER	IP	WLS	BF	H	R	ER	SO	BB	IBB	HBP	BLK	WP	HR	S	P	ERA	WHIP

BOTTOM

Atlanta Braves @ Philadelphia Phillies

Connie Mack Stadium, Philadelphia, PA

Tue May 14 1968, 7:05 PM EDT

Att. 4,531 - Unknown

livebaseballscorecards.com

Batter	1	2	3	4	5	6	7	8	9	AB	R	H	RBI	BB	SO	LOB
Tony Taylor, R (1, 5) OBP: 0.318, SLG: 0.331	6-3			F9		G3			5-3	4	0	0	0	0	0	0
Cookie Rojas, R (1, 4) OBP: 0.281, SLG: 0.322	5-3			P6		K			F7	4	0	0	0	0	1	0
Johnny Callison, L (1, 9) OBP: 0.309, SLG: 0.387	L8			K			F2		1B	4	0	1	0	0	1	0
Bill White, L (1, 3) OBP: 0.404, SLG: 0.447		F7			1B 1B 1B		F8		4-3	4	1	1	0	0	0	1
Dick Allen, R (1, 7) OBP: 0.333, SLG: 0.400		F9			1B 1-3 1B		P3			3	0	1	0	0	0	0
John Briggs, L (1, 8) OBP: 0.353, SLG: 0.383		F8			G5-4-3 1-3 3-H 1B			K		3	0	1	1	0	1	0
Roberto Pena, R (1, 6) OBP: 0.500, SLG: 0.333			6-3		G5-4-3 1-2f			1B		3	0	1	0	0	0	2
Mike Ryan, R (1, 2) OBP: 0.179, SLG: 0.200			K		4-3			K		3	0	0	0	0	2	2
Larry Jackson, R (1, 1) OBP: 0.143, SLG: 0.143			6-3			F9		P6		1	0	0	0	0	0	0
Rick Joseph, R (6, PH) OBP: 0.385, SLG: 0.200										1	0	0	0	0	0	0
Grant Jackson, S (7, 1)										0	0	0	0	0	0	0
Tony Gonzalez, L (8, PH) OBP: 0.274, SLG: 0.232										1	0	0	0	0	0	1
Gary Wagner, R (9, 1)										0	0	0	0	0	0	0

Inning Stats	1	2	3	4	5	6	7	8	9
	R: 0 E: 0 K: 0 S: 3	H: 0 LOB: 0 BB: 0 P: 3	R: 0 E: 0 K: 0 S: 3	H: 0 LOB: 0 BB: 0 P: 3	R: 0 E: 0 K: 1 S: 5	H: 0 LOB: 0 BB: 0 P: 5	R: 0 E: 0 K: 1 S: 5	H: 0 LOB: 0 BB: 0 P: 5	R: 1 E: 0 K: 0 S: 5	H: 3 LOB: 1 BB: 0 P: 5	R: 0 E: 0 K: 1 S: 5	H: 0 LOB: 0 BB: 0 P: 5	R: 0 E: 0 K: 0 S: 3	H: 0 LOB: 0 BB: 0 P: 3	R: 0 E: 0 K: 2 S: 8	H: 1 LOB: 1 BB: 0 P: 8	R: 0 E: 0 K: 0 S: 4	H: 1 LOB: 1 BB: 0 P: 4

1B: 5 SF: 0 WP: 0 PA: 31
2B: 0 SAC: 0 PB: 0
3B: 0 DP: 1 SB: 0
HR: 0 HBP: 0 CS: 0

	AB	31
	R	1
	H	5
	RBI	1
	BB	0
	SO	5
	LOB	6

PITCHER	IP	WLS	BF	H	R	ER	SO	BB	IBB	HBP	BLK	WP	HR	S	P	ERA	WHIP
Ron Reed, R (1, 1) ERA: 2.16	9.0	W	31	5	1	1	5	0	0	0	0	0	0	41	41	1.00	0.556

PITCHER	IP	WLS	BF	H	R	ER	SO	BB	IBB	HBP	BLK	WP	HR	S	P	ERA	WHIP

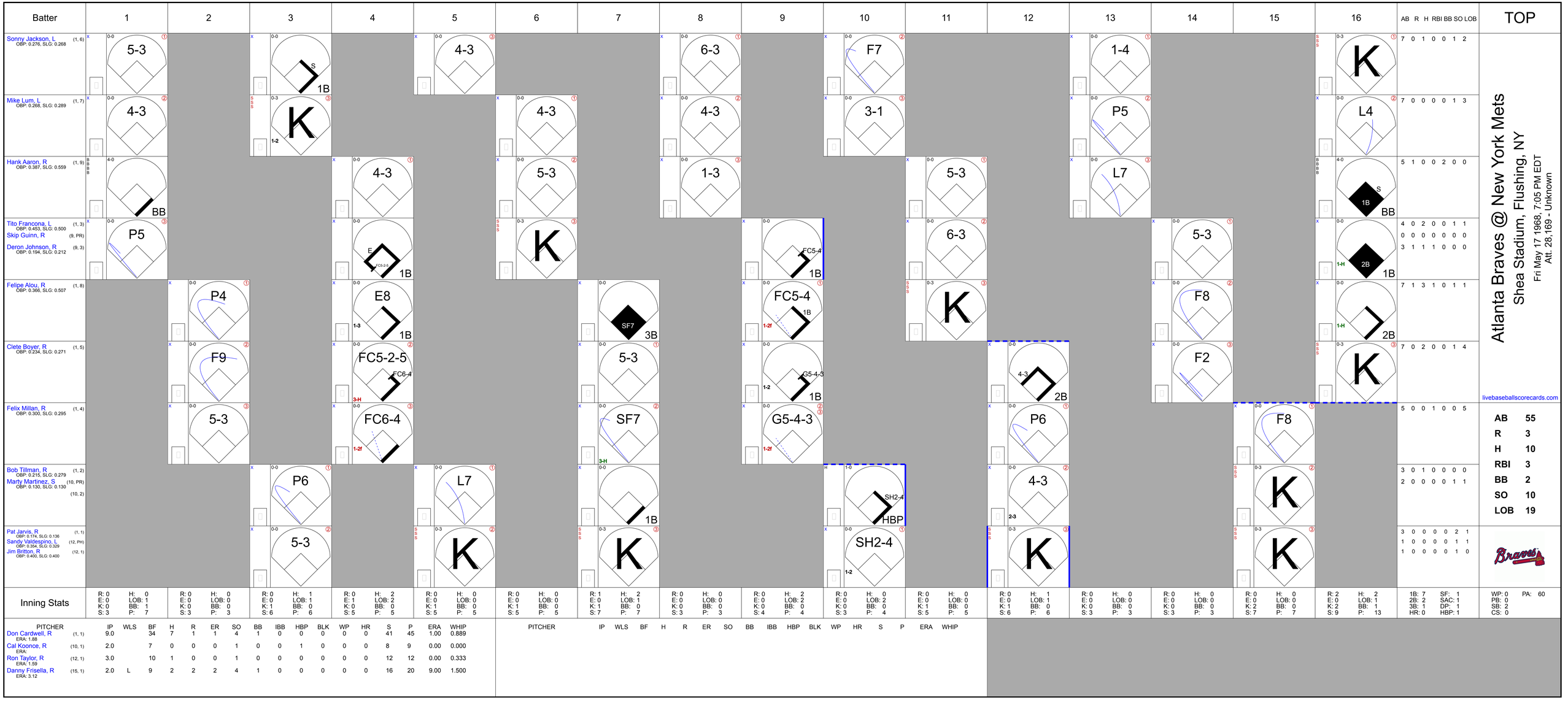
Batter
1
2
3
4
5
6
7
8
9
10
11
12
13
14
15
16
AB R H RBI BB SO LOB
TOP
Sonny Jackson, L (1, 6) OBP: 0.276, SLG: 0.268
5-3
4-3
S 1B
4-3
6-3
F7
1-4
K
7 0 1 0 0 1 2
Mike Lum, L (1, 7) OBP: 0.268, SLG: 0.289
4-3
K 1-2
4-3
3-1
P5
L4
7 0 0 0 0 1 3
Hank Aaron, R (1, 9) OBP: 0.387, SLG: 0.559
BB
4-3
5-3
1-3
L7
S 1B
BB
5 1 0 0 2 0 0
Tito Francona, L (1, 3) OBP: 0.453, SLG: 0.500
Skip Guinn, R (9, PR)
Deron Johnson, R (9, 3) OBP: 0.194, SLG: 0.212
P5
E FC5-2-5 1B
K
FC5-4 1B
5-3
6-3
K
4 0 2 0 0 1 1
0 0 0 0 0 0 0
3 1 1 1 0 0 0
1-H 2B 1B
Felipe Alou, R (1, 8) OBP: 0.366, SLG: 0.507
P4
E8 1-3 1B
SF7 3B
FC5-4 1B 1-2f
5-3
F8
7 1 3 1 0 1 1
1-H 2B
Clete Boyer, R (1, 5) OBP: 0.234, SLG: 0.271
F9
FC5-2-5 FC6-4 3-H
5-3
G5-4-3 1-2 1B
4-3 2B
F2
K
7 0 2 0 0 1 4
Felix Millan, R (1, 4) OBP: 0.300, SLG: 0.295
5-3
FC6-4 1-2f
SF7 3-H
G5-4-3 1-2f
P6
F8
5 0 0 1 0 0 5
Bob Tillman, R (1, 2) OBP: 0.219, SLG: 0.279
Marty Martinez, S (10, PR) OBP: 0.130, SLG: 0.130
(10, 2)
P6
L7
1B
SH2-4 HBP
4-3 2-3
K
3 0 1 0 0 0 0
2 0 0 0 0 1 1
Pat Jarvis, R (1, 1) OBP: 0.174, SLG: 0.136
Sandy Valdespino, L (12, PH) OBP: 0.354, SLG: 0.329
Jim Britton, R (12, 1) OBP: 0.400, SLG: 0.400
5-3
K
K
SH2-4 1-2
K
3 0 0 0 0 2 1
1 0 0 0 0 1 1
1 0 0 0 0 1 0
Inning Stats
R: 0 H: 0 E: 0 LOB: 1 K: 0 BB: 1 S: 3 P: 7
R: 0 H: 0 E: 0 LOB: 0 K: 0 BB: 0 S: 3 P: 3
R: 0 H: 1 E: 0 LOB: 1 K: 1 BB: 0 S: 6 P: 6
R: 0 H: 2 E: 1 LOB: 2 K: 0 BB: 0 S: 5 P: 5
R: 0 H: 0 E: 0 LOB: 0 K: 1 BB: 0 S: 5 P: 5
R: 0 H: 0 E: 0 LOB: 0 K: 1 BB: 0 S: 5 P: 5
R: 1 H: 2 E: 0 LOB: 1 K: 1 BB: 0 S: 7 P: 7
R: 0 H: 0 E: 0 LOB: 0 K: 0 BB: 0 S: 3 P: 3
R: 0 H: 2 E: 0 LOB: 2 K: 0 BB: 0 S: 4 P: 4
R: 0 H: 0 E: 0 LOB: 2 K: 0 BB: 0 S: 3 P: 4
R: 0 H: 0 E: 0 LOB: 0 K: 1 BB: 0 S: 5 P: 5
R: 0 H: 1 E: 0 LOB: 1 K: 1 BB: 0 S: 6 P: 6
R: 0 H: 0 E: 0 LOB: 0 K: 0 BB: 0 S: 3 P: 3
R: 0 H: 0 E: 0 LOB: 0 K: 0 BB: 0 S: 3 P: 3
R: 0 H: 0 E: 0 LOB: 0 K: 2 BB: 0 S: 7 P: 7
R: 2 H: 2 E: 0 LOB: 1 K: 2 BB: 1 S: 9 P: 13
1B: 7 2B: 2 3B: 1 HR: 0
SF: 1 SAC: 1 DP: 1 HBP: 1
WP: 0 PB: 0 SB: 2 CS: 0
PA: 60
Atlanta Braves @ New York Mets
Shea Stadium, Flushing, NY
Fri May 17 1968, 7:05 PM EDT
Att. 28,169 - Unknown
livebaseballscorecards.com
AB 55
R 3
H 10
RBI 3
BB 2
SO 10
LOB 19
PITCHER IP WLS BF H R ER SO BB IBB HBP BLK WP HR S P ERA WHIP
Don Cardwell, R (1, 1) ERA: 1.88 9.0 34 7 1 1 4 1 0 0 0 0 0 41 45 1.00 0.889
Cal Koonce, R (10, 1) ERA: 2.0 7 0 0 0 1 0 0 1 0 0 0 8 9 0.00 0.000
Ron Taylor, R (12, 1) ERA: 1.59 3.0 10 1 0 0 1 0 0 0 0 0 0 12 12 0.00 0.333
Danny Frisella, R (15, 1) ERA: 3.12 2.0 L 9 2 2 2 4 1 0 0 0 0 0 16 20 9.00 1.500
PITCHER IP WLS BF H R ER SO BB IBB HBP BLK WP HR S P ERA WHIP

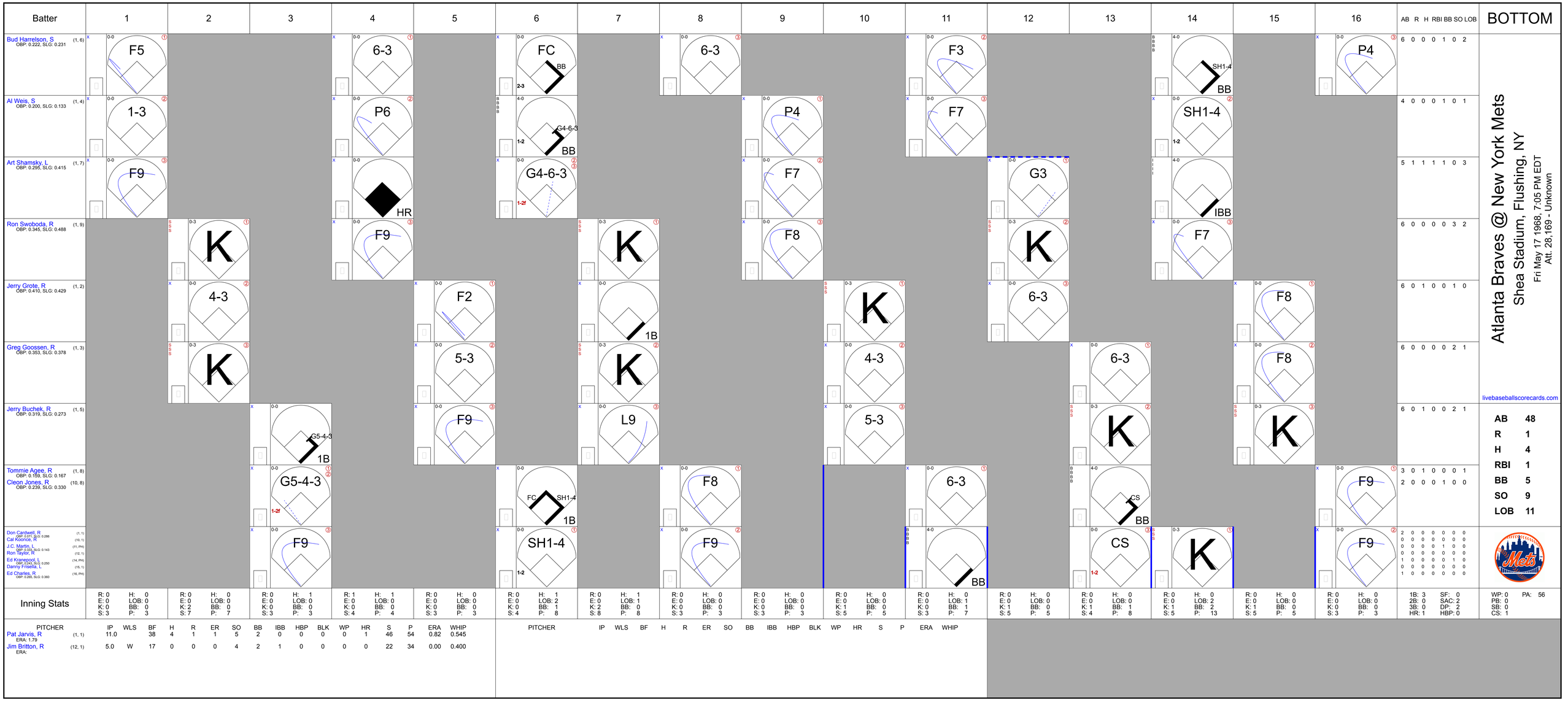
Batter
1
2
3
4
5
6
7
8
9
10
11
12
13
14
15
16
AB R H RBI BB SO LOB
BOTTOM
Bud Harrelson, S (1, 6) OBP: 0.222, SLG: 0.231
F5
6-3
FC BB
6-3
F3
SH1-4 BB
P4
6 0 0 0 1 0 2
Al Weis, S (1, 4) OBP: 0.200, SLG: 0.133
1-3
P6
G4-6-3 BB
P4
F7
SH1-4
4 0 0 0 1 0 1
Art Shamsky, L (1, 7) OBP: 0.295, SLG: 0.415
F9
HR
G4-6-3
G3
IBB
5 1 1 1 1 0 3
Ron Swoboda, R (1, 9) OBP: 0.345, SLG: 0.488
K
F9
K
F7
K
F7
6 0 0 0 0 3 2
Jerry Grote, R (1, 2) OBP: 0.410, SLG: 0.429
4-3
F2
1B
K
6-3
F8
6 0 1 0 0 1 0
Greg Goossen, R (1, 3) OBP: 0.353, SLG: 0.378
K
5-3
K
4-3
6-3
F8
6 0 0 0 0 2 1
Jerry Buchek, R (1, 5) OBP: 0.319, SLG: 0.273
G5-4-3 1B
F9
L9
5-3
K
K
6 0 1 0 0 2 1
Tommie Agee, R (1, 8) OBP: 0.156, SLG: 0.167
Cleon Jones, R (10, 8) OBP: 0.239, SLG: 0.330
G5-4-3
FC SH1-4 1B
F8
6-3
CS BB
F9
3 0 1 0 0 0 1
2 0 0 0 1 0 0
Don Cardwell, R (1, 1) OBP: 0.071, SLG: 0.286
Cal Koonce, R (10, 1)
J.C. Martin, L (11, PH) OBP: 0.333, SLG: 0.143
Ron Taylor, R (12, 1)
Ed Kranepool, L (14, PH) OBP: 0.500, SLG: 0.250
Danny Frisella, L (15, 1)
Ed Charles, R (16, PH) OBP: 0.269, SLG: 0.360
F9
SH1-4
F9
CS
K
F9
2 0 0 0 0 0 0
0 0 0 0 0 0 0
0 0 0 0 1 0 0
0 0 0 0 0 0 0
1 0 0 0 0 1 0
0 0 0 0 0 0 0
1 0 0 0 0 0 0
Inning Stats
R: 0 E: 0 K: 0 S: 3 H: 0 LOB: 0 BB: 0 P: 3
R: 0 E: 0 K: 2 S: 7 H: 0 LOB: 0 BB: 0 P: 7
R: 0 E: 0 K: 0 S: 3 H: 1 LOB: 0 BB: 0 P: 3
R: 1 E: 0 K: 0 S: 4 H: 1 LOB: 0 BB: 0 P: 4
R: 0 E: 0 K: 0 S: 3 H: 0 LOB: 0 BB: 0 P: 3
R: 0 E: 0 K: 0 S: 4 H: 1 LOB: 2 BB: 1 P: 8
R: 0 E: 0 K: 2 S: 8 H: 1 LOB: 1 BB: 0 P: 8
R: 0 E: 0 K: 0 S: 3 H: 0 LOB: 0 BB: 0 P: 3
R: 0 E: 0 K: 0 S: 3 H: 0 LOB: 0 BB: 0 P: 3
R: 0 E: 0 K: 1 S: 5 H: 0 LOB: 0 BB: 0 P: 5
R: 0 E: 0 K: 0 S: 3 H: 1 LOB: 0 BB: 1 P: 7
R: 0 E: 0 K: 1 S: 5 H: 0 LOB: 0 BB: 0 P: 5
R: 0 E: 0 K: 1 S: 4 H: 0 LOB: 0 BB: 1 P: 8
R: 0 E: 0 K: 1 S: 5 H: 0 LOB: 2 BB: 2 P: 13
R: 0 E: 0 K: 1 S: 5 H: 0 LOB: 0 BB: 0 P: 5
R: 0 E: 0 K: 0 S: 3 H: 0 LOB: 0 BB: 0 P: 3
1B: 3 2B: 0 3B: 0 HR: 1
SF: 0 SAC: 2 DP: 2 HBP: 0
WP: 0 PB: 0 SB: 0 CS: 1
PA: 56
PITCHER IP WLS BF H R ER SO BB IBB HBP BLK WP HR S P ERA WHIP
Pat Jarvis, R (1, 1) ERA: 1.79 11.0 38 4 1 1 5 2 0 0 0 0 1 46 54 0.82 0.545
Jim Britton, R (12, 1) ERA: 5.0 W 17 0 0 0 4 2 1 0 0 0 0 22 34 0.00 0.400
PITCHER IP WLS BF H R ER SO BB IBB HBP BLK WP HR S P ERA WHIP
Atlanta Braves @ New York Mets
Shea Stadium, Flushing, NY
Fri May 17 1968, 7:05 PM EDT
Att. 28,169 - Unknown
livebaseballscorecards.com
AB 48
R 1
H 4
RBI 1
BB 5
SO 9
LOB 11

Atlanta Braves @ New York Mets

Shea Stadium, Flushing, NY

Sat May 18 1968, 3:33 AM EDT

Att. 12,323 - Unknown

TOP

livebaseballscorecards.com

Batter	1	2	3	4	5	6	7	8	9	AB	R	H	RBI	BB	SO	LOB
Felix Millan, R (1, 4) OBP: 0.306, SLG: 0.301	F7		1B		1-3		1B 2-H 3-H			4	0	2	2	0	0	1
Sonny Jackson, L (1, 6) OBP: 0.269, SLG: 0.260	K		K			P6	F9			4	0	0	0	0	2	2
Hank Aaron, R (1, 9) OBP: 0.390, SLG: 0.562	BB		K			2B		P4		3	0	1	0	1	1	1
Mike Lum, L (8, 9) OBP: 0.268, SLG: 0.289										0	0	0	0	0	0	0
Tito Francona, L (1, 7) OBP: 0.441, SLG: 0.474	4-3			L7		K		BB		3	0	0	0	1	1	2
Felipe Alou, R (1, 8) OBP: 0.363, SLG: 0.500		5-3		G6-4-3 1B		P6		L5		4	0	1	0	0	0	2
Tommie Aaron, R (1, 3) OBP: 0.397, SLG: 0.424		BB		G6-4-3 1-2f			BB G3 1B 1B	P4		2	1	0	0	2	0	2
Clete Boyer, R (1, 5) OBP: 0.241, SLG: 0.292		P6	3B				K		G6-4-3 1B	4	0	2	0	0	1	2
Bob Tillman, R (1, 2) OBP: 0.216, SLG: 0.278		5-3		5-3			G3 1B 1-2 1B	G6-4-3 1-2f		4	1	1	0	0	0	3
Ken Johnson, R (1, 1) OBP: 0.125, SLG: 0.125			K	K			G3 1-2 2-3		3-1	2	0	0	0	0	2	1
Tony Cloninger, R (6, 1)										0	0	0	0	0	0	0
Sandy Valdespino, L (7, PH) OBP: 0.349, SLG: 0.324										1	0	0	0	0	0	2
Cecil Upshaw, R (7, 1)										0	0	0	0	0	0	0
Deron Johnson, R (9, PH) OBP: 0.192, SLG: 0.209										1	0	0	0	0	0	0

	AB	32
	R	2
	H	7
	RBI	2
	BB	4
	SO	7
	LOB	18

Inning Stats	1	2	3	4	5	6	7	8	9
	R: 0 E: 0 K: 1 S: 5 H: 0 LOB: 1 BB: 1 P: 9	R: 0 E: 0 K: 0 S: 3 H: 0 LOB: 1 BB: 1 P: 7	R: 0 E: 0 K: 3 S: 10 H: 1 LOB: 1 BB: 0 P: 10	R: 0 E: 0 K: 0 S: 3 H: 1 LOB: 0 BB: 0 P: 3	R: 0 E: 0 K: 1 S: 6 H: 1 LOB: 1 BB: 0 P: 6	R: 0 E: 0 K: 1 S: 6 H: 1 LOB: 1 BB: 0 P: 6	R: 2 E: 0 K: 1 S: 7 H: 2 LOB: 1 BB: 1 P: 11	R: 0 E: 0 K: 0 S: 3 H: 0 LOB: 1 BB: 1 P: 7	R: 0 E: 0 K: 0 S: 3 H: 1 LOB: 0 BB: 0 P: 3

	1B: 5	SF: 0	WP: 0	PA: 36
	2B: 1	SAC: 0	PB: 0	
	3B: 1	DP: 2	SB: 0	
	HR: 0	HBP: 0	CS: 0	

PITCHER	IP	WLS	BF	H	R	ER	SO	BB	IBB	HBP	BLK	WP	HR	S	P	ERA	WHIP
Dick Selma, R (1, 1) ERA: 1.13	9.0	W	36	7	2	2	7	4	0	0	0	0	0	46	62	2.00	1.222

PITCHER	IP	WLS	BF	H	R	ER	SO	BB	IBB	HBP	BLK	WP	HR	S	P	ERA	WHIP

Atlanta Braves @ New York Mets

Shea Stadium, Flushing, NY

Sat May 18 1968, 3:33 AM EDT

Att. 12,323 - Unknown

BOTTOM

Batter	1	2	3	4	5	6	7	8	9	AB	R	H	RBI	BB	SO	LOB
Bud Harrelson, S (1, 6) OBP: 0.223, SLG: 0.231	1-3		F8		F9		2B 1B			4	1	1	0	0	0	0
Cleon Jones, R (1, 8) OBP: 0.260, SLG: 0.391	1B FC6-4 1B		F8			HR	1-H 2B			4	2	3	2	0	0	0
Art Shamsky, L (1, 7) OBP: 0.315, SLG: 0.465	FC6-4 1-3 1B			F9 1B 2B		SF9 3B	6-3			4	2	3	0	0	0	1
Ron Swoboda, R (1, 9) OBP: 0.343, SLG: 0.476	FC6-4 1-2f 3-H			F9 2-3		BB		K		3	0	0	1	1	1	2
J.C. Martin, L (1, 2) OBP: 0.308, SLG: 0.200	K			WP 3-H 1B		SF9 3-H		4-3		3	0	1	2	0	1	1
Greg Goossen, R (1, 3) OBP: 0.345, SLG: 0.367		5-3		F7 1-2		K		1B		4	0	1	0	0	1	2
Jerry Buchek, R (1, 5) OBP: 0.294, SLG: 0.250		6-3		L5		P4		K		4	0	0	0	0	1	3
Al Weis, S (1, 4) OBP: 0.208, SLG: 0.146		4-3			CS 1B		K			3	0	1	0	0	1	0
Dick Selma, R (1, 1) OBP: 0.308, SLG: 0.385			K		F2 1-2		1-3			3	0	0	0	0	1	1
Inning Stats	R: 1 E: 0 K: 1 S: 7 H: 2 LOB: 1 BB: 0 P: 7	R: 0 E: 0 K: 0 S: 3 H: 0 LOB: 0 BB: 0 P: 3	R: 0 E: 0 K: 1 S: 5 H: 0 LOB: 0 BB: 0 P: 5	R: 1 E: 0 K: 0 S: 5 H: 2 LOB: 1 BB: 0 P: 5	R: 0 E: 0 K: 0 S: 3 H: 1 LOB: 0 BB: 0 P: 3	R: 2 E: 0 K: 1 S: 7 H: 2 LOB: 1 BB: 1 P: 11	R: 1 E: 0 K: 1 S: 7 H: 2 LOB: 1 BB: 0 P: 7	R: 0 E: 0 K: 2 S: 8 H: 1 LOB: 1 BB: 0 P: 8		1B: 6 2B: 2 3B: 1 HR: 1	SF: 1 SAC: 0 DP: 0 HBP: 0						

PITCHER	IP	WLS	BF	H	R	ER	SO	BB	IBB	HBP	BLK	WP	HR	S	P	ERA	WHIP
Ken Johnson, R (1, 1) ERA: 2.5	5.0	L	21	7	4	4	2	0	0	0	0	1	1	25	25	7.20	1.400
Tony Cloninger, R (6, 1) ERA: 3.6	1.0		4	0	0	0	1	1	0	0	0	0	0	5	9	0.00	1.000
Cecil Upshaw, R (7, 1) ERA: 3.38	2.0		9	3	1	1	3	0	0	0	0	0	0	15	15	4.50	1.500

PITCHER	IP	WLS	BF	H	R	ER	SO	BB	IBB	HBP	BLK	WP	HR	S	P	ERA	WHIP

AB	32
R	5
H	10
RBI	5
BB	1
SO	6
LOB	10

livebaseballscorecards.com

Batter	1	2	3	4	5	6	7	8	9	AB	R	H	RBI	BB	SO	LOB
Sandy Valdespino, L (1, 7) OBP: 0.345, SLG: 0.312	0-0 ① 4-3		0-0 ③ 6-3		B B B 4-0 BB		S S S 0-3 ③ K		0-0 ① 1-3	3	0	0	0	1	1	1
Mike Lum, L (8, 7) OBP: 0.262, SLG: 0.282										1	0	0	0	0	0	0
Sonny Jackson, L (1, 6) OBP: 0.273, SLG: 0.255	S S S 0-3 ② K			B B B B 4-0 S BB	S S S 0-3 ③ K			B B B B 4-0 S 1B BB	0-0 ② 4-3	3	1	0	0	2	2	3
Hank Aaron, R (1, 9) OBP: 0.384, SLG: 0.548	S S S 0-3 ③ K			0-0 ① P5 1-2		0-0 ① F5		0-0 ① F7 1-2	0-0 S 1B	5	0	1	0	0	1	2
Tito Francona, L (1, 3) OBP: 0.444, SLG: 0.458		B B B B 4-0 G5-4-3 BB		S S S 0-3 ② K		S S S 0-3 ② K		B B B B 4-0 1B 1B BB	0-0 ③ L4 1-2	2	1	0	0	2	2	1
Deron Johnson, R (8, 3) OBP: 0.189, SLG: 0.206										1	0	0	0	0	0	1
Felipe Alou, R (1, 8) OBP: 0.366, SLG: 0.520		0-0 ①② G5-4-3 1-2f		0-0 ③ F2		0-0 HR		0-0 1B 1-3 2-H 1B		4	1	2	2	0	0	2
Clete Boyer, R (1, 5) OBP: 0.248, SLG: 0.300		0-0 2B			B B B B 4-0 FC3-6 BB	0-0 ③ P6		S S S 0-3 ② K		3	0	1	0	1	1	2
Felix Millan, R (1, 4) OBP: 0.304, SLG: 0.299		0-0 ③ F8			0-0 ① FC3-6 SH4-3 1B 1-2f		0-0 ① P6	0-0 1-3 3-H 1B		4	0	1	1	0	0	2
Marty Martinez, S (1, 2) OBP: 0.222, SLG: 0.192			0-0 ① 5-3		0-0 SH4-3 1-2 1B		0-0 SH3-4	4-0 IBB		3	0	2	0	1	0	0
Ron Reed, R (1, 1) OBP: 0.222, SLG: 0.176			S S S 0-3 ② K		0-0 ② SH4-3 1-2 2-3		0-0 ② SH3-4 1-2	0-0 ③ 4-3		2	0	0	0	0	1	3
Inning Stats	R: 0 H: 0 E: 0 LOB: 0 K: 2 BB: 0 S: 7 P: 7	R: 0 H: 1 E: 0 LOB: 1 K: 0 BB: 1 S: 3 P: 7	R: 0 H: 0 E: 0 LOB: 0 K: 1 BB: 0 S: 5 P: 5	R: 0 H: 0 E: 0 LOB: 1 K: 1 BB: 1 S: 5 P: 9	R: 0 H: 1 E: 0 LOB: 3 K: 1 BB: 2 S: 6 P: 14	R: 1 H: 1 E: 0 LOB: 0 K: 1 BB: 0 S: 6 P: 6	R: 0 H: 1 E: 0 LOB: 1 K: 1 BB: 0 S: 6 P: 6	R: 2 H: 2 E: 0 LOB: 3 K: 1 BB: 3 S: 7 P: 19	R: 0 H: 1 E: 0 LOB: 1 K: 0 BB: 0 S: 4 P: 4	1B: 5 SF: 0 2B: 1 SAC: 2 3B: 0 DP: 1 HR: 1 HBP: 0						

TOP

Atlanta Braves @ New York Mets

Shea Stadium, Flushing, NY

Sun May 19 1968, 3:33 AM EDT

Unknown

livebaseballscorecards.com

AB	31
R	3
H	7
RBI	3
BB	7
SO	8
LOB	17

PITCHER		IP	WLS	BF	H	R	ER	SO	BB	IBB	HBP	BLK	WP	HR	S	P	ERA	WHIP
Nolan Ryan, R ERA: 1.57	(1, 1)	7.1	L	32	5	3	3	7	6	0	0	0	0	1	40	64	3.68	1.500
Ron Taylor, R ERA: 1.38	(8, 1)	1.2		8	2	0	0	1	0	1	0	0	0	0	9	13	0.00	1.200

PITCHER	IP	WLS	BF	H	R	ER	SO	BB	IBB	HBP	BLK	WP	HR	S	P	ERA	WHIP

WP: 0	PA: 40			
PB: 0				
SB: 3				
CS: 0				

Atlanta Braves @ New York Mets

Shea Stadium, Flushing, NY

Sun May 19 1968, 3:33 AM EDT

Unknown

BOTTOM

Batter	1	2	3	4	5	6	7	8	9	AB	R	H	RBI	BB	SO	LOB
Bud Harrelson, S (1, 6) OBP: 0.216, SLG: 0.223	S S S 0-3 K ①		x 0-0 5-3 ②	x 0-0 G3 ② 1-2			x 0-0 5-3 ②			4	0	0	0	0	1	1
Cleon Jones, R (1, 8) OBP: 0.260, SLG: 0.379	S S S 0-3 K ②		B B B 4-0 1B 1B BB	x 0-0 P5 ③			x 0-0 1-3 ③			3	1	0	0	1	1	1
Art Shamsky, L (1, 7) OBP: 0.323, SLG: 0.461 Don Bosch, S (8, PR) (9, 7)	x 0-0 4-3 ③		x 0-0 HBP 1-3 1B 1B		x 0-0 F8 ①			B B B 4-0 L3 BB		3 0	1 0	1 0	0 0	1 0	0 0	0 0
Ron Swoboda, R (1, 9) OBP: 0.340, SLG: 0.465		x 0-0 2-3 ①	H 1-0 1B 1-2 HBP		x 0-0 5-3 ②			x 0-0 F9 ①		3	0	0	0	0	0	1
J.C. Martin, L (1, 2) OBP: 0.353, SLG: 0.231		B B B B 4-0 E BB	x 0-0 1-3 2-H 3-H 1B		x 0-0 F8 ③			x 0-0 L3 ②③ 1-2		3	0	1	2	1	0	1
Ed Kranepool, L (1, 3) OBP: 0.243, SLG: 0.239		x 0-0 FC3 1-2	I I I 4-0 IBB			x 0-0 4-3 ①			x 0-0 3-1 ①	3	0	0	0	1	0	1
Jerry Buchek, R (1, 5) OBP: 0.273, SLG: 0.231		x 0-0 F7 ②	S S S 0-3 K ③			S S S 0-3 K ②			x 0-0 1-3 ②	4	0	0	0	0	2	5
Al Weis, S (1, 4) OBP: 0.196, SLG: 0.137 Greg Goossen, R (9, PH) OBP: 0.339, SLG: 0.360		x 0-0 L8 ③		x 0-0 F7 ①		x 0-0 4-3 ③			x 0-0 6-3 ③	3 1	0 0	0 0	0 0	0 0	0 0	2 0
Nolan Ryan, R (1, 1) OBP: 0.105, SLG: 0.056 Ron Taylor, R (8, 1)			S S S 0-3 K ①	B B B 4-0 G3 BB			x 0-0 P6 ①			2 0	0 0	0 0	0 0	1 0	1 0	0 0

Inning Stats	1	2	3	4	5	6	7	8	9
	R: 0 H: 0 E: 0 LOB: 0 K: 2 BB: 0 S: 7 P: 7	R: 0 H: 0 E: 1 LOB: 2 K: 0 BB: 1 S: 4 P: 8	R: 2 H: 2 E: 0 LOB: 3 K: 2 BB: 2 S: 9 P: 18	R: 0 H: 0 E: 0 LOB: 1 K: 0 BB: 1 S: 3 P: 7	R: 0 H: 0 E: 0 LOB: 0 K: 0 BB: 0 S: 3 P: 3	R: 0 H: 0 E: 0 LOB: 0 K: 1 BB: 0 S: 5 P: 5	R: 0 H: 0 E: 0 LOB: 0 K: 0 BB: 0 S: 3 P: 3	R: 0 H: 0 E: 0 LOB: 1 K: 0 BB: 1 S: 2 P: 6	R: 0 H: 0 E: 0 LOB: 0 K: 0 BB: 0 S: 3 P: 3

1B: 2	SF: 0
2B: 1	SAC: 0
3B: 0	DP: 1
HR: 0	HBP: 1

WP: 0 PA: 35
PB: 0
SB: 0
CS: 0

livebaseballscorecards.com

AB	29
R	2
H	2
RBI	2
BB	5
SO	5
LOB	12

PITCHER	IP	WLS	BF	H	R	ER	SO	BB	IBB	HBP	BLK	WP	HR	S	P	ERA	WHIP
Ron Reed, R (1, 1) ERA: 2.13	9.0	W	35	2	2	2	5	4	1	1	0	0	0	39	60	2.00	0.667

PITCHER	IP	WLS	BF	H	R	ER	SO	BB	IBB	HBP	BLK	WP	HR	S	P	ERA	WHIP

Atlanta Braves @ New York Mets

Shea Stadium, Flushing, NY

Sun May 19 1968, 3:38 AM EDT

Att. 40,606 - Unknown

livebaseballscorecards.com

Batter	1	2	3	4	5	6	7	8	9	AB	R	H	RBI	BB	SO	LOB
Felix Millan, R (1, 4) OBP: 0.296, SLG: 0.291	F7			F2		6-3		K		4	0	0	0	0	1	1
Felipe Alou, R (1, 8) OBP: 0.370, SLG: 0.516	6-3			1B			6-3	BB		3	0	1	0	1	0	0
Hank Aaron, R (1, 9) OBP: 0.374, SLG: 0.532	5-3			F9			4-3	P3		4	0	0	0	0	0	3
Deron Johnson, R (1, 3) OBP: 0.192, SLG: 0.208		F8		F9			1B		K	4	0	1	0	0	1	1
Joe Torre, R (1, 2) OBP: 0.200, SLG: 0.158		K			6-3		K		K	4	0	0	0	0	3	1
Clete Boyer, R (1, 5) OBP: 0.255, SLG: 0.313		F9			4-3			3B 2B	1B	4	1	2	0	0	0	0
Tommie Aaron, R (1, 7) OBP: 0.394, SLG: 0.452			5-3		5-3			1B 3B 2-H	F9	3	1	1	1	0	0	0
Mike Lum, L (8, 7) OBP: 0.256, SLG: 0.275										1	0	0	0	0	0	1
Woody Woodward, R (1, 6) OBP: 0.125, SLG: 0.125			6-3			5-3		S 1B 3-H		3	0	1	1	0	0	0
Dick Kelley, R (1, 1) OBP: 0.250, SLG: 0.077			1-3			3-1		K 1-2		3	0	0	0	0	1	1

TOP	
AB	33
R	2
H	6
RBI	2
BB	1
SO	6
LOB	8

Inning Stats	1	2	3	4	5	6	7	8	9			
	R: 0 H: 0 E: 0 LOB: 0 K: 0 BB: 0 S: 3 P: 3	R: 0 H: 0 E: 0 LOB: 0 K: 1 BB: 0 S: 5 P: 5	R: 0 H: 0 E: 0 LOB: 0 K: 0 BB: 0 S: 3 P: 3	R: 0 H: 1 E: 0 LOB: 1 K: 0 BB: 0 S: 4 P: 4	R: 0 H: 0 E: 0 LOB: 0 K: 0 BB: 0 S: 3 P: 3	R: 0 H: 0 E: 0 LOB: 0 K: 0 BB: 0 S: 3 P: 3	R: 0 H: 1 E: 0 LOB: 1 K: 1 BB: 0 S: 6 P: 6	R: 2 H: 3 E: 0 LOB: 2 K: 2 BB: 1 S: 10 P: 14	R: 0 H: 1 E: 0 LOB: 1 K: 2 BB: 0 S: 8 P: 8	1B: 4 SF: 0 2B: 1 SAC: 0 3B: 1 DP: 0 HR: 0 HBP: 0	WP: 0 PA: 34 PB: 0 SB: 1 CS: 0	

PITCHER		IP	WLS	BF	H	R	ER	SO	BB	IBB	HBP	BLK	WP	HR	S	P	ERA	WHIP
Al Jackson, L ERA: 2.16	(1, 1)	7.0	L	26	5	2	2	2	0	0	0	0	0	0	30	30	2.57	0.714
Cal Koonce, R ERA:	(8, 1)	2.0		8	1	0	0	4	1	0	0	0	0	0	15	19	0.00	1.000

PITCHER	IP	WLS	BF	H	R	ER	SO	BB	IBB	HBP	BLK	WP	HR	S	P	ERA	WHIP

Atlanta Braves @ New York Mets

Shea Stadium, Flushing, NY

Sun May 19 1968, 3:38 AM EDT

Att. 40,606 - Unknown

BOTTOM

Batter	1	2	3	4	5	6	7	8	9	AB	R	H	RBI	BB	SO	LOB
Al Weis, S (1, 6) OBP: 0.183, SLG: 0.127	K		F9		5-3		K			4	0	0	0	0	2	1
Cleon Jones, R (1, 8) OBP: 0.260, SLG: 0.384	K		4-3		5-3			K		4	0	1	0	0	2	1
Art Shamsky, L (1, 7) OBP: 0.320, SLG: 0.452	1B		4-3		1-3			3-1		4	0	1	0	0	0	2
Ron Swoboda, R (1, 9) OBP: 0.338, SLG: 0.466	P6		5-3			K		2B		4	0	1	0	0	1	2
Jerry Grote, R (1, 2) OBP: 0.397, SLG: 0.413		L3		6-3		E6		6-3		4	0	0	0	0	0	1
Greg Goossen, R (1, 3) OBP: 0.367, SLG: 0.377 Don Bosch, S (9, PR)		BB		P4		G5-4-3			G3-6-1	3 0	0 0	2 0	0 0	1 0	0 0	0 0
Ed Charles, R (1, 5) OBP: 0.276, SLG: 0.367		1B		1B		G5-4-3			F7	4	0	2	0	0	0	3
Phil Linz, R (1, 4)		F8		P4			6-3		G3-6-1	4	0	0	0	0	0	4
Al Jackson, L (1, 1) OBP: 0.429, SLG: 0.429 Cal Koonce, R (8, 1)		K			WP 5-3		K			3 0	0 0	1 0	0 0	0 0	2 0	2 0

	AB	34
	R	0
	H	8
	RBI	0
	BB	1
	SO	7
	LOB	16

livebaseballscorecards.com

Inning Stats	1	2	3	4	5	6	7	8	9
	R: 0 E: 0 K: 2 S: 8	H: 1 LOB: 1 BB: 0 P: 8	R: 0 E: 0 K: 1 S: 6	H: 1 LOB: 2 BB: 1 P: 10	R: 0 E: 0 K: 0 S: 4	H: 1 LOB: 1 BB: 0 P: 4	R: 0 E: 0 K: 0 S: 4	H: 1 LOB: 1 BB: 0 P: 4	R: 0 E: 0 K: 0 S: 4	H: 1 LOB: 1 BB: 0 P: 4	R: 0 E: 1 K: 1 S: 6	H: 1 LOB: 1 BB: 0 P: 6	R: 0 E: 0 K: 2 S: 7	H: 0 LOB: 0 BB: 0 P: 7	R: 0 E: 0 K: 1 S: 6	H: 1 LOB: 1 BB: 0 P: 6	R: 0 E: 0 K: 0 S: 3	H: 1 LOB: 1 BB: 0 P: 3

	1B: 6	SF: 0	WP: 1	PA: 35
	2B: 2	SAC: 0	PB: 0	
	3B: 0	DP: 2	SB: 0	
	HR: 0	HBP: 0	CS: 0	

PITCHER	IP	WLS	BF	H	R	ER	SO	BB	IBB	HBP	BLK	WP	HR	S	P	ERA	WHIP
Dick Kelley, L (1, 1) ERA: 2.05	9.0	W	35	8	0	0	7	1	0	0	0	1	0	48	52	0.00	1.000

PITCHER	IP	WLS	BF	H	R	ER	SO	BB	IBB	HBP	BLK	WP	HR	S	P	ERA	WHIP

San Francisco Giants @ Atlanta Braves

Atlanta Stadium, Atlanta, GA

Mon May 20 1968, 7:05 PM EDT

Att. 27,160 - Unknown

TOP

livebaseballscorecards.com

Batter	1	2	3	4	5	6	7	8	9	AB	R	H	RBI	BB	SO	LOB
Ron Hunt, R (1, 4) OBP: 0.327, SLG: 0.230	F9		1B		K		F8		1B 1-2	4	1	1	0	0	1	1
Jack Hiatt, R (9, PH) OBP: 0.341, SLG: 0.359										1	0	1	0	0	0	0
Nate Oliver, R (9, PR) OBP: 0.206, SLG: 0.235										0	0	0	0	0	0	0
(9, 4)																
Frank Johnson, R (1, 5) OBP: 0.302, SLG: 0.340	K		1B 1-3		1-6-3			F3	1B 1-3 2-H	5	0	2	1	0	1	0
Ty Cline, L (1, 3) OBP: 0.182, SLG: 0.122	L8		1B 1-2 3-H			G5-4-3		L9	L1	5	0	2	1	0	0	2
Willie Mays, R (1, 8) OBP: 0.350, SLG: 0.523		6-3	F9			G5-4-3 1-2f		F8		4	0	0	0	0	0	3
Jim Ray Hart, R (1, 7) OBP: 0.372, SLG: 0.571		1-3 BB		K		HR			2B 1B	3	2	2	1	1	1	0
Dick Dietz, R (1, 2) OBP: 0.343, SLG: 0.406		1-3 1-2		3B		6-3			1B 1-3 2B	4	1	2	0	0	0	1
Jesus Alou, R (1, 9) OBP: 0.259, SLG: 0.291		F2		F5			F9-3 1B		FC1-6 1B 2-H 3-H	4	0	2	2	0	0	2
Hal Lanier, R (1, 6) OBP: 0.234, SLG: 0.272			5-3	5-3			F9-3 1-2		FC1-6 1B 1-2f 1B	4	1	0	0	0	0	3
Juan Marichal, R (1, 1) OBP: 0.121, SLG: 0.121			5-3		K		WP 1B		F8	3	0	1	0	0	1	0
Jim Davenport, R (9, PH) OBP: 0.298, SLG: 0.267										1	0	0	0	0	0	1
Frank Linzy, R (9, 1)										0	0	0	0	0	0	0
Inning Stats	R: 0 E: 0 K: 1 S: 5 H: 0 LOB: 0 BB: 0 P: 5	R: 0 E: 0 K: 0 S: 3 H: 0 LOB: 1 BB: 1 P: 7	R: 1 E: 0 K: 0 S: 6 H: 3 LOB: 2 BB: 0 P: 6	R: 0 E: 0 K: 1 S: 6 H: 1 LOB: 1 BB: 0 P: 6	R: 0 E: 0 K: 2 S: 7 H: 0 LOB: 0 BB: 0 P: 7	R: 1 E: 0 K: 0 S: 4 H: 2 LOB: 0 BB: 0 P: 4	R: 0 E: 0 K: 0 S: 4 H: 2 LOB: 1 BB: 0 P: 4	R: 0 E: 0 K: 0 S: 3 H: 0 LOB: 0 BB: 0 P: 3	R: 3 E: 0 K: 0 S: 8 H: 5 LOB: 2 BB: 0 P: 8	1B: 10 2B: 2 3B: 1 HR: 1 SF: 0 SAC: 0 DP: 2 HBP: 0						

	AB	38
	R	5
	H	13
	RBI	5
	BB	1
	SO	4
	LOB	13

WP: 1 PB: 0 SB: 0 CS: 0 PA: 39

PITCHER		IP	WLS	BF	H	R	ER	SO	BB	IBB	HBP	BLK	WP	HR	S	P	ERA	WHIP
Phil Niekro, R ERA: 3.92	(1, 1)	8.0		33	10	4	4	4	1	0	0	0	1	1	40	44	4.50	1.375
Claude Raymond, R ERA: 1.1	(9, 1)	1.0	W	6	3	1	1	0	0	0	0	0	0	0	6	6	9.00	3.000

PITCHER	IP	WLS	BF	H	R	ER	SO	BB	IBB	HBP	BLK	WP	HR	S	P	ERA	WHIP

Batter	1	2	3	4	5	6	7	8	9	AB	R	H	RBI	BB	SO	LOB
Felipe Alou, R (1, 8) OBP: 0.371, SLG: 0.513	CS 1B	F6			F6		L6-3		1-2 2-3 3-H 1B	5	0	2	1	0	0	1
Sonny Jackson, L (1, 6) OBP: 0.267, SLG: 0.248	K 1-2	F9			L4-3		L3-1			4	0	0	0	0	1	2
Hank Aaron, R (1, 9) OBP: 0.371, SLG: 0.521	BLK BB		L6-3			K2-3	L6-3			3	0	0	0	1	1	0
Tito Francona, L (1, 7) OBP: 0.427, SLG: 0.435	K 1-2		F7			K		K		3	0	0	0	0	2	1
Mike Lum, L (7, 7) OBP: 0.250, SLG: 0.268										1	0	0	0	0	1	0
Joe Torre, R (1, 3) OBP: 0.250, SLG: 0.348		1B 1B 1B	K			HR		F8		4	2	2	1	0	1	0
Deron Johnson, R (9, 3) OBP: 0.192, SLG: 0.208										0	0	0	0	0	0	0
Clete Boyer, R (1, 5) OBP: 0.263, SLG: 0.315		1B E 1-2 1B		F8		1B 1B HBP		K		2	1	1	0	0	0	0
Woody Woodward, R (6, PR) (7, 5) OBP: 0.111, SLG: 0.111										1	1	0	0	0	1	0
Bob Tillman, R (1, 2) OBP: 0.238, SLG: 0.309		E7 1B SH4-3 1-H 2-H 1B		F8		1B 1-2 1B			1B 1B 2B	4	1	3	1	0	0	0
Marty Martinez, S (9, PR) OBP: 0.222, SLG: 0.192										0	1	0	0	0	0	0
Felix Millan, R (1, 4) OBP: 0.308, SLG: 0.303		SH4-3 2-3 1B		L4-3		1-2 2-H 1B			1B IBB 2-3 1B	4	0	3	1	0	0	0
Phil Niekro, R (1, 1) OBP: 0.118, SLG: 0.294		SH4-3 1-2 3-H			K	L6-3			1B 1-2 IBB	2	0	0	1	0	1	2
Claude Raymond, R (9, 1)										0	0	0	0	0	0	0
Sandy Valdespino, L (9, PH) OBP: 0.352, SLG: 0.312										0	0	0	0	1	0	0
Inning Stats	R: 0 E: 0 K: 2 S: 7 H: 1 LOB: 1 BB: 1 P: 11	R: 3 E: 1 K: 0 S: 7 H: 4 LOB: 1 BB: 0 P: 7	R: 0 E: 0 K: 1 S: 5 H: 0 LOB: 0 BB: 0 P: 5	R: 0 E: 0 K: 0 S: 3 H: 0 LOB: 0 BB: 0 P: 3	R: 0 E: 0 K: 1 S: 5 H: 0 LOB: 0 BB: 0 P: 5	R: 2 E: 0 K: 2 S: 10 H: 3 LOB: 2 BB: 0 P: 11	R: 0 E: 0 K: 0 S: 3 H: 0 LOB: 0 BB: 0 P: 3	R: 0 E: 0 K: 2 S: 7 H: 0 LOB: 0 BB: 0 P: 7	R: 1 E: 0 K: 0 S: 3 H: 3 LOB: 3 BB: 1 P: 7	1B: 9 2B: 1 3B: 0 HR: 1 SF: 0 SAC: 1 DP: 0 HBP: 1						

PITCHER	IP	WLS	BF	H	R	ER	SO	BB	IBB	HBP	BLK	WP	HR	S	P	ERA	WHIP
Juan Marichal, R (1, 1) ERA: 3.44	8.0		33	8	5	4	8	1	0	1	1	0	1	47	52	4.50	1.125
Frank Linzy, R (9, 1) ERA: 2.49	0.0	L	4	3	1	1	0	0	1	0	0	0	0	3	7	∞	∞

PITCHER	IP	WLS	BF	H	R	ER	SO	BB	IBB	HBP	BLK	WP	HR	S	P	ERA	WHIP

BOTTOM

San Francisco Giants @ Atlanta Braves

Atlanta Stadium, Atlanta, GA

Mon May 20 1968, 7:05 PM EDT

Att. 27,160 - Unknown

livebaseballscorecards.com

AB	33
R	6
H	11
RBI	5
BB	2
SO	8
LOB	6

PA: 37

WP: 0 PB: 0 SB: 0 CS: 1

San Francisco Giants @ Atlanta Braves

Atlanta Stadium, Atlanta, GA

Tue May 21 1968, 7:05 PM EDT

Att. 9,311 - Unknown

TOP

livebaseballscorecards.com

Batter	1	2	3	4	5	6	7	8	9	AB	R	H	RBI	BB	SO	LOB
Ron Hunt, R (1, 4) OBP: 0.322, SLG: 0.223	BBBB 4-0 FC4-6 BB	x 0-0 ③ F8			x 0-0 ① F8		x 0-0 ③ 4-3		x 0-0 ③ FC6-4 1-2f	4	0	0	0	1	0	3
Frank Johnson, R (1, 5) OBP: 0.298, SLG: 0.333	x 0-0 ① FC4-6 BB 1-2f HR		x 0-0 3B 1B		x 0-0 ② 4-3			SSS 0-3 ① K		4	2	1	0	0	1	1
Ty Cline, L (1, 3) OBP: 0.229, SLG: 0.186	BBBB 4-0 1-2 HR BB		x 0-0 1-H WP 3B		BBBB 4-0 BB			x 0-0 ② L4-3		2	2	1	1	2	0	0
Willie Mays, R (1, 8) OBP: 0.340, SLG: 0.507	x 0-0 ② F9		x 0-0 ① F3 3-H		x 0-0 ③ 5-3			SSS 0-3 ③ K		4	0	0	0	0	1	3
Jim Ray Hart, R (1, 7) OBP: 0.376, SLG: 0.594	x 0-0 1-H 2-H HR		x 0-0 ② F4			x 0-0 ① 5-3			BBBB 4-0 1B 1B BB	3	2	1	3	1	0	0
Dick Dietz, R (1, 2) OBP: 0.333, SLG: 0.389	SSS 0-3 ③ K		x 0-0 ③ F9			x 0-0 ② F9			x 0-0 1B 1-2 FC4-2 1B	4	0	1	0	0	1	0
Jesus Alou, R (1, 9) OBP: 0.267, SLG: 0.298		x 0-0 CS 1B		x 0-0 ① 6-3		x 0-0 ③ 6-3			x 0-0 FC6-4 FC4-2 1-3 2-H 1B	4	0	2	1	0	0	0
Hal Lanier, R (1, 6) OBP: 0.234, SLG: 0.271		x 0-0 ① 1-2 1-3 1B		x 0-0 ② 5-3			SSS 0-3 ① K		x 0-0 ① FC4-2 FC6-4 1-2 3-H	4	0	1	0	0	1	2
Ray Sadecki, L (1, 1) OBP: 0.207, SLG: 0.192 Bobby Bolin, R (7, 1) Jim Davenport, R (9, PH) OBP: 0.296, SLG: 0.264 Frank Linzy, R (9, 1)	x 0-0 ② 1-3 1-2		SSS 0-3 ③ K				SSS 0-3 ② K		x 0-0 ② FC6-4 FC6-4 1-2f 2-3	3 0 1 0	0 0 0 0	0 0 0 0	0 0 0 0	0 0 0 0	2 0 0 0	1 0 2 0
Inning Stats	R: 3 E: 0 K: 1 S: 6 H: 1 LOB: 0 BB: 2 P: 14	R: 0 E: 0 K: 0 S: 4 H: 2 LOB: 1 BB: 0 P: 4	R: 2 E: 0 K: 0 S: 5 H: 2 LOB: 0 BB: 0 P: 5	R: 0 E: 0 K: 1 S: 5 H: 0 LOB: 0 BB: 0 P: 5	R: 0 E: 0 K: 0 S: 3 H: 0 LOB: 1 BB: 1 P: 7	R: 0 E: 0 K: 0 S: 3 H: 0 LOB: 0 BB: 0 P: 3	R: 0 E: 0 K: 2 S: 7 H: 0 LOB: 0 BB: 0 P: 7	R: 0 E: 0 K: 2 S: 7 H: 0 LOB: 0 BB: 0 P: 7	R: 1 E: 0 K: 0 S: 5 H: 2 LOB: 2 BB: 1 P: 9	1B: 5 2B: 0 3B: 1 HR: 1 SF: 0 SAC: 0 DP: 0 HBP: 0						

	AB	33
	R	6
	H	7
	RBI	5
	BB	4
	SO	6
	LOB	12

WP: 1 PA: 37
PB: 0
SB: 0
CS: 1

PITCHER		IP	WLS	BF	H	R	ER	SO	BB	IBB	HBP	BLK	WP	HR	S	P	ERA	WHIP
Jim Britton, R ERA: 2.5	(1, 1)	2.0	L	12	5	5	5	1	2	0	0	0	0	1	12	20	22.50	3.500
Tony Cloninger, R ERA: 2.77	(3, 1)	3.0		10	0	0	0	1	1	0	0	0	1	0	11	15	0.00	0.333
Clay Carroll, R ERA: 2.87	(6, 1)	2.0		6	0	0	0	2	0	0	0	0	0	0	10	10	0.00	0.000
Cecil Upshaw, R ERA: 3.47	(8, 1)	2.0		9	2	1	1	2	1	0	0	0	0	0	12	16	4.50	1.500

PITCHER		IP	WLS	BF	H	R	ER	SO	BB	IBB	HBP	BLK	WP	HR	S	P	ERA	WHIP

San Francisco Giants @ Atlanta Braves

Atlanta Stadium, Atlanta, GA

Tue May 21 1968, 7:05 PM EDT

Att. 9,311 - Unknown

livebaseballscorecards.com

BOTTOM

Batter	1	2	3	4	5	6	7	8	9	AB	R	H	RBI	BB	SO	LOB
Felipe Alou, R (1, 8) OBP: 0.366, SLG: 0.503	L5-3			1B	L5-3		F8		L6-3	5	0	1	0	0	0	3
Felix Millan, R (1, 4) OBP: 0.306, SLG: 0.309	F8			F9		L5-3	1-3 2B			4	1	1	0	0	0	1
Hank Aaron, R (1, 9) OBP: 0.374, SLG: 0.527	L5-3			L4-6-3 1-2 1B		K	2-H 3-H 2B			4	0	2	2	0	1	0
Joe Torre, R (1, 3) OBP: 0.250, SLG: 0.333		L4-3		L4-6-3 1-2		BB 1B	K			4	0	1	0	0	1	3
Deron Johnson, R (1, 5) OBP: 0.207, SLG: 0.253		F7			HR	FC6-4 1-2 BB		F6		3	1	1	1	1	0	0
Tommie Aaron, R (1, 7) OBP: 0.378, SLG: 0.431		F9			CI L3 1B	FC6-4 1-2f		L1-6-3		3	0	0	0	0	0	2
Bob Tillman, R (1, 2) OBP: 0.229, SLG: 0.296			F8		F4		L5-3	L5-3		4	0	0	0	0	0	1
Woody Woodward, R (1, 6) OBP: 0.250, SLG: 0.333 Mike Lum, L (9, PH) OBP: 0.244, SLG: 0.262			K		L3 1-2 1B		1B 2B		L1-3	3 1	1 0	2 0	0 0	0 0	1 0	0 0
Jim Britton, R (1, 1) OBP: 0.400, SLG: 0.400 Tony Cloninger, R (3, 1) Sandy Valdespino, L (5, PH) OBP: 0.348, SLG: 0.308 Clay Carroll, R (6, 1) Tito Francona, L (7, PH) OBP: 0.434, SLG: 0.444 Cecil Upshaw, R (8, 1) Sonny Jackson, L (9, PH) OBP: 0.265, SLG: 0.247			L6-3		L3 1-2 2-3		2B 2B 2-H 1B		L5-3	0 1 1 0 1 0 1	0 0 0 0 1 0 1	0 0 0 0 1 0 0	0 0 0 0 0 0 0	0 0 0 0 0 0 0	0 0 2 0 0 0 0	0 0 0 0 0 0 0
Inning Stats	R: 0 E: 0 K: 0 S: 3 H: 0 LOB: 0 BB: 0 P: 3	R: 0 E: 0 K: 0 S: 3 H: 0 LOB: 0 BB: 0 P: 3	R: 0 E: 0 K: 1 S: 5 H: 0 LOB: 0 BB: 0 P: 5	R: 0 E: 0 K: 0 S: 4 H: 2 LOB: 1 BB: 0 P: 4	R: 1 E: 1 K: 0 S: 6 H: 2 LOB: 2 BB: 0 P: 6	R: 0 E: 0 K: 1 S: 6 H: 1 LOB: 2 BB: 1 P: 10	R: 3 E: 0 K: 1 S: 9 H: 4 LOB: 1 BB: 0 P: 9	R: 0 E: 0 K: 0 S: 3 H: 0 LOB: 0 BB: 0 P: 3	R: 0 E: 0 K: 0 S: 3 H: 0 LOB: 0 BB: 0 P: 3	1B: 5 2B: 3 3B: 0 HR: 1	SF: 0 SAC: 0 DP: 1 HBP: 0			WP: 0 PB: 0 SB: 0 CS: 0		PA: 37	

	AB	35
	R	4
	H	9
	RBI	4
	BB	1
	SO	3
	LOB	12

PITCHER		IP	WLS	BF	H	R	ER	SO	BB	IBB	HBP	BLK	WP	HR	S	P	ERA	WHIP
Ray Sadecki, L ERA: 1.82	(1, 1)	6.2	W	29	8	4	4	2	1	0	0	0	0	1	32	36	5.40	1.350
Bobby Bolin, R ERA: 2.93	(7, 1)	1.1		5	1	0	0	1	0	0	0	0	0	0	7	7	0.00	0.750
Frank Linzy, R ERA: 2.38	(9, 1)	1.0	S	3	0	0	0	0	0	0	0	0	0	0	3	3	0.00	0.000

PITCHER	IP	WLS	BF	H	R	ER	SO	BB	IBB	HBP	BLK	WP	HR	S	P	ERA	WHIP

Batter	1	2	3	4	5	6	7	8	9	AB	R	H	RBI	BB	SO	LOB
Ron Hunt, R (1, 4) OBP: 0.321, SLG: 0.224	F9		1-3			G3			SH1-4, 1B	4	1	1	0	0	0	0
Frank Johnson, R (1, 5) OBP: 0.300, SLG: 0.333	K		6-3			1B			SH1-4 (1-2)	3	0	1	0	0	1	0
Ty Cline, L (1, 3) OBP: 0.231, SLG: 0.191	1B			L8		L5			L6	4	0	1	0	0	0	2
Willie Mays, R (1, 8) OBP: 0.338, SLG: 0.500	F9			K			K		1B (2-H)	4	0	1	1	0	2	1
Jim Ray Hart, R (1, 7) OBP: 0.372, SLG: 0.577		F7		K			6-3		IBB	3	0	0	0	1	1	0
Dick Dietz, R (1, 2) OBP: 0.302, SLG: 0.350		F6			5-3		F8		F2	4	0	0	0	0	0	2
Jesus Alou, R (1, 9) OBP: 0.261, SLG: 0.291		4-3			6-3			6-3		3	0	0	0	0	0	0
Hal Lanier, R (1, 6) OBP: 0.237, SLG: 0.291			SF7, 3B		F9			1-3		3	1	1	0	0	0	0
Mike McCormick, L (1, 1) OBP: 0.182, SLG: 0.105			SF7 (3-H)			K		2-3		2	0	0	1	0	1	0
Inning Stats	R: 0, E: 0, K: 1, S: 6 H: 1, LOB: 1, BB: 0, P: 6	R: 0, E: 0, K: 0, S: 3 H: 0, LOB: 0, BB: 0, P: 3	R: 1, E: 0, K: 0, S: 4 H: 1, LOB: 0, BB: 0, P: 4	R: 0, E: 0, K: 2, S: 7 H: 0, LOB: 0, BB: 0, P: 7	R: 0, E: 0, K: 0, S: 3 H: 0, LOB: 0, BB: 0, P: 3	R: 0, E: 0, K: 1, S: 6 H: 1, LOB: 1, BB: 0, P: 6	R: 0, E: 0, K: 1, S: 5 H: 0, LOB: 0, BB: 0, P: 5	R: 0, E: 0, K: 0, S: 3 H: 0, LOB: 0, BB: 0, P: 3	R: 1, E: 0, K: 0, S: 5 H: 2, LOB: 2, BB: 1, P: 9	1B: 4, 2B: 0, 3B: 1, HR: 0 SF: 1, SAC: 1, DP: 0, HBP: 0						

PITCHER	IP	WLS	BF	H	R	ER	SO	BB	IBB	HBP	BLK	WP	HR	S	P	ERA	WHIP
Pat Jarvis, R (1, 1) ERA: 1.82	9.0	L	33	5	2	2	5	0	1	0	0	0	0	42	46	2.00	0.556

PITCHER	IP	WLS	BF	H	R	ER	SO	BB	IBB	HBP	BLK	WP	HR	S	P	ERA	WHIP

TOP

San Francisco Giants @ Atlanta Braves

Atlanta Stadium, Atlanta, GA

Wed May 22 1968, 7:05 PM EDT

Att. 15,097 - Unknown

livebaseballscorecards.com

AB	30
R	2
H	5
RBI	2
BB	1
SO	5
LOB	5

PA:	33		
WP: 0	PB: 0	SB: 0	CS: 0

BOTTOM

San Francisco Giants @ Atlanta Braves

Atlanta Stadium, Atlanta, GA

Wed May 22 1968, 7:05 PM EDT

Att. 15,097 - Unknown

Batter	1	2	3	4	5	6	7	8	9	AB	R	H	RBI	BB	SO	LOB
Felipe Alou, R (1, 8) OBP: 0.369, SLG: 0.506	0-0 1B 2B		0-0 ② F9			BBBB 4-0 FC4-6 BB			0-0 ① F5	3	1	1	0	1	0	0
Felix Millan, R (1, 4) OBP: 0.299, SLG: 0.301	0-0 ① F9		0-0 ③ L6-3			0-0 ② FC4-6 1-2f			0-0 ② F7	4	0	0	0	0	0	2
Hank Aaron, R (1, 9) OBP: 0.366, SLG: 0.513	0-0 ② F5			0-0 ① F8		0-0 ③ F7			0-0 ③ L6-3	4	0	0	0	0	0	2
Joe Torre, R (1, 3) OBP: 0.258, SLG: 0.333	0-0 2-H 1B			0-0 ② F9			0-0 ① F8			3	0	1	1	0	0	0
Deron Johnson, R (1, 5) OBP: 0.200, SLG: 0.244	S S S 0-3 ③ K			S S S 0-3 ③ K			0-0 ② L3-1			3	0	0	0	0	2	1
Tommie Aaron, R (1, 7) OBP: 0.377, SLG: 0.426		0-0 ① F3			0-0 L6-4-3 1B		0-0 ③ F8			3	0	1	0	0	0	0
Bob Tillman, R (1, 2) OBP: 0.222, SLG: 0.287		S S S 0-3 ② K			0-0 ① ② L6-4-3 1-2			0-0 ① F7		3	0	0	0	0	1	1
Woody Woodward, R (1, 6) OBP: 0.200, SLG: 0.267		0-0 ③ L6-3			0-0 ③ F3			0-0 ② L4-3		3	0	0	0	0	0	0
Pat Jarvis, R (1, 1) OBP: 0.154, SLG: 0.120			0-0 ① L3			S S S 0-3 ① K		S S S 0-3 ③ K		3	0	0	0	0	2	0
Inning Stats	R: 1 E: 0 K: 1 S: 7 H: 2 LOB: 1 BB: 0 P: 7	R: 0 E: 0 K: 1 S: 5 H: 0 LOB: 0 BB: 0 P: 5	R: 0 E: 0 K: 0 S: 3 H: 0 LOB: 0 BB: 0 P: 3	R: 0 E: 0 K: 1 S: 5 H: 0 LOB: 0 BB: 0 P: 5	R: 0 E: 0 K: 0 S: 3 H: 1 LOB: 0 BB: 0 P: 3	R: 0 E: 0 K: 1 S: 5 H: 0 LOB: 1 BB: 1 P: 9	R: 0 E: 0 K: 0 S: 3 H: 0 LOB: 0 BB: 0 P: 3	R: 0 E: 0 K: 1 S: 5 H: 0 LOB: 0 BB: 0 P: 5	R: 0 E: 0 K: 0 S: 3 H: 0 LOB: 0 BB: 0 P: 3	1B: 2 2B: 1 3B: 0 HR: 0 SF: 0 SAC: 0 DP: 1 HBP: 0						

livebaseballscorecards.com

	AB	29
	R	1
	H	3
	RBI	1
	BB	1
	SO	5
	LOB	6

WP: 0 PB: 0 SB: 0 CS: 0 PA: 30

PITCHER	IP	WLS	BF	H	R	ER	SO	BB	IBB	HBP	BLK	WP	HR	S	P	ERA	WHIP
Mike McCormick, L (1, 1) ERA: 3.33	9.0	W	30	3	1	1	5	1	0	0	0	0	0	39	43	1.00	0.444

PITCHER	IP	WLS	BF	H	R	ER	SO	BB	IBB	HBP	BLK	WP	HR	S	P	ERA	WHIP

Batter	1	2	3	4	5	6	7	8	9	AB	R	H	RBI	BB	SO	LOB
Ron Hunt, R (1, 4) OBP: 0.329, SLG: 0.237	FC5-4 1B	F8		F8			1B 2B 1B		L4-3 SH2-4 PB 1B	5	2	3	0	0	0	1
Frank Johnson, R (1, 5) OBP: 0.302, SLG: 0.333	FC5-4 1B 1-2f		E WP 2B 1B		F8		2B SF9 1B 1-3		SH2-4 1-2	3	1	1	0	0	0	1
Jim Davenport, R (6, 5) OBP: 0.302, SLG: 0.271										1	1	1	0	0	0	0
Ty Cline, L (1, 3) OBP: 0.263, SLG: 0.269	1B 1-3		L8		2B		SF9 2B 1-3 3-H		L4-3 2-3	5	0	3	1	0	0	2
Willie Mays, R (1, 8) OBP: 0.340, SLG: 0.489	F6		F8		F3		IBB		BB 3-H	3	0	0	0	2	0	4
Jim Ray Hart, R (1, 7) OBP: 0.365, SLG: 0.561	IBB		E5 2B 1-3		4-3		SF9 2-3 3-H		1-3	3	1	0	1	1	0	3
Dick Dietz, R (1, 2) OBP: 0.298, SLG: 0.364	4-3		2B 1-H 3-H			F5	F8			4	0	1	2	0	0	5
Jesus Alou, R (1, 9) OBP: 0.252, SLG: 0.281		F7	F8			F8		K		4	0	0	0	0	1	1
Hal Lanier, R (1, 6) OBP: 0.229, SLG: 0.281		F4		5-3		F7		F8		4	0	0	0	0	0	0
Gaylord Perry, R (1, 1) OBP: 0.160, SLG: 0.160		1B		4-3			F7	1-3		4	0	1	0	0	0	0
Frank Linzy, R (8, 1)										0	0	0	0	0	0	0

TOP

San Francisco Giants @ Atlanta Braves

Atlanta Stadium, Atlanta, GA

Thu May 23 1968, 7:05 PM EDT

Att. 15,163 - Unknown

livebaseballscorecards.com

AB	36
R	5
H	10
RBI	4
BB	3
SO	1
LOB	17

Inning Stats	1	2	3	4	5	6	7	8	9
	R: 0 E: 0 K: 0 S: 5	R: 0 E: 0 K: 0 S: 4	R: 2 E: 1 K: 0 S: 6	R: 0 E: 0 K: 0 S: 3	R: 0 E: 0 K: 0 S: 4	R: 0 E: 0 K: 0 S: 3	R: 2 E: 0 K: 0 S: 6	R: 0 E: 0 K: 1 S: 5	R: 1 E: 0 K: 0 S: 4
	H: 2 LOB: 3 BB: 1 P: 9	H: 1 LOB: 1 BB: 0 P: 4	H: 2 LOB: 1 BB: 0 P: 6	H: 0 LOB: 0 BB: 0 P: 3	H: 1 LOB: 1 BB: 0 P: 4	H: 0 LOB: 0 BB: 0 P: 3	H: 3 LOB: 2 BB: 1 P: 10	H: 0 LOB: 0 BB: 0 P: 5	H: 1 LOB: 1 BB: 1 P: 8

PITCHER		IP	WLS	BF	H	R	ER	SO	BB	IBB	HBP	BLK	WP	HR	S	P	ERA	WHIP	PITCHER	IP	WLS	BF	H	R	ER	SO	BB	IBB	HBP	BLK	WP	HR	S	P	ERA	WHIP
Ken Johnson, R ERA: 2.54	(1, 1)	6.1		30	9	4	2	0	0	1	0	0	1	0	29	33	2.84	1.421																	
Claude Raymond, R ERA: 1.06	(7, 1)	0.2		3	0	0	0	0	0	1	0	0	0	0	2	6	0.00	0.000																	
Cecil Upshaw, R ERA: 3.24	(8, 1)	1.2	L	7	1	1	0	1	1	0	0	0	0	0	8	12	0.00	1.200																	
Clay Carroll, R ERA: 2.81	(9, 1)	0.1		1	0	0	0	0	0	0	0	0	0	0	1	1	0.00	0.000																	

1B: 7	SF: 1	WP: 1	PA: 41
2B: 3	SAC: 1	PB: 1	
3B: 0	DP: 0	SB: 0	
HR: 0	HBP: 0	CS: 0	

Batter	1	2	3	4	5	6	7	8	9	AB	R	H	RBI	BB	SO	LOB
Felipe Alou, R (1, 8) OBP: 0.359, SLG: 0.491	L1-3		K		L5-3			F8	L1-3	5	0	0	0	0	1	2
Tito Francona, L (1, 7) OBP: 0.420, SLG: 0.426	L5-3			F8		F7		3B 1B	F5	5	1	1	0	0	0	1
Hank Aaron, R (1, 9) OBP: 0.361, SLG: 0.516	K2-3			L5-3		F4		1-H 1B 3B	F9	5	1	1	1	0	1	1
Joe Torre, R (1, 3) OBP: 0.343, SLG: 0.500		1B 1B		HR		FC6-4 1B		BB 1B 3-H 1B		4	1	4	2	0	0	0
Deron Johnson, R (1, 5) OBP: 0.202, SLG: 0.244		K		L4-3		FC6-4 1-2f		1-2 BB 1B		4	0	1	0	0	1	2
Sonny Jackson, L (1, 6) OBP: 0.271, SLG: 0.253		1-2 L6-4-3 1B			1B S L4-3 1B		L5-3	F7		4	1	2	0	0	0	2
Bob Tillman, R (1, 2) OBP: 0.234, SLG: 0.291 Marty Martinez, S (7, PR) OBP: 0.250, SLG: 0.192 (8, 2)		1-2 L6-4-3			L4-3 1B 1-2 BB		FC4-6 1B	1-2 2-3 FC6-4 BB		2 0	0 0	1 0	0 0	1 1	0 0	2 0
Felix Millan, R (1, 4) OBP: 0.298, SLG: 0.299			L6-3		L4-3 1-2 2-3 1B		FC4-6 1-2f	FC6-4 1-2f		4	0	1	0	0	0	4
Ken Johnson, R (1, 1) OBP: 0.111, SLG: 0.111 Claude Raymond, R (7, 1) Sandy Valdespino, L (7, PH) OBP: 0.344, SLG: 0.304 Cecil Upshaw, R (8, 1) Clay Carroll, R (9, 1) Mike Lum, L (9, PH) OBP: 0.261, SLG: 0.302			L6-3		L4-3 1-2 2-3 3-H		F6		2B	2 0 1 0 0 1	0 0 0 0 0 0	0 0 0 0 0 1	0 0 0 0 0 0	0 0 0 0 0 0	0 0 0 0 0 0	2 0 1 0 0 0
Inning Stats	R: 0 E: 0 K: 1 S: 5 H: 0 LOB: 0 BB: 0 P: 5	R: 0 E: 0 K: 1 S: 6 H: 2 LOB: 1 BB: 0 P: 6	R: 0 E: 0 K: 1 S: 5 H: 0 LOB: 0 BB: 0 P: 5	R: 1 E: 0 K: 0 S: 4 H: 1 LOB: 0 BB: 0 P: 4	R: 1 E: 0 K: 0 S: 4 H: 2 LOB: 1 BB: 1 P: 8	R: 0 E: 0 K: 0 S: 4 H: 1 LOB: 1 BB: 0 P: 4	R: 0 E: 0 K: 0 S: 4 H: 1 LOB: 1 BB: 0 P: 4	R: 2 E: 0 K: 0 S: 7 H: 4 LOB: 3 BB: 1 P: 11	R: 0 E: 0 K: 0 S: 4 H: 1 LOB: 1 BB: 0 P: 4	1B: 9 2B: 1 3B: 1 HR: 1	SF: 0 SAC: 0 DP: 2 HBP: 0				WP: 0 PB: 0 SB: 1 CS: 0	PA: 39	

PITCHER	IP	WLS	BF	H	R	ER	SO	BB	IBB	HBP	BLK	WP	HR	S	P	ERA	WHIP
Gaylord Perry, R (1, 1) ERA: 3.06	7.1		31	10	4	4	3	1	0	0	0	0	1	36	40	4.91	1.500
Frank Linzy, R (8, 1) ERA: 2.22	1.2	W	8	2	0	0	0	1	0	0	0	0	0	7	11	0.00	1.800

PITCHER	IP	WLS	BF	H	R	ER	SO	BB	IBB	HBP	BLK	WP	HR	S	P	ERA	WHIP

BOTTOM

San Francisco Giants @ Atlanta Braves

Atlanta Stadium, Atlanta, GA

Thu May 23 1968, 7:05 PM EDT

Att. 15,163 - Unknown

livebaseballscorecards.com

AB	37
R	4
H	12
RBI	3
BB	2
SO	3
LOB	17

New York Mets @ Atlanta Braves

Atlanta Stadium, Atlanta, GA

Fri May 24 1968, 7:05 PM EDT

Att. 13,873 - Unknown

TOP

Batter	1	2	3	4	5	6	7	8	9	AB	R	H	RBI	BB	SO	LOB
Ken Boswell, L (1, 4) OBP: 0.254, SLG: 0.339	F7			F7		F9		F9		4	0	0	0	0	0	1
Kevin Collins, L (1, 5)	F8			4-3		F8			BB, 1B, 2B	3	1	0	0	1	0	1
Art Shamsky, L (1, 7) OBP: 0.318, SLG: 0.434	K			1B		F8			F5	4	0	1	0	0	1	2
Ron Swoboda, R (1, 9) OBP: 0.329, SLG: 0.437		F2		K			3-1		1-2, 2B, 1B	4	1	1	0	0	1	1
J.C. Martin, L (1, 2) OBP: 0.381, SLG: 0.353		F2			F2		1B		1-H, 2-H, 2B	4	0	2	2	0	0	0
Ed Kranepool, L (1, 3) OBP: 0.226, SLG: 0.213 Greg Goossen, R (9, PH) OBP: 0.338, SLG: 0.333	P6				P6		F8		K	3 1	0 0	0 0	0 0	0 0	0 1	1 1
Tommie Agee, R (1, 8) OBP: 0.176, SLG: 0.208		P4			1B		G3		K	4	0	1	0	0	1	2
Al Weis, S (1, 6) OBP: 0.164, SLG: 0.113		1-3			F8			F5		3	0	0	0	0	0	1
Nolan Ryan, R (1, 1) OBP: 0.100, SLG: 0.053 Jerry Buchek, R (6, PH) OBP: 0.286, SLG: 0.231 Dick Selma, R (6, 1) OBP: 0.308, SLG: 0.385 Jerry Grote, R (8, PH) OBP: 0.365, SLG: 0.376 Ron Taylor, R (8, 1)			K			HBP		4-3		1 0 0 1 0	0 0 0 0 0	0 0 0 0 0	0 0 0 0 0	1 0 0 0 0	0 0 0 0 0	0 0 0 0 0
Inning Stats	R: 0 E: 0 K: 1 S: 5 H: 0 LOB: 0 BB: 0 P: 5	R: 0 E: 0 K: 0 S: 3 H: 0 LOB: 0 BB: 0 P: 3	R: 0 E: 0 K: 1 S: 5 H: 0 LOB: 0 BB: 0 P: 5	R: 0 E: 0 K: 1 S: 6 H: 1 LOB: 1 BB: 0 P: 6	R: 0 E: 0 K: 0 S: 4 H: 1 LOB: 1 BB: 0 P: 4	R: 0 E: 0 K: 0 S: 3 H: 0 LOB: 1 BB: 0 P: 4	R: 0 E: 0 K: 0 S: 4 H: 1 LOB: 1 BB: 0 P: 4	R: 0 E: 0 K: 0 S: 3 H: 0 LOB: 0 BB: 0 P: 3	R: 2 E: 0 K: 2 S: 9 H: 2 LOB: 1 BB: 1 P: 13	1B: 4 2B: 1 3B: 0 HR: 0 SF: 0 SAC: 0 DP: 0 HBP: 1						

livebaseballscorecards.com

AB	32
R	2
H	5
RBI	2
BB	1
SO	5
LOB	10

WP: 0 PB: 0 SB: 0 CS: 0 PA: 34

PITCHER		IP	WLS	BF	H	R	ER	SO	BB	IBB	HBP	BLK	WP	HR	S	P	ERA	WHIP
Ron Reed, R ERA: 2.14	(1, 1)	8.1	W	31	4	2	2	3	1	0	1	0	0	0	35	40	2.16	0.600
Jim Britton, R ERA: 2.41	(9, 1)	0.2	S	3	1	0	0	2	0	0	0	0	0	0	7	7	0.00	1.500

PITCHER		IP	WLS	BF	H	R	ER	SO	BB	IBB	HBP	BLK	WP	HR	S	P	ERA	WHIP

New York Mets @ Atlanta Braves

Atlanta Stadium, Atlanta, GA

Fri May 24 1968, 7:05 PM EDT

Att. 13,873 - Unknown

BOTTOM

Batter	1	2	3	4	5	6	7	8	9	AB	R	H	RBI	BB	SO	LOB
Felipe Alou, R (1, 8) OBP: 0.351, SLG: 0.480	F5	K		L9		4-3				4	0	0	0	0	1	2
Sonny Jackson, L (1, 6) OBP: 0.276, SLG: 0.259	1B	5-3		6-3			F7			4	1	2	1	0	0	1
Hank Aaron, R (1, 9) OBP: 0.359, SLG: 0.509	WP, S, HBP		6-3	4-3			F7			4	1	1	1	0	0	2
Joe Torre, R (1, 3) OBP: 0.333, SLG: 0.459	HBP, WP		F8		K		F8			3	0	0	0	1	1	0
Tito Francona, L (1, 7) OBP: 0.447, SLG: 0.435	HBP		1B		BB			CS		1	0	1	0	3	0	0
Mike Lum, L (8, PR) (9, 7) OBP: 0.261, SLG: 0.302	IBB		1B		BB			BB		0	0	0	0	0	0	0
Deron Johnson, R (1, 5) OBP: 0.226, SLG: 0.250	HBP		1B		F8			1B, SF7		2	1	1	1	1	0	1
Bob Tillman, R (1, 2) OBP: 0.235, SLG: 0.290	K		6-3		P4			1B		4	0	1	0	0	1	6
Felix Millan, R (1, 4) OBP: 0.297, SLG: 0.300	4-3			L9, HBP, 6-3		L7		SF7		3	1	1	1	0	0	3
Ron Reed, R (1, 1) OBP: 0.227, SLG: 0.150		6-3		6-3, HBP		K		5-3		3	0	0	0	0	1	1
Jim Britton, R (9, 1) OBP: 0.400, SLG: 0.400										0	0	0	0	0	0	0
Inning Stats	R: 2, E: 0, K: 1, S: 7, H: 2, LOB: 3, BB: 2, P: 16	R: 0, E: 0, K: 1, S: 5, H: 0, LOB: 0, BB: 0, P: 5	R: 0, E: 0, K: 0, S: 5, H: 2, LOB: 2, BB: 0, P: 5	R: 1, E: 0, K: 0, S: 4, H: 1, LOB: 1, BB: 0, P: 5	R: 0, E: 0, K: 1, S: 5, H: 0, LOB: 1, BB: 1, P: 9	R: 0, E: 0, K: 1, S: 5, H: 0, LOB: 0, BB: 0, P: 5	R: 0, E: 0, K: 0, S: 3, H: 1, LOB: 0, BB: 0, P: 3	R: 1, E: 0, K: 0, S: 3, H: 1, LOB: 1, BB: 2, P: 11		1B: 7, 2B: 0, 3B: 0, HR: 0, SF: 1, SAC: 0, DP: 0, HBP: 2						

PITCHER		IP	WLS	BF	H	R	ER	SO	BB	IBB	HBP	BLK	WP	HR	S	P	ERA	WHIP
Nolan Ryan, R ERA: 1.91	(1, 1)	5.0	L	25	5	3	3	3	2	1	2	0	1	0	26	40	5.40	1.400
Dick Selma, R ERA: 1.06	(6, 1)	2.0		6	1	0	0	1	0	0	0	0	0	0	8	8	0.00	0.500
Ron Taylor, R ERA: 1.8	(8, 1)	1.0		5	1	1	1	0	2	0	0	0	0	0	3	11	9.00	3.000

PITCHER	IP	WLS	BF	H	R	ER	SO	BB	IBB	HBP	BLK	WP	HR	S	P	ERA	WHIP

AB	28
R	4
H	7
RBI	4
BB	5
SO	4
LOB	16

WP: 1 PB: 0 SB: 2 CS: 1 PA: 36

livebaseballscorecards.com

New York Mets @ Atlanta Braves

Atlanta Stadium, Atlanta, GA

Sat May 25 1968, 7:05 PM EDT

Att. 21,672 - Unknown

TOP

livebaseballscorecards.com

Batter	1	2	3	4	5	6	7	8	9	AB	R	H	RBI	BB	SO	LOB
Tommie Agee, R (1, 8) OBP: 0.192, SLG: 0.232	G3	1B 2-3 3-H 1B		SH1-3 G6-3-2 2B		2B 1-3 2B 1B		1-3		5	1	3	1	0	0	0
Cleon Jones, R (1, 7) OBP: 0.267, SLG: 0.385	BB BB	SF8 3-H		SH1-3 2-3		1-3 3-H 2B 2B		F9		2	1	1	2	1	0	0
Ron Swoboda, R (1, 9) OBP: 0.331, SLG: 0.432	F9	S 1-3 1B		G6-3-2 3-Hf		BB 2B		1-3		4	1	1	0	1	0	2
Jerry Grote, R (1, 2) OBP: 0.369, SLG: 0.383	BB 1-2	K 1-2			4-3	1-H 2-H 3-H 2B				4	0	1	3	1	1	2
Greg Goossen, R (1, 3) OBP: 0.319, SLG: 0.313	K		5-3		6-3	P6				4	0	0	0	0	1	3
Ed Charles, R (1, 5) OBP: 0.286, SLG: 0.411		E 1B 1B BB	K		5-3		K			3	1	0	0	1	2	0
Phil Linz, R (1, 4) OBP: 0.188, SLG: 0.103		E8 1B 1-3 1B 1B	1B 1B			FC4-6 1B	4-3			4	2	3	0	0	0	0
Al Weis, S (1, 6) OBP: 0.197, SLG: 0.197		1B SF8 1-3 3-H 1B	1B 1-2 1B			FC4-6 FC5-6 1-2f	HR			4	2	3	2	0	0	1
Jerry Koosman, R (1, 1) OBP: 0.080, SLG: 0.042		K	1-3 2-H 1B			FC5-6 1B 2B 1-2f	K			4	1	1	1	0	2	3

Inning Stats	R: 0 E: 0 K: 1 S: 5	H: 0 LOB: 2 BB: 2 P: 13	R: 3 E: 1 K: 2 S: 11	H: 4 LOB: 2 BB: 1 P: 15	R: 1 E: 0 K: 1 S: 7	H: 3 LOB: 2 BB: 0 P: 7	R: 0 E: 0 K: 0 S: 3	H: 1 LOB: 0 BB: 0 P: 3	R: 0 E: 0 K: 0 S: 3	H: 0 LOB: 0 BB: 0 P: 3	R: 4 E: 0 K: 0 S: 7	H: 4 LOB: 1 BB: 1 P: 11	R: 1 E: 0 K: 2 S: 8	H: 1 LOB: 0 BB: 0 P: 8	R: 0 E: 0 K: 0 S: 3	H: 0 LOB: 0 BB: 0 P: 3	R: 0 E: 0 K: 0 S: 0	H: 0 LOB: 0 BB: 0 P: 0

1B: 9 2B: 3 3B: 0 HR: 1	SF: 1 SAC: 1 DP: 1 HBP: 0	WP: 0 PB: 0 SB: 1 CS: 0	PA: 40
---	---	---	---

PITCHER		IP	WLS	BF	H	R	ER	SO	BB	IBB	HBP	BLK	WP	HR	S	P	ERA	WHIP
Dick Kelley, L ERA: 2.6	(1, 1)	1.0	L	8	2	3	3	1	3	0	0	0	0	0	7	19	27.00	5.000
Clay Carroll, R ERA: 3.92	(2, 1)	4.2		21	9	4	4	3	0	0	0	0	0	0	27	27	7.71	1.929
Cecil Upshaw, R ERA: 3.62	(6, 1)	2.1		10	2	2	2	2	1	0	0	0	0	1	13	17	7.71	1.286
Skip Guinn, L ERA:	(9, 1)	0.0		1	0	0	0	0	0	0	0	0	0	0	0	0	∞	∞

PITCHER	IP	WLS	BF	H	R	ER	SO	BB	IBB	HBP	BLK	WP	HR	S	P	ERA	WHIP

AB	34
R	9
H	13
RBI	9
BB	4
SO	6
LOB	11

New York Mets @ Atlanta Braves

Atlanta Stadium, Atlanta, GA

Sat May 25 1968, 7:05 PM EDT

Att. 21,672 - Unknown

BOTTOM

Batter	1	2	3	4	5	6	7	8	9	AB	R	H	RBI	BB	SO	LOB
Felipe Alou, R (1, 8) OBP: 0.349, SLG: 0.475	L6		G4-3 1-2f			G6-4-3 1B 1B		F7		4	0	1	0	0	0	1
Felix Millan, R (1, 4) OBP: 0.297, SLG: 0.301	L9			6-3		1-2 G6-4-3 1B				3	0	1	0	0	0	0
Hank Aaron, R (1, 9) OBP: 0.353, SLG: 0.500	F8			P4		1-2f 2-3 G6-4-3				3	0	0	0	0	0	2
Joe Torre, R (1, 3) OBP: 0.333, SLG: 0.525		K		HR		K				3	1	1	1	0	2	1
Deron Johnson, R (1, 5) OBP: 0.229, SLG: 0.264		5-3		2B			K			3	0	1	0	0	1	0
Tommie Aaron, R (1, 7) OBP: 0.375, SLG: 0.423		1B		K			F9			3	0	1	0	0	1	1
Bob Tillman, R (1, 2) OBP: 0.229, SLG: 0.282 Marty Martinez, S (8, 2) OBP: 0.250, SLG: 0.192	F8				5-3		K			3 0	0 0	0 0	0 0	0 0	1 0	1 0
Woody Woodward, R (1, 6) OBP: 0.222, SLG: 0.235			G4-3 BB		K			F8		2	0	0	0	1	1	0
Dick Kelley, R (1, 1) OBP: 0.250, SLG: 0.077 Clay Carroll, R (2, 1) Cecil Upshaw, R (6, 1) Mike Lum, L (8, PH) OBP: 0.255, SLG: 0.295 Skip Guinn, R (9, 1)			F2		P4			K		0 2 0 1 0	0 0 0 0 0	0 0 0 0 0	0 0 0 0 0	0 0 0 0 0	0 1 0 0 0	0 1 0 0 0
Inning Stats	R: 0 E: 0 K: 0 S: 3 H: 0 LOB: 0 BB: 0 P: 3	R: 0 E: 0 K: 1 S: 6 H: 1 LOB: 1 BB: 0 P: 6	R: 0 E: 0 K: 0 S: 2 H: 0 LOB: 0 BB: 1 P: 6	R: 1 E: 0 K: 1 S: 7 H: 2 LOB: 1 BB: 0 P: 7	R: 0 E: 0 K: 1 S: 5 H: 0 LOB: 0 BB: 0 P: 5	R: 0 E: 0 K: 1 S: 6 H: 2 LOB: 1 BB: 0 P: 6	R: 0 E: 0 K: 2 S: 7 H: 0 LOB: 0 BB: 0 P: 7	R: 0 E: 0 K: 1 S: 5 H: 0 LOB: 0 BB: 0 P: 5		1B: 3 2B: 1 3B: 0 HR: 1 SF: 0 SAC: 0 DP: 2 HBP: 0						

livebaseballscorecards.com

AB	27
R	1
H	5
RBI	1
BB	1
SO	7
LOB	7

WP: 0 PA: 28
PB: 0
SB: 0
CS: 0

PITCHER		IP	WLS	BF	H	R	ER	SO	BB	IBB	HBP	BLK	WP	HR	S	P	ERA	WHIP
Jerry Koosman, L ERA: 1.51	(1, 1)	8.0	W	28	5	1	1	7	1	0	0	0	0	1	41	45	1.12	0.750

PITCHER	IP	WLS	BF	H	R	ER	SO	BB	IBB	HBP	BLK	WP	HR	S	P	ERA	WHIP

New York Mets @ Atlanta Braves

Atlanta Stadium, Atlanta, GA

Sun May 26 1968, 3:33 AM EDT

Att. 16,599 - Unknown

livebaseballscorecards.com

TOP

Batter	1	2	3	4	5	6	7	8	9	AB	R	H	RBI	BB	SO	LOB
Tommie Agee, R (1, 8) OBP: 0.195, SLG: 0.242	F9		1B 2B	F9						3	1	1	0	0	0	2
Cleon Jones, R (1, 7) OBP: 0.269, SLG: 0.384	6-3		P4		1B					3	0	1	0	0	0	1
Ken Boswell, L (1, 4) OBP: 0.256, SLG: 0.333	F8		1B BB		K					2	0	0	0	1	1	1
J.C. Martin, L (1, 2) OBP: 0.417, SLG: 0.368		FC1-5 1-3 BB	1-3 2-H 1B		F2					2	0	1	1	1	0	1
Ron Swoboda, R (1, 9) OBP: 0.326, SLG: 0.424		1-3 1-2	5-3		K					3	0	0	0	0	1	4
Kevin Collins, L (1, 5)		FC1-5 BB 2-3		F9		4-3				3	0	0	0	0	0	1
Ed Kranepool, L (1, 3) OBP: 0.230, SLG: 0.207		1-2 BB		4-3		K				2	0	0	0	1	1	0
Al Weis, S (1, 6) OBP: 0.216, SLG: 0.217		K		PB 1B		1B				3	0	2	0	0	1	2
Tom Seaver, R (1, 1) OBP: 0.129, SLG: 0.100			F9	K 1-2		5-3				3	0	0	0	0	1	2

	AB	24
	R	1
	H	5
	RBI	1
	BB	3
	SO	5
	LOB	14

Inning Stats																				
	R: 0	H: 0	R: 0	H: 0	R: 1	H: 2	R: 0	H: 1	R: 0	H: 1	1B: 4	SF: 0	WP: 0	PA: 27
	E: 0	LOB: 0	E: 0	LOB: 2	E: 0	LOB: 2	E: 0	LOB: 2	E: 0	LOB: 1	2B: 1	SAC: 0	PB: 1	
	K: 0	BB: 0	K: 1	BB: 2	K: 0	BB: 1	K: 1	BB: 0	K: 2	BB: 0	3B: 0	DP: 0	SB: 0	
	S: 3	P: 3	S: 5	P: 13	S: 5	P: 9	S: 7	P: 7	S: 8	P: 8	HR: 0	HBP: 0	CS: 0	

PITCHER		IP	WLS	BF	H	R	ER	SO	BB	IBB	HBP	BLK	WP	HR	S	P	ERA	WHIP
Phil Niekro, R ERA: 3.69	(1, 1)	6.0	W	27	5	1	1	5	3	0	0	0	0	0	34	46	1.50	1.333

PITCHER	IP	WLS	BF	H	R	ER	SO	BB	IBB	HBP	BLK	WP	HR	S	P	ERA	WHIP

New York Mets @ Atlanta Braves

Atlanta Stadium, Atlanta, GA

Sun May 26 1968, 3:33 AM EDT

Att. 16,599 - Unknown

BOTTOM

Batter	1	2	3	4	5	6	7	8	9	AB	R	H	RBI	BB	SO	LOB
Felipe Alou, R (1, 8) OBP: 0.349, SLG: 0.478	x 0-0 ① F8		x 0-0 1B 2B		x 0-0 ① F8					3	1	1	0	0	0	0
Sonny Jackson, L (1, 6) OBP: 0.288, SLG: 0.268	B B B B 4-0 3B BB		x 0-0 1B 1B		x 0-0 E8 1B					2	1	2	0	1	0	0
Hank Aaron, R (1, 9) OBP: 0.353, SLG: 0.509	x 0-0 1-H 3B		S S S 0-3 ① K		x 0-0 ② F2					3	0	1	1	0	1	3
Joe Torre, R (1, 3) OBP: 0.311, SLG: 0.488	S S S 0-3 ② K		x 0-0 ② F7		S S S 0-3 ③ K					3	0	0	0	0	2	4
Tito Francona, L (1, 7) OBP: 0.443, SLG: 0.431	x 0-0 ③ F9		x 0-0 1-3 2-H 1B			x 0-0 ① F8				3	0	1	1	0	0	1
Deron Johnson, R (1, 5) OBP: 0.232, SLG: 0.258		B B B B 4-0 SH5-3 BB	S S S 0-3 ③ K			x 0-0 ② F3				2	0	0	0	1	1	2
Felix Millan, R (1, 4) OBP: 0.299, SLG: 0.303		x 0-0 ① SH5-3 1-2		x 0-0 ① 4-3		x 0-0 S 1B				2	0	1	0	0	0	0
Bob Tillman, R (1, 2) OBP: 0.223, SLG: 0.274		S S S 0-3 ② K		S S S 0-3 ② K		x 0-0 ③ F3 1-2				3	0	0	0	0	2	2
Phil Niekro, R (1, 1) OBP: 0.105, SLG: 0.263		S S S 0-3 ③ K		x 0-0 ③ F7						2	0	0	0	0	1	1
Inning Stats	R: 1 H: 1 E: 0 LOB: 1 K: 1 BB: 1 S: 6 P: 10	R: 0 H: 0 E: 0 LOB: 1 K: 2 BB: 1 S: 7 P: 11	R: 1 H: 3 E: 0 LOB: 2 K: 2 BB: 0 S: 10 P: 10	R: 0 H: 0 E: 0 LOB: 0 K: 1 BB: 0 S: 5 P: 5	R: 0 H: 1 E: 1 LOB: 1 K: 1 BB: 0 S: 6 P: 6	R: 0 H: 1 E: 0 LOB: 1 K: 0 BB: 0 S: 4 P: 4				1B: 4 SF: 0 2B: 1 SAC: 1 3B: 1 DP: 0 HR: 0 HBP: 0						

PITCHER	IP	WLS	BF	H	R	ER	SO	BB	IBB	HBP	BLK	WP	HR	S	P	ERA	WHIP
Tom Seaver, R (1, 1) ERA: 1.91	6.0	L	26	6	2	2	7	2	0	0	0	0	0	38	46	3.00	1.333

PITCHER	IP	WLS	BF	H	R	ER	SO	BB	IBB	HBP	BLK	WP	HR	S	P	ERA	WHIP

livebaseballscorecards.com

AB	23
R	2
H	6
RBI	2
BB	2
SO	7
LOB	13

WP: 0 PA: 26
PB: 0
SB: 1
CS: 0

Houston Astros @ Atlanta Braves

Atlanta Stadium, Atlanta, GA

Tue May 28 1968, 7:05 PM EDT
Att. 7,883 - Unknown

livebaseballscorecards.com

Batter	1	2	3	4	5	6	7	8	9	AB	R	H	RBI	BB	SO	LOB
Ron Davis, R (1, 8) OBP: 0.283, SLG: 0.302	P6		1B			K			P2	4	0	1	0	0	1	0
Denis Menke, R (1, 4) OBP: 0.364, SLG: 0.348	P4		P5			L5			1B BB	3	0	0	0	1	0	1
Rusty Staub, L (1, 3) OBP: 0.398, SLG: 0.461	P3		P5			F5			1-2 1B	4	0	1	0	0	0	1
Lee Thomas, L (1, 9) OBP: 0.265, SLG: 0.326		6-3 1B 2B		F7			3-1		F2	4	1	1	0	0	0	2
Jimmy Wynn, R (1, 7) OBP: 0.381, SLG: 0.411		K		P3			F7		K	4	0	0	0	0	2	3
Bob Aspromonte, R (1, 5) OBP: 0.327, SLG: 0.326		6-3 2-3		K			5-3			3	0	0	0	0	1	1
John Bateman, R (1, 2) OBP: 0.284, SLG: 0.329		FC4-6 3-H 1B			F8			1-3		3	0	1	1	0	0	0
Hector Torres, R (1, 6) OBP: 0.250, SLG: 0.259		FC4-6 1-2f			5-3			K		3	0	0	0	0	1	1
Dave Giusti, R (1, 1) OBP: 0.071, SLG: 0.107			K		1-3			K		2	0	0	0	0	1	0
Byron Browne, R (8, PH) OBP: 0.286, SLG: 0.167										1	0	0	0	0	1	0
John Buzhardt, R (8, 1)										0	0	0	0	0	0	0

AB	31
R	1
H	4
RBI	1
BB	1
SO	7
LOB	9

Inning Stats	1	2	3	4	5	6	7	8	9			
	R: 0 H: 0	R: 1 H: 2	R: 0 H: 1	R: 0 H: 0	R: 0 H: 0	R: 0 H: 0	R: 0 H: 0	R: 0 H: 0	R: 0 H: 1	1B: 3 SF: 0	WP: 0 PA: 32
	E: 0 LOB: 0	E: 0 LOB: 1	E: 0 LOB: 1	E: 0 LOB: 0	E: 0 LOB: 0	E: 0 LOB: 0	E: 0 LOB: 0	E: 0 LOB: 0	E: 0 LOB: 2	2B: 1 SAC: 0	PB: 0
	K: 0 BB: 0	K: 1 BB: 0	K: 1 BB: 0	K: 1 BB: 0	K: 0 BB: 0	K: 1 BB: 0	K: 0 BB: 0	K: 2 BB: 0	K: 1 BB: 1	3B: 0 DP: 0	SB: 0
	S: 3 P: 3	S: 7 P: 7	S: 6 P: 6	S: 5 P: 5	S: 3 P: 3	S: 5 P: 5	S: 3 P: 3	S: 7 P: 7	S: 6 P: 10	HR: 0 HBP: 0	CS: 0

PITCHER	IP	WLS	BF	H	R	ER	SO	BB	IBB	HBP	BLK	WP	HR	S	P	ERA	WHIP
Pat Jarvis, R (1, 1) ERA: 1.73	9.0	W	32	4	1	1	7	1	0	0	0	0	0	45	49	1.00	0.556

PITCHER	IP	WLS	BF	H	R	ER	SO	BB	IBB	HBP	BLK	WP	HR	S	P	ERA	WHIP

Houston Astros @ Atlanta Braves

Atlanta Stadium, Atlanta, GA

Tue May 28 1968, 7:05 PM EDT
Att. 7,883 - Unknown

BOTTOM

Batter	1	2	3	4	5	6	7	8	9	AB	R	H	RBI	BB	SO	LOB
Felipe Alou, R (1, 8) OBP: 0.347, SLG: 0.473	0-0 P6 ①		0-0 5-3 ③		0-0 G4-6-3 1B		0-0 F8 ②			4	0	1	0	0	0	0
Sonny Jackson, L (1, 6) OBP: 0.293, SLG: 0.269	BBBB 4-0 G6-4-3 BB			0-0 1B 1B 1B	0-0 G4-6-3 ① ② 1-2f		0-0 6-3 ③			3	1	1	0	1	0	1
Hank Aaron, R (1, 9) OBP: 0.351, SLG: 0.503	0-0 G6-4-3 ② ③ 1-2f			0-0 1B E 1-2 1B	0-0 1-3 ③			0-0 6-3 ①		4	1	1	0	0	0	1
Joe Torre, R (1, 3) OBP: 0.347, SLG: 0.500		SSS 0-3 K ①		0-0 E SF8 1-3 2-H 1B		0-0 G6-3 1B		BBBB 4-0 1B BB		3	1	2	1	1	1	0
Tito Francona, L (1, 7) OBP: 0.429, SLG: 0.413 / Clete Boyer, R (7, 5) OBP: 0.261, SLG: 0.313		0-0 P3 ②		0-0 4-3 ① 1-3 3-H		0-0 G6-3 ① ② 1-2f		0-0 P6 ②		3 / 1	0 / 0	0 / 0	0 / 0	0 / 0	0 / 0	2 / 1
Deron Johnson, R (1, 5) OBP: 0.245, SLG: 0.258 / Mike Lum, L (7, 7) OBP: 0.271, SLG: 0.311		BBBB 4-0 FC6-4 BB		0-0 SF8 ② 3-H		BBBB 4-0 1B BB		0-0 FC6-4 1-3 1B		0 / 1	0 / 0	0 / 1	1 / 0	2 / 0	0 / 0	0 / 0
Felix Millan, R (1, 4) OBP: 0.304, SLG: 0.308		0-0 FC6-4 ③ 1-2f		0-0 S 1B		0-0 1-2 1B		0-0 FC6-4 ③ 1-2f		4	0	2	0	0	0	3
Bob Tillman, R (1, 2) OBP: 0.226, SLG: 0.270			0-0 5-3 ①	4-0 1-2 IBB		SSS 0-3 K ③				2	0	0	0	1	1	2
Pat Jarvis, R (1, 1) OBP: 0.138, SLG: 0.107			SSS 0-3 K ②	0-0 P4 ③			SSS 0-3 K ①			3	0	0	0	0	2	2
Inning Stats	R: 0 E: 0 K: 0 S: 2 H: 0 LOB: 0 BB: 1 P: 6	R: 0 E: 0 K: 1 S: 5 H: 0 LOB: 1 BB: 1 P: 9	R: 0 E: 0 K: 1 S: 5 H: 0 LOB: 0 BB: 0 P: 5	R: 3 E: 1 K: 0 S: 7 H: 4 LOB: 2 BB: 1 P: 11	R: 0 E: 0 K: 0 S: 3 H: 1 LOB: 0 BB: 0 P: 3	R: 0 E: 0 K: 1 S: 6 H: 2 LOB: 2 BB: 1 P: 10	R: 0 E: 0 K: 1 S: 5 H: 0 LOB: 0 BB: 0 P: 5	R: 0 E: 0 K: 0 S: 4 H: 1 LOB: 2 BB: 1 P: 8		1B: 8 2B: 0 3B: 0 HR: 0	SF: 1 SAC: 0 DP: 3 HBP: 0					

livebaseballscorecards.com

AB	28
R	3
H	8
RBI	2
BB	5
SO	4
LOB	12

WP: 0 PB: 0 SB: 1 CS: 0 PA: 34

PITCHER	IP	WLS	BF	H	R	ER	SO	BB	IBB	HBP	BLK	WP	HR	S	P	ERA	WHIP
Dave Giusti, R (1, 1) ERA: 1.76	7.0	L	29	7	3	3	4	3	1	0	0	0	0	33	49	3.86	1.429
John Buzhardt, R (8, 1) ERA: 5.25	1.0		5	1	0	0	0	1	0	0	0	0	0	4	8	0.00	2.000

PITCHER	IP	WLS	BF	H	R	ER	SO	BB	IBB	HBP	BLK	WP	HR	S	P	ERA	WHIP

Batter	1	2	3	4	5	6	7	8	9	AB	R	H	RBI	BB	SO	LOB
Ron Davis, R (1, 8) OBP: 0.285, SLG: 0.303	5-3		5-3	E 3-4-3 1B; 1-2; 3-H		G3-6-1 1B; 1-2	K		P6	6	2	2	1	0	1	3
Denis Menke, R (1, 4) OBP: 0.372, SLG: 0.365	5-3		1B SF7 2B; 2-H	E7 3-4-3; 1-3; 2-H		G3-6-1; 1-2; 2-H		P3		5	1	3	3	0	0	0
Rusty Staub, L (1, 3) OBP: 0.403, SLG: 0.459	5-3		FC6-4 1B; 2-3	3-4-3 IBB		G3-6-1; 1-2f; 2-3		BBBB; BB 1B FC8-4 BB		3	1	1	0	2	0	2
Lee Thomas, L (1, 9) OBP: 0.296, SLG: 0.360		E S 1B 1B	SF7; 3-H	3-4-3; 1-2; 2-3; 3-H		3-H 1B		BB 1-2 FC8-4 1B		4	2	3	3	0	0	2
Jimmy Wynn, R (1, 7) OBP: 0.376, SLG: 0.400		SSS; K; 1-3	FC6-4; 1-2f	SSS; K		P4		BBBB; FC8-4; 1-2 2-3 BB		4	0	0	0	1	2	5
Bob Aspromonte, R (1, 5) OBP: 0.336, SLG: 0.326		FC6-4; 3-H 1B	BBBB; 2B 1B BB	6-3		BBBB; WP 1B BB		FC8-4; 1-2f FC6-4 2-H 3-H		3	1	1	3	2	0	1
John Bateman, R (1, 2) OBP: 0.279, SLG: 0.333	F8	1B 1B 2B; 1-3	SSS; K	P3		FC6-4; 1-2f				5	1	1	0	0	1	3
Hector Torres, R (1, 6) OBP: 0.256, SLG: 0.265	FC6-4; 1-2f	E 1B 1B; 2-3 3-H	SSS; K	WP 1B; 1-2				P4		5	1	2	1	0	1	1
Mike Cuellar, L (1, 1) OBP: 0.231, SLG: 0.308		2B	F7			1B 1B	SSS; K; 1-2 2-3		SSS; K	5	2	2	0	0	2	4
Inning Stats	R: 0 E: 0 K: 0 S: 3 H: 0 LOB: 0 BB: 0 P: 3	R: 1 E: 0 K: 1 S: 7 H: 2 LOB: 1 BB: 0 P: 7	R: 2 E: 0 K: 0 S: 6 H: 3 LOB: 1 BB: 0 P: 6	R: 4 E: 1 K: 1 S: 9 H: 4 LOB: 2 BB: 2 P: 17	R: 0 E: 0 K: 2 S: 7 H: 0 LOB: 0 BB: 0 P: 7	R: 2 E: 0 K: 0 S: 6 H: 4 LOB: 1 BB: 0 P: 6	R: 0 E: 0 K: 2 S: 8 H: 1 LOB: 2 BB: 1 P: 12	R: 2 E: 0 K: 0 S: 4 H: 1 LOB: 1 BB: 2 P: 12	R: 0 E: 0 K: 1 S: 5 H: 0 LOB: 0 BB: 0 P: 5	1B: 12 2B: 3 3B: 0 HR: 0 SF: 1 SAC: 0 DP: 1 HBP: 0						

TOP

Houston Astros @ Atlanta Braves

Atlanta Stadium, Atlanta, GA

Thu May 30 1968, 7:05 PM EDT

Att. 14,145 - Unknown

livebaseballscorecards.com

AB	40
R	11
H	15
RBI	11
BB	5
SO	7
LOB	21

WP: 1 PB: 0 SB: 1 CS: 0 PA: 46

PITCHER		IP	WLS	BF	H	R	ER	SO	BB	IBB	HBP	BLK	WP	HR	S	P	ERA	WHIP
Ron Reed, R (1, 1) ERA: 2.76		3.0	L	16	6	5	5	1	1	0	0	0	0	0	17	21	15.00	2.333
Jim Britton, R (4, 1) ERA: 3.32		0.1		4	3	1	1	0	0	0	0	0	0	0	4	4	27.00	9.000
Cecil Upshaw, R (4, 1) ERA: 3.9		2.2		12	4	3	3	3	0	1	0	0	0	0	17	21	10.12	1.500
Skip Guinn, L (7, 1) ERA: 6.0		3.0		14	2	2	2	3	3	0	0	0	1	0	17	29	6.00	1.667

PITCHER	IP	WLS	BF	H	R	ER	SO	BB	IBB	HBP	BLK	WP	HR	S	P	ERA	WHIP

Houston Astros @ Atlanta Braves

Atlanta Stadium, Atlanta, GA

Thu May 30 1968, 7:05 PM EDT

Att. 14,145 - Unknown

BOTTOM

Batter	1	2	3	4	5	6	7	8	9	AB	R	H	RBI	BB	SO	LOB
Felipe Alou, R (1, 8) OBP: 0.345, SLG: 0.468	P4		1B 1B 1B		6-3		FC6-4 1-2f			4	0	1	0	0	0	1
Felix Millan, R (1, 4) OBP: 0.308, SLG: 0.312	6-3		1B 1-2 1B		FC6-4 1B		F8			4	0	2	0	0	0	1
Hank Aaron, R (1, 9) OBP: 0.350, SLG: 0.500	P3		FC 1-2 2-3 1B		FC6-4 1-2f			1B		3	0	1	0	0	0	1
Mike Lum, L (7, 9) OBP: 0.286, SLG: 0.326										1	0	1	0	0	0	0
Deron Johnson, R (1, 3) OBP: 0.236, SLG: 0.247		F8	FC 1-2f			L6		P4		4	0	0	0	0	0	4
Clete Boyer, R (1, 5) OBP: 0.273, SLG: 0.315		B B B B FC4-6 BB		1B		B B B B BB		P5		2	0	1	0	2	0	1
Tommie Aaron, R (1, 7) OBP: 0.357, SLG: 0.400		FC4-6 1-2f		S S S K		P2		F7		4	0	0	0	0	1	4
Bob Tillman, R (1, 2) OBP: 0.220, SLG: 0.263		4-3		S S S K		S S S K2-3			P3	3	0	0	0	0	2	3
Skip Guinn, R (7, 1)										0	0	0	0	0	0	0
Sandy Valdespino, L (9, PH) OBP: 0.341, SLG: 0.300										1	0	0	0	0	0	0
Woody Woodward, R (1, 6) OBP: 0.227, SLG: 0.238			5-3	S S S K			FC6-4 1B		P4	4	0	1	0	0	1	1
Ron Reed, R (1, 1) OBP: 0.217, SLG: 0.143			S S S K		P4		F8		G3	1	0	0	0	0	1	0
Jim Britton, R (4, 1) OBP: 0.400, SLG: 0.400										0	0	0	0	0	0	0
Cecil Upshaw, R (4, 1)										1	0	0	0	0	0	0
Marty Martinez, S (7, 2) OBP: 0.233, SLG: 0.179										2	0	0	0	0	0	1
Inning Stats	R: 0 E: 0 K: 0 S: 3 H: 0 LOB: 0 BB: 0 P: 3	R: 0 E: 0 K: 0 S: 3 H: 0 LOB: 1 BB: 1 P: 7	R: 0 E: 0 K: 1 S: 8 H: 3 LOB: 3 BB: 0 P: 8	R: 0 E: 0 K: 3 S: 10 H: 1 LOB: 1 BB: 0 P: 10	R: 0 E: 0 K: 0 S: 4 H: 1 LOB: 1 BB: 0 P: 4	R: 0 E: 0 K: 1 S: 5 H: 0 LOB: 1 BB: 1 P: 9	R: 0 E: 0 K: 0 S: 4 H: 1 LOB: 1 BB: 0 P: 4	R: 0 E: 0 K: 0 S: 4 H: 1 LOB: 1 BB: 0 P: 4	R: 0 E: 0 K: 0 S: 3 H: 0 LOB: 0 BB: 0 P: 3	1B: 7 2B: 0 3B: 0 HR: 0	SF: 0 SAC: 0 DP: 0 HBP: 0						

PITCHER		IP	WLS	BF	H	R	ER	SO	BB	IBB	HBP	BLK	WP	HR	S	P	ERA	WHIP
Mike Cuellar, L ERA: 1.11	(1, 1)	9.0	W	36	7	0	0	5	2	0	0	0	0	0	44	52	0.00	1.000

PITCHER	IP	WLS	BF	H	R	ER	SO	BB	IBB	HBP	BLK	WP	HR	S	P	ERA	WHIP

AB	34
R	0
H	7
RBI	0
BB	2
SO	5
LOB	17

WP: 0 PB: 0 SB: 0 CS: 0 PA: 36

livebaseballscorecards.com

Batter	1	2	3	4	5	6	7	8	9	AB	R	H	RBI	BB	SO	LOB
Felipe Alou, R (1, 8) OBP: 0.345, SLG: 0.468										0	0	0	0	0	0	0
Sonny Jackson, L (1, 6) OBP: 0.293, SLG: 0.269										0	0	0	0	0	0	0
Hank Aaron, R (1, 9) OBP: 0.350, SLG: 0.500										0	0	0	0	0	0	0
Tito Francona, L (1, 7) OBP: 0.429, SLG: 0.413										0	0	0	0	0	0	0
Deron Johnson, R (1, 3) OBP: 0.236, SLG: 0.247										0	0	0	0	0	0	0
Clete Boyer, R (1, 5) OBP: 0.273, SLG: 0.315										0	0	0	0	0	0	0
Felix Millan, R (1, 4) OBP: 0.308, SLG: 0.312										0	0	0	0	0	0	0
Bob Tillman, R (1, 2) OBP: 0.220, SLG: 0.263										0	0	0	0	0	0	0
Phil Niekro, R (1, 1) OBP: 0.105, SLG: 0.263										0	0	0	0	0	0	0
Inning Stats										1B: 0 2B: 0 3B: 0 HR: 0		SF: 0 SAC: 0 DP: 0 HBP: 0				

Atlanta Braves @ Pittsburgh Pirates

Forbes Field, Pittsburgh, PA

Fri May 31 1968, 7:05 PM EDT

Att. 7,301 - Unknown

TOP

livebaseballscorecards.com

AB	0
R	0
H	0
RBI	0
BB	0
SO	0
LOB	0

WP: 0 PA: 0
PB: 0
SB: 0
CS: 0

PITCHER	IP	WLS	BF	H	R	ER	SO	BB	IBB	HBP	BLK	WP	HR	S	P	ERA	WHIP
Al McBean, R (1, 1) ERA: 2.63	0.0	L	0	0	0	0	0	0	0	0	0	0	0	0	0	∞	∞

PITCHER	IP	WLS	BF	H	R	ER	SO	BB	IBB	HBP	BLK	WP	HR	S	P	ERA	WHIP

Batter	1	2	3	4	5	6	7	8	9	AB	R	H	RBI	BB	SO	LOB
Matty Alou, L (1, 8) OBP: 0.425, SLG: 0.426										0	0	0	0	0	0	0
Jose Pagan, R (1, 5) OBP: 0.182, SLG: 0.226										0	0	0	0	0	0	0
Willie Stargell, L (1, 7) OBP: 0.318, SLG: 0.471										0	0	0	0	0	0	0
Roberto Clemente, R (1, 9) OBP: 0.261, SLG: 0.409										0	0	0	0	0	0	0
Donn Clendenon, R (1, 3) OBP: 0.327, SLG: 0.376										0	0	0	0	0	0	0
Bill Mazeroski, R (1, 4) OBP: 0.284, SLG: 0.264										0	0	0	0	0	0	0
Gene Alley, R (1, 6) OBP: 0.293, SLG: 0.296										0	0	0	0	0	0	0
Jerry May, R (1, 2) OBP: 0.301, SLG: 0.274										0	0	0	0	0	0	0
Al McBean, R (1, 1) OBP: 0.333, SLG: 0.308										0	0	0	0	0	0	0
Inning Stats										1B: 0 2B: 0 3B: 0 HR: 0		SF: 0 SAC: 0 DP: 0 HBP: 0				

BOTTOM

Atlanta Braves @ Pittsburgh Pirates

Forbes Field, Pittsburgh, PA

Fri May 31 1968, 7:05 PM EDT

Att. 7,301 - Unknown

livebaseballscorecards.com

AB	**0**
R	**0**
H	**0**
RBI	**0**
BB	**0**
SO	**0**
LOB	**0**

WP: 0 PA: 0
PB: 0
SB: 0
CS: 0

PITCHER	IP	WLS	BF	H	R	ER	SO	BB	IBB	HBP	BLK	WP	HR	S	P	ERA	WHIP
Phil Niekro, R (1, 1) ERA: 3.69	0.0	W	0	0	0	0	0	0	0	0	0	0	0	0	0	∞	∞

PITCHER	IP	WLS	BF	H	R	ER	SO	BB	IBB	HBP	BLK	WP	HR	S	P	ERA	WHIP

Batter	1	2	3	4	5	6	7	8	9	AB	R	H	RBI	BB	SO	LOB
Felipe Alou, R (1, 8) OBP: 0.351, SLG: 0.477										0	0	0	0	0	0	0
Sonny Jackson, L (1, 6) OBP: 0.292, SLG: 0.269										0	0	0	0	0	0	0
Hank Aaron, R (1, 9) OBP: 0.343, SLG: 0.494										0	0	0	0	0	0	0
Joe Torre, R (1, 2) OBP: 0.347, SLG: 0.500										0	0	0	0	0	0	0
Tito Francona, L (1, 7) OBP: 0.421, SLG: 0.405										0	0	0	0	0	0	0
Deron Johnson, R (1, 3) OBP: 0.236, SLG: 0.247										0	0	0	0	0	0	0
Clete Boyer, R (1, 5) OBP: 0.273, SLG: 0.314										0	0	0	0	0	0	0
Felix Millan, R (1, 4) OBP: 0.317, SLG: 0.324										0	0	0	0	0	0	0
Dick Kelley, R (1, 1) OBP: 0.250, SLG: 0.077										0	0	0	0	0	0	0
Inning Stats										1B: 0 2B: 0 3B: 0 HR: 0		SF: 0 SAC: 0 DP: 0 HBP: 0				

Atlanta Braves @ Pittsburgh Pirates

Forbes Field, Pittsburgh, PA

Sun Jun 02 1968, 3:33 AM EDT

Unknown

TOP

livebaseballscorecards.com

AB	0
R	0
H	0
RBI	0
BB	0
SO	0
LOB	0

WP: 0 PA: 0
PB: 0
SB: 0
CS: 0

PITCHER	IP	WLS	BF	H	R	ER	SO	BB	IBB	HBP	BLK	WP	HR	S	P	ERA	WHIP
Tommie Sisk, R (1, 1) ERA: 2.45	0.0		0	0	0	0	0	0	0	0	0	0	0	0	0	∞	∞

PITCHER	IP	WLS	BF	H	R	ER	SO	BB	IBB	HBP	BLK	WP	HR	S	P	ERA	WHIP

Batter	1	2	3	4	5	6	7	8	9	AB	R	H	RBI	BB	SO	LOB
Maury Wills, S (1, 5) OBP: 0.281, SLG: 0.256										0	0	0	0	0	0	0
Manny Mota, R (1, 8) OBP: 0.302, SLG: 0.323										0	0	0	0	0	0	0
Willie Stargell, L (1, 3) OBP: 0.322, SLG: 0.489										0	0	0	0	0	0	0
Roberto Clemente, R (1, 9) OBP: 0.255, SLG: 0.399										0	0	0	0	0	0	0
Bill Mazeroski, R (1, 4) OBP: 0.291, SLG: 0.262										0	0	0	0	0	0	0
Jose Pagan, R (1, 7) OBP: 0.162, SLG: 0.200										0	0	0	0	0	0	0
Gene Alley, R (1, 6) OBP: 0.294, SLG: 0.297										0	0	0	0	0	0	0
Carl Taylor, R (1, 2) OBP: 0.231, SLG: 0.231										0	0	0	0	0	0	0
Tommie Sisk, R (1, 1) OBP: 0.250, SLG: 0.143										0	0	0	0	0	0	0
Inning Stats										1B: 0 2B: 0 3B: 0 HR: 0		SF: 0 SAC: 0 DP: 0 HBP: 0		WP: 0 PB: 0 SB: 0 CS: 0		PA: 0

BOTTOM

Atlanta Braves @ Pittsburgh Pirates

Forbes Field, Pittsburgh, PA

Sun Jun 02 1968, 3:33 AM EDT

Unknown

livebaseballscorecards.com

AB	**0**
R	**0**
H	**0**
RBI	**0**
BB	**0**
SO	**0**
LOB	**0**

PITCHER		IP	WLS	BF	H	R	ER	SO	BB	IBB	HBP	BLK	WP	HR	S	P	ERA	WHIP
Dick Kelley, L ERA: 2.6	(1, 1)	0.0		0	0	0	0	0	0	0	0	0	0	0	0	0	∞	∞

PITCHER	IP	WLS	BF	H	R	ER	SO	BB	IBB	HBP	BLK	WP	HR	S	P	ERA	WHIP

Batter	1	2	3	4	5	6	7	8	9	AB	R	H	RBI	BB	SO	LOB
Felipe Alou, R (1, 8) OBP: 0.362, SLG: 0.485										0	0	0	0	0	0	0
Felix Millan, R (1, 4) OBP: 0.332, SLG: 0.341										0	0	0	0	0	0	0
Hank Aaron, R (1, 9) OBP: 0.350, SLG: 0.492										0	0	0	0	0	0	0
Tito Francona, L (1, 7) OBP: 0.434, SLG: 0.434										0	0	0	0	0	0	0
Deron Johnson, R (1, 3) OBP: 0.243, SLG: 0.248										0	0	0	0	0	0	0
Sonny Jackson, L (1, 6) OBP: 0.289, SLG: 0.267										0	0	0	0	0	0	0
Clete Boyer, R (1, 5) OBP: 0.265, SLG: 0.304										0	0	0	0	0	0	0
Bob Tillman, R (1, 2) OBP: 0.221, SLG: 0.262										0	0	0	0	0	0	0
Pat Jarvis, R (1, 1) OBP: 0.138, SLG: 0.107										0	0	0	0	0	0	0
Inning Stats										1B: 0 2B: 0 3B: 0 HR: 0		SF: 0 SAC: 0 DP: 0 HBP: 0		WP: 0 PB: 0 SB: 0 CS: 0		PA: 0

Atlanta Braves @ Pittsburgh Pirates

Forbes Field, Pittsburgh, PA

Sun Jun 02 1968, 3:38 AM EDT

Att. 21,491 - Unknown

TOP

livebaseballscorecards.com

AB	0
R	0
H	0
RBI	0
BB	0
SO	0
LOB	0

PITCHER	IP	WLS	BF	H	R	ER	SO	BB	IBB	HBP	BLK	WP	HR	S	P	ERA	WHIP
Steve Blass, R (1, 1) ERA: 3.06	0.0		0	0	0	0	0	0	0	0	0	0	0	0	0	∞	∞

PITCHER	IP	WLS	BF	H	R	ER	SO	BB	IBB	HBP	BLK	WP	HR	S	P	ERA	WHIP

Batter	1	2	3	4	5	6	7	8	9	AB	R	H	RBI	BB	SO	LOB
Matty Alou, L (1, 8) OBP: 0.409, SLG: 0.409										0	0	0	0	0	0	0
Manny Mota, R (1, 7) OBP: 0.300, SLG: 0.330										0	0	0	0	0	0	0
Willie Stargell, L (1, 3) OBP: 0.338, SLG: 0.527										0	0	0	0	0	0	0
Roberto Clemente, R (1, 9) OBP: 0.265, SLG: 0.404										0	0	0	0	0	0	0
Bill Mazeroski, R (1, 4) OBP: 0.288, SLG: 0.260										0	0	0	0	0	0	0
Gary Kolb, L (1, 5) OBP: 0.250, SLG: 0.273										0	0	0	0	0	0	0
Gene Alley, R (1, 6) OBP: 0.299, SLG: 0.298										0	0	0	0	0	0	0
Carl Taylor, R (1, 2) OBP: 0.235, SLG: 0.235										0	0	0	0	0	0	0
Steve Blass, R (1, 1)										0	0	0	0	0	0	0
Inning Stats										1B: 0 2B: 0 3B: 0 HR: 0		SF: 0 SAC: 0 DP: 0 HBP: 0		WP: 0 PB: 0 SB: 0 CS: 0		PA: 0

BOTTOM

Atlanta Braves @ Pittsburgh Pirates

Forbes Field, Pittsburgh, PA

Sun Jun 02 1968, 3:38 AM EDT

Att. 21,491 - Unknown

livebaseballscorecards.com

AB	**0**
R	**0**
H	**0**
RBI	**0**
BB	**0**
SO	**0**
LOB	**0**

PITCHER	IP	WLS	BF	H	R	ER	SO	BB	IBB	HBP	BLK	WP	HR	S	P	ERA	WHIP
Pat Jarvis, R (1, 1) ERA: 1.73	0.0	W	0	0	0	0	0	0	0	0	0	0	0	0	0	∞	∞

PITCHER	IP	WLS	BF	H	R	ER	SO	BB	IBB	HBP	BLK	WP	HR	S	P	ERA	WHIP

Atlanta Braves @ Cincinnati Reds

Crosley Field, Cincinnati, OH

Mon Jun 03 1968, 7:05 PM EDT

Att. 5,564 - Unknown

TOP

livebaseballscorecards.com

Batter	1	2	3	4	5	6	7	8	9	AB	R	H	RBI	BB	SO	LOB
Felipe Alou, R (1, 8) OBP: 0.368, SLG: 0.481	BBBB 4-0 1B BB			x 0-0 ① 1-3		H 1-0 FC2-6 HBP		x 0-0 ① 1-3		2	0	0	0	1	0	0
Felix Millan, R (1, 4) OBP: 0.337, SLG: 0.356	x 0-0 ① G4-3 1-3 1B			x 0-0 ② 4-3		x 0-0 ① FC2-6 FC6-4 1-2f		x 0-0 ② F7		4	0	1	0	0	0	1
Hank Aaron, R (1, 9) OBP: 0.344, SLG: 0.478	x 0-0 ②③ G4-3 1-2f			x 0-0 HR 1B		x 0-0 ② FC6-4 S 1B 1-2f		x 0-0 ③ 5-3		4	2	1	0	0	0	2
Joe Torre, R (1, 2) OBP: 0.362, SLG: 0.537		x 0-0 ① L8		x 0-0 1-H HR		BBBB 4-0 1B 1-2 BB			SSS 0-3 ① K	3	1	1	2	1	1	0
Tito Francona, L (1, 7) OBP: 0.425, SLG: 0.416 Mike Lum, L (9, PR) OBP: 0.288, SLG: 0.327 (9, 7)		x 0-0 ② 6-3		x 0-0 ③ 3-1		x 0-0 1-3 2-H 1B			BBBB 4-0 CS BB	3	0	1	1	1	0	0
										0	0	0	0	0	0	0
Deron Johnson, R (1, 3) OBP: 0.266, SLG: 0.266		x 0-0 ③ 6-3			SSS 0-3 ① K	SSS 0-3 ③ K			BBBB 4-0 ② 1-2 1B BB	3	0	0	0	1	2	2
Clete Boyer, R (1, 5) OBP: 0.263, SLG: 0.299			x 0-0 ① 5-3		x 0-0 ② 6-3		SSS 0-3 ① K		x 0-0 1-2 1B	4	0	1	0	0	1	0
Sonny Jackson, L (1, 6) OBP: 0.291, SLG: 0.270			x 0-0 ② 1-3		x 0-0 1B		x 0-0 ② L7		x 0-0 ③ 1-3	4	0	1	0	0	0	2
Ken Johnson, R (1, 1) OBP: 0.100, SLG: 0.100 Sandy Valdespino, L (7, PH) OBP: 0.333, SLG: 0.293 Claude Raymond, R (7, 1)			SSS 0-3 ③ K		SSS 0-3 ③ K		x 0-0 ③ 6-3			2	0	0	0	0	2	1
										1	0	0	0	0	0	0
										0	0	0	0	0	0	0

	AB	30
	R	3
	H	6
	RBI	3
	BB	4
	SO	6
	LOB	8

Inning Stats	1	2	3	4	5	6	7	8	9
	R: 0 H: 1 E: 0 LOB: 0 K: 0 BB: 1 S: 2 P: 6	R: 0 H: 0 E: 0 LOB: 0 K: 0 BB: 0 S: 3 P: 3	R: 0 H: 0 E: 0 LOB: 0 K: 1 BB: 0 S: 5 P: 5	R: 2 H: 2 E: 0 LOB: 0 K: 0 BB: 0 S: 5 P: 5	R: 0 H: 1 E: 0 LOB: 1 K: 2 BB: 0 S: 8 P: 8	R: 1 H: 1 E: 0 LOB: 2 K: 1 BB: 1 S: 6 P: 11	R: 0 H: 0 E: 0 LOB: 0 K: 1 BB: 0 S: 5 P: 5	R: 0 H: 0 E: 0 LOB: 0 K: 0 BB: 0 S: 3 P: 3	R: 0 H: 1 E: 0 LOB: 2 K: 1 BB: 2 S: 5 P: 13

1B: 5	SF: 0	WP: 0	PA: 35
2B: 0	SAC: 0	PB: 0	
3B: 0	DP: 1	SB: 1	
HR: 1	HBP: 1	CS: 1	

PITCHER		IP	WLS	BF	H	R	ER	SO	BB	IBB	HBP	BLK	WP	HR	S	P	ERA	WHIP
George Culver, R ERA: 2.42	(1, 1)	7.0	L	27	5	3	3	5	2	0	1	0	0	1	34	43	3.86	1.000
Ted Abernathy, R ERA: 0.57	(8, 1)	2.0		8	1	0	0	1	2	0	0	0	0	0	8	16	0.00	1.500

PITCHER	IP	WLS	BF	H	R	ER	SO	BB	IBB	HBP	BLK	WP	HR	S	P	ERA	WHIP

Atlanta Braves @ Cincinnati Reds

Crosley Field, Cincinnati, OH

Mon Jun 03 1968, 7:05 PM EDT

Att. 5,564 - Unknown

BOTTOM

Batter	1	2	3	4	5	6	7	8	9	AB	R	H	RBI	BB	SO	LOB
Pete Rose, S (1, 9) OBP: 0.419, SLG: 0.517	2B		L4			F8	4-3			4	1	1	0	0	0	3
Tommy Helms, R (1, 4) OBP: 0.324, SLG: 0.410	G3 1B 2B; 2-H		F9			F7		6-3		4	1	1	1	0	0	0
Vada Pinson, L (1, 8) OBP: 0.330, SLG: 0.411	G3; 2-3		4-3			BBBB 4-0 FC4-6 BB		P5		3	0	0	0	1	0	1
Alex Johnson, R (1, 7) OBP: 0.363, SLG: 0.399	1-3 1B; 3-H			F8		FC4-6; 1-2f		SSS 0-3 K		4	0	1	1	0	1	1
Fred Whitfield, L (1, 3) OBP: 0.204, SLG: 0.173	1-3; 1-2			F9			SSS 0-3 K		F7	4	0	0	0	0	1	1
Tony Perez, R (1, 5) OBP: 0.305, SLG: 0.365	F2			F8			E 1B		1B	4	0	2	0	0	0	1
Giraldo Ruiz, S (9, PR) OBP: 0.457, SLG: 0.367										0	0	0	0	0	0	0
Johnny Bench, R (1, 2) OBP: 0.285, SLG: 0.405		6-3		SSS 0-3 K			E8 1-3 1B		P6	4	0	1	0	0	1	1
Leo Cardenas, R (1, 6) OBP: 0.224, SLG: 0.199		4-3		F3			IBB	SSS 0-3 K		2	0	0	0	1	0	0
Don Pavletich, R (9, PH) OBP: 0.130, SLG: 0.130										1	0	0	0	0	1	1
George Culver, R (1, 1) OBP: 0.045, SLG: 0.091		3-1		F9			SSS 0-3 K			2	0	0	0	0	0	0
Mack Jones, L (7, PH) OBP: 0.333, SLG: 0.167										1	0	0	0	0	1	3
Ted Abernathy, R (8, 1)										0	0	0	0	0	0	0

Inning Stats	1	2	3	4	5	6	7	8	9
	R: 2 H: 3 E: 0 LOB: 1 K: 0 BB: 0 S: 6 P: 6	R: 0 H: 0 E: 0 LOB: 0 K: 0 BB: 0 S: 3 P: 3	R: 0 H: 0 E: 0 LOB: 0 K: 0 BB: 0 S: 3 P: 3	R: 0 H: 0 E: 0 LOB: 0 K: 0 BB: 0 S: 3 P: 3	R: 0 H: 0 E: 0 LOB: 0 K: 1 BB: 0 S: 5 P: 5	R: 0 H: 0 E: 0 LOB: 1 K: 0 BB: 1 S: 3 P: 7	R: 0 H: 2 E: 1 LOB: 3 K: 2 BB: 1 S: 9 P: 13	R: 0 H: 0 E: 0 LOB: 0 K: 1 BB: 0 S: 5 P: 5	R: 0 H: 1 E: 0 LOB: 1 K: 1 BB: 0 S: 6 P: 6

	AB	R	H	RBI	BB	SO	LOB
	33	2	6	2	2	5	12

	1B	SF	WP	PA
	4	0	0	35
	2	0	0	
	0	0	0	
	0	0	0	
	0	0	0	

	2B	SAC	PB	
	2	0	0	

	3B	DP	SB	
	0	0	0	

	HR	HBP	CS	
	0	0	0	

livebaseballscorecards.com

PITCHER		IP	WLS	BF	H	R	ER	SO	BB	IBB	HBP	BLK	WP	HR	S	P	ERA	WHIP
Ken Johnson, R (1, 1) ERA: 2.59		6.0	W	22	3	2	2	1	1	0	0	0	0	0	23	27	3.00	0.667
Claude Raymond, R (7, 1) ERA: 1.77		3.0	S	13	3	0	0	4	0	1	0	0	0	0	20	24	0.00	1.000

PITCHER	IP	WLS	BF	H	R	ER	SO	BB	IBB	HBP	BLK	WP	HR	S	P	ERA	WHIP

Atlanta Braves @ Cincinnati Reds

Crosley Field, Cincinnati, OH

Wed Jun 05 1968, 7:05 PM EDT

Att. 7,357 - Unknown

TOP

livebaseballscorecards.com

Batter	1	2	3	4	5	6	7	8	9	AB	R	H	RBI	BB	SO	LOB
Felipe Alou, R (1, 8) OBP: 0.372, SLG: 0.479	P3		F7			1B		5-3		4	0	1	0	0	0	2
Sonny Jackson, L (1, 6) OBP: 0.286, SLG: 0.265	F8			F7		F8			F9	4	0	0	0	0	0	1
Tito Francona, L (1, 7) OBP: 0.409, SLG: 0.398	F9			K			K		K	3	0	0	0	0	2	0
Skip Guinn, R (7, 1)										0	0	0	0	0	0	0
Sandy Valdespino, L (9, PH) OBP: 0.330, SLG: 0.289				K						1	0	0	0	0	1	0
Joe Torre, R (1, 3) OBP: 0.348, SLG: 0.508		F9		K			2B		BB	3	0	1	0	1	1	0
Felix Millan, R (1, 4) OBP: 0.333, SLG: 0.357		F6			4-3		F9		F2	4	0	0	0	0	0	2
Clete Boyer, R (1, 5) OBP: 0.263, SLG: 0.295		K			P4		P3			3	0	0	0	0	1	1
Mike Lum, L (1, 9) OBP: 0.291, SLG: 0.314			K		F2			G6-4-3 E BB		2	0	0	0	1	1	0
Bob Tillman, R (1, 2) OBP: 0.232, SLG: 0.271			SH1-4 1B			P4		FC6 G6-4-3 1-2		3	0	1	0	0	0	1
Phil Niekro, R (1, 1) OBP: 0.136, SLG: 0.273			SH1-4 1-2			F2		G6-4-3 1-2f 2-3		0	0	0	0	0	0	0
Clay Carroll, R (5, 1)										0	0	0	0	0	0	0
Tommie Aaron, R (7, 7) OBP: 0.356, SLG: 0.380										1	0	0	0	0	0	2

	AB	R	H	RBI	BB	SO	LOB
	28	0	3	0	2	6	9

Inning Stats	1	2	3	4	5	6	7	8	9
R	0	0	0	0	0	0	0	0	0
E	0	0	0	0	0	0	0	1	0
K	0	1	1	2	0	0	1	0	1
S	3	5	6	7	3	4	6	3	5
H	0	0	1	0	0	1	1	0	0
LOB	0	0	1	0	0	1	1	1	1
BB	0	0	0	0	0	0	0	1	1
P	3	5	6	7	3	4	6	7	9

	1B	SF	WP	PA
	2	0	0	32
	2B	SAC	PB	
	1	1	0	
	3B	DP	SB	
	0	1	0	
	HR	HBP	CS	
	0	0	0	

PITCHER	IP	WLS	BF	H	R	ER	SO	BB	IBB	HBP	BLK	WP	HR	S	P	ERA	WHIP
Gary Nolan, R (1, 1) ERA: 1.2	9.0	W	32	3	0	0	6	2	0	0	0	0	0	42	50	0.00	0.556

PITCHER	IP	WLS	BF	H	R	ER	SO	BB	IBB	HBP	BLK	WP	HR	S	P	ERA	WHIP

Batter	1	2	3	4	5	6	7	8	9	AB	R	H	RBI	BB	SO	LOB
Pete Rose, S (1, 9) OBP: 0.416, SLG: 0.505	BBBB 4-0 1B BB		x 0-0 ① F8		K 4-0 BB		x 0-0 ③ 6-3			3	0	0	0	2	1	0
Tommy Helms, R (1, 4) OBP: 0.319, SLG: 0.401	x 0-0 ① F7		x 0-0 ② F8		1B S FC 1B 4-3			x 0-0 ① F3		5	1	1	0	0	0	3
Vada Pinson, L (1, 8) OBP: 0.330, SLG: 0.407	x 0-0 ② F8		x 0-0 PO 1B		x 0-0 FC S 1-3 1B 1B	x 0-0 ① F8		x 0-0 ② F7		5	1	2	0	0	0	1
Alex Johnson, R (1, 7) OBP: 0.362, SLG: 0.393	x 0-0 1-3 1B		0-0 ③ PO 1-2	SSS 0-3 K HR	x 0-0 FC HBP 1-3 3-H 1B	SSS 0-3 ② K		x 0-0 FC5-4 1B		5	2	2	1	0	2	1
Lee May, R (1, 3) OBP: 0.326, SLG: 0.411	x 0-0 ③ F8			x 0-0 1-H HR	H 1-0 1-2 1B HBP	x 0-0 HR 1B		x 0-0 ③ FC5-4 1-2f		4	3	2	2	0	0	3
Tony Perez, R (1, 5) OBP: 0.317, SLG: 0.385		SSS 0-3 ① K		H 1-0 FC6-4 HBP	x 0-0 1B 1-2 2-H 3-H 1B	x 0-0 1-H HR				3	2	2	4	0	1	0
Johnny Bench, R (1, 2) OBP: 0.283, SLG: 0.398		x 0-0 1B	x 0-0 ① F7		x 0-0 1-3 2-H 1B	x 0-0 ③ F8				4	1	2	1	0	0	1
Leo Cardenas, R (1, 6) OBP: 0.221, SLG: 0.197		x 0-0 ② F3	SSS 0-3 ② K		x 0-0 4-3 2-H 3-H 1B		x 0-0 ① 5-3			4	0	1	2	0	1	2
Gary Nolan, R (1, 1)		SSS 0-3 ③ K	x 0-0 ③ FC6-4 1-2f		x 0-0 ② 4-3 2-3		SSS 0-3 ② K			4	0	0	0	0	2	3
Inning Stats	R: 0 E: 0 K: 0 S: 4 H: 1 LOB: 2 BB: 1 P: 8	R: 0 E: 0 K: 2 S: 8 H: 1 LOB: 1 BB: 0 P: 8	R: 0 E: 0 K: 0 S: 3 H: 1 LOB: 0 BB: 0 P: 3	R: 2 E: 0 K: 2 S: 9 H: 1 LOB: 1 BB: 0 P: 10	R: 6 E: 0 K: 1 S: 11 H: 5 LOB: 2 BB: 1 P: 16	R: 2 E: 0 K: 1 S: 7 H: 2 LOB: 0 BB: 0 P: 7	R: 0 E: 0 K: 1 S: 5 H: 0 LOB: 0 BB: 0 P: 5	R: 0 E: 0 K: 0 S: 4 H: 1 LOB: 1 BB: 0 P: 4		1B: 10 2B: 0 3B: 0 HR: 2	SF: 0 SAC: 0 DP: 0 HBP: 2					

PITCHER		IP	WLS	BF	H	R	ER	SO	BB	IBB	HBP	BLK	WP	HR	S	P	ERA	WHIP
Phil Niekro, R ERA: 3.86	(1, 1)	4.1	L	24	7	7	6	5	1	0	2	0	0	1	31	37	12.46	1.846
Clay Carroll, R ERA: 4.84	(5, 1)	1.2		10	4	3	3	1	1	0	0	0	0	1	11	15	16.20	3.000
Skip Guinn, L ERA: 3.6	(7, 1)	2.0		7	1	0	0	1	0	0	0	0	0	0	9	9	0.00	0.500

PITCHER	IP	WLS	BF	H	R	ER	SO	BB	IBB	HBP	BLK	WP	HR	S	P	ERA	WHIP

Atlanta Braves @ Cincinnati Reds

Crosley Field, Cincinnati, OH

Wed Jun 05 1968, 7:05 PM EDT

Att. 7,357 - Unknown

BOTTOM

livebaseballscorecards.com

AB	37
R	10
H	12
RBI	10
BB	2
SO	7
LOB	14

1B: 10	SF: 0	WP: 0	PA: 42
2B: 0	SAC: 0	PB: 1	
3B: 0	DP: 0	SB: 2	
HR: 2	HBP: 2	CS: 0	

Atlanta Braves @ Chicago Cubs

Wrigley Field, Chicago, IL

Fri Jun 07 1968, 3:33 AM CDT

Att. 6,553 - Cloudy - 85 F

TOP

livebaseballscorecards.com

Batter	1	2	3	4	5	6	7	8	9	AB	R	H	RBI	BB	SO	LOB
Felipe Alou, R (1, 8) OBP: 0.373, SLG: 0.489	K	F8		K		HR		FC6-2 IBB		4	1	1	2	1	2	0
Sonny Jackson, L (1, 6) OBP: 0.284, SLG: 0.263	G3	P6			F7	1B		FC6-2 FC6-4		5	0	1	0	0	0	2
Felix Millan, R (1, 4) OBP: 0.340, SLG: 0.368	1B 2B 1B	1B			2B	6-3		FC6-4		5	1	3	0	0	0	3
Joe Torre, R (1, 2) OBP: 0.366, SLG: 0.508	2B 1B	K			G6-4-3 HBP		SH3 1B		F8	4	1	2	0	0	1	1
Tito Francona, L (1, 7) OBP: 0.407, SLG: 0.406 Cecil Upshaw, R (6, 1) OBP: 0.333, SLG: 0.333	BB 1B 2B	6-3			G6-4-3		SH3		F8 1B	3 1	1 0	1 1	2 0	0 0	0 0	2 0
Deron Johnson, R (1, 3) OBP: 0.271, SLG: 0.265	BB 1B BB	P4				FC3-6 4-3 1B	K		F9	4	2	1	0	1	1	2
Clete Boyer, R (1, 5) OBP: 0.267, SLG: 0.294	1B BB	5-3				FC3-6	F8		F8	4	0	1	0	1	0	2
Mike Lum, L (1, 9) OBP: 0.305, SLG: 0.345	FC4 1B			F9		FC3-6 4-3 HR		G3 FC6-2 2B		4	1	2	2	0	0	2
Pat Jarvis, R (1, 1) OBP: 0.152, SLG: 0.097 Jim Britton, R (5, 1) OBP: 0.400, SLG: 0.400 Tommie Aaron, R (6, PH) OBP: 0.348, SLG: 0.370 (6, 7)	FC4			K		4-3		G3		2 0 2	0 0 0	0 0 1	0 0 0	0 0 0	1 0 0	2 0 2
Inning Stats	R: 4 E: 0 K: 1 S: 9 H: 4 LOB: 2 BB: 2 P: 17	R: 0 E: 0 K: 1 S: 6 H: 1 LOB: 1 BB: 0 P: 6	R: 0 E: 0 K: 0 S: 3 H: 0 LOB: 0 BB: 0 P: 3	R: 0 E: 0 K: 2 S: 7 H: 0 LOB: 0 BB: 0 P: 7	R: 0 E: 0 K: 0 S: 3 H: 1 LOB: 1 BB: 0 P: 4	R: 3 E: 0 K: 0 S: 7 H: 4 LOB: 1 BB: 0 P: 7	R: 0 E: 0 K: 1 S: 6 H: 1 LOB: 1 BB: 0 P: 6	R: 0 E: 0 K: 0 S: 4 H: 1 LOB: 2 BB: 1 P: 8	R: 0 E: 0 K: 0 S: 4 H: 1 LOB: 1 BB: 0 P: 4	1B: 9 2B: 3 3B: 0 HR: 1 SF: 0 SAC: 1 DP: 1 HBP: 1						

AB	38																		
R	7																		
H	13																		
RBI	7																		
BB	3																		
SO	5																		
LOB	18																		

WP: 0 PB: 0 SB: 0 CS: 0 PA: 43

PITCHER		IP	WLS	BF	H	R	ER	SO	BB	IBB	HBP	BLK	WP	HR	S	P	ERA	WHIP
Joe Niekro, R ERA: 5.27	(1, 1)	0.2		8	4	4	4	1	2	0	0	0	0	0	8	16	54.00	9.000
Jack Lamabe, R ERA: 4.73	(1, 1)	3.1		11	1	0	0	3	0	0	0	0	0	0	17	17	0.00	0.300
Ramon Hernandez, L ERA: 9.0	(5, 1)	1.1		7	3	2	2	0	0	0	1	0	0	0	6	7	13.50	2.250
Frank Reberger, R ERA: 3.38	(6, 1)	0.2	L	4	2	1	1	0	0	0	0	0	0	1	4	4	13.50	3.000
Chuck Hartenstein, R ERA: 3.91	(7, 1)	2.0		9	2	0	0	1	0	1	0	0	0	0	10	14	0.00	1.000

PITCHER		IP	WLS	BF	H	R	ER	SO	BB	IBB	HBP	BLK	WP	HR	S	P	ERA	WHIP
Phil Regan, R ERA: 3.22	(9, 1)	1.0		4	1	0	0	0	0	0	0	0	0	0	4	4	0.00	1.000

Atlanta Braves @ Chicago Cubs

Wrigley Field, Chicago, IL

Fri Jun 07 1968, 3:33 AM CDT

Att. 6,553 - Cloudy - 85 F

livebaseballscorecards.com

BOTTOM

Batter	1	2	3	4	5	6	7	8	9	AB	R	H	RBI	BB	SO	LOB
Adolfo Phillips, R (1, 8) OBP: 0.298, SLG: 0.369	S S S 0-3 ① K		x 0-0 ② F7		x 0-0 HR	x 0-0 ② F7			B B B B 4-0 3-1 SH1 BB	4	1	1	1	1	1	0
Glenn Beckert, R (1, 4) OBP: 0.275, SLG: 0.332	x 0-0 ② F9		x 0-0 ③ 6-3		x 0-0 3B 1B	S S S 0-3 ③ K			x 0-0 ① SH1 1-2	4	1	1	0	0	1	0
Billy Williams, L (1, 7) OBP: 0.323, SLG: 0.472	x 0-0 ③ 3-1			x 0-0 ① 4-3	x 0-0 14 2B 1-H 3B		x 0-0 ① 4-3		x 0-0 ② 3-1 2-3	5	1	1	1	0	0	1
Ron Santo, R (1, 5) OBP: 0.373, SLG: 0.492		x 0-0 ① F8		x 0-0 14 1B 3B	B B B 4-0 14 2B BB		x 0-0 1B		x 0-0 ③ P4	4	2	2	0	1	0	1
14 Ernie Banks, R (1, 3) OBP: 0.299, SLG: 0.466		x 0-0 ② 5-3		x 0-0 1B 2B 3-H 1B	x 0-0 SH1-2 1-H 3-H 2B		x 0-0 ② F8			4	1	2	3	0	0	1
Al Spangler, L (1, 9) OBP: 0.348, SLG: 0.381		x 0-0 E 1B		x 0-0 ① 2B 1-2 1B	x 0-0 ① SH1-2 2-3		x 0-0 ③ F7			3	0	2	0	0	0	1
Randy Hundley, R (1, 2) OBP: 0.296, SLG: 0.343		x 0-0 E6 1-3		x 0-0 ② P4	x 0-0 ② 5-3			x 0-0 ① 5-3		4	0	0	0	0	0	4
Jose Arcia, R (1, 6) OBP: 0.222, SLG: 0.333		x 0-0 ③ F8		x 0-0 1-3 2-H 2B	x 0-0 ③ 4-3			x 0-0 ② 6-3		4	0	1	1	0	0	3
Joe Niekro, R (1, 1) OBP: 0.143, SLG: 0.133 Jack Lamabe, R (1, 1) Dick Nen, L (4, PH) OBP: 0.143, SLG: 0.300 Ramon Hernandez, S (0, 1) Frank Reberger, L (0, 1) Don Kessinger, S (0, PH) OBP: 0.000, SLG: 0.000 Chuck Hartenstein, R (7, 1) Lou Johnson, R (8, PH) OBP: 0.143, SLG: 0.385 Phil Regan, R (0, 1) OBP: 0.000, SLG: 0.250			S S S 0-3 ① K	x 0-0 ③ F5		x 0-0 ① 4-3		x 0-0 ③ 1-3		0 0 0 0 0 0 0 1 0 0 0 0 1 0 1 0 0 0 0 0 2 0 0 0 0 0 0 0 0 0 0 0 0 0 0 1 0 0 0 0 0 0 0 0 0 0 0 0 0 1 0 0 0 0 0 0 0 0 0 0 0 0 0						
Inning Stats	R: 0 H: 0 E: 0 LOB: 0 K: 1 BB: 0 S: 5 P: 5	R: 0 H: 1 E: 1 LOB: 2 K: 0 BB: 0 S: 5 P: 5	R: 0 H: 0 E: 0 LOB: 0 K: 1 BB: 0 S: 5 P: 5	R: 2 H: 4 E: 0 LOB: 2 K: 0 BB: 0 S: 7 P: 7	R: 4 H: 4 E: 0 LOB: 1 K: 0 BB: 1 S: 7 P: 11	R: 0 H: 0 E: 0 LOB: 0 K: 1 BB: 0 S: 5 P: 5	R: 0 H: 1 E: 0 LOB: 1 K: 0 BB: 0 S: 4 P: 4	R: 0 H: 0 E: 0 LOB: 0 K: 0 BB: 0 S: 3 P: 3	R: 0 H: 0 E: 0 LOB: 1 K: 0 BB: 1 S: 3 P: 7						

AB	36
R	6
H	10
RBI	6
BB	2
SO	3
LOB	13

1B: 5	SF: 0	WP: 0	PA: 40																					
2B: 2	SAC: 2	PB: 0																						
3B: 2	DP: 0	SB: 0																						
HR: 1	HBP: 0	CS: 0																						

PITCHER		IP	WLS	BF	H	R	ER	SO	BB	IBB	HBP	BLK	WP	HR	S	P	ERA	WHIP
Pat Jarvis, R ERA: 2.2	(1, 1)	4.0		20	7	4	4	2	0	0	0	0	0	1	24	24	9.00	1.750
Jim Britton, R ERA: 3.8	(5, 1)	1.0		6	2	2	2	0	1	0	0	0	0	0	5	9	18.00	3.000
Cecil Upshaw, R ERA: 3.5	(6, 1)	4.0	W	14	1	0	0	1	1	0	0	0	0	0	15	19	0.00	0.500

PITCHER	IP	WLS	BF	H	R	ER	SO	BB	IBB	HBP	BLK	WP	HR	S	P	ERA	WHIP

Batter	1	2	3	4	5	6	7	8	9	AB	R	H	RBI	BB	SO	LOB
Felipe Alou, R (1, 8) OBP: 0.373, SLG: 0.487	S S S 0-3 ① K		x 0-0 ③ 6-3		x 0-0 CS 1B		x 0-0 1B		x 0-0 ③ 1-3	5	0	2	0	0	1	1
Felix Millan, R (1, 4) OBP: 0.333, SLG: 0.361	x 0-0 ② 5-3			x 0-0 ① 1-3	x 0-0 ① ② 5-3 1-2		x 0-0 ③ F3			4	0	0	0	0	0	2
Hank Aaron, R (1, 9) OBP: 0.332, SLG: 0.459	x 0-0 ③ 6-3			x 0-0 ② F8	S S S 0-3 ③ K			x 0-0 ① F7		4	0	0	0	0	1	0
Joe Torre, R (1, 2) OBP: 0.387, SLG: 0.603		x 0-0 ① 5-3		B B B 4-0 2B 1B BB		x 0-0 HR		x 0-0 HR		3	3	2	2	1	0	0
Deron Johnson, R (1, 3) OBP: 0.277, SLG: 0.289		x 0-0 ② F7		x 0-0 1B 1-3 BB 2B		S S S 0-3 ① K		x 0-0 4-3 2B		4	1	2	0	0	1	0
Clete Boyer, R (1, 5) OBP: 0.267, SLG: 0.289		S S S 0-3 ③ K		4-0 BB 1B IBB		x 0-0 ② P3		x 0-0 ② 4-3 2-3		3	0	0	0	1	1	1
Mike Lum, L (1, 7) OBP: 0.302, SLG: 0.339			x 0-0 ① F7	x 0-0 BB 1-2 2-3 3-H 1B		x 0-0 ③ F7		x 0-0 ③ 4-3		4	0	1	1	0	0	1
Marty Martinez, S (1, 6) OBP: 0.278, SLG: 0.212			x 0-0 1B	B B B 4-0 1-2 2-3 3-H BB			x 0-0 ① 6-3		x 0-0 ① 6-3	3	0	1	1	1	0	0
Ken Johnson, R (1, 1) OBP: 0.083, SLG: 0.083 Claude Raymond, R (9, 1)			S S S 0-3 ② K	S S S 0-3 ③ K			S S S 0-3 ② K		x 0-0 ② 5-3	4 0	0 0	0 0	0 0	0 0	3 0	4 0
Inning Stats	R: 0 E: 0 K: 1 S: 5 H: 0 LOB: 0 BB: 0 P: 5	R: 0 E: 0 K: 1 S: 5 H: 0 LOB: 0 BB: 0 P: 5	R: 0 E: 0 K: 1 S: 6 H: 1 LOB: 1 BB: 0 P: 6	R: 2 E: 0 K: 1 S: 7 H: 2 LOB: 3 BB: 3 P: 19	R: 0 E: 0 K: 1 S: 5 H: 1 LOB: 0 BB: 0 P: 5	R: 1 E: 0 K: 1 S: 6 H: 1 LOB: 0 BB: 0 P: 6	R: 0 E: 0 K: 1 S: 6 H: 1 LOB: 1 BB: 0 P: 6	R: 1 E: 0 K: 0 S: 5 H: 2 LOB: 1 BB: 0 P: 5	R: 0 E: 0 K: 0 S: 3 H: 0 LOB: 0 BB: 0 P: 3	1B: 4 2B: 2 3B: 0 HR: 2	SF: 0 SAC: 0 DP: 0 HBP: 0						

TOP

Atlanta Braves @ Chicago Cubs

Wrigley Field, Chicago, IL

Sun Jun 09 1968, 3:33 AM CDT

Sunny - 85 F

livebaseballscorecards.com

AB	34
R	4
H	8
RBI	4
BB	3
SO	7
LOB	9

PITCHER		IP	WLS	BF	H	R	ER	SO	BB	IBB	HBP	BLK	WP	HR	S	P	ERA	WHIP
Fergie Jenkins, R ERA: 2.82	(1, 1)	7.0	L	29	6	3	3	7	2	1	0	0	0	1	40	52	3.86	1.143
Chuck Hartenstein, R ERA: 3.95	(8, 1)	2.0		8	2	1	1	0	0	0	0	0	0	1	8	8	4.50	1.000

PITCHER	IP	WLS	BF	H	R	ER	SO	BB	IBB	HBP	BLK	WP	HR	S	P	ERA	WHIP

Atlanta Braves @ Chicago Cubs

Wrigley Field, Chicago, IL

Sun Jun 09 1968, 3:33 AM CDT

Sunny - 85 F

BOTTOM

livebaseballscorecards.com

Batter	1	2	3	4	5	6	7	8	9	AB	R	H	RBI	BB	SO	LOB
Adolfo Phillips, R (1, 8) OBP: 0.295, SLG: 0.364	E6 CS		F9 ②		L6-3 ①② 1-2		1B		K ③ SSS	5	0	1	0	0	1	3
Glenn Beckert, R (1, 4) OBP: 0.274, SLG: 0.335	F8 ①② 1-2		1B 2B		F7 ③		F7 ③			4	0	1	0	0	0	2
Billy Williams, L (1, 7) OBP: 0.326, SLG: 0.481	3B		1B 2-3			P6 ①		F9 ①		4	0	2	0	0	0	0
Ron Santo, R (1, 5) OBP: 0.366, SLG: 0.482	P5 ③		K ③ SSS			K ② SSS		F8 ②		4	0	0	0	0	2	3
14 Ernie Banks, R (1, 3) OBP: 0.298, SLG: 0.461		4-3 ①		L5 ①		1B		K ③ SSS		4	0	1	0	0	1	0
Al Spangler, L (1, 9) OBP: 0.380, SLG: 0.400		F9 ②		1B		1-3 1B			1B BB BBBB 4-0	3	0	2	0	1	0	0
Randy Hundley, R (1, 2) OBP: 0.295, SLG: 0.341		1B		F7 ②		F9 ③			K ① SSS	4	0	1	0	0	1	4
Jose Arcia, R (1, 6) OBP: 0.207, SLG: 0.310 Don Kessinger, S (7, PH) OBP: 0.288, SLG: 0.300 (8, 6)		4-3 ③		F8 ③			G3 ①		1B 1-2	2 2	0 0	0 1	0 0	0 0	0 0	2 0
Fergie Jenkins, R (1, 1) OBP: 0.156, SLG: 0.226 Lou Johnson, R (7, PH) OBP: 0.308, SLG: 0.383 Chuck Hartenstein, R (8, 1) Jim Hickman, R (9, PH) OBP: 0.267, SLG: 0.231			K ① SSS	E1 L6-3			K ② SSS		K ② SSS	2 1 0 1	0 0 0 0	0 0 0 0	0 0 0 0	1 1 0 1	0 0 0 2	0 0 0 0

Inning Stats	1	2	3	4	5	6	7	8	9
	R: 0 E: 1 K: 0 S: 4	R: 0 E: 0 K: 0 S: 4	R: 0 E: 0 K: 2 S: 9	R: 0 E: 0 K: 0 S: 4	R: 0 E: 1 K: 0 S: 3	R: 0 E: 0 K: 1 S: 7	R: 0 E: 0 K: 1 S: 6	R: 0 E: 0 K: 1 S: 5	R: 0 E: 0 K: 3 S: 10
	H: 1 LOB: 1 BB: 0 P: 4	H: 1 LOB: 1 BB: 0 P: 4	H: 2 LOB: 2 BB: 0 P: 9	H: 1 LOB: 1 BB: 0 P: 4	H: 0 LOB: 0 BB: 0 P: 3	H: 2 LOB: 2 BB: 0 P: 7	H: 1 LOB: 1 BB: 0 P: 6	H: 0 LOB: 0 BB: 0 P: 5	H: 1 LOB: 2 BB: 1 P: 14

1B: 7	SF: 0	WP: 0
2B: 2	SAC: 0	PB: 0
3B: 1	DP: 1	SB: 0
HR: 0	HBP: 0	CS: 1

PA: 37

AB	36
R	0
H	9
RBI	0
BB	1
SO	8
LOB	16

PITCHER		IP	WLS	BF	H	R	ER	SO	BB	IBB	HBP	BLK	WP	HR	S	P	ERA	WHIP
Ken Johnson, R ERA: 2.29	(1, 1)	8.0	W	33	8	0	0	5	1	0	0	0	0	0	42	46	0.00	1.125
Claude Raymond, R ERA: 1.69	(9, 1)	1.0	S	4	1	0	0	3	0	0	0	0	0	0	10	10	0.00	1.000

PITCHER	IP	WLS	BF	H	R	ER	SO	BB	IBB	HBP	BLK	WP	HR	S	P	ERA	WHIP

Batter	1	2	3	4	5	6	7	8	9	AB	R	H	RBI	BB	SO	LOB
Felipe Alou, R (1, 8) OBP: 0.374, SLG: 0.482	5-3	6-3 2-3 3-H			BBB 4-0 FC6-4 1B SF9 BB		1B 1B		P4	4	1	1	1	1	0	1
Felix Millan, R (1, 4) OBP: 0.336, SLG: 0.364	HR 1B	5-3			0-0 1-2 FC6-4 1B		F9			4	1	2	0	0	0	2
Hank Aaron, R (1, 9) OBP: 0.335, SLG: 0.475	0-0 1-H HR		6-3		0-0 FC6-4 1-2f 2-3		1-2 1B			4	1	2	2	0	0	2
Joe Torre, R (1, 3) OBP: 0.380, SLG: 0.592	K		1B		0-0 SF9 3-H		1-3			3	0	1	1	0	1	2
Deron Johnson, R (1, 5) OBP: 0.270, SLG: 0.280	K		K		K			F7		4	0	0	0	0	3	2
Mike Lum, L (1, 7) OBP: 0.284, SLG: 0.317		K	F8			5-3		4-3		4	0	0	0	0	1	1
Bob Tillman, R (1, 2) OBP: 0.232, SLG: 0.271		1B 1B 1B		K		P6		P4		4	1	1	0	0	1	0
Marty Martinez, S (1, 6) OBP: 0.275, SLG: 0.216		E 1B 1-2 6-3 1B		6-3		6-3			4-3	4	1	1	0	0	0	0
Ron Reed, R (1, 1) OBP: 0.222, SLG: 0.160		E8 6-3 1-3 2-H 1B		L6			K		K	2	0	1	1	0	0	0
Tony Cloninger, R (5, 1)										1	0	0	0	0	1	0
Tito Francona, L (9, PH) OBP: 0.404, SLG: 0.402										1	0	0	0	0	1	0

TOP

Atlanta Braves @ Chicago Cubs

Wrigley Field, Chicago, IL

Sun Jun 09 1968, 3:38 AM CDT

Att. 34,027 - Unknown

livebaseballscorecards.com

AB	35
R	5
H	9
RBI	5
BB	1
SO	8
LOB	10

Inning Stats	1	2	3	4	5	6	7	8	9
	R: 2 E: 0 K: 2 S: 9	R: 2 E: 1 K: 1 S: 8	R: 0 E: 0 K: 1 S: 6	R: 0 E: 0 K: 1 S: 5	R: 1 E: 0 K: 1 S: 6	R: 0 E: 0 K: 0 S: 3	R: 0 E: 0 K: 1 S: 7	R: 0 E: 0 K: 0 S: 3	R: 0 E: 0 K: 1 S: 5
	H: 2 LOB: 0 BB: 0 P: 9	H: 3 LOB: 1 BB: 0 P: 8	H: 1 LOB: 1 BB: 0 P: 6	H: 0 LOB: 0 BB: 0 P: 5	H: 1 LOB: 1 BB: 1 P: 10	H: 0 LOB: 0 BB: 0 P: 3	H: 2 LOB: 2 BB: 0 P: 7	H: 0 LOB: 0 BB: 0 P: 3	H: 0 LOB: 0 BB: 0 P: 5

1B: 8	SF: 1	WP: 0	PA: 37
2B: 0	SAC: 0	PB: 0	
3B: 0	DP: 0	SB: 0	
HR: 1	HBP: 0	CS: 0	

PITCHER		IP	WLS	BF	H	R	ER	SO	BB	IBB	HBP	BLK	WP	HR	S	P	ERA	WHIP
Bill Hands, R ERA: 2.36	(1, 1)	4.1		21	7	5	4	5	1	0	0	0	0	1	30	34	8.31	1.846
Jack Lamabe, R ERA: 4.11	(5, 1)	2.0		7	1	0	0	2	0	0	0	0	0	0	11	11	0.00	0.500
Phil Regan, R ERA: 3.0	(7, 1)	2.2	W	9	1	0	0	1	0	0	0	0	0	0	11	11	0.00	0.375

PITCHER	IP	WLS	BF	H	R	ER	SO	BB	IBB	HBP	BLK	WP	HR	S	P	ERA	WHIP

Atlanta Braves @ Chicago Cubs

Wrigley Field, Chicago, IL

Sun Jun 09 1968, 3:38 AM CDT

Att. 34,027 - Unknown

livebaseballscorecards.com

BOTTOM

Batter	1	2	3	4	5	6	7	8	9	AB	R	H	RBI	BB	SO	LOB
Don Kessinger, S (1, 6) OBP: 0.296, SLG: 0.310	0-0 4-3 14 1B HBP 1B		0-0 1B G6-4-3 2B		4-0 2B 1B BB	0-0 ③ PO 1-3	0-0 ① 6-3			3	3	2	0	1	0	0
Glenn Beckert, R (1, 4) OBP: 0.279, SLG: 0.335	1-0 14 1B 4-3 1-2 WP HBP		0-0 G6-4-3 2-3 1B		0-0 ① F5		0-0 ② F9			3	1	1	0	0	0	1
Billy Williams, L (1, 7) OBP: 0.325, SLG: 0.482	0-0 ① 4-3 1-2 2-3		0-0 ①② G6-4-3 1-2f 3-H		0-0 1-3 1B 2B		0-0 ③ 4-3			4	1	1	0	0	0	3
Ron Santo, R (1, 5) OBP: 0.364, SLG: 0.477	0-3 ② K		0-0 ③ F9		0-0 FC4-6 2-H 3-H 1B			0-0 ① F9		4	0	1	2	0	1	2
14 Ernie Banks, R (1, 3) OBP: 0.306, SLG: 0.464 Jose Arcia, R (8, PR) OBP: 0.207, SLG: 0.310 Dick Nen, L (9, 3) OBP: 0.143, SLG: 0.300	0-0 WP 2-3 3-H 1B			0-0 1B 1-3 1B	0-0 ② P4			4-0 BB 1B 1B BB		3 0 0	0 1 0	2 0 0	1 0 0	1 0 0	0 0 0	1 0 0
Al Spangler, L (1, 9) OBP: 0.370, SLG: 0.388	0-0 ③ 6-3 1-2 3-H			0-0 ① 1-3 1-2	0-0 ③ FC4-6 1-2f			0-0 1B BB CS 1-2 1B		4	0	1	0	0	0	3
John Boccabella, R (1, 2) OBP: 0.200, SLG: 0.083 Randy Hundley, R (7, 2) OBP: 0.299, SLG: 0.341		0-0 ① F8		0-3 ② K		0-0 ① 5-3		4-0 1B 1-2 2-3 BB		3 0	0 0	0 0	0 0	0 1	1 0	1 0
Adolfo Phillips, R (1, 8) OBP: 0.299, SLG: 0.367		0-0 ② F9		0-0 S 2-3 1B		0-0 ② P4		0-0 1-2 2-3 3-H 1B		4	0	2	1	0	0	0
Bill Hands, R (1, 1) OBP: 0.074, SLG: 0.038 Jack Lamabe, R (5, 1) OBP: 0.500, SLG: 0.500 Phil Regan, R (7, 1) OBP: 0.200, SLG: 0.200		0-3 ③ K		0-3 ③ K 1-2		0-0 PO S 1B		0-3 ②③ K 3-H		2 1 1	0 0 0	0 1 0	0 0 0	0 0 0	2 0 1	2 0 3
Inning Stats	R: 2 E: 0 K: 1 S: 7 H: 2 LOB: 1 BB: 0 P: 8	R: 0 E: 0 K: 1 S: 5 H: 0 LOB: 0 BB: 0 P: 5	R: 1 E: 0 K: 0 S: 4 H: 2 LOB: 0 BB: 0 P: 4	R: 0 E: 0 K: 2 S: 9 H: 2 LOB: 2 BB: 0 P: 9	R: 2 E: 0 K: 0 S: 5 H: 2 LOB: 1 BB: 1 P: 9	R: 0 E: 0 K: 0 S: 3 H: 1 LOB: 0 BB: 0 P: 3	R: 0 E: 0 K: 0 S: 3 H: 0 LOB: 0 BB: 0 P: 3	R: 1 E: 0 K: 1 S: 6 H: 2 LOB: 2 BB: 2 P: 14		1B: 9 2B: 2 3B: 0 HR: 0 SF: 0 SAC: 0 DP: 1 HBP: 1						

	AB	32
	R	6
	H	11
	RBI	4
	BB	3
	SO	5
	LOB	16

WP: 1 PA: 37
PB: 0
SB: 2
CS: 1

PITCHER		IP	WLS	BF	H	R	ER	SO	BB	IBB	HBP	BLK	WP	HR	S	P	ERA	WHIP
Ron Reed, R ERA: 3.38	(1, 1)	4.1		22	8	5	5	4	1	0	1	0	1	0	28	33	10.38	2.077
Tony Cloninger, R ERA: 4.26	(5, 1)	3.2	L	14	3	1	1	1	2	0	0	0	0	0	14	22	2.46	1.364

PITCHER	IP	WLS	BF	H	R	ER	SO	BB	IBB	HBP	BLK	WP	HR	S	P	ERA	WHIP

Batter	1	2	3	4	5	6	7	8	9	AB	R	H	RBI	BB	SO	LOB
Lou Brock, L (1, 7) OBP: 0.278, SLG: 0.402	F7		HR 2B	6-3			P6			4	1	1	0	0	0	1
Curt Flood, R (1, 8) OBP: 0.385, SLG: 0.441	P4		K		F7			F8		4	0	0	0	0	1	1
Roger Maris, L (1, 9) OBP: 0.304, SLG: 0.355	F9		2-H HR		4-3			4-3		2	1	1	2	0	0	0
Bobby Tolan, L (3, 9) OBP: 0.188, SLG: 0.234										2	0	0	0	0	0	0
Orlando Cepeda, R (1, 3) OBP: 0.351, SLG: 0.423		1B 1B 1B	1B		F9			F5		4	1	2	0	0	0	0
Tim McCarver, L (1, 2) OBP: 0.305, SLG: 0.365		WP 1B 5-3 1-3 1B	K			CS 1B			F6	4	1	2	0	0	1	1
Mike Shannon, R (1, 5) OBP: 0.306, SLG: 0.432		5-3 WP 1-2 3-H 1B	5-3			K 1-2			F8	4	0	1	1	0	1	2
Julian Javier, R (1, 4) OBP: 0.291, SLG: 0.359		K 1-2 2-3		SH5-4 1B		4-3			2B	4	0	2	0	0	1	2
Dal Maxvill, R (1, 6) OBP: 0.302, SLG: 0.295		5-3 2-3 3-H		K			K		IBB	3	0	0	1	1	2	2
Larry Jaster, L (1, 1) OBP: 0.125, SLG: 0.067		1-3		SH5-4 1-2			F5		F9	2	0	0	0	0	0	1
Wayne Granger, R (8, 1)										1	0	0	0	0	0	2
Inning Stats	R: 0 E: 0 K: 0 S: 3 H: 0 LOB: 0 BB: 0 P: 3	R: 2 E: 0 K: 1 S: 8 H: 3 LOB: 1 BB: 0 P: 8	R: 2 E: 0 K: 2 S: 10 H: 3 LOB: 1 BB: 0 P: 10	R: 0 E: 0 K: 1 S: 6 H: 1 LOB: 1 BB: 0 P: 6	R: 0 E: 0 K: 0 S: 3 H: 0 LOB: 0 BB: 0 P: 3	R: 0 E: 0 K: 1 S: 5 H: 1 LOB: 0 BB: 0 P: 5	R: 0 E: 0 K: 1 S: 5 H: 0 LOB: 0 BB: 0 P: 5	R: 0 E: 0 K: 0 S: 3 H: 0 LOB: 0 BB: 0 P: 3	R: 0 E: 0 K: 0 S: 4 H: 1 LOB: 2 BB: 1 P: 8	1B: 6 2B: 3 3B: 0 HR: 1	SF: 0 SAC: 1 DP: 1 HBP: 0					

St. Louis Cardinals @ Atlanta Braves

Atlanta Stadium, Atlanta, GA

Mon Jun 10 1968, 7:05 PM EDT

Att. 26,836 - Unknown

TOP

livebaseballscorecards.com

AB	34
R	4
H	9
RBI	4
BB	1
SO	6
LOB	12

PITCHER		IP	WLS	BF	H	R	ER	SO	BB	IBB	HBP	BLK	WP	HR	S	P	ERA	WHIP
Phil Niekro, R ERA: 4.19	(1, 1)	2.1	L	13	6	4	4	2	0	0	0	0	1	1	17	17	15.43	2.571
Jim Britton, R ERA: 2.89	(3, 1)	6.2		23	3	0	0	4	0	1	0	0	0	0	30	34	0.00	0.450

PITCHER	IP	WLS	BF	H	R	ER	SO	BB	IBB	HBP	BLK	WP	HR	S	P	ERA	WHIP

BOTTOM

St. Louis Cardinals @ Atlanta Braves

Atlanta Stadium, Atlanta, GA

Mon Jun 10 1968, 7:05 PM EDT

Att. 26,836 - Unknown

Batter	1	2	3	4	5	6	7	8	9	AB	R	H	RBI	BB	SO	LOB
Felipe Alou, R (1, 8) OBP: 0.376, SLG: 0.483	1B	5-3			P6			E6 3-1 1B 1B		4	1	2	0	0	0	1
Felix Millan, R (1, 4) OBP: 0.330, SLG: 0.357	F9		F9		F7			3-1 2-3		4	0	0	0	0	0	2
Hank Aaron, R (1, 9) OBP: 0.333, SLG: 0.470	F9		F8		K			G1-4-3 3-H 1B		4	0	1	1	0	1	1
Joe Torre, R (1, 3) OBP: 0.373, SLG: 0.573	F9		1B			6-3		G1-4-3 1-2f		4	0	1	0	0	0	2
Deron Johnson, R (1, 5) OBP: 0.269, SLG: 0.302		HR	K			F7			5-3	4	1	1	1	0	1	1
Tommie Aaron, R (1, 7) OBP: 0.337, SLG: 0.357	F7			F3		K			4-3	3	0	0	0	0	1	0
Tito Francona, L (9, PH) OBP: 0.400, SLG: 0.398										1	0	0	0	0	0	0
Bob Tillman, R (1, 2) OBP: 0.233, SLG: 0.292		HR		F8			F8		5-3	4	1	1	1	0	0	0
Marty Martinez, S (1, 6) OBP: 0.302, SLG: 0.275		SH2-4 1B		2B			F9			3	0	2	0	0	0	0
Phil Niekro, R (1, 1) OBP: 0.136, SLG: 0.273		SH2-4 1-2		K			K			0	0	0	0	0	0	0
Jim Britton, R (3, 1) OBP: 0.286, SLG: 0.286										2	0	0	0	0	2	1

Inning Stats	1	2	3	4	5	6	7	8	9
R	0	2	0	0	0	0	0	1	0
E	0	0	0	0	0	0	0	1	0
K	0	0	1	1	1	1	1	0	0
S	4	6	6	6	5	5	5	4	3
H	1	3	1	1	0	0	0	2	0
LOB	1	1	1	1	0	0	0	0	0
BB	0	0	0	0	0	0	0	0	0
P	4	6	6	6	5	5	5	4	3

1B	5
2B	1
3B	0
HR	2
SF	0
SAC	1
DP	1
HBP	0
WP	0
PB	0
SB	0
CS	0
PA	34

PITCHER		IP	WLS	BF	H	R	ER	SO	BB	IBB	HBP	BLK	WP	HR	S	P	ERA	WHIP
Larry Jaster, L ERA: 1.36	(1, 1)	7.0	W	28	7	3	3	5	0	0	0	0	0	2	38	38	3.86	1.000
Wayne Granger, R ERA:	(8, 1)	2.0	S	6	1	0	0	0	0	0	0	0	0	0	6	6	0.00	0.500

PITCHER	IP	WLS	BF	H	R	ER	SO	BB	IBB	HBP	BLK	WP	HR	S	P	ERA	WHIP

livebaseballscorecards.com

Batter	1	2	3	4	5	6	7	8	9	AB	R	H	RBI	BB	SO	LOB
Lou Brock, L (1, 7) OBP: 0.281, SLG: 0.399	BBBB 4-0 E BB		x 0-0 F8 1B	x 0-0 ③ P4			x 0-0 ② 6-3		x 0-0 ② FC6-4 HBP 1-2f 1B	4	1	1	0	1	0	1
Julian Javier, R (1, 4) OBP: 0.293, SLG: 0.362	x 0-0 E7 1-H 2B		x 0-0 ①② F8 1-2		SSS 0-3 ① K		x 0-0 ③ P4		H 1-0 1B 1-2 HBP	4	1	1	1	0	1	1
Curt Flood, R (1, 8) OBP: 0.389, SLG: 0.449	x 0-0 ① 6-3		x 0-0 BB BB 1B 1B		x 0-0 ② 5-3			x 0-0 5-3 1B 2B	x 0-0 ③ 1-2 2-H 1B	5	2	3	0	0	0	0
Orlando Cepeda, R (1, 3) OBP: 0.350, SLG: 0.417	x 0-0 ② 6-3		BBBB 4-0 BB 1B 1-2 BB		x 0-0 ③ 1-3			x 0-0 ① 5-3 2-3		3	1	0	0	1	0	1
Mike Shannon, R (1, 5) OBP: 0.314, SLG: 0.436	x 0-0 ③ 1-3		BBBB 4-0 1B E 1-2 2-3 BB			x 0-0 G3 1B		x 0-0 S 3-H 1B		3	1	2	1	1	0	0
Tim McCarver, L (1, 2)		x 0-0 ① L6	x 0-0 E7 1-H 2-H 3-H 1B			x 0-0 ① F8		SSS 0-3 ② K 1-2		4	0	1	2	0	1	2
Ed Spiezio, R (1, 9) OBP: 0.226, SLG: 0.179		x 0-0 6-3 1B	SSS 0-3 ③ K			x 0-0 ② G3 1-2		x 0-0 ③ F8		4	0	1	0	0	1	3
Dal Maxvill, R (1, 6) OBP: 0.296, SLG: 0.289		x 0-0 ② 6-3 1-2		x 0-0 ① 4-3		x 0-0 ③ 6-3			x 0-0 ① F9	4	0	0	0	0	0	2
Bob Gibson, R (1, 1) OBP: 0.184, SLG: 0.139		x 0-0 ③ 4-3		x 0-0 ② 6-3			x 0-0 ① 5-3		x 0-0 FC6-4 1B	4	0	1	0	0	0	1
Inning Stats	R: 2 E: 1 K: 0 S: 4 H: 1 LOB: 0 BB: 1 P: 8	R: 0 E: 0 K: 0 S: 4 H: 1 LOB: 1 BB: 0 P: 4	R: 3 E: 1 K: 1 S: 7 H: 3 LOB: 1 BB: 2 P: 15	R: 0 E: 0 K: 0 S: 3 H: 0 LOB: 0 BB: 0 P: 3	R: 0 E: 0 K: 1 S: 5 H: 0 LOB: 0 BB: 0 P: 5	R: 0 E: 0 K: 0 S: 4 H: 1 LOB: 1 BB: 0 P: 4	R: 0 E: 0 K: 0 S: 3 H: 0 LOB: 0 BB: 0 P: 3	R: 1 E: 0 K: 1 S: 7 H: 2 LOB: 1 BB: 0 P: 7	R: 0 E: 0 K: 0 S: 4 H: 2 LOB: 2 BB: 0 P: 5	1B: 8 2B: 2 3B: 0 HR: 0 SF: 0 SAC: 0 DP: 0 HBP: 1						

PITCHER		IP	WLS	BF	H	R	ER	SO	BB	IBB	HBP	BLK	WP	HR	S	P	ERA	WHIP
Dick Kelley, L ERA: 3.27	(1, 1)	2.2	L	15	5	5	3	0	3	0	0	0	0	0	12	24	10.12	3.000
Cecil Upshaw, R ERA: 3.27	(3, 1)	5.1		19	3	1	1	3	0	0	0	0	0	0	25	25	1.69	0.562
Ron Reed, R ERA: 3.33	(9, 1)	1.0		5	2	0	0	0	0	0	1	0	0	0	4	5	0.00	2.000

PITCHER	IP	WLS	BF	H	R	ER	SO	BB	IBB	HBP	BLK	WP	HR	S	P	ERA	WHIP

TOP

St. Louis Cardinals @ Atlanta Braves

Atlanta Stadium, Atlanta, GA

Tue Jun 11 1968, 7:05 PM EDT

Att. 23,345 - Unknown

livebaseballscorecards.com

AB	35
R	6
H	10
RBI	4
BB	3
SO	3
LOB	11

1B: 8	SF: 0	WP: 0	PA: 39
2B: 2	SAC: 0	PB: 0	
3B: 0	DP: 0	SB: 1	
HR: 0	HBP: 1	CS: 0	

St. Louis Cardinals @ Atlanta Braves

Atlanta Stadium, Atlanta, GA

Tue Jun 11 1968, 7:05 PM EDT

Att. 23,345 - Unknown

BOTTOM

Batter	1	2	3	4	5	6	7	8	9	AB	R	H	RBI	BB	SO	LOB
Felipe Alou, R (1, 8) OBP: 0.374, SLG: 0.479	F9		F5			G5-4-3 1B		F8		4	0	1	0	0	0	1
Felix Millan, R (1, 4) OBP: 0.333, SLG: 0.359	F8			G6-4-3 1B		G5-4-3 1-2f			G6-4-3 1B	4	0	2	0	0	0	1
Hank Aaron, R (1, 9) OBP: 0.328, SLG: 0.461	5-3			G6-4-3 1-2f			K		G6-4-3 1-2f	4	0	0	0	0	1	2
Joe Torre, R (1, 2) OBP: 0.391, SLG: 0.577		HBP 1B		1B			BB		K	3	0	2	0	1	1	0
Deron Johnson, R (1, 3) OBP: 0.264, SLG: 0.295		K		1-3			K			3	0	0	0	0	2	3
Mike Lum, L (1, 7) OBP: 0.286, SLG: 0.308		G4-3 1-2 HBP			6-3		F7			2	0	0	0	0	0	1
Sonny Jackson, L (1, 6) OBP: 0.284, SLG: 0.260		G4-3 1-2f			2-3			4-3 BB		2	0	0	0	1	0	2
Marty Martinez, S (1, 5) OBP: 0.283, SLG: 0.256			4-3		P6			F8		3	0	0	0	0	0	1
Dick Kelley, R (1, 1) OBP: 0.222, SLG: 0.067			G3			4-3		4-3 1-2		0	0	0	0	0	0	0
Cecil Upshaw, R (3, 1) OBP: 0.200, SLG: 0.200										2	0	0	0	0	0	0
Sandy Valdespino, L (8, PH) OBP: 0.326, SLG: 0.286										1	0	0	0	0	0	1
Ron Reed, R (9, 1) OBP: 0.222, SLG: 0.160										0	0	0	0	0	0	0
Inning Stats	R: 0 E: 0 K: 0 S: 3 H: 0 LOB: 0 BB: 0 P: 3	R: 0 E: 0 K: 1 S: 5 H: 1 LOB: 1 BB: 0 P: 6	R: 0 E: 0 K: 0 S: 3 H: 0 LOB: 0 BB: 0 P: 3	R: 0 E: 0 K: 0 S: 4 H: 2 LOB: 1 BB: 0 P: 4	R: 0 E: 0 K: 0 S: 3 H: 0 LOB: 0 BB: 0 P: 3	R: 0 E: 0 K: 0 S: 3 H: 1 LOB: 0 BB: 0 P: 3	R: 0 E: 0 K: 2 S: 7 H: 0 LOB: 1 BB: 1 P: 11	R: 0 E: 0 K: 0 S: 3 H: 0 LOB: 1 BB: 1 P: 7	R: 0 E: 0 K: 1 S: 5 H: 1 LOB: 0 BB: 0 P: 5	1B: 5 2B: 0 3B: 0 HR: 0	SF: 0 SAC: 0 DP: 4 HBP: 1						

PITCHER	IP	WLS	BF	H	R	ER	SO	BB	IBB	HBP	BLK	WP	HR	S	P	ERA	WHIP
Bob Gibson, R (1, 1) ERA: 1.4	9.0	W	31	5	0	0	4	2	0	1	0	0	0	36	45	0.00	0.778

PITCHER	IP	WLS	BF	H	R	ER	SO	BB	IBB	HBP	BLK	WP	HR	S	P	ERA	WHIP

AB	28
R	0
H	5
RBI	0
BB	2
SO	4
LOB	12

WP: 0 PA: 31
PB: 0
SB: 0
CS: 0

livebaseballscorecards.com

St. Louis Cardinals @ Atlanta Braves

Atlanta Stadium, Atlanta, GA

Wed Jun 12 1968, 7:05 PM EDT

Att. 16,656 - Unknown

livebaseballscorecards.com

TOP

Batter	1	2	3	4	5	6	7	8	9	AB	R	H	RBI	BB	SO	LOB
Julian Javier, R (1, 4) OBP: 0.288, SLG: 0.356	K			K		F9			F8	4	0	0	0	0	2	1
Curt Flood, R (1, 8) OBP: 0.383, SLG: 0.441	F8			5-3		FC6 1-2f			F8	4	0	0	0	0	0	1
Bobby Tolan, L (1, 9) OBP: 0.192, SLG: 0.235	G3			F7			1B FC6-4 1B		F7	4	1	1	0	0	0	0
Orlando Cepeda, R (1, 3) OBP: 0.349, SLG: 0.416		K			6-3		FC6-4 1-3 1B			3	0	1	0	0	1	0
Tim McCarver, L (1, 2) OBP: 0.299, SLG: 0.356		F8			K		FC6-4 G6-4-3 1-2f 3-H			3	0	0	1	0	1	1
Mike Shannon, R (1, 5) OBP: 0.314, SLG: 0.434		P3			E5 1B		G6-4-3 1-2f			3	0	1	0	0	0	1
Ed Spiezio, R (1, 7) OBP: 0.206, SLG: 0.161			F7		L7			6-3		3	0	0	0	0	0	1
Dal Maxvill, R (1, 6) OBP: 0.296, SLG: 0.286			P3			FC6 BB		L6		2	0	0	0	1	0	0
Nelson Briles, R (1, 1) OBP: 0.114, SLG: 0.088			F3			F8		3-1		1	0	0	0	0	0	0
Pete Mikkelsen, R (4, 1) OBP: 1.000, SLG: 1.000										0	0	0	0	0	0	0
Dave Ricketts, S (6, PH) OBP: 0.154, SLG: 0.154										1	0	0	0	0	0	1
Hal Gilson, R (6, 1)										0	0	0	0	0	0	0
Johnny Edwards, L (8, PH) OBP: 0.271, SLG: 0.351										1	0	0	0	0	0	0
Ron Willis, R (8, 1)										0	0	0	0	0	0	0
Inning Stats	R: 0 E: 0 K: 1 S: 5 H: 0 LOB: 0 BB: 0 P: 5	R: 0 E: 0 K: 1 S: 5 H: 0 LOB: 0 BB: 0 P: 5	R: 0 E: 0 K: 0 S: 3 H: 0 LOB: 0 BB: 0 P: 3	R: 0 E: 0 K: 1 S: 5 H: 0 LOB: 0 BB: 0 P: 5	R: 0 E: 1 K: 1 S: 6 H: 1 LOB: 1 BB: 0 P: 6	R: 0 E: 0 K: 0 S: 3 H: 0 LOB: 1 BB: 1 P: 7	R: 1 E: 0 K: 0 S: 4 H: 2 LOB: 0 BB: 0 P: 4	R: 0 E: 0 K: 0 S: 3 H: 0 LOB: 0 BB: 0 P: 3	R: 0 E: 0 K: 0 S: 3 H: 0 LOB: 0 BB: 0 P: 3	1B: 3 2B: 0 3B: 0 HR: 0	SF: 0 SAC: 0 DP: 1 HBP: 0						

	AB	29
	R	1
	H	3
	RBI	1
	BB	1
	SO	4
	LOB	6

WP: 0 PB: 0 SB: 0 CS: 0 PA: 30

PITCHER		IP	WLS	BF	H	R	ER	SO	BB	IBB	HBP	BLK	WP	HR	S	P	ERA	WHIP
Pat Jarvis, R ERA: 2.1	(1, 1)	9.0	W	30	3	1	1	4	1	0	0	0	0	0	37	41	1.00	0.444

PITCHER	IP	WLS	BF	H	R	ER	SO	BB	IBB	HBP	BLK	WP	HR	S	P	ERA	WHIP

St. Louis Cardinals @ Atlanta Braves

Atlanta Stadium, Atlanta, GA

Wed Jun 12 1968, 7:05 PM EDT

Att. 16,656 - Unknown

BOTTOM

Batter	1	2	3	4	5	6	7	8	9	AB	R	H	RBI	BB	SO	LOB
Felipe Alou, R (1, 8) OBP: 0.367, SLG: 0.469	6-3		FC5-4 2B 1-2f	L7		5-3		E5		5	1	0	0	0	0	3
Felix Millan, R (1, 4) OBP: 0.335, SLG: 0.365	8-3 1B		HR 2B 1-H	6-3			P6	5-3		5	1	2	1	0	0	2
Hank Aaron, R (1, 9) OBP: 0.326, SLG: 0.471	8-3 1-2f		HR 2-H		6-3		F8			4	1	1	2	0	0	1
Joe Torre, R (1, 3) OBP: 0.385, SLG: 0.561		4-3	4-3		6-3		1B 1B 1B			4	1	1	0	0	0	0
Tito Francona, L (1, 7) OBP: 0.420, SLG: 0.446		HR	BB		1B		1B 1-2 1B			3	1	3	1	1	0	0
Mike Lum, L (7, PR) (8, 7) OBP: 0.286, SLG: 0.308										0	0	0	0	0	0	0
Bob Tillman, R (1, 2) OBP: 0.233, SLG: 0.291		F8	K		K		1-2 2-H 1B			4	0	1	1	0	2	2
Sonny Jackson, L (1, 6) OBP: 0.284, SLG: 0.256		K	4-3			2B K BB	K			3	0	0	0	1	2	2
Marty Martinez, S (1, 5) OBP: 0.320, SLG: 0.383			1B 3B	1B 2B		1-3 2B		6-3		4	2	3	0	0	0	0
Pat Jarvis, R (1, 1) OBP: 0.189, SLG: 0.143			FC5-4 1B 3-H	1B 2-H			K 3-H	K		4	0	2	2	0	2	2
Inning Stats	R: 0 E: 0 K: 0 S: 3 H: 1 LOB: 0 BB: 0 P: 3	R: 1 E: 0 K: 1 S: 6 H: 1 LOB: 0 BB: 0 P: 6	R: 4 E: 0 K: 1 S: 9 H: 4 LOB: 1 BB: 1 P: 13	R: 1 E: 0 K: 0 S: 5 H: 2 LOB: 1 BB: 0 P: 5	R: 0 E: 0 K: 1 S: 6 H: 1 LOB: 1 BB: 0 P: 6	R: 0 E: 0 K: 1 S: 5 H: 1 LOB: 1 BB: 1 P: 9	R: 1 E: 0 K: 1 S: 8 H: 3 LOB: 2 BB: 0 P: 8	R: 0 E: 1 K: 1 S: 6 H: 0 LOB: 1 BB: 0 P: 6		1B: 7 2B: 4 3B: 1 HR: 2	SF: 0 SAC: 0 DP: 1 HBP: 0						

	AB	36
	R	7
	H	13
	RBI	7
	BB	2
	SO	6
	LOB	12

WP: 0 PB: 0 SB: 0 CS: 0 PA: 38

livebaseballscorecards.com

PITCHER		IP	WLS	BF	H	R	ER	SO	BB	IBB	HBP	BLK	WP	HR	S	P	ERA	WHIP
Nelson Briles, R ERA: 2.76	(1, 1)	3.1	L	18	8	6	6	2	1	0	0	0	0	2	21	25	16.20	2.700
Pete Mikkelsen, R ERA: 5.68	(4, 1)	1.2		6	1	0	0	1	0	0	0	0	0	0	8	8	0.00	0.600
Hal Gilson, L ERA: 4.71	(6, 1)	2.0		10	4	1	1	2	1	0	0	0	0	0	13	17	4.50	2.500
Ron Willis, R ERA: 2.45	(8, 1)	1.0		4	0	0	0	1	0	0	0	0	0	0	6	6	0.00	0.000

PITCHER	IP	WLS	BF	H	R	ER	SO	BB	IBB	HBP	BLK	WP	HR	S	P	ERA	WHIP

Batter	1	2	3	4	5	6	7	8	9	10	11	12	AB	R	H	RBI	BB	SO	LOB
Lou Brock, L (1, 7) OBP: 0.286, SLG: 0.407	6-3		P4		4-3 BB		F8			SH3-4 2B		4-3 1-H 2B	5	0	2	1	1	0	1
Curt Flood, R (1, 8) OBP: 0.380, SLG: 0.437	1B		5-3		4-3 1-2 2-3		F7			SH3-4 2-3		4-3 2-3	5	0	1	0	0	0	4
Bobby Tolan, L (1, 9) OBP: 0.190, SLG: 0.214	F7			4-3	4-3			F2		F8 IBB		1-3	5	0	0	0	1	0	4
Orlando Cepeda, R (1, 3) OBP: 0.341, SLG: 0.404	K			6-3		K		K		F8 1-2		6-3	6	0	0	0	0	3	4
Tim McCarver, L (1, 2) OBP: 0.301, SLG: 0.358		F8		1B 1B		1B 1B		4-3			K		5	0	2	0	0	1	0
Mike Shannon, R (1, 5) OBP: 0.320, SLG: 0.438		F7		1-2 1B		G4-6-3 1-2 1B			SH1-4 1B		K		5	0	3	0	0	1	0
Julian Javier, R (1, 4) OBP: 0.283, SLG: 0.349		F8		K		G4-6-3 1-2f			SH1-4 1-2		P4		4	0	0	0	0	1	4
Dal Maxvill, R (1, 6) OBP: 0.297, SLG: 0.286			6-3		4-3 SH5-4 1B		6-3		F9			0-0 HR	3	0	1	0	0	0	0
Roger Maris, L (9, PH) OBP: 0.301, SLG: 0.352													1	0	0	0	0	0	1
Dick Schofield, S (9, 6) OBP: 0.344, SLG: 0.548													1	1	1	0	0	0	0
Steve Carlton, L (1, 1) OBP: 0.281, SLG: 0.438			HR		SH5-4 1-2		1B		6-3			4-0 BB	2	1	2	1	0	0	0
Johnny Edwards, L (9, PH) OBP: 0.267, SLG: 0.345												2B	1	0	0	0	0	0	1
Ron Willis, R (9, 1)													0	0	0	0	0	0	0
Joe Hoerner, R (10, 1)													0	0	0	0	0	0	0
Phil Gagliano, R (12, PH) OBP: 0.259, SLG: 0.217													0	1	0	0	1	0	0
Wayne Granger, R (12, 1)													0	0	0	0	0	0	0
Hal Gilson, R (12, 1)													0	0	0	0	0	0	0
Inning Stats	R: 0 E: 0 K: 1 S: 6 H: 1 LOB: 1 BB: 0 P: 6	R: 0 E: 0 K: 0 S: 3 H: 0 LOB: 0 BB: 0 P: 3	R: 1 E: 0 K: 0 S: 4 H: 1 LOB: 0 BB: 0 P: 4	R: 0 E: 0 K: 1 S: 7 H: 2 LOB: 2 BB: 0 P: 7	R: 0 E: 0 K: 0 S: 4 H: 1 LOB: 2 BB: 1 P: 8	R: 0 E: 0 K: 1 S: 6 H: 2 LOB: 1 BB: 0 P: 6	R: 0 E: 0 K: 0 S: 4 H: 1 LOB: 1 BB: 0 P: 4	R: 0 E: 0 K: 1 S: 5 H: 0 LOB: 0 BB: 0 P: 5	R: 0 E: 0 K: 0 S: 4 H: 1 LOB: 1 BB: 0 P: 4	R: 0 E: 0 K: 0 S: 3 H: 1 LOB: 1 BB: 1 P: 7	R: 0 E: 0 K: 2 S: 7 H: 0 LOB: 0 BB: 0 P: 7	R: 2 E: 0 K: 0 S: 5 H: 2 LOB: 1 BB: 1 P: 9	1B: 8 2B: 2 3B: 0 HR: 2	SF: 0 SAC: 3 DP: 1 HBP: 0					

PITCHER		IP	WLS	BF	H	R	ER	SO	BB	IBB	HBP	BLK	WP	HR	S	P	ERA	WHIP
Ken Johnson, R ERA: 2.17	(1, 1)	8.0		32	8	1	1	4	1	0	0	0	0	1	39	43	1.12	1.125
Claude Raymond, R ERA: 1.54	(9, 1)	2.0		8	2	0	0	0	0	1	0	0	0	0	7	11	0.00	1.000
Phil Niekro, R ERA: 4.3	(11, 1)	2.0	L	9	2	2	2	2	1	0	0	0	0	1	12	16	9.00	1.500

PITCHER		IP	WLS	BF	H	R	ER	SO	BB	IBB	HBP	BLK	WP	HR	S	P	ERA	WHIP

TOP

St. Louis Cardinals @ Atlanta Braves

Atlanta Stadium, Atlanta, GA

Thu Jun 13 1968, 7:05 PM EDT

Att. 20,254 - Unknown

livebaseballscorecards.com

AB	43
R	3
H	12
RBI	3
BB	3
SO	6
LOB	19

WP: 0 PB: 0 SB: 0 CS: 0 PA: 49

St. Louis Cardinals @ Atlanta Braves

Atlanta Stadium, Atlanta, GA

Thu Jun 13 1968, 7:05 PM EDT

Att. 20,254 - Unknown

livebaseballscorecards.com

BOTTOM

Batter	1	2	3	4	5	6	7	8	9	10	11	12	AB	R	H	RBI	BB	SO	LOB
Felipe Alou, R (1, 8) OBP: 0.367, SLG: 0.467	6-3 1B		P3			SH2-4 1B 1B		F9			F2		5	1	2	0	0	0	0
Felix Millan, R (1, 4) OBP: 0.329, SLG: 0.358	6-3 1-2			P3		SH2-4 1-2		F7			F9		4	0	0	0	0	0	1
Hank Aaron, R (1, 9) OBP: 0.320, SLG: 0.460	K			5-3		6-3			F2		P4		5	0	0	0	0	1	2
Joe Torre, R (1, 3) (11, 2) OBP: 0.375, SLG: 0.540	F9			K		2-H 1B			L3			K	5	0	1	1	0	2	1
Deron Johnson, R (1, 5) (11, 3) OBP: 0.275, SLG: 0.296		G4-6-3 1B			E BB	K			F7			5-3 1B BB	3	0	1	0	2	1	1
Tommie Aaron, R (1, 7) OBP: 0.340, SLG: 0.360		G4-6-3 1-2f			F9		P4			SH3-4 1B		5-3 1-2 1B	5	0	2	0	0	0	2
Bob Tillman, R (1, 2) OBP: 0.229, SLG: 0.285		K2-3			K		1-3			SH3-4 1-2		5-3 1-2 2-3	3	0	0	0	0	2	1
Sonny Jackson, L (10, PH) OBP: 0.284, SLG: 0.256 (11, 6)													0	0	0	0	0	0	0
Clete Boyer, R (12, PH) OBP: 0.265, SLG: 0.287													1	0	0	0	0	0	2
Marty Martinez, S (1, 6) OBP: 0.291, SLG: 0.346 (11, 5)			6-3		E6 1-2		F8			F8		5-3	5	0	0	0	0	0	4
Ken Johnson, R (1, 1) OBP: 0.077, SLG: 0.077			F8		K			K		K			2	0	0	0	0	1	2
Bob Johnson, R (8, PH) OBP: 0.294, SLG: 0.250													1	0	0	0	0	1	0
Claude Raymond, R (9, 1)													0	0	0	0	0	0	0
Tito Francona, L (10, PH) OBP: 0.417, SLG: 0.441													1	0	0	0	0	1	1
Phil Niekro, R (11, 1) OBP: 0.136, SLG: 0.273													0	0	0	0	0	0	0
Inning Stats	R: 0 H: 1 E: 0 LOB: 1 K: 1 BB: 0 S: 6 P: 6	R: 0 H: 1 E: 0 LOB: 0 K: 1 BB: 0 S: 5 P: 5	R: 0 H: 0 E: 0 LOB: 0 K: 0 BB: 0 S: 3 P: 3	R: 0 H: 0 E: 0 LOB: 0 K: 1 BB: 0 S: 5 P: 5	R: 0 H: 0 E: 1 LOB: 2 K: 2 BB: 1 S: 8 P: 12	R: 1 H: 2 E: 0 LOB: 1 K: 1 BB: 0 S: 7 P: 7	R: 0 H: 0 E: 0 LOB: 0 K: 0 BB: 0 S: 3 P: 3	R: 0 H: 0 E: 0 LOB: 0 K: 1 BB: 0 S: 5 P: 5	R: 0 H: 0 E: 0 LOB: 0 K: 0 BB: 0 S: 3 P: 3	R: 0 H: 0 E: 0 LOB: 0 K: 1 BB: 0 S: 6 P: 6	R: 0 H: 1 E: 0 LOB: 1 K: 1 BB: 0 S: 6 P: 6	R: 0 H: 0 E: 0 LOB: 0 K: 0 BB: 0 S: 3 P: 3	R: 0 H: 1 E: 0 LOB: 2 K: 1 BB: 1 S: 6 P: 10	1B: 6 2B: 0 3B: 0 HR: 0	SF: 0 SAC: 2 DP: 1 HBP: 0	WP: 0 PB: 0 SB: 0 CS: 0	PA: 44				

AB	40
R	1
H	6
RBI	1
BB	2
SO	9
LOB	17

PITCHER	IP	WLS	BF	H	R	ER	SO	BB	IBB	HBP	BLK	WP	HR	S	P	ERA	WHIP
Steve Carlton, L (1, 1) ERA: 2.53	8.0		29	4	1	1	7	1	0	0	0	0	0	42	46	1.12	0.625
Ron Willis, R (9, 1) ERA: 2.36	1.0		4	1	0	0	0	0	0	0	0	0	0	4	4	0.00	1.000
Joe Hoerner, L (10, 1) ERA: 2.29	2.0	W	6	0	0	0	1	0	0	0	0	0	0	8	8	0.00	0.000
Wayne Granger, R (12, 1) ERA:	0.1		3	1	0	0	1	1	0	0	0	0	0	4	8	0.00	6.000
Hal Gilson, L (12, 1) ERA: 4.57	0.2	S	2	0	0	0	0	0	0	0	0	0	0	2	2	0.00	0.000

PITCHER	IP	WLS	BF	H	R	ER	SO	BB	IBB	HBP	BLK	WP	HR	S	P	ERA	WHIP

Batter	1	2	3	4	5	6	7	8	9	AB	R	H	RBI	BB	SO	LOB
Don Kessinger, S (1, 6) OBP: 0.306, SLG: 0.318	L4-6 2B			4-3 S SF7 1B		F9			6-3	4	1	2	0	0	0	0
Glenn Beckert, R (1, 4) OBP: 0.278, SLG: 0.332	L4-6 2-3			4-3 1-3		P4			F3	4	0	0	0	0	0	2
Billy Williams, L (1, 7) OBP: 0.317, SLG: 0.462	4-3			SF7 3-H		6-3			5-3	3	0	0	1	0	0	0
Ron Santo, R (1, 5) OBP: 0.359, SLG: 0.507		K		F9			K			3	0	0	0	0	2	0
14 Ernie Banks, R (1, 3) OBP: 0.311, SLG: 0.502		P4			2B 2B		P4			3	1	1	0	0	0	0
Lou Johnson, R (1, 9) OBP: 0.308, SLG: 0.380		4-3			K		5-3			3	0	0	0	0	1	1
Randy Hundley, R (1, 2) OBP: 0.288, SLG: 0.330			K		2-H 2B			F2		3	0	1	1	0	1	0
Adolfo Phillips, R (1, 8) OBP: 0.314, SLG: 0.367			K		K			K		3	0	0	0	0	3	1
Rich Nye, L (1, 1) OBP: 0.214, SLG: 0.214			3-1		G1			K		3	0	0	0	0	1	1
Inning Stats	R: 0 E: 0 K: 0 S: 3 H: 1 LOB: 0 BB: 0 P: 3	R: 0 E: 0 K: 1 S: 5 H: 0 LOB: 0 BB: 0 P: 5	R: 0 E: 0 K: 2 S: 7 H: 0 LOB: 0 BB: 0 P: 7	R: 1 E: 0 K: 0 S: 4 H: 1 LOB: 0 BB: 0 P: 4	R: 1 E: 0 K: 2 S: 9 H: 2 LOB: 1 BB: 0 P: 9	R: 0 E: 0 K: 0 S: 3 H: 0 LOB: 0 BB: 0 P: 3	R: 0 E: 0 K: 1 S: 5 H: 0 LOB: 0 BB: 0 P: 5	R: 0 E: 0 K: 2 S: 7 H: 0 LOB: 0 BB: 0 P: 7	R: 0 E: 0 K: 0 S: 3 H: 0 LOB: 0 BB: 0 P: 3	1B: 1 2B: 4 3B: 0 HR: 0 SF: 1 SAC: 0 DP: 1 HBP: 0							

PITCHER	IP	WLS	BF	H	R	ER	SO	BB	IBB	HBP	BLK	WP	HR	S	P	ERA	WHIP
Ron Reed, R (1, 1) ERA: 3.26	7.0	L	24	4	2	2	6	0	0	0	0	0	0	36	36	2.57	0.571
Jim Britton, R (8, 1) ERA: 2.7	2.0		6	0	0	0	2	0	0	0	0	0	0	10	10	0.00	0.000

PITCHER	IP	WLS	BF	H	R	ER	SO	BB	IBB	HBP	BLK	WP	HR	S	P	ERA	WHIP

TOP

Chicago Cubs @ Atlanta Braves

Atlanta Stadium, Atlanta, GA

Fri Jun 14 1968, 7:05 PM EDT

Att. 11,719 - Unknown - 80 F

livebaseballscorecards.com

AB	29
R	2
H	4
RBI	2
BB	0
SO	8
LOB	5

WP: 0 PB: 0 SB: 1 CS: 0 PA: 30

Chicago Cubs @ Atlanta Braves

Atlanta Stadium, Atlanta, GA

Fri Jun 14 1968, 7:05 PM EDT

Att. 11,719 - Unknown - 80 F

BOTTOM

Batter	1	2	3	4	5	6	7	8	9	AB	R	H	RBI	BB	SO	LOB
Marty Martinez, S (1, 6) OBP: 0.305, SLG: 0.357	0-0 G4-6-3 1B	0-0 4-3			0-0 1B		0-0 L4			4	0	2	0	0	0	1
Felix Millan, R (1, 4) OBP: 0.328, SLG: 0.357	0-0 G4-6-3 1-2f		0-0 F9		0-0 1-2 1B		0-0 F9			4	0	1	0	0	0	1
Hank Aaron, R (1, 9) OBP: 0.319, SLG: 0.461	0-0 1B 2B		0-0 F9		0-0 F3			0-0 5-3		4	1	1	0	0	0	2
Joe Torre, R (1, 2) OBP: 0.370, SLG: 0.522	BBBB 4-0 1B BB		0-0 6-3			0-0 6-3		0-0 6-3		3	0	0	0	1	0	0
Deron Johnson, R (1, 3) OBP: 0.280, SLG: 0.302	0-0 1-2 2-H 1B			0-0 L5		0-0 1B		0-0 F3		4	0	2	1	0	0	0
Tommie Aaron, R (1, 7) OBP: 0.327, SLG: 0.344	0-0 F9			0-0 P4		0-0 L9			0-0 F9	4	0	0	0	0	0	3
Bob Johnson, R (1, 5) OBP: 0.333, SLG: 0.300		0-0 6-3		0-0 6-3		0-0 1-3 1B			0-0 1B	4	0	2	0	0	0	0
Sonny Jackson, L (9, PR) OBP: 0.284, SLG: 0.256										0	0	0	0	0	0	0
Mike Lum, L (1, 8) OBP: 0.274, SLG: 0.294		0-0 F9			0-0 F8	0-0 4-3			0-0 F3	3	0	0	0	0	0	2
Felipe Alou, R (9, PH) OBP: 0.366, SLG: 0.466										1	0	0	0	0	0	1
Ron Reed, R (1, 1) OBP: 0.241, SLG: 0.185		0-0 1B			SSS 0-3 K		0-0 P6		0-0 P6	2	0	1	0	0	1	0
Clete Boyer, R (7, PH) OBP: 0.264, SLG: 0.286										1	0	0	0	0	0	0
Jim Britton, R (8, 1) OBP: 0.286, SLG: 0.286										0	0	0	0	0	0	0
Bob Tillman, R (9, PH) OBP: 0.227, SLG: 0.283										1	0	0	0	0	0	1
Inning Stats	R: 1 E: 0 K: 0 S: 5 H: 3 LOB: 2 BB: 1 P: 9	R: 0 E: 0 K: 0 S: 4 H: 1 LOB: 1 BB: 0 P: 4	R: 0 E: 0 K: 0 S: 3 H: 0 LOB: 0 BB: 0 P: 3	R: 0 E: 0 K: 0 S: 3 H: 0 LOB: 0 BB: 0 P: 3	R: 0 E: 0 K: 1 S: 7 H: 2 LOB: 2 BB: 0 P: 7	R: 0 E: 0 K: 0 S: 5 H: 2 LOB: 2 BB: 0 P: 5	R: 0 E: 0 K: 0 S: 3 H: 0 LOB: 0 BB: 0 P: 3	R: 0 E: 0 K: 0 S: 3 H: 0 LOB: 0 BB: 0 P: 3	R: 0 E: 0 K: 0 S: 4 H: 1 LOB: 1 BB: 0 P: 4	1B: 8 2B: 1 3B: 0 HR: 0	SF: 0 SAC: 0 DP: 1 HBP: 0						

livebaseballscorecards.com

AB	35
R	1
H	9
RBI	1
BB	1
SO	1
LOB	11

WP: 0 PB: 0 SB: 0 CS: 0 PA: 36

PITCHER	IP	WLS	BF	H	R	ER	SO	BB	IBB	HBP	BLK	WP	HR	S	P	ERA	WHIP
Rich Nye, L (1, 1) ERA: 3.77	9.0	W	36	9	1	1	1	1	0	0	0	0	0	37	41	1.00	1.111

PITCHER	IP	WLS	BF	H	R	ER	SO	BB	IBB	HBP	BLK	WP	HR	S	P	ERA	WHIP

Batter	1	2	3	4	5	6	7	8	9	10	AB	R	H	RBI	BB	SO	LOB
Don Kessinger, S (1, 6) OBP: 0.316, SLG: 0.333	F8		3B			BB FC4-6 BB		SH3-4 1B		CS 1B	4	0	3	0	1	0	0
Glenn Beckert, R (1, 4) OBP: 0.275, SLG: 0.328	6-3		6-3			F8		SH3-4 1-2		CS 1-2	3	0	0	0	0	0	2
Billy Williams, L (1, 7) OBP: 0.316, SLG: 0.456	F9		4-3			FC4-6 1-2f		G4-6-3 IBB			3	0	0	0	1	0	2
Ron Santo, R (1, 5) OBP: 0.357, SLG: 0.500		BB 14 E 3B		F9		F8		G4-6-3 1-2f			3	1	0	0	1	0	3
14 Ernie Banks, R (1, 3) OBP: 0.306, SLG: 0.493		E4 1-2 3B		4-3			5-3		F8		4	1	0	0	0	0	1
Lou Johnson, R (1, 9) OBP: 0.312, SLG: 0.400		7 1-H 2-H 3B		F8			2B		4-3		4	0	2	2	0	0	0
Randy Hundley, R (1, 2) OBP: 0.287, SLG: 0.328		K			G5-4-3 1B		F9		5-3		4	0	1	0	0	1	2
Adolfo Phillips, R (1, 8) OBP: 0.313, SLG: 0.361		7 3-Hf			G5-4-3 1-2f		IBB			P3	3	0	0	0	1	0	2
Joe Niekro, R (1, 1) OBP: 0.143, SLG: 0.111 Al Spangler, L (7, PH) OBP: 0.344, SLG: 0.362 Darcy Fast, L (7, 1) Phil Regan, R (7, 1) OBP: 0.143, SLG: 0.143			K		K		K			F2	2 1 0 1	0 0 0 0	0 0 0 0	0 0 0 0	0 0 0 0	2 1 0 0	0 2 0 0
Inning Stats	R: 0 H: 0 E: 0 LOB: 0 K: 0 BB: 0 S: 3 P: 3	R: 2 H: 1 E: 1 LOB: 0 K: 1 BB: 1 S: 6 P: 10	R: 0 H: 1 E: 0 LOB: 1 K: 1 BB: 0 S: 6 P: 6	R: 0 H: 0 E: 0 LOB: 0 K: 0 BB: 0 S: 3 P: 3	R: 0 H: 1 E: 0 LOB: 0 K: 1 BB: 0 S: 5 P: 5	R: 0 H: 0 E: 0 LOB: 1 K: 0 BB: 1 S: 3 P: 7	R: 0 H: 1 E: 0 LOB: 2 K: 1 BB: 1 S: 6 P: 10	R: 0 H: 1 E: 0 LOB: 1 K: 0 BB: 1 S: 3 P: 7	R: 0 H: 0 E: 0 LOB: 0 K: 0 BB: 0 S: 3 P: 3	R: 0 H: 1 E: 0 LOB: 0 K: 0 BB: 0 S: 3 P: 3	1B: 3 2B: 2 3B: 2 HR: 0	SF: 0 SAC: 1 DP: 3 HBP: 0					

PITCHER	IP	WLS	BF	H	R	ER	SO	BB	IBB	HBP	BLK	WP	HR	S	P	ERA	WHIP
Milt Pappas, R (1, 1) ERA: 5.17	7.0		27	4	2	1	4	2	1	0	0	0	0	32	44	1.29	0.857
Cecil Upshaw, R (8, 1) ERA: 3.05	3.0	W	10	2	0	0	0	0	1	0	0	0	0	9	13	0.00	0.667

PITCHER	IP	WLS	BF	H	R	ER	SO	BB	IBB	HBP	BLK	WP	HR	S	P	ERA	WHIP

TOP

Chicago Cubs @ Atlanta Braves

Atlanta Stadium, Atlanta, GA

Sat Jun 15 1968, 3:33 AM EDT

Att. 27,263 - Cloudy - 80 F

livebaseballscorecards.com

AB	32
R	2
H	6
RBI	2
BB	4
SO	4
LOB	14

WP: 0	PA: 38					
PB: 0						
SB: 0						
CS: 1						

Chicago Cubs @ Atlanta Braves

Atlanta Stadium, Atlanta, GA

Sat Jun 15 1968, 3:33 AM EDT

Att. 27,263 - Cloudy - 80 F

livebaseballscorecards.com

Batter	1	2	3	4	5	6	7	8	9	10	AB	R	H	RBI	BB	SO	LOB
Marty Martinez, S (1, 5) (8, 6) OBP: 0.313, SLG: 0.339	4-0 FC4-6 BB		S S S 0-3 ② K		B B B B 4-0 CS BB		x 0-0 ③ G3			x 0-0 ① F5	3	0	0	0	2	1	1
Felix Millan, R (1, 4) OBP: 0.329, SLG: 0.357	x 0-0 ① F4		x 0-0 ③ F8		x 0-0 ② ③ 5-3 1-2			x 0-0 1B		x 0-0 2B 1B	5	1	2	0	0	0	2
Hank Aaron, R (1, 9) OBP: 0.320, SLG: 0.464	x 0-0 ② FC4-6 S 1-2f			x 0-0 ① P5		x 0-0 G5-3 BB 1B		x 0-0 ① F8		x 0-0 1-H 2B	5	0	2	1	0	0	2
Joe Torre, R (1, 2) OBP: 0.356, SLG: 0.500	S S S 0-3 ③ K 1-2			x 0-0 ② 6-3		S S S 0-3 ① K		x 0-0 ② F8			4	0	0	0	0	2	3
Tito Francona, L (1, 7) OBP: 0.427, SLG: 0.437		B B B B 4-0 FC6-4 BB		B B B B 4-0 HR BB		B B B B 4-0 1-2 BB		x 0-0 ③ 1-3			1	1	0	0	3	0	1
Deron Johnson, R (1, 3) OBP: 0.280, SLG: 0.322		S S S 0-3 ① K		x 0-0 1-H HR		x 0-0 ② ③ G5-3 2-3f			x 0-0 ① 6-3		4	1	1	2	0	1	3
Sonny Jackson, L (1, 6) OBP: 0.286, SLG: 0.259 Bob Johnson, R (7, PH) OBP: 0.304, SLG: 0.273 (8, 5)		x 0-0 ② FC6-4 S 1-2f		x 0-0 1B			x 0-0 ① P6		x 0-0 ② 6-3		2 2	0 0	1 0	0 0	0 0	0 0	1 0
Mike Lum, L (1, 8) OBP: 0.267, SLG: 0.286 Tommie Aaron, R (7, PH) OBP: 0.333, SLG: 0.344 Cecil Upshaw, R (8, 1) OBP: 0.333, SLG: 0.333		x 0-0 ③ 6-3 1-2		x 0-0 ③ 1-3			B B B B 4-0 FC6-4 BB		x 0-0 1B		2 0 1	0 0 0	0 0 1	0 0 0	0 1 0	0 0 0	2 0 0
Milt Pappas, R (1, 1) OBP: 0.056, SLG: 0.056 Felipe Alou, R (7, PH) OBP: 0.363, SLG: 0.462 (8, 8)			x 0-0 ① 6-3		x 0-0 ① F2		x 0-0 ② FC6-4 1-2f		S S S 0-3 ③ K		2 2	0 0	0 0	0 0	0 0	0 1	0 2
Inning Stats	R: 0 H: 0 E: 0 LOB: 1 K: 1 BB: 1 S: 5 P: 9	R: 0 H: 0 E: 0 LOB: 1 K: 1 BB: 1 S: 5 P: 9	R: 0 H: 0 E: 0 LOB: 0 K: 1 BB: 0 S: 5 P: 5	R: 2 H: 2 E: 0 LOB: 1 K: 0 BB: 1 S: 5 P: 9	R: 0 H: 0 E: 0 LOB: 0 K: 0 BB: 1 S: 2 P: 6	R: 0 H: 1 E: 0 LOB: 1 K: 1 BB: 1 S: 5 P: 9	R: 0 H: 0 E: 0 LOB: 1 K: 0 BB: 1 S: 3 P: 7	R: 0 H: 1 E: 0 LOB: 1 K: 0 BB: 0 S: 4 P: 4	R: 0 H: 1 E: 0 LOB: 1 K: 1 BB: 0 S: 6 P: 6	R: 1 H: 2 E: 0 LOB: 1 K: 0 BB: 0 S: 3 P: 3	1B: 5 SF: 0 2B: 1 SAC: 0 3B: 0 DP: 1 HR: 1 HBP: 0						

	AB	33
	R	3
	H	7
	RBI	3
	BB	6
	SO	5
	LOB	17

WP: 0 PA: 39
PB: 0
SB: 2
CS: 1

PITCHER		IP	WLS	BF	H	R	ER	SO	BB	IBB	HBP	BLK	WP	HR	S	P	ERA	WHIP
Joe Niekro, R ERA: 5.25	(1, 1)	6.0		24	3	2	2	4	5	0	0	0	0	1	27	47	3.00	1.333
Darcy Fast, L ERA:	(7, 1)	0.1		2	0	0	0	0	1	0	0	0	0	0	1	5	0.00	3.000
Phil Regan, R ERA: 2.64	(7, 1)	3.0	L	13	4	1	1	1	0	0	0	0	0	0	15	15	3.00	1.333

PITCHER	IP	WLS	BF	H	R	ER	SO	BB	IBB	HBP	BLK	WP	HR	S	P	ERA	WHIP

Batter	1	2	3	4	5	6	7	8	9	10	11	AB	R	H	RBI	BB	SO	LOB
Don Kessinger, S (1, 6) OBP: 0.314, SLG: 0.331	1-3		BLK 1B		6-3		FC4-6			K		5	0	1	0	0	1	3
Glenn Beckert, R (1, 4) OBP: 0.273, SLG: 0.325	5-3		F8		K2-3			1B		F9		5	0	1	0	0	1	1
Billy Williams, L (1, 7) OBP: 0.322, SLG: 0.455	1B BB		BB			F9		F8		1B		3	0	1	0	2	0	1
Ron Santo, R (1, 5) OBP: 0.358, SLG: 0.498	1-3 1B		F8			K		14 G4-6-3 1B		F8		5	0	2	0	0	1	3
14 Ernie Banks, R (1, 3) OBP: 0.300, SLG: 0.482	F3			F8		P1		G4-6-3			F8	5	0	0	0	0	0	4
Lou Johnson, R (1, 9) OBP: 0.309, SLG: 0.391		1-3		BLK HBP			F7		5-3		F8	4	0	0	0	0	0	0
Randy Hundley, R (1, 2) OBP: 0.290, SLG: 0.330		K		F7			5-3		1B		1B	5	0	2	0	0	1	1
Adolfo Phillips, R (1, 8) OBP: 0.315, SLG: 0.367		5-3		F7			S 2B		K		1-2 1B	5	0	2	0	0	1	2
Fergie Jenkins, R (1, 1) OBP: 0.205, SLG: 0.222 Al Spangler, L (11, PH) OBP: 0.338, SLG: 0.356 Chuck Hartenstein, R (11, 1)			L4		6-3 1B			FC4-6 2-3 BB		K	4-3	3 1 0	0 0 0	1 0 0	0 0 0	1 0 0	1 0 0	1 2 0
Inning Stats	R: 0 E: 0 K: 0 S: 4 H: 1 LOB: 2 BB: 1 P: 8	R: 0 E: 0 K: 1 S: 5 H: 0 LOB: 0 BB: 0 P: 5	R: 0 E: 0 K: 0 S: 4 H: 1 LOB: 2 BB: 1 P: 8	R: 0 E: 0 K: 0 S: 3 H: 0 LOB: 1 BB: 0 P: 4	R: 0 E: 0 K: 1 S: 5 H: 1 LOB: 0 BB: 0 P: 5	R: 0 E: 0 K: 1 S: 5 H: 0 LOB: 0 BB: 0 P: 5	R: 0 E: 0 K: 0 S: 4 H: 1 LOB: 2 BB: 1 P: 8	R: 0 E: 0 K: 0 S: 4 H: 2 LOB: 1 BB: 0 P: 4	R: 0 E: 0 K: 2 S: 8 H: 1 LOB: 1 BB: 0 P: 8	R: 0 E: 0 K: 1 S: 6 H: 1 LOB: 1 BB: 0 P: 6	R: 0 E: 0 K: 0 S: 5 H: 2 LOB: 2 BB: 0 P: 5	1B: 9 2B: 1 3B: 0 HR: 0 SF: 0 SAC: 0 DP: 1 HBP: 1						

PITCHER	IP	WLS	BF	H	R	ER	SO	BB	IBB	HBP	BLK	WP	HR	S	P	ERA	WHIP
Phil Niekro, R (1, 1) ERA: 3.88	9.0		36	7	0	0	5	3	0	1	2	0	0	42	55	0.00	1.111
Jim Britton, R (10, 1) ERA: 2.53	2.0	W	9	3	0	0	1	0	0	0	0	0	0	11	11	0.00	1.500

PITCHER	IP	WLS	BF	H	R	ER	SO	BB	IBB	HBP	BLK	WP	HR	S	P	ERA	WHIP

TOP

Chicago Cubs @ Atlanta Braves

Atlanta Stadium, Atlanta, GA

Sun Jun 16 1968, 3:33 AM EDT

Att. 18,356 - Sunny - 90 F

livebaseballscorecards.com

AB	41
R	0
H	10
RBI	0
BB	3
SO	6
LOB	18

WP: 0	PA: 45
PB: 0	
SB: 1	
CS: 0	

Batter	1	2	3	4	5	6	7	8	9	10	11	AB	R	H	RBI	BB	SO	LOB
Felipe Alou, R (1, 8) OBP: 0.360, SLG: 0.457	K		FC5-4 1B 1B		K			F2		F5		5	0	1	0	0	2	2
Felix Millan, R (1, 4) OBP: 0.327, SLG: 0.354	F9		F5-4 1-2 1B		6-3			F8			6-3	5	0	1	0	0	0	1
Hank Aaron, R (1, 9) OBP: 0.322, SLG: 0.465	2B		FC5-4 1-2f 2-3			5-3		4-3			2B BB	4	1	1	0	1	0	2
Joe Torre, R (1, 2) OBP: 0.349, SLG: 0.495	K		F8			K			6-3		1-H 2B	5	0	1	1	0	2	3
Tito Francona, L (1, 7) OBP: 0.430, SLG: 0.434 Jim Britton, R (10, 1) OBP: 0.286, SLG: 0.286		BB		G6-4-3 1B		K			K			3 0	0 0	1 0	0 0	1 0	2 0	0 0
Deron Johnson, R (1, 3) OBP: 0.273, SLG: 0.313		K		G6-4-3 1-2f			5-3		F5			4	0	0	0	0	1	2
Sonny Jackson, L (1, 6) OBP: 0.281, SLG: 0.254		F9		P6			F3			2-3		4	0	0	0	0	0	1
Marty Martinez, S (1, 5) OBP: 0.338, SLG: 0.344		F7			SH1 BB		1B			BB		2	0	1	0	2	0	1
Phil Niekro, R (1, 1) OBP: 0.125, SLG: 0.250 Mike Lum, L (10, 7) OBP: 0.263, SLG: 0.282			F8		SH1 1-2		F7			F8		2 1	0 0	0 0	0 0	0 0	0 0	1 1
Inning Stats	R: 0 H: 1 E: 0 LOB: 1 K: 2 BB: 0 S: 8 P: 8	R: 0 H: 0 E: 0 LOB: 1 K: 1 BB: 1 S: 5 P: 9	R: 0 H: 2 E: 0 LOB: 2 K: 0 BB: 0 S: 5 P: 5	R: 0 H: 1 E: 0 LOB: 0 K: 0 BB: 0 S: 3 P: 3	R: 0 H: 0 E: 0 LOB: 1 K: 1 BB: 1 S: 5 P: 9	R: 0 H: 0 E: 0 LOB: 0 K: 2 BB: 0 S: 7 P: 7	R: 0 H: 1 E: 0 LOB: 1 K: 0 BB: 0 S: 4 P: 4	R: 0 H: 0 E: 0 LOB: 0 K: 0 BB: 0 S: 3 P: 3	R: 0 H: 0 E: 0 LOB: 0 K: 1 BB: 0 S: 5 P: 5	R: 0 H: 0 E: 0 LOB: 1 K: 0 BB: 1 S: 3 P: 7	R: 1 H: 1 E: 0 LOB: 1 K: 0 BB: 1 S: 2 P: 6	1B: 4 SF: 0 2B: 2 SAC: 1 3B: 0 DP: 1 HR: 0 HBP: 0						

PITCHER	IP	WLS	BF	H	R	ER	SO	BB	IBB	HBP	BLK	WP	HR	S	P	ERA	WHIP
Fergie Jenkins, R (1, 1) ERA: 2.42	10.0		37	5	0	0	7	3	0	0	0	0	0	48	60	0.00	0.800
Chuck Hartenstein, R (11, 1) ERA: 4.25	0.1	L	3	1	1	1	0	1	0	0	0	0	0	2	6	27.00	6.000

PITCHER	IP	WLS	BF	H	R	ER	SO	BB	IBB	HBP	BLK	WP	HR	S	P	ERA	WHIP

BOTTOM

Chicago Cubs @ Atlanta Braves

Atlanta Stadium, Atlanta, GA

Sun Jun 16 1968, 3:33 AM EDT

Att. 18,356 - Sunny - 90 F

livebaseballscorecards.com

AB	35
R	1
H	6
RBI	1
BB	4
SO	7
LOB	14

WP: 0 PA: 40
PB: 0
SB: 0
CS: 0

Cincinnati Reds @ Atlanta Braves

Atlanta Stadium, Atlanta, GA

Mon Jun 17 1968, 7:05 PM EDT

Att. 10,352 - Unknown

TOP

livebaseballscorecards.com

Batter	1	2	3	4	5	6	7	8	9	AB	R	H	RBI	BB	SO	LOB
Pete Rose, S (1, 9) OBP: 0.411, SLG: 0.479	6-3		FC6-4 1B 2-H 1B		K			FC1-5 1-2 1B		4	0	2	1	0	1	0
Tommy Helms, R (1, 4) OBP: 0.317, SLG: 0.388	F9		FC6-4 1-2 1B			P9		FC1-5 G4-6-3 1-2 2-3f		4	0	1	0	0	0	2
Alex Johnson, R (1, 7) OBP: 0.352, SLG: 0.389	4-3		FC6-4 CS 1-2f 2-3			K		G4-6-3 1-2f		4	0	0	0	0	1	4
Tony Perez, R (1, 5) OBP: 0.312, SLG: 0.386		F3	CS 1-2	4-3		F9			6-3	4	0	0	0	0	0	0
Vada Pinson, L (1, 8) OBP: 0.322, SLG: 0.396		F7		P6			P6		E1 S	4	0	0	0	0	0	0
Lee May, R (1, 3) OBP: 0.327, SLG: 0.404		E5		P6			F8		P3 2-3	4	0	0	0	0	0	1
Johnny Bench, R (1, 2) OBP: 0.300, SLG: 0.400		K			P4		FC6-4 1B		FC6-4 IBB	3	0	1	0	1	1	1
Leo Cardenas, R (1, 6) OBP: 0.259, SLG: 0.237			SH1-4 1B BB		K		FC6-4 1-2f		FC6-4 1-2f	3	1	0	0	1	1	3
Jim Maloney, L (1, 1) OBP: 0.286, SLG: 0.407			SH1-4 1-2		HR			FC1-5 1B		1	1	1	1	0	0	0
Fred Whitfield, L (8, PH) OBP: 0.250, SLG: 0.258										1	0	1	0	0	0	0
Giraldo Ruiz, S (8, PR) OBP: 0.462, SLG: 0.412										0	0	0	0	0	0	0
Ted Abernathy, R (8, 1)										0	0	0	0	0	0	0

Inning Stats	1	2	3	4	5	6	7	8	9
R	0	0	1	0	1	0	0	0	0
E	0	1	0	0	0	0	0	0	1
K	0	1	0	0	2	1	0	0	0
S	3	6	4	3	8	5	4	4	4
H	0	0	2	0	1	0	1	2	0
LOB	0	1	1	0	0	0	1	0	2
BB	0	0	1	0	0	0	0	0	1
P	3	6	8	3	8	5	4	4	8

1B	5
2B	0
3B	0
HR	1
SF	0
SAC	1
DP	1
HBP	0
WP	0
PB	0
SB	1
CS	1
PA	36

AB	32
R	2
H	6
RBI	2
BB	2
SO	4
LOB	11

PITCHER	IP	WLS	BF	H	R	ER	SO	BB	IBB	HBP	BLK	WP	HR	S	P	ERA	WHIP
Pat Jarvis, R (1, 1) ERA: 2.09	9.0	W	35	6	2	2	4	1	1	0	0	0	1	41	49	2.00	0.778

PITCHER	IP	WLS	BF	H	R	ER	SO	BB	IBB	HBP	BLK	WP	HR	S	P	ERA	WHIP

Cincinnati Reds @ Atlanta Braves

Atlanta Stadium, Atlanta, GA

Mon Jun 17 1968, 7:05 PM EDT

Att. 10,352 - Unknown

BOTTOM

Batter	1	2	3	4	5	6	7	8	9	AB	R	H	RBI	BB	SO	LOB
Felipe Alou, R (1, 8) OBP: 0.361, SLG: 0.459	P5		3-1		1B 1-3 1B		6-3		E 2B	5	1	2	0	0	0	0
Felix Millan, R (1, 4) OBP: 0.324, SLG: 0.351	F7			6-3	G6-4-3 1-2 3-H 1B		K		E5 2-H	5	0	1	1	0	1	0
Hank Aaron, R (1, 9) OBP: 0.324, SLG: 0.478	6-3			HR	G6-4-3 1-2f		1B			4	1	2	1	0	0	2
Joe Torre, R (1, 2) OBP: 0.336, SLG: 0.476		L6		K		P4	F7			4	0	0	0	0	1	1
Tito Francona, L (1, 7) OBP: 0.432, SLG: 0.431		5-3 1B		BBBB 1B BB		L5		G3		3	0	1	0	1	0	0
Deron Johnson, R (1, 3) OBP: 0.278, SLG: 0.313		5-3 1-2		FC6-4 1-2 1B		BBBB 2B BB		1-3		3	0	1	0	1	0	1
Sonny Jackson, L (1, 6) OBP: 0.284, SLG: 0.263		6-3		FC6-4 1-2f		1-3 2B		CS 1B		4	0	2	0	0	0	3
Marty Martinez, S (1, 5) OBP: 0.347, SLG: 0.344			K		1B 1B 1B	IIII IBB		CS 1-2	6-3	3	1	1	0	1	1	0
Pat Jarvis, R (1, 1) OBP: 0.171, SLG: 0.128			4-3		B1	K			K	4	0	0	0	0	2	4
Inning Stats	R: 0 E: 0 K: 0 S: 3 / H: 0 LOB: 0 BB: 0 P: 3	R: 0 E: 0 K: 0 S: 4 / H: 1 LOB: 1 BB: 0 P: 4	R: 0 E: 0 K: 1 S: 5 / H: 0 LOB: 0 BB: 0 P: 5	R: 1 E: 0 K: 1 S: 7 / H: 2 LOB: 2 BB: 1 P: 11	R: 1 E: 0 K: 0 S: 5 / H: 3 LOB: 1 BB: 0 P: 5	R: 0 E: 0 K: 1 S: 6 / H: 1 LOB: 3 BB: 2 P: 14	R: 0 E: 0 K: 1 S: 6 / H: 1 LOB: 1 BB: 0 P: 6	R: 0 E: 0 K: 0 S: 3 / H: 1 LOB: 0 BB: 0 P: 3	R: 1 E: 1 K: 1 S: 6 / H: 1 LOB: 1 BB: 0 P: 6	1B: 7 2B: 2 3B: 0 HR: 1	SF: 0 SAC: 0 DP: 1 HBP: 0						

livebaseballscorecards.com

AB	35
R	3
H	10
RBI	2
BB	3
SO	5
LOB	11

WP: 0 PB: 0 SB: 0 CS: 1 PA: 39

PITCHER		IP	WLS	BF	H	R	ER	SO	BB	IBB	HBP	BLK	WP	HR	S	P	ERA	WHIP
Jim Maloney, R ERA: 3.35	(1, 1)	7.0		31	8	2	2	4	2	1	0	0	0	1	36	48	2.57	1.429
Ted Abernathy, R ERA: 0.55	(8, 1)	1.2	L	7	2	1	0	1	0	0	0	0	0	0	9	9	0.00	1.200

PITCHER	IP	WLS	BF	H	R	ER	SO	BB	IBB	HBP	BLK	WP	HR	S	P	ERA	WHIP

Cincinnati Reds @ Atlanta Braves

Atlanta Stadium, Atlanta, GA

Tue Jun 18 1968, 7:05 PM EDT

Att. 12,021 - Unknown

TOP

livebaseballscorecards.com

Batter	1	2	3	4	5	6	7	8	9	AB	R	H	RBI	BB	SO	LOB
Pete Rose, S (1, 9) OBP: 0.421, SLG: 0.500	BB E 1B		3B 2B	1B 2B 2-H		1-3 2B		1-2 1B		5	2	5	1	0	0	0
Tommy Helms, R (1, 4) OBP: 0.319, SLG: 0.396	E6 BB 1-2		FC4-2-5 3B 2-H	2B 1B 2-H		F3		F8		5	0	2	2	0	0	4
Vada Pinson, L (1, 8) OBP: 0.320, SLG: 0.396	P5		G3	1-3 2B		6-3			P3	5	0	1	0	0	0	5
Fred Whitfield, L (1, 3) OBP: 0.250, SLG: 0.246 Ted Abernathy, R (7, 1)	F7		FC4-2-5 3-H	4-3			B B B B 2B BB		B B B B HR BB	3 0	1 1	0 0	0 0	1 1	0 0	5 0
Mack Jones, L (1, 7) OBP: 0.321, SLG: 0.326	B B B B FC6-4 BB 1-2 2-3		4-3		S S S K		F7		1-H HR	4	1	1	2	1	1	2
Johnny Bench, R (1, 2) OBP: 0.302, SLG: 0.418	FC6-4 1-2f			HR	F3		1-H 2B		F9	5	1	2	2	0	0	3
Giraldo Ruiz, S (1, 5) OBP: 0.409, SLG: 0.359		P4		P5	S S S K		4-3		F8	5	0	0	0	0	1	0
Leo Cardenas, R (1, 6) OBP: 0.259, SLG: 0.237		S S S K		SH2-4 2B 1B		4-3		F8		4	1	1	0	0	1	0
Tony Cloninger, R (1, 1) Don Pavletich, R (6, PH) OBP: 0.148, SLG: 0.148 Clay Carroll, R (6, 1) Lee May, R (7, 3) OBP: 0.330, SLG: 0.407		F8	SH2-4 1-2			2B 1B		CS 1B		0 1 0 1	0 0 0 0	0 1 0 1	0 0 0 0	0 0 0 0	0 0 0 0	0 0 0 0
Inning Stats	R: 0 E: 1 K: 0 S: 5 H: 1 LOB: 3 BB: 1 P: 9	R: 0 E: 0 K: 1 S: 5 H: 0 LOB: 0 BB: 0 P: 5	R: 1 E: 0 K: 0 S: 5 H: 2 LOB: 1 BB: 0 P: 5	R: 3 E: 0 K: 0 S: 8 H: 5 LOB: 2 BB: 0 P: 8	R: 0 E: 0 K: 2 S: 7 H: 0 LOB: 0 BB: 0 P: 7	R: 0 E: 0 K: 0 S: 5 H: 2 LOB: 2 BB: 0 P: 5	R: 1 E: 0 K: 0 S: 3 H: 1 LOB: 0 BB: 1 P: 7	R: 0 E: 0 K: 0 S: 4 H: 2 LOB: 1 BB: 0 P: 4	R: 2 E: 0 K: 0 S: 4 H: 1 LOB: 0 BB: 1 P: 8	1B: 6 2B: 5 3B: 1 HR: 2	SF: 0 SAC: 1 DP: 0 HBP: 0						

AB	38
R	7
H	14
RBI	7
BB	3
SO	3
LOB	19

WP: 0 PB: 0 SB: 0 CS: 1 PA: 43

PITCHER		IP	WLS	BF	H	R	ER	SO	BB	IBB	HBP	BLK	WP	HR	S	P	ERA	WHIP
Ken Johnson, R ERA: 2.41	(1, 1)	3.1		17	5	3	3	1	1	0	0	0	0	1	18	22	8.10	1.800
Jim Britton, R ERA: 2.78	(4, 1)	3.2		17	6	2	2	2	1	0	0	0	0	0	20	24	4.91	1.909
Claude Raymond, R ERA: 2.13	(8, 1)	2.0	L	9	3	2	2	0	1	0	0	0	0	1	8	12	9.00	2.000

PITCHER	IP	WLS	BF	H	R	ER	SO	BB	IBB	HBP	BLK	WP	HR	S	P	ERA	WHIP

Cincinnati Reds @ Atlanta Braves

Atlanta Stadium, Atlanta, GA

Tue Jun 18 1968, 7:05 PM EDT

Att. 12,021 - Unknown

BOTTOM

Batter	1	2	3	4	5	6	7	8	9	AB	R	H	RBI	BB	SO	LOB
Felipe Alou, R (1, 8) OBP: 0.362, SLG: 0.462	K		BB, SH3-4, 1B 1-2 2-H		K		1B, 1B, 2B		F5	5	1	2	1	0	2	0
Felix Millan, R (1, 4) OBP: 0.324, SLG: 0.351	6-3		SH3-4 1-2 2-3		4-3		1B 2-3			3	0	1	0	0	0	0
Hank Aaron, R (1, 9) OBP: 0.331, SLG: 0.479	E, BB		BB, IBB		K		1-2 3-H			2	1	1	1	2	1	0
Joe Torre, R (1, 2) OBP: 0.333, SLG: 0.462	K 1-H		G6-4-3, BB 1-2 2-3 3-H			F8	K			3	0	0	1	1	2	2
Tito Francona, L (1, 7) OBP: 0.426, SLG: 0.420		L5	G6-4-3 1-2f			FC4-6, BB		G3		3	0	0	0	1	0	3
Deron Johnson, R (1, 3) OBP: 0.277, SLG: 0.312		G4-3, 1B		K		F5		F8		4	0	1	0	0	1	1
Sonny Jackson, L (1, 6) OBP: 0.284, SLG: 0.272		G4-3 1-2f		1B, 3B		FC4-6 1-2f		1-3		4	1	1	0	0	0	2
Marty Martinez, S (1, 5) OBP: 0.355, SLG: 0.343			SH, 1B, BB	CS, 1B 3-H			1-3		1-3	3	1	1	1	1	0	0
Ken Johnson, R (1, 1) OBP: 0.077, SLG: 0.077			SH SH3-4, 1B 1-2, BB	F3 1-2			F7		4-3	0	1	0	0	0	0	0
Jim Britton, R (4, 1) OBP: 0.250, SLG: 0.250										1	0	0	0	0	0	1
Mike Lum, L (7, PH) OBP: 0.260, SLG: 0.278										1	0	0	0	0	0	0
Claude Raymond, R (8, 1)										0	0	0	0	0	0	0
Sandy Valdespino, L (9, PH) OBP: 0.323, SLG: 0.282										1	0	0	0	0	0	0
Inning Stats	R: 1 E: 1 K: 2 S: 7 H: 0 LOB: 0 BB: 1 P: 11	R: 0 E: 0 K: 0 S: 3 H: 1 LOB: 0 BB: 0 P: 3	R: 2 E: 0 K: 0 S: 4 H: 1 LOB: 2 BB: 3 P: 16	R: 1 E: 0 K: 1 S: 6 H: 2 LOB: 0 BB: 0 P: 6	R: 0 E: 0 K: 2 S: 7 H: 0 LOB: 0 BB: 0 P: 7	R: 0 E: 0 K: 0 S: 3 H: 0 LOB: 1 BB: 1 P: 7	R: 1 E: 0 K: 1 S: 8 H: 3 LOB: 2 BB: 0 P: 8	R: 0 E: 0 K: 0 S: 3 H: 0 LOB: 0 BB: 0 P: 3	R: 0 E: 0 K: 0 S: 3 H: 0 LOB: 0 BB: 0 P: 3	1B: 5 2B: 1 3B: 1 HR: 0 SF: 0 SAC: 2 DP: 2 HBP: 0	WP: 0 PB: 0 SB: 0 CS: 1 PA: 37					

PITCHER		IP	WLS	BF	H	R	ER	SO	BB	IBB	HBP	BLK	WP	HR	S	P	ERA	WHIP
Tony Cloninger, R ERA: 5.67	(1, 1)	5.0		21	4	4	3	5	3	1	0	0	0	0	27	43	5.40	1.400
Clay Carroll, R ERA: 4.18	(6, 1)	1.2		8	2	1	1	0	1	0	0	0	0	0	7	11	5.40	1.800
Ted Abernathy, R ERA: 0.53	(7, 1)	2.1	W	8	1	0	0	1	0	0	0	0	0	0	10	10	0.00	0.429

PITCHER	IP	WLS	BF	H	R	ER	SO	BB	IBB	HBP	BLK	WP	HR	S	P	ERA	WHIP

livebaseballscorecards.com

AB	30
R	5
H	7
RBI	4
BB	5
SO	6
LOB	9

Batter	1	2	3	4	5	6	7	8	9	AB	R	H	RBI	BB	SO	LOB
Pete Rose, S (1, 9) OBP: 0.419, SLG: 0.494	1-3		BBBB 4-0 2-3 BB			SSS 0-3 K		0-0 F8		3	0	0	0	1	1	1
Tommy Helms, R (1, 4) OBP: 0.314, SLG: 0.390	6-3		0-0 L7			0-0 F8			0-0 1-3	4	0	0	0	0	0	2
Vada Pinson, L (1, 8) OBP: 0.319, SLG: 0.398	F5			0-0 F9			0-0 F7		0-0 2B 2B	4	1	1	0	0	0	0
Fred Whitfield, L (1, 3) OBP: 0.263, SLG: 0.274		0-0 G4-6-3 1B		SSS 0-3 K			SSS 0-3 K		0-0 6-3 2-H 2B	4	0	2	1	0	2	0
Mack Jones, L (1, 7) OBP: 0.298, SLG: 0.298		0-0 G4-6-3 1-2f		0-0 4-3			0-0 E4		0-0 6-3 2-3	4	0	0	0	0	0	2
Johnny Bench, R (1, 2) OBP: 0.297, SLG: 0.410		0-0 P4			0-0 4-3		0-0 F9		0-0 F8	4	0	0	0	0	0	2
Giraldo Ruiz, S (1, 5) OBP: 0.383, SLG: 0.333			0-0 5-3		0-0 4-3			0-0 3-1		3	0	0	0	0	0	0
Leo Cardenas, R (1, 6) OBP: 0.260, SLG: 0.235			BBBB 4-0 WP SH3-4 BB		0-0 6-3			0-0 6-3		2	0	0	0	1	0	0
Billy McCool, R (1, 1) Bill Kelso, R (4, 1) Don Pavletich, R (6, PH) OBP: 0.143, SLG: 0.143 Jay Ritchie, R (6, 1) Alex Johnson, R (8, PH) OBP: 0.355, SLG: 0.391 Clay Carroll, R (8, 1)			0-0 SH3-4 1-2			0-0 1-3		0-0 1B		0 0 1 0 1 0	0 0 0 0 0 0	0 0 0 0 0 0	0 0 0 0 0 0	0 0 0 0 0 0	0 0 0 0 0 0	0 0 0 0 0 0
Inning Stats	R: 0 H: 0 E: 0 LOB: 0 K: 0 BB: 0 S: 3 P: 3	R: 0 H: 1 E: 0 LOB: 0 K: 0 BB: 0 S: 3 P: 3	R: 0 H: 0 E: 0 LOB: 2 K: 0 BB: 2 S: 3 P: 11	R: 0 H: 0 E: 0 LOB: 0 K: 1 BB: 0 S: 5 P: 5	R: 0 H: 0 E: 0 LOB: 0 K: 0 BB: 0 S: 3 P: 3	R: 0 H: 0 E: 0 LOB: 0 K: 1 BB: 0 S: 5 P: 5	R: 0 H: 0 E: 1 LOB: 1 K: 1 BB: 0 S: 6 P: 6	R: 0 H: 1 E: 0 LOB: 1 K: 0 BB: 0 S: 4 P: 4	R: 1 H: 2 E: 0 LOB: 1 K: 0 BB: 0 S: 5 P: 5	1B: 2 SF: 0 2B: 2 SAC: 1 3B: 0 DP: 1 HR: 0 HBP: 0						

PITCHER	IP	WLS	BF	H	R	ER	SO	BB	IBB	HBP	BLK	WP	HR	S	P	ERA	WHIP
Ron Reed, R (1, 1) ERA: 3.03	9.0	W	33	4	1	1	3	2	0	0	0	1	0	37	45	1.00	0.667

PITCHER	IP	WLS	BF	H	R	ER	SO	BB	IBB	HBP	BLK	WP	HR	S	P	ERA	WHIP

TOP

Cincinnati Reds @ Atlanta Braves

Atlanta Stadium, Atlanta, GA

Wed Jun 19 1968, 7:05 PM EDT

Att. 10,174 - Unknown

livebaseballscorecards.com

AB	30
R	1
H	4
RBI	1
BB	2
SO	3
LOB	7

WP: 1	PA: 33
PB: 0	
SB: 0	
CS: 0	

Cincinnati Reds @ Atlanta Braves

Atlanta Stadium, Atlanta, GA

Wed Jun 19 1968, 7:05 PM EDT

Att. 10,174 - Unknown

livebaseballscorecards.com

BOTTOM

Batter	1	2	3	4	5	6	7	8	9	AB	R	H	RBI	BB	SO	LOB
Felipe Alou, R (1, 8) OBP: 0.359, SLG: 0.457	F8	3-1		2-H: 1B 1B		F7		5-3		5	0	1	1	0	0	0
Felix Millan, R (1, 4) OBP: 0.337, SLG: 0.365	1B 1B		BB 1B 1B	1-2 1B		2B		H: 1-0 FC5-4 HBP		4	1	4	0	0	0	0
Sonny Jackson, L (8, PR) (9, 6) OBP: 0.284, SLG: 0.272										0	0	0	0	0	0	0
Hank Aaron, R (1, 9) OBP: 0.332, SLG: 0.473	P5		B B B B: 4-0 E 1B 1-2 2-1 BB	S S S: 0-3 K		IBB		FC5-4 1-2f		3	0	0	0	2	1	4
Joe Torre, R (1, 2) OBP: 0.347, SLG: 0.468	BB 1-3 1B		E9 1-3 2-H 1B		B B B B: 4-0 BB BB	S S S: 0-3 K				3	0	2	1	1	1	2
Deron Johnson, R (1, 3) OBP: 0.277, SLG: 0.306	B B B B: 4-0 1-2 BB		S S S: 0-3 K		F3		S S S: 0-3 K			3	0	0	0	1	2	3
Tommie Aaron, R (1, 7) OBP: 0.330, SLG: 0.333	F9		F8		B B B B: 4-0 1-2 BB		4-3			3	0	0	0	1	0	5
Clete Boyer, R (1, 5) OBP: 0.269, SLG: 0.306		HR	2-1 3-H	F8	F9		1B			4	1	2	1	0	0	2
Marty Martinez, S (1, 6) (9, 4) OBP: 0.350, SLG: 0.329		4-3		B B B B: 4-0 SH1-4 1B BB	S S S: 0-3 K		S S S: 0-3 K			3	1	0	0	1	2	3
Ron Reed, R (1, 1) OBP: 0.219, SLG: 0.167		S S S: 0-3 K		SH1-4 1-2		1-3		S S S: 0-3 K		3	0	0	0	0	2	0
Inning Stats	R: 0 E: 0 K: 0 S: 5 H: 2 LOB: 3 BB: 1 P: 9	R: 1 E: 0 K: 1 S: 6 H: 1 LOB: 0 BB: 0 P: 6	R: 1 E: 1 K: 1 S: 6 H: 2 LOB: 2 BB: 1 P: 10	R: 1 E: 0 K: 1 S: 7 H: 2 LOB: 2 BB: 1 P: 11	R: 0 E: 0 K: 1 S: 5 H: 0 LOB: 2 BB: 2 P: 13	R: 0 E: 0 K: 1 S: 6 H: 1 LOB: 2 BB: 1 P: 10	R: 0 E: 0 K: 2 S: 8 H: 1 LOB: 1 BB: 0 P: 8	R: 0 E: 0 K: 1 S: 5 H: 0 LOB: 1 BB: 0 P: 6		1B: 7 2B: 1 3B: 0 HR: 1 SF: 0 SAC: 1 DP: 0 HBP: 1						

	AB	31
	R	3
	H	9
	RBI	3
	BB	6
	SO	8
	LOB	19

WP: 0 PB: 0 SB: 0 CS: 0 PA: 39

PITCHER		IP	WLS	BF	H	R	ER	SO	BB	IBB	HBP	BLK	WP	HR	S	P	ERA	WHIP
Billy McCool, L ERA: 4.66	(1, 1)	3.2	L	21	7	3	3	2	3	0	0	0	0	1	21	33	7.36	2.727
Bill Kelso, R ERA: 2.79	(4, 1)	1.1		6	0	0	0	2	2	0	0	0	0	0	8	16	0.00	1.500
Jay Ritchie, R ERA:	(6, 1)	2.0		9	2	0	0	3	0	1	0	0	0	0	14	18	0.00	1.000
Clay Carroll, R ERA: 4.03	(8, 1)	1.0		4	0	0	0	1	0	0	1	0	0	0	5	6	0.00	0.000

PITCHER	IP	WLS	BF	H	R	ER	SO	BB	IBB	HBP	BLK	WP	HR	S	P	ERA	WHIP

Cincinnati Reds @ Atlanta Braves

Atlanta Stadium, Atlanta, GA

Thu Jun 20 1968, 7:05 PM EDT

Att. 13,259 - Unknown

TOP

livebaseballscorecards.com

Batter	1	2	3	4	5	6	7	8	9	AB	R	H	RBI	BB	SO	LOB
Pete Rose, S (1, 9) OBP: 0.413, SLG: 0.487	K		F5		1-6-3		6-3			4	0	0	0	0	1	0
Tommy Helms, R (1, 4) OBP: 0.313, SLG: 0.387	5-3		4-3		F9			FC6-4 1B		4	0	1	0	0	0	0
Mack Jones, L (1, 7) OBP: 0.311, SLG: 0.314	4-3		1B			1B		FC6-4 1-2f		4	0	2	0	0	0	1
Fred Whitfield, L (1, 3) OBP: 0.250, SLG: 0.260		4-3	L9			K		F7		4	0	0	0	0	1	3
Vada Pinson, L (1, 8) OBP: 0.321, SLG: 0.403		1B 1B 2B		F8		1B 1-3 1B		F8		4	1	2	0	0	0	1
Tony Perez, R (1, 5) OBP: 0.315, SLG: 0.388		1B 2-3 1B		L7		FC6-4 1-2 1B			6-3	4	0	2	0	0	0	0
Johnny Bench, R (1, 2) OBP: 0.296, SLG: 0.408		F3		1B		FC6-4 1-2f			F8	4	0	1	0	0	0	4
Leo Cardenas, R (1, 6) OBP: 0.260, SLG: 0.235		1-2 3-H 1B		4-3			K		6-3	4	0	1	1	0	1	1
Gary Nolan, R (1, 1) OBP: 0.083, SLG: 0.083		F9			K		F8			2	0	0	0	0	1	2
Alex Johnson, R (7, PH) OBP: 0.354, SLG: 0.390										1	0	0	0	0	0	0
Jay Ritchie, R (7, 1)										0	0	0	0	0	0	0

	AB	35
	R	1
	H	9
	RBI	1
	BB	0
	SO	4
	LOB	12

Inning Stats	1	2	3	4	5	6	7	8	9
	R: 0 E: 0 K: 1 S: 5 H: 0 LOB: 0 BB: 0 P: 5	R: 1 E: 0 K: 0 S: 6 H: 3 LOB: 2 BB: 0 P: 6	R: 0 E: 0 K: 0 S: 4 H: 1 LOB: 1 BB: 0 P: 4	R: 0 E: 0 K: 0 S: 4 H: 1 LOB: 1 BB: 0 P: 4	R: 0 E: 0 K: 1 S: 5 H: 0 LOB: 0 BB: 0 P: 5	R: 0 E: 0 K: 1 S: 7 H: 3 LOB: 2 BB: 0 P: 7	R: 0 E: 0 K: 1 S: 5 H: 0 LOB: 0 BB: 0 P: 5	R: 0 E: 0 K: 0 S: 4 H: 1 LOB: 1 BB: 0 P: 4	R: 0 E: 0 K: 0 S: 3 H: 0 LOB: 0 BB: 0 P: 3

	1B: 8	SF: 0	WP: 0	PA: 35
	2B: 1	SAC: 0	PB: 0	
	3B: 0	DP: 0	SB: 0	
	HR: 0	HBP: 0	CS: 0	

PITCHER		IP	WLS	BF	H	R	ER	SO	BB	IBB	HBP	BLK	WP	HR	S	P	ERA	WHIP
Milt Pappas, R ERA: 4.9	(1, 1)	5.2	W	23	7	1	1	3	0	0	0	0	0	0	29	29	1.59	1.235
Cecil Upshaw, R ERA: 2.83	(6, 1)	3.1	S	12	2	0	0	1	0	0	0	0	0	0	14	14	0.00	0.600

PITCHER	IP	WLS	BF	H	R	ER	SO	BB	IBB	HBP	BLK	WP	HR	S	P	ERA	WHIP

Cincinnati Reds @ Atlanta Braves

Atlanta Stadium, Atlanta, GA

Thu Jun 20 1968, 7:05 PM EDT

Att. 13,259 - Unknown

livebaseballscorecards.com

BOTTOM

Batter	1	2	3	4	5	6	7	8	9	AB	R	H	RBI	BB	SO	LOB
Felipe Alou, R (1, 8) OBP: 0.354, SLG: 0.451	F5		G3 (1-2)		F2		K			4	0	0	0	0	1	4
Tito Francona, L (1, 7) OBP: 0.429, SLG: 0.426	FC6-4 BB		F7		E6 (1-H, 2-H) 2B		K			3	0	1	1	1	1	2
Mike Lum, L (8, 7) OBP: 0.260, SLG: 0.278										0	0	0	0	0	0	0
Hank Aaron, R (1, 9) OBP: 0.327, SLG: 0.465	FC6-4 S (1-2f)		F8		K		P4			4	0	0	0	0	1	4
Joe Torre, R (1, 2) OBP: 0.352, SLG: 0.491	BB (1-2)			HR	K			5-3		3	1	1	1	1	1	1
Clete Boyer, R (1, 5) OBP: 0.268, SLG: 0.302	6-3			P3		FC4 BB		E6		3	0	0	0	1	0	2
Deron Johnson, R (1, 3) OBP: 0.276, SLG: 0.300		G4-3 BB		K		P6		P4		3	0	0	0	1	1	2
Sonny Jackson, L (1, 6) OBP: 0.279, SLG: 0.267		K		F8		FC4 (1-2f)		F8		4	0	0	0	0	1	3
Marty Martinez, S (1, 4) OBP: 0.349, SLG: 0.329		G4-3 (1-2f)			1B 2B 1B	P5				3	1	1	0	0	0	2
Milt Pappas, R (1, 1) OBP: 0.150, SLG: 0.105					2B E (1-2) 1B		BB			1	1	1	0	1	0	0
Cecil Upshaw, R (6, 1) OBP: 0.429, SLG: 0.333			G3 BB							0	0	0	0	1	0	0
Inning Stats	R: 0 E: 0 K: 0 S: 3 H: 0 LOB: 2 BB: 2 P: 11	R: 0 E: 0 K: 1 S: 4 H: 0 LOB: 0 BB: 1 P: 8	R: 0 E: 0 K: 0 S: 3 H: 0 LOB: 1 BB: 1 P: 7	R: 1 E: 0 K: 1 S: 6 H: 1 LOB: 0 BB: 0 P: 6	R: 2 E: 1 K: 2 S: 10 H: 3 LOB: 1 BB: 0 P: 10	R: 0 E: 0 K: 0 S: 3 H: 0 LOB: 1 BB: 1 P: 7	R: 0 E: 0 K: 2 S: 7 H: 0 LOB: 1 BB: 1 P: 11	R: 0 E: 1 K: 0 S: 4 H: 0 LOB: 1 BB: 0 P: 4		1B: 2 2B: 1 3B: 0 HR: 1	SF: 0 SAC: 0 DP: 1 HBP: 0						

	AB	28
	R	3
	H	4
	RBI	2
	BB	6
	SO	6
	LOB	20

WP: 0 PB: 0 SB: 1 CS: 0 PA: 34

PITCHER	IP	WLS	BF	H	R	ER	SO	BB	IBB	HBP	BLK	WP	HR	S	P	ERA	WHIP
Gary Nolan, R (1, 1) ERA: 2.12	6.0	L	26	4	3	2	4	5	0	0	0	0	1	29	49	3.00	1.500
Jay Ritchie, R (7, 1) ERA:	2.0		8	0	0	0	2	1	0	0	0	0	0	11	15	0.00	0.500

PITCHER	IP	WLS	BF	H	R	ER	SO	BB	IBB	HBP	BLK	WP	HR	S	P	ERA	WHIP

Batter	1	2	3	4	5	6	7	8	9	10	11	12	13	AB	R	H	RBI	BB	SO	LOB
Felipe Alou, R (1, 8) OBP: 0.357, SLG: 0.449	4-3		6-3		SF7 3-H		BB		IBB 1-2			E 1B		3	0	1	1	2	0	1
Bob Johnson, R (1, 4) OBP: 0.308, SLG: 0.280	5-3		2-H 1B		K		F5		K			E6 1-2	G6-3	3	0	1	1	0	1	1
Tito Francona, L (7, PH) OBP: 0.429, SLG: 0.422														1	0	0	0	0	0	1
Jim Britton, R (7, 1) OBP: 0.250, SLG: 0.250														0	0	0	0	0	0	0
Sandy Valdespino, L (9, PH) OBP: 0.320, SLG: 0.279														1	0	0	0	0	1	2
Claude Raymond, R (9, 1)														1	0	0	0	0	0	1
Hank Aaron, R (1, 9) OBP: 0.324, SLG: 0.470	F5		F7			F8		HR		F8		P6		6	1	1	1	0	0	3
Joe Torre, R (1, 2) OBP: 0.344, SLG: 0.475		FC4-6 1B		P3		F8		1-3		F9		G6-3 1-2f		6	0	1	0	0	0	2
Clete Boyer, R (1, 5) OBP: 0.265, SLG: 0.297		FC4-6 1-2f		6-3		HBP 1B		L6		6-3			P6	6	0	1	0	0	0	1
Deron Johnson, R (1, 3) OBP: 0.280, SLG: 0.294		F2		P4		1-2 HBP		K			BB E 9-2		F7	3	0	0	0	1	1	1
Skip Guinn, R (11, PR)														0	0	0	0	0	0	0
Mike Lum, L (11, 7) OBP: 0.256, SLG: 0.274														1	0	0	0	0	0	0
Tommie Aaron, R (1, 7) OBP: 0.330, SLG: 0.333 (11, 3)	K				E6 E SF7 1B	F8			F7		E1 9-2 1-3		1B	6	1	2	0	0	1	4
Marty Martinez, S (1, 6) OBP: 0.337, SLG: 0.316 (7, 4)		SH2-4 1B 1B			E3 SH2-3 2-3		K		6-3		9-2 2-3 3-Hf		4-3	6	1	1	0	0	1	5
Phil Niekro, R (1, 1) OBP: 0.125, SLG: 0.250														0	0	0	0	0	0	0
Bob Tillman, R (7, PH) OBP: 0.226, SLG: 0.281														1	0	0	0	0	0	0
Sonny Jackson, L (7, 6) OBP: 0.281, SLG: 0.269		SH2-4 1-2			SH2-3 1-2		6-3		S 1B		P6			2	0	1	0	0	0	2
Inning Stats	R: 0 E: 0 K: 0 S: 3 H: 0 LOB: 0 BB: 0 P: 3	R: 0 E: 0 K: 1 S: 6 H: 1 LOB: 1 BB: 0 P: 6	R: 1 E: 0 K: 0 S: 5 H: 2 LOB: 1 BB: 0 P: 5	R: 0 E: 0 K: 0 S: 3 H: 0 LOB: 0 BB: 0 P: 3	R: 1 E: 2 K: 1 S: 7 H: 1 LOB: 1 BB: 0 P: 7	R: 0 E: 0 K: 0 S: 4 H: 1 LOB: 2 BB: 0 P: 5	R: 0 E: 0 K: 1 S: 5 H: 0 LOB: 1 BB: 1 P: 9	R: 1 E: 0 K: 1 S: 6 H: 1 LOB: 0 BB: 0 P: 6	R: 0 E: 0 K: 1 S: 6 H: 1 LOB: 2 BB: 1 P: 10	R: 0 E: 0 K: 0 S: 3 H: 0 LOB: 0 BB: 0 P: 3	R: 0 E: 1 K: 0 S: 3 H: 0 LOB: 2 BB: 1 P: 7	R: 0 E: 1 K: 0 S: 4 H: 1 LOB: 1 BB: 0 P: 4	R: 0 E: 0 K: 0 S: 4 H: 1 LOB: 1 BB: 0 P: 4	1B: 8 2B: 1 3B: 0 HR: 1 SF: 1 SAC: 2 DP: 2 HBP: 1	WP: 0 PB: 0 SB: 1 CS: 0	PA: 53					

PITCHER		IP	WLS	BF	H	R	ER	SO	BB	IBB	HBP	BLK	WP	HR	S	P	ERA	WHIP
Larry Jaster, L ERA: 1.64	(1, 1)	6.2		28	5	2	1	3	1	0	1	0	0	0	1	32	37	1.35	0.900
Ron Willis, R ERA: 2.37	(7, 1)	2.0		9	2	1	1	1	0	1	0	0	0	1	10	14	4.50	1.000
Joe Hoerner, L ERA: 2.05	(9, 1)	2.1		10	1	0	0	1	1	0	0	0	0	0	11	15	0.00	0.857
Wayne Granger, R ERA:	(12, 1)	2.0	W	6	1	0	0	0	0	0	0	0	0	0	6	6	0.00	0.500

PITCHER		IP	WLS	BF	H	R	ER	SO	BB	IBB	HBP	BLK	WP	HR	S	P	ERA	WHIP

TOP

Atlanta Braves @ St. Louis Cardinals

Busch Stadium, St. Louis, MO

Fri Jun 21 1968, 7:05 PM CDT

Att. 37,869 - Unknown

livebaseballscorecards.com

AB	46
R	3
H	9
RBI	3
BB	3
SO	5
LOB	24

Atlanta Braves @ St. Louis Cardinals

Busch Stadium, St. Louis, MO

Fri Jun 21 1968, 7:05 PM CDT

Att. 37,869 - Unknown

livebaseballscorecards.com

BOTTOM

Batter	1	2	3	4	5	6	7	8	9	10	11	12	13	AB	R	H	RBI	BB	SO	LOB
Lou Brock, L (1, 7) OBP: 0.291, SLG: 0.408	F9		K		L6		K			1B		F3		6	0	1	0	0	2	0
Curt Flood, R (1, 8) OBP: 0.371, SLG: 0.423	6-3		4-3		F9			K		1-3			1B	6	0	2	0	0	1	0
Tim McCarver, L (1, 2) OBP: 0.296, SLG: 0.344	4-3			S 1B		2B		P4		4-3		F8		6	2	2	0	0	0	3
Orlando Cepeda, R (1, 3) OBP: 0.332, SLG: 0.405		K		K 1-2		4-3 1-H		F9			FC3-5		F9	6	0	2	1	0	2	1
Bobby Tolan, L (1, 9) OBP: 0.266, SLG: 0.368		HR		F5		K			F8		4-0 FC3-5 IBB		2B	5	2	2	1	1	1	2
Mike Shannon, R (1, 5) OBP: 0.318, SLG: 0.421		K		E 2-H		4-3 2-3			K		FC3-5 1-2 2-3f		1-H	6	0	2	2	0	2	3
Julian Javier, R (1, 4)		1B		E6		6-3			P3		F7			4	0	1	0	0	0	2
Roger Maris, L (11, PH) OBP: 0.299, SLG: 0.350				1-3										1	0	0	0	0	0	2
Dick Schofield, S (12, 6) OBP: 0.314, SLG: 0.500														0	0	0	0	0	0	0
Dal Maxvill, R (1, 6) OBP: 0.310, SLG: 0.284		F7		K			K			P4	K			4	0	0	0	0	2	3
Johnny Edwards, L (11, PH) OBP: 0.260, SLG: 0.314														1	0	0	0	0	1	2
Phil Gagliano, R (12, 4) OBP: 0.259, SLG: 0.217														0	0	0	0	0	0	0
Larry Jaster, L (1, 1) OBP: 0.105, SLG: 0.056			1-3		P4		K			5-3		3-1		2	0	0	0	0	0	0
Ron Willis, R (7, 1)														1	0	0	0	0	1	0
Joe Hoerner, R (9, 1)														1	0	0	0	0	0	0
Wayne Granger, R (12, 1)														1	0	0	0	0	0	0

Inning Stats																									
	R: 0 E: 0 K: 0 S: 3	H: 0 LOB: 0 BB: 0 P: 3	R: 1 E: 0 K: 2 S: 9	H: 2 LOB: 1 BB: 0 P: 9	R: 0 E: 0 K: 1 S: 5	H: 0 LOB: 0 BB: 0 P: 5	R: 1 E: 1 K: 2 S: 10	H: 2 LOB: 2 BB: 0 P: 10	R: 0 E: 0 K: 0 S: 3	H: 0 LOB: 0 BB: 0 P: 3	R: 1 E: 0 K: 1 S: 7	H: 2 LOB: 1 BB: 0 P: 7	R: 0 E: 0 K: 3 S: 9	H: 0 LOB: 0 BB: 0 P: 9	R: 0 E: 0 K: 1 S: 5	H: 0 LOB: 0 BB: 0 P: 5	R: 0 E: 0 K: 1 S: 5	H: 0 LOB: 0 BB: 0 P: 5	R: 0 E: 0 K: 0 S: 5	H: 2 LOB: 2 BB: 0 P: 5	R: 0 E: 0 K: 1 S: 6	H: 1 LOB: 2 BB: 1 P: 10	R: 0 E: 0 K: 0 S: 4	H: 1 LOB: 1 BB: 0 P: 4	R: 1 E: 0 K: 0 S: 3	H: 2 LOB: 1 BB: 0 P: 3

	AB	50
	R	4
	H	12
	RBI	4
	BB	1
	SO	12
	LOB	18

1B: 8 2B: 3 3B: 0 HR: 1 | SF: 0 SAC: 0 DP: 0 HBP: 0 | WP: 0 PB: 0 SB: 1 CS: 0 | PA: 51

PITCHER		IP	WLS	BF	H	R	ER	SO	BB	IBB	HBP	BLK	WP	HR	S	P	ERA	WHIP
Phil Niekro, R	(1, 1)	6.0		25	6	3	3	6	0	0	0	0	0	1	37	37	4.50	1.000
ERA: 3.92																		
Jim Britton, R	(7, 1)	2.0		6	0	0	0	4	0	0	0	0	0	0	14	14	0.00	0.000
ERA: 2.63																		
Claude Raymond, R	(9, 1)	4.1	L	20	6	1	1	2	0	1	0	0	0	0	23	27	2.08	1.385
ERA: 2.12																		

PITCHER	IP	WLS	BF	H	R	ER	SO	BB	IBB	HBP	BLK	WP	HR	S	P	ERA	WHIP

Atlanta Braves @ St. Louis Cardinals

Busch Stadium, St. Louis, MO

Sat Jun 22 1968, 3:33 AM CDT
Att. 24,608 - Unknown

TOP

Batter	1	2	3	4	5	6	7	8	9	AB	R	H	RBI	BB	SO	LOB
Felipe Alou, R (1, 8) OBP: 0.355, SLG: 0.446	x 0-0 1B		S S S 0-3 K ③		x 0-0 4-3 ③			x 0-0 G6-4-3 ① ② 1-2f		4	0	1	0	0	1	1
Sonny Jackson, L (1, 6) OBP: 0.280, SLG: 0.269	x 0-0 F8 ①			x 0-0 1B E 1B		x 0-0 F9 ①		x 0-0 4-3 ③		4	1	1	0	0	0	1
Hank Aaron, R (1, 9) OBP: 0.319, SLG: 0.462	x 0-0 F9 ②			S S S 0-3 K ①		x 0-0 6-3 ②			x 0-0 5-3 ①	4	0	0	0	0	1	2
Joe Torre, R (1, 2) OBP: 0.343, SLG: 0.471	x 0-0 F9 ③			x 0-0 1B E 1-3 1B		x 0-0 F8 ③				3	0	1	0	0	0	1
Bob Tillman, R (8, 2) OBP: 0.231, SLG: 0.286									x 0-0 G4-6-3 1B	1	0	1	0	0	0	0
Clete Boyer, R (1, 5) OBP: 0.260, SLG: 0.291		x 0-0 F9 ①		x 0-0 E5 1B 1-2 3-H			x 0-0 F2 ①		x 0-0 G4-6-3 ② ③ 1-2f	4	0	0	1	0	0	2
Deron Johnson, R (1, 3) OBP: 0.286, SLG: 0.301		S S S 0-3 K ②		x 0-0 G6-4-3 1-2 2-3 1B			x 0-0 1B			3	0	2	0	0	1	0
Tommie Aaron, R (1, 7) OBP: 0.322, SLG: 0.324		S S S 0-3 K ③		x 0-0 G6-4-3 ② ③ 1-2f			x 0-0 F9 ②			3	0	0	0	0	1	4
Marty Martinez, S (1, 4) OBP: 0.326, SLG: 0.305			x 0-0 6-3 ①		x 0-0 F8 ①		x 0-0 F3 ③			3	0	0	0	0	0	1
Ted Davidson, R (7, 1)										0	0	0	0	0	0	0
Pat Jarvis, R (1, 1) OBP: 0.163, SLG: 0.122			x 0-0 6-3 ②		x 0-0 P6 ②					2	0	0	0	0	0	0
Bob Johnson, R (7, 4) OBP: 0.333, SLG: 0.308								x 0-0 G6-4-3 1B		1	0	1	0	0	0	0

Inning Stats	1	2	3	4	5	6	7	8	9
R	0	0	0	1	0	0	0	0	0
E	0	0	0	1	0	0	0	0	0
K	0	2	1	1	0	0	0	0	0
S	4	7	5	8	3	3	4	3	3
H	1	0	0	3	0	0	1	1	1
LOB	1	0	0	2	0	0	1	0	0
BB	0	0	0	0	0	0	0	0	0
P	4	7	5	8	3	3	4	3	3

AB	32
R	1
H	7
RBI	1
BB	0
SO	4
LOB	12

1B: 7 SF: 0
2B: 0 SAC: 0
3B: 0 DP: 3
HR: 0 HBP: 0

WP: 0 PA: 32
PB: 0
SB: 0
CS: 0

livebaseballscorecards.com

PITCHER	IP	WLS	BF	H	R	ER	SO	BB	IBB	HBP	BLK	WP	HR	S	P	ERA	WHIP
Ray Washburn, R (1, 1) ERA: 3.42	9.0	W	32	7	1	1	4	0	0	0	0	0	0	40	40	1.00	0.778

PITCHER	IP	WLS	BF	H	R	ER	SO	BB	IBB	HBP	BLK	WP	HR	S	P	ERA	WHIP

Batter	1	2	3	4	5	6	7	8	9	AB	R	H	RBI	BB	SO	LOB
Lou Brock, L (1, 7) OBP: 0.293, SLG: 0.411	F9		K		BB		1B 1B 2B 1-3			3	1	1	0	1	1	0
Curt Flood, R (1, 8) OBP: 0.369, SLG: 0.418	E6 HR		5-3		K		1B 1B IBB			3	2	0	0	1	1	2
Tim McCarver, L (1, 2) OBP: 0.300, SLG: 0.362	HR 1-H			F8		F7	9-4-5 1B 1B 1-2 2-3 3-H			4	1	2	3	0	0	0
Orlando Cepeda, R (1, 3) OBP: 0.338, SLG: 0.422	3-1			HR		CS 1B	1B 1-2 2-H 3-H			4	1	3	3	0	0	0
Bobby Tolan, L (1, 9) OBP: 0.265, SLG: 0.363	F3			F3		WP 1B 1-2	9-4-5 2-3f			4	0	1	0	0	0	2
Mike Shannon, R (1, 5) OBP: 0.317, SLG: 0.415		K	K	K		BB 1-2		K		3	0	0	0	1	3	0
Dick Schofield, S (1, 4) OBP: 0.333, SLG: 0.526		5-3			FC1-5 2B	K		FC1-4 1B		4	0	2	0	0	1	2
Dal Maxvill, R (1, 6) OBP: 0.309, SLG: 0.284		4-3			FC1-5 WP SH1 2-3		2B 1B 1B	FC1-4 1-2f		4	1	1	0	0	0	2
Ray Washburn, R (1, 1)			K		SH1 1-2		K	K		3	0	0	0	0	3	2
Inning Stats	R: 2 E: 1 K: 0 S: 5 H: 1 LOB: 0 BB: 0 P: 5	R: 0 E: 0 K: 1 S: 5 H: 0 LOB: 0 BB: 0 P: 5	R: 0 E: 0 K: 2 S: 7 H: 0 LOB: 0 BB: 0 P: 7	R: 1 E: 0 K: 1 S: 6 H: 1 LOB: 0 BB: 0 P: 6	R: 0 E: 0 K: 1 S: 6 H: 1 LOB: 2 BB: 1 P: 10	R: 0 E: 0 K: 1 S: 6 H: 2 LOB: 2 BB: 1 P: 10	R: 3 E: 0 K: 1 S: 8 H: 4 LOB: 1 BB: 1 P: 12	R: 0 E: 0 K: 2 S: 8 H: 1 LOB: 1 BB: 0 P: 8		1B: 6 2B: 3 3B: 0 HR: 2	SF: 0 SAC: 1 DP: 1 HBP: 0						

BOTTOM

Atlanta Braves @ St. Louis Cardinals

Busch Stadium, St. Louis, MO

Sat Jun 22 1968, 3:33 AM CDT

Att. 24,608 - Unknown

livebaseballscorecards.com

AB	32
R	6
H	10
RBI	6
BB	3
SO	9
LOB	10

WP: 2 PB: 0 SB: 0 CS: 1 PA: 36

PITCHER		IP	WLS	BF	H	R	ER	SO	BB	IBB	HBP	BLK	WP	HR	S	P	ERA	WHIP
Pat Jarvis, R ERA: 2.27	(1, 1)	6.1	L	28	7	5	4	7	2	0	0	0	2	2	40	48	5.68	1.421
Ted Davidson, L ERA: 6.17	(7, 1)	1.2		8	3	1	1	2	0	1	0	0	0	0	11	15	5.40	1.800

PITCHER	IP	WLS	BF	H	R	ER	SO	BB	IBB	HBP	BLK	WP	HR	S	P	ERA	WHIP

Atlanta Braves @ St. Louis Cardinals

Busch Stadium, St. Louis, MO

Sun Jun 23 1968, 3:33 AM CDT

Unknown

TOP

livebaseballscorecards.com

Batter	1	2	3	4	5	6	7	8	9	AB	R	H	RBI	BB	SO	LOB
Felipe Alou, R (1, 8) OBP: 0.353, SLG: 0.446	1B 2B	L4 ①		F8 ③			E1 1B 2-3		6-3 ②	5	1	1	0	0	0	1
Tito Francona, L (1, 7) OBP: 0.428, SLG: 0.425	3B 1B 2-H	4-3 ②			L4 ①		FC5 1-3 3-H 1B		F3 ③	4	1	2	2	0	0	0
Mike Lum, L (7, PR) (7, 7) OBP: 0.253, SLG: 0.270										1	0	0	0	0	0	0
Hank Aaron, R (1, 9) OBP: 0.318, SLG: 0.467	E 3B 1-H	6-3 ③			F7 ②		F7 ②			4	1	1	1	0	0	2
Joe Torre, R (1, 2) OBP: 0.348, SLG: 0.468	E5 1B E 3-H		5-3 1B 1B		6-3 ③		4-0 IBB			3	1	1	1	1	0	0
Clete Boyer, R (1, 5) OBP: 0.260, SLG: 0.291	E 1B 1-2		5-3 ① 1-2			F2 ①	FC5 ③ 2-3f			4	0	1	0	0	0	4
Deron Johnson, R (1, 3) OBP: 0.285, SLG: 0.300	E1 L4-3 1-3 2-H		1B 2-H			6-3 ②		6-3 ①		4	0	1	0	0	0	1
Marty Martinez, S (1, 4) OBP: 0.313, SLG: 0.291	L4-3 ① ② 1-2		6-3 ③			P6 ③		1-3 ②		4	0	0	0	0	0	3
Sonny Jackson, L (1, 6) OBP: 0.280, SLG: 0.265	IBB			F9 ①			E3 E SH3 1B	4-3 ③		3	1	0	0	1	0	0
Dick Kelley, R (1, 1) OBP: 0.211, SLG: 0.063	F3 ③			6-3 ②			SH3 ① 1-2		1-3 ①	1	0	0	0	0	0	2
Cecil Upshaw, R (2, 1) OBP: 0.333, SLG: 0.250										2	0	0	0	0	0	0

	AB	35
	R	5
	H	7
	RBI	4
	BB	2
	SO	0
	LOB	13

Inning Stats																		
	R: 4	H: 4	R: 0	H: 0	R: 0	H: 2	R: 0	H: 0	R: 0	H: 0	R: 1	H: 1	R: 0	H: 0	R: 0	H: 0	1B: 5	SF: 0	WP: 0	PA: 38
	E: 2	LOB: 2	E: 0	LOB: 0	E: 0	LOB: 1	E: 0	LOB: 0	E: 0	LOB: 0	E: 2	LOB: 3	E: 0	LOB: 0	E: 0	LOB: 0	2B: 2	SAC: 1	PB: 0	
	K: 0	BB: 1	K: 0	BB: 0	K: 0	BB: 0	K: 0	BB: 0	K: 0	BB: 0	K: 0	BB: 1	K: 0	BB: 0	K: 0	BB: 0	3B: 1	DP: 1	SB: 0	
	S: 8	P: 12	S: 3	P: 3	S: 4	P: 4	S: 3	P: 3	S: 3	P: 3	S: 6	P: 10	S: 3	P: 3	S: 3	P: 3	HR: 0	HBP: 0	CS: 0	

PITCHER		IP	WLS	BF	H	R	ER	SO	BB	IBB	HBP	BLK	WP	HR	S	P	ERA	WHIP
Nelson Briles, R ERA: 2.78	(1, 1)	0.0	L	5	4	4	3	0	0	0	0	0	0	0	5	5	∞	∞
Pete Mikkelsen, R ERA: 2.76	(1, 1)	8.0		30	3	1	0	0	0	2	0	0	0	0	28	36	0.00	0.375
Wayne Granger, R ERA:	(9, 1)	1.0		3	0	0	0	0	0	0	0	0	0	0	3	3	0.00	0.000

PITCHER	IP	WLS	BF	H	R	ER	SO	BB	IBB	HBP	BLK	WP	HR	S	P	ERA	WHIP

BOTTOM

Atlanta Braves @ St. Louis Cardinals

Busch Stadium, St. Louis, MO

Sun Jun 23 1968, 3:33 AM CDT

Unknown

Batter	1	2	3	4	5	6	7	8	9	AB	R	H	RBI	BB	SO	LOB
Lou Brock, L (1, 7) OBP: 0.289, SLG: 0.405	S S S 0-3 ① K		x 0-0 ① F7		x 0-0 ② 4-3			x 0-0 ② F3		4	0	0	0	0	1	0
Julian Javier, R (1, 4) OBP: 0.279, SLG: 0.343	x 0-0 ② F9		x 0-0 ② 1-3		x 0-0 ③ 6-3			x 0-0 ③ F5		3	0	0	0	0	0	0
Dick Schofield, S (8, 4) OBP: 0.325, SLG: 0.513										1	0	0	0	0	0	0
Curt Flood, R (1, 8) OBP: 0.368, SLG: 0.416	x 0-0 ③ 6-3		x 0-0 1B			x 0-0 ① 6-3			x 0-0 ① 4-3	4	0	1	0	0	0	0
Orlando Cepeda, R (1, 3) OBP: 0.337, SLG: 0.431		x 0-0 HR	x 0-0 ③ 4-3			x 0-0 ② 5-3			x 0-0 ② 5-3	4	1	1	1	0	0	1
Mike Shannon, R (1, 5) OBP: 0.316, SLG: 0.410		B B B B 4-0 BB BB		S S S 0-3 ① K		S S S 0-3 ③ K			x 0-0 ③ P5	3	0	0	0	1	2	0
Tim McCarver, L (1, 2) OBP: 0.300, SLG: 0.370		x 0-0 ① F8		x 0-0 3B			x 0-0 ① F9			3	0	1	0	0	0	1
Ed Spiezio, R (1, 9) OBP: 0.216, SLG: 0.152		B B B B 4-0 1-2 BB		x 0-0 ② 4-3			x 0-0 ② F7			0	0	0	0	1	0	0
Roger Maris, L (4, PH) OBP: 0.295, SLG: 0.344 (5, 9)										2	0	0	0	0	0	1
Dal Maxvill, R (1, 6) OBP: 0.305, SLG: 0.280		x 0-0 ② F9		x 0-0 ③ F9			x 0-0 ③ 1-3			3	0	0	0	0	0	3
Nelson Briles, R (1, 1) OBP: 0.105, SLG: 0.081		x 0-0 ③ F7			x 0-0 ① 4-3			x 0-0 ① 4-3		0	0	0	0	0	0	0
Pete Mikkelsen, R (1, 1) OBP: 0.333, SLG: 0.333										2	0	0	0	0	0	2
Floyd Wicker, L (8, PH)										1	0	0	0	0	0	0
Wayne Granger, R (9, 1)										0	0	0	0	0	0	0

	AB	30
	R	1
	H	3
	RBI	1
	BB	2
	SO	3
	LOB	8

Inning Stats	1	2	3	4	5	6	7	8	9
	R: 0 E: 0 K: 1 S: 5	H: 0 LOB: 0 BB: 0 P: 5	R: 1 E: 0 K: 0 S: 4	H: 1 LOB: 2 BB: 2 P: 12	R: 0 E: 0 K: 0 S: 4	H: 1 LOB: 1 BB: 0 P: 4	R: 0 E: 0 K: 1 S: 6	H: 1 LOB: 1 BB: 0 P: 6	R: 0 E: 0 K: 0 S: 3	H: 0 LOB: 0 BB: 0 P: 3	R: 0 E: 0 K: 1 S: 5	H: 0 LOB: 0 BB: 0 P: 5	R: 0 E: 0 K: 0 S: 3	H: 0 LOB: 0 BB: 0 P: 3	R: 0 E: 0 K: 0 S: 3	H: 0 LOB: 0 BB: 0 P: 3	R: 0 E: 0 K: 0 S: 3	H: 0 LOB: 0 BB: 0 P: 3

	1B: 1	SF: 0	WP: 0	PA: 32
	2B: 0	SAC: 0	PB: 0	
	3B: 1	DP: 0	SB: 0	
	HR: 1	HBP: 0	CS: 0	

livebaseballscorecards.com

PITCHER		IP	WLS	BF	H	R	ER	SO	BB	IBB	HBP	BLK	WP	HR	S	P	ERA	WHIP
Dick Kelley, L ERA: 3.35	(1, 1)	1.1		7	1	1	1	1	2	0	0	0	0	1	7	15	6.75	2.250
Cecil Upshaw, R ERA: 2.44	(2, 1)	7.2	W	25	2	0	0	2	0	0	0	0	0	0	29	29	0.00	0.261

PITCHER	IP	WLS	BF	H	R	ER	SO	BB	IBB	HBP	BLK	WP	HR	S	P	ERA	WHIP

Atlanta Braves @ St. Louis Cardinals

Busch Stadium, St. Louis, MO

Sun Jun 23 1968, 3:38 AM CDT

Att. 49,743 - Unknown

TOP

livebaseballscorecards.com

Batter	1	2	3	4	5	6	7	8	9	AB	R	H	RBI	BB	SO	LOB
Felipe Alou, R (1, 8) OBP: 0.352, SLG: 0.443	P6		G6-4-3 1-2f			1B		P4		4	0	1	0	0	0	1
Tommie Aaron, R (1, 7) OBP: 0.320, SLG: 0.315	F2			G6-4-3 BB		F8		K		3	0	0	0	1	1	1
Hank Aaron, R (1, 9) OBP: 0.314, SLG: 0.459	L5			P4		F7			F8	4	0	0	0	0	0	2
Joe Torre, R (1, 2) (7, 3) OBP: 0.338, SLG: 0.453		5-3		G6-4-3 1-2f		F9			1-3	4	0	0	0	0	0	2
Deron Johnson, R (1, 3) OBP: 0.291, SLG: 0.306 Milt Pappas, R (7, 1) OBP: 0.150, SLG: 0.105 Tito Francona, L (9, PH) OBP: 0.432, SLG: 0.430 Mike Lum, L (9, PR) OBP: 0.253, SLG: 0.270		E5 1B			1B E 1B		5-3		FC5-4 1B	3 0 1 0	1 0 0 0	2 0 1 0	0 0 0 0	0 0 0 0	0 0 0 0	0 0 0 0
Clete Boyer, R (1, 5) OBP: 0.260, SLG: 0.290		5-3			FC6-4 1-2 1B		6-3		FC5-4 1-2f	4	0	1	0	0	0	2
Marty Martinez, S (1, 4) OBP: 0.313, SLG: 0.284		6-3			FC6-4 4-3 1-2f 2-H		BB			2	0	0	0	1	0	2
Sonny Jackson, L (1, 6) OBP: 0.276, SLG: 0.262			6-3		4-3 2-3		5-3			3	0	0	0	0	0	2
Ken Johnson, R (1, 1) OBP: 0.107, SLG: 0.107 Bob Tillman, R (7, 2) OBP: 0.229, SLG: 0.284			G6-4-3 1B		6-3			F8		2 1	0 0	1 0	0 0	0 0	0 0	1 0
Inning Stats	R: 0 E: 0 K: 0 S: 3 H: 0 LOB: 0 BB: 0 P: 3	R: 0 E: 1 K: 0 S: 4 H: 1 LOB: 1 BB: 0 P: 4	R: 0 E: 0 K: 0 S: 3 H: 1 LOB: 0 BB: 0 P: 3	R: 0 E: 0 K: 0 S: 2 H: 0 LOB: 0 BB: 1 P: 6	R: 1 E: 1 K: 0 S: 5 H: 2 LOB: 1 BB: 0 P: 5	R: 0 E: 0 K: 0 S: 4 H: 1 LOB: 1 BB: 0 P: 4	R: 0 E: 0 K: 0 S: 3 H: 0 LOB: 1 BB: 1 P: 7	R: 0 E: 0 K: 1 S: 5 H: 0 LOB: 0 BB: 0 P: 5	R: 0 E: 0 K: 0 S: 4 H: 1 LOB: 1 BB: 0 P: 4	1B: 6 2B: 0 3B: 0 HR: 0	SF: 0 SAC: 0 DP: 2 HBP: 0						

AB	31
R	1
H	6
RBI	0
BB	2
SO	1
LOB	13

WP: 0 PB: 0 SB: 0 CS: 0 PA: 33

PITCHER	IP	WLS	BF	H	R	ER	SO	BB	IBB	HBP	BLK	WP	HR	S	P	ERA	WHIP
Mel Nelson, L (1, 1) ERA:	9.0	W	33	6	1	0	1	2	0	0	0	0	0	33	41	0.00	0.889

PITCHER	IP	WLS	BF	H	R	ER	SO	BB	IBB	HBP	BLK	WP	HR	S	P	ERA	WHIP

Batter	1	2	3	4	5	6	7	8	9	AB	R	H	RBI	BB	SO	LOB
Lou Brock, L (1, 7) OBP: 0.286, SLG: 0.399	E6	1-3			F9		K			4	1	0	0	0	1	0
Curt Flood, R (1, 8) OBP: 0.366, SLG: 0.414	HBP		F8		P5		6-3			4	1	1	0	0	0	0
Roger Maris, L (1, 9) OBP: 0.301, SLG: 0.349	K		4-3		BB			4-3		4	1	2	0	0	1	2
Orlando Cepeda, R (1, 3) OBP: 0.339, SLG: 0.427	E 1B HBP		4-3		BB			F5		2	0	0	0	1	0	1
Johnny Edwards, L (1, 2) OBP: 0.273, SLG: 0.351	E8 BB				F9			4-3		4	0	2	3	0	0	2
Mike Shannon, R (1, 5) OBP: 0.316, SLG: 0.407	L3 BB		F7		F7					2	0	0	0	1	0	1
Dick Schofield, S (1, 4) OBP: 0.302, SLG: 0.476	L3			F7	F9					3	0	0	0	0	0	3
Dal Maxvill, R (1, 6) OBP: 0.301, SLG: 0.276		F8		F9	L5					3	0	0	0	0	0	0
Mel Nelson, R (1, 1)		5-3		K			K			3	0	0	0	0	2	0
Inning Stats	R: 2 H: 2 E: 2 LOB: 2 K: 1 BB: 1 S: 7 P: 12	R: 0 H: 0 E: 0 LOB: 0 K: 0 BB: 0 S: 3 P: 3	R: 1 H: 2 E: 0 LOB: 1 K: 0 BB: 0 S: 5 P: 5	R: 0 H: 0 E: 0 LOB: 0 K: 1 BB: 0 S: 5 P: 5	R: 0 H: 1 E: 0 LOB: 2 K: 0 BB: 1 S: 4 P: 8	R: 0 H: 0 E: 0 LOB: 0 K: 0 BB: 0 S: 3 P: 3	R: 0 H: 0 E: 0 LOB: 0 K: 2 BB: 0 S: 7 P: 7	R: 0 H: 0 E: 0 LOB: 0 K: 0 BB: 0 S: 3 P: 3		1B: 4 SF: 0 2B: 1 SAC: 0 3B: 1 DP: 1 HR: 0 HBP: 1						

PITCHER		IP	WLS	BF	H	R	ER	SO	BB	IBB	HBP	BLK	WP	HR	S	P	ERA	WHIP
Ken Johnson, R ERA: 2.45	(1, 1)	6.0	L	26	5	3	2	2	2	0	1	0	0	0	27	36	3.00	1.167
Milt Pappas, R ERA: 4.77	(7, 1)	2.0		6	0	0	0	2	0	0	0	0	0	0	10	10	0.00	0.000

PITCHER	IP	WLS	BF	H	R	ER	SO	BB	IBB	HBP	BLK	WP	HR	S	P	ERA	WHIP

BOTTOM

Atlanta Braves @ St. Louis Cardinals

Busch Stadium, St. Louis, MO

Sun Jun 23 1968, 3:38 AM CDT

Att. 49,743 - Unknown

livebaseballscorecards.com

AB	29
R	3
H	5
RBI	3
BB	2
SO	4
LOB	9

Batter	1	2	3	4	5	6	7	8	9	AB	R	H	RBI	BB	SO	LOB
Tony Gonzalez, L (1, 8) OBP: 0.341, SLG: 0.352	0-0 1B		0-0 FC6-4 1-2f ②			H 1-0 FC6-4 HBP		0-0 1B		3	0	2	0	0	0	1
Cookie Rojas, R (1, 4) OBP: 0.276, SLG: 0.377	S S S 0-3 K ①		0-0 5-3 ③			0-0 F9 ①		0-0 F8 ②		4	0	0	0	0	1	4
Dick Allen, R (1, 7) OBP: 0.388, SLG: 0.588	S S S 0-3 K ②			S S S 0-3 K ①		0-0 FC6-4 1-2f ②		0-0 F9 ③		4	0	0	0	0	2	3
Johnny Callison, L (1, 9) OBP: 0.316, SLG: 0.408	0-0 P4 ③			S S S 0-3 K ②		S S S 0-3 K ③			S S S 0-3 K ①	4	0	0	0	0	3	2
Bill White, L (1, 3) OBP: 0.317, SLG: 0.366		S S S 0-3 K ①		0-0 F8 ③			S S S 0-3 K ①		S S S 0-3 K ②	4	0	0	0	0	3	0
Tony Taylor, R (1, 5) OBP: 0.310, SLG: 0.316		S S S 0-3 K ②			0-0 6-3 ①		0-0 HR		0-0 F3 ③	4	1	1	1	0	1	0
Roberto Pena, R (1, 6) OBP: 0.328, SLG: 0.291		0-0 6-3 ③			0-0 1B		0-0 6-3 ②			3	0	1	0	0	0	0
Clay Dalrymple, L (1, 2) OBP: 0.282, SLG: 0.288			0-0 F3 ①		0-0 F7 ②		0-0 F8 ③			3	0	0	0	0	0	1
Larry Jackson, R (1, 1) OBP: 0.125, SLG: 0.125 John Boozer, R (3, 1) Howie Bedell, L (5, PH) OBP: 0.200, SLG: 0.250 Turk Farrell, R (5, 1) John Briggs, L (8, PH) OBP: 0.346, SLG: 0.307 Jeff James, R (8, 1)			0-0 E6 FC6-4		0-0 1-3 ③			0-0 F9 ①		1 0 1 0 1 0	0 0 0 0 0 0	0 0 0 0 0 0	0 0 0 0 0 0	0 0 0 0 0 0	0 0 1 0 0 0	0 0 1 0 0 0
Inning Stats	R: 0 H: 1 E: 0 LOB: 1 K: 2 BB: 0 S: 8 P: 8	R: 0 H: 0 E: 0 LOB: 0 K: 2 BB: 0 S: 7 P: 7	R: 0 H: 0 E: 1 LOB: 1 K: 0 BB: 0 S: 4 P: 4	R: 0 H: 0 E: 0 LOB: 0 K: 2 BB: 0 S: 7 P: 7	R: 0 H: 1 E: 0 LOB: 1 K: 0 BB: 0 S: 4 P: 4	R: 0 H: 0 E: 0 LOB: 1 K: 1 BB: 0 S: 5 P: 6	R: 1 H: 1 E: 0 LOB: 0 K: 1 BB: 0 S: 6 P: 6	R: 0 H: 1 E: 0 LOB: 1 K: 0 BB: 0 S: 4 P: 4	R: 0 H: 0 E: 0 LOB: 0 K: 2 BB: 0 S: 7 P: 7	1B: 3 SF: 0 2B: 0 SAC: 0 3B: 0 DP: 0 HR: 1 HBP: 1						WP: 0 PA: 33 PB: 0 SB: 0 CS: 0

PITCHER		IP	WLS	BF	H	R	ER	SO	BB	IBB	HBP	BLK	WP	HR	S	P	ERA	WHIP
Ron Reed, R ERA: 2.85	(1, 1)	9.0	W	33	4	1	1	10	0	0	1	0	0	1	52	53	1.00	0.444

PITCHER	IP	WLS	BF	H	R	ER	SO	BB	IBB	HBP	BLK	WP	HR	S	P	ERA	WHIP

TOP

Philadelphia Phillies @ Atlanta Braves

Atlanta Stadium, Atlanta, GA

Tue Jun 25 1968, 7:05 PM EDT

Att. 11,876 - Unknown

livebaseballscorecards.com

AB	32
R	1
H	4
RBI	1
BB	0
SO	10
LOB	12

Philadelphia Phillies @ Atlanta Braves

Atlanta Stadium, Atlanta, GA

Tue Jun 25 1968, 7:05 PM EDT

Att. 11,876 - Unknown

livebaseballscorecards.com

BOTTOM

Batter	1	2	3	4	5	6	7	8	9	AB	R	H	RBI	BB	SO	LOB
Felipe Alou, R (1, 8) OBP: 0.350, SLG: 0.440	1-3	6-3		L7		1-3 1B				4	0	1	0	0	0	0
Sonny Jackson, L (1, 6) OBP: 0.280, SLG: 0.266	S 1B 1B		1B 1B	P5		1-3				4	2	2	0	0	0	2
Hank Aaron, R (1, 9) OBP: 0.316, SLG: 0.460	S 1B 1B 1-H		1B 1B 1-3	6-3			4-3			4	2	2	1	0	0	0
Joe Torre, R (1, 2) OBP: 0.349, SLG: 0.462	1B SF9 1B 1-H		1B 1B 1-2 3-H		F3		1B			4	2	3	2	0	0	0
Tito Francona, L (1, 7) OBP: 0.433, SLG: 0.432 Mike Lum, L (8, 7) OBP: 0.253, SLG: 0.270	SF9 1B 1-3		1B 1-2 2-H		K		P6			4 0	0 0	2 0	1 0	0 0	1 0	1 0
Deron Johnson, R (1, 3) OBP: 0.285, SLG: 0.301	SF9 1-2 3-H		K		K		K			3	0	0	1	0	3	3
Clete Boyer, R (1, 5) OBP: 0.264, SLG: 0.294	K		1B 1-2 2-H			FC4-6 1B		6-3		4	0	2	1	0	1	1
Marty Martinez, S (1, 4) OBP: 0.301, SLG: 0.272		6-3	F8			FC4-6 FC3-6 1-2f		K		4	0	0	0	0	1	3
Ron Reed, R (1, 1) OBP: 0.194, SLG: 0.147		6-3	K			FC3-6 1B 1-2f		1-3		4	0	0	0	0	1	3
Inning Stats	R: 3 H: 4 E: 0 LOB: 1 K: 1 BB: 0 S: 9 P: 9	R: 0 H: 0 E: 0 LOB: 0 K: 0 BB: 0 S: 3 P: 3	R: 3 H: 5 E: 0 LOB: 2 K: 2 BB: 0 S: 12 P: 12	R: 0 H: 0 E: 0 LOB: 0 K: 0 BB: 0 S: 3 P: 3	R: 0 H: 0 E: 0 LOB: 0 K: 2 BB: 0 S: 7 P: 7	R: 0 H: 2 E: 1 LOB: 2 K: 0 BB: 0 S: 5 P: 5	R: 0 H: 1 E: 0 LOB: 1 K: 1 BB: 0 S: 6 P: 6	R: 0 H: 0 E: 0 LOB: 0 K: 1 BB: 0 S: 5 P: 5		1B: 12 SF: 1 2B: 0 SAC: 0 3B: 0 DP: 0 HR: 0 HBP: 0						

	AB	35
	R	6
	H	12
	RBI	6
	BB	0
	SO	7
	LOB	13

PITCHER		IP	WLS	BF	H	R	ER	SO	BB	IBB	HBP	BLK	WP	HR	S	P	ERA	WHIP
Larry Jackson, R ERA: 3.31	(1, 1)	2.0	L	14	8	6	6	1	0	0	0	0	0	0	16	16	27.00	4.000
John Boozer, R ERA: 5.79	(3, 1)	2.0		7	1	0	0	2	0	0	0	0	0	0	11	11	0.00	0.500
Turk Farrell, R ERA: 1.54	(5, 1)	3.0		12	3	0	0	3	0	0	0	0	0	0	18	18	0.00	1.000
Jeff James, R ERA: 4.5	(8, 1)	1.0		3	0	0	0	1	0	0	0	0	0	0	5	5	0.00	0.000

PITCHER	IP	WLS	BF	H	R	ER	SO	BB	IBB	HBP	BLK	WP	HR	S	P	ERA	WHIP

WP: 0	PA:	36
PB: 0		
SB: 2		
CS: 0		

Batter	1	2	3	4	5	6	7	8	9	10	11	AB	R	H	RBI	BB	SO	LOB
Tony Gonzalez, L (1, 8) OBP: 0.337, SLG: 0.347	6-3			6-3		G6-4-3 1-2f		K			G6-4-3 2-H 1B	5	0	1	1	0	1	2
Cookie Rojas, R (1, 4) OBP: 0.270, SLG: 0.369	5-3			F7			5-3		F9		G6-4-3 1-2f	5	0	0	0	0	0	1
Dick Allen, R (1, 7) OBP: 0.386, SLG: 0.586	K			6-3			2B		L8			4	0	1	0	0	1	0
Johnny Callison, L (1, 9) OBP: 0.315, SLG: 0.405		L9			1B G6-4-3 1B		3-1		P4			4	1	1	0	0	0	1
John Briggs, L (1, 3) OBP: 0.343, SLG: 0.304		F8			G6-4-3 1-3 1B		F2			F7		4	0	1	0	0	0	1
Tony Taylor, R (1, 5) OBP: 0.309, SLG: 0.315		1-4-3			G6-4-3 1-2f 3-H			SH1-4 3B 1B		5-3		4	1	1	0	0	0	1
Roberto Pena, R (1, 6) OBP: 0.321, SLG: 0.283			F9		P6			SH1-4 1-2		5-3		3	0	0	0	0	0	0
Clay Dalrymple, L (1, 2) OBP: 0.281, SLG: 0.296			K			L9		L9			1B 2B	4	1	1	0	0	1	1
Rick Wise, R (1, 1) OBP: 0.269, SLG: 0.520			L5			G6-4-3 1B					1-3	2	0	1	0	0	0	0
Bill White, L (8, PH) OBP: 0.320, SLG: 0.379												1	0	1	1	0	0	0
John Boozer, R (8, 1)												0	0	0	0	0	0	0
Howie Bedell, L (11, PH) OBP: 0.167, SLG: 0.200												1	0	0	0	0	0	1
Turk Farrell, R (11, 1)								2-H 3B				0	0	0	0	0	0	0
Inning Stats	R: 0 E: 0 K: 1 S: 5 H: 0 LOB: 0 BB: 0 P: 5	R: 0 E: 0 K: 0 S: 3 H: 0 LOB: 0 BB: 0 P: 3	R: 0 E: 0 K: 1 S: 5 H: 0 LOB: 0 BB: 0 P: 5	R: 0 E: 0 K: 0 S: 3 H: 0 LOB: 0 BB: 0 P: 3	R: 1 E: 0 K: 0 S: 4 H: 2 LOB: 0 BB: 0 P: 4	R: 0 E: 0 K: 0 S: 3 H: 1 LOB: 0 BB: 0 P: 3	R: 0 E: 0 K: 0 S: 4 H: 1 LOB: 1 BB: 0 P: 4	R: 1 E: 0 K: 1 S: 7 H: 2 LOB: 1 BB: 0 P: 7	R: 0 E: 0 K: 0 S: 3 H: 0 LOB: 0 BB: 0 P: 3	R: 0 E: 0 K: 0 S: 3 H: 0 LOB: 0 BB: 0 P: 3	R: 1 E: 0 K: 0 S: 4 H: 2 LOB: 0 BB: 0 P: 4						

PITCHER		IP	WLS	BF	H	R	ER	SO	BB	IBB	HBP	BLK	WP	HR	S	P	ERA	WHIP
Phil Niekro, R ERA: 3.81	(1, 1)	7.2		27	6	2	2	2	0	0	0	0	0	0	31	31	2.35	0.783
Jim Britton, R ERA: 2.63	(8, 1)	3.1	L	11	2	1	1	1	0	0	0	0	0	0	13	13	2.70	0.600

PITCHER	IP	WLS	BF	H	R	ER	SO	BB	IBB	HBP	BLK	WP	HR	S	P	ERA	WHIP

TOP

Philadelphia Phillies @ Atlanta Braves

Atlanta Stadium, Atlanta, GA

Wed Jun 26 1968, 7:05 PM EDT

Att. 10,128 - Unknown

livebaseballscorecards.com

AB	37
R	3
H	8
RBI	2
BB	0
SO	3
LOB	8

1B: 5	SF: 0	WP: 0	PA: 38
2B: 2	SAC: 1	PB: 0	
3B: 1	DP: 3	SB: 0	
HR: 0	HBP: 0	CS: 0	

Batter	1	2	3	4	5	6	7	8	9	10	11	AB	R	H	RBI	BB	SO	LOB
Felipe Alou, R (1, 8) OBP: 0.348, SLG: 0.436	6-3		F9			1B		F7		F5		5	0	1	0	0	0	0
Sonny Jackson, L (1, 6) OBP: 0.286, SLG: 0.270	BB		CS 1B			P3		1B		F5		4	0	2	0	1	0	1
Hank Aaron, R (1, 9) OBP: 0.315, SLG: 0.455	F3		CS 1-2	L8		F9		1-2 1B			5-3	5	0	1	0	0	0	2
Joe Torre, R (1, 3) OBP: 0.338, SLG: 0.445 (8, 2)	F8			6-3		5-3		K			F3	5	0	0	0	0	1	4
Tito Francona, L (1, 7) OBP: 0.425, SLG: 0.422 Deron Johnson, R (8, 3) OBP: 0.282, SLG: 0.298		F8		1-3			F8	K			5-3	3 2	0 0	0 0	0 0	0 0	0 1	0 2
Clete Boyer, R (1, 5) OBP: 0.273, SLG: 0.304		BB E S	4-3 2B				HR 1B				5-3	3	1	2	0	1	0	0
Bob Tillman, R (1, 2) OBP: 0.226, SLG: 0.280 Mike Lum, L (7, PH) (8, 7) OBP: 0.272, SLG: 0.320		L9	5-3				1-H HR				BB CS	2 1	0 1	0 1	0 2	0 1	0 0	2 0
Marty Martinez, S (1, 4) OBP: 0.290, SLG: 0.260		L9 1-3	4-3 2-3				F8				F8	4	0	0	0	0	0	3
Phil Niekro, R (1, 1) OBP: 0.111, SLG: 0.222 Jim Britton, R (8, 1) OBP: 0.222, SLG: 0.222			K		K		6-3			CS 1-2	K	3 1	0 0	0 0	0 0	0 0	2 1	1 0
Inning Stats	R: 0 H: 0 E: 0 LOB: 1 K: 0 BB: 1 S: 3 P: 7	R: 0 H: 0 E: 0 LOB: 1 K: 0 BB: 1 S: 3 P: 7	R: 0 H: 1 E: 0 LOB: 0 K: 1 BB: 0 S: 5 P: 5	R: 0 H: 0 E: 0 LOB: 0 K: 0 BB: 0 S: 3 P: 3	R: 0 H: 0 E: 0 LOB: 1 K: 1 BB: 0 S: 6 P: 6	R: 0 H: 1 E: 0 LOB: 1 K: 0 BB: 0 S: 4 P: 4	R: 2 H: 2 E: 0 LOB: 0 K: 0 BB: 0 S: 5 P: 5	R: 0 H: 2 E: 0 LOB: 2 K: 2 BB: 0 S: 9 P: 9	R: 0 H: 0 E: 0 LOB: 0 K: 0 BB: 1 S: 2 P: 6	R: 0 H: 0 E: 0 LOB: 0 K: 1 BB: 0 S: 5 P: 5	R: 0 H: 0 E: 0 LOB: 0 K: 0 BB: 0 S: 3 P: 3	1B: 5 SF: 0 2B: 1 SAC: 0 3B: 0 DP: 0 HR: 1 HBP: 0						

PITCHER		IP	WLS	BF	H	R	ER	SO	BB	IBB	HBP	BLK	WP	HR	S	P	ERA	WHIP
Rick Wise, R ERA: 3.99	(1, 1)	7.0		27	5	2	2	2	2	0	0	0	0	1	29	37	2.57	1.000
John Boozer, R ERA: 4.76	(8, 1)	3.0	W	11	2	0	0	3	1	0	0	0	0	0	16	20	0.00	1.000
Turk Farrell, R ERA: 1.5	(11, 1)	1.0	S	3	0	0	0	0	0	0	0	0	0	0	3	3	0.00	0.000

PITCHER	IP	WLS	BF	H	R	ER	SO	BB	IBB	HBP	BLK	WP	HR	S	P	ERA	WHIP

BOTTOM

Philadelphia Phillies @ Atlanta Braves

Atlanta Stadium, Atlanta, GA

Wed Jun 26 1968, 7:05 PM EDT

Att. 10,128 - Unknown

livebaseballscorecards.com

AB	38
R	2
H	7
RBI	2
BB	3
SO	5
LOB	15

Philadelphia Phillies @ Atlanta Braves

Atlanta Stadium, Atlanta, GA

Thu Jun 27 1968, 7:05 PM EDT

Att. 12,347 - Unknown

TOP

livebaseballscorecards.com

Batter	1	2	3	4	5	6	7	8	9	AB	R	H	RBI	BB	SO	LOB
Tony Gonzalez, L (1, 8) OBP: 0.333, SLG: 0.339	6-3	4-3		G3			F7		HBP	4	0	0	0	0	0	4
Cookie Rojas, R (1, 4) OBP: 0.269, SLG: 0.366	6-3 1B		6-3		L7		P6		K	5	0	1	0	0	1	3
Dick Allen, R (1, 7) OBP: 0.381, SLG: 0.575	6-3		4-3 1B		F3		F8		4-3	5	0	1	0	0	0	4
Johnny Callison, L (1, 9) OBP: 0.310, SLG: 0.398	F9		4-3		5-3			F8		4	0	0	0	0	0	2
John Briggs, L (1, 3) OBP: 0.339, SLG: 0.302		1B 2B 1B	F5			3-1		K		4	1	1	0	0	1	1
Tony Taylor, R (1, 5) OBP: 0.312, SLG: 0.317		2B SF9 1B		6-3		K		5-3		1	1	1	0	0	0	0
Rick Joseph, R (2, 5) OBP: 0.302, SLG: 0.255										3	0	0	0	0	1	0
Roberto Pena, R (1, 6) OBP: 0.341, SLG: 0.315		2B		1B		1B			4-3 1B	4	1	4	1	0	0	0
Clay Dalrymple, L (1, 2) OBP: 0.273, SLG: 0.286		L6		P3		F9			4-3	4	0	0	0	0	0	5
Chris Short, R (1, 1) OBP: 0.200, SLG: 0.184		SF9		1B			BB		HBP 1B	1	0	1	1	0	0	0
Howie Bedell, L (7, PH) OBP: 0.286, SLG: 0.200										0	0	0	0	1	0	0
Dick Hall, R (7, 1) OBP: 0.333, SLG: 0.333										0	0	0	0	0	0	0
Bill White, L (9, PH) OBP: 0.323, SLG: 0.383										1	0	1	1	0	0	0
Grant Jackson, S (9, PR)										0	0	0	0	0	0	0

Inning Stats	1	2	3	4	5	6	7	8	9
	R: 0 E: 0 K: 0 S: 4	R: 2 E: 0 K: 0 S: 6	R: 0 E: 0 K: 0 S: 4	R: 0 E: 0 K: 0 S: 5	R: 0 E: 0 K: 0 S: 3	R: 0 E: 0 K: 1 S: 6	R: 0 E: 0 K: 0 S: 3	R: 0 E: 0 K: 1 S: 5	R: 1 E: 0 K: 1 S: 7
	H: 1 LOB: 1 BB: 0 P: 4	H: 3 LOB: 1 BB: 0 P: 6	H: 1 LOB: 1 BB: 0 P: 4	H: 2 LOB: 2 BB: 0 P: 5	H: 0 LOB: 0 BB: 0 P: 3	H: 1 LOB: 1 BB: 0 P: 6	H: 0 LOB: 1 BB: 1 P: 7	H: 0 LOB: 0 BB: 0 P: 5	H: 2 LOB: 2 BB: 0 P: 8

1B: 9 SF: 1
2B: 1 SAC: 0
3B: 0 DP: 0
HR: 0 HBP: 1

WP: 0 PA: 39
PB: 0
SB: 0
CS: 0

	AB	36
	R	3
	H	10
	RBI	3
	BB	1
	SO	3
	LOB	19

PITCHER		IP	WLS	BF	H	R	ER	SO	BB	IBB	HBP	BLK	WP	HR	S	P	ERA	WHIP
Pat Jarvis, R ERA: 2.34	(1, 1)	8.0	W	34	9	3	3	2	1	0	0	0	0	0	37	41	3.38	1.250
Cecil Upshaw, R ERA: 2.4	(9, 1)	1.0	S	5	1	0	0	1	0	0	1	0	0	0	6	7	0.00	1.000

PITCHER	IP	WLS	BF	H	R	ER	SO	BB	IBB	HBP	BLK	WP	HR	S	P	ERA	WHIP

Philadelphia Phillies @ Atlanta Braves

Atlanta Stadium, Atlanta, GA

Thu Jun 27 1968, 7:05 PM EDT

Att. 12,347 - Unknown

BOTTOM

Batter	1	2	3	4	5	6	7	8	9	AB	R	H	RBI	BB	SO	LOB
Felipe Alou, R (1, 8) OBP: 0.346, SLG: 0.430	K	K			1-3	BB		5-3		4	0	0	0	1	2	2
Clete Boyer, R (1, 5) OBP: 0.272, SLG: 0.303	F3	F9			HBP, 1B	L7				4	1	1	0	0	0	3
Hank Aaron, R (1, 9) OBP: 0.317, SLG: 0.465	HR		K		1B, 1B, HBP		P4			3	2	1	1	0	1	0
Joe Torre, R (1, 2) OBP: 0.342, SLG: 0.447	2B, 1B		4-3		1B		K			4	0	2	1	0	1	0
Deron Johnson, R (1, 3) OBP: 0.286, SLG: 0.313	2B		F3		K		1B, 2B			4	1	2	0	0	1	2
Tommie Aaron, R (1, 7) OBP: 0.325, SLG: 0.321	6-3			F8	FC4-6, 1B		2-H, 1B			4	0	2	2	0	0	2
Mike Lum, L (8, 7) OBP: 0.272, SLG: 0.320										0	0	0	0	0	0	0
Marty Martinez, S (1, 4) OBP: 0.297, SLG: 0.270		1B, 1B		1B	FC4-6		F5			4	0	2	0	0	0	3
Sonny Jackson, L (1, 6) OBP: 0.286, SLG: 0.270		SH1-4, 1B		K		F7		4-3		4	0	1	0	0	1	1
Pat Jarvis, R (1, 1) OBP: 0.152, SLG: 0.114		SH1-4		P5		K		K		3	0	0	0	0	2	1
Cecil Upshaw, R (9, 1) OBP: 0.333, SLG: 0.250										0	0	0	0	0	0	0
Inning Stats	R: 1 E: 0 K: 1 S: 8 H: 3 LOB: 2 BB: 0 P: 8	R: 0 E: 0 K: 1 S: 7 H: 2 LOB: 2 BB: 0 P: 7	R: 0 E: 0 K: 1 S: 5 H: 0 LOB: 0 BB: 0 P: 5	R: 0 E: 0 K: 1 S: 6 H: 1 LOB: 1 BB: 0 P: 6	R: 2 E: 0 K: 1 S: 8 H: 3 LOB: 2 BB: 0 P: 9	R: 0 E: 0 K: 1 S: 5 H: 0 LOB: 1 BB: 1 P: 9	R: 1 E: 0 K: 1 S: 7 H: 2 LOB: 1 BB: 0 P: 7	R: 0 E: 0 K: 1 S: 5 H: 0 LOB: 0 BB: 0 P: 5		1B: 8 2B: 2 3B: 0 HR: 1	SF: 0 SAC: 1 DP: 0 HBP: 1						

	AB	34
	R	4
	H	11
	RBI	4
	BB	1
	SO	8
	LOB	14

WP: 0 PB: 0 SB: 1 CS: 0 PA: 37

livebaseballscorecards.com

PITCHER	IP	WLS	BF	H	R	ER	SO	BB	IBB	HBP	BLK	WP	HR	S	P	ERA	WHIP
Chris Short, L (1, 1) ERA: 2.5	6.0	L	29	9	3	3	6	1	0	1	0	0	1	39	44	4.50	1.667
Dick Hall, R (7, 1) ERA: 4.94	2.0		8	2	1	1	2	0	0	0	0	0	0	12	12	4.50	1.000

PITCHER	IP	WLS	BF	H	R	ER	SO	BB	IBB	HBP	BLK	WP	HR	S	P	ERA	WHIP

Atlanta Braves @ Los Angeles Dodgers

Dodger Stadium, Los Angeles, CA

Fri Jun 28 1968, 7:05 PM PDT

Att. 51,747 - Unknown

TOP

livebaseballscorecards.com

Batter	1	2	3	4	5	6	7	8	9	AB	R	H	RBI	BB	SO	LOB
Felipe Alou, R (1, 8) OBP: 0.347, SLG: 0.430	P4-3		1B		F7			K	1B	5	0	2	1	0	1	0
Clete Boyer, R (1, 5) OBP: 0.271, SLG: 0.300	P4-3		1-3 1B		L9			L5	K	5	0	1	0	0	1	1
Hank Aaron, R (1, 9) OBP: 0.316, SLG: 0.473	P4-3		P4		F7			HR		4	1	1	1	0	0	2
Joe Torre, R (1, 2) OBP: 0.340, SLG: 0.441		6-3		F3		K		BB 1B		4	0	1	0	0	1	0
Deron Johnson, R (1, 3) OBP: 0.290, SLG: 0.314		1B		F9		F7		1-2 BB		3	0	1	0	1	0	0
Tommie Aaron, R (1, 7) OBP: 0.326, SLG: 0.316		F8		E 1B BB		K		F8		2	1	0	0	1	1	1
Tito Francona, L (8, PH) OBP: 0.422, SLG: 0.419										1	0	0	0	0	0	2
Mike Lum, L (8, 7) OBP: 0.272, SLG: 0.320										0	0	0	0	0	0	0
Marty Martinez, S (1, 4) OBP: 0.296, SLG: 0.269		K		E1 1B 1-2			P4-3		FC4-6 1B	4	0	1	0	0	1	2
Sonny Jackson, L (1, 6) OBP: 0.285, SLG: 0.269			1-3	1-3 2-H 1B			P4-3		FC4-6 SH1-4 1-2f 1B	4	1	1	1	0	0	1
Milt Pappas, R (1, 1) OBP: 0.130, SLG: 0.091			K	K			K		SH1-4 1-2	3	0	0	0	0	3	2
Inning Stats	R: 0 E: 0 K: 0 S: 3 H: 0 LOB: 0 BB: 0 P: 3	R: 0 E: 0 K: 1 S: 6 H: 1 LOB: 1 BB: 0 P: 6	R: 0 E: 0 K: 1 S: 7 H: 2 LOB: 2 BB: 0 P: 7	R: 1 E: 1 K: 1 S: 7 H: 1 LOB: 2 BB: 1 P: 11	R: 0 E: 0 K: 0 S: 3 H: 0 LOB: 0 BB: 0 P: 3	R: 0 E: 0 K: 2 S: 7 H: 0 LOB: 0 BB: 0 P: 7	R: 0 E: 0 K: 1 S: 5 H: 0 LOB: 0 BB: 0 P: 5	R: 1 E: 0 K: 1 S: 7 H: 2 LOB: 2 BB: 1 P: 11	R: 1 E: 0 K: 1 S: 7 H: 2 LOB: 1 BB: 0 P: 7	1B: 7 2B: 0 3B: 0 HR: 1 SF: 0 SAC: 1 DP: 0 HBP: 0						

	AB	35
	R	3
	H	8
	RBI	3
	BB	2
	SO	8
	LOB	11

PITCHER		IP	WLS	BF	H	R	ER	SO	BB	IBB	HBP	BLK	WP	HR	S	P	ERA	WHIP
Mike Kekich, L ERA: 2.82	(1, 1)	7.2	L	32	6	2	1	7	2	0	0	0	0	1	44	52	1.17	1.043
Jack Billingham, R ERA: 2.34	(8, 1)	1.1		6	2	1	1	1	0	0	0	0	0	0	8	8	6.75	1.500

PITCHER		IP	WLS	BF	H	R	ER	SO	BB	IBB	HBP	BLK	WP	HR	S	P	ERA	WHIP

Batter	1	2	3	4	5	6	7	8	9	AB	R	H	RBI	BB	SO	LOB
Willie Davis, L (1, 8) OBP: 0.256, SLG: 0.317	K		1B		F5			G3		4	0	1	0	0	1	1
Paul Popovich, S (1, 4) OBP: 0.304, SLG: 0.295	1B		P6			F2			P3	4	0	1	0	0	0	1
Len Gabrielson, L (1, 7) OBP: 0.311, SLG: 0.477	F8			L8		4-3			5-3	4	0	0	0	0	0	1
Tom Haller, L (1, 2) OBP: 0.336, SLG: 0.360	K			1B		F7			4-3	4	0	1	0	0	1	1
Jim Lefebvre, S (1, 5) OBP: 0.241, SLG: 0.345		F8		F6			3-1			3	0	0	0	0	0	1
Ron Fairly, L (1, 9) OBP: 0.255, SLG: 0.250 (8, 3)		G3		F4			4-3			3	0	0	0	0	0	1
Wes Parker, S (1, 3) OBP: 0.311, SLG: 0.325 Jack Billingham, R (8, 1)		K			F8		4-3			3 0	0 0	0 0	0 0	0 0	1 0	0 0
Zoilo Versalles, R (1, 6) OBP: 0.232, SLG: 0.268			5-3		6-3			K		3	0	1	0	0	1	0
Mike Kekich, R (1, 1) OBP: 0.176, SLG: 0.125 Jim Fairey, L (8, 9) OBP: 0.274, SLG: 0.357			1-3		6-3			F9		2 1	0 0	0 0	0 0	0 0	0 0	1 0
Inning Stats	R: 0 E: 0 K: 2 S: 8 H: 1 LOB: 1 BB: 0 P: 8	R: 0 E: 0 K: 1 S: 5 H: 0 LOB: 0 BB: 0 P: 5	R: 0 E: 0 K: 0 S: 4 H: 1 LOB: 1 BB: 0 P: 4	R: 0 E: 0 K: 0 S: 4 H: 1 LOB: 1 BB: 0 P: 4	R: 0 E: 0 K: 0 S: 4 H: 1 LOB: 1 BB: 0 P: 4	R: 0 E: 0 K: 0 S: 3 H: 0 LOB: 0 BB: 0 P: 3	R: 0 E: 0 K: 0 S: 3 H: 0 LOB: 0 BB: 0 P: 3	R: 0 E: 0 K: 1 S: 5 H: 0 LOB: 0 BB: 0 P: 5	R: 0 E: 0 K: 0 S: 3 H: 0 LOB: 0 BB: 0 P: 3	1B: 3 2B: 1 3B: 0 HR: 0	SF: 0 SAC: 0 DP: 0 HBP: 0						

PITCHER		IP	WLS	BF	H	R	ER	SO	BB	IBB	HBP	BLK	WP	HR	S	P	ERA	WHIP
Milt Pappas, R ERA: 4.27	(1, 1)	9.0	W	31	4	0	0	4	0	0	0	0	0	0	39	39	0.00	0.444

PITCHER		IP	WLS	BF	H	R	ER	SO	BB	IBB	HBP	BLK	WP	HR	S	P	ERA	WHIP

BOTTOM

Atlanta Braves @ Los Angeles Dodgers

Dodger Stadium, Los Angeles, CA

Fri Jun 28 1968, 7:05 PM PDT

Att. 51,747 - Unknown

livebaseballscorecards.com

AB	31
R	0
H	4
RBI	0
BB	0
SO	4
LOB	7

PA: 31

WP: 0
PB: 0
SB: 1
CS: 0

Batter	1	2	3	4	5	6	7	8	9	AB	R	H	RBI	BB	SO	LOB
Felipe Alou, R (1, 8) OBP: 0.345, SLG: 0.428	6-3	FC6-4 1B			P6-3		FC5-4 1-2f			4	0	1	0	0	0	1
Clete Boyer, R (1, 5) OBP: 0.270, SLG: 0.300	1B 1B 1B	FC6-4 1-2f			K			4-3		4	1	1	0	0	1	1
Hank Aaron, R (1, 9) OBP: 0.315, SLG: 0.473	F8		2B		F8			F8		4	0	1	0	0	0	1
Joe Torre, R (1, 2) OBP: 0.337, SLG: 0.436	1B 1-3 1B		5-3			G3		1-3		4	0	1	0	0	0	1
Deron Johnson, R (1, 3) OBP: 0.294, SLG: 0.314	FC4 1-2 3-H 1B		F9			F9			B B B B FC5-4 BB	3	0	1	1	1	0	1
Tommie Aaron, R (1, 7) OBP: 0.316, SLG: 0.305	FC4 1-2f		L9			F9			F8	4	0	0	0	0	0	4
Marty Martinez, S (1, 4) OBP: 0.294, SLG: 0.269		E6 SH1-3 SF9 1B		P6-3			5-3		FC5-4 2B 1-2f	4	1	1	0	0	0	1
Sonny Jackson, L (1, 6) OBP: 0.289, SLG: 0.278		SH1-3 2-3		CS 1B			4-3		1-3 2B	3	0	2	0	0	0	0
Ken Johnson, R (1, 1) OBP: 0.103, SLG: 0.107 Dick Kelley, R (2, 1) OBP: 0.200, SLG: 0.059 Bob Tillman, R (7, PH) OBP: 0.225, SLG: 0.278 Felix Millan, R (7, PR) OBP: 0.337, SLG: 0.365 Ted Davidson, R (7, 1) Bob Johnson, R (9, PH) OBP: 0.321, SLG: 0.296		SF9 3-H		K 1-2			E5 FC5-4		K	0 1 1 0 0 1	0 0 0 0 0 0	0 1 0 0 0 0	1 0 0 0 0 0	0 0 0 0 0 1	0 1 0 0 0 2	0 1 0 0 0 2
Inning Stats	R: 1 H: 3 E: 0 LOB: 2 K: 0 BB: 0 S: 6 P: 6	R: 1 H: 2 E: 1 LOB: 1 K: 0 BB: 0 S: 5 P: 5	R: 0 H: 1 E: 0 LOB: 1 K: 0 BB: 0 S: 4 P: 4	R: 0 H: 1 E: 0 LOB: 1 K: 1 BB: 0 S: 5 P: 5	R: 0 H: 0 E: 0 LOB: 0 K: 1 BB: 0 S: 5 P: 5	R: 0 H: 0 E: 0 LOB: 0 K: 0 BB: 0 S: 3 P: 3	R: 0 H: 0 E: 1 LOB: 1 K: 0 BB: 0 S: 4 P: 4	R: 0 H: 0 E: 0 LOB: 0 K: 0 BB: 0 S: 3 P: 3	R: 0 H: 1 E: 0 LOB: 2 K: 1 BB: 1 S: 6 P: 10	1B: 6 SF: 1 2B: 3 SAC: 1 3B: 0 DP: 1 HR: 0 HBP: 0						

PITCHER		IP	WLS	BF	H	R	ER	SO	BB	IBB	HBP	BLK	WP	HR	S	P	ERA	WHIP
Claude Osteen, L ERA: 3.05	(1, 1)	8.2	W	35	8	2	2	2	1	0	0	0	0	0	38	42	2.08	1.038
Jim Brewer, L ERA: 2.16	(9, 1)	0.1	S	1	0	0	0	1	0	0	0	0	0	0	3	3	0.00	0.000

PITCHER		IP	WLS	BF	H	R	ER	SO	BB	IBB	HBP	BLK	WP	HR	S	P	ERA	WHIP

Atlanta Braves @ Los Angeles Dodgers

Dodger Stadium, Los Angeles, CA

Sat Jun 29 1968, 7:05 PM PDT

Att. 21,923 - Unknown

TOP

livebaseballscorecards.com

AB	33
R	2
H	8
RBI	2
BB	1
SO	3
LOB	13

WP: 0 PA: 36
PB: 0
SB: 0
CS: 1

BOTTOM

Atlanta Braves @ Los Angeles Dodgers

Dodger Stadium, Los Angeles, CA

Sat Jun 29 1968, 7:05 PM PDT

Att. 21,923 - Unknown

livebaseballscorecards.com

Batter	1	2	3	4	5	6	7	8	9	AB	R	H	RBI	BB	SO	LOB
Willie Davis, L (1, 8) OBP: 0.258, SLG: 0.318	0-0 BB BB 1B 1B	0-0 ② 4-3		SSS 0-3 ① K		SSS 0-3 ③ K		0-0 1B 1B		5	2	2	0	0	2	1
Paul Popovich, S (1, 4) (3, 6) OBP: 0.311, SLG: 0.300	BBBB 4-0 BB 1B 1-2 BB	0-0 BB 1B 1B		0-0 ②③ P6-4-3 1-2f			0-0 ① P9	0-0 1B 1-2 1B		4	2	2	0	1	0	1
Len Gabrielson, L (1, 7) OBP: 0.323, SLG: 0.474	BBBB 4-0 SH1-3 1B 1-2 2-3 1B BB	BBB 4-0 1B 1-2 BB			0-0 ① F3		0-0 ② 4-3	0-0 1-3 2-H 1B		3	1	1	1	2	0	0
Tom Haller, L (1, 2) OBP: 0.345, SLG: 0.367	0-0 1B SH1-3 1-2 2-H 3-H 1B	0-0 1-3 2-H 1B			0-0 2B 1B		BBBB 4-0 FC6-4 BB	0-0 ③ F9		4	0	3	3	1	0	2
Jim Lefebvre, S (1, 5) (3, 4) OBP: 0.233, SLG: 0.333	0-0 ① SH1-3 1-2 2-3	0-0 ③ 6-3			0-0 ② F8		0-0 ③ FC6-4 1-2f			3	0	0	0	0	0	4
Ron Fairly, L (1, 9) OBP: 0.259, SLG: 0.255	III 4-0 G5-3 1B IBB		0-0 ① 4-3		0-0 1-3 2B			0-0 ① F5		3	0	1	0	1	0	0
Wes Parker, S (1, 3) OBP: 0.314, SLG: 0.325	0-0 1-2 2-3 3-H 1B		0-0 ② P4		0-0 ③ F3			BBBB 4-0 HR BB		3	1	1	1	1	0	2
Zoilo Versalles, R (1, 6) OBP: 0.231, SLG: 0.267 Ken Boyer, R (3, 5) OBP: 0.338, SLG: 0.364	0-0 ②③ G5-3 2-3f		0-0 ③ F7			0-0 ① F8		0-0 1-H HR		1 3	0 1	0 1	0 2	0 0	0 0	3 0
Claude Osteen, L (1, 1) OBP: 0.214, SLG: 0.286 Jim Brewer, L (9, 1) OBP: 0.333, SLG: 0.333		SSS 0-3 ① K		0-0 P6-4-3 1B		0-0 ② G3		0-0 ② 5-3		4 0	0 0	1 0	0 0	0 0	1 0	0 0
Inning Stats	R: 3 E: 0 K: 0 S: 5 H: 3 LOB: 2 BB: 3 P: 17	R: 1 E: 0 K: 1 S: 7 H: 2 LOB: 2 BB: 1 P: 11	R: 0 E: 0 K: 0 S: 3 H: 0 LOB: 0 BB: 0 P: 3	R: 0 E: 0 K: 1 S: 5 H: 1 LOB: 0 BB: 0 P: 5	R: 0 E: 0 K: 0 S: 5 H: 2 LOB: 2 BB: 0 P: 5	R: 0 E: 0 K: 1 S: 5 H: 0 LOB: 0 BB: 0 P: 5	R: 0 E: 0 K: 0 S: 3 H: 0 LOB: 1 BB: 1 P: 7	R: 3 E: 0 K: 0 S: 7 H: 4 LOB: 2 BB: 1 P: 11		1B: 10 2B: 1 3B: 0 HR: 1		SF: 0 SAC: 1 DP: 2 HBP: 0		WP: 0 PB: 0 SB: 0 CS: 0	PA: 40	

PITCHER		IP	WLS	BF	H	R	ER	SO	BB	IBB	HBP	BLK	WP	HR	S	P	ERA	WHIP
Ken Johnson, R ERA: 2.81	(1, 1)	1.2	L	13	5	4	4	1	3	1	0	0	0	0	11	27	21.60	4.800
Dick Kelley, L ERA: 3.1	(2, 1)	4.1		15	3	0	0	2	0	0	0	0	0	0	19	19	0.00	0.692
Ted Davidson, L ERA: 6.75	(7, 1)	2.0		12	4	3	3	0	2	0	0	0	0	1	10	18	13.50	3.000

PITCHER	IP	WLS	BF	H	R	ER	SO	BB	IBB	HBP	BLK	WP	HR	S	P	ERA	WHIP

AB	33
R	7
H	12
RBI	7
BB	6
SO	3
LOB	13

Atlanta Braves @ Los Angeles Dodgers

Dodger Stadium, Los Angeles, CA

Sun Jun 30 1968, 3:33 AM PDT

Att. 19,136 - Unknown

livebaseballscorecards.com

TOP

Batter	1	2	3	4	5	6	7	8	9	AB	R	H	RBI	BB	SO	LOB
Felipe Alou, R (1, 8) OBP: 0.347, SLG: 0.427	F3		2-H 3-H 1B		P6-3			BBB 4-0 FC5-4 BB		3	0	1	2	1	0	1
Clete Boyer, R (1, 5) OBP: 0.270, SLG: 0.299	F4		F2			1B		FC5-4 1-2f		4	0	1	0	0	0	2
Hank Aaron, R (1, 9) OBP: 0.311, SLG: 0.466	F8		F7			F8		P5		4	0	0	0	0	0	3
Joe Torre, R (1, 2) OBP: 0.335, SLG: 0.431		4-3		P6-3		F3			FC4-6 1B	4	0	1	0	0	0	1
Felix Millan, R (9, PR) OBP: 0.337, SLG: 0.365										0	0	0	0	0	0	0
Tito Francona, L (1, 3) OBP: 0.418, SLG: 0.409		F5		BBBB 4-0 P4-6-3 BB		1-3			FC4-6 1-2f	3	0	0	0	1	0	2
Tommie Aaron, R (9, PR) OBP: 0.316, SLG: 0.305										0	0	0	0	0	0	0
Mike Lum, L (1, 7) OBP: 0.259, SLG: 0.304		5-3		P4-6-3 1-2f			4-3		P6	4	0	0	0	0	0	2
Sonny Jackson, L (1, 6) OBP: 0.290, SLG: 0.276			H 1-0 SH1-4 1B 1B HBP		SSS 0-3 K		P6-3		F7	2	1	0	0	0	1	0
Deron Johnson, R (9, PH) OBP: 0.293, SLG: 0.312										1	0	0	0	0	0	1
Marty Martinez, S (1, 4) OBP: 0.311, SLG: 0.282			1-2 SH1-4 1B 1B		BBBB 4-0 BB		CS 1B			2	1	2	0	1	0	0
Ron Reed, R (1, 1) OBP: 0.189, SLG: 0.143			SH1-4 1-2 2-3		SSS 0-3 K		1-2 P		SSS 0-3 K	2	0	0	0	0	1	2
Mike Page, L (8, PH)										1	0	0	0	0	1	0
Jim Britton, R (8, 1) OBP: 0.222, SLG: 0.222										0	0	0	0	0	0	0
Inning Stats	R: 0 E: 0 K: 0 S: 3 H: 0 LOB: 0 BB: 0 P: 3	R: 0 E: 0 K: 0 S: 3 H: 0 LOB: 0 BB: 0 P: 3	R: 2 E: 0 K: 0 S: 5 H: 2 LOB: 0 BB: 0 P: 6	R: 0 E: 0 K: 0 S: 2 H: 0 LOB: 0 BB: 1 P: 6	R: 0 E: 0 K: 2 S: 7 H: 0 LOB: 1 BB: 1 P: 11	R: 0 E: 0 K: 0 S: 4 H: 1 LOB: 1 BB: 0 P: 4	R: 0 E: 0 K: 0 S: 3 H: 1 LOB: 0 BB: 0 P: 3	R: 0 E: 1 K: 1 S: 5 H: 0 LOB: 1 BB: 1 P: 9	R: 0 E: 0 K: 0 S: 4 H: 1 LOB: 1 BB: 0 P: 4	1B: 5 2B: 0 3B: 0 HR: 0	SF: 0 SAC: 1 DP: 1 HBP: 1			WP: 0 PB: 0 SB: 0 CS: 1	PA: 35		

	AB	30
	R	2
	H	5
	RBI	2
	BB	3
	SO	3
	LOB	14

PITCHER	IP	WLS	BF	H	R	ER	SO	BB	IBB	HBP	BLK	WP	HR	S	P	ERA	WHIP
Mudcat Grant, R (1, 1) ERA: 2.5	9.0	W	35	5	2	2	3	3	0	1	0	0	0	36	49	2.00	0.889

PITCHER	IP	WLS	BF	H	R	ER	SO	BB	IBB	HBP	BLK	WP	HR	S	P	ERA	WHIP

Atlanta Braves @ Los Angeles Dodgers

Dodger Stadium, Los Angeles, CA

Sun Jun 30 1968, 3:33 AM PDT

Att. 19,136 - Unknown

livebaseballscorecards.com

BOTTOM

Batter	1	2	3	4	5	6	7	8	9	AB	R	H	RBI	BB	SO	LOB
Willie Davis, L (1, 8) OBP: 0.258, SLG: 0.317	6-3	S 1B 3-H		6-3			F3			4	0	1	1	0	0	0
Paul Popovich, S (1, 6) OBP: 0.315, SLG: 0.304	SF8 2B 1B	F5 1-2			1B		P3			4	1	2	0	0	0	1
Len Gabrielson, L (1, 7) OBP: 0.328, SLG: 0.492	1-3 2B		1B FC5-4 2B		K		4-3			4	1	2	0	0	1	1
Tom Haller, L (1, 2) OBP: 0.348, SLG: 0.367	IBB		FC5-4 2-3 1B		F5			4-3		3	0	1	0	1	0	1
Ken Boyer, R (1, 5) OBP: 0.329, SLG: 0.355	SF8 3-H		FC5-4 S 1-2f 3-H		4-3			F9		3	0	0	2	0	0	2
Ron Fairly, L (1, 9) OBP: 0.259, SLG: 0.255	5-3		K 1-2			4-3		1B		4	0	1	0	0	1	3
Jim Lefebvre, S (1, 4) OBP: 0.234, SLG: 0.322		4-3	G3			BB		1-3		3	0	0	0	1	0	2
Wes Parker, S (1, 3) OBP: 0.314, SLG: 0.329		6-3 1B 2B		K		F9				3	1	1	0	0	1	1
Mudcat Grant, R (1, 1) OBP: 0.200, SLG: 0.400		6-3 2-3		G3		L7				3	0	0	0	0	0	2
Inning Stats	R: 1 E: 0 K: 0 S: 5 H: 2 LOB: 2 BB: 1 P: 9	R: 1 E: 0 K: 0 S: 5 H: 2 LOB: 1 BB: 0 P: 5	R: 1 E: 0 K: 1 S: 7 H: 2 LOB: 1 BB: 0 P: 7	R: 0 E: 0 K: 1 S: 5 H: 0 LOB: 0 BB: 0 P: 5	R: 0 E: 0 K: 1 S: 6 H: 1 LOB: 1 BB: 0 P: 6	R: 0 E: 0 K: 0 S: 3 H: 0 LOB: 1 BB: 1 P: 7	R: 0 E: 0 K: 0 S: 3 H: 0 LOB: 0 BB: 0 P: 3	R: 0 E: 0 K: 0 S: 4 H: 1 LOB: 1 BB: 0 P: 4		1B: 5 2B: 3 3B: 0 HR: 0 SF: 1 SAC: 0 DP: 0 HBP: 0						

	AB	31
	R	3
	H	8
	RBI	3
	BB	2
	SO	3
	LOB	13

WP: 0 PB: 0 SB: 2 CS: 0 PA: 34

PITCHER		IP	WLS	BF	H	R	ER	SO	BB	IBB	HBP	BLK	WP	HR	S	P	ERA	WHIP
Ron Reed, R ERA: 2.91	(1, 1)	7.0	L	30	7	3	3	3	1	1	0	0	0	0	34	42	3.86	1.143
Jim Britton, R ERA: 2.57	(8, 1)	1.0		4	1	0	0	0	0	0	0	0	0	0	4	4	0.00	1.000

Batter	1	2	3	4	5	6	7	8	9	AB	R	H	RBI	BB	SO	LOB
Felipe Alou, R (1, 8) OBP: 0.348, SLG: 0.426	FC5-4 1B		F2	F9		FC6-4 1B 1-2f 2-3		S 1B 3-H		5	0	2	1	0	0	3
Clete Boyer, R (1, 5) OBP: 0.273, SLG: 0.305	FC5-4 S BB 1-2f		1B 2B		5-3	1-2 3-H 1B		5-3 1-2		5	1	2	1	0	0	2
Hank Aaron, R (1, 9) OBP: 0.310, SLG: 0.460	FC6-5 S 1-2 BB		E5 1B 1B	F7	F8			5-3		4	1	0	0	1	0	4
Joe Torre, R (1, 2) OBP: 0.337, SLG: 0.437	K 1-2 2-3		1B 1-2 2-H 1B	E5			5-3		1B 2B	5	1	2	1	0	1	2
Tito Francona, L (1, 7) OBP: 0.429, SLG: 0.415 Mike Lum, L (9, PR) OBP: 0.259, SLG: 0.304 (9, 7)	IBB		G6-4-3 1-2 2-H 1B		IBB		F2		5-3 2-H 1B	3 0	0 0	2 0	2 0	2 0	0 0	0 0
Deron Johnson, R (1, 3) OBP: 0.291, SLG: 0.306	FC6-5 2-3f		G6-4-3 1-2f		F5		HBP		F8	4	0	0	0	0	0	8
Marty Martinez, S (1, 4) OBP: 0.307, SLG: 0.272		6-3		F7		FC6-4 BB 1B BB	G3		5-3 1-2	4	1	0	0	1	0	2
Sonny Jackson, L (1, 6) OBP: 0.296, SLG: 0.281		K		2B		FC6-4 1-2 BB		E5 WP PB 1B	IBB	3	1	1	0	2	1	0
Phil Niekro, R (1, 1) OBP: 0.097, SLG: 0.194 Cecil Upshaw, R (8, 1) OBP: 0.300, SLG: 0.222		K		K		K		1-3 1-3	1-3	4 1	0 0	0 0	0 0	0 0	3 0	4 2
Inning Stats	R: 0 H: 1 E: 0 LOB: 3 K: 1 BB: 2 S: 6 P: 14	R: 0 H: 0 E: 0 LOB: 0 K: 2 BB: 0 S: 7 P: 7	R: 2 H: 3 E: 1 LOB: 1 K: 0 BB: 0 S: 6 P: 6	R: 0 H: 1 E: 0 LOB: 1 K: 1 BB: 0 S: 6 P: 6	R: 0 H: 0 E: 1 LOB: 2 K: 0 BB: 1 S: 4 P: 8	R: 1 H: 1 E: 0 LOB: 2 K: 1 BB: 2 S: 6 P: 14	R: 0 H: 0 E: 0 LOB: 1 K: 0 BB: 0 S: 3 P: 4	R: 1 H: 1 E: 1 LOB: 1 K: 0 BB: 0 S: 5 P: 5	R: 1 H: 2 E: 0 LOB: 2 K: 0 BB: 1 S: 5 P: 9	1B: 6 SF: 0 2B: 3 SAC: 0 3B: 0 DP: 1 HR: 0 HBP: 1						

TOP

Atlanta Braves @ San Francisco Giants

Candlestick Park, San Francisco, CA

Mon Jul 01 1968, 6:33 AM EDT

Att. 4,706 - Unknown

livebaseballscorecards.com

AB	38
R	5
H	9
RBI	5
BB	6
SO	5
LOB	27

WP: 1 PA: 45
PB: 1
SB: 3
CS: 0

PITCHER		IP	WLS	BF	H	R	ER	SO	BB	IBB	HBP	BLK	WP	HR	S	P	ERA	WHIP
Bobby Bolin, R ERA: 2.13	(1, 1)	7.0	L	34	6	3	2	5	3	2	1	0	0	0	38	59	2.57	1.286
Frank Linzy, R ERA: 2.54	(8, 1)	2.0		11	3	2	1	0	0	1	0	0	1	0	10	14	4.50	1.500

PITCHER	IP	WLS	BF	H	R	ER	SO	BB	IBB	HBP	BLK	WP	HR	S	P	ERA	WHIP

Batter	1	2	3	4	5	6	7	8	9	AB	R	H	RBI	BB	SO	LOB
Ron Hunt, R (1, 4) OBP: 0.355, SLG: 0.285	5-3		F9		BB		5-3		4-3	4	0	0	0	1	0	1
Frank Johnson, R (1, 5) OBP: 0.257, SLG: 0.224	F9			4-3	1-3		4-3		6-3	5	0	0	0	0	0	3
Willie Mays, R (1, 8) OBP: 0.354, SLG: 0.488	BB			F3		1-3		1B		3	0	1	0	1	0	0
Willie McCovey, L (1, 3) OBP: 0.403, SLG: 0.618	K			FC5 1B		1B 1B 2B		1-2 1B		4	1	3	0	0	1	1
Jim Ray Hart, R (1, 7) OBP: 0.360, SLG: 0.498		6-3		1-2 1B		5-3		F3		4	0	1	0	0	0	3
Bobby Bonds, R (1, 9) OBP: 0.321, SLG: 0.440		K2-3		FC5 2-3f		1B 2-3 1B		K		4	0	1	0	0	2	4
Bob Barton, R (1, 2) OBP: 0.302, SLG: 0.265 Dave Marshall, L (6, PH) OBP: 0.356, SLG: 0.333 Ray Sadecki, L (6, PR) OBP: 0.137, SLG: 0.125 Dick Dietz, R (7, 2) OBP: 0.324, SLG: 0.394		F4			6-3	1-3 3-H 1B		F9		2 1 0 1	0 0 0 0	0 1 0 0	0 1 0 0	0 0 0 0	0 0 0 0	0 0 0 2
Hal Lanier, R (1, 6) OBP: 0.216, SLG: 0.237 Ty Cline, L (6, PH) OBP: 0.259, SLG: 0.257 Jim Davenport, R (7, 6) OBP: 0.266, SLG: 0.220		G3			BB 1B	K			4-3 BB	2 1 0	0 0 0	1 0 0	0 0 0	0 0 1	0 1 0	0 2 0
Bobby Bolin, R (1, 1) OBP: 0.077, SLG: 0.077 Jesus Alou, R (7, PH) OBP: 0.277, SLG: 0.316 Frank Linzy, R (8, 1) Jack Hiatt, R (9, PH) OBP: 0.348, SLG: 0.336		K			K		5-3		F9	2 1 0 1	0 0 0 0	0 0 0 0	0 0 0 0	0 0 0 0	2 0 0 0	1 0 0 1
Inning Stats	R: 0 E: 0 K: 1 S: 5 H: 0 LOB: 1 BB: 1 P: 9	R: 0 E: 0 K: 1 S: 5 H: 0 LOB: 0 BB: 0 P: 5	R: 0 E: 0 K: 1 S: 5 H: 0 LOB: 0 BB: 0 P: 5	R: 0 E: 0 K: 0 S: 5 H: 2 LOB: 2 BB: 0 P: 5	R: 0 E: 0 K: 1 S: 6 H: 1 LOB: 2 BB: 1 P: 10	R: 1 E: 0 K: 1 S: 8 H: 3 LOB: 2 BB: 0 P: 8	R: 0 E: 0 K: 0 S: 3 H: 0 LOB: 0 BB: 0 P: 3	R: 0 E: 0 K: 1 S: 7 H: 2 LOB: 2 BB: 0 P: 7	R: 0 E: 0 K: 0 S: 3 H: 0 LOB: 1 BB: 1 P: 7	1B: 7 2B: 1 3B: 0 HR: 0 SF: 0 SAC: 0 DP: 0 HBP: 0						

PITCHER		IP	WLS	BF	H	R	ER	SO	BB	IBB	HBP	BLK	WP	HR	S	P	ERA	WHIP
Phil Niekro, R ERA: 3.65	(1, 1)	7.0	W	31	8	1	1	5	2	0	0	0	0	0	39	47	1.29	1.429
Cecil Upshaw, R ERA: 2.31	(8, 1)	2.0	S	7	0	0	0	1	1	0	0	0	0	0	8	12	0.00	0.500

PITCHER	IP	WLS	BF	H	R	ER	SO	BB	IBB	HBP	BLK	WP	HR	S	P	ERA	WHIP

BOTTOM

Atlanta Braves @ San Francisco Giants

Candlestick Park, San Francisco, CA

Mon Jul 01 1968, 6:33 AM EDT

Att. 4,706 - Unknown

livebaseballscorecards.com

AB	35
R	1
H	8
RBI	1
BB	3
SO	6
LOB	18

WP: 0	PA: 38
PB: 0	
SB: 0	
CS: 0	

Atlanta Braves @ San Francisco Giants

Candlestick Park, San Francisco, CA

Tue Jul 02 1968, 10:05 PM EDT

Att. 7,351 - Unknown

TOP

livebaseballscorecards.com

Batter	1	2	3	4	5	6	7	8	9	AB	R	H	RBI	BB	SO	LOB
Felipe Alou, R (1, 8) OBP: 0.347, SLG: 0.424	SSS 0-3 ① K			x 0-0 BB 1B		x 0-0 ② 6-3		x 0-0 ③ 4-3		4	0	1	0	0	1	0
Clete Boyer, R (1, 5) OBP: 0.268, SLG: 0.300	x 0-0 ② F7			SSS 0-3 ① K		x 0-0 ③ F8			x 0-0 ① 6-3	4	0	0	0	0	1	1
Hank Aaron, R (1, 9) OBP: 0.309, SLG: 0.457	x 0-0 ③ 1B			x 0-0 ② F7			x 0-0 ① 1-3		x 0-0 ② F8	4	0	1	0	0	0	1
Joe Torre, R (1, 2) OBP: 0.347, SLG: 0.441		x 0-0 ① F7		BBB 4-0 1-2 BB			x 0-0 1B 1B		x 0-0 1B	3	0	2	0	1	0	0
Tito Francona, L (1, 7) OBP: 0.425, SLG: 0.410		x 0-0 ② F2		x 0-0 ③ F2			x 0-0 1-2 1B		x 0-0 ③ F6	4	0	1	0	0	0	3
Deron Johnson, R (1, 3) OBP: 0.287, SLG: 0.301		SSS 0-3 ③ K			x 0-0 ① F7		x 0-0 ② F3			3	0	0	0	0	1	2
Sonny Jackson, L (1, 6) OBP: 0.292, SLG: 0.277			x 0-0 ① 1-3		x 0-0 ② 6-3		x 0-0 ③ F7			3	0	0	0	0	0	2
Marty Martinez, S (1, 4) OBP: 0.300, SLG: 0.265			x 0-0 ② 1-3		x 0-0 ③ F5			x 0-0 ① F8		3	0	0	0	0	0	0
Pat Jarvis, R (1, 1) OBP: 0.149, SLG: 0.111			SSS 0-3 ③ K			x 0-0 ① 1-3		x 0-0 ② 4-3		1	0	0	0	0	1	0
Mike Page, L (6, PH)										1	0	0	0	0	0	0
Jim Britton, R (6, 1) OBP: 0.222, SLG: 0.222										0	0	0	0	0	0	0
Mike Lum, L (8, PH) OBP: 0.256, SLG: 0.300										1	0	0	0	0	0	0
George Stone, L (8, 1)										0	0	0	0	0	0	0

Inning Stats	1	2	3	4	5	6	7	8	9
R	0	0	0	0	0	0	0	0	0
E	0	0	0	0	0	0	0	0	0
K	1	1	1	1	0	0	0	0	0
S	5	5	5	6	3	3	5	3	4
H	1	0	0	1	0	0	2	0	1
LOB	1	0	0	2	0	0	2	0	1
BB	0	0	0	1	0	0	0	0	0
P	5	5	5	10	3	3	5	3	4

AB	31
R	0
H	5
RBI	0
BB	1
SO	4
LOB	9

PITCHER		IP	WLS	BF	H	R	ER	SO	BB	IBB	HBP	BLK	WP	HR	S	P	ERA	WHIP	PITCHER	IP	WLS	BF	H	R	ER	SO	BB	IBB	HBP	BLK	WP	HR	S	P	ERA	WHIP
Juan Marichal, R ERA: 2.51	(1, 1)	9.0	W	32	5	0	0	4	1	0	0	0	0	0	39	43	0.00	0.667																	

	R: 0 E: 0 K: 1 S: 5	H: 1 LOB: 1 BB: 0 P: 5	R: 0 E: 0 K: 1 S: 5	H: 0 LOB: 0 BB: 0 P: 5	R: 0 E: 0 K: 1 S: 5	H: 0 LOB: 0 BB: 0 P: 5	R: 0 E: 0 K: 1 S: 6	H: 1 LOB: 2 BB: 1 P: 10	R: 0 E: 0 K: 0 S: 3	H: 0 LOB: 0 BB: 0 P: 3	R: 0 E: 0 K: 0 S: 3	H: 0 LOB: 0 BB: 0 P: 3	R: 0 E: 0 K: 0 S: 5	H: 2 LOB: 2 BB: 0 P: 5	R: 0 E: 0 K: 0 S: 3	H: 0 LOB: 0 BB: 0 P: 3	R: 0 E: 0 K: 0 S: 4	H: 1 LOB: 1 BB: 0 P: 4	1B: 5 2B: 0 3B: 0 HR: 0	SF: 0 SAC: 0 DP: 0 HBP: 0	WP: 0 PB: 0 SB: 0 CS: 0	PA: 32

Batter	1	2	3	4	5	6	7	8	9	AB	R	H	RBI	BB	SO	LOB
Ron Hunt, R (1, 4) OBP: 0.355, SLG: 0.291	0-0 1-3 1B	0-0 F8 ③		0-0 WP 2B		0-0 E5 1B 1B		0-0 4-3 ③		5	1	2	0	0	0	1
Jim Davenport, R (1, 5) OBP: 0.266, SLG: 0.220	0-0 1-3 ① 1-2		0-0 E4 1B 6-3	0-0 5-3 ③ 2-3		0-0 1B 1-3 1B				4	1	1	0	0	0	2
Willie Mays, R (1, 8) OBP: 0.363, SLG: 0.494	B B B B 4-0 FC4-6 BB		0-0 S 2-3 1B		0-0 5-3 1B 1B	0-0 1-3 3-H 1B				3	1	3	1	1	0	0
Willie McCovey, L (1, 3) OBP: 0.397, SLG: 0.607	0-0 F5 ②		0-0 F2 ①		0-0 F9 ①	0-0 F9 ③				4	0	0	0	0	0	7
Jim Ray Hart, R (1, 7) OBP: 0.355, SLG: 0.490	0-0 FC4-6 ③ 1-2f		0-0 6-3 ② 1-2 3-H		0-0 5-3 ② 1-2		0-0 6-3 ①			4	0	0	1	0	0	4
Dick Dietz, R (1, 2) OBP: 0.330, SLG: 0.398		0-0 F9 WP 1B 1B	S S S 0-3 K ③		0-0 2-H 1B		S S S 0-3 K ②			4	1	2	1	0	2	1
Bobby Bonds, R (1, 9) OBP: 0.344, SLG: 0.448		0-0 F9 ① 1-3		0-0 SH2-3 S BLK 1B	0-0 F8 ③		0-0 CS 1B			4	1	2	0	0	0	2
Hal Lanier, R (1, 6) OBP: 0.217, SLG: 0.238		0-0 3-H 1B		0-0 SH2-3 ① 1-3		0-0 4-3 ①	0-0 CS ③ 1-2	0-0 F8 ①		3	0	1	1	0	0	0
Juan Marichal, R (1, 1) OBP: 0.188, SLG: 0.182		0-0 F3 ②		S S S 0-3 K ② 3-H		0-0 1-3 ②		0-0 F9 ②		4	0	0	0	0	1	1
Inning Stats	R: 0 E: 0 K: 0 S: 4 H: 1 LOB: 2 BB: 1 P: 8	R: 1 E: 0 K: 0 S: 5 H: 2 LOB: 1 BB: 0 P: 5	R: 1 E: 0 K: 1 S: 7 H: 1 LOB: 1 BB: 0 P: 7	R: 1 E: 0 K: 1 S: 7 H: 2 LOB: 1 BB: 0 P: 7	R: 1 E: 0 K: 0 S: 5 H: 2 LOB: 1 BB: 0 P: 5	R: 1 E: 1 K: 0 S: 6 H: 2 LOB: 2 BB: 0 P: 6	R: 0 E: 0 K: 1 S: 5 H: 1 LOB: 0 BB: 0 P: 5	R: 0 E: 0 K: 0 S: 3 H: 0 LOB: 0 BB: 0 P: 3		1B: 10 2B: 1 3B: 0 HR: 0	SF: 0 SAC: 1 DP: 0 HBP: 0					

PITCHER		IP	WLS	BF	H	R	ER	SO	BB	IBB	HBP	BLK	WP	HR	S	P	ERA	WHIP
Pat Jarvis, R ERA: 2.45	(1, 1)	5.0	L	25	8	4	3	2	1	0	0	1	2	0	28	32	5.40	1.800
Jim Britton, R ERA: 2.45	(6, 1)	2.0		9	3	1	0	1	0	0	0	0	0	0	11	11	0.00	1.500
George Stone, L ERA:	(8, 1)	1.0		3	0	0	0	0	0	0	0	0	0	0	3	3	0.00	0.000

PITCHER	IP	WLS	BF	H	R	ER	SO	BB	IBB	HBP	BLK	WP	HR	S	P	ERA	WHIP

BOTTOM

Atlanta Braves @ San Francisco Giants

Candlestick Park, San Francisco, CA

Tue Jul 02 1968, 10:05 PM EDT

Att. 7,351 - Unknown

livebaseballscorecards.com

AB	35
R	5
H	11
RBI	4
BB	1
SO	3
LOB	18

1B: 10 2B: 1 3B: 0 HR: 0 SF: 0 SAC: 1 DP: 0 HBP: 0

WP: 2 PB: 0 SB: 2 CS: 1 PA: 38

Batter	1	2	3	4	5	6	7	8	9	AB	R	H	RBI	BB	SO	LOB
Felipe Alou, R (1, 8) OBP: 0.351, SLG: 0.434	HR		BB		IBB			E3 S 1-3		2	1	1	1	2	0	1
Clete Boyer, R (1, 5) OBP: 0.264, SLG: 0.295	G3		F4		F9			F8		4	0	0	0	0	0	5
Hank Aaron, R (1, 9) OBP: 0.305, SLG: 0.452	K			F8		F3		SF8 3-H		3	0	0	1	0	1	0
Joe Torre, R (1, 2) OBP: 0.339, SLG: 0.430	G3			5-3		4-3		K 1-2		4	0	0	0	0	1	1
Tito Francona, L (1, 7) OBP: 0.421, SLG: 0.406		F6		FC5-4 1B		4-3			6-3	4	0	1	0	0	0	0
Mike Lum, L (9, 7) OBP: 0.256, SLG: 0.300										0	0	0	0	0	0	0
Deron Johnson, R (1, 3) OBP: 0.282, SLG: 0.295		F8		FC5-4 1-2f			5-3		F8	4	0	0	0	0	0	1
Sonny Jackson, L (1, 6) OBP: 0.292, SLG: 0.277		K			S 1B		G3		1-3	4	0	1	0	0	1	0
Marty Martinez, S (1, 4) OBP: 0.293, SLG: 0.258			6-3		F8 1-2		1-3			3	0	0	0	0	0	1
Milt Pappas, R (1, 1) OBP: 0.154, SLG: 0.120			K		F5			E SF8 1B		3	0	1	0	0	1	1
Felix Millan, R (8, PR) OBP: 0.337, SLG: 0.365										0	1	0	0	0	0	0
Claude Raymond, R (8, 1)										0	0	0	0	0	0	0
Inning Stats	R: 1 E: 0 K: 1 S: 6 H: 1 LOB: 0 BB: 0 P: 6	R: 0 E: 0 K: 1 S: 5 H: 0 LOB: 0 BB: 0 P: 5	R: 0 E: 0 K: 1 S: 5 H: 0 LOB: 1 BB: 1 P: 9	R: 0 E: 0 K: 0 S: 4 H: 1 LOB: 1 BB: 0 P: 4	R: 0 E: 0 K: 0 S: 4 H: 1 LOB: 2 BB: 1 P: 8	R: 0 E: 0 K: 0 S: 3 H: 0 LOB: 0 BB: 0 P: 3	R: 0 E: 0 K: 0 S: 3 H: 0 LOB: 0 BB: 0 P: 3	R: 1 E: 1 K: 1 S: 7 H: 1 LOB: 2 BB: 0 P: 7	R: 0 E: 0 K: 0 S: 3 H: 0 LOB: 0 BB: 0 P: 3	1B: 3 2B: 0 3B: 0 HR: 1	SF: 1 SAC: 0 DP: 0 HBP: 0					

TOP

Atlanta Braves @ San Francisco Giants

Candlestick Park, San Francisco, CA

Wed Jul 03 1968, 6:33 AM EDT

Att. 4,837 - Unknown

livebaseballscorecards.com

AB	31
R	2
H	4
RBI	2
BB	2
SO	4
LOB	10

WP: 0 PB: 0 SB: 2 CS: 0 PA: 34

PITCHER		IP	WLS	BF	H	R	ER	SO	BB	IBB	HBP	BLK	WP	HR	S	P	ERA	WHIP
Gaylord Perry, R ERA: 3.02	(1, 1)	7.0	L	26	3	1	1	3	1	1	0	0	0	1	30	38	1.29	0.571
Frank Linzy, R ERA: 2.41	(8, 1)	2.0		8	1	1	0	1	0	0	0	0	0	0	10	10	0.00	0.500

PITCHER	IP	WLS	BF	H	R	ER	SO	BB	IBB	HBP	BLK	WP	HR	S	P	ERA	WHIP

BOTTOM

Atlanta Braves @ San Francisco Giants

Candlestick Park, San Francisco, CA

Wed Jul 03 1968, 6:33 AM EDT

Att. 4,837 - Unknown

livebaseballscorecards.com

Batter	1	2	3	4	5	6	7	8	9	AB	R	H	RBI	BB	SO	LOB
Ron Hunt, R (1, 4) OBP: 0.357, SLG: 0.294	CS 1B		1B			4-3		6-3		4	0	2	0	0	0	0
Jim Davenport, R (1, 5) (8, 6) OBP: 0.265, SLG: 0.221	K 1-2			5-3		1B		F9		4	0	1	0	0	1	1
Willie Mays, R (1, 8) OBP: 0.361, SLG: 0.489	BB			6-3		F8		F8		3	0	0	0	1	0	1
Willie McCovey, L (1, 3) OBP: 0.391, SLG: 0.597	G3			K		4-3			F6	4	0	0	0	0	1	2
Jim Ray Hart, R (1, 7) OBP: 0.353, SLG: 0.486		K			1B		F5		6-3	4	0	1	0	0	1	0
Dick Dietz, R (1, 2) OBP: 0.319, SLG: 0.383		4-3			K		F9		K	4	0	0	0	0	2	1
Bobby Bonds, R (1, 9) OBP: 0.343, SLG: 0.438		K			F7		S 1B			3	0	1	0	0	1	1
Hal Lanier, R (1, 6) OBP: 0.220, SLG: 0.241			K		1-2 1B		BB			2	0	1	0	0	1	0
Dave Marshall, L (7, PH) OBP: 0.363, SLG: 0.333										0	0	0	0	1	0	0
Frank Johnson, R (7, PR) (8, 5) OBP: 0.257, SLG: 0.224										0	0	0	0	0	0	0
Gaylord Perry, R (1, 1) OBP: 0.114, SLG: 0.114			1-3		4-3		L6-3			2	0	0	0	0	0	2
Ty Cline, L (7, PH) OBP: 0.257, SLG: 0.255										1	0	0	0	0	0	2
Frank Linzy, R (8, 1)										0	0	0	0	0	0	0
Inning Stats	R: 0 E: 0 K: 1 S: 5 — H: 1 LOB: 1 BB: 1 P: 9	R: 0 E: 0 K: 2 S: 7 — H: 0 LOB: 0 BB: 0 P: 7	R: 0 E: 0 K: 1 S: 5 — H: 1 LOB: 1 BB: 0 P: 5	R: 0 E: 0 K: 1 S: 5 — H: 0 LOB: 0 BB: 0 P: 5	R: 0 E: 0 K: 1 S: 7 — H: 2 LOB: 2 BB: 0 P: 7	R: 0 E: 0 K: 0 S: 4 — H: 1 LOB: 1 BB: 0 P: 4	R: 0 E: 0 K: 0 S: 4 — H: 1 LOB: 2 BB: 1 P: 8	R: 0 E: 0 K: 0 S: 3 — H: 0 LOB: 0 BB: 0 P: 3	R: 0 E: 0 K: 1 S: 5 — H: 0 LOB: 0 BB: 0 P: 5	1B: 6 2B: 0 3B: 0 HR: 0 — SF: 0 SAC: 0 DP: 0 HBP: 0							

	AB	31
	R	0
	H	6
	RBI	0
	BB	2
	SO	7
	LOB	10

WP: 0 PB: 0 SB: 1 CS: 1 — PA: 33

PITCHER		IP	WLS	BF	H	R	ER	SO	BB	IBB	HBP	BLK	WP	HR	S	P	ERA	WHIP
Milt Pappas, R ERA: 3.95	(1, 1)	7.0	W	27	6	0	0	6	2	0	0	0	0	0	37	45	0.00	1.143
Claude Raymond, R ERA: 1.99	(8, 1)	2.0	S	6	0	0	0	1	0	0	0	0	0	0	8	8	0.00	0.000

PITCHER	IP	WLS	BF	H	R	ER	SO	BB	IBB	HBP	BLK	WP	HR	S	P	ERA	WHIP

Atlanta Braves @ San Francisco Giants

Candlestick Park, San Francisco, CA

Thu Jul 04 1968, 6:33 AM EDT

Att. 14,249 - Unknown

TOP

livebaseballscorecards.com

Batter	1	2	3	4	5	6	7	8	9	AB	R	H	RBI	BB	SO	LOB
Felipe Alou, R (1, 8) OBP: 0.358, SLG: 0.439	BB		F2 2B				G6-4-3 BB		1B 1B	3	0	2	0	2	0	1
Clete Boyer, R (1, 5) OBP: 0.267, SLG: 0.297	F9		FC5-4 1B 1-2	5-3			F6		1B 1-2 2-3	5	0	2	0	0	0	3
Hank Aaron, R (1, 9) OBP: 0.304, SLG: 0.448	F9		FC5-4 1B 1B 1-2f 2-3		S 1B 1B		G6-4-3 1-2f		G1-2-3 3-Hf	5	2	1	0	0	0	7
Joe Torre, R (1, 2) OBP: 0.342, SLG: 0.432	F8		1B 1B 1-2 3-H 1B		L6-3 1-H 1B			4-3		4	1	2	2	0	0	1
Deron Johnson, R (1, 3) OBP: 0.286, SLG: 0.299		K 1B	1B 1-2 2-H 1B		L6-3 1-2			FC4-6 1B		4	0	2	1	0	1	1
Tommie Aaron, R (1, 7) OBP: 0.324, SLG: 0.314 Tito Francona, L (8, PH) OBP: 0.419, SLG: 0.403 Sonny Jackson, L (8, 6) OBP: 0.292, SLG: 0.277		1B	1-2 2-H 1B		K			FC4-6 1-2f		3 1 0	0 0 0	2 0 0	1 0 0	0 0 0	1 0 0	0 1 0
Bob Johnson, R (1, 4) OBP: 0.290, SLG: 0.267 Mike Lum, L (8, PH) OBP: 0.253, SLG: 0.296 (8, 7)	K	5-3				6-3		6-3		3 1	0 0	0 0	0 0	0 0	1 0	3 1
Marty Martinez, S (1, 6) OBP: 0.285, SLG: 0.250 (8, 4)	5-3		F5			F5			6-3	4	0	0	0	0	0	1
Jim Britton, R (1, 1) OBP: 0.273, SLG: 0.273 Dick Kelley, R (4, 1) OBP: 0.200, SLG: 0.059 George Stone, L (5, 1) Mike Page, L (9, PH)		FC5-4 1B 1B 1B	6-3			K			1B 1B G1-2-3 BB	2 0 1 0	1 0 0 0	1 0 0 0	0 0 0 1	0 0 1 0	0 0 0 0	0 0 0 0

Inning Stats	R: 0 E: 0 K: 0 S: 3	H: 0 LOB: 1 BB: 1 P: 7	R: 0 E: 0 K: 2 S: 8	H: 1 LOB: 1 BB: 0 P: 8	R: 3 E: 0 K: 0 S: 8	H: 5 LOB: 2 BB: 0 P: 8	R: 0 E: 0 K: 0 S: 4	H: 1 LOB: 1 BB: 0 P: 4	R: 1 E: 0 K: 1 S: 6	H: 2 LOB: 0 BB: 0 P: 6	R: 0 E: 0 K: 1 S: 5	H: 0 LOB: 0 BB: 0 P: 5	R: 0 E: 0 K: 0 S: 2	H: 0 LOB: 0 BB: 1 P: 6	R: 0 E: 0 K: 0 S: 4	H: 1 LOB: 1 BB: 0 P: 4	R: 0 E: 0 K: 0 S: 4	H: 2 LOB: 2 BB: 1 P: 8	1B: 11 2B: 2 3B: 0 HR: 0	SF: 0 SAC: 0 DP: 3 HBP: 0	WP: 0 PB: 0 SB: 1 CS: 0	PA: 39

	AB	36
	R	4
	H	12
	RBI	4
	BB	3
	SO	4
	LOB	19

PITCHER		IP	WLS	BF	H	R	ER	SO	BB	IBB	HBP	BLK	WP	HR	S	P	ERA	WHIP
Ray Sadecki, L ERA: 2.69	(1, 1)	2.2		15	6	3	3	2	1	0	0	0	0	0	18	22	10.12	2.625
Ron Herbel, R ERA: 2.49	(3, 1)	1.1		5	1	0	0	0	0	0	0	0	0	0	5	5	0.00	0.750
Lindy McDaniel, R ERA: 7.45	(5, 1)	1.0		4	2	1	1	1	0	0	0	0	0	0	6	6	9.00	2.000
Frank Linzy, R ERA: 2.2	(6, 1)	4.0	W	15	3	0	0	1	2	0	0	0	0	0	15	23	0.00	1.250

PITCHER	IP	WLS	BF	H	R	ER	SO	BB	IBB	HBP	BLK	WP	HR	S	P	ERA	WHIP

Batter	1	2	3	4	5	6	7	8	9	AB	R	H	RBI	BB	SO	LOB
Ron Hunt, R (1, 4) OBP: 0.361, SLG: 0.294	BBBB 4-0 FC5-6-4 E 2B BB	x 0-0 1-2 1B		BBBB 4-0 1-2 2-3 BB		x 0-0 ① 3-1		x 0-0 ① F8		3	1	1	0	2	0	0
Ty Cline, L (1, 7) OBP: 0.253, SLG: 0.252 Jesus Alou, R (4, PH) OBP: 0.273, SLG: 0.311 (5, 7)	x 0-0 L7 FC5-6-4 1-2	x 0-0 ② F5		x 0-0 ②③ G1-2-3 3-Hf		x 0-0 ② F9		x 0-0 ② G3		2 3	0 0	0 0	0 0	0 0	0 0	3 3
Willie Mays, R (1, 8) OBP: 0.359, SLG: 0.483	x 0-0 ① FC5-6-4 BB 2B 1-2f 2-3	x 0-0 ③ F8			x 0-0 1B 1B 1B	x 0-0 ③ F7		x 0-0 ③ F4		5	2	1	0	0	0	4
Willie McCovey, L (1, 3) OBP: 0.393, SLG: 0.593	BBBB 4-0 2B 1-2 BB		SSS 0-3 ① K		x 0-0 BB 1-3 1B 1B		x 0-0 ① F6			3	1	1	0	1	1	0
Jim Ray Hart, R (1, 5) OBP: 0.355, SLG: 0.488 Jim Davenport, R (8, 5) OBP: 0.265, SLG: 0.221	x 0-0 ② F3	x 0-0 ② F8			BBBB 4-0 1B 1-2 BB		x 0-0 HR 2B			3 0	1 0	1 0	0 0	1 0	0 0	3 0
Dick Dietz, R (1, 2) OBP: 0.325, SLG: 0.423	x 0-0 1-3 2-H 3-H 2B		SSS 0-3 ③ K		SSS 0-3 ① K		x 0-0 2-H HR			4	1	2	4	0	2	3
Bobby Bonds, R (1, 9) OBP: 0.359, SLG: 0.429	x 0-0 ③ 5-3			x 0-0 ① F9	x 0-0 1-2 2-H 3-H 1B		BBBB 4-0 WP BB			3	0	1	2	1	0	2
Hal Lanier, R (1, 6) OBP: 0.220, SLG: 0.241		x 0-0 ① F8		x 0-0 WP BB G1-2-3 1B	SSS 0-3 ② K		x 0-0 ② F9			4	0	1	0	0	1	3
Ray Sadecki, L (1, 1) OBP: 0.154, SLG: 0.143 Ron Herbel, R (3, 1) Bob Schroder, L (4, PH) Lindy McDaniel, R (5, 1) Jack Hiatt, R (5, PH) OBP: 0.346, SLG: 0.333 Frank Linzy, R (6, 1)		x 0-0 1B 1B		BBBB 4-0 WP 1-2 BB	SSS 0-3 ③ K		SSS 0-3 ③ K 1-2			1 0 0 0 0 1 1	0 0 0 0 0 0 0	1 0 0 0 0 1 1	0 0 0 0 0 0 0	0 0 0 0 1 0 1	0 0 0 0 0 1 1	0 0 0 0 0 2 1
Inning Stats	R: 2 E: 1 K: 0 S: 5 H: 1 LOB: 2 BB: 2 P: 13	R: 0 E: 0 K: 0 S: 5 H: 2 LOB: 2 BB: 0 P: 5	R: 0 E: 0 K: 2 S: 7 H: 0 LOB: 0 BB: 0 P: 7	R: 0 E: 0 K: 0 S: 3 H: 1 LOB: 2 BB: 2 P: 11	R: 2 E: 0 K: 3 S: 12 H: 3 LOB: 2 BB: 1 P: 16	R: 0 E: 0 K: 0 S: 3 H: 0 LOB: 0 BB: 0 P: 3	R: 2 E: 0 K: 1 S: 7 H: 2 LOB: 1 BB: 1 P: 11	R: 0 E: 0 K: 0 S: 3 H: 0 LOB: 0 BB: 0 P: 3		1B: 6 2B: 2 3B: 0 HR: 1	SF: 0 SAC: 0 DP: 1 HBP: 0			WP: 2 PB: 0 SB: 0 CS: 0	PA: 39	

PITCHER		IP	WLS	BF	H	R	ER	SO	BB	IBB	HBP	BLK	WP	HR	S	P	ERA	WHIP
Jim Britton, R ERA: 2.28	(1, 1)	3.1		19	4	2	0	2	4	0	0	0	1	0	19	35	0.00	2.400
Dick Kelley, L ERA: 3.36	(4, 1)	1.0		6	3	2	2	1	1	0	0	0	0	0	7	11	18.00	4.000
George Stone, L ERA: 3.86	(5, 1)	3.2	L	14	2	2	2	3	1	0	0	0	1	1	19	23	4.91	0.818

PITCHER	IP	WLS	BF	H	R	ER	SO	BB	IBB	HBP	BLK	WP	HR	S	P	ERA	WHIP

BOTTOM

Atlanta Braves @ San Francisco Giants

Candlestick Park, San Francisco, CA

Thu Jul 04 1968, 6:33 AM EDT

Att. 14,249 - Unknown

livebaseballscorecards.com

AB	33
R	6
H	9
RBI	6
BB	6
SO	6
LOB	24

Batter	1	2	3	4	5	6	7	8	9	AB	R	H	RBI	BB	SO	LOB
Norm Miller, L (1, 9) OBP: 0.283, SLG: 0.318	6-3 SF8 1B	1-3 2-H 1B 2B		4-3		4-3	BB E 1-2 HBP		6-3	5	2	2	1	0	0	0
Hector Torres, R (1, 6) OBP: 0.272, SLG: 0.283 Dick Simpson, R (9, PR) OBP: 0.306, SLG: 0.310 Julio Gotay, R (9, 4) OBP: 0.246, SLG: 0.244	6-3 1-3	2-H 3-H 1B		2B		4-3	E4 BB 1-2 2-3 3-H		BB 1B 1B	6 0 0	0 1 0	3 0 0	2 0 0	0 0 0	0 0 0	3 0 0
Rusty Staub, L (1, 3) OBP: 0.402, SLG: 0.434	BB	F3		BB		HR	1-2 2-3 3-H BB		1B HR 1-2 BB	2	2	1	2	4	0	1
Jimmy Wynn, R (1, 8) OBP: 0.371, SLG: 0.424	SF8 3-H		FC6-4 1B	F7		E5	K		HR 1-2 2-H 1B	5	1	2	2	0	1	5
Denis Menke, R (1, 4) (9, 6) OBP: 0.338, SLG: 0.332	F8		FC6-4 FC1-6 1-2f		K	F9		F8	HR 1-H 2-H	6	1	1	3	0	1	3
Doug Rader, R (1, 5) OBP: 0.319, SLG: 0.366		K	FC1-6 1-2f		FC5-4 1B		FC6-4 E 1B 1B	F3	HR	6	2	3	1	0	1	1
Nate Colbert, R (1, 7) OBP: 0.222, SLG: 0.176		BB 1B 2B	F6		FC5-4 S 1-2f		F9	1B	K	5	1	1	0	1	1	4
John Bateman, R (1, 2) OBP: 0.287, SLG: 0.342		1-2 2B 1B 1B		HR	1-2 IBB		1-2 FC6-4 1B	F3		4	2	3	1	1	0	1
Mike Cuellar, L (1, 1) OBP: 0.194, SLG: 0.323 Jim Ray, R (4, 1) OBP: 0.111, SLG: 0.111 Tom Dukes, R (6, 1) Lee Thomas, L (7, PH) OBP: 0.242, SLG: 0.259 Danny Coombs, R (7, 1) John Buzhardt, R (7, 1) Bob Aspromonte, R (9, PH) OBP: 0.312, SLG: 0.276 Wade Blasingame, L (9, 1)		K	K	K			1-2f 2-3 FC6-4 E HBP BB		5-3	2 1 0 1 0 0 0 1 0	0 0 0 1 0 0 0 0 0	0 0 0 1 0 0 0 0 0	0 0 0 0 0 0 0 0 0	0 0 0 0 0 0 0 0 0	2 1 0 0 0 0 0 0 0	2 2 0 2 0 0 0 0 0
Inning Stats	R: 1 H: 1 E: 0 LOB: 1 K: 0 BB: 1 S: 4 P: 8	R: 3 H: 3 E: 0 LOB: 1 K: 2 BB: 1 S: 10 P: 14	R: 0 H: 1 E: 0 LOB: 1 K: 0 BB: 0 S: 4 P: 4	R: 1 H: 2 E: 0 LOB: 2 K: 1 BB: 1 S: 7 P: 11	R: 0 H: 1 E: 0 LOB: 2 K: 2 BB: 1 S: 8 P: 12	R: 1 H: 1 E: 1 LOB: 1 K: 0 BB: 0 S: 5 P: 5	R: 2 H: 2 E: 1 LOB: 3 K: 1 BB: 1 S: 8 P: 13	R: 0 H: 1 E: 0 LOB: 1 K: 0 BB: 0 S: 4 P: 4	R: 5 H: 4 E: 0 LOB: 1 K: 1 BB: 1 S: 9 P: 13	1B: 10 SF: 1 2B: 2 SAC: 0 3B: 0 DP: 0 HR: 4 HBP: 1						

TOP

Houston Astros @ Atlanta Braves

Atlanta Stadium, Atlanta, GA

Fri Jul 05 1968, 7:05 PM EDT

Att. 17,390 - Unknown

livebaseballscorecards.com

AB	44
R	13
H	16
RBI	12
BB	6
SO	7
LOB	24

PITCHER		IP	WLS	BF	H	R	ER	SO	BB	IBB	HBP	BLK	WP	HR	S	P	ERA	WHIP
Ron Reed, R ERA: 3.21	(1, 1)	1.2		11	4	4	4	2	2	0	0	0	0	0	13	21	21.60	3.600
Ted Davidson, L ERA: 6.59	(2, 1)	2.0		10	3	1	1	1	1	0	0	0	0	1	11	15	4.50	2.000
Cecil Upshaw, R ERA: 2.36	(4, 1)	2.2		14	4	3	1	2	0	1	0	0	0	1	17	21	3.38	1.500
Claude Raymond, R ERA: 3.18	(7, 1)	2.1	L	16	5	5	5	1	2	0	1	0	0	2	15	24	19.29	3.000
Dick Kelley, L ERA: 3.34	(9, 1)	0.1		1	0	0	0	1	0	0	0	0	0	0	3	3	0.00	0.000

PITCHER	IP	WLS	BF	H	R	ER	SO	BB	IBB	HBP	BLK	WP	HR	S	P	ERA	WHIP

WP: 0	PA: 52
PB: 0	
SB: 2	
CS: 0	

Houston Astros @ Atlanta Braves

Atlanta Stadium, Atlanta, GA

Fri Jul 05 1968, 7:05 PM EDT

Att. 17,390 - Unknown

BOTTOM

Batter	1	2	3	4	5	6	7	8	9	AB	R	H	RBI	BB	SO	LOB
Felipe Alou, R (1, 8) OBP: 0.360, SLG: 0.440	4-3		1-2 3B 1B	2-H 1B 1B		2-H 1B 1B 1B	1-2 2B E5		F5	6	2	3	2	0	0	1
Clete Boyer, R (1, 5) OBP: 0.276, SLG: 0.318	4-3		1-H 2-H HR 3B	1-2 1B		1-2 1B 1B	G5-3 1-3 2-H 2B		F5	6	2	4	3	0	0	0
Hank Aaron, R (1, 9) OBP: 0.307, SLG: 0.457	5-3		3-H HR	F2		1-2 2-3 BB 1B 1B	IBB		4-3	5	1	2	2	1	0	2
Joe Torre, R (1, 2) OBP: 0.339, SLG: 0.425		5-3	F8		F4	1-2 2-H 3-H BB 1B	2-3f G5-3			5	0	1	2	0	0	3
Deron Johnson, R (1, 3) OBP: 0.284, SLG: 0.297		4-3	FC6-4 1B		F8	K		6-3		5	0	1	0	0	1	2
Tommie Aaron, R (1, 7) OBP: 0.331, SLG: 0.323 Tito Francona, L (6, PH) OBP: 0.422, SLG: 0.403 Mike Lum, L (7, 7) OBP: 0.261, SLG: 0.305		FC6 1B	1-2f FC6-4		1B	1-2 2-3 BB		FC6-4 1B		3 0 1	0 0 0	2 0 1	0 1 0	0 0 0	0 0 0	1 0 0
Felix Millan, R (1, 4) OBP: 0.331, SLG: 0.358	1-2f FC6			1-3	F8	1-3		1-2f FC6-4 FC5 S		5	0	0	0	0	0	6
Marty Martinez, S (1, 6) OBP: 0.296, SLG: 0.252			F7	S 1B 1B		SH3 1B BB	6-3	1-2 IBB		3	2	1	0	2	0	0
Ron Reed, R (1, 1) OBP: 0.189, SLG: 0.143 Ted Davidson, R (2, 1) Cecil Upshaw, R (4, 1) OBP: 0.273, SLG: 0.200 Claude Raymond, R (7, 1) OBP: 0.167, SLG: 0.167 Dick Kelley, R (9, 1) OBP: 0.200, SLG: 0.059			1B 3B BB	F1		SH3	E 2B 1B	2-3f FC5		0 0 1 2 0	0 1 0 1 0	0 0 0 1 0	0 0 0 0 0	0 1 0 0 0	0 0 0 0 0	0 0 1 2 0
Inning Stats	R: 0 E: 0 K: 0 S: 3 H: 0 LOB: 0 BB: 0 P: 3	R: 0 E: 0 K: 0 S: 4 H: 1 LOB: 1 BB: 0 P: 4	R: 4 E: 0 K: 0 S: 7 H: 4 LOB: 1 BB: 1 P: 11	R: 1 E: 0 K: 0 S: 6 H: 3 LOB: 2 BB: 0 P: 6	R: 0 E: 0 K: 0 S: 4 H: 1 LOB: 1 BB: 0 P: 4	R: 3 E: 0 K: 1 S: 9 H: 4 LOB: 3 BB: 2 P: 17	R: 1 E: 1 K: 0 S: 5 H: 2 LOB: 2 BB: 1 P: 9	R: 0 E: 0 K: 0 S: 4 H: 1 LOB: 2 BB: 1 P: 8	R: 0 E: 0 K: 0 S: 3 H: 0 LOB: 0 BB: 0 P: 3	1B: 13 2B: 1 3B: 1 HR: 1 SF: 0 SAC: 1 DP: 1 HBP: 0						

livebaseballscorecards.com

AB	42
R	9
H	16
RBI	9
BB	5
SO	1
LOB	18

WP: 0 PA: 48
PB: 0
SB: 2
CS: 0

PITCHER		IP	WLS	BF	H	R	ER	SO	BB	IBB	HBP	BLK	WP	HR	S	P	ERA	WHIP
Mike Cuellar, L ERA: 2.14	(1, 1)	3.2		20	8	5	5	0	1	0	0	0	0	1	19	23	12.27	2.455
Jim Ray, R ERA: 3.14	(4, 1)	1.2		8	2	2	2	0	1	0	0	0	0	0	7	11	10.80	1.800
Tom Dukes, R ERA: 5.79	(6, 1)	0.2		6	3	1	1	1	1	0	0	0	0	0	7	11	13.50	6.000
Danny Coombs, L ERA: 4.85	(7, 1)	0.1		3	1	1	0	0	0	0	0	0	0	0	3	3	0.00	3.000
John Buzhardt, R ERA: 3.81	(7, 1)	1.2	W	8	2	0	0	0	0	2	0	0	0	0	6	14	0.00	1.200

PITCHER		IP	WLS	BF	H	R	ER	SO	BB	IBB	HBP	BLK	WP	HR	S	P	ERA	WHIP
Wade Blasingame, L ERA: 4.67	(9, 1)	1.0	S	3	0	0	0	0	0	0	0	0	0	0	3	3	0.00	0.000

Batter	1	2	3	4	5	6	7	8	9	AB	R	H	RBI	BB	SO	LOB
Norm Miller, L (1, 9) OBP: 0.283, SLG: 0.318										0	0	0	0	0	0	0
Hector Torres, R (1, 6) OBP: 0.272, SLG: 0.283										0	0	0	0	0	0	0
Rusty Staub, L (1, 3) OBP: 0.402, SLG: 0.434										0	0	0	0	0	0	0
Jimmy Wynn, R (1, 8) OBP: 0.371, SLG: 0.424										0	0	0	0	0	0	0
Denis Menke, R (1, 4) OBP: 0.338, SLG: 0.332										0	0	0	0	0	0	0
Doug Rader, R (1, 5) OBP: 0.319, SLG: 0.366										0	0	0	0	0	0	0
Nate Colbert, R (1, 7) OBP: 0.222, SLG: 0.176										0	0	0	0	0	0	0
John Bateman, R (1, 2) OBP: 0.287, SLG: 0.342										0	0	0	0	0	0	0
Dave Giusti, R (1, 1) OBP: 0.174, SLG: 0.196										0	0	0	0	0	0	0
Inning Stats										1B: 0 2B: 0 3B: 0 HR: 0		SF: 0 SAC: 0 DP: 0 HBP: 0				

Houston Astros @ Atlanta Braves

Atlanta Stadium, Atlanta, GA

Sat Jul 06 1968, 3:33 AM EDT

Att. 6,808 - Unknown

TOP

livebaseballscorecards.com

AB	0
R	0
H	0
RBI	0
BB	0
SO	0
LOB	0

WP: 0 PA: 0
PB: 0
SB: 0
CS: 0

PITCHER	IP	WLS	BF	H	R	ER	SO	BB	IBB	HBP	BLK	WP	HR	S	P	ERA	WHIP
Phil Niekro, R (1, 1) ERA: 3.65	0.0	W	0	0	0	0	0	0	0	0	0	0	0	0	0	∞	∞

PITCHER	IP	WLS	BF	H	R	ER	SO	BB	IBB	HBP	BLK	WP	HR	S	P	ERA	WHIP

Batter	1	2	3	4	5	6	7	8	9	AB	R	H	RBI	BB	SO	LOB
Felipe Alou, R (1, 8) OBP: 0.360, SLG: 0.440										0	0	0	0	0	0	0
Clete Boyer, R (1, 5) OBP: 0.276, SLG: 0.318										0	0	0	0	0	0	0
Hank Aaron, R (1, 9) OBP: 0.307, SLG: 0.457										0	0	0	0	0	0	0
Joe Torre, R (1, 2) OBP: 0.339, SLG: 0.425										0	0	0	0	0	0	0
Tito Francona, L (1, 7) OBP: 0.422, SLG: 0.403										0	0	0	0	0	0	0
Deron Johnson, R (1, 3) OBP: 0.284, SLG: 0.297										0	0	0	0	0	0	0
Sonny Jackson, L (1, 6) OBP: 0.292, SLG: 0.277										0	0	0	0	0	0	0
Felix Millan, R (1, 4) OBP: 0.331, SLG: 0.358										0	0	0	0	0	0	0
Phil Niekro, R (1, 1) OBP: 0.097, SLG: 0.194										0	0	0	0	0	0	0
Inning Stats										1B: 0 2B: 0 3B: 0 HR: 0		SF: 0 SAC: 0 DP: 0 HBP: 0		WP: 0 PB: 0 SB: 0 CS: 0		PA: 0

BOTTOM

Houston Astros @ Atlanta Braves

Atlanta Stadium, Atlanta, GA

Sat Jul 06 1968, 3:33 AM EDT

Att. 6,808 - Unknown

livebaseballscorecards.com

AB	**0**
R	**0**
H	**0**
RBI	**0**
BB	**0**
SO	**0**
LOB	**0**

PITCHER		IP	WLS	BF	H	R	ER	SO	BB	IBB	HBP	BLK	WP	HR	S	P	ERA	WHIP
Dave Giusti, R ERA: 2.27	(1, 1)	0.0	L	0	0	0	0	0	0	0	0	0	0	0	0	0	∞	∞

PITCHER	IP	WLS	BF	H	R	ER	SO	BB	IBB	HBP	BLK	WP	HR	S	P	ERA	WHIP

Batter	1	2	3	4	5	6	7	8	9	AB	R	H	RBI	BB	SO	LOB
Norm Miller, L (1, 9) OBP: 0.272, SLG: 0.304										0	0	0	0	0	0	0
Hector Torres, R (1, 6) OBP: 0.268, SLG: 0.278										0	0	0	0	0	0	0
Rusty Staub, L (1, 3) OBP: 0.402, SLG: 0.433										0	0	0	0	0	0	0
Jimmy Wynn, R (1, 8) OBP: 0.371, SLG: 0.426										0	0	0	0	0	0	0
Denis Menke, R (1, 4) OBP: 0.338, SLG: 0.332										0	0	0	0	0	0	0
Doug Rader, R (1, 5) OBP: 0.312, SLG: 0.357										0	0	0	0	0	0	0
Bob Aspromonte, R (1, 7) OBP: 0.312, SLG: 0.276										0	0	0	0	0	0	0
John Bateman, R (1, 2) OBP: 0.288, SLG: 0.341										0	0	0	0	0	0	0
Denny Lemaster, R (1, 1) OBP: 0.073, SLG: 0.026										0	0	0	0	0	0	0
Inning Stats										1B: 0 2B: 0 3B: 0 HR: 0		SF: 0 SAC: 0 DP: 0 HBP: 0		WP: 0 PB: 0 SB: 0 CS: 0		PA: 0

TOP

Houston Astros @ Atlanta Braves

Atlanta Stadium, Atlanta, GA

Sat Jul 06 1968, 7:05 PM EDT

Att. 14,554 - Unknown

livebaseballscorecards.com

AB	0
R	0
H	0
RBI	0
BB	0
SO	0
LOB	0

PITCHER	IP	WLS	BF	H	R	ER	SO	BB	IBB	HBP	BLK	WP	HR	S	P	ERA	WHIP
Pat Jarvis, R (1, 1) ERA: 2.45	0.0		0	0	0	0	0	0	0	0	0	0	0	0	0	∞	∞

PITCHER	IP	WLS	BF	H	R	ER	SO	BB	IBB	HBP	BLK	WP	HR	S	P	ERA	WHIP

Batter	1	2	3	4	5	6	7	8	9	AB	R	H	RBI	BB	SO	LOB
Felipe Alou, R (1, 8) OBP: 0.359, SLG: 0.438										0	0	0	0	0	0	0
Felix Millan, R (1, 4) OBP: 0.335, SLG: 0.365										0	0	0	0	0	0	0
Hank Aaron, R (1, 9) OBP: 0.303, SLG: 0.451										0	0	0	0	0	0	0
Joe Torre, R (1, 3) OBP: 0.342, SLG: 0.427										0	0	0	0	0	0	0
Clete Boyer, R (1, 5) OBP: 0.272, SLG: 0.313										0	0	0	0	0	0	0
Tommie Aaron, R (1, 7) OBP: 0.331, SLG: 0.323										0	0	0	0	0	0	0
Bob Tillman, R (1, 2) OBP: 0.225, SLG: 0.278										0	0	0	0	0	0	0
Sonny Jackson, L (1, 6) OBP: 0.292, SLG: 0.278										0	0	0	0	0	0	0
Pat Jarvis, R (1, 1) OBP: 0.149, SLG: 0.111										0	0	0	0	0	0	0
Inning Stats										1B: 0 2B: 0 3B: 0 HR: 0		SF: 0 SAC: 0 DP: 0 HBP: 0		WP: 0 PB: 0 SB: 0 CS: 0		PA: 0

Houston Astros @ Atlanta Braves

Atlanta Stadium, Atlanta, GA

Sat Jul 06 1968, 7:05 PM EDT

Att. 14,554 - Unknown

livebaseballscorecards.com

BOTTOM

AB	0
R	0
H	0
RBI	0
BB	0
SO	0
LOB	0

PITCHER	IP	WLS	BF	H	R	ER	SO	BB	IBB	HBP	BLK	WP	HR	S	P	ERA	WHIP
Denny Lemaster, L (1, 1) ERA: 2.92	0.0		0	0	0	0	0	0	0	0	0	0	0	0	0	∞	∞

PITCHER	IP	WLS	BF	H	R	ER	SO	BB	IBB	HBP	BLK	WP	HR	S	P	ERA	WHIP

TOP

Houston Astros @ Atlanta Braves

Atlanta Stadium, Atlanta, GA

Sun Jul 07 1968, 3:33 AM EDT

Att. 27,604 - Unknown

livebaseballscorecards.com

Batter	1	2	3	4	5	6	7	8	9	AB	R	H	RBI	BB	SO	LOB
Norm Miller, L (1, 9) OBP: 0.283, SLG: 0.353	HR	P4		2B		3-1		K		5	2	2	1	0	1	2
Hector Torres, R (1, 6) OBP: 0.278, SLG: 0.286	1B HR 1B	G6-4-3 BB		S 2-H 1B		K		6-3		4	1	2	1	1	1	2
Rusty Staub, L (1, 3) OBP: 0.406, SLG: 0.438	HR 1-2 1B	G6-4-3 1-2f		L5 1-2			G5-4-3 1B BB		F9	4	1	1	0	1	0	2
Jimmy Wynn, R (1, 8) OBP: 0.377, SLG: 0.437	HR 1-H 2-H		SH1-3 1B BB	BB			G5-4-3 1-2 1B		CS HBP	2	1	2	3	2	0	0
Denis Menke, R (1, 4) OBP: 0.338, SLG: 0.327	F9		SH1-3 1-2 1B	F9			G5-4-3 1-2f 2-3		6-3 1-2	5	0	1	0	0	0	5
Doug Rader, R (1, 5) OBP: 0.311, SLG: 0.348	6-3		SH1-3 1-2 2-3		5-3		K			3	0	0	0	0	1	1
Bob Aspromonte, R (1, 7) OBP: 0.314, SLG: 0.276	1B 1B		G6-4-3 IBB		F9			4-3 1B		3	0	2	0	1	0	0
John Bateman, R (1, 2) OBP: 0.281, SLG: 0.331	FC6-4 1-2 1B		G6-4-3 1-2f		F8			4-3 1-2		4	0	1	0	0	0	4
Larry Dierker, R (1, 1) OBP: 0.106, SLG: 0.109	FC6-4 1-2f			K		K		BB		3	0	0	0	0	2	2
Tom Dukes, R (7, 1)										0	0	0	0	1	0	0
Inning Stats	R: 4 E: 0 K: 0 S: 9 H: 6 LOB: 2 BB: 0 P: 9	R: 0 E: 0 K: 0 S: 2 H: 0 LOB: 0 BB: 1 P: 6	R: 0 E: 0 K: 0 S: 3 H: 1 LOB: 2 BB: 2 P: 11	R: 1 E: 0 K: 1 S: 7 H: 2 LOB: 2 BB: 1 P: 11	R: 0 E: 0 K: 0 S: 3 H: 0 LOB: 0 BB: 0 P: 3	R: 0 E: 0 K: 2 S: 7 H: 0 LOB: 0 BB: 0 P: 7	R: 0 E: 0 K: 1 S: 5 H: 1 LOB: 1 BB: 1 P: 9	R: 0 E: 0 K: 1 S: 6 H: 1 LOB: 2 BB: 1 P: 10	R: 0 E: 0 K: 0 S: 2 H: 0 LOB: 0 BB: 0 P: 3	1B: 8 2B: 1 3B: 0 HR: 2 SF: 0 SAC: 1 DP: 3 HBP: 1						

	AB	33
	R	5
	H	11
	RBI	5
	BB	6
	SO	5
	LOB	18

WP: 0 PB: 0 SB: 1 CS: 1 PA: 41

PITCHER		IP	WLS	BF	H	R	ER	SO	BB	IBB	HBP	BLK	WP	HR	S	P	ERA	WHIP
Milt Pappas, R ERA: 4.34	(1, 1)	0.0	L	4	4	4	4	0	0	0	0	0	0	2	4	4	∞	∞
Dick Kelley, L ERA: 3.22	(1, 1)	5.0		22	5	1	1	1	3	1	0	0	0	0	20	36	1.80	1.600
Cecil Upshaw, R ERA: 2.29	(6, 1)	2.0		7	1	0	0	3	1	0	0	0	0	0	12	16	0.00	1.000
Jim Britton, R ERA: 2.27	(8, 1)	0.1		3	1	0	0	0	1	0	0	0	0	0	2	6	0.00	6.000
Ken Johnson, R ERA: 2.7	(8, 1)	1.2		5	0	0	0	1	0	0	1	0	0	0	6	7	0.00	0.000

PITCHER	IP	WLS	BF	H	R	ER	SO	BB	IBB	HBP	BLK	WP	HR	S	P	ERA	WHIP

Houston Astros @ Atlanta Braves

Atlanta Stadium, Atlanta, GA

Sun Jul 07 1968, 3:33 AM EDT

Att. 27,604 - Unknown

BOTTOM

Batter	1	2	3	4	5	6	7	8	9	AB	R	H	RBI	BB	SO	LOB
Felipe Alou, R (1, 8) OBP: 0.355, SLG: 0.431	WP 6-3 1B		K	HR	L7		F8		2B 1B	5	0	2	0	0	1	1
Felix Millan, R (1, 4) OBP: 0.333, SLG: 0.367	6-3 1-2		6-3		E1 HR		1B WP 1B 1-2		P6	5	1	1	0	0	0	2
Hank Aaron, R (1, 9) OBP: 0.318, SLG: 0.487	P4			HR	1-H HR		BB 1B 1-3 2-H		2B 1-3	5	2	4	4	0	0	1
Joe Torre, R (1, 2) OBP: 0.342, SLG: 0.413	FC6-4 BB 2-3			5-3	K		FC6-4 BB 1-2		IBB	2	0	0	0	3	1	0
Clete Boyer, R (1, 5) OBP: 0.270, SLG: 0.310	FC6-4 1-2f			BB 1B F8-2 1B		P4	FC6-4 1-2f		F8	5	0	1	0	0	0	8
Tito Francona, L (1, 7) OBP: 0.420, SLG: 0.397		G6-4-3 BB		BB 1B 1-2		3-1		F8		3	0	1	0	1	0	0
Deron Johnson, R (1, 3) OBP: 0.288, SLG: 0.294		K		BB 1-2 2-3		1-3		6-3		3	0	0	0	1	1	1
Sonny Jackson, L (1, 6) OBP: 0.292, SLG: 0.275		G6-4-3 1-2f		F8-2 3-H			FC3-6 BB	6-3		3	0	0	0	1	0	4
Milt Pappas, R (1, 1) OBP: 0.154, SLG: 0.120			6-3		F7		FC3-6 WP 1B 1B 1-2f		P3	0	0	0	0	0	0	0
Dick Kelley, R (1, 1) OBP: 0.160, SLG: 0.056										1	0	0	0	0	0	0
Mike Page, L (5, PH)										1	0	0	0	0	0	0
Cecil Upshaw, R (6, 1) OBP: 0.273, SLG: 0.200										0	0	0	0	0	0	0
Mike Lum, L (7, PH) OBP: 0.256, SLG: 0.298										1	1	0	0	0	0	1
Jim Britton, R (8, 1) OBP: 0.273, SLG: 0.273										0	0	0	0	0	0	0
Ken Johnson, R (8, 1) OBP: 0.133, SLG: 0.138										0	0	0	0	0	0	0
Tommie Aaron, R (9, PH) OBP: 0.333, SLG: 0.326										1	0	0	0	0	0	0
Inning Stats	R: 0 E: 0 K: 0 S: 4 H: 1 LOB: 2 BB: 1 P: 8	R: 0 E: 0 K: 1 S: 4 H: 0 LOB: 0 BB: 1 P: 8	R: 0 E: 0 K: 1 S: 5 H: 0 LOB: 0 BB: 0 P: 5	R: 1 E: 0 K: 0 S: 5 H: 3 LOB: 2 BB: 1 P: 9	R: 2 E: 1 K: 1 S: 7 H: 1 LOB: 0 BB: 0 P: 7	R: 0 E: 0 K: 0 S: 3 H: 0 LOB: 0 BB: 0 P: 3	R: 1 E: 0 K: 0 S: 5 H: 2 LOB: 3 BB: 2 P: 13	R: 0 E: 0 K: 0 S: 3 H: 0 LOB: 0 BB: 0 P: 3	R: 0 E: 0 K: 0 S: 5 H: 2 LOB: 3 BB: 1 P: 9	1B: 6 2B: 2 3B: 0 HR: 2 SF: 0 SAC: 0 DP: 2 HBP: 0						

livebaseballscorecards.com

AB	35
R	4
H	9
RBI	4
BB	6
SO	3
LOB	18

PITCHER		IP	WLS	BF	H	R	ER	SO	BB	IBB	HBP	BLK	WP	HR	S	P	ERA	WHIP
Larry Dierker, R ERA: 3.23	(1, 1)	6.2	W	31	7	4	2	3	5	0	0	0	2	2	32	52	2.70	1.800
Tom Dukes, R ERA: 4.84	(7, 1)	2.1	S	10	2	0	0	0	0	1	0	0	0	0	9	13	0.00	0.857

PITCHER	IP	WLS	BF	H	R	ER	SO	BB	IBB	HBP	BLK	WP	HR	S	P	ERA	WHIP

WP: 2 PB: 0 SB: 0 CS: 0 PA: 41

Batter	1	2	3	4	5	6	7	8	9	AB	R	H	RBI	BB	SO	LOB
Jim Fairey, L (1, 7) OBP: 0.263, SLG: 0.324	4-3			1-3		F8			K	4	0	0	0	0	1	0
Paul Popovich, S (1, 4) (8, 6) OBP: 0.299, SLG: 0.295	P9			P4-3		2B			P4-3	4	0	1	0	0	0	0
Willie Davis, L (1, 8) OBP: 0.262, SLG: 0.315	F2			K		5-3			1B	4	0	1	0	0	1	1
Tom Haller, L (1, 2) OBP: 0.346, SLG: 0.372		K			3-1		F8		4-3	4	0	0	0	0	1	1
Jim Lefebvre, S (1, 5) (8, 4) OBP: 0.272, SLG: 0.339		F8			1B 1B		F9			3	0	1	0	0	0	0
Ron Fairly, L (1, 9) OBP: 0.254, SLG: 0.248		K			F6		4-1			3	0	0	0	0	1	1
Wes Parker, S (1, 3) OBP: 0.322, SLG: 0.346			F8		1-2 1B			F9		3	0	1	0	0	0	0
Zoilo Versalles, R (1, 6) OBP: 0.229, SLG: 0.261			K		F6			4-3		2	0	0	0	0	1	2
Bob Bailey, R (8, PH) (8, 5) OBP: 0.322, SLG: 0.331										1	0	0	0	0	0	0
Claude Osteen, L (1, 1) OBP: 0.196, SLG: 0.261			G1			4-3		K		2	0	0	0	0	0	0
Ted Savage, R (8, PH) OBP: 0.258, SLG: 0.371										1	0	0	0	0	1	0
Mudcat Grant, R (8, 1) OBP: 0.176, SLG: 0.353										0	0	0	0	0	0	0
Inning Stats	R: 0 H: 0 E: 0 LOB: 0 K: 0 BB: 0 S: 3 P: 3	R: 0 H: 0 E: 0 LOB: 0 K: 2 BB: 0 S: 7 P: 7	R: 0 H: 0 E: 0 LOB: 0 K: 1 BB: 0 S: 5 P: 5	R: 0 H: 0 E: 0 LOB: 0 K: 1 BB: 0 S: 5 P: 5	R: 0 H: 2 E: 0 LOB: 2 K: 0 BB: 0 S: 5 P: 5	R: 0 H: 1 E: 0 LOB: 1 K: 0 BB: 0 S: 4 P: 4	R: 0 H: 0 E: 0 LOB: 0 K: 0 BB: 0 S: 3 P: 3	R: 0 H: 0 E: 0 LOB: 0 K: 1 BB: 0 S: 5 P: 5	R: 0 H: 1 E: 0 LOB: 1 K: 1 BB: 0 S: 6 P: 6	1B: 3 SF: 0 2B: 1 SAC: 0 3B: 0 DP: 0 HR: 0 HBP: 0						

PITCHER	IP	WLS	BF	H	R	ER	SO	BB	IBB	HBP	BLK	WP	HR	S	P	ERA	WHIP
Phil Niekro, R (1, 1) ERA: 3.15	9.0	W	31	4	0	0	6	0	0	0	0	0	0	43	43	0.00	0.444

PITCHER	IP	WLS	BF	H	R	ER	SO	BB	IBB	HBP	BLK	WP	HR	S	P	ERA	WHIP

TOP

Los Angeles Dodgers @ Atlanta Braves

Atlanta Stadium, Atlanta, GA

Thu Jul 11 1968, 7:05 PM EDT

Att. 13,813 - Unknown

livebaseballscorecards.com

AB	31
R	0
H	4
RBI	0
BB	0
SO	6
LOB	5

WP: 0 PA: 31
PB: 0
SB: 0
CS: 0

Batter	1	2	3	4	5	6	7	8	9	AB	R	H	RBI	BB	SO	LOB
Felipe Alou, R (1, 8) OBP: 0.351, SLG: 0.426	L7		6-3		K			F7		4	0	0	0	0	1	2
Felix Millan, R (1, 4) OBP: 0.332, SLG: 0.365	1B		L8		P5-4-3 1-2f			P6-3		4	1	1	0	0	0	2
Hank Aaron, R (1, 9) OBP: 0.318, SLG: 0.486	1B 1-2			F7		F9				3	0	1	0	0	0	0
Joe Torre, R (1, 2) OBP: 0.346, SLG: 0.417	P6-4-3 1-2 2-H			E5		G6-3				3	0	2	1	0	0	0
Clete Boyer, R (1, 5) OBP: 0.271, SLG: 0.310	P6-4-3 1-2f			1-2		G6-3 1-2f				3	0	1	0	0	0	3
Deron Johnson, R (1, 3) OBP: 0.285, SLG: 0.290		K		F5			K			3	0	0	0	0	2	2
Tommie Aaron, R (1, 7) OBP: 0.327, SLG: 0.318		F7		F9			6-3			3	0	0	0	0	0	2
Sonny Jackson, L (1, 6) OBP: 0.293, SLG: 0.276		P4-3			SH 1B		1-3			3	0	1	0	0	0	0
Phil Niekro, R (1, 1) OBP: 0.114, SLG: 0.229			1-3		SH P5-4-3 1-2			P1-6-3		2	0	0	0	0	0	0
Inning Stats	R: 1 E: 0 K: 0 S: 5 H: 3 LOB: 1 BB: 0 P: 5	R: 0 E: 0 K: 1 S: 5 H: 0 LOB: 0 BB: 0 P: 5	R: 0 E: 0 K: 0 S: 3 H: 0 LOB: 0 BB: 0 P: 3	R: 0 E: 1 K: 0 S: 5 H: 1 LOB: 2 BB: 0 P: 5	R: 0 E: 0 K: 1 S: 6 H: 1 LOB: 1 BB: 0 P: 6	R: 0 E: 0 K: 0 S: 3 H: 1 LOB: 0 BB: 0 P: 3	R: 0 E: 0 K: 1 S: 5 H: 0 LOB: 0 BB: 0 P: 5	R: 0 E: 0 K: 0 S: 3 H: 0 LOB: 0 BB: 0 P: 3		1B: 6 2B: 0 3B: 0 HR: 0 SF: 0 SAC: 1 DP: 3 HBP: 0						

PITCHER		IP	WLS	BF	H	R	ER	SO	BB	IBB	HBP	BLK	WP	HR	S	P	ERA	WHIP
Claude Osteen, L ERA: 2.96	(1, 1)	7.0	L	26	6	1	1	3	0	0	0	0	0	0	32	32	1.29	0.857
Mudcat Grant, R ERA: 2.49	(8, 1)	1.0		3	0	0	0	0	0	0	0	0	0	0	3	3	0.00	0.000

PITCHER	IP	WLS	BF	H	R	ER	SO	BB	IBB	HBP	BLK	WP	HR	S	P	ERA	WHIP

BOTTOM

Los Angeles Dodgers @ Atlanta Braves

Atlanta Stadium, Atlanta, GA

Thu Jul 11 1968, 7:05 PM EDT

Att. 13,813 - Unknown

livebaseballscorecards.com

AB	28
R	1
H	6
RBI	1
BB	0
SO	3
LOB	11

Los Angeles Dodgers @ Atlanta Braves

Atlanta Stadium, Atlanta, GA

Fri Jul 12 1968, 7:05 PM EDT

Att. 21,615 - Unknown

TOP

livebaseballscorecards.com

Batter	1	2	3	4	5	6	7	8	9	AB	R	H	RBI	BB	SO	LOB
Jim Fairey, L (1, 7) OBP: 0.250, SLG: 0.308	K		F7			K		F6		4	0	0	0	0	2	1
Paul Popovich, S (1, 4) OBP: 0.294, SLG: 0.290	P3			P4-3		F5		P3-1		4	0	0	0	0	0	1
Willie Davis, L (1, 8) OBP: 0.262, SLG: 0.317	F6			4-3		CS 2B			F8	4	0	1	0	0	0	0
Tom Haller, L (1, 2) OBP: 0.355, SLG: 0.383		1B		2B		IBB			FC4-6 1B	3	0	3	0	1	0	0
Jim Lefebvre, S (1, 5) OBP: 0.271, SLG: 0.331		F7		BB		CS 2-3	K		FC4-6 1B 1-2f	3	0	0	0	1	1	2
Willie Crawford, L (1, 9) OBP: 0.250, SLG: 0.250		F8		4-3			G3		1-2 1B	4	0	1	0	0	0	3
Wes Parker, S (1, 3) OBP: 0.319, SLG: 0.342		K			K		K		4-3	4	0	0	0	0	3	3
Zoilo Versalles, R (1, 6) OBP: 0.227, SLG: 0.258			6-3		6-3			F6		3	0	0	0	0	0	0
Don Drysdale, R (1, 1) OBP: 0.167, SLG: 0.185			F9		K			HBP		2	0	0	0	0	1	0
Jack Billingham, R (7, 1)										0	0	0	0	0	0	0
Ron Fairly, L (8, PH) OBP: 0.257, SLG: 0.248										0	0	0	0	0	0	0
John Purdin, R (8, 1) OBP: 0.500, SLG: 0.500										0	0	0	0	0	0	0

Inning Stats	1	2	3	4	5	6	7	8	9
R	0	0	0	0	0	0	0	0	0
E	0	0	0	0	0	0	0	0	0
K	1	1	0	0	2	1	2	0	0
S	5	6	3	4	7	5	7	3	5
H	0	1	0	1	0	1	0	0	2
LOB	0	1	0	2	0	1	0	1	0
BB	0	0	0	1	0	1	0	0	0
P	5	6	3	8	7	9	7	4	5

AB	31
R	0
H	5
RBI	0
BB	2
SO	7
LOB	10

PITCHER		IP	WLS	BF	H	R	ER	SO	BB	IBB	HBP	BLK	WP	HR	S	P	ERA	WHIP	PITCHER	IP	WLS	BF	H	R	ER	SO	BB	IBB	HBP	BLK	WP	HR	S	P	ERA	WHIP
Jim Britton, R ERA: 1.91	(1, 1)	9.0	W	34	5	0	0	7	1	1	1	0	0	0	45	54	0.00	0.667																	

WP: 0	PA: 35
PB: 0	
SB: 0	
CS: 1	

1B: 3	SF: 0
2B: 2	SAC: 0
3B: 0	DP: 0
HR: 0	HBP: 1

Batter	1	2	3	4	5	6	7	8	9	AB	R	H	RBI	BB	SO	LOB
Felipe Alou, R (1, 8) OBP: 0.352, SLG: 0.426	0-0 1B 1B		0-0 1-6-3			0-0 HBP SH1-4 BB 1B	0-3 K	0-0 P4-3		5	1	2	0	0	1	0
Felix Millan, R (1, 4) OBP: 0.334, SLG: 0.367	0-3 K			0-0 L7		0-0 SH1-4 1-2	0-0 E 1B 1B	0-0 FC6-4 1B		4	1	2	0	0	1	1
Hank Aaron, R (1, 9) OBP: 0.320, SLG: 0.483	0-0 P6-4-3 1-2 1B			0-0 F5		4-0 BB HBP 1B IBB	0-0 E6 1B 1B 1-3	0-0 FC6-4 1-2f		4	2	1	0	1	0	2
Joe Torre, R (1, 2) OBP: 0.344, SLG: 0.411	0-0 P6-4-3 1-2f			0-0 L9		0-0 F9	4-0 1B 1B IBB			3	1	0	0	1	0	4
Clete Boyer, R (1, 5) OBP: 0.275, SLG: 0.311 Marty Martinez, S (6, PR) OBP: 0.301, SLG: 0.258 (7, 5)		0-3 K			0-0 SH1-4 1B G5-2-3 1B	1-0 BB 1B 1-2 2-3 HBP	0-0 1B S 1B 1-2 2-3 3-H			2 1	0 2	1 1	0 1	0 0	1 0	0 0
Tito Francona, L (1, 7) OBP: 0.427, SLG: 0.403 Mike Lum, L (7, PR) OBP: 0.256, SLG: 0.298 (8, 7)		0-0 P4-3			0-0 SH1-4 1-2 1B	B B B 4-0 E 1B BB 1-2 2-3 3-H	0-0 WP S 1B 1-3 2-H 3-H			3 0	0 0	2 0	3 0	1 0	0 0	0 0
Tommie Aaron, R (1, 3) OBP: 0.327, SLG: 0.319		0-0 5-3			0-0 SH1-4 1-2 2-3	0-0 E8 1B 1-3 2-H 3-H	0-3 K 1-2 3-H			3	0	1	2	0	1	1
Sonny Jackson, L (1, 6) OBP: 0.295, SLG: 0.274			0-0 P4-3		4-0 IBB	4-0 IBB	0-0 P4-3 2-3			2	0	0	0	2	0	2
Jim Britton, R (1, 1) OBP: 0.200, SLG: 0.200			0-3 K		0-0 G5-2-3 3-Hf	0-0 F2		0-0 6-3		4	0	0	0	0	1	6
Inning Stats	R: 0 E: 0 K: 1 S: 6 H: 2 LOB: 1 BB: 0 P: 6	R: 0 E: 0 K: 1 S: 5 H: 0 LOB: 0 BB: 0 P: 5	R: 0 E: 0 K: 1 S: 5 H: 0 LOB: 0 BB: 0 P: 5	R: 0 E: 0 K: 0 S: 3 H: 0 LOB: 0 BB: 0 P: 3	R: 0 E: 0 K: 0 S: 4 H: 2 LOB: 2 BB: 1 P: 8	R: 3 E: 1 K: 0 S: 5 H: 2 LOB: 3 BB: 3 P: 18	R: 4 E: 1 K: 2 S: 11 H: 3 LOB: 2 BB: 1 P: 15	R: 0 E: 0 K: 0 S: 4 H: 1 LOB: 1 BB: 0 P: 4		1B: 10 2B: 0 3B: 0 HR: 0	SF: 0 SAC: 2 DP: 2 HBP: 1					

PITCHER		IP	WLS	BF	H	R	ER	SO	BB	IBB	HBP	BLK	WP	HR	S	P	ERA	WHIP
Don Drysdale, R ERA: 1.59	(1, 1)	6.1	L	32	8	7	5	4	1	4	1	0	0	0	34	55	7.11	1.421
Jack Billingham, R ERA: 2.43	(7, 1)	0.2		3	1	0	0	1	0	0	0	0	1	0	5	5	0.00	1.500
John Purdin, R ERA: 2.17	(8, 1)	1.0		4	1	0	0	0	0	0	0	0	0	0	4	4	0.00	1.000

PITCHER	IP	WLS	BF	H	R	ER	SO	BB	IBB	HBP	BLK	WP	HR	S	P	ERA	WHIP

BOTTOM

Los Angeles Dodgers @ Atlanta Braves

Atlanta Stadium, Atlanta, GA

Fri Jul 12 1968, 7:05 PM EDT

Att. 21,615 - Unknown

livebaseballscorecards.com

AB	31
R	7
H	10
RBI	6
BB	5
SO	5
LOB	16

Los Angeles Dodgers @ Atlanta Braves

Atlanta Stadium, Atlanta, GA

Sat Jul 13 1968, 3:33 AM EDT

Att. 30,244 - Unknown

TOP

livebaseballscorecards.com

Batter	1	2	3	4	5	6	7	8	9	AB	R	H	RBI	BB	SO	LOB
Jim Fairey, L (1, 7) OBP: 0.250, SLG: 0.296	4-3	FC3-6 1-2f			1-3		BB		BB 1-3 1B	3	0	0	0	1	0	2
Hank Aguirre, R (7, 1)										0	0	0	0	0	0	0
Bob Bailey, R (9, PH) OBP: 0.325, SLG: 0.335										1	0	1	0	0	0	0
Paul Popovich, S (1, 4) OBP: 0.296, SLG: 0.286	P9		P3		BB		P3		BB 1-2 1B	3	0	0	0	2	0	2
Willie Davis, L (1, 8) OBP: 0.263, SLG: 0.321	2B		1B		F8		K		4-3	5	0	2	0	0	1	6
Tom Haller, L (1, 2) OBP: 0.350, SLG: 0.377	G1		K			L9		K		4	0	0	0	0	2	2
Jim Lefebvre, S (1, 5) OBP: 0.271, SLG: 0.323		K	4-3			BB		F9		3	0	0	0	1	1	1
Willie Crawford, L (1, 9) (7, 7) Ted Savage, R (8, PH) OBP: 0.254, SLG: 0.365 (8, 7)	1B 3B			F8		K		K		3 1	1 0	1 0	0 0	0 0	1 1	1 0
Wes Parker, S (1, 3) OBP: 0.315, SLG: 0.337	K			G3		F9			6-3	4	0	0	0	0	1	2
Zoilo Versalles, R (1, 6) OBP: 0.231, SLG: 0.265	BB 3-H 1B			F9			2B		K	4	0	2	1	0	1	0
Bill Singer, R (1, 1) OBP: 0.156, SLG: 0.186					F3		K		1B	1	0	0	0	1	0	0
Mudcat Grant, R (6, 1) OBP: 0.176, SLG: 0.353										0	0	0	0	0	0	0
Ron Fairly, L (7, PH) OBP: 0.256, SLG: 0.247 (7, 9)										1 1	0 0	0 0	0 0	0 1	1 1	1 0
Ken Boyer, R (9, PH) OBP: 0.327, SLG: 0.340	FC3-6 1-2 BB								1B	1	0	1	0	0	0	0
Inning Stats	R: 0 E: 0 K: 0 S: 4 H: 1 LOB: 1 BB: 0 P: 4	R: 1 E: 0 K: 2 S: 9 H: 2 LOB: 2 BB: 1 P: 13	R: 0 E: 0 K: 1 S: 6 H: 1 LOB: 1 BB: 0 P: 6	R: 0 E: 0 K: 0 S: 3 H: 0 LOB: 0 BB: 0 P: 3	R: 0 E: 0 K: 0 S: 3 H: 0 LOB: 1 BB: 1 P: 7	R: 0 E: 0 K: 1 S: 5 H: 0 LOB: 1 BB: 1 P: 9	R: 0 E: 0 K: 2 S: 8 H: 1 LOB: 2 BB: 1 P: 12	R: 0 E: 0 K: 2 S: 7 H: 0 LOB: 0 BB: 0 P: 7	R: 0 E: 0 K: 1 S: 7 H: 2 LOB: 3 BB: 1 P: 11	1B: 4 2B: 2 3B: 1 HR: 0 SF: 0 SAC: 0 DP: 0 HBP: 0						

	AB	34
	R	1
	H	7
	RBI	1
	BB	5
	SO	9
	LOB	17

WP: 0 PA: 39
PB: 0
SB: 0
CS: 0

PITCHER		IP	WLS	BF	H	R	ER	SO	BB	IBB	HBP	BLK	WP	HR	S	P	ERA	WHIP
Pat Jarvis, R ERA: 2.36	(1, 1)	6.1	W	28	5	1	1	5	4	0	0	0	0	0	34	50	1.42	1.421
Claude Raymond, R ERA: 3.15	(7, 1)	0.1		1	0	0	0	0	0	0	0	0	0	0	1	1	0.00	0.000
Dick Kelley, L ERA: 3.11	(7, 1)	2.1	S	10	2	0	0	4	1	0	0	0	0	0	17	21	0.00	1.286

PITCHER	IP	WLS	BF	H	R	ER	SO	BB	IBB	HBP	BLK	WP	HR	S	P	ERA	WHIP

Los Angeles Dodgers @ Atlanta Braves

Atlanta Stadium, Atlanta, GA

Sat Jul 13 1968, 3:33 AM EDT

Att. 30,244 - Unknown

livebaseballscorecards.com

BOTTOM

Batter	1	2	3	4	5	6	7	8	9	AB	R	H	RBI	BB	SO	LOB
Felipe Alou, R (1, 8) OBP: 0.350, SLG: 0.421	H 1-0 E S HBP		SSS 0-3 ② K		x 0-0 ② 6-3	x 0-0 ③ P4		x 0-0 ③ F3		4	0	0	0	0	1	2
Felix Millan, R (1, 4) OBP: 0.333, SLG: 0.365	x 0-0 ① F3 1-3		x 0-0 1B		x 0-0 ③ G3		x 0-0 ① F6			4	0	1	0	0	0	1
Hank Aaron, R (1, 9) OBP: 0.319, SLG: 0.480 Mike Lum, L (8, 9) OBP: 0.256, SLG: 0.298	SSS 0-3 ② K		x 0-0 ③ F7			x 0-0 1B 2B 1B	x 0-0 ② F7			4 0	1 0	1 0	0 0	0 0	1 0	2 0
Joe Torre, R (1, 2) OBP: 0.352, SLG: 0.423	x 0-0 ③ F9			x 0-0 FC1-5 2B		x 0-0 2B SF7 1-3 1B	x 0-0 1B			4	1	3	0	0	0	1
Tito Francona, L (1, 7) OBP: 0.429, SLG: 0.408 Deron Johnson, R (8, 3) OBP: 0.285, SLG: 0.290		x 0-0 ① F7		BBBB 4-0 FC4-6 FC1-5 BB		x 0-0 1B 1-3 3-H 2B	x 0-0 ③ F8			3 0	1 0	1 0	1 0	1 0	0 0	1 0
Tommie Aaron, R (1, 3) OBP: 0.325, SLG: 0.319 (8, 7)		x 0-0 ② F8		x 0-0 ① FC1-5 FC4-6 1-2 2-3f		x 0-0 ① SF7 3-H		x 0-0 E SF9 1B		3	1	1	1	0	0	2
Sonny Jackson, L (1, 6) OBP: 0.298, SLG: 0.277		x 0-0 1B		x 0-0 ② FC4-6 1-2f 2-3		x 0-0 1B 2-H 1B		x 0-0 E1 SH1-4 1-3		4	1	2	1	0	0	3
Marty Martinez, S (1, 5) OBP: 0.293, SLG: 0.252		x 0-0 ③ L7		SSS 0-3 ③ K		x 0-0 ② F6		x 0-0 ① SF9 3-H		3	0	0	1	0	1	4
Pat Jarvis, R (1, 1) OBP: 0.170, SLG: 0.157 Claude Raymond, R (7, 1) OBP: 0.167, SLG: 0.167 Dick Kelley, R (7, 1) OBP: 0.190, SLG: 0.056			SSS 0-3 ① K		x 0-0 ① F9	x 0-0 2-H 1B		x 0-0 ② SH1-4 1-2		3 0 0	0 0 0	1 0 0	1 0 0	0 0 0	1 0 0	0 0 0
Inning Stats	R: 0 E: 0 K: 1 S: 5 H: 0 LOB: 1 BB: 0 P: 6	R: 0 E: 0 K: 0 S: 4 H: 1 LOB: 1 BB: 0 P: 4	R: 0 E: 0 K: 2 S: 8 H: 1 LOB: 1 BB: 0 P: 8	R: 0 E: 0 K: 1 S: 6 H: 1 LOB: 2 BB: 1 P: 10	R: 0 E: 0 K: 0 S: 3 H: 0 LOB: 0 BB: 0 P: 3	R: 4 E: 0 K: 0 S: 8 H: 5 LOB: 1 BB: 0 P: 8	R: 0 E: 0 K: 0 S: 4 H: 1 LOB: 1 BB: 0 P: 4	R: 1 E: 1 K: 0 S: 5 H: 1 LOB: 1 BB: 0 P: 5		1B: 8 2B: 2 3B: 0 HR: 0	SF: 2 SAC: 1 DP: 0 HBP: 1					

AB	32
R	5
H	10
RBI	5
BB	1
SO	4
LOB	16

WP: 0 PB: 0 SB: 1 CS: 0 PA: 37

PITCHER		IP	WLS	BF	H	R	ER	SO	BB	IBB	HBP	BLK	WP	HR	S	P	ERA	WHIP
Bill Singer, R ERA: 2.59	(1, 1)	5.1	L	25	7	4	4	4	1	0	1	0	0	0	31	36	6.75	1.500
Mudcat Grant, R ERA: 2.45	(6, 1)	0.2		3	1	0	0	0	0	0	0	0	0	0	3	3	0.00	1.500
Hank Aguirre, L ERA: 0.77	(7, 1)	2.0		9	2	1	0	0	0	0	0	0	0	0	9	9	0.00	1.000

PITCHER	IP	WLS	BF	H	R	ER	SO	BB	IBB	HBP	BLK	WP	HR	S	P	ERA	WHIP

San Francisco Giants @ Atlanta Braves

Atlanta Stadium, Atlanta, GA

Sun Jul 14 1968, 3:33 AM EDT

Att. 34,283 - Unknown

TOP

livebaseballscorecards.com

Batter	1	2	3	4	5	6	7	8	9	AB	R	H	RBI	BB	SO	LOB
Ron Hunt, R (1, 4) OBP: 0.356, SLG: 0.293	5-3		F3			F9		L4-3 3B	FC6-4 1-2f	3	0	0	0	0	0	0
Bob Schroder, L (6, 4) OBP: 0.500, SLG: 0.625										2	1	1	0	0	0	2
Ty Cline, L (1, 8) OBP: 0.251, SLG: 0.250	L6-3			1B		L3		L4-3 3-H		4	0	1	1	0	0	0
(6, 3)																
Willie McCovey, L (1, 3) OBP: 0.386, SLG: 0.585	K			F5		1B 1B		5-3		3	0	1	0	0	1	1
Bobby Bonds, R (6, PR) OBP: 0.295, SLG: 0.302										1	0	0	0	0	0	0
(6, 8)																
Jim Ray Hart, R (1, 5) OBP: 0.363, SLG: 0.531		K		F8		1-2 1B		F8		4	0	1	0	0	1	1
Jesus Alou, R (1, 7) OBP: 0.278, SLG: 0.319		FC3-6 1B		1-3		4-3			1B 1B 1B	4	1	2	0	0	0	3
Dave Marshall, L (1, 9) OBP: 0.368, SLG: 0.340		FC3-6 1-2f			G5-4-3 1B		F9		F7	4	0	1	0	0	0	2
Jack Hiatt, R (1, 2) OBP: 0.342, SLG: 0.338		K			G5-4-3 1-2f		5-3		K	4	0	0	0	0	2	3
Hal Lanier, R (1, 6) OBP: 0.219, SLG: 0.239			5-3		2B		FC5-4 BB		1B 1-2	2	0	1	0	1	0	0
Willie Mays, R (9, PH) OBP: 0.349, SLG: 0.474									1B	1	0	1	0	0	0	0
Mike McCormick, L (1, 1) OBP: 0.170, SLG: 0.125			4-3		1-4-3		FC5-4 1-2f		FC6-4 1-2 2-H 1B	1	0	0	0	0	0	0
Bobby Bolin, R (3, 1) OBP: 0.125, SLG: 0.067										0	0	0	0	0	0	0
Frank Johnson, R (5, PH) OBP: 0.254, SLG: 0.220										1	0	0	0	0	0	1
Ron Herbel, R (5, 1)										0	0	0	0	0	0	0
Jim Davenport, R (7, PH) OBP: 0.282, SLG: 0.225										1	0	0	0	0	0	1
Joe Gibbon, R (7, 1)										0	0	0	0	0	0	0
Dick Dietz, R (9, PH) OBP: 0.374, SLG: 0.465										1	0	1	1	0	0	0
Ray Sadecki, L (9, PR) OBP: 0.151, SLG: 0.140										0	0	0	0	0	0	0
Inning Stats	R: 0 E: 0 K: 1 S: 5 H: 0 LOB: 0 BB: 0 P: 5	R: 0 E: 0 K: 2 S: 8 H: 1 LOB: 1 BB: 0 P: 8	R: 0 E: 0 K: 0 S: 3 H: 0 LOB: 0 BB: 0 P: 3	R: 0 E: 0 K: 0 S: 4 H: 1 LOB: 1 BB: 0 P: 4	R: 0 E: 0 K: 0 S: 4 H: 2 LOB: 1 BB: 0 P: 4	R: 0 E: 0 K: 0 S: 5 H: 2 LOB: 2 BB: 0 P: 5	R: 0 E: 0 K: 0 S: 3 H: 0 LOB: 1 BB: 1 P: 7	R: 1 E: 0 K: 0 S: 4 H: 1 LOB: 0 BB: 0 P: 4	R: 1 E: 0 K: 1 S: 8 H: 3 LOB: 2 BB: 0 P: 8	1B: 8 2B: 1 3B: 1 HR: 0 SF: 0 SAC: 0 DP: 1 HBP: 0	WP: 0 PB: 0 SB: 0 CS: 0 PA: 37					

	AB	36
	R	2
	H	10
	RBI	2
	BB	1
	SO	4
	LOB	14

PITCHER		IP	WLS	BF	H	R	ER	SO	BB	IBB	HBP	BLK	WP	HR	S	P	ERA	WHIP
Ron Reed, R ERA: 3.12	(1, 1)	8.2	W	35	9	2	2	4	1	0	0	0	0	0	42	46	2.08	1.154
Cecil Upshaw, R ERA: 2.27	(9, 1)	0.1	S	2	1	0	0	0	0	0	0	0	0	0	2	2	0.00	3.000

PITCHER	IP	WLS	BF	H	R	ER	SO	BB	IBB	HBP	BLK	WP	HR	S	P	ERA	WHIP

Batter	1	2	3	4	5	6	7	8	9	AB	R	H	RBI	BB	SO	LOB
Felipe Alou, R (1, 8) OBP: 0.349, SLG: 0.419	E5 G5-3 S		1B HR 1B	F4			L6-3			4	1	1	0	0	0	2
Felix Millan, R (1, 4) OBP: 0.336, SLG: 0.367	G5-3 1-2 1B		1-3 HR 1B	F7			L5-3			4	1	2	0	0	0	2
Hank Aaron, R (1, 9) OBP: 0.321, SLG: 0.489	G5-3 1-2 2-3f		1-H 3-H HR	FC4-6 1-2f			1B			4	1	2	3	0	0	4
Joe Torre, R (1, 2) OBP: 0.355, SLG: 0.424	4-3		1B 1B		G4-3 1B		L5-3			4	0	2	0	0	0	2
Tommie Aaron, R (1, 7) OBP: 0.323, SLG: 0.317		F9 1-2 1B	1-2 1B		G4-3 1-2f			S S S K		4	0	1	0	0	1	1
Deron Johnson, R (1, 3) OBP: 0.284, SLG: 0.294		F4	F2		6-3			2B		4	0	1	0	0	0	2
Sonny Jackson, L (1, 6) OBP: 0.297, SLG: 0.280		1-6-3		E9 1B 2B			L3	F8		4	1	1	0	0	0	1
Marty Martinez, S (1, 5) OBP: 0.298, SLG: 0.254			5-3	1B 3-H 1B			L3-1	IBB		3	0	1	1	1	0	0
Ron Reed, R (1, 1) OBP: 0.195, SLG: 0.154 Cecil Upshaw, R (9, 1) OBP: 0.273, SLG: 0.200			5-3	FC4-6 1-2 1B			F3	L4-3		4 0	0 0	1 0	0 0	0 0	0 0	2 0
Inning Stats	R: 0 H: 1 E: 1 LOB: 1 K: 0 BB: 0 S: 4 P: 4	R: 0 H: 0 E: 0 LOB: 0 K: 0 BB: 0 S: 3 P: 3	R: 3 H: 5 E: 0 LOB: 2 K: 0 BB: 0 S: 8 P: 8	R: 1 H: 3 E: 1 LOB: 2 K: 0 BB: 0 S: 6 P: 6	R: 0 H: 1 E: 0 LOB: 0 K: 0 BB: 0 S: 3 P: 3	R: 0 H: 0 E: 0 LOB: 0 K: 0 BB: 0 S: 3 P: 3	R: 0 H: 1 E: 0 LOB: 1 K: 0 BB: 0 S: 4 P: 4	R: 0 H: 1 E: 0 LOB: 2 K: 1 BB: 1 S: 6 P: 10		1B: 9 SF: 0 2B: 2 SAC: 0 3B: 0 DP: 2 HR: 1 HBP: 0						

PITCHER		IP	WLS	BF	H	R	ER	SO	BB	IBB	HBP	BLK	WP	HR	S	P	ERA	WHIP
Mike McCormick, L ERA: 3.97	(1, 1)	2.2	L	14	6	3	3	0	0	0	0	0	0	1	14	14	10.12	2.250
Bobby Bolin, R ERA: 2.2	(3, 1)	1.1		7	3	1	1	0	0	0	0	0	0	0	7	7	6.75	2.250
Ron Herbel, R ERA: 2.28	(5, 1)	2.0		6	1	0	0	0	0	0	0	0	0	0	6	6	0.00	0.500
Joe Gibbon, L ERA: 1.11	(7, 1)	2.0		9	2	0	0	1	0	1	0	0	0	0	10	14	0.00	1.000

PITCHER	IP	WLS	BF	H	R	ER	SO	BB	IBB	HBP	BLK	WP	HR	S	P	ERA	WHIP

BOTTOM

San Francisco Giants @ Atlanta Braves

Atlanta Stadium, Atlanta, GA

Sun Jul 14 1968, 3:33 AM EDT

Att. 34,283 - Unknown

livebaseballscorecards.com

AB	35
R	4
H	12
RBI	4
BB	1
SO	1
LOB	16

WP: 0 PA: 36
PB: 0
SB: 1
CS: 0

Batter	1	2	3	4	5	6	7	8	9	AB	R	H	RBI	BB	SO	LOB
Ron Hunt, R (1, 4) OBP: 0.354, SLG: 0.292	5-3	FC6-4 1-2f			K 1B			5-3		4	0	1	0	0	0	2
Jesus Alou, R (1, 7) OBP: 0.282, SLG: 0.336	2B		SF8 3B		K 1-2			4-3		4	1	2	0	0	1	1
Willie Mays, R (1, 8) OBP: 0.345, SLG: 0.469	6-3		SF8 3-H		F6			6-3		3	0	0	1	0	0	1
Willie McCovey, L (1, 3) OBP: 0.381, SLG: 0.576	F5		F7			F8			F7	4	0	0	0	0	0	1
Jim Ray Hart, R (1, 5) OBP: 0.359, SLG: 0.524		K F8 1B 1B	K2-3			6-3			1-3	4	1	0	0	0	2	0
Dave Marshall, L (1, 9) OBP: 0.381, SLG: 0.385		FC1-6 1B 1-2 1B		3B		4-3			2B	4	0	3	0	0	0	0
Jack Hiatt, R (1, 2) OBP: 0.335, SLG: 0.329		F8 2-3		K 3B			6-3		K	4	0	0	0	0	2	4
Hal Lanier, R (1, 6) OBP: 0.220, SLG: 0.240		FC1-6 1-2 3-H 1B		F2			5-3			3	0	1	1	0	0	1
Gaylord Perry, R (1, 1) OBP: 0.137, SLG: 0.120		FC1-6 FC6-4 1-2f 2-3		F6			G3			3	0	0	0	0	0	3
Inning Stats	R: 0 E: 0 K: 0 S: 4 H: 1 LOB: 1 BB: 0 P: 4	R: 1 E: 0 K: 1 S: 8 H: 2 LOB: 2 BB: 0 P: 8	R: 1 E: 0 K: 1 S: 6 H: 1 LOB: 0 BB: 0 P: 6	R: 0 E: 0 K: 1 S: 6 H: 1 LOB: 1 BB: 0 P: 6	R: 0 E: 0 K: 1 S: 5 H: 1 LOB: 0 BB: 0 P: 5	R: 0 E: 0 K: 0 S: 3 H: 0 LOB: 0 BB: 0 P: 3	R: 0 E: 0 K: 0 S: 3 H: 0 LOB: 0 BB: 0 P: 3	R: 0 E: 0 K: 0 S: 3 H: 0 LOB: 0 BB: 0 P: 3	R: 0 E: 0 K: 1 S: 6 H: 1 LOB: 1 BB: 0 P: 6	1B: 3 2B: 2 3B: 2 HR: 0 SF: 1 SAC: 0 DP: 0 HBP: 0						

PITCHER	IP	WLS	BF	H	R	ER	SO	BB	IBB	HBP	BLK	WP	HR	S	P	ERA	WHIP
Phil Niekro, R (1, 1) ERA: 3.01	9.0	W	34	7	2	1	5	0	0	0	0	0	0	44	44	1.00	0.778

PITCHER	IP	WLS	BF	H	R	ER	SO	BB	IBB	HBP	BLK	WP	HR	S	P	ERA	WHIP

TOP

San Francisco Giants @ Atlanta Braves

Atlanta Stadium, Atlanta, GA

Mon Jul 15 1968, 7:05 PM EDT

Att. 20,110 - Unknown

livebaseballscorecards.com

AB	33
R	2
H	7
RBI	2
BB	0
SO	5
LOB	13

Batter	1	2	3	4	5	6	7	8	9	AB	R	H	RBI	BB	SO	LOB
Felipe Alou, R (1, 8) OBP: 0.350, SLG: 0.418	F4	4-3		FC6-4 HBP			SH1-4 1B			3	1	1	0	0	0	0
Felix Millan, R (1, 4) OBP: 0.339, SLG: 0.366	PB 1B BB	1B BB		FC6-4 1-2f			SH1-4 1-2			1	1	0	0	2	0	1
Hank Aaron, R (1, 9) OBP: 0.325, SLG: 0.491	K 1-2	S 1-3 1B			4-3 1B		1B IBB			3	0	2	0	1	1	1
Joe Torre, R (1, 2) OBP: 0.353, SLG: 0.421	WP 1B 2-H 1B	K 1-2			4-3 1-2		F8			4	1	1	1	0	1	5
Tito Francona, L (1, 7) OBP: 0.430, SLG: 0.406 Mike Lum, L (8, 7) OBP: 0.256, SLG: 0.298	1B E 1-2 BB	3-1			F7		FC5-4 1-2 2-H 1B			3 0	1 0	1 0	1 0	1 0	0 0	1 0
Tommie Aaron, R (1, 3) OBP: 0.321, SLG: 0.315	E9 1-H 2-H 1B	G1			4-3		FC5-4 1-2f			4	0	1	1	0	0	3
Sonny Jackson, L (1, 6) OBP: 0.300, SLG: 0.281	BB	CS 1B				F7	F8			3	0	1	0	1	0	0
Marty Martinez, S (1, 5) OBP: 0.290, SLG: 0.246	4-3	CS 1-2		6-3		4-3	5-3			4	0	0	0	0	0	2
Phil Niekro, R (1, 1) OBP: 0.103, SLG: 0.205		K		5-3		K	K			4	0	0	0	0	3	0
Inning Stats	R: 3 H: 2 E: 1 LOB: 2 K: 1 BB: 3 S: 7 P: 19	R: 0 H: 1 E: 0 LOB: 2 K: 2 BB: 1 S: 8 P: 12	R: 0 H: 1 E: 0 LOB: 0 K: 0 BB: 0 S: 3 P: 3	R: 0 H: 0 E: 0 LOB: 1 K: 0 BB: 0 S: 3 P: 4	R: 0 H: 1 E: 0 LOB: 1 K: 0 BB: 0 S: 4 P: 4	R: 0 H: 0 E: 0 LOB: 0 K: 0 BB: 0 S: 5 P: 5	R: 1 H: 2 E: 0 LOB: 2 K: 0 BB: 1 S: 5 P: 9	R: 0 H: 0 E: 0 LOB: 0 K: 1 BB: 0 S: 5 P: 5		1B: 7 SF: 0 2B: 0 SAC: 1 3B: 0 DP: 0 HR: 0 HBP: 1				WP: 1 PA: 37 PB: 1 SB: 1 CS: 1		

PITCHER	IP	WLS	BF	H	R	ER	SO	BB	IBB	HBP	BLK	WP	HR	S	P	ERA	WHIP
Gaylord Perry, R (1, 1) ERA: 2.77	8.0	L	36	7	4	3	5	4	1	1	0	1	0	40	61	3.38	1.375

PITCHER	IP	WLS	BF	H	R	ER	SO	BB	IBB	HBP	BLK	WP	HR	S	P	ERA	WHIP

BOTTOM

San Francisco Giants @ Atlanta Braves

Atlanta Stadium, Atlanta, GA

Mon Jul 15 1968, 7:05 PM EDT

Att. 20,110 - Unknown

livebaseballscorecards.com

AB	29
R	4
H	7
RBI	3
BB	5
SO	5
LOB	13

Batter	1	2	3	4	5	6	7	8	9	AB	R	H	RBI	BB	SO	LOB
Felipe Alou, R (1, 8) OBP: 0.350, SLG: 0.416	6-3	K		BB		5-3		1B	F8	5	0	1	0	1	1	4
Felix Millan, R (1, 4) OBP: 0.337, SLG: 0.363	6-3 1B 1B		6-3	P3			5-3	2-3		5	0	1	0	0	0	4
Hank Aaron, R (1, 9) OBP: 0.324, SLG: 0.487	6-3 1-2 1B		F9		F5		F7		F1	5	0	1	0	0	0	0
Joe Torre, R (1, 2) OBP: 0.354, SLG: 0.417	6-3 1-2 2-3		1B 1B		5-3		K		HBP	4	1	1	0	0	1	2
Tommie Aaron, R (1, 7) (9, 5) OBP: 0.329, SLG: 0.320	BB		1-2 1B		F8			F1	1B 1B 1-2 1B	4	1	2	0	1	0	0
Deron Johnson, R (1, 3) OBP: 0.286, SLG: 0.301	K		F7			6-3		1B 1B 2B	1B 1B 1-2 2-H 1B	5	2	2	1	0	1	5
Sonny Jackson, L (1, 6) OBP: 0.305, SLG: 0.284		F6		E S G3 BB		F2		1B 1B 2-3 1B	SH1-4 1B 1-2 2-3 1B	4	1	2	0	1	0	0
Bob Johnson, R (1, 5) Tito Francona, L (9, PH) OBP: 0.433, SLG: 0.410 Mike Lum, L (9, 7) OBP: 0.256, SLG: 0.298		K		5-3 1-3		1B 2B		1B 1-2 3-H 1B	SH1-4 1-2 2-H 3-H 1B	4 1 0	1 0 0	2 1 0	1 2 0	0 0 0	1 0 0	1 0 0
George Stone, L (1, 1) OBP: 0.333, SLG: 0.333 Bob Tillman, R (6, PH) OBP: 0.236, SLG: 0.284 Cecil Upshaw, R (6, 1) OBP: 0.250, SLG: 0.182		1B		G3 3-H		2-H 1B		K	SH1-4 1-2 2-3	2 1 1	0 0 0	1 1 0	1 1 0	0 0 0	0 0 1	0 0 2
Inning Stats	R: 0 E: 0 K: 1 S: 7 H: 2 LOB: 3 BB: 1 P: 11	R: 0 E: 0 K: 2 S: 8 H: 1 LOB: 1 BB: 0 P: 8	R: 0 E: 0 K: 0 S: 5 H: 2 LOB: 2 BB: 0 P: 5	R: 1 E: 0 K: 0 S: 3 H: 0 LOB: 1 BB: 2 P: 11	R: 0 E: 0 K: 0 S: 3 H: 0 LOB: 0 BB: 0 P: 3	R: 1 E: 0 K: 0 S: 5 H: 2 LOB: 1 BB: 0 P: 5	R: 0 E: 0 K: 1 S: 5 H: 0 LOB: 0 BB: 0 P: 5	R: 1 E: 0 K: 1 S: 9 H: 4 LOB: 3 BB: 0 P: 9	R: 3 E: 0 K: 0 S: 7 H: 4 LOB: 2 BB: 0 P: 8	1B: 13 2B: 2 3B: 0 HR: 0 SF: 0 SAC: 1 DP: 0 HBP: 1						

PITCHER	IP	WLS	BF	H	R	ER	SO	BB	IBB	HBP	BLK	WP	HR	S	P	ERA	WHIP
Denny Lemaster, L (1, 1) ERA: 2.85	7.2	L	37	11	3	2	5	3	0	0	0	0	0	44	56	2.35	1.826
Steve Shea, R (8, 1) ERA: 13.5	0.2		6	3	3	3	0	0	0	1	0	0	0	5	6	40.50	4.500
Tom Dukes, R (9, 1) ERA: 6.58	0.2		3	1	0	0	0	0	0	0	0	0	0	3	3	0.00	1.500

PITCHER	IP	WLS	BF	H	R	ER	SO	BB	IBB	HBP	BLK	WP	HR	S	P	ERA	WHIP

TOP

Atlanta Braves @ Houston Astros

Astrodome, Houston, TX

Tue Jul 16 1968, 8:05 PM EDT

Att. 22,313 - Unknown

livebaseballscorecards.com

AB	41
R	6
H	15
RBI	6
BB	3
SO	5
LOB	18

PA: 46

WP: 0
PB: 0
SB: 1
CS: 0

BOTTOM

Atlanta Braves @ Houston Astros

Astrodome, Houston, TX

Tue Jul 16 1968, 8:05 PM EDT

Att. 22,313 - Unknown

Batter	1	2	3	4	5	6	7	8	9	AB	R	H	RBI	BB	SO	LOB
Dick Simpson, R (1, 9) OBP: 0.307, SLG: 0.325	6-3		K		1B (2-H)			K		4	0	1	1	0	2	0
Hector Torres, R (1, 6) OBP: 0.273, SLG: 0.277	1B (2B)		F9		6-3			4-3		4	1	1	0	0	0	1
Rusty Staub, L (1, 3) OBP: 0.398, SLG: 0.430	2B (1-H)			E4		4-3		2B		4	0	2	1	0	0	0
Jimmy Wynn, R (1, 8) OBP: 0.373, SLG: 0.439	K			F6		1B (4-3 S)		6-3		4	0	1	0	0	1	3
Denis Menke, R (1, 4) OBP: 0.337, SLG: 0.349	K			F5		4-3 (1-3)			F7	4	0	0	0	0	1	3
Bob Aspromonte, R (1, 7) OBP: 0.315, SLG: 0.283		F9		F8		6-3			4-3	4	0	0	0	0	0	2
Doug Rader, R (1, 5) OBP: 0.298, SLG: 0.325		K			F4		G4-3 1B		F8	4	0	1	0	0	1	0
John Bateman, R (1, 2) OBP: 0.275, SLG: 0.319		6-3			1B 2B		G4-3 (1-2f)			3	1	1	0	0	0	1
Denny Lemaster, R (1, 1) OBP: 0.061, SLG: 0.021			K		F9		K			3	0	0	0	0	2	1
Steve Shea, R (8, 1)										0	0	0	0	0	0	0
Tom Dukes, R (9, 1)										0	0	0	0	0	0	0
Inning Stats	R: 1 E: 0 K: 2 S: 9 / H: 2 LOB: 1 BB: 0 P: 9	R: 0 E: 0 K: 1 S: 5 / H: 0 LOB: 0 BB: 0 P: 5	R: 0 E: 0 K: 2 S: 7 / H: 0 LOB: 0 BB: 0 P: 7	R: 0 E: 1 K: 0 S: 4 / H: 0 LOB: 1 BB: 0 P: 4	R: 1 E: 0 K: 0 S: 5 / H: 2 LOB: 1 BB: 0 P: 5	R: 0 E: 0 K: 0 S: 4 / H: 1 LOB: 1 BB: 0 P: 4	R: 0 E: 0 K: 1 S: 5 / H: 1 LOB: 0 BB: 0 P: 5	R: 0 E: 0 K: 1 S: 6 / H: 1 LOB: 1 BB: 0 P: 6	R: 0 E: 0 K: 0 S: 3 / H: 0 LOB: 0 BB: 0 P: 3	1B: 4 2B: 3 3B: 0 HR: 0 / SF: 0 SAC: 0 DP: 1 HBP: 0							

	AB	34
	R	2
	H	7
	RBI	2
	BB	0
	SO	7
	LOB	11

WP: 0 PB: 0 SB: 1 CS: 0 / PA: 34

livebaseballscorecards.com

PITCHER		IP	WLS	BF	H	R	ER	SO	BB	IBB	HBP	BLK	WP	HR	S	P	ERA	WHIP
George Stone, L (1, 1) ERA: 3.72		5.0		20	4	2	2	5	0	0	0	0	0	0	30	30	3.60	0.800
Cecil Upshaw, R (6, 1) ERA: 2.14		4.0	W	14	3	0	0	2	0	0	0	0	0	0	18	18	0.00	0.750

PITCHER	IP	WLS	BF	H	R	ER	SO	BB	IBB	HBP	BLK	WP	HR	S	P	ERA	WHIP

Atlanta Braves @ Houston Astros

Astrodome, Houston, TX

Wed Jul 17 1968, 8:05 PM EDT

Att. 19,929 - Unknown

TOP

livebaseballscorecards.com

Batter	1	2	3	4	5	6	7	8	9	AB	R	H	RBI	BB	SO	LOB
Felipe Alou, R (1, 8) OBP: 0.349, SLG: 0.414	0-0 1B		0-0 ③ F8			0-0 ① 6-3		0-0 ② F8		4	0	1	0	0	0	1
Felix Millan, R (1, 4) OBP: 0.339, SLG: 0.365	0-0 1-2 G6-4-3 1B			0-0 G6-4-3 1B		0-0 ② P4		0-0 ③ 5-3		4	0	2	0	0	0	1
Hank Aaron, R (1, 9) OBP: 0.323, SLG: 0.484	0-0 ① P4			0-0 ① ② G6-4-3 1-2f		0-0 ③ F7			0-0 FC6-4 1B	4	0	1	0	0	0	3
Joe Torre, R (1, 2) OBP: 0.348, SLG: 0.410	0-0 ② ③ G6-4-3 1-2f			0-0 ③ F8			0-0 ① 5-3		0-0 ① FC6-4 2B 1-2f	4	0	0	0	0	0	3
Tommie Aaron, R (1, 7) OBP: 0.333, SLG: 0.327		0-0 ① F9			0-0 WP 2B 2B		B B B B 4-0 1B BB		0-0 ② P4	3	1	1	0	1	0	1
Deron Johnson, R (1, 3) OBP: 0.290, SLG: 0.309		0-0 ② F8			0-0 ① F9		0-0 1-2 G6-4-3 1B		0-0 1-3 2B	4	0	2	0	0	0	1
Bob Johnson, R (1, 5) OBP: 0.308, SLG: 0.342		0-0 ③ 5-3			0-0 4-3 2-H 2B		0-0 ② ③ G6-4-3 1-2f		0-0 ③ F7	4	0	1	1	0	0	4
Sonny Jackson, L (1, 6) OBP: 0.305, SLG: 0.288			0-0 ① 4-3		0-0 ② 4-3 2-3			0-0 E9 4-3 2B		3	0	1	0	0	0	1
Marty Martinez, S (8, PR) OBP: 0.290, SLG: 0.246 (8, 6)										0	1	0	0	0	0	0
Jim Britton, R (1, 1) OBP: 0.176, SLG: 0.176			0-0 ② 5-3		0-0 ③ F8			0-0 ① 4-3 3-H		2	0	0	0	0	0	1
Ken Johnson, R (6, 1) OBP: 0.133, SLG: 0.138										0	0	0	0	0	0	0
Bob Tillman, R (8, PH) OBP: 0.236, SLG: 0.284										0	0	0	0	0	0	0
Tito Francona, L (8, PH) OBP: 0.431, SLG: 0.407										1	0	0	1	0	0	0
Milt Pappas, R (8, 1) OBP: 0.154, SLG: 0.120										0	0	0	0	0	0	0
Inning Stats	R: 0 E: 0 K: 0 S: 4 H: 2 LOB: 1 BB: 0 P: 4	R: 0 E: 0 K: 0 S: 3 H: 0 LOB: 0 BB: 0 P: 3	R: 0 E: 0 K: 0 S: 3 H: 0 LOB: 0 BB: 0 P: 3	R: 0 E: 0 K: 0 S: 3 H: 1 LOB: 0 BB: 0 P: 3	R: 1 E: 0 K: 0 S: 5 H: 2 LOB: 1 BB: 0 P: 5	R: 0 E: 0 K: 0 S: 3 H: 0 LOB: 0 BB: 0 P: 3	R: 0 E: 0 K: 0 S: 3 H: 1 LOB: 1 BB: 1 P: 7	R: 1 E: 1 K: 0 S: 4 H: 1 LOB: 1 BB: 0 P: 4	R: 0 E: 0 K: 0 S: 5 H: 2 LOB: 2 BB: 0 P: 5	1B: 5 2B: 4 3B: 0 HR: 0 SF: 0 SAC: 0 DP: 3 HBP: 0						

	AB	33
	R	2
	H	9
	RBI	2
	BB	1
	SO	0
	LOB	16

WP: 1 PA: 34
PB: 0
SB: 0
CS: 0

PITCHER		IP	WLS	BF	H	R	ER	SO	BB	IBB	HBP	BLK	WP	HR	S	P	ERA	WHIP
Danny Coombs, L ERA: 4.03	(1, 1)	7.0	W	26	7	2	2	0	1	0	0	0	1	0	25	29	2.57	1.143
John Buzhardt, R ERA: 3.2	(8, 1)	2.0	S	8	2	0	0	0	0	0	0	0	0	0	8	8	0.00	1.000

PITCHER		IP	WLS	BF	H	R	ER	SO	BB	IBB	HBP	BLK	WP	HR	S	P	ERA	WHIP

BOTTOM

Atlanta Braves @ Houston Astros

Astrodome, Houston, TX

Wed Jul 17 1968, 8:05 PM EDT

Att. 19,929 - Unknown

livebaseballscorecards.com

Batter	1	2	3	4	5	6	7	8	9	AB	R	H	RBI	BB	SO	LOB
Dick Simpson, R (1, 7) OBP: 0.303, SLG: 0.328	K		K		6-3		2B	K		5	0	1	0	0	3	2
Hector Torres, R (1, 6) OBP: 0.273, SLG: 0.274	FC4-6 BB		6-3			P3	F9			3	0	0	0	1	0	1
Rusty Staub, L (1, 3) OBP: 0.399, SLG: 0.427	FC4-6 BB 1-2f			HBP 1B BB		P4	G5-4-3 IBB			2	0	0	0	2	0	1
Jimmy Wynn, R (1, 8) OBP: 0.377, SLG: 0.439	BB 1-2			HBP 1B 1-2		BB 1B 1B	G5-4-3 1-2f			2	1	1	0	2	0	2
Norm Miller, L (1, 9) OBP: 0.298, SLG: 0.364	P4			G4-6-3 HBP 1-2 2-3		BB 1B 1-2 1B		1B 2B		3	2	2	0	0	0	2
Denis Menke, R (1, 4) OBP: 0.336, SLG: 0.345		6-3		P5		1B 1B 1B 1-2 2-3 BB		F7		3	1	0	0	1	0	4
Doug Rader, R (1, 5) OBP: 0.302, SLG: 0.325		6-3		G4-6-3 1-2f		1B 1B 1-2 2-H 3-H 1B		SH1-4 1B IBB		3	1	1	2	1	0	3
John Bateman, R (1, 2) OBP: 0.280, SLG: 0.323		P4			F8	1B 1-2 2-3 1B		SH1-4 1-2 2-H 1B		4	0	2	1	0	0	0
Danny Coombs, R (1, 1) OBP: 0.333, SLG: 0.333 John Buzhardt, R (8, 1) OBP: 0.200, SLG: 0.200			K		K	1-3 2-H 3-H 1B		SH1-4 1-2 2-3		3 0	0 0	1 0	2 0	0 0	2 0	0 0

Inning Stats	1	2	3	4	5	6	7	8	9
	R: 0 E: 0 K: 1 S: 5 H: 0 LOB: 2 BB: 2 P: 13	R: 0 E: 0 K: 0 S: 3 H: 0 LOB: 0 BB: 0 P: 3	R: 0 E: 0 K: 2 S: 7 H: 0 LOB: 0 BB: 0 P: 7	R: 0 E: 0 K: 0 S: 3 H: 1 LOB: 2 BB: 1 P: 8	R: 0 E: 0 K: 1 S: 5 H: 0 LOB: 0 BB: 0 P: 5	R: 4 E: 0 K: 0 S: 6 H: 4 LOB: 2 BB: 2 P: 14	R: 0 E: 0 K: 0 S: 3 H: 1 LOB: 1 BB: 1 P: 7	R: 1 E: 0 K: 1 S: 7 H: 2 LOB: 2 BB: 1 P: 11	

1B: 6	SF: 0	WP: 0
2B: 2	SAC: 1	PB: 0
3B: 0	DP: 2	SB: 0
HR: 0	HBP: 1	CS: 0
		PA: 37

AB	28
R	5
H	8
RBI	5
BB	7
SO	5
LOB	15

PITCHER		IP	WLS	BF	H	R	ER	SO	BB	IBB	HBP	BLK	WP	HR	S	P	ERA	WHIP
Jim Britton, R ERA: 2.31	(1, 1)	5.2	L	25	3	4	4	4	5	0	1	0	0	0	27	48	6.35	1.412
Ken Johnson, R ERA: 2.66	(6, 1)	1.1		6	3	0	0	0	0	1	0	0	0	0	5	9	0.00	2.250
Milt Pappas, R ERA: 4.39	(8, 1)	1.0		6	2	1	1	1	0	1	0	0	0	0	7	11	9.00	2.000

PITCHER	IP	WLS	BF	H	R	ER	SO	BB	IBB	HBP	BLK	WP	HR	S	P	ERA	WHIP

Batter	1	2	3	4	5	6	7	8	9	AB	R	H	RBI	BB	SO	LOB
Felipe Alou, R (1, 8) OBP: 0.349, SLG: 0.414										0	0	0	0	0	0	0
Felix Millan, R (1, 4) OBP: 0.339, SLG: 0.365										0	0	0	0	0	0	0
Hank Aaron, R (1, 9) OBP: 0.323, SLG: 0.484										0	0	0	0	0	0	0
Joe Torre, R (1, 2) OBP: 0.348, SLG: 0.410										0	0	0	0	0	0	0
Tito Francona, L (1, 7) OBP: 0.431, SLG: 0.407										0	0	0	0	0	0	0
Tommie Aaron, R (1, 3) OBP: 0.333, SLG: 0.327										0	0	0	0	0	0	0
Bob Johnson, R (1, 5) OBP: 0.308, SLG: 0.342										0	0	0	0	0	0	0
Marty Martinez, S (1, 6) OBP: 0.290, SLG: 0.246										0	0	0	0	0	0	0
Pat Jarvis, R (1, 1) OBP: 0.170, SLG: 0.157										0	0	0	0	0	0	0
Inning Stats										1B: 0 2B: 0 3B: 0 HR: 0		SF: 0 SAC: 0 DP: 0 HBP: 0				

TOP

Atlanta Braves @ Houston Astros

Astrodome, Houston, TX

Thu Jul 18 1968, 8:05 PM EDT

Att. 19,820 - Unknown

livebaseballscorecards.com

AB	0
R	0
H	0
RBI	0
BB	0
SO	0
LOB	0

WP: 0 PA: 0
PB: 0
SB: 0
CS: 0

PITCHER	IP	WLS	BF	H	R	ER	SO	BB	IBB	HBP	BLK	WP	HR	S	P	ERA	WHIP
Dave Giusti, R (1, 1) ERA: 2.88	0.0	L	0	0	0	0	0	0	0	0	0	0	0	0	0	∞	∞

PITCHER	IP	WLS	BF	H	R	ER	SO	BB	IBB	HBP	BLK	WP	HR	S	P	ERA	WHIP

Batter	1	2	3	4	5	6	7	8	9	AB	R	H	RBI	BB	SO	LOB
Dick Simpson, R (1, 7) OBP: 0.303, SLG: 0.328										0	0	0	0	0	0	0
Hector Torres, R (1, 6) OBP: 0.273, SLG: 0.274										0	0	0	0	0	0	0
Rusty Staub, L (1, 3) OBP: 0.399, SLG: 0.427										0	0	0	0	0	0	0
Jimmy Wynn, R (1, 8) OBP: 0.377, SLG: 0.439										0	0	0	0	0	0	0
Norm Miller, L (1, 9) OBP: 0.298, SLG: 0.364										0	0	0	0	0	0	0
Denis Menke, R (1, 4) OBP: 0.336, SLG: 0.345										0	0	0	0	0	0	0
Doug Rader, R (1, 5) OBP: 0.302, SLG: 0.325										0	0	0	0	0	0	0
John Bateman, R (1, 2) OBP: 0.280, SLG: 0.323										0	0	0	0	0	0	0
Dave Giusti, R (1, 1) OBP: 0.167, SLG: 0.188										0	0	0	0	0	0	0
Inning Stats										1B: 0 2B: 0 3B: 0 HR: 0		SF: 0 SAC: 0 DP: 0 HBP: 0		WP: 0 PB: 0 SB: 0 CS: 0		PA: 0

PITCHER	IP	WLS	BF	H	R	ER	SO	BB	IBB	HBP	BLK	WP	HR	S	P	ERA	WHIP
Pat Jarvis, R (1, 1) ERA: 2.36	0.0	W	0	0	0	0	0	0	0	0	0	0	0	0	0	∞	∞

PITCHER	IP	WLS	BF	H	R	ER	SO	BB	IBB	HBP	BLK	WP	HR	S	P	ERA	WHIP

BOTTOM

Atlanta Braves @ Houston Astros

Astrodome, Houston, TX

Thu Jul 18 1968, 8:05 PM EDT

Att. 19,820 - Unknown

livebaseballscorecards.com

AB	0
R	0
H	0
RBI	0
BB	0
SO	0
LOB	0

Batter	1	2	3	4	5	6	7	8	9	AB	R	H	RBI	BB	SO	LOB
Maury Wills, S (1, 5) OBP: 0.330, SLG: 0.326	P6		F8		FC4-6 1-2f		F9			4	0	0	0	0	0	1
Gene Alley, R (1, 6) OBP: 0.292, SLG: 0.314	3 1B		4-3		K 1-2			5-3		4	0	1	0	0	1	1
Matty Alou, L (1, 8) OBP: 0.368, SLG: 0.387	3 1-2f			5-3		BB		E7 G1-2-3		3	0	1	0	1	0	1
Willie Stargell, L (1, 7) OBP: 0.324, SLG: 0.489		K		HR		K 1-2		IBB		3	1	1	1	1	2	1
Donn Clendenon, R (1, 3) OBP: 0.321, SLG: 0.357		1B 1B		4-3		BB		IBB 1-2 2-3		2	1	2	0	2	0	0
Gary Kolb, L (1, 9) OBP: 0.313, SLG: 0.405		G5-3 1B 1-2		4-3 2-3		F7		G1-2-3 3-Hf		4	0	1	0	0	0	6
Bill Mazeroski, R (1, 4) OBP: 0.297, SLG: 0.281		1-2 2-H		P3		3-1			F7	4	0	1	1	0	0	3
Jerry May, R (1, 2) OBP: 0.313, SLG: 0.272		G5-3 2-3f			F9		4-3		4-3	4	0	0	0	0	0	2
Bob Moose, R (1, 1) OBP: 0.125, SLG: 0.097			5-3		FC4-6 1B		K		K	4	0	1	0	0	2	0
Inning Stats	R: 0 E: 0 K: 0 S: 3 H: 1 LOB: 0 BB: 0 P: 3	R: 1 E: 0 K: 1 S: 7 H: 3 LOB: 1 BB: 0 P: 7	R: 0 E: 0 K: 0 S: 3 H: 0 LOB: 0 BB: 0 P: 3	R: 1 E: 0 K: 0 S: 5 H: 2 LOB: 1 BB: 0 P: 5	R: 0 E: 0 K: 1 S: 6 H: 1 LOB: 1 BB: 0 P: 6	R: 0 E: 0 K: 1 S: 5 H: 0 LOB: 2 BB: 2 P: 13	R: 0 E: 0 K: 1 S: 5 H: 0 LOB: 0 BB: 0 P: 5	R: 0 E: 1 K: 0 S: 3 H: 1 LOB: 2 BB: 2 P: 11	R: 0 E: 0 K: 1 S: 5 H: 0 LOB: 0 BB: 0 P: 5	1B: 6 2B: 2 3B: 0 HR: 1	SF: 0 SAC: 0 DP: 3 HBP: 0					

PITCHER		IP	WLS	BF	H	R	ER	SO	BB	IBB	HBP	BLK	WP	HR	S	P	ERA	WHIP
Ron Reed, R ERA: 3.06	(1, 1)	8.0	L	33	8	2	2	4	2	2	0	0	0	1	37	53	2.25	1.250
Claude Raymond, R ERA: 3.06	(9, 1)	1.0		3	0	0	0	1	0	0	0	0	0	0	5	5	0.00	0.000

PITCHER	IP	WLS	BF	H	R	ER	SO	BB	IBB	HBP	BLK	WP	HR	S	P	ERA	WHIP

TOP

Pittsburgh Pirates @ Atlanta Braves

Atlanta Stadium, Atlanta, GA

Fri Jul 19 1968, 7:05 PM EDT

Att. 17,286 - Unknown

livebaseballscorecards.com

AB	32
R	2
H	8
RBI	2
BB	4
SO	5
LOB	15

1B: 6	SF: 0	WP: 0	PA: 36
2B: 2	SAC: 0	PB: 0	
3B: 0	DP: 3	SB: 4	
HR: 1	HBP: 0	CS: 0	

Batter	1	2	3	4	5	6	7	8	9	AB	R	H	RBI	BB	SO	LOB
Felipe Alou, R (1, 8) OBP: 0.346, SLG: 0.408	6-3			G4-6-3 BB		6-3		1-2 1B		3	0	1	0	1	0	0
Felix Millan, R (1, 4) OBP: 0.335, SLG: 0.364	K			F3		4-3		4-3		4	0	0	0	0	1	3
Hank Aaron, R (1, 9) OBP: 0.321, SLG: 0.480	P5			G4-6-3 1-2f			K		F2	4	0	0	0	0	1	1
Joe Torre, R (1, 2) OBP: 0.351, SLG: 0.413		1B			K		K		6-3	4	0	1	0	0	2	0
Tito Francona, L (1, 7) OBP: 0.424, SLG: 0.393		G1-6-4-3 1-2f			P5		BB		BB	2	0	0	0	2	0	1
Tommie Aaron, R (1, 3) OBP: 0.335, SLG: 0.338		F8			1B BB		F9		F8	3	0	0	0	1	0	2
Bob Johnson, R (1, 5) OBP: 0.283, SLG: 0.311			5-3		1-2 1B			5-3		3	0	1	0	0	0	0
Marty Martinez, S (1, 6) OBP: 0.278, SLG: 0.234			F7		K			1-3		3	0	0	0	0	1	2
Ron Reed, R (1, 1) OBP: 0.186, SLG: 0.146			K			F9		1B		2	0	0	0	0	1	0
Mike Lum, L (8, PH) OBP: 0.264, SLG: 0.306										1	0	1	0	0	0	0
Claude Raymond, R (9, 1) OBP: 0.167, SLG: 0.167										0	0	0	0	0	0	0
Inning Stats	R: 0 E: 0 K: 1 S: 5 H: 0 LOB: 0 BB: 0 P: 5	R: 0 E: 0 K: 0 S: 3 H: 1 LOB: 0 BB: 0 P: 3	R: 0 E: 0 K: 1 S: 5 H: 0 LOB: 0 BB: 0 P: 5	R: 0 E: 0 K: 0 S: 2 H: 0 LOB: 0 BB: 1 P: 6	R: 0 E: 0 K: 2 S: 8 H: 1 LOB: 2 BB: 1 P: 12	R: 0 E: 0 K: 0 S: 3 H: 0 LOB: 0 BB: 0 P: 3	R: 0 E: 0 K: 2 S: 7 H: 0 LOB: 1 BB: 1 P: 11	R: 0 E: 0 K: 0 S: 5 H: 2 LOB: 2 BB: 0 P: 5	R: 0 E: 0 K: 0 S: 3 H: 0 LOB: 1 BB: 1 P: 7	1B: 4 2B: 0 3B: 0 HR: 0	SF: 0 SAC: 0 DP: 2 HBP: 0						

PITCHER	IP	WLS	BF	H	R	ER	SO	BB	IBB	HBP	BLK	WP	HR	S	P	ERA	WHIP
Bob Moose, R (1, 1) ERA: 2.12	9.0	W	33	4	0	0	6	4	0	0	0	0	0	41	57	0.00	0.889

PITCHER	IP	WLS	BF	H	R	ER	SO	BB	IBB	HBP	BLK	WP	HR	S	P	ERA	WHIP

BOTTOM

Pittsburgh Pirates @ Atlanta Braves

Atlanta Stadium, Atlanta, GA

Fri Jul 19 1968, 7:05 PM EDT

Att. 17,286 - Unknown

livebaseballscorecards.com

AB	29
R	0
H	4
RBI	0
BB	4
SO	6
LOB	9

WP: 0 PB: 0 SB: 0 CS: 0 PA: 33

Batter	1	2	3	4	5	6	7	8	9	AB	R	H	RBI	BB	SO	LOB
Maury Wills, S (1, 5) OBP: 0.330, SLG: 0.326										0	0	0	0	0	0	0
Gene Alley, R (1, 6) OBP: 0.292, SLG: 0.314										0	0	0	0	0	0	0
Matty Alou, L (1, 8) OBP: 0.368, SLG: 0.387										0	0	0	0	0	0	0
Willie Stargell, L (1, 7) OBP: 0.324, SLG: 0.489										0	0	0	0	0	0	0
Donn Clendenon, R (1, 3) OBP: 0.321, SLG: 0.357										0	0	0	0	0	0	0
Gary Kolb, L (1, 9) OBP: 0.313, SLG: 0.405										0	0	0	0	0	0	0
Bill Mazeroski, R (1, 4) OBP: 0.297, SLG: 0.281										0	0	0	0	0	0	0
Jerry May, R (1, 2) OBP: 0.313, SLG: 0.272										0	0	0	0	0	0	0
Bob Veale, S (1, 1) OBP: 0.100, SLG: 0.102										0	0	0	0	0	0	0
Inning Stats										1B: 0 2B: 0 3B: 0 HR: 0				SF: 0 SAC: 0 DP: 0 HBP: 0		

Pittsburgh Pirates @ Atlanta Braves

Atlanta Stadium, Atlanta, GA

Sat Jul 20 1968, 7:05 PM EDT

Att. 20,771 - Unknown

TOP

livebaseballscorecards.com

	AB	0
	R	0
	H	0
	RBI	0
	BB	0
	SO	0
	LOB	0

WP: 0 PA: 0
PB: 0
SB: 0
CS: 0

PITCHER	IP	WLS	BF	H	R	ER	SO	BB	IBB	HBP	BLK	WP	HR	S	P	ERA	WHIP
Phil Niekro, R (1, 1) ERA: 3.01	0.0	L	0	0	0	0	0	0	0	0	0	0	0	0	0	∞	∞

PITCHER	IP	WLS	BF	H	R	ER	SO	BB	IBB	HBP	BLK	WP	HR	S	P	ERA	WHIP

Batter	1	2	3	4	5	6	7	8	9	AB	R	H	RBI	BB	SO	LOB
Felipe Alou, R (1, 8) OBP: 0.346, SLG: 0.408										0	0	0	0	0	0	0
Felix Millan, R (1, 4) OBP: 0.335, SLG: 0.364										0	0	0	0	0	0	0
Hank Aaron, R (1, 9) OBP: 0.321, SLG: 0.480										0	0	0	0	0	0	0
Joe Torre, R (1, 2) OBP: 0.351, SLG: 0.413										0	0	0	0	0	0	0
Tommie Aaron, R (1, 7) OBP: 0.335, SLG: 0.338										0	0	0	0	0	0	0
Deron Johnson, R (1, 3) OBP: 0.290, SLG: 0.309										0	0	0	0	0	0	0
Bob Johnson, R (1, 5) OBP: 0.283, SLG: 0.311										0	0	0	0	0	0	0
Marty Martinez, S (1, 6) OBP: 0.278, SLG: 0.234										0	0	0	0	0	0	0
Phil Niekro, R (1, 1) OBP: 0.103, SLG: 0.205										0	0	0	0	0	0	0
Inning Stats										1B: 0 2B: 0 3B: 0 HR: 0		SF: 0 SAC: 0 DP: 0 HBP: 0		WP: 0 PB: 0 SB: 0 CS: 0		PA: 0

BOTTOM

Pittsburgh Pirates @ Atlanta Braves

Atlanta Stadium, Atlanta, GA

Sat Jul 20 1968, 7:05 PM EDT

Att. 20,771 - Unknown

livebaseballscorecards.com

AB	**0**
R	**0**
H	**0**
RBI	**0**
BB	**0**
SO	**0**
LOB	**0**

PITCHER	IP	WLS	BF	H	R	ER	SO	BB	IBB	HBP	BLK	WP	HR	S	P	ERA	WHIP
Bob Veale, L (1, 1) ERA: 2.08	0.0	W	0	0	0	0	0	0	0	0	0	0	0	0	0	∞	∞

PITCHER	IP	WLS	BF	H	R	ER	SO	BB	IBB	HBP	BLK	WP	HR	S	P	ERA	WHIP

Batter	1	2	3	4	5	6	7	8	9	AB	R	H	RBI	BB	SO	LOB
Maury Wills, S (1, 6) OBP: 0.330, SLG: 0.327	BBBB 4-0 1B HR BB	x 0-0 6-3 ③		SSS 0-3 K ③ 1-2			x 0-0 P3 ②		SSS 0-3 K ①	4	1	0	0	1	2	1
Gary Kolb, L (1, 9) OBP: 0.295, SLG: 0.378	x 0-0 1-2 HR 1B	x 0-0 F9 ①	x 0-0 P3 ①				x 0-0 F7 ③		x 0-0 5-3 ②	4	1	1	0	0	0	0
Manny Mota, R (9, PH) OBP: 0.324, SLG: 0.311 (9, 9)										1	0	0	0	0	0	0
Matty Alou, L (1, 8) OBP: 0.373, SLG: 0.397	x 0-0 L4 ①	x 0-0 1B 1B	x 0-0 G3 ②					x 0-0 S HR 1B	SSS 0-3 K ③	5	1	2	0	0	1	2
Willie Stargell, L (1, 7) OBP: 0.332, SLG: 0.498	x 0-0 1-H 2-H HR	SSS 0-3 K ②	BBBB 4-0 FC6-4 BB					SSS 0-3 K ① 1-2		3	1	1	3	1	2	2
Bill Virdon, L (9, 7)										0	0	0	0	0	0	0
Donn Clendenon, R (1, 3) OBP: 0.320, SLG: 0.364	SSS 0-3 K ②	x 0-0 1-3 1B	x 0-0 FC6-4 ③ 1-2f					x 0-0 2-H HR		4	1	2	2	0	1	1
Bill Mazeroski, R (1, 4) OBP: 0.293, SLG: 0.277	x 0-0 6-3 ③	x 0-0 6-3 ③			x 0-0 P5 ①			x 0-0 WP 1B		4	0	1	0	0	0	2
Jerry May, R (1, 2) OBP: 0.311, SLG: 0.271		x 0-0 F9 ①		x 0-0 F9 ①	x 0-0 P3 ②			SSS 0-3 K ② 1-2		4	0	0	0	0	1	1
Jose Pagan, R (1, 5) OBP: 0.237, SLG: 0.314		x 0-0 HR		x 0-0 6-3 ②	x 0-0 P3 ③			x 0-0 1B		4	1	2	1	0	0	0
Steve Blass, R (1, 1) OBP: 0.119, SLG: 0.103		x 0-0 6-3 ②		BBBB 4-0 WP BB			x 0-0 1-3 ①	x 0-0 4-3 ③		3	0	0	0	1	0	2

Pittsburgh Pirates @ Atlanta Braves

Atlanta Stadium, Atlanta, GA

Sun Jul 21 1968, 3:33 AM EDT

Att. 25,109 - Unknown

TOP

livebaseballscorecards.com

AB	36
R	6
H	9
RBI	6
BB	3
SO	7
LOB	11

Inning Stats	1	2	3	4	5	6	7	8	9	1B: 6	SF: 0	WP: 2	PA: 39
R	3	1	0	0	0	0	0	2	0	2B: 0	SAC: 0	PB: 0	
E	0	0	0	0	0	0	0	0	0	3B: 0	DP: 0	SB: 1	
K	1	0	1	1	0	0	0	0	2	HR: 3	HBP: 0	CS: 0	
S	7	4	7	5	3	3	3	11	7				
H	2	1	2	0	0	0	0	4	0				
LOB	0	0	2	1	1	0	0	2	0				
BB	1	0	0	1	0	0	0	0	0				
P	11	4	7	9	3	3	3	11	7				

PITCHER		IP	WLS	BF	H	R	ER	SO	BB	IBB	HBP	BLK	WP	HR	S	P	ERA	WHIP
Milt Pappas, R ERA: 4.67	(1, 1)	2.0	L	10	3	4	4	1	1	0	0	0	0	2	11	15	18.00	2.000
Dick Kelley, L ERA: 3.13	(3, 1)	5.1		23	5	2	2	3	2	0	0	0	1	1	27	35	3.38	1.312
Cecil Upshaw, R ERA: 2.12	(8, 1)	0.2		3	1	0	0	1	0	0	0	0	1	0	5	5	0.00	1.500
George Stone, L ERA: 3.38	(9, 1)	1.0		3	0	0	0	2	0	0	0	0	0	0	7	7	0.00	0.000

PITCHER	IP	WLS	BF	H	R	ER	SO	BB	IBB	HBP	BLK	WP	HR	S	P	ERA	WHIP

Pittsburgh Pirates @ Atlanta Braves

Atlanta Stadium, Atlanta, GA

Sun Jul 21 1968, 3:33 AM EDT

Att. 25,109 - Unknown

BOTTOM

livebaseballscorecards.com

Batter	1	2	3	4	5	6	7	8	9	AB	R	H	RBI	BB	SO	LOB
Felipe Alou, R (1, 8) OBP: 0.342, SLG: 0.402	F8		BBB 4-0 G6-4-3 1B BB		5-3			FC6-4 G6-4-3 1-2f 2-3		3	0	0	0	1	0	2
Bob Johnson, R (1, 5) OBP: 0.327, SLG: 0.353 Deron Johnson, R (7, 5) OBP: 0.285, SLG: 0.303	6-3		0-0 G6-4-3 1-2 1B			SSS 0-3 K		G6-4-3 1-2f		3 1	0 0	1 0	0 0	0 0	1 0	0 2
Hank Aaron, R (1, 9) OBP: 0.319, SLG: 0.475	1B		G6-4-3 1-2f 2-3			F2			SSS 0-3 K	4	0	1	0	0	1	2
Joe Torre, R (1, 2) OBP: 0.340, SLG: 0.398	4-3		4-3			SSS 0-3 K			5-3	4	0	0	0	0	1	2
Tito Francona, L (1, 7) OBP: 0.420, SLG: 0.390		1B 1B 1B		5-3			F7		F9	4	0	1	0	0	0	0
Tommie Aaron, R (1, 3) OBP: 0.339, SLG: 0.337		1B 1-2 1B		F9			5-3			3	0	1	0	0	0	0
Felix Millan, R (1, 4) OBP: 0.334, SLG: 0.360		4-3 1-3 2-H 1B		6-3			6-3			3	0	1	0	0	0	0
Marty Martinez, S (1, 6) OBP: 0.274, SLG: 0.232		4-3 1-2			3-1			FC6-4 1B		3	0	1	0	0	0	2
Milt Pappas, R (1, 1) OBP: 0.154, SLG: 0.120 Mike Page, L (2, PH) Dick Kelley, R (3, 1) OBP: 0.182, SLG: 0.053 Cecil Upshaw, R (8, 1) OBP: 0.250, SLG: 0.182 Mike Lum, L (8, PH) OBP: 0.272, SLG: 0.314 George Stone, L (9, 1) OBP: 0.333, SLG: 0.333		SSS 0-3 K			SSS 0-3 K			FC6-4 1-2 1B		0 1 1 0 1 0	0 0 0 0 1 0	0 0 0 0 0 0	0 0 0 0 0 0	0 1 0 0 0 0	0 2 0 0 0 0	0 2 0 0 0 0
Inning Stats	R: 0 E: 0 K: 0 S: 4 H: 1 LOB: 1 BB: 0 P: 4	R: 0 E: 0 K: 1 S: 7 H: 3 LOB: 2 BB: 0 P: 7	R: 0 E: 0 K: 0 S: 3 H: 1 LOB: 1 BB: 1 P: 7	R: 0 E: 0 K: 0 S: 3 H: 0 LOB: 0 BB: 0 P: 3	R: 0 E: 0 K: 1 S: 5 H: 0 LOB: 0 BB: 0 P: 5	R: 0 E: 0 K: 2 S: 7 H: 0 LOB: 0 BB: 0 P: 7	R: 0 E: 0 K: 0 S: 3 H: 0 LOB: 0 BB: 0 P: 3	R: 0 E: 0 K: 0 S: 4 H: 2 LOB: 1 BB: 0 P: 4	R: 0 E: 0 K: 1 S: 5 H: 0 LOB: 0 BB: 0 P: 5	1B: 7 2B: 0 3B: 0 HR: 0	SF: 0 SAC: 0 DP: 2 HBP: 0	WP: 0 PB: 0 SB: 0 CS: 0	PA: 32			

	AB	31
	R	0
	H	7
	RBI	0
	BB	1
	SO	5
	LOB	12

PITCHER	IP	WLS	BF	H	R	ER	SO	BB	IBB	HBP	BLK	WP	HR	S	P	ERA	WHIP
Steve Blass, R (1, 1) ERA: 2.46	9.0	W	32	7	0	0	5	1	0	0	0	0	0	41	45	0.00	0.889

PITCHER	IP	WLS	BF	H	R	ER	SO	BB	IBB	HBP	BLK	WP	HR	S	P	ERA	WHIP

Batter	1	2	3	4	5	6	7	8	9	AB	R	H	RBI	BB	SO	LOB
Bud Harrelson, S (1, 6) OBP: 0.271, SLG: 0.258	SF7 3B		1B 1B		1-3 2-3 ②		4-3 ①		K ①	5	2	2	0	0	1	2
Jerry Grote, R (1, 2) OBP: 0.382, SLG: 0.370	BB		1B 1-2		K ③		F9 ②		K ②	4	0	1	0	1	2	2
Larry Stahl, L (1, 8) (8, 7)	K ①		1-3 2-H ② 1B			K ①	L8 ③		G3 ③	5	0	1	1	0	2	3
Art Shamsky, L (1, 7) OBP: 0.283, SLG: 0.386	SF7 ② 3-H		K ③			K ②		SH 5-3 2B		3	0	1	1	0	2	1
Tommie Agee, R (8, PR) OBP: 0.212, SLG: 0.236 (8, 8)										0	1	0	0	0	0	0
Ed Kranepool, L (1, 3) OBP: 0.282, SLG: 0.315	4-3 ③			G3 ①		3B 2B		SH 6-3 5-3 2-3		3	1	1	0	0	0	1
Ron Swoboda, R (1, 9) OBP: 0.339, SLG: 0.395		F8 ①		6-3 ②		2-H 2B 3B		5-3 ① 1-2 3-H		4	1	1	2	0	0	2
Jerry Buchek, R (1, 5) OBP: 0.255, SLG: 0.258		F8 ②		F9 ③		3-H 2B		6-3 ② 2-3		4	0	1	1	0	0	1
Al Weis, S (1, 4) OBP: 0.246, SLG: 0.218		3-1 ③		1-3 SH3-4 1B		IBB		K ③		3	0	1	0	1	1	2
Don Cardwell, R (1, 1) OBP: 0.057, SLG: 0.143			K ①		SH3-4 ① 1-2	1-3 ③			E6	3	0	0	0	0	1	2
Inning Stats	R: 1 E: 0 K: 1 S: 6 H: 1 LOB: 1 BB: 1 P: 10	R: 0 E: 0 K: 0 S: 3 H: 0 LOB: 0 BB: 0 P: 3	R: 1 E: 0 K: 2 S: 9 H: 3 LOB: 1 BB: 0 P: 9	R: 0 E: 0 K: 0 S: 3 H: 0 LOB: 0 BB: 0 P: 3	R: 0 E: 0 K: 1 S: 6 H: 1 LOB: 1 BB: 0 P: 6	R: 2 E: 0 K: 2 S: 10 H: 3 LOB: 2 BB: 1 P: 14	R: 0 E: 0 K: 0 S: 3 H: 0 LOB: 0 BB: 0 P: 3	R: 1 E: 0 K: 1 S: 7 H: 1 LOB: 2 BB: 0 P: 7	R: 0 E: 1 K: 2 S: 8 H: 0 LOB: 1 BB: 0 P: 8	1B: 4 2B: 3 3B: 2 HR: 0	SF: 1 SAC: 2 DP: 0 HBP: 0						

TOP

New York Mets @ Atlanta Braves

Atlanta Stadium, Atlanta, GA

Mon Jul 22 1968, 7:05 PM EDT

Att. 10,115 - Unknown

livebaseballscorecards.com

AB	34
R	5
H	9
RBI	5
BB	2
SO	9
LOB	16

WP: 0 PB: 0 SB: 0 CS: 0 PA: 39

PITCHER		IP	WLS	BF	H	R	ER	SO	BB	IBB	HBP	BLK	WP	HR	S	P	ERA	WHIP
Jim Britton, R ERA: 2.65	(1, 1)	5.2	L	25	8	4	4	6	1	0	0	0	0	0	36	40	6.35	1.588
Ken Johnson, R ERA: 2.6	(6, 1)	1.1		5	0	0	0	0	0	1	0	0	0	0	4	8	0.00	0.000
Cecil Upshaw, R ERA: 2.19	(8, 1)	2.0		9	1	1	1	3	0	0	0	0	0	0	15	15	4.50	0.500

PITCHER	IP	WLS	BF	H	R	ER	SO	BB	IBB	HBP	BLK	WP	HR	S	P	ERA	WHIP

BOTTOM

New York Mets @ Atlanta Braves

Atlanta Stadium, Atlanta, GA

Mon Jul 22 1968, 7:05 PM EDT
Att. 10,115 - Unknown

Batter	1	2	3	4	5	6	7	8	9	AB R H RBI BB SO LOB
Felipe Alou, R (1, 8) OBP: 0.341, SLG: 0.398	x 0-0 F2 ①		x 0-0 6-3 ③		BBBB 4-0 1B BB		x 0-0 F8 ②			3 0 0 0 1 0 0
Tito Francona, L (1, 7) OBP: 0.417, SLG: 0.386	x 0-0 4-3 ②			x 0-0 F8 ①	x 0-0 1B 1-3 2-H 3-H		x 0-0 6-3 ③			4 0 1 2 0 0 0
Hank Aaron, R (1, 9) OBP: 0.319, SLG: 0.471	BBBB 4-0 S BB			x 0-0 4-3 ②	x 0-0 P6 ③			x 0-0 L5 ①		3 0 0 0 1 0 2
Joe Torre, R (1, 2) OBP: 0.335, SLG: 0.391	x 0-0 F8 ③ 1-2			x 0-0 E6 1B		x 0-0 E6 1B 1B		x 0-0 F2 ②		4 0 0 0 0 0 1
Tommie Aaron, R (1, 3) OBP: 0.342, SLG: 0.341		x 0-0 F7 ①		x 0-0 PO 1-2 1B		x 0-0 1B 1-2 1B		SSS 0-3 K ③		4 0 2 0 0 1 0
Felix Millan, R (1, 4) OBP: 0.333, SLG: 0.359		x 0-0 5-3 ②		0-0 PO ③ 1-2	x 0-0 6-3 ①	x 0-0 G4-3 1-2 2-3 1B			x 0-0 5-3 ①	4 0 1 0 0 0 0
Deron Johnson, R (1, 5) OBP: 0.285, SLG: 0.307		x 0-0 F7 ③			x 0-0 SH1-4 1B 2B	SSS 0-3 K ①			x 0-0 6-3 ②	4 1 1 0 0 1 3
Marty Martinez, S (1, 6) OBP: 0.279, SLG: 0.229			BBBB 4-0 G4-6-3 BB		H 1-0 SH1-4 1B HBP	x 0-0 G4-3 ② ③ 1-2f			x 0-0 3-1 ③	2 1 0 0 1 0 3
Jim Britton, R (1, 1) OBP: 0.167, SLG: 0.167; Ken Johnson, R (6, 1) OBP: 0.133, SLG: 0.138; Mike Page, L (7, PH); Cecil Upshaw, R (8, 1) OBP: 0.250, SLG: 0.182			x 0-0 G4-6-3 ① ② 1-2f		x 0-0 SH1-4 ② 1-2 2-3		x 0-0 F2 ①			1 0 0 0 0 0 1; 0 0 0 0 0 0 0; 1 0 0 0 0 0 0; 0 0 0 0 0 0 0

livebaseballscorecards.com

AB	30
R	2
H	5
RBI	2
BB	3
SO	2
LOB	10

Inning Stats	1	2	3	4	5	6	7	8	9
R	0	0	0	0	2	0	0	0	0
E	0	0	0	1	0	1	0	0	0
K	0	0	0	0	0	1	0	1	0
S	3	3	2	4	5	7	3	5	3
H	0	0	0	1	2	2	0	0	0
LOB	1	0	0	1	2	2	0	0	0
BB	1	0	1	0	1	0	0	0	0
P	7	3	6	4	10	7	3	5	3

1B: 4	SF: 0	WP: 0	PA: 36
2B: 1	SAC: 1	PB: 0	
3B: 0	DP: 2	SB: 1	
HR: 0	HBP: 1	CS: 0	

PITCHER	IP	WLS	BF	H	R	ER	SO	BB	IBB	HBP	BLK	WP	HR	S	P	ERA	WHIP
Don Cardwell, R (1, 1) ERA: 2.94	9.0	W	35	5	2	2	2	3	0	1	0	0	0	35	48	2.00	0.889

PITCHER	IP	WLS	BF	H	R	ER	SO	BB	IBB	HBP	BLK	WP	HR	S	P	ERA	WHIP

Batter	1	2	3	4	5	6	7	8	9	AB	R	H	RBI	BB	SO	LOB
Bud Harrelson, S (1, 6) OBP: 0.267, SLG: 0.253	4-3		F7		F9		P6			4	0	0	0	0	0	0
Jerry Grote, R (1, 2) OBP: 0.377, SLG: 0.365	K		K		5-3		F8			4	0	0	0	0	2	0
Larry Stahl, L (1, 8) (8, 7) OBP: 0.273, SLG: 0.238	1B		F7		F7			K		4	0	1	0	0	1	0
Art Shamsky, L (1, 7) OBP: 0.283, SLG: 0.384	F9			F8 1B 1B		F8		3-1		4	0	1	0	0	0	1
Tommie Agee, R (8, 8) OBP: 0.212, SLG: 0.236										0	0	0	0	0	0	0
Ed Kranepool, L (1, 3) OBP: 0.286, SLG: 0.333		HR		HBP 1-2 1B		F7		4-3		4	1	2	1	0	0	0
Ron Swoboda, R (1, 9) OBP: 0.340, SLG: 0.411		K		F8 2-3		HR			CS 2B	4	1	2	1	0	1	2
Jerry Buchek, R (1, 5) OBP: 0.264, SLG: 0.260		F8		1-2 HBP		1B			K	3	0	1	0	0	1	1
Al Weis, S (1, 4) OBP: 0.246, SLG: 0.224		2B		K		F5			1-3	4	0	1	0	0	1	5
Tom Seaver, R (1, 1) OBP: 0.127, SLG: 0.129		P6		F5			K		CS 2-3	3	0	0	0	0	1	4
Cal Koonce, R (8, 1)										0	0	0	0	0	0	0
Inning Stats	R: 0 E: 0 K: 1 S: 6 H: 1 LOB: 1 BB: 0 P: 6	R: 1 E: 0 K: 1 S: 7 H: 2 LOB: 1 BB: 0 P: 7	R: 0 E: 0 K: 1 S: 5 H: 0 LOB: 0 BB: 0 P: 5	R: 0 E: 0 K: 1 S: 7 H: 2 LOB: 3 BB: 0 P: 8	R: 0 E: 0 K: 0 S: 3 H: 0 LOB: 0 BB: 0 P: 3	R: 1 E: 0 K: 0 S: 5 H: 2 LOB: 1 BB: 0 P: 5	R: 0 E: 0 K: 1 S: 5 H: 0 LOB: 0 BB: 0 P: 5	R: 0 E: 0 K: 1 S: 5 H: 0 LOB: 0 BB: 0 P: 5	R: 0 E: 0 K: 1 S: 5 H: 1 LOB: 0 BB: 0 P: 5	1B: 4 2B: 2 3B: 0 HR: 2 SF: 0 SAC: 0 DP: 0 HBP: 1						

PITCHER	IP	WLS	BF	H	R	ER	SO	BB	IBB	HBP	BLK	WP	HR	S	P	ERA	WHIP
Pat Jarvis, R (1, 1) ERA: 2.26	9.0	L	35	8	2	2	7	0	0	1	0	0	2	48	49	2.00	0.889

PITCHER	IP	WLS	BF	H	R	ER	SO	BB	IBB	HBP	BLK	WP	HR	S	P	ERA	WHIP

TOP

New York Mets @ Atlanta Braves

Atlanta Stadium, Atlanta, GA

Tue Jul 23 1968, 7:05 PM EDT

Att. 10,265 - Unknown

livebaseballscorecards.com

AB	34
R	2
H	8
RBI	2
BB	0
SO	7
LOB	13

WP: 0 PA: 36
PB: 0
SB: 0
CS: 1

New York Mets @ Atlanta Braves

Atlanta Stadium, Atlanta, GA

Tue Jul 23 1968, 7:05 PM EDT

Att. 10,265 - Unknown

BOTTOM

Batter	1	2	3	4	5	6	7	8	9	AB	R	H	RBI	BB	SO	LOB
Mike Lum, L (1, 8) OBP: 0.281, SLG: 0.322	1B		K		G3			FC3-6 1B		4	0	2	0	0	1	3
Tito Francona, L (1, 7) OBP: 0.414, SLG: 0.383	G3		F9			1B 1B G6-3 1B		FC3-6 5-3 BB 1-2f		4	1	1	0	0	0	3
Hank Aaron, R (1, 9) OBP: 0.323, SLG: 0.475	F7			2B		G6-3 1B 1-2 1B		B B B B 5-3 1-2 BB		3	0	2	0	1	0	0
Joe Torre, R (1, 2) OBP: 0.333, SLG: 0.389		F9	K			G6-3 1-2 2-3 1B		5-3 1-2 2-3		4	0	1	0	0	1	3
Tommie Aaron, R (1, 3) OBP: 0.335, SLG: 0.333		F9		F9		G6-3 1-2f 2-3 3-H		6-3		4	0	0	0	0	0	5
Felix Millan, R (1, 4) OBP: 0.329, SLG: 0.354		6-3		6-3		P6			5-3	4	0	0	0	0	0	2
Deron Johnson, R (1, 5) OBP: 0.284, SLG: 0.310			2B		F2		F8		K	4	0	1	0	0	1	0
Marty Martinez, S (1, 6) OBP: 0.286, SLG: 0.232			B B B B BB		SH3-4 1B		L8		L4	2	0	1	0	1	0	0
Felipe Alou, R (9, PH) OBP: 0.340, SLG: 0.397										1	0	0	0	0	0	0
Pat Jarvis, R (1, 1) OBP: 0.169, SLG: 0.158			K		SH3-4 1-2		K			2	0	0	0	0	2	2
Inning Stats	R: 0 H: 1 E: 0 LOB: 0 K: 0 BB: 0 S: 3 P: 3	R: 0 H: 0 E: 0 LOB: 0 K: 0 BB: 0 S: 3 P: 3	R: 0 H: 1 E: 0 LOB: 2 K: 2 BB: 1 S: 8 P: 12	R: 0 H: 1 E: 0 LOB: 1 K: 1 BB: 0 S: 6 P: 6	R: 0 H: 1 E: 0 LOB: 1 K: 0 BB: 0 S: 4 P: 4	R: 1 H: 3 E: 0 LOB: 1 K: 0 BB: 0 S: 5 P: 5	R: 0 H: 0 E: 0 LOB: 0 K: 1 BB: 0 S: 5 P: 5	R: 0 H: 1 E: 0 LOB: 2 K: 0 BB: 1 S: 4 P: 8	R: 0 H: 0 E: 0 LOB: 0 K: 1 BB: 0 S: 5 P: 5	1B: 6 SF: 0 2B: 2 SAC: 1 3B: 0 DP: 1 HR: 0 HBP: 0						WP: 0 PA: 35 PB: 0 SB: 0 CS: 0	

livebaseballscorecards.com

	AB	32
	R	1
	H	8
	RBI	0
	BB	2
	SO	5
	LOB	18

PITCHER		IP	WLS	BF	H	R	ER	SO	BB	IBB	HBP	BLK	WP	HR	S	P	ERA	WHIP
Tom Seaver, R ERA: 1.79	(1, 1)	7.0	W	28	8	1	1	4	1	0	0	0	0	0	35	39	1.29	1.286
Cal Koonce, R ERA: 1.46	(8, 1)	2.0	S	7	0	0	0	1	1	0	0	0	0	0	8	12	0.00	0.500

Batter	1	2	3	4	5	6	7	8	9	10	AB	R	H	RBI	BB	SO	LOB
Bud Harrelson, S (1, 6) OBP: 0.270, SLG: 0.256	0-0 2-3 1B		0-0 F1			0-0 6-3		0-0 4-3		0-0 3-H 1B	5	0	2	1	0	0	0
Jerry Grote, R (1, 2) OBP: 0.371, SLG: 0.358	0-0 2-3 1-2		0-0 5-3			0-0 5-3		0-0 F3		0-0 1-3	5	0	0	0	0	0	2
Larry Stahl, L (1, 8) BBBB (7, 7) OBP: 0.308, SLG: 0.250	4-0 G6-4-3 BB			0-0 3-1			0-0 FC4-6 1B		0-0 E6 1B		3	0	1	0	1	0	0
Art Shamsky, L (1, 7) (7, 3) OBP: 0.279, SLG: 0.378	0-0 G6-4-3 1-2f			0-0 4-3			0-0 F9		0-0 P6		4	0	0	0	0	0	4
Ed Kranepool, L (1, 3) OBP: 0.282, SLG: 0.328		0-0 3-1		0-0 5-3			0-0 FC4-6 S BB 1-2f		0-0 1-2 1B		3	0	0	0	0	0	1
Tommie Agee, R (7, PR) (7, 8) OBP: 0.216, SLG: 0.239											1	0	1	0	0	0	0
Ron Swoboda, R (1, 9) OBP: 0.342, SLG: 0.410		0-0 6-3 1B			SSS 0-3 K		BBBB 4-0 1-2 BB		0-0 4-3		3	0	1	0	1	1	1
Jerry Buchek, R (1, 5) OBP: 0.264, SLG: 0.269		0-0 6-3 1-2			SSS 0-3 K		0-0 F9 2-3			0-0 SH 1B 2B	4	1	1	0	0	1	3
Al Weis, S (1, 4) OBP: 0.243, SLG: 0.222		0-0 F8			0-0 P4		SSS 0-3 K			0-0 SH G4-3 2-3	2	0	0	0	0	0	1
Cleon Jones, R (8, PH) OBP: 0.317, SLG: 0.459											1	0	0	0	0	1	0
Phil Linz, R (8, 4) OBP: 0.258, SLG: 0.239											0	0	0	0	0	0	0
Nolan Ryan, R (1, 1) OBP: 0.146, SLG: 0.103			SSS 0-3 K			SSS 0-3 K	0-0 HR			0-0 G4-3 1-2f	2	0	0	0	0	2	0
Ed Charles, R (8, PH) OBP: 0.350, SLG: 0.471											1	1	1	1	0	0	0
Ron Taylor, R (8, 1)											0	0	0	0	0	0	0
Kevin Collins, L (10, PH) OBP: 0.262, SLG: 0.313											1	0	0	0	0	0	2
Bill Connors, R (10, 1)											0	0	0	0	0	0	0
Inning Stats	R: 0 H: 1 E: 0 LOB: 1 K: 0 BB: 1 S: 3 P: 7	R: 0 H: 1 E: 0 LOB: 1 K: 0 BB: 0 S: 4 P: 4	R: 0 H: 0 E: 0 LOB: 0 K: 1 BB: 0 S: 5 P: 5	R: 0 H: 0 E: 0 LOB: 0 K: 0 BB: 0 S: 3 P: 3	R: 0 H: 0 E: 0 LOB: 0 K: 2 BB: 0 S: 7 P: 7	R: 0 H: 0 E: 0 LOB: 0 K: 1 BB: 0 S: 5 P: 5	R: 0 H: 1 E: 0 LOB: 2 K: 0 BB: 1 S: 4 P: 8	R: 1 H: 1 E: 0 LOB: 0 K: 1 BB: 0 S: 6 P: 6	R: 0 H: 1 E: 1 LOB: 1 K: 0 BB: 0 S: 4 P: 4	R: 1 H: 2 E: 1 LOB: 1 K: 0 BB: 0 S: 5 P: 5	1B: 5 SF: 0 2B: 1 SAC: 1 3B: 0 DP: 2 HR: 1 HBP: 0						

PITCHER	IP	WLS	BF	H	R	ER	SO	BB	IBB	HBP	BLK	WP	HR	S	P	ERA	WHIP
Ron Reed, R (1, 1) ERA: 2.95	8.0		29	4	1	1	5	2	0	0	0	0	1	37	45	1.12	0.750
Cecil Upshaw, R (9, 1) ERA: 2.25	2.0	W	9	3	1	1	0	0	0	0	0	0	0	9	9	4.50	1.500

PITCHER	IP	WLS	BF	H	R	ER	SO	BB	IBB	HBP	BLK	WP	HR	S	P	ERA	WHIP

TOP

New York Mets @ Atlanta Braves

Atlanta Stadium, Atlanta, GA

Wed Jul 24 1968, 7:05 PM EDT

Att. 8,094 - Unknown

livebaseballscorecards.com

AB	35
R	2
H	7
RBI	2
BB	2
SO	5
LOB	14

WP: 0 PA: 38
PB: 0
SB: 1
CS: 0

Batter	1	2	3	4	5	6	7	8	9	10	AB	R	H	RBI	BB	SO	LOB
Mike Lum, L (1, 8) (8, 7) OBP: 0.277, SLG: 0.337	S S S 0-3 ① K		x 0-0 ② F9		x 0-0 ②③ G6-3 1-2f			x 0-0 ① FC3-6 1-2f		x 0-0 1-H 1B 3B	5	1	1	1	0	1	4
Bob Johnson, R (1, 5) OBP: 0.316, SLG: 0.339	x 0-0 ② F8		x 0-0 ③ F9			x 0-0 ① L8		x 0-0 ② F8		x 0-0 3-H 1B	5	0	1	1	0	0	2
Hank Aaron, R (1, 9) OBP: 0.322, SLG: 0.473	x 0-0 ③ F7			x 0-0 S 1B 1B		x 0-0 ② F8		S S S 0-3 ③ K			4	1	1	0	0	1	1
Joe Torre, R (1, 2) OBP: 0.336, SLG: 0.391		x 0-0 1B		x 0-0 G6-4-3 1-H 1B		x 0-0 ③ L7			x 0-0 ① F8		4	0	2	1	0	0	0
Tito Francona, L (1, 7) OBP: 0.413, SLG: 0.379 Felipe Alou, R (7, PR) OBP: 0.340, SLG: 0.396 (8, 8)		x 0-0 ① F8		x 0-0 ①② G6-4-3 1-2f			B B B B 4-0 SH1-4 1B BB		x 0-0 ② 6-3		2 1	0 0	0 0	0 0	1 0	0 0	2 0
Tommie Aaron, R (1, 3) OBP: 0.330, SLG: 0.328		x 0-0 ② F8		x 0-0 ③ F9			x 0-0 ① SH1-4 1-2		x 0-0 ③ F9		3	0	0	0	0	0	1
Felix Millan, R (1, 4) OBP: 0.331, SLG: 0.354		x 0-0 ③ G3			B B B B 4-0 SH BB		x 0-0 ② 2-H 1B			x 0-0 ① F3	3	0	1	0	1	0	1
Marty Martinez, S (1, 6) OBP: 0.279, SLG: 0.226			x 0-0 ① 4-3		S S S 0-3 ① K		x 0-0 ③ 4-3			x 0-0 ② 6-3	4	0	0	0	0	1	3
Ron Reed, R (1, 1) OBP: 0.205, SLG: 0.167 Mike Page, L (8, PH) OBP: 0.286, SLG: 0.167 Cecil Upshaw, R (9, 1) OBP: 0.250, SLG: 0.182 Deron Johnson, R (10, PH) OBP: 0.287, SLG: 0.313			x 0-0 1B		x 0-0 SH G6-3 1-2			x 0-0 FC3-6 1B		x 0-0 3B 1B	1 1 0 1	0 0 0 1	1 1 0 1	0 0 0 0	0 0 0 0	0 0 0 0	0 0 0 0
Inning Stats	R: 0 E: 0 K: 1 S: 5 H: 0 LOB: 0 BB: 0 P: 5	R: 0 E: 0 K: 0 S: 4 H: 1 LOB: 1 BB: 0 P: 4	R: 0 E: 0 K: 0 S: 4 H: 1 LOB: 1 BB: 0 P: 4	R: 1 E: 0 K: 0 S: 4 H: 2 LOB: 0 BB: 0 P: 4	R: 0 E: 1 K: 1 S: 5 H: 0 LOB: 1 BB: 1 P: 9	R: 0 E: 0 K: 0 S: 3 H: 0 LOB: 0 BB: 0 P: 3	R: 0 E: 0 K: 0 S: 3 H: 1 LOB: 2 BB: 1 P: 7	R: 0 E: 0 K: 1 S: 6 H: 1 LOB: 1 BB: 0 P: 6	R: 0 E: 0 K: 0 S: 3 H: 0 LOB: 0 BB: 0 P: 3	R: 2 E: 0 K: 0 S: 5 H: 3 LOB: 1 BB: 0 P: 5	1B: 8 2B: 0 3B: 1 HR: 0	SF: 0 SAC: 2 DP: 2 HBP: 0						

PITCHER	IP	WLS	BF	H	R	ER	SO	BB	IBB	HBP	BLK	WP	HR	S	P	ERA	WHIP
Nolan Ryan, R (1, 1) ERA: 3.05	7.0		26	5	1	1	2	2	0	0	0	0	0	28	36	1.29	1.000
Ron Taylor, R (8, 1) ERA: 3.23	2.0		7	1	0	0	1	0	0	0	0	0	0	9	9	0.00	0.500
Bill Connors, R (10, 1) ERA: 10.13	0.2	L	5	3	2	2	0	0	0	0	0	0	0	5	5	27.00	4.500

PITCHER	IP	WLS	BF	H	R	ER	SO	BB	IBB	HBP	BLK	WP	HR	S	P	ERA	WHIP

BOTTOM

New York Mets @ Atlanta Braves

Atlanta Stadium, Atlanta, GA

Wed Jul 24 1968, 7:05 PM EDT

Att. 8,094 - Unknown

livebaseballscorecards.com

AB	34
R	3
H	9
RBI	3
BB	2
SO	3
LOB	14

WP: 0 PB: 0 SB: 1 CS: 0 PA: 38

New York Mets @ Atlanta Braves

Atlanta Stadium, Atlanta, GA

Thu Jul 25 1968, 7:05 PM EDT
Att. 9,306 - Unknown

TOP

Batter	1	2	3	4	5	6	7	8	9	AB	R	H	RBI	BB	SO	LOB
Bud Harrelson, S (1, 6) OBP: 0.265, SLG: 0.252	x 0-0 F5 ①		x 0-0 4-3 ③			x 0-0 F9 ②		x 0-0 F7 ②		4	0	0	0	0	0	1
Larry Stahl, L (1, 8) OBP: 0.267, SLG: 0.214	S S S 0-3 K2-3 ②			x 0-0 F9 ①		x 0-0 4-3 ③		x 0-0 4-3 ③		4	0	0	0	0	1	0
J.C. Martin, L (1, 2) OBP: 0.305, SLG: 0.284	x 0-0 F8 ③			S S S 0-3 K ②			x 0-0 F7 ①		x 0-0 F7 ①	4	0	0	0	0	1	0
Ed Charles, R (1, 5) OBP: 0.352, SLG: 0.476		x 0-0 6-3 ①		x 0-0 1B			x 0-0 1B 2B 2B		x 0-0 5-3 ②	4	1	2	0	0	0	0
Ed Kranepool, L (1, 3) OBP: 0.286, SLG: 0.332		x 0-0 F9 1B		x 0-0 4-3 ③			x 0-0 2B 2-3 1B		x 0-0 F8 ③	4	1	2	0	0	0	1
Art Shamsky, L (1, 7) OBP: 0.279, SLG: 0.381		x 0-0 F9 ② ③ 1-2			S S S 0-3 K ①		x 0-0 PB 1-H 3-H 2B			3	0	1	2	0	1	1
Ron Swoboda, R (1, 9) OBP: 0.339, SLG: 0.405			x 0-0 6-3 ①		x 0-0 6-3 ②		S S S 0-3 K ② 2-3			3	0	0	0	0	1	1
Jerry Buchek, R (1, 4) OBP: 0.265, SLG: 0.271			x 0-0 SH3-4 1B		x 0-0 P4 ③		x 0-0 6-3 ③			3	0	1	0	0	0	1
Dick Selma, R (1, 1) OBP: 0.233, SLG: 0.256			x 0-0 SH3-4 ② 1-2			x 0-0 5-3 ①		x 0-0 F7 ①		1	0	0	0	0	0	0
Kevin Collins, L (8, PH) OBP: 0.259, SLG: 0.310										1	0	0	0	0	0	0
Cal Koonce, R (8, 1)										0	0	0	0	0	0	0
Inning Stats	R: 0 E: 0 K: 1 S: 5 H: 0 LOB: 0 BB: 0 P: 5	R: 0 E: 0 K: 0 S: 3 H: 1 LOB: 0 BB: 0 P: 3	R: 0 E: 0 K: 0 S: 4 H: 1 LOB: 1 BB: 0 P: 4	R: 0 E: 0 K: 1 S: 6 H: 1 LOB: 1 BB: 0 P: 6	R: 0 E: 0 K: 1 S: 5 H: 0 LOB: 0 BB: 0 P: 5	R: 0 E: 0 K: 0 S: 3 H: 0 LOB: 0 BB: 0 P: 3	R: 2 E: 0 K: 1 S: 8 H: 3 LOB: 1 BB: 0 P: 8	R: 0 E: 0 K: 0 S: 3 H: 0 LOB: 0 BB: 0 P: 3	R: 0 E: 0 K: 0 S: 3 H: 0 LOB: 0 BB: 0 P: 3	1B: 4 2B: 2 3B: 0 HR: 0	SF: 0 SAC: 1 DP: 0 HBP: 0					

AB	31
R	2
H	6
RBI	2
BB	0
SO	4
LOB	5

WP: 0 PA: 32
PB: 1
SB: 0
CS: 0

PITCHER	IP	WLS	BF	H	R	ER	SO	BB	IBB	HBP	BLK	WP	HR	S	P	ERA	WHIP
Phil Niekro, R (1, 1) ERA: 2.92	9.0	W	32	6	2	2	4	0	0	0	0	0	0	40	40	2.00	0.667

PITCHER	IP	WLS	BF	H	R	ER	SO	BB	IBB	HBP	BLK	WP	HR	S	P	ERA	WHIP

livebaseballscorecards.com

New York Mets @ Atlanta Braves

Atlanta Stadium, Atlanta, GA

Thu Jul 25 1968, 7:05 PM EDT

Att. 9,306 - Unknown

BOTTOM

Batter	1	2	3	4	5	6	7	8	9	AB	R	H	RBI	BB	SO	LOB
Felipe Alou, R (1, 8) OBP: 0.339, SLG: 0.400	4-3			1-3		E 3B		6-3		4	1	1	0	0	0	0
Felix Millan, R (1, 4) OBP: 0.330, SLG: 0.351	BBBB CS BB			1-3		E5 1B HR 3-H		6-3		3	1	0	0	1	0	0
Hank Aaron, R (1, 9) OBP: 0.325, SLG: 0.475	F7 1-2			1B		HR 1B 1-2				3	1	2	0	0	0	1
Joe Torre, R (1, 2) OBP: 0.340, SLG: 0.404		BBBB G4-6-3 BB		F7		HR 1-H 2-H				2	1	1	3	1	0	1
Bob Johnson, R (1, 5) OBP: 0.300, SLG: 0.322		SSS K			F8	5-3				3	0	0	0	0	1	1
Tommie Aaron, R (1, 3) OBP: 0.325, SLG: 0.322		G4-6-3 1-2f			5-3		SSS K			3	0	0	0	0	1	1
Mike Lum, L (1, 7) OBP: 0.269, SLG: 0.327			SSS K		G3		SSS K			3	0	0	0	0	2	0
Marty Martinez, S (1, 6) OBP: 0.275, SLG: 0.222			6-3			3-1	6-3			3	0	0	0	0	0	0
Phil Niekro, R (1, 1) OBP: 0.091, SLG: 0.182			SSS K			6-3		4-3		3	0	0	0	0	1	0
Inning Stats	R: 0 E: 0 K: 0 S: 2 H: 0 LOB: 0 BB: 1 P: 6	R: 0 E: 0 K: 1 S: 4 H: 0 LOB: 0 BB: 1 P: 8	R: 0 E: 0 K: 2 S: 7 H: 0 LOB: 0 BB: 0 P: 7	R: 0 E: 0 K: 0 S: 4 H: 1 LOB: 1 BB: 0 P: 4	R: 0 E: 0 K: 0 S: 3 H: 0 LOB: 0 BB: 0 P: 3	R: 4 E: 1 K: 0 S: 7 H: 3 LOB: 0 BB: 0 P: 7	R: 0 E: 0 K: 2 S: 7 H: 0 LOB: 0 BB: 0 P: 7	R: 0 E: 0 K: 0 S: 3 H: 0 LOB: 0 BB: 0 P: 3		1B: 2 2B: 0 3B: 1 HR: 1 SF: 0 SAC: 0 DP: 1 HBP: 0						

livebaseballscorecards.com

AB	27
R	4
H	4
RBI	3
BB	2
SO	5
LOB	4

WP: 0 PB: 0 SB: 0 CS: 1 PA: 29

PITCHER		IP	WLS	BF	H	R	ER	SO	BB	IBB	HBP	BLK	WP	HR	S	P	ERA	WHIP
Dick Selma, R ERA: 1.95	(1, 1)	7.0	L	26	4	4	0	5	2	0	0	0	0	1	34	42	0.00	0.857
Cal Koonce, R ERA: 1.44	(8, 1)	1.0		3	0	0	0	0	0	0	0	0	0	0	3	3	0.00	0.000

PITCHER	IP	WLS	BF	H	R	ER	SO	BB	IBB	HBP	BLK	WP	HR	S	P	ERA	WHIP

Atlanta Braves @ Philadelphia Phillies

Connie Mack Stadium, Philadelphia, PA

Fri Jul 26 1968, 7:05 PM EDT

Unknown

TOP

livebaseballscorecards.com

Batter	1	2	3	4	5	6	7	8	9	AB	R	H	RBI	BB	SO	LOB
Felipe Alou, R (1, 8) OBP: 0.339, SLG: 0.402	F7		1B 1B 1-2		2B			P3	K 1B HR S S S	5	1	2	0	0	1	0
Felix Millan, R (1, 4) OBP: 0.334, SLG: 0.355	4-3		1B 1-2		5-3			FC6-4 1B	HR 1B 1-2	5	1	3	0	0	0	1
Hank Aaron, R (1, 9) OBP: 0.323, SLG: 0.479	K S S S		P6			L7		FC6-4 2B 1-2f	HR 1-H 2-H	5	2	1	3	0	1	3
Joe Torre, R (1, 2) OBP: 0.337, SLG: 0.404		6-3		P3		K S S S		WP 1B 2B 1-H	6-3	5	1	1	1	0	1	0
Tommie Aaron, R (1, 3) (8, 7) OBP: 0.324, SLG: 0.321		L9		F5		L7		1B 1B 2-H		4	0	1	1	0	0	0
Bob Johnson, R (1, 5) OBP: 0.328, SLG: 0.349		1B		1B			1-3	1B 1-2		4	0	3	0	0	0	0
Mike Lum, L (1, 7) OBP: 0.271, SLG: 0.337		K S S S		K S S S			1B 2B	F8		3	0	1	0	0	2	2
Deron Johnson, R (8, PH) (8, 3) OBP: 0.286, SLG: 0.311										1	0	0	0	0	0	2
Marty Martinez, S (1, 6) OBP: 0.280, SLG: 0.229			CS 1B		F7		G6-4-3 1B 2-3		P6	4	0	2	0	0	0	0
Ken Johnson, R (1, 1) OBP: 0.125, SLG: 0.129			K S S S		P6		G6-4-3 1-2f		L9	2	0	0	0	0	1	1
Mike Page, L (7, PH) OBP: 0.250, SLG: 0.143										1	0	0	0	0	0	2
George Stone, L (7, 1) OBP: 0.333, SLG: 0.333										0	0	0	0	0	0	0
Bob Tillman, R (9, PH) OBP: 0.234, SLG: 0.280										1	0	0	0	0	0	0
Claude Raymond, R (9, 1) OBP: 0.167, SLG: 0.167										0	0	0	0	0	0	0
Inning Stats	R: 0 E: 0 K: 1 S: 5 H: 0 LOB: 0 BB: 0 P: 5	R: 0 E: 0 K: 1 S: 6 H: 1 LOB: 1 BB: 0 P: 6	R: 0 E: 0 K: 1 S: 7 H: 3 LOB: 2 BB: 0 P: 7	R: 0 E: 0 K: 1 S: 6 H: 1 LOB: 1 BB: 0 P: 6	R: 0 E: 0 K: 0 S: 4 H: 1 LOB: 1 BB: 0 P: 4	R: 0 E: 0 K: 1 S: 5 H: 0 LOB: 0 BB: 0 P: 5	R: 0 E: 0 K: 0 S: 4 H: 2 LOB: 1 BB: 0 P: 4	R: 2 E: 0 K: 0 S: 7 H: 4 LOB: 2 BB: 0 P: 7	R: 3 E: 0 K: 1 S: 8 H: 2 LOB: 0 BB: 0 P: 8	1B: 10 2B: 3 3B: 0 HR: 1 SF: 0 SAC: 0 DP: 1 HBP: 0	WP: 1 PB: 1 SB: 0 CS: 1 PA: 40					

	AB	40
	R	5
	H	14
	RBI	5
	BB	0
	SO	6
	LOB	11

PITCHER		IP	WLS	BF	H	R	ER	SO	BB	IBB	HBP	BLK	WP	HR	S	P	ERA	WHIP
Rick Wise, R ERA: 4.17	(1, 1)	7.2		33	12	2	2	5	0	0	0	0	1	0	43	43	2.35	1.565
Grant Jackson, L ERA: 1.42	(8, 1)	1.1	L	7	2	3	0	1	0	0	0	0	0	1	9	9	0.00	1.500

PITCHER	IP	WLS	BF	H	R	ER	SO	BB	IBB	HBP	BLK	WP	HR	S	P	ERA	WHIP

Batter	1	2	3	4	5	6	7	8	9	AB	R	H	RBI	BB	SO	LOB
Tony Taylor, R (1, 5) OBP: 0.324, SLG: 0.315	L3-6 S 1B		1B		K		6-3		6-3	5	0	2	0	0	1	0
Cookie Rojas, R (1, 4) OBP: 0.260, SLG: 0.336	F7		P4		6-3			BB SH1 1B		4	0	1	0	0	0	2
Roberto Pena, R (1, 6) OBP: 0.348, SLG: 0.351	L3-6 1-3			F8		1B 1B		SH1 1-2		3	0	1	0	0	0	1
Dick Allen, R (1, 7) OBP: 0.354, SLG: 0.545		P5		5-3		K		FC5 BB IBB		3	0	0	0	1	1	1
Johnny Callison, L (1, 9) OBP: 0.306, SLG: 0.397		F9		3-1		G1-6-3 1-2 1B		K		4	0	1	0	0	1	2
Bill White, L (1, 3) OBP: 0.320, SLG: 0.380		1B			K	G1-6-3 1-2f		BB 1-2 2-3		3	0	1	0	1	1	2
Don Lock, R (1, 8) OBP: 0.306, SLG: 0.395		F3			1B HR 1B		HR	FC5 2-3f		4	2	2	1	0	0	4
Clay Dalrymple, L (1, 2) OBP: 0.280, SLG: 0.311			4-3		1B HR 1B 1-3		F8		P4	4	1	1	0	0	0	0
Rick Wise, R (1, 1) Grant Jackson, S (8, 1) John Briggs, L (9, PH) OBP: 0.354, SLG: 0.358			K		HR 1-H 3-H		F9		P4	3 0 1	1 0 0	1 0 0	3 0 0	0 0 0	1 0 0	0 0 0
Inning Stats	R: 0 H: 1 E: 0 LOB: 0 K: 0 BB: 0 S: 3 P: 3	R: 0 H: 1 E: 0 LOB: 1 K: 0 BB: 0 S: 4 P: 4	R: 0 H: 1 E: 0 LOB: 1 K: 1 BB: 0 S: 6 P: 6	R: 0 H: 0 E: 0 LOB: 0 K: 0 BB: 0 S: 3 P: 3	R: 3 H: 3 E: 0 LOB: 0 K: 2 BB: 0 S: 10 P: 10	R: 0 H: 2 E: 0 LOB: 1 K: 1 BB: 0 S: 6 P: 6	R: 1 H: 1 E: 0 LOB: 0 K: 0 BB: 0 S: 4 P: 4	R: 0 H: 1 E: 0 LOB: 3 K: 1 BB: 2 S: 6 P: 14	R: 0 H: 0 E: 0 LOB: 0 K: 0 BB: 0 S: 3 P: 3	1B: 8 SF: 0 2B: 1 SAC: 1 3B: 0 DP: 2 HR: 2 HBP: 0						

PITCHER		IP	WLS	BF	H	R	ER	SO	BB	IBB	HBP	BLK	WP	HR	S	P	ERA	WHIP
Ken Johnson, R ERA: 2.71	(1, 1)	6.0		24	8	3	3	4	0	0	0	0	0	1	32	32	4.50	1.333
George Stone, L ERA: 3.55	(7, 1)	2.0	W	10	2	1	1	1	1	1	0	0	0	1	10	18	4.50	1.500
Claude Raymond, R ERA: 2.97	(9, 1)	1.0	S	3	0	0	0	0	0	0	0	0	0	0	3	3	0.00	0.000

PITCHER	IP	WLS	BF	H	R	ER	SO	BB	IBB	HBP	BLK	WP	HR	S	P	ERA	WHIP

BOTTOM

Atlanta Braves @ Philadelphia Phillies

Connie Mack Stadium, Philadelphia, PA

Fri Jul 26 1968, 7:05 PM EDT

Unknown

livebaseballscorecards.com

AB	34
R	4
H	10
RBI	4
BB	2
SO	5
LOB	12

Atlanta Braves @ Philadelphia Phillies

Connie Mack Stadium, Philadelphia, PA

Fri Jul 26 1968, 7:05 PM EDT

Att. 16,334 - Unknown

TOP

livebaseballscorecards.com

Batter	1	2	3	4	5	6	7	8	9	AB	R	H	RBI	BB	SO	LOB
Felipe Alou, R (1, 8) OBP: 0.339, SLG: 0.401	K	K			6-3		1B			4	0	1	0	0	2	2
Felix Millan, R (1, 4) OBP: 0.333, SLG: 0.353	G6-3 1B		5-3		F8		G3			4	0	1	0	0	0	3
Tito Francona, L (1, 7) OBP: 0.405, SLG: 0.371	G6-3 1-2f		K		K			F7		4	0	0	0	0	2	1
Tommie Aaron, R (9, 7) OBP: 0.324, SLG: 0.321						K				0	0	0	0	0	0	0
Joe Torre, R (1, 3) OBP: 0.339, SLG: 0.422		1-3 1B 2B	4-3			K		HR		4	2	2	1	0	1	0
Bob Johnson, R (1, 5) OBP: 0.324, SLG: 0.343		1-3 2-3		1B		K		6-3		4	0	1	0	0	1	1
Deron Johnson, R (9, 5) OBP: 0.286, SLG: 0.311										0	0	0	0	0	0	0
Mike Page, L (1, 9) OBP: 0.333, SLG: 0.273		BB 1B 3-H 1B		K			1B 1B 1B	F7		4	1	2	1	0	1	1
Bob Tillman, R (1, 2) OBP: 0.234, SLG: 0.275		1B 1-2 BB		F7			K		5-3	3	0	0	0	1	1	2
Marty Martinez, S (1, 6) OBP: 0.279, SLG: 0.229		L8		L5			1B 1-2 1B		6-3	4	0	1	0	0	0	3
Milt Pappas, R (1, 1) OBP: 0.179, SLG: 0.148		1-2 2-H 1B			K		P4		5-3	2	0	1	1	0	1	0
Mike Lum, L (7, PH) OBP: 0.269, SLG: 0.333										1	0	0	0	0	0	2
Dick Kelley, R (7, 1) OBP: 0.182, SLG: 0.053										0	0	0	0	0	0	0
Cecil Upshaw, R (8, 1) OBP: 0.231, SLG: 0.167										1	0	0	0	0	0	0

Inning Stats	1	2	3	4	5	6	7	8	9
	R: 0 E: 0 K: 1 S: 5	H: 1 LOB: 0 BB: 0 P: 5	R: 2 E: 0 K: 1 S: 8	H: 3 LOB: 2 BB: 1 P: 12	R: 0 E: 0 K: 1 S: 5	H: 0 LOB: 0 BB: 0 P: 5	R: 0 E: 0 K: 1 S: 6	H: 1 LOB: 1 BB: 0 P: 6	R: 0 E: 0 K: 1 S: 5	H: 0 LOB: 0 BB: 0 P: 5	R: 0 E: 0 K: 3 S: 9	H: 0 LOB: 0 BB: 0 P: 9	R: 0 E: 0 K: 1 S: 8	H: 3 LOB: 3 BB: 0 P: 8	R: 1 E: 0 K: 0 S: 4	H: 1 LOB: 0 BB: 0 P: 4	R: 0 E: 0 K: 0 S: 3	H: 0 LOB: 0 BB: 0 P: 3

1B: 7	SF: 0	WP: 0	PA: 36
2B: 1	SAC: 0	PB: 0	
3B: 0	DP: 1	SB: 0	
HR: 1	HBP: 0	CS: 0	

AB	35
R	3
H	9
RBI	3
BB	1
SO	9
LOB	15

PITCHER	IP	WLS	BF	H	R	ER	SO	BB	IBB	HBP	BLK	WP	HR	S	P	ERA	WHIP
Jeff James, R (1, 1) ERA: 4.56	8.0	L	33	9	3	3	9	1	0	0	0	0	1	50	54	3.38	1.250
John Boozer, R (9, 1) ERA: 3.55	1.0		3	0	0	0	0	0	0	0	0	0	0	3	3	0.00	0.000

PITCHER	IP	WLS	BF	H	R	ER	SO	BB	IBB	HBP	BLK	WP	HR	S	P	ERA	WHIP

Atlanta Braves @ Philadelphia Phillies

Connie Mack Stadium, Philadelphia, PA

Fri Jul 26 1968, 7:05 PM EDT
Att. 16,334 - Unknown

livebaseballscorecards.com

Batter	1	2	3	4	5	6	7	8	9	AB	R	H	RBI	BB	SO	LOB
Tony Taylor, R (1, 5) OBP: 0.329, SLG: 0.321	6-3		E8 1-3 1B			1B		G4-6-3 1-2 1B		4	0	3	0	0	0	0
Cookie Rojas, R (1, 4) OBP: 0.257, SLG: 0.332	K		1-3			B2		G4-6-3 1-2f		4	0	0	0	0	1	5
Roberto Pena, R (1, 6) OBP: 0.343, SLG: 0.345	1-3			5-3		P6			4-3	4	0	0	0	0	0	1
Dick Allen, R (1, 7) OBP: 0.356, SLG: 0.554		F9		HR		1-3			3B 1B	4	2	2	1	0	0	1
Johnny Callison, L (1, 9) OBP: 0.306, SLG: 0.401		K		L4			K		1-H 3B	4	0	1	1	0	2	0
Bill White, L (1, 3) OBP: 0.315, SLG: 0.374		F7		F7			K		F3	4	0	0	0	0	1	1
Don Lock, R (1, 8) OBP: 0.297, SLG: 0.383			K		K		K		K	4	0	0	0	0	4	1
John Sullivan, L (1, 2) OBP: 0.417, SLG: 0.300			FC1-6 1B		F5			K		2	0	1	0	0	0	0
Mike Ryan, R (8, PH) OBP: 0.197, SLG: 0.203 (9, 2)										1	0	0	0	0	1	0
Jeff James, R (1, 1) OBP: 0.091, SLG: 0.091			FC1-6 E 1B 1-2f		K			1B 1B		2	0	0	0	0	1	1
Rick Joseph, R (8, PH) OBP: 0.292, SLG: 0.296										1	0	1	0	0	0	0
John Boozer, R (9, 1)										0	0	0	0	0	0	0

Inning Stats	1	2	3	4	5	6	7	8	9		
	R: 0 H: 0	R: 0 H: 0	R: 0 H: 2	R: 1 H: 1	R: 0 H: 0	R: 0 H: 1	R: 0 H: 0	R: 0 H: 2	R: 1 H: 2	1B: 6 SF: 0	WP: 0 PA: 34
	E: 0 LOB: 0	E: 0 LOB: 0	E: 1 LOB: 2	E: 0 LOB: 0	E: 0 LOB: 0	E: 0 LOB: 1	E: 0 LOB: 0	E: 0 LOB: 1	E: 0 LOB: 1	2B: 0 SAC: 0	PB: 0
	K: 1 BB: 0	K: 1 BB: 0	K: 1 BB: 0	K: 0 BB: 0	K: 2 BB: 0	K: 0 BB: 0	K: 3 BB: 0	K: 1 BB: 0	K: 1 BB: 0	3B: 1 DP: 1	SB: 0
	S: 5 P: 5	S: 5 P: 5	S: 7 P: 7	S: 4 P: 4	S: 7 P: 7	S: 4 P: 4	S: 9 P: 9	S: 6 P: 6	S: 7 P: 7	HR: 1 HBP: 0	CS: 0

PITCHER		IP	WLS	BF	H	R	ER	SO	BB	IBB	HBP	BLK	WP	HR	S	P	ERA	WHIP
Milt Pappas, R ERA: 4.49	(1, 1)	6.0	W	22	4	1	1	5	0	0	0	0	0	1	32	32	1.50	0.667
Dick Kelley, L ERA: 3.07	(7, 1)	1.1		6	2	0	0	4	0	0	0	0	0	0	14	14	0.00	1.500
Cecil Upshaw, R ERA: 2.32	(8, 1)	1.2	S	6	2	1	1	1	0	0	0	0	0	0	8	8	5.40	1.200

PITCHER	IP	WLS	BF	H	R	ER	SO	BB	IBB	HBP	BLK	WP	HR	S	P	ERA	WHIP

Batter	1	2	3	4	5	6	7	8	9	AB	R	H	RBI	BB	SO	LOB
Felipe Alou, R (1, 8) OBP: 0.336, SLG: 0.397	F3		E4 G5-4-3		5-3			6-3		4	0	0	0	0	0	1
Felix Millan, R (1, 4) OBP: 0.332, SLG: 0.350	BB		G5-4-3 1-2f			L4		6-3		3	0	0	0	1	0	1
Hank Aaron, R (1, 9) OBP: 0.320, SLG: 0.474	F8			6-3		L8		L7		4	0	0	0	0	0	1
Joe Torre, R (1, 3) OBP: 0.345, SLG: 0.425	BB 1-2			PB 1B		FC6-4 1B			4-3	3	0	2	0	1	0	0
Bob Johnson, R (1, 5) OBP: 0.306, SLG: 0.324	K			F3 1-2		FC6-4 1-2f			F8	4	0	0	0	0	1	4
Tommie Aaron, R (1, 7) OBP: 0.327, SLG: 0.321		BB G6-4-3		1-6-3			1B		P3	3	0	1	0	1	0	1
Bob Tillman, R (1, 2) OBP: 0.236, SLG: 0.276		G6-4-3 1-2f			1B		F8			3	0	1	0	0	0	2
Marty Martinez, S (1, 6) OBP: 0.275, SLG: 0.225		6-3			K		K			3	0	0	0	0	2	2
Jim Britton, R (1, 1) OBP: 0.150, SLG: 0.150			5-3		K		F9			2	0	0	0	0	1	1
Deron Johnson, R (7, PH) OBP: 0.285, SLG: 0.310										1	0	0	0	0	0	1
Claude Raymond, R (7, 1) OBP: 0.167, SLG: 0.167										0	0	0	0	0	0	0
Inning Stats	R: 0 E: 0 K: 1 S: 5 H: 0 LOB: 2 BB: 2 P: 13	R: 0 E: 0 K: 0 S: 2 H: 0 LOB: 0 BB: 1 P: 6	R: 0 E: 1 K: 0 S: 3 H: 0 LOB: 0 BB: 0 P: 3	R: 0 E: 0 K: 0 S: 4 H: 1 LOB: 1 BB: 0 P: 4	R: 0 E: 0 K: 2 S: 8 H: 1 LOB: 1 BB: 0 P: 8	R: 0 E: 0 K: 0 S: 4 H: 1 LOB: 1 BB: 0 P: 4	R: 0 E: 0 K: 1 S: 6 H: 1 LOB: 1 BB: 0 P: 6	R: 0 E: 0 K: 0 S: 3 H: 0 LOB: 0 BB: 0 P: 3	R: 0 E: 0 K: 0 S: 3 H: 0 LOB: 0 BB: 0 P: 3	1B: 4 2B: 0 3B: 0 HR: 0	SF: 0 SAC: 0 DP: 2 HBP: 0						

TOP

Atlanta Braves @ Philadelphia Phillies

Connie Mack Stadium, Philadelphia, PA

Sat Jul 27 1968, 7:05 PM EDT

Att. 12,020 - Unknown

livebaseballscorecards.com

AB	30
R	0
H	4
RBI	0
BB	3
SO	4
LOB	14

WP: 0 PB: 1 SB: 0 CS: 0 PA: 33

PITCHER		IP	WLS	BF	H	R	ER	SO	BB	IBB	HBP	BLK	WP	HR	S	P	ERA	WHIP
Woodie Fryman, L ERA: 2.22	(1, 1)	9.0	W	33	4	0	0	4	3	0	0	0	0	0	38	50	0.00	0.778

PITCHER		IP	WLS	BF	H	R	ER	SO	BB	IBB	HBP	BLK	WP	HR	S	P	ERA	WHIP

Batter	1	2	3	4	5	6	7	8	9	AB	R	H	RBI	BB	SO	LOB
Tony Taylor, R (1, 5) OBP: 0.328, SLG: 0.323	F9 SF7 2B		1-3		L9			K		4	1	1	0	0	1	0
Cookie Rojas, R (1, 4) OBP: 0.260, SLG: 0.334	F9 2-3		G1-6-3 1B			6-3		1B		4	0	2	0	0	0	1
Roberto Pena, R (1, 6) OBP: 0.342, SLG: 0.345	SF7 3-H		G1-6-3 1-2f			5-3		G6-4-3 1-2 1B		3	0	1	1	0	0	1
Dick Allen, R (1, 7) OBP: 0.352, SLG: 0.547	K			6-3		P6		G6-4-3 1-2f		4	0	0	0	0	1	2
Johnny Callison, L (1, 9) OBP: 0.309, SLG: 0.405		2B		BB			G3			2	0	1	0	1	0	0
Bill White, L (1, 3) OBP: 0.315, SLG: 0.373		K		F5			BB 1B			3	0	1	0	0	1	2
Don Lock, R (1, 8) OBP: 0.298, SLG: 0.378		1-3		K			1-2 BB			2	0	0	0	1	1	2
Clay Dalrymple, L (1, 2) OBP: 0.281, SLG: 0.307		IBB			K		K			2	0	0	0	1	2	2
Woodie Fryman, R (1, 1) OBP: 0.136, SLG: 0.107		F9			1-3		K			3	0	0	0	0	1	4
Inning Stats	R: 1 H: 1 E: 0 LOB: 0 K: 1 BB: 0 S: 6 P: 6	R: 0 H: 1 E: 0 LOB: 2 K: 1 BB: 1 S: 6 P: 10	R: 0 H: 1 E: 0 LOB: 0 K: 0 BB: 0 S: 3 P: 3	R: 0 H: 0 E: 0 LOB: 1 K: 1 BB: 1 S: 5 P: 9	R: 0 H: 0 E: 0 LOB: 0 K: 1 BB: 0 S: 5 P: 5	R: 0 H: 0 E: 0 LOB: 0 K: 0 BB: 0 S: 3 P: 3	R: 0 H: 1 E: 0 LOB: 2 K: 2 BB: 1 S: 8 P: 12	R: 0 H: 2 E: 0 LOB: 1 K: 1 BB: 0 S: 6 P: 6		1B: 4 SF: 1 2B: 2 SAC: 0 3B: 0 DP: 2 HR: 0 HBP: 0						

PITCHER		IP	WLS	BF	H	R	ER	SO	BB	IBB	HBP	BLK	WP	HR	S	P	ERA	WHIP
Jim Britton, R ERA: 2.55	(1, 1)	6.0	L	22	3	1	1	4	1	1	0	0	0	0	28	36	1.50	0.667
Claude Raymond, R ERA: 2.82	(7, 1)	2.0		9	3	0	0	3	1	0	0	0	0	0	14	18	0.00	2.000

PITCHER	IP	WLS	BF	H	R	ER	SO	BB	IBB	HBP	BLK	WP	HR	S	P	ERA	WHIP

BOTTOM

Atlanta Braves @ Philadelphia Phillies

Connie Mack Stadium, Philadelphia, PA

Sat Jul 27 1968, 7:05 PM EDT

Att. 12,020 - Unknown

livebaseballscorecards.com

AB	27
R	1
H	6
RBI	1
BB	3
SO	7
LOB	14

Atlanta Braves @ Philadelphia Phillies

Connie Mack Stadium, Philadelphia, PA

Sun Jul 28 1968, 3:33 AM EDT

Att. 8,173 - Unknown

livebaseballscorecards.com

Batter	1	2	3	4	5	6	7	8	9	AB	R	H	RBI	BB	SO	LOB
Felipe Alou, R (1, 8) OBP: 0.335, SLG: 0.396	6-3			E5		1B			F8	4	0	1	0	0	0	0
Felix Millan, R (1, 4) OBP: 0.329, SLG: 0.346	K			6-3		L3			1-3	4	0	0	0	0	1	2
Hank Aaron, R (1, 9) OBP: 0.317, SLG: 0.469	K			F7			6-3		6-3	4	0	0	0	0	1	1
Joe Torre, R (1, 2) OBP: 0.342, SLG: 0.420		L9		6-3			6-3			3	0	0	0	0	0	1
Tito Francona, L (1, 7) OBP: 0.404, SLG: 0.370		K			3-1		1B			3	0	1	0	0	1	0
Bob Johnson, R (1, 5) OBP: 0.293, SLG: 0.311		5-3			4-3		4-3			3	0	0	0	0	0	1
Tommie Aaron, R (1, 3) OBP: 0.327, SLG: 0.321			F5		K			G6-3 1B		3	0	1	0	0	1	0
Sonny Jackson, L (1, 6) OBP: 0.302, SLG: 0.285			G3			L8		G6-3 1-2f		3	0	0	0	0	0	1
Pat Jarvis, R (1, 1) OBP: 0.167, SLG: 0.155			F8			6-3		L6		1	0	0	0	0	0	0
Mike Page, L (6, PH) OBP: 0.308, SLG: 0.250										1	0	0	0	0	0	0
George Stone, L (6, 1) OBP: 0.333, SLG: 0.333										0	0	0	0	0	0	0
Mike Lum, L (8, PH) OBP: 0.266, SLG: 0.330										1	0	0	0	0	0	0
Ted Davidson, R (8, 1)										0	0	0	0	0	0	0

Inning Stats	1	2	3	4	5	6	7	8	9
	R: 0 E: 0 K: 2 S: 7	H: 0 LOB: 0 BB: 0 P: 7	R: 0 E: 0 K: 1 S: 5	H: 0 LOB: 0 BB: 0 P: 5	R: 0 E: 0 K: 0 S: 3	H: 0 LOB: 0 BB: 0 P: 3	R: 0 E: 1 K: 0 S: 4	H: 0 LOB: 1 BB: 0 P: 4	R: 0 E: 0 K: 1 S: 5	H: 0 LOB: 0 BB: 0 P: 5	R: 0 E: 0 K: 0 S: 4	H: 1 LOB: 1 BB: 0 P: 4	R: 0 E: 0 K: 0 S: 4	H: 1 LOB: 1 BB: 0 P: 4	R: 0 E: 0 K: 0 S: 3	H: 1 LOB: 0 BB: 0 P: 3	R: 0 E: 0 K: 0 S: 3	H: 0 LOB: 0 BB: 0 P: 3

1B: 3 SF: 0
2B: 0 SAC: 0
3B: 0 DP: 1
HR: 0 HBP: 0

WP: 0 PA: 30
PB: 0
SB: 0
CS: 0

TOP	
AB	30
R	0
H	3
RBI	0
BB	0
SO	4
LOB	6

PITCHER	IP	WLS	BF	H	R	ER	SO	BB	IBB	HBP	BLK	WP	HR	S	P	ERA	WHIP
Larry Jackson, R (1, 1) ERA: 2.86	9.0	W	30	3	0	0	4	0	0	0	0	0	0	38	38	0.00	0.333

PITCHER	IP	WLS	BF	H	R	ER	SO	BB	IBB	HBP	BLK	WP	HR	S	P	ERA	WHIP

Batter	1	2	3	4	5	6	7	8	9	AB	R	H	RBI	BB	SO	LOB
Tony Taylor, R (1, 5) OBP: 0.332, SLG: 0.337	E9 FC5-2-5-2 2B		1B 2B		1B SF8 2B		6-3			4	2	3	0	0	0	0
Cookie Rojas, R (1, 4) OBP: 0.262, SLG: 0.336	B5-3		1B SF9 2-H 1B		2-3 1B		F7			4	1	2	1	0	0	1
Roberto Pena, R (1, 6) OBP: 0.340, SLG: 0.345	FC5-2-5-2 PB 3-H		BB 1-3 1B		SF8 3-H			F9		3	0	1	1	0	0	1
Dick Allen, R (1, 7) OBP: 0.348, SLG: 0.541	1-3 2-3		SF9 3-H		F8			F8		3	0	0	1	0	0	2
Johnny Callison, L (1, 9) OBP: 0.308, SLG: 0.401		K	BB 1-2		4-3			L4		3	0	0	0	1	1	1
Bill White, L (1, 3) OBP: 0.312, SLG: 0.369		K	F2			G3				3	0	0	0	0	1	2
Don Lock, R (1, 8) OBP: 0.299, SLG: 0.372		BB 1-2		5-3		L5				2	0	0	0	1	0	0
Clay Dalrymple, L (1, 2) OBP: 0.276, SLG: 0.301		K		L3		K				3	0	0	0	0	2	1
Larry Jackson, R (1, 1) OBP: 0.129, SLG: 0.131			K	F8			5-3			3	0	0	0	0	1	0
Inning Stats	R: 0 E: 1 K: 0 S: 4 H: 1 LOB: 1 BB: 0 P: 4	R: 0 E: 0 K: 3 S: 9 H: 0 LOB: 1 BB: 1 P: 13	R: 2 E: 0 K: 1 S: 8 H: 3 LOB: 2 BB: 1 P: 12	R: 0 E: 0 K: 0 S: 3 H: 0 LOB: 0 BB: 0 P: 3	R: 1 E: 0 K: 0 S: 5 H: 2 LOB: 1 BB: 0 P: 5	R: 0 E: 0 K: 1 S: 5 H: 0 LOB: 0 BB: 0 P: 5	R: 0 E: 0 K: 0 S: 3 H: 0 LOB: 0 BB: 0 P: 3	R: 0 E: 0 K: 0 S: 3 H: 0 LOB: 0 BB: 0 P: 3		1B: 3 2B: 3 3B: 0 HR: 0	SF: 2 SAC: 0 DP: 0 HBP: 0					

PITCHER		IP	WLS	BF	H	R	ER	SO	BB	IBB	HBP	BLK	WP	HR	S	P	ERA	WHIP
Pat Jarvis, R ERA: 2.35	(1, 1)	5.0	L	23	6	3	3	4	2	0	0	0	0	0	29	37	5.40	1.600
George Stone, L ERA: 3.07	(6, 1)	2.0		6	0	0	0	1	0	0	0	0	0	0	8	8	0.00	0.000
Ted Davidson, L ERA: 6.35	(8, 1)	1.0		3	0	0	0	0	0	0	0	0	0	0	3	3	0.00	0.000

PITCHER	IP	WLS	BF	H	R	ER	SO	BB	IBB	HBP	BLK	WP	HR	S	P	ERA	WHIP

BOTTOM

Atlanta Braves @ Philadelphia Phillies

Connie Mack Stadium, Philadelphia, PA

Sun Jul 28 1968, 3:33 AM EDT

Att. 8,173 - Unknown

livebaseballscorecards.com

AB	28
R	3
H	6
RBI	3
BB	2
SO	5
LOB	8

Atlanta Braves @ Pittsburgh Pirates

Forbes Field, Pittsburgh, PA

Mon Jul 29 1968, 7:05 PM EDT

Att. 7,357 - Unknown

TOP

livebaseballscorecards.com

Batter	1	2	3	4	5	6	7	8	9	AB	R	H	RBI	BB	SO	LOB
Felipe Alou, R (1, 8) OBP: 0.334, SLG: 0.394	4-3		F4			F9		1B 2B 1B		4	1	1	0	0	0	0
Felix Millan, R (1, 4) OBP: 0.325, SLG: 0.342	F3		5-3			4-3		F9		4	0	0	0	0	0	1
Hank Aaron, R (1, 9) OBP: 0.321, SLG: 0.472	5-3			F9-3 1B			1B 1B	2B 1-2 1B		4	0	3	0	0	0	0
Joe Torre, R (1, 2) OBP: 0.344, SLG: 0.425		F9		F9-3 1-2			BB 1B 4-3 1-2 1B	1-3 2-H 2B		4	1	2	1	0	0	1
Bob Johnson, R (1, 5) OBP: 0.304, SLG: 0.312		B B B 4-0 1B BB		5-3			4-3 BB 1-2 1B	5-3		3	0	1	0	1	0	2
Deron Johnson, R (1, 3) OBP: 0.284, SLG: 0.306		F8			F4		B B B 4-0 4-3 1-2 2-3 BB		F6	3	0	0	0	1	0	1
Tommie Aaron, R (1, 7) OBP: 0.326, SLG: 0.320		1-2 1B			S S S K		4-3 1-2 2-3 3-H		6-3	4	0	1	1	0	1	2
Sonny Jackson, L (1, 6) OBP: 0.299, SLG: 0.282 Tito Francona, L (9, PH) OBP: 0.407, SLG: 0.374		5-3			6-3		4-3		1B	3 1	0 0	0 1	0 0	0 0	0 0	4 0
Ron Reed, R (1, 1) OBP: 0.196, SLG: 0.159 Bob Tillman, R (8, PH) OBP: 0.234, SLG: 0.274 Cecil Upshaw, R (8, 1) OBP: 0.231, SLG: 0.167 Mike Lum, L (9, PH) OBP: 0.264, SLG: 0.327			S S S K			S S S K		5-3	S S S K	2 1 0 1	0 0 0 0	0 0 0 0	0 0 0 0	2 0 0 1	0 0 0 1	0 0 0 1

Inning Stats	1	2	3	4	5	6	7	8	9
	R: 0 E: 0 K: 0 S: 3	H: 0 LOB: 0 BB: 0 P: 3	R: 0 E: 0 K: 0 S: 4	H: 1 LOB: 2 BB: 1 P: 8	R: 0 E: 0 K: 1 S: 5	H: 0 LOB: 0 BB: 0 P: 5	R: 0 E: 0 K: 0 S: 3	H: 1 LOB: 0 BB: 0 P: 3	R: 0 E: 0 K: 1 S: 5	H: 0 LOB: 0 BB: 0 P: 5	R: 0 E: 0 K: 1 S: 5	H: 0 LOB: 0 BB: 0 P: 5	R: 1 E: 0 K: 0 S: 5	H: 3 LOB: 2 BB: 1 P: 9	R: 1 E: 0 K: 0 S: 6	H: 3 LOB: 2 BB: 0 P: 6	R: 0 E: 0 K: 1 S: 6	H: 1 LOB: 1 BB: 0 P: 6

PITCHER		IP	WLS	BF	H	R	ER	SO	BB	IBB	HBP	BLK	WP	HR	S	P	ERA	WHIP	PITCHER		IP	WLS	BF	H	R	ER	SO	BB	IBB	HBP	BLK	WP	HR	S	P	ERA	WHIP
Bob Veale, L (1, 1) ERA: 1.98		9.0	W	36	9	2	2	4	2	0	0	0	0	0	42	50	2.00	1.222																			

AB	34
R	2
H	9
RBI	2
BB	2
SO	4
LOB	12

1B: 8	SF: 0	WP: 0	PA: 36
2B: 2	SAC: 0	PB: 0	
3B: 0	DP: 1	SB: 0	
HR: 0	HBP: 0	CS: 0	

Batter	1	2	3	4	5	6	7	8	9	AB	R	H	RBI	BB	SO	LOB
Maury Wills, S (1, 5) OBP: 0.333, SLG: 0.326	CS 1B 1B		4-3 ②			BBBB 4-0 SH1-4 1B BB		FC8-6 S 1B		3	1	2	0	1	0	0
Gene Alley, R (1, 6) OBP: 0.291, SLG: 0.310	CS 1-2 1B		F8 ③			SH1-4 ① 1-2		F7 ① 1-2		3	0	1	0	0	0	1
Matty Alou, L (1, 8) OBP: 0.368, SLG: 0.390	F5 ① ② 1-2 2-3			1B SF9 1B		F6 ②		FC8-6 ② ③ 2-3		4	1	1	0	0	0	4
Roberto Clemente, R (1, 9) OBP: 0.330, SLG: 0.464	F3 ③			G4-6-3 1-3 1B		1B 2-H 1B				3	0	2	1	0	0	1
Donn Clendenon, R (1, 3) OBP: 0.322, SLG: 0.373		F8 ①		SF9 ① 3-H		1-3 1B				2	0	1	1	0	0	0
Manny Mota, R (1, 7) OBP: 0.328, SLG: 0.322		F9 ② 1-2		G4-6-3 ② ③ 1-2f		2-3 ③				3	0	0	0	0	0	3
Bill Mazeroski, R (1, 4) OBP: 0.296, SLG: 0.294		HR			4-3 ①		F6 ①			3	1	1	1	0	0	0
Jerry May, R (1, 2) OBP: 0.304, SLG: 0.262		5-3 ③			SSS K ②		5-3 ②			3	0	0	0	0	1	0
Bob Veale, S (1, 1) OBP: 0.103, SLG: 0.089			SSS K ①		SSS K ③		4-3 ③			3	0	0	0	0	2	0
Inning Stats	R: 0 H: 2 E: 0 LOB: 1 K: 0 BB: 0 S: 4 P: 4	R: 1 H: 1 E: 0 LOB: 0 K: 0 BB: 0 S: 4 P: 4	R: 0 H: 0 E: 0 LOB: 0 K: 1 BB: 0 S: 5 P: 5	R: 1 H: 2 E: 0 LOB: 0 K: 0 BB: 0 S: 4 P: 4	R: 0 H: 0 E: 0 LOB: 0 K: 2 BB: 0 S: 7 P: 7	R: 1 H: 2 E: 0 LOB: 2 K: 0 BB: 1 S: 5 P: 9	R: 0 H: 0 E: 0 LOB: 0 K: 0 BB: 0 S: 3 P: 3	R: 0 H: 1 E: 0 LOB: 0 K: 0 BB: 0 S: 3 P: 3		1B: 7 SF: 1 2B: 1 SAC: 1 3B: 0 DP: 2 HR: 1 HBP: 0						WP: 0 PA: 30 PB: 0 SB: 1 CS: 2

PITCHER		IP	WLS	BF	H	R	ER	SO	BB	IBB	HBP	BLK	WP	HR	S	P	ERA	WHIP
Ron Reed, R ERA: 2.99	(1, 1)	7.0	L	27	7	3	3	3	1	0	0	0	0	1	32	36	3.86	1.143
Cecil Upshaw, R ERA: 2.29	(8, 1)	1.0		3	1	0	0	0	0	0	0	0	0	0	3	3	0.00	1.000

PITCHER	IP	WLS	BF	H	R	ER	SO	BB	IBB	HBP	BLK	WP	HR	S	P	ERA	WHIP

BOTTOM

Atlanta Braves @ Pittsburgh Pirates

Forbes Field, Pittsburgh, PA

Mon Jul 29 1968, 7:05 PM EDT

Att. 7,357 - Unknown

livebaseballscorecards.com

AB	27
R	3
H	8
RBI	3
BB	1
SO	3
LOB	9

Atlanta Braves @ Pittsburgh Pirates

Forbes Field, Pittsburgh, PA

Tue Jul 30 1968, 7:05 PM EDT

Unknown

TOP

livebaseballscorecards.com

Batter	1	2	3	4	5	6	7	8	9	AB	R	H	RBI	BB	SO	LOB
Bob Johnson, R (1, 5) OBP: 0.310, SLG: 0.317	5-3			BB, SH1-3, 1B	FC6-4, 1-2f, 2-3		P4		BB, 1B	5	1	2	0	0	0	3
Sonny Jackson, L (1, 6) OBP: 0.299, SLG: 0.281	5-3			SH1-3, 1-2	1-2, 3-H, 2B, 1B		F9		K	4	1	1	1	0	1	2
Tito Francona, L (1, 3) OBP: 0.416, SLG: 0.380	K			BB, BB	1-H, 2-H, 2B			1B, 2B, BB	1-2, BB	2	1	1	2	3	1	0
Joe Torre, R (1, 2) OBP: 0.340, SLG: 0.420 Bob Tillman, R (7, 2) OBP: 0.239, SLG: 0.279 Hank Aaron, R (9, PH) OBP: 0.320, SLG: 0.471		6-3		K	6-3			1-2, 2B, 1B	K2-3	3	0	0	0	0	1	3
										1	1	1	0	0	0	0
										1	0	0	0	0	1	2
Felipe Alou, R (1, 8) OBP: 0.336, SLG: 0.396		F9		FC, 1-2, 2-3, BB		F8		1-H, 2-H, 2B		3	0	1	2	1	0	0
Mike Page, L (1, 9) OBP: 0.294, SLG: 0.250		F8		FC, 1-2f		G4-6-3, 1B		F7		4	0	1	0	0	0	4
Mike Lum, L (1, 7) OBP: 0.263, SLG: 0.324			F9	FC6-4, 1B, 1B		G4-6-3, 1-2f		G3		4	1	1	0	0	0	2
Felix Millan, R (1, 4) OBP: 0.324, SLG: 0.341			P6	F7			F8, 1B	K		4	0	1	0	0	1	2
Ken Johnson, R (1, 1) OBP: 0.147, SLG: 0.152 George Stone, L (5, 1) OBP: 0.250, SLG: 0.250 Wayne Causey, L (9, PH) OBP: 0.258, SLG: 0.179			K	FC6-4, 1-2, 1B			F8		5-3	2	0	1	0	0	1	0
										1	0	0	0	0	0	1
										1	0	0	0	0	0	0

Inning Stats	1	2	3	4	5	6	7	8	9
	R: 0 E: 0 K: 1 S: 5	H: 0 LOB: 0 BB: 0 P: 5	R: 0 E: 0 K: 0 S: 3	H: 0 LOB: 0 BB: 0 P: 3	R: 0 E: 0 K: 1 S: 5	H: 0 LOB: 0 BB: 0 P: 5	R: 0 E: 0 K: 1 S: 6	H: 1 LOB: 3 BB: 2 P: 14	R: 3 E: 1 K: 0 S: 7	H: 4 LOB: 1 BB: 0 P: 7	R: 0 E: 0 K: 0 S: 3	H: 1 LOB: 0 BB: 0 P: 3	R: 0 E: 0 K: 0 S: 4	H: 1 LOB: 1 BB: 0 P: 4	R: 2 E: 0 K: 1 S: 7	H: 2 LOB: 1 BB: 1 P: 11	R: 0 E: 0 K: 2 S: 8	H: 1 LOB: 2 BB: 1 P: 12

	AB	35
	R	5
	H	10
	RBI	5
	BB	4
	SO	6
	LOB	19

1B: 8 SF: 0
2B: 2 SAC: 1
3B: 0 DP: 1
HR: 0 HBP: 0

WP: 0 PA: 40
PB: 0
SB: 0
CS: 0

PITCHER	IP	WLS	BF	H	R	ER	SO	BB	IBB	HBP	BLK	WP	HR	S	P	ERA	WHIP
Steve Blass, R (1, 1) ERA: 2.67	7.1	W	33	9	5	2	3	3	0	0	0	0	0	36	48	2.46	1.636
Tommie Sisk, R (8, 1) ERA: 3.34	1.2	S	7	1	0	0	3	1	0	0	0	0	0	12	16	0.00	1.200

PITCHER	IP	WLS	BF	H	R	ER	SO	BB	IBB	HBP	BLK	WP	HR	S	P	ERA	WHIP

Atlanta Braves @ Pittsburgh Pirates

Forbes Field, Pittsburgh, PA

Tue Jul 30 1968, 7:05 PM EDT

Unknown

BOTTOM

livebaseballscorecards.com

Batter	1	2	3	4	5	6	7	8	9	AB	R	H	RBI	BB	SO	LOB
Maury Wills, S (1, 5) OBP: 0.332, SLG: 0.325	4-3		F8	E3 2-H 1B		4-3		F8		5	0	1	0	0	0	0
Gene Alley, R (1, 6) OBP: 0.293, SLG: 0.310	FC6-4 1B			5-3 F9		BBBB 2B BB		1-3		4	0	1	0	1	0	1
Matty Alou, L (1, 8) OBP: 0.369, SLG: 0.396	FC6-4 1-2f			3B 2B	F7	1-3 2B		L6		5	1	2	0	0	0	1
Roberto Clemente, R (1, 9) OBP: 0.334, SLG: 0.471	4-3			E 2-H 3B	1B 1B 1B 1B	IBB				3	2	2	1	1	0	1
Donn Clendenon, R (1, 3) OBP: 0.321, SLG: 0.371		K		6-3	1B 1-2 1B	K				4	1	1	0	0	2	4
Manny Mota, R (1, 7) OBP: 0.330, SLG: 0.326		F8		E8 1B 3-H 1B	1B 1-2 2-3 1B	F8				4	1	2	1	0	0	3
Bill Mazeroski, R (1, 4) OBP: 0.295, SLG: 0.291		6-3		1B 2B IBB	P6		4-3			3	1	0	0	1	0	3
Jerry May, R (1, 2) OBP: 0.306, SLG: 0.266			P4	2B 1-2 2-H 1B	1-3 2-H 3-H 1B		F8			4	1	2	3	0	0	0
Steve Blass, R (1, 1) OBP: 0.128, SLG: 0.136 Tommie Sisk, R (8, 1) OBP: 0.167, SLG: 0.063			1-3	E 1-H 2-H 2B	G3		6-3			4 0	1 0	1 0	2 0	0 0	0 0	2 0

	AB	36
	R	8
	H	12
	RBI	7
	BB	3
	SO	2
	LOB	15

Inning Stats	1	2	3	4	5	6	7	8	9
	R: 0 H: 1 E: 0 LOB: 1 K: 0 BB: 0 S: 4 P: 4	R: 0 H: 0 E: 0 LOB: 0 K: 1 BB: 0 S: 5 P: 5	R: 0 H: 0 E: 0 LOB: 0 K: 0 BB: 0 S: 3 P: 3	R: 6 H: 6 E: 2 LOB: 1 K: 0 BB: 1 S: 9 P: 13	R: 2 H: 4 E: 0 LOB: 2 K: 0 BB: 0 S: 7 P: 7	R: 0 H: 1 E: 0 LOB: 3 K: 1 BB: 2 S: 6 P: 14	R: 0 H: 0 E: 0 LOB: 0 K: 0 BB: 0 S: 3 P: 3	R: 0 H: 0 E: 0 LOB: 0 K: 0 BB: 0 S: 3 P: 3	

	1B: 8	SF: 0	WP: 0	PA: 39
	2B: 3	SAC: 0	PB: 0	
	3B: 1	DP: 0	SB: 0	
	HR: 0	HBP: 0	CS: 0	

PITCHER		IP	WLS	BF	H	R	ER	SO	BB	IBB	HBP	BLK	WP	HR	S	P	ERA	WHIP
Ken Johnson, R ERA: 3.18	(1, 1)	4.2	L	26	11	8	7	1	0	1	0	0	0	0	27	31	13.50	2.357
George Stone, L ERA: 2.5	(5, 1)	3.1		13	1	0	0	1	1	1	0	0	0	0	13	21	0.00	0.600

PITCHER	IP	WLS	BF	H	R	ER	SO	BB	IBB	HBP	BLK	WP	HR	S	P	ERA	WHIP

Atlanta Braves @ Pittsburgh Pirates

Forbes Field, Pittsburgh, PA

Tue Jul 30 1968, 7:05 PM EDT

Att. 11,624 - Unknown

TOP

livebaseballscorecards.com

Batter	1	2	3	4	5	6	7	8	9	10	AB	R	H	RBI	BB	SO	LOB
Sonny Jackson, L (1, 6) OBP: 0.294, SLG: 0.277	5-3	F8			F7		6-3			K2-3	5	0	0	0	0	1	2
Tito Francona, L (1, 7) OBP: 0.415, SLG: 0.381	1B		K			K	1B			F8	5	0	2	0	0	2	0
Hank Aaron, R (1, 9) OBP: 0.323, SLG: 0.472	G6-4-3 1-2		6-3			1B	F8			S	5	1	3	0	0	0	1
Joe Torre, R (1, 3) OBP: 0.338, SLG: 0.416	G6-4-3 1-2f		6-3			1B E 1-2		5-3		K 1-2	5	1	1	0	0	1	3
Felipe Alou, R (1, 8) OBP: 0.335, SLG: 0.395		PB 1B		6-3		F8		6-3			4	1	1	0	0	0	2
Deron Johnson, R (1, 5) OBP: 0.287, SLG: 0.307		1B FC5-2 1-2 BB		6-3		E 1-3 2-H		F8			3	1	1	1	1	0	0
Bob Tillman, R (1, 2) OBP: 0.244, SLG: 0.284		SH1-4 FC5-2 1-3 2-H		F9		E9 2-H 3-H				6-3	4	0	2	3	0	0	0
Felix Millan, R (1, 4) OBP: 0.321, SLG: 0.337		FC5-2 SH1-4 1-2 3-H			P6	4-3				L1-3	4	0	0	0	0	0	3
Phil Niekro, R (1, 1) OBP: 0.085, SLG: 0.170		SH1-4 1-2 2-3			5-3		6-3			P4	3	0	0	0	0	0	0
Inning Stats	R: 0 E: 0 K: 0 S: 4 H: 2 LOB: 1 BB: 0 P: 4	R: 1 E: 0 K: 0 S: 5 H: 2 LOB: 2 BB: 1 P: 9	R: 0 E: 0 K: 1 S: 5 H: 0 LOB: 0 BB: 0 P: 5	R: 0 E: 0 K: 0 S: 3 H: 0 LOB: 0 BB: 0 P: 3	R: 0 E: 0 K: 0 S: 3 H: 0 LOB: 0 BB: 0 P: 3	R: 3 E: 1 K: 1 S: 9 H: 4 LOB: 1 BB: 0 P: 9	R: 0 E: 0 K: 0 S: 4 H: 1 LOB: 1 BB: 0 P: 4	R: 0 E: 0 K: 0 S: 3 H: 0 LOB: 0 BB: 0 P: 3	R: 0 E: 0 K: 0 S: 3 H: 0 LOB: 0 BB: 0 P: 3	R: 0 E: 0 K: 2 S: 8 H: 1 LOB: 1 BB: 0 P: 8	1B: 10 2B: 0 3B: 0 HR: 0 SF: 0 SAC: 1 DP: 1 HBP: 0	WP: 0 PB: 1 SB: 1 CS: 0 PA: 40					

	AB	38
	R	4
	H	10
	RBI	4
	BB	1
	SO	4
	LOB	11

PITCHER	IP	WLS	BF	H	R	ER	SO	BB	IBB	HBP	BLK	WP	HR	S	P	ERA	WHIP
Jim Bunning, R (1, 1) ERA: 3.69	5.2		25	8	4	4	2	1	0	0	0	0	0	28	32	6.35	1.588
Ron Kline, R (6, 1) ERA: 1.3	4.1	W	15	2	0	0	2	0	0	0	0	0	0	19	19	0.00	0.462

PITCHER	IP	WLS	BF	H	R	ER	SO	BB	IBB	HBP	BLK	WP	HR	S	P	ERA	WHIP

Atlanta Braves @ Pittsburgh Pirates

Forbes Field, Pittsburgh, PA

Tue Jul 30 1968, 7:05 PM EDT

Att. 11,624 - Unknown

livebaseballscorecards.com

Batter	1	2	3	4	5	6	7	8	9	10	AB	R	H	RBI	BB	SO	LOB
Maury Wills, S (1, 5) OBP: 0.337, SLG: 0.335	0-0 1B G3 2B	0-0 2B		0-0 FC5-4 2-H 1B			0-0 4-3 SH3 1B		0-3 K ③		5	1	4	1	0	1	0
Gene Alley, R (1, 6) OBP: 0.292, SLG: 0.309	0-0 G3 WP 1B 2-3 1B	0-0 ③ 5-3		0-0 ③ FC5-4 1-2f			0-0 ① SH3 1-2			0-0 ① F8	4	1	1	0	0	0	2
Matty Alou, L (1, 8) OBP: 0.366, SLG: 0.393	0-0 ① G3 1-3 3-H		0-3 ① K		0-0 ① 5-3		0-0 ② 4-3 2-3			0-0 1B 4-3 1B	5	1	1	1	0	1	2
Donn Clendenon, R (1, 3) OBP: 0.327, SLG: 0.385	0-0 1B E 3-H 1B		0-0 4-3 1B		0-0 IHR		0-3 ③ K			0-0 4-3 1-3 1B	5	1	4	2	0	1	1
Manny Mota, R (1, 7) OBP: 0.328, SLG: 0.323	0-0 1-3 1B		0-0 ② 4-3 1-2		0-3 ② K			0-0 ① F9		0-0 ② 4-3 1-2 3-H	5	0	1	1	0	1	2
Gary Kolb, L (1, 9) OBP: 0.273, SLG: 0.344 Roberto Clemente, R (8, 9) OBP: 0.333, SLG: 0.470	0-0 ② P5		0-3 ③ K		0-0 ③ F8			0-0 ② 4-3			3 1	0 0	0 0	0 0	0 0	1 0	3 0
Bill Mazeroski, R (1, 4) OBP: 0.295, SLG: 0.290	0-0 ③ 5-3			0-0 PB SH1-3 1B 1B		0-0 ① G3		0-0 ③ F8			4	1	1	0	0	0	2
Carl Taylor, R (1, 2) OBP: 0.329, SLG: 0.258		0-0 ① 6-3		0-0 ① SH1-3 1-2		0-0 ② 5-3			0-0 ① 6-3		3	0	0	0	0	0	0
Jim Bunning, R (1, 1) OBP: 0.103, SLG: 0.128 Ron Kline, R (6, 1)		0-0 ② 1-3		0-0 ② F9		0-0 ③ L1-3			0-3 ② K		2 2	0 0	0 0	0 0	0 0	0 1	1 0
Inning Stats	R: 2 E: 1 K: 0 S: 7 H: 4 LOB: 2 BB: 0 P: 7	R: 0 E: 0 K: 0 S: 4 H: 1 LOB: 1 BB: 0 P: 4	R: 0 E: 0 K: 2 S: 8 H: 1 LOB: 1 BB: 0 P: 8	R: 1 E: 0 K: 0 S: 5 H: 2 LOB: 1 BB: 0 P: 5	R: 1 E: 0 K: 1 S: 6 H: 1 LOB: 0 BB: 0 P: 6	R: 0 E: 0 K: 0 S: 3 H: 0 LOB: 0 BB: 0 P: 3	R: 0 E: 0 K: 1 S: 6 H: 1 LOB: 1 BB: 0 P: 6	R: 0 E: 0 K: 0 S: 3 H: 0 LOB: 0 BB: 0 P: 3	R: 0 E: 0 K: 2 S: 7 H: 0 LOB: 0 BB: 0 P: 7	R: 1 E: 0 K: 0 S: 4 H: 2 LOB: 2 BB: 0 P: 4	1B: 9 2B: 2 3B: 0 HR: 1	SF: 0 SAC: 2 DP: 0 HBP: 0					

PITCHER	IP	WLS	BF	H	R	ER	SO	BB	IBB	HBP	BLK	WP	HR	S	P	ERA	WHIP
Phil Niekro, R (1, 1) ERA: 2.96	9.2	L	41	12	5	4	6	0	0	0	0	1	0	53	53	3.72	1.241

PITCHER	IP	WLS	BF	H	R	ER	SO	BB	IBB	HBP	BLK	WP	HR	S	P	ERA	WHIP

BOTTOM	
AB	39
R	5
H	12
RBI	5
BB	0
SO	6
LOB	13

WP: 1 PA: 41
PB: 1
SB: 0
CS: 0

Atlanta Braves @ New York Mets

Shea Stadium, Flushing, NY

Wed Jul 31 1968, 7:05 PM EDT

Att. 20,436 - Unknown

TOP

livebaseballscorecards.com

Batter	1	2	3	4	5	6	7	8	9	AB	R	H	RBI	BB	SO	LOB
Felipe Alou, R (1, 8) OBP: 0.338, SLG: 0.397	HBP PB 1B		K		BB 1B 1-2		6-3		CS 1B	5	0	3	0	0	1	1
Bob Johnson, R (1, 5) OBP: 0.315, SLG: 0.314	G3 1-2		2B 1B 1-2		K		2B BB		F9 1-2	4	1	1	0	1	1	4
Hank Aaron, R (1, 9) OBP: 0.330, SLG: 0.481	G5-3 HBP BB		FC9-6 2B 1-H 2-H		BB 1B 1-2 2-H		1-3 2B			3	0	3	3	1	0	0
Joe Torre, R (1, 2) OBP: 0.344, SLG: 0.414	1-2 2-3 HBP		FC9-6 2-3		1-2 2-3 BB		IBB			1	0	0	0	2	0	1
Deron Johnson, R (1, 3) OBP: 0.283, SLG: 0.302	G5-3 2-3f			K	K		F9			4	0	0	0	0	2	9
Tommie Aaron, R (1, 7) OBP: 0.320, SLG: 0.313		F8		F8		K		P3		4	0	0	0	0	1	0
Felix Millan, R (1, 4) OBP: 0.317, SLG: 0.333		6-3		6-3		F9		4-3		4	0	0	0	0	0	0
Marty Martinez, S (1, 6) OBP: 0.274, SLG: 0.226		5-3			FC1-6 1B	F9		F8		4	0	1	0	0	0	0
Milt Pappas, R (1, 1) OBP: 0.194, SLG: 0.138			1B 2B BB		FC1-6 1-2f		K		K	2	2	0	0	1	1	1
Claude Raymond, R (8, 1) OBP: 0.143, SLG: 0.143					1B 1B					1	0	0	0	0	1	0
Inning Stats	R: 0 E: 0 K: 0 S: 3 H: 1 LOB: 2 BB: 1 P: 8	R: 0 E: 0 K: 0 S: 3 H: 0 LOB: 0 BB: 0 P: 3	R: 2 E: 0 K: 1 S: 6 H: 2 LOB: 0 BB: 1 P: 10	R: 0 E: 0 K: 1 S: 5 H: 0 LOB: 0 BB: 0 P: 5	R: 1 E: 0 K: 2 S: 10 H: 3 LOB: 3 BB: 1 P: 14	R: 0 E: 0 K: 1 S: 5 H: 0 LOB: 0 BB: 0 P: 5	R: 0 E: 0 K: 1 S: 6 H: 1 LOB: 3 BB: 2 P: 14	R: 0 E: 0 K: 0 S: 3 H: 0 LOB: 0 BB: 0 P: 3	R: 0 E: 0 K: 1 S: 5 H: 1 LOB: 0 BB: 0 P: 5							

	AB	32
	R	3
	H	8
	RBI	3
	BB	5
	SO	7
	LOB	16

1B: 6 SF: 0 PA: 38
2B: 3 SAC: 0
3B: 0 DP: 2
HR: 0 HBP: 1

WP: 0
PB: 1
SB: 0
CS: 1

PITCHER	IP	WLS	BF	H	R	ER	SO	BB	IBB	HBP	BLK	WP	HR	S	P	ERA	WHIP
Jerry Koosman, L (1, 1) ERA: 1.83	9.0	L	38	8	3	3	7	4	1	1	0	0	0	46	67	3.00	1.333

PITCHER	IP	WLS	BF	H	R	ER	SO	BB	IBB	HBP	BLK	WP	HR	S	P	ERA	WHIP

Atlanta Braves @ New York Mets

Shea Stadium, Flushing, NY

Wed Jul 31 1968, 7:05 PM EDT

Att. 20,436 - Unknown

BOTTOM

Batter	1	2	3	4	5	6	7	8	9	AB	R	H	RBI	BB	SO	LOB
Bud Harrelson, S (1, 6) OBP: 0.256, SLG: 0.247	G3		F8	F7			G3		G4-6-3 1B	5	0	1	0	0	0	0
Larry Stahl, L (1, 8) OBP: 0.327, SLG: 0.340	E7 1B		HBP 1B 1B	F5			6-3		G4-6-3 1-2f	5	1	2	0	0	0	1
Cleon Jones, R (1, 7) OBP: 0.318, SLG: 0.448	F9		1B 2B 1-2 HBP		6-3		6-3			3	1	0	0	0	0	1
Ed Charles, R (1, 5) OBP: 0.356, SLG: 0.480	P3		P5		BB			SH2-4 1B		3	0	1	0	1	0	3
Ed Kranepool, L (1, 3) OBP: 0.292, SLG: 0.339		L6	2B 1-3 2-H 1B		K			SH2-4 1-2		3	0	1	1	0	1	1
Ron Swoboda, R (1, 9) OBP: 0.335, SLG: 0.397		5-3	1-3 3-H 2B		K			BB		3	0	1	1	1	1	1
J.C. Martin, L (1, 2) OBP: 0.312, SLG: 0.283		1B 1B	IBB			G3		K		3	0	1	0	1	1	2
Jerry Buchek, R (1, 4) OBP: 0.254, SLG: 0.252		1-3 1B	4-3			P6		P5		3	0	1	0	0	0	3
Art Shamsky, L (8, PH) OBP: 0.274, SLG: 0.369										1	0	0	0	0	0	2
Al Weis, S (9, 4) OBP: 0.243, SLG: 0.218										0	0	0	0	0	0	0
Jerry Koosman, R (1, 1) OBP: 0.081, SLG: 0.082		K		K		K			K	3	0	0	0	0	3	2
Kevin Collins, L (9, PH) OBP: 0.246, SLG: 0.292										1	0	0	0	0	1	0
Inning Stats	R: 0 H: 1 E: 1 LOB: 1 K: 0 BB: 0 S: 4 P: 4	R: 0 H: 2 E: 0 LOB: 2 K: 1 BB: 0 S: 7 P: 7	R: 2 H: 3 E: 0 LOB: 3 K: 0 BB: 1 S: 6 P: 11	R: 0 H: 0 E: 0 LOB: 0 K: 1 BB: 0 S: 5 P: 5	R: 0 H: 0 E: 0 LOB: 1 K: 2 BB: 1 S: 7 P: 11	R: 0 H: 0 E: 0 LOB: 0 K: 1 BB: 0 S: 5 P: 5	R: 0 H: 0 E: 0 LOB: 0 K: 0 BB: 0 S: 3 P: 3	R: 0 H: 1 E: 0 LOB: 2 K: 1 BB: 1 S: 6 P: 10	R: 0 H: 1 E: 0 LOB: 0 K: 1 BB: 0 S: 5 P: 5	1B: 7 SF: 0 2B: 1 SAC: 1 3B: 0 DP: 1 HR: 0 HBP: 1						

livebaseballscorecards.com

AB	33	
R	2	
H	8	
RBI	2	
BB	3	
SO	7	
LOB	16	

PITCHER		IP	WLS	BF	H	R	ER	SO	BB	IBB	HBP	BLK	WP	HR	S	P	ERA	WHIP
Milt Pappas, R ERA: 4.35	(1, 1)	7.1	W	33	7	2	2	5	2	1	1	0	0	0	39	52	2.46	1.227
Claude Raymond, R ERA: 2.7	(8, 1)	1.2	S	5	1	0	0	2	0	0	0	0	0	0	9	9	0.00	0.600

PITCHER	IP	WLS	BF	H	R	ER	SO	BB	IBB	HBP	BLK	WP	HR	S	P	ERA	WHIP

Atlanta Braves @ New York Mets

Shea Stadium, Flushing, NY

Thu Aug 01 1968, 3:33 AM EDT

Att. 18,580 - Unknown

TOP

Batter	1	2	3	4	5	6	7	8	9	AB	R	H	RBI	BB	SO	LOB
Felipe Alou, R (1, 8) OBP: 0.340, SLG: 0.403	0-0 WP FC5 2B	0-0 WP 1-3 SF7 2B		0-0 F2 ②		4-0 IBB			0-3 K ①	4	2	2	0	1	1	1
Wayne Causey, L (1, 4) OBP: 0.250, SLG: 0.174	0-0 F2 ① 2-3	0-0 SF7 ② 2-H 3-H		0-0 F2 ③		S S S 0-3 K ③			S S S 0-3 K ②	3	0	0	1	0	1	4
Felix Millan, R (8, 4) OBP: 0.317, SLG: 0.332										1	0	0	0	0	1	0
Hank Aaron, R (1, 9) OBP: 0.326, SLG: 0.475	0-0 FC5 1B 3-H	S S S 0-3 K ③			0-0 P6 ①		0-0 P5 ①		0-0 F8 ③	5	1	0	1	0	1	0
Joe Torre, R (1, 2) OBP: 0.342, SLG: 0.412	0-0 FC6-4 1B 2-H		0-0 1-3 ①		0-0 5-3 ②		0-0 5-3 ②			4	0	1	1	0	0	0
Tito Francona, L (1, 3) OBP: 0.413, SLG: 0.378	0-0 FC6-4 ② 1B 1-2f		0-0 4-3 ②		0-0 WP 1B		0-0 F9 ③			4	0	1	0	0	0	1
Deron Johnson, R (8, 3) OBP: 0.283, SLG: 0.302										0	0	0	0	0	0	0
Bob Johnson, R (1, 5) OBP: 0.323, SLG: 0.315	0-0 FC6-4 1B 1-2		B B B B 4-0 BB		0-0 F8 ③ 1-2			0-0 P3 ①		3	0	1	0	1	0	1
Mike Lum, L (1, 7) OBP: 0.263, SLG: 0.330	0-0 FC6-4 ③ 1-2f		0-0 P6 ③			0-0 2B ①		S S S 0-3 K ②		4	0	1	0	0	1	3
Marty Martinez, S (1, 6) OBP: 0.289, SLG: 0.235		0-0 2B WP 1B		H 1-0 SH3-4 HBP		B B B B 4-0 SH3-4 BB		0-0 1B		2	1	2	0	1	0	0
Jim Britton, R (1, 1) OBP: 0.150, SLG: 0.150		S S S 0-3 K ①		0-0 SH3-4 ① 1-2		0-0 SH3-4 ② 1-2		0-0 F8 ③		0	0	0	0	0	0	0
Cecil Upshaw, R (1, 1) OBP: 0.200, SLG: 0.143										2	0	0	0	0	1	2

	AB	32
	R	4
	H	8
	RBI	3
	BB	3
	SO	6
	LOB	12

livebaseballscorecards.com

Inning Stats																		
	R: 2	H: 3	R: 2	H: 2	R: 0	H: 0	R: 0	H: 0	R: 0	H: 1	R: 0	H: 1	R: 0	H: 0	R: 0	H: 1	R: 0	H: 0
	E: 1	LOB: 2	E: 0	LOB: 0	E: 0	LOB: 1	E: 0	LOB: 0	E: 0	LOB: 1	E: 0	LOB: 2	E: 0	LOB: 0	E: 0	LOB: 1	E: 0	LOB: 0
	K: 0	BB: 0	K: 2	BB: 0	K: 0	BB: 1	K: 0	BB: 0	K: 0	BB: 0	K: 1	BB: 2	K: 0	BB: 0	K: 1	BB: 0	K: 2	BB: 0
	S: 7	P: 7	S: 9	P: 9	S: 3	P: 7	S: 3	P: 4	S: 4	P: 4	S: 5	P: 13	S: 3	P: 3	S: 6	P: 6	S: 7	P: 7

	1B: 5	SF: 1
	2B: 3	SAC: 2
	3B: 0	DP: 0
	HR: 0	HBP: 1

	WP: 3	PA: 39
	PB: 0	
	SB: 0	
	CS: 0	

PITCHER		IP	WLS	BF	H	R	ER	SO	BB	IBB	HBP	BLK	WP	HR	S	P	ERA	WHIP
Don Cardwell, R ERA: 3.08	(1, 1)	5.1	L	26	7	4	4	2	2	0	1	0	3	0	27	36	6.75	1.688
Cal Koonce, R ERA: 1.5	(6, 1)	1.2		6	0	0	0	1	0	1	0	0	0	0	7	11	0.00	0.000
Ron Taylor, R ERA: 3.45	(8, 1)	2.0		7	1	0	0	3	0	0	0	0	0	0	13	13	0.00	0.500

PITCHER	IP	WLS	BF	H	R	ER	SO	BB	IBB	HBP	BLK	WP	HR	S	P	ERA	WHIP

Atlanta Braves @ New York Mets

Shea Stadium, Flushing, NY

Thu Aug 01 1968, 3:33 AM EDT

Att. 18,580 - Unknown

BOTTOM

Batter	1	2	3	4	5	6	7	8	9	AB	R	H	RBI	BB	SO	LOB
Jerry Buchek, R (1, 4) OBP: 0.254, SLG: 0.246	BBBB 4-0 1B BB 1B BB	x 0-0 ②③ G4-3 1-2f			x 0-0 ① 5-3		x 0-0 ② F8			3	1	0	0	1	0	1
Larry Stahl, L (1, 8) OBP: 0.339, SLG: 0.327	BBBB 4-0 1B 1-2 1B BB		BBBB 4-0 G6-4-3 BB		x 0-0 ② F8		x 0-0 ③ F7			2	1	0	0	2	0	0
Cleon Jones, R (1, 7) OBP: 0.320, SLG: 0.455	x 0-0 FC1-5 1B 1-2 2-3 1B		x 0-0 ①② G6-4-3 1-2f		x 0-0 3B			x 0-0 ① 5-3		4	0	2	0	0	0	1
Ed Kranepool, L (1, 3) OBP: 0.295, SLG: 0.339	x 0-0 FC1-5 1-2 2-H 3-H 1B		BBBB 4-0 1B BB		x 0-0 ③ F7			x 0-0 ② G3		3	0	1	2	1	0	1
Ron Swoboda, R (1, 9) OBP: 0.334, SLG: 0.395	x 0-0 ① FC1-5 1-2 2-3f		x 0-0 1-2 1B			x 0-0 ① F9		x 0-0 ③ 6-3		4	0	1	0	0	0	2
Jerry Grote, R (1, 2) OBP: 0.355, SLG: 0.340	x 0-0 ② F3	x 0-0 ③ 5-3			SSS 0-3 ② K				x 0-0 ① 5-3	4	0	0	0	0	1	4
Kevin Collins, L (1, 5) OBP: 0.246, SLG: 0.291	x 0-0 ③ 3-1			x 0-0 ① 4-3		x 0-0 1B			x 0-0 ② F7	4	0	1	0	0	0	2
Al Weis, S (1, 6) OBP: 0.244, SLG: 0.219 Art Shamsky, L (9, PH) OBP: 0.273, SLG: 0.368		x 0-0 G4-3 1B		x 0-0 ② F9		x 0-0 ③ F2			x 0-0 ③ F8	3 1	0 0	1 0	0 0	0 0	0 0	1 0
Don Cardwell, R (1, 1) OBP: 0.050, SLG: 0.125 Cal Koonce, R (6, 1) Don Bosch, S (7, PH) OBP: 0.233, SLG: 0.264 Ron Taylor, R (8, 1)		SSS 0-3 ① K		SSS 0-3 ③ K			x 0-0 ① F7			2 0 1 0	0 0 0 0	0 0 0 0	0 0 0 0	0 0 0 0	2 0 0 0	1 0 0 0
Inning Stats	R: 2 H: 2 E: 0 LOB: 2 K: 0 BB: 2 S: 5 P: 13	R: 0 H: 1 E: 0 LOB: 0 K: 1 BB: 0 S: 5 P: 5	R: 0 H: 1 E: 0 LOB: 2 K: 0 BB: 2 S: 3 P: 11	R: 0 H: 0 E: 0 LOB: 0 K: 1 BB: 0 S: 5 P: 5	R: 0 H: 1 E: 0 LOB: 1 K: 0 BB: 0 S: 4 P: 4	R: 0 H: 1 E: 0 LOB: 1 K: 1 BB: 0 S: 6 P: 6	R: 0 H: 0 E: 0 LOB: 0 K: 0 BB: 0 S: 3 P: 3	R: 0 H: 0 E: 0 LOB: 0 K: 0 BB: 0 S: 3 P: 3	R: 0 H: 0 E: 0 LOB: 0 K: 0 BB: 0 S: 3 P: 3	1B: 5 2B: 0 3B: 1 HR: 0	SF: 0 SAC: 0 DP: 2 HBP: 0			WP: 0 PB: 0 SB: 0 CS: 0		PA: 35	

livebaseballscorecards.com

AB	31
R	2
H	6
RBI	2
BB	4
SO	3
LOB	13

PITCHER		IP	WLS	BF	H	R	ER	SO	BB	IBB	HBP	BLK	WP	HR	S	P	ERA	WHIP
Jim Britton, R ERA: 2.8	(1, 1)	0.0		4	2	2	2	0	2	0	0	0	0	0	2	10	∞	∞
Cecil Upshaw, R ERA: 2.04	(1, 1)	9.0	W	31	4	0	0	3	2	0	0	0	0	0	35	43	0.00	0.667

PITCHER	IP	WLS	BF	H	R	ER	SO	BB	IBB	HBP	BLK	WP	HR	S	P	ERA	WHIP

Batter	1	2	3	4	5	6	7	8	9	AB	R	H	RBI	BB	SO	LOB
Pete Rose, S (1, 9) OBP: 0.387, SLG: 0.449	3-1		K			FC1-6 FC4-6 1-2f		1-3		4	0	0	0	0	1	1
Vada Pinson, L (1, 8) OBP: 0.313, SLG: 0.395	1B			P1		FC4-6 S 1-2f			G1-6-3 1B	4	0	2	0	0	0	1
Mack Jones, L (1, 7) OBP: 0.359, SLG: 0.409	F7			K		F7 1-2			G1-6-3 1-2f	4	0	0	0	0	1	3
Lee May, R (1, 3) OBP: 0.340, SLG: 0.471	K			2B 1B			1B P2-4-5-1 2B		6-3	4	0	2	0	0	1	1
Johnny Bench, R (1, 2) OBP: 0.313, SLG: 0.433		G6-4-3 1B		1-H 2B			P2-4-5-1 2-3 1B			3	0	3	0	0	0	0
Tony Perez, R (1, 5) OBP: 0.324, SLG: 0.392		G6-4-3 1-2f			5-3		P2-4-5-1 1-2 3-Hf			3	0	0	0	0	0	3
Giraldo Ruiz, S (1, 4) OBP: 0.300, SLG: 0.262		K			P6		F7			3	0	0	0	0	1	1
Woody Woodward, R (1, 6) OBP: 0.272, SLG: 0.236 Alex Johnson, R (8, PH) OBP: 0.345, SLG: 0.386 Leo Cardenas, R (8, 6) OBP: 0.275, SLG: 0.261			6-3		6-3			F9		0 1 0	0 0 0	0 0 0	0 0 0	0 0 0	0 0 0	0 0 0
George Culver, R (1, 1) OBP: 0.104, SLG: 0.125			B1			FC1-6 1B		K		3	0	1	0	0	1	0
Inning Stats	R: 0 E: 0 K: 1 S: 6 H: 1 LOB: 1 BB: 0 P: 6	R: 0 E: 0 K: 1 S: 5 H: 1 LOB: 0 BB: 0 P: 5	R: 0 E: 0 K: 1 S: 5 H: 0 LOB: 0 BB: 0 P: 5	R: 0 E: 0 K: 1 S: 6 H: 2 LOB: 2 BB: 0 P: 6	R: 0 E: 0 K: 0 S: 3 H: 0 LOB: 0 BB: 0 P: 3	R: 0 E: 0 K: 0 S: 4 H: 1 LOB: 1 BB: 0 P: 4	R: 0 E: 0 K: 0 S: 4 H: 2 LOB: 1 BB: 0 P: 4	R: 0 E: 0 K: 1 S: 5 H: 0 LOB: 0 BB: 0 P: 5	R: 0 E: 0 K: 0 S: 3 H: 1 LOB: 0 BB: 0 P: 3	1B: 6 2B: 3 3B: 0 HR: 0 SF: 0 SAC: 0 DP: 3 HBP: 0						

PITCHER	IP	WLS	BF	H	R	ER	SO	BB	IBB	HBP	BLK	WP	HR	S	P	ERA	WHIP
Ron Reed, R (1, 1) ERA: 2.81	9.0	W	31	8	0	0	5	0	0	0	0	0	0	41	41	0.00	0.889

PITCHER	IP	WLS	BF	H	R	ER	SO	BB	IBB	HBP	BLK	WP	HR	S	P	ERA	WHIP

TOP

Cincinnati Reds @ Atlanta Braves

Atlanta Stadium, Atlanta, GA

Sat Aug 03 1968, 7:05 PM EDT

Unknown

livebaseballscorecards.com

AB	29
R	0
H	8
RBI	0
BB	0
SO	5
LOB	10

WP: 0 PB: 0 SB: 1 CS: 0 PA: 31

Batter	1	2	3	4	5	6	7	8	9	AB	R	H	RBI	BB	SO	LOB
Felipe Alou, R (1, 8) OBP: 0.344, SLG: 0.407	F7		BB			2B		CS, 1B		3	0	2	1	1	0	0
Felix Millan, R (1, 4) OBP: 0.316, SLG: 0.331	S, 1B		K			5-3		1-3		4	0	1	0	0	1	3
Hank Aaron, R (1, 9) OBP: 0.324, SLG: 0.472	K			6-3		5-3				3	0	0	0	0	1	2
Joe Torre, R (1, 2) OBP: 0.342, SLG: 0.409	L6			G4-6-3, BB			P3			2	0	0	0	1	0	1
Tito Francona, L (1, 3) OBP: 0.412, SLG: 0.377		G4-6-3, 1B		G4-6-3			6-3			3	0	1	0	0	0	1
Deron Johnson, R (9, 3) OBP: 0.283, SLG: 0.302										0	0	0	0	0	0	0
Bob Johnson, R (1, 5) OBP: 0.323, SLG: 0.315		G4-6-3			6-3		1B			3	0	1	0	0	0	1
Mike Lum, L (1, 7) OBP: 0.256, SLG: 0.322		4-3			F7		4-3			3	0	0	0	0	0	1
Marty Martinez, S (1, 6) OBP: 0.289, SLG: 0.232			6-3		F7			SH1-4, 1B, BB		2	1	0	0	1	0	0
Ron Reed, R (1, 1) OBP: 0.188, SLG: 0.152			F9			K		SH1-4		2	0	0	0	0	1	0
Inning Stats	R: 0 E: 0 K: 1 S: 6 H: 1 LOB: 1 BB: 0 P: 6	R: 0 E: 0 K: 0 S: 3 H: 1 LOB: 0 BB: 0 P: 3	R: 0 E: 0 K: 1 S: 5 H: 0 LOB: 1 BB: 1 P: 9	R: 0 E: 0 K: 0 S: 2 H: 0 LOB: 0 BB: 1 P: 6	R: 0 E: 0 K: 0 S: 3 H: 0 LOB: 0 BB: 0 P: 3	R: 0 E: 0 K: 1 S: 6 H: 1 LOB: 1 BB: 0 P: 6	R: 0 E: 0 K: 0 S: 4 H: 1 LOB: 1 BB: 0 P: 4	R: 1 E: 0 K: 0 S: 3 H: 1 LOB: 0 BB: 1 P: 7		1B: 4 2B: 1 3B: 0 HR: 0 SF: 0 SAC: 1 DP: 2 HBP: 0						

PITCHER	IP	WLS	BF	H	R	ER	SO	BB	IBB	HBP	BLK	WP	HR	S	P	ERA	WHIP
George Culver, R (1, 1) ERA: 2.75	8.0	L	29	5	1	1	3	3	0	0	0	0	0	32	44	1.12	1.000

PITCHER	IP	WLS	BF	H	R	ER	SO	BB	IBB	HBP	BLK	WP	HR	S	P	ERA	WHIP

BOTTOM

Cincinnati Reds @ Atlanta Braves

Atlanta Stadium, Atlanta, GA

Sat Aug 03 1968, 7:05 PM EDT

Unknown

livebaseballscorecards.com

AB	25
R	1
H	5
RBI	1
BB	3
SO	3
LOB	9

WP: 0 PA: 29
PB: 0
SB: 2
CS: 1

Batter	1	2	3	4	5	6	7	8	9	AB	R	H	RBI	BB	SO	LOB
Pete Rose, S (1, 9) OBP: 0.386, SLG: 0.449	F7		2B	K			P6			4	0	1	0	0	1	2
Vada Pinson, L (1, 8) OBP: 0.310, SLG: 0.390	K		F8		F9			3-1		4	0	0	0	0	1	1
Alex Johnson, R (1, 7) OBP: 0.349, SLG: 0.399	E4 1B			2B 3B	K			1B 3B		4	2	3	0	0	1	0
Lee May, R (1, 3) OBP: 0.342, SLG: 0.474	K			1B 2B 3-H	5-3			G6-4-3 1B 3-H		4	1	2	2	0	1	1
Tommy Helms, R (1, 4) OBP: 0.326, SLG: 0.387		F9		1B 1B 2-H		5-3		G6-4-3 1-2f		4	1	1	1	0	0	1
Tony Perez, R (1, 5) OBP: 0.326, SLG: 0.401		F9		1B 1-2 G1-2-3 1B		P3			HR	4	1	2	1	0	0	0
Pat Corrales, R (1, 2) OBP: 0.176, SLG: 0.176 Clay Carroll, R (6, 1) OBP: 0.154, SLG: 0.154		P2		G1-2-3 HBP 1-3 2-H 1B		6-3			K	3	0	1	1	0	0	0
										0	0	0	0	0	0	0
Leo Cardenas, R (1, 6) OBP: 0.274, SLG: 0.258			P4	G1-2-3 HBP 1-2			6-3		F9	3	0	0	0	0	0	0
Gary Nolan, R (1, 1) OBP: 0.269, SLG: 0.273										0	0	0	0	0	0	0
Jay Ritchie, R (2, 1)			F8	G1-2-3 1-2 2-3 3-Hf			P6		P2	2	0	0	0	0	3	0
Johnny Bench, R (6, 2) OBP: 0.312, SLG: 0.431										2	0	0	0	0	0	0

Cincinnati Reds @ Atlanta Braves

Atlanta Stadium, Atlanta, GA

Sat Aug 03 1968, 7:05 PM EDT

Att. 23,961 - Unknown

livebaseballscorecards.com

TOP

	AB	R	H	RBI	BB	SO	LOB
	34	5	10	5	0	4	8

Inning Stats	1	2	3	4	5	6	7	8	9
R	0	0	0	3	0	0	0	1	1
E	1	0	0	0	0	0	0	0	0
K	2	0	0	1	1	0	0	0	1
S	8	3	4	9	5	3	3	4	6
H	1	0	1	5	0	0	0	2	1
LOB	1	0	1	2	0	0	0	0	0
BB	0	0	0	0	0	0	0	0	0
P	8	3	4	10	5	3	3	4	6

1B	5	SF	0
2B	2	SAC	0
3B	2	DP	2
HR	1	HBP	1

WP	0	PA	36
PB	0		
SB	0		
CS	0		

PITCHER		IP	WLS	BF	H	R	ER	SO	BB	IBB	HBP	BLK	WP	HR	S	P	ERA	WHIP
Pat Jarvis, R ERA: 2.47	(1, 1)	3.0		15	6	3	3	2	0	0	0	0	0	0	19	19	9.00	2.000
Ken Johnson, R ERA: 3.17	(4, 1)	6.0	L	21	4	2	2	3	0	0	1	0	0	1	26	27	3.00	0.667

PITCHER		IP	WLS	BF	H	R	ER	SO	BB	IBB	HBP	BLK	WP	HR	S	P	ERA	WHIP

Cincinnati Reds @ Atlanta Braves

Atlanta Stadium, Atlanta, GA

Sat Aug 03 1968, 7:05 PM EDT

Att. 23,961 - Unknown

livebaseballscorecards.com

BOTTOM

Batter	1	2	3	4	5	6	7	8	9	AB	R	H	RBI	BB	SO	LOB
Felix Millan, R (1, 4) OBP: 0.313, SLG: 0.328	P3		L3-6 2-3		P4			5-3		4	0	0	0	0	0	1
Tito Francona, L (1, 7) OBP: 0.409, SLG: 0.372	F8		5-3			BB E 2B		6-3		3	1	0	0	1	0	0
Felipe Alou, R (1, 8) OBP: 0.345, SLG: 0.410	S 1B 1B			P6		G3 1-H 2B		4-3		4	1	2	1	0	0	0
Joe Torre, R (1, 3) OBP: 0.341, SLG: 0.406	1-H 1B			6-3		G3 2-3			K	4	0	1	1	0	1	1
Bob Johnson, R (1, 5) OBP: 0.320, SLG: 0.313	L6			3B 1B		P2			6-3	4	1	1	0	0	0	2
Mike Lum, L (1, 9) OBP: 0.264, SLG: 0.353		F9		1-H 3B		G3			2B	4	0	2	1	0	0	1
Bob Tillman, R (1, 2) OBP: 0.240, SLG: 0.279 Hank Aaron, R (9, PH) OBP: 0.323, SLG: 0.471		P4		6-3			1-3		K	3 1	0 0	0 0	0 0	0 1	0 1	1 1
Marty Martinez, S (1, 6) OBP: 0.285, SLG: 0.228		F9			P5		5-3			3	0	0	0	0	0	0
Pat Jarvis, R (1, 1) OBP: 0.180, SLG: 0.186 Ken Johnson, R (4, 1) OBP: 0.139, SLG: 0.143			L3-6 2B		K		K			1 2	0 0	1 0	0 0	0 0	0 2	0 0
Inning Stats	R: 1 E: 0 K: 0 S: 5 H: 2 LOB: 1 BB: 0 P: 5	R: 0 E: 0 K: 0 S: 3 H: 0 LOB: 0 BB: 0 P: 3	R: 0 E: 0 K: 0 S: 3 H: 1 LOB: 0 BB: 0 P: 3	R: 1 E: 0 K: 0 S: 5 H: 2 LOB: 1 BB: 0 P: 5	R: 0 E: 0 K: 1 S: 5 H: 0 LOB: 0 BB: 0 P: 5	R: 1 E: 0 K: 0 S: 4 H: 1 LOB: 1 BB: 1 P: 8	R: 0 E: 0 K: 1 S: 5 H: 0 LOB: 0 BB: 0 P: 5	R: 0 E: 0 K: 0 S: 3 H: 0 LOB: 0 BB: 0 P: 3	R: 0 E: 0 K: 2 S: 8 H: 1 LOB: 1 BB: 0 P: 8	1B: 3 2B: 4 3B: 1 HR: 0 SF: 0 SAC: 0 DP: 1 HBP: 0						

	AB	33
	R	3
	H	7
	RBI	3
	BB	1
	SO	4
	LOB	7

PITCHER		IP	WLS	BF	H	R	ER	SO	BB	IBB	HBP	BLK	WP	HR	S	P	ERA	WHIP
Gary Nolan, R ERA: 2.58	(1, 1)	1.0		5	2	1	1	0	0	0	0	0	0	0	5	5	9.00	2.000
Jay Ritchie, R ERA: 3.55	(2, 1)	4.0		14	3	1	1	1	0	0	0	0	0	0	16	16	2.25	0.750
Clay Carroll, R ERA: 2.76	(6, 1)	4.0	W	15	2	1	1	3	1	0	0	0	0	0	20	24	2.25	0.750

PITCHER	IP	WLS	BF	H	R	ER	SO	BB	IBB	HBP	BLK	WP	HR	S	P	ERA	WHIP

Batter	1	2	3	4	5	6	7	8	9	10	11	12	AB	R	H	RBI	BB	SO	LOB
Pete Rose, S (1, 9) OBP: 0.390, SLG: 0.455	4-3 1B		CS 1B			F7	1-3 2-H 1B		3B 2B 3-H		F7		6	1	4	1	0	0	1
Vada Pinson, L (1, 8) OBP: 0.310, SLG: 0.397	4-3 1-2		K 1-2			6-3 1B 2B	P6		2-H 3B			4-3	6	1	2	1	0	1	4
Alex Johnson, R (1, 7) OBP: 0.349, SLG: 0.401	F8			WP 1B		6-3 2-3		F9	K			1B 2B	6	1	2	0	0	1	3
Lee May, R (1, 3) OBP: 0.341, SLG: 0.470 Giraldo Ruiz, S (12, 3) OBP: 0.300, SLG: 0.262	6-3			K 1-2		3-H 1B		P3		F8		1B IBB	5 0	0 0	1 0	1 0	1 0	1 0	2 0
Johnny Bench, R (1, 2) OBP: 0.312, SLG: 0.429		P3		F8		5-3		1B		5-3		1-3 2-H 3B 1B	6	1	2	1	0	0	2
Tony Perez, R (1, 5) OBP: 0.326, SLG: 0.404		BB		F7			6-3	P3		5-3		2-H 3B	5	0	1	1	1	0	2
Tommy Helms, R (1, 4) OBP: 0.328, SLG: 0.389		P3			F8		1B 1B 1B		F9 WP SH1-4 1B		6-3 SH 1B	4-3	6	2	3	0	0	0	2
Leo Cardenas, R (1, 6) OBP: 0.275, SLG: 0.259		K			G3		1-2 1B		SH1-4 1-2		SH 1-2		3	0	1	0	0	1	1
Tony Cloninger, R (1, 1) OBP: 0.200, SLG: 0.500 Mack Jones, L (7, PH) OBP: 0.357, SLG: 0.406 Clay Carroll, R (7, 1) OBP: 0.154, SLG: 0.154 Fred Whitfield, L (9, PH) OBP: 0.235, SLG: 0.240 Bob Lee, R (9, 1) OBP: 0.200, SLG: 0.200 Don Pavletich, R (11, PH) OBP: 0.333, SLG: 0.365 Jay Ritchie, R (11, 1)			K		6-3		F7		F9 2-3		6-3 2-3		0 1 0 1 0 1 0	0 0 0 0 0 0 0	0 0 0 0 0 0 0	0 0 0 0 0 0 0	0 0 0 0 0 0 0	0 0 0 0 0 0 0	0 2 0 1 0 1 0
Inning Stats	R: 0 E: 0 K: 0 S: 4 H: 1 LOB: 1 BB: 0 P: 4	R: 0 E: 0 K: 1 S: 5 H: 0 LOB: 1 BB: 1 P: 9	R: 0 E: 0 K: 2 S: 7 H: 1 LOB: 1 BB: 0 P: 7	R: 0 E: 0 K: 1 S: 6 H: 1 LOB: 1 BB: 0 P: 6	R: 0 E: 0 K: 0 S: 3 H: 0 LOB: 0 BB: 0 P: 3	R: 1 E: 0 K: 0 S: 5 H: 2 LOB: 1 BB: 0 P: 5	R: 1 E: 0 K: 0 S: 6 H: 3 LOB: 2 BB: 0 P: 6	R: 0 E: 0 K: 0 S: 4 H: 1 LOB: 1 BB: 0 P: 4	R: 2 E: 0 K: 1 S: 8 H: 3 LOB: 1 BB: 0 P: 8	R: 0 E: 0 K: 0 S: 3 H: 0 LOB: 0 BB: 0 P: 3	R: 0 E: 0 K: 0 S: 4 H: 1 LOB: 1 BB: 0 P: 4	R: 2 E: 0 K: 0 S: 5 H: 3 LOB: 1 BB: 1 P: 9						

PITCHER		IP	WLS	BF	H	R	ER	SO	BB	IBB	HBP	BLK	WP	HR	S	P	ERA	WHIP
Phil Niekro, R ERA: 2.95	(1, 1)	6.2		28	8	2	2	4	1	0	0	0	1	0	35	39	2.70	1.350
Claude Raymond, R ERA: 3.0	(7, 1)	2.0		9	3	2	2	0	0	0	0	0	1	0	9	9	9.00	1.500
Dick Kelley, L ERA: 3.05	(9, 1)	0.1		2	1	0	0	1	0	0	0	0	0	0	4	4	0.00	3.000
Jim Britton, R ERA: 2.76	(10, 1)	1.0		3	0	0	0	0	0	0	0	0	0	0	3	3	0.00	0.000
Cecil Upshaw, R ERA: 2.21	(11, 1)	2.0	L	10	4	2	2	0	0	1	0	0	0	0	9	13	9.00	2.000

PITCHER	IP	WLS	BF	H	R	ER	SO	BB	IBB	HBP	BLK	WP	HR	S	P	ERA	WHIP

TOP

Cincinnati Reds @ Atlanta Braves

Atlanta Stadium, Atlanta, GA

Sun Aug 04 1968, 3:33 AM EDT

Att. 14,507 - Unknown

livebaseballscorecards.com

AB	46
R	6
H	16
RBI	5
BB	2
SO	4
LOB	21

1B: 11	SF: 0	WP: 2	PA: 52
2B: 4	SAC: 2	PB: 0	
3B: 2	DP: 1	SB: 0	
HR: 0	HBP: 0	CS: 1	

Batter	1	2	3	4	5	6	7	8	9	10	11	12	AB	R	H	RBI	BB	SO	LOB
Wayne Causey, L (1, 4) OBP: 0.246, SLG: 0.198 Cecil Upshaw, R (11, 1) OBP: 0.200, SLG: 0.143	K		HR		F7		1-3		F7	F9			6	1	1	1	0	1	2
													0	0	0	0	0	0	0
Mike Lum, L (1, 7) OBP: 0.267, SLG: 0.352	E S 1B		K		F9		5-3		2B 1B	P2			6	2	2	0	0	1	2
Hank Aaron, R (1, 9) OBP: 0.323, SLG: 0.471	K 1-H		P3		F8		FC 1B		1-3 1B 2B		P4		6	1	2	0	0	1	0
Joe Torre, R (1, 3) (7, 2) OBP: 0.341, SLG: 0.405	4-3		K			K	FC 1-2f				FC 1B		6	0	2	2	0	2	1
Felipe Alou, R (1, 8) OBP: 0.347, SLG: 0.411		F7		1B FC1 BB		BB 2B FC7-6-2		6-3	FC5-4 IBB		F8		4	0	1	0	2	0	1
Bob Johnson, R (1, 5) OBP: 0.330, SLG: 0.317	E 1B			FC1 1-3 1B		FC7-6-2 BB IBB		P6	FC5-4 1-2f		FC 1-2f		5	0	2	0	1	0	3
Bob Tillman, R (1, 2) OBP: 0.238, SLG: 0.276 Tito Francona, L (6, PH) OBP: 0.414, SLG: 0.373 (7, 3)	E4 1-2		FC1 1-2 3-H			FC7-6-2 1-2 2-3 BB		FC 1B		SH BB		4-3	2	0	0	0	0	0	3
													2	0	1	0	2	0	0
Marty Martinez, S (1, 6) OBP: 0.278, SLG: 0.222	F8		K			FC7-6-2 1-2 2-3 3-Hf		FC 1-2f		SH 1-2		K	5	0	0	0	0	2	8
Phil Niekro, R (1, 1) OBP: 0.080, SLG: 0.160 Claude Raymond, R (7, 1) OBP: 0.143, SLG: 0.143 Dick Kelley, R (9, 1) OBP: 0.182, SLG: 0.053 Tommie Aaron, R (9, PH) OBP: 0.318, SLG: 0.312 Jim Britton, R (10, 1) OBP: 0.150, SLG: 0.150 Felix Millan, R (10, PH) OBP: 0.314, SLG: 0.327 (11, 4)	K		K			F3			K	IBB		P3	3	0	0	0	0	2	7
													0	0	0	0	0	0	0
													0	0	0	0	0	0	0
													1	0	0	0	0	1	0
													0	0	0	0	0	0	0
													1	0	0	0	1	0	0
Inning Stats	R: 1 H: 1 E: 0 LOB: 0 K: 2 BB: 0 S: 8 P: 8	R: 0 H: 1 E: 1 LOB: 2 K: 1 BB: 0 S: 7 P: 7	R: 1 H: 1 E: 0 LOB: 0 K: 2 BB: 0 S: 8 P: 8	R: 0 H: 1 E: 0 LOB: 2 K: 2 BB: 1 S: 8 P: 12	R: 0 H: 0 E: 0 LOB: 0 K: 0 BB: 0 S: 3 P: 3	R: 0 H: 1 E: 0 LOB: 3 K: 1 BB: 2 S: 6 P: 14	R: 0 H: 1 E: 0 LOB: 1 K: 0 BB: 0 S: 4 P: 4	R: 0 H: 1 E: 0 LOB: 1 K: 0 BB: 0 S: 4 P: 4	R: 2 H: 3 E: 0 LOB: 2 K: 1 BB: 1 S: 8 P: 12	R: 0 H: 0 E: 0 LOB: 2 K: 0 BB: 2 S: 3 P: 11	R: 0 H: 1 E: 0 LOB: 1 K: 0 BB: 0 S: 4 P: 4	R: 0 H: 0 E: 0 LOB: 0 K: 1 BB: 0 S: 5 P: 5	1B: 8 2B: 2 3B: 0 HR: 1	SF: 0 SAC: 1 DP: 0 HBP: 0	WP: 0 PB: 0 SB: 1 CS: 0	PA: 54			

PITCHER	IP	WLS	BF	H	R	ER	SO	BB	IBB	HBP	BLK	WP	HR	S	P	ERA	WHIP
Tony Cloninger, R (1, 1) ERA: 5.08	6.0		27	5	2	1	8	2	1	0	0	0	1	40	52	1.50	1.167
Clay Carroll, R (7, 1) ERA: 2.69	2.0		8	2	0	0	0	0	0	0	0	0	0	8	8	0.00	1.000
Bob Lee, R (9, 1) ERA: 4.47	2.0		12	3	2	2	1	1	2	0	0	0	0	11	23	9.00	2.000
Jay Ritchie, R (11, 1) ERA: 3.34	2.0	W	7	1	0	0	1	0	0	0	0	0	0	9	9	0.00	0.500

PITCHER	IP	WLS	BF	H	R	ER	SO	BB	IBB	HBP	BLK	WP	HR	S	P	ERA	WHIP

Cincinnati Reds @ Atlanta Braves

Atlanta Stadium, Atlanta, GA

Sun Aug 04 1968, 3:33 AM EDT

Att. 14,507 - Unknown

BOTTOM

livebaseballscorecards.com

AB	47
R	4
H	11
RBI	3
BB	6
SO	10
LOB	27

Batter	1	2	3	4	5	6	7	8	9	AB	R	H	RBI	BB	SO	LOB
Don Kessinger, S (1, 6) OBP: 0.300, SLG: 0.306	0-0 1B	0-3 K			0-0 F8			0-0 4-3		4	0	1	0	0	1	3
Glenn Beckert, R (1, 4) OBP: 0.308, SLG: 0.353	0-0 P5		0-0 6-3		0-0 5-3			0-0 1-3		4	0	0	0	0	0	1
Billy Williams, L (1, 7) OBP: 0.326, SLG: 0.452	0-0 F8		0-3 K			0-0 4-3		0-0 L6		4	0	0	0	0	1	1
Ron Santo, R (1, 5) OBP: 0.365, SLG: 0.426	0-0 4-3		0-0 14 2B 1B			0-0 5-3			0-3 K	4	0	1	0	0	1	1
14 Ernie Banks, R (1, 3) OBP: 0.304, SLG: 0.466		0-0 5-3	0-0 1-H 2B			0-0 HR			0-0 5-3	4	1	2	1	0	0	0
Randy Hundley, R (1, 2) OBP: 0.290, SLG: 0.307		0-0 1B BB 1B		0-3 K		0-0 F7			0-0 F9	4	0	1	0	0	1	0
Jim Hickman, R (1, 9) OBP: 0.273, SLG: 0.336		B B B B 4-0 1B 1-2 BB		0-0 F8			0-0 1-3			2	0	0	0	1	0	0
Adolfo Phillips, R (1, 8) OBP: 0.320, SLG: 0.383		0-0 1-2 2-3 1B		0-0 F9			0-0 L6			3	0	1	0	0	0	0
Gary Ross, R (1, 1) OBP: 0.111, SLG: 0.111		0-3 K			0-3 K		0-0 F8			0	0	0	0	0	0	0
Bill Stoneman, R (1, 1)										2	0	0	0	0	2	3
Jack Lamabe, R (6, 1) OBP: 0.200, SLG: 0.200										0	0	0	0	0	0	0
Al Spangler, L (7, PH) OBP: 0.344, SLG: 0.381										1	0	0	0	0	0	0
John Upham, L (7, 1)										0	0	0	0	0	0	0
Inning Stats	R: 0 E: 0 K: 0 S: 4 H: 1 LOB: 1 BB: 0 P: 4	R: 0 E: 0 K: 2 S: 9 H: 2 LOB: 3 BB: 1 P: 13	R: 0 E: 0 K: 1 S: 6 H: 2 LOB: 2 BB: 0 P: 6	R: 0 E: 0 K: 1 S: 5 H: 0 LOB: 0 BB: 0 P: 5	R: 0 E: 0 K: 1 S: 5 H: 0 LOB: 0 BB: 0 P: 5	R: 1 E: 0 K: 0 S: 4 H: 1 LOB: 0 BB: 0 P: 4	R: 0 E: 0 K: 0 S: 3 H: 0 LOB: 0 BB: 0 P: 3	R: 0 E: 0 K: 0 S: 3 H: 0 LOB: 0 BB: 0 P: 3	R: 0 E: 0 K: 1 S: 5 H: 0 LOB: 0 BB: 0 P: 5	1B: 4 2B: 1 3B: 0 HR: 1	SF: 0 SAC: 0 DP: 0 HBP: 0						

PITCHER		IP	WLS	BF	H	R	ER	SO	BB	IBB	HBP	BLK	WP	HR	S	P	ERA	WHIP
Milt Pappas, R ERA: 4.1	(1, 1)	9.0	W	33	6	1	1	6	1	0	0	0	0	1	44	48	1.00	0.778

PITCHER		IP	WLS	BF	H	R	ER	SO	BB	IBB	HBP	BLK	WP	HR	S	P	ERA	WHIP

TOP

Chicago Cubs @ Atlanta Braves

Atlanta Stadium, Atlanta, GA

Mon Aug 05 1968, 7:05 PM EDT
Att. 10,908 - Unknown - 80 F

livebaseballscorecards.com

AB	32
R	1
H	6
RBI	1
BB	1
SO	6
LOB	9

WP: 0 PB: 0 SB: 0 CS: 0 PA: 33

Batter	1	2	3	4	5	6	7	8	9	AB	R	H	RBI	BB	SO	LOB
Felipe Alou, R (1, 8) OBP: 0.350, SLG: 0.418	WP 2B	K			E 1B 1B	1B 2B				4	2	3	0	0	1	1
Mike Lum, L (1, 7) OBP: 0.274, SLG: 0.357	5-3 2-H	K			E7 G6-4-3 1-3 1B	2-H 1B				4	0	2	1	0	1	0
Hank Aaron, R (1, 9) OBP: 0.323, SLG: 0.469	BB BB 1B	1-3			G6-4-3 1-2f	F5				4	0	1	0	0	0	3
Joe Torre, R (1, 2) OBP: 0.343, SLG: 0.404	BB 1-2 BB	K				1B SF8 1B	F8			3	1	1	0	1	1	0
Tito Francona, L (1, 3) OBP: 0.416, SLG: 0.373 Deron Johnson, R (8, 3) OBP: 0.283, SLG: 0.302	G6-3 1-2 2-3 BB			4-3		1B HR 1-3 1B	F9			3 0	1 0	1 0	0 0	1 0	0 0	0 0
Bob Johnson, R (1, 5) OBP: 0.327, SLG: 0.311	G6-3 1-2f			8-4 1B BB		SF8 3-H	P4			2	0	0	1	1	0	3
Felix Millan, R (1, 4) OBP: 0.318, SLG: 0.332		6-3 1B		1-2 1B		HR 1-2 1B		6-3		4	1	3	0	0	0	0
Marty Martinez, S (1, 6) OBP: 0.273, SLG: 0.218		6-3 1-2		8-4 2-3f		K		1-3		4	0	0	0	0	1	5
Milt Pappas, R (1, 1) OBP: 0.200, SLG: 0.242		F3			K	HR 1-H 2-H		6-3		4	1	1	3	0	1	1
Inning Stats	R: 1 E: 0 K: 0 S: 4 H: 2 LOB: 2 BB: 2 P: 12	R: 0 E: 0 K: 1 S: 6 H: 1 LOB: 1 BB: 0 P: 6	R: 0 E: 0 K: 2 S: 7 H: 0 LOB: 0 BB: 0 P: 7	R: 0 E: 0 K: 0 S: 3 H: 1 LOB: 1 BB: 1 P: 7	R: 0 E: 1 K: 1 S: 6 H: 2 LOB: 1 BB: 0 P: 6	R: 5 E: 0 K: 1 S: 11 H: 6 LOB: 1 BB: 0 P: 11	R: 0 E: 0 K: 0 S: 3 H: 0 LOB: 0 BB: 0 P: 3	R: 0 E: 0 K: 0 S: 3 H: 0 LOB: 0 BB: 0 P: 3		1B: 9 2B: 3 3B: 0 HR: 1 SF: 1 SAC: 0 DP: 3 HBP: 0						

PITCHER		IP	WLS	BF	H	R	ER	SO	BB	IBB	HBP	BLK	WP	HR	S	P	ERA	WHIP
Gary Ross, R ERA: 4.41	(1, 1)	0.1		4	2	1	1	0	1	0	0	0	1	0	3	7	27.00	9.000
Bill Stoneman, R ERA: 4.57	(1, 1)	4.2	L	19	6	2	2	4	2	0	0	0	0	0	25	33	3.86	1.714
Jack Lamabe, R ERA: 4.58	(6, 1)	1.0		7	4	3	3	1	0	0	0	0	0	1	9	9	27.00	4.000
John Upham, L ERA:	(7, 1)	2.0		6	0	0	0	0	0	0	0	0	0	0	6	6	0.00	0.000

PITCHER	IP	WLS	BF	H	R	ER	SO	BB	IBB	HBP	BLK	WP	HR	S	P	ERA	WHIP

BOTTOM

Chicago Cubs @ Atlanta Braves

Atlanta Stadium, Atlanta, GA

Mon Aug 05 1968, 7:05 PM EDT

Att. 10,908 - Unknown - 80 F

livebaseballscorecards.com

AB	32
R	6
H	12
RBI	5
BB	3
SO	5
LOB	13

WP: 2 PB: 0 SB: 0 CS: 0 PA: 36

Batter	1	2	3	4	5	6	7	8	9	AB	R	H	RBI	BB	SO	LOB
Don Kessinger, S (1, 6) OBP: 0.301, SLG: 0.310	0-0 E 1B 1B	0-0 4-3 ①		0-0 SH1-3 2B	0-0 F8 ③		0-3 K ②			5	1	2	0	0	1	4
Glenn Beckert, R (1, 4) OBP: 0.307, SLG: 0.352	0-0 E6 1B SF 1-2	0-0 6-3 ②		0-0 SH1-3 ① 2-3		0-0 FC4-6 1B	0-0 1-3 ③			4	1	1	0	0	0	3
Billy Williams, L (1, 7) OBP: 0.324, SLG: 0.449	0-0 SF BB E 1B 1-3 2-H	0-0 4-3 ③		0-0 6-3 ②		0-0 FC4-6 ① BB 1-2f		0-0 G3 ①		5	1	1	1	0	0	2
Ron Santo, R (1, 5) OBP: 0.368, SLG: 0.423	B B B B 4-0 E SF FC5-2 1-2 BB		B B B B 4-0 1B 1B BB	0-0 F8 ③		B B B B 4-0 1-2 BB		0-0 5-3 ②		2	0	0	0	3	0	1
14 Ernie Banks, R (1, 3) OBP: 0.300, SLG: 0.459 Dick Nen, L (8, 3) OBP: 0.192, SLG: 0.310	S S S 0-3 K ①		0-0 L7 ①		0-0 5-3 ①	0-0 P4 ②		0-0 P4 ③		5 0	0 0	0 0	0 0	0 0	1 0	6 0
Al Spangler, L (1, 9) OBP: 0.341, SLG: 0.388 Jim Hickman, R (9, PH) OBP: 0.271, SLG: 0.333 (9, 9)	0-0 SF FC5-2 E 1-2 2-3 3-H		0-0 L9 ②		0-0 2B 2B	0-0 4-3 ③			0-0 5-3 ①	3 1	1 0	1 0	1 0	0 0	0 0	3 0
Randy Hundley, R (1, 2) OBP: 0.294, SLG: 0.314	0-0 E4 FC5-2 1-2 2-3 3-H		0-0 1B 1-2 1B		0-0 SH2 2-H 2B		0-0 1B SH1-3 1B		0-0 5-3 ②	5	0	3	2	0	0	2
Adolfo Phillips, R (1, 8) OBP: 0.322, SLG: 0.384	0-0 FC5-2 ② 1-2 2-3 3-Hf		0-0 1-2 2-3 1B		0-0 SH2 1B		0-0 SH1-3 ① 1-2		0-0 5-3 ③	4	0	2	0	0	0	3
Joe Niekro, R (1, 1) OBP: 0.160, SLG: 0.125 Phil Regan, R (8, 1) OBP: 0.200, SLG: 0.267	S S S 0-3 K ③		0-0 F9 ③		0-0 SH2 ② 1-2 2-3		0-0 2-3 1B			3 0	0 0	1 0	0 0	0 0	1 0	6 0
Inning Stats	R: 3 E: 3 K: 2 S: 12 H: 2 LOB: 3 BB: 1 P: 16	R: 0 E: 0 K: 0 S: 3 H: 0 LOB: 0 BB: 0 P: 3	R: 0 E: 0 K: 0 S: 5 H: 2 LOB: 3 BB: 1 P: 9	R: 0 E: 0 K: 0 S: 4 H: 1 LOB: 1 BB: 0 P: 4	R: 1 E: 0 K: 0 S: 6 H: 3 LOB: 2 BB: 0 P: 6	R: 0 E: 0 K: 0 S: 4 H: 1 LOB: 2 BB: 1 P: 8	R: 0 E: 0 K: 1 S: 7 H: 2 LOB: 2 BB: 0 P: 7	R: 0 E: 0 K: 0 S: 3 H: 0 LOB: 0 BB: 0 P: 3	R: 0 E: 0 K: 0 S: 3 H: 0 LOB: 0 BB: 0 P: 3	1B: 8 2B: 3 3B: 0 HR: 0	SF: 1 SAC: 3 DP: 0 HBP: 0						

PITCHER		IP	WLS	BF	H	R	ER	SO	BB	IBB	HBP	BLK	WP	HR	S	P	ERA	WHIP
Pat Jarvis, R ERA: 2.51	(1, 1)	4.1	L	25	7	4	2	2	2	0	0	0	0	0	27	35	4.15	2.077
Jim Britton, R ERA: 2.67	(5, 1)	2.2		13	4	0	0	1	1	0	0	0	0	0	14	18	0.00	1.875
Dick Kelley, L ERA: 2.97	(8, 1)	2.0		6	0	0	0	0	0	0	0	0	0	0	6	6	0.00	0.000

PITCHER	IP	WLS	BF	H	R	ER	SO	BB	IBB	HBP	BLK	WP	HR	S	P	ERA	WHIP

TOP

Chicago Cubs @ Atlanta Braves

Atlanta Stadium, Atlanta, GA

Tue Aug 06 1968, 7:05 PM EDT

Att. 10,602 - Unknown - 90 F

livebaseballscorecards.com

AB	37
R	4
H	11
RBI	4
BB	3
SO	3
LOB	30

WP: 0	PA: 44		
PB: 0			
SB: 0			
CS: 0			

Chicago Cubs @ Atlanta Braves

Atlanta Stadium, Atlanta, GA

Tue Aug 06 1968, 7:05 PM EDT

Att. 10,602 - Unknown - 90 F

BOTTOM

Batter	1	2	3	4	5	6	7	8	9	AB	R	H	RBI	BB	SO	LOB
Felipe Alou, R (1, 8) OBP: 0.355, SLG: 0.428	BBBB 4-0 1B BB		x 0-0 FC6-4 1B		x 0-0 ② L7			x 0-0 HR	x 0-0 1B	4	1	3	1	1	0	2
Mike Lum, L (1, 7) OBP: 0.264, SLG: 0.343	x 0-0 ① F8		x 0-0 ③ FC6-4 1-2f		x 0-0 ③ F5			x 0-0 ① F8	x 0-0 ③ 4-3	5	0	0	0	0	0	5
Hank Aaron, R (1, 9) OBP: 0.328, SLG: 0.481	x 0-0 G6-4-3 1-2 1B			x 0-0 HR		x 0-0 G6-4-3 1B		x 0-0 1B 2B 1B		4	2	4	1	0	0	0
Joe Torre, R (1, 2) OBP: 0.342, SLG: 0.402	x 0-0 ②③ G6-4-3 1-2f			x 0-0 ① 6-3		x 0-0 ①② G6-4-3 1-2f		x 0-0 2B 1-2 G5-2-3 1B		4	0	1	0	0	0	3
Tito Francona, L (1, 3) OBP: 0.421, SLG: 0.384		x 0-0 ① 5-3		x 0-0 G6-3 1B		x 0-0 1B		x 0-0 1-3 2-H 2B		4	0	3	1	0	0	0
Felix Millan, R (1, 4) OBP: 0.317, SLG: 0.329		S S S 0-3 ② K		x 0-0 ②③ G6-3 1-2f		S S S 0-3 ③ K		4-0 IBB		3	0	0	0	1	2	2
Bob Johnson, R (1, 5) OBP: 0.325, SLG: 0.308		x 0-0 ③ 6-3		x 0-0 1B 1B		x 0-0 ① 4-3		x 0-0 ②③ G5-2-3 3-Hf		4	0	1	0	0	0	3
Marty Martinez, S (1, 6) OBP: 0.273, SLG: 0.218			x 0-0 ① 1-3	x 0-0 1-2 1B		x 0-0 ② 2-3			x 0-0 ① 6-3	4	0	1	0	0	0	0
Pat Jarvis, R (1, 1) OBP: 0.177, SLG: 0.183			x 0-0 ② 4-3	x 0-0 ① P2		x 0-0 ③ F7			x 0-0 ② 5-3	1	0	0	0	0	0	0
Jim Britton, R (5, 1) OBP: 0.143, SLG: 0.143										1	0	0	0	0	0	2
Wayne Causey, L (7, PH) OBP: 0.245, SLG: 0.197										1	0	0	0	0	0	0
Dick Kelley, R (8, 1) OBP: 0.182, SLG: 0.053										0	0	0	0	0	0	0
Tommie Aaron, R (9, PH) OBP: 0.317, SLG: 0.310										1	0	0	0	0	0	0
Inning Stats	R: 0 E: 0 K: 0 S: 3 H: 1 LOB: 1 BB: 1 P: 7	R: 0 E: 0 K: 1 S: 5 H: 0 LOB: 0 BB: 0 P: 5	R: 0 E: 0 K: 0 S: 4 H: 1 LOB: 1 BB: 0 P: 4	R: 1 E: 0 K: 0 S: 4 H: 2 LOB: 0 BB: 0 P: 4	R: 0 E: 0 K: 0 S: 5 H: 2 LOB: 2 BB: 0 P: 5	R: 0 E: 0 K: 1 S: 6 H: 2 LOB: 1 BB: 0 P: 6	R: 0 E: 0 K: 0 S: 3 H: 0 LOB: 0 BB: 0 P: 3	R: 2 E: 0 K: 0 S: 6 H: 4 LOB: 2 BB: 1 P: 10	R: 0 E: 0 K: 0 S: 4 H: 1 LOB: 1 BB: 0 P: 4	1B: 10 2B: 1 3B: 0 HR: 2 SF: 0 SAC: 0 DP: 4 HBP: 0						

	AB	36
	R	3
	H	13
	RBI	3
	BB	2
	SO	2
	LOB	17

WP: 0 PA: 38
PB: 0
SB: 0
CS: 0

livebaseballscorecards.com

PITCHER		IP	WLS	BF	H	R	ER	SO	BB	IBB	HBP	BLK	WP	HR	S	P	ERA	WHIP
Joe Niekro, R ERA: 4.21	(1, 1)	7.0	W	28	9	2	2	2	1	0	0	0	0	2	31	35	2.57	1.429
Phil Regan, R ERA: 1.92	(8, 1)	2.0	S	10	4	1	1	0	0	1	0	0	0	0	9	13	4.50	2.000

PITCHER	IP	WLS	BF	H	R	ER	SO	BB	IBB	HBP	BLK	WP	HR	S	P	ERA	WHIP

Batter	1	2	3	4	5	6	7	8	9	AB	R	H	RBI	BB	SO	LOB
Don Kessinger, S (1, 6) OBP: 0.299, SLG: 0.307	E5 4-3		K		K			G3		4	0	0	0	0	2	0
Glenn Beckert, R (1, 4) OBP: 0.305, SLG: 0.349	4-3 1-2		F7		6-3			P6		4	0	0	0	0	0	1
Billy Williams, L (1, 7) OBP: 0.326, SLG: 0.448	BB		1B			4-3		4-3		3	0	1	0	1	0	0
John Upham, L (8, 7)										0	0	0	0	0	0	0
Ron Santo, R (1, 5) OBP: 0.364, SLG: 0.419	K		F9			P4			F9	4	0	0	0	0	1	3
14 Ernie Banks, R (1, 3) OBP: 0.299, SLG: 0.465	F7			F9		F7			HR	4	1	1	1	0	0	2
Randy Hundley, R (1, 2) OBP: 0.292, SLG: 0.311		F8		F9			F9		P5	3	0	0	0	0	0	0
John Felske, R (7, 2)										1	0	0	0	0	0	0
Jim Hickman, R (1, 9) OBP: 0.285, SLG: 0.379		F7		2B			HR		FC5-4 1B	4	1	3	1	0	0	0
Adolfo Phillips, R (1, 8) OBP: 0.321, SLG: 0.386		2B		K			5-3		FC5-4 1-2f	4	0	1	0	0	1	2
Ken Holtzman, R (1, 1) OBP: 0.123, SLG: 0.140		K			F9		6-3			1	0	0	0	0	1	1
Jose Arcia, R (5, PH) OBP: 0.224, SLG: 0.308										1	0	0	0	0	0	0
Jack Lamabe, R (5, 1) OBP: 0.200, SLG: 0.200										0	0	0	0	0	0	0
Lee Elia, R (7, PH) OBP: 0.125, SLG: 0.125										1	0	0	0	0	0	0
Gary Ross, R (7, 1) OBP: 0.111, SLG: 0.111										0	0	0	0	0	0	0
Inning Stats	R: 0 E: 1 K: 1 S: 6 H: 0 LOB: 2 BB: 1 P: 10	R: 0 E: 0 K: 1 S: 6 H: 1 LOB: 1 BB: 0 P: 6	R: 0 E: 0 K: 1 S: 6 H: 1 LOB: 1 BB: 0 P: 6	R: 0 E: 0 K: 1 S: 6 H: 1 LOB: 1 BB: 0 P: 6	R: 0 E: 0 K: 1 S: 5 H: 0 LOB: 0 BB: 0 P: 5	R: 0 E: 0 K: 0 S: 3 H: 0 LOB: 0 BB: 0 P: 3	R: 1 E: 0 K: 0 S: 4 H: 1 LOB: 0 BB: 0 P: 4	R: 0 E: 0 K: 0 S: 3 H: 0 LOB: 0 BB: 0 P: 3	R: 1 E: 0 K: 0 S: 5 H: 2 LOB: 1 BB: 0 P: 5	1B: 2 2B: 2 3B: 0 HR: 2	SF: 0 SAC: 0 DP: 0 HBP: 0						

PITCHER	IP	WLS	BF	H	R	ER	SO	BB	IBB	HBP	BLK	WP	HR	S	P	ERA	WHIP
George Stone, L (1, 1) ERA: 2.33	9.0	W	35	6	2	2	5	1	0	0	0	0	2	44	48	2.00	0.778

PITCHER	IP	WLS	BF	H	R	ER	SO	BB	IBB	HBP	BLK	WP	HR	S	P	ERA	WHIP

TOP

Chicago Cubs @ Atlanta Braves

Atlanta Stadium, Atlanta, GA

Wed Aug 07 1968, 7:05 PM EDT

Att. 8,432 - Unknown - 90 F

livebaseballscorecards.com

AB	34
R	2
H	6
RBI	2
BB	1
SO	5
LOB	9

Batter	1	2	3	4	5	6	7	8	9	AB	R	H	RBI	BB	SO	LOB
Felipe Alou, R (1, 8) OBP: 0.355, SLG: 0.427	F8	E9 1B 1-3 2-H 1B		P6		F7	FC5 WP 1-2 3-H 1B			5	0	2	2	0	0	2
Felix Millan, R (1, 4) OBP: 0.318, SLG: 0.328	5-3	2-3 3-H 1B			F8		5-3 1-2 2-3 BB			4	0	1	1	1	0	0
Hank Aaron, R (1, 9) OBP: 0.329, SLG: 0.480 Mike Lum, L (8, 9) OBP: 0.264, SLG: 0.343	5-3	P4			S 1B		1B 1B FC5			5 0	1 0	2 0	0 0	0 0	0 0	5 0
Joe Torre, R (1, 2) OBP: 0.343, SLG: 0.405		BB 1B 2B	6-3		L9 1-2		1B 1-2 2B 1B	L6		5	2	2	0	0	0	1
Bob Johnson, R (1, 5) OBP: 0.319, SLG: 0.304		L9	6-3		G3		2B 1-2 2-H E 1B	S S S K		5	1	1	1	0	1	2
Tommie Aaron, R (1, 7) OBP: 0.319, SLG: 0.317		P6	L5			1B FC6 1B	E2 1-H 2-H FC1-2 2B	F8		5	1	2	1	0	0	1
Deron Johnson, R (1, 3) OBP: 0.286, SLG: 0.302	I I I I	BB 1B IBB		5-3		FC6 1-3 1B	FC1-2 1B 3-H 1B			3	2	1	0	1	0	1
Marty Martinez, S (1, 6) OBP: 0.281, SLG: 0.225	B B B B	1B E 1-2 2-3 BB		SH1-4 1B		FC6 G3 1-2f 3-H	1B 1-2 1B 1B			3	2	2	1	1	0	1
George Stone, L (1, 1) OBP: 0.429, SLG: 0.429		E 1B 1-2 2-H 3-H 1B		SH1-4 1-2		G3 1-2	WP 1B 1-3 2-H 1B			3	1	2	3	0	0	1
Inning Stats	R: 0 E: 0 K: 0 S: 3 H: 0 LOB: 0 BB: 0 P: 3	R: 4 E: 1 K: 0 S: 7 H: 4 LOB: 2 BB: 2 P: 15	R: 0 E: 0 K: 0 S: 3 H: 0 LOB: 0 BB: 0 P: 3	R: 0 E: 0 K: 0 S: 4 H: 1 LOB: 1 BB: 0 P: 4	R: 0 E: 0 K: 0 S: 4 H: 1 LOB: 1 BB: 0 P: 4	R: 1 E: 0 K: 0 S: 5 H: 2 LOB: 1 BB: 0 P: 5	R: 5 E: 1 K: 0 S: 10 H: 7 LOB: 3 BB: 1 P: 14	R: 0 E: 0 K: 1 S: 5 H: 0 LOB: 0 BB: 0 P: 5		1B: 13 2B: 2 3B: 0 HR: 0 SF: 0 SAC: 1 DP: 0 HBP: 0						

PITCHER		IP	WLS	BF	H	R	ER	SO	BB	IBB	HBP	BLK	WP	HR	S	P	ERA	WHIP
Ken Holtzman, L ERA: 3.32	(1, 1)	4.0	L	19	5	4	4	0	1	1	0	0	0	0	17	25	9.00	1.500
Jack Lamabe, R ERA: 4.57	(5, 1)	2.0		9	3	1	1	0	0	0	0	0	0	0	9	9	4.50	1.500
Gary Ross, R ERA: 4.67	(7, 1)	2.0		14	7	5	2	1	1	0	0	0	1	0	15	19	9.00	4.000

PITCHER	IP	WLS	BF	H	R	ER	SO	BB	IBB	HBP	BLK	WP	HR	S	P	ERA	WHIP

BOTTOM

Chicago Cubs @ Atlanta Braves

Atlanta Stadium, Atlanta, GA

Wed Aug 07 1968, 7:05 PM EDT

Att. 8,432 - Unknown - 90 F

livebaseballscorecards.com

AB	38
R	10
H	15
RBI	9
BB	3
SO	1
LOB	14

WP: 1 PA: 42
PB: 0
SB: 1
CS: 0

Chicago Cubs @ Atlanta Braves

Atlanta Stadium, Atlanta, GA

Thu Aug 08 1968, 7:05 PM EDT

Att. 9,437 - Unknown - 90 F

TOP

livebaseballscorecards.com

Batter	1	2	3	4	5	6	7	8	9	AB	R	H	RBI	BB	SO	LOB
Don Kessinger, S (1, 6) OBP: 0.298, SLG: 0.307	x 0-0 6-3 ①		x 0-0 SH3 ① 1-2		x 0-0 6-3 ①		x 0-0 1B 1-2 1B 1B		x 0-0 F7 ①	4	1	1	0	0	0	0
Glenn Beckert, R (1, 4) OBP: 0.306, SLG: 0.349	SSS 0-3 K ②		x 0-0 FC6-4 2-H 1B		x 0-0 1B		x 0-0 F7 ②		x 0-0 P3 ②	5	0	2	1	0	1	2
Billy Williams, L (1, 7) OBP: 0.329, SLG: 0.456	x 0-0 HR		4-0 FC6-4 IBB		x 0-0 F8 ②		x 0-0 1B 1-3 2-H 1B		x 0-0 F7 ③	4	1	2	2	1	0	1
Ron Santo, R (1, 5) OBP: 0.363, SLG: 0.418	SSS 0-3 K ③		x 0-0 FC6-4 ② 14 FC6-4 1-2f 2-3		x 0-0 F5 ③		x 0-0 1-2 3-H 1B			4	0	1	1	0	1	3
14 Ernie Banks, R (1, 3) OBP: 0.296, SLG: 0.460		x 0-0 5-3 ①	x 0-0 FC6-4 ③ 1-2f			x 0-0 F3 ①	SSS 0-3 K ③			4	0	0	0	0	1	4
Al Spangler, L (1, 9) OBP: 0.353, SLG: 0.403		x 0-0 WP 2B		x 0-0 F8 ①		x 0-0 G6-4-3 1B		BBBB 4-0 FC5-4 BB		3	0	2	0	1	0	0
Jim Hickman, R (1, 8) OBP: 0.284, SLG: 0.383		x 0-0 F8 ② 2-3		x 0-0 2B		x 0-0 G6-4-3 ② ③ 1-2f		x 0-0 F8 ①		4	0	1	0	0	0	3
Randy Hundley, R (1, 2) OBP: 0.291, SLG: 0.311		x 0-0 P6 ③		x 0-0 6-3 ②			x 0-0 FC1-6 1B	x 0-0 FC5-4 ② 1-2f		4	0	1	0	0	0	3
Bill Hands, R (1, 1) OBP: 0.117, SLG: 0.070			x 0-0 SH3 1B 1B	SSS 0-3 K ③			x 0-0 FC1-6 ① 1B 1-2f 1B	SSS 0-3 K ③		4	2	1	0	0	2	3
Inning Stats	R: 1 E: 0 K: 2 S: 8 H: 1 LOB: 0 BB: 0 P: 8	R: 0 E: 0 K: 0 S: 4 H: 1 LOB: 1 BB: 0 P: 4	R: 1 E: 0 K: 0 S: 5 H: 2 LOB: 2 BB: 1 P: 9	R: 0 E: 0 K: 1 S: 6 H: 1 LOB: 1 BB: 0 P: 6	R: 0 E: 0 K: 0 S: 4 H: 1 LOB: 1 BB: 0 P: 4	R: 0 E: 0 K: 0 S: 3 H: 1 LOB: 0 BB: 0 P: 3	R: 2 E: 0 K: 1 S: 9 H: 4 LOB: 2 BB: 0 P: 9	R: 0 E: 0 K: 1 S: 5 H: 0 LOB: 1 BB: 1 P: 9	R: 0 E: 0 K: 0 S: 3 H: 0 LOB: 0 BB: 0 P: 3	1B: 8 SF: 0 2B: 2 SAC: 1 3B: 0 DP: 1 HR: 1 HBP: 0						

AB	36
R	4
H	11
RBI	4
BB	2
SO	5
LOB	19

WP: 1 PA: 39
PB: 0
SB: 0
CS: 0

PITCHER		IP	WLS	BF	H	R	ER	SO	BB	IBB	HBP	BLK	WP	HR	S	P	ERA	WHIP
Ron Reed, R ERA: 2.92	(1, 1)	6.2	L	30	10	4	4	3	0	1	0	0	1	1	35	39	5.40	1.500
Jim Britton, R ERA: 2.59	(7, 1)	2.1		9	1	0	0	2	1	0	0	0	0	0	12	16	0.00	0.857

PITCHER	IP	WLS	BF	H	R	ER	SO	BB	IBB	HBP	BLK	WP	HR	S	P	ERA	WHIP

Batter	1	2	3	4	5	6	7	8	9	AB	R	H	RBI	BB	SO	LOB
Felipe Alou, R (1, 8) OBP: 0.354, SLG: 0.426	G6-4-3 1B			K		5-3			5-3	4	0	1	0	0	1	0
Mike Lum, L (1, 7) OBP: 0.257, SLG: 0.333	G6-4-3 1-2f			2-3		F9			G3	4	0	0	0	0	0	1
Hank Aaron, R (1, 9) OBP: 0.327, SLG: 0.477	6-3			K			5-3			3	0	0	0	0	1	0
Joe Torre, R (1, 2) OBP: 0.339, SLG: 0.401		6-3			5-3		5-3			3	0	0	0	0	0	0
Bob Tillman, R (8, 2) OBP: 0.238, SLG: 0.276										0	0	0	0	0	0	0
Tito Francona, L (1, 3) OBP: 0.420, SLG: 0.384		4-3			1B 1B		F9			3	0	1	0	0	0	0
Bob Johnson, R (1, 5) OBP: 0.311, SLG: 0.296		P3			K			5-3		3	0	0	0	0	1	1
Felix Millan, R (1, 4) OBP: 0.319, SLG: 0.328			F8		1-2 1B			P3		3	0	1	0	0	0	0
Marty Martinez, S (1, 6) OBP: 0.278, SLG: 0.222			F9		6-3			5-3		3	0	0	0	0	0	2
Ron Reed, R (1, 1) OBP: 0.180, SLG: 0.146			1-3			6-3			4-3	2	0	0	0	0	0	0
Jim Britton, R (7, 1) OBP: 0.143, SLG: 0.143										0	0	0	0	0	0	0
Mike Page, L (9, PH) OBP: 0.278, SLG: 0.235										1	0	0	0	0	0	0
Inning Stats	R: 0 E: 0 K: 0 S: 3 H: 1 LOB: 0 BB: 0 P: 3	R: 0 E: 0 K: 0 S: 3 H: 0 LOB: 0 BB: 0 P: 3	R: 0 E: 0 K: 0 S: 3 H: 0 LOB: 0 BB: 0 P: 3	R: 0 E: 0 K: 2 S: 7 H: 0 LOB: 0 BB: 0 P: 7	R: 0 E: 0 K: 1 S: 7 H: 2 LOB: 2 BB: 0 P: 7	R: 0 E: 0 K: 0 S: 3 H: 0 LOB: 0 BB: 0 P: 3	R: 0 E: 0 K: 0 S: 3 H: 0 LOB: 0 BB: 0 P: 3	R: 0 E: 0 K: 0 S: 3 H: 0 LOB: 0 BB: 0 P: 3	R: 0 E: 0 K: 0 S: 3 H: 0 LOB: 0 BB: 0 P: 3	1B: 3 2B: 0 3B: 0 HR: 0	SF: 0 SAC: 0 DP: 1 HBP: 0						

PITCHER		IP	WLS	BF	H	R	ER	SO	BB	IBB	HBP	BLK	WP	HR	S	P	ERA	WHIP
Bill Hands, R ERA: 2.56	(1, 1)	9.0	W	29	3	0	0	3	0	0	0	0	0	0	35	35	0.00	0.333

PITCHER		IP	WLS	BF	H	R	ER	SO	BB	IBB	HBP	BLK	WP	HR	S	P	ERA	WHIP

BOTTOM

Chicago Cubs @ Atlanta Braves

Atlanta Stadium, Atlanta, GA

Thu Aug 08 1968, 7:05 PM EDT

Att. 9,437 - Unknown - 90 F

livebaseballscorecards.com

AB	29
R	0
H	3
RBI	0
BB	0
SO	3
LOB	4

1B: 3	SF: 0	WP: 0	PA: 29
2B: 0	SAC: 0	PB: 0	
3B: 0	DP: 1	SB: 0	
HR: 0	HBP: 0	CS: 0	

St. Louis Cardinals @ Atlanta Braves

Atlanta Stadium, Atlanta, GA

Fri Aug 09 1968, 7:05 PM EDT

Att. 41,267 - Unknown

TOP

Batter	1	2	3	4	5	6	7	8	9	AB	R	H	RBI	BB	SO	LOB
Lou Brock, L (1, 7) OBP: 0.322, SLG: 0.433	F8 2B		0-0 S 1B		0-0 G6-4-3 1-2f		0-0 FC4-6 1-2f			4	1	2	0	0	0	3
Curt Flood, R (1, 8) OBP: 0.336, SLG: 0.370	0-0 F8 2-3		0-3 K 1-2			0-0 6-3		0-3 K		4	0	0	0	0	2	2
Roger Maris, L (1, 9) OBP: 0.323, SLG: 0.384	0-0 1-3		0-0 1B 2-H			0-0 3-1		0-0 G3		4	0	1	1	0	0	1
Orlando Cepeda, R (1, 3) OBP: 0.320, SLG: 0.385	0-0 F7		0-0 P2			0-0 1B		0-0 5-3		4	0	1	0	0	0	2
Tim McCarver, L (1, 2) OBP: 0.289, SLG: 0.335		0-0 4-3 1B		0-0 4-3		0-0 4-3			0-0 4-3	4	0	1	0	0	0	1
Mike Shannon, R (1, 5) OBP: 0.324, SLG: 0.429		0-0 4-3 1-2		0-3 K			0-3 K		0-0 1-3	4	0	0	0	0	2	1
Julian Javier, R (1, 4) OBP: 0.282, SLG: 0.328		0-0 F5		0-0 6-3			0-0 5-3		0-3 K	4	0	0	0	0	1	1
Dal Maxvill, R (1, 6) OBP: 0.308, SLG: 0.290		0-0 F7			0-0 G6-4-3 1B		0-0 1B 1B			3	0	2	0	0	0	1
Bob Gibson, R (1, 1) OBP: 0.243, SLG: 0.227			0-0 5-3		0-0 F7		0-0 FC4-6 1-2 1B			3	0	1	0	0	0	1
Inning Stats	R: 0 E: 0 K: 0 S: 4 H: 1 LOB: 1 BB: 0 P: 4	R: 0 E: 0 K: 0 S: 4 H: 1 LOB: 1 BB: 0 P: 4	R: 1 E: 0 K: 1 S: 7 H: 2 LOB: 1 BB: 0 P: 7	R: 0 E: 0 K: 1 S: 5 H: 0 LOB: 0 BB: 0 P: 5	R: 0 E: 0 K: 0 S: 3 H: 1 LOB: 0 BB: 0 P: 3	R: 0 E: 0 K: 0 S: 4 H: 1 LOB: 1 BB: 0 P: 4	R: 0 E: 0 K: 1 S: 7 H: 2 LOB: 2 BB: 0 P: 7	R: 0 E: 0 K: 1 S: 5 H: 0 LOB: 0 BB: 0 P: 5	R: 0 E: 0 K: 1 S: 5 H: 0 LOB: 0 BB: 0 P: 5	1B: 7 2B: 1 3B: 0 HR: 0	SF: 0 SAC: 0 DP: 1 HBP: 0						

PITCHER		IP	WLS	BF	H	R	ER	SO	BB	IBB	HBP	BLK	WP	HR	S	P	ERA	WHIP
Phil Niekro, R ERA: 2.87	(1, 1)	8.0	L	31	8	1	1	4	0	0	0	0	0	0	39	39	1.12	1.000
Claude Raymond, R ERA: 2.93	(9, 1)	1.0		3	0	0	0	1	0	0	0	0	0	0	5	5	0.00	0.000

PITCHER	IP	WLS	BF	H	R	ER	SO	BB	IBB	HBP	BLK	WP	HR	S	P	ERA	WHIP

AB	34
R	1
H	8
RBI	1
BB	0
SO	5
LOB	13

WP: 0	PB: 0	SB: 1	CS: 0
PA: 34			

livebaseballscorecards.com

Batter	1	2	3	4	5	6	7	8	9	AB	R	H	RBI	BB	SO	LOB
Felipe Alou, R (1, 8) OBP: 0.354, SLG: 0.424	F8		4-3			1B			F8	4	0	1	0	0	0	1
Felix Millan, R (1, 4) OBP: 0.318, SLG: 0.327	F9			F8		1-3			1B	4	0	1	0	0	0	1
Hank Aaron, R (1, 9) OBP: 0.324, SLG: 0.472	5-3			K			F7		F7	4	0	0	0	0	1	1
Joe Torre, R (1, 3) OBP: 0.335, SLG: 0.396 (9, 2)		1-3		1-3			K		F9	4	0	0	0	0	1	1
Tito Francona, L (1, 7) OBP: 0.419, SLG: 0.383		K			F3		1B			3	0	1	0	0	1	0
Bob Johnson, R (1, 5) OBP: 0.304, SLG: 0.288		F9			F8		K			3	0	0	0	0	1	1
Bob Tillman, R (1, 2) OBP: 0.235, SLG: 0.273			5-3		F3			P3		2	0	0	0	0	0	0
Wayne Causey, L (8, PH) OBP: 0.243, SLG: 0.195 (9, 6)										1	0	0	0	0	0	0
Marty Martinez, S (1, 6) OBP: 0.279, SLG: 0.224			SH3 1B			4-3		K		2	0	1	0	0	0	0
Mike Page, L (8, PH) OBP: 0.263, SLG: 0.222										1	0	0	0	0	1	0
Tommie Aaron, R (9, 3) OBP: 0.319, SLG: 0.317										0	0	0	0	0	0	0
Phil Niekro, R (1, 1) OBP: 0.078, SLG: 0.157			SH3 1-2			F9		F7		1	0	0	0	0	0	0
Mike Lum, L (8, PH) OBP: 0.255, SLG: 0.331										1	0	0	0	0	0	0
Claude Raymond, R (9, 1) OBP: 0.143, SLG: 0.143										0	0	0	0	0	0	0
Inning Stats	R: 0 E: 0 K: 0 S: 3 H: 0 LOB: 0 BB: 0 P: 3	R: 0 E: 0 K: 1 S: 5 H: 0 LOB: 0 BB: 0 P: 5	R: 0 E: 0 K: 0 S: 4 H: 1 LOB: 1 BB: 0 P: 4	R: 0 E: 0 K: 1 S: 5 H: 0 LOB: 0 BB: 0 P: 5	R: 0 E: 0 K: 0 S: 3 H: 0 LOB: 0 BB: 0 P: 3	R: 0 E: 0 K: 0 S: 4 H: 1 LOB: 1 BB: 0 P: 4	R: 0 E: 0 K: 2 S: 8 H: 1 LOB: 1 BB: 0 P: 8	R: 0 E: 0 K: 1 S: 5 H: 0 LOB: 0 BB: 0 P: 5	R: 0 E: 0 K: 0 S: 4 H: 1 LOB: 1 BB: 0 P: 4	1B: 4 2B: 0 3B: 0 HR: 0 SF: 0 SAC: 1 DP: 0 HBP: 0						

PITCHER	IP	WLS	BF	H	R	ER	SO	BB	IBB	HBP	BLK	WP	HR	S	P	ERA	WHIP
Bob Gibson, R (1, 1) ERA: 1.04	9.0	W	31	4	0	0	5	0	0	0	0	0	0	41	41	0.00	0.444

PITCHER	IP	WLS	BF	H	R	ER	SO	BB	IBB	HBP	BLK	WP	HR	S	P	ERA	WHIP

BOTTOM

St. Louis Cardinals @ Atlanta Braves

Atlanta Stadium, Atlanta, GA

Fri Aug 09 1968, 7:05 PM EDT

Att. 41,267 - Unknown

livebaseballscorecards.com

AB	30
R	0
H	4
RBI	0
BB	0
SO	5
LOB	5

PA: 31

WP: 0
PB: 0
SB: 0
CS: 0

Batter	1	2	3	4	5	6	7	8	9	AB	R	H	RBI	BB	SO	LOB
Lou Brock, L (1, 7) OBP: 0.325, SLG: 0.437	2B 2B		4-3		FC6-4 1B			5-3	1B 1B	5	1	3	0	0	0	0
Curt Flood, R (1, 8) OBP: 0.337, SLG: 0.372	1B 2-H 2B		6-3		FC6-4 1-2f			F8	1-2 2-H 1B	5	1	2	2	0	0	1
Bobby Tolan, L (1, 9) OBP: 0.303, SLG: 0.376	G3 S 2-H 1B		1B			F5			F9 G3	5	0	2	1	0	0	2
Orlando Cepeda, R (1, 3) OBP: 0.319, SLG: 0.391	K 1-2		K			F9			HR	4	1	1	1	0	2	2
Johnny Edwards, L (1, 2) OBP: 0.304, SLG: 0.346	G3 2-3			K2-3		1-4-3			1B 1B BB	3	1	0	0	1	1	1
Mike Shannon, R (1, 5) OBP: 0.324, SLG: 0.427	4-3			6-3			F9		1B 1-3 1B	4	1	1	0	0	0	1
Julian Javier, R (1, 4) OBP: 0.282, SLG: 0.327		F8		P6			P6		1B 1-2 3-H 1B	4	0	1	1	0	0	0
Dal Maxvill, R (1, 6) OBP: 0.310, SLG: 0.293		G2-6-4 1B			F8		F3		1-3 2-H 1B	4	1	2	1	0	0	0
Nelson Briles, R (1, 1) OBP: 0.149, SLG: 0.113		G2-6-4 1-2f			5-3			6-3	1B 1B 2-H 1B	4	1	1	1	0	0	1
Inning Stats	R: 2 E: 0 K: 1 S: 8 H: 3 LOB: 1 BB: 0 P: 8	R: 0 E: 0 K: 0 S: 3 H: 1 LOB: 0 BB: 0 P: 3	R: 0 E: 0 K: 1 S: 6 H: 1 LOB: 1 BB: 0 P: 6	R: 0 E: 0 K: 1 S: 5 H: 0 LOB: 0 BB: 0 P: 5	R: 0 E: 0 K: 0 S: 4 H: 1 LOB: 1 BB: 0 P: 4	R: 0 E: 0 K: 0 S: 3 H: 0 LOB: 0 BB: 0 P: 3	R: 0 E: 0 K: 0 S: 3 H: 0 LOB: 0 BB: 0 P: 3	R: 0 E: 0 K: 0 S: 3 H: 0 LOB: 0 BB: 0 P: 3	R: 5 E: 0 K: 0 S: 9 H: 7 LOB: 2 BB: 1 P: 13	1B: 10 2B: 2 3B: 0 HR: 1 SF: 0 SAC: 0 DP: 1 HBP: 0						

PITCHER		IP	WLS	BF	H	R	ER	SO	BB	IBB	HBP	BLK	WP	HR	S	P	ERA	WHIP
Milt Pappas, R ERA: 4.01	(1, 1)	7.0	L	26	6	2	2	3	0	0	0	0	0	0	32	32	2.57	0.857
Cecil Upshaw, R ERA: 2.48	(8, 1)	1.1		8	3	4	4	0	1	0	0	0	0	1	7	11	27.00	3.000
Ken Johnson, R ERA: 3.31	(9, 1)	0.2		5	4	1	1	0	0	0	0	0	0	0	5	5	13.50	6.000

PITCHER	IP	WLS	BF	H	R	ER	SO	BB	IBB	HBP	BLK	WP	HR	S	P	ERA	WHIP

TOP

St. Louis Cardinals @ Atlanta Braves

Atlanta Stadium, Atlanta, GA

Sat Aug 10 1968, 3:33 AM EDT

Att. 31,094 - Unknown

livebaseballscorecards.com

AB	38
R	7
H	13
RBI	7
BB	1
SO	3
LOB	8

WP: 0 PB: 0 SB: 1 CS: 0 PA: 39

BOTTOM

St. Louis Cardinals @ Atlanta Braves

Atlanta Stadium, Atlanta, GA

Sat Aug 10 1968, 3:33 AM EDT

Att. 31,094 - Unknown

Batter	1	2	3	4	5	6	7	8	9	AB	R	H	RBI	BB	SO	LOB
Felipe Alou, R (1, 8) OBP: 0.357, SLG: 0.426	F7		1B G3 1B		S 1B		BB			3	0	2	0	1	0	0
Mike Lum, L (1, 7) OBP: 0.248, SLG: 0.322	G3		G3 1-2		P5 1-2		P4			4	0	0	0	0	0	4
Hank Aaron, R (1, 9) OBP: 0.328, SLG: 0.477	K		1B 2-3			6-3 2B		CS 1B		4	0	3	0	0	1	0
Joe Torre, R (1, 2) OBP: 0.331, SLG: 0.391		F2	K			6-3 2-3		F8		4	0	0	0	0	1	4
Tito Francona, L (1, 3) OBP: 0.416, SLG: 0.381		1B E 1B		F7		P4		F7		4	1	1	0	0	0	2
Bob Johnson, R (1, 5) OBP: 0.295, SLG: 0.279		P5		F7		F8		CS 1-2	F8	4	0	0	0	0	0	2
Felix Millan, R (1, 4) OBP: 0.320, SLG: 0.329		E5 1-H 1B		6-3			WP SH1-4 1B		1-3	4	0	2	0	0	0	0
Marty Martinez, S (1, 6) OBP: 0.280, SLG: 0.226		F7			F9		SH1-4 1-2		1B	3	0	1	0	0	0	1
Milt Pappas, R (1, 1) OBP: 0.189, SLG: 0.229			K		K		F3 2-3		F7	2	0	0	0	0	2	0
Wayne Causey, L (7, PH) OBP: 0.241, SLG: 0.194										1	0	0	0	0	0	1
Cecil Upshaw, R (8, 1) OBP: 0.200, SLG: 0.143										0	0	0	0	0	0	0
Ken Johnson, R (9, 1) OBP: 0.139, SLG: 0.143										0	0	0	0	0	0	0
Mike Page, L (9, PH) OBP: 0.250, SLG: 0.211										1	0	0	0	0	0	1
Inning Stats	R: 0 E: 0 K: 1 S: 5 H: 0 LOB: 0 BB: 0 P: 5	R: 1 E: 1 K: 0 S: 5 H: 2 LOB: 1 BB: 0 P: 5	R: 0 E: 0 K: 2 S: 9 H: 2 LOB: 2 BB: 0 P: 9	R: 0 E: 0 K: 0 S: 3 H: 0 LOB: 0 BB: 0 P: 3	R: 0 E: 0 K: 1 S: 6 H: 1 LOB: 1 BB: 0 P: 6	R: 0 E: 0 K: 0 S: 4 H: 1 LOB: 1 BB: 0 P: 4	R: 0 E: 0 K: 0 S: 4 H: 1 LOB: 2 BB: 1 P: 8	R: 0 E: 0 K: 0 S: 3 H: 1 LOB: 0 BB: 0 P: 3	R: 0 E: 0 K: 0 S: 4 H: 1 LOB: 1 BB: 0 P: 4	1B: 8 2B: 1 3B: 0 HR: 0 SF: 0 SAC: 1 DP: 0 HBP: 0						

PITCHER	IP	WLS	BF	H	R	ER	SO	BB	IBB	HBP	BLK	WP	HR	S	P	ERA	WHIP
Nelson Briles, R (1, 1) ERA: 2.44	9.0	W	36	9	1	0	4	1	0	0	0	1	0	43	47	0.00	1.111

PITCHER	IP	WLS	BF	H	R	ER	SO	BB	IBB	HBP	BLK	WP	HR	S	P	ERA	WHIP

livebaseballscorecards.com

AB	34
R	1
H	9
RBI	0
BB	1
SO	4
LOB	15

WP: 1 PA: 37
PB: 0
SB: 1
CS: 1

St. Louis Cardinals @ Atlanta Braves

Atlanta Stadium, Atlanta, GA

Sun Aug 11 1968, 3:33 AM EDT

Att. 34,874 - Unknown

TOP

Batter	1	2	3	4	5	6	7	8	9	AB	R	H	RBI	BB	SO	LOB
Lou Brock, L (1, 7) OBP: 0.324, SLG: 0.436	0-0 5-3 (1)		0-3 K (3) [SSS]			0-0 G6-3 (2)(3) [1-2f]			0-0 1B (1B, 4-3)	4	1	1	0	0	1	1
Curt Flood, R (1, 8) OBP: 0.336, SLG: 0.371	0-3 K (2) [SSS]			0-0 4-3 (1)			0-0 6-3 (1)		0-0 1B (4-3, 1-3)	4	0	1	0	0	1	0
Bobby Tolan, L (1, 9) OBP: 0.302, SLG: 0.378	0-0 F8 (3)			0-0 F9 (2)			0-0 2B (F7, 1B)		0-0 4-3 (1) [1-2, 3-H]	4	1	1	1	0	0	1
Orlando Cepeda, R (1, 3) OBP: 0.316, SLG: 0.387		0-0 5-3 (1)		0-0 F7 (3)			0-0 F7 (2) [2-3]		0-0 P4 (2)	4	0	0	0	0	0	2
Johnny Edwards, L (1, 2) OBP: 0.303, SLG: 0.344		0-0 F8 (2)			0-0 P3 (1)		0-0 1B [3-H]		0-0 6-3 (3)	4	0	1	1	0	0	1
Mike Shannon, R (1, 5) OBP: 0.324, SLG: 0.434		0-0 HR			0-3 K (2) [SSS]		0-3 K (3) [SSS]			3	1	1	1	0	2	1
Julian Javier, R (1, 4) OBP: 0.280, SLG: 0.324		0-0 F9 (3)			0-0 F8 (3)			0-0 6-3 (1)		3	0	0	0	0	0	0
Dal Maxvill, R (1, 6) OBP: 0.310, SLG: 0.293			0-0 F9 (1)			0-0 1B (G6-3)		0-0 6-3 (2)		3	0	1	0	0	0	0
Steve Carlton, L (1, 1) OBP: 0.179, SLG: 0.321			0-0 6-3 (2)			0-0 F9 (1)		0-0 3-1 (3)		1	0	0	0	0	0	0
Wayne Granger, R (4, 1) OBP: 0.200, SLG: 0.200										0	0	0	0	0	0	0
Floyd Wicker, L (6, PH) OBP: 0.500, SLG: 0.500										1	0	0	0	0	0	1
Dick Hughes, R (6, 1)										0	0	0	0	0	0	0
Tim McCarver, L (8, PH) OBP: 0.289, SLG: 0.334										1	0	0	0	0	0	0
Mel Nelson, R (8, 1) OBP: 0.300, SLG: 0.222										0	0	0	0	0	0	0

Inning Stats	1	2	3	4	5	6	7	8	9
R	0	1	0	0	0	0	1	0	1
E	0	0	0	0	0	0	0	0	0
K	1	0	1	0	1	0	1	0	0
S	5	4	5	3	5	3	7	3	5
H	0	1	0	0	0	1	2	0	2
LOB	0	0	0	0	0	0	1	0	1
BB	0	0	0	0	0	0	0	0	0
P	5	4	5	3	5	3	7	3	5

1B: 4 SF: 0
2B: 1 SAC: 0
3B: 0 DP: 1
HR: 1 HBP: 0

WP: 0 PA: 32
PB: 0
SB: 0
CS: 0

AB	32
R	3
H	6
RBI	3
BB	0
SO	4
LOB	7

PITCHER		IP	WLS	BF	H	R	ER	SO	BB	IBB	HBP	BLK	WP	HR	S	P	ERA	WHIP
Pat Jarvis, R ERA: 2.55	(1, 1)	8.0	W	28	5	3	3	4	0	0	0	0	0	1	36	36	3.38	0.625
Phil Niekro, R ERA: 2.86	(9, 1)	1.0	S	4	1	0	0	0	0	0	0	0	0	0	4	4	0.00	1.000

PITCHER	IP	WLS	BF	H	R	ER	SO	BB	IBB	HBP	BLK	WP	HR	S	P	ERA	WHIP

livebaseballscorecards.com

Batter	1	2	3	4	5	6	7	8	9	AB	R	H	RBI	BB	SO	LOB
Felipe Alou, R (1, 8) OBP: 0.361, SLG: 0.429	P3		CS 1B	2B 1B 1-2 3-H 1B		BBB FC6-4 1B BB		1B 1B		4	1	3	1	1	0	0
Felix Millan, R (1, 4) OBP: 0.328, SLG: 0.340	1B		E 1B 1-2	1B 2B 1-3 2-H		FC6-4 1B 1-2		G6-4-3 1B 1-2		5	1	5	1	0	0	0
Hank Aaron, R (1, 9) OBP: 0.326, SLG: 0.473	F8		E6 1-3	1B 1B IBB		FC6-4 S 1-2f 2-3		G6-4-3 1-2f		4	1	0	0	1	0	6
Deron Johnson, R (1, 3) OBP: 0.286, SLG: 0.302	F8		SSS K	1B 1B 1-2 2-H 3-H		SSS K 1-2				4	0	1	2	0	2	5
Bob Johnson, R (1, 5) OBP: 0.301, SLG: 0.286		4-3 1B	5-3	1B 1-2 2-H		5-3				4	0	2	1	0	0	4
Tommie Aaron, R (1, 7) OBP: 0.313, SLG: 0.311		4-3 1-2		F8 4-3			F7			4	0	0	0	0	0	3
Bob Tillman, R (1, 2) OBP: 0.236, SLG: 0.272		5-3		FC4-6 BB 1B 1B	5-3		SSS K			4	1	1	0	0	1	1
Marty Martinez, S (1, 6) OBP: 0.284, SLG: 0.224		BBB BB		BBB FC4-6 1-2 BB	5-3		P3			2	0	0	0	2	0	0
Pat Jarvis, R (1, 1) OBP: 0.167, SLG: 0.172		SSS K		FC4-6 1B 1-2f 2-3 2B	6-3			SSS K		4	1	0	0	0	2	4
Phil Niekro, R (9, 1) OBP: 0.078, SLG: 0.157										0	0	0	0	0	0	0
Inning Stats	R: 0 E: 0 K: 0 S: 4 H: 1 LOB: 1 BB: 0 P: 4	R: 0 E: 0 K: 1 S: 6 H: 1 LOB: 2 BB: 1 P: 10	R: 0 E: 1 K: 1 S: 7 H: 2 LOB: 2 BB: 0 P: 7	R: 5 E: 0 K: 0 S: 8 H: 5 LOB: 2 BB: 2 P: 16	R: 0 E: 0 K: 0 S: 3 H: 0 LOB: 0 BB: 0 P: 3	R: 0 E: 0 K: 1 S: 6 H: 1 LOB: 2 BB: 1 P: 10	R: 0 E: 0 K: 1 S: 5 H: 0 LOB: 0 BB: 0 P: 5	R: 0 E: 0 K: 1 S: 6 H: 2 LOB: 1 BB: 0 P: 6		1B: 11 2B: 1 3B: 0 HR: 0 SF: 0 SAC: 0 DP: 1 HBP: 0						

PITCHER		IP	WLS	BF	H	R	ER	SO	BB	IBB	HBP	BLK	WP	HR	S	P	ERA	WHIP
Steve Carlton, L ERA: 2.91	(1, 1)	3.2	L	22	8	5	5	2	2	1	0	0	0	0	23	35	12.27	2.727
Wayne Granger, R ERA: 1.99	(4, 1)	1.1		5	1	0	0	0	0	0	0	0	0	0	5	5	0.00	0.750
Dick Hughes, R ERA: 4.14	(6, 1)	2.0		8	1	0	0	2	1	0	0	0	0	0	11	15	0.00	1.000
Mel Nelson, L ERA: 2.37	(8, 1)	1.0		4	2	0	0	1	0	0	0	0	0	0	6	6	0.00	2.000

PITCHER	IP	WLS	BF	H	R	ER	SO	BB	IBB	HBP	BLK	WP	HR	S	P	ERA	WHIP

BOTTOM

St. Louis Cardinals @ Atlanta Braves

Atlanta Stadium, Atlanta, GA

Sun Aug 11 1968, 3:33 AM EDT

Att. 34,874 - Unknown

livebaseballscorecards.com

AB	35
R	5
H	12
RBI	5
BB	4
SO	5
LOB	23

WP: 0 PB: 0 SB: 1 CS: 1 PA: 39

Atlanta Braves @ Cincinnati Reds

Crosley Field, Cincinnati, OH

Mon Aug 12 1968, 7:05 PM EDT

Att. 7,312 - Unknown

TOP

livebaseballscorecards.com

Batter	1	2	3	4	5	6	7	8	9	AB	R	H	RBI	BB	SO	LOB
Felipe Alou, R (1, 8) OBP: 0.363, SLG: 0.432	SH5-3 FC 2B 1B			BBBB WP 1B BB	F9		SF8 3-H			3	2	2	2	1	0	1
Felix Millan, R (1, 4) OBP: 0.325, SLG: 0.337	SH5-3 2-3 F8			F7 1-2		E4 L7-4	FC4-6 1-2f			4	0	0	0	0	0	5
Hank Aaron, R (1, 9) OBP: 0.325, SLG: 0.469	FC PB BB SF 3-H	L8		BBBB 1B 1B BB		F7		1-3		4	1	0	1	1	0	1
Mike Page, L (8, 9) OBP: 0.250, SLG: 0.211										0	0	0	0	0	0	0
Joe Torre, R (1, 2) OBP: 0.335, SLG: 0.392	BBBB SF PB 1B 1-2 BB	G6-4-3 1B		1B 1-2 2-H 1B		L7-4 2-3		6-3		4	1	2	1	1	0	1
Bob Tillman, R (8, 2) OBP: 0.236, SLG: 0.272										0	0	0	0	0	0	0
Tito Francona, L (1, 3) OBP: 0.416, SLG: 0.383	SF 1B 1-3 2-H	G6-4-3 1-2f		1B 1-2 2-3 1B			BB 1B 1B	F8		4	2	2	1	0	0	1
(4, 7)																
Mike Lum, L (1, 7) OBP: 0.258, SLG: 0.326	PB S 1B 2-H 3-H 1B		BBBB G4-3 BB	F7			1B SF8 1-2 BB		5-3	1	1	1	2	1	0	0
Deron Johnson, R (4, PH) OBP: 0.286, SLG: 0.299										2	1	0	0	1	0	3
(4, 3)																
Bob Johnson, R (1, 5) OBP: 0.297, SLG: 0.282	F9 1-3		G4-3 1-2f		FC5-6 1B		F7		6-3	5	0	1	0	0	0	4
Marty Martinez, S (1, 6) OBP: 0.286, SLG: 0.228	1B 1B 3-H 1B		SSS K		P6		BB 1-3 2-H 1B		5-3	5	1	2	2	0	1	1
George Stone, L (1, 1) OBP: 0.455, SLG: 0.400	1B 1-2 1B			F8	FC5-6 1-2f		BBBB FC4-6 1-2 BB			3	0	1	0	1	0	1
Cecil Upshaw, R (7, 1) OBP: 0.200, SLG: 0.143										0	0	0	0	0	0	0

	AB	35
	R	9
	H	11
	RBI	9
	BB	6
	SO	1
	LOB	18

Inning Stats	1	2	3	4	5	6	7	8	9
	R: 6 E: 1 K: 0 S: 10	H: 5 LOB: 2 BB: 1 P: 14	R: 0 E: 0 K: 0 S: 3	H: 1 LOB: 0 BB: 0 P: 3	R: 0 E: 0 K: 1 S: 4	H: 0 LOB: 0 BB: 1 P: 8	R: 1 E: 0 K: 0 S: 5	H: 2 LOB: 3 BB: 2 P: 13	R: 0 E: 0 K: 0 S: 4	H: 1 LOB: 1 BB: 0 P: 4	R: 0 E: 1 K: 0 S: 3	H: 0 LOB: 0 BB: 0 P: 3	R: 2 E: 0 K: 0 S: 5	H: 2 LOB: 2 BB: 2 P: 13	R: 0 E: 0 K: 0 S: 3	H: 0 LOB: 0 BB: 0 P: 3	R: 0 E: 0 K: 0 S: 3	H: 0 LOB: 0 BB: 0 P: 3

	1B: 10	SF: 2	WP: 1	PA: 44
	2B: 2	SAC: 1	PB: 2	
	3B: 0	DP: 3	SB: 1	
	HR: 0	HBP: 0	CS: 0	

PITCHER		IP	WLS	BF	H	R	ER	SO	BB	IBB	HBP	BLK	WP	HR	S	P	ERA	WHIP
George Culver, R ERA: 2.95	(1, 1)	0.2	L	9	4	6	2	0	1	0	0	0	0	0	8	12	27.00	7.500
Bob Lee, R ERA: 4.4	(1, 1)	2.1		8	2	0	0	1	1	0	0	0	0	0	9	13	0.00	1.286
Billy McCool, L ERA: 4.96	(4, 1)	4.0		21	5	3	3	0	4	0	0	0	1	0	17	33	6.75	2.250
Clay Carroll, R ERA: 2.57	(8, 1)	0.0		0	0	0	0	0	0	0	0	0	0	0	0	0	∞	∞
Ted Abernathy, R ERA: 1.81	(9, 1)	1.0		3	0	0	0	0	0	0	0	0	0	0	3	3	0.00	0.000

PITCHER		IP	WLS	BF	H	R	ER	SO	BB	IBB	HBP	BLK	WP	HR	S	P	ERA	WHIP

Atlanta Braves @ Cincinnati Reds

Crosley Field, Cincinnati, OH

Mon Aug 12 1968, 7:05 PM EDT

Att. 7,312 - Unknown

BOTTOM

Batter	1	2	3	4	5	6	7	8	9	AB	R	H	RBI	BB	SO	LOB
Pete Rose, S (1, 9) OBP: 0.387, SLG: 0.463	1B		1B		FC5-4 L4-3 1-2f 2-3		2B 1-2 2-3			4	0	3	0	0	0	2
Jim Beauchamp, R (1, 8) OBP: 0.333, SLG: 0.588	K		F8		L4-3 1-2		2B 1-3 2-H 3-H			4	0	1	2	0	1	4
Alex Johnson, R (1, 7) OBP: 0.350, SLG: 0.401	P4		1B 1-2			5-3	6-3			4	0	1	0	0	0	4
Tony Perez, R (1, 5) OBP: 0.332, SLG: 0.408	1B 1-2		F7			G4-6-3		5-3		4	0	2	0	0	0	2
Johnny Bench, R (1, 2) OBP: 0.307, SLG: 0.422	F8			L9		G4-6-3 1-2f		G5-4-3		4	0	1	0	0	0	3
Tommy Helms, R (1, 4) OBP: 0.321, SLG: 0.380		4-3		F9			K	G5-4-3 1-2f		4	0	0	0	0	1	1
Ted Abernathy, R (9, 1)										0	0	0	0	0	0	0
Don Pavletich, R (1, 3) OBP: 0.318, SLG: 0.346		5-3		6-3			1B 1B 2B 1B		F5	3	0	1	0	0	0	0
Jim Maloney, L (7, PR) OBP: 0.288, SLG: 0.340										0	1	0	0	0	0	0
Clay Carroll, R (8, 1) OBP: 0.154, SLG: 0.154										0	0	0	0	0	0	0
Fred Whitfield, L (9, 3) OBP: 0.264, SLG: 0.250										1	0	0	0	0	0	0
Leo Cardenas, R (1, 6) OBP: 0.284, SLG: 0.288		L5			FC5-4 1B BB		1B 1B 2B 1B 1-2		5-3	3	1	1	0	1	0	0
George Culver, R (1, 1) OBP: 0.120, SLG: 0.140			K		FC5-4 1-2		K		4-3	0	0	0	0	0	0	0
Bob Lee, R (1, 1) OBP: 0.200, SLG: 0.200										0	0	0	0	0	0	0
Tony Cloninger, R (3, PH) OBP: 0.175, SLG: 0.429										1	0	0	0	0	1	0
Billy McCool, R (4, 1) OBP: 0.125, SLG: 0.125										1	0	1	0	0	0	0
Giraldo Ruiz, S (7, PH) OBP: 0.292, SLG: 0.256										2	0	0	0	0	1	2
(8, 3)																
(9, 4)																
Inning Stats	R: 0 E: 0 K: 1 S: 7 H: 2 LOB: 2 BB: 0 P: 7	R: 0 E: 0 K: 0 S: 3 H: 0 LOB: 0 BB: 0 P: 3	R: 0 E: 0 K: 1 S: 7 H: 2 LOB: 2 BB: 0 P: 7	R: 0 E: 0 K: 0 S: 3 H: 0 LOB: 0 BB: 0 P: 3	R: 0 E: 0 K: 0 S: 3 H: 1 LOB: 1 BB: 1 P: 7	R: 0 E: 0 K: 0 S: 3 H: 1 LOB: 0 BB: 0 P: 3	R: 2 E: 0 K: 2 S: 11 H: 4 LOB: 3 BB: 0 P: 11	R: 0 E: 0 K: 0 S: 3 H: 1 LOB: 0 BB: 0 P: 3	R: 0 E: 0 K: 0 S: 3 H: 0 LOB: 0 BB: 0 P: 3	1B: 10 2B: 2 3B: 0 HR: 0 SF: 0 SAC: 0 DP: 3 HBP: 0						

PITCHER		IP	WLS	BF	H	R	ER	SO	BB	IBB	HBP	BLK	WP	HR	S	P	ERA	WHIP
George Stone, L ERA: 2.41	(1, 1)	6.2	W	29	10	2	2	4	1	0	0	0	0	0	36	40	2.70	1.650
Cecil Upshaw, R ERA: 2.42	(7, 1)	2.1	S	7	1	0	0	0	0	0	0	0	0	0	7	7	0.00	0.429

PITCHER	IP	WLS	BF	H	R	ER	SO	BB	IBB	HBP	BLK	WP	HR	S	P	ERA	WHIP

AB	35
R	2
H	11
RBI	2
BB	1
SO	4
LOB	18

WP: 0 PA: 36
PB: 0
SB: 0
CS: 0

livebaseballscorecards.com

Batter	1	2	3	4	5	6	7	8	9	10	AB	R	H	RBI	BB	SO	LOB
Felipe Alou, R (1, 8) OBP: 0.363, SLG: 0.431	2B 1B	L7		CS 1B	3-1		K		FC5-4 1-2f		6	1	2	0	0	1	5
Felix Millan, R (1, 4) OBP: 0.327, SLG: 0.342	1-H 2B 2B	2-3 1B		1-2 BB 1B		K		F2		P6	6	2	3	1	0	1	0
Hank Aaron, R (1, 9) OBP: 0.327, SLG: 0.470	4-3 3-1 2-H 2B		1B FC4-6 1B	1B 1-2 BB		4-3		F5		5-3	5	3	2	1	1	0	0
Joe Torre, R (1, 2) OBP: 0.338, SLG: 0.392	4-3 2-3		FC4-6 1-3 1B	1B 1-3 2-H 1B		4-3		FC4-6 BB		4-1	5	0	2	1	1	0	1
Tito Francona, L (1, 3) OBP: 0.416, SLG: 0.383 Deron Johnson, R (9, 3) OBP: 0.286, SLG: 0.299	3-1 3-H		FC4-6 1B 1-2f 3-H	1-2 3-H 1B			5-3 1B 1B	FC4-6 1-2f			5 0	1 0	2 0	3 0	0 0	0 0	2 0
Bob Johnson, R (1, 5) OBP: 0.308, SLG: 0.294	1B		1-3 1B	P3			5-3 1-2		SH1-4 1B 1B		5	1	3	0	0	0	3
Mike Lum, L (1, 7) OBP: 0.265, SLG: 0.322	K		F5		1-3 BB		1B BB		SH1-4 1-2		2	0	0	0	2	1	3
Marty Martinez, S (1, 6) OBP: 0.289, SLG: 0.228		1B SH3-4 BB	4-3		1-3 1-2		1-2 2-H 1B		F9		4	0	1	1	1	0	4
Ron Reed, R (1, 1) OBP: 0.180, SLG: 0.146		SH3-4 1-2		6-3	F8		K		FC5-4 2-H 1B		0	0	0	0	0	0	0
Dick Kelley, R (3, 1) OBP: 0.167, SLG: 0.048											2	0	0	0	0	0	1
Mike Page, L (7, PH) OBP: 0.238, SLG: 0.200											1	0	0	0	0	1	2
Ken Johnson, R (7, 1) OBP: 0.162, SLG: 0.167											1	0	1	1	0	0	0
Milt Pappas, R (10, 1) OBP: 0.189, SLG: 0.229											0	0	0	0	0	0	0
Inning Stats	R: 3 E: 0 K: 1 S: 9 H: 4 LOB: 1 BB: 0 P: 9	R: 0 E: 0 K: 0 S: 3 H: 1 LOB: 2 BB: 1 P: 7	R: 1 E: 0 K: 0 S: 6 H: 3 LOB: 2 BB: 0 P: 6	R: 2 E: 0 K: 0 S: 6 H: 4 LOB: 2 BB: 1 P: 10	R: 0 E: 0 K: 0 S: 3 H: 0 LOB: 1 BB: 1 P: 7	R: 0 E: 0 K: 1 S: 5 H: 0 LOB: 0 BB: 0 P: 5	R: 1 E: 0 K: 2 S: 9 H: 2 LOB: 2 BB: 1 P: 13	R: 0 E: 0 K: 0 S: 3 H: 0 LOB: 1 BB: 1 P: 7	R: 1 E: 0 K: 0 S: 5 H: 2 LOB: 1 BB: 0 P: 5	R: 0 E: 0 K: 0 S: 3 H: 0 LOB: 0 BB: 0 P: 3	1B: 14 2B: 2 3B: 0 HR: 0	SF: 0 SAC: 2 DP: 0 HBP: 0						

PITCHER		IP	WLS	BF	H	R	ER	SO	BB	IBB	HBP	BLK	WP	HR	S	P	ERA	WHIP
Tony Cloninger, R ERA: 4.84	(1, 1)	0.0		0	0	0	0	0	0	0	0	0	0	0	0	0	∞	∞
George Culver, R ERA: 3.02	(3, 1)	2.0		11	5	2	2	0	1	0	0	0	0	0	10	14	9.00	3.000
Ted Abernathy, R ERA: 1.85	(5, 1)	3.0		13	2	1	1	3	2	0	0	0	0	0	17	25	3.00	1.333
Clay Carroll, R ERA: 2.58	(8, 1)	0.0	W	0	0	0	0	0	0	0	0	0	0	0	0	0	∞	∞

PITCHER	IP	WLS	BF	H	R	ER	SO	BB	IBB	HBP	BLK	WP	HR	S	P	ERA	WHIP

TOP

Atlanta Braves @ Cincinnati Reds

Crosley Field, Cincinnati, OH

Tue Aug 13 1968, 7:05 PM EDT

Att. 7,654 - Unknown

livebaseballscorecards.com

AB	42
R	8
H	16
RBI	8
BB	5
SO	4
LOB	21

Atlanta Braves @ Cincinnati Reds

Crosley Field, Cincinnati, OH

Tue Aug 13 1968, 7:05 PM EDT

Att. 7,654 - Unknown

livebaseballscorecards.com

BOTTOM

Batter	1	2	3	4	5	6	7	8	9	10	AB	R	H	RBI	BB	SO	LOB
Pete Rose, S (1, 9) OBP: 0.391, SLG: 0.467	0-0 F8 1B 2B 1B	0-0 ① SF7 3-H	0-0 1-2 1B		0-0 FC6-4 1B		S S S 0-3 ② K		x 0-0 1B		5	1	4	1	0	1	1
Alex Johnson, R (1, 7) OBP: 0.350, SLG: 0.399	0-0 1-2 2B 1B	B B B 4-0 1B 1-2 BB	x 0-0 ③ F9		x 0-0 ② FC6-4 1-2f		x 0-0 ③ F8		x 0-0 ③ G3		5	1	1	0	1	0	5
Mack Jones, L (1, 8) OBP: 0.356, SLG: 0.405	x 0-0 ① F8 2-3	x 0-0 1-2 2-3 1B		S S S 0-3 ① K	S S S 0-3 ③ K			x 0-0 1B 8-2 1B		x 0-0 1B 2B	6	1	3	0	0	2	3
Tony Perez, R (1, 5) OBP: 0.334, SLG: 0.408	S S S 0-3 ② K	x 0-0 ② L4		x 0-0 ② F9		B B B 4-0 G5-4-3 BB		x 0-0 5-3 1-3 1B		x 0-0 2-H 1B	5	0	2	1	1	1	5
Johnny Bench, R (1, 2) OBP: 0.306, SLG: 0.421	x 0-0 1-H 3-H 1B 2B	S S S 0-3 ③ K		x 0-0 E5 2B 1B		x 0-0 ① ② G5-4-3 1-2f		x 0-0 ① 5-3 1-2			5	2	1	2	0	1	6
Tommy Helms, R (1, 4) OBP: 0.324, SLG: 0.388	x 0-0 2-H 1B		x 0-0 ① 4-3	x 0-0 1-3 1B 2B		x 0-0 2B		x 0-0 ② ③ 8-2 3-Hf			5	1	3	1	0	0	2
Fred Whitfield, L (1, 3) OBP: 0.270, SLG: 0.286	x 0-0 ③ F2		x 0-0 HR	x 0-0 2-H 3-H 1B		S S S 0-3 ③ K			x 0-0 ① F7		5	1	2	3	0	1	2
Leo Cardenas, R (1, 6) OBP: 0.285, SLG: 0.302		x 0-0 E SF7 2B	S S S 0-3 ② K	S S S 0-3 ③ K			x 0-0 ① P4		x 0-0 HR		5	2	2	1	0	2	1
Tony Cloninger, R (1, 1) OBP: 0.172, SLG: 0.414		x 0-0 E5 2-3	x 0-0 1B 1B		S S S 0-3 ① K		x 0-0 E3		S S S 0-3 ② K		1	0	0	0	0	0	1
George Culver, R (3, 1) OBP: 0.137, SLG: 0.157											1	0	1	0	0	0	0
Ted Abernathy, R (5, 1)											1	0	0	0	0	1	0
Jim Beauchamp, R (7, PH) OBP: 0.316, SLG: 0.556											1	0	0	0	0	0	0
Clay Carroll, R (8, 1) OBP: 0.143, SLG: 0.143											1	0	0	0	0	1	0
Inning Stats	R: 3 H: 4 E: 0 LOB: 1 K: 1 BB: 0 S: 9 P: 9	R: 1 H: 2 E: 1 LOB: 3 K: 1 BB: 1 S: 8 P: 12	R: 1 H: 3 E: 0 LOB: 2 K: 1 BB: 0 S: 8 P: 8	R: 2 H: 2 E: 1 LOB: 1 K: 2 BB: 0 S: 10 P: 10	R: 0 H: 1 E: 0 LOB: 1 K: 2 BB: 0 S: 8 P: 8	R: 0 H: 1 E: 0 LOB: 1 K: 1 BB: 1 S: 5 P: 9	R: 0 H: 0 E: 1 LOB: 1 K: 1 BB: 0 S: 6 P: 6	R: 0 H: 2 E: 0 LOB: 1 K: 0 BB: 0 S: 4 P: 4	R: 1 H: 2 E: 0 LOB: 1 K: 1 BB: 0 S: 7 P: 7	R: 1 H: 2 E: 0 LOB: 1 K: 0 BB: 0 S: 2 P: 2	1B: 12 SF: 1 2B: 6 SAC: 0 3B: 0 DP: 2 HR: 2 HBP: 0						

	AB	46
	R	9
	H	19
	RBI	9
	BB	2
	SO	10
	LOB	26

WP: 0 PB: 0 SB: 0 CS: 0 PA: 49

PITCHER	IP	WLS	BF	H	R	ER	SO	BB	IBB	HBP	BLK	WP	HR	S	P	ERA	WHIP
Ron Reed, R (1, 1) ERA: 3.1	2.2		19	9	5	4	3	1	0	0	0	0	1	24	28	13.50	3.750
Dick Kelley, L (3, 1) ERA: 2.85	3.1		15	4	2	0	5	1	0	0	0	0	0	24	28	0.00	1.500
Ken Johnson, R (7, 1) ERA: 3.3	3.0		13	4	1	1	2	0	0	0	0	0	1	17	17	3.00	1.333
Milt Pappas, R (10, 1) ERA: 4.08	0.0	L	2	2	1	1	0	0	0	0	0	0	0	2	2	∞	∞

PITCHER	IP	WLS	BF	H	R	ER	SO	BB	IBB	HBP	BLK	WP	HR	S	P	ERA	WHIP

Batter	1	2	3	4	5	6	7	8	9	AB	R	H	RBI	BB	SO	LOB
Felipe Alou, R (1, 8) OBP: 0.363, SLG: 0.436	B B B B 4-0 G5-4-3 BB		x 0-0 ② F9		S S S 0-3 ③ K			x 0-0 2-H HR	x 0-0 ② FC6-4 1-2f 2-3 3-H	4	1	1	3	1	1	3
Felix Millan, R (1, 4) OBP: 0.328, SLG: 0.343	x 0-0 ① ② G5-4-3 1-2f		H 1-0 HBP			x 0-0 ① F7		x 0-0 2B	x 0-0 ③ 5-3	4	0	1	0	0	0	3
Hank Aaron, R (1, 9) OBP: 0.325, SLG: 0.466	x 0-0 ③ 5-3		x 0-0 ③ F7			x 0-0 ② 5-3		x 0-0 ② F2		4	0	0	0	0	0	2
Joe Torre, R (1, 3) OBP: 0.334, SLG: 0.388		S S S 0-3 ① K		x 0-0 ① F9		x 0-0 ③ L5		x 0-0 ③ 6-3		4	0	0	0	0	1	1
Deron Johnson, R (1, 5) OBP: 0.289, SLG: 0.297		B B B B 4-0 1B BB		x 0-0 ② F2			x 0-0 ① 5-3		B B B B 4-0 BB 1B BB BB	2	1	0	0	2	0	0
Tommie Aaron, R (1, 7) OBP: 0.308, SLG: 0.305		S S S 0-3 ② K		x 0-0 ③ 4-3			x 0-0 ② F7		x 0-0 ① P4	4	0	0	0	0	1	2
Bob Tillman, R (1, 2) OBP: 0.246, SLG: 0.283		x 0-0 1-2 FC5-4 1B			x 0-0 1B		x 0-0 ③ F7		x 0-0 BB BB 1-2 FC6-4 1B	4	1	3	0	0	0	0
Marty Martinez, S (1, 6) OBP: 0.288, SLG: 0.225		x 0-0 ③ FC5-4 1-2f			x 0-0 ① F8			x 0-0 ① 6-3	B B B B 4-0 FC6-4 BB 1-2 2-3 BB	3	0	0	0	1	0	3
Phil Niekro, R (1, 1) OBP: 0.075, SLG: 0.151			x 0-0 ① 3-1		S S S 0-3 ② K			x 0-0 HR 2B	B B B B 4-0 1-2 2-3 3-H FC6-4 BB	2	0	0	0	0	1	1
Cecil Upshaw, R (7, 1) OBP: 0.200, SLG: 0.143										0	0	0	0	0	0	0
Bob Johnson, R (8, PH) OBP: 0.313, SLG: 0.307										1	1	1	0	0	0	0
Ken Johnson, R (8, 1) OBP: 0.162, SLG: 0.167										0	0	0	0	0	0	0
Tito Francona, L (9, PH) OBP: 0.418, SLG: 0.383										0	0	0	1	1	0	0
Inning Stats	R: 0 E: 0 K: 0 S: 2 H: 0 LOB: 0 BB: 1 P: 6	R: 0 E: 0 K: 2 S: 8 H: 1 LOB: 2 BB: 1 P: 12	R: 0 E: 0 K: 0 S: 3 H: 0 LOB: 1 BB: 0 P: 4	R: 0 E: 0 K: 0 S: 3 H: 0 LOB: 0 BB: 0 P: 3	R: 0 E: 0 K: 2 S: 8 H: 1 LOB: 1 BB: 0 P: 8	R: 0 E: 0 K: 0 S: 3 H: 0 LOB: 0 BB: 0 P: 3	R: 0 E: 0 K: 0 S: 3 H: 0 LOB: 0 BB: 0 P: 3	R: 2 E: 0 K: 0 S: 6 H: 3 LOB: 1 BB: 0 P: 6	R: 2 E: 0 K: 0 S: 4 H: 1 LOB: 2 BB: 3 P: 16	1B: 3 2B: 2 3B: 0 HR: 1 SF: 0 SAC: 0 DP: 1 HBP: 1						

TOP

Atlanta Braves @ Cincinnati Reds

Crosley Field, Cincinnati, OH

Wed Aug 14 1968, 7:05 PM EDT

Att. 8,944 - Unknown

livebaseballscorecards.com

AB	32
R	4
H	6
RBI	4
BB	5
SO	4
LOB	15

WP: 0 PB: 0 SB: 0 CS: 0 PA: 38

PITCHER		IP	WLS	BF	H	R	ER	SO	BB	IBB	HBP	BLK	WP	HR	S	P	ERA	WHIP
Gerry Arrigo, L ERA: 3.02	(1, 1)	7.1	W	29	5	2	2	4	2	0	1	0	0	1	34	43	2.46	0.955
Ted Abernathy, R ERA: 2.0	(8, 1)	1.0		6	1	2	2	0	2	0	0	0	0	0	4	12	18.00	3.000
Clay Carroll, R ERA: 2.56	(9, 1)	0.0	S	0	0	0	0	0	0	0	0	0	0	0	0	0	∞	∞

PITCHER	IP	WLS	BF	H	R	ER	SO	BB	IBB	HBP	BLK	WP	HR	S	P	ERA	WHIP

Atlanta Braves @ Cincinnati Reds

Crosley Field, Cincinnati, OH

Wed Aug 14 1968, 7:05 PM EDT

Att. 8,944 - Unknown

BOTTOM

Batter	1	2	3	4	5	6	7	8	9	AB	R	H	RBI	BB	SO	LOB
Pete Rose, S (1, 9) OBP: 0.389, SLG: 0.465	3-1			2B HR 1B	4-3		K			4	1	1	0	0	1	1
Alex Johnson, R (1, 7) OBP: 0.351, SLG: 0.402	F9			HR 2B (1-3)	K			FC4-6 1B		4	1	2	0	0	1	0
Mack Jones, L (1, 8) OBP: 0.359, SLG: 0.434	4-3			HR (2-H, 3-H)		FC6-5 2B		FC4-6 1B 2B (1-2f)		4	2	2	3	0	0	1
Tony Perez, R (1, 5) OBP: 0.333, SLG: 0.406		4-3		P4		FC6-5 FC1-6 (2-3)		2B 1B (1-3)		4	1	1	0	0	0	1
Tommy Helms, R (1, 4) OBP: 0.321, SLG: 0.384		K2-3		5-3		FC1-6 (1-2f)		P4		4	0	0	0	0	1	3
Fred Whitfield, L (1, 3) OBP: 0.278, SLG: 0.303		6-3		CS 2B 1B		L3		2B 2B (1-H, 3-H)		4	2	2	2	0	0	1
Pat Corrales, R (1, 2) OBP: 0.261, SLG: 0.348			K L5-3	WP 2B (1-H)			FC6-4 1B	2B (3-H)		4	0	3	2	0	1	0
Leo Cardenas, R (1, 6) OBP: 0.285, SLG: 0.299			L5-3 (1-2)	K (2-3)			FC6-4 SH1-4 (1-2f)	IBB		3	0	0	0	1	1	3
Gerry Arrigo, L (1, 1) OBP: 0.111, SLG: 0.095			F8		K		SH1-4 (1-2)	F3		2	0	0	0	0	1	0
Ted Abernathy, R (8, 1)										1	0	0	0	0	0	2
Clay Carroll, R (9, 1) OBP: 0.143, SLG: 0.143										0	0	0	0	0	0	0
Inning Stats	R: 0 E: 0 K: 0 S: 3 H: 0 LOB: 0 BB: 0 P: 3	R: 0 E: 0 K: 1 S: 5 H: 0 LOB: 0 BB: 0 P: 5	R: 0 E: 0 K: 1 S: 5 H: 0 LOB: 0 BB: 0 P: 5	R: 4 E: 0 K: 1 S: 10 H: 5 LOB: 1 BB: 0 P: 10	R: 0 E: 0 K: 2 S: 7 H: 0 LOB: 0 BB: 0 P: 7	R: 0 E: 0 K: 0 S: 4 H: 1 LOB: 1 BB: 0 P: 4	R: 0 E: 0 K: 1 S: 6 H: 1 LOB: 1 BB: 0 P: 6	R: 3 E: 0 K: 0 S: 7 H: 4 LOB: 2 BB: 1 P: 11		1B: 5 2B: 6 3B: 0 HR: 1	SF: 0 SAC: 1 DP: 1 HBP: 0						

livebaseballscorecards.com

AB	34
R	7
H	11
RBI	7
BB	1
SO	6
LOB	12

PITCHER		IP	WLS	BF	H	R	ER	SO	BB	IBB	HBP	BLK	WP	HR	S	P	ERA	WHIP
Phil Niekro, R (1, 1) ERA: 2.91		6.0	L	25	7	4	3	5	0	0	0	0	1	1	35	35	4.50	1.167
Cecil Upshaw, R (7, 1) ERA: 2.39		1.0		3	0	0	0	1	0	0	0	0	0	0	5	5	0.00	0.000
Ken Johnson, R (8, 1) ERA: 3.5		1.0		8	4	3	3	0	0	1	0	0	0	0	7	11	27.00	4.000

PITCHER	IP	WLS	BF	H	R	ER	SO	BB	IBB	HBP	BLK	WP	HR	S	P	ERA	WHIP

Batter	1	2	3	4	5	6	7	8	9	AB	R	H	RBI	BB	SO	LOB
Felipe Alou, R (1, 8) OBP: 0.365, SLG: 0.439	S S S 0-3 ① K		x 0-0 1B 2B		x 0-0 1B HR 1B	S S S 0-3 ② K		x 0-0 1B 1B		5	2	3	0	0	2	2
Felix Millan, R (1, 4) OBP: 0.331, SLG: 0.346	x 0-0 ② 4-3		x 0-0 BB 1B 2-H 1B		x 0-0 ② F3	x 0-0 1-2 2-H 1B		x 0-0 1-3 1B		5	0	3	2	0	0	1
Hank Aaron, R (1, 9) OBP: 0.325, SLG: 0.465	x 0-0 ③ 5-3		x 0-0 BB 1-2 1B		x 0-0 1-2 HR 1B	x 0-0 ③ FC5 2-3f		x 0-0 ③ F8		5	1	2	0	0	0	4
Joe Torre, R (1, 2) OBP: 0.335, SLG: 0.395		x 0-0 ① F7	B B B 4-0 FC6-4 1-2 2-3 BB		x 0-0 1-H 2-H HR		x 0-0 ① 1-3		x 0-0 ① F8	4	1	1	3	1	0	0
Tommie Aaron, R (1, 7) OBP: 0.310, SLG: 0.307		x 0-0 1B	x 0-0 ③ FC6-4 1-2f		x 0-0 1B		x 0-0 ② P4		x 0-0 ② F8	5	0	2	0	0	0	3
Deron Johnson, R (1, 3) OBP: 0.291, SLG: 0.299	S S S 0-3 ② K			S S S 0-3 ① K	S S S 0-3 ③ K		x 0-0 1B		x 0-0 1B 1B	5	0	2	0	0	3	2
Bob Johnson, R (1, 5) OBP: 0.315, SLG: 0.310		x 0-0 ③ F3		x 0-0 ② 5-3		x 0-0 E8 1B 1B	x 0-0 ③ F9		x 0-0 1-3 1B	5	1	2	0	0	0	2
Marty Martinez, S (1, 6) OBP: 0.282, SLG: 0.220			x 0-0 ① F9	x 0-0 ③ 5-3		x 0-0 ① F9		x 0-0 ① F8	x 0-0 ③ L4	5	0	0	0	0	0	3
Milt Pappas, R (1, 1) OBP: 0.195, SLG: 0.211 Claude Raymond, R (9, 1) OBP: 0.143, SLG: 0.143			S S S 0-3 ② K		S S S 0-3 ① K	B B B 4-0 FC5 1B BB		x 0-0 ② P3		3 0	0 0	0 0	0 0	1 0	2 0	0 0
Inning Stats	R: 0 E: 0 K: 1 S: 5 H: 0 LOB: 0 BB: 0 P: 5	R: 0 E: 0 K: 1 S: 6 H: 1 LOB: 1 BB: 0 P: 6	R: 1 E: 0 K: 1 S: 8 H: 3 LOB: 3 BB: 1 P: 12	R: 0 E: 0 K: 1 S: 5 H: 0 LOB: 0 BB: 0 P: 5	R: 3 E: 0 K: 2 S: 11 H: 4 LOB: 1 BB: 0 P: 11	R: 1 E: 1 K: 1 S: 7 H: 2 LOB: 2 BB: 1 P: 11	R: 0 E: 0 K: 0 S: 4 H: 1 LOB: 1 BB: 0 P: 4	R: 0 E: 0 K: 0 S: 5 H: 2 LOB: 2 BB: 0 P: 5	R: 0 E: 0 K: 0 S: 5 H: 2 LOB: 2 BB: 0 P: 5	1B: 13 2B: 1 3B: 0 HR: 1	SF: 0 SAC: 0 DP: 0 HBP: 0						

TOP

Atlanta Braves @ St. Louis Cardinals

Busch Stadium, St. Louis, MO

Fri Aug 16 1968, 7:05 PM CDT

Att. 42,580 - Unknown

livebaseballscorecards.com

AB	42
R	5
H	15
RBI	5
BB	2
SO	7
LOB	17

WP: 0 PB: 0 SB: 0 CS: 0 PA: 44

PITCHER		IP	WLS	BF	H	R	ER	SO	BB	IBB	HBP	BLK	WP	HR	S	P	ERA	WHIP
Steve Carlton, L ERA: 3.06	(1, 1)	5.1	L	27	9	5	5	6	2	0	0	0	0	1	37	45	8.44	2.062
Wayne Granger, R ERA: 2.1	(6, 1)	0.2		3	1	0	0	1	0	0	0	0	0	0	5	5	0.00	1.500
Mel Nelson, L ERA: 2.65	(7, 1)	3.0		14	5	0	0	0	0	0	0	0	0	0	14	14	0.00	1.667

PITCHER	IP	WLS	BF	H	R	ER	SO	BB	IBB	HBP	BLK	WP	HR	S	P	ERA	WHIP

BOTTOM

Atlanta Braves @ St. Louis Cardinals

Busch Stadium, St. Louis, MO

Fri Aug 16 1968, 7:05 PM CDT

Att. 42,580 - Unknown

livebaseballscorecards.com

Batter	1	2	3	4	5	6	7	8	9	AB	R	H	RBI	BB	SO	LOB
Lou Brock, L (1, 7) OBP: 0.324, SLG: 0.430	G3			F7		F8			6-3	4	0	0	0	0	0	0
Curt Flood, R (1, 8) OBP: 0.330, SLG: 0.360	F9			E6		BB			1B	2	1	0	0	1	0	0
Mel Nelson, R (7, 1) OBP: 0.300, SLG: 0.222										0	0	0	0	0	0	0
Tim McCarver, L (9, PH) OBP: 0.289, SLG: 0.334										1	0	1	0	0	0	0
Roger Maris, L (1, 9) OBP: 0.323, SLG: 0.390	6-3			P6		K			F7	4	0	0	0	0	1	3
Orlando Cepeda, R (1, 3) OBP: 0.316, SLG: 0.383		F8		1B			F7		1B	4	0	2	1	0	0	0
Johnny Edwards, L (1, 2) OBP: 0.291, SLG: 0.348		F2		F3			4-3		F9	4	0	0	0	0	0	3
Mike Shannon, R (1, 5) OBP: 0.331, SLG: 0.444		F8			P3		1B			3	0	1	0	0	0	0
Dick Schofield, S (1, 4) OBP: 0.295, SLG: 0.333			F8		P4			FC6-4 BB		2	0	0	0	1	0	0
Dal Maxvill, R (1, 6) OBP: 0.322, SLG: 0.301			K2-3		F9			FC6-4 G4-6-3		3	0	0	0	0	1	1
Steve Carlton, L (1, 1) OBP: 0.175, SLG: 0.316			K			P6		G4-6-3		1	0	0	0	0	1	0
Wayne Granger, R (6, 1) OBP: 0.200, SLG: 0.200										0	0	0	0	0	0	0
Bobby Tolan, L (6, PH) OBP: 0.293, SLG: 0.365										2	0	0	0	0	0	1
(7, 8)																

Inning Stats									
	R: 0	H: 0	R: 0	H: 0	R: 0	H: 0	R: 1	H: 1	R: 0	H: 0
	E: 0	LOB: 0	E: 0	LOB: 0	E: 0	LOB: 0	E: 1	LOB: 1	E: 0	LOB: 0
	K: 0	BB: 0	K: 0	BB: 0	K: 2	BB: 0	K: 0	BB: 0	K: 0	BB: 0
	S: 3	P: 3	S: 3	P: 3	S: 7	P: 7	S: 5	P: 5	S: 3	P: 3

Inning Stats									
	R: 0	H: 0	R: 0	H: 1	R: 0	H: 2	1B: 4	SF: 0	WP: 0	PA: 32
	E: 0	LOB: 1	E: 0	LOB: 1	E: 0	LOB: 2	2B: 0	SAC: 0	PB: 0	
	K: 1	BB: 1	K: 0	BB: 0	K: 0	BB: 1	3B: 0	DP: 1	SB: 1	
	S: 5	P: 9	S: 3	P: 3	S: 2	P: 6	HR: 0	HBP: 0	CS: 0	

	AB	30
	R	1
	H	4
	RBI	1
	BB	2
	SO	3
	LOB	8

PITCHER	IP	WLS	BF	H	R	ER	SO	BB	IBB	HBP	BLK	WP	HR	S	P	ERA	WHIP
Milt Pappas, R (1, 1) ERA: 3.82	8.2	W	31	4	1	0	3	2	0	0	0	0	0	35	43	0.00	0.692
Claude Raymond, R (9, 1) ERA: 2.91	0.1	S	1	0	0	0	0	0	0	0	0	0	0	1	1	0.00	0.000

PITCHER	IP	WLS	BF	H	R	ER	SO	BB	IBB	HBP	BLK	WP	HR	S	P	ERA	WHIP
Steve Carlton, L (1, 1) OBP: 0.175, SLG: 0.316	8.1	L	34	4	3	3	3	1	0	0	0	0	1	43	57	3.32	0.615
Wayne Granger, R (6, 1) OBP: 0.200, SLG: 0.200	0.2	H	3	0	0	0	0	0	0	0	0	0	0	3	3	0.00	0.000
Bobby Tolan, L (6, PH) OBP: 0.293, SLG: 0.365	0.0		1	0	0	0	0	0	0	0	0	0	0	0	0		0.000
(7, 8)	0.0		0	0	0	0	0	0	0	0	0	0	0	0	0		

Atlanta Braves @ St. Louis Cardinals

Busch Stadium, St. Louis, MO

Sat Aug 17 1968, 7:05 PM CDT

Att. 46,537 - Unknown

TOP

livebaseballscorecards.com

Batter	1	2	3	4	5	6	7	8	9	AB	R	H	RBI	BB	SO	LOB
Felipe Alou, R (1, 8) OBP: 0.365, SLG: 0.438	F5		G4-3 1B		FC5-4 1-2 2-3			P4		4	0	1	0	0	0	2
Felix Millan, R (1, 4) OBP: 0.330, SLG: 0.353	F8		G4-3 1-2f		F7			HR		4	1	1	1	0	0	2
Hank Aaron, R (1, 9) OBP: 0.327, SLG: 0.464	F7			BBBB G6-4-3 BB		9-3 1B		F3		3	0	1	0	1	0	0
Joe Torre, R (1, 2) OBP: 0.334, SLG: 0.391		BBBB E BB		G6-4-3 1-2f		9-3 1-2f		F8		3	0	0	0	1	0	2
Tommie Aaron, R (1, 7) OBP: 0.309, SLG: 0.306		SSS K		L6		1B			P3	4	0	1	0	0	1	1
Deron Johnson, R (1, 3) OBP: 0.290, SLG: 0.298		E6 1-2			1B 1B 1B 1B	F9			P3	4	1	1	0	0	0	2
Bob Johnson, R (1, 5) OBP: 0.314, SLG: 0.308		F8			1B 1B 1B 1-2		F9		P4	4	1	1	0	0	0	2
Marty Martinez, S (1, 6) OBP: 0.283, SLG: 0.222		F9			FC5-4 1B 1-2 2-3		F9			3	0	1	0	0	0	2
Pat Jarvis, R (1, 1) OBP: 0.174, SLG: 0.179			SSS K		FC5-4 1-2 2-H 3-H		SSS K			3	0	1	2	0	2	0

	AB	32
	R	3
	H	8
	RBI	3
	BB	2
	SO	3
	LOB	13

Inning Stats	R	E	K	S	H	LOB	BB	P
1	0	0	0	3	0	0	0	3
2	0	1	1	6	0	2	1	10
3	0	0	1	5	1	0	0	5
4	0	0	0	2	0	0	1	6
5	2	0	0	6	4	1	0	6
6	0	0	0	4	2	1	0	4
7	0	0	1	5	0	0	0	5
8	1	0	0	4	1	0	0	4
9	0	0	0	3	0	0	0	3

	1B	7
	2B	1
	3B	0
	HR	1
	SF	0
	SAC	0
	DP	4
	HBP	0

	WP	0
	PB	0
	SB	0
	CS	0
	PA	34

PITCHER	IP	WLS	BF	H	R	ER	SO	BB	IBB	HBP	BLK	WP	HR	S	P	ERA	WHIP
Larry Jaster, L (1, 1) ERA: 3.11	9.0	L	34	8	3	3	3	2	0	0	0	0	1	38	46	3.00	1.111

PITCHER	IP	WLS	BF	H	R	ER	SO	BB	IBB	HBP	BLK	WP	HR	S	P	ERA	WHIP

Atlanta Braves @ St. Louis Cardinals

Busch Stadium, St. Louis, MO

Sat Aug 17 1968, 7:05 PM CDT

Att. 46,537 - Unknown

BOTTOM

livebaseballscorecards.com

Batter	1	2	3	4	5	6	7	8	9	AB	R	H	RBI	BB	SO	LOB
Lou Brock, L (1, 7) OBP: 0.328, SLG: 0.434	2B E 2B	3-H 1B			BBBB 4-0 G3-6-1 1-2 BB		IIII 4-0 IBB			2	1	2	1	2	0	0
Bobby Tolan, L (1, 8) OBP: 0.292, SLG: 0.368	2-3 2B	F9			0-0 ① ② G3-6-1 1-2f 2-3		SSS 0-3 ③ K			4	0	1	0	0	1	5
Roger Maris, L (1, 9) OBP: 0.322, SLG: 0.387	1-3		G3		P4			FC5-4 1B		4	0	1	0	0	0	3
Orlando Cepeda, R (1, 3) OBP: 0.315, SLG: 0.382	E6 3-H		5-3			G5-4-3 1B		F8		4	0	1	1	0	0	2
Tim McCarver, L (1, 2) OBP: 0.286, SLG: 0.330	F9		F9			P4		FC5-4 1-2f		4	0	0	0	0	0	4
Mike Shannon, R (1, 5) OBP: 0.328, SLG: 0.440	F9			P3		G5-4-3 1-2f		5-3		4	0	0	0	0	0	4
Dick Schofield, S (1, 4) OBP: 0.302, SLG: 0.327		BBBB 4-0 6-3 S 1B BB		SSS 0-3 ② K			H 1-0 FC6-4 HBP		SSS 0-3 ① K	2	1	0	0	1	2	0
Dal Maxvill, R (1, 6) OBP: 0.319, SLG: 0.298		6-3 1-3		P6			FC6-4 SH1-4 1-2f		SSS 0-3 ② K	4	0	0	0	0	1	2
Larry Jaster, L (1, 1) OBP: 0.179, SLG: 0.237 Dave Ricketts, S (9, PH) OBP: 0.118, SLG: 0.118	SSS 0-3 ② K				G3-6-1 BB 1B		SH1-4 1-2		5-3	2	0	1	0	0	1	1
										1	0	0	0	0	0	0

	AB	31
	R	2
	H	6
	RBI	2
	BB	3
	SO	5
	LOB	21

Inning Stats									
	R: 1 H: 2 E: 1 LOB: 2 K: 0 BB: 0 S: 6 P: 6	R: 1 H: 1 E: 0 LOB: 1 K: 1 BB: 1 S: 6 P: 10	R: 0 H: 0 E: 0 LOB: 0 K: 0 BB: 0 S: 3 P: 3	R: 0 H: 0 E: 0 LOB: 0 K: 1 BB: 0 S: 5 P: 5	R: 0 H: 1 E: 0 LOB: 1 K: 0 BB: 1 S: 3 P: 7	R: 0 H: 1 E: 0 LOB: 0 K: 0 BB: 0 S: 3 P: 3	R: 0 H: 0 E: 0 LOB: 2 K: 1 BB: 1 S: 5 P: 10	R: 0 H: 1 E: 0 LOB: 1 K: 0 BB: 0 S: 4 P: 4	R: 0 H: 0 E: 0 LOB: 0 K: 2 BB: 0 S: 7 P: 7	1B: 4 SF: 0 2B: 2 SAC: 1 3B: 0 DP: 2 HR: 0 HBP: 1	WP: 0 PA: 36 PB: 0 SB: 1 CS: 0

PITCHER		IP	WLS	BF	H	R	ER	SO	BB	IBB	HBP	BLK	WP	HR	S	P	ERA	WHIP
Pat Jarvis, R ERA: 2.52	(1, 1)	9.0	W	36	6	2	2	5	2	1	1	0	0	0	42	55	2.00	0.889

PITCHER	IP	WLS	BF	H	R	ER	SO	BB	IBB	HBP	BLK	WP	HR	S	P	ERA	WHIP

Batter	1	2	3	4	5	6	7	8	9	AB	R	H	RBI	BB	SO	LOB
Felipe Alou, R (1, 8) OBP: 0.364, SLG: 0.437	L5		1-2 2-3 1B		6-3			4-3		3	0	1	0	0	0	0
Mike Lum, L (5, 8) OBP: 0.263, SLG: 0.320										1	0	0	0	0	0	0
Felix Millan, R (1, 4) OBP: 0.330, SLG: 0.352	6-3		SF8 3-H			S S S K		1B		3	0	1	1	0	1	0
Hank Aaron, R (1, 9) OBP: 0.326, SLG: 0.463	F8		4-3			S S S K		1-2 1B		1	0	0	0	0	0	0
Mike Page, L (2, 9) OBP: 0.250, SLG: 0.217										3	0	1	0	0	1	2
Tito Francona, L (1, 7) OBP: 0.415, SLG: 0.381		G6-4-3 1B		F7		F9		F7		4	0	1	0	0	0	2
Deron Johnson, R (1, 3) OBP: 0.287, SLG: 0.294		G6-4-3 1-2f		F3			S S S K		6-3	4	0	0	0	0	1	1
Bob Johnson, R (1, 5) OBP: 0.318, SLG: 0.320		4-3		2B			F9		1B	4	0	2	0	0	0	0
Bob Tillman, R (1, 2) OBP: 0.246, SLG: 0.282			F9	F8			1B		F7	4	0	1	0	0	0	2
Marty Martinez, S (1, 6) OBP: 0.284, SLG: 0.223			1B 1B SF8 1B		6-3		F9	S S S K		3	1	1	0	0	0	1
Rick Kester, R (7, 1)										0	0	0	0	0	0	0
Tommie Aaron, R (9, PH) OBP: 0.307, SLG: 0.305										1	0	0	0	0	1	1
Ron Reed, R (1, 1) OBP: 0.180, SLG: 0.146										0	0	0	0	0	0	0
Ken Johnson, R (1, 1) OBP: 0.179, SLG: 0.184										2	0	1	0	0	0	0
Wayne Causey, L (7, 6) OBP: 0.239, SLG: 0.192			1B 1-2 1B		5-3			F5		1	0	0	0	0	0	0
Inning Stats	R: 0 E: 0 K: 0 S: 3 H: 0 LOB: 0 BB: 0 P: 3	R: 0 E: 0 K: 0 S: 3 H: 1 LOB: 0 BB: 0 P: 3	R: 1 E: 0 K: 0 S: 6 H: 3 LOB: 2 BB: 0 P: 6	R: 0 E: 0 K: 0 S: 4 H: 1 LOB: 1 BB: 0 P: 4	R: 0 E: 0 K: 0 S: 3 H: 0 LOB: 0 BB: 0 P: 3	R: 0 E: 0 K: 2 S: 7 H: 0 LOB: 0 BB: 0 P: 7	R: 0 E: 0 K: 1 S: 6 H: 1 LOB: 1 BB: 0 P: 6	R: 0 E: 0 K: 0 S: 5 H: 2 LOB: 2 BB: 0 P: 5	R: 0 E: 0 K: 1 S: 6 H: 1 LOB: 1 BB: 0 P: 6	1B: 8 2B: 1 3B: 0 HR: 0 SF: 1 SAC: 0 DP: 1 HBP: 0						

PITCHER	IP	WLS	BF	H	R	ER	SO	BB	IBB	HBP	BLK	WP	HR	S	P	ERA	WHIP
Ray Washburn, R (1, 1) ERA: 2.59	9.0	W	35	9	1	1	4	0	0	0	0	0	0	43	43	1.00	1.000

PITCHER	IP	WLS	BF	H	R	ER	SO	BB	IBB	HBP	BLK	WP	HR	S	P	ERA	WHIP

TOP

Atlanta Braves @ St. Louis Cardinals

Busch Stadium, St. Louis, MO

Sun Aug 18 1968, 3:33 AM CDT

Att. 37,571 - Unknown

livebaseballscorecards.com

AB	34
R	1
H	9
RBI	1
BB	0
SO	4
LOB	9

PA: 35

WP: 0
PB: 0
SB: 0
CS: 0

BOTTOM

Atlanta Braves @ St. Louis Cardinals

Busch Stadium, St. Louis, MO

Sun Aug 18 1968, 3:33 AM CDT

Att. 37,571 - Unknown

livebaseballscorecards.com

Batter	1	2	3	4	5	6	7	8	9	AB	R	H	RBI	BB	SO	LOB
Lou Brock, L (1, 7) OBP: 0.327, SLG: 0.432	S 1B FC4 S 1B 1-2f 2-3 3-H		K	4-3			L5			5	2	1	1	0	1	5
Phil Gagliano, R (1, 4) OBP: 0.265, SLG: 0.209	K 1-2 1B 1B 1B 1-H 3-H		P4		P6		F7			5	1	1	2	0	1	2
Roger Maris, L (1, 9) OBP: 0.328, SLG: 0.392 Ed Spiezio, R (9, 9) OBP: 0.234, SLG: 0.167	WP 1B 1B 2-H 1B 1B 1-3		1B		P3		4-3			5 0	1 0	3 0	1 0	0 0	0 0	1 0
Orlando Cepeda, R (1, 3) OBP: 0.318, SLG: 0.384	E 1B 1B 1-H 1-2 1B 3-H		F8		F3			G6-4-3 1B 1B		5	1	3	2	0	0	1
Tim McCarver, L (1, 2) OBP: 0.285, SLG: 0.328	E6 1B 2B 1-2 F8			6-3		E5 2B FC1-2-4-5-3		G6-4-3 1B 1-2		5	1	1	0	0	0	3
Mike Shannon, R (1, 5) OBP: 0.333, SLG: 0.446	2B BB 1B 1-3 2-H	FC4-6 1B		1B 1B 1B		FC1-2-4-5-3 1-3 2B		G6-4-3 1-2f 2-3		5	2	4	1	0	0	2
Ron Davis, R (1, 8) OBP: 0.263, SLG: 0.295	BB FC4 2B 1-3 3-H	FC4-6 1-2f	K	FC1-2-4-5-4 2-3 3-H				K		5	1	1	1	0	2	5
Dal Maxvill, R (1, 6) OBP: 0.321, SLG: 0.298	FC4 BB 1B IBB	F3	1B 1-2 1B	P3						3	1	1	0	1	0	2
Ray Washburn, R (1, 1) OBP: 0.224, SLG: 0.143	FC4 1-2 2-3 3-H BB	K	1-3 2-H 1B				BB			2	0	1	2	2	1	1
Inning Stats	R: 9 E: 1 K: 1 S: 14 H: 8 LOB: 2 BB: 2 P: 22	R: 0 E: 0 K: 1 S: 6 H: 1 LOB: 1 BB: 0 P: 6	R: 0 E: 0 K: 1 S: 6 H: 1 LOB: 1 BB: 0 P: 6	R: 1 E: 0 K: 1 S: 8 H: 3 LOB: 2 BB: 0 P: 8	R: 0 E: 0 K: 0 S: 3 H: 0 LOB: 0 BB: 0 P: 3	R: 0 E: 1 K: 0 S: 4 H: 1 LOB: 1 BB: 0 P: 4	R: 0 E: 0 K: 0 S: 3 H: 0 LOB: 1 BB: 1 P: 7	R: 0 E: 0 K: 1 S: 6 H: 2 LOB: 1 BB: 0 P: 6		1B: 14 2B: 3 3B: 0 HR: 0 SF: 0 SAC: 0 DP: 2 HBP: 0						

	AB	40
	R	10
	H	16
	RBI	10
	BB	3
	SO	5
	LOB	22

WP: 1 PB: 0 SB: 2 CS: 0 PA: 43

PITCHER		IP	WLS	BF	H	R	ER	SO	BB	IBB	HBP	BLK	WP	HR	S	P	ERA	WHIP
Ron Reed, R ERA: 3.32	(1, 1)	0.1	L	9	5	8	4	1	1	1	0	0	1	0	9	17	108.00	18.000
Ken Johnson, R ERA: 3.41	(1, 1)	5.2		26	9	2	1	3	0	0	0	0	0	0	32	32	1.59	1.588
Rick Kester, R ERA:	(7, 1)	2.0		8	2	0	0	1	1	0	0	0	0	0	9	13	0.00	1.500

PITCHER	IP	WLS	BF	H	R	ER	SO	BB	IBB	HBP	BLK	WP	HR	S	P	ERA	WHIP

Batter	1	2	3	4	5	6	7	8	9	AB	R	H	RBI	BB	SO	LOB
Felipe Alou, R (1, 8) OBP: 0.361, SLG: 0.433	F7		F8		F9		FC6-4 1-2f		F8	5	0	0	0	0	0	5
Felix Millan, R (1, 4) OBP: 0.328, SLG: 0.351	4-3		5-3		FC6 1-2f			1B	FC5 2-3f	5	0	1	0	0	0	4
Hank Aaron, R (1, 9) OBP: 0.328, SLG: 0.464	CS 1B			1B		1-3		F9		4	0	2	0	0	0	1
Mike Page, L (8, 9) OBP: 0.250, SLG: 0.217										0	0	0	0	0	0	0
Joe Torre, R (1, 2) OBP: 0.342, SLG: 0.397	CS 1-2	G6-4-3 1B WP 1B		1-2 1B		BBB 4-0 BB		1-3 1B		3	1	3	0	1	0	0
Tommie Aaron, R (1, 7) OBP: 0.306, SLG: 0.304		1-2 G6-4-3 1B		F3		P4		P3		4	0	1	0	0	0	5
Deron Johnson, R (1, 3) OBP: 0.283, SLG: 0.290		G6-4-3 1-2f 2-3		SSS K		SSS K		SSS K		4	0	0	0	0	3	7
Bob Johnson, R (1, 5) OBP: 0.311, SLG: 0.312		5-3 3-H		P3			5-3		F8	4	0	0	0	0	0	2
Marty Martinez, S (1, 6) OBP: 0.291, SLG: 0.232			5-3		FC1-6 1B		FC6-4 1B		FC5 1B	4	0	3	0	0	0	0
George Stone, L (1, 1) OBP: 0.462, SLG: 0.417							F8			2	0	1	0	0	0	1
Bob Tillman, R (7, PH) OBP: 0.245, SLG: 0.280					FC1-6 FC6 1-2f				1-2	1	0	0	0	0	0	1
Cecil Upshaw, R (7, 1) OBP: 0.200, SLG: 0.143			1B						1B	0	0	0	0	0	0	0
Tito Francona, L (9, PH) OBP: 0.418, SLG: 0.383										1	0	1	0	0	0	0
Inning Stats	R: 0 E: 0 K: 0 S: 3 H: 1 LOB: 0 BB: 0 P: 3	R: 1 E: 0 K: 0 S: 4 H: 2 LOB: 0 BB: 0 P: 4	R: 0 E: 0 K: 0 S: 4 H: 1 LOB: 0 BB: 0 P: 4	R: 0 E: 0 K: 1 S: 7 H: 2 LOB: 2 BB: 0 P: 7	R: 0 E: 0 K: 0 S: 4 H: 1 LOB: 1 BB: 0 P: 4	R: 0 E: 0 K: 1 S: 5 H: 0 LOB: 1 BB: 1 P: 9	R: 0 E: 0 K: 0 S: 4 H: 1 LOB: 1 BB: 0 P: 4	R: 0 E: 0 K: 1 S: 7 H: 2 LOB: 2 BB: 0 P: 7	R: 0 E: 0 K: 0 S: 5 H: 2 LOB: 2 BB: 0 P: 5	1B: 12 2B: 0 3B: 0 HR: 0 SF: 0 SAC: 0 DP: 1 HBP: 0						

PITCHER	IP	WLS	BF	H	R	ER	SO	BB	IBB	HBP	BLK	WP	HR	S	P	ERA	WHIP
Ken Holtzman, L (1, 1) ERA: 3.45	9.0	W	38	12	1	1	3	1	0	0	0	1	0	43	47	1.00	1.444

PITCHER	IP	WLS	BF	H	R	ER	SO	BB	IBB	HBP	BLK	WP	HR	S	P	ERA	WHIP

TOP

Atlanta Braves @ Chicago Cubs

Wrigley Field, Chicago, IL

Mon Aug 19 1968, 3:33 AM CDT

Att. 11,363 - Sunny - 85 F

livebaseballscorecards.com

AB	37
R	1
H	12
RBI	0
BB	1
SO	3
LOB	26

WP: 1 PA: 39
PB: 0
SB: 0
CS: 1

Atlanta Braves @ Chicago Cubs

Wrigley Field, Chicago, IL

Mon Aug 19 1968, 3:33 AM CDT

Att. 11,363 - Sunny - 85 F

BOTTOM

Batter	1	2	3	4	5	6	7	8	9	AB	R	H	RBI	BB	SO	LOB
Don Kessinger, S (1, 6) OBP: 0.296, SLG: 0.306	P4		F8		6-3		S, 1B			4	0	1	0	0	0	0
Glenn Beckert, R (1, 4) OBP: 0.304, SLG: 0.346	K		2B, 3B		6-3		P6 1-2			4	1	1	0	0	1	1
Billy Williams, L (1, 9) OBP: 0.334, SLG: 0.478	14 HR, 1B		1B, 2B 3-H		P6			F2		4	2	2	1	0	0	0
14 Ernie Banks, R (1, 3) OBP: 0.298, SLG: 0.474	1-H, HR		5-3			K		5-3, 2B		4	1	2	2	0	1	1
Ron Santo, R (1, 5) OBP: 0.360, SLG: 0.413	K		FC6-4, 1B 2-H			HR		5-3, IBB		3	1	2	2	1	1	0
Randy Hundley, R (1, 2) OBP: 0.289, SLG: 0.333		P5	FC6-4 1-2f			F7		5-3 1-2 2-3		4	0	0	0	0	0	3
Adolfo Phillips, R (1, 8) OBP: 0.331, SLG: 0.377		FC1-4, 1B		6-3		P5		F2		4	0	1	0	0	0	2
Jose Arcia, R (1, 7) OBP: 0.214, SLG: 0.294		FC1-4 1-2f		K			K			3	0	0	0	0	2	1
Ken Holtzman, R (1, 1) OBP: 0.127, SLG: 0.143		F7		P5			K			3	0	0	0	0	1	1
Inning Stats	R: 2 E: 0 K: 2 S: 9 H: 2 LOB: 0 BB: 0 P: 9	R: 0 E: 0 K: 0 S: 4 H: 1 LOB: 1 BB: 0 P: 4	R: 2 E: 0 K: 0 S: 6 H: 3 LOB: 1 BB: 0 P: 6	R: 0 E: 0 K: 1 S: 5 H: 0 LOB: 0 BB: 0 P: 5	R: 0 E: 0 K: 0 S: 3 H: 0 LOB: 0 BB: 0 P: 3	R: 1 E: 0 K: 1 S: 6 H: 1 LOB: 0 BB: 0 P: 6	R: 0 E: 0 K: 2 S: 8 H: 1 LOB: 1 BB: 0 P: 8	R: 0 E: 0 K: 0 S: 4 H: 1 LOB: 2 BB: 1 P: 8		1B: 4 2B: 2 3B: 1 HR: 2 SF: 0 SAC: 0 DP: 0 HBP: 0						

livebaseballscorecards.com

AB	33
R	5
H	9
RBI	5
BB	1
SO	6
LOB	9

PITCHER		IP	WLS	BF	H	R	ER	SO	BB	IBB	HBP	BLK	WP	HR	S	P	ERA	WHIP
George Stone, L ERA: 3.18	(1, 1)	6.0	L	25	7	5	5	4	0	0	0	0	0	2	33	33	7.50	1.167
Cecil Upshaw, R ERA: 2.34	(7, 1)	2.0		9	2	0	0	2	0	1	0	0	0	0	12	16	0.00	1.000

PITCHER		IP	WLS	BF	H	R	ER	SO	BB	IBB	HBP	BLK	WP	HR	S	P	ERA	WHIP

Batter	1	2	3	4	5	6	7	8	9	10	AB	R	H	RBI	BB	SO	LOB
Felipe Alou, R (1, 8) OBP: 0.362, SLG: 0.433	FC6-5 2B	3-1			5-3	BB 1B		F9			4	0	1	0	1	0	0
Felix Millan, R (1, 4) OBP: 0.327, SLG: 0.350	FC6-5 2-3		G3		F6	1-3 3-H 1B		F8			1	0	0	0	0	0	1
Wayne Causey, L (2, 4) OBP: 0.240, SLG: 0.194											4	0	1	1	0	0	0
Hank Aaron, R (1, 9) OBP: 0.326, SLG: 0.461	K	K			BB HBP 1B	P3			K		5	0	1	0	0	3	3
Joe Torre, R (1, 3) OBP: 0.340, SLG: 0.392	4-3		5-3		1-0 BB 1-2 HBP		F9		K		4	0	0	0	0	1	1
Tito Francona, L (1, 7) OBP: 0.421, SLG: 0.383		4-3		BB 1B	1-2 2-3 FC6-4 BB		E4 1B		P5		3	1	1	0	2	0	0
Tommie Aaron, R (9, 7) OBP: 0.306, SLG: 0.304											0	0	0	0	0	0	0
Bob Johnson, R (1, 5) OBP: 0.301, SLG: 0.302		1-3		F9	FC6-4 1-2f		6-3			6-3	5	0	0	0	0	0	5
Bob Tillman, R (1, 2) OBP: 0.249, SLG: 0.284		1B HR 1B		F8		F7	2-H 1B			K	5	1	2	1	0	1	1
Marty Martinez, S (1, 6) OBP: 0.296, SLG: 0.240		1-2 HR 1B		1-2 1B		WP 1B 1B	F9			F9	5	2	3	0	0	0	1
Phil Niekro, R (1, 1) OBP: 0.088, SLG: 0.211		1-H 2-H HR		6-3		P6 1-3		G3			4	1	1	3	0	0	3
Claude Raymond, R (8, 1) OBP: 0.143, SLG: 0.143											0	0	0	0	0	0	0
Inning Stats	R: 0 E: 0 K: 1 S: 6 H: 1 LOB: 1 BB: 0 P: 6	R: 3 E: 0 K: 0 S: 6 H: 3 LOB: 0 BB: 0 P: 6	R: 0 E: 0 K: 1 S: 5 H: 0 LOB: 0 BB: 0 P: 5	R: 0 E: 0 K: 0 S: 4 H: 1 LOB: 2 BB: 1 P: 8	R: 0 E: 0 K: 0 S: 4 H: 1 LOB: 3 BB: 1 P: 9	R: 1 E: 0 K: 0 S: 5 H: 2 LOB: 2 BB: 1 P: 9	R: 1 E: 1 K: 0 S: 5 H: 2 LOB: 1 BB: 0 P: 5	R: 0 E: 0 K: 0 S: 3 H: 0 LOB: 0 BB: 0 P: 3	R: 0 E: 0 K: 2 S: 7 H: 0 LOB: 0 BB: 0 P: 7	R: 0 E: 0 K: 1 S: 5 H: 0 LOB: 0 BB: 0 P: 5	1B: 8 2B: 1 3B: 0 HR: 1 SF: 0 SAC: 0 DP: 0 HBP: 1						

PITCHER	IP	WLS	BF	H	R	ER	SO	BB	IBB	HBP	BLK	WP	HR	S	P	ERA	WHIP
Bill Hands, R (1, 1) ERA: 2.92	5.1		26	7	4	4	2	2	0	1	0	0	1	27	36	6.75	1.688
Phil Regan, R (6, 1) ERA: 1.9	1.2		9	3	1	0	0	1	0	0	0	1	0	8	12	0.00	2.400
Jack Lamabe, R (8, 1) ERA: 4.59	2.0		6	0	0	0	2	0	0	0	0	0	0	10	10	0.00	0.000
Joe Niekro, R (10, 1) ERA: 4.16	1.0	W	3	0	0	0	1	0	0	0	0	0	0	5	5	0.00	0.000

PITCHER	IP	WLS	BF	H	R	ER	SO	BB	IBB	HBP	BLK	WP	HR	S	P	ERA	WHIP

TOP

Atlanta Braves @ Chicago Cubs

Wrigley Field, Chicago, IL

Tue Aug 20 1968, 3:33 AM CDT

Att. 16,749 - Unknown - 90 F

livebaseballscorecards.com

AB	40
R	5
H	10
RBI	5
BB	3
SO	5
LOB	15

PA: 44

WP: 2
PB: 0
SB: 0
CS: 0

Batter	1	2	3	4	5	6	7	8	9	10	AB	R	H	RBI	BB	SO	LOB
Don Kessinger, S (1, 6) OBP: 0.293, SLG: 0.303	1-6-3	6-3			4-3		3-1		K		5	0	0	0	0	1	4
Glenn Beckert, R (1, 4) OBP: 0.303, SLG: 0.346	P3	F7			K			1B	SF9		4	0	1	1	0	1	0
Billy Williams, L (1, 9) OBP: 0.335, SLG: 0.477	14 1B E 1B		P4			G3		1-2 1B	1-3		5	1	2	0	0	0	2
14 Ernie Banks, R (1, 3) OBP: 0.297, SLG: 0.471	E HR 1-3 1B		6-3			6-3		K		K	5	1	1	0	0	2	2
Ron Santo, R (1, 5) OBP: 0.359, SLG: 0.409	E6 HR 1-2 3-H		F8			BB		F9		L5	4	1	0	0	1	0	3
Willie Smith, L (1, 7) OBP: 0.307, SLG: 0.407	1-H 2-H HR			4-3		K		4-3		HR	5	2	2	4	0	1	3
Randy Hundley, R (1, 2) OBP: 0.291, SLG: 0.334	1B			5-3			E6 G3		E SH SF9 1B		4	1	2	0	0	0	0
Adolfo Phillips, R (1, 8) OBP: 0.328, SLG: 0.373	F5			P6				K	SH E 1-2		3	0	0	0	0	1	2
Bill Hands, R (1, 1) OBP: 0.121, SLG: 0.079		P4			F7			G3 1-2	IBB 1-2 2-3		2	0	0	0	0	0	0
Phil Regan, R (6, 1) OBP: 0.200, SLG: 0.211											0	0	0	0	0	0	0
Al Spangler, L (7, PH) OBP: 0.355, SLG: 0.390											1	0	0	0	0	0	1
Jack Lamabe, R (8, 1) OBP: 0.200, SLG: 0.200											0	0	0	0	0	0	0
Jose Arcia, R (9, PH) OBP: 0.214, SLG: 0.294											0	0	0	0	0	0	0
Dick Nen, L (9, PH) OBP: 0.214, SLG: 0.300											0	0	0	1	0	0	0
John Upham, L (9, PR) OBP: 0.167, SLG: 0.167											0	0	0	0	0	0	0
Joe Niekro, R (10, 1) OBP: 0.179, SLG: 0.115											0	0	0	0	0	0	0
Inning Stats	R: 4 H: 4 E: 1 LOB: 1 K: 0 BB: 0 S: 8 P: 8	R: 0 H: 0 E: 0 LOB: 0 K: 0 BB: 0 S: 3 P: 3	R: 0 H: 0 E: 0 LOB: 0 K: 0 BB: 0 S: 3 P: 3	R: 0 H: 0 E: 0 LOB: 0 K: 0 BB: 0 S: 3 P: 3	R: 0 H: 0 E: 0 LOB: 0 K: 1 BB: 0 S: 5 P: 5	R: 0 H: 0 E: 0 LOB: 1 K: 1 BB: 1 S: 5 P: 9	R: 0 H: 0 E: 1 LOB: 1 K: 1 BB: 0 S: 6 P: 6	R: 0 H: 2 E: 0 LOB: 2 K: 1 BB: 0 S: 7 P: 7	R: 1 H: 1 E: 2 LOB: 2 K: 1 BB: 1 S: 7 P: 11	R: 1 H: 1 E: 0 LOB: 0 K: 1 BB: 0 S: 5 P: 5	1B: 6 SF: 1 2B: 0 SAC: 1 3B: 0 DP: 0 HR: 2 HBP: 0						

PITCHER		IP	WLS	BF	H	R	ER	SO	BB	IBB	HBP	BLK	WP	HR	S	P	ERA	WHIP
Phil Niekro, R ERA: 2.81	(1, 1)	7.0		29	5	4	0	3	1	0	0	0	0	1	34	38	0.00	0.857
Claude Raymond, R ERA: 2.93	(8, 1)	2.2	L	13	3	2	1	3	0	1	0	0	0	1	18	22	3.38	1.125

PITCHER	IP	WLS	BF	H	R	ER	SO	BB	IBB	HBP	BLK	WP	HR	S	P	ERA	WHIP

Atlanta Braves @ Chicago Cubs

Wrigley Field, Chicago, IL

Tue Aug 20 1968, 3:33 AM CDT

Att. 16,749 - Unknown - 90 F

BOTTOM

livebaseballscorecards.com

AB	38
R	6
H	8
RBI	5
BB	2
SO	6
LOB	17

WP: 0 PA: 42
PB: 0
SB: 0
CS: 0

Batter	1	2	3	4	5	6	7	8	9	AB	R	H	RBI	BB	SO	LOB
Felipe Alou, R (1, 8) OBP: 0.360, SLG: 0.431	E5		2B, BLK, 1-2, 2-H, 1B	1-3			K		F7	5	1	1	1	0	1	2
Wayne Causey, L (1, 4) OBP: 0.233, SLG: 0.188	1-3		F8		F2			4-3		4	0	0	0	0	0	3
Hank Aaron, R (1, 9) OBP: 0.328, SLG: 0.463	K		BLK, 1-3, 2-H, 1B, 2B		P4			1B		4	1	2	1	0	1	1
Joe Torre, R (1, 2) OBP: 0.341, SLG: 0.393	1-3		2-H, 3-H, 1B		K			1-2, 1B		4	0	2	1	0	1	1
Tito Francona, L (1, 3) OBP: 0.415, SLG: 0.377		K	K			F5		F7		4	0	0	0	0	2	3
Mike Page, L (1, 7) OBP: 0.214, SLG: 0.185		K	K			F7		K		4	0	0	0	0	3	3
Bob Johnson, R (1, 5) OBP: 0.294, SLG: 0.294		P3		P5		L5			F9	4	0	0	0	0	0	0
Marty Martinez, S (1, 6) OBP: 0.299, SLG: 0.244			HBP, 1B	F9			F7		1B	4	1	2	0	0	0	0
Milt Pappas, R (1, 1) OBP: 0.233, SLG: 0.231			1B, 1-2, 2B, HBP	1B			K		P3	1	1	1	0	0	0	0
Cecil Upshaw, R (6, 1) OBP: 0.188, SLG: 0.133										1	0	0	0	0	1	0
Dick Kelley, R (7, 1) OBP: 0.167, SLG: 0.048										0	0	0	0	0	0	0
Tommie Aaron, R (9, PH) OBP: 0.305, SLG: 0.303										1	0	0	0	0	0	1
Inning Stats	R: 0 E: 1 K: 1 S: 6 H: 0 LOB: 1 BB: 0 P: 6	R: 0 E: 0 K: 2 S: 7 H: 0 LOB: 0 BB: 0 P: 7	R: 4 E: 0 K: 2 S: 11 H: 4 LOB: 1 BB: 0 P: 12	R: 0 E: 0 K: 0 S: 4 H: 1 LOB: 1 BB: 0 P: 4	R: 0 E: 0 K: 1 S: 5 H: 0 LOB: 0 BB: 0 P: 5	R: 0 E: 0 K: 0 S: 3 H: 0 LOB: 0 BB: 0 P: 3	R: 0 E: 0 K: 2 S: 7 H: 0 LOB: 0 BB: 0 P: 7	R: 0 E: 0 K: 1 S: 7 H: 2 LOB: 2 BB: 0 P: 7	R: 0 E: 0 K: 0 S: 4 H: 1 LOB: 1 BB: 0 P: 4	1B: 7 2B: 1 3B: 0 HR: 0 SF: 0 SAC: 0 DP: 0 HBP: 1						

PITCHER		IP	WLS	BF	H	R	ER	SO	BB	IBB	HBP	BLK	WP	HR	S	P	ERA	WHIP
Fergie Jenkins, R ERA: 2.73	(1, 1)	7.0	W	28	5	4	4	8	0	0	1	1	0	0	43	44	5.14	0.714
Phil Regan, R ERA: 1.87	(8, 1)	2.0	S	9	3	0	0	1	0	0	0	0	0	0	11	11	0.00	1.500

PITCHER		IP	WLS	BF	H	R	ER	SO	BB	IBB	HBP	BLK	WP	HR	S	P	ERA	WHIP

TOP

Atlanta Braves @ Chicago Cubs

Wrigley Field, Chicago, IL

Wed Aug 21 1968, 3:33 AM CDT

Unknown - 90 F

livebaseballscorecards.com

AB	36
R	4
H	8
RBI	3
BB	0
SO	9
LOB	14

PA:	37
WP:	0
PB:	0
SB:	0
CS:	0

Batter	1	2	3	4	5	6	7	8	9	AB	R	H	RBI	BB	SO	LOB
Don Kessinger, S (1, 6) OBP: 0.291, SLG: 0.301	F7		L9		K		6-3			4	0	0	0	0	1	3
Glenn Beckert, R (1, 4) OBP: 0.304, SLG: 0.349	6-3		F8 2-3		1-2 1B		1B 2B			4	1	2	0	0	0	2
Billy Williams, L (1, 9) OBP: 0.336, SLG: 0.477	3-1		E9 1-3 3-H 1B		P6		14 HR 2-H 1B			4	1	2	2	0	0	2
14 Ernie Banks, R (1, 3) OBP: 0.301, SLG: 0.487		HR	F7			FC6-5 BB 1B	1-H HR			4	2	3	3	0	0	2
Ron Santo, R (1, 5) OBP: 0.358, SLG: 0.406		F9		F8		F8	1-0 HBP			3	0	0	0	0	0	1
Willie Smith, L (1, 7) OBP: 0.308, SLG: 0.405		K		G6-3 1B		P5	F7			3	0	1	0	0	1	1
Jim Hickman, R (7, PH) OBP: 0.287, SLG: 0.377										1	0	0	0	0	0	1
Phil Regan, R (8, 1) OBP: 0.200, SLG: 0.211										0	0	0	0	0	0	0
Randy Hundley, R (1, 2) OBP: 0.291, SLG: 0.332		1-3		G6-3 1-2f		1-2 BB		P5		3	0	0	0	1	0	1
Adolfo Phillips, R (1, 8) OBP: 0.327, SLG: 0.372			F8 1B 1B 1B		F3	FC6-5 2-3f		5-3		4	1	1	0	0	0	2
Fergie Jenkins, R (1, 1) OBP: 0.250, SLG: 0.270			E 1B 1-2 1B		1B 1B		4-3	K		2	0	2	0	0	0	0
Al Spangler, L (7, PH) OBP: 0.353, SLG: 0.388										1	0	0	0	0	0	0
Jose Arcia, R (8, 7) OBP: 0.211, SLG: 0.290										1	0	0	0	0	1	0
Inning Stats	R: 0 E: 0 K: 0 S: 3 H: 0 LOB: 0 BB: 0 P: 3	R: 1 E: 0 K: 1 S: 6 H: 1 LOB: 0 BB: 0 P: 6	R: 1 E: 1 K: 0 S: 6 H: 3 LOB: 2 BB: 0 P: 6	R: 0 E: 0 K: 0 S: 3 H: 1 LOB: 0 BB: 0 P: 3	R: 0 E: 0 K: 1 S: 7 H: 2 LOB: 2 BB: 0 P: 7	R: 0 E: 0 K: 0 S: 4 H: 1 LOB: 2 BB: 1 P: 8	R: 3 E: 0 K: 0 S: 6 H: 3 LOB: 1 BB: 0 P: 7	R: 0 E: 0 K: 1 S: 5 H: 0 LOB: 0 BB: 0 P: 5		1B: 8 2B: 1 3B: 0 HR: 2	SF: 0 SAC: 0 DP: 1 HBP: 1						

PITCHER		IP	WLS	BF	H	R	ER	SO	BB	IBB	HBP	BLK	WP	HR	S	P	ERA	WHIP
Milt Pappas, R ERA: 3.81	(1, 1)	5.0		21	7	2	2	2	0	0	0	0	0	1	25	25	3.60	1.400
Cecil Upshaw, R ERA: 2.59	(6, 1)	1.2	L	11	4	3	3	0	1	0	1	0	0	1	9	14	16.20	3.000
Dick Kelley, L ERA: 2.8	(7, 1)	1.1		4	0	0	0	1	0	0	0	0	0	0	6	6	0.00	0.000

PITCHER	IP	WLS	BF	H	R	ER	SO	BB	IBB	HBP	BLK	WP	HR	S	P	ERA	WHIP

BOTTOM

Atlanta Braves @ Chicago Cubs

Wrigley Field, Chicago, IL

Wed Aug 21 1968, 3:33 AM CDT

Unknown - 90 F

livebaseballscorecards.com

AB	34
R	5
H	11
RBI	5
BB	1
SO	3
LOB	15

WP: 0 PB: 0 SB: 0 CS: 0 PA: 36

Atlanta Braves @ Chicago Cubs

Wrigley Field, Chicago, IL

Wed Aug 21 1968, 3:38 AM CDT

Att. 22,842 - Unknown

TOP

livebaseballscorecards.com

Batter	1	2	3	4	5	6	7	8	9	AB	R	H	RBI	BB	SO	LOB
Felipe Alou, R (1, 8) OBP: 0.359, SLG: 0.429	0-0 FC4-6 1B	0-0 F9 ③		0-0 F9 ②			0-0 6-3 ①		0-0 F8 ②	5	0	1	0	0	0	2
Marty Martinez, S (1, 6) OBP: 0.301, SLG: 0.248	0-0 FC4-6 1B HR 1-2f ①		0-0 HR 2B	BBBB 4-0 BB			0-0 5-3 ②		0-0 6-3 ③	4	2	1	0	1	0	2
Hank Aaron, R (1, 9) OBP: 0.329, SLG: 0.470	0-0 HR 1B 1-3		0-0 HR 2-H	0-0 F8 ③			0-0 6-3 ③			4	2	2	2	0	0	1
Deron Johnson, R (1, 3) OBP: 0.286, SLG: 0.303 (6, 5)	0-0 HR 2-H 3-H		0-0 1-3 ①		0-0 CS 1B			0-3 K ① SSS		4	1	2	3	0	1	0
Tommie Aaron, R (1, 7) OBP: 0.300, SLG: 0.297	0-0 6-3 ②		0-0 F9 ②		0-0 6-3 ① ② 1-2			0-0 6-3 ②		4	0	0	0	0	0	1
Bob Johnson, R (1, 5) OBP: 0.295, SLG: 0.301 Joe Torre, R (6, 3) OBP: 0.343, SLG: 0.395	0-0 5-3 ③		0-0 2B		0-0 4-3 ③			0-0 1B		3 1	0 0	1 1	0 0	0 0	0 0	0 0
Bob Tillman, R (1, 2) OBP: 0.249, SLG: 0.279		0-0 F7 ①	4-0 IBB			0-0 6-3 ①		0-3 K ③ SSS		3	0	0	0	1	1	1
Wayne Causey, L (1, 4) OBP: 0.234, SLG: 0.190		0-0 SH1-4 1B	0-0 F8 ③			0-0 4-3 ②			0-0 F7 ①	4	0	1	0	0	0	2
Ron Reed, R (1, 1) OBP: 0.176, SLG: 0.143 Ken Johnson, R (5, 1) OBP: 0.175, SLG: 0.179 Rick Kester, R (7, 1) Felix Millan, R (9, PH) OBP: 0.329, SLG: 0.350		0-0 SH1-4 ② 1-2		0-0 F8 ①		0-0 P3 ③			1-0 HBP H	1 1 0 0	0 0 0 0	0 0 0 0	0 0 0 0	0 0 0 0	0 0 0 0	0 0 0 0
Inning Stats	R: 3 H: 3 E: 0 LOB: 0 K: 0 BB: 0 S: 6 P: 6	R: 0 H: 1 E: 0 LOB: 1 K: 0 BB: 0 S: 4 P: 4	R: 2 H: 3 E: 0 LOB: 2 K: 0 BB: 1 S: 6 P: 10	R: 0 H: 0 E: 0 LOB: 1 K: 0 BB: 1 S: 3 P: 7	R: 0 H: 1 E: 0 LOB: 0 K: 0 BB: 0 S: 3 P: 3	R: 0 H: 0 E: 0 LOB: 0 K: 0 BB: 0 S: 3 P: 3	R: 0 H: 0 E: 0 LOB: 0 K: 0 BB: 0 S: 3 P: 3	R: 0 H: 1 E: 0 LOB: 1 K: 2 BB: 0 S: 8 P: 8	R: 0 H: 0 E: 0 LOB: 1 K: 0 BB: 0 S: 3 P: 4	1B: 5 SF: 0 2B: 2 SAC: 1 3B: 0 DP: 0 HR: 2 HBP: 1						

	AB	34
	R	5
	H	9
	RBI	5
	BB	2
	SO	2
	LOB	9

WP: 0 PB: 0 SB: 0 CS: 1 PA: 38

PITCHER		IP	WLS	BF	H	R	ER	SO	BB	IBB	HBP	BLK	WP	HR	S	P	ERA	WHIP
Rich Nye, L ERA: 4.2	(1, 1)	3.0		17	7	5	5	0	0	1	0	0	0	2	16	20	15.00	2.333
Archie Reynolds, R ERA: 5.14	(4, 1)	1.0		4	0	0	0	0	1	0	0	0	0	0	3	7	0.00	1.000
Jack Lamabe, R ERA: 4.42	(5, 1)	2.0	W	6	1	0	0	0	0	0	0	0	0	0	6	6	0.00	0.500
Ken Holtzman, L ERA: 3.38	(7, 1)	3.0	S	11	1	0	0	2	0	0	1	0	0	0	14	15	0.00	0.333

PITCHER	IP	WLS	BF	H	R	ER	SO	BB	IBB	HBP	BLK	WP	HR	S	P	ERA	WHIP

Batter	1	2	3	4	5	6	7	8	9	AB	R	H	RBI	BB	SO	LOB
Don Kessinger, S (1, 6) OBP: 0.294, SLG: 0.300	x 0-0 ① 6-3		x 0-0 ② 6-3 3-H		B B B B 4-0 3B BB	I I I 4-0 1B IBB		B B B B 4-0 1B 2B BB		2	2	0	1	3	0	0
Glenn Beckert, R (1, 4) OBP: 0.307, SLG: 0.355	x 0-0 ② P4		x 0-0 HR 1B		x 0-0 1-H SF8 3B	x 0-0 ② F9		x 0-0 1-3 2B 1B		5	3	3	1	0	0	3
Billy Williams, L (1, 9) OBP: 0.338, SLG: 0.487	x 0-0 ③ P5		x 0-0 1-H HR		x 0-0 ① SF8 3-H	x 0-0 14 S 1-3 2-H 3-H 1B		x 0-0 14 6-3 1-H 1B 3-H 2B		4	2	3	7	0	0	0
14 Ernie Banks, R (1, 3) OBP: 0.297, SLG: 0.482 Dick Nen, L (9, 3) OBP: 0.214, SLG: 0.300		x 0-0 ① 5-3	x 0-0 ③ F8		x 0-0 ② F8	S S S 0-3 ③ K 1-2		x 0-0 ① 6-3 2-3		5 0	0 0	0 0	0 0	0 0	1 0	3 0
Ron Santo, R (1, 5) OBP: 0.362, SLG: 0.416		x 0-0 1B	S S S 0-3 ① K		x 0-0 1B		x 0-0 HR	B B B B 4-0 S 1B BB		4	2	3	1	1	1	0
Willie Smith, L (1, 7) OBP: 0.304, SLG: 0.392		x 0-0 ② F9		B B B B 4-0 1B BB	x 0-0 ③ F9		x 0-0 ① G3	S S S 0-3 ② K 1-2		4	0	0	0	1	1	4
Randy Bobb, R (1, 2) OBP: 0.250, SLG: 0.250 Randy Hundley, R (6, 2) OBP: 0.293, SLG: 0.334	S S S 0-3 ③ K			x 0-0 1-2 1B		x 0-0 SH3-4 1B 1B	x 0-0 ② F7	x 0-0 2-H 3-H 1B		2 3	0 1	1 2	0 2	0 0	1 0	1 0
Adolfo Phillips, R (1, 8) OBP: 0.331, SLG: 0.387			x 0-0 S 6-3 2B	x 0-0 ② F7		x 0-0 SH3-4 1-2 1B	x 0-0 S S S HR	0-3 ③ K		5	3	3	1	0	1	3
Rich Nye, L (1, 1) OBP: 0.167, SLG: 0.167 Jim Hickman, R (3, PH) OBP: 0.286, SLG: 0.375 Archie Reynolds, R (4, 1) Al Spangler, L (4, PH) OBP: 0.351, SLG: 0.385 Jack Lamabe, R (5, 1) OBP: 0.200, SLG: 0.200 Jose Arcia, R (6, PH) OBP: 0.211, SLG: 0.290 Ken Holtzman, R (7, 1) OBP: 0.125, SLG: 0.141			S S S 0-3 ① K 2-3	S S S 0-3 ③ K	x 0-0 ① SH3-4 1-2 2-3	S S S 0-3 ③ K				0 1 0 1 0 0 1	0 0 0 0 0 0 0	0 0 0 0 0 0 0	0 0 0 0 0 0 0	0 1 0 0 0 0 1	0 1 0 1 0 0 0	0 1 0 2 0 0 0
Inning Stats	R: 0 E: 0 K: 0 S: 3 H: 0 LOB: 0 BB: 0 P: 3	R: 0 E: 0 K: 1 S: 6 H: 1 LOB: 1 BB: 0 P: 6	R: 3 E: 0 K: 1 S: 8 H: 3 LOB: 0 BB: 0 P: 8	R: 0 E: 0 K: 2 S: 8 H: 1 LOB: 2 BB: 1 P: 12	R: 2 E: 0 K: 0 S: 5 H: 2 LOB: 1 BB: 1 P: 9	R: 2 E: 0 K: 1 S: 8 H: 3 LOB: 2 BB: 1 P: 12	R: 2 E: 0 K: 1 S: 7 H: 2 LOB: 0 BB: 0 P: 7	R: 4 E: 0 K: 2 S: 10 H: 3 LOB: 1 BB: 2 P: 18		1B: 9 2B: 2 3B: 1 HR: 3	SF: 1 SAC: 1 DP: 0 HBP: 0		WP: 0 PB: 0 SB: 3 CS: 0	PA: 44		

Atlanta Braves @ Chicago Cubs

Wrigley Field, Chicago, IL

Wed Aug 21 1968, 3:38 AM CDT

Att. 22,842 - Unknown

BOTTOM

livebaseballscorecards.com

AB	37
R	13
H	15
RBI	13
BB	5
SO	8
LOB	17

PITCHER		IP	WLS	BF	H	R	ER	SO	BB	IBB	HBP	BLK	WP	HR	S	P	ERA	WHIP
Ron Reed, R ERA: 3.51	(1, 1)	4.2		23	7	5	5	4	2	0	0	0	0	1	29	37	9.64	1.929
Ken Johnson, R ERA: 3.64	(5, 1)	2.0	L	12	5	4	4	1	0	1	0	0	0	2	13	17	18.00	2.500
Rick Kester, R ERA: 10.8	(7, 1)	1.1		9	3	4	4	3	2	0	0	0	0	0	13	21	27.00	3.750

PITCHER	IP	WLS	BF	H	R	ER	SO	BB	IBB	HBP	BLK	WP	HR	S	P	ERA	WHIP

Philadelphia Phillies @ Atlanta Braves

Atlanta Stadium, Atlanta, GA

Fri Aug 23 1968, 7:05 PM EDT

Att. 23,408 - Unknown

TOP

Batter	1	2	3	4	5	6	7	8	9	AB	R	H	RBI	BB	SO	LOB
Tony Taylor, R (1, 5) OBP: 0.308, SLG: 0.306	P4		L9			5-3		K		4	0	0	0	0	1	2
Cookie Rojas, R (1, 4) OBP: 0.261, SLG: 0.325	FC5-4 1B		FC6-4 1-2f			F2		P6		4	0	1	0	0	0	2
Roberto Pena, R (1, 6) OBP: 0.317, SLG: 0.314	F2			6-3		K			5-3	4	0	0	0	0	1	1
Dick Allen, R (1, 7) OBP: 0.363, SLG: 0.543	FC5-4 1-2f			6-3			6-3		L7	4	0	0	0	0	0	1
Bill White, L (1, 3) OBP: 0.308, SLG: 0.365		4-3		5-3			FC5-4 1B		4-3	4	0	1	0	0	0	0
Doug Clemens, L (1, 9) OBP: 0.182, SLG: 0.100		P4			G3-6-1 1B BB		K			2	0	0	0	1	1	1
Don Lock, R (1, 8) OBP: 0.290, SLG: 0.356		K			G3-6-1 1-2		FC5-4 1-2f			3	0	1	0	0	1	1
Clay Dalrymple, L (1, 2) OBP: 0.261, SLG: 0.271			4-3		G3-6-1 1-2f 2-3			L9		3	0	0	0	0	0	2
Rick Wise, R (1, 1) OBP: 0.280, SLG: 0.489										2	0	1	0	0	0	1
Grant Jackson, S (7, 1) OBP: 0.250, SLG: 0.250										0	0	0	0	0	0	0
Gary Sutherland, R (8, PH) OBP: 0.257, SLG: 0.254										1	0	1	0	0	0	0
John Boozer, R (8, 1) OBP: 0.200, SLG: 0.200			FC6-4 1B		5-3			1B		0	0	0	0	0	0	0
Inning Stats	R: 0 E: 0 K: 0 S: 4 H: 1 LOB: 1 BB: 0 P: 4	R: 0 E: 0 K: 1 S: 5 H: 0 LOB: 0 BB: 0 P: 5	R: 0 E: 0 K: 0 S: 4 H: 1 LOB: 1 BB: 0 P: 4	R: 0 E: 0 K: 0 S: 3 H: 0 LOB: 0 BB: 0 P: 3	R: 0 E: 0 K: 0 S: 3 H: 1 LOB: 1 BB: 1 P: 7	R: 0 E: 0 K: 1 S: 5 H: 0 LOB: 0 BB: 0 P: 5	R: 0 E: 0 K: 1 S: 6 H: 1 LOB: 1 BB: 0 P: 6	R: 0 E: 0 K: 1 S: 6 H: 1 LOB: 1 BB: 0 P: 6	R: 0 E: 0 K: 0 S: 3 H: 0 LOB: 0 BB: 0 P: 3	1B: 5 2B: 0 3B: 0 HR: 0	SF: 0 SAC: 0 DP: 1 HBP: 0					

PITCHER	IP	WLS	BF	H	R	ER	SO	BB	IBB	HBP	BLK	WP	HR	S	P	ERA	WHIP
Pat Jarvis, R (1, 1) ERA: 2.41	9.0	W	32	5	0	0	4	1	0	0	0	0	0	39	43	0.00	0.667

PITCHER	IP	WLS	BF	H	R	ER	SO	BB	IBB	HBP	BLK	WP	HR	S	P	ERA	WHIP

AB	31
R	0
H	5
RBI	0
BB	1
SO	4
LOB	11

WP: 0 PB: 0 SB: 0 CS: 0 PA: 32

livebaseballscorecards.com

Batter	1	2	3	4	5	6	7	8	9	AB	R	H	RBI	BB	SO	LOB
Felipe Alou, R (1, 8) OBP: 0.361, SLG: 0.429	G5-4-3 1B		FC6-4 1B 1-2 1B		K	P6		BB		4	0	2	0	1	1	3
Felix Millan, R (1, 4) OBP: 0.332, SLG: 0.357	G5-4-3 1-2f		FC6-4 1-2 2-3 1B		HR 1-2 1B		SF9 3B	F8		5	2	3	0	0	0	3
Hank Aaron, R (1, 9) OBP: 0.328, SLG: 0.474	F7		FC6-4 1-2f 2-3 3-H		HR 1-H 2-H		6-3			4	1	1	4	0	0	3
Joe Torre, R (1, 2) OBP: 0.345, SLG: 0.395		1B	4-3		F8		FC4-6 IBB			3	0	1	0	1	0	2
Tito Francona, L (1, 3) OBP: 0.411, SLG: 0.372 Deron Johnson, R (7, PH) OBP: 0.285, SLG: 0.303 (8, 3)		F5		G3	F5		SF9 3-H			3 0	0 0	0 0	0 1	0 0	0 0	1 0
Mike Lum, L (1, 7) OBP: 0.256, SLG: 0.311	F8			E8 1B		F9	FC4-6 1-2f			4	1	0	0	0	0	2
Bob Johnson, R (1, 5) OBP: 0.299, SLG: 0.306	1-3			G6-4-3 3-H 1B		4-3 1B		1-3		4	0	2	1	0	0	1
Marty Martinez, S (1, 6) OBP: 0.304, SLG: 0.252			6-3	G6-4-3 1-2f		4-3 1-2 1B		SH1-4 1B		4	0	2	0	0	0	1
Pat Jarvis, R (1, 1) OBP: 0.194, SLG: 0.188			FC6-4 1B 1B BB		HR 1B 1B	4-3 1-2 2-3		SH1-4 1-2		2	2	1	0	1	0	2
Inning Stats	R: 0 H: 1 E: 0 LOB: 0 K: 0 BB: 0 S: 3 P: 3	R: 0 H: 1 E: 0 LOB: 1 K: 0 BB: 0 S: 4 P: 4	R: 1 H: 2 E: 0 LOB: 2 K: 0 BB: 1 S: 5 P: 9	R: 1 H: 1 E: 1 LOB: 0 K: 0 BB: 0 S: 4 P: 4	R: 3 H: 3 E: 0 LOB: 0 K: 1 BB: 0 S: 8 P: 8	R: 0 H: 2 E: 0 LOB: 2 K: 0 BB: 0 S: 5 P: 5	R: 1 H: 1 E: 0 LOB: 1 K: 0 BB: 1 S: 4 P: 8	R: 0 H: 1 E: 0 LOB: 2 K: 0 BB: 1 S: 4 P: 8		1B: 10 SF: 1 2B: 0 SAC: 1 3B: 1 DP: 2 HR: 1 HBP: 0						

PITCHER		IP	WLS	BF	H	R	ER	SO	BB	IBB	HBP	BLK	WP	HR	S	P	ERA	WHIP
Rick Wise, R ERA: 4.27	(1, 1)	6.1	L	31	11	6	5	1	1	1	0	0	0	1	31	39	7.11	1.895
Grant Jackson, L ERA: 2.06	(7, 1)	0.2		2	0	0	0	0	0	0	0	0	0	0	2	2	0.00	0.000
John Boozer, R ERA: 3.47	(8, 1)	1.0		5	1	0	0	0	1	0	0	0	0	0	4	8	0.00	2.000

PITCHER	IP	WLS	BF	H	R	ER	SO	BB	IBB	HBP	BLK	WP	HR	S	P	ERA	WHIP

BOTTOM

Philadelphia Phillies @ Atlanta Braves

Atlanta Stadium, Atlanta, GA

Fri Aug 23 1968, 7:05 PM EDT

Att. 23,408 - Unknown

livebaseballscorecards.com

AB	33
R	6
H	12
RBI	6
BB	3
SO	1
LOB	18

WP: 0 PA: 38
PB: 0
SB: 0
CS: 0

Philadelphia Phillies @ Atlanta Braves

Atlanta Stadium, Atlanta, GA

Sat Aug 24 1968, 7:05 PM EDT

Att. 9,053 - Unknown

TOP

livebaseballscorecards.com

Batter	1	2	3	4	5	6	7	8	9	AB	R	H	RBI	BB	SO	LOB
Tony Taylor, R (1, 5) OBP: 0.309, SLG: 0.310	5-3 1B	FC6-5 1B		6-3			G3 S		6-3	5	2	2	0	0	0	2
Cookie Rojas, R (1, 4) OBP: 0.262, SLG: 0.325	5-3	FC4-6 1B			L7		G3			2	0	1	0	0	0	1
Doug Clemens, L (2, 9) OBP: 0.154, SLG: 0.083										2	0	0	0	0	0	1
Roberto Pena, R (1, 6) OBP: 0.319, SLG: 0.315	BBBB WP BB	FC4-6			L7		3-H 1B			3	1	1	0	1	0	2
Dick Allen, R (1, 7) OBP: 0.365, SLG: 0.541	WP S CS 1B		BBBB 1B 6-3 BB		SSS K		SSS K			3	0	1	1	1	2	1
Don Lock, R (1, 8) OBP: 0.289, SLG: 0.351	SSS K		6-3			BBBB S BB		5-3		3	0	0	0	1	1	3
Rick Joseph, R (1, 3) OBP: 0.297, SLG: 0.330	BBBB BB		G4-3 1B			F7		SSS K		3	0	1	0	1	1	1
Gary Sutherland, R (1, 9) OBP: 0.243, SLG: 0.239 (2, 4)	CS	E5 SH1-4	G4-3			SSS K		F9		4	1	0	0	0	1	3
Mike Ryan, R (1, 2) OBP: 0.194, SLG: 0.195		SH1-4		F8		L4			CS 1B	3	0	1	0	0	0	1
Jerry Johnson, R (1, 1) OBP: 0.333, SLG: 0.300		FC6-5 2B		5-3			SSS K		SSS K	3	0	1	1	0	1	0
Gary Wagner, R (8, 1)										1	0	0	0	0	1	1

	AB	32
	R	4
	H	8
	RBI	2
	BB	4
	SO	7
	LOB	16

Inning Stats																								
	R: 2	H: 2	R: 1	H: 2	R: 0	H: 1	R: 0	H: 0	R: 0	H: 0	R: 0	H: 0	R: 1	H: 2	R: 0	H: 0	R: 0	H: 1	1B: 6	SF: 0	WP: 1	PA: 38
	E: 0	LOB: 1	E: 1	LOB: 2	E: 0	LOB: 1	E: 0	LOB: 0	E: 0	LOB: 1	E: 0	LOB: 1	E: 0	LOB: 1	E: 0	LOB: 0	E: 0	LOB: 0	2B: 2	SAC: 1	PB: 0	
	K: 1	BB: 2	K: 0	BB: 0	K: 0	BB: 1	K: 0	BB: 0	K: 1	BB: 1	K: 2	BB: 0	K: 1	BB: 0	K: 1	BB: 0	K: 1	BB: 0	3B: 0	DP: 1	SB: 3	
	S: 6	P: 14	S: 6	P: 6	S: 3	P: 7	S: 3	P: 3	S: 5	P: 5	S: 5	P: 9	S: 9	P: 9	S: 5	P: 5	S: 5	P: 5	HR: 0	HBP: 0	CS: 2	

PITCHER		IP	WLS	BF	H	R	ER	SO	BB	IBB	HBP	BLK	WP	HR	S	P	ERA	WHIP
George Stone, L ERA: 3.6	(1, 1)	0.1	L	3	1	2	2	0	1	0	0	0	0	0	2	6	54.00	6.000
Cecil Upshaw, R ERA: 2.5	(1, 1)	6.2		28	6	2	1	5	3	0	0	0	1	0	35	47	1.35	1.350
Claude Raymond, R ERA: 2.81	(8, 1)	2.0		6	1	0	0	2	0	0	0	0	0	0	10	10	0.00	0.500

PITCHER	IP	WLS	BF	H	R	ER	SO	BB	IBB	HBP	BLK	WP	HR	S	P	ERA	WHIP

Philadelphia Phillies @ Atlanta Braves

Atlanta Stadium, Atlanta, GA

Sat Aug 24 1968, 7:05 PM EDT

Att. 9,053 - Unknown

livebaseballscorecards.com

BOTTOM

Batter	1	2	3	4	5	6	7	8	9	AB	R	H	RBI	BB	SO	LOB
Felipe Alou, R (1, 8) OBP: 0.359, SLG: 0.429	L7		6-3		6-3		2-H 2B		F5	5	0	1	1	0	0	1
Felix Millan, R (1, 4) OBP: 0.335, SLG: 0.362	F8		1B		FC6-4 1B		F8		1-H 2B	5	0	3	1	0	0	1
Hank Aaron, R (1, 9) OBP: 0.331, SLG: 0.474	BBBB S BB		P5		FC6-4 1-2f			FC5-4 1B	1B	4	0	2	0	1	0	2
Joe Torre, R (1, 2) OBP: 0.343, SLG: 0.390	F9 1-2			BBBB 1B SF8 BB		SSS K		FC5-4 FC4-6 1B 1-2f	SSS K	4	1	0	0	1	2	4
Tito Francona, L (1, 3) OBP: 0.412, SLG: 0.374		G3		FC4-6 1-3 1B		F7		FC4-6 1-2 1B		4	0	2	0	0	0	0
Mike Lum, L (1, 7) OBP: 0.250, SLG: 0.305		L9		SF8 3-H		SSS K		FC4-6 1-2f 2-3		3	0	0	1	0	1	2
Bob Johnson, R (1, 5) OBP: 0.300, SLG: 0.302		BBBB BB		FC4-6 FC6-4 1-2f			E6 2B	6-3		2	1	0	0	1	0	1
Gil Garrido, R (8, 6)										0	0	0	0	0	0	0
Wayne Causey, L (8, PH) OBP: 0.232, SLG: 0.188 (9, 5)										1	0	0	0	0	0	2
Marty Martinez, S (1, 6) OBP: 0.303, SLG: 0.252 (8, 5) (9, 6)		5-3		FC6-4 1-2f			5-3		2B 1B	4	1	1	0	0	0	3
George Stone, L (1, 1) OBP: 0.462, SLG: 0.417			4-3		1-3		6-3		F8	0	0	0	0	0	0	0
Cecil Upshaw, R (1, 1) OBP: 0.167, SLG: 0.118										2	0	0	0	0	0	0
Mike Page, L (7, PH) OBP: 0.207, SLG: 0.179										1	0	0	0	0	0	1
Claude Raymond, R (8, 1) OBP: 0.143, SLG: 0.143										0	0	0	0	0	0	0
Tommie Aaron, R (9, PH) OBP: 0.299, SLG: 0.296										1	0	0	0	0	0	1
Inning Stats	R: 0 E: 0 K: 0 S: 3 H: 0 LOB: 1 BB: 1 P: 7	R: 0 E: 0 K: 0 S: 3 H: 0 LOB: 1 BB: 1 P: 7	R: 0 E: 0 K: 0 S: 4 H: 1 LOB: 1 BB: 1 P: 4	R: 1 E: 0 K: 0 S: 4 H: 1 LOB: 1 BB: 1 P: 8	R: 0 E: 0 K: 0 S: 4 H: 1 LOB: 1 BB: 0 P: 4	R: 0 E: 0 K: 2 S: 7 H: 0 LOB: 0 BB: 0 P: 7	R: 1 E: 1 K: 0 S: 5 H: 1 LOB: 1 BB: 0 P: 5	R: 0 E: 0 K: 0 S: 5 H: 2 LOB: 2 BB: 0 P: 5	R: 1 E: 0 K: 1 S: 8 H: 3 LOB: 2 BB: 0 P: 8	1B: 7 2B: 2 3B: 0 HR: 0	SF: 1 SAC: 0 DP: 0 HBP: 0						

AB	36
R	3
H	9
RBI	3
BB	3
SO	3
LOB	18

PITCHER		IP	WLS	BF	H	R	ER	SO	BB	IBB	HBP	BLK	WP	HR	S	P	ERA	WHIP
Jerry Johnson, R ERA: 3.82	(1, 1)	7.1	W	32	6	2	1	2	3	0	0	0	0	0	33	45	1.23	1.227
Gary Wagner, R ERA: 2.55	(8, 1)	1.2	S	8	3	1	1	1	0	0	0	0	0	0	10	10	5.40	1.800

PITCHER	IP	WLS	BF	H	R	ER	SO	BB	IBB	HBP	BLK	WP	HR	S	P	ERA	WHIP

WP: 0 PB: 0 SB: 1 CS: 0 PA: 40

Philadelphia Phillies @ Atlanta Braves

Atlanta Stadium, Atlanta, GA

Sun Aug 25 1968, 3:33 AM EDT

Att. 8,049 - Unknown

livebaseballscorecards.com

TOP

Batter	1	2	3	4	5	6	7	8	9	AB	R	H	RBI	BB	SO	LOB
Tony Taylor, R (1, 5) OBP: 0.312, SLG: 0.311	4-3		G6-3 1-2 1B		1B 1B		6-3		BB	4	1	2	0	1	0	0
Roberto Pena, R (1, 6) OBP: 0.325, SLG: 0.321	6-3 1B		G6-3 1-2f		1B 1-3 1B		BB SF7-5-4-5-4 1B		BB 1-3 1B	5	1	4	0	0	0	2
Johnny Callison, L (1, 9) OBP: 0.311, SLG: 0.416 Doug Clemens, L (7, PR) OBP: 0.214, SLG: 0.083 (7, 9)	6-3 1-2			HR	FC6 BB 1-3 3-H 1B		SF7-5-4-5-4 BB 1-2 1B		BB 1-2 BB	4 0	1 0	3 0	2 0	0 1	0 0	1 0
Dick Allen, R (1, 7) OBP: 0.367, SLG: 0.539	F3			1B G4-6-3 1B	FC6 1-2 BB		1-2 2-3 BB		K	3	1	1	0	2	1	4
Bill White, L (1, 3) OBP: 0.306, SLG: 0.364		4-3		G4-6-3 1-3 1B	FC6 1-2f 2-3		SF7-5-4-5-4 2-3 3-H		4-3	4	0	1	1	0	0	5
Tony Gonzalez, L (1, 8) OBP: 0.327, SLG: 0.327		4-3		G4-6-3 1-2f 3-H	G3			K		4	0	0	0	0	1	3
Cookie Rojas, R (1, 4) OBP: 0.262, SLG: 0.325 Gary Sutherland, R (8, 4) OBP: 0.243, SLG: 0.239		6-3		1B 1B		K		F8		4 0	0 0	1 0	0 0	0 0	1 0	0 0
Mike Ryan, R (1, 2) OBP: 0.195, SLG: 0.196			6-3	FC5-4 1-2 1B		4-3		P4		4	0	1	0	0	0	0
Larry Jackson, R (1, 1) OBP: 0.143, SLG: 0.133			1B 1B	FC5-4 1-2f		K			K	4	0	1	0	0	2	2

Inning Stats	1	2	3	4	5	6	7	8	9
	R: 0 E: 0 K: 0 S: 4	R: 0 E: 0 K: 0 S: 3	R: 0 E: 0 K: 0 S: 4	R: 2 E: 0 K: 0 S: 7	R: 1 E: 0 K: 0 S: 5	R: 0 E: 0 K: 2 S: 7	R: 1 E: 0 K: 0 S: 4	R: 0 E: 0 K: 1 S: 5	R: 0 E: 0 K: 2 S: 8
	H: 1 LOB: 1 BB: 0 P: 4	H: 0 LOB: 0 BB: 0 P: 3	H: 2 LOB: 1 BB: 0 P: 4	H: 5 LOB: 2 BB: 0 P: 7	H: 3 LOB: 2 BB: 1 P: 9	H: 0 LOB: 0 BB: 0 P: 7	H: 2 LOB: 1 BB: 1 P: 8	H: 0 LOB: 0 BB: 0 P: 5	H: 1 LOB: 3 BB: 2 P: 16

AB	36
R	4
H	14
RBI	3
BB	4
SO	5
LOB	17

		1B: 13	SF: 1	WP: 0	PA: 41
		2B: 1	SAC: 0	PB: 0	
		3B: 0	DP: 3	SB: 0	
		HR: 1	HBP: 0	CS: 0	

PITCHER		IP	WLS	BF	H	R	ER	SO	BB	IBB	HBP	BLK	WP	HR	S	P	ERA	WHIP
Phil Niekro, R ERA: 2.88	(1, 1)	4.0	L	20	10	3	3	0	0	0	0	0	0	1	20	20	6.75	2.500
Dick Kelley, L ERA: 2.77	(5, 1)	4.0		15	3	1	1	3	2	0	0	0	0	0	19	27	2.25	1.250
Jim Britton, R ERA: 2.56	(9, 1)	1.0		6	1	0	0	2	2	0	0	0	0	0	8	16	0.00	3.000

PITCHER	IP	WLS	BF	H	R	ER	SO	BB	IBB	HBP	BLK	WP	HR	S	P	ERA	WHIP

BOTTOM

Philadelphia Phillies @ Atlanta Braves

Atlanta Stadium, Atlanta, GA

Sun Aug 25 1968, 3:33 AM EDT

Att. 8,049 - Unknown

livebaseballscorecards.com

Batter	1	2	3	4	5	6	7	8	9	AB	R	H	RBI	BB	SO	LOB
Felipe Alou, R (1, 8) OBP: 0.362, SLG: 0.430	0-0 G4-6-3 1B		4-0 1-2 BB		0-0 ③ 6-3			0-0 1-2 1B		3	0	2	0	1	0	0
Felix Millan, R (1, 4) OBP: 0.334, SLG: 0.361	0-0 ①② G4-6-3 1-2f		0-0 ③ L7			0-0 G6-4-3 1B		0-0 ②③ G5-3 2-3f		4	0	1	0	0	0	5
Hank Aaron, R (1, 9) OBP: 0.330, SLG: 0.479	0-0 ③ F8			0-0 HR		0-0 ① F5			0-0 ① F8	4	1	1	1	0	0	1
Joe Torre, R (1, 3) OBP: 0.339, SLG: 0.386		0-0 ① F7		0-0 ① 4-3		0-0 ②③ G6-4-3 1-2f			0-0 ② F3	4	0	0	0	0	0	1
Tito Francona, L (1, 7) OBP: 0.407, SLG: 0.368		0-0 ② F2		0-0 ② L6			0-0 ① G3		0-0 ③ F7	4	0	0	0	0	0	0
Marty Martinez, S (1, 5) OBP: 0.303, SLG: 0.261		0-0 ③ 6-3		0-0 3B			0-0 ② L3			3	0	1	0	0	0	0
Bob Tillman, R (1, 2) OBP: 0.245, SLG: 0.275			0-3 ① K	0-0 ③ 5-3			0-0 ③ L5			3	0	0	0	0	1	1
Gil Garrido, R (1, 6)			0-0 ② F8		0-0 ① P4			0-0 ① L7		3	0	0	0	0	0	0
Phil Niekro, R (1, 1) OBP: 0.103, SLG: 0.224			0-0 BB 1B		0-0 ② 6-3			1-0 G5-3 1B HBP		1	0	1	0	0	0	0
Dick Kelley, R (5, 1) OBP: 0.160, SLG: 0.045										1	0	0	0	0	0	0
Mike Lum, L (8, PH) OBP: 0.255, SLG: 0.305										0	0	0	0	0	0	0
Jim Britton, R (9, 1) OBP: 0.143, SLG: 0.143										0	0	0	0	0	0	0
Inning Stats	R: 0 E: 0 K: 0 S: 3 H: 1 LOB: 0 BB: 0 P: 3	R: 0 E: 0 K: 0 S: 3 H: 0 LOB: 0 BB: 0 P: 3	R: 0 E: 0 K: 1 S: 6 H: 1 LOB: 2 BB: 1 P: 10	R: 1 E: 0 K: 0 S: 5 H: 2 LOB: 1 BB: 0 P: 5	R: 0 E: 0 K: 0 S: 3 H: 0 LOB: 0 BB: 0 P: 3	R: 0 E: 0 K: 0 S: 3 H: 1 LOB: 0 BB: 0 P: 3	R: 0 E: 0 K: 0 S: 3 H: 0 LOB: 0 BB: 0 P: 3	R: 0 E: 0 K: 0 S: 3 H: 1 LOB: 1 BB: 0 P: 4	R: 0 E: 0 K: 0 S: 3 H: 0 LOB: 0 BB: 0 P: 3	1B: 4 2B: 0 3B: 1 HR: 1	SF: 0 SAC: 0 DP: 3 HBP: 1						

	AB	30
	R	1
	H	6
	RBI	1
	BB	1
	SO	1
	LOB	8

PITCHER		IP	WLS	BF	H	R	ER	SO	BB	IBB	HBP	BLK	WP	HR	S	P	ERA	WHIP
Larry Jackson, R ERA: 2.69	(1, 1)	9.0	W	32	6	1	1	1	1	0	1	0	0	1	32	37	1.00	0.778

PITCHER	IP	WLS	BF	H	R	ER	SO	BB	IBB	HBP	BLK	WP	HR	S	P	ERA	WHIP

Batter	1	2	3	4	5	6	7	8	9	AB	R	H	RBI	BB	SO	LOB
Freddie Patek, R (1, 9) OBP: 0.336, SLG: 0.372										0	0	0	0	0	0	0
Maury Wills, S (1, 5) OBP: 0.330, SLG: 0.323										0	0	0	0	0	0	0
Matty Alou, L (1, 8) OBP: 0.370, SLG: 0.400										0	0	0	0	0	0	0
Willie Stargell, L (1, 7) OBP: 0.315, SLG: 0.461										0	0	0	0	0	0	0
Donn Clendenon, R (1, 3) OBP: 0.317, SLG: 0.401										0	0	0	0	0	0	0
Bill Mazeroski, R (1, 4) OBP: 0.294, SLG: 0.294										0	0	0	0	0	0	0
Gene Alley, R (1, 6) OBP: 0.289, SLG: 0.294										0	0	0	0	0	0	0
Chris Cannizzaro, R (1, 2) OBP: 0.269, SLG: 0.304										0	0	0	0	0	0	0
Steve Blass, R (1, 1) OBP: 0.119, SLG: 0.125										0	0	0	0	0	0	0
Inning Stats										1B: 0 2B: 0 3B: 0 HR: 0		SF: 0 SAC: 0 DP: 0 HBP: 0				

TOP

Pittsburgh Pirates @ Atlanta Braves

Atlanta Stadium, Atlanta, GA

Mon Aug 26 1968, 7:05 PM EDT

Att. 7,491 - Unknown

livebaseballscorecards.com

AB	0
R	0
H	0
RBI	0
BB	0
SO	0
LOB	0

WP: 0 PA: 0
PB: 0
SB: 0
CS: 0

PITCHER	IP	WLS	BF	H	R	ER	SO	BB	IBB	HBP	BLK	WP	HR	S	P	ERA	WHIP
Milt Pappas, R (1, 1) ERA: 3.81	0.0	L	0	0	0	0	0	0	0	0	0	0	0	0	0	∞	∞

PITCHER	IP	WLS	BF	H	R	ER	SO	BB	IBB	HBP	BLK	WP	HR	S	P	ERA	WHIP

Batter	1	2	3	4	5	6	7	8	9	AB	R	H	RBI	BB	SO	LOB
Felipe Alou, R (1, 8) OBP: 0.362, SLG: 0.430										0	0	0	0	0	0	0
Felix Millan, R (1, 4) OBP: 0.334, SLG: 0.361										0	0	0	0	0	0	0
Hank Aaron, R (1, 9) OBP: 0.330, SLG: 0.479										0	0	0	0	0	0	0
Joe Torre, R (1, 2) OBP: 0.339, SLG: 0.386										0	0	0	0	0	0	0
Tito Francona, L (1, 3) OBP: 0.407, SLG: 0.368										0	0	0	0	0	0	0
Mike Lum, L (1, 7) OBP: 0.255, SLG: 0.305										0	0	0	0	0	0	0
Marty Martinez, S (1, 5) OBP: 0.303, SLG: 0.261										0	0	0	0	0	0	0
Gil Garrido, R (1, 6)										0	0	0	0	0	0	0
Milt Pappas, R (1, 1) OBP: 0.233, SLG: 0.231										0	0	0	0	0	0	0
Inning Stats										1B: 0 2B: 0 3B: 0 HR: 0		SF: 0 SAC: 0 DP: 0 HBP: 0		WP: 0 PB: 0 SB: 0 CS: 0		PA: 0

BOTTOM

Pittsburgh Pirates @ Atlanta Braves

Atlanta Stadium, Atlanta, GA

Mon Aug 26 1968, 7:05 PM EDT

Att. 7,491 - Unknown

livebaseballscorecards.com

AB	**0**
R	**0**
H	**0**
RBI	**0**
BB	**0**
SO	**0**
LOB	**0**

PITCHER	IP	WLS	BF	H	R	ER	SO	BB	IBB	HBP	BLK	WP	HR	S	P	ERA	WHIP
Steve Blass, R (1, 1) ERA: 2.52	0.0	W	0	0	0	0	0	0	0	0	0	0	0	0	0	∞	∞

PITCHER	IP	WLS	BF	H	R	ER	SO	BB	IBB	HBP	BLK	WP	HR	S	P	ERA	WHIP

Batter	1	2	3	4	5	6	7	8	9	AB	R	H	RBI	BB	SO	LOB
Freddie Patek, R (1, 9) OBP: 0.338, SLG: 0.373										0	0	0	0	0	0	0
Maury Wills, S (1, 5) OBP: 0.332, SLG: 0.324										0	0	0	0	0	0	0
Matty Alou, L (1, 8) OBP: 0.369, SLG: 0.400										0	0	0	0	0	0	0
Donn Clendenon, R (1, 3) OBP: 0.316, SLG: 0.399										0	0	0	0	0	0	0
Manny Mota, R (1, 7) OBP: 0.329, SLG: 0.354										0	0	0	0	0	0	0
Bill Mazeroski, R (1, 4) OBP: 0.298, SLG: 0.295										0	0	0	0	0	0	0
Gene Alley, R (1, 6) OBP: 0.290, SLG: 0.297										0	0	0	0	0	0	0
Jerry May, R (1, 2) OBP: 0.304, SLG: 0.271										0	0	0	0	0	0	0
Jim Bunning, R (1, 1) OBP: 0.093, SLG: 0.116										0	0	0	0	0	0	0
Inning Stats										1B: 0 2B: 0 3B: 0 HR: 0		SF: 0 SAC: 0 DP: 0 HBP: 0				

TOP

Pittsburgh Pirates @ Atlanta Braves

Atlanta Stadium, Atlanta, GA

Tue Aug 27 1968, 7:05 PM EDT

Att. 6,633 - Unknown

livebaseballscorecards.com

AB	**0**
R	**0**
H	**0**
RBI	**0**
BB	**0**
SO	**0**
LOB	**0**

WP: 0 PA: 0
PB: 0
SB: 0
CS: 0

PITCHER	IP	WLS	BF	H	R	ER	SO	BB	IBB	HBP	BLK	WP	HR	S	P	ERA	WHIP
Ron Reed, R (1, 1) ERA: 3.51	0.0		0	0	0	0	0	0	0	0	0	0	0	0	0	∞	∞

PITCHER	IP	WLS	BF	H	R	ER	SO	BB	IBB	HBP	BLK	WP	HR	S	P	ERA	WHIP

Batter	1	2	3	4	5	6	7	8	9	AB	R	H	RBI	BB	SO	LOB
Marty Martinez, S (1, 5) OBP: 0.310, SLG: 0.268										0	0	0	0	0	0	0
Wayne Causey, L (1, 4) OBP: 0.231, SLG: 0.187										0	0	0	0	0	0	0
Felipe Alou, R (1, 8) OBP: 0.365, SLG: 0.433										0	0	0	0	0	0	0
Joe Torre, R (1, 2) OBP: 0.336, SLG: 0.381										0	0	0	0	0	0	0
Tito Francona, L (1, 3) OBP: 0.401, SLG: 0.363										0	0	0	0	0	0	0
Mike Lum, L (1, 9) OBP: 0.254, SLG: 0.304										0	0	0	0	0	0	0
Tommie Aaron, R (1, 7) OBP: 0.299, SLG: 0.296										0	0	0	0	0	0	0
Gil Garrido, R (1, 6) OBP: 0.143, SLG: 0.143										0	0	0	0	0	0	0
Ron Reed, R (1, 1) OBP: 0.176, SLG: 0.143										0	0	0	0	0	0	0
Inning Stats										1B: 0 2B: 0 3B: 0 HR: 0		SF: 0 SAC: 0 DP: 0 HBP: 0		WP: 0 PB: 0 SB: 0 CS: 0		PA: 0

BOTTOM

Pittsburgh Pirates @ Atlanta Braves

Atlanta Stadium, Atlanta, GA

Tue Aug 27 1968, 7:05 PM EDT

Att. 6,633 - Unknown

livebaseballscorecards.com

AB	**0**
R	**0**
H	**0**
RBI	**0**
BB	**0**
SO	**0**
LOB	**0**

PITCHER	IP	WLS	BF	H	R	ER	SO	BB	IBB	HBP	BLK	WP	HR	S	P	ERA	WHIP
Jim Bunning, R (1, 1) ERA: 3.79	0.0		0	0	0	0	0	0	0	0	0	0	0	0	0	∞	∞

PITCHER	IP	WLS	BF	H	R	ER	SO	BB	IBB	HBP	BLK	WP	HR	S	P	ERA	WHIP

Batter	1	2	3	4	5	6	7	8	9	AB	R	H	RBI	BB	SO	LOB
Felipe Alou, R (1, 8) OBP: 0.369, SLG: 0.433	1B 1B	FC6-4 1-2f			SH5-3 2B 1B		F3	1-2 2-H 2B 1B	1-2 2-3 HBP	5	3	3	1	0	0	1
Felix Millan, R (1, 4) OBP: 0.332, SLG: 0.361	P6		CS 1B		SH5-3 1-2		5-3	1-H 2-H 2B	FC5 2-3f	5	0	2	2	0	0	4
Hank Aaron, R (1, 9) OBP: 0.337, SLG: 0.484	1B 1-2 1B		P4		CS 2-H 2B		2B	P6		5	0	3	1	0	0	2
Deron Johnson, R (1, 3) OBP: 0.286, SLG: 0.314	G5-3 BB 1-3 2-H 1B		F9		K 2-3		F8		HR	5	1	2	2	0	1	3
Tommie Aaron, R (1, 7) OBP: 0.303, SLG: 0.302 Mike Lum, L (8, 7) OBP: 0.267, SLG: 0.329	BBBB 1-2 BB	CS 1-2		WP 1B SF9 1B		F8		6-3	BB 1B 1B	3 1	1 1	1 1	0 0	1 0	0 0	0 0
Marty Martinez, S (1, 5) OBP: 0.310, SLG: 0.270	G5-3 2-3f			F9		CS 1B		2B FC4-2 1B	L8	5	0	2	0	0	0	5
Bob Tillman, R (1, 2) OBP: 0.263, SLG: 0.287		FC6-4 HBP		WP 1-2 1B	BBBB 1B 1-2 BB	1B	BBBB FC4-2 1-3 1B 2B	HBP 1B 1-2 BB		2	1	2	0	2	0	0
Gil Garrido, R (1, 6) OBP: 0.188, SLG: 0.200		SSS K		SF9 1-2 2-H		1B	FC4-2 1B 2-3 3-H		F7	4	1	1	1	0	1	5
George Stone, L (1, 1) OBP: 0.444, SLG: 0.412		SSS K		SSS K	SSS K		1B 2B 1-2 3-H 1B		FC5 HBP 1-2 2-H 1B	5	1	2	2	0	3	4

Inning Stats	1	2	3	4	5	6	7	8	9
	R: 1 E: 0 K: 0 S: 5	R: 0 E: 0 K: 2 S: 7	R: 0 E: 0 K: 0 S: 3	R: 1 E: 0 K: 1 S: 7	R: 1 E: 0 K: 1 S: 6	R: 0 E: 0 K: 1 S: 6	R: 0 E: 0 K: 0 S: 4	R: 4 E: 0 K: 0 S: 8	R: 2 E: 0 K: 0 S: 6
	H: 3 LOB: 2 BB: 1 P: 9	H: 0 LOB: 1 BB: 0 P: 8	H: 1 LOB: 0 BB: 0 P: 3	H: 2 LOB: 1 BB: 0 P: 7	H: 2 LOB: 0 BB: 0 P: 6	H: 2 LOB: 2 BB: 1 P: 10	H: 1 LOB: 1 BB: 0 P: 4	H: 5 LOB: 1 BB: 0 P: 8	H: 3 LOB: 3 BB: 1 P: 11

1B: 14 SF: 1
2B: 4 SAC: 1
3B: 0 DP: 1
HR: 1 HBP: 2

WP: 1 PA: 48
PB: 0
SB: 0
CS: 3

PITCHER		IP	WLS	BF	H	R	ER	SO	BB	IBB	HBP	BLK	WP	HR	S	P	ERA	WHIP
Woodie Fryman, L ERA: 2.38	(1, 1)	6.0	L	27	10	3	3	5	2	0	1	0	1	0	34	43	4.50	2.000
John Boozer, R ERA: 4.11	(7, 1)	1.2		9	4	3	3	0	0	0	0	0	0	0	9	9	16.20	2.400
Turk Farrell, R ERA: 3.86	(8, 1)	1.0		10	5	3	3	0	1	0	1	0	0	1	8	13	27.00	6.000
Dick Hall, R ERA: 4.23	(9, 1)	0.1		1	0	0	0	0	0	0	0	0	0	0	1	1	0.00	0.000

PITCHER	IP	WLS	BF	H	R	ER	SO	BB	IBB	HBP	BLK	WP	HR	S	P	ERA	WHIP

Atlanta Braves @ Philadelphia Phillies

Connie Mack Stadium, Philadelphia, PA

Wed Aug 28 1968, 7:05 PM EDT

Unknown

TOP

livebaseballscorecards.com

AB	40
R	9
H	19
RBI	9
BB	3
SO	5
LOB	24

Atlanta Braves @ Philadelphia Phillies

Connie Mack Stadium, Philadelphia, PA

Wed Aug 28 1968, 7:05 PM EDT

Unknown

livebaseballscorecards.com

BOTTOM

Batter	1	2	3	4	5	6	7	8	9	AB	R	H	RBI	BB	SO	LOB
Tony Taylor, R (1, 5) OBP: 0.305, SLG: 0.307	6-3		F2	K			4-3		K	5	0	0	0	0	2	2
Cookie Rojas, R (1, 4) OBP: 0.261, SLG: 0.323	K		2B 1B 1-3		F8		FC6-4 1B		F9	5	1	2	0	0	1	0
Roberto Pena, R (1, 6) OBP: 0.323, SLG: 0.320	BB		BB 2B 1-H 3-H		6-3		F9			3	0	1	2	1	0	1
Dick Allen, R (1, 7) OBP: 0.366, SLG: 0.538	3-1		IBB		K		FC6-4 1-2f			3	0	0	0	1	1	2
Don Lock, R (1, 9) OBP: 0.289, SLG: 0.346		P6	BB 1-2 2-3			5-3		F8		3	0	0	0	1	0	0
John Briggs, L (1, 3) OBP: 0.356, SLG: 0.353		K	1-3			1-3		L8		4	0	0	0	0	1	3
Tony Gonzalez, L (1, 8) OBP: 0.333, SLG: 0.327		6-3		4-3 1B		1B BB		BB		2	0	1	0	2	0	0
Mike Ryan, R (1, 2) OBP: 0.197, SLG: 0.195			L9	4-3 1-2		1-2 1B		K		4	0	1	0	0	1	2
Woodie Fryman, R (1, 1) OBP: 0.129, SLG: 0.104 Rick Joseph, R (6, PH) OBP: 0.292, SLG: 0.325 John Boozer, R (7, 1) OBP: 0.200, SLG: 0.200 Turk Farrell, R (8, 1) OBP: 0.250, SLG: 0.250 Dick Hall, R (9, 1) OBP: 0.333, SLG: 0.333 Gary Sutherland, R (9, PH) OBP: 0.240, SLG: 0.236			1B 2B 1B	5-3		K			P4	2 1 0 0 0 1	1 0 0 0 0 0	1 0 0 0 0 0	0 0 0 0 0 0	0 1 0 0 0 0	0 2 0 0 0 0	1 2 0 0 0 0

	AB	33
	R	2
	H	6
	RBI	2
	BB	5
	SO	7
	LOB	13

Inning Stats	1	2	3	4	5	6	7	8	9
	R: 0 E: 0 K: 1 S: 5	H: 0 LOB: 1 BB: 1 P: 9	R: 0 E: 0 K: 1 S: 5	H: 0 LOB: 0 BB: 0 P: 5	R: 2 E: 0 K: 0 S: 6	H: 3 LOB: 3 BB: 2 P: 14	R: 0 E: 0 K: 1 S: 6	H: 1 LOB: 1 BB: 0 P: 6	R: 0 E: 0 K: 1 S: 5	H: 0 LOB: 0 BB: 0 P: 5
	R: 0 E: 0 K: 1 S: 6	H: 1 LOB: 2 BB: 1 P: 10	R: 0 E: 0 K: 0 S: 4	H: 1 LOB: 1 BB: 0 P: 4	R: 0 E: 0 K: 1 S: 5	H: 0 LOB: 1 BB: 1 P: 9	R: 0 E: 0 K: 1 S: 5	H: 0 LOB: 0 BB: 0 P: 5		

	1B: 5	SF: 0	WP: 0	PA: 38
	2B: 1	SAC: 0	PB: 0	
	3B: 0	DP: 0	SB: 0	
	HR: 0	HBP: 0	CS: 0	

PITCHER	IP	WLS	BF	H	R	ER	SO	BB	IBB	HBP	BLK	WP	HR	S	P	ERA	WHIP
George Stone, L (1, 1) ERA: 3.31	9.0	W	38	6	2	2	7	4	1	0	0	0	0	47	67	2.00	1.111

PITCHER	IP	WLS	BF	H	R	ER	SO	BB	IBB	HBP	BLK	WP	HR	S	P	ERA	WHIP

Atlanta Braves @ Philadelphia Phillies

Connie Mack Stadium, Philadelphia, PA

Wed Aug 28 1968, 7:05 PM EDT

Att. 6,713 - Unknown

TOP

livebaseballscorecards.com

Batter	1	2	3	4	5	6	7	8	9	AB	R	H	RBI	BB	SO	LOB
Felipe Alou, R (1, 8) OBP: 0.370, SLG: 0.435	4-3		E 1B		G6-3 1-2f			1B 2B		4	1	2	0	0	0	1
Felix Millan, R (1, 4) OBP: 0.329, SLG: 0.358	K		E6 G6-4-3 1-3			5-3		5-3		4	0	0	0	0	1	2
Hank Aaron, R (1, 3) (8, 9) OBP: 0.340, SLG: 0.491	S 1B		G6-4-3 1-2f			HR		PB 1B IBB		3	1	2	1	1	0	2
Deron Johnson, R (1, 5) (8, 3) OBP: 0.288, SLG: 0.316	5-3 1-2			6-3		G4-6-3 1B		PB 1B 1-2 2-H		4	0	2	1	0	0	1
Tito Francona, L (1, 7) OBP: 0.401, SLG: 0.368 Gil Garrido, R (8, 6) OBP: 0.188, SLG: 0.200		4-3		1B 1B		G4-6-3 1-2f		1-3 1-2 2-3		4 0	0 0	1 0	0 0	0 0	0 0	3 0
Mike Lum, L (1, 9) (8, 7) OBP: 0.272, SLG: 0.329		H 1-0 FC5-6-4 HBP		G5-4-3 1-2 1B			4-3		F9	3	0	1	0	0	0	0
Bob Tillman, R (1, 2) OBP: 0.262, SLG: 0.283		FC5-6-4 1-2f		G5-4-3 1-2f			B B B B 4-0 G1-6-3 BB		6-3	3	0	0	0	1	0	3
Marty Martinez, S (1, 6) (8, 5) OBP: 0.306, SLG: 0.266		6-3			6-3		G1-6-3 1-2f		4-3	4	0	0	0	0	0	2
Pat Jarvis, R (1, 1) OBP: 0.200, SLG: 0.183			F8		B B B B 4-0 G6-3 BB			F8		2	0	0	0	1	0	0
Inning Stats	R: 0 E: 0 K: 1 S: 6 H: 1 LOB: 1 BB: 0 P: 6	R: 0 E: 0 K: 0 S: 3 H: 0 LOB: 1 BB: 0 P: 4	R: 0 E: 1 K: 0 S: 4 H: 1 LOB: 1 BB: 0 P: 4	R: 0 E: 0 K: 0 S: 4 H: 2 LOB: 1 BB: 0 P: 4	R: 0 E: 0 K: 0 S: 2 H: 0 LOB: 0 BB: 1 P: 6	R: 1 E: 0 K: 0 S: 4 H: 2 LOB: 0 BB: 0 P: 4	R: 0 E: 0 K: 0 S: 2 H: 0 LOB: 0 BB: 1 P: 6	R: 1 E: 0 K: 0 S: 5 H: 2 LOB: 2 BB: 1 P: 9	R: 0 E: 0 K: 0 S: 3 H: 0 LOB: 0 BB: 0 P: 3	1B: 6 2B: 1 3B: 0 HR: 1 SF: 0 SAC: 0 DP: 5 HBP: 1							

	AB	31
	R	2
	H	8
	RBI	2
	BB	3
	SO	1
	LOB	14

WP: 0 PB: 1 SB: 1 CS: 0 PA: 35

PITCHER		IP	WLS	BF	H	R	ER	SO	BB	IBB	HBP	BLK	WP	HR	S	P	ERA	WHIP
Jerry Johnson, R ERA: 3.49	(1, 1)	8.0	L	32	8	2	2	1	2	1	1	0	0	1	30	43	2.25	1.250
Gary Wagner, R ERA: 2.57	(9, 1)	1.0		3	0	0	0	0	0	0	0	0	0	0	3	3	0.00	0.000

PITCHER	IP	WLS	BF	H	R	ER	SO	BB	IBB	HBP	BLK	WP	HR	S	P	ERA	WHIP

Batter	1	2	3	4	5	6	7	8	9	AB	R	H	RBI	BB	SO	LOB
Tony Taylor, R (1, 5) OBP: 0.307, SLG: 0.313	G3 1B		SF8 3B			K			6-3	4	1	2	0	0	1	0
Roberto Pena, R (1, 6) OBP: 0.322, SLG: 0.320	G3 1-2		SF8 3-H			CS 1B			K	3	0	1	1	0	1	1
John Briggs, L (1, 9) OBP: 0.355, SLG: 0.349	BB		4-3			K 1-2			F8	3	0	0	0	1	1	1
Dick Allen, R (1, 7) OBP: 0.364, SLG: 0.535	K			5-3			F8			3	0	0	0	0	1	2
Bill White, L (1, 3) OBP: 0.305, SLG: 0.359	K			K			K			3	0	0	0	0	3	2
Cookie Rojas, R (1, 4) OBP: 0.260, SLG: 0.321		L9		5-3			6-3			3	0	0	0	0	0	0
Tony Gonzalez, L (1, 8) OBP: 0.330, SLG: 0.324		4-3			3-1			K		3	0	0	0	0	1	0
Clay Dalrymple, L (1, 2) OBP: 0.253, SLG: 0.263		P4			6-3			F8		3	0	0	0	0	0	0
Jerry Johnson, R (1, 1) OBP: 0.286, SLG: 0.250			F7		F3			1-3		2	0	0	0	0	0	0
Doug Clemens, L (8, PH) OBP: 0.167, SLG: 0.063										1	0	0	0	0	0	0
Gary Wagner, R (9, 1)										0	0	0	0	0	0	0
Inning Stats	R: 0 E: 0 K: 2 S: 8 H: 1 LOB: 2 BB: 1 P: 12	R: 0 E: 0 K: 0 S: 3 H: 0 LOB: 0 BB: 0 P: 3	R: 1 E: 0 K: 0 S: 4 H: 1 LOB: 0 BB: 0 P: 4	R: 0 E: 0 K: 1 S: 5 H: 0 LOB: 0 BB: 0 P: 5	R: 0 E: 0 K: 0 S: 3 H: 0 LOB: 0 BB: 0 P: 3	R: 0 E: 0 K: 2 S: 7 H: 1 LOB: 1 BB: 0 P: 7	R: 0 E: 0 K: 1 S: 5 H: 0 LOB: 0 BB: 0 P: 5	R: 0 E: 0 K: 1 S: 5 H: 0 LOB: 0 BB: 0 P: 5	R: 0 E: 0 K: 1 S: 5 H: 0 LOB: 0 BB: 0 P: 5	1B: 2 2B: 1 3B: 1 HR: 0	SF: 1 SAC: 0 DP: 1 HBP: 0					

PITCHER	IP	WLS	BF	H	R	ER	SO	BB	IBB	HBP	BLK	WP	HR	S	P	ERA	WHIP
Pat Jarvis, R (1, 1) ERA: 2.35	9.0	W	30	3	1	1	8	1	0	0	0	0	0	45	49	1.00	0.444

PITCHER	IP	WLS	BF	H	R	ER	SO	BB	IBB	HBP	BLK	WP	HR	S	P	ERA	WHIP

BOTTOM

Atlanta Braves @ Philadelphia Phillies

Connie Mack Stadium, Philadelphia, PA

Wed Aug 28 1968, 7:05 PM EDT

Att. 6,713 - Unknown

livebaseballscorecards.com

AB	28
R	1
H	3
RBI	1
BB	1
SO	8
LOB	6

WP: 0 PB: 0 SB: 0 CS: 1 PA: 30

Batter	1	2	3	4	5	6	7	8	9	AB	R	H	RBI	BB	SO	LOB
Felipe Alou, R (1, 8) OBP: 0.370, SLG: 0.440	HR		P5		1-3 1B 2-H 3-H 1B		L7		F3	5	2	2	3	0	0	0
Felix Millan, R (1, 4) OBP: 0.326, SLG: 0.354	1-3		4-3		1-3 1-2		P6		K	5	0	0	0	0	1	1
Hank Aaron, R (1, 9) OBP: 0.342, SLG: 0.498	HR			F6	1B 2-H 1B		1B		4-3	5	1	3	2	0	0	0
Tito Francona, L (1, 7) OBP: 0.399, SLG: 0.366 Mike Lum, L (7, 7) OBP: 0.272, SLG: 0.329	G3			6-3	1-2 1B		F9			4 0	0 0	1 0	0 0	0 0	0 0	1 0
Deron Johnson, R (1, 3) OBP: 0.291, SLG: 0.327	L6			BB	K			HR		3	1	1	1	1	1	2
Marty Martinez, S (1, 5) OBP: 0.302, SLG: 0.262		F9		G3		F9		K		4	0	0	0	0	1	1
Bob Tillman, R (1, 2) OBP: 0.267, SLG: 0.287		P4			1B 1B 1B	K		FC5-4 1B		4	1	2	0	0	1	0
Gil Garrido, R (1, 6) OBP: 0.200, SLG: 0.211		5-3			SH2-4 1-3 1B 1B	E5 WP		P3		4	1	1	0	0	0	1
Phil Niekro, R (1, 1) OBP: 0.098, SLG: 0.213			F8		SH2-4 1-2	P4 1-2		FC5-4 1-2f		3	0	0	0	0	0	2
Inning Stats	R: 2 E: 0 K: 0 S: 5 H: 2 LOB: 0 BB: 0 P: 5	R: 0 E: 0 K: 0 S: 3 H: 0 LOB: 0 BB: 0 P: 3	R: 0 E: 0 K: 0 S: 3 H: 0 LOB: 0 BB: 0 P: 3	R: 0 E: 0 K: 0 S: 3 H: 0 LOB: 1 BB: 1 P: 7	R: 3 E: 0 K: 1 S: 10 H: 5 LOB: 2 BB: 0 P: 10	R: 0 E: 1 K: 1 S: 6 H: 0 LOB: 1 BB: 0 P: 6	R: 0 E: 0 K: 0 S: 4 H: 1 LOB: 1 BB: 0 P: 4	R: 1 E: 0 K: 1 S: 7 H: 2 LOB: 1 BB: 0 P: 7	R: 0 E: 0 K: 1 S: 5 H: 0 LOB: 0 BB: 0 P: 5	1B: 7 2B: 0 3B: 0 HR: 3 SF: 0 SAC: 1 DP: 0 HBP: 0						

PITCHER	IP	WLS	BF	H	R	ER	SO	BB	IBB	HBP	BLK	WP	HR	S	P	ERA	WHIP
Larry Jackson, R (1, 1) ERA: 2.84	4.2	L	21	6	5	5	0	1	0	0	0	0	2	20	24	9.64	1.500
Grant Jackson, L (5, 1) ERA: 2.3	1.1		6	1	0	0	2	0	0	0	0	1	0	10	10	0.00	0.750
Dick Hall, R (7, 1) ERA: 4.24	2.0		9	3	1	1	1	0	0	0	0	0	1	11	11	4.50	1.500
John Boozer, R ERA: 4.03 (9, 1)	1.0		3	0	0	0	1	0	0	0	0	0	0	5	5	0.00	0.000

PITCHER	IP	WLS	BF	H	R	ER	SO	BB	IBB	HBP	BLK	WP	HR	S	P	ERA	WHIP

TOP

Atlanta Braves @ Philadelphia Phillies

Connie Mack Stadium, Philadelphia, PA

Thu Aug 29 1968, 7:05 PM EDT

Att. 4,396 - Unknown

livebaseballscorecards.com

AB	37
R	6
H	10
RBI	6
BB	1
SO	4
LOB	8

PA: 39

WP: 1
PB: 0
SB: 0
CS: 0

BOTTOM

Atlanta Braves @ Philadelphia Phillies

Connie Mack Stadium, Philadelphia, PA

Thu Aug 29 1968, 7:05 PM EDT

Att. 4,396 - Unknown

livebaseballscorecards.com

Batter	1	2	3	4	5	6	7	8	9	AB	R	H	RBI	BB	SO	LOB
Tony Taylor, R (1, 5) OBP: 0.304, SLG: 0.310	6-3			5-3		FC6 1-2f		F8		4	0	0	0	0	0	2
Roberto Pena, R (1, 6) OBP: 0.319, SLG: 0.317	P4			1-3		K			P4	4	0	0	0	0	1	1
John Briggs, L (1, 9) OBP: 0.353, SLG: 0.347	G3			1B		G3			F7	4	0	1	0	0	0	1
Dick Allen, R (1, 7) OBP: 0.363, SLG: 0.531		BB G6-3		K			L4		P6	3	0	0	0	1	1	1
Bill White, L (1, 3) OBP: 0.302, SLG: 0.356		F7			K		P3			3	0	0	0	0	1	1
Cookie Rojas, R (1, 4) OBP: 0.258, SLG: 0.319		G6-3 1-2f			F9		P5			3	0	0	0	0	0	1
Tony Gonzalez, L (1, 8) OBP: 0.331, SLG: 0.323 Dick Hall, R (7, 1) OBP: 0.333, SLG: 0.333 Gary Sutherland, R (8, PH) OBP: 0.250, SLG: 0.247 John Boozer, R (9, 1) OBP: 0.200, SLG: 0.200		1-3			BB			FC1-4 1B		1 0 1 0	0 0 0 0	0 0 1 0	0 0 0 0	1 0 0 0	0 0 0 0	0 0 0 0
Mike Ryan, R (1, 2) OBP: 0.195, SLG: 0.193		4-3			F9			FC1-4 FC6-4 1-2f		3	0	0	0	0	0	2
Larry Jackson, R (1, 1) OBP: 0.141, SLG: 0.132 Grant Jackson, S (5, 1) OBP: 0.250, SLG: 0.250 Don Lock, R (6, PH) OBP: 0.291, SLG: 0.344 (7, 8)		K				FC6 BB		FC6-4 1-2f		1 0 1	0 0 0	0 0 0	0 0 0	1 0 1	0 0 0	0 0 1

	AB	28
	R	0
	H	2
	RBI	0
	BB	3
	SO	4
	LOB	10

Inning Stats	1	2	3	4	5	6	7	8	9
	R: 0 E: 0 K: 0 S: 3	R: 0 E: 0 K: 0 S: 2	R: 0 E: 0 K: 1 S: 5	R: 0 E: 0 K: 1 S: 6	R: 0 E: 0 K: 1 S: 5	R: 0 E: 0 K: 1 S: 5	R: 0 E: 0 K: 0 S: 3	R: 0 E: 0 K: 0 S: 4	R: 0 E: 0 K: 0 S: 3
	H: 0 LOB: 0 BB: 0 P: 3	H: 0 LOB: 0 BB: 1 P: 6	H: 0 LOB: 0 BB: 0 P: 5	H: 1 LOB: 1 BB: 0 P: 6	H: 0 LOB: 1 BB: 1 P: 9	H: 0 LOB: 1 BB: 1 P: 9	H: 0 LOB: 0 BB: 0 P: 3	H: 1 LOB: 1 BB: 0 P: 4	H: 0 LOB: 0 BB: 0 P: 3

1B: 2 SF: 0
2B: 0 SAC: 0
3B: 0 DP: 1
HR: 0 HBP: 0

WP: 0 PA: 31
PB: 0
SB: 0
CS: 0

PITCHER	IP	WLS	BF	H	R	ER	SO	BB	IBB	HBP	BLK	WP	HR	S	P	ERA	WHIP
Phil Niekro, R (1, 1) ERA: 2.76	9.0	W	31	2	0	0	4	3	0	0	0	0	0	36	48	0.00	0.556

PITCHER	IP	WLS	BF	H	R	ER	SO	BB	IBB	HBP	BLK	WP	HR	S	P	ERA	WHIP

Batter	1	2	3	4	5	6	7	8	9	AB	R	H	RBI	BB	SO	LOB
Felipe Alou, R (1, 8) OBP: 0.370, SLG: 0.440										0	0	0	0	0	0	0
Felix Millan, R (1, 4) OBP: 0.326, SLG: 0.354										0	0	0	0	0	0	0
Hank Aaron, R (1, 9) OBP: 0.342, SLG: 0.498										0	0	0	0	0	0	0
Tito Francona, L (1, 7) OBP: 0.399, SLG: 0.366										0	0	0	0	0	0	0
Deron Johnson, R (1, 3) OBP: 0.291, SLG: 0.327										0	0	0	0	0	0	0
Marty Martinez, S (1, 5) OBP: 0.302, SLG: 0.262										0	0	0	0	0	0	0
Bob Tillman, R (1, 2) OBP: 0.267, SLG: 0.287										0	0	0	0	0	0	0
Gil Garrido, R (1, 6) OBP: 0.200, SLG: 0.211										0	0	0	0	0	0	0
Milt Pappas, R (1, 1) OBP: 0.222, SLG: 0.220										0	0	0	0	0	0	0
Inning Stats										1B: 0 2B: 0 3B: 0 HR: 0		SF: 0 SAC: 0 DP: 0 HBP: 0				

TOP

Atlanta Braves @ Pittsburgh Pirates

Forbes Field, Pittsburgh, PA

Fri Aug 30 1968, 7:05 PM EDT

Att. 5,896 - Unknown

livebaseballscorecards.com

AB	0
R	0
H	0
RBI	0
BB	0
SO	0
LOB	0

WP: 0 PA: 0
PB: 0
SB: 0
CS: 0

PITCHER	IP	WLS	BF	H	R	ER	SO	BB	IBB	HBP	BLK	WP	HR	S	P	ERA	WHIP
Dock Ellis, R (1, 1) ERA: 2.66	0.0	L	0	0	0	0	0	0	0	0	0	0	0	0	0	∞	∞

PITCHER	IP	WLS	BF	H	R	ER	SO	BB	IBB	HBP	BLK	WP	HR	S	P	ERA	WHIP

Batter	1	2	3	4	5	6	7	8	9	AB	R	H	RBI	BB	SO	LOB
Freddie Patek, R (1, 6) OBP: 0.336, SLG: 0.374										0	0	0	0	0	0	0
Maury Wills, S (1, 5) OBP: 0.332, SLG: 0.326										0	0	0	0	0	0	0
Matty Alou, L (1, 8) OBP: 0.365, SLG: 0.394										0	0	0	0	0	0	0
Willie Stargell, L (1, 3) OBP: 0.311, SLG: 0.450										0	0	0	0	0	0	0
Manny Mota, R (1, 7) OBP: 0.326, SLG: 0.349										0	0	0	0	0	0	0
Gary Kolb, L (1, 9) OBP: 0.287, SLG: 0.340										0	0	0	0	0	0	0
Bill Mazeroski, R (1, 4) OBP: 0.295, SLG: 0.292										0	0	0	0	0	0	0
Jerry May, R (1, 2) OBP: 0.300, SLG: 0.267										0	0	0	0	0	0	0
Dock Ellis, S (1, 1) OBP: 0.118, SLG: 0.176										0	0	0	0	0	0	0
Inning Stats										1B: 0 2B: 0 3B: 0 HR: 0		SF: 0 SAC: 0 DP: 0 HBP: 0		WP: 0 PB: 0 SB: 0 CS: 0		PA: 0

PITCHER	IP	WLS	BF	H	R	ER	SO	BB	IBB	HBP	BLK	WP	HR	S	P	ERA	WHIP
Milt Pappas, R (1, 1) ERA: 3.69	0.0	W	0	0	0	0	0	0	0	0	0	0	0	0	0	∞	∞

PITCHER	IP	WLS	BF	H	R	ER	SO	BB	IBB	HBP	BLK	WP	HR	S	P	ERA	WHIP

BOTTOM

Atlanta Braves @ Pittsburgh Pirates

Forbes Field, Pittsburgh, PA

Fri Aug 30 1968, 7:05 PM EDT

Att. 5,896 - Unknown

livebaseballscorecards.com

AB	**0**
R	**0**
H	**0**
RBI	**0**
BB	**0**
SO	**0**
LOB	**0**

Batter	1	2	3	4	5	6	7	8	9	AB	R	H	RBI	BB	SO	LOB
Felipe Alou, R (1, 8) OBP: 0.367, SLG: 0.436	5-3		G5-4-3 1-2f			5-3		P5		4	0	0	0	0	0	2
Felix Millan, R (1, 4) OBP: 0.323, SLG: 0.350	6-3			P3		5-3			P2	4	0	0	0	0	0	0
Hank Aaron, R (1, 9) OBP: 0.344, SLG: 0.497	2B			P2		6-3			BB	3	0	1	0	1	0	0
Tito Francona, L (1, 7) OBP: 0.396, SLG: 0.363	P5			1B			G4-6-3 1B		F8	4	0	2	0	0	0	2
Deron Johnson, R (1, 3) OBP: 0.287, SLG: 0.321		P5		K			G4-6-3 1-2f		6-3	4	0	0	0	0	1	3
Marty Martinez, S (1, 5) OBP: 0.305, SLG: 0.261 Dick Kelley, R (7, 1) OBP: 0.160, SLG: 0.045		1-3			6-3 BB		5-3			2 0	0 0	0 0	0 0	1 0	0 0	0 0
Bob Tillman, R (1, 2) OBP: 0.267, SLG: 0.284		K			F8			1B		3	0	1	0	0	1	1
Gil Garrido, R (1, 6) OBP: 0.222, SLG: 0.231			G5-4-3 1B		6-3 1-2			F9		3	0	1	0	0	0	2
Ron Reed, R (1, 1) OBP: 0.200, SLG: 0.189 Ken Johnson, R (3, 1) OBP: 0.171, SLG: 0.175 Bob Johnson, R (7, 5) OBP: 0.302, SLG: 0.301			K		K			K		1 1 1	0 0 0	0 0 0	0 0 0	0 0 0	1 1 1	1 1 1
Inning Stats	R: 0 E: 0 K: 0 S: 4 H: 1 LOB: 1 BB: 0 P: 4	R: 0 E: 0 K: 1 S: 5 H: 0 LOB: 0 BB: 0 P: 5	R: 0 E: 0 K: 1 S: 5 H: 1 LOB: 0 BB: 0 P: 5	R: 0 E: 0 K: 1 S: 6 H: 1 LOB: 1 BB: 0 P: 6	R: 0 E: 0 K: 1 S: 5 H: 0 LOB: 1 BB: 1 P: 9	R: 0 E: 0 K: 0 S: 3 H: 0 LOB: 0 BB: 0 P: 3	R: 0 E: 0 K: 0 S: 3 H: 1 LOB: 0 BB: 0 P: 3	R: 0 E: 0 K: 1 S: 6 H: 1 LOB: 1 BB: 0 P: 6	R: 0 E: 0 K: 0 S: 3 H: 0 LOB: 1 BB: 1 P: 7	1B: 4 2B: 1 3B: 0 HR: 0 SF: 0 SAC: 0 DP: 2 HBP: 0						

TOP

Atlanta Braves @ Pittsburgh Pirates

Forbes Field, Pittsburgh, PA

Sat Aug 31 1968, 3:33 AM EDT

Att. 4,671 - Unknown

livebaseballscorecards.com

AB	30
R	0
H	5
RBI	0
BB	2
SO	5
LOB	13

PA: 32

WP: 0
PB: 0
SB: 0
CS: 0

PITCHER		IP	WLS	BF	H	R	ER	SO	BB	IBB	HBP	BLK	WP	HR	S	P	ERA	WHIP
Steve Blass, R ERA: 2.26	(1, 1)	8.2	W	31	5	0	0	5	2	0	0	0	0	0	39	47	0.00	0.808
Roy Face, R ERA: 2.6	(1, 1)	0.1		1	0	0	0	0	0	0	0	0	0	0	1	1	0.00	0.000
Steve Blass, R ERA: 2.26	(1, 1)	8.2	W	31	5	0	0	5	2	0	0	0	0	0	39	47	0.00	0.808

PITCHER	IP	WLS	BF	H	R	ER	SO	BB	IBB	HBP	BLK	WP	HR	S	P	ERA	WHIP

BOTTOM

Atlanta Braves @ Pittsburgh Pirates

Forbes Field, Pittsburgh, PA

Sat Aug 31 1968, 3:33 AM EDT

Att. 4,671 - Unknown

livebaseballscorecards.com

Batter	1	2	3	4	5	6	7	8	9	AB	R	H	RBI	BB	SO	LOB
Freddie Patek, R (1, 6) OBP: 0.338, SLG: 0.396	2B		1B 3B 1-H 3-H	4-3			SH5-4 1-2 2-3	5-3 3-H		4	1	2	3	0	0	1
Maury Wills, S (1, 5) OBP: 0.332, SLG: 0.325	6-3		6-3		1-3		2B 1B 2-H 3-H	BB		4	0	1	2	1	0	2
Matty Alou, L (1, 8) OBP: 0.366, SLG: 0.396	P4		WP 1B 1B 3-H		4-3		1-3 2B	6-3		5	1	2	1	0	0	2
Willie Stargell, L (1, 3) OBP: 0.305, SLG: 0.440	K		K 1-3		F8		K			4	0	0	0	0	3	4
Roberto Clemente, R (1, 9) OBP: 0.336, SLG: 0.459		F9	FC5-4 1B 3-H			F8	IBB			3	0	1	1	1	0	0
Carl Taylor, R (1, 7) OBP: 0.308, SLG: 0.232 Roy Face, R (1, 1) Manny Mota, R (1, 7) OBP: 0.319, SLG: 0.341		5-3	FC5-4 1-2f			F7	4-3			0 0 0 0 0 0 4 0 0	0 0 0 0 0 0 0 0 0	0 0 0 0 0 0 0 0 0	0 0 0 0 0 0 0 0 0	0 0 0 0 0 0 0 0 0	0 0 0 0 0 0 0 0 0	0 0 0 0 0 0 4 0 0
Bill Mazeroski, R (1, 4) OBP: 0.299, SLG: 0.301	K			4-3 SH2-4 1B		F8		3B		4	1	2	0	0	1	0
Chris Cannizzaro, R (1, 2) OBP: 0.316, SLG: 0.394			1B 3B 2B	SH2-4 1-2			SH5-4 SH 1B 1B	5-3 3-H		3	3	3	1	0	0	0
Steve Blass, R (1, 1) (1, 7) (1, 1) OBP: 0.121, SLG: 0.127			3B 1B 2-3	4-3 2-3			SH SH5-4 1B 1-2	K		3	2	1	0	0	1	2
Inning Stats	R: 0 H: 1 E: 0 LOB: 1 K: 1 BB: 0 S: 6 P: 6	R: 0 H: 0 E: 0 LOB: 0 K: 1 BB: 0 S: 5 P: 5	R: 4 H: 5 E: 0 LOB: 1 K: 1 BB: 0 S: 10 P: 10	R: 0 H: 1 E: 0 LOB: 1 K: 0 BB: 0 S: 4 P: 4	R: 0 H: 0 E: 0 LOB: 0 K: 0 BB: 0 S: 3 P: 3	R: 0 H: 0 E: 0 LOB: 0 K: 0 BB: 0 S: 3 P: 3	R: 2 H: 3 E: 1 LOB: 3 K: 1 BB: 1 S: 9 P: 13	R: 2 H: 2 E: 0 LOB: 1 K: 1 BB: 1 S: 7 P: 11		1B: 6 SF: 0 2B: 3 SAC: 3 3B: 3 DP: 0 HR: 0 HBP: 0						

	AB	34
	R	8
	H	12
	RBI	8
	BB	2
	SO	5
	LOB	15

WP: 2 PA: 39
PB: 0
SB: 0
CS: 0

PITCHER		IP	WLS	BF	H	R	ER	SO	BB	IBB	HBP	BLK	WP	HR	S	P	ERA	WHIP
Ron Reed, R ERA: 3.63	(1, 1)	2.1	L	12	5	4	4	2	0	0	0	0	0	0	16	16	15.43	2.143
Ken Johnson, R ERA: 3.6	(3, 1)	4.0		17	4	2	1	1	0	0	0	0	1	0	19	19	2.25	1.000
Dick Kelley, L ERA: 2.93	(7, 1)	1.2		10	3	2	2	2	1	1	0	0	0	0	12	20	10.80	2.400

PITCHER	IP	WLS	BF	H	R	ER	SO	BB	IBB	HBP	BLK	WP	HR	S	P	ERA	WHIP

Batter	1	2	3	4	5	6	7	8	9	AB	R	H	RBI	BB	SO	LOB
Felipe Alou, R (1, 8) OBP: 0.367, SLG: 0.436										0	0	0	0	0	0	0
Felix Millan, R (1, 4) OBP: 0.323, SLG: 0.350										0	0	0	0	0	0	0
Hank Aaron, R (1, 3) OBP: 0.344, SLG: 0.497										0	0	0	0	0	0	0
Joe Torre, R (1, 2) OBP: 0.331, SLG: 0.375										0	0	0	0	0	0	0
Tito Francona, L (1, 7) OBP: 0.396, SLG: 0.363										0	0	0	0	0	0	0
Deron Johnson, R (1, 5) OBP: 0.287, SLG: 0.321										0	0	0	0	0	0	0
Mike Lum, L (1, 9) OBP: 0.272, SLG: 0.329										0	0	0	0	0	0	0
Gil Garrido, R (1, 6) OBP: 0.222, SLG: 0.231										0	0	0	0	0	0	0
Pat Jarvis, R (1, 1) OBP: 0.200, SLG: 0.183										0	0	0	0	0	0	0
Inning Stats										1B: 0 2B: 0 3B: 0 HR: 0		SF: 0 SAC: 0 DP: 0 HBP: 0				

TOP

Atlanta Braves @ Pittsburgh Pirates

Forbes Field, Pittsburgh, PA

Sun Sep 01 1968, 3:33 AM EDT

Att. 5,650 - Unknown

livebaseballscorecards.com

AB	0
R	0
H	0
RBI	0
BB	0
SO	0
LOB	0

WP: 0 PA: 0
PB: 0
SB: 0
CS: 0

PITCHER	IP	WLS	BF	H	R	ER	SO	BB	IBB	HBP	BLK	WP	HR	S	P	ERA	WHIP
Jim Bunning, R (1, 1) ERA: 3.77	0.0		0	0	0	0	0	0	0	0	0	0	0	0	0	∞	∞

PITCHER	IP	WLS	BF	H	R	ER	SO	BB	IBB	HBP	BLK	WP	HR	S	P	ERA	WHIP

Batter	1	2	3	4	5	6	7	8	9	AB	R	H	RBI	BB	SO	LOB
Freddie Patek, R (1, 6) OBP: 0.338, SLG: 0.396										0	0	0	0	0	0	0
Maury Wills, S (1, 5) OBP: 0.332, SLG: 0.325										0	0	0	0	0	0	0
Matty Alou, L (1, 8) OBP: 0.366, SLG: 0.396										0	0	0	0	0	0	0
Roberto Clemente, R (1, 9) OBP: 0.336, SLG: 0.459										0	0	0	0	0	0	0
Willie Stargell, L (1, 3) OBP: 0.305, SLG: 0.440										0	0	0	0	0	0	0
Manny Mota, R (1, 7) OBP: 0.319, SLG: 0.341										0	0	0	0	0	0	0
Bill Mazeroski, R (1, 4) OBP: 0.299, SLG: 0.301										0	0	0	0	0	0	0
Jerry May, R (1, 2) OBP: 0.300, SLG: 0.267										0	0	0	0	0	0	0
Jim Bunning, R (1, 1) OBP: 0.109, SLG: 0.130										0	0	0	0	0	0	0
Inning Stats										1B: 0 2B: 0 3B: 0 HR: 0		SF: 0 SAC: 0 DP: 0 HBP: 0		WP: 0 PB: 0 SB: 0 CS: 0		PA: 0

BOTTOM

Atlanta Braves @ Pittsburgh Pirates

Forbes Field, Pittsburgh, PA

Sun Sep 01 1968, 3:33 AM EDT

Att. 5,650 - Unknown

livebaseballscorecards.com

AB	**0**
R	**0**
H	**0**
RBI	**0**
BB	**0**
SO	**0**
LOB	**0**

PITCHER	IP	WLS	BF	H	R	ER	SO	BB	IBB	HBP	BLK	WP	HR	S	P	ERA	WHIP
Pat Jarvis, R (1, 1) ERA: 2.35	0.0		0	0	0	0	0	0	0	0	0	0	0	0	0	∞	∞

PITCHER	IP	WLS	BF	H	R	ER	SO	BB	IBB	HBP	BLK	WP	HR	S	P	ERA	WHIP

Atlanta Braves @ New York Mets

Shea Stadium, Flushing, NY

Mon Sep 02 1968, 3:33 AM EDT

Unknown

TOP

livebaseballscorecards.com

Batter	1	2	3	4	5	6	7	8	9	AB	R	H	RBI	BB	SO	LOB
Gil Garrido, R (1, 6) OBP: 0.189, SLG: 0.194	F8		F7			1B		F8	5-3	5	0	1	0	0	0	2
Felix Millan, R (1, 4) OBP: 0.324, SLG: 0.351	L8			G6-4-3 1B		F9		E6 1B 1B		4	1	2	0	0	0	1
Hank Aaron, R (1, 9) OBP: 0.345, SLG: 0.495	P3			F7		P6		1B IBB		3	0	0	0	1	0	2
Joe Torre, R (1, 2) OBP: 0.330, SLG: 0.373		5-3		G6-4-3 1-2f		L5		1-2 2-H 1B		4	0	1	1	0	0	2
Deron Johnson, R (1, 3) OBP: 0.282, SLG: 0.315		P5			5-3		S S S K	F8		4	0	0	0	0	1	2
Tommie Aaron, R (1, 7) OBP: 0.297, SLG: 0.296		P6			4-3		F9 S S S	K		4	0	0	0	0	1	2
Bob Johnson, R (1, 5) OBP: 0.306, SLG: 0.301			6-3		B B B B 4-0 HR BB		1B		6-3	3	1	1	0	1	0	0
Mike Lum, L (1, 8) OBP: 0.280, SLG: 0.351			1-3		1-H HR		1-2 1B		6-3	4	1	2	2	0	0	0
George Stone, L (1, 1) OBP: 0.429, SLG: 0.400 Cecil Upshaw, R (8, 1) OBP: 0.238, SLG: 0.200			1B		1-3		G3		1B	3 1	0 0	1 1	0 0	0 0	0 0	2 0
Inning Stats	R: 0 E: 0 K: 0 S: 3 H: 0 LOB: 0 BB: 0 P: 3	R: 0 E: 0 K: 0 S: 3 H: 0 LOB: 0 BB: 0 P: 3	R: 0 E: 0 K: 0 S: 4 H: 1 LOB: 1 BB: 0 P: 4	R: 0 E: 0 K: 0 S: 3 H: 1 LOB: 0 BB: 0 P: 3	R: 2 E: 0 K: 0 S: 4 H: 1 LOB: 0 BB: 1 P: 8	R: 0 E: 0 K: 0 S: 4 H: 1 LOB: 1 BB: 0 P: 4	R: 0 E: 0 K: 1 S: 7 H: 2 LOB: 2 BB: 0 P: 7	R: 1 E: 1 K: 1 S: 7 H: 2 LOB: 2 BB: 1 P: 11	R: 0 E: 0 K: 0 S: 4 H: 1 LOB: 1 BB: 0 P: 4	1B: 8 2B: 0 3B: 0 HR: 1 SF: 0 SAC: 0 DP: 1 HBP: 0						WP: 0 PB: 0 SB: 0 CS: 0 PA: 37	

PITCHER	IP	WLS	BF	H	R	ER	SO	BB	IBB	HBP	BLK	WP	HR	S	P	ERA	WHIP
Jerry Koosman, L (1, 1) ERA: 1.95	9.0	L	37	9	3	3	2	1	1	0	0	0	1	39	47	3.00	1.111

PITCHER	IP	WLS	BF	H	R	ER	SO	BB	IBB	HBP	BLK	WP	HR	S	P	ERA	WHIP

AB	35
R	3
H	9
RBI	3
BB	2
SO	2
LOB	13

Atlanta Braves @ New York Mets

Shea Stadium, Flushing, NY

Mon Sep 02 1968, 3:33 AM EDT

Unknown

BOTTOM

livebaseballscorecards.com

Batter	1	2	3	4	5	6	7	8	9	AB	R	H	RBI	BB	SO	LOB
Tommie Agee, R (1, 8) OBP: 0.231, SLG: 0.281	1-3		E3 2-3		5-3			2B		4	0	1	0	0	0	2
Phil Linz, R (1, 4) OBP: 0.242, SLG: 0.235	K		F2		2-H 1B			F8		4	0	1	0	0	1	3
Cleon Jones, R (1, 7) OBP: 0.338, SLG: 0.452	5-3			S 1B G1-2-3 1B		HR		F3		4	1	2	1	0	0	1
Ed Charles, R (1, 5) OBP: 0.332, SLG: 0.430		K		S 1-2 1B		F8		K		4	0	1	0	0	2	1
Ron Swoboda, R (1, 9) OBP: 0.329, SLG: 0.378 Larry Stahl, L (9, PH) OBP: 0.325, SLG: 0.371		K	P6 1-2 2-3			6-3			L3 1B	3 1	0 0	0 1	0 0	0 0	1 0	2 0
Jerry Grote, R (1, 2) OBP: 0.355, SLG: 0.330		K	IBB			4-3			F7	3	0	0	0	1	1	1
Al Weis, S (1, 6) OBP: 0.236, SLG: 0.205 Art Shamsky, L (9, PH) OBP: 0.276, SLG: 0.382			E 2B	G1-2-3 3-Hf			F7		L3 1-2	3 1	0 0	1 0	0 0	0 0	0 0	3 1
Ed Kranepool, L (1, 3) OBP: 0.291, SLG: 0.321			K		SH3-4 1B		5-3			3	0	1	0	0	1	1
Jerry Koosman, R (1, 1) OBP: 0.100, SLG: 0.090			K		SH3-4 1-2		K			2	0	0	0	0	2	1

Inning Stats	R: 0 E: 0 K: 1 S: 5	H: 0 LOB: 0 BB: 0 P: 5	R: 0 E: 0 K: 3 S: 9	H: 0 LOB: 0 BB: 0 P: 9	R: 0 E: 1 K: 2 S: 9	H: 1 LOB: 2 BB: 0 P: 9	R: 0 E: 0 K: 0 S: 4	H: 2 LOB: 2 BB: 1 P: 8	R: 0 E: 0 K: 0 S: 4	H: 2 LOB: 2 BB: 0 P: 4	R: 1 E: 0 K: 0 S: 4	H: 1 LOB: 0 BB: 0 P: 4	R: 0 E: 0 K: 1 S: 5	H: 0 LOB: 0 BB: 0 P: 5	R: 0 E: 0 K: 1 S: 6	H: 1 LOB: 1 BB: 0 P: 6	R: 0 E: 0 K: 0 S: 3	H: 1 LOB: 0 BB: 0 P: 3	1B: 5 2B: 3 3B: 0 HR: 1	SF: 0 SAC: 1 DP: 2 HBP: 0	WP: 0 PB: 0 SB: 2 CS: 0	PA: 34

PITCHER	IP	WLS	BF	H	R	ER	SO	BB	IBB	HBP	BLK	WP	HR	S	P	ERA	WHIP
George Stone, L (1, 1) ERA: 3.04	7.1	W	29	7	1	1	7	0	1	0	0	0	1	42	46	1.23	0.955
Cecil Upshaw, R (8, 1) ERA: 2.37	1.2	S	5	1	0	0	1	0	0	0	0	0	0	7	7	0.00	0.600

PITCHER	IP	WLS	BF	H	R	ER	SO	BB	IBB	HBP	BLK	WP	HR	S	P	ERA	WHIP

Batter	1	2	3	4	5	6	7	8	9	AB	R	H	RBI	BB	SO	LOB
Felix Millan, R (1, 4) OBP: 0.326, SLG: 0.353	G6-4-3 1B 1B		F7 ②			G6-4-3 1B				3	0	2	0	0	0	0
Sonny Jackson, L (1, 6) OBP: 0.297, SLG: 0.280	G6-4-3 1-2 1B		K ③			K ① S S S				3	0	1	0	0	2	1
Hank Aaron, R (1, 9) OBP: 0.345, SLG: 0.496	G6-4-3 ① ② 1-2f 2-3			1-3 SF7 2B		G6-4-3 ② ③ 1-2f				3	1	1	0	0	0	3
Joe Torre, R (1, 3) OBP: 0.330, SLG: 0.373	5-3 ③			1-3 ① 2-3			SH 1B			3	0	1	0	0	0	2
Tito Francona, L (1, 7) OBP: 0.398, SLG: 0.365		F7 ①		SF7 ② 3-H			SH ① 1-2			1	0	0	1	0	0	0
Mike Lum, L (1, 8) OBP: 0.281, SLG: 0.347		1-3 ②		K ③ S S S			IBB 4-0			2	0	0	0	1	1	0
Bob Tillman, R (1, 2) OBP: 0.269, SLG: 0.300		HR 0-0			4-3 ①					2	1	1	1	0	0	0
Deron Johnson, R (1, 5) OBP: 0.281, SLG: 0.313		F2 ③			4-3 ②					2	0	0	0	0	0	0
Phil Niekro, R (1, 1) OBP: 0.095, SLG: 0.206			6-3 ①		5-3 ③					2	0	0	0	0	0	0
Inning Stats	R: 0 H: 2 E: 0 LOB: 1 K: 0 BB: 0 S: 4 P: 4	R: 1 H: 1 E: 0 LOB: 0 K: 0 BB: 0 S: 4 P: 4	R: 0 H: 0 E: 0 LOB: 0 K: 1 BB: 0 S: 5 P: 5	R: 1 H: 1 E: 0 LOB: 0 K: 1 BB: 0 S: 6 P: 6	R: 0 H: 0 E: 0 LOB: 0 K: 0 BB: 0 S: 3 P: 3	R: 0 H: 1 E: 0 LOB: 0 K: 1 BB: 0 S: 5 P: 5	R: 0 H: 1 E: 0 LOB: 2 K: 0 BB: 1 S: 2 P: 6			1B: 4 SF: 1 2B: 1 SAC: 1 3B: 0 DP: 2 HR: 1 HBP: 0						

TOP

Atlanta Braves @ New York Mets

Shea Stadium, Flushing, NY

Mon Sep 02 1968, 3:38 AM EDT

Att. 24,263 - Unknown

livebaseballscorecards.com

AB	21
R	2
H	6
RBI	2
BB	1
SO	3
LOB	6

WP: 0 PB: 0 SB: 0 CS: 0 PA: 24

PITCHER		IP	WLS	BF	H	R	ER	SO	BB	IBB	HBP	BLK	WP	HR	S	P	ERA	WHIP
Don Cardwell, R ERA: 2.86	(1, 1)	6.1		24	6	2	2	3	0	1	0	0	0	1	29	33	2.84	0.947

PITCHER	IP	WLS	BF	H	R	ER	SO	BB	IBB	HBP	BLK	WP	HR	S	P	ERA	WHIP

Batter	1	2	3	4	5	6	7	8	9	AB	R	H	RBI	BB	SO	LOB
Bud Harrelson, S (1, 6) OBP: 0.278, SLG: 0.258	G4-6-3 1B		4-3 ①		F9 ②					3	0	1	0	0	0	0
Ken Boswell, L (1, 4) OBP: 0.296, SLG: 0.364	G4-6-3 ① ② 1-2f		FC6-4 1B		1B					3	0	2	0	0	0	1
Larry Stahl, L (1, 8) OBP: 0.319, SLG: 0.363	6-3 ③		FC6-4 PB 1B ② 1-2f		4-3 ③					3	0	0	0	0	0	2
Cleon Jones, R (1, 7) OBP: 0.341, SLG: 0.453		FC4-6 1B	PB 1-2 1B			K ①				3	0	2	0	0	1	0
Art Shamsky, L (1, 9) OBP: 0.273, SLG: 0.378		FC4-6 WP 3B ① 1-2f	K ③ 1-2 2-3			K ②				3	1	0	0	0	2	3
Ed Kranepool, L (1, 3) OBP: 0.294, SLG: 0.322		3B BB		4-3 ①		2B 1B				2	1	1	0	1	0	0
J.C. Martin, L (1, 2) OBP: 0.309, SLG: 0.328		1-H 2-H 3B		F7 ②		1-3 2B				3	0	2	2	0	0	0
Jerry Buchek, R (1, 5) OBP: 0.246, SLG: 0.234		6-3 ②		F9 ③		IBB				2	0	0	0	1	0	1
Don Cardwell, R (1, 1) OBP: 0.054, SLG: 0.107		K ③			P4 ①	K ③				3	0	0	0	0	2	4
Inning Stats	R: 0 E: 0 K: 0 S: 3 H: 1 LOB: 0 BB: 0 P: 3	R: 2 E: 1 K: 1 S: 7 H: 2 LOB: 1 BB: 1 P: 11	R: 0 E: 0 K: 1 S: 7 H: 2 LOB: 2 BB: 0 P: 7	R: 0 E: 0 K: 0 S: 3 H: 0 LOB: 0 BB: 0 P: 3	R: 0 E: 0 K: 0 S: 4 H: 1 LOB: 1 BB: 0 P: 4	R: 0 E: 0 K: 3 S: 11 H: 2 LOB: 3 BB: 1 P: 15				1B: 6 2B: 1 3B: 1 HR: 0 SF: 0 SAC: 0 DP: 1 HBP: 0						

PITCHER	IP	WLS	BF	H	R	ER	SO	BB	IBB	HBP	BLK	WP	HR	S	P	ERA	WHIP
Phil Niekro, R (1, 1) ERA: 2.77	6.0		27	8	2	2	5	1	1	0	0	1	0	35	43	3.00	1.500

PITCHER	IP	WLS	BF	H	R	ER	SO	BB	IBB	HBP	BLK	WP	HR	S	P	ERA	WHIP

Atlanta Braves @ New York Mets

Shea Stadium, Flushing, NY

Mon Sep 02 1968, 3:38 AM EDT

Att. 24,263 - Unknown

BOTTOM

livebaseballscorecards.com

AB	25
R	2
H	8
RBI	2
BB	2
SO	5
LOB	11

WP: 1 PA: 27
PB: 1
SB: 0
CS: 0

Atlanta Braves @ New York Mets

Shea Stadium, Flushing, NY

Tue Sep 03 1968, 7:05 PM EDT

Unknown

TOP

Batter	1	2	3	4	5	6	7	8	9	AB	R	H	RBI	BB	SO	LOB
Felipe Alou, R (1, 8) OBP: 0.364, SLG: 0.431	SSS 0-3 K ①		0-0 1B CS 2-H		0-0 6-3 ③			0-0 L3 ②		4	0	1	1	0	1	0
Felix Millan, R (1, 4) OBP: 0.327, SLG: 0.354	0-0 F8 ②		0-0 CS ③ 1-2	0-0 5-3 ①		0-0 1B CS		0-0 1B		4	0	2	0	0	0	0
Hank Aaron, R (1, 9) OBP: 0.345, SLG: 0.496	0-0 5-3 ③			0-0 2B 3B		0-0 F8 ① ② 1-2		0-0 P5 ③		4	1	1	0	0	0	2
Joe Torre, R (1, 2) OBP: 0.329, SLG: 0.377		SSS 0-3 K ①		0-0 3B 2B 2-H		0-0 F9 ③			0-0 1-3 ①	4	1	1	1	0	1	0
Tito Francona, L (1, 3) OBP: 0.393, SLG: 0.360		0-0 4-3 ②		0-0 4-3 ②			0-0 F7 ①		0-0 6-3 ②	4	0	0	0	0	0	1
Mike Lum, L (1, 7) OBP: 0.286, SLG: 0.356		0-0 F8 ③		0-0 2B 3-H			0-0 1B L4 1B		0-0 6-3 ③	4	0	2	1	0	0	0
Bob Johnson, R (1, 5) OBP: 0.307, SLG: 0.302			0-0 F8 ①	0-0 5-3 ③			0-0 1B 1-2			3	0	1	0	0	0	1
Sonny Jackson, L (1, 6) OBP: 0.297, SLG: 0.283			0-0 2B 1B		SSS 0-3 K ①		0-0 L4 ② ③ 2-3			3	1	1	0	0	1	2
Milt Pappas, R (1, 1) OBP: 0.200, SLG: 0.196			SSS 0-3 K ②		SSS 0-3 K ②					2	0	0	0	0	2	1
Ralph Garr, L (8, PH)								0-0 6-3 ①		1	0	0	0	0	0	0
Claude Raymond, R (8, 1) OBP: 0.143, SLG: 0.143										0	0	0	0	0	0	0

livebaseballscorecards.com

Inning Stats	1	2	3	4	5	6	7	8	9
R	0	0	1	2	0	0	0	0	0
E	0	0	0	0	0	0	0	0	0
K	1	1	1	0	2	0	0	0	0
S	5	5	6	6	7	3	4	4	3
H	0	0	2	3	0	1	2	1	0
LOB	0	0	0	1	0	0	1	1	0
BB	0	0	0	0	0	0	0	0	0
P	5	5	6	6	7	3	4	4	3

1B: 5	SF: 0
2B: 4	SAC: 0
3B: 1	DP: 1
HR: 0	HBP: 0

WP: 0	PA: 34
PB: 0	
SB: 0	
CS: 2	

AB	33
R	3
H	9
RBI	3
BB	0
SO	5
LOB	7

PITCHER	IP	WLS	BF	H	R	ER	SO	BB	IBB	HBP	BLK	WP	HR	S	P	ERA	WHIP
Tom Seaver, R (1, 1) ERA: 1.97	7.0	W	26	8	3	3	5	0	0	0	0	0	0	36	36	3.86	1.143
Ron Taylor, R (8, 1) ERA: 2.86	2.0	S	7	1	0	0	0	0	0	0	0	0	0	7	7	0.00	0.500

PITCHER	IP	WLS	BF	H	R	ER	SO	BB	IBB	HBP	BLK	WP	HR	S	P	ERA	WHIP

Batter	1	2	3	4	5	6	7	8	9	AB	R	H	RBI	BB	SO	LOB
Bud Harrelson, S (1, 6) OBP: 0.276, SLG: 0.256	P6		K			SH3 (1-2)	G3			3	0	0	0	0	1	2
Ken Boswell, L (1, 4) OBP: 0.295, SLG: 0.362	K		4-3			L4		1B		4	0	1	0	0	1	1
Larry Stahl, L (1, 8) (9, 9) OBP: 0.311, SLG: 0.353	K			F8		F8		F2		4	0	0	0	0	1	1
Cleon Jones, R (1, 7) OBP: 0.342, SLG: 0.454		K		K			1B FC1-6 1B	1B		4	1	2	0	0	2	0
Art Shamsky, L (1, 9) OBP: 0.276, SLG: 0.380 Tommie Agee, R (9, 8) OBP: 0.231, SLG: 0.281		HR 1B		P6			FC1-6 1B (1-2) FC4-6 1B	F8		4 0	2 0	2 0	0 0	0 0	0 0	1 0
Ed Kranepool, L (1, 3) OBP: 0.294, SLG: 0.322		K			4-3		FC1-6 (1-2 2-3) 1B			3	0	1	0	0	1	1
J.C. Martin, L (1, 2) OBP: 0.314, SLG: 0.348		HR (1-H)			G5-4-3 1B		FC1-6 FC4-6 (1-2f 2-3 3-H)			3	1	2	3	0	0	2
Jerry Buchek, R (1, 5) OBP: 0.243, SLG: 0.231 Ed Charles, R (7, PH) (8, 5) OBP: 0.331, SLG: 0.429		5-3			G5-4-3 (1-2f)		FC4-6 1B (1-2f 3-H)			2 1	0 0	0 0	0 1	0 0	0 0	1 1
Tom Seaver, R (1, 1) OBP: 0.153, SLG: 0.157 Phil Linz, R (7, PH) OBP: 0.245, SLG: 0.238 Ron Taylor, R (8, 1)			K			SH3 1B	1-2 1B			2 1 0	0 0 0	1 0 0	0 0 0	0 0 0	1 0 0	0 0 0
Inning Stats	R: 0 E: 0 K: 2 S: 7 H: 0 LOB: 0 BB: 0 P: 7	R: 2 E: 0 K: 2 S: 9 H: 2 LOB: 0 BB: 0 P: 9	R: 0 E: 0 K: 2 S: 7 H: 0 LOB: 0 BB: 0 P: 7	R: 0 E: 0 K: 1 S: 5 H: 0 LOB: 0 BB: 0 P: 5	R: 0 E: 0 K: 0 S: 3 H: 1 LOB: 0 BB: 0 P: 3	R: 0 E: 0 K: 0 S: 4 H: 1 LOB: 1 BB: 0 P: 4	R: 2 E: 0 K: 0 S: 7 H: 4 LOB: 2 BB: 0 P: 7	R: 0 E: 0 K: 0 S: 4 H: 2 LOB: 1 BB: 0 P: 4		1B: 9 2B: 0 3B: 0 HR: 1	SF: 0 SAC: 1 DP: 1 HBP: 0					

PITCHER		IP	WLS	BF	H	R	ER	SO	BB	IBB	HBP	BLK	WP	HR	S	P	ERA	WHIP
Milt Pappas, R ERA: 3.57	(1, 1)	7.0	L	28	8	4	4	7	0	0	0	0	0	1	42	42	5.14	1.143
Claude Raymond, R ERA: 2.65	(8, 1)	1.0		4	2	0	0	0	0	0	0	0	0	0	4	4	0.00	2.000

PITCHER	IP	WLS	BF	H	R	ER	SO	BB	IBB	HBP	BLK	WP	HR	S	P	ERA	WHIP

BOTTOM

Atlanta Braves @ New York Mets

Shea Stadium, Flushing, NY

Tue Sep 03 1968, 7:05 PM EDT

Unknown

livebaseballscorecards.com

AB	31
R	4
H	10
RBI	4
BB	0
SO	7
LOB	10

1B: 9 2B: 0 3B: 0 HR: 1 SF: 0 SAC: 1 DP: 1 HBP: 0

WP: 0 PB: 0 SB: 0 CS: 0 PA: 32

Atlanta Braves @ New York Mets

Shea Stadium, Flushing, NY

Tue Sep 03 1968, 7:05 PM EDT

Att. 12,799 - Unknown

TOP

livebaseballscorecards.com

Batter	1	2	3	4	5	6	7	8	9	10	11	12	AB	R	H	RBI	BB	SO	LOB
Felipe Alou, R (1, 8) OBP: 0.363, SLG: 0.431	E4 WP E 1B	1B 2-H 2B		P6			5-3		P6		6-3	F9	7	1	2	1	0	0	6
Felix Millan, R (1, 4) OBP: 0.328, SLG: 0.354	6-3 2-3	FC6 2-3 1B		FC9-2 3-H			5-3		K			2B 1B	6	1	2	0	0	1	2
Hank Aaron, R (1, 3) (8, 9) OBP: 0.346, SLG: 0.498	E7 6-3 1B 3-H 1B	FC6 1-2f			F5		BB 1B 1B		K			1B 1-3 2B	6	2	3	1	0	1	2
Joe Torre, R (1, 2) OBP: 0.329, SLG: 0.374	6-3 2-3		F8		F7		BB 1-2 1B			F9		BB 1B 1B IBB	5	1	1	0	1	0	1
Tito Francona, L (1, 7) OBP: 0.400, SLG: 0.367 Tommie Aaron, R (8, 3) OBP: 0.299, SLG: 0.297	3-H 1B		WP 2B		BBBB BB		1-2 2-3 BB			G3		1B BB 1-2 2-H 3-H 1B	2 2	0 0	2 1	1 2	2 0	0 0	0 0
Mike Lum, L (1, 9) (8, 7) OBP: 0.282, SLG: 0.346	F8	F7 2-3			K		5-3			K		1B 1-2 2-3 BB	5	0	0	0	1	2	6
Deron Johnson, R (1, 5) OBP: 0.283, SLG: 0.314 Sonny Jackson, L (8, PR) OBP: 0.297, SLG: 0.283 Gil Garrido, R (8, 6) OBP: 0.211, SLG: 0.216 Ralph Garr, L (11, PR) Cecil Upshaw, R (11, 1) OBP: 0.227, SLG: 0.190	SH2-3 2B 1B	F8				K		BBBB 4-0 K SH1-4 BB			SH3-4 1B	K	3 0 1 0 1	1 0 0 0 0	1 0 1 0 0	0 0 0 0 0	1 0 0 0 1	1 0 0 0 3	1 0 0 0
Marty Martinez, S (1, 6) (8, 5) (11, 6) OBP: 0.307, SLG: 0.271	K	3B 3B				F9		SH1-4 1-2			SH3-4 1-2	1B 1-2 2-3 3-H	4	1	2	1	0	1	1
Jim Britton, R (1, 1) OBP: 0.143, SLG: 0.143 Ron Reed, R (3, 1) OBP: 0.207, SLG: 0.232 Dick Kelley, R (10, 1) OBP: 0.160, SLG: 0.045 Wayne Causey, L (11, PH) OBP: 0.226, SLG: 0.199 (11, 5)	SH2-3 1-2	FC9-2 3-H 3B				4-3		K 2-3			K	F2	0 3 0 2	0 0 0 0	0 1 0 0	0 1 0 1	0 0 0 0	0 1 0 5	0 2 0
Inning Stats	R: 2 E: 2 K: 0 S: 6 H: 3 LOB: 1 BB: 0 P: 6	R: 1 E: 0 K: 1 S: 8 H: 3 LOB: 2 BB: 0 P: 8	R: 0 E: 0 K: 0 S: 4 H: 1 LOB: 1 BB: 0 P: 4	R: 1 E: 0 K: 0 S: 4 H: 2 LOB: 0 BB: 0 P: 4	R: 0 E: 0 K: 1 S: 5 H: 0 LOB: 1 BB: 1 P: 9	R: 0 E: 0 K: 1 S: 5 H: 0 LOB: 0 BB: 0 P: 5	R: 0 E: 0 K: 0 S: 5 H: 2 LOB: 3 BB: 1 P: 9	R: 0 E: 0 K: 1 S: 4 H: 0 LOB: 1 BB: 1 P: 8	R: 0 E: 0 K: 2 S: 7 H: 0 LOB: 0 BB: 0 P: 7	R: 0 E: 0 K: 1 S: 5 H: 0 LOB: 0 BB: 0 P: 5	R: 0 E: 0 K: 1 S: 6 H: 1 LOB: 2 BB: 0 P: 6	R: 3 E: 0 K: 1 S: 9 H: 4 LOB: 3 BB: 2 P: 17						

AB	47
R	7
H	16
RBI	7
BB	5
SO	9
LOB	29

1B: 11 SF: 0 WP: 2 PA: 55
2B: 4 SAC: 3 PB: 0
3B: 2 DP: 1 SB: 0
HR: 0 HBP: 0 CS: 0

PITCHER		IP	WLS	BF	H	R	ER	SO	BB	IBB	HBP	BLK	WP	HR	S	P	ERA	WHIP
Cal Koonce, R ERA: 1.85	(1, 1)	2.1		14	7	3	3	1	0	0	0	0	1	0	16	29	11.57	3.000
Nolan Ryan, R ERA: 2.98	(3, 1)	4.1		17	4	1	1	2	1	0	0	0	1	0	20	24	2.08	1.154
Don Shaw, L ERA: 2.08	(7, 1)	2.1		8	0	0	0	3	2	0	0	0	0	0	12	20	0.00	0.857
Dick Selma, R ERA: 2.44	(10, 1)	2.0		7	1	0	0	2	0	0	0	0	0	0	11	11	0.00	0.500
Al Jackson, L ERA: 3.81	(12, 1)	0.0	L	3	2	3	3	0	0	1	0	0	0	0	2	6	∞	∞

PITCHER		IP	WLS	BF	H	R	ER	SO	BB	IBB	HBP	BLK	WP	HR	S	P	ERA	WHIP
Ron Taylor, R ERA: 2.82	(12, 1)	1.0		6	2	0	0	1	1	0	0	0	0	0	7	11	0.00	3.000

Atlanta Braves @ New York Mets

Shea Stadium, Flushing, NY

Tue Sep 03 1968, 7:05 PM EDT

Att. 12,799 - Unknown

livebaseballscorecards.com

BOTTOM

Batter	1	2	3	4	5	6	7	8	9	10	11	12	AB	R	H	RBI	BB	SO	LOB
Bud Harrelson, S (1, 6) OBP: 0.279, SLG: 0.260	6-3		BB BB 1B 1B	K			WP 1B		1B		4-3		6	1	3	0	0	1	0
Ken Boswell, L (1, 4) OBP: 0.296, SLG: 0.358	4-3		BB 1B BB		4-3		1-3		F7			1B E 1B	5	2	1	0	1	0	2
Larry Stahl, L (1, 8) (12, 7) OBP: 0.318, SLG: 0.355	1B		FC3-6 1B BB		1-4-3		4-3			K		SH1-4 E 3-1 1B	5	1	2	1	1	1	1
Cleon Jones, R (1, 7) (12, 8) OBP: 0.342, SLG: 0.452	K		FC3-6 1B		5-3			4-3		1B		E5 SH1-4	6	0	2	2	0	1	2
Art Shamsky, L (1, 9) (10, 3) OBP: 0.278, SLG: 0.391		K	FC3-6 BB			F8		HR		1B		SH1-4	5	1	2	1	0	1	2
J.C. Martin, L (1, 3) OBP: 0.317, SLG: 0.348		P5	BB			FC6-4 1B		F8		F9		3-1	3	0	1	0	1	0	0
Ron Swoboda, R (10, 9) OBP: 0.328, SLG: 0.376													2	0	0	1	0	0	3
Jerry Grote, R (1, 2) OBP: 0.349, SLG: 0.324		4-3	K			K		L6		F7		K	6	0	0	0	0	3	7
Jerry Buchek, R (1, 5) OBP: 0.239, SLG: 0.227			K	K		FC6-4			F9		G3		3	0	0	0	0	2	1
Don Shaw, L (7, 1)													0	0	0	0	0	0	0
Ed Kranepool, L (9, PH) OBP: 0.294, SLG: 0.322													1	0	0	0	0	0	0
Dick Selma, R (10, 1) OBP: 0.193, SLG: 0.228													0	0	0	0	0	0	0
Kevin Collins, L (11, PH) OBP: 0.239, SLG: 0.287													1	0	0	0	0	0	0
Al Jackson, L (12, 1) OBP: 0.255, SLG: 0.296													0	0	0	0	0	0	0
Ron Taylor, R (12, 1)													0	0	0	0	0	0	0
Cal Koonce, R (1, 1)			BB 1B BB 1B	P4			K		F7		6-3		0	0	0	0	0	0	0
Nolan Ryan, R (3, 1) OBP: 0.156, SLG: 0.116													2	1	1	0	0	0	0
Ed Charles, R (7, 5) OBP: 0.329, SLG: 0.425													3	0	0	0	0	1	0

Inning Stats																								
	R: 0	H: 1	R: 0	H: 0	R: 3	H: 3	R: 0	H: 0	R: 0	H: 0	R: 0	H: 1	R: 0	H: 1	R: 1	H: 1	R: 0	H: 1	R: 0	H: 2	R: 0	H: 0	R: 2	H: 2
	E: 0	LOB: 1	E: 0	LOB: 0	E: 0	LOB: 3	E: 0	LOB: 0	E: 0	LOB: 0	E: 0	LOB: 1	E: 0	LOB: 1	E: 0	LOB: 0	E: 0	LOB: 1	E: 0	LOB: 2	E: 0	LOB: 0	E: 1	LOB: 1
	K: 1	BB: 0	K: 1	BB: 0	K: 2	BB: 3	K: 2	BB: 0	K: 1	BB: 0	K: 1	BB: 0	K: 0	BB: 0	K: 0	BB: 0	K: 0	BB: 0	S: 7	BB: 0	K: 0	BB: 0	K: 1	BB: 0
	S: 6	P: 6	S: 5	P: 5	S: 10	P: 22	S: 7	P: 7	S: 6	P: 6	S: 6	P: 6	S: 4	P: 4	S: 4	P: 4	S: 4	P: 4	S: 7	P: 7	S: 3	P: 3	S: 8	P: 8

	1B: 11	SF: 0
	2B: 0	SAC: 1
	3B: 0	DP: 0
	HR: 1	HBP: 0

	WP: 1	PA: 52
	PB: 0	
	SB: 0	
	CS: 0	

	AB	48
	R	6
	H	12
	RBI	5
	BB	3
	SO	10
	LOB	18

PITCHER	IP	WLS	BF	H	R	ER	SO	BB	IBB	HBP	BLK	WP	HR	S	P	ERA	WHIP
Jim Britton, R (1, 1) ERA: 2.85	2.1		13	4	3	3	3	2	0	0	0	0	0	17	25	11.57	2.571
Ron Reed, R (3, 1) ERA: 3.54	7.0		28	6	1	1	6	1	0	0	0	1	1	39	43	1.29	1.000
Dick Kelley, L (10, 1) ERA: 2.91	0.2		2	0	0	0	0	0	0	0	0	0	0	2	2	0.00	0.000
Cecil Upshaw, R (11, 1) ERA: 2.33	2.0	W	9	2	2	0	1	0	0	0	0	0	0	11	11	0.00	1.000

PITCHER	IP	WLS	BF	H	R	ER	SO	BB	IBB	HBP	BLK	WP	HR	S	P	ERA	WHIP

Batter	1	2	3	4	5	6	7	8	9	AB	R	H	RBI	BB	SO	LOB
Denis Menke, R (1, 4) OBP: 0.329, SLG: 0.341										0	0	0	0	0	0	0
Norm Miller, L (1, 9) OBP: 0.297, SLG: 0.362										0	0	0	0	0	0	0
Jimmy Wynn, R (1, 8) OBP: 0.375, SLG: 0.441										0	0	0	0	0	0	0
Rusty Staub, L (1, 3) OBP: 0.380, SLG: 0.396										0	0	0	0	0	0	0
Doug Rader, R (1, 5) OBP: 0.326, SLG: 0.387										0	0	0	0	0	0	0
Bob Aspromonte, R (1, 7) OBP: 0.294, SLG: 0.275										0	0	0	0	0	0	0
John Bateman, R (1, 2) OBP: 0.304, SLG: 0.347										0	0	0	0	0	0	0
Hector Torres, R (1, 6) OBP: 0.256, SLG: 0.260										0	0	0	0	0	0	0
Don Wilson, R (1, 1) OBP: 0.238, SLG: 0.295										0	0	0	0	0	0	0
Inning Stats										1B: 0 2B: 0 3B: 0 HR: 0				SF: 0 SAC: 0 DP: 0 HBP: 0		

TOP

Houston Astros @ Atlanta Braves

Atlanta Stadium, Atlanta, GA

Fri Sep 06 1968, 7:05 PM EDT

Att. 5,479 - Unknown

livebaseballscorecards.com

AB	0
R	0
H	0
RBI	0
BB	0
SO	0
LOB	0

WP: 0 PA: 0
PB: 0
SB: 0
CS: 0

PITCHER	IP	WLS	BF	H	R	ER	SO	BB	IBB	HBP	BLK	WP	HR	S	P	ERA	WHIP
Pat Jarvis, R (1, 1) ERA: 2.44	0.0	W	0	0	0	0	0	0	0	0	0	0	0	0	0	∞	∞

PITCHER	IP	WLS	BF	H	R	ER	SO	BB	IBB	HBP	BLK	WP	HR	S	P	ERA	WHIP

Batter	1	2	3	4	5	6	7	8	9	AB	R	H	RBI	BB	SO	LOB
Felipe Alou, R (1, 8) OBP: 0.363, SLG: 0.431										0	0	0	0	0	0	0
Felix Millan, R (1, 4) OBP: 0.328, SLG: 0.354										0	0	0	0	0	0	0
Hank Aaron, R (1, 9) OBP: 0.346, SLG: 0.498										0	0	0	0	0	0	0
Joe Torre, R (1, 2) OBP: 0.329, SLG: 0.374										0	0	0	0	0	0	0
Tito Francona, L (1, 3) OBP: 0.400, SLG: 0.367										0	0	0	0	0	0	0
Mike Lum, L (1, 7) OBP: 0.282, SLG: 0.346										0	0	0	0	0	0	0
Bob Johnson, R (1, 5) OBP: 0.307, SLG: 0.302										0	0	0	0	0	0	0
Sonny Jackson, L (1, 6) OBP: 0.297, SLG: 0.283										0	0	0	0	0	0	0
Pat Jarvis, R (1, 1) OBP: 0.205, SLG: 0.189										0	0	0	0	0	0	0
Inning Stats										1B: 0 2B: 0 3B: 0 HR: 0		SF: 0 SAC: 0 DP: 0 HBP: 0		WP: 0 PB: 0 SB: 0 CS: 0		PA: 0

Houston Astros @ Atlanta Braves

Atlanta Stadium, Atlanta, GA

Fri Sep 06 1968, 7:05 PM EDT

Att. 5,479 - Unknown

BOTTOM

livebaseballscorecards.com

AB	0
R	0
H	0
RBI	0
BB	0
SO	0
LOB	0

PITCHER	IP	WLS	BF	H	R	ER	SO	BB	IBB	HBP	BLK	WP	HR	S	P	ERA	WHIP
Don Wilson, R (1, 1) ERA: 3.11	0.0	L	0	0	0	0	0	0	0	0	0	0	0	0	0	∞	∞

PITCHER	IP	WLS	BF	H	R	ER	SO	BB	IBB	HBP	BLK	WP	HR	S	P	ERA	WHIP

Batter	1	2	3	4	5	6	7	8	9	10	AB	R	H	RBI	BB	SO	LOB
Denis Menke, R (1, 4) OBP: 0.331, SLG: 0.344	E6 1B SF9 1B		F9 ②		K ③			HBP BB FC4-6 1B		SH3-4 2B BB	4	3	2	0	1	1	0
Norm Miller, L (1, 9) OBP: 0.299, SLG: 0.364	2-3 1B		F7 ③			6-3 ①		FC4-6 HBP 1-2 BB		SH3-4 1-2 ①	3	0	1	0	1	0	0
Jimmy Wynn, R (1, 8) OBP: 0.378, SLG: 0.460	SF9 ① 3-H			K ①		HR		FC4-6 1-2 2-3 HBP		1B 2-H 2B	3	2	2	3	0	1	0
Rusty Staub, L (1, 3) OBP: 0.380, SLG: 0.393	F4 ②			F9 ②		G6-4-3 1B		FC4-6 ② 1-2f 2-3 3-H		FC3-5 1B IBB	4	0	1	1	1	0	3
Doug Rader, R (1, 5) OBP: 0.323, SLG: 0.385	F6 ③			1B 2B		G6-4-3 ②③ 1-2f		K ③		FC3-5 1B 1-2 2-H 1B	5	1	2	1	0	1	4
Bob Aspromonte, R (1, 7) OBP: 0.292, SLG: 0.274		F7 ①		2-3 1B			5-3 ①		1-3 ①	FC3-5 ② 1B 1-2 2-3f	5	0	1	0	0	0	2
Dave Adlesh, R (1, 2) OBP: 0.225, SLG: 0.234 Lee Thomas, L (10, PH) OBP: 0.252, SLG: 0.232 John Bateman, R (10, 2) OBP: 0.303, SLG: 0.345		F3 ②		K ③			F7 ②		K ②	1B 1-2 2-H	4 1 0	0 0 0	0 1 0	0 1 0	0 0 0	2 0 0	2 0 0
Leon McFadden, R (1, 6) OBP: 0.333, SLG: 0.200		K ③			F8 ①		F8 ③		BB	F9 ③	4	0	0	0	1	1	2
Denny Lemaster, R (1, 1) OBP: 0.108, SLG: 0.017 Steve Shea, R (7, 1) Tom Dukes, R (9, 1) Danny Coombs, R (9, 1) OBP: 0.400, SLG: 0.400 John Buzhardt, R (10, 1) OBP: 0.200, SLG: 0.143			1-3 ①		1-3 ②			K ①	K ③		2 2 0 0 0	0 0 0 0 0	0 0 0 0 0	0 0 0 0 0	0 0 0 0 0	0 2 0 0 0	0 1 0 0 0
Inning Stats	R: 1 H: 2 E: 1 LOB: 1 K: 0 BB: 0 S: 5 P: 5	R: 0 H: 0 E: 0 LOB: 0 K: 1 BB: 0 S: 5 P: 5	R: 0 H: 0 E: 0 LOB: 0 K: 0 BB: 0 S: 3 P: 3	R: 0 H: 2 E: 0 LOB: 2 K: 2 BB: 0 S: 9 P: 9	R: 0 H: 0 E: 0 LOB: 0 K: 1 BB: 0 S: 5 P: 5	R: 1 H: 2 E: 0 LOB: 0 K: 0 BB: 0 S: 4 P: 4	R: 0 H: 0 E: 0 LOB: 0 K: 0 BB: 0 S: 3 P: 3	R: 1 H: 1 E: 0 LOB: 2 K: 2 BB: 1 S: 8 P: 13	R: 0 H: 0 E: 0 LOB: 1 K: 2 BB: 1 S: 7 P: 11	R: 3 H: 3 E: 0 LOB: 2 K: 0 BB: 2 S: 6 P: 14	1B: 7 SF: 1 2B: 2 SAC: 1 3B: 0 DP: 1 HR: 1 HBP: 1						

PITCHER		IP	WLS	BF	H	R	ER	SO	BB	IBB	HBP	BLK	WP	HR	S	P	ERA	WHIP
Phil Niekro, R ERA: 2.76	(1, 1)	7.0		26	6	2	2	4	0	0	0	0	0	1	34	34	2.57	0.857
Cecil Upshaw, R ERA: 2.4	(8, 1)	0.1		4	1	1	1	1	1	0	1	0	0	0	4	9	27.00	6.000
Dick Kelley, L ERA: 2.85	(8, 1)	1.2		6	0	0	0	3	1	0	0	0	0	0	11	15	0.00	0.600
Claude Raymond, R ERA: 3.13	(10, 1)	0.1	L	5	2	3	3	0	1	1	0	0	0	0	3	11	81.00	9.000
Ron Reed, R ERA: 3.53	(10, 1)	0.2		3	1	0	0	0	0	0	0	0	0	0	3	3	0.00	1.500

PITCHER	IP	WLS	BF	H	R	ER	SO	BB	IBB	HBP	BLK	WP	HR	S	P	ERA	WHIP

TOP

Houston Astros @ Atlanta Braves

Atlanta Stadium, Atlanta, GA

Sat Sep 07 1968, 3:33 AM EDT

Att. 6,429 - Unknown

livebaseballscorecards.com

AB	37
R	6
H	10
RBI	6
BB	4
SO	8
LOB	14

WP: 0 PA: 44
PB: 0
SB: 0
CS: 0

Batter	1	2	3	4	5	6	7	8	9	10	AB	R	H	RBI	BB	SO	LOB
Felipe Alou, R (1, 8) OBP: 0.364, SLG: 0.430	F6	4-3			1B		BB 1B		BBBB 2B 1B 1-2 BB	F3	5	1	2	0	1	0	3
Felix Millan, R (1, 4) OBP: 0.329, SLG: 0.352	BBBB E2 BB		F8		F9		BB 1B 1-2		F5	FC6-4 1-2f	5	0	1	0	1	0	4
Hank Aaron, R (1, 9) OBP: 0.348, SLG: 0.497	E2 1B 1-3		F8		6-3		BBBB 1-2 2-3 BB		1B 1-3 2-H 2B		4	0	1	1	1	0	2
Joe Torre, R (1, 3) OBP: 0.332, SLG: 0.373 (9, 2)	1-2 1B		SSS K			F6	F4		IIII HBP 1B IBB		4	0	1	0	1	1	3
Bob Johnson, R (1, 5) OBP: 0.306, SLG: 0.308 Sonny Jackson, L (8, PH) OBP: 0.301, SLG: 0.292 (9, 6)	F4			F2		BBBB BB		F8 4-3 2B	HBP 1B 1-2 2-3 3-H		2 2	0 1	0 2	0 1	1 0	0 0	2 0
Tommie Aaron, R (1, 7) OBP: 0.296, SLG: 0.294 Mike Lum, L (8, PH) OBP: 0.288, SLG: 0.347 (9, 7)	F5			5-3		F4		F8 2-3	HBP 1-2 2-3		3 1	0 0	0 0	0 0	0 0	0 0	1 1
Bob Tillman, R (1, 2) OBP: 0.270, SLG: 0.300 Tito Francona, L (8, PH) OBP: 0.396, SLG: 0.367 (9, 3)	F3			FC6-4 1B		F8		4-3 3-H	4-3		3 2	0 0	1 0	0 1	0 0	0 0	1 3
Marty Martinez, S (1, 6) OBP: 0.306, SLG: 0.274 (9, 5)	1B 2B			FC6-4 1-2f			4-3	5-3		6-3	5	0	1	0	0	0	1
Phil Niekro, R (1, 1) OBP: 0.108, SLG: 0.215 Dusty Baker Jr., R (7, PH) Cecil Upshaw, R (8, 1) OBP: 0.227, SLG: 0.190 Dick Kelley, R (8, 1) OBP: 0.160, SLG: 0.045 Ralph Garr, L (9, PH) Claude Raymond, R (10, 1) OBP: 0.143, SLG: 0.143 Ron Reed, R (10, 1) OBP: 0.207, SLG: 0.232 Deron Johnson, R (10, PH) OBP: 0.285, SLG: 0.314	2-3 1B				F8		6-3		BBBB BB 2B BB	BBBB FC6-4 BB	2 1 0 0 0 1 0 0 0	0 0 0 0 0 0 0 0 0	1 0 0 0 0 1 0 0 0	0 0 0 0 0 0 0 0 1	0 0 0 0 0 0 0 0 0	0 0 0 0 0 0 0 0 0	0 0 0 0 0 0 0 0 0
Inning Stats	R: 0 H: 1 E: 1 LOB: 2 K: 0 BB: 1 S: 4 P: 8	R: 0 H: 2 E: 0 LOB: 2 K: 0 BB: 0 S: 5 P: 5	R: 0 H: 0 E: 0 LOB: 0 K: 1 BB: 0 S: 5 P: 5	R: 0 H: 1 E: 0 LOB: 1 K: 0 BB: 0 S: 4 P: 4	R: 0 H: 1 E: 0 LOB: 1 K: 0 BB: 0 S: 4 P: 4	R: 0 H: 0 E: 0 LOB: 1 K: 0 BB: 1 S: 3 P: 7	R: 0 H: 2 E: 0 LOB: 3 K: 0 BB: 1 S: 5 P: 9	R: 1 H: 1 E: 0 LOB: 0 K: 0 BB: 0 S: 4 P: 4	R: 2 H: 2 E: 0 LOB: 3 K: 0 BB: 3 S: 4 P: 17	R: 0 H: 0 E: 0 LOB: 1 K: 0 BB: 1 S: 3 P: 7	1B: 7 SF: 0 2B: 3 SAC: 0 3B: 0 DP: 0 HR: 0 HBP: 1						

PITCHER		IP	WLS	BF	H	R	ER	SO	BB	IBB	HBP	BLK	WP	HR	S	P	ERA	WHIP
Denny Lemaster, L ERA: 2.82	(1, 1)	6.2		30	7	0	0	1	3	0	0	0	0	0	29	41	0.00	1.500
Steve Shea, R ERA: 3.33	(7, 1)	1.1		7	1	3	3	0	2	0	0	0	0	0	5	13	20.25	2.250
Tom Dukes, R ERA: 4.37	(9, 1)	0.2		4	2	0	0	0	0	1	0	0	0	0	3	7	0.00	3.000
Danny Coombs, L ERA: 3.32	(9, 1)	0.2	W	4	0	0	0	0	1	0	1	0	0	0	2	7	0.00	1.500
John Buzhardt, R ERA: 2.72	(10, 1)	0.2	S	2	0	0	0	0	0	0	0	0	0	0	2	2	0.00	0.000

PITCHER	IP	WLS	BF	H	R	ER	SO	BB	IBB	HBP	BLK	WP	HR	S	P	ERA	WHIP

BOTTOM

Houston Astros @ Atlanta Braves

Atlanta Stadium, Atlanta, GA

Sat Sep 07 1968, 3:33 AM EDT

Att. 6,429 - Unknown

livebaseballscorecards.com

AB	39
R	3
H	10
RBI	3
BB	7
SO	1
LOB	21

WP: 0 PA: 47
PB: 0
SB: 0
CS: 0

Batter	1	2	3	4	5	6	7	8	9	AB	R	H	RBI	BB	SO	LOB
Denis Menke, R (1, 4) OBP: 0.331, SLG: 0.344										0	0	0	0	0	0	0
Norm Miller, L (1, 9) OBP: 0.299, SLG: 0.364										0	0	0	0	0	0	0
Jimmy Wynn, R (1, 8) OBP: 0.378, SLG: 0.460										0	0	0	0	0	0	0
Rusty Staub, L (1, 3) OBP: 0.380, SLG: 0.393										0	0	0	0	0	0	0
Doug Rader, R (1, 5) OBP: 0.323, SLG: 0.385										0	0	0	0	0	0	0
Bob Aspromonte, R (1, 7) OBP: 0.292, SLG: 0.274										0	0	0	0	0	0	0
Leon McFadden, R (1, 6) OBP: 0.333, SLG: 0.200										0	0	0	0	0	0	0
Dave Adlesh, R (1, 2) OBP: 0.225, SLG: 0.234										0	0	0	0	0	0	0
Dave Giusti, R (1, 1) OBP: 0.221, SLG: 0.203										0	0	0	0	0	0	0
Inning Stats										1B: 0 2B: 0 3B: 0 HR: 0		SF: 0 SAC: 0 DP: 0 HBP: 0				

TOP

Houston Astros @ Atlanta Braves

Atlanta Stadium, Atlanta, GA

Sun Sep 08 1968, 7:05 PM EDT

Att. 5,641 - Unknown

livebaseballscorecards.com

AB	0
R	0
H	0
RBI	0
BB	0
SO	0
LOB	0

WP: 0 PA: 0
PB: 0
SB: 0
CS: 0

PITCHER	IP	WLS	BF	H	R	ER	SO	BB	IBB	HBP	BLK	WP	HR	S	P	ERA	WHIP
Milt Pappas, R (1, 1) ERA: 3.57	0.0	W	0	0	0	0	0	0	0	0	0	0	0	0	0	∞	∞

PITCHER	IP	WLS	BF	H	R	ER	SO	BB	IBB	HBP	BLK	WP	HR	S	P	ERA	WHIP

Batter	1	2	3	4	5	6	7	8	9	AB	R	H	RBI	BB	SO	LOB
Felipe Alou, R (1, 8) OBP: 0.364, SLG: 0.430										0	0	0	0	0	0	0
Felix Millan, R (1, 4) OBP: 0.329, SLG: 0.352										0	0	0	0	0	0	0
Hank Aaron, R (1, 9) OBP: 0.348, SLG: 0.497										0	0	0	0	0	0	0
Joe Torre, R (1, 2) OBP: 0.332, SLG: 0.373										0	0	0	0	0	0	0
Tito Francona, L (1, 3) OBP: 0.396, SLG: 0.367										0	0	0	0	0	0	0
Mike Lum, L (1, 7) OBP: 0.288, SLG: 0.347										0	0	0	0	0	0	0
Bob Johnson, R (1, 5) OBP: 0.306, SLG: 0.308										0	0	0	0	0	0	0
Sonny Jackson, L (1, 6) OBP: 0.301, SLG: 0.292										0	0	0	0	0	0	0
Milt Pappas, R (1, 1) OBP: 0.200, SLG: 0.196										0	0	0	0	0	0	0
Inning Stats										1B: 0 2B: 0 3B: 0 HR: 0		SF: 0 SAC: 0 DP: 0 HBP: 0		WP: 0 PB: 0 SB: 0 CS: 0		PA: 0

Houston Astros @ Atlanta Braves

Atlanta Stadium, Atlanta, GA

Sun Sep 08 1968, 7:05 PM EDT

Att. 5,641 - Unknown

BOTTOM

livebaseballscorecards.com

AB	0
R	0
H	0
RBI	0
BB	0
SO	0
LOB	0

PITCHER	IP	WLS	BF	H	R	ER	SO	BB	IBB	HBP	BLK	WP	HR	S	P	ERA	WHIP
Dave Giusti, R (1, 1) ERA: 3.01	0.0	L	0	0	0	0	0	0	0	0	0	0	0	0	0	∞	∞

PITCHER	IP	WLS	BF	H	R	ER	SO	BB	IBB	HBP	BLK	WP	HR	S	P	ERA	WHIP

TOP

San Francisco Giants @ Atlanta Braves

Atlanta Stadium, Atlanta, GA

Mon Sep 09 1968, 7:05 PM EDT

Att. 3,777 - Unknown

livebaseballscorecards.com

Batter	1	2	3	4	5	6	7	8	9	AB	R	H	RBI	BB	SO	LOB
Bobby Bonds, R (1, 9) OBP: 0.360, SLG: 0.418	G4-6-3 2B		K		BB S			6-3		3	0	1	0	1	1	0
Ron Hunt, R (1, 4) OBP: 0.371, SLG: 0.288	G4-6-3 BB			F5	6-3 1-2			F8		3	0	0	0	1	0	1
Willie Mays, R (1, 8) OBP: 0.359, SLG: 0.465	G4-6-3 1-2f 2-3			HR		F9			F9	4	1	1	1	0	0	2
Willie McCovey, L (1, 3) OBP: 0.381, SLG: 0.543	4-3			6-3		4-3			1B	4	0	1	0	0	0	1
Jim Ray Hart, R (1, 5) OBP: 0.331, SLG: 0.450		F8		BB		F6			K	3	0	0	0	1	1	1
Dick Dietz, R (1, 2) OBP: 0.372, SLG: 0.420		K		BB 1-2			F9		K	3	0	0	0	1	2	1
Jesus Alou, R (1, 7) OBP: 0.270, SLG: 0.307		5-3		F8			G6-3 1B			3	0	1	0	0	0	2
Hal Lanier, R (1, 6) OBP: 0.213, SLG: 0.228			F8		F7		G6-3 1-2f			3	0	0	0	0	0	1
Ray Sadecki, L (1, 1) OBP: 0.143, SLG: 0.114			K		K			K		2	0	0	0	0	2	0
Jim Davenport, R (8, PH) OBP: 0.292, SLG: 0.247										1	0	0	0	0	1	0
Ron Herbel, R (8, 1)										0	0	0	0	0	0	0

	AB	29
	R	1
	H	4
	RBI	1
	BB	4
	SO	7
	LOB	9

Inning Stats	1	2	3	4	5	6	7	8	9
	R: 0 E: 0 K: 0 S: 3	R: 0 E: 0 K: 1 S: 5	R: 0 E: 0 K: 2 S: 7	R: 1 E: 0 K: 0 S: 4	R: 0 E: 0 K: 1 S: 5	R: 0 E: 0 K: 0 S: 3	R: 0 E: 0 K: 0 S: 3	R: 0 E: 0 K: 1 S: 5	R: 0 E: 0 K: 2 S: 8
	H: 1 LOB: 1 BB: 1 P: 7	H: 0 LOB: 0 BB: 0 P: 5	H: 0 LOB: 0 BB: 0 P: 7	H: 1 LOB: 2 BB: 2 P: 12	H: 0 LOB: 1 BB: 1 P: 9	H: 0 LOB: 0 BB: 0 P: 3	H: 1 LOB: 0 BB: 0 P: 3	H: 0 LOB: 0 BB: 0 P: 5	H: 1 LOB: 1 BB: 0 P: 8

	1B: 2	SF: 0	WP: 0	PA: 33
	2B: 1	SAC: 0	PB: 0	
	3B: 0	DP: 2	SB: 1	
	HR: 1	HBP: 0	CS: 0	

PITCHER		IP	WLS	BF	H	R	ER	SO	BB	IBB	HBP	BLK	WP	HR	S	P	ERA	WHIP
George Stone, L ERA: 2.78	(1, 1)	8.1	W	31	4	1	1	5	4	0	0	0	0	1	37	53	1.08	0.960
Cecil Upshaw, R ERA: 2.39	(9, 1)	0.2	S	2	0	0	0	2	0	0	0	0	0	0	6	6	0.00	0.000

PITCHER		IP	WLS	BF	H	R	ER	SO	BB	IBB	HBP	BLK	WP	HR	S	P	ERA	WHIP

Batter	1	2	3	4	5	6	7	8	9	AB	R	H	RBI	BB	SO	LOB
Felipe Alou, R (1, 8) OBP: 0.361, SLG: 0.426	SH1-3 1B 1B		6-3		FC6-4 1-2f			F9		4	1	1	0	0	0	1
Felix Millan, R (1, 4) OBP: 0.326, SLG: 0.349	SH1-3 1-2		F8		F6			4-3		3	0	0	0	0	0	1
Hank Aaron, R (1, 9) OBP: 0.351, SLG: 0.498	6-3		FC6-4 1B			E S 1B		1B		4	0	3	0	0	0	1
Joe Torre, R (1, 2) OBP: 0.333, SLG: 0.371	2-H 1B		FC6-4 1-2f			K 1-3		F8		4	0	1	1	0	1	3
Bob Johnson, R (1, 5) OBP: 0.305, SLG: 0.304	K			F8		K				3	0	0	0	0	2	2
Tommie Aaron, R (1, 7) OBP: 0.299, SLG: 0.301 Mike Lum, L (9, 7) OBP: 0.283, SLG: 0.340		1B G6-4-3 2B		6-3		F4				3 0	1 0	1 0	0 0	0 0	0 0	1 0
Deron Johnson, R (1, 3) OBP: 0.286, SLG: 0.314		G6-4-3 2-3 1B		6-3			F8			3	0	1	0	0	0	0
Marty Martinez, S (1, 6) OBP: 0.306, SLG: 0.274		G6-4-3 1-2f 3-H			FC1-6 1B		F8			3	0	1	0	0	0	1
George Stone, L (1, 1) OBP: 0.375, SLG: 0.348 Cecil Upshaw, R (9, 1) OBP: 0.227, SLG: 0.190		K			FC1-6 FC6-4 1-2f		1-3			3 0	0 0	0 0	0 0	0 0	1 0	1 0
Inning Stats	R: 1 E: 0 K: 1 S: 7 H: 2 LOB: 1 BB: 0 P: 7	R: 1 E: 0 K: 1 S: 6 H: 2 LOB: 0 BB: 0 P: 6	R: 0 E: 0 K: 0 S: 4 H: 1 LOB: 1 BB: 0 P: 4	R: 0 E: 0 K: 0 S: 3 H: 0 LOB: 0 BB: 0 P: 3	R: 0 E: 0 K: 0 S: 4 H: 1 LOB: 1 BB: 0 P: 4	R: 0 E: 0 K: 2 S: 8 H: 1 LOB: 1 BB: 0 P: 8	R: 0 E: 0 K: 0 S: 3 H: 0 LOB: 0 BB: 0 P: 3	R: 0 E: 0 K: 0 S: 4 H: 1 LOB: 1 BB: 0 P: 4		1B: 7 2B: 1 3B: 0 HR: 0 SF: 0 SAC: 1 DP: 1 HBP: 0				WP: 0 PB: 0 SB: 1 CS: 0	PA: 31	

PITCHER		IP	WLS	BF	H	R	ER	SO	BB	IBB	HBP	BLK	WP	HR	S	P	ERA	WHIP
Ray Sadecki, L ERA: 2.88	(1, 1)	7.0	L	27	7	2	2	4	0	0	0	0	0	0	35	35	2.57	1.000
Ron Herbel, R ERA: 3.66	(8, 1)	1.0		4	1	0	0	0	0	0	0	0	0	0	4	4	0.00	1.000

PITCHER	IP	WLS	BF	H	R	ER	SO	BB	IBB	HBP	BLK	WP	HR	S	P	ERA	WHIP

BOTTOM

San Francisco Giants @ Atlanta Braves

Atlanta Stadium, Atlanta, GA

Mon Sep 09 1968, 7:05 PM EDT

Att. 3,777 - Unknown

livebaseballscorecards.com

AB	30
R	2
H	8
RBI	1
BB	0
SO	4
LOB	11

Batter	1	2	3	4	5	6	7	8	9	AB	R	H	RBI	BB	SO	LOB
Bobby Bonds, R (1, 8) (9, 9) OBP: 0.359, SLG: 0.419	6-3		FC4-6 HR 1-3 2B		5-3		K			4	1	1	0	0	1	1
Ron Hunt, R (1, 4) OBP: 0.369, SLG: 0.285	6-3		E1 FC4-6		K			F7		4	0	0	0	0	1	2
Ty Cline, L (1, 7) OBP: 0.263, SLG: 0.284	F5		FC4-6 HR 1-2f 2-3 3-H			F2		L7		4	1	0	1	0	0	2
Willie McCovey, L (1, 3) OBP: 0.382, SLG: 0.549		F8	1-H 3-H HR			WP 1B		1-3		4	1	2	3	0	0	0
Jim Ray Hart, R (1, 5) OBP: 0.331, SLG: 0.449		1-6-3 WP 1B	F8			K			6-3	4	0	1	0	0	1	1
Dave Marshall, L (1, 9) OBP: 0.337, SLG: 0.336		1-6-3 1-3		G1		K 1-2			1-3	4	0	0	0	0	1	2
Willie Mays, R (9, 8) OBP: 0.359, SLG: 0.465										0	0	0	0	0	0	0
Jack Hiatt, R (1, 2) OBP: 0.352, SLG: 0.362		5-3		6-3			SH1-4 BB		K	3	0	0	0	1	1	1
Hal Lanier, R (1, 6) OBP: 0.212, SLG: 0.227			F7	4-3			SH1-4 1-2			2	0	0	0	0	0	0
Bobby Bolin, R (1, 1) OBP: 0.170, SLG: 0.071			2B FC4-6 1B		K		F4			1	1	1	0	0	0	0
Mike McCormick, L (3, 1) OBP: 0.182, SLG: 0.175										2	0	0	0	0	1	1
Inning Stats	R: 0 E: 0 K: 0 S: 3 H: 0 LOB: 0 BB: 0 P: 3	R: 0 E: 0 K: 0 S: 4 H: 1 LOB: 1 BB: 0 P: 4	R: 4 E: 1 K: 0 S: 7 H: 3 LOB: 0 BB: 0 P: 7	R: 0 E: 0 K: 0 S: 3 H: 0 LOB: 0 BB: 0 P: 3	R: 0 E: 0 K: 2 S: 7 H: 0 LOB: 0 BB: 0 P: 7	R: 0 E: 0 K: 2 S: 8 H: 1 LOB: 1 BB: 0 P: 8	R: 0 E: 0 K: 1 S: 5 H: 0 LOB: 1 BB: 1 P: 9	R: 0 E: 0 K: 0 S: 3 H: 0 LOB: 0 BB: 0 P: 3	R: 0 E: 0 K: 1 S: 5 H: 0 LOB: 0 BB: 0 P: 5	1B: 3 2B: 1 3B: 0 HR: 1	SF: 0 SAC: 1 DP: 0 HBP: 0						

TOP

San Francisco Giants @ Atlanta Braves

Atlanta Stadium, Atlanta, GA

Tue Sep 10 1968, 7:05 PM EDT

Att. 4,934 - Unknown

livebaseballscorecards.com

AB	32
R	4
H	5
RBI	4
BB	1
SO	6
LOB	10

WP: 2 PB: 0 SB: 0 CS: 0 PA: 34

PITCHER	IP	WLS	BF	H	R	ER	SO	BB	IBB	HBP	BLK	WP	HR	S	P	ERA	WHIP
Al Santorini, R (1, 1) ERA:	3.0	L	14	4	4	0	0	0	0	0	0	1	1	14	14	0.00	1.333
Ron Reed, R (4, 1) ERA: 3.45	4.0		14	1	0	0	5	1	0	0	0	1	0	23	27	0.00	0.500
Claude Raymond, R (8, 1) ERA: 3.02	2.0		6	0	0	0	1	0	0	0	0	0	0	8	8	0.00	0.000

PITCHER	IP	WLS	BF	H	R	ER	SO	BB	IBB	HBP	BLK	WP	HR	S	P	ERA	WHIP

San Francisco Giants @ Atlanta Braves

Atlanta Stadium, Atlanta, GA

Tue Sep 10 1968, 7:05 PM EDT

Att. 4,934 - Unknown

BOTTOM

Batter	1	2	3	4	5	6	7	8	9	AB	R	H	RBI	BB	SO	LOB
Felipe Alou, R (1, 8) OBP: 0.362, SLG: 0.428	K		1B 2B		K		1B			4	1	2	0	0	2	0
Felix Millan, R (1, 4) OBP: 0.328, SLG: 0.350	F9		1B WP 1B 2-H		1B		F6			4	1	2	1	0	0	1
Hank Aaron, R (1, 9) OBP: 0.351, SLG: 0.496	K		1B 1-3		F9			6-3		4	0	1	0	0	1	1
Joe Torre, R (1, 3) OBP: 0.334, SLG: 0.373		1B	1B 1-2 3-H		K			L7		4	0	2	1	0	1	1
Tito Francona, L (1, 7) OBP: 0.397, SLG: 0.370		K	K			F8		F3		1	0	0	0	0	1	1
Tommie Aaron, R (3, PH) OBP: 0.295, SLG: 0.297 (4, 7)										3	0	0	0	0	1	2
Walt Hriniak, L (1, 2)		F5		F4		F5			K	3	0	0	0	0	0	1
Dusty Baker Jr., R (9, PH)										1	0	0	0	0	1	0
Sonny Jackson, L (1, 6) OBP: 0.300, SLG: 0.289		5-3		BB		4-3			L7	2	0	0	0	1	0	1
Gil Garrido, R (9, PH) OBP: 0.205, SLG: 0.211										1	0	0	0	0	0	0
Marty Martinez, S (1, 5) OBP: 0.302, SLG: 0.271			F8	F8			F9		6-3	4	0	0	0	0	0	1
Al Santorini, R (1, 1)			F4	6-3			1-3			0	0	0	0	0	0	0
Wayne Causey, L (3, PH) OBP: 0.224, SLG: 0.197										1	0	0	0	0	0	0
Ron Reed, R (4, 1) OBP: 0.203, SLG: 0.228										1	0	0	0	0	0	1
Bob Johnson, R (7, PH) OBP: 0.304, SLG: 0.302										1	0	0	0	0	0	0
Claude Raymond, R (8, 1) OBP: 0.143, SLG: 0.143										0	0	0	0	0	0	0

Inning Stats	1	2	3	4	5	6	7	8	9
	R: 0 E: 0 K: 2 S: 7	H: 0 LOB: 0 BB: 0 P: 7	R: 0 E: 0 K: 1 S: 6	H: 1 LOB: 1 BB: 0 P: 6	R: 2 E: 0 K: 1 S: 9	H: 4 LOB: 2 BB: 0 P: 9	R: 0 E: 0 K: 0 S: 3	H: 0 LOB: 1 BB: 1 P: 7	R: 0 E: 0 K: 2 S: 8	H: 1 LOB: 1 BB: 0 P: 8
	R: 0 E: 0 K: 0 S: 3	H: 0 LOB: 0 BB: 0 P: 3	R: 0 E: 0 K: 0 S: 4	H: 1 LOB: 1 BB: 0 P: 4	R: 0 E: 0 K: 0 S: 3	H: 0 LOB: 0 BB: 0 P: 3	R: 0 E: 0 K: 1 S: 5	H: 0 LOB: 0 BB: 0 P: 5		

	AB	34
	R	2
	H	7
	RBI	2
	BB	1
	SO	7
	LOB	10

	1B: 6	SF: 0	WP: 1	PA: 35
	2B: 1	SAC: 0	PB: 0	
	3B: 0	DP: 0	SB: 0	
	HR: 0	HBP: 0	CS: 0	

PITCHER		IP	WLS	BF	H	R	ER	SO	BB	IBB	HBP	BLK	WP	HR	S	P	ERA	WHIP
Bobby Bolin, R ERA: 2.0	(1, 1)	2.2		13	5	2	2	3	0	0	0	0	1	0	19	19	6.75	1.875
Mike McCormick, L ERA: 3.51	(3, 1)	6.1	W	22	2	0	0	4	1	0	0	0	0	0	29	33	0.00	0.474

PITCHER		IP	WLS	BF	H	R	ER	SO	BB	IBB	HBP	BLK	WP	HR	S	P	ERA	WHIP

livebaseballscorecards.com

San Francisco Giants @ Atlanta Braves

Atlanta Stadium, Atlanta, GA

Wed Sep 11 1968, 7:05 PM EDT

Att. 8,196 - Unknown

livebaseballscorecards.com

Batter	1	2	3	4	5	6	7	8	9	AB	R	H	RBI	BB	SO	LOB
Bobby Bonds, R (1, 9) OBP: 0.354, SLG: 0.412	F8		5-3		K			5-3		4	0	0	0	0	1	0
Ron Hunt, R (1, 4) OBP: 0.366, SLG: 0.283	5-3		6-3			F2		K		4	0	0	0	0	1	0
Willie Mays, R (1, 8) OBP: 0.360, SLG: 0.463	BB			1B BB		F7		F4		2	1	0	0	2	0	0
Willie McCovey, L (1, 3) OBP: 0.379, SLG: 0.544	F9			F8		F8			F7	4	0	0	0	0	0	2
Jim Ray Hart, R (1, 5) OBP: 0.330, SLG: 0.447		F7		F6 1-2			1B 1B		F8	4	0	1	0	0	0	1
Dick Dietz, R (1, 2) OBP: 0.373, SLG: 0.425		2B		2-H 1B			F8		K	4	0	2	1	0	1	1
Ty Cline, L (1, 7) OBP: 0.261, SLG: 0.280		L8		L7			L9			3	0	0	0	0	0	3
Hal Lanier, R (1, 6) OBP: 0.212, SLG: 0.228		4-3			K		1-2 1B			3	0	1	0	0	1	1
Juan Marichal, R (1, 1) OBP: 0.182, SLG: 0.188			F2		F4		K			3	0	0	0	0	1	2

AB	31
R	1
H	4
RBI	1
BB	2
SO	5
LOB	10

Inning Stats	1	2	3	4	5	6	7	8	9			
	R: 0 H: 0 E: 0 LOB: 1 K: 0 BB: 1 S: 3 P: 7	R: 0 H: 1 E: 0 LOB: 1 K: 0 BB: 0 S: 4 P: 4	R: 0 H: 0 E: 0 LOB: 0 K: 0 BB: 0 S: 3 P: 3	R: 1 H: 1 E: 0 LOB: 1 K: 0 BB: 1 S: 4 P: 8	R: 0 H: 0 E: 0 LOB: 0 K: 2 BB: 0 S: 7 P: 7	R: 0 H: 0 E: 0 LOB: 0 K: 0 BB: 0 S: 3 P: 3	R: 0 H: 2 E: 0 LOB: 2 K: 1 BB: 0 S: 7 P: 7	R: 0 H: 0 E: 0 LOB: 0 K: 1 BB: 0 S: 5 P: 5	R: 0 H: 0 E: 0 LOB: 0 K: 1 BB: 0 S: 5 P: 5	1B: 3 SF: 0 2B: 1 SAC: 0 3B: 0 DP: 0 HR: 0 HBP: 0	WP: 0 PA: 33 PB: 0 SB: 1 CS: 0	

PITCHER	IP	WLS	BF	H	R	ER	SO	BB	IBB	HBP	BLK	WP	HR	S	P	ERA	WHIP
Pat Jarvis, R (1, 1) ERA: 2.33	9.0	W	33	4	1	1	5	2	0	0	0	0	0	41	49	1.00	0.667

PITCHER	IP	WLS	BF	H	R	ER	SO	BB	IBB	HBP	BLK	WP	HR	S	P	ERA	WHIP

San Francisco Giants @ Atlanta Braves

Atlanta Stadium, Atlanta, GA

Wed Sep 11 1968, 7:05 PM EDT

Att. 8,196 - Unknown

livebaseballscorecards.com

Batter	1	2	3	4	5	6	7	8	9	AB	R	H	RBI	BB	SO	LOB
Felipe Alou, R (1, 8) OBP: 0.361, SLG: 0.427	F8		FC4-6 1B	F8			F6			4	0	1	0	0	0	1
Felix Millan, R (1, 4) OBP: 0.327, SLG: 0.350	5-3		FC4-6 HR 1-2f		F9		1B 1B 1B			4	2	1	0	0	0	1
Hank Aaron, R (1, 3) (9, 9) OBP: 0.353, SLG: 0.504	1B 1B		1-H HR		5-3		1B 1-2 1B			4	1	3	2	0	0	0
Tito Francona, L (1, 7) OBP: 0.401, SLG: 0.375 Deron Johnson, R (9, 3) OBP: 0.286, SLG: 0.314	1-3 1B		WP 1B		1B		S S S K			4 0	0 0	3 0	0 0	0 0	1 0	2 0
Mike Lum, L (1, 9) (9, 7) OBP: 0.282, SLG: 0.338	S S S K		F6		1-3		1-3 2-H 1B			4	0	1	1	0	1	4
Walt Hriniak, L (1, 2) OBP: 0.286, SLG: 0.286		FC4-6 1B	S S S K2-3 1-2			SH2-4 1B	S S S K			4	0	2	0	0	2	3
Sonny Jackson, L (1, 6) OBP: 0.298, SLG: 0.287		FC4-6 1-2f	L7			SH2-4 1-2		F8		3	0	0	0	0	0	1
Marty Martinez, S (1, 5) OBP: 0.302, SLG: 0.270		F9	S 1B			S S S K		F8		4	0	1	0	0	1	2
Pat Jarvis, R (1, 1) OBP: 0.190, SLG: 0.175		L7	S S S K 1-2			F8		S S S K		4	0	0	0	0	2	3
Inning Stats	R: 0 H: 2 E: 0 LOB: 2 K: 1 BB: 0 S: 7 P: 7	R: 0 H: 1 E: 0 LOB: 1 K: 0 BB: 0 S: 4 P: 4	R: 2 H: 3 E: 0 LOB: 1 K: 1 BB: 0 S: 8 P: 8	R: 0 H: 1 E: 0 LOB: 1 K: 1 BB: 0 S: 6 P: 6	R: 0 H: 1 E: 0 LOB: 1 K: 0 BB: 0 S: 4 P: 4	R: 0 H: 1 E: 0 LOB: 1 K: 1 BB: 0 S: 6 P: 6	R: 1 H: 3 E: 0 LOB: 2 K: 2 BB: 0 S: 10 P: 10	R: 0 H: 0 E: 0 LOB: 0 K: 1 BB: 0 S: 5 P: 5		1B: 11 SF: 0 2B: 0 SAC: 1 3B: 0 DP: 0 HR: 1 HBP: 0						WP: 1 PA: 36 PB: 0 SB: 1 CS: 0

PITCHER	IP	WLS	BF	H	R	ER	SO	BB	IBB	HBP	BLK	WP	HR	S	P	ERA	WHIP
Juan Marichal, R (1, 1) ERA: 2.45	8.0	L	36	12	3	3	7	0	0	0	0	1	1	50	50	3.38	1.500

PITCHER	IP	WLS	BF	H	R	ER	SO	BB	IBB	HBP	BLK	WP	HR	S	P	ERA	WHIP

BOTTOM

AB	35
R	3
H	12
RBI	3
BB	0
SO	7
LOB	17

Atlanta Braves @ Los Angeles Dodgers

Dodger Stadium, Los Angeles, CA

Fri Sep 13 1968, 7:05 PM PDT

Att. 13,944 - Unknown

TOP

Batter	1	2	3	4	5	6	7	8	9	AB R H RBI BB SO LOB
Felipe Alou, R (1, 8) OBP: 0.362, SLG: 0.429	0-0 F7 ①		0-0 F3 ①		0-0 2B			0-0 FC1-5-6-1 SH5-3 1B		4 0 2 0 0 0 1
Felix Millan, R (1, 4) OBP: 0.327, SLG: 0.350	0-0 1B		0-0 FC5-4 1-2f ②		0-0 4-3 ③			0-0 SH5-3 1-2 ①		3 0 1 0 0 0 2
Hank Aaron, R (1, 9) OBP: 0.351, SLG: 0.500	0-0 F9 ②		0-0 F8 ③			0-0 F8 ①		0-0 FC1-5-6-1 2-3 ②		4 0 0 0 0 0 3
Joe Torre, R (1, 3) OBP: 0.333, SLG: 0.371	0-0 F7 ③			0-0 4-3 ①		0-0 1B		S S S 0-3 K ③		4 0 1 0 0 1 2
Tommie Aaron, R (1, 7) OBP: 0.295, SLG: 0.300		0-0 P6-3 ①		0-0 1B 2B		0-0 F9 ②			0-0 F3 ①	4 0 1 0 0 0 1
Bob Johnson, R (1, 5) OBP: 0.308, SLG: 0.306		0-0 1B		0-0 2-3 1B ②		S S S 0-3 K ③			0-0 F8 ②	4 0 2 0 0 1 1
Bob Tillman, R (1, 2) OBP: 0.270, SLG: 0.299 Ralph Garr, L (9, PR)		S S S 0-3 K ②		S S S 0-3 K ③			0-0 P6-3 ①		0-0 1B 1B	4 0 1 0 0 2 2 0 0 0 0 0 0 0
Gil Garrido, R (1, 6) OBP: 0.190, SLG: 0.195 Deron Johnson, R (9, PH) OBP: 0.288, SLG: 0.316 Sonny Jackson, L (9, PR) OBP: 0.298, SLG: 0.287		0-0 1-3 ③			0-0 F8 ①		0-0 P6-3 ②		0-0 1-2 1B	3 0 0 0 0 0 1 1 0 1 0 0 0 0 0 0 0 0 0 0 0
Phil Niekro, R (1, 1) OBP: 0.118, SLG: 0.221 Marty Martinez, S (9, PH) OBP: 0.301, SLG: 0.269			0-0 FC5-4 1B		0-0 F8 ②		0-0 P6-3 ③		S S S 0-3 K ③	3 0 1 0 0 0 0 1 0 0 0 0 1 2
Inning Stats	R: 0 E: 0 K: 0 S: 4 H: 1 LOB: 1 BB: 0 P: 4	R: 0 E: 0 K: 1 S: 6 H: 1 LOB: 1 BB: 0 P: 6	R: 0 E: 0 K: 0 S: 4 H: 1 LOB: 1 BB: 0 P: 4	R: 0 E: 0 K: 1 S: 6 H: 2 LOB: 1 BB: 0 P: 6	R: 0 E: 0 K: 0 S: 4 H: 1 LOB: 1 BB: 0 P: 4	R: 0 E: 0 K: 1 S: 6 H: 1 LOB: 1 BB: 0 P: 6	R: 0 E: 0 K: 0 S: 3 H: 0 LOB: 0 BB: 0 P: 3	R: 0 E: 0 K: 1 S: 6 H: 1 LOB: 1 BB: 0 P: 6	R: 0 E: 0 K: 1 S: 7 H: 2 LOB: 2 BB: 0 P: 7	1B: 8 SF: 0 2B: 2 SAC: 1 3B: 0 DP: 0 HR: 0 HBP: 0

livebaseballscorecards.com

AB	35
R	0
H	10
RBI	0
BB	0
SO	5
LOB	15

WP: 0 PA: 36
PB: 0
SB: 0
CS: 0

PITCHER		IP	WLS	BF	H	R	ER	SO	BB	IBB	HBP	BLK	WP	HR	S	P	ERA	WHIP
Claude Osteen, L ERA: 3.22	(1, 1)	9.0	W	36	10	0	0	5	0	0	0	0	0	0	46	46	0.00	1.111

PITCHER	IP	WLS	BF	H	R	ER	SO	BB	IBB	HBP	BLK	WP	HR	S	P	ERA	WHIP

Batter	1	2	3	4	5	6	7	8	9	AB	R	H	RBI	BB	SO	LOB
Willie Crawford, L (1, 7) OBP: 0.344, SLG: 0.386	E4 4-3 SF7 1B		1-3 ③			4-3 2-H 2B		1-2 1B		4	1	3	1	0	0	0
Willie Davis, L (1, 8) OBP: 0.292, SLG: 0.366	4-3 ① 2-3			F8 ①		4-3 ② 2-3		4-3 ③		4	0	0	0	0	0	4
Tom Haller, L (1, 2) OBP: 0.346, SLG: 0.390	SF7 ② 3-H			G6-4-3 1B		4-3 ③				2	0	1	1	0	0	1
Ron Fairly, L (1, 3) (8, 9) OBP: 0.297, SLG: 0.300	6-3 ③			G6-4-3 ②③ 1-2f			B1-6-4 1B			3	0	1	0	0	0	1
Len Gabrielson, L (1, 9) OBP: 0.325, SLG: 0.418 Wes Parker, S (8, 3) OBP: 0.299, SLG: 0.311		L4-6 WP 1B			4-3 ①		B1-6-4 ①② 1-2f			3 0	0 0	1 0	0 0	0 0	0 0	1 0
Jim Lefebvre, S (1, 4) OBP: 0.303, SLG: 0.344		F8 ① 1-2			S S S 0-3 K ②		6-3 ③			3	0	0	0	0	1	1
Bill Sudakis, S (1, 5) OBP: 0.395, SLG: 0.595		L4-6 ②③ 2-3			S S S 0-3 K ③			L8 ①		3	0	0	0	0	1	1
Paul Popovich, S (1, 6) OBP: 0.265, SLG: 0.257			P5-3 ①			SH2-4 2B 1B		1B 1B		3	1	2	0	0	0	0
Claude Osteen, L (1, 1) OBP: 0.158, SLG: 0.187			S S S 0-3 K ②			SH2-4 ① 1-2		P5 ②		2	0	0	0	0	1	1
Inning Stats	R: 1 E: 1 K: 0 S: 4 H: 1 LOB: 0 BB: 0 P: 4	R: 0 E: 0 K: 0 S: 3 H: 1 LOB: 0 BB: 0 P: 3	R: 0 E: 0 K: 1 S: 5 H: 0 LOB: 0 BB: 0 P: 5	R: 0 E: 0 K: 0 S: 3 H: 1 LOB: 0 BB: 0 P: 3	R: 0 E: 0 K: 2 S: 7 H: 0 LOB: 0 BB: 0 P: 7	R: 1 E: 0 K: 0 S: 5 H: 2 LOB: 1 BB: 0 P: 5	R: 0 E: 0 K: 0 S: 3 H: 1 LOB: 0 BB: 0 P: 3	R: 0 E: 0 K: 0 S: 5 H: 2 LOB: 2 BB: 0 P: 5		1B: 7 2B: 2 3B: 0 HR: 0 SF: 1 SAC: 1 DP: 3 HBP: 0						

PITCHER	IP	WLS	BF	H	R	ER	SO	BB	IBB	HBP	BLK	WP	HR	S	P	ERA	WHIP
Phil Niekro, R (1, 1) ERA: 2.7	8.0	L	29	8	2	1	3	0	0	0	0	1	0	35	35	1.12	1.000

PITCHER	IP	WLS	BF	H	R	ER	SO	BB	IBB	HBP	BLK	WP	HR	S	P	ERA	WHIP

BOTTOM

Atlanta Braves @ Los Angeles Dodgers

Dodger Stadium, Los Angeles, CA

Fri Sep 13 1968, 7:05 PM PDT

Att. 13,944 - Unknown

livebaseballscorecards.com

AB	27
R	2
H	8
RBI	2
BB	0
SO	3
LOB	10

PA: 29

WP: 1
PB: 0
SB: 0
CS: 0

Atlanta Braves @ Los Angeles Dodgers

Dodger Stadium, Los Angeles, CA

Sat Sep 14 1968, 3:33 AM PDT

Att. 9,148 - Unknown

TOP

livebaseballscorecards.com

Batter	1	2	3	4	5	6	7	8	9	AB	R	H	RBI	BB	SO	LOB
Felipe Alou, R (1, 8) OBP: 0.364, SLG: 0.433	0-0 2B		0-0 FC6-4 1-2f		0-0 1B			0-0 1B		4	0	3	0	0	0	1
Dusty Baker Jr., R (8, PR) (8, 8)										0	0	0	0	0	0	0
Felix Millan, R (1, 4) OBP: 0.325, SLG: 0.347	0-3 K		0-0 P6		0-0 1-3			0-0 L6		4	0	0	0	0	1	4
Sonny Jackson, L (1, 6) OBP: 0.294, SLG: 0.283	0-0 F9		0-3 K			0-0 F7		0-3 K		4	0	0	0	0	2	3
Hank Aaron, R (1, 3) OBP: 0.352, SLG: 0.499	4-0 IBB			0-0 1B		0-0 F7		0-0 F7		3	0	1	0	1	0	1
Tito Francona, L (1, 7) OBP: 0.397, SLG: 0.370	0-3 K			0-0 F7		0-0 F7			0-0 F8	4	0	0	0	0	1	3
Mike Lum, L (1, 9) OBP: 0.277, SLG: 0.332		0-0 F7		0-0 F8			0-0 P6		0-0 5-3	4	0	0	0	0	0	1
Walt Hriniak, L (1, 2) OBP: 0.182, SLG: 0.182		0-0 F9		0-0 F8			0-3 K		0-0 F2	4	0	0	0	0	1	1
Marty Martinez, S (1, 5) OBP: 0.301, SLG: 0.270		0-0 P6-3			0-0 F9		0-0 1B			3	0	1	0	0	0	0
Milt Pappas, R (1, 1) OBP: 0.204, SLG: 0.200			0-0 FC6-4 1B		0-3 K		0-0 F2			1	0	1	0	0	0	0
Dick Kelley, R (3, 1) OBP: 0.154, SLG: 0.043										1	0	0	0	0	1	0
Joe Torre, R (7, PH) OBP: 0.333, SLG: 0.370										1	0	0	0	0	0	1
Ken Johnson, R (7, 1) OBP: 0.171, SLG: 0.175										0	0	0	0	0	0	0
Inning Stats	R: 0 E: 0 K: 2 S: 8 H: 1 LOB: 2 BB: 1 P: 12	R: 0 E: 0 K: 0 S: 3 H: 0 LOB: 0 BB: 0 P: 3	R: 0 E: 0 K: 1 S: 6 H: 1 LOB: 1 BB: 0 P: 6	R: 0 E: 0 K: 0 S: 4 H: 1 LOB: 1 BB: 0 P: 4	R: 0 E: 0 K: 1 S: 6 H: 1 LOB: 1 BB: 0 P: 6	R: 0 E: 0 K: 0 S: 3 H: 0 LOB: 0 BB: 0 P: 3	R: 0 E: 0 K: 1 S: 6 H: 1 LOB: 1 BB: 0 P: 6	R: 0 E: 0 K: 1 S: 6 H: 1 LOB: 1 BB: 0 P: 6	R: 0 E: 0 K: 0 S: 3 H: 0 LOB: 0 BB: 0 P: 3	1B: 5 2B: 1 3B: 0 HR: 0 SF: 0 SAC: 0 DP: 0 HBP: 0	WP: 0 PB: 0 SB: 0 CS: 0 PA: 34					

	AB	33
	R	0
	H	6
	RBI	0
	BB	1
	SO	6
	LOB	15

PITCHER	IP	WLS	BF	H	R	ER	SO	BB	IBB	HBP	BLK	WP	HR	S	P	ERA	WHIP
Don Sutton, R (1, 1) ERA: 2.65	9.0	W	34	6	0	0	6	0	1	0	0	0	0	45	49	0.00	0.667

PITCHER	IP	WLS	BF	H	R	ER	SO	BB	IBB	HBP	BLK	WP	HR	S	P	ERA	WHIP

Batter	1	2	3	4	5	6	7	8	9	AB	R	H	RBI	BB	SO	LOB
Willie Crawford, L (1, 7) OBP: 0.335, SLG: 0.375	F6	K		K			K			4	0	0	0	0	3	0
Willie Davis, L (1, 8) OBP: 0.294, SLG: 0.367	S 2B 1B	S 2B 1B		K			F6			4	2	2	0	0	1	0
Tom Haller, L (1, 2) OBP: 0.347, SLG: 0.395	BB SF7 2B 1-H	4-3 2B 1-H		F9			3-1			4	1	2	2	0	0	0
Ron Fairly, L (1, 3) (9, 9) OBP: 0.300, SLG: 0.300	BB BB	4-3 2-3		1B BB				SH2-3 1B		2	0	1	0	2	0	1
Len Gabrielson, L (1, 9) OBP: 0.331, SLG: 0.420 Wes Parker, S (9, 3) OBP: 0.299, SLG: 0.311	1-2 2-3 BB	BB		1B				SH2-3 1-2		1 0	0 0	1 0	0 0	2 0	0 0	0 0
Jim Lefebvre, S (1, 4) OBP: 0.303, SLG: 0.341	SF7 3-H	P4		K				BB		2	0	0	1	1	1	4
Bill Sudakis, S (1, 5) OBP: 0.362, SLG: 0.537	K	K			F3			K		4	0	0	0	0	3	6
Paul Popovich, S (1, 6) OBP: 0.262, SLG: 0.254		F3		P4-3	P8			P7		4	0	0	0	0	0	2
Don Sutton, R (1, 1) OBP: 0.224, SLG: 0.204		F9		K	1-3					3	0	0	0	0	1	0
Inning Stats	R: 2 H: 2 E: 0 LOB: 2 K: 1 BB: 2 S: 7 P: 15	R: 0 H: 0 E: 0 LOB: 0 K: 1 BB: 0 S: 5 P: 5	R: 1 H: 2 E: 0 LOB: 2 K: 1 BB: 1 S: 7 P: 11	R: 0 H: 0 E: 0 LOB: 0 K: 2 BB: 0 S: 7 P: 7	R: 0 H: 1 E: 0 LOB: 2 K: 2 BB: 1 S: 8 P: 12	R: 0 H: 0 E: 0 LOB: 0 K: 0 BB: 0 S: 3 P: 3	R: 0 H: 0 E: 0 LOB: 0 K: 1 BB: 0 S: 5 P: 5	R: 0 H: 1 E: 0 LOB: 2 K: 1 BB: 1 S: 6 P: 10		1B: 4 SF: 1 2B: 2 SAC: 1 3B: 0 DP: 0 HR: 0 HBP: 0						

PITCHER		IP	WLS	BF	H	R	ER	SO	BB	IBB	HBP	BLK	WP	HR	S	P	ERA	WHIP
Milt Pappas, R ERA: 3.55	(1, 1)	2.0	L	12	4	3	3	2	2	0	0	0	0	0	14	22	13.50	3.000
Dick Kelley, L ERA: 2.73	(3, 1)	4.0		15	1	0	0	5	2	0	0	0	0	0	23	31	0.00	0.750
Ken Johnson, R ERA: 3.55	(7, 1)	2.0		8	1	0	0	2	1	0	0	0	0	0	11	15	0.00	1.000

PITCHER	IP	WLS	BF	H	R	ER	SO	BB	IBB	HBP	BLK	WP	HR	S	P	ERA	WHIP

BOTTOM

Atlanta Braves @ Los Angeles Dodgers

Dodger Stadium, Los Angeles, CA

Sat Sep 14 1968, 3:33 AM PDT

Att. 9,148 - Unknown

livebaseballscorecards.com

AB	28
R	3
H	6
RBI	3
BB	5
SO	9
LOB	13

WP: 0	PA: 35		
PB: 0			
SB: 2			
CS: 0			

Atlanta Braves @ Los Angeles Dodgers

Dodger Stadium, Los Angeles, CA

Sun Sep 15 1968, 3:33 AM PDT

Att. 11,908 - Unknown

livebaseballscorecards.com

Batter	1	2	3	4	5	6	7	8	9	AB	R	H	RBI	BB	SO	LOB
Felipe Alou, R (1, 8) OBP: 0.363, SLG: 0.431	5-3	P6			1B WP SF8 1B 1-2		P6 1B 1-2		K	5	1	1	0	0	1	1
Felix Millan, R (1, 4) OBP: 0.325, SLG: 0.347	5-3		P6-3		1-3 1B 2-H		1-2 1B		K	5	0	2	1	0	1	0
Hank Aaron, R (1, 3) (8, 9) OBP: 0.353, SLG: 0.500	S 2B 1B		1B		SF8 3-H		P6			3	1	2	1	0	0	2
Joe Torre, R (1, 2) OBP: 0.334, SLG: 0.374	1-H 2B		K		P4			2-3 1B		4	1	2	1	0	1	1
Tito Francona, L (1, 7) OBP: 0.392, SLG: 0.365	4-3			L8		4-3		2-3 1-2		4	0	0	0	0	0	2
Deron Johnson, R (8, 3) OBP: 0.288, SLG: 0.316										0	0	0	0	0	0	0
Mike Lum, L (1, 9) (8, 7) OBP: 0.286, SLG: 0.337		FC2-6 1B		F8		BBBB 4-0 G4-3 BB		1-3 2-H 1B		3	0	2	1	1	0	0
Sonny Jackson, L (1, 6) OBP: 0.291, SLG: 0.280		FC2-6 1-3 1-2f 1B		F7		G4-3 1-2f		1-3 1-2		4	1	0	0	0	0	3
Marty Martinez, S (1, 5) OBP: 0.301, SLG: 0.270		1-3 1-2			WP 1B 1B 1B		L3	P5		4	1	1	0	0	0	2
George Stone, L (1, 1) OBP: 0.370, SLG: 0.346									4-3	3	0	1	1	0	1	1
Cecil Upshaw, R (8, 1) OBP: 0.217, SLG: 0.182		2-H 1B			K		F7			1	0	0	0	0	0	0
Inning Stats	R: 1 E: 0 K: 0 S: 5 H: 2 LOB: 1 BB: 0 P: 5	R: 1 E: 0 K: 0 S: 5 H: 2 LOB: 1 BB: 0 P: 5	R: 0 E: 0 K: 1 S: 5 H: 1 LOB: 0 BB: 0 P: 5	R: 0 E: 0 K: 0 S: 3 H: 0 LOB: 0 BB: 0 P: 3	R: 2 E: 0 K: 1 S: 8 H: 3 LOB: 1 BB: 0 P: 8	R: 0 E: 0 K: 0 S: 2 H: 0 LOB: 0 BB: 1 P: 6	R: 0 E: 1 K: 0 S: 5 H: 1 LOB: 2 BB: 0 P: 5	R: 1 E: 0 K: 0 S: 5 H: 2 LOB: 1 BB: 0 P: 5	R: 0 E: 0 K: 2 S: 7 H: 0 LOB: 0 BB: 0 P: 7	1B: 10 2B: 1 3B: 0 HR: 0	SF: 1 SAC: 0 DP: 1 HBP: 0					

TOP

AB	36
R	5
H	11
RBI	5
BB	1
SO	4
LOB	12

WP: 1 PB: 0 SB: 1 CS: 0 PA: 38

PITCHER		IP	WLS	BF	H	R	ER	SO	BB	IBB	HBP	BLK	WP	HR	S	P	ERA	WHIP
Joe Moeller, R ERA: 5.06	(1, 1)	4.1	L	19	7	4	4	2	0	0	0	0	0	0	23	23	8.31	1.615
Mudcat Grant, R ERA: 2.28	(5, 1)	2.2		11	2	0	0	0	1	0	0	0	1	0	10	14	0.00	1.125
Jack Billingham, R ERA: 2.11	(8, 1)	2.0		8	2	1	1	2	0	0	0	0	0	0	12	12	4.50	1.000

PITCHER	IP	WLS	BF	H	R	ER	SO	BB	IBB	HBP	BLK	WP	HR	S	P	ERA	WHIP

Atlanta Braves @ Los Angeles Dodgers

Dodger Stadium, Los Angeles, CA

Sun Sep 15 1968, 3:33 AM PDT

Att. 11,908 - Unknown

livebaseballscorecards.com

BOTTOM

Batter	1	2	3	4	5	6	7	8	9	AB	R	H	RBI	BB	SO	LOB
Wes Parker, S (1, 7) OBP: 0.298, SLG: 0.310	0-0 5-3 ①		0-0 1B		0-0 F9 ②		0-0 5-3 ②		0-3 K ②	5	0	1	0	0	1	0
Willie Davis, L (1, 8) OBP: 0.293, SLG: 0.366	0-0 P5 ②		0-0 F9 ①		0-0 3B 1B		0-0 G3 ③		0-3 K ③	5	1	1	0	0	1	1
Bill Sudakis, S (1, 5) OBP: 0.392, SLG: 0.591	B B B B 4-0 BB		0-0 P4 ②		0-0 1-H 3B			0-0 1B 1B 1B		3	1	2	1	1	0	1
Ken Boyer, R (1, 3) OBP: 0.304, SLG: 0.385	S S S 0-3 K ③		0-0 F8 ③		S S S 0-3 K ③			0-0 P6 ①		4	0	0	0	0	2	4
Jim Lefebvre, S (1, 4) OBP: 0.305, SLG: 0.347		0-0 4-3 ①		0-0 2B		0-0 F8 ①		0-0 1B 1-2 1B		4	0	2	0	0	0	0
Ted Savage, R (1, 9) OBP: 0.248, SLG: 0.304 Ron Fairly, L (8, PH) OBP: 0.300, SLG: 0.300 (9, 9)		0-0 1B 1B		0-0 L4 ①		0-0 F9 ②		0-0 F5 ②		3 1	0 0	1 0	0 0	0 0	0 0	1 2
Paul Popovich, S (1, 6) OBP: 0.265, SLG: 0.257 Len Gabrielson, L (8, PH) OBP: 0.333, SLG: 0.422 Bart Shirley, R (9, 6) OBP: 0.270, SLG: 0.196		0-0 1-2 1B		0-0 P6-3 ②		0-0 1B		0-0 1-3 2-H 1B		3 1 0	0 0 0	2 1 0	0 1 0	0 0 0	0 0 0	1 0 0
Jim Campanis, R (1, 2) Tom Haller, L (8, PH) OBP: 0.346, SLG: 0.395 (9, 2)		0-0 P6 ②		0-0 P5 ③		0-0 P5 ③		0-0 F7 ③		3 1	0 0	0 0	0 0	0 0	0 0	4 2
Joe Moeller, R (1, 1) Mudcat Grant, R (5, 1) OBP: 0.138, SLG: 0.241 Bob Bailey, R (7, PH) OBP: 0.309, SLG: 0.349 Jack Billingham, R (8, 1) Willie Crawford, L (9, PH) OBP: 0.333, SLG: 0.372		S S S 0-3 K ③			S S S 0-3 K ①		0-0 F7 ①		S S S 0-3 K ①	1 1 1 0 1	0 0 0 0 0	0 0 0 0 0	0 0 0 0 0	1 1 0 0 1	2 0 0 0 0
Inning Stats	R: 0 E: 0 K: 1 S: 5 H: 0 LOB: 1 BB: 1 P: 9	R: 0 E: 0 K: 1 S: 7 H: 2 LOB: 2 BB: 0 P: 7	R: 0 E: 0 K: 0 S: 4 H: 1 LOB: 1 BB: 0 P: 4	R: 0 E: 0 K: 0 S: 4 H: 1 LOB: 1 BB: 0 P: 4	R: 1 E: 0 K: 2 S: 9 H: 2 LOB: 1 BB: 0 P: 9	R: 0 E: 0 K: 0 S: 4 H: 1 LOB: 1 BB: 0 P: 4	R: 0 E: 0 K: 0 S: 3 H: 0 LOB: 0 BB: 0 P: 3	R: 1 E: 0 K: 0 S: 6 H: 3 LOB: 2 BB: 0 P: 6	R: 0 E: 0 K: 3 S: 9 H: 0 LOB: 0 BB: 0 P: 9	1B: 8 2B: 1 3B: 1 HR: 0	SF: 0 SAC: 0 DP: 0 HBP: 0						

	AB	37
	R	2
	H	10
	RBI	2
	BB	1
	SO	7
	LOB	18

WP: 0 PB: 0 SB: 0 CS: 0 PA: 38

PITCHER		IP	WLS	BF	H	R	ER	SO	BB	IBB	HBP	BLK	WP	HR	S	P	ERA	WHIP
George Stone, L ERA: 2.75	(1, 1)	7.1	W	32	9	2	2	4	1	0	0	0	0	0	39	43	2.46	1.364
Cecil Upshaw, R ERA: 2.35	(8, 1)	1.2	S	6	1	0	0	3	0	0	0	0	0	0	12	12	0.00	0.600

PITCHER	IP	WLS	BF	H	R	ER	SO	BB	IBB	HBP	BLK	WP	HR	S	P	ERA	WHIP

Batter	1	2	3	4	5	6	7	8	9	AB	R	H	RBI	BB	SO	LOB
Felipe Alou, R (1, 8) OBP: 0.364, SLG: 0.431	P6-3		WP, 1B		P6-4-3, 1-2, 1B		F2			4	0	2	0	0	0	1
Felix Millan, R (1, 4) OBP: 0.323, SLG: 0.345	P6-3		P4, 1-2		P6-4-3, 1-2f			P6-3		4	0	0	0	0	0	3
Hank Aaron, R (1, 3) OBP: 0.352, SLG: 0.498	F3		F8			4-3, S, FC3-2, 1B		F8		4	0	1	0	0	0	1
Joe Torre, R (1, 2) OBP: 0.333, SLG: 0.373		SH5-3, 1B, G3-2-3, 1B		5-3		4-3, 1-3		F9		4	0	1	0	0	0	1
Rick Kester, R (8, 1)										0	0	0	0	0	0	0
Tito Francona, L (1, 7) OBP: 0.391, SLG: 0.364		SH5-3, 1-2, 1B		K		FC3-2, 3-H			P6-3	4	0	1	0	0	1	1
Mike Lum, L (1, 9) OBP: 0.286, SLG: 0.337		SH5-3, 1-2, 2-3		1B		K			L7	3	0	1	0	0	1	1
Sonny Jackson, L (1, 6) OBP: 0.293, SLG: 0.280		IBB		K			P6-3		PB, 1B	3	0	1	0	1	1	1
Marty Martinez, S (1, 5) OBP: 0.300, SLG: 0.270		G3-2-3, 3-Hf			FC1-6, 1B		4-3		L9, 1-2	4	0	1	0	0	0	4
Ron Reed, R (1, 1) OBP: 0.197, SLG: 0.220			P6-3		FC1-6, 1B, 1-2f		1B			2	0	0	0	0	0	1
Ralph Garr, L (7, PH) OBP: 0.667, SLG: 0.500										1	0	1	0	0	0	0
Dick Kelley, R (7, 1) OBP: 0.154, SLG: 0.043										0	0	0	0	0	0	0
Bob Tillman, R (8, 2) OBP: 0.270, SLG: 0.299										0	0	0	0	0	0	0
Inning Stats	R: 0 E: 0 K: 0 S: 3 H: 0 LOB: 0 BB: 0 P: 3	R: 0 E: 0 K: 0 S: 4 H: 2 LOB: 2 BB: 1 P: 8	R: 0 E: 0 K: 0 S: 4 H: 1 LOB: 1 BB: 0 P: 4	R: 0 E: 0 K: 2 S: 8 H: 1 LOB: 1 BB: 0 P: 8	R: 0 E: 0 K: 0 S: 4 H: 2 LOB: 1 BB: 0 P: 4	R: 0 E: 0 K: 1 S: 6 H: 1 LOB: 1 BB: 0 P: 6	R: 0 E: 0 K: 0 S: 4 H: 1 LOB: 1 BB: 0 P: 4	R: 0 E: 0 K: 0 S: 3 H: 0 LOB: 0 BB: 0 P: 3	R: 0 E: 0 K: 0 S: 4 H: 1 LOB: 1 BB: 0 P: 4	1B: 9 2B: 0 3B: 0 HR: 0 SF: 0 SAC: 1 DP: 2 HBP: 0						

PITCHER	IP	WLS	BF	H	R	ER	SO	BB	IBB	HBP	BLK	WP	HR	S	P	ERA	WHIP
Bill Singer, R (1, 1) ERA: 2.7	9.0	W	35	9	0	0	3	0	1	0	0	1	0	40	44	0.00	1.000

PITCHER	IP	WLS	BF	H	R	ER	SO	BB	IBB	HBP	BLK	WP	HR	S	P	ERA	WHIP

TOP

Atlanta Braves @ Los Angeles Dodgers

Dodger Stadium, Los Angeles, CA

Mon Sep 16 1968, 7:05 PM PDT

Att. 9,253 - Unknown

livebaseballscorecards.com

AB	33
R	0
H	9
RBI	0
BB	1
SO	3
LOB	14

WP: 1 PA: 35
PB: 1
SB: 1
CS: 0

BOTTOM

Atlanta Braves @ Los Angeles Dodgers

Dodger Stadium, Los Angeles, CA

Mon Sep 16 1968, 7:05 PM PDT

Att. 9,253 - Unknown

livebaseballscorecards.com

Batter	1	2	3	4	5	6	7	8	9	AB	R	H	RBI	BB	SO	LOB
Willie Crawford, L (1, 7) OBP: 0.329, SLG: 0.366	4-3		4-3			1-3 1B F8		K		5	1	1	0	0	1	4
Willie Davis, L (1, 8) OBP: 0.294, SLG: 0.367	G6-4-3 1B			6-3		1-3 1-2	FC5-6 SH E 1B			4	1	2	0	0	0	1
Tom Haller, L (1, 2) OBP: 0.348, SLG: 0.394	G6-4-3 1-2f			1B BB		1B 2B IBB	SH FC5-6 1-2			1	1	0	0	2	0	1
Jim Lefebvre, S (1, 4) OBP: 0.309, SLG: 0.351		4-3		FC4-6 1-3		2B E 1B 1-3 2-H	FC5-6 E 1-2f 2-3			3	0	2	1	0	0	0
Bart Shirley, R (6, PR) (7, 4) OBP: 0.266, SLG: 0.193										1	1	0	0	0	0	2
Len Gabrielson, L (1, 9) OBP: 0.335, SLG: 0.425		G3 WP BB		K		E FC1-2 2B 1-3 3-H	E1 G6-4-3 1-2 3-H			3	0	1	2	1	1	3
Bill Sudakis, S (1, 5) OBP: 0.382, SLG: 0.553	G3 1-3			FC4-6 1-2f		FC1-2 E 2B IBB	G6-4-3 1-2f			3	1	0	0	1	0	5
Wes Parker, S (1, 3) OBP: 0.297, SLG: 0.310	G3				1-3	E4 FC1-2 1-2 2-3 3-H		1B		4	1	1	1	0	0	3
Paul Popovich, S (1, 6) OBP: 0.265, SLG: 0.257			P4-3		CS 1B	FC1-2 2B 1-2 2-3 3-Hf		L4		4	0	1	0	0	0	4
Bill Singer, R (1, 1) OBP: 0.200, SLG: 0.250			K		F9 1-2	2B 1-3 2-H 3-H		K		4	0	1	2	0	2	2
Inning Stats	R: 0 H: 1 E: 0 LOB: 0 K: 0 BB: 0 S: 3 P: 3	R: 0 H: 0 E: 0 LOB: 1 K: 0 BB: 1 S: 3 P: 7	R: 0 H: 0 E: 0 LOB: 0 K: 1 BB: 0 S: 5 P: 5	R: 0 H: 1 E: 0 LOB: 2 K: 1 BB: 1 S: 6 P: 10	R: 0 H: 1 E: 0 LOB: 0 K: 0 BB: 0 S: 3 P: 3	R: 5 H: 4 E: 1 LOB: 3 K: 0 BB: 2 S: 8 P: 16	R: 1 H: 1 E: 2 LOB: 1 K: 0 BB: 0 S: 5 P: 5	R: 0 H: 1 E: 0 LOB: 1 K: 2 BB: 0 S: 8 P: 8		1B: 7 SF: 0 2B: 2 SAC: 1 3B: 0 DP: 2 HR: 0 HBP: 0						

	AB	32
	R	6
	H	9
	RBI	6
	BB	4
	SO	4
	LOB	25

WP: 1 PA: 37
PB: 0
SB: 0
CS: 1

PITCHER		IP	WLS	BF	H	R	ER	SO	BB	IBB	HBP	BLK	WP	HR	S	P	ERA	WHIP
Ron Reed, R ERA: 3.48	(1, 1)	6.0	L	28	7	5	3	2	2	2	0	0	1	0	28	44	4.50	1.500
Dick Kelley, L ERA: 2.7	(7, 1)	1.0		5	1	1	0	0	0	0	0	0	0	0	5	5	0.00	1.000
Rick Kester, R ERA: 8.31	(8, 1)	1.0		4	1	0	0	2	0	0	0	0	0	0	8	8	0.00	1.000

PITCHER	IP	WLS	BF	H	R	ER	SO	BB	IBB	HBP	BLK	WP	HR	S	P	ERA	WHIP

Batter	1	2	3	4	5	6	7	8	9	AB	R	H	RBI	BB	SO	LOB
Felipe Alou, R (1, 8) OBP: 0.364, SLG: 0.431										0	0	0	0	0	0	0
Felix Millan, R (1, 4) OBP: 0.323, SLG: 0.345										0	0	0	0	0	0	0
Hank Aaron, R (1, 9) OBP: 0.352, SLG: 0.498										0	0	0	0	0	0	0
Bob Tillman, R (1, 2) OBP: 0.270, SLG: 0.299										0	0	0	0	0	0	0
Deron Johnson, R (1, 3) OBP: 0.288, SLG: 0.316										0	0	0	0	0	0	0
Tommie Aaron, R (1, 7) OBP: 0.295, SLG: 0.300										0	0	0	0	0	0	0
Bob Johnson, R (1, 5) OBP: 0.308, SLG: 0.306										0	0	0	0	0	0	0
Marty Martinez, S (1, 6) OBP: 0.300, SLG: 0.270										0	0	0	0	0	0	0
Pat Jarvis, R (1, 1) OBP: 0.190, SLG: 0.175										0	0	0	0	0	0	0
Inning Stats										1B: 0 2B: 0 3B: 0 HR: 0		SF: 0 SAC: 0 DP: 0 HBP: 0				

Atlanta Braves @ Houston Astros

Astrodome, Houston, TX

Tue Sep 17 1968, 8:05 PM EDT

Att. 19,820 - Unknown

TOP

livebaseballscorecards.com

AB	0
R	0
H	0
RBI	0
BB	0
SO	0
LOB	0

WP: 0 PA: 0
PB: 0
SB: 0
CS: 0

PITCHER	IP	WLS	BF	H	R	ER	SO	BB	IBB	HBP	BLK	WP	HR	S	P	ERA	WHIP
Mike Cuellar, L (1, 1) ERA: 2.68	0.0	W	0	0	0	0	0	0	0	0	0	0	0	0	0	∞	∞

PITCHER	IP	WLS	BF	H	R	ER	SO	BB	IBB	HBP	BLK	WP	HR	S	P	ERA	WHIP

Batter	1	2	3	4	5	6	7	8	9	AB	R	H	RBI	BB	SO	LOB
Denis Menke, R (1, 4) OBP: 0.328, SLG: 0.341										0	0	0	0	0	0	0
Norm Miller, L (1, 7) OBP: 0.308, SLG: 0.385										0	0	0	0	0	0	0
Jimmy Wynn, R (1, 8) OBP: 0.370, SLG: 0.453										0	0	0	0	0	0	0
Rusty Staub, L (1, 9) OBP: 0.384, SLG: 0.398										0	0	0	0	0	0	0
Doug Rader, R (1, 5) OBP: 0.321, SLG: 0.382										0	0	0	0	0	0	0
Nate Colbert, R (1, 3) OBP: 0.235, SLG: 0.219										0	0	0	0	0	0	0
John Bateman, R (1, 2) OBP: 0.297, SLG: 0.336										0	0	0	0	0	0	0
Leon McFadden, R (1, 6) OBP: 0.455, SLG: 0.370										0	0	0	0	0	0	0
Mike Cuellar, L (1, 1) OBP: 0.212, SLG: 0.288										0	0	0	0	0	0	0
Inning Stats										1B: 0 2B: 0 3B: 0 HR: 0		SF: 0 SAC: 0 DP: 0 HBP: 0		WP: 0 PB: 0 SB: 0 CS: 0		PA: 0

Atlanta Braves @ Houston Astros

Astrodome, Houston, TX

Tue Sep 17 1968, 8:05 PM EDT

Att. 19,820 - Unknown

BOTTOM

livebaseballscorecards.com

AB	0
R	0
H	0
RBI	0
BB	0
SO	0
LOB	0

PITCHER	IP	WLS	BF	H	R	ER	SO	BB	IBB	HBP	BLK	WP	HR	S	P	ERA	WHIP
Pat Jarvis, R (1, 1) ERA: 2.33	0.0	L	0	0	0	0	0	0	0	0	0	0	0	0	0	∞	∞

PITCHER	IP	WLS	BF	H	R	ER	SO	BB	IBB	HBP	BLK	WP	HR	S	P	ERA	WHIP

Atlanta Braves @ Houston Astros

Astrodome, Houston, TX

Wed Sep 18 1968, 8:05 PM EDT

Att. 6,392 - Dome

TOP

livebaseballscorecards.com

Batter	1	2	3	4	5	6	7	8	9	AB	R	H	RBI	BB	SO	LOB
Felipe Alou, R (1, 8) OBP: 0.364, SLG: 0.436	4-3	F9			F4		1-3		E3 FC6-4	5	0	0	0	0	0	0
Felix Millan, R (1, 4) OBP: 0.322, SLG: 0.341	2B 1B		5-3		HBP		F9		F9	4	1	1	0	0	0	1
Hank Aaron, R (1, 9) OBP: 0.352, SLG: 0.497	1-H 2B 2B		F8-3 1B		F9			F2	FC6-4 1-2f	5	1	2	1	0	0	2
Joe Torre, R (1, 2) OBP: 0.333, SLG: 0.372	E6 2B		F8-3 1-2			F5		BB S 1B		4	0	1	0	0	0	2
Tommie Aaron, R (1, 7) OBP: 0.295, SLG: 0.311	1-3 2-H 2B			3B		F7		S S S K 1-2		4	0	2	1	0	1	1
Deron Johnson, R (1, 3) OBP: 0.287, SLG: 0.312	1-3			F6		1B 1B		B B B B BB BB		3	0	1	0	1	0	3
Marty Martinez, S (1, 5) OBP: 0.300, SLG: 0.268	1-3			6-3		FC6-4 1-3 1B		B B B B 1-2 2-3 BB		3	0	1	0	1	0	3
Gil Garrido, R (1, 6) OBP: 0.174, SLG: 0.178		F5		F4		FC6-4 1-2f		F7		4	0	0	0	0	0	6
Phil Niekro, R (1, 1) OBP: 0.111, SLG: 0.208		6-3			5-3		S S S K		6-3	4	0	0	0	0	1	0
Inning Stats	R: 2 E: 1 K: 0 S: 7 H: 3 LOB: 2 BB: 0 P: 7	R: 0 E: 0 K: 0 S: 3 H: 0 LOB: 0 BB: 0 P: 3	R: 0 E: 0 K: 0 S: 3 H: 1 LOB: 0 BB: 0 P: 3	R: 0 E: 0 K: 0 S: 4 H: 1 LOB: 1 BB: 0 P: 4	R: 0 E: 0 K: 0 S: 3 H: 0 LOB: 1 BB: 0 P: 4	R: 0 E: 0 K: 0 S: 5 H: 2 LOB: 2 BB: 0 P: 5	R: 0 E: 0 K: 1 S: 5 H: 0 LOB: 0 BB: 0 P: 5	R: 0 E: 0 K: 1 S: 6 H: 1 LOB: 3 BB: 2 P: 14	R: 0 E: 1 K: 0 S: 4 H: 0 LOB: 1 BB: 0 P: 4	1B: 5 2B: 3 3B: 1 HR: 0 SF: 0 SAC: 0 DP: 1 HBP: 1						WP: 0 PB: 0 SB: 1 CS: 0 PA: 39

	AB	36
	R	2
	H	8
	RBI	2
	BB	2
	SO	2
	LOB	18

PITCHER		IP	WLS	BF	H	R	ER	SO	BB	IBB	HBP	BLK	WP	HR	S	P	ERA	WHIP
Denny Lemaster, L ERA: 2.76	(1, 1)	8.0	L	35	8	2	2	2	2	0	1	0	0	0	36	45	2.25	1.250
Steve Shea, R ERA: 3.56	(9, 1)	1.0		4	0	0	0	0	0	0	0	0	0	0	4	4	0.00	0.000

PITCHER	IP	WLS	BF	H	R	ER	SO	BB	IBB	HBP	BLK	WP	HR	S	P	ERA	WHIP

BOTTOM

Atlanta Braves @ Houston Astros

Astrodome, Houston, TX

Wed Sep 18 1968, 8:05 PM EDT

Att. 6,392 - Dome

Batter	1	2	3	4	5	6	7	8	9	AB R H RBI BB SO LOB
Denis Menke, R (1, 4) OBP: 0.325, SLG: 0.336	S S S 0-3 K ①		B B B B 4-0 G4-6-3 BB			S S S 0-3 K ①		X 0-0 FC6-4 1-2f ③		3 0 0 0 1 2 1
Norm Miller, L (1, 7) OBP: 0.306, SLG: 0.385	X 0-0 4-3 ②		X 0-0 G4-6-3 1-2f ② ③			S S S 0-3 K ②			X 0-0 4-3 6-3 1B	4 0 1 0 0 1 1
Jimmy Wynn, R (1, 8) OBP: 0.368, SLG: 0.449	B B B B 4-0 PB 1B BB			X 0-0 5-3 ①		X 0-0 F5 ③			X 0-0 6-3 1-2 ①	3 0 0 0 1 0 1
Rusty Staub, L (1, 9) OBP: 0.383, SLG: 0.400	X 0-0 1-2 1B			X 0-0 F9 ②			X 0-0 F7 ①		X 0-0 4-3 2-3 ②	4 0 1 0 0 0 1
Doug Rader, R (1, 5) OBP: 0.320, SLG: 0.377	S S S 0-3 K 2-3 ③			B B B B 4-0 FC6-4 BB			X 0-0 F9 ②		X 0-0 ③	3 0 0 0 1 1 3
Nate Colbert, R (1, 3) OBP: 0.200, SLG: 0.184		X 0-0 5-3 ①		X 0-0 FC6-4 1-2f ③			S S S 0-3 K ③			3 0 0 0 0 1 1
Dave Adlesh, R (1, 2) OBP: 0.209, SLG: 0.217		X 0-0 F9 ②			X 0-0 4-3 ①			S S S 0-3 K ①		3 0 0 0 0 1 0
Leon McFadden, R (1, 6) OBP: 0.447, SLG: 0.375		S S S 0-3 K2-3 ③			X 0-0 5-3 ②			X 0-0 FC6-4 1B		3 0 1 0 0 1 0
Denny Lemaster, R (1, 1) OBP: 0.118, SLG: 0.032 Lee Thomas, L (8, PH) OBP: 0.250, SLG: 0.230 Steve Shea, R (9, 1)			X 0-0 6-3 ①		X 0-0 F5 ③			X 0-0 F8 ②		2 0 0 0 0 0 0 1 0 0 0 0 0 1 0 0 0 0 0 0 0

livebaseballscorecards.com

AB	29
R	0
H	3
RBI	0
BB	3
SO	7
LOB	9

Inning Stats

Inning	R	E	K	S	H	LOB	BB	P
1	0	0	2	8	1	2	1	12
2	0	0	1	5	0	0	0	5
3	0	0	0	2	0	0	1	6
4	0	0	0	3	0	1	1	7
5	0	0	0	3	0	0	0	3
6	0	0	2	7	0	0	0	7
7	0	0	1	5	0	0	0	5
8	0	0	1	6	1	1	0	6
9	0	0	0	4	1	1	0	4

1B: 3, 2B: 0, 3B: 0, HR: 0, SF: 0, SAC: 0, DP: 1, HBP: 0

WP: 0, PB: 1, SB: 0, CS: 0, PA: 32

PITCHER	IP	WLS	BF	H	R	ER	SO	BB	IBB	HBP	BLK	WP	HR	S	P	ERA	WHIP
Phil Niekro, R (1, 1) ERA: 2.6	9.0	W	32	3	0	0	7	3	0	0	0	0	0	43	55	0.00	0.667

PITCHER	IP	WLS	BF	H	R	ER	SO	BB	IBB	HBP	BLK	WP	HR	S	P	ERA	WHIP

Batter	1	2	3	4	5	6	7	8	9	AB	R	H	RBI	BB	SO	LOB
Felipe Alou, R (1, 8) OBP: 0.364, SLG: 0.436										0	0	0	0	0	0	0
Felix Millan, R (1, 4) OBP: 0.322, SLG: 0.341										0	0	0	0	0	0	0
Hank Aaron, R (1, 3) OBP: 0.352, SLG: 0.497										0	0	0	0	0	0	0
Joe Torre, R (1, 2) OBP: 0.333, SLG: 0.372										0	0	0	0	0	0	0
Tito Francona, L (1, 7) OBP: 0.391, SLG: 0.364										0	0	0	0	0	0	0
Mike Lum, L (1, 9) OBP: 0.286, SLG: 0.337										0	0	0	0	0	0	0
Marty Martinez, S (1, 5) OBP: 0.300, SLG: 0.268										0	0	0	0	0	0	0
Gil Garrido, R (1, 6) OBP: 0.174, SLG: 0.178										0	0	0	0	0	0	0
Milt Pappas, R (1, 1) OBP: 0.204, SLG: 0.200										0	0	0	0	0	0	0
Inning Stats										1B: 0 2B: 0 3B: 0 HR: 0		SF: 0 SAC: 0 DP: 0 HBP: 0				

TOP

Atlanta Braves @ Houston Astros

Astrodome, Houston, TX

Thu Sep 19 1968, 8:05 PM EDT

Att. 5,431 - Unknown

livebaseballscorecards.com

AB	0
R	0
H	0
RBI	0
BB	0
SO	0
LOB	0

WP: 0 PA: 0
PB: 0
SB: 0
CS: 0

PITCHER	IP	WLS	BF	H	R	ER	SO	BB	IBB	HBP	BLK	WP	HR	S	P	ERA	WHIP
Dave Giusti, R (1, 1) ERA: 3.02	0.0	L	0	0	0	0	0	0	0	0	0	0	0	0	0	∞	∞

PITCHER	IP	WLS	BF	H	R	ER	SO	BB	IBB	HBP	BLK	WP	HR	S	P	ERA	WHIP

Batter	1	2	3	4	5	6	7	8	9	AB	R	H	RBI	BB	SO	LOB
Denis Menke, R (1, 4) OBP: 0.325, SLG: 0.336										0	0	0	0	0	0	0
Norm Miller, L (1, 9) OBP: 0.306, SLG: 0.385										0	0	0	0	0	0	0
Jimmy Wynn, R (1, 7) OBP: 0.368, SLG: 0.449										0	0	0	0	0	0	0
Rusty Staub, L (1, 3) OBP: 0.383, SLG: 0.400										0	0	0	0	0	0	0
Doug Rader, R (1, 5) OBP: 0.320, SLG: 0.377										0	0	0	0	0	0	0
Nate Colbert, R (1, 8) OBP: 0.200, SLG: 0.184										0	0	0	0	0	0	0
Dave Adlesh, R (1, 2) OBP: 0.209, SLG: 0.217										0	0	0	0	0	0	0
Leon McFadden, R (1, 6) OBP: 0.447, SLG: 0.375										0	0	0	0	0	0	0
Dave Giusti, R (1, 1) OBP: 0.207, SLG: 0.190										0	0	0	0	0	0	0
Inning Stats										1B: 0 2B: 0 3B: 0 HR: 0		SF: 0 SAC: 0 DP: 0 HBP: 0		WP: 0 PB: 0 SB: 0 CS: 0		PA: 0

PITCHER	IP	WLS	BF	H	R	ER	SO	BB	IBB	HBP	BLK	WP	HR	S	P	ERA	WHIP
Milt Pappas, R (1, 1) ERA: 3.55	0.0	W	0	0	0	0	0	0	0	0	0	0	0	0	0	∞	∞

PITCHER	IP	WLS	BF	H	R	ER	SO	BB	IBB	HBP	BLK	WP	HR	S	P	ERA	WHIP

Atlanta Braves @ Houston Astros

Astrodome, Houston, TX

Thu Sep 19 1968, 8:05 PM EDT

Att. 5,431 - Unknown

livebaseballscorecards.com

AB	0
R	0
H	0
RBI	0
BB	0
SO	0
LOB	0

Atlanta Braves @ San Francisco Giants

Candlestick Park, San Francisco, CA

Fri Sep 20 1968, 10:05 PM EDT

Att. 5,592 - Unknown

livebaseballscorecards.com

Batter	1	2	3	4	5	6	7	8	9	AB	R	H	RBI	BB	SO	LOB
Felipe Alou, R (1, 8) OBP: 0.365, SLG: 0.440	SH5-3 1B		1-3 1-2			5-3			FC3-6 1B 1-2f	3	0	1	0	0	0	1
Ken Johnson, R (6, 1) OBP: 0.171, SLG: 0.175										0	0	0	0	0	0	0
Wayne Causey, L (9, PH) OBP: 0.223, SLG: 0.196										1	1	0	0	0	0	1
Felix Millan, R (1, 4) OBP: 0.323, SLG: 0.341	SH5-3 1-2		F7			F8			1B 1-2 1B	3	0	1	0	0	0	1
Hank Aaron, R (1, 3) OBP: 0.351, SLG: 0.494	K			F8			4-3		F9	2	0	0	0	0	1	1
Tommie Aaron, R (4, 3) OBP: 0.293, SLG: 0.309										2	0	0	0	0	0	2
Joe Torre, R (1, 2) OBP: 0.333, SLG: 0.378	3-1			K			F3		1-3 2-H 1B	2	0	0	0	0	1	1
Walt Hriniak, L (6, 2) OBP: 0.231, SLG: 0.231										2	0	1	1	0	0	0
Tito Francona, L (1, 7) OBP: 0.383, SLG: 0.355		K		K			3-1		K	4	0	0	0	0	3	2
Mike Lum, L (1, 9) OBP: 0.286, SLG: 0.333		K			F5			F5		3	0	0	0	0	1	0
Sonny Jackson, L (1, 6) OBP: 0.291, SLG: 0.278		5-3			6-3			4-3		3	0	0	0	0	0	0
Marty Martinez, S (1, 5) OBP: 0.302, SLG: 0.271			1-3 1B		F8			4-3		3	0	1	0	0	0	0
George Stone, L (1, 1) OBP: 0.357, SLG: 0.333			K			3-1			FC3-6 1B	1	0	0	0	0	1	1
Jim Britton, R (3, 1) OBP: 0.143, SLG: 0.143										0	0	0	0	0	0	0
Ralph Garr, L (6, PH) OBP: 0.400, SLG: 0.250										1	0	0	0	0	0	0
Dusty Baker Jr., R (6, 8) OBP: 0.500, SLG: 0.500										1	0	1	0	0	0	0

TOP

AB	31
R	1
H	5
RBI	1
BB	0
SO	7
LOB	10

Inning Stats	1	2	3	4	5	6	7	8	9
	R: 0 E: 0 K: 1 S: 6	H: 1 LOB: 1 BB: 0 P: 6	R: 0 E: 0 K: 2 S: 7	H: 0 LOB: 0 BB: 0 P: 7	R: 0 E: 0 K: 1 S: 6	H: 1 LOB: 1 BB: 0 P: 6	R: 0 E: 0 K: 2 S: 7	H: 0 LOB: 0 BB: 0 P: 7	R: 0 E: 0 K: 0 S: 3	H: 0 LOB: 0 BB: 0 P: 3	R: 0 E: 0 K: 0 S: 3	H: 0 LOB: 0 BB: 0 P: 3	R: 0 E: 0 K: 0 S: 3	H: 0 LOB: 0 BB: 0 P: 3	R: 1 E: 0 K: 1 S: 8	H: 3 LOB: 2 BB: 0 P: 8

1B: 5	SF: 0	WP: 0
2B: 0	SAC: 1	PB: 0
3B: 0	DP: 0	SB: 0
HR: 0	HBP: 0	CS: 0

PA: 32

PITCHER	IP	WLS	BF	H	R	ER	SO	BB	IBB	HBP	BLK	WP	HR	S	P	ERA	WHIP
Juan Marichal, R (1, 1) ERA: 2.41	9.0	W	32	5	1	1	7	0	0	0	0	0	0	46	46	1.00	0.556

PITCHER	IP	WLS	BF	H	R	ER	SO	BB	IBB	HBP	BLK	WP	HR	S	P	ERA	WHIP

BOTTOM

Atlanta Braves @ San Francisco Giants

Candlestick Park, San Francisco, CA

Fri Sep 20 1968, 10:05 PM EDT

Att. 5,592 - Unknown

livebaseballscorecards.com

Batter	1	2	3	4	5	6	7	8	9	AB	R	H	RBI	BB	SO	LOB
Bobby Bonds, R (1, 9) (4, 8) OBP: 0.348, SLG: 0.427	F1		E FC 1B	K		6-3				4	1	1	0	0	1	2
Ron Hunt, R (1, 4) OBP: 0.368, SLG: 0.290	5-3		FC BB E 2B 1-H	FC 1B 1B 3-H			F9			4	1	0	2	0	0	1
Don Mason, L (8, 4)										0	0	0	0	0	0	0
Willie Mays, R (1, 8) OBP: 0.358, SLG: 0.470	K		E1 BB 2B 1-2	L4			F5			2	0	0	0	0	1	1
Ty Cline, L (3, PR) OBP: 0.258, SLG: 0.280										2	1	0	0	0	0	2
Willie McCovey, L (1, 3) OBP: 0.377, SLG: 0.543		HR 1B	K	1-H 2-H 1B			BB			3	1	2	1	1	1	2
Jim Ray Hart, R (1, 5) OBP: 0.324, SLG: 0.446		1-H HR	1-2 2-3 2B BB		K		6-3			3	2	1	2	1	1	1
Dick Dietz, R (1, 2) OBP: 0.356, SLG: 0.401		F2	1-H 2-H 3-H 2B		4-3			F7		4	0	1	3	0	0	0
Ollie Brown, R (1, 7) (4, 9) OBP: 0.258, SLG: 0.250		K	1-3		4-3			1-3		4	0	0	0	0	1	2
Hal Lanier, R (1, 6) OBP: 0.220, SLG: 0.235		F7		2B FC 1B		6-3		K		4	1	1	0	0	1	0
Juan Marichal, R (1, 1) OBP: 0.185, SLG: 0.200			K	1-3 1B 2B		K				3	1	1	0	0	2	0
Inning Stats	R: 0 E: 0 K: 1 S: 5 H: 0 LOB: 0 BB: 0 P: 5	R: 2 E: 0 K: 1 S: 7 H: 2 LOB: 0 BB: 0 P: 7	R: 4 E: 2 K: 2 S: 11 H: 2 LOB: 2 BB: 1 P: 15	R: 2 E: 0 K: 1 S: 8 H: 3 LOB: 2 BB: 0 P: 8	R: 0 E: 0 K: 1 S: 5 H: 0 LOB: 0 BB: 0 P: 5	R: 0 E: 0 K: 1 S: 5 H: 0 LOB: 0 BB: 0 P: 5	R: 0 E: 0 K: 0 S: 3 H: 0 LOB: 1 BB: 1 P: 7	R: 0 E: 0 K: 1 S: 5 H: 0 LOB: 0 BB: 0 P: 5		1B: 4 2B: 2 3B: 0 HR: 1	SF: 0 SAC: 0 DP: 0 HBP: 0						

	AB	33
	R	8
	H	7
	RBI	8
	BB	2
	SO	8
	LOB	11

WP: 0 PB: 0 SB: 0 CS: 0 PA: 35

PITCHER		IP	WLS	BF	H	R	ER	SO	BB	IBB	HBP	BLK	WP	HR	S	P	ERA	WHIP
George Stone, L ERA: 2.91	(1, 1)	2.1	L	12	3	5	2	3	0	0	0	0	0	1	18	18	7.71	1.286
Jim Britton, R ERA: 2.9	(3, 1)	2.2		13	4	3	2	3	1	0	0	0	0	0	18	22	6.75	1.875
Ken Johnson, R ERA: 3.47	(6, 1)	3.0		10	0	0	0	2	1	0	0	0	0	0	13	17	0.00	0.333

PITCHER	IP	WLS	BF	H	R	ER	SO	BB	IBB	HBP	BLK	WP	HR	S	P	ERA	WHIP

Atlanta Braves @ San Francisco Giants

Candlestick Park, San Francisco, CA

Sat Sep 21 1968, 10:05 PM EDT

Att. 6,841 - Unknown

TOP

livebaseballscorecards.com

Batter	1	2	3	4	5	6	7	8	9	AB	R	H	RBI	BB	SO	LOB
Felipe Alou, R (1, 8) OBP: 0.366, SLG: 0.441	5-3		1B		F2			FC5-4 1B, FC, 1B		4	1	2	0	0	0	0
Felix Millan, R (1, 4) OBP: 0.324, SLG: 0.342	6-3		1-3, 1B		1-3			1-2, 2-3, FC5-4, 1B		4	0	2	0	0	0	0
Hank Aaron, R (1, 3) (8, 9) OBP: 0.351, SLG: 0.494	2B		K			K		FC5-4, L4-6, FC, 1-2f, 2-3, 3-H		4	0	1	1	0	2	4
Joe Torre, R (1, 2) OBP: 0.332, SLG: 0.377	K			FC1-5, 1B, 1B		F3		FC, 1-2, 3-H		1	0	0	0	0	1	1
Walt Hriniak, L (2, 2) OBP: 0.250, SLG: 0.250										3	0	1	1	0	0	1
Tito Francona, L (1, 7) OBP: 0.384, SLG: 0.356		G6-3, 1B		FC4-6, FC1-5, 1-2, 1B		4-3		L4-6, 2-3		4	0	2	0	0	0	2
Claude Raymond, R (8, 1) OBP: 0.143, SLG: 0.143										0	0	0	0	0	0	0
Dick Kelley, R (8, 1) OBP: 0.154, SLG: 0.043										0	0	0	0	0	0	0
Cecil Upshaw, R (9, 1) OBP: 0.208, SLG: 0.174										0	0	0	0	0	0	0
Mike Lum, L (1, 9) (8, 7) OBP: 0.282, SLG: 0.327		G6-3, 1-2f		FC1-5, FC4-6, 1-2, 2-3f			4-3		6-3	4	0	0	0	0	0	3
Sonny Jackson, L (1, 6) OBP: 0.288, SLG: 0.275		5-3		FC4-6, FC6-4, 1-2f, 2-3			1-3		K	4	0	0	0	0	1	2
Marty Martinez, S (1, 5) OBP: 0.299, SLG: 0.268			4-3	FC6-4, 1-2f			F8		4-3	4	0	0	0	0	0	2
Ron Reed, R (1, 1) OBP: 0.190, SLG: 0.213			L7		6-3			E4, 1B, FC5-4, 1B		2	0	0	0	0	0	0
Ralph Garr, L (8, PH) OBP: 0.500, SLG: 0.400										1	1	1	0	0	0	0
Deron Johnson, R (8, 3) OBP: 0.287, SLG: 0.312										0	0	0	0	0	0	0

	AB	35
	R	2
	H	9
	RBI	2
	BB	0
	SO	4
	LOB	15

Inning Stats										
	R: 0 E: 0 K: 1 S: 6	H: 1 LOB: 1 BB: 0 P: 6	R: 0 E: 0 K: 0 S: 3	H: 1 LOB: 0 BB: 0 P: 3	R: 0 E: 0 K: 1 S: 7	H: 2 LOB: 2 BB: 0 P: 7	R: 0 E: 0 K: 0 S: 5	H: 2 LOB: 2 BB: 0 P: 5	R: 0 E: 0 K: 0 S: 3	H: 0 LOB: 0 BB: 0 P: 3
	R: 0 E: 0 K: 1 S: 5	H: 0 LOB: 0 BB: 0 P: 5	R: 0 E: 0 K: 0 S: 3	H: 0 LOB: 0 BB: 0 P: 3	R: 2 E: 1 K: 0 S: 6	H: 3 LOB: 1 BB: 0 P: 6	R: 0 E: 0 K: 1 S: 5	H: 0 LOB: 0 BB: 0 P: 5	1B: 8 2B: 2 3B: 0 HR: 0	SF: 0 SAC: 0 DP: 2 HBP: 0
	WP: 0 PB: 0 SB: 0 CS: 0	PA: 35								

PITCHER		IP	WLS	BF	H	R	ER	SO	BB	IBB	HBP	BLK	WP	HR	S	P	ERA	WHIP
Gaylord Perry, R ERA: 2.45	(1, 1)	9.0	L	35	9	2	2	4	0	0	0	0	0	0	43	43	2.00	1.000

PITCHER	IP	WLS	BF	H	R	ER	SO	BB	IBB	HBP	BLK	WP	HR	S	P	ERA	WHIP

Batter	1	2	3	4	5	6	7	8	9	AB	R	H	RBI	BB	SO	LOB
Bobby Bonds, R (1, 8) (8, 9) OBP: 0.350, SLG: 0.426	5-3		5-3		FC6-4 1B 1-2 3-H			BB 1B FC1		3	0	1	1	1	0	1
Ron Hunt, R (1, 4) OBP: 0.369, SLG: 0.294	6-3			4-3 2B	FC6-4 1-2f			FC1 1-3		4	0	2	0	0	0	2
Ty Cline, L (1, 7) OBP: 0.254, SLG: 0.276	L8			L9		L4-3		FC1 1-2 3-H		4	0	0	0	0	0	3
Willie McCovey, L (1, 3) OBP: 0.377, SLG: 0.539		F7		4-3 2-3		BB G5-4-3		K		3	0	0	0	1	1	3
Jim Ray Hart, R (1, 5) OBP: 0.321, SLG: 0.442		6-3		F5		G5-4-3 1-2f			K	4	0	0	0	0	1	2
Dick Dietz, R (1, 2) OBP: 0.355, SLG: 0.402		K			2B 4-3 1B		6-3		K	4	1	1	0	0	2	0
Dave Marshall, L (1, 9) Willie Mays, R (8, 8) OBP: 0.335, SLG: 0.323 OBP: 0.358, SLG: 0.469			F8		4-3 2-3		4-3		F8	3 1	0 0	0 0	0 0	0 0	0 0	1 0
Hal Lanier, R (1, 6) OBP: 0.221, SLG: 0.236			SH1 1B		E3 1B		F2			3	0	1	0	0	0	1
Gaylord Perry, R (1, 1) OBP: 0.128, SLG: 0.109			SH1 1-2		F6			K		2	0	0	0	0	1	2
Inning Stats	R: 0 H: 0 E: 0 LOB: 0 K: 0 BB: 0 S: 3 P: 3	R: 0 H: 0 E: 0 LOB: 0 K: 1 BB: 0 S: 5 P: 5	R: 0 H: 1 E: 0 LOB: 1 K: 0 BB: 0 S: 4 P: 4	R: 0 H: 1 E: 0 LOB: 1 K: 0 BB: 0 S: 4 P: 4	R: 1 H: 2 E: 1 LOB: 2 K: 0 BB: 0 S: 6 P: 6	R: 0 H: 0 E: 0 LOB: 0 K: 0 BB: 1 S: 2 P: 6	R: 0 H: 0 E: 0 LOB: 0 K: 0 BB: 0 S: 3 P: 3	R: 0 H: 1 E: 0 LOB: 2 K: 2 BB: 1 S: 8 P: 12	R: 0 H: 0 E: 0 LOB: 0 K: 2 BB: 0 S: 7 P: 7	1B: 3 SF: 0 2B: 2 SAC: 1 3B: 0 DP: 1 HR: 0 HBP: 0						WP: 0 PA: 34 PB: 0 SB: 0 CS: 0

PITCHER		IP	WLS	BF	H	R	ER	SO	BB	IBB	HBP	BLK	WP	HR	S	P	ERA	WHIP
Ron Reed, R ERA: 3.36	(1, 1)	7.0	W	26	4	1	0	1	1	0	0	0	0	0	27	31	0.00	0.714
Claude Raymond, R ERA: 2.98	(8, 1)	0.2		4	1	0	0	1	1	0	0	0	0	0	5	9	0.00	3.000
Dick Kelley, L ERA: 2.69	(8, 1)	0.1		1	0	0	0	1	0	0	0	0	0	0	3	3	0.00	0.000
Cecil Upshaw, R ERA: 2.26	(9, 1)	1.0	S	3	0	0	0	2	0	0	0	0	0	0	7	7	0.00	0.000

PITCHER	IP	WLS	BF	H	R	ER	SO	BB	IBB	HBP	BLK	WP	HR	S	P	ERA	WHIP

BOTTOM

Atlanta Braves @ San Francisco Giants

Candlestick Park, San Francisco, CA

Sat Sep 21 1968, 10:05 PM EDT

Att. 6,841 - Unknown

livebaseballscorecards.com

AB	31
R	1
H	5
RBI	1
BB	2
SO	5
LOB	15

Batter	1	2	3	4	5	6	7	8	9	AB	R	H	RBI	BB	SO	LOB
Felipe Alou, R (1, 8) OBP: 0.364, SLG: 0.439	1-3		6-3		K			6-3		3	0	0	0	0	1	0
Dusty Baker Jr., R (5, 8) OBP: 0.400, SLG: 0.400										1	0	0	0	0	0	0
Felix Millan, R (1, 4) OBP: 0.322, SLG: 0.340	G3		1-3			6-3			F4	4	0	0	0	0	0	0
Hank Aaron, R (1, 3) OBP: 0.351, SLG: 0.498	HR		F6			6-3			1B	3	1	1	1	0	0	0
Tommie Aaron, R (6, 3) OBP: 0.295, SLG: 0.311										1	0	1	0	0	0	0
Tito Francona, L (1, 7) OBP: 0.380, SLG: 0.352	F5			F7		F9			K	4	0	0	0	0	1	1
Mike Lum, L (1, 9) OBP: 0.281, SLG: 0.326		WP, 1B, 1B		F9			1-3		F2	4	1	1	0	0	0	1
Walt Hriniak, L (1, 2) OBP: 0.316, SLG: 0.316		1-H, 1B		1B			F8			3	0	2	1	0	0	0
Sonny Jackson, L (1, 6) OBP: 0.286, SLG: 0.272		F8		F7			F9			3	0	0	0	0	0	2
Marty Martinez, S (1, 5) OBP: 0.296, SLG: 0.265		F8			F9			F3		3	0	0	0	0	0	1
Pat Jarvis, R (1, 1) OBP: 0.186, SLG: 0.171		6-3			F7			F4		1	0	0	0	0	0	1
Jim Britton, R (4, 1) OBP: 0.143, SLG: 0.143										0	0	0	0	0	0	0
Ralph Garr, L (5, PH) OBP: 0.429, SLG: 0.333										1	0	0	0	0	0	0
Dick Kelley, R (5, 1) OBP: 0.154, SLG: 0.043										0	0	0	0	0	0	0
Bob Johnson, R (8, PH) OBP: 0.302, SLG: 0.300										1	0	0	0	0	0	0
Rick Kester, R (8, 1)										0	0	0	0	0	0	0
Inning Stats	R: 1 E: 0 K: 0 S: 4 H: 1 LOB: 0 BB: 0 P: 4	R: 1 E: 0 K: 0 S: 5 H: 2 LOB: 1 BB: 0 P: 5	R: 0 E: 0 K: 0 S: 3 H: 0 LOB: 0 BB: 0 P: 3	R: 0 E: 0 K: 0 S: 4 H: 1 LOB: 1 BB: 0 P: 4	R: 0 E: 0 K: 1 S: 5 H: 0 LOB: 0 BB: 0 P: 5	R: 0 E: 0 K: 0 S: 3 H: 0 LOB: 0 BB: 0 P: 3	R: 0 E: 0 K: 0 S: 3 H: 0 LOB: 0 BB: 0 P: 3	R: 0 E: 0 K: 0 S: 3 H: 0 LOB: 0 BB: 0 P: 3	R: 0 E: 0 K: 1 S: 6 H: 1 LOB: 1 BB: 0 P: 6	1B: 4 2B: 0 3B: 0 HR: 1 SF: 0 SAC: 0 DP: 0 HBP: 0						

PITCHER	IP	WLS	BF	H	R	ER	SO	BB	IBB	HBP	BLK	WP	HR	S	P	ERA	WHIP
Bobby Bolin, R (1, 1) ERA: 1.96	9.0	W	32	5	2	2	2	0	0	0	0	1	1	36	36	2.00	0.556

PITCHER	IP	WLS	BF	H	R	ER	SO	BB	IBB	HBP	BLK	WP	HR	S	P	ERA	WHIP

Atlanta Braves @ San Francisco Giants

Candlestick Park, San Francisco, CA

Sun Sep 22 1968, 6:33 AM EDT

Att. 29,457 - Unknown

TOP

livebaseballscorecards.com

AB	32
R	2
H	5
RBI	2
BB	0
SO	2
LOB	6

PA: 32

WP: 2
PB: 0
SB: 0
CS: 0

Batter	1	2	3	4	5	6	7	8	9	AB	R	H	RBI	BB	SO	LOB
Bobby Bonds, R (1, 9) (7, 8) OBP: 0.348, SLG: 0.422	4-3		BB 1B 1B	F9	F6		5-3			5	1	1	0	0	0	2
Don Mason, L (1, 4) OBP: 0.429, SLG: 0.333	F3		HR BB	S 1B 1B		BB 3B 1B		K		4	3	2	1	1	1	0
Willie Mays, R (1, 8) OBP: 0.362, SLG: 0.474 Ollie Brown, R (7, 9) OBP: 0.255, SLG: 0.247	2B		HR 1B	2B 1B		3B BB		K		3 1	3 0	3 0	2 0	1 0	0 1	0 0
Willie McCovey, L (1, 3) OBP: 0.377, SLG: 0.546	F9		HR	1B 2B		F9		F9		5	2	2	4	0	0	3
Jim Ray Hart, R (1, 5) OBP: 0.323, SLG: 0.447 Jim Davenport, R (7, 5) OBP: 0.292, SLG: 0.247		K	5-3	1B		3B				4 0	0 0	2 0	3 0	0 0	1 0	0 0
Dick Dietz, R (1, 2) OBP: 0.350, SLG: 0.397		K	K	K		1-3				4	0	0	0	0	3	2
Dave Marshall, L (1, 7) OBP: 0.333, SLG: 0.317		E BB	K	K		6-3				3	0	0	0	1	2	1
Hal Lanier, R (1, 6) OBP: 0.225, SLG: 0.240		E8 1B		S 1B 1B	SH1 1B		F7			4	1	3	0	0	0	0
Bobby Bolin, R (1, 1) OBP: 0.161, SLG: 0.078		F6		K	SH1		5-3			3	0	0	0	0	1	3
Inning Stats	R: 0 H: 1 E: 0 LOB: 1 K: 0 BB: 0 S: 4 P: 4	R: 0 H: 1 E: 1 LOB: 2 K: 2 BB: 1 S: 8 P: 12	R: 4 H: 3 E: 0 LOB: 0 K: 2 BB: 1 S: 10 P: 14	R: 4 H: 5 E: 0 LOB: 1 K: 2 BB: 0 S: 12 P: 12	R: 0 H: 1 E: 0 LOB: 1 K: 1 BB: 0 S: 6 P: 6	R: 2 H: 2 E: 0 LOB: 1 K: 0 BB: 1 S: 5 P: 9	R: 0 H: 0 E: 0 LOB: 0 K: 0 BB: 0 S: 3 P: 3	R: 0 H: 0 E: 0 LOB: 0 K: 2 BB: 0 S: 7 P: 7		1B: 9 SF: 0 2B: 2 SAC: 1 3B: 1 DP: 0 HR: 1 HBP: 0						WP: 0 PA: 40 PB: 0 SB: 2 CS: 0

PITCHER		IP	WLS	BF	H	R	ER	SO	BB	IBB	HBP	BLK	WP	HR	S	P	ERA	WHIP
Pat Jarvis, R ERA: 2.54	(1, 1)	3.2	L	20	7	6	6	5	2	0	0	0	0	1	28	36	14.73	2.455
Jim Britton, R ERA: 3.09	(4, 1)	0.1		4	3	2	2	1	0	0	0	0	0	0	6	6	54.00	9.000
Dick Kelley, L ERA: 2.79	(5, 1)	3.0		13	3	2	2	1	1	0	0	0	0	0	14	18	6.00	1.333
Rick Kester, R ERA: 5.68	(8, 1)	1.0		3	0	0	0	2	0	0	0	0	0	0	7	7	0.00	0.000

PITCHER	IP	WLS	BF	H	R	ER	SO	BB	IBB	HBP	BLK	WP	HR	S	P	ERA	WHIP

BOTTOM

Atlanta Braves @ San Francisco Giants

Candlestick Park, San Francisco, CA

Sun Sep 22 1968, 6:33 AM EDT

Att. 29,457 - Unknown

livebaseballscorecards.com

AB	36
R	10
H	13
RBI	10
BB	3
SO	9
LOB	11

TOP

New York Mets @ Atlanta Braves

Atlanta Stadium, Atlanta, GA

Tue Sep 24 1968, 7:05 PM EDT

Att. 3,058 - Unknown

livebaseballscorecards.com

Batter	1	2	3	4	5	6	7	8	9	AB	R	H	RBI	BB	SO	LOB
Ken Boswell, L (1, 4) OBP: 0.305, SLG: 0.348	E 1B 1B	F9			K		1-2 1B			4	1	2	0	0	1	1
Cleon Jones, R (1, 7) OBP: 0.336, SLG: 0.442	1B 1-H 1B 1B		1B SF9 2B		F8		K			4	2	2	1	0	1	2
Art Shamsky, L (1, 3) OBP: 0.283, SLG: 0.408	1-3 1B		2-3 1B		F9			F8		4	0	2	0	0	0	0
Ed Charles, R (1, 5) OBP: 0.332, SLG: 0.443	G6-4-3 3-H 1B		F3			5-3		HR		4	1	2	2	0	0	2
J.C. Martin, L (1, 2) OBP: 0.300, SLG: 0.322	F9		SF9 3-H			L8		F9		3	0	0	1	0	0	2
Ron Swoboda, R (1, 9) OBP: 0.319, SLG: 0.361	G6-4-3 1-2f		K			5-3		K		4	0	0	0	0	2	3
Tommie Agee, R (1, 8) OBP: 0.255, SLG: 0.309		S 1B		E5 G5-4-3			6-3		4-3	4	0	1	0	0	0	0
Bob Heise, R (1, 6) OBP: 0.250, SLG: 0.143		P4 1-2		G5-4-3 1-2f			FC4-6 1B		P4	4	0	1	0	0	0	2
Jerry Koosman, R (1, 1) OBP: 0.111, SLG: 0.126 Larry Stahl, L (7, PH) OBP: 0.310, SLG: 0.344 Dick Selma, R (7, 1) OBP: 0.207, SLG: 0.241 Cal Koonce, R (7, 1) Mike Jorgensen, L (9, PH) OBP: 0.154, SLG: 0.231		K		4-3			FC4-6 1B 1-2f		4-3	2 1 0 0 1	0 0 0 0 0	0 0 0 0 0	0 0 0 0 0	0 0 0 0 0	1 0 0 0 0	1 1 0 0 0

	AB	35
	R	4
	H	10
	RBI	4
	BB	0
	SO	5
	LOB	14

Inning Stats	1	2	3	4	5	6	7	8	9	1B: 8	SF: 1	WP: 0	PA: 36
R	2	0	1	0	0	0	0	1	0	2B: 1	SAC: 0	PB: 0	
E	1	0	0	1	0	0	0	0	0	3B: 0	DP: 2	SB: 1	
K	0	1	1	0	1	0	1	0	0	HR: 1	HBP: 0	CS: 0	
S	6	6	7	3	5	3	7	6	3				
H	4	1	2	0	0	0	2	1	0				
LOB	1	1	1	0	0	0	2	0	0				
BB	0	0	0	0	0	0	0	0	0				
P	6	6	7	3	5	3	7	6	3				

PITCHER	IP	WLS	BF	H	R	ER	SO	BB	IBB	HBP	BLK	WP	HR	S	P	ERA	WHIP
Phil Niekro, R (1, 1) ERA: 2.65	9.0	W	36	10	4	4	5	0	0	0	0	0	1	46	46	4.00	1.111

PITCHER	IP	WLS	BF	H	R	ER	SO	BB	IBB	HBP	BLK	WP	HR	S	P	ERA	WHIP

New York Mets @ Atlanta Braves

Atlanta Stadium, Atlanta, GA

Tue Sep 24 1968, 7:05 PM EDT

Att. 3,058 - Unknown

BOTTOM

Batter	1	2	3	4	5	6	7	8	9	AB	R	H	RBI	BB	SO	LOB
Felipe Alou, R (1, 8) OBP: 0.365, SLG: 0.437	F9		1-3	IBB		6-3 2-3		SH1-4 1B		4	0	1	0	1	0	1
Felix Millan, R (1, 4) OBP: 0.323, SLG: 0.341	HR 1B		K	P4		CS 3-H 1B		SH1-4 1-2		4	1	2	1	0	1	3
Hank Aaron, R (1, 9) OBP: 0.352, SLG: 0.500	F3		FC6-4 1B		P3	CS 1-2	1B S 2B	IBB		4	1	2	0	1	0	1
Deron Johnson, R (1, 3) OBP: 0.288, SLG: 0.320	1-H HR		FC6-4 1-2f		G3 1B BB		K	P3		4	2	1	2	1	1	4
Tommie Aaron, R (1, 7) OBP: 0.301, SLG: 0.318 Mike Lum, L (8, 7) OBP: 0.280, SLG: 0.324	FC5-4 1B			1B HBP SF9 1B	G3 1-2		E S SH4 2-3 1B	L7		4 1	2 0	3 0	0 0	0 0	0 0	1 2
Bob Tillman, R (1, 2) OBP: 0.277, SLG: 0.300	FC5-4 1-2f			SH3-4 1B 1-2 HBP	2-H 1B			SH4 1-3 3-H BB		2	0	1	1	1	0	1
Marty Martinez, S (1, 5) OBP: 0.297, SLG: 0.266		K		SH3-4 1-2 2-3 1B	G3		SH4 1-2 3-H			3	0	1	1	0	1	1
Gil Garrido, R (1, 6) OBP: 0.204, SLG: 0.196		F9		SF9 3-H		6-3 SH3-4 1B 1B	FC5-4 IBB			2	1	1	1	1	0	0
Phil Niekro, R (1, 1) OBP: 0.108, SLG: 0.203		F2		SH3-4 1-2 2-3		SH3-4 1-2	FC5-4 1-2f			2	0	0	0	0	0	2
Inning Stats	R: 2 E: 0 K: 0 S: 6 H: 3 LOB: 1 BB: 0 P: 6	R: 0 E: 0 K: 1 S: 5 H: 0 LOB: 0 BB: 0 P: 5	R: 0 E: 0 K: 1 S: 6 H: 1 LOB: 1 BB: 0 P: 6	R: 1 E: 0 K: 0 S: 5 H: 2 LOB: 3 BB: 1 P: 10	R: 1 E: 0 K: 0 S: 4 H: 1 LOB: 1 BB: 1 P: 8	R: 1 E: 0 K: 0 S: 4 H: 2 LOB: 0 BB: 0 P: 4	R: 2 E: 0 K: 1 S: 7 H: 2 LOB: 2 BB: 2 P: 15	R: 0 E: 0 K: 0 S: 4 H: 1 LOB: 2 BB: 1 P: 8		1B: 10 2B: 1 3B: 0 HR: 1 SF: 1 SAC: 4 DP: 0 HBP: 1						

livebaseballscorecards.com

AB	30
R	7
H	12
RBI	6
BB	5
SO	3
LOB	16

WP: 0 PA: 42
PB: 0
SB: 2
CS: 1

PITCHER		IP	WLS	BF	H	R	ER	SO	BB	IBB	HBP	BLK	WP	HR	S	P	ERA	WHIP
Jerry Koosman, L ERA: 2.12	(1, 1)	6.0	L	29	9	5	5	2	1	1	1	0	0	1	30	39	7.50	1.667
Dick Selma, R ERA: 2.75	(7, 1)	0.1		4	2	2	1	1	1	0	0	0	0	0	5	9	27.00	9.000
Cal Koonce, R ERA: 1.98	(7, 1)	1.2		8	1	0	0	0	0	2	0	0	0	0	6	14	0.00	0.600

PITCHER	IP	WLS	BF	H	R	ER	SO	BB	IBB	HBP	BLK	WP	HR	S	P	ERA	WHIP

Batter	1	2	3	4	5	6	7	8	9	AB	R	H	RBI	BB	SO	LOB
Ken Boswell, L (1, 4) OBP: 0.301, SLG: 0.343	F2	F8			F9		K			4	0	0	0	0	1	2
Cleon Jones, R (1, 7) OBP: 0.339, SLG: 0.448	2B		4-3 SF7 2B		6-3			E6 1B 1B		4	2	3	0	0	0	0
Art Shamsky, L (1, 3) OBP: 0.286, SLG: 0.409	F9		4-3 2-3		WP 1B			G5-4-3 3-H 1B		4	0	2	1	0	0	2
Ed Charles, R (1, 5) OBP: 0.328, SLG: 0.439	K		SF7 3-H		F7 1-3			G5-4-3 1-2f		3	0	0	1	0	1	3
J.C. Martin, L (1, 2) OBP: 0.300, SLG: 0.321		G4-6-3 1B 1B	4-3			F8		K		4	1	1	0	0	1	0
Ron Swoboda, R (1, 9) OBP: 0.320, SLG: 0.362		G4-6-3 1-2 1B		L8		G5-4-3 1B			K	4	0	2	0	0	1	0
Tommie Agee, R (1, 8) OBP: 0.257, SLG: 0.311		G4-6-3 1-2f 2-3		5-3 1B		G5-4-3 1-2f			6-3 WP 1B	4	0	2	0	0	0	3
Bob Heise, R (1, 6) OBP: 0.250, SLG: 0.182		1B 3-H 1B		5-3 1-2			F8		6-3 1-3	4	0	1	1	0	0	2
Tom Seaver, R (1, 1) OBP: 0.179, SLG: 0.174		1-2 1B		P4			K			3	0	1	0	0	1	1
Inning Stats	R: 0 E: 0 K: 1 S: 6 / H: 1 LOB: 1 BB: 0 P: 6	R: 1 E: 0 K: 0 S: 6 / H: 4 LOB: 2 BB: 0 P: 6	R: 1 E: 0 K: 0 S: 4 / H: 1 LOB: 0 BB: 0 P: 4	R: 0 E: 0 K: 0 S: 4 / H: 1 LOB: 1 BB: 0 P: 4	R: 0 E: 0 K: 0 S: 4 / H: 1 LOB: 1 BB: 0 P: 4	R: 0 E: 0 K: 0 S: 3 / H: 1 LOB: 0 BB: 0 P: 3	R: 0 E: 0 K: 2 S: 7 / H: 0 LOB: 0 BB: 0 P: 7	R: 1 E: 1 K: 1 S: 6 / H: 2 LOB: 0 BB: 0 P: 6	R: 0 E: 0 K: 1 S: 5 / H: 1 LOB: 0 BB: 0 P: 5	1B: 10 2B: 2 3B: 0 HR: 0	SF: 1 SAC: 0 DP: 3 HBP: 0			WP: 3 PB: 0 SB: 0 CS: 0	PA: 35		

New York Mets @ Atlanta Braves

Atlanta Stadium, Atlanta, GA

Wed Sep 25 1968, 7:05 PM EDT

Att. 2,639 - Unknown

TOP

livebaseballscorecards.com

AB	34
R	3
H	12
RBI	3
BB	0
SO	5
LOB	13

PITCHER		IP	WLS	BF	H	R	ER	SO	BB	IBB	HBP	BLK	WP	HR	S	P	ERA	WHIP
Milt Pappas, R ERA: 3.47	(1, 1)	6.0	L	25	9	2	2	1	0	0	0	0	1	0	27	27	3.00	1.500
Claude Raymond, R ERA: 2.83	(7, 1)	3.0		10	3	1	0	4	0	0	0	0	1	0	18	18	0.00	1.000

PITCHER	IP	WLS	BF	H	R	ER	SO	BB	IBB	HBP	BLK	WP	HR	S	P	ERA	WHIP

New York Mets @ Atlanta Braves

Atlanta Stadium, Atlanta, GA

Wed Sep 25 1968, 7:05 PM EDT

Att. 2,639 - Unknown

BOTTOM

Batter	1	2	3	4	5	6	7	8	9	AB	R	H	RBI	BB	SO	LOB
Felipe Alou, R (1, 8) OBP: 0.363, SLG: 0.435	K		F7			F8			6-3	4	0	0	0	0	1	0
Felix Millan, R (1, 4) OBP: 0.323, SLG: 0.341	1B S 1B		F3			5-3			K	4	0	1	0	0	1	0
Hank Aaron, R (1, 3) OBP: 0.351, SLG: 0.497	P5 1-2			P4			6-3			3	0	0	0	0	0	1
Tito Francona, L (1, 7) OBP: 0.379, SLG: 0.352	S 1B 2-3			5-3			6-3			3	0	1	0	0	0	0
Mike Lum, L (1, 9) OBP: 0.276, SLG: 0.320	K 1-2			F7			F7			3	0	0	0	0	1	2
Walt Hriniak, L (1, 2) OBP: 0.318, SLG: 0.318		6-3			F7			G4-6-3 1B		3	0	1	0	0	0	0
Sonny Jackson, L (1, 6) OBP: 0.283, SLG: 0.270		4-3			5-3			G4-6-3 1-2f		3	0	0	0	0	0	1
Marty Martinez, S (1, 5) OBP: 0.294, SLG: 0.264		P4			1-3			4-3		3	0	0	0	0	0	0
Milt Pappas, R (1, 1) OBP: 0.193, SLG: 0.189			5-3			F7			P6	1	0	0	0	0	0	0
Ralph Garr, L (6, PH) OBP: 0.375, SLG: 0.286										1	0	0	0	0	0	0
Claude Raymond, R (7, 1) OBP: 0.143, SLG: 0.143										0	0	0	0	0	0	0
Tommie Aaron, R (9, PH) OBP: 0.300, SLG: 0.317										1	0	0	0	0	0	0

Inning Stats	1	2	3	4	5	6	7	8	9
	R: 0 H: 2 E: 0 LOB: 2 K: 2 BB: 0 S: 9 P: 9	R: 0 H: 0 E: 0 LOB: 0 K: 0 BB: 0 S: 3 P: 3	R: 0 H: 0 E: 0 LOB: 0 K: 0 BB: 0 S: 3 P: 3	R: 0 H: 0 E: 0 LOB: 0 K: 0 BB: 0 S: 3 P: 3	R: 0 H: 0 E: 0 LOB: 0 K: 0 BB: 0 S: 3 P: 3	R: 0 H: 0 E: 0 LOB: 0 K: 0 BB: 0 S: 3 P: 3	R: 0 H: 0 E: 0 LOB: 0 K: 0 BB: 0 S: 3 P: 3	R: 0 H: 1 E: 0 LOB: 0 K: 0 BB: 0 S: 3 P: 3	R: 0 H: 0 E: 0 LOB: 0 K: 1 BB: 0 S: 5 P: 5

1B: 3 SF: 0 WP: 0 PA: 29
2B: 0 SAC: 0 PB: 0
3B: 0 DP: 1 SB: 2
HR: 0 HBP: 0 CS: 0

PITCHER	IP	WLS	BF	H	R	ER	SO	BB	IBB	HBP	BLK	WP	HR	S	P	ERA	WHIP
Tom Seaver, R (1, 1) ERA: 2.13	9.0	W	29	3	0	0	3	0	0	0	0	0	0	35	35	0.00	0.333

PITCHER	IP	WLS	BF	H	R	ER	SO	BB	IBB	HBP	BLK	WP	HR	S	P	ERA	WHIP

AB	29
R	0
H	3
RBI	0
BB	0
SO	3
LOB	4

livebaseballscorecards.com

Los Angeles Dodgers @ Atlanta Braves

Atlanta Stadium, Atlanta, GA

Fri Sep 27 1968, 7:05 PM EDT

Att. 3,609 - Unknown

TOP

Batter	1	2	3	4	5	6	7	8	9	AB	R	H	RBI	BB	SO	LOB
Willie Crawford, L (1, 7) OBP: 0.335, SLG: 0.401	F8 SF7 2B		HBP FC6-4		E4 FC4		4-3		F6	4	1	1	0	0	0	1
Willie Davis, L (1, 8) OBP: 0.285, SLG: 0.353	F8 2-3		FC6-4 2B 1-2f		FC4 S 1-2f		3-1		3B 1B 1-3	5	2	1	0	0	0	3
Tom Haller, L (1, 2) OBP: 0.349, SLG: 0.394	SF7 3-H		FC6-5-6 2B 1-H		IBB 1-2		K		1B 3B 1-H 3-H	3	1	2	4	1	1	0
Len Gabrielson, L (1, 9) OBP: 0.338, SLG: 0.429 Ted Savage, R (6, 9) OBP: 0.269, SLG: 0.313 Ron Fairly, L (9, PH) OBP: 0.301, SLG: 0.299 Luis Alcaraz, R (9, 4) OBP: 0.217, SLG: 0.217	BB		FC6-5-6 1B 2-3		F4			G5-4-3 BB	BB 1B 3-H	2 0 1 0	0 0 0 0	0 0 1 0	0 0 1 0	1 1 0 0	0 0 0 0	3 0 0 0
Bill Sudakis, S (1, 5) OBP: 0.398, SLG: 0.500	K		1B 1-2		4-3			G5-4-3 1-2f	FC4-6 BB 1-2	4	0	1	0	1	1	4
Jim Lefebvre, S (1, 4) OBP: 0.305, SLG: 0.345 Bart Shirley, R (8, PR) OBP: 0.269, SLG: 0.217 (8, 4) Ken Boyer, R (9, PH) OBP: 0.303, SLG: 0.377 Jack Billingham, R (9, 1)		L6	F8			F7		BB 1B 1B	K	4 0 1 0	0 0 0 0	1 0 0 0	0 0 0 0	0 0 1 0	0 0 0 0	2 0 2 0
Wes Parker, S (1, 3) OBP: 0.309, SLG: 0.312		E3		G3		1B		BB 1B 1-2	FC4-6 1-2f	4	0	1	0	1	0	2
Paul Popovich, S (1, 6) OBP: 0.276, SLG: 0.266		P6		P2-3		F2		1B 1-2 2-H		4	0	1	0	0	0	2
Claude Osteen, L (1, 1) OBP: 0.198, SLG: 0.214 Jim Brewer, L (8, 1) OBP: 0.222, SLG: 0.222 Jim Fairey, L (9, PH) OBP: 0.228, SLG: 0.273 (9, 9)		F5		F7		F8			1B 3B 1B	3 0 1	0 0 1	0 0 1	0 0 0	0 0 0	0 0 0	2 0 0
Inning Stats	R: 1 E: 0 K: 1 S: 6 H: 1 LOB: 1 BB: 1 P: 10	R: 0 E: 1 K: 0 S: 4 H: 0 LOB: 1 BB: 0 P: 4	R: 1 E: 0 K: 0 S: 5 H: 2 LOB: 2 BB: 0 P: 6	R: 0 E: 0 K: 0 S: 3 H: 0 LOB: 0 BB: 0 P: 3	R: 0 E: 1 K: 0 S: 4 H: 0 LOB: 2 BB: 1 P: 8	R: 0 E: 0 K: 0 S: 4 H: 1 LOB: 1 BB: 0 P: 4	R: 0 E: 0 K: 1 S: 5 H: 0 LOB: 0 BB: 0 P: 5	R: 0 E: 0 K: 0 S: 3 H: 2 LOB: 2 BB: 2 P: 11	R: 3 E: 0 K: 1 S: 9 H: 4 LOB: 2 BB: 1 P: 13	1B: 7 2B: 2 3B: 1 HR: 0	SF: 1 SAC: 0 DP: 1 HBP: 1						

	AB	36
	R	5
	H	10
	RBI	5
	BB	5
	SO	3
	LOB	21

WP: 0 PB: 0 SB: 1 CS: 0 PA: 43

livebaseballscorecards.com

PITCHER		IP	WLS	BF	H	R	ER	SO	BB	IBB	HBP	BLK	WP	HR	S	P	ERA	WHIP
Ron Reed, R ERA: 3.35	(1, 1)	6.0		27	4	2	2	1	1	1	1	0	0	0	26	35	3.00	0.833
Dick Kelley, L ERA: 2.75	(7, 1)	1.2		7	1	0	0	1	2	0	0	0	0	0	7	15	0.00	1.800
Cecil Upshaw, R ERA: 2.47	(8, 1)	1.1	L	9	5	3	3	1	1	0	0	0	0	0	10	14	20.25	4.500

PITCHER	IP	WLS	BF	H	R	ER	SO	BB	IBB	HBP	BLK	WP	HR	S	P	ERA	WHIP

Batter	1	2	3	4	5	6	7	8	9	AB	R	H	RBI	BB	SO	LOB
Felipe Alou, R (1, 8) OBP: 0.365, SLG: 0.437	F8			1B		1-H 1B 2B		G1-2-3 IBB		3	1	2	1	1	0	0
Felix Millan, R (1, 4) OBP: 0.322, SLG: 0.340	P6-3			F2		2-H 1B		G1-2-3 1-2 2-3 3-Hf		4	0	1	1	0	0	4
Hank Aaron, R (1, 9) OBP: 0.352, SLG: 0.496	F4			F7		P6-4-3 IBB		IBB		2	0	0	0	2	0	1
Deron Johnson, R (1, 3) OBP: 0.285, SLG: 0.317		P6-3		P6-3		P6-4-3 1-2f		K		4	0	0	0	0	1	6
Tommie Aaron, R (1, 7) OBP: 0.296, SLG: 0.312		5-3			5-3		4-3		K	4	0	0	0	0	1	0
Bob Tillman, R (1, 2) OBP: 0.278, SLG: 0.300		F2			8-3 1B		K		K	3	0	1	0	0	1	0
Cecil Upshaw, R (8, 1) OBP: 0.208, SLG: 0.174										0	0	0	0	0	0	0
Tito Francona, L (9, PH) OBP: 0.379, SLG: 0.351										1	0	0	0	0	1	0
Marty Martinez, S (1, 5) OBP: 0.291, SLG: 0.261			P6-3		8-3 1-2f		P6-3		F9	4	0	0	0	0	0	1
Gil Garrido, R (1, 6) OBP: 0.228, SLG: 0.208			5-3			FC4-6 1B		E 1B G1-2-3 BB		2	0	1	0	1	0	0
Ron Reed, R (1, 1) OBP: 0.188, SLG: 0.210			G3			FC4-6 1-2f		E7 G1-2-3 1-3		1	0	0	0	0	0	0
Bob Johnson, R (6, PH) OBP: 0.300, SLG: 0.299										1	1	0	0	0	0	1
Dick Kelley, R (7, 1) OBP: 0.154, SLG: 0.043										0	0	0	0	0	0	0
Walt Hriniak, L (8, 2) OBP: 0.348, SLG: 0.348										1	0	1	0	0	0	0
Inning Stats	R: 0 E: 0 K: 0 S: 3 H: 0 LOB: 0 BB: 0 P: 3	R: 0 E: 0 K: 0 S: 3 H: 0 LOB: 0 BB: 0 P: 3	R: 0 E: 0 K: 0 S: 3 H: 0 LOB: 0 BB: 0 P: 3	R: 0 E: 0 K: 0 S: 4 H: 1 LOB: 1 BB: 0 P: 4	R: 0 E: 0 K: 0 S: 3 H: 1 LOB: 0 BB: 0 P: 3	R: 2 E: 0 K: 0 S: 5 H: 3 LOB: 1 BB: 1 P: 9	R: 0 E: 0 K: 1 S: 5 H: 0 LOB: 0 BB: 0 P: 5	R: 0 E: 1 K: 1 S: 5 H: 1 LOB: 3 BB: 3 P: 17	R: 0 E: 0 K: 2 S: 7 H: 0 LOB: 0 BB: 0 P: 7	1B: 5 2B: 2 3B: 0 HR: 0	SF: 0 SAC: 0 DP: 3 HBP: 0						

PITCHER	IP	WLS	BF	H	R	ER	SO	BB	IBB	HBP	BLK	WP	HR	S	P	ERA	WHIP
Claude Osteen, L (1, 1) ERA: 3.08	7.0		27	6	2	2	1	1	1	0	0	0	0	27	35	2.57	1.000
Jim Brewer, L (8, 1) ERA: 2.52	1.0	W	4	0	0	0	1	0	2	0	0	0	0	4	12	0.00	0.000
Jack Billingham, R (9, 1) ERA: 2.08	1.0	S	3	0	0	0	2	0	0	0	0	0	0	7	7	0.00	0.000

PITCHER	IP	WLS	BF	H	R	ER	SO	BB	IBB	HBP	BLK	WP	HR	S	P	ERA	WHIP

BOTTOM

Los Angeles Dodgers @ Atlanta Braves

Atlanta Stadium, Atlanta, GA

Fri Sep 27 1968, 7:05 PM EDT

Att. 3,609 - Unknown

livebaseballscorecards.com

AB	30
R	2
H	6
RBI	2
BB	4
SO	4
LOB	13

1B: 5	SF: 0	WP: 0	PA: 34
2B: 2	SAC: 0	PB: 0	
3B: 0	DP: 3	SB: 0	
HR: 0	HBP: 0	CS: 0	

Batter	1	2	3	4	5	6	7	8	9	AB	R	H	RBI	BB	SO	LOB
Willie Crawford, L (1, 7) OBP: 0.337, SLG: 0.404	F7		K		BB		K		1B 2B	4	1	1	1	1	2	1
Willie Davis, L (1, 8) OBP: 0.284, SLG: 0.352	K		F8		F8			F9	1B 1B	5	1	1	1	0	1	3
Bill Sudakis, S (1, 5) OBP: 0.398, SLG: 0.494	3-1			F8	K			BB 1B	1B	5	0	2	1	0	1	3
Tom Haller, L (1, 2) OBP: 0.347, SLG: 0.391		1B 1B		F8		1-3		K	F8	5	0	1	0	0	1	1
Jim Lefebvre, S (1, 4) OBP: 0.304, SLG: 0.344		K		4-3		F6		BB 1B		4	0	1	0	0	1	1
Bart Shirley, R (9, 4) OBP: 0.269, SLG: 0.217										0	0	0	0	0	0	0
Wes Parker, S (1, 3) OBP: 0.311, SLG: 0.313		K			E 1B 1B	F9		BB		3	1	1	0	1	1	1
Paul Popovich, S (1, 6) OBP: 0.278, SLG: 0.268		1-2 1B			E5 1B 1-3 1B		P7	P7		4	0	2	0	0	0	3
Jim Fairey, L (1, 9) OBP: 0.241, SLG: 0.281		F6			BB 2-3 1B		E S 1B		SH3 2B BB	3	1	2	1	1	0	2
Don Sutton, R (1, 1) OBP: 0.197, SLG: 0.177			K		F1		F4		SH3	3	0	0	0	0	1	3
Jim Brewer, L (9, 1) OBP: 0.222, SLG: 0.222							1-3		1-2	0	0	0	0	0	0	0
Inning Stats	R: 0 E: 0 K: 1 S: 5 H: 0 LOB: 0 BB: 0 P: 5	R: 0 E: 0 K: 2 S: 9 H: 2 LOB: 2 BB: 0 P: 9	R: 0 E: 0 K: 2 S: 7 H: 0 LOB: 0 BB: 0 P: 7	R: 0 E: 0 K: 0 S: 3 H: 0 LOB: 0 BB: 0 P: 3	R: 1 E: 1 K: 1 S: 8 H: 3 LOB: 3 BB: 1 P: 12	R: 0 E: 0 K: 0 S: 3 H: 0 LOB: 0 BB: 0 P: 3	R: 0 E: 0 K: 1 S: 6 H: 1 LOB: 1 BB: 0 P: 6	R: 0 E: 0 K: 1 S: 7 H: 2 LOB: 3 BB: 1 P: 11	R: 3 E: 0 K: 0 S: 5 H: 3 LOB: 0 BB: 1 P: 9	1B: 10 2B: 1 3B: 0 HR: 0 SF: 0 SAC: 1 DP: 0 HBP: 0	WP: 0 PB: 0 SB: 2 CS: 0 PA: 40					

PITCHER	IP	WLS	BF	H	R	ER	SO	BB	IBB	HBP	BLK	WP	HR	S	P	ERA	WHIP
Pat Jarvis, R (1, 1) ERA: 2.6	8.1	L	38	10	4	4	8	3	0	0	0	0	0	51	63	4.32	1.560
George Stone, L (9, 1) ERA: 2.88	0.2		2	1	0	0	0	0	0	0	0	0	0	2	2	0.00	1.500

PITCHER	IP	WLS	BF	H	R	ER	SO	BB	IBB	HBP	BLK	WP	HR	S	P	ERA	WHIP

TOP

Los Angeles Dodgers @ Atlanta Braves

Atlanta Stadium, Atlanta, GA

Sat Sep 28 1968, 7:05 PM EDT

Att. 6,095 - Unknown

livebaseballscorecards.com

AB	36
R	4
H	11
RBI	4
BB	3
SO	8
LOB	18

Batter	1	2	3	4	5	6	7	8	9	AB	R	H	RBI	BB	SO	LOB
Felipe Alou, R (1, 8) OBP: 0.366, SLG: 0.439	5-3		2B		F7			S 1B		4	1	2	0	0	0	0
Felix Millan, R (1, 4) OBP: 0.322, SLG: 0.341	F9		2-H 2B			5-3		5-3 1-2		4	0	1	1	0	0	1
Hank Aaron, R (1, 3) OBP: 0.351, SLG: 0.493	K		BBB FC6-4 BB			5-3		F8		3	0	0	0	1	1	1
Tito Francona, L (1, 7) OBP: 0.380, SLG: 0.351		BBB P3-6 BB	FC6-4 1-2f			4-3			1B 1B	3	1	1	0	1	0	2
Mike Lum, L (1, 9) OBP: 0.276, SLG: 0.319		P3-6 1-2f		F9			F2		1B 1-2	4	0	1	0	0	0	1
Walt Hriniak, L (1, 2) OBP: 0.346, SLG: 0.346		BLK 1B		G3			1-3		F9	3	0	1	0	0	0	0
Tommie Aaron, R (9, PH) OBP: 0.295, SLG: 0.311										1	0	0	0	0	0	2
Sonny Jackson, L (1, 6) OBP: 0.284, SLG: 0.270		P6-3 1-2		F7			E S 1B		SSS K	3	0	1	0	0	0	1
Bob Johnson, R (9, PH) OBP: 0.299, SLG: 0.297										1	0	0	0	0	1	2
Marty Martinez, S (1, 5) OBP: 0.291, SLG: 0.261			G3		SSS K		P6-3 1-3		1-2 2-H 1B	4	0	1	1	0	1	1
Pat Jarvis, R (1, 1) OBP: 0.180, SLG: 0.165			SSS K		SSS K			F8	SSS K	3	0	0	0	0	2	0
George Stone, L (9, 1) OBP: 0.357, SLG: 0.333										0	0	0	0	0	0	0
Deron Johnson, R (9, PH) OBP: 0.285, SLG: 0.316										1	0	0	0	0	1	2
Inning Stats	R: 0 E: 0 K: 1 S: 5 H: 0 LOB: 0 BB: 0 P: 5	R: 0 E: 0 K: 0 S: 3 H: 1 LOB: 1 BB: 1 P: 7	R: 1 E: 0 K: 1 S: 7 H: 2 LOB: 2 BB: 1 P: 11	R: 0 E: 0 K: 0 S: 3 H: 0 LOB: 0 BB: 0 P: 3	R: 0 E: 0 K: 2 S: 7 H: 0 LOB: 0 BB: 0 P: 7	R: 0 E: 0 K: 0 S: 3 H: 0 LOB: 0 BB: 0 P: 3	R: 0 E: 0 K: 0 S: 4 H: 1 LOB: 1 BB: 0 P: 4	R: 0 E: 0 K: 0 S: 4 H: 1 LOB: 1 BB: 0 P: 4	R: 1 E: 0 K: 2 S: 10 H: 3 LOB: 2 BB: 0 P: 10	1B: 6 2B: 2 3B: 0 HR: 0	SF: 0 SAC: 0 DP: 1 HBP: 0						

PITCHER		IP	WLS	BF	H	R	ER	SO	BB	IBB	HBP	BLK	WP	HR	S	P	ERA	WHIP
Don Sutton, R ERA: 2.6	(1, 1)	8.0	W	32	7	2	2	4	2	0	0	1	0	0	38	46	2.25	1.125
Jim Brewer, L ERA: 2.49	(9, 1)	1.0	S	4	1	0	0	2	0	0	0	0	0	0	8	8	0.00	1.000

PITCHER	IP	WLS	BF	H	R	ER	SO	BB	IBB	HBP	BLK	WP	HR	S	P	ERA	WHIP

BOTTOM

Los Angeles Dodgers @ Atlanta Braves

Atlanta Stadium, Atlanta, GA

Sat Sep 28 1968, 7:05 PM EDT

Att. 6,095 - Unknown

livebaseballscorecards.com

AB	34
R	2
H	8
RBI	2
BB	2
SO	6
LOB	13

1B: 6	SF: 0	WP: 0	PA: 36
2B: 2	SAC: 0	PB: 0	
3B: 0	DP: 1	SB: 2	
HR: 0	HBP: 0	CS: 0	

Los Angeles Dodgers @ Atlanta Braves

Atlanta Stadium, Atlanta, GA

Sun Sep 29 1968, 3:33 AM EDT

Att. 12,210 - Unknown

TOP

Batter	1	2	3	4	5	6	7	8	9	AB	R	H	RBI	BB	SO	LOB
Willie Crawford, L (1, 7) OBP: 0.335, SLG: 0.400	4-3					PB WP 1B		K		4	1	1	0	0	1	0
Willie Davis, L (1, 8) OBP: 0.284, SLG: 0.351	G3			FC4-6 1B		1-H				4	0	1	0	0	0	0
Bill Sudakis, S (1, 5) OBP: 0.382, SLG: 0.471	F8			F8						4	0	0	0	0	0	1
Tom Haller, L (1, 2) OBP: 0.345, SLG: 0.388		3-1		FC4-6 CS 1-2f		K				4	0	0	0	0	1	1
Jim Lefebvre, S (1, 4) OBP: 0.304, SLG: 0.343 Bart Shirley, R (9, PR) OBP: 0.269, SLG: 0.217		4-3		CS 1-2	L5		K		FC 1B	4 0	0 0	1 0	0 0	0 0	1 0	0 0
Wes Parker, S (1, 3) OBP: 0.312, SLG: 0.314		FC4-6 1B			FC4-6 1B 1B				FC 1-2	4	0	2	0	0	0	1
Paul Popovich, S (1, 6) OBP: 0.280, SLG: 0.270		FC4-6 1-2f			FC4-6 1-2 1B		BB 1B		K	4	0	2	0	0	1	3
Jim Fairey, L (1, 9) OBP: 0.241, SLG: 0.276			K		FC4-6 1-2f 2-3		1-2 BB			3	0	0	0	1	1	4
Alan Foster, R (1, 1) OBP: 0.250, SLG: 0.250			6-3		K					1	0	0	0	0	0	0
Len Gabrielson, L (5, PH) OBP: 0.337, SLG: 0.428										1	0	0	0	0	1	2
Bill Singer, R (5, 1) OBP: 0.198, SLG: 0.235										0	0	0	0	0	0	0
Ken Boyer, R (7, PH) OBP: 0.302, SLG: 0.376										1	0	0	0	0	0	2
Jack Billingham, R (7, 1)							BB			0	0	0	0	0	0	0
Inning Stats	R: 0 E: 0 K: 0 S: 3 H: 0 LOB: 0 BB: 0 P: 3	R: 0 E: 0 K: 0 S: 4 H: 1 LOB: 1 BB: 0 P: 4	R: 0 E: 0 K: 1 S: 5 H: 0 LOB: 0 BB: 0 P: 5	R: 0 E: 0 K: 0 S: 3 H: 1 LOB: 0 BB: 0 P: 3	R: 0 E: 0 K: 1 S: 7 H: 2 LOB: 2 BB: 0 P: 7	R: 1 E: 0 K: 1 S: 6 H: 1 LOB: 0 BB: 0 P: 6	R: 0 E: 0 K: 1 S: 6 H: 1 LOB: 2 BB: 1 P: 10	R: 0 E: 0 K: 1 S: 5 H: 0 LOB: 0 BB: 0 P: 5	R: 0 E: 0 K: 1 S: 7 H: 1 LOB: 2 BB: 0 P: 7	1B: 7 2B: 0 3B: 0 HR: 0 SF: 0 SAC: 0 DP: 0 HBP: 0						

livebaseballscorecards.com

	AB	34
	R	1
	H	7
	RBI	0
	BB	1
	SO	6
	LOB	14

PITCHER	IP	WLS	BF	H	R	ER	SO	BB	IBB	HBP	BLK	WP	HR	S	P	ERA	WHIP
Phil Niekro, R (1, 1) ERA: 2.59	9.0	W	35	7	1	1	6	1	0	0	0	1	0	46	50	1.00	0.889

PITCHER	IP	WLS	BF	H	R	ER	SO	BB	IBB	HBP	BLK	WP	HR	S	P	ERA	WHIP

WP: 2 PB: 1 SB: 0 CS: 1 PA: 36

Batter	1	2	3	4	5	6	7	8	9	AB	R	H	RBI	BB	SO	LOB
Felipe Alou, R (1, 8) OBP: 0.365, SLG: 0.438	5-3							BB, 1B		4	0	1	0	0	0	0
Felix Millan, R (1, 4) OBP: 0.321, SLG: 0.340	P6-3					HR, 1B				4	1	1	0	0	0	1
Hank Aaron, R (1, 3) (9, 9) OBP: 0.354, SLG: 0.498	BB			P6-3		1-H, HR		BBBB, 1-2, BB		2	1	1	2	2	0	0
Tito Francona, L (1, 7) OBP: 0.376, SLG: 0.347	L8			P6-3		SSS, K				4	0	0	0	0	1	3
Deron Johnson, R (9, 3) OBP: 0.285, SLG: 0.316										0	0	0	0	0	0	0
Mike Lum, L (1, 9) (9, 7) OBP: 0.277, SLG: 0.319				SSS, K		CS, 1B				3	0	1	0	0	1	0
Sonny Jackson, L (1, 6) OBP: 0.282, SLG: 0.268		F7			F8	1-2				4	0	0	0	0	0	1
Bob Tillman, R (1, 2) OBP: 0.278, SLG: 0.301		1B			P6-3		SSS, K			3	0	1	0	0	1	0
Marty Martinez, S (1, 5) OBP: 0.291, SLG: 0.261		SSS, K			1B					3	0	1	0	0	1	1
Phil Niekro, R (1, 1) OBP: 0.104, SLG: 0.195			SSS, K		F3					3	0	0	0	0	1	1
Inning Stats	R: 0 H: 0 E: 0 LOB: 1 K: 0 BB: 1 S: 3 P: 7	R: 0 H: 1 E: 0 LOB: 1 K: 1 BB: 0 S: 6 P: 6	R: 0 H: 0 E: 0 LOB: 0 K: 1 BB: 0 S: 5 P: 5	R: 0 H: 0 E: 0 LOB: 0 K: 1 BB: 0 S: 5 P: 5	R: 0 H: 1 E: 0 LOB: 1 K: 0 BB: 0 S: 4 P: 4	R: 2 H: 3 E: 0 LOB: 0 K: 1 BB: 0 S: 7 P: 7	R: 0 H: 0 E: 0 LOB: 0 K: 1 BB: 0 S: 5 P: 5	R: 0 H: 1 E: 0 LOB: 2 K: 0 BB: 1 S: 4 P: 8		1B: 5 SF: 0 2B: 0 SAC: 0 3B: 0 DP: 0 HR: 1 HBP: 0						

PITCHER		IP	WLS	BF	H	R	ER	SO	BB	IBB	HBP	BLK	WP	HR	S	P	ERA	WHIP
Alan Foster, R ERA: 1.72	(1, 1)	4.0		14	1	0	0	3	1	0	0	0	0	0	19	23	0.00	0.500
Bill Singer, R ERA: 2.88	(5, 1)	2.0	L	10	4	2	2	1	0	0	0	0	0	1	11	11	9.00	2.000
Jack Billingham, R ERA: 2.02	(7, 1)	2.0		8	1	0	0	1	1	0	0	0	0	0	9	13	0.00	1.000

PITCHER	IP	WLS	BF	H	R	ER	SO	BB	IBB	HBP	BLK	WP	HR	S	P	ERA	WHIP

BOTTOM

Los Angeles Dodgers @ Atlanta Braves

Atlanta Stadium, Atlanta, GA

Sun Sep 29 1968, 3:33 AM EDT

Att. 12,210 - Unknown

livebaseballscorecards.com

AB	30
R	2
H	6
RBI	2
BB	2
SO	5
LOB	7