

Atlanta Braves - 1968

Batter	1	2	3	4	5	6	7	8	9	AB	R	H	RBI	BB	SO	LOB	TOP	
Felipe Alou, R (1,8) 										4	0	0	0	0	0	3	Atlanta Braves @ St. Louis Cardinals Busch Stadium, St. Louis, MO Wed Apr 10 1968, 6:05 PM CST Att: 34,740 - Unknown - 55 F livebaseballscores.com	
Sonny Jackson, L (1,6) 										4	0	0	0	0	1			
Hank Aaron, R (1,9) 										4	0	0	0	0	1			
Joe Torre, R (1,2) 										4	0	0	0	0	0			
Clete Boyer, R (1,5) OBP: 0.250, SLG: 0.250 										4	1	1	0	0	1			
Deron Johnson, R (1,3) 										2	0	0	0	1	0			
Mike Lum, L (1,7) OBP: 0.333, SLG: 0.333 										3	0	1	0	0	2			
Felix Millan, R (1,4) OBP: 0.667, SLG: 0.500 										2	0	1	0	1	0			
Pat Jarvis, R (1,1) Ken Johnson, R (9,1) 										1	0	0	0	0	2			
Inning Stats	R: 0 H: 0 E: 0 LOB: 0 K: 0 BB: 0 S: 3 P: 3	R: 1 H: 1 E: 1 LOB: 2 K: 0 BB: 1 S: 5 P: 9	R: 0 H: 0 E: 0 LOB: 0 K: 0 BB: 0 S: 3 P: 3	R: 0 H: 0 E: 0 LOB: 0 K: 0 BB: 0 S: 3 P: 3	R: 0 H: 2 E: 0 LOB: 1 K: 0 BB: 0 S: 4 P: 4	R: 0 H: 0 E: 0 LOB: 0 K: 0 BB: 0 S: 3 P: 3	R: 0 H: 0 E: 0 LOB: 0 K: 0 BB: 0 S: 3 P: 3	R: 0 H: 0 E: 0 LOB: 1 K: 0 BB: 1 S: 7 P: 7	R: 0 H: 0 E: 0 LOB: 0 K: 0 BB: 0 S: 7 P: 7	1B: 3 SF: 0 2B: 1 SAC: 2 3B: 0 DP: 1 HR: 0 HBP: 0	WP: 0 PA: 32 PB: 0 SB: 0 CS: 0							
PITCHER	IP WLS BF H R ER SO BB IBB HBP BLK WP HR S P ERA WHIP											IP WLS BF H R ER SO BB IBB HBP BLK WP HR S P ERA WHIP						
Bob Gibson, R (1,1) ERA:	7.0		25	3	1	0	0	1	0	0	0	0	0	0	24	28	0.00	0.571
Ray Washburn, R (8,1) ERA:	2.0	W	7	0	0	0	2	1	0	0	0	0	0	0	10	14	0.00	0.500

Batter	1	2	3	4	5	6	7	8	9	AB	R	H	RBI	BB	SO	LOB	BOTTOM	
Lou Brock, L (1,7) OBP: 0.250, SLG: 0.250 										4	0	1	0	0	0	0	Atlanta Braves @ St. Louis Cardinals Busch Stadium, St. Louis, MO Wed Apr 10 1968, 6:05 PM CST Att: 34,740 - Unknown - 55 F livebaseballscores.com	
Curt Flood, R (1,8) OBP: 0.250, SLG: 0.250 										4	1	1	0	0	1			
Roger Maris, L (1,9) 										3	0	0	0	1	0			
Orlando Cepeda, R (1,3) OBP: 0.500, SLG: 0.667 										3	0	1	1	1	0			
Tim McCarver, L (1,2) 										3	0	0	0	1	0			
Mike Shannon, R (1,5) 										4	0	0	0	0	1			
Julian Javier, R (1,4) 										4	0	0	0	0	0			
Dal Maxvill, R (1,6) OBP: 0.500, SLG: 0.750 Dick Simpson, R (9, PR)										4	0	2	0	0	0			
Bob Gibson, R (1,1) OBP: 0.500, SLG: 0.500 Bobby Tolan, L (7, PH)										2	0	1	0	0	1			
Ray Washburn, R (8,1) Dave Ricketts, S (9, PH) OBP: 1.000, SLG: 1.000										1	0	1	1	0	0			
Inning Stats	R: 0 H: 0 E: 0 LOB: 2 K: 0 BB: 2 S: 3 P: 11	R: 0 H: 0 E: 0 LOB: 0 K: 0 BB: 0 S: 3 P: 3	R: 0 H: 0 E: 0 LOB: 0 K: 2 BB: 0 S: 7 P: 7	R: 0 H: 0 E: 0 LOB: 0 K: 0 BB: 0 S: 3 P: 3	R: 0 H: 0 E: 0 LOB: 0 K: 0 BB: 0 S: 3 P: 3	R: 0 H: 2 E: 0 LOB: 2 K: 0 BB: 0 S: 5 P: 5	R: 0 H: 1 E: 1 LOB: 2 K: 1 BB: 0 S: 7 P: 7	R: 1 H: 2 E: 0 LOB: 2 K: 0 BB: 1 S: 5 P: 9	R: 1 H: 2 E: 0 LOB: 2 K: 0 BB: 0 S: 3 P: 3	1B: 5 SF: 0 2B: 2 SAC: 0 3B: 0 DP: 0 HR: 0 HBP: 0	WP: 0 PA: 36 PB: 0 SB: 0 CS: 0							
PITCHER	IP WLS BF H R ER SO BB IBB HBP BLK WP HR S P ERA WHIP											IP WLS BF H R ER SO BB IBB HBP BLK WP HR S P ERA WHIP						
Pat Jarvis, R (1,1) ERA: 2.16	8.1	L	35	6	2	2	3	2	1	0	0	0	0	0	38	50	2.16	0.960
Ken Johnson, R (9,1) ERA:	0.0		1	1	0	0	0	0	0	0	0	1	1					

Batter	1	2	3	4	5	6	7	8	9	AB	R	H	RBI	BB	SO	LOB	TOP																	
Felipe Alou, R OBP: 0.222, SLG: 0.333										5	0	2	0	0	2	0	Atlanta Braves @ St. Louis Cardinals Busch Stadium, St. Louis, MO Thu Apr 11 1968, 6:05 PM CST Att: 16,214 - Unknown																	
Sonny Jackson, L OBP: 0.222, SLG: 0.333										5	0	0	0	0	1	3																		
Hank Aaron, R OBP: 0.375, SLG: 0.429										3	0	2	0	1	0	0																		
Joe Torre, R OBP: 0.250, SLG: 0.250										4	1	2	0	0	0	4																		
Clete Boyer, R OBP: 0.250, SLG: 0.143										3	1	0	0	1	0	2																		
Deron Johnson, R OBP: 0.286, SLG: 0.667										4	1	1	3	0	1	2																		
Mike Lum, L OBP: 0.333, SLG: 0.333										3	0	1	0	0	0	2																		
Tommie Aaron, R OBP: 0.286, SLG: 0.167										1	0	0	0	0	1	0																		
Felix Millan, R OBP: 0.286, SLG: 0.167										4	0	0	0	0	0	1																		
Dick Kelley, R OBP: 0.286, SLG: 0.167										0	0	0	0	1	0	0																		
Ron Reed, R OBP: 0.286, SLG: 0.167										1	0	0	0	0	0	0																		
Sandy Valdespino, L OBP: 0.286, SLG: 0.167										1	0	0	0	0	0	0																		
Clay Carroll, R OBP: 0.286, SLG: 0.167										0	0	0	0	0	0	0																		
Woody Woodward, R OBP: 0.286, SLG: 0.167										1	0	0	0	0	0	0																		
Inning Stats	R: 0 E: 0 K: 2 S: 8	H: 1 LOB: 1 BB: 0 P: 8	R: 0 E: 0 K: 1 S: 5	H: 0 LOB: 0 BB: 0 P: 5	R: 0 E: 0 K: 0 S: 4	H: 1 LOB: 3 BB: 2 P: 12	R: 0 E: 0 K: 0 S: 4	H: 1 LOB: 1 BB: 0 P: 4	R: 0 E: 0 K: 0 S: 3	H: 0 LOB: 0 BB: 0 P: 3	R: 0 E: 0 K: 0 S: 5	H: 2 LOB: 2 BB: 0 P: 5	R: 0 E: 0 K: 0 S: 4	H: 1 LOB: 1 BB: 0 P: 4	R: 3 E: 0 K: 1 S: 7	H: 2 LOB: 2 BB: 1 P: 11	R: 0 E: 0 K: 1 S: 5	H: 0 LOB: 0 BB: 0 P: 5	1B: 5 2B: 2 3B: 0 HR: 1	SF: 0 SAC: 0 DP: 0 HBP: 0	WP: 0 PB: 0 SB: 0 CS: 0	PA: 38												
PITCHER	IP: 7.1 WLS: W BF: 33 ERA: 3.68	IP: 1.2 WLS: S BF: 5 ERA: 0.00															IP: 7.1 WLS: W BF: 33 ERA: 3.68	IP: 1.2 WLS: S BF: 5 ERA: 0.00															IP: 7.1 WLS: W BF: 33 ERA: 3.68	IP: 1.2 WLS: S BF: 5 ERA: 0.00

AB 35
R 3
H 8
RBI 3
BB 3
SO 5
LOB 14



Batter	1	2	3	4	5	6	7	8	9	AB	R	H	RBI	BB	SO	LOB	BOTTOM																	
Lou Brock, L OBP: 0.222, SLG: 0.333										5	0	1	0	0	2	4	Atlanta Braves @ St. Louis Cardinals Busch Stadium, St. Louis, MO Thu Apr 11 1968, 6:05 PM CST Att: 16,214 - Unknown																	
Julian Javier, R OBP: 0.222, SLG: 0.125										4	1	1	0	1	0	1																		
Curt Flood, R OBP: 0.444, SLG: 0.778										5	2	3	0	0	0	2																		
Orlando Cepeda, R OBP: 0.556, SLG: 1.250										5	3	3	4	0	1	1																		
Mike Shannon, R OBP: 0.333, SLG: 0.333										5	3	3	1	0	0	0																		
Tim McCarver, L OBP: 0.556, SLG: 0.500										5	1	4	1	0	0	0																		
Dick Simpson, R OBP: 0.400, SLG: 0.333										3	0	1	2	1	1	1																		
Dal Maxvill, R OBP: 0.444, SLG: 0.556										5	0	2	0	0	0	5																		
Nelson Briles, R OBP: 0.400, SLG: 0.333										3	0	0	0	0	1	4																		
Joe Hoerner, R OBP: 0.400, SLG: 0.333										0	0	0	0	0	0	0																		
Inning Stats	R: 0 E: 0 K: 2 S: 8	H: 2 LOB: 1 BB: 0 P: 8	R: 1 E: 0 K: 0 S: 5	H: 2 LOB: 1 BB: 0 P: 5	R: 3 E: 0 K: 0 S: 7	H: 4 LOB: 2 BB: 1 P: 11	R: 0 E: 0 K: 0 S: 4	H: 1 LOB: 1 BB: 0 P: 4	R: 1 E: 1 K: 2 S: 10	H: 2 LOB: 3 BB: 1 P: 14	R: 2 E: 0 K: 0 S: 5	H: 2 LOB: 0 BB: 0 P: 5	R: 0 E: 0 K: 1 S: 6	H: 1 LOB: 1 BB: 0 P: 6	R: 3 E: 1 K: 0 S: 7	H: 4 LOB: 1 BB: 0 P: 7	1B: 13 2B: 2 3B: 2 HR: 1	SF: 1 SAC: 1 DP: 0 HBP: 0	WP: 1 PB: 0 SB: 0 CS: 0	PA: 44														
PITCHER	IP: 2.2 WLS: L BF: 16 ERA: 13.5	IP: 3.1 WLS: 17 BF: 5 ERA: 5.40															IP: 2.2 WLS: L BF: 16 ERA: 13.5	IP: 3.1 WLS: 17 BF: 5 ERA: 5.40															IP: 2.2 WLS: L BF: 16 ERA: 13.5	IP: 3.1 WLS: 17 BF: 5 ERA: 5.40



Batter	1	2	3	4	5	6	7	8	9	AB	R	H	RBI	BB	SO	LOB	TOP		
Pete Rose, S OBP: 0.250, SLG: 0.364 (1, 9)	0-0 4-3		0-3 K		0-0 6-3			0-0 1B 1B	0-0 2B	5	1	2	0	0	1	2	Cincinnati Reds @ Atlanta Braves Atlanta Stadium, Atlanta, GA Fri Apr 12 1968, 6:05 PM EST Att: 20,128 - Unknown		
Alex Johnson, R OBP: 0.214, SLG: 0.214 (1, 7)	0-0 1B		0-0 FC9-6			0-0 F9		0-0 1B FC5-2 1B	0-0 F9	5	0	2	1	0	0	4			
Vada Pinson, L OBP: 0.417, SLG: 0.500 (1, 8)	0-0 3-1		0-0 4-3			0-0 1B		0-0 FC5-2 1B		4	0	2	0	0	0	3			
Tony Perez, R OBP: 0.417, SLG: 0.917 (1, 5)		0-0 HR		0-0 G3		0-0 L8		0-0 FC5 FC5-2 1B		4	1	2	2	0	0	1			
Lee May, R OBP: 0.417, SLG: 0.545 (1, 3)		0-0 L8		1-0 HBP		0-0 F9		0-0 FC5-2		3	0	0	0	0	0	4			
Don Pavletich, R (1, 2)		0-3 K		0-0 6-3			0-0 F9	0-3 K		4	0	0	0	0	2	4			
Tommy Helms, R Ted Abernathy, R (1, 4) (8, 1)	0-0 F5		0-0 5-3			0-3 K	0-0 FC5			4	0	0	0	0	1	4			
Leo Cardenas, R OBP: 0.167, SLG: 0.250 (1, 6)			0-0 FC9-6 2B		0-0 6-3		0-0 F7		0-0 1-3	4	0	1	0	0	0	0			
John Taitouris, R Bob Lee, R Mack Jones, L Giraldo Ruiz, S Fred Whitfield, L Bob Johnson, R (1, 1) (7, 1) (8, PH) (8, 4) (8, PH) (8, PH)			4-0 FC9-6 BB		0-0 6-3			4-0 1B BB	0-0 2B 1B	1	0	0	0	1	0	0			
Inning Stats	R: 0 E: 0 K: 0 S: 3	H: 1 LOB: 0 BB: 0 P: 3	R: 1 E: 0 K: 1 S: 6	H: 1 LOB: 0 BB: 0 P: 6	R: 0 E: 0 K: 1 S: 6	H: 1 LOB: 2 BB: 1 P: 10	R: 0 E: 0 K: 0 S: 3	H: 0 LOB: 1 BB: 0 P: 4	R: 0 E: 0 K: 0 S: 4	H: 1 LOB: 1 BB: 0 P: 4	R: 0 E: 0 K: 1 S: 5	H: 0 LOB: 0 BB: 0 P: 5	R: 2 E: 0 K: 1 S: 9	H: 4 LOB: 3 BB: 1 P: 13	R: 0 E: 0 K: 0 S: 4	H: 2 LOB: 2 BB: 0 P: 4		1B: 7 2B: 2 3B: 0 HR: 1	SF: 0 SAC: 0 DP: 0 HBP: 1
PITCHER	IP	WLS	BF	H	R	ER	SO	BB	IBB	HBP	BLK	WP	HR	S	P	ERA	WHIP		
Phil Niekro, R ERA: 3.86 Cecil Upshaw, R ERA:	(1, 1) (8, 1)	7.0 S	30 8	7 3	3 0	3 0	3 1	2 0	0 0	1 0	0 0	0 0	1 0	33 10	42 10	3.86 0.00	1.286 1.500		

AB	35
R	3
H	10
RBI	3
BB	2
SO	4
LOB	22



Batter	1	2	3	4	5	6	7	8	9	AB	R	H	RBI	BB	SO	LOB	BOTTOM		
Felipe Alou, R OBP: 0.231, SLG: 0.308 (1, 8)	0-0 F9		0-0 L9		0-0 BB HBP 1B		0-0 F7			4	0	1	0	0	0	0	Cincinnati Reds @ Atlanta Braves Atlanta Stadium, Atlanta, GA Fri Apr 12 1968, 6:05 PM EST Att: 20,128 - Unknown		
Sonny Jackson, L OBP: 0.154, SLG: 0.333 (1, 6)	0-0 1-3		0-0 HR		1-0 BB HBP		0-0 4-3			3	1	1	1	0	0	0			
Hank Aaron, R OBP: 0.417, SLG: 0.400 (1, 9)	0-0 5-3		0-0 4-3		4-0 1-2 2-3 BB		0-0 HR 1B			3	1	1	0	1	0	0			
Joe Torre, R OBP: 0.222, SLG: 0.222 Bob Tillman, R OBP: 0.333, SLG: 1.333 (1, 2) (3, 2)		0-0 F8		0-3 K	0-3 K		0-0 1-H HR			1	0	0	0	0	0	0			
Clete Boyer, R OBP: 0.167, SLG: 0.091 (1, 5)		0-0 5-3		0-0 F3	0-0 F7		0-0 6-3			4	0	0	0	0	0	3			
Deron Johnson, R OBP: 0.384, SLG: 0.667 (1, 3)		0-0 2B		4-0 E 1B BB		0-3 K		0-0 3-1		3	0	1	0	1	1	0			
Sandy Valdespino, L OBP: 0.500, SLG: 0.333 Mike Lum, L OBP: 0.286, SLG: 0.286 (1, 7) (8, 7)		4-0 FC4-6 BB		0-0 E9 FC5-4 1B		0-0 F8		0-3 K		2	0	1	0	1	0	0			
Felix Millan, R OBP: 0.182, SLG: 0.100 (1, 4)		0-0 FC4-6		0-0 FC5-4		0-0 5-3		0-0 1-3		4	0	0	0	0	0	4			
Phil Niekro, R OBP: 0.333, SLG: 1.333 Cecil Upshaw, R ERA: (1, 1) (8, 1)		0-0 5-3		0-0 5-3		0-0 F2		0-0 HR		3	1	1	1	0	0	0			
Inning Stats	R: 0 E: 0 K: 0 S: 3	H: 0 LOB: 0 BB: 0 P: 3	R: 0 E: 0 K: 0 S: 4	H: 1 LOB: 2 BB: 1 P: 8	R: 1 E: 0 K: 0 S: 4	H: 1 LOB: 0 BB: 0 P: 4	R: 0 E: 0 K: 1 S: 6	H: 1 LOB: 2 BB: 1 P: 10	R: 0 E: 0 K: 1 S: 5	H: 0 LOB: 0 BB: 0 P: 5	R: 3 E: 0 K: 0 S: 6	H: 3 LOB: 0 BB: 0 P: 6	R: 0 E: 0 K: 1 S: 5	H: 0 LOB: 0 BB: 0 P: 5	1B: 3 2B: 1 3B: 0 HR: 3	SF: 0 SAC: 0 DP: 0 HBP: 1		WP: 0 PA: 35 CS: 0	
PITCHER	IP	WLS	BF	H	R	ER	SO	BB	IBB	HBP	BLK	WP	HR	S	P	ERA	WHIP		
John Taitouris, R ERA: 5.4 Bob Lee, R ERA: Ted Abernathy, R ERA:	(1, 1) (7, 1) (8, 1)	6.2 L	31 1	7 0	4 0	4 0	3 0	3 0	0 0	0 0	0 0	0 0	1 5	33 5	46 5	5.40 0.00 0.00	1.500 0.000 0.000		

AB	31
R	4
H	7
RBI	4
BB	3
SO	4
LOB	10



Batter	1	2	3	4	5	6	7	8	9	10	11	AB	R	H	RBI	BB	SO	LOB	TOP							
Pete Rose, S OBP: 0.294, SLG: 0.333 (1, 9)	G3		1-3			F8		F9 BB 1B				4	1	1	0	1	0	0								
Alex Johnson, R OBP: 0.263, SLG: 0.176 (1, 7)	HBP			L9		6-3		1B G5-2-3 BB		F8		3	0	0	0	1	0	2								
Vada Pinson, L OBP: 0.294, SLG: 0.353 (1, 8)	F8			F9		4-3		F9				5	0	0	0	0	0	3								
Tony Perez, R OBP: 0.471, SLG: 0.813 (1, 5)	6-3			K				SH5-3 1B				4	0	2	1	1	1	1								
Lee May, R OBP: 0.471, SLG: 0.533 (1, 3)		6-3				1B		1B				4	0	2	0	1	0	1								
Don Pavlich, R OBP: 0.071, SLG: 0.071 Johnny Bench, R (8, 2)		3-1				1B		SH5-3		G5-2-3		3	0	1	0	0	0	3								
Tommy Helms, R OBP: 0.383, SLG: 0.563 (1, 4)	6-3					F3		1B				4	0	1	0	1	0	2								
Leo Cardenas, R OBP: 0.125, SLG: 0.188 (1, 6)			6-3			K		P4		SH3-4		4	0	0	0	0	2	5								
George Culver, R Mack Jones, L Ted Abernathy, R Bob Johnson, R Bob Lee, R Ted Davidson, R (7, PH) (7, PH) (8, PH) (8, PH) (11, 1)			P4			F8		K		F7		2	0	0	0	0	0	2								
Inning Stats	R: 0 E: 0 K: 1 S: 3	H: 0 LOB: 1 BB: 0 P: 4	R: 0 E: 0 K: 0 S: 3	H: 0 LOB: 0 BB: 0 P: 3	R: 0 E: 0 K: 0 S: 3	H: 0 LOB: 0 BB: 0 P: 3	R: 0 E: 0 K: 1 S: 5	H: 2 LOB: 2 BB: 0 P: 7	R: 0 E: 0 K: 0 S: 3	H: 0 LOB: 0 BB: 0 P: 3	R: 0 E: 0 K: 1 S: 7	H: 2 LOB: 3 BB: 1 P: 11	R: 1 E: 0 K: 0 S: 4	H: 2 LOB: 2 BB: 2 P: 12	R: 0 E: 0 K: 0 S: 2	H: 1 LOB: 2 BB: 1 P: 8	R: 0 E: 0 K: 0 S: 2	H: 0 LOB: 0 BB: 1 P: 6	R: 0 E: 0 K: 1 S: 5	H: 0 LOB: 0 BB: 0 P: 5	1B: 7 2B: 0 3B: 0 HR: 0	SF: 0 SAC: 2 DP: 2 HBP: 1	WP: 0 PB: 0 SB: 0 CS: 0	PA: 44		
PITCHER	Ken Johnson, R ERA: 1.13 (1, 1)	IP: 8.0 WLS: 33 BF: 33 H: 6 R: 1 ER: 1 SO: 3 BB: 1 IBB: 2 HBP: 1 BLK: 0 WP: 0 HR: 0 S: 35 P: 48 ERA: 1.12 WHIP: 0.875	Claude Raymond, R ERA: (9, 1)	1.0 W: 0 L: 0 S: 0	5 R: 0 ER: 0 SO: 0 BB: 0 IBB: 0 HBP: 0 BLK: 0 WP: 0 HR: 0 S: 4 P: 8 ERA: 0.00 WHIP: 1.000	Tony Cloninger, R ERA: (10, 1)	0.0 W: 0 L: 0 S: 0	0 R: 0 ER: 0 SO: 0 BB: 0 IBB: 0 HBP: 0 BLK: 0 WP: 0 HR: 0 S: 0 P: 0 ERA: * WHIP: *	PITCHER	IP	WLS	BF	H	R	ER	SO	BB	IBB	HBP	BLK	WP	HR	S	P	ERA	WHIP

Cincinnati Reds @ Atlanta Braves
Atlanta Stadium, Atlanta, GA
Sat Apr 13 1968, 6:05 PM EST
Att: 30,222 - Unknown

AB	36
R	1
H	7
RBI	1
BB	5
SO	4
LOB	23


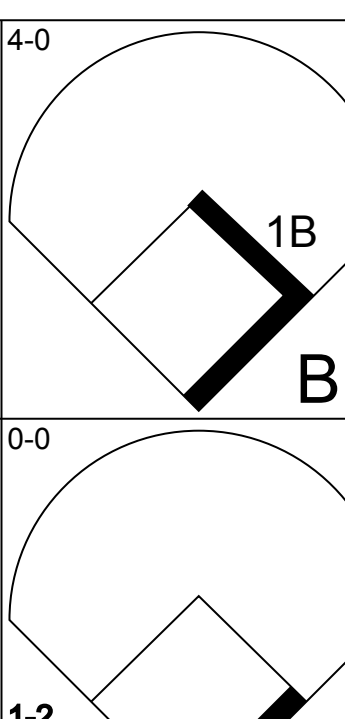
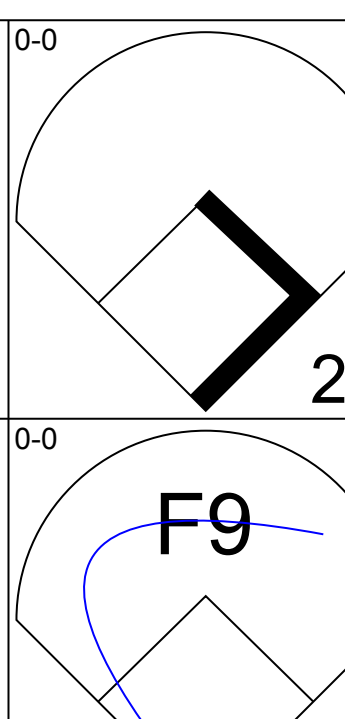
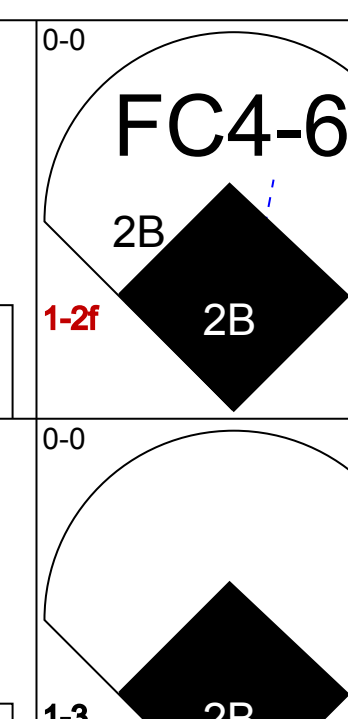
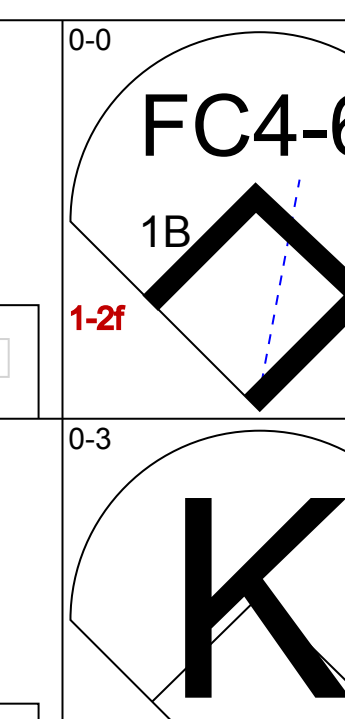
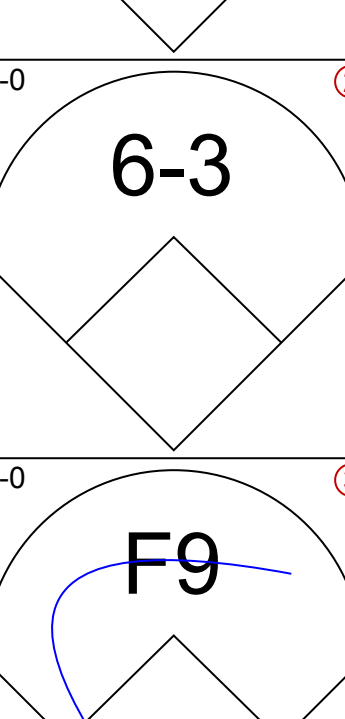
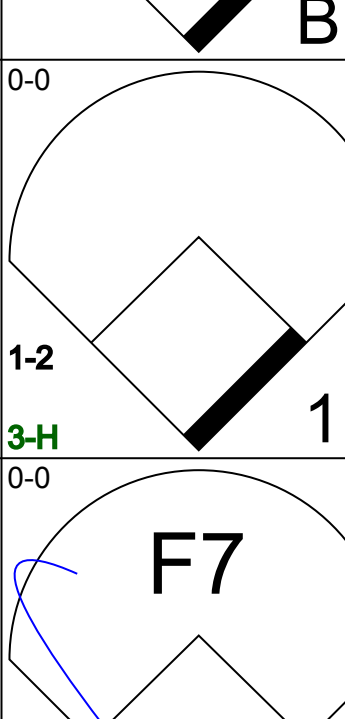
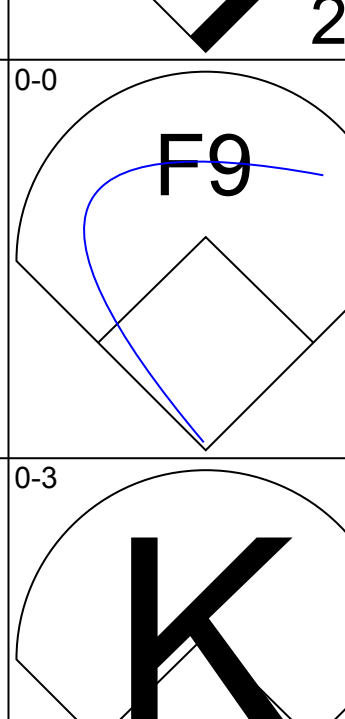
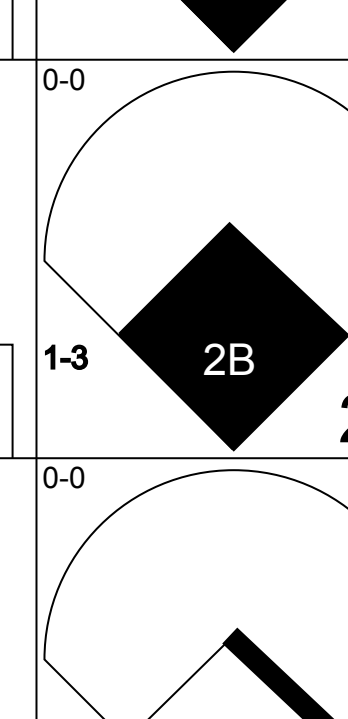
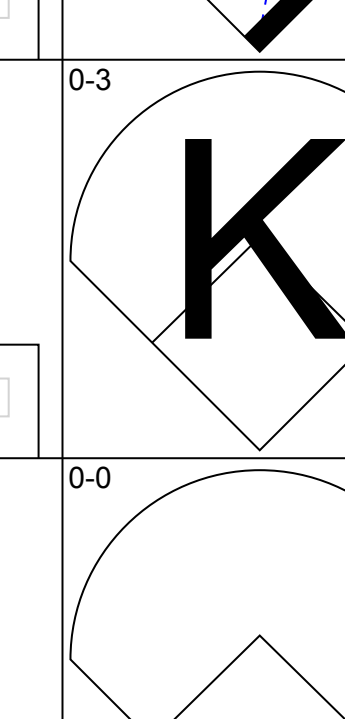
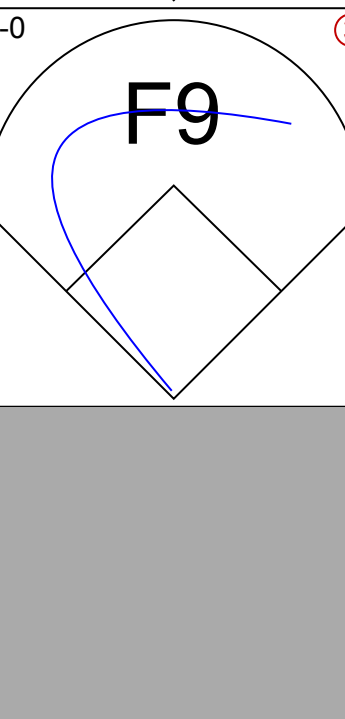
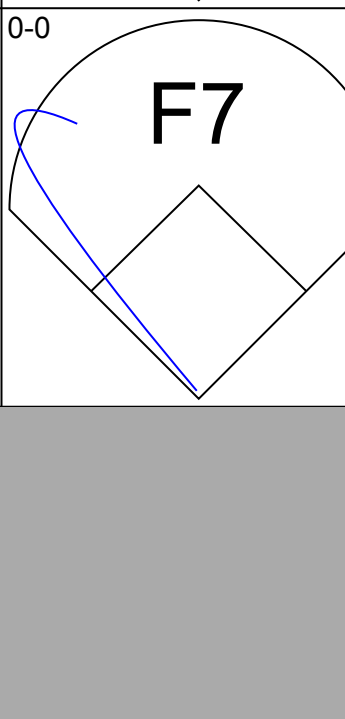
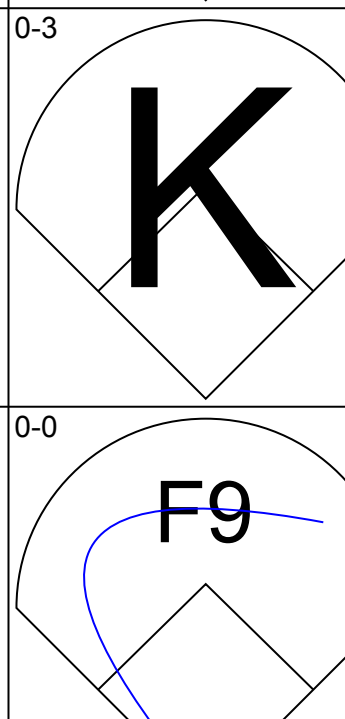
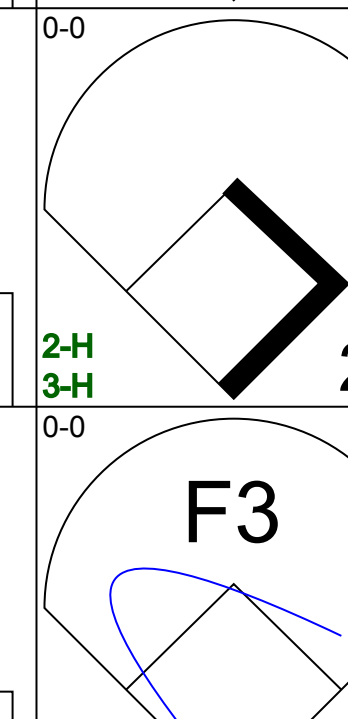
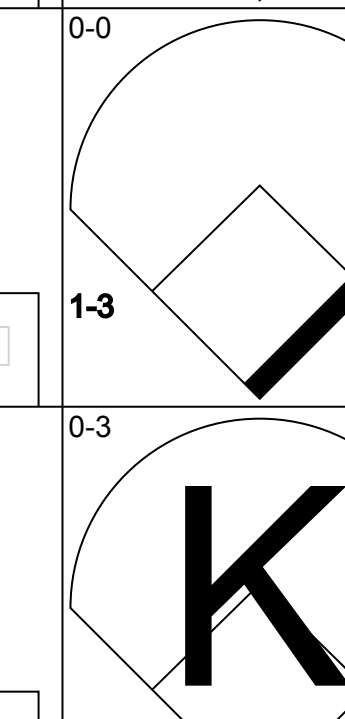
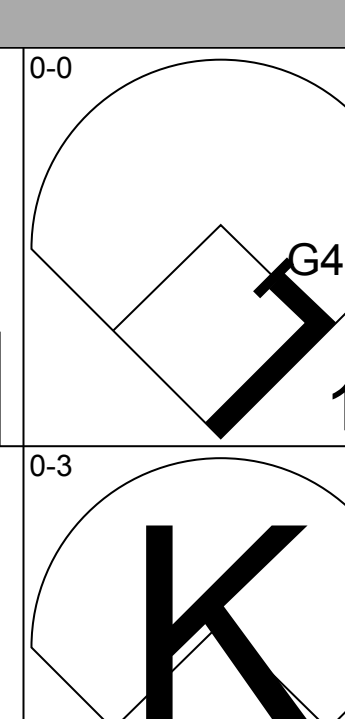
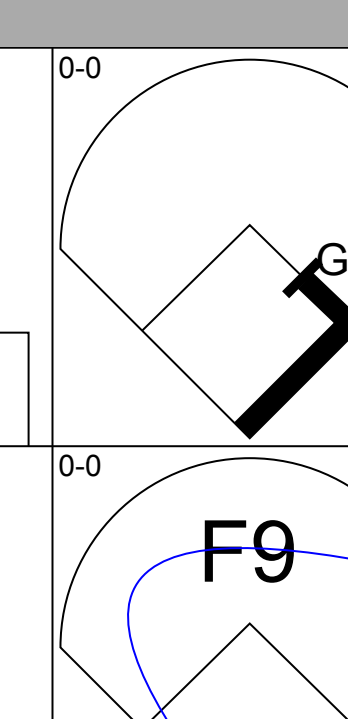
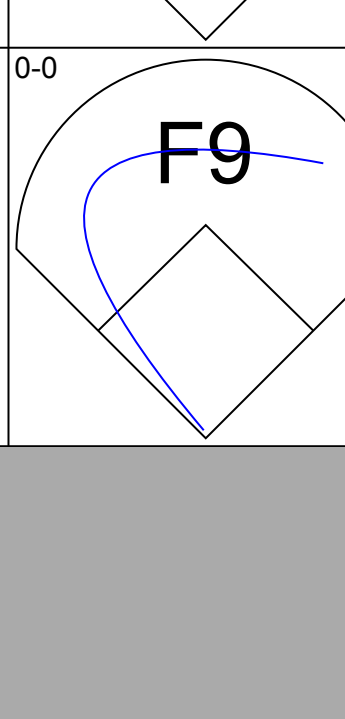
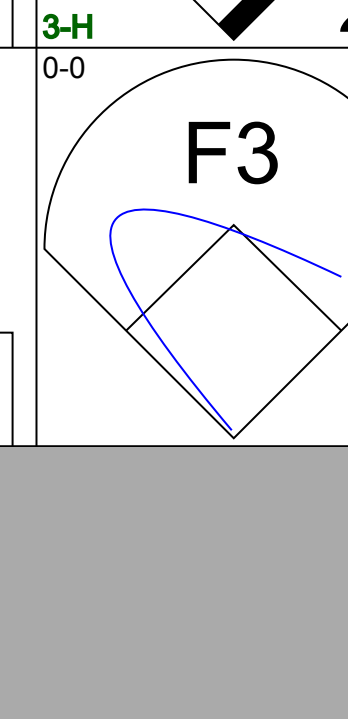
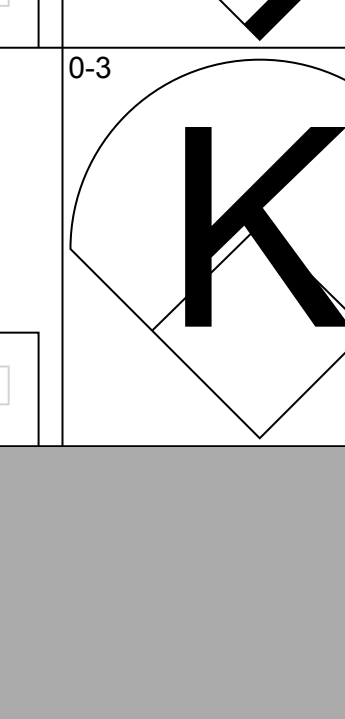
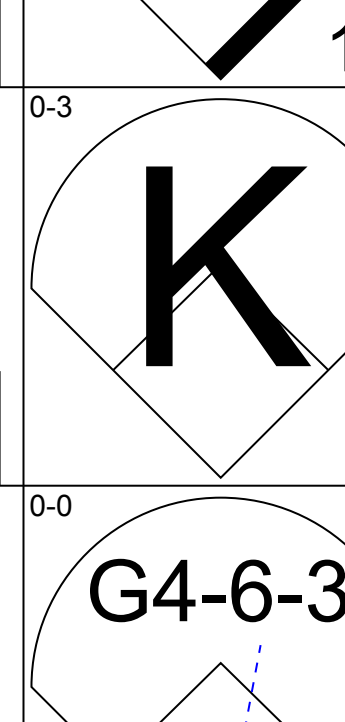
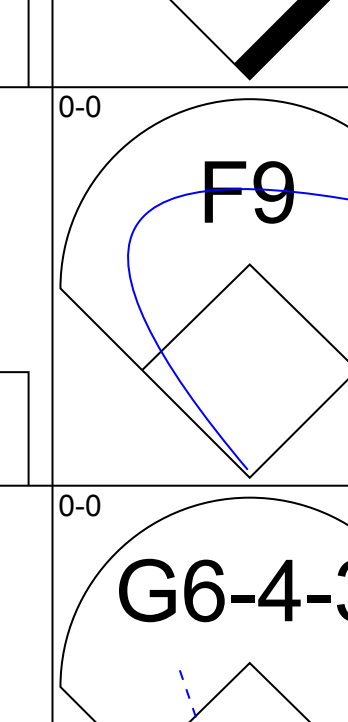
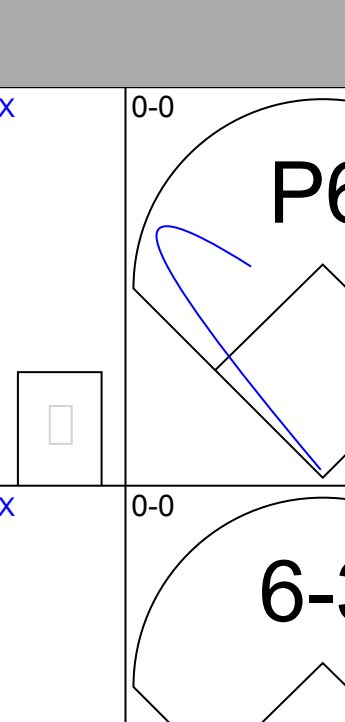
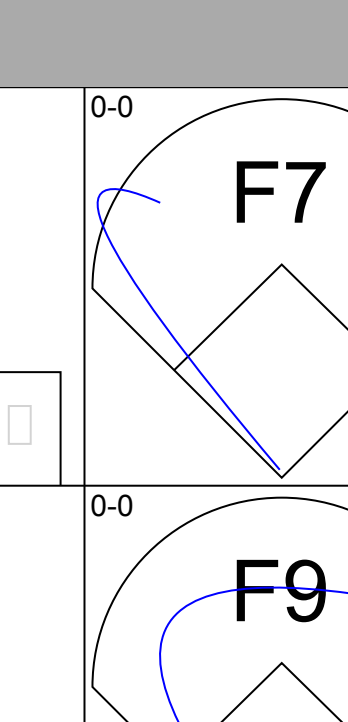
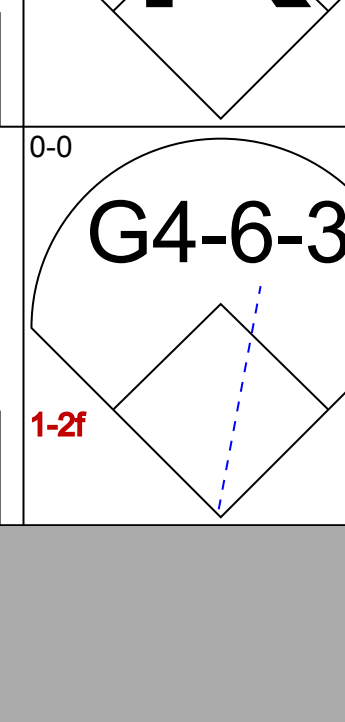
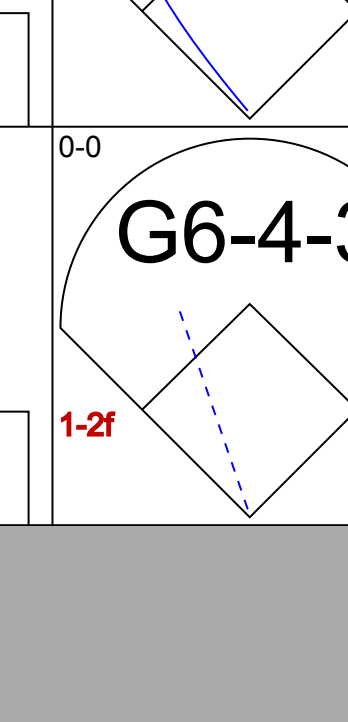
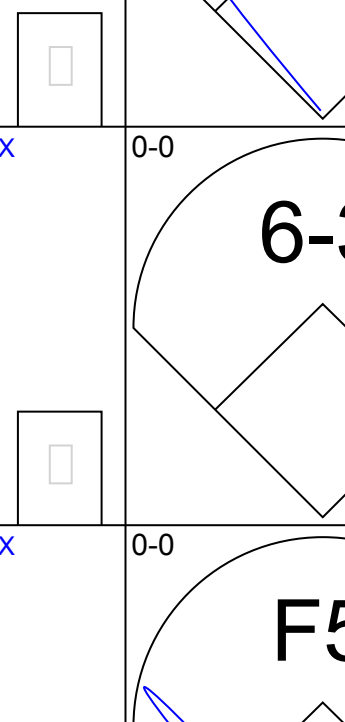
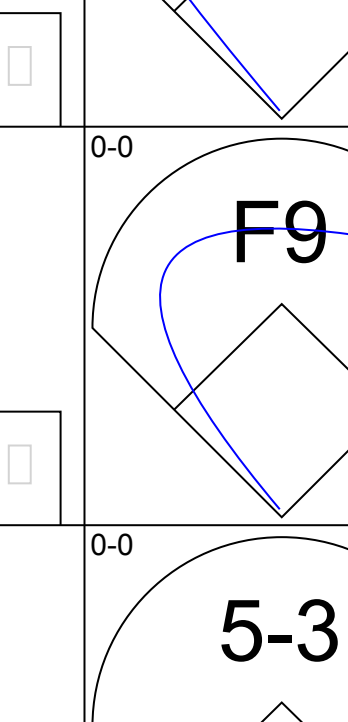
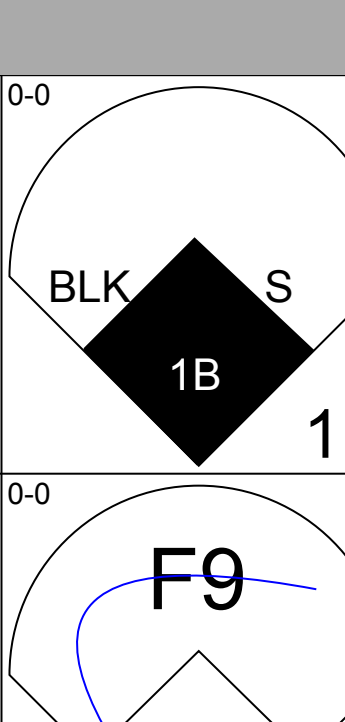
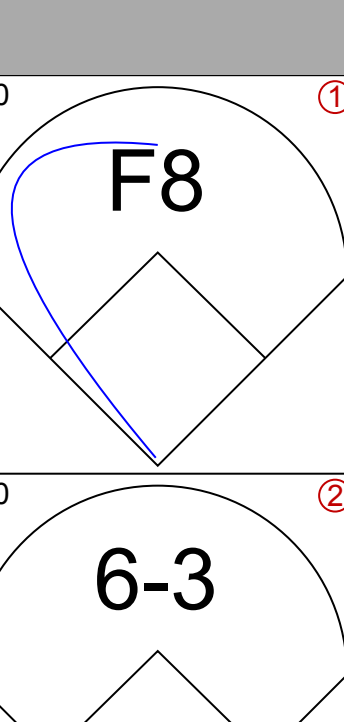
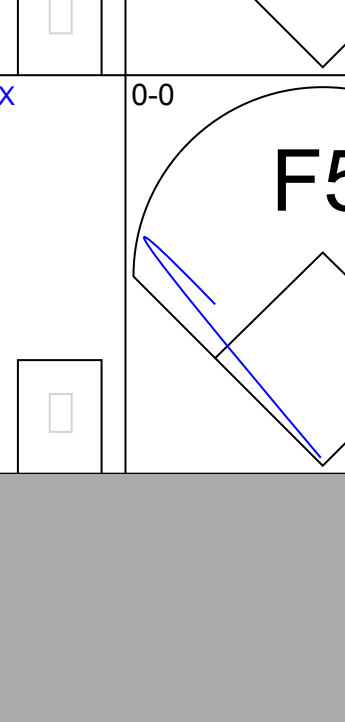
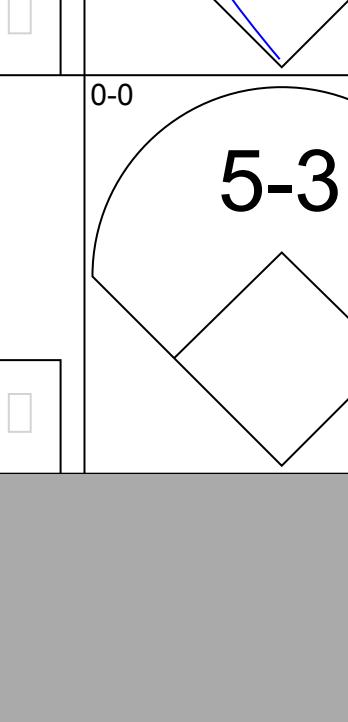
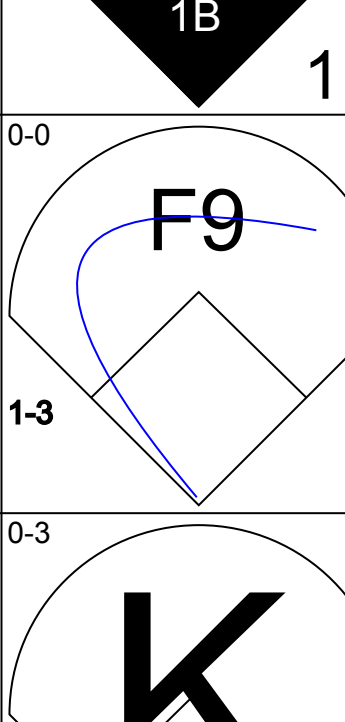
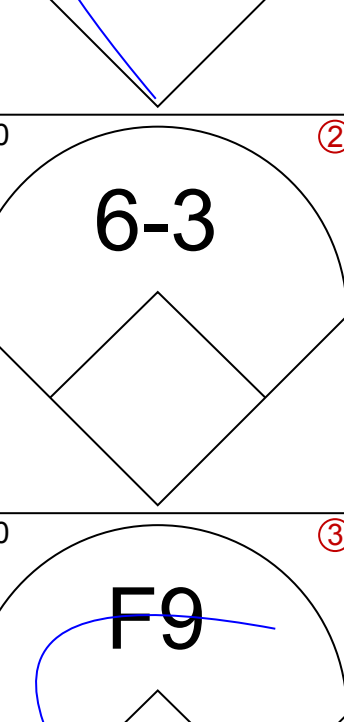
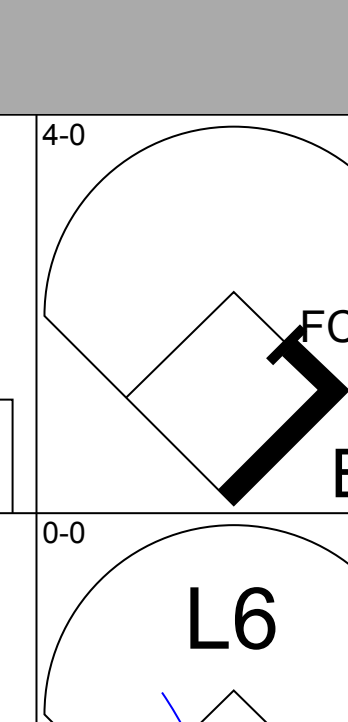
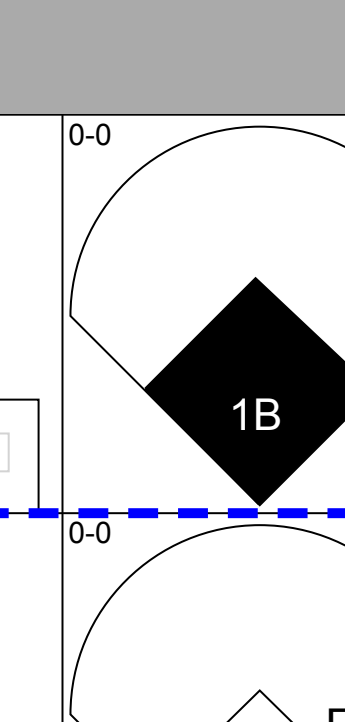

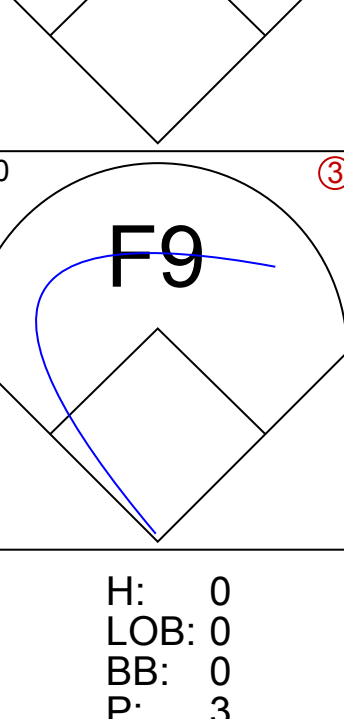
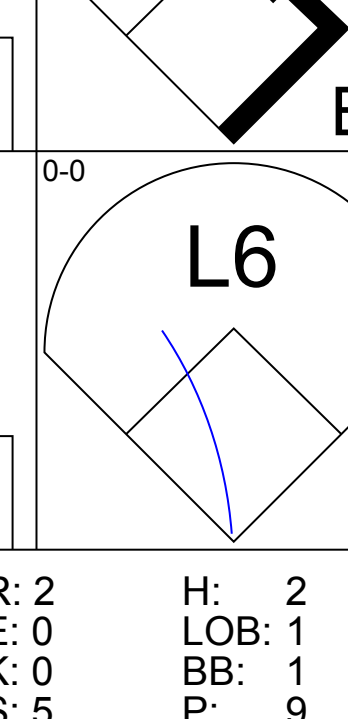
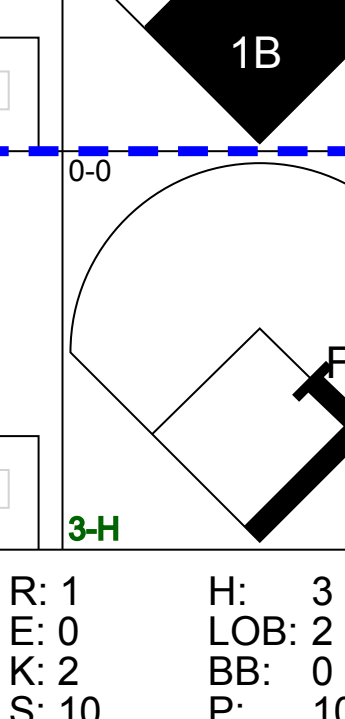


Batter	1	2	3	4	5	6	7	8	9	10	11	AB	R	H	RBI	BB	SO	LOB	BOTTOM							
Felix Millan, R OBP: 0.250, SLG: 0.200 (1, 4)	5-3		6-3			SH2-4 1B		E1 1B 1B		P2		5	1	2	0	0	0	1								
Sonny Jackson, L OBP: 0.235, SLG: 0.375 (1, 6)	K			F7		SH2-4		1B		G6-4-3 1B		4	0	2	0	0	1	0								
Hank Aaron, R OBP: 0.353, SLG: 0.333 (1, 9)	4-3			6-3		F8		G6-4-3 1B		G6-4-3		5	0	1	1	0	0	2								
Felipe Alou, R OBP: 0.333, SLG: 0.353 (1, 8)		1-3		E5 1B				G6-4-3				4	0	2	0	1	0	2								
Clete Boyer, R OBP: 0.176, SLG: 0.067 (1, 5)		6-3		5-3		K		K		FC4-6 1B		4	1	0	0	1	1	4								
Deron Johnson, R OBP: 0.313, SLG: 0.462 (1, 3)		P6				6-3		5-3		FC3-6 BB		4	0	0	0	1	0	1								
Bob Tillman, R OBP: 0.375, SLG: 0.714 (1, 2)			B3-5-4 1B BB			K		K		1-3		4	0	1	1	1	2	1								
Sandy Valdespino, L OBP: 0.625, SLG: 0.900 (1, 7)			B3-5-4 1B					3-1		WP 1B		3	0	2	0	1	0	0								
Ken Johnson, R Tito Francona, L Claude Raymond, R Mike Lum, L Tony Cloninger, R (1, 1) (8, PH) (9, PH) (9, PH) (10, 1)			B3-5-4			K		F8		K		2	0	0	0	0	1	3								
Inning Stats	R: 0 E: 0 K: 1 S: 5	H: 0 LOB: 0 BB: 0 P: 5	R: 0 E: 0 K: 0 S: 3	H: 0 LOB: 0 BB: 0 P: 3	R: 0 E: 0 K: 0 S: 3	H: 1 LOB: 1 BB: 7 P: 7	R: 0 E: 0 K: 0 S: 4	H: 1 LOB: 1 BB: 0 P: 4	R: 0 E: 0 K: 2 S: 8	H: 1 LOB: 1 BB: 0 P: 8	R: 0 E: 0 K: 1 S: 6	H: 0 LOB: 0 BB: 0 P: 5	R: 1 E: 1 K: 0 S: 5	H: 3 LOB: 1 BB: 0 P: 5	R: 0 E: 0 K: 1 S: 5	H: 0 LOB: 2 BB: 2 P: 13	R: 0 E: 0 K: 0 S: 3	H: 1 LOB: 0 BB: 0 P: 3	R: 1 E: 0 K: 0 S: 3	H: 2 LOB: 2 BB: 1 P: 7	1B: 10 2B: 0 3B: 0 HR: 0	SF: 0 SAC: 1 DP: 3 HBP: 0	WP: 1 PB: 0 SB: 0 CS: 0	PA: 43		
PITCHER	George Culver, R ERA: (1, 1)	IP: 6.0 WLS: 23 BF: 23 H: 4 R: 0 ER: 0 SO: 4 BB: 1 IBB: 1 HBP: 0 BLK: 0 WP: 0 HR: 0 S: 29 P: 37 ERA: 0.00 WHIP: 0.833	Ted Abernathy, R ERA: 3.0 (7, 1)	2.0 L: 11 W: 2 S: 1	8 R: 1 ER: 1 SO: 1 BB: 1 IBB: 1 HBP: 0 BLK: 0 WP: 1 HR: 0 S: 10 P: 22 ERA: 3.86 WHIP: 1.714	Bob Lee, R ERA: 3.0 (9, 1)	2.1 W: 1 L: 1 S: 0	1 R: 0 ER: 0 SO: 0 BB: 0 IBB: 0 HBP: 0 BLK: 0 WP: 0 HR: 0 S: 10 P: 1 ERA: * WHIP: *	PITCHER	IP	WLS	BF	H	R	ER	SO	BB	IBB	HBP	BLK	WP	HR	S	P	ERA	WHIP

Cincinnati Reds @ Atlanta Braves
Atlanta Stadium, Atlanta, GA
Sat Apr 13 1968, 6:05 PM EST
Att: 30,222 - Unknown

AB	37
R	2
H	10
RBI	2
BB	5
SO	6
LOB	16

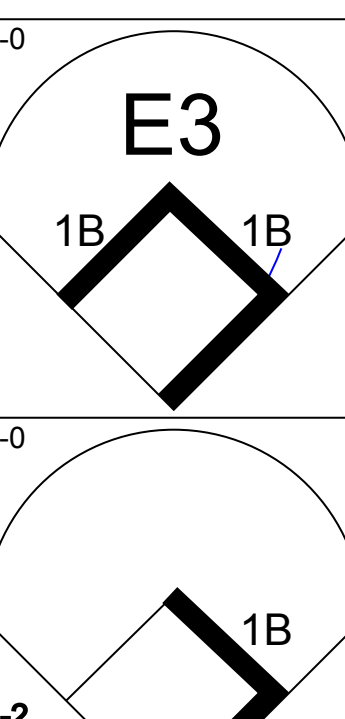
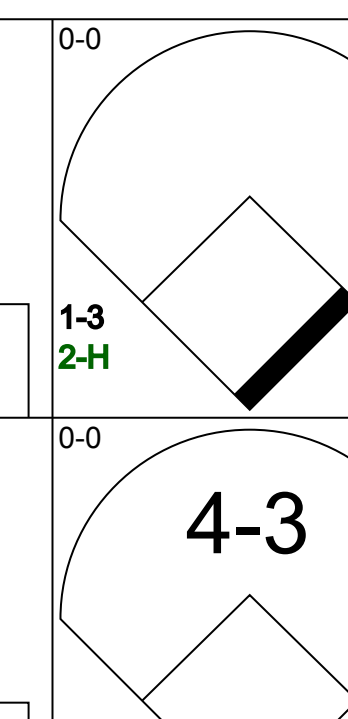
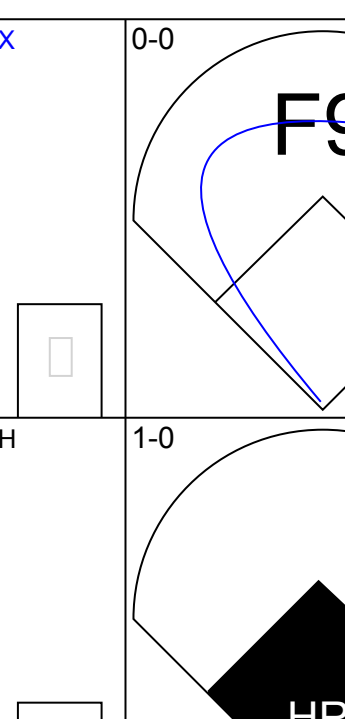
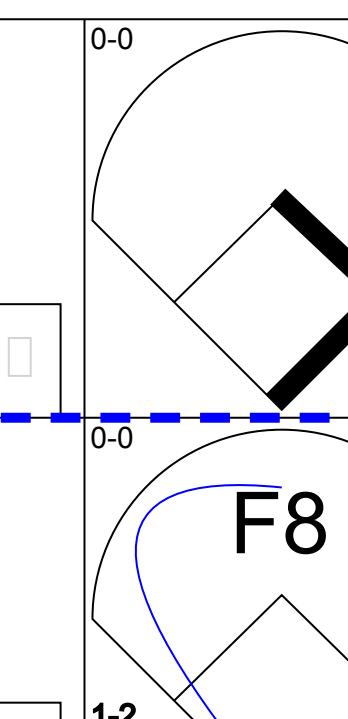
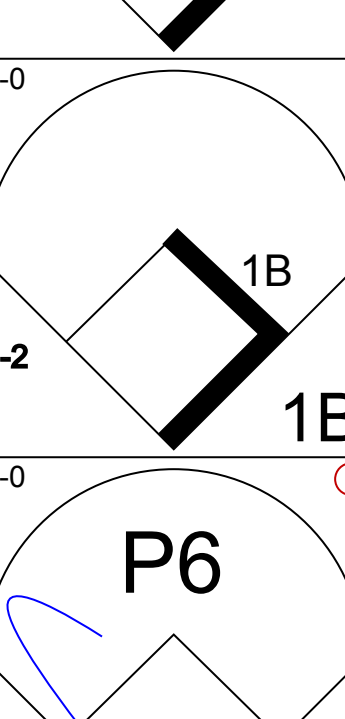
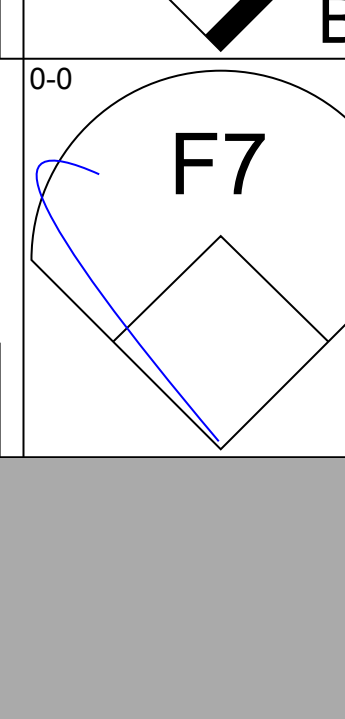
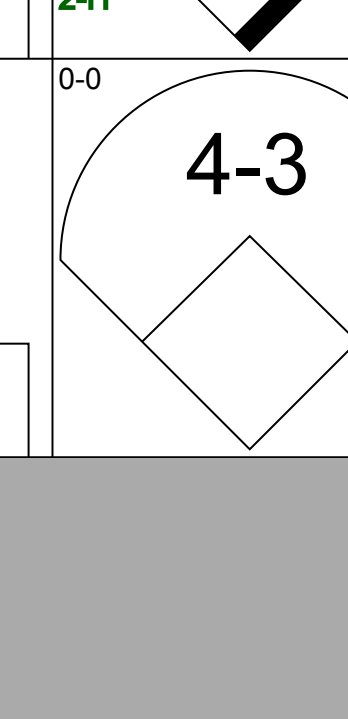
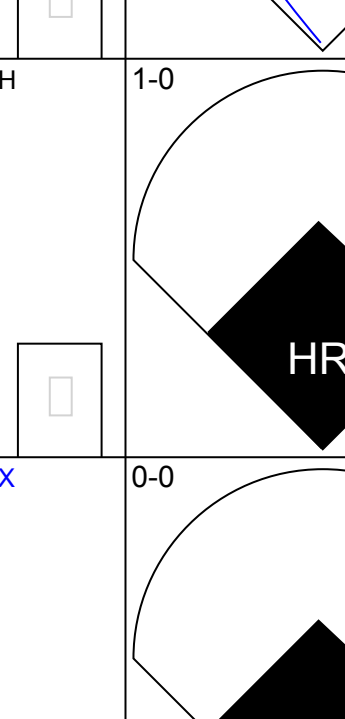
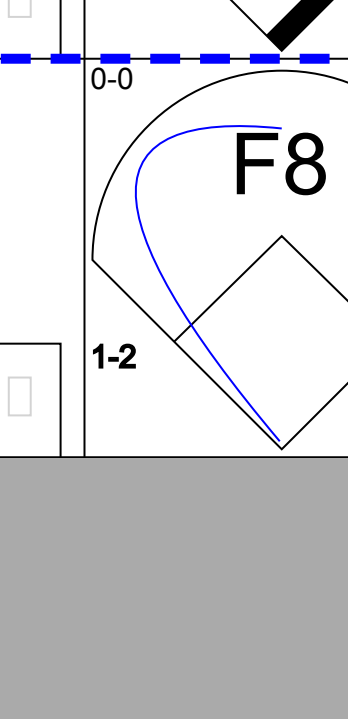
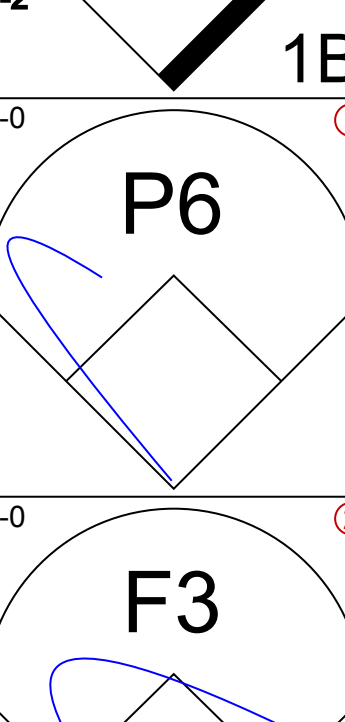
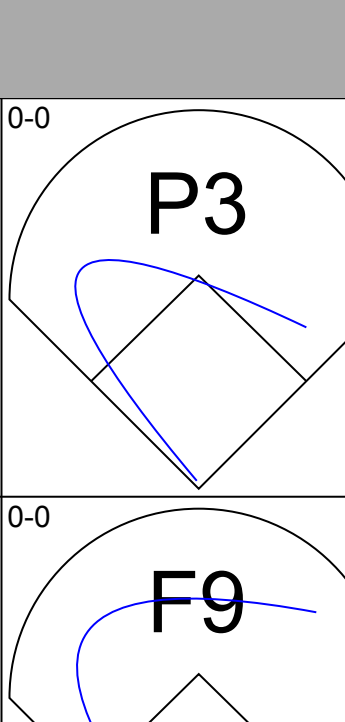
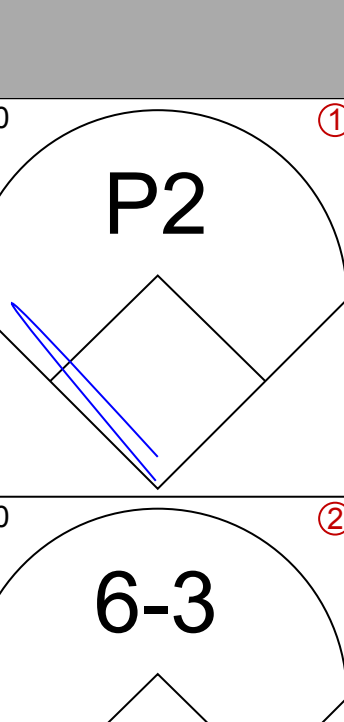
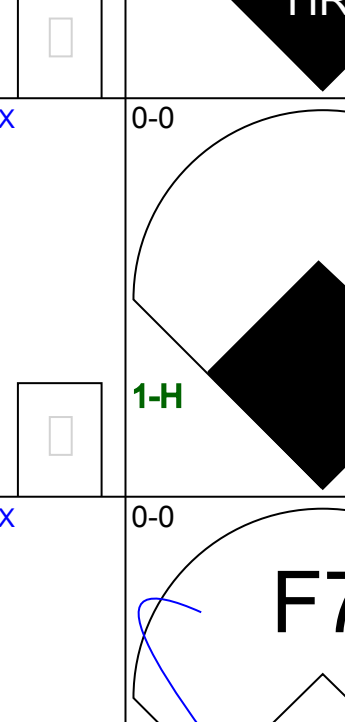

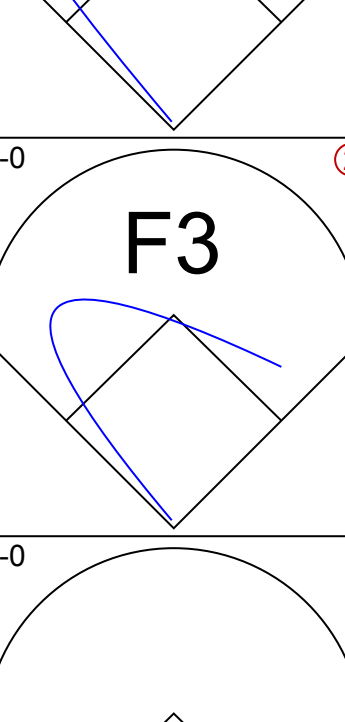
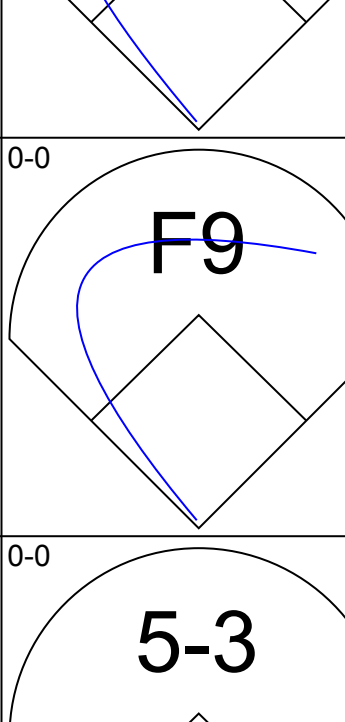
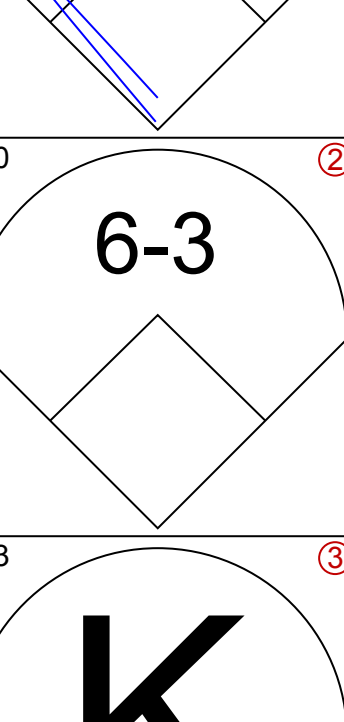
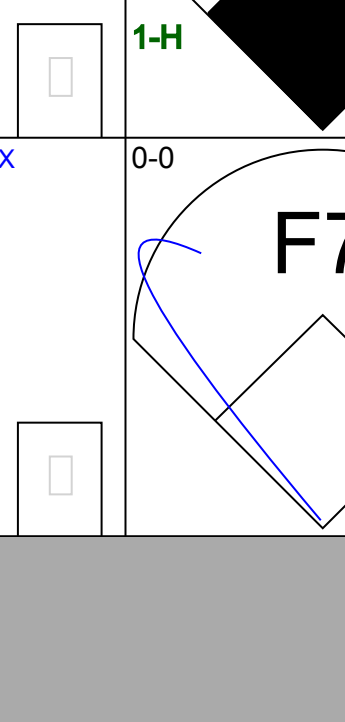

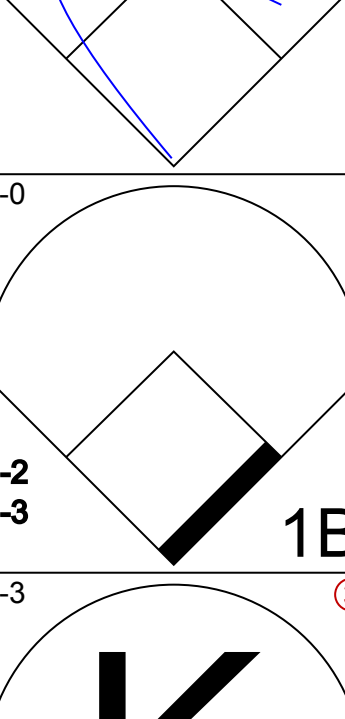
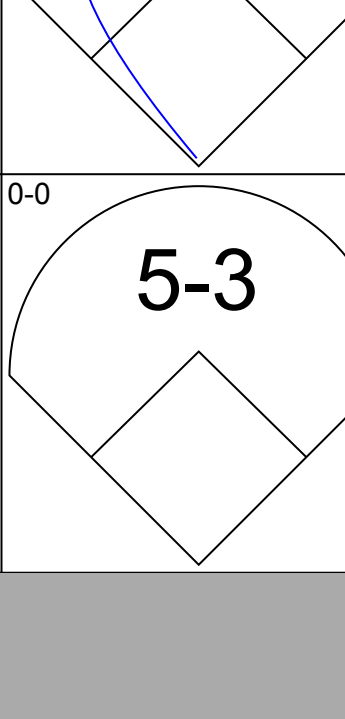
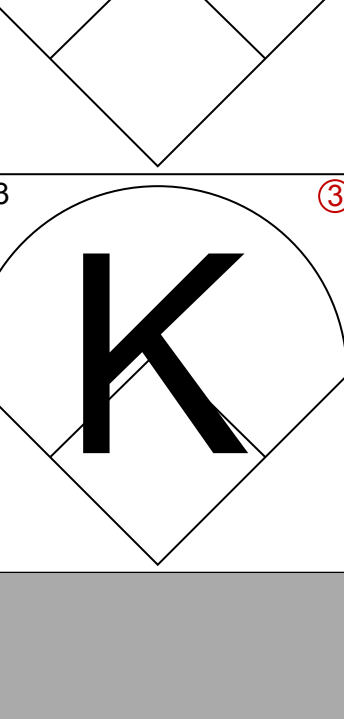
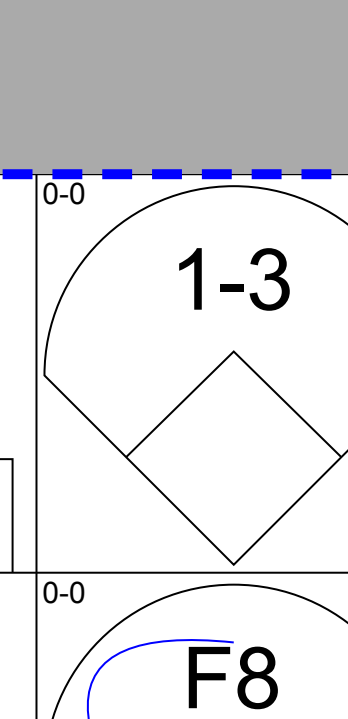
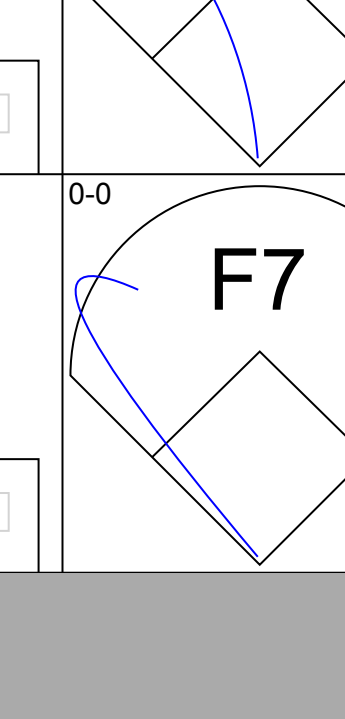
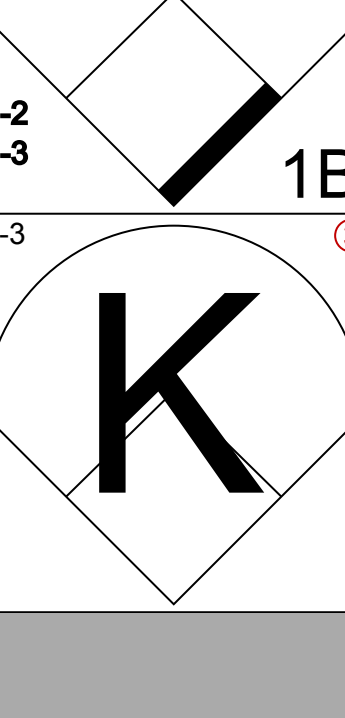
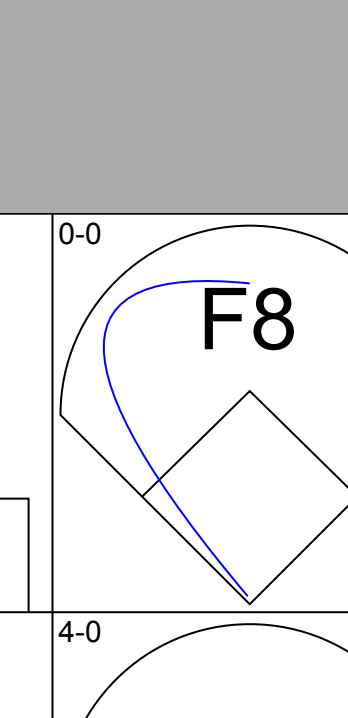
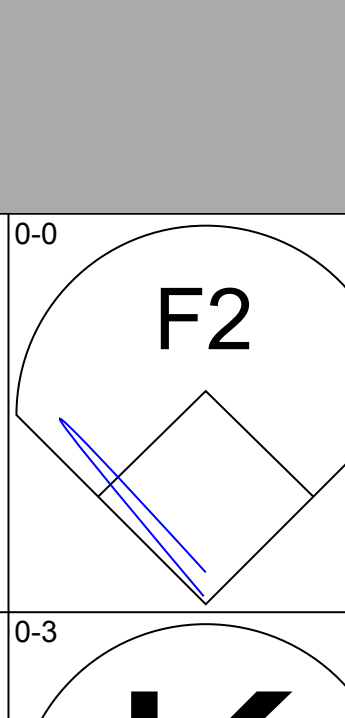
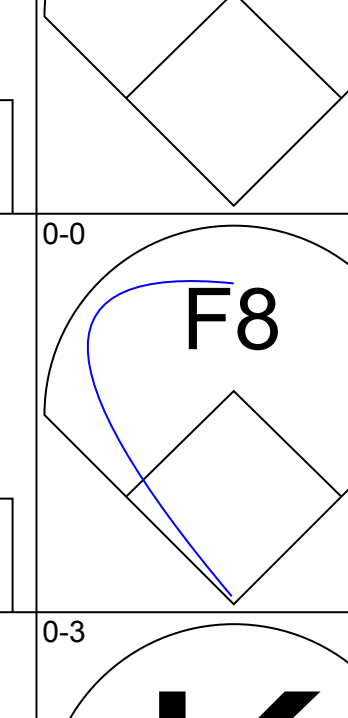
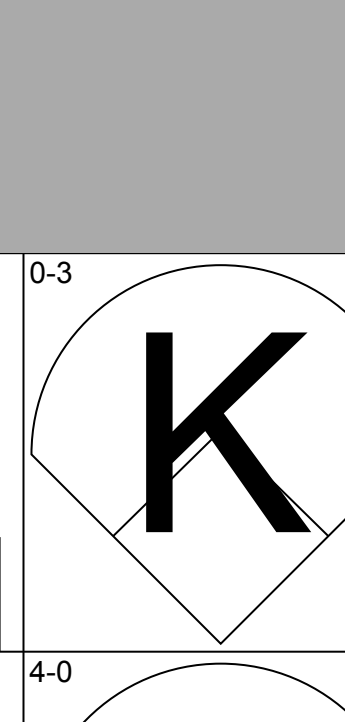
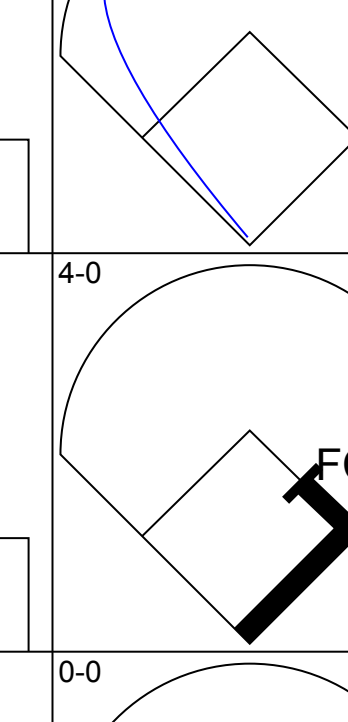
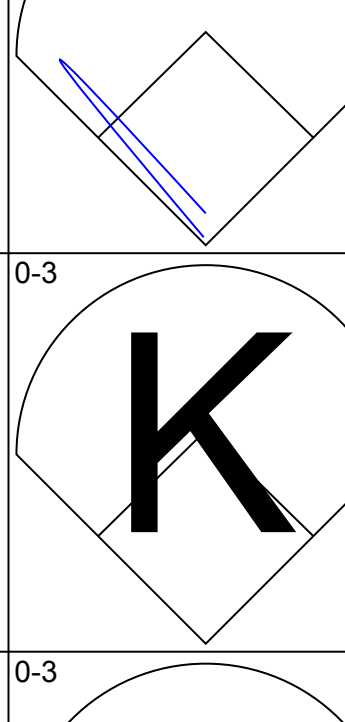
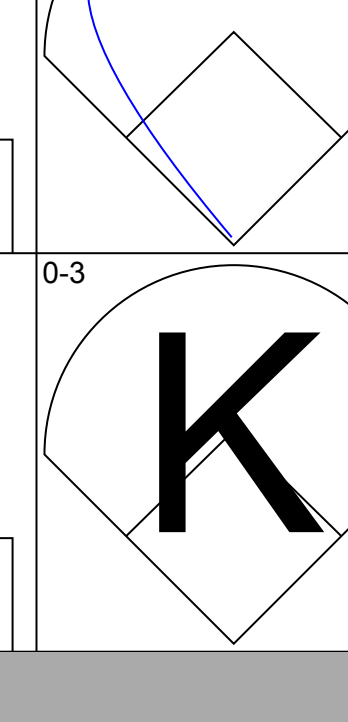
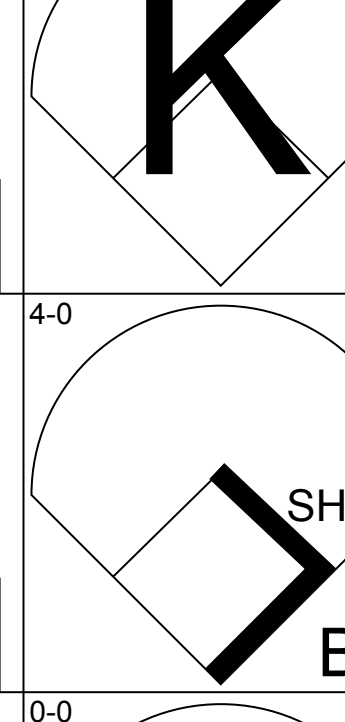
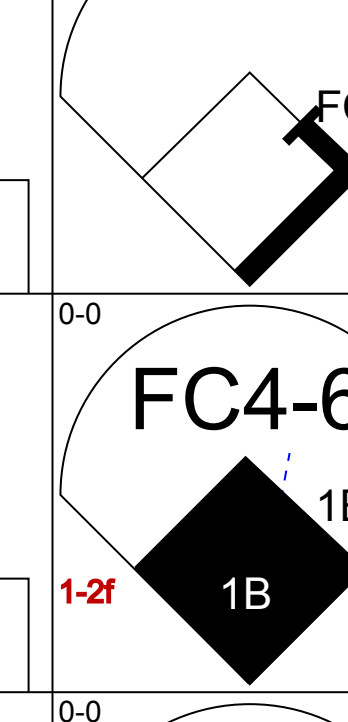
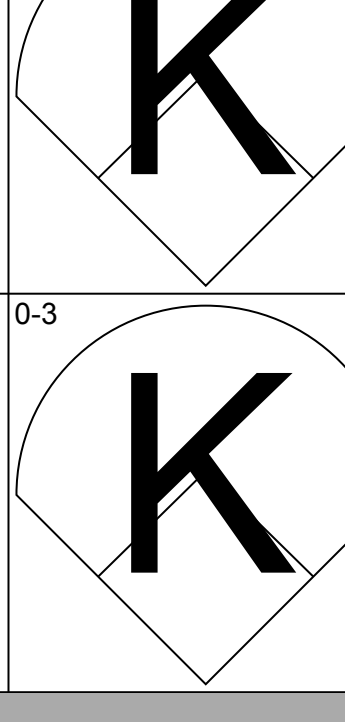
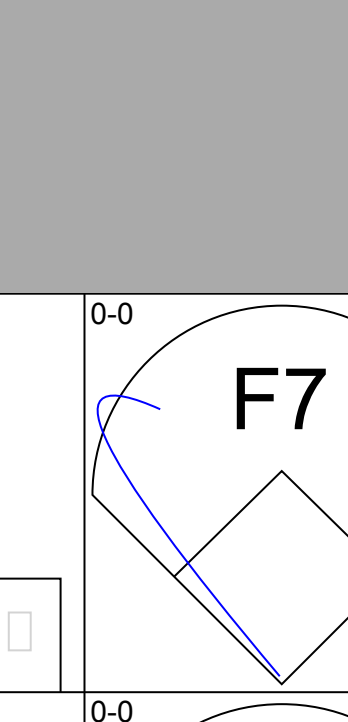
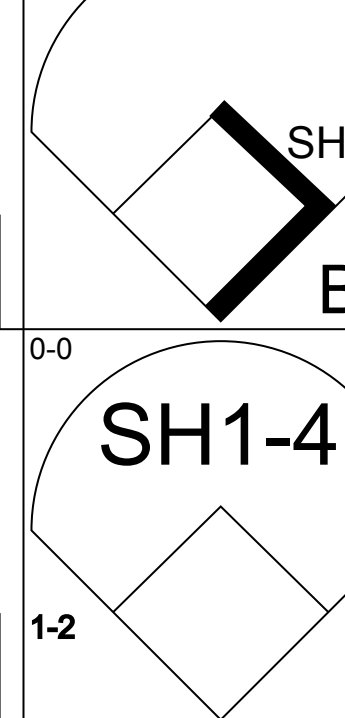
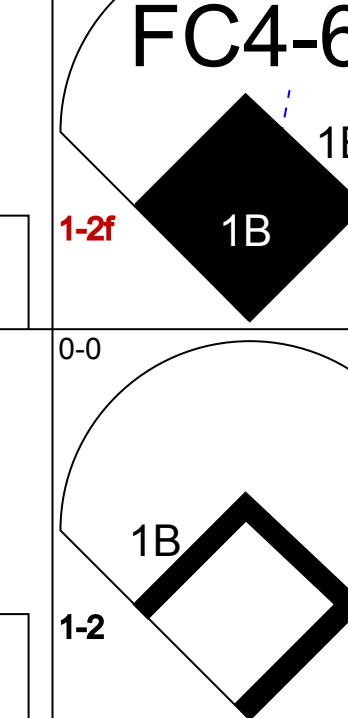
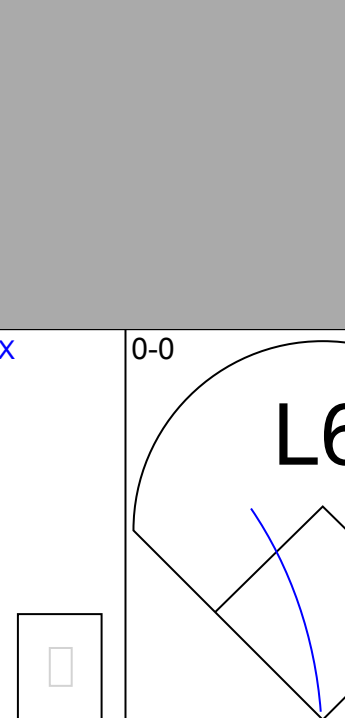
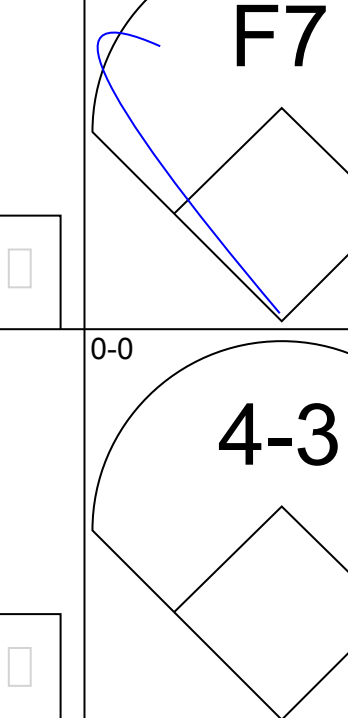


Batter	1	2	3	4	5	6	7	8	9	10	AB	R	H	RBI	BB	SO	LOB	TOP		
Lou Brock, L OBP: 0.250, SLG: 0.273 (1, 7)											4	1	1	0	1	1	3	St. Louis Cardinals @ Atlanta Braves Atlanta Stadium, Atlanta, GA Mon Apr 15 1968, 6:05 PM EST Att. 11,738 - Unknown		
Curt Flood, R OBP: 0.500, SLG: 0.667 (1, 8)											5	1	2	1	0	1	3			
Roger Maris, L OBP: 0.385, SLG: 0.917 Dick Hughes, R (10, 1)											5	0	2	2	0	1	3			
Orlando Cepeda, R OBP: 0.476, SLG: 0.714 (1, 3)											5	0	2	0	0	1	4			
Tim McCarver, L OBP: 0.333, SLG: 0.276 (1, 2)											4	0	0	0	0	1	2			
Mike Shannon, R OBP: 0.354, SLG: 0.476 (1, 5)											4	0	0	0	0	0	2			
Julian Javier, R OBP: 0.273, SLG: 0.286 (1, 4)											4	1	1	0	0	0	0			
Dal Maxvill, R OBP: 0.429, SLG: 0.500 Dick Simpson, R OBP: 0.429, SLG: 1.000 (10, PR) (10, 9)											3	0	1	0	1	0	1			
Bob Gibson, R OBP: 0.250, SLG: 0.250 Bobby Tolson, L OBP: 0.167, SLG: 0.333 Ron Willis, R (8, 1) Joe Hoerner, L (8, 1) Johnny Edwards, L OBP: 0.357, SLG: 1.000 Dick Schofield, S (10, PR) (10, 6)											2	0	0	0	0	0	1			
Inning Stats	R: 0 E: 0 K: 1 S: 5	H: 0 LOB: 0 BB: 0 P: 5	R: 0 E: 0 K: 1 S: 5	H: 1 LOB: 0 BB: 0 P: 5	R: 1 E: 0 K: 1 S: 7	H: 2 LOB: 2 BB: 1 P: 11	R: 0 E: 0 K: 0 S: 3	H: 1 LOB: 0 BB: 0 P: 3	R: 0 E: 0 K: 0 S: 3	H: 0 LOB: 0 BB: 0 P: 3	R: 2 E: 0 K: 0 S: 5	H: 2 LOB: 1 BB: 1 P: 9	R: 0 E: 0 K: 0 S: 3	H: 0 LOB: 0 BB: 0 P: 3	R: 1 E: 0 K: 2 S: 10	H: 3 LOB: 2 BB: 0 P: 10	1B: 6 2B: 3 3B: 1 HR: 0		SF: 0 SAC: 0 DP: 2 HBP: 0	WP: 0 PA: 40
PITCHER	IP 9.0	WLS L	BF 35	H 8	R 4	ER 4	SO 4	BB 2	IBB 0	HBP 0	BLK 1	WP 0	HR 0	S 41	P 49	ERA 4.00	WHIP 1.111			
Pat Jarvis, R ERA: 3.12 Cecil Upshaw, R ERA:	(1, 1)	(10, 1)	1.0	5	2	0	0	2	0	0	0	0	0	0	9	9	0.00	2.000		

AB	38
R	4
H	10
RBI	4
BB	2
SO	6
LOB	20

WP: 0	PA: 40
PB: 0	
SB: 1	
CS: 0	

PITCHER	IP	WLS	BF	H	R	ER	SO	BB	IBB	HBP	BLK	WP	HR	S	P	ERA	WHIP	
Pat Jarvis, R	(1, 1)	9.0	L	35	8	4	4	4	2	0	0	1	0	0	41	49	4.00	1.111
Cecil Upshaw, R	(10, 1)	1.0	5	2	0	0	2	0	0	0	0	0	0	0	9	9	0.00	2.000

Batter	1	2	3	4	5	6	7	8	9	10	AB	R	H	RBI	BB	SO	LOB	BOTTOM		
Felix Millan, R OBP: 0.333, SLG: 0.263 (1, 4)											4	0	2	1	1	0	0	St. Louis Cardinals @ Atlanta Braves Atlanta Stadium, Atlanta, GA Mon Apr 15 1968, 6:05 PM EST Att. 11,738 - Unknown		
Sonny Jackson, L OBP: 0.273, SLG: 0.350 (1, 6)											4	1	1	0	0	0	5			
Hank Aaron, R OBP: 0.318, SLG: 0.450 (1, 9)											5	1	1	2	0	0	2			
Felipe Alou, R OBP: 0.251, SLG: 0.273 (1, 8)											5	0	0	0	0	0	2			
Clete Boyer, R OBP: 0.102, SLG: 0.100 (1, 5)											5	0	1	0	0	1	0			
Deron Johnson, R OBP: 0.250, SLG: 0.353 (1, 3)											4	0	0	0	0	1	3			
Bob Tillman, R OBP: 0.333, SLG: 0.500 (1, 2)											3	0	0	0	1	3	0			
Sandy Valdespino, L OBP: 0.500, SLG: 0.333 (1, 7)											3	1	0	0	1	1	1			
Pat Jarvis, R OBP: 0.250, SLG: 0.250 Cecil Upshaw, R (10, 1)											3	0	1	0	0	0	0			
Inning Stats	R: 0 E: 1 K: 1 S: 8	H: 2 LOB: 3 BB: 0 P: 8	R: 0 E: 0 K: 1 S: 5	H: 0 LOB: 2 BB: 2 P: 13	R: 0 E: 0 K: 0 S: 3	H: 0 LOB: 0 BB: 0 P: 3	R: 1 E: 0 K: 0 S: 5	H: 2 LOB: 2 BB: 1 P: 9	R: 0 E: 0 K: 1 S: 5	H: 0 LOB: 0 BB: 0 P: 5	R: 0 E: 0 K: 2 S: 7	H: 1 LOB: 1 BB: 0 P: 5	R: 0 E: 0 K: 1 S: 5	H: 0 LOB: 0 BB: 0 P: 5	R: 0 E: 0 K: 0 S: 4	H: 1 LOB: 1 BB: 0 P: 4	1B: 5 2B: 0 3B: 0 HR: 1		SF: 0 SAC: 1 DP: 0 HBP: 1	WP: 0 PA: 41
PITCHER	IP	WLS	BF	H	R	ER	SO	BB	IBB	HBP	BLK	WP	HR	S	P	ERA	WHIP			
Bob Gibson, R	(1, 1)	7.0	31	5	3	3	5	3	3	0	0	0	0	0	37	50	3.86	1.143		
Ron Willis, R	(8, 1)	1.2	6	1	0	0	1	0	0	0	0	0	0	0	8	8	0.00	0.600		
Joe Hoerner, L	(9, 1)	0.1	W	1	0	0	0	0	0	0	0	0	0	1	1	0.00	0.000			
Dick Hughes, R	(10, 1)	1.0	S	3	0	0	0	0	0	0	0	0	0	3	3	0.00	0.000			

AB	36
R	3
H	6
RBI	3
BB	3
SO	6
LOB	13



WP: 0	PA: 41
PB: 0	
SB: 1	
CS: 0	

Batter	1	2	3	4	5	6	7	8	9	AB	R	H	RBI	BB	SO	LOB	TOP			
Lou Brock, L OBP: 0.241, SLG: 0.259 (1, 7)	6-3		F9 FC4-2-5 1B		4-3	F8		F8		5	0	1	0	0	0	0	St. Louis Cardinals @ Atlanta Braves Atlanta Stadium, Atlanta, GA Tue Apr 16 1968, 6:05 PM EST Att: 8,412 - Unknown livebaseballscores.com			
Curt Flood, R OBP: 0.483, SLG: 0.607 (1, 8)	2B BB		F9		F 2B 1B	5-3			6-3	4	2	1	0	1	0	1				
Roger Maris, L OBP: 0.333, SLG: 0.706 (1, 9)	F8		FC4-2-5		E7 2B 1B		K		K	5	1	1	0	0	2	2				
Orlando Cepeda, R OBP: 0.571, SLG: 0.840 (1, 3)	1H 2B		FC6-4 BB		HR 2B		1B S 1B			4	1	4	3	1	0	0				
Tim McCarver, L OBP: 0.346, SLG: 0.273 (1, 2)	F7		FC6-4		HR IBB				F9	4	1	1	0	1	0	4				
Mike Shannon, R OBP: 0.346, SLG: 0.560 (1, 5)		6-3			F7	HR		K		4	1	1	3	0	1	2				
Julian Javier, R OBP: 0.308, SLG: 0.261 (1, 4)		F9 S BB			FC6-4 BB		K		K	2	0	0	0	2	2	2				
Dal Maxvill, R OBP: 0.360, SLG: 0.409 (1, 6)		F9			F7		F9		6-3	4	0	0	0	0	0	2				
Nelson Briles, R Joe Hoerner, R (9, 1)		F9			FC6-4		F9		4-3	4	0	0	0	0	0	2				
										0	0	0	0	0	0	0				
Inning Stats	R: 1 E: 0 K: 0 S: 4	H: 1 LOB: 1 BB: 1 P: 8	R: 0 E: 0 K: 0 S: 3	H: 0 LOB: 1 BB: 1 P: 7	R: 0 E: 0 K: 0 S: 4	H: 1 LOB: 2 BB: 1 P: 8	R: 0 E: 0 K: 0 S: 3	H: 0 LOB: 1 BB: 1 P: 7	R: 5 E: 1 K: 1 S: 9	H: 4 LOB: 0 BB: 1 P: 13	R: 0 E: 0 K: 3 S: 11	H: 2 LOB: 2 BB: 0 P: 11	R: 0 E: 0 K: 1 S: 6	H: 0 LOB: 0 BB: 0 P: 3	R: 0 E: 0 K: 1 S: 6	H: 1 LOB: 1 BB: 0 P: 6	1B: 6 2B: 2 3B: 0 HR: 1	SF: 0 SAC: 0 DP: 0 HBP: 0	WP: 0 PB: 0 SB: 3 CS: 0	PA: 41
PITCHER	IP WLS BF H R ER SO	IP WLS BF H R ER SO	IP WLS BF H R ER SO	IP WLS BF H R ER SO	IP WLS BF H R ER SO	IP WLS BF H R ER SO	IP WLS BF H R ER SO	IP WLS BF H R ER SO	IP WLS BF H R ER SO	IP WLS BF H R ER SO	IP WLS BF H R ER SO	IP WLS BF H R ER SO	IP WLS BF H R ER SO	IP WLS BF H R ER SO	IP WLS BF H R ER SO	IP WLS BF H R ER SO	ERA WHIP	ERA WHIP		
Tony Cloninger, R ERA: 5.68 (1, 1)	4.1 L 22 5 4 4 0																			
Ron Reed, R ERA: 5.0 (5, 1)	2.2 12 3 2 2 4																			
Clay Carroll, R ERA: 4.5 (8, 1)	2.0 7 1 0 0 1																			

Batter	1	2	3	4	5	6	7	8	9	AB	R	H	RBI	BB	SO	LOB	BOTTOM					
Felix Millan, R OBP: 0.308, SLG: 0.250 (1, 4)	6-3		F8		P4		1B 1-2 1B 1B		F9	5	1	1	0	0	0	3	St. Louis Cardinals @ Atlanta Braves Atlanta Stadium, Atlanta, GA Tue Apr 16 1968, 6:05 PM EST Att: 8,412 - Unknown livebaseballscores.com					
Sonny Jackson, L OBP: 0.259, SLG: 0.320 (1, 6)	4-3		K				F5		L6	5	0	1	0	0	1	3						
Hank Aaron, R OBP: 0.308, SLG: 0.417 (1, 9)	F7				F2		F8			4	0	1	1	0	0	3						
Felipe Alou, R OBP: 0.259, SLG: 0.269 (1, 8)		F9			E4 F9		4-3			4	0	1	1	0	0	0						
Clete Boyer, R OBP: 0.192, SLG: 0.087 (1, 5)					F9		6-3		FC6-4	3	0	0	0	1	0	3						
Deron Johnson, R OBP: 0.250, SLG: 0.333 (1, 3)					P4		F2			4	0	1	0	0	0	2						
Bob Tillman, R OBP: 0.313, SLG: 0.429 (1, 2)					K					4	0	1	0	0	1	2						
Sandy Valdespino, L OBP: 0.438, SLG: 0.308 (1, 7)			E1		F2					4	0	1	0	0	1	1						
Tony Cloninger, R Ron Reed, R Mike Luff, L Clay Carroll, R Tito Francona, L Tommy Aaron, R (1, 1) (5, 1) (7, PH) (8, 1) (9, PH) (9, PH)			K							1	0	0	0	0	1	1						
										1	0	1	0	0	0	0						
										0	0	0	0	0	0	0						
										0	0	0	0	0	0	0						
										1	0	0	0	0	1	0						
Inning Stats	R: 0 E: 0 K: 0 S: 3	H: 0 LOB: 0 BB: 0 P: 3	R: 0 E: 0 K: 1 S: 5	H: 0 LOB: 1 BB: 1 P: 9	R: 0 E: 1 K: 2 S: 8	H: 1 LOB: 1 BB: 0 P: 8	R: 0 E: 1 K: 0 S: 4	H: 0 LOB: 1 BB: 0 P: 4	R: 0 E: 0 K: 0 S: 6	H: 3 LOB: 3 BB: 0 P: 6	R: 0 E: 0 K: 0 S: 4	H: 1 LOB: 1 BB: 0 P: 4	R: 2 E: 0 K: 0 S: 7	H: 4 LOB: 2 BB: 0 P: 7	R: 0 E: 0 K: 1 S: 5	H: 0 LOB: 0 BB: 0 P: 5	R: 0 E: 0 K: 1 S: 5	H: 0 LOB: 0 BB: 0 P: 5	1B: 9 2B: 0 3B: 0 HR: 0	SF: 0 SAC: 0 DP: 0 HBP: 0	WP: 0 PB: 0 SB: 0 CS: 0	PA: 38
PITCHER	IP WLS BF H R ER SO	IP WLS BF H R ER SO	IP WLS BF H R ER SO	IP WLS BF H R ER SO	IP WLS BF H R ER SO	IP WLS BF H R ER SO	IP WLS BF H R ER SO	IP WLS BF H R ER SO	IP WLS BF H R ER SO	IP WLS BF H R ER SO	IP WLS BF H R ER SO	IP WLS BF H R ER SO	IP WLS BF H R ER SO	IP WLS BF H R ER SO	IP WLS BF H R ER SO	IP WLS BF H R ER SO	ERA WHIP	ERA WHIP				
Nelson Briles, R ERA: 1.76 (9, 1)	8.0 W 35 9 2 0 4																					
Joe Hoerner, L ERA: (9, 1)	1.0 S 3 0 0 0 1																					

St. Louis Cardinals @ Atlanta Braves
 Atlanta Stadium, Atlanta, GA
 Tue Apr 16 1968, 6:05 PM EST
 Att: 8,412 - Unknown

AB 36
 R 6
 H 9
 RBI 6
 BB 5
 SO 5
 LOB 15



St. Louis Cardinals @ Atlanta Braves
 Atlanta Stadium, Atlanta, GA
 Tue Apr 16 1968, 6:05 PM EST
 Att: 8,412 - Unknown

AB 37
 R 2
 H 9
 RBI 2
 BB 1
 SO 5
 LOB 18



Batter	1	2	3	4	5	6	7	8	9	AB	R	H	RBI	BB	SO	LOB	TOP			
Don Kessinger, S (1, 6) OBP: 0.333, SLG: 0.308	F9		F8			1-3		4-3		4	0	0	0	0	0	0				
Glenn Beckert, R (1, 4) OBP: 0.421, SLG: 0.500	6-3		1B			1B		5-3		4	0	2	0	0	0	0				
Billy Williams, L (1, 7) OBP: 0.444, SLG: 0.769	2B		G3			F9			1B	3	0	1	0	1	0	2				
Ron Santo, R (1, 5) OBP: 0.500, SLG: 0.650	K			6-3					BB	3	0	1	0	1	1	1				
14 Ernie Banks, R (1, 3) OBP: 0.231, SLG: 0.577		5-3		5-3		5-3			BB	4	0	0	0	0	0	4				
Lou Johnson, R (1, 9) OBP: 0.333, SLG: 0.533		G5-3	2B	6-3			F7		G6-4-3	4	0	1	0	0	0	2				
Randy Hundley, R (1, 2) OBP: 0.375, SLG: 0.476		BB		5-3			K			2	0	0	0	1	1	0				
Adolfo Phillips, R (1, 8) OBP: 0.261, SLG: 0.409		G5-3		6-3			F8			3	0	0	0	0	0	2				
Bill Hands, R (1, 1) OBP: 0.250, SLG: 0.250			K	1-3				F8		2	0	0	0	0	1	0				
Al Spangler, L (8, PH) OBP: 0.250, SLG: 0.375										1	0	0	0	0	0	0				
Bill Stoneman, R (8, 1)										0	0	0	0	0	0	0				
Inning Stats	R: 0 E: 0 K: 1 S: 6	H: 1 LOB: 1 BB: 0 P: 6	R: 0 E: 0 K: 0 S: 3	H: 1 LOB: 1 BB: 1 P: 7	R: 0 E: 0 K: 1 S: 6	H: 1 LOB: 0 BB: 0 P: 6	R: 0 E: 0 K: 0 S: 3	H: 0 LOB: 0 BB: 0 P: 3	R: 0 E: 0 K: 0 S: 4	H: 1 LOB: 2 BB: 1 P: 8	R: 0 E: 0 K: 1 S: 5	H: 0 LOB: 0 BB: 0 P: 5	R: 0 E: 0 K: 0 S: 3	H: 0 LOB: 1 BB: 1 P: 7	R: 0 E: 0 K: 0 S: 3	H: 1 LOB: 1 BB: 1 P: 7	1B: 3 2B: 2 3B: 0 HR: 0	SF: 0 SAC: 0 DP: 2 HBP: 0	WP: 0 PB: 0 SB: 1 CS: 0	PA: 33
PITCHER Phil Niekro, R (1, 1) ERA: 1.69	IP: 9.0 WLS: W BF: 33 H: 5 R: 0 ER: 0 SO: 3 BB: 3 IBB: 0 HBP: 0 BLK: 0 WP: 0 HR: 0 S: 36 P: 48 ERA: 0.00 WHIP: 0.889																			

Chicago Cubs @ Atlanta Braves
Atlanta Stadium, Atlanta, GA
Wed Apr 17 1968, 6:05 PM EST
Att. 5,475 - Unknown - 65 F

AB	30
R	0
H	5
RBI	0
BB	3
SO	3
LOB	11



Batter	1	2	3	4	5	6	7	8	9	AB	R	H	RBI	BB	SO	LOB	BOTTOM			
Felipe Alou, R (1, 8) OBP: 0.290, SLG: 0.300	5-3		1B			P3		CS		4	0	2	1	0	0	0				
Sonny Jackson, L (1, 6) OBP: 0.226, SLG: 0.276	6-3		4-3			6-3		F7		4	0	0	0	0	0	1				
Hank Aaron, R (1, 9) OBP: 0.310, SLG: 0.519	K			K			HR			3	1	1	1	0	2	0				
Joe Torre, R (1, 2) OBP: 0.250, SLG: 0.250		4-3		6-3			SH2-3	1B		3	0	1	0	0	0	0				
Felix Milan, R (1, 4) OBP: 0.286, SLG: 0.231		5-3		5-3			SH2-3			2	0	0	0	0	0	0				
Clete Boyer, R (1, 5) OBP: 0.207, SLG: 0.115		1B		K			F7			3	0	1	0	0	1	1				
Deron Johnson, R (1, 3) OBP: 0.222, SLG: 0.292		K		5-3			6-3			3	0	0	0	0	1	2				
Sandy Valdespino, L (1, 7) OBP: 0.421, SLG: 0.313			SH1-4	1B		4-3		K2-3		3	1	1	0	0	1	0				
Phil Niekro, R (1, 1) OBP: 0.200, SLG: 0.800		SH1-4		SH1-4		F8		F8		2	0	0	0	0	0	0				
Inning Stats	R: 0 E: 0 K: 1 S: 5	H: 0 LOB: 0 BB: 0 P: 5	R: 0 E: 0 K: 1 S: 6	H: 1 LOB: 0 BB: 0 P: 6	R: 1 E: 0 K: 0 S: 4	H: 2 LOB: 0 BB: 0 P: 4	R: 0 E: 0 K: 1 S: 5	H: 0 LOB: 0 BB: 0 P: 5	R: 0 E: 0 K: 0 S: 3	H: 0 LOB: 0 BB: 0 P: 3	R: 1 E: 0 K: 0 S: 5	H: 2 LOB: 1 BB: 0 P: 5	R: 0 E: 0 K: 1 S: 6	H: 1 LOB: 1 BB: 0 P: 6	R: 0 E: 0 K: 1 S: 6	H: 1 LOB: 1 BB: 0 P: 6	1B: 5 2B: 0 3B: 0 HR: 1	SF: 0 SAC: 2 DP: 0 HBP: 0	WP: 0 PB: 0 SB: 0 CS: 1	PA: 29
PITCHER Bill Hands, R (1, 1) ERA: 3.75	IP: 7.0 WLS: L BF: 25 H: 5 R: 2 ER: 2 SO: 4 BB: 0 IBB: 0 HBP: 0 BLK: 0 WP: 0 HR: 1 S: 33 P: 33 ERA: 2.57 WHIP: 0.714																			
Bill Stoneman, R (8, 1)	IP: 1.0 WLS: L BF: 4 H: 1 R: 0 ER: 0 SO: 1 BB: 0 IBB: 0 HBP: 0 BLK: 0 WP: 0 HR: 0 S: 6 P: 6 ERA: 0.00 WHIP: 1.000																			

Chicago Cubs @ Atlanta Braves
Atlanta Stadium, Atlanta, GA
Wed Apr 17 1968, 6:05 PM EST
Att. 5,475 - Unknown - 65 F

AB	27
R	2
H	6
RBI	2
BB	0
SO	5
LOB	4



Batter	1	2	3	4	5	6	7	8	9	AB	R	H	RBI	BB	SO	LOB	TOP										
Don Kessinger, S OBP: 0.395, SLG: 0.333 (1, 6)	F7		2H 1B		1-2 1B		4-3			4	0	2	1	0	0	0											
Glenn Beckert, R OBP: 0.348, SLG: 0.409 (1, 4)	6-3		3-1		FC5			6-3		4	0	0	0	0	0	3											
Billy Williams, L OBP: 0.387, SLG: 0.667 (1, 7)	F4			G3		4-3		F9		4	0	0	0	0	0	0											
Ron Santo, R OBP: 0.433, SLG: 0.542 (1, 5)		6-3		5-3		3-1		5-3		4	0	0	0	0	0	0											
14 Ernie Banks, R OBP: 0.233, SLG: 0.533 (1, 3)		1-3				L5			F7	4	0	1	0	0	0	0											
Lou Johnson, R OBP: 0.316, SLG: 0.474 (1, 9)		K		F8				F9		4	1	1	0	0	1	1											
Randy Hundley, R OBP: 0.321, SLG: 0.400 (1, 2)			F2		F2		K	F7		4	0	0	0	0	1	1											
Adolfo Phillips, R OBP: 0.308, SLG: 0.542 (1, 8)			SH3-4 1B HBP		5-3		K			2	2	1	2	0	0	0											
Joe Niekro, R OBP: 0.167, SLG: 0.167 (1, 1)										2	0	1	0	0	0	0											
Ken Holtzman, R (8, 1)			SH3-4							0	0	0	0	0	0	0											
Chuck Hartenstein, R (8, 1)					FC5 1B					0	0	0	0	0	0	0											
Pete Mikkelsen, R OBP: 1.000, SLG: 1.000 (9, 1)							6-3			0	0	0	0	0	0	0											
Inning Stats	R: 0 E: 0 K: 0 S: 3	H: 0 LOB: 0 BB: 0 P: 3	R: 0 E: 0 K: 1 S: 5	H: 0 LOB: 0 BB: 0 P: 5	R: 1 E: 0 K: 0 S: 4	H: 1 LOB: 1 BB: 0 P: 5	R: 0 E: 0 K: 0 S: 4	H: 1 LOB: 1 BB: 0 P: 4	R: 0 E: 0 K: 0 S: 5	H: 0 LOB: 0 BB: 0 P: 3	R: 2 E: 0 K: 1 S: 7	H: 2 LOB: 0 BB: 0 P: 7	R: 0 E: 0 K: 0 S: 3	H: 0 LOB: 0 BB: 0 P: 3	R: 0 E: 0 K: 0 S: 3	H: 0 LOB: 0 BB: 0 P: 3	1B: 5 2B: 0 3B: 0 HR: 1	SF: 0 SAC: 1 DP: 0 HBP: 1	WP: 0 PB: 0 SB: 1 CS: 0	PA: 34							
PITCHER	IP	WLS	BF	H	R	ER	SO	BB	IBB	HBP	BLK	WP	HR	S	P	ERA	WHIP										
Ken Johnson, R ERA: 2.25 (1, 1)	8.0		31	6	3	3	2	0	0	1	0	0	1	34	35	3.38	0.750										
Claude Raymond, R ERA: (9, 1)	1.0	W	3	0	0	0	0	0	0	0	0	0	0	3	3	0.00	0.000										

Chicago Cubs @ Atlanta Braves
Atlanta Stadium, Atlanta, GA
Thu Apr 18 1968, 6:05 PM EST
Att: 6,719 - Unknown - 75 F

AB	32
R	3
H	6
RBI	3
BB	0
SO	2
LOB	5



Batter	1	2	3	4	5	6	7	8	9	AB	R	H	RBI	BB	SO	LOB	BOTTOM										
Felipe Alou, R OBP: 0.361, SLG: 0.529 (1, 8)	F9			G6-4-3 1B		4-0 3-1 BB		HR	HR	4	2	3	3	1	0	0											
Sonny Jackson, L OBP: 0.200, SLG: 0.242 (1, 6)	6-3			G6-4-3 1-2		3-1		2-3		4	0	0	0	0	0	3											
Hank Aaron, R OBP: 0.333, SLG: 0.483 (1, 9)	1-4-3			K				HBP	BB	2	0	0	0	2	1	0											
Joe Torre, R OBP: 0.250, SLG: 0.200 (8, PR)		6-3			6-3	6-3				3	0	0	0	0	0	3											
Marty Martinez, S (9, 2)								HBP		0	0	0	0	0	0	0											
Felix Millan, R OBP: 0.250, SLG: 0.200 (1, 4)		6-3			5-3		4-3	F8		4	0	0	0	0	0	2											
Clete Boyer, R OBP: 0.242, SLG: 0.241 (1, 5)		F9			HR		BB			3	1	1	1	1	0	0											
Deron Johnson, R OBP: 0.194, SLG: 0.250 (1, 3)			K		F8		F8			4	0	0	0	0	1	1											
Sandy Valdespino, L OBP: 0.435, SLG: 0.350 (1, 7)					4-3					4	1	2	0	0	0	1											
Ken Johnson, R (1, 1)						3-1 SH3-4 1B				1	0	0	0	0	0	0											
Tito Francona, L (8, PH)					1-3					1	0	0	0	0	0	0											
Claude Raymond, R (9, 1)										0	0	0	0	0	0	0											
Mike Lum, L OBP: 0.400, SLG: 0.600 (9, PH)									HR	1	1	1	1	0	0	0											
Inning Stats	R: 0 E: 0 K: 0 S: 3	H: 0 LOB: 0 BB: 0 P: 3	R: 0 E: 0 K: 0 S: 3	H: 0 LOB: 0 BB: 0 P: 3	R: 0 E: 0 K: 1 S: 5	H: 0 LOB: 0 BB: 0 P: 5	R: 0 E: 0 K: 1 S: 5	H: 1 LOB: 0 BB: 0 P: 5	R: 1 E: 0 K: 0 S: 4	H: 1 LOB: 0 BB: 0 P: 4	R: 0 E: 0 K: 0 S: 4	H: 1 LOB: 3 BB: 2 P: 12	R: 0 E: 0 K: 0 S: 3	H: 0 LOB: 1 BB: 1 P: 7	R: 1 E: 0 K: 0 S: 4	H: 1 LOB: 2 BB: 1 P: 9	R: 3 E: 0 K: 0 S: 5	H: 3 LOB: 0 BB: 0 P: 5	1B: 3 2B: 0 3B: 1 HR: 3	SF: 0 SAC: 1 DP: 1 HBP: 1	WP: 0 PB: 0 SB: 0 CS: 0	PA: 37					
PITCHER	IP	WLS	BF	H	R	ER	SO	BB	IBB	HBP	BLK	WP	HR	S	P	ERA	WHIP										
Joe Niekro, R ERA: 5.3 (1, 1)	7.1		28	4	2	2	2	2	2	1	0	0	0	0	41	2.46	0.818										
Ken Holtzman, L ERA: (8, 1)	0.1		2	0	0	0	0	1	0	0	0	0	0	1	5	0.00	3.000										
Chuck Hartenstein, R ERA: 9.0 (8, 1)	1.0	L	6	2	2	2	0	0	0	1	0	0	0	5	6	18.00	2.000										
Pete Mikkelsen, R ERA: 7.71 (9, 1)	0.0		1	1	1	1	0	0	0	0	0	0	1	1	1	*	*										

Chicago Cubs @ Atlanta Braves
Atlanta Stadium, Atlanta, GA
Thu Apr 18 1968, 6:05 PM EST
Att: 6,719 - Unknown - 75 F

AB	31
R	5
H	7
RBI	5
BB	4
SO	2
LOB	10



Batter	1	2	3	4	5	6	7	8	9	AB	R	H	RBI	BB	SO	LOB	TOP				
Felipe Alou, R OBP: 0.341, SLG: 0.474 (1.8)										4	0	0	0	1	2	2	Atlanta Braves @ Cincinnati Reds Crosley Field, Cincinnati, OH Fri Apr 19 1968, 6:05 PM EST Att: 6,662 - Unknown				
Sonny Jackson, L OBP: 0.200, SLG: 0.216 (1.6)										4	1	0	0	1	0	2					
Hank Aaron, R OBP: 0.351, SLG: 0.563 (1.9)										3	1	1	2	1	0	2					
Sandy Valdespino, L OBP: 0.481, SLG: 0.500 (1.7)										2	1	1	1	1	0	1					
Clete Boyer, R OBP: 0.243, SLG: 0.242 (1.5)										4	0	1	0	0	1	4					
Deron Johnson, R OBP: 0.200, SLG: 0.250 (1.3)										4	0	1	0	0	0	0					
Bob Tillman, R OBP: 0.300, SLG: 0.353 (1.2)										3	0	0	0	1	2	2					
Felix Millan, R OBP: 0.222, SLG: 0.176 (1.4)										4	0	0	0	0	1	2					
Jim Britton, R OBP: 0.500, SLG: 0.500 (1.1)										4	0	2	0	0	0	0					
Inning Stats	R: 0 E: 0 K: 0 S: 3	H: 0 LOB: 1 BB: 1 P: 7	R: 0 E: 0 K: 1 S: 6	H: 2 LOB: 1 BB: 0 P: 6	R: 3 E: 0 K: 1 S: 7	H: 2 LOB: 0 BB: 1 P: 11	R: 0 E: 0 K: 1 S: 5	H: 0 LOB: 0 BB: 0 P: 5	R: 0 E: 0 K: 1 S: 6	H: 1 LOB: 3 BB: 2 P: 14	R: 0 E: 0 K: 0 S: 3	H: 0 LOB: 1 BB: 0 P: 4	R: 0 E: 0 K: 1 S: 5	H: 0 LOB: 0 BB: 0 P: 5	R: 0 E: 0 K: 0 S: 3	H: 0 LOB: 0 BB: 0 P: 3	1B: 4 2B: 0 3B: 0 HR: 2	SF: 0 SAC: 0 DP: 1 HBP: 1	WP: 0 PB: 0 SB: 0 CS: 0	PA: 38	
PITCHER	IP	WLS	BF	H	R	ER	SO	BB	IBB	HBP	BLK	WP	HR	S	P	ERA	WHIP				
John Tsitouris, R ERA: 5.91 (1.1)	4.0	L	19	5	3	3	3	3	0	0	0	0	2	22	34	6.75	2.000				
Billy McCool, L ERA: (5.1)	1.0		4	0	0	0	1	1	0	0	0	0	0	5	9	0.00	1.000				
Bill Kelso, R ERA: 6.43 (6.1)	3.0		12	1	0	0	2	1	0	1	0	0	0	14	19	0.00	0.667				
Ted Davidson, L ERA: 11.25 (9.1)	1.0		3	0	0	0	0	0	0	0	0	0	0	3	3	0.00	0.000				

Batter	1	2	3	4	5	6	7	8	9	AB	R	H	RBI	BB	SO	LOB	BOTTOM				
Pete Rose, S OBP: 0.405, SLG: 0.676 (1.9)										4	0	2	0	0	0	2	Atlanta Braves @ Cincinnati Reds Crosley Field, Cincinnati, OH Fri Apr 19 1968, 6:05 PM EST Att: 6,662 - Unknown				
Alex Johnson, R OBP: 0.256, SLG: 0.243 (1.7)										4	0	2	0	0	0	1					
Vada Pinson, L OBP: 0.378, SLG: 0.469 (1.8)										4	0	0	0	0	0	4					
Tony Perez, R OBP: 0.351, SLG: 0.571 (1.5)										4	0	0	0	0	0	2					
Lee May, R OBP: 0.528, SLG: 0.667 (1.3)										3	0	2	0	0	0	0					
Johnny Bench, R OBP: 0.154, SLG: 0.308 (1.2)										3	0	0	0	0	0	2					
Tommy Helms, R OBP: 0.258, SLG: 0.345 (1.4)										3	0	0	0	0	0	0					
Leo Cardenas, R OBP: 0.212, SLG: 0.242 (1.6)										3	0	1	0	0	0	0					
John Tsitouris, R ERA: (1.1)										1	0	0	0	0	0	1					
Billy McCool, R ERA: (5.1)										0	0	0	0	0	0	0					
Graldo Ruiz, S OBP: 0.429, SLG: 0.429 (5.1)										1	0	0	0	0	0	0					
Bill Kelso, R ERA: (6.1)										0	0	0	0	0	0	0					
Mack Jones, L ERA: (8.1)										0	0	0	0	1	0	0					
Ted Davidson, R ERA: (9.1)										0	0	0	0	0	0	0					
Inning Stats	R: 0 E: 0 K: 0 S: 4	H: 2 LOB: 0 BB: 0 P: 4	R: 0 E: 0 K: 0 S: 3	H: 0 LOB: 0 BB: 0 P: 3	R: 0 E: 0 K: 0 S: 5	H: 2 LOB: 2 BB: 0 P: 5	R: 0 E: 0 K: 0 S: 3	H: 1 LOB: 0 BB: 0 P: 3	R: 0 E: 0 K: 0 S: 3	H: 0 LOB: 0 BB: 0 P: 3	R: 0 E: 0 K: 0 S: 3	H: 1 LOB: 0 BB: 0 P: 3	R: 0 E: 0 K: 0 S: 3	H: 1 LOB: 1 BB: 1 P: 7	R: 0 E: 0 K: 0 S: 3	H: 0 LOB: 0 BB: 0 P: 3	1B: 7 2B: 0 3B: 0 HR: 0	SF: 0 SAC: 0 DP: 4 HBP: 0	WP: 0 PB: 0 SB: 0 CS: 0	PA: 31	
PITCHER	IP	WLS	BF	H	R	ER	SO	BB	IBB	HBP	BLK	WP	HR	S	P	ERA	WHIP				
Jim Britton, R ERA: (1.1)	9.0	W	31	7	0	0	0	1	0	0	0	0	0	30	34	0.00	0.889				

AB	32
R	3
H	6
RBI	3
BB	5
SO	6
LOB	15

AB	30
R	0
H	7
RBI	0
BB	1
SO	0
LOB	12



Batter	1	2	3	4	5	6	7	8	9	AB	R	H	RBI	BB	SO	LOB	TOP		
Felipe Alou, R OBP: 0.333, SLG: 0.452 (1, 8)	0-0 6-3		0-0 FC6-4 1B		0-0 6-3			0-3 K		4	0	1	0	0	1	1	Atlanta Braves @ Cincinnati Reds Crosley Field, Cincinnati, OH Sat Apr 20 1968, 6:05 PM EST Att: 7,727 - Unknown		
Sonny Jackson, L OBP: 0.182, SLG: 0.195 (1, 6)	0-0 L6		0-0 FC6-4 1-2		0-0 F8			0-0 F8		4	0	0	0	0	2				
Hank Aaron, R OBP: 0.317, SLG: 0.500 (1, 9)	0-3 K		0-0 1-3		0-0 1-3			0-0 5-3		4	0	0	0	0	1				
Deron Johnson, R OBP: 0.205, SLG: 0.229 (1, 3)		4-0 G6-4-3 BB		0-0 6-3		0-0 F7		0-0 6-3		3	0	0	0	1	0				
Clete Boyer, R OBP: 0.220, SLG: 0.216 (1, 5)		0-0 G6-4-3 1-2		0-0 1-3		0-3 K		0-3 K		4	0	0	0	0	2				
Tommie Aaron, R OBP: 0.333, SLG: 0.500 (1, 7)		0-0 2B		0-0 FC5-4 1B			0-0 F8	0-0 1-3		4	1	2	0	0	0				
Bob Tillman, R OBP: 0.304, SLG: 0.400 (1, 2)		0-0 2B		0-0 FC5-4 1-2			0-0 L6			3	0	1	1	0	0				
Felix Millan, R OBP: 0.256, SLG: 0.216 (1, 4)		0-0 6-3			0-0 6-3 1B			0-0 1B		3	0	2	0	0	0				
Pat Jarvis, R OBP: 0.143, SLG: 0.143 (1, 1)			0-3 K					0-0 F2		3	0	0	0	0	2				
Cecil Upshaw, R (8, 1)										0	0	0	0	0	0				
Stu Miller, R (8, 1)										0	0	0	0	0	0				
Inning Stats	R: 0 E: 0 K: 1 S: 5	H: 0 LOB: 0 BB: 0 P: 5	R: 1 E: 0 K: 0 S: 4	H: 2 LOB: 1 BB: 1 P: 8	R: 0 E: 0 K: 1 S: 6	H: 1 LOB: 1 BB: 0 P: 6	R: 0 E: 0 K: 0 S: 4	H: 1 LOB: 1 BB: 0 P: 4	R: 0 E: 0 K: 1 S: 6	H: 1 LOB: 0 BB: 0 P: 6	R: 0 E: 0 K: 0 S: 4	H: 1 LOB: 1 BB: 0 P: 4	R: 0 E: 0 K: 1 S: 5	H: 0 LOB: 0 BB: 0 P: 5	R: 0 E: 0 K: 1 S: 5	H: 0 LOB: 0 BB: 0 P: 5	1B: 4 2B: 2 3B: 0 HR: 0	SF: 0 SAC: 0 DP: 1 HBP: 0	WP: 0 PA: 33 PB: 0 SB: 1 CS: 0
PITCHER	IP	WLS	BF	H	R	ER	SO	BB	IBB	HBP	BLK	WP	HR	S	P	ERA	WHIP		
Gerry Arrigo, L ERA: 0.9 (1, 1)	7.0		27	6	1	1	4	1	0	0	0	0	0	34	38	1.29	1.000		
Jim Maloney, R ERA: (8, 1)	2.0	W	6	0	0	0	2	0	0	0	0	0	0	10	10	0.00	0.000		

Batter	1	2	3	4	5	6	7	8	9	AB	R	H	RBI	BB	SO	LOB	BOTTOM		
Pete Rose, S OBP: 0.390, SLG: 0.658 (1, 9)	0-0 P6		0-3 K		0-0 F7			0-0 G3 SF9 2B		4	1	1	0	0	1	1	Atlanta Braves @ Cincinnati Reds Crosley Field, Cincinnati, OH Sat Apr 20 1968, 6:05 PM EST Att: 7,727 - Unknown		
Alex Johnson, R OBP: 0.279, SLG: 0.268 (1, 7)	0-0 1B		0-0 S 1B		0-0 F9			0-0 G3		4	0	2	0	0	0	2			
Vada Pinson, L OBP: 0.341, SLG: 0.429 (1, 8)	0-0 F8		0-3 K		0-0 F9			0-0 SF9		3	0	0	1	0	1	2			
Tony Perez, R OBP: 0.366, SLG: 0.564 (1, 5)	0-0 F9			0-0 F2		0-0 S 1B		0-0 HBP 1B		4	1	2	0	0	0	1			
Lee May, R OBP: 0.500, SLG: 0.611 (1, 3)		0-0 F8		0-3 K		0-0 F7		1-0 1B HBP		3	0	0	0	0	1	1			
Johnny Bench, R OBP: 0.235, SLG: 0.412 (1, 2)		0-3 K		0-0 2B		0-0 L7		0-0 1-3 2-H 1B		4	0	2	1	0	1	1			
Tommy Helms, R OBP: 0.257, SLG: 0.333 (1, 4)		0-0 1B		0-0 L9			0-0 L7	0-3 K		4	0	1	0	0	1	3			
Leo Cardenas, R OBP: 0.194, SLG: 0.222 (1, 6)		0-0 5-3			0-0 F5			0-0 6-3		3	0	0	0	0	0	1			
Gerry Arrigo, L (1, 1)					0-0 P6			0-0 4-3		1	0	0	0	1	0	0			
Mack Jones, L (7, PH)										1	0	0	0	0	0	0			
Jim Maloney, L (8, 1)										0	0	0	0	0	0	0			
Inning Stats	R: 0 E: 0 K: 0 S: 4	H: 1 LOB: 1 BB: 0 P: 4	R: 0 E: 0 K: 1 S: 6	H: 1 LOB: 1 BB: 0 P: 6	R: 0 E: 0 K: 1 S: 6	H: 1 LOB: 1 BB: 0 P: 6	R: 0 E: 0 K: 0 S: 4	H: 1 LOB: 1 BB: 0 P: 4	R: 0 E: 0 K: 0 S: 3	H: 0 LOB: 0 BB: 0 P: 3	R: 2 E: 0 K: 1 S: 8	H: 3 LOB: 2 BB: 0 P: 9	1B: 6 2B: 2 3B: 0 HR: 0	SF: 1 SAC: 0 DP: 0 HBP: 1	WP: 0 PA: 34 PB: 0 SB: 2 CS: 0				
PITCHER	IP	WLS	BF	H	R	ER	SO	BB	IBB	HBP	BLK	WP	HR	S	P	ERA	WHIP		
Pat Jarvis, R ERA: 2.59 (1, 1)	6		28	1	1	1	4	1	0	0	0	0	0	35	39	1.29	1.000		
Cecil Upshaw, R ERA: 2.45 (8, 1)	0.2	L	4	1	0	0	0	0	0	1	0	0	0	3	4	0.00	1.500		
Stu Miller, R ERA: (8, 1)	0.1		2	1	1	1	1	0	0	0	0	0	0	4	4	27.00	3.000		

Batter	1	2	3	4	5	6	7	8	9	AB	R	H	RBI	BB	SO	LOB	TOP										
Mike Lum, L OBP: 0.400, SLG: 0.533 (1, 8)	F9		CS 1B	FC4		K		1B		5	0	2	0	0	1	6	Atlanta Braves @ Cincinnati Reds Crosley Field, Cincinnati, OH Sun Apr 21 1968, 3:33 AM EST Att: 19,415 - Unknown										
Sonny Jackson, L OBP: 0.194, SLG: 0.196 (1, 6)	6-3		CS	S 1B	F7		L7	2-3		5	1	1	0	0	0	1											
Hank Aaron, R OBP: 0.348, SLG: 0.610 (1, 9)	HR			1B	4-3		WP FC1-2-5 2B		F2	5	2	3	2	0	0	0											
Sandy Valdespino, L OBP: 0.469, SLG: 0.462 (1, 7)	F7			1B	K		WP FC1-2-5 1B		K	4	2	1	0	1	2	0											
Clete Boyer, R OBP: 0.196, SLG: 0.190 (1, 5)		K		K		F9	WP FC1-2-5 1B		5-3	5	0	0	0	0	2	4											
Tommie Aaron, R OBP: 0.500, SLG: 0.556 (1, 3)	G3			BB 1B		BB WP	WP			3	0	2	3	1	0	0											
Bob Tillman, R OBP: 0.299, SLG: 0.333 (1, 2)	K			P4		F8	P6			4	0	0	0	0	1	4											
Felix Millan, R OBP: 0.279, SLG: 0.205 (1, 4)			6-3					F7		2	0	0	0	2	0	0											
Dick Kelley, R Claude Raymond, R (7, 1)			K	FC4 BB				K		1	0	0	0	2	1	0											
Inning Stats	R: 1 E: 0 K: 0 S: 4	H: 1 LOB: 0 BB: 0 P: 4	R: 0 E: 0 K: 2 S: 7	H: 0 LOB: 0 BB: 0 P: 7	R: 0 E: 0 K: 1 S: 5	H: 1 LOB: 0 BB: 0 P: 5	R: 3 E: 0 K: 1 S: 9	H: 4 LOB: 3 BB: 2 P: 17	R: 0 E: 0 K: 1 S: 5	H: 0 LOB: 3 BB: 3 P: 17	R: 1 E: 0 K: 0 S: 5	H: 2 LOB: 2 BB: 1 P: 9	R: 0 E: 0 K: 1 S: 6	H: 1 LOB: 1 BB: 0 P: 6	R: 0 E: 0 K: 1 S: 5	H: 0 LOB: 0 BB: 0 P: 5	1B: 7 2B: 1 3B: 0 HR: 1	SF: 0 SAC: 0 DP: 0 HBP: 0	WP: 3 PB: 0 SB: 1 CS: 1	PA: 42							
PITCHER	IP	WLS	BF	H	R	ER	SO	BB	IBB	HBP	BLK	WP	HR	S	P	ERA	WHIP										
Milt Pappas, R ERA: 5.74 (1, 1)	3.1	L	14	5	4	4	4	0	0	0	0	0	1	22	22	10.80	1.500										
Billy McCool, L ERA: (4, 1)	1.2		8	1	0	0	1	1	1	0	0	0	0	8	16	0.00	1.200										
Bill Kelso, R ERA: 6.0 (6, 1)	2.0		12	2	1	1	1	2	2	0	0	3	0	10	26	4.50	2.000										
Ted Davidson, L ERA: 9.0 (8, 1)	1.0		4	1	0	0	1	0	0	0	0	0	0	6	6	0.00	1.000										
Ted Abernathy, R ERA: 0.69 (9, 1)	1.0		3	0	0	0	1	0	0	0	0	0	0	5	5	0.00	0.000										

Batter	1	2	3	4	5	6	7	8	9	AB	R	H	RBI	BB	SO	LOB	BOTTOM										
Pete Rose, S OBP: 0.400, SLG: 0.667 (1, 9)	1-3				FC6-4					4	0	2	1	0	0	1	Atlanta Braves @ Cincinnati Reds Crosley Field, Cincinnati, OH Sun Apr 21 1968, 3:33 AM EST Att: 19,415 - Unknown										
Alex Johnson, R OBP: 0.281, SLG: 0.250 (1, 7)	E6			2B	G6-4-3		1-2 2H 1B			3	0	0	0	0	0	2											
Fred Whitfield, L OBP: 0.333, SLG: 0.333 (7, PH) (8, 3)	E S		6-3		G6-4-3		L3			1	0	0	0	0	0	2											
Vada Pinson, L OBP: 0.333, SLG: 0.410 (1, 8)	K			FC5-4 1B		K		3-1		4	0	1	0	0	2	1											
Tony Perez, R OBP: 0.333, SLG: 0.512 (1, 5)	5-3			FC5-4 2B		F9		F5		4	1	0	0	0	0	2											
Lee May, R OBP: 0.455, SLG: 0.550 (8, 7) (9, 1)	F9			F3		6-3		K		4	0	0	0	0	1	1											
Ted Abernathy, R (9, 1)										0	0	0	0	0	0	0											
Johnny Bench, R OBP: 0.238, SLG: 0.429 (1, 2)	F8			1B 2B		6-3		K		4	0	1	1	0	1	0											
Tommy Helms, R OBP: 0.256, SLG: 0.324 (1, 4)	L3					F9		F9		4	0	1	0	0	0	0											
Leo Cardenas, R OBP: 0.200, SLG: 0.205 (1, 6)			F8	L9		BB 1B		P4		3	1	0	0	1	0	2											
Milt Pappas, R OBP: 0.256, SLG: 0.250 (4, 1)										1	0	0	0	0	0	0											
Billy McCool, R OBP: 0.333, SLG: 0.429 (5, PH)										0	0	0	0	0	0	0											
Graldo Ruiz, S OBP: 0.333, SLG: 0.429 (8, 1)										0	0	0	0	0	0	0											
Bill Kelso, R (8, 1)										0	0	0	0	0	0	0											
Bob Johnson, R (7, PH)										0	0	0	0	0	0	0											
Ted Davidson, R (8, 1)										0	0	0	0	0	0	0											
Mack Jones, L (9, 7)										0	0	0	0	0	0	0											
Inning Stats	R: 0 E: 1 K: 1 S: 6	H: 0 LOB: 1 BB: 0 P: 6	R: 0 E: 0 K: 0 S: 3	H: 0 LOB: 0 BB: 0 P: 3	R: 0 E: 0 K: 0 S: 4	H: 1 LOB: 1 BB: 0 P: 4	R: 1 E: 0 K: 0 S: 6	H: 3 LOB: 2 BB: 0 P: 6	R: 0 E: 0 K: 0 S: 2	H: 0 LOB: 0 BB: 1 P: 6	R: 0 E: 0 K: 1 S: 5	H: 0 LOB: 0 BB: 0 P: 5	R: 1 E: 0 K: 0 S: 4	H: 1 LOB: 2 BB: 2 P: 12	R: 0 E: 0 K: 1 S: 5	H: 0 LOB: 0 BB: 0 P: 5	R: 0 E: 0 K: 1 S: 5	H: 0 LOB: 0 BB: 0 P: 5	1B: 3 2B: 2 3B: 0 HR: 0	SF: 0 SAC: 0 DP: 1 HBP: 0	WP: 0 PB: 0 SB: 1 CS: 0	PA: 35					
PITCHER	IP	WLS	BF	H	R	ER	SO	BB	IBB	HBP	BLK	WP	HR	S	P	ERA	WHIP										
Dick Kelley, L ERA: 5.79 (1, 1)	6.2	W	28	5	2	2	2	3	0	0	0	0	0	29	41	10.00	1.200										
Claude Raymond, R ERA: (7, 1)	2.1	S	7	0	0	0	2	0	0	0	0	0	0	11	11	0.00	0.000										



Batter	1	2	3	4	5	6	7	8	9	AB	R	H	RBI	BB	SO	LOB	TOP			
Felipe Alou, R OBP: 0.315, SLG: 0.471 (1, 8)	5-3		F8			HR		F7		4	1	1	1	0	0	0	Atlanta Braves @ Chicago Cubs Wrigley Field, Chicago, IL Thu Apr 25 1968, 3:33 AM CST Att: 2,528 - Cloudy - 46 F			
Sonny Jackson, L OBP: 0.190, SLG: 0.200 (1, 6)	5-3		P6			P6		F7		4	0	0	0	0	0	0				
Hank Aaron, R OBP: 0.400, SLG: 0.720 (1, 9)	3B			F7		FC5 BB		1B		4	0	3	0	0	0	0				
Sandy Valdespino, L OBP: 0.463, SLG: 0.471 (1, 7)	G3			K				F9		3	0	0	0	1	1	2				
Clete Boyer, R OBP: 0.204, SLG: 0.320 (1, 5)		5-3		F7		FC5			K	4	0	0	0	0	1	2				
Tommie Aaron, R OBP: 0.421, SLG: 0.500 (1, 3)					5-3				F2	4	0	2	0	0	0	0				
Bob Tillman, R OBP: 0.257, SLG: 0.406 (1, 2)					K		FC6-4		HR	4	1	1	1	0	2	2				
Felix Millan, R OBP: 0.294, SLG: 0.217 (1, 4)					K		L7		L6	4	0	0	0	0	1	2				
Ken Johnson, R (1, 1)										2	0	0	0	0	2	0				
Tito Francona, L (7, PH)										1	0	0	0	0	0	1				
Cecil Upshaw, R (7, 1)										0	0	0	0	0	0	0				
Inning Stats	R: 0 E: 0 K: 0 S: 4	H: 1 LOB: 1 BB: 0 P: 4	R: 0 E: 0 K: 2 S: 8	H: 1 LOB: 1 BB: 0 P: 8	R: 0 E: 0 K: 1 S: 5	H: 0 LOB: 0 BB: 0 P: 5	R: 0 E: 0 K: 1 S: 5	H: 0 LOB: 0 BB: 0 P: 5	R: 0 E: 0 K: 1 S: 7	H: 2 LOB: 2 BB: 1 P: 11	R: 0 E: 1 K: 0 S: 4	H: 1 LOB: 1 BB: 0 P: 4	R: 0 E: 0 K: 0 S: 4	H: 1 LOB: 1 BB: 0 P: 6	R: 1 E: 0 K: 1 S: 6	H: 1 LOB: 0 BB: 0 P: 6	1B: 4 2B: 0 3B: 1 HR: 2	SF: 0 SAC: 0 DP: 0 HBP: 0	WP: 0 PB: 0 SB: 0 CS: 0	PA: 35
PITCHER Fergie Jenkins, R ERA: 3.0 (1, 1)	IP: 9.0 WLS: W BF: 35 H: 7 R: 2 ER: 2 SO: 7 BB: 1 IBB: 0 HBP: 0 BLK: 0 WP: 0 HR: 2 S: 48 P: 52 ERA: 2.00 WHIP: 0.889															PITCHER				

Batter	1	2	3	4	5	6	7	8	9	AB	R	H	RBI	BB	SO	LOB	BOTTOM			
Don Kessinger, S OBP: 0.442, SLG: 0.435 (1, 6)	F7		CS					2B		4	1	3	0	0	0	0	Atlanta Braves @ Chicago Cubs Wrigley Field, Chicago, IL Thu Apr 25 1968, 3:33 AM CST Att: 2,528 - Cloudy - 46 F			
Glenn Beckert, R OBP: 0.311, SLG: 0.372 (1, 4)	CS		CS		F9			HR		4	1	2	1	0	0	1				
Billy Williams, L OBP: 0.302, SLG: 0.538 (1, 7)	L9				G3			P4		4	0	0	0	0	0	2				
Ron Santo, R OBP: 0.412, SLG: 0.605 (1, 5)	CS									3	2	2	3	1	0	0				
14 Ernie Banks, R OBP: 0.340, SLG: 0.592 (1, 3)					G6-4-3					4	1	1	0	0	0	1				
Lou Johnson, R OBP: 0.289, SLG: 0.421 (1, 9)										4	0	2	1	0	0	0				
Randy Hundley, R OBP: 0.262, SLG: 0.316 (1, 2)										3	0	0	0	0	1	2				
Adolfo Phillips, R OBP: 0.318, SLG: 0.500 (1, 8)										3	0	0	0	0	0	0				
Fergie Jenkins, R OBP: 0.091, SLG: 0.364 (1, 1)										3	0	0	0	0	1	1				
Inning Stats	R: 0 E: 0 K: 0 S: 3	H: 1 LOB: 0 BB: 0 P: 3	R: 0 E: 0 K: 0 S: 3	H: 1 LOB: 1 BB: 1 P: 7	R: 0 E: 0 K: 0 S: 3	H: 1 LOB: 0 BB: 0 P: 3	R: 2 E: 0 K: 0 S: 6	H: 3 LOB: 1 BB: 0 P: 6	R: 0 E: 0 K: 1 S: 6	H: 1 LOB: 1 BB: 0 P: 6	R: 0 E: 1 K: 1 S: 6	H: 0 LOB: 1 BB: 0 P: 6	R: 0 E: 0 K: 0 S: 6	H: 3 LOB: 0 BB: 0 P: 6	R: 3 E: 0 K: 0 S: 6	H: 3 LOB: 0 BB: 0 P: 6	1B: 5 2B: 2 3B: 1 HR: 2	SF: 0 SAC: 0 DP: 1 HBP: 0	WP: 0 PB: 0 SB: 0 CS: 2	PA: 35
PITCHER Ken Johnson, R ERA: 2.45 (1, 1)	IP: 6.0 WLS: L BF: 23 H: 7 R: 2 ER: 2 SO: 2 BB: 1 IBB: 0 HBP: 0 BLK: 0 WP: 0 HR: 1 S: 24 P: 28 ERA: 3.00 WHIP: 1.333															PITCHER				
Cecil Upshaw, R ERA: 4.7 (7, 1)	IP: 2.0 WLS: L BF: 10 H: 3 R: 3 ER: 3 SO: 1 BB: 0 IBB: 0 HBP: 0 BLK: 0 WP: 0 HR: 1 S: 12 P: 12 ERA: 13.50 WHIP: 1.500															PITCHER				

AB	34
R	2
H	7
RBI	2
BB	1
SO	7
LOB	9



Batter	1	2	3	4	5	6	7	8	9	AB	R	H	RBI	BB	SO	LOB	TOP					
Tony Taylor, R (1, 5) OBP: 0.333, SLG: 0.351										4	0	0	0	0	2	1	Philadelphia Phillies @ Atlanta Braves Atlanta Stadium, Atlanta, GA Fri Apr 26 1968, 6:05 PM EST Att: 10,614 - Unknown					
Cookie Rojas, R (1, 4) OBP: 0.271, SLG: 0.316										3	0	0	0	1	0	1						
Johnny Callison, L (1, 9) Turk Farrell, R (8, 1)										3	0	0	0	1	0	2						
Dick Allen, R (1, 7) OBP: 0.314, SLG: 0.500										4	0	1	0	0	1	2						
Tony Gonzalez, L (1, 8) OBP: 0.317, SLG: 0.250										4	1	1	0	0	2	1						
Bill White, L (1, 3) OBP: 0.300, SLG: 0.447										4	0	2	0	0	0	0						
Clay Dalrymple, L (1, 2) OBP: 0.258, SLG: 0.222										3	0	1	1	0	0	1						
Bobby Wine, R (1, 6) OBP: 0.290, SLG: 0.414										3	0	0	0	0	2	2						
Larry Jackson, R (1, 1) Chris Short, R (7, 1) John Briggs, L (8, PH) OBP: 0.250, SLG: 0.250										2	0	0	0	0	1	1						
										0	0	0	0	0	0	0						
										1	0	1	0	0	0	0						
Inning Stats	R: 0 E: 0 K: 1 S: 4	H: 0 LOB: 1 BB: 2 P: 12	R: 1 E: 0 K: 2 S: 9	H: 2 LOB: 1 BB: 0 P: 9	R: 0 E: 1 K: 2 S: 8	H: 0 LOB: 1 BB: 0 P: 8	R: 0 E: 0 K: 1 S: 6	H: 1 LOB: 1 BB: 0 P: 6	R: 0 E: 0 K: 0 S: 3	H: 0 LOB: 0 BB: 0 P: 3	R: 0 E: 0 K: 1 S: 5	H: 1 LOB: 0 BB: 0 P: 5	R: 0 E: 0 K: 1 S: 5	H: 0 LOB: 0 BB: 0 P: 5	R: 0 E: 0 K: 0 S: 4	H: 1 LOB: 1 BB: 0 P: 4	R: 0 E: 0 K: 0 S: 4	H: 1 LOB: 1 BB: 0 P: 4	1B: 6 2B: 0 3B: 0 HR: 0	SF: 1 SAC: 0 DP: 0 HBP: 0	WP: 0 PB: 0 SB: 0 CS: 2	PA: 35
PITCHER Pat Jarvis, R (1, 1) ERA: 1.89	IP: 9.0 WLS: W BF: 34 H: 6 R: 1 ER: 0 SO: 8	BB: 2 IBB: 0 HBP: 0 BLK: 0	WP: 0 HR: 0 S: 48 P: 56	ERA: 0.00 WHIP: 0.889	PITCHER																	

AB	31
R	1
H	6
RBI	1
BB	2
SO	8
LOB	11



Batter	1	2	3	4	5	6	7	8	9	AB	R	H	RBI	BB	SO	LOB	BOTTOM			
Felipe Alou, R (1, 8) OBP: 0.322, SLG: 0.482										5	2	2	0	0	0	3	Philadelphia Phillies @ Atlanta Braves Atlanta Stadium, Atlanta, GA Fri Apr 26 1968, 6:05 PM EST Att: 10,614 - Unknown			
Sonny Jackson, L (1, 6) OBP: 0.222, SLG: 0.233										5	0	3	2	0	0	2				
Hank Aaron, R (1, 9) OBP: 0.424, SLG: 0.717										3	0	2	0	1	0	1				
Sandy Valdespino, L (1, 7) Deron Johnson, R (7, PH) OBP: 0.200, SLG: 0.222										2	0	0	0	1	1	2				
										1	0	0	0	0	0	1				
Tommye Aaron, R (1, 3) OBP: 0.348, SLG: 0.409										4	0	0	0	0	2	5				
Clete Boyer, R (1, 5) OBP: 0.190, SLG: 0.296										4	0	0	0	0	0	0				
Bob Tillman, R (1, 2) OBP: 0.256, SLG: 0.389										4	0	1	0	0	1	0				
Felix Millan, R (1, 4) OBP: 0.309, SLG: 0.240										4	1	2	0	0	0	1				
Pat Jarvis, R (1, 1) OBP: 0.273, SLG: 0.200										3	0	1	0	1	2	1				
Inning Stats	R: 0 E: 0 K: 0 S: 4	H: 1 LOB: 1 BB: 0 P: 4	R: 0 E: 0 K: 1 S: 5	H: 0 LOB: 0 BB: 0 P: 5	R: 1 E: 0 K: 1 S: 8	H: 3 LOB: 3 BB: 1 P: 12	R: 0 E: 0 K: 0 S: 5	H: 2 LOB: 2 BB: 0 P: 5	R: 0 E: 0 K: 1 S: 5	H: 0 LOB: 1 BB: 1 P: 9	R: 0 E: 0 K: 1 S: 6	H: 1 LOB: 1 BB: 0 P: 6	R: 1 E: 0 K: 1 S: 7	H: 3 LOB: 1 BB: 0 P: 7	R: 1 E: 2 K: 1 S: 7	H: 1 LOB: 2 BB: 1 P: 11	1B: 10 2B: 1 3B: 0 HR: 0	SF: 0 SAC: 0 DP: 0 HBP: 0	WP: 0 PB: 0 SB: 2 CS: 0	PA: 38
PITCHER Larry Jackson, R (1, 1) ERA: 3.91 Chris Short, L (7, 1) ERA: 2.57 Turk Farrell, R (8, 1) ERA: 1.35	IP: 6.1 WLS: L BF: 30 H: 10 R: 2 ER: 2 SO: 4	BB: 1 IBB: 0 HBP: 0 BLK: 0	WP: 0 HR: 0 S: 36 P: 44	ERA: 2.84 WHIP: 1.737	PITCHER															

AB	35
R	3
H	11
RBI	2
BB	3
SO	6
LOB	16



Batter	1	2	3	4	5	6	7	8	9	AB	R	H	RBI	BB	SO	LOB	TOP								
Tony Taylor, R (1,5) OBP: 0.323, SLG: 0.328	6-3		5-3		F8				6-3	4	0	0	0	1	0	1	Philadelphia Phillies @ Atlanta Braves Atlanta Stadium, Atlanta, GA Sat Apr 27 1968, 6:05 PM EST Att: 14,207 - Unknown								
Cookie Rojas, R (1,4) OBP: 0.266, SLG: 0.306	P4			1B HR	F3		FC5		K	5	1	1	0	0	1	2									
Johnny Callison, L (1,9) OBP: 0.339, SLG: 0.358	4-3			1B HR	K					4	2	2	1	0	1	0									
Dick Allen, R (1,7) OBP: 0.309, SLG: 0.538		F8		1B HR		L8		K		4	1	1	3	0	1	0									
Don Lock, R (1,8) OBP: 0.200, SLG: 0.143 Tony Gonzalez, L (8,PH) OBP: 0.333, SLG: 0.270	P6			1B BB		6-3		E7		3	0	1	0	0	0	0									
Bill White, L (1,3) OBP: 0.315, SLG: 0.429	3-1			1B BB		6-3		1B IBB		1	0	1	0	0	0	0									
Bobby Wine, R (1,6) OBP: 0.257, SLG: 0.364			F2	G5-4-3			F2	FC9-4		4	0	0	0	0	0	4									
Mike Ryan, R (1,2) OBP: 0.150, SLG: 0.105			SH1-4				P6	F9		3	0	1	0	1	0	2									
Woodie Fryman, R (1,1) OBP: 0.167, SLG: 0.167	SH1-4			K			FC5		B1-3	3	0	1	0	0	1	2									
Inning Stats	R: 0 E: 0 K: 0 S: 3	H: 0 LOB: 0 BB: 0 P: 3	R: 0 E: 0 K: 0 S: 3	H: 0 LOB: 0 BB: 0 P: 3	R: 0 E: 0 K: 0 S: 4	H: 1 LOB: 1 BB: 0 P: 4	R: 3 E: 0 K: 1 S: 8	H: 4 LOB: 2 BB: 2 P: 16	R: 0 E: 0 K: 0 S: 5	H: 0 LOB: 0 BB: 0 P: 5	R: 0 E: 0 K: 0 S: 3	H: 0 LOB: 0 BB: 0 P: 3	R: 0 E: 0 K: 1 S: 4	H: 1 LOB: 2 BB: 1 P: 8	R: 1 E: 1 K: 1 S: 7	H: 2 LOB: 2 BB: 1 P: 11	R: 0 E: 0 K: 1 S: 5	H: 0 LOB: 0 BB: 0 P: 5	1B: 6 2B: 0 3B: 0 HR: 2	SF: 0 SAC: 1 DP: 1 HBP: 0	WP: 0 PB: 0 SB: 0 CS: 0	PA: 38			
PITCHER	IP	WLS	BF	H	R	ER	SO	BB	IBB	HBP	BLK	WP	HR	S	P	ERA	WHIP								
Dick Kelley, L (1,1) ERA: 6.57	3.0	L	15	5	3	3	0	1	0	0	0	0	1	14	18	9.00	2.000								
Clay Carroll, R (4,1) ERA: 2.0	4.0		14	1	0	0	2	1	1	0	0	0	0	16	24	0.00	0.500								
Cecil Upshaw, R (8,1) ERA: 4.66	2.0		9	2	1	1	2	0	1	0	0	0	1	12	16	4.50	1.000								

Batter	1	2	3	4	5	6	7	8	9	AB	R	H	RBI	BB	SO	LOB	BOTTOM								
Felipe Alou, R (1,8) OBP: 0.333, SLG: 0.500	4-3		WP E		1-3					4	1	2	0	0	0	0	Philadelphia Phillies @ Atlanta Braves Atlanta Stadium, Atlanta, GA Sat Apr 27 1968, 6:05 PM EST Att: 14,207 - Unknown								
Sonny Jackson, L (1,6) OBP: 0.209, SLG: 0.219	K		FC6		4-3		K			4	0	0	0	0	2	1									
Hank Aaron, R (1,9) OBP: 0.429, SLG: 0.696	E		2H		P3			F8		3	0	1	0	1	0	0									
Deron Johnson, R (1,3) OBP: 0.205, SLG: 0.205	E5		F3			1B BB		F3		3	0	0	0	1	0	3									
Tommye Aaron, R (1,7) OBP: 0.370, SLG: 0.462	F5		F7			1B IBB			2B	4	0	2	0	0	0	4									
Clete Boyer, R (1,5) OBP: 0.177, SLG: 0.276	L6				F9		P4		L4	4	0	0	0	0	0	3									
Bob Tillman, R (1,2) OBP: 0.233, SLG: 0.350		K			6-3		G4-6-3		L4	4	0	0	0	0	1	2									
Felix Millan, R (1,4) OBP: 0.305, SLG: 0.241	6-3						K2-3		5-3	4	0	1	0	0	1	0									
Dick Kelley, R (1,1) Clay Carroll, R (4,1) Woody Woodward, R (7,PH) Cecil Upshaw, R (8,1) Tito Francona, L (9,PH)			K		6-3		K		K	1	0	0	0	0	1	0									
Inning Stats	R: 0 E: 1 K: 1 S: 7	H: 1 LOB: 2 BB: 0 P: 7	R: 0 E: 0 K: 1 S: 5	H: 0 LOB: 0 BB: 0 P: 5	R: 1 E: 1 K: 1 S: 7	H: 1 LOB: 2 BB: 1 P: 11	R: 0 E: 0 K: 0 S: 4	H: 1 LOB: 1 BB: 0 P: 4	R: 0 E: 0 K: 0 S: 3	H: 0 LOB: 0 BB: 0 P: 3	R: 0 E: 0 K: 0 S: 3	H: 1 LOB: 1 BB: 1 P: 7	R: 0 E: 0 K: 3 S: 10	H: 1 LOB: 1 BB: 0 P: 10	R: 0 E: 0 K: 0 S: 4	H: 1 LOB: 1 BB: 0 P: 4	R: 0 E: 0 K: 1 S: 5	H: 0 LOB: 0 BB: 0 P: 5	1B: 4 2B: 2 3B: 0 HR: 0	SF: 0 SAC: 0 DP: 1 HBP: 0	WP: 1 PB: 0 SB: 0 CS: 0	PA: 36			
PITCHER	IP	WLS	BF	H	R	ER	SO	BB	IBB	HBP	BLK	WP	HR	S	P	ERA	WHIP								
Woodie Fryman, L (1,1) ERA: 1.78	9.0	W	36	6	1	0	7	1	1	0	0	1	0	48	56	0.00	0.778								



Batter	1	2	3	4	5	6	7	8	9	AB	R	H	RBI	BB	SO	LOB	TOP									
Felipe Alou, R OBP: 0.361, SLG: 0.559 (1, 8)	0-0 6-3		0-0 1B		4-0 E 1B G3 BB		0-0 5-3	0-0 FC1-6		4	1	1	1	1	0	2	Atlanta Braves @ San Francisco Giants Candlestick Park, San Francisco, CA Mon Apr 29 1968, 6:33 AM EDT Att: 4,090 - Unknown									
Sonny Jackson, L OBP: 0.211, SLG: 0.219 (1, 6)	0-0 E4		0-0 F7		0-0 E5 G3 1B		0-0 3-1	0-0 F5		5	1	1	0	0	0	3										
Hank Aaron, R OBP: 0.431, SLG: 0.708 (1, 9)	0-3 K		0-0 1B		0-3 K		0-0 E 1B		0-0 CS 1B	5	0	3	0	0	2	3										
Sandy Valdespino, L OBP: 0.434, SLG: 0.422 (1, 7)		0-0 1B G6-4-3	0-3 K		0-0 G3		0-0 4-3		0-0 WP 1B	5	1	2	1	0	1	4										
Tito Francona, L OBP: 0.400, SLG: 0.700 Deron Johnson, R OBP: 0.184, SLG: 0.182 (8, 3)		0-0 G6-4-3 1B		0-0 S 1B		0-0 S 1B		0-0 HR	0-0 F8	4	2	4	2	0	0	0										
Clete Boyer, R OBP: 0.176, SLG: 0.270 (1, 5)		0-0 G6-4-3 1B		0-0 F8		0-0 F6		0-0 E8 1B	0-0 F4	5	1	1	0	0	0	4										
Bob Tillman, R OBP: 0.220, SLG: 0.319 (1, 2)			0-0 F7		0-0 1B		0-0 1-3		0-3 K	4	0	1	1	0	1	1										
Felix Millan, R OBP: 0.313, SLG: 0.279 (1, 4)			0-0 F8		0-0 F8		0-0 1-3		4-0 FC1-6 1B IBB	3	1	1	0	1	0	1										
Ron Reed, R OBP: 0.400, SLG: 0.400 (1, 1)			0-0 SH1-4 2B		0-3 K		0-3 K		0-0 FC1-6 1B	3	0	1	1	0	2	1										
Inning Stats	R: 0 E: 1 K: 1 S: 5	H: 0 LOB: 0 BB: 0 P: 5	R: 1 E: 0 K: 0 S: 4	H: 2 LOB: 0 BB: 0 P: 4	R: 1 E: 0 K: 1 S: 8	H: 3 LOB: 2 BB: 0 P: 8	R: 1 E: 0 K: 1 S: 7	H: 2 LOB: 1 BB: 0 P: 7	R: 2 E: 1 K: 1 S: 7	H: 2 LOB: 1 BB: 1 P: 11	R: 0 E: 0 K: 1 S: 5	H: 0 LOB: 0 BB: 0 P: 5	R: 0 E: 1 K: 0 S: 4	H: 1 LOB: 1 BB: 0 P: 4	R: 2 E: 1 K: 1 S: 8	H: 3 LOB: 2 BB: 1 P: 12		R: 0 E: 0 K: 0 S: 4	H: 2 LOB: 1 BB: 0 P: 4	1B: 13 2B: 1 3B: 0 HR: 1	SF: 0 SAC: 1 DP: 1 HBP: 0	WP: 1 PB: 0 SB: 2 CS: 1	PA: 42			
PITCHER	IP	WLS	BF	H	R	ER	SO	BB	IBB	HBP	BLK	WP	HR	S	P	ERA	WHIP									
Juan Marichal, R ERA: 3.43 Ron Herbel, R ERA: Joe Gibbon, L ERA:	(1, 1)	7.0	L	33	12	7	7	5	1	0	0	0	0	1	42	46	9.00	1.857								
	(8, 1)	1.0		5	1	0	0	1	0	1	0	0	0	0	6	10	0.00	1.000								
	(9, 1)	1.0		4	2	0	0	0	0	0	0	0	1	0	4	4	0.00	2.000								

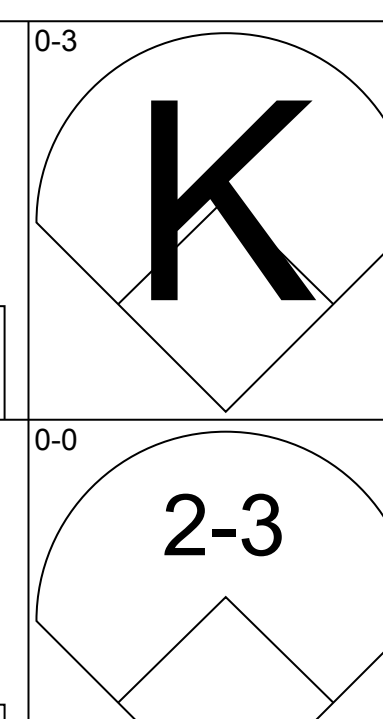
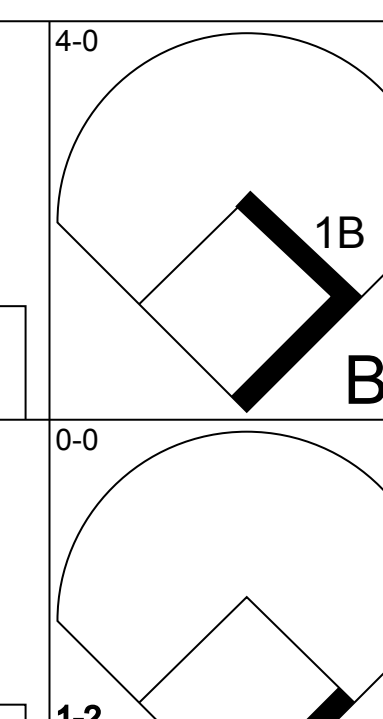
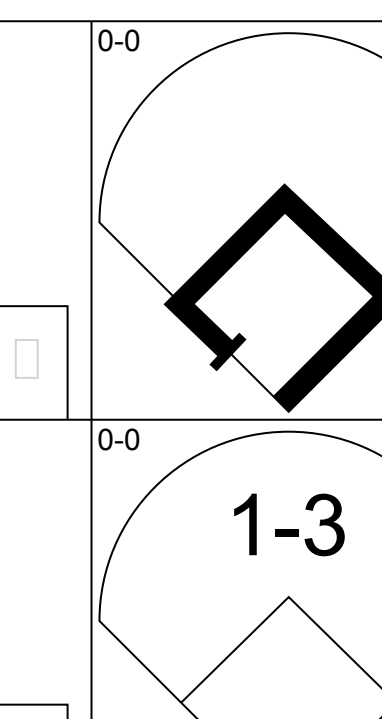
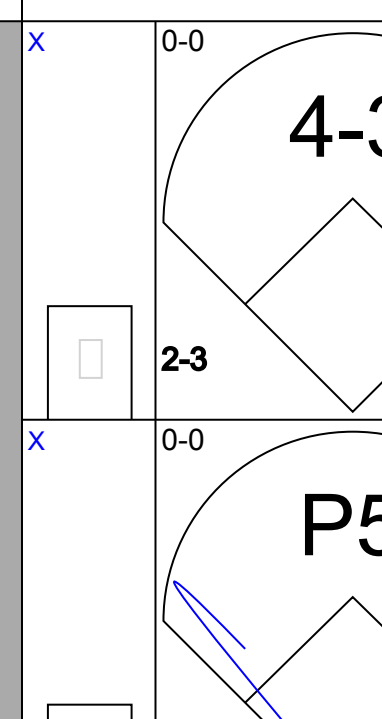
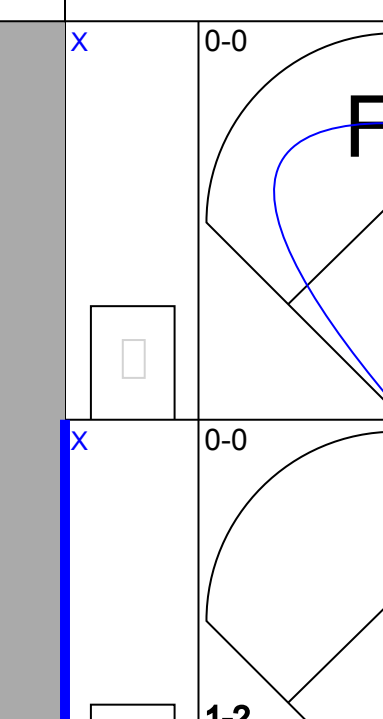
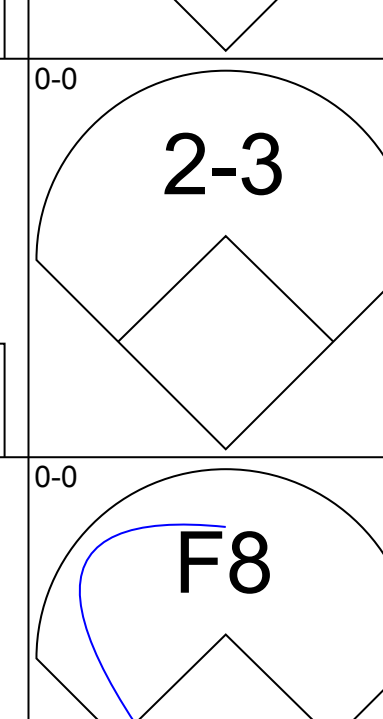
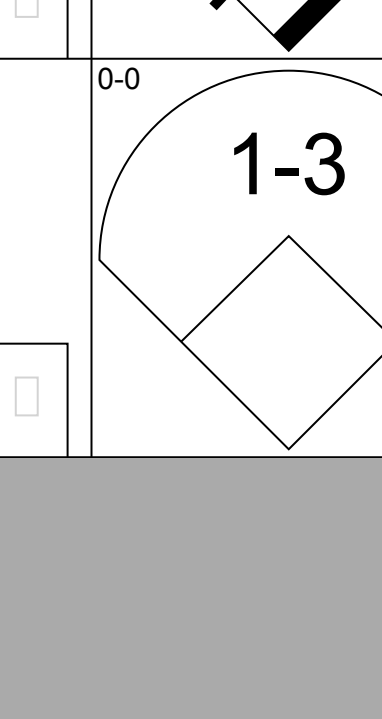
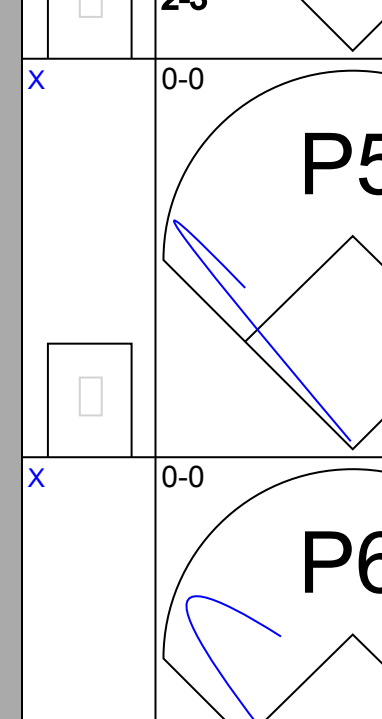
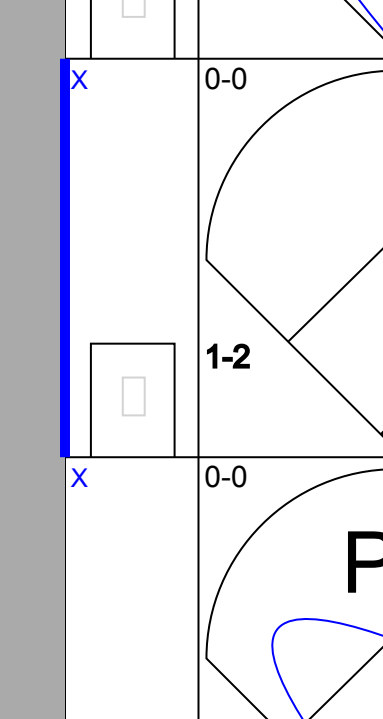
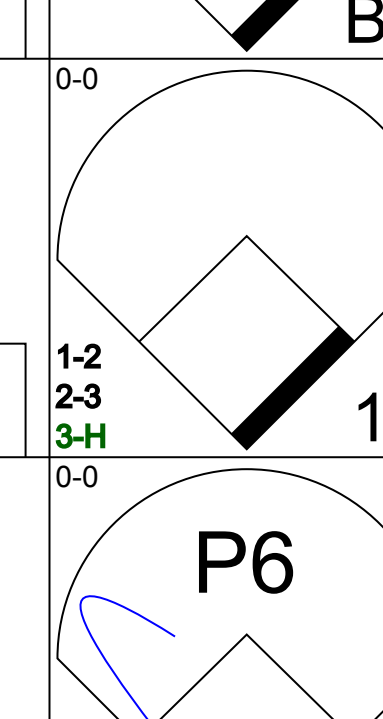
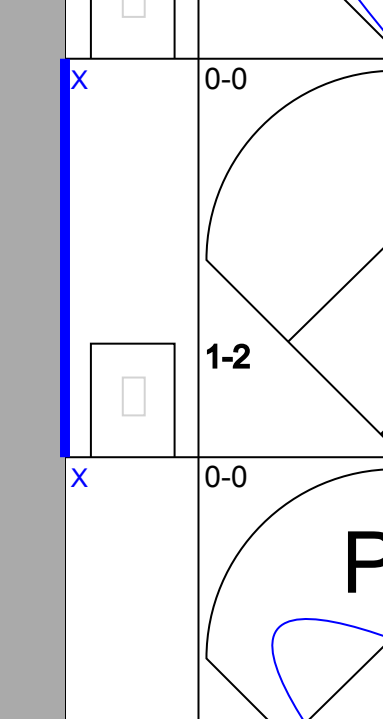
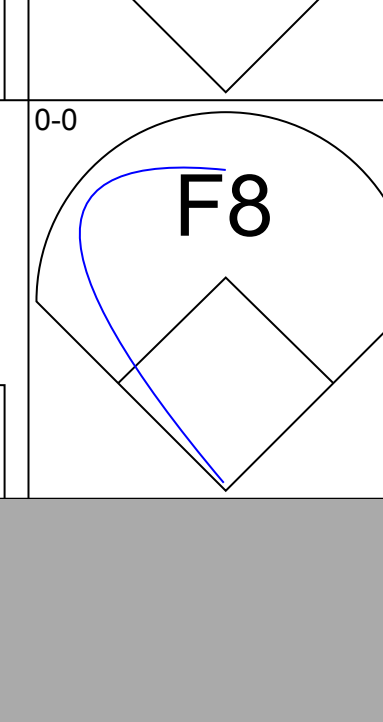
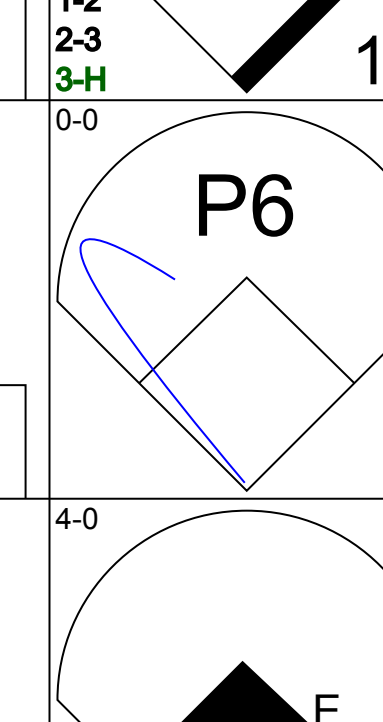
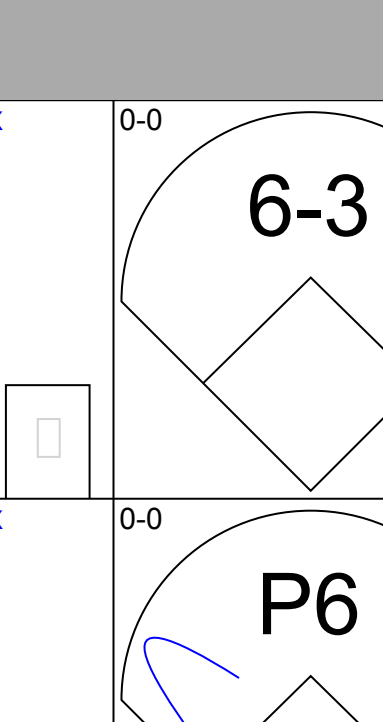
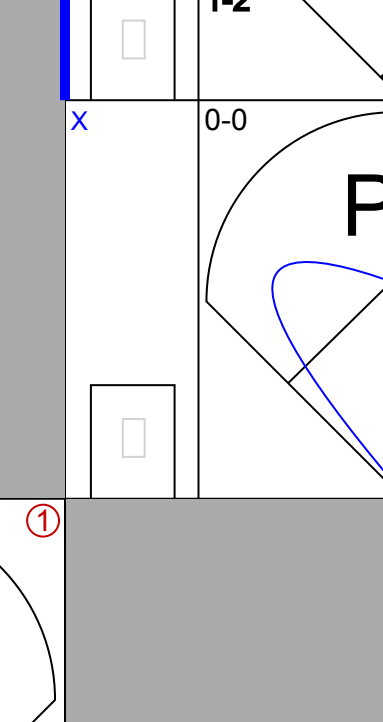
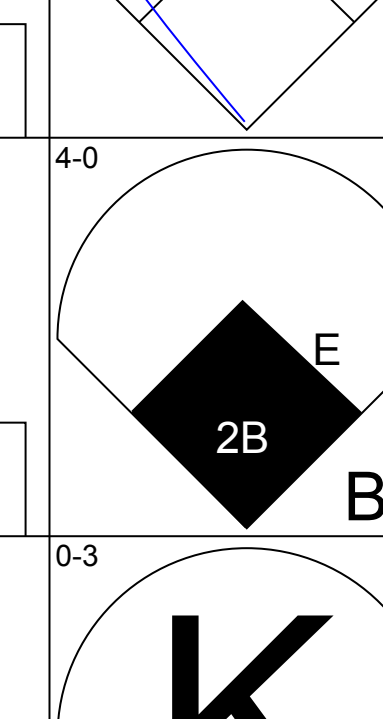
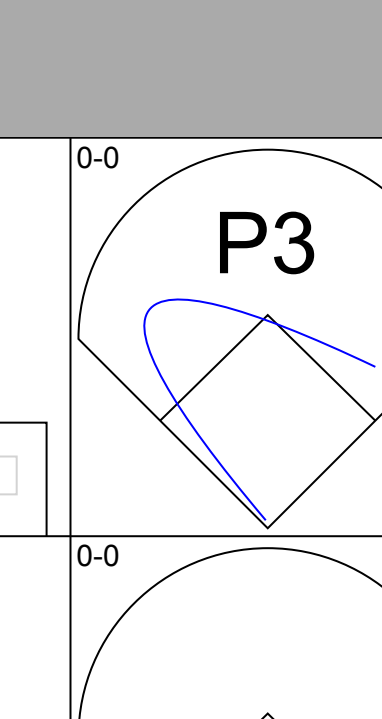
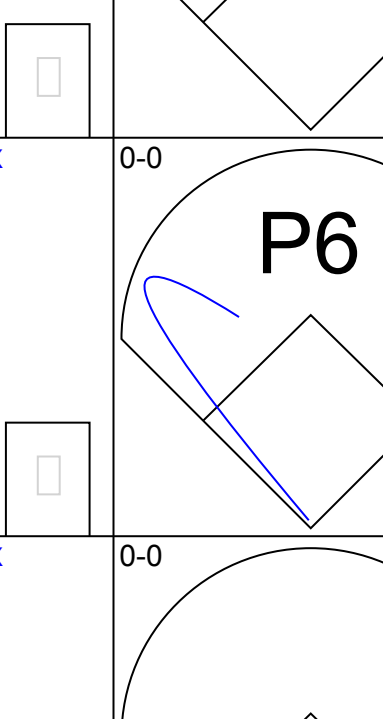
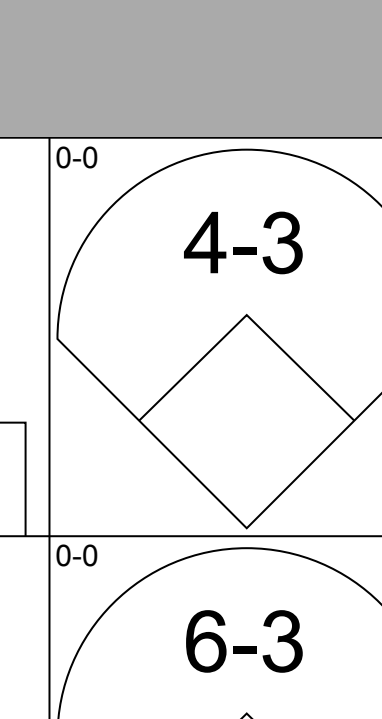

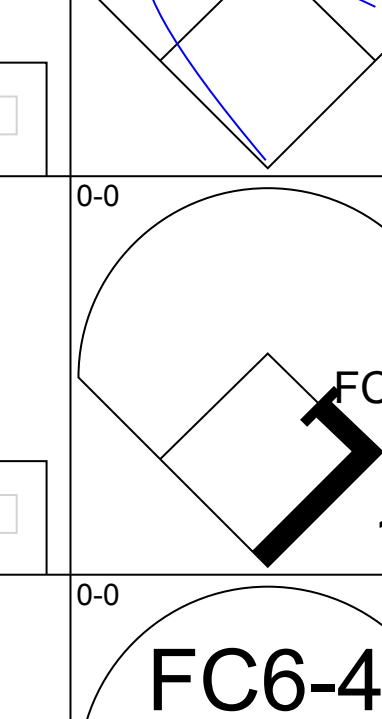
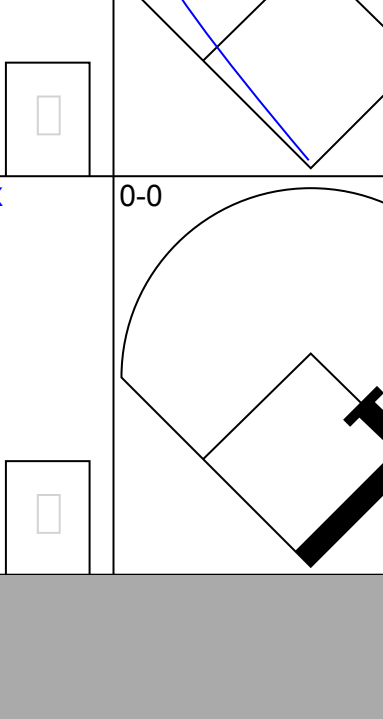
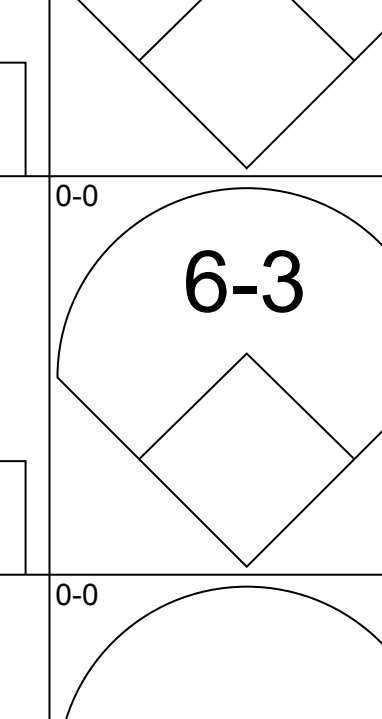

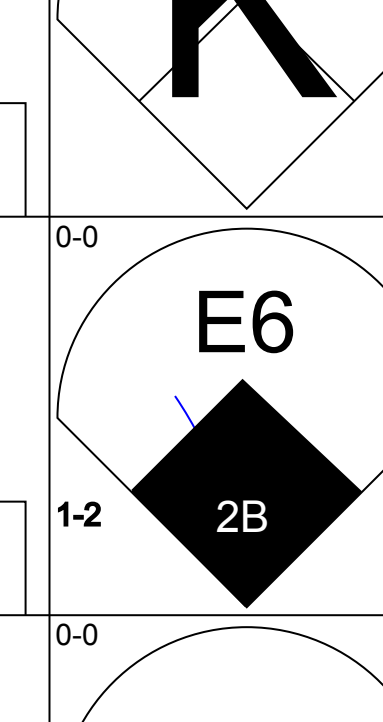
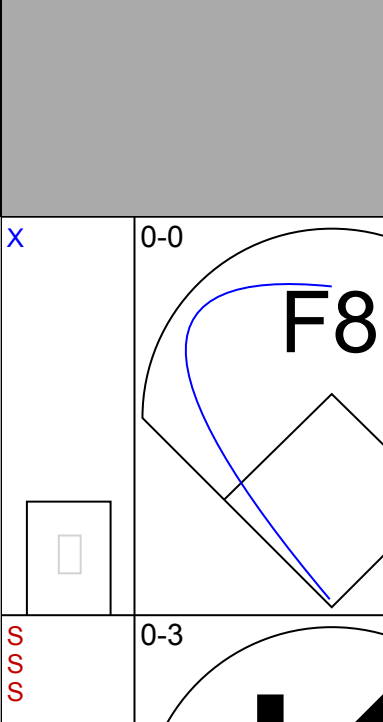
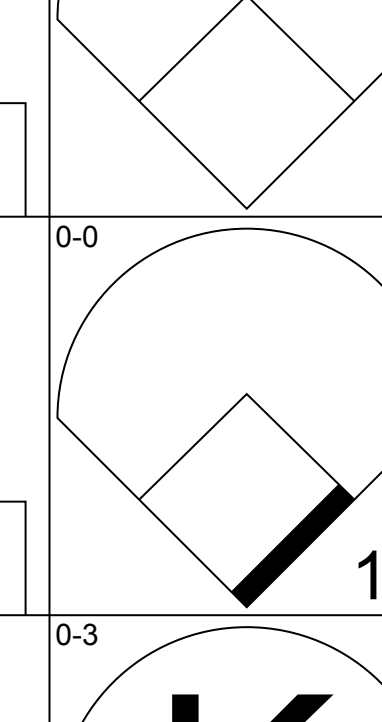

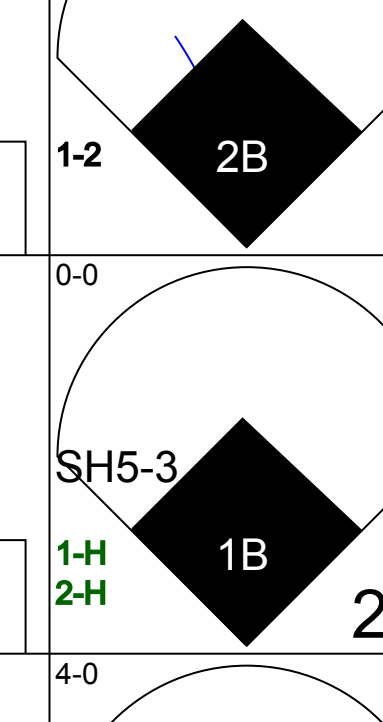
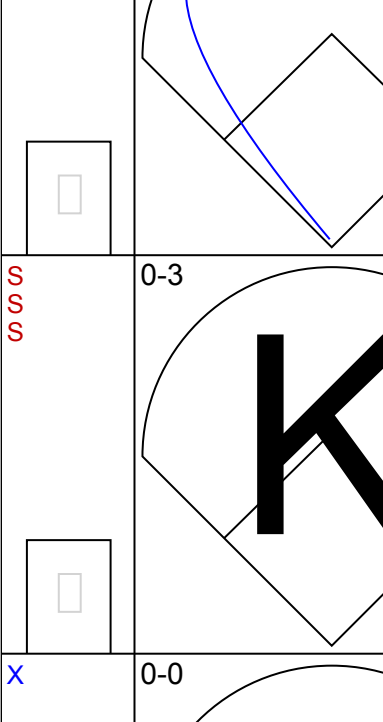
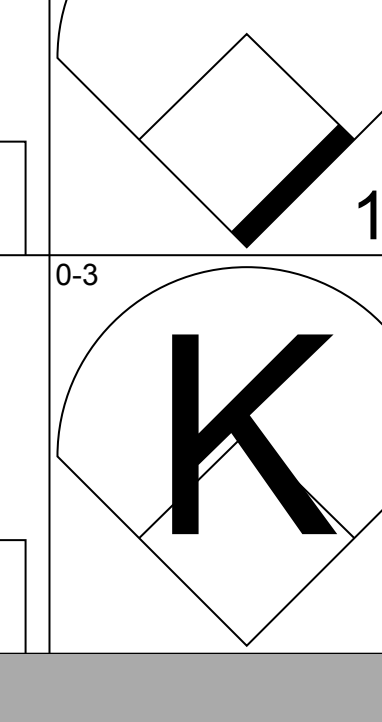

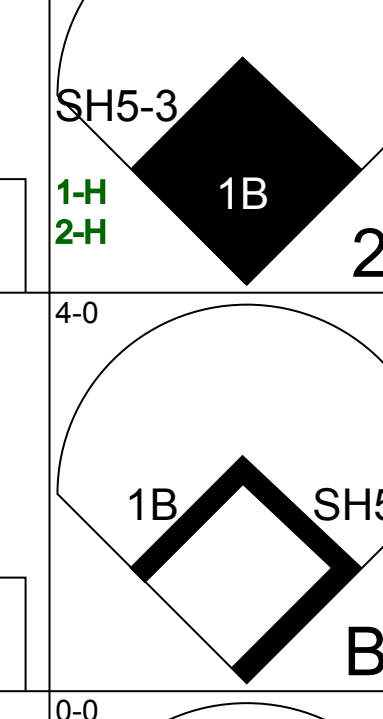
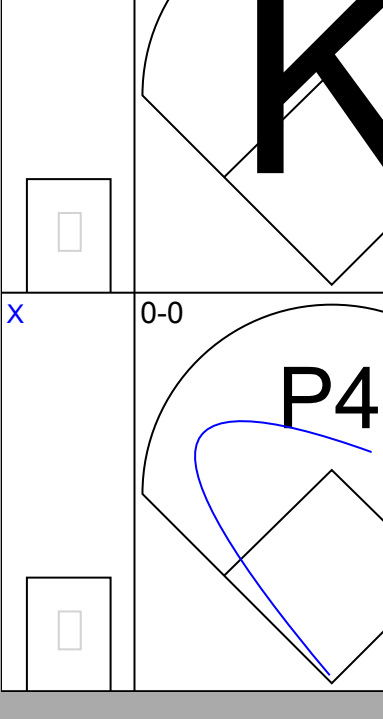
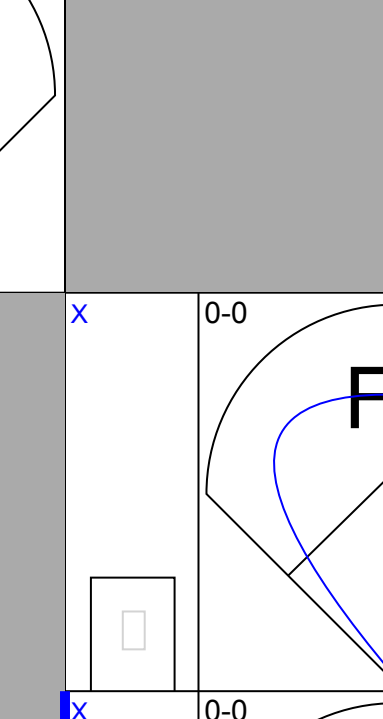

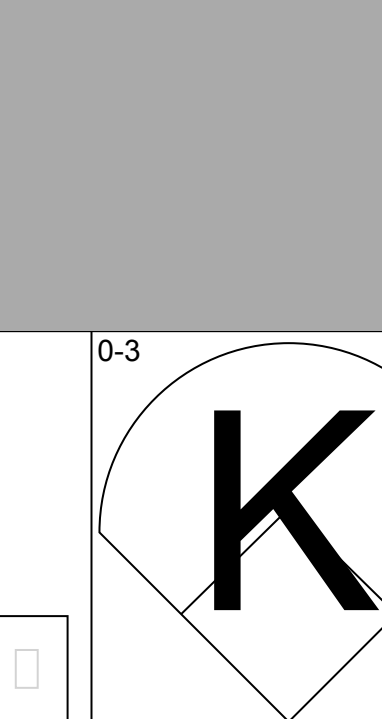
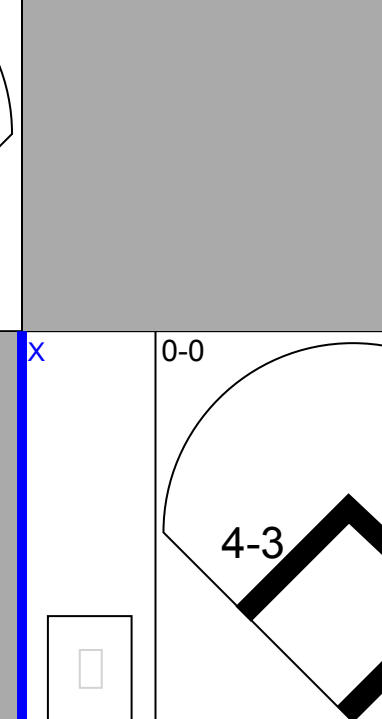
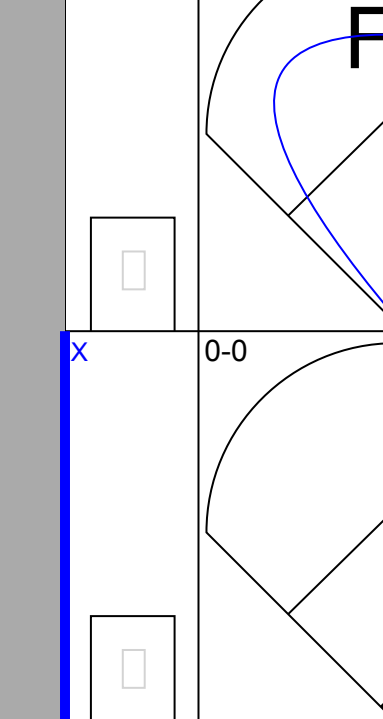
Batter	1	2	3	4	5	6	7	8	9	AB	R	H	RBI	BB	SO	LOB	BOTTOM								
Jesus Alou, R OBP: 0.262, SLG: 0.338 (1, 9)	0-0 F6			0-0 4-3			0-0 F8		0-0 5-3	4	0	0	0	0	0	0	Atlanta Braves @ San Francisco Giants Candlestick Park, San Francisco, CA Mon Apr 29 1968, 6:33 AM EDT Att: 4,090 - Unknown								
Ron Hunt, R OBP: 0.371, SLG: 0.288 (1, 4)	0-0 6-3			0-0 6-3			0-3 K		0-0 F9	4	0	0	0	0	1	0									
Willie Mays, R OBP: 0.377, SLG: 0.554 (1, 8)	0-0 F8			0-0 F7			0-0 1B		0-0 2B	4	0	2	0	0	0	0									
Willie McCovey, L OBP: 0.338, SLG: 0.417 (1, 3)		0-0 1-3			0-3 K		0-0 F8		0-0 4-3	4	0	0	0	0	1	2									
Jim Ray Hart, R OBP: 0.400, SLG: 0.596 (9, 5)		0-0 F9			0-0 6-3			4-0 5-3 3B BB		2	1	0	0	1	0	0									
Jim Davenport, R OBP: 0.266, SLG: 0.254 (9, 6)		0-0 F9			0-3 K			0-0 5-3	0-0 1-2	3	0	0	0	0	1	1									
Jack Hiatt, R OBP: 0.432, SLG: 0.594 Frank Johnson, R OBP: 0.222, SLG: 0.222 Dick Dietz, R (9, 2)			0-0 5-3			0-3 K		0-0 3-1 3B		3	0	1	1	0	1	0									
Hal Lanier, R OBP: 0.190, SLG: 0.190 Dave Marshall, L OBP: 0.125, SLG: 0.125 (8, PH) (9, 7)			0-3 K			0-0 5-3		0-0 3-1		2	0	0	0	0	1	0									
Juan Marichal, R OBP: 0.059, SLG: 0.059 Ron Herbel, R Ty Cline, L Joe Gibbon, R (8, PH) (9, 1)			0-0 F4			0-0 L8		0-0 L4-3		2	0	0	0	0	0	0									
Inning Stats	R: 0 E: 0 K: 0 S: 3	H: 0 LOB: 0 BB: 0 P: 3	R: 0 E: 0 K: 0 S: 3	H: 0 LOB: 0 BB: 0 P: 3	R: 0 E: 0 K: 1 S: 5	H: 0 LOB: 0 BB: 0 P: 5	R: 0 E: 0 K: 0 S: 3	H: 0 LOB: 0 BB: 0 P: 3	R: 0 E: 0 K: 2 S: 7	H: 0 LOB: 0 BB: 0 P: 7	R: 0 E: 0 K: 1 S: 5	H: 0 LOB: 0 BB: 0 P: 5	R: 0 E: 0 K: 1 S: 6	H: 1 LOB: 1 BB: 0 P: 6	R: 2 E: 0 K: 0 S: 4	H: 1 LOB: 1 BB: 1 P: 8		R: 0 E: 0 K: 0 S: 4	H: 1 LOB: 1 BB: 0 P: 4	1B: 1 2B: 1 3B: 1 HR: 0	SF: 0 SAC: 0 DP: 0 HBP: 0	WP: 0 PB: 0 SB: 0 CS: 0	PA: 31		
PITCHER	IP	WLS	BF	H	R	ER	SO	BB	IBB	HBP	BLK	WP	HR	S	P	ERA	WHIP								
Ron Reed, R ERA: 3.38 (1, 1)	9.0	W	31	3	2	2	5	1	0	0	0	0	0	40	44	2.00	0.444								



Batter	1	2	3	4	5	6	7	8	9	AB	R	H	RBI	BB	SO	LOB	TOP										
Felipe Alou, R OBP: 0.378, SLG: 0.558 (1, 8)	0-0 WP 1B 1B		0-0 F9			0-0 P4-3 1B	4-0 IBB		0-0 FC6-4 1B	4	1	3	0	1	0	0	Atlanta Braves @ Los Angeles Dodgers Dodger Stadium, Los Angeles, CA Wed May 01 1968, 7:05 PM PDT Att: 14,815 - Unknown										
Sonny Jackson, L OBP: 0.224, SLG: 0.232 (1, 6)	0-0 BB 1B 1B		0-0 1-3			0-0 F5	0-0 F8		0-0 FC6-4 1B IBB	5	2	1	0	0	0	6											
Hank Aaron, R OBP: 0.444, SLG: 0.690 (1, 9)	4-0 1B 7-2 BB		0-3 K			0-0 P4-3 1B		0-3 K	4-0 E FC6-2 IBB	3	0	1	0	2	2	0											
Tito Francona, L OBP: 0.533, SLG: 0.714 Deron Johnson, R OBP: 0.170, SLG: 0.167 (9, 3)	0-0 1B		4-0 FC4-6 BB			0-0 P4-3		0-0 1B 1B	0-0 E4 FC6-2 2B 1B	4	2	3	3	1	0	2											
Sandy Valdespino, L OBP: 0.411, SLG: 0.396 Tommye Aaron, R OBP: 0.364, SLG: 0.459 (8, PH)	0-0 7-2		0-0 FC4-6 P4-6-3			0-0 6-3		0-0 1B 1B	0-0 FC6-2 2B	3	0	0	0	0	0	5											
Claude Raymond, R (9, 1)	0-0 3-H		0-0 P4-6-3			0-0 6-3		0-0 1B 1B	0-0 2B	2	1	1	0	0	0	2											
Clete Boyer, R OBP: 0.197, SLG: 0.292 (1, 5)	0-0 1-3		0-0 P4-6-3			0-0 6-3		0-0 1B 1B	0-0 1B 2B	5	0	2	3	0	0	2											
Felix Millan, R OBP: 0.329, SLG: 0.300 (1, 4)			0-0 6-3			0-0 P4-3		0-0 SH1-4 1B	0-0 FC6-4 1B	5	0	2	0	0	0	1											
Marty Martinez, S OBP: 0.250, SLG: 0.250 (1, 2)			0-0 5-3			0-3 K		0-0 SH1-4 1B	0-0 FC6-4	4	0	1	0	0	1	2											
Pat Jarvis, R OBP: 0.231, SLG: 0.167 Mike Lum, L OBP: 0.389, SLG: 0.500 (9, PH)	0-0 1-3		0-0 6-3			0-0 SH1-4		0-0 SH1-4 1B	0-0 1B 1B	2	0	0	0	0	0	0											
Inning Stats	R: 2 E: 0 K: 0 S: 5	H: 3 LOB: 1 BB: 1 P: 9	R: 0 E: 0 K: 0 S: 3	H: 0 LOB: 0 BB: 0 P: 3	R: 0 E: 0 K: 1 S: 5	H: 0 LOB: 0 BB: 0 P: 5	R: 0 E: 0 K: 0 S: 2	H: 0 LOB: 0 BB: 1 P: 6	R: 0 E: 0 K: 1 S: 5	H: 0 LOB: 0 BB: 0 P: 5	R: 0 E: 0 K: 0 S: 5	H: 2 LOB: 2 BB: 0 P: 5	R: 0 E: 0 K: 0 S: 5	H: 2 LOB: 3 BB: 1 P: 9	R: 1 E: 0 K: 1 S: 8	H: 4 LOB: 2 BB: 0 P: 8	R: 4 E: 1 K: 0 S: 7	H: 4 LOB: 1 BB: 1 P: 11	1B: 14 2B: 2 3B: 0 HR: 0	SF: 0 SAC: 1 DP: 2 HBP: 0	WP: 1 PB: 0 SB: 0 CS: 1	PA: 43					
PITCHER	IP	WLS	BF	H	R	ER	SO	BB	IBB	HBP	BLK	WP	HR	S	P	ERA	WHIP										
Don Drysdale, R ERA: 3.18 (1, 1)	7.0		29	7	2	2	2	2	1	0	0	1	0	30	42	2.57	1.286										
Jim Brewer, L ERA: 1.93 (8, 1)	0.2		5	4	1	1	1	0	0	0	0	0	0	7	7	13.50	6.000										
Mudcat Grant, R ERA: 3.24 (8, 1)	0.1	L	3	2	2	2	0	0	0	0	0	0	0	3	3	54.00	6.000										
Jack Billingham, R ERA: 2.45 (9, 1)	1.0		6	2	2	2	0	0	1	0	0	0	0	5	9	18.00	2.000										

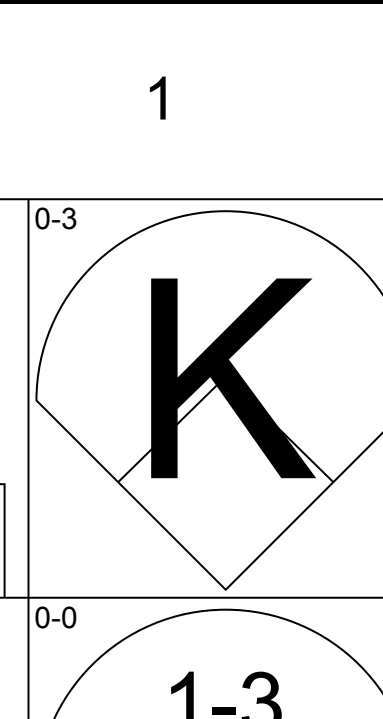
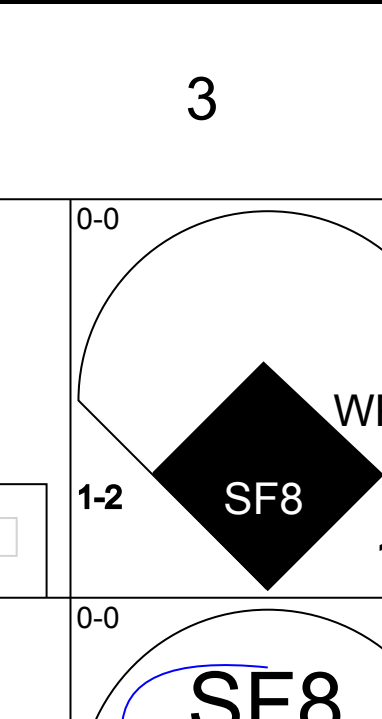
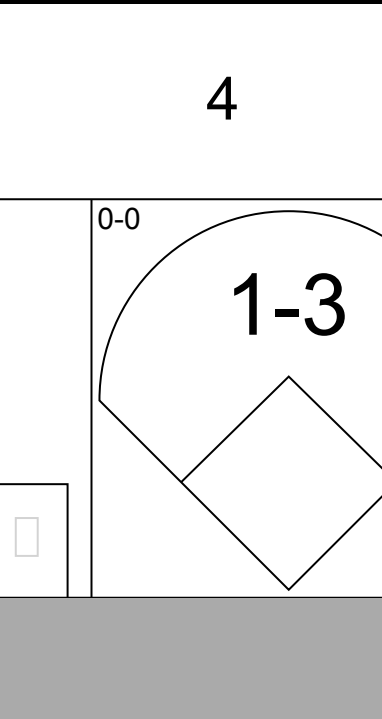
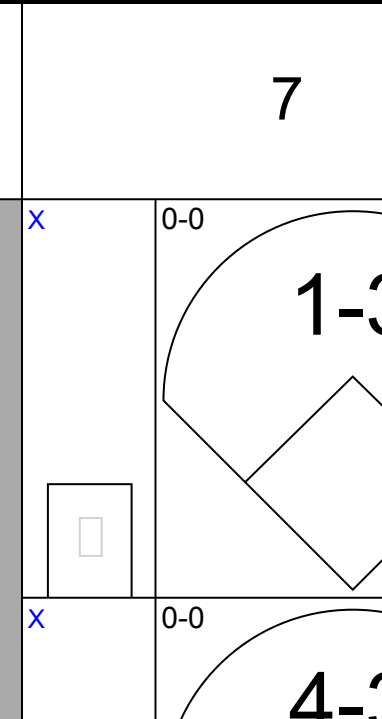
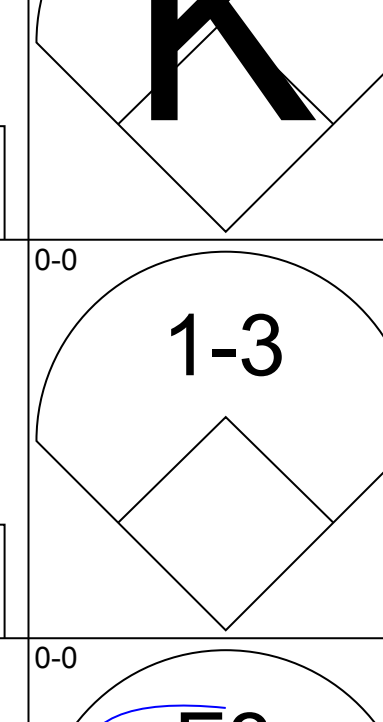
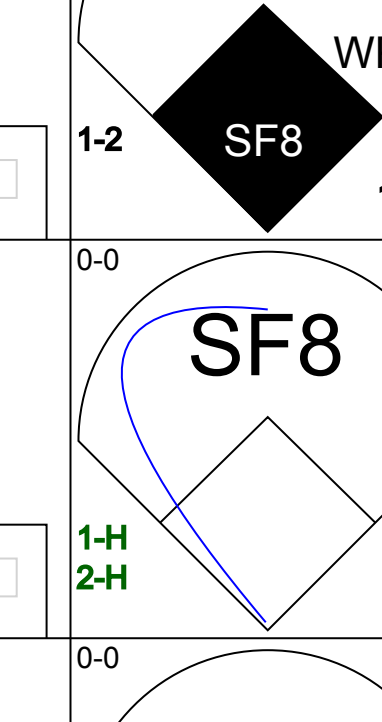
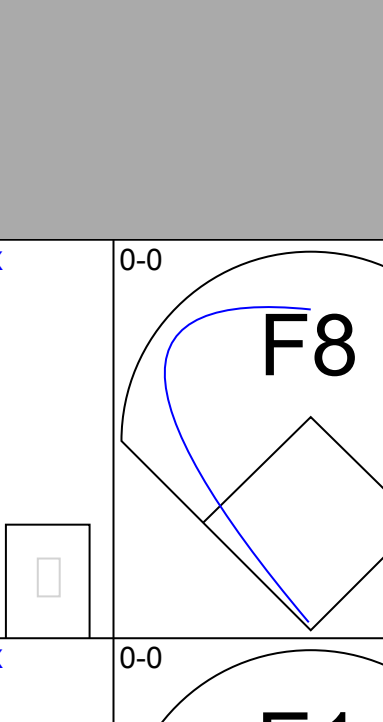
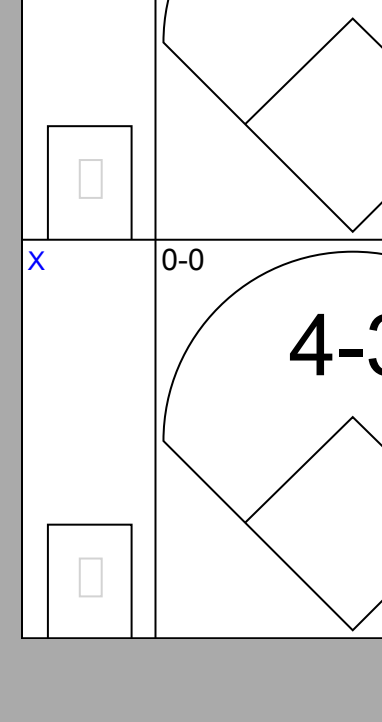
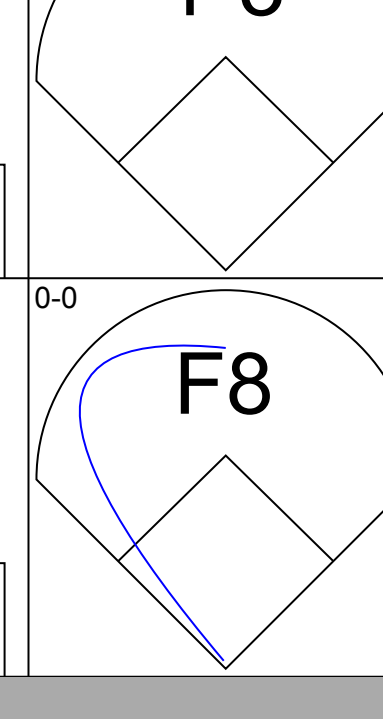
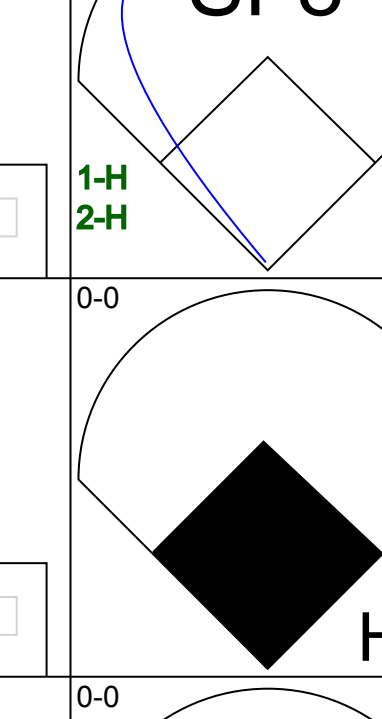
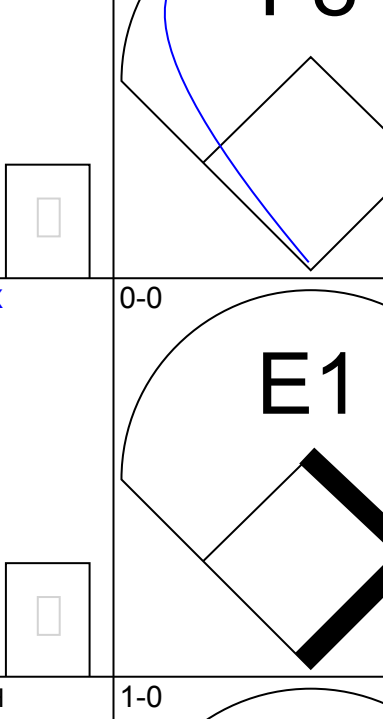
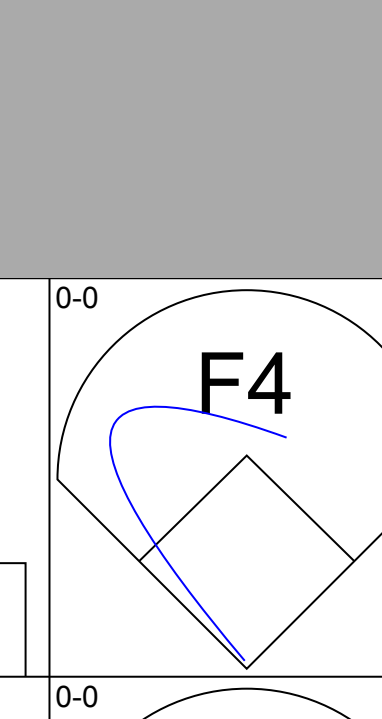
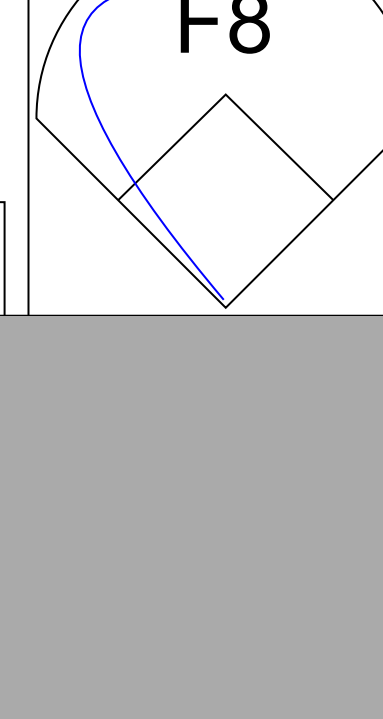
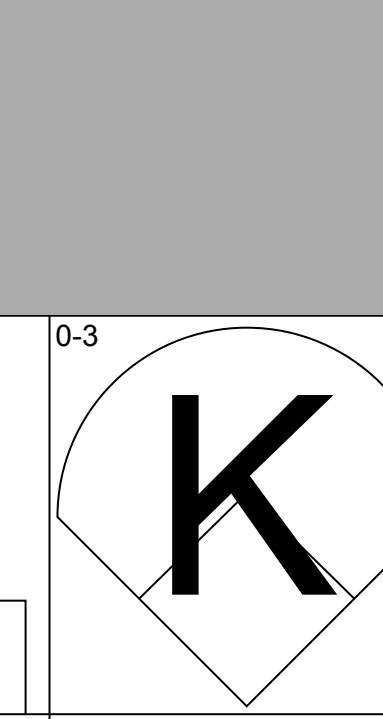
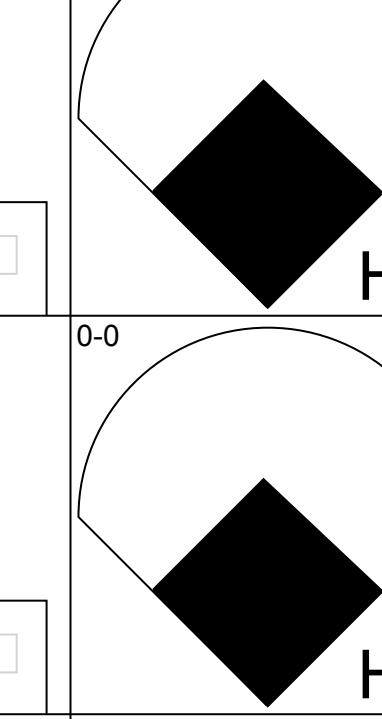
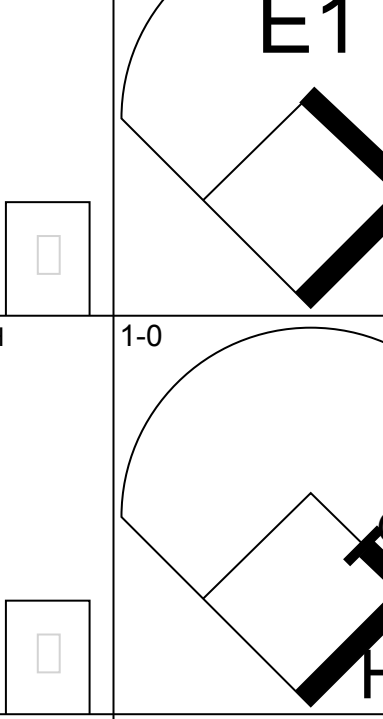
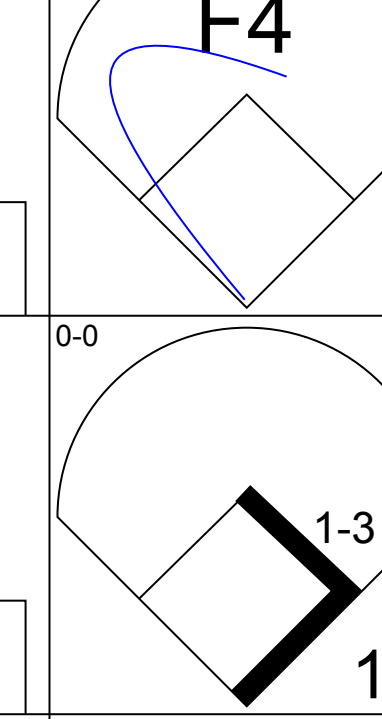

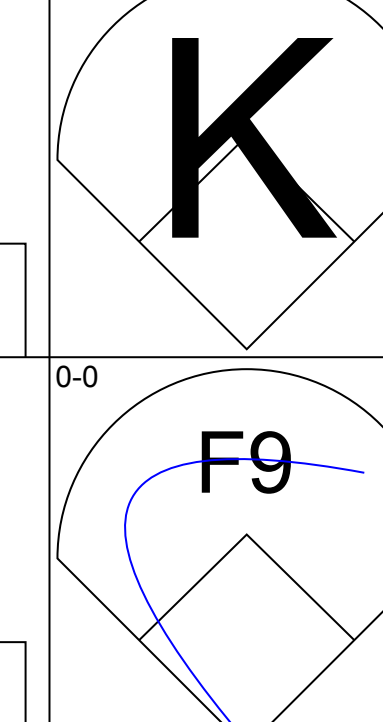
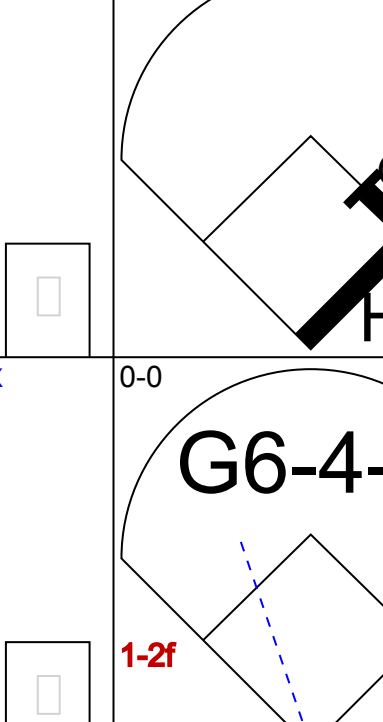
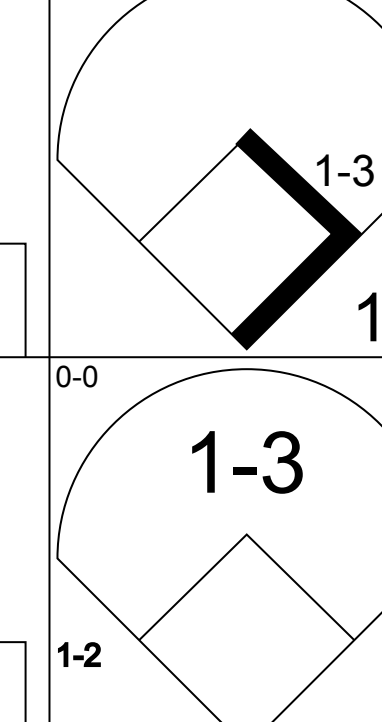

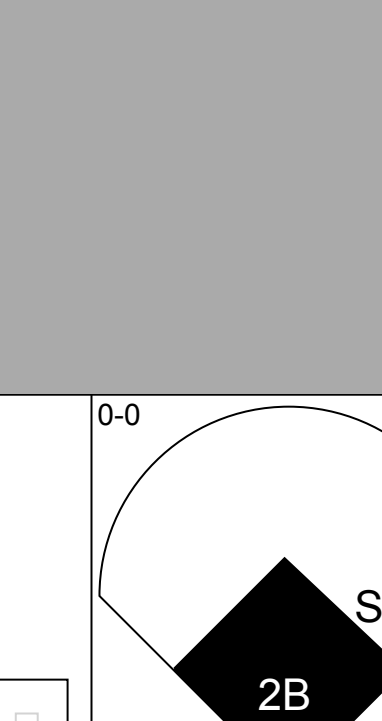
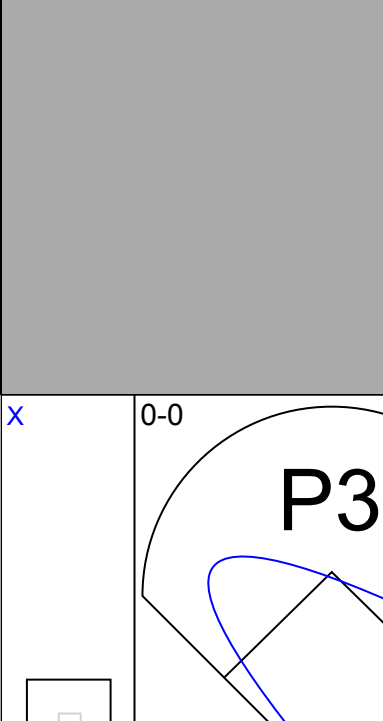
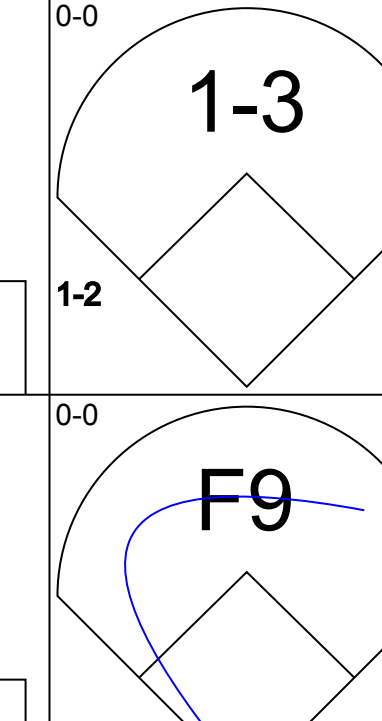

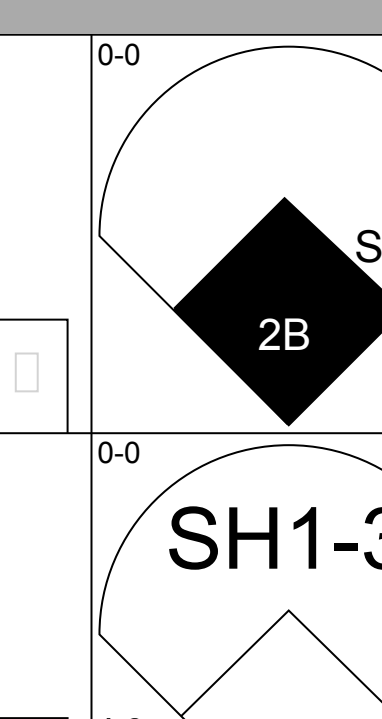
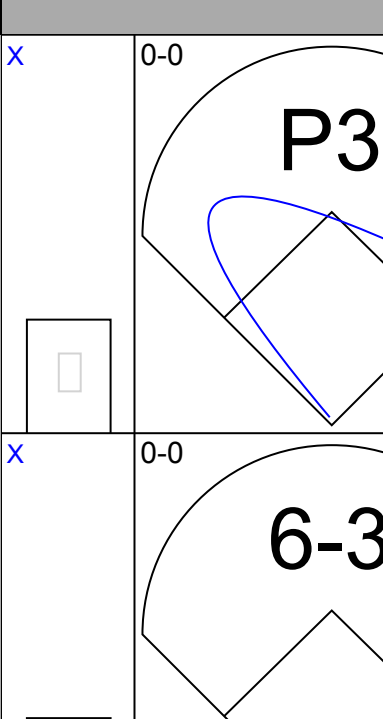
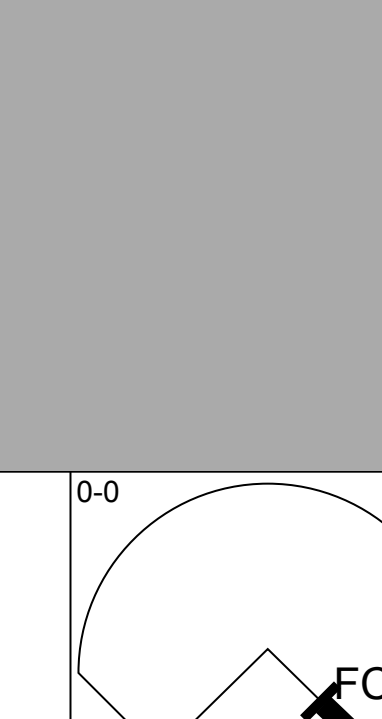
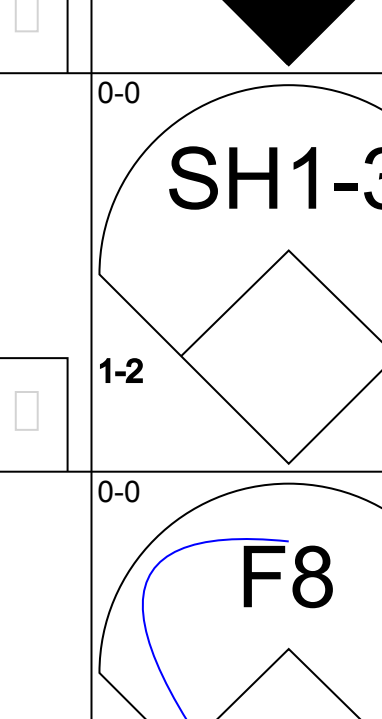
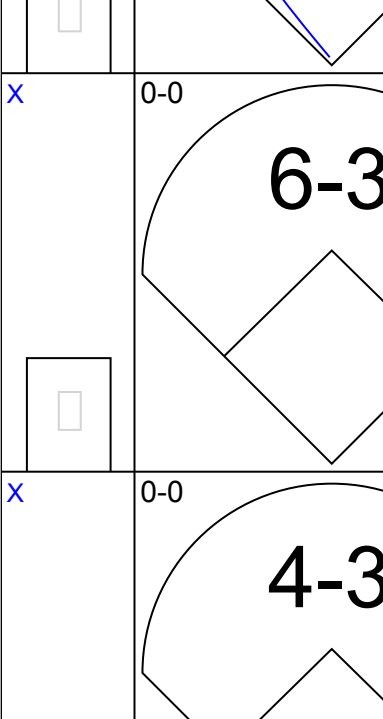
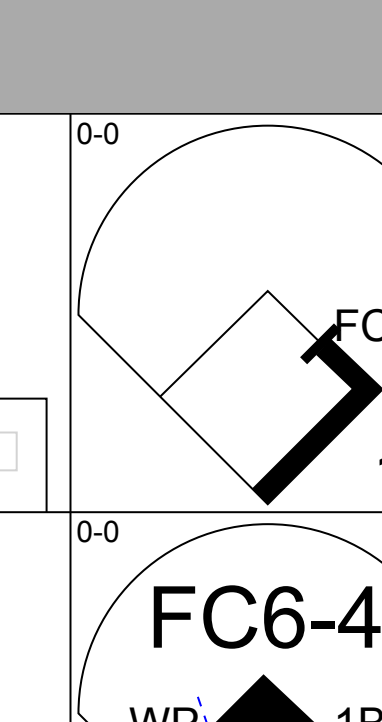
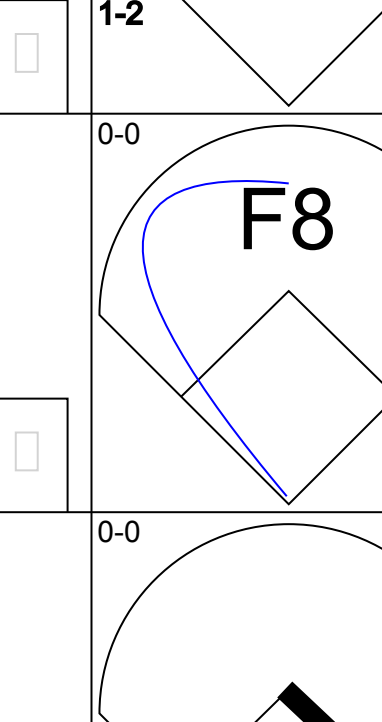
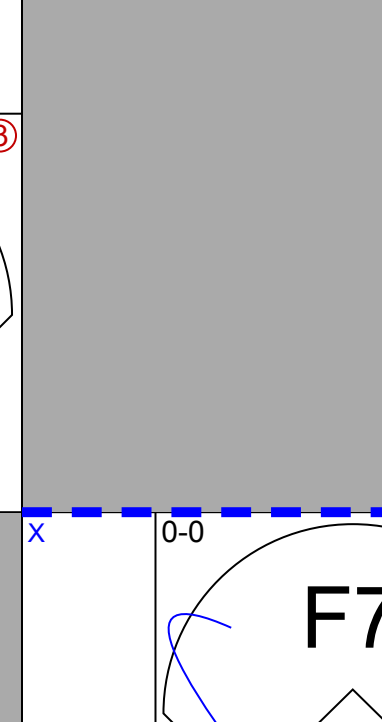
Batter	1	2	3	4	5	6	7	8	9	AB	R	H	RBI	BB	SO	LOB	BOTTOM										
Jim Fairey, L OBP: 0.250, SLG: 0.346 (1, 7)	0-0 1B 1B		0-0 L8			0-3 K		0-0 F9		4	0	1	0	0	1	0	Atlanta Braves @ Los Angeles Dodgers Dodger Stadium, Los Angeles, CA Wed May 01 1968, 7:05 PM PDT Att: 14,815 - Unknown										
Zoilo Versalles, R OBP: 0.235, SLG: 0.312 (1, 6)	0-3 K		0-0 6-3			0-0 L5		0-0 3B 1B		4	1	1	0	0	1	1											
Willie Davis, L OBP: 0.316, SLG: 0.462 (1, 8)	0-0 1-3 1B		0-0 HR			0-0 F9		0-0 1-H SF9 3B		4	2	3	2	0	0	0											
Ron Fairly, L OBP: 0.264, SLG: 0.246 (1, 9)	0-3 K		0-0 F3			0-0 F4		0-0 SF9		3	0	0	1	0	1	2											
Wes Parker, S OBP: 0.312, SLG: 0.333 (1, 3)	0-3 K		0-0 F7			0-3 K		0-0 6-3		4	0	0	0	0	2	2											
Tom Haller, L OBP: 0.357, SLG: 0.373 (1, 2)			0-0 FC4-6 1B			0-0 1B		0-0 F9		4	0	2	0	0	0	0											
Luis Alcaraz, R OBP: 0.292, SLG: 0.295 (1, 5)			0-0 FC4-6 WP			0-0 F8		0-0 1B		4	0	2	0	0	0	2											
Paul Popovich, S OBP: 0.174, SLG: 0.095 (1, 4)			0-3 K			0-0 P7		0-0 P8		4	0	0	0	0	1	4											
Don Drysdale, R OBP: 0.285, SLG: 0.391 Len Cshodson, L OBP: 0.167, SLG: 0.167 Jim Brewer, L OBP: 0.364, SLG: 0.459 Mudcat Grant, R OBP: 0.389, SLG: 0.500 Jack Billingham, R OBP: 0.200, SLG: 0.200 (1, 1)			0-0 G1			0-0 5-3		0-0 F8		2	0	0	0	0	0	1											
Inning Stats	R: 0 E: 0 K: 3 S: 11	H: 2 LOB: 2 BB: 0 P: 11	R: 0 E: 0 K: 1 S: 6	H: 1 LOB: 0 BB: 0 P: 6	R: 1 E: 0 K: 0 S: 4	H: 1 LOB: 0 BB: 0 P: 4	R: 0 E: 0 K: 0 S: 4	H: 1 LOB: 1 BB: 0 P: 4	R: 0 E: 0 K: 1 S: 5	H: 0 LOB: 0 BB: 0 P: 5	R: 0 E: 0 K: 0 S: 4	H: 1 LOB: 1 BB: 0 P: 4	R: 2 E: 0 K: 0 S: 5	H: 2 LOB: 0 BB: 0 P: 5	R: 0 E: 0 K: 0 S: 4	H: 1 LOB: 1 BB: 0 P: 4		1B: 7 2B: 0 3B: 1 HR: 1	SF: 1 SAC: 0 DP: 0 HBP: 0	WP: 1 PB: 0 SB: 0 CS: 0	PA: 36						
PITCHER	IP	WLS	BF	H	R	ER	SO	BB	IBB	HBP	BLK	WP	HR	S	P	ERA	WHIP										
Pat Jarvis, R ERA: 2.18 (1, 1)	8.0		32	8	3	3	6	0	0	0	0	0	0	44	44	3.38	1.000										
Claude Raymond, R ERA: 1.42 (9, 1)	1.0	S	4	1	0	0	0	0	0	0	0	0	0	4	4	0.00	1.000										



Batter	1	2	3	4	5	6	7	8	9	AB	R	H	RBI	BB	SO	LOB	TOP					
Felipe Alou, R OBP: 0.379, SLG: 0.545 (1, 8)										4	0	1	0	1	1	2	Atlanta Braves @ Houston Astros Astrodome, Houston, TX Fri May 03 1968, 8:05 PM EDT Att: 13,658 - Unknown					
Sonny Jackson, L OBP: 0.219, SLG: 0.217 (1, 6)										4	0	1	1	0	0	1						
Deron Johnson, R OBP: 0.190, SLG: 0.189 (9, PH)										1	0	1	0	0	0	0						
Hank Aaron, R OBP: 0.398, SLG: 0.598 (1, 9)										5	0	0	0	0	0	6						
Tito Francona, L OBP: 0.450, SLG: 0.556 (1, 3)										3	1	0	0	1	0	0						
Sandy Valdespino, L OBP: 0.410, SLG: 0.396 (1, 7)										4	0	2	0	0	1	1						
Clete Boyer, R OBP: 0.216, SLG: 0.293 (1, 5)										4	1	1	0	0	0	2						
Bob Tillman, R OBP: 0.237, SLG: 0.327 (1, 2)										3	1	1	2	1	2	1						
Felix Millan, R OBP: 0.322, SLG: 0.300 (1, 4)										3	0	0	0	1	0	2						
Phil Niekro, R OBP: 0.100, SLG: 0.400 (1, 1)										1	0	0	0	0	1	0						
Mike Lum, L OBP: 0.364, SLG: 0.500 (7, PH)										1	0	1	0	0	0	0						
Tony Cloninger, R OBP: 0.390, SLG: 0.462 (9, PH)										0	0	0	0	0	0	0						
Tommie Aaron, R OBP: 0.390, SLG: 0.462 (9, PH)										1	0	1	0	0	0	0						
Inning Stats	R: 0 E: 0 K: 1 S: 5	H: 0 LOB: 0 BB: 0 P: 5	R: 3 E: 1 K: 1 S: 8	H: 2 LOB: 3 BB: 3 P: 20	R: 0 E: 0 K: 0 S: 4	H: 1 LOB: 2 BB: 1 P: 8	R: 0 E: 0 K: 1 S: 5	H: 1 LOB: 0 BB: 0 P: 5	R: 0 E: 0 K: 0 S: 3	H: 0 LOB: 0 BB: 0 P: 3	R: 0 E: 0 K: 0 S: 5	H: 0 LOB: 0 BB: 0 P: 5	R: 0 E: 0 K: 0 S: 4	H: 1 LOB: 1 BB: 0 P: 4	R: 0 E: 0 K: 1 S: 6	H: 1 LOB: 1 BB: 0 P: 6	R: 0 E: 0 K: 0 S: 5	H: 2 LOB: 2 BB: 0 P: 5	1B: 6 2B: 2 3B: 1 HR: 0	SF: 0 SAC: 1 DP: 0 HBP: 0	WP: 0 PB: 0 SB: 0 CS: 0	PA: 39
PITCHER Don Wilson, R ERA: 4.38 (1, 1)	IP: 9.0 WLS: W BF: 39 H: 9 R: 3 ER: 1 SO: 5 BB: 4 IBB: 0 HBP: 0 BLK: 0 WP: 0 HR: 0 S: 45 P: 61 ERA: 1.00 WHIP: 1.444															PITCHER						

AB	34
R	3
H	9
RBI	3
BB	4
SO	5
LOB	15



Batter	1	2	3	4	5	6	7	8	9	AB	R	H	RBI	BB	SO	LOB	BOTTOM			
Ron Davis, R OBP: 0.250, SLG: 0.213 (1, 8)										4	1	1	0	0	1	1	Atlanta Braves @ Houston Astros Astrodome, Houston, TX Fri May 03 1968, 8:05 PM EDT Att: 13,658 - Unknown			
Norm Miller, L OBP: 0.255, SLG: 0.348 (1, 9)										3	0	0	1	0	0	0				
Jimmy Wynn, R OBP: 0.317, SLG: 0.275 (1, 7)										4	1	2	1	0	0	0				
Rusty Staub, L OBP: 0.386, SLG: 0.456 (1, 3)										3	1	2	1	0	1	0				
Doug Rader, R OBP: 0.220, SLG: 0.350 (1, 5)										4	0	0	0	0	0	3				
Denis Menke, R OBP: 0.357, SLG: 0.385 (1, 6)										4	1	2	0	0	0	1				
Julio Gotay, R OBP: 0.229, SLG: 0.257 (1, 4)										2	0	0	0	0	0	1				
John Bateman, R OBP: 0.333, SLG: 0.410 (1, 2)										3	0	1	0	0	0	1				
Don Wilson, R OBP: 0.333, SLG: 0.455 (1, 1)										3	1	1	1	0	0	1				
Inning Stats	R: 0 E: 0 K: 1 S: 5	H: 0 LOB: 0 BB: 0 P: 5	R: 0 E: 0 K: 1 S: 6	H: 1 LOB: 1 BB: 0 P: 6	R: 4 E: 0 K: 0 S: 7	H: 4 LOB: 0 BB: 0 P: 7	R: 1 E: 0 K: 0 S: 5	H: 2 LOB: 1 BB: 0 P: 5	R: 0 E: 0 K: 0 S: 3	H: 0 LOB: 0 BB: 0 P: 3	R: 0 E: 0 K: 0 S: 3	H: 0 LOB: 0 BB: 0 P: 3	R: 0 E: 0 K: 0 S: 4	H: 1 LOB: 1 BB: 0 P: 4	R: 0 E: 0 K: 0 S: 4	H: 1 LOB: 1 BB: 0 P: 4		1B: 6 2B: 1 3B: 0 HR: 2	SF: 1 SAC: 1 DP: 1 HBP: 1	WP: 1 PB: 0 SB: 0 CS: 0
PITCHER Phil Niekro, R ERA: 4.36 (1, 1)	IP: 6.0 WLS: L BF: 26 H: 8 R: 5 ER: 5 SO: 2 BB: 0 IBB: 0 HBP: 1 BLK: 0 WP: 1 HR: 2 S: 29 P: 30 ERA: 7.50 WHIP: 1.333															PITCHER				
Tony Cloninger, R ERA: 4.0 (7, 1)	IP: 2.0 WLS: 7 BF: 1 H: 0 R: 0 ER: 0 SO: 0 BB: 0 IBB: 0 HBP: 0 BLK: 0 WP: 0 HR: 0 S: 7 P: 7 ERA: 0.00 WHIP: 0.500															PITCHER				



Batter	1	2	3	4	5	6	7	8	9	AB	R	H	RBI	BB	SO	LOB	TOP					
Maury Wills, S OBP: 0.330, SLG: 0.319 (1, 5)	F3			4-3		G6-4-3 1B		4-3		4	0	1	0	0	0	2	Pittsburgh Pirates @ Atlanta Braves Atlanta Stadium, Atlanta, GA Mon May 06 1968, 7:05 PM EDT Att: 9,131 - Unknown					
Gene Alley, R OBP: 0.277, SLG: 0.314 (1, 6)	F8			K		G6-4-3 1-2		K		4	0	0	0	0	2	3						
Roberto Clemente, R OBP: 0.276, SLG: 0.378 (1, 9)	K			E6 HR				4-3		4	1	1	0	0	1	0						
Donn Clendenon, R OBP: 0.363, SLG: 0.481 (1, 3)		F8							F9	3	1	1	2	1	0	0						
Manny Mota, R OBP: 0.333, SLG: 0.333 (1, 7)		4-3							BB	4	0	0	0	0	1	1						
Matty Alou, L OBP: 0.412, SLG: 0.341 (1, 8)										3	0	0	0	0	0	1						
Bill Mazerolski, R OBP: 0.271, SLG: 0.284 (1, 4)				5-3						2	0	0	0	1	0	0						
Jerry May, R OBP: 0.354, SLG: 0.342 (1, 2)				F6						3	0	1	0	0	1	0						
Jim Bunning, R Ron Kline, R (8, 1)				6-3						2	0	0	0	0	0	0						
										0	0	0	0	0	0	0						
Inning Stats	R: 0 E: 0 K: 1 S: 5	H: 0 LOB: 0 BB: 0 P: 5	R: 0 E: 0 K: 0 S: 3	H: 0 LOB: 0 BB: 0 P: 3	R: 0 E: 0 K: 0 S: 3	H: 0 LOB: 0 BB: 0 P: 3	R: 2 E: 1 K: 2 S: 9	H: 2 LOB: 0 BB: 0 P: 9	R: 0 E: 0 K: 1 S: 5	H: 0 LOB: 0 BB: 0 P: 5	R: 0 E: 0 K: 0 S: 3	H: 1 LOB: 0 BB: 0 P: 3	R: 0 E: 0 K: 0 S: 3	H: 0 LOB: 1 BB: 1 P: 7	R: 0 E: 0 K: 1 S: 6	H: 1 LOB: 2 BB: 1 P: 10	R: 0 E: 0 K: 0 S: 3	H: 0 LOB: 0 BB: 0 P: 3	1B: 3 2B: 0 3B: 0 HR: 1	SF: 0 SAC: 1 DP: 1 HBP: 0	WP: 0 PB: 0 SB: 0 CS: 0	PA: 32
PITCHER Pat Jarvis, R ERA: 2.15 (1, 1)	IP: 9.0 WLS: L BF: 32	H: 4 R: 2 ER: 2 SO: 5	BB: 2 IBB: 0 HBP: 0 BLK: 0	WP: 0 HR: 1 S: 40 P: 48	ERA: 2.00 WHIP: 0.667												PITCHER	IP: 9.0 WLS: L BF: 32	H: 4 R: 2 ER: 2 SO: 5	BB: 2 IBB: 0 HBP: 0 BLK: 0	WP: 0 HR: 1 S: 40 P: 48	ERA: 2.00 WHIP: 0.667


AB 29
R 2
H 4
RBI 2
BB 2
SO 5
LOB 7



Batter	1	2	3	4	5	6	7	8	9	AB	R	H	RBI	BB	SO	LOB	BOTTOM					
Felipe Alou, R OBP: 0.394, SLG: 0.564 (1, 8)	E3									4	1	3	0	0	0	0	Pittsburgh Pirates @ Atlanta Braves Atlanta Stadium, Atlanta, GA Mon May 06 1968, 7:05 PM EDT Att: 9,131 - Unknown					
Sonny Jackson, L OBP: 0.236, SLG: 0.250 (1, 6)	6-3									4	0	1	1	0	1	3						
Hank Aaron, R OBP: 0.387, SLG: 0.564 (1, 9)	F9									4	0	1	0	0	0	3						
Tito Francona, L OBP: 0.424, SLG: 0.552 (1, 3)	F9									4	0	0	0	0	0	3						
Sandy Valdespino, L OBP: 0.371, SLG: 0.344 (1, 7)		4-3								4	0	0	0	0	1	0						
Clete Boyer, R OBP: 0.230, SLG: 0.280 (1, 5)		K								3	0	0	0	1	2	0						
Felix Millan, R OBP: 0.333, SLG: 0.333 (1, 4)										3	0	1	0	1	0	1						
Marty Martinez, S OBP: 0.167, SLG: 0.167 Deron Johnson, R OBP: 0.186, SLG: 0.185 (9, PH)										3	0	0	0	0	0	1						
Pat Jarvis, R OBP: 0.188, SLG: 0.133 (1, 1)										1	0	0	0	0	0	1						
										3	0	0	0	0	0	0						
Inning Stats	R: 0 E: 1 K: 0 S: 4	H: 0 LOB: 1 BB: 0 P: 4	R: 0 E: 0 K: 1 S: 5	H: 0 LOB: 1 BB: 1 P: 9	R: 0 E: 0 K: 1 S: 6	H: 1 LOB: 0 BB: 0 P: 6	R: 0 E: 0 K: 0 S: 3	H: 0 LOB: 1 BB: 1 P: 7	R: 1 E: 0 K: 0 S: 5	H: 2 LOB: 1 BB: 0 P: 5	R: 0 E: 0 K: 2 S: 7	H: 0 LOB: 0 BB: 0 P: 7	R: 0 E: 0 K: 0 S: 3	H: 0 LOB: 0 BB: 0 P: 3	R: 0 E: 0 K: 0 S: 4	H: 2 LOB: 1 BB: 0 P: 4	R: 0 E: 0 K: 0 S: 4	H: 1 LOB: 1 BB: 0 P: 4	1B: 3 2B: 1 3B: 2 HR: 0	SF: 0 SAC: 0 DP: 1 HBP: 0	WP: 0 PB: 0 SB: 0 CS: 0	PA: 35
PITCHER Jim Bunning, R ERA: 2.64 Ron Kline, R ERA: 0.96 (8, 1)	IP: 7.0 WLS: W BF: 28	H: 4 R: 1 ER: 1 SO: 4	BB: 2 IBB: 0 HBP: 0 BLK: 0	WP: 0 HR: 0 S: 34 P: 42	ERA: 1.29 WHIP: 0.857												PITCHER	IP: 2.0 WLS: S BF: 7	H: 2 R: 0 ER: 0 SO: 0	BB: 0 IBB: 0 HBP: 0 BLK: 0	WP: 0 HR: 0 S: 7 P: 7	ERA: 0.00 WHIP: 1.000

AB 33
R 1
H 6
RBI 1
BB 2
SO 4
LOB 12



Batter	1	2	3	4	5	6	7	8	9	AB	R	H	RBI	BB	SO	LOB	TOP										
Maury Wills, S OBP: 0.327, SLG: 0.316	0-3 K			0-0 4-3		0-0 S 1B		0-3 K		4	0	1	0	0	2	1	Pittsburgh Pirates @ Atlanta Braves Atlanta Stadium, Atlanta, GA Tue May 07 1968, 7:05 PM EDT Att: 6,610 - Unknown										
Gene Alley, R OBP: 0.265, SLG: 0.300	0-0 F9			0-0 6-3		0-3 K			0-0 F9	4	0	0	0	0	1	1											
Roberto Clemente, R OBP: 0.264, SLG: 0.360	0-0 4-3			0-0 3-1		0-0 P4			0-0 E6 1B	4	1	0	0	0	0	1											
Donn Clendenon, R OBP: 0.368, SLG: 0.476		0-0 P4			4-0 SH1-3 E FC5 BB		0-0 6-3		0-0 S 1B	3	0	1	1	1	0	0											
Manny Mota, R OBP: 0.309, SLG: 0.308		0-0 P4			0-0 E6 SH1-3		0-0 L4		0-0 F7	4	0	0	0	0	0	2											
Jose Pagan, R OBP: 0.083, SLG: 0.083		0-0 G3			0-0 SH1-3		0-0 F3		0-0 6-3	3	0	0	0	0	0	1											
Bill Mazerolski, R OBP: 0.261, SLG: 0.273			0-0 6-3		0-0 FC5			0-0 F7		3	0	0	0	0	0	2											
Jerry May, R OBP: 0.354, SLG: 0.342			0-0 6-3		0-3 K			0-0 FC1-6 1B		3	0	1	0	0	1	2											
Al McBean, R OBP: 0.316, SLG: 0.278			0-3 K			0-0 P3		0-0 FC1-6		3	0	0	0	0	1	1											
Inning Stats	R: 0 E: 0 K: 1 S: 5	H: 0 LOB: 0 BB: 0 P: 5	R: 0 E: 0 K: 0 S: 3	H: 0 LOB: 0 BB: 0 P: 3	R: 0 E: 0 K: 1 S: 5	H: 0 LOB: 0 BB: 0 P: 5	R: 0 E: 0 K: 0 S: 3	H: 0 LOB: 0 BB: 0 P: 3	R: 0 E: 1 K: 1 S: 6	H: 1 LOB: 2 BB: 1 P: 10	R: 0 E: 0 K: 0 S: 3	H: 0 LOB: 0 BB: 0 P: 3	R: 0 E: 0 K: 1 S: 6	H: 1 LOB: 1 BB: 0 P: 6	R: 0 E: 0 K: 0 S: 6	H: 1 LOB: 1 BB: 0 P: 6	R: 1 E: 1 K: 0 S: 5	H: 1 LOB: 1 BB: 0 P: 5	1B: 3 2B: 0 3B: 0 HR: 0	SF: 0 SAC: 1 DP: 0 HBP: 0	WP: 0 PB: 0 CS: 0	PA: 33					
PITCHER	IP	WLS	BF	H	R	ER	SO	BB	IBB	HBP	BLK	WP	HR	S	P	ERA	WHIP										
Dick Kelley, L ERA: 3.25	(1, 1)	8.1	31	3	1	0	5	1	0	0	0	0	0	40	44	0.00	0.480										
Cecil Upshaw, R ERA: 2.93	(9, 1)	0.2	W	2	0	0	0	0	0	0	0	0	0	2	2	0.00	0.000										

Batter	1	2	3	4	5	6	7	8	9	AB	R	H	RBI	BB	SO	LOB	BOTTOM										
Felipe Alou, R OBP: 0.389, SLG: 0.548	0-0 4-3			0-3 K			0-0 5-3	4-0 1B		3	0	0	0	1	1	0	Pittsburgh Pirates @ Atlanta Braves Atlanta Stadium, Atlanta, GA Tue May 07 1968, 7:05 PM EDT Att: 6,610 - Unknown										
Sonny Jackson, L OBP: 0.246, SLG: 0.252	0-3 K			0-0 4-3		4-0 1B S BB		0-0 1B		3	0	1	1	1	1	0											
Hank Aaron, R OBP: 0.373, SLG: 0.541	0-3 K			0-0 5-3		0-0 F9		0-0 F7		4	0	0	0	0	1	3											
Tito Francona, L OBP: 0.432, SLG: 0.531		0-0 G3			0-0 L7		4-0 1B BB		0-0 FC4-6 1B	3	0	1	0	1	0	0											
Skip Guinn, R							1-2 1B BB		0-0 FC4-6 1B	0	0	0	0	0	0	0											
Sandy Valdespino, L OBP: 0.365, SLG: 0.338		0-0 1-3			0-0 1-3		0-0 FC6-4 1B		0-0 FC4-6 1B	4	1	1	0	0	0	1											
Clete Boyer, R OBP: 0.231, SLG: 0.278		0-0 1-3			0-0 5-3		0-0 FC6-4		0-0 1B	4	0	1	0	0	0	3											
Felix Millan, R OBP: 0.340, SLG: 0.340			0-0 4-3			0-0 6-3		0-0 SH1-3 1B		4	1	2	1	0	0	0											
Bob Tillman, R OBP: 0.227, SLG: 0.295			0-0 F9			0-0 6-3		0-0 SH1-3		2	0	0	0	0	0	0											
Dick Kelley, R			0-0 F8			0-0 6-3		0-3 K		3	0	0	0	0	1	1											
Cecil Upshaw, R										0	0	0	0	0	0	0											
Inning Stats	R: 0 E: 0 K: 2 S: 7	H: 0 LOB: 0 BB: 0 P: 7	R: 0 E: 0 K: 0 S: 3	H: 0 LOB: 0 BB: 0 P: 3	R: 0 E: 0 K: 1 S: 5	H: 0 LOB: 0 BB: 0 P: 5	R: 0 E: 0 K: 0 S: 3	H: 0 LOB: 0 BB: 0 P: 3	R: 0 E: 0 K: 0 S: 4	H: 1 LOB: 3 BB: 2 P: 12	R: 1 E: 0 K: 1 S: 7	H: 2 LOB: 2 BB: 1 P: 11	R: 1 E: 0 K: 0 S: 4	H: 3 LOB: 2 BB: 0 P: 4	1B: 6 2B: 0 3B: 0 HR: 0	SF: 0 SAC: 1 DP: 0 HBP: 0	WP: 0 PB: 0 CS: 0	PA: 34									
PITCHER	IP	WLS	BF	H	R	ER	SO	BB	IBB	HBP	BLK	WP	HR	S	P	ERA	WHIP										
Al McBean, R ERA: 1.7	(1, 1)	8.1	L	34	6	2	2	4	2	1	0	0	0	39	51	2.16	0.960										



Batter	1	2	3	4	5	6	7	8	9	10	11	12	13	14	AB	R	H	RBI	BB	SO	LOB	TOP										
Maury Wills, S OBP: 0.315, SLG: 0.304 (1, 5)	E4 1-3		K			P5		1-3 1B		G3		6-3		FC6-4 1B SF9	7	2	1	0	0	1	1											
Matty Alou, L OBP: 0.414, SLG: 0.360 (1, 8)	4-3 1-2			4-3 WP 2B		PB 3-1 BB		1-3		E6 S		F7		1B	6	1	2	0	1	0	2											
Willie Stargell, L OBP: 0.289, SLG: 0.325 Al McBean, R OBP: 0.316, SLG: 0.278 Roberto Clemente, R OBP: 0.295, SLG: 0.352 (8, PH) (8, 9)	G3			4-3		3-1		WP 1B		K		4-3		SF9	4	0	1	1	0	0	2											
Donn Clendenon, R OBP: 0.382, SLG: 0.465 (1, 3)		F9		6-3		FC6-4 BB		6-3 PB BB					E8 E	1B	4	0	1	0	3	0	1											
Manny Mota, R OBP: 0.295, SLG: 0.293 (8, 7)		P5		E6 1B		FC6-4		6-3		F8			E1 1BB		6	0	1	0	0	0	6											
Bill Mazaroski, R OBP: 0.266, SLG: 0.289 (1, 4)				4-3				F8				F9		P5	6	0	2	0	0	0	5											
Gene Alley, R OBP: 0.269, SLG: 0.295 (1, 6)				F9				1-3 2B		F9				1B	5	0	1	0	1	1	2											
Jerry May, R OBP: 0.341, SLG: 0.321 (1, 2)			5-3			6-3		G1-6-3 BB		4-3		F8		G6-4-3	5	0	0	0	1	0	4											
Steve Blass, R OBP: 0.295, SLG: 0.295 Chuck Hill, L OBP: 0.295, SLG: 0.295 Dwight Gooden, R OBP: 0.295, SLG: 0.295 Manny Jimenez, L OBP: 0.295, SLG: 0.295 Ron Kline, R OBP: 0.295, SLG: 0.295 Gary Klob, L OBP: 0.295, SLG: 0.295 (7, PH) (7, 11) (8, PH) (8, 11) (14, PH) (14, 11)			K			F7		G1-6-3 BB		G3				L1-3	2	0	0	0	0	1	0											
Inning Stats	R: 0 E: 1 K: 0 S: 3	H: 0 LOB: 0 BB: 0 P: 3	R: 0 E: 0 K: 0 S: 4	H: 1 LOB: 1 BB: 0 P: 4	R: 0 E: 0 K: 2 S: 7	H: 0 LOB: 0 BB: 0 P: 7	R: 1 E: 1 K: 0 S: 5	H: 2 LOB: 1 BB: 0 P: 5	R: 0 E: 0 K: 1 S: 5	H: 0 LOB: 0 BB: 0 P: 5	R: 0 E: 0 K: 0 S: 3	H: 0 LOB: 0 BB: 0 P: 3	R: 0 E: 0 K: 0 S: 3	H: 0 LOB: 0 BB: 0 P: 3	R: 0 E: 0 K: 0 S: 3	H: 0 LOB: 0 BB: 0 P: 3	R: 0 E: 0 K: 0 S: 4	H: 1 LOB: 2 BB: 1 P: 8	R: 0 E: 0 K: 0 S: 4	H: 0 LOB: 0 BB: 0 P: 4	R: 0 E: 0 K: 0 S: 3	H: 0 LOB: 0 BB: 0 P: 3	R: 0 E: 0 K: 0 S: 3	H: 0 LOB: 0 BB: 0 P: 3	R: 0 E: 0 K: 0 S: 4	H: 1 LOB: 1 BB: 1 P: 8	R: 1 E: 0 K: 0 S: 4	H: 1 LOB: 1 BB: 1 P: 8	1B: 7 2B: 2 3B: 0 HR: 0	SF: 1 SAC: 0 DP: 2 HBP: 0	WP: 3 PB: 2 SB: 0 CS: 0	PA: 58
PITCHER	IP 7.1	WLS 31	BF 6	H 3	R 3	ER 3	SO 3	BB 4	IBB 0	HBP 0	BLK 0	WP 2	HR 0	S 33	P 49	ERA 4.24	WHIP 1.364															
Phil Niekro, R ERA: 4.24	5.2	22	2	0	0	1	1	1	0	0	0	0	0	22	30	0.00	0.529															
Claude Raymond, R ERA: 0.59	1.0	L	5	1	1	1	0	1	0	0	0	0	0	4	8	9.00	2.000															
Cecil Upshaw, R ERA: 3.31																																

Pittsburgh Pirates @ Atlanta Braves
Atlanta Stadium, Atlanta, GA
Wed May 08 1968, 7:05 PM EDT
Att: 7,035 - Unknown

AB	50
R	4
H	9
RBI	2
BB	7
SO	4
LOB	27



Batter	1	2	3	4	5	6	7	8	9	10	11	12	13	14	AB	R	H	RBI	BB	SO	LOB	BOTTOM					
Felipe Alou, R OBP: 0.378, SLG: 0.536 (1, 8)	P5	6-3			K			2B			P4			K	6	0	1	0	0	2	0						
Felix Millan, R OBP: 0.321, SLG: 0.320 (1, 4)	4-3			F8		F9		K		6-3				6-3	6	0	0	0	0	1	1						
Hank Aaron, R OBP: 0.379, SLG: 0.529 (1, 9)	1B E BB			K		F8		F8		F8				BB 1B	4	1	1	0	2	1	0						
Tito Francona, L OBP: 0.395, SLG: 0.474 (1, 3)	E 1-3 E 1B			3-1		6-3		4-3		4-3				F5	6	1	1	0	0	0	2						
Tommye Aaron, R OBP: 0.413, SLG: 0.465 (1, 7)	E5 E 1-3 3H			P4		G4-6-3 1B		BB						CS 1B	4	1	2	0	1	0	1						
Clete Boyer, R OBP: 0.239, SLG: 0.284 (1, 5)	E9 E 2H 3H			G3-6-3 1B		G4-6-3		K						P2	5	0	2	2	0	1	3						
Sonny Jackson, L OBP: 0.235, SLG: 0.241 (1, 6)	4-3			G3-6-3 1-2r		P4				6-3				4-3	5	0	0	0	0	0	2						
Marty Martinez, S OBP: 0.190, SLG: 0.150 Sandy Valdespino, L OBP: 0.390, SLG: 0.333 Bob Tillman, R OBP: 0.221, SLG: 0.286 (8, PH) (8, PH) (8, 2)	F5					G3		L4		2-3				F9	2	0	0	0	0	0	0						
Phil Niekro, R OBP: 0.393, SLG: 0.333 Claude Raymond, R OBP: 0.286, SLG: 0.393 Mike Lum, L OBP: 0.286, SLG: 0.393 Cecil Upshaw, R ERA: 3.72 (1, 1) (8, 1) (13, PH) (14, 1)	4-3					P3		4-3		4-3				4-3	2	0	0	0	0	0	0						
Inning Stats	R: 3 E: 2 K: 0 S: 6	H: 2 LOB: 1 BB: 1 P: 10	R: 0 E: 0 K: 0 S: 3	H: 0 LOB: 0 BB: 0 P: 3	R: 0 E: 0 K: 1 S: 5	H: 0 LOB: 0 BB: 0 P: 5	R: 0 E: 0 K: 0 S: 3	H: 1 LOB: 0 BB: 0 P: 3	R: 0 E: 0 K: 1 S: 6	H: 1 LOB: 1 BB: 1 P: 6	R: 0 E: 0 K: 1 S: 5	H: 0 LOB: 0 BB: 0 P: 9	R: 0 E: 0 K: 0 S: 3	H: 0 LOB: 0 BB: 0 P: 7	R: 0 E: 0 K: 0 S: 3	H: 1 LOB: 1 BB: 0 P: 3	R: 0 E: 0 K: 0 S: 5	H: 0 LOB: 0 BB: 0 P: 5	R: 0 E: 0 K: 0 S: 3	H: 1 LOB: 0 BB: 0 P: 3	R: 0 E: 0 K: 0 S: 3	H: 1 LOB: 0 BB: 0 P: 3	1B: 6 2B: 1 3B: 0 HR: 0	SF: 0 SAC: 0 DP: 2 HBP: 0	WP: 0 PB: 0 SB: 0 CS: 2	PA: 50	
PITCHER	IP 6.0	WLS 22	BF 3	H 3	R 3	ER 0	SO 2	BB 1	IBB 0	HBP 0	BLK 0	WP 0	HR 0	S 25	P 29	ERA 0.00	WHIP 0.667										
Steve Blass, R ERA: 1.31	2.0	7	2	0	0	1	0	0	0	0	0	0	0	9	9	0.00	1.000										
Dave Wickersham, R ERA: 0.63	5.0	W	17	1	0	0	2	2	0	0	0	0	0	19	27	0.00	0.600										
Ron Kline, R ERA: 0.63	1.0	S	3	1	0	0	0	0	0	0	0	0	0	3	3	0.00	1.000										
Roy Face, R ERA: 3.72																											

Pittsburgh Pirates @ Atlanta Braves
Atlanta Stadium, Atlanta, GA
Wed May 08 1968, 7:05 PM EDT
Att: 7,035 - Unknown

AB	46
R	3
H	7
RBI	2
BB	3
SO	5
LOB	9



Batter	1	2	3	4	5	6	7	8	9	AB	R	H	RBI	BB	SO	LOB	TOP								
Maury Wills, S (1, 6) OBP: 0.313, SLG: 0.295										3	0	0	0	1	0	1	Pittsburgh Pirates @ Atlanta Braves Atlanta Stadium, Atlanta, GA Thu May 09 1968, 7:05 PM EDT Att: 5,704 - Unknown								
Gary Kolb, L (1, 5) OBP: 0.250, SLG: 0.286										4	1	1	0	0	1	1									
Willie Stargell, L (1, 7) OBP: 0.287, SLG: 0.321										4	0	1	0	0	0	0									
Donn Clendenon, R (1, 3) OBP: 0.377, SLG: 0.449										3	0	0	0	1	0	2									
Manny Mota, R (1, 9) OBP: 0.308, SLG: 0.323										4	1	2	1	0	0	1									
Matty Alou, L (1, 8) OBP: 0.403, SLG: 0.352										4	0	1	0	0	0	4									
Bill Mazerolski, R (1, 4) OBP: 0.255, SLG: 0.276										4	0	0	0	0	0	4									
Jerry May, R (1, 2) OBP: 0.337, SLG: 0.318										4	0	1	1	0	0	0									
Al McBean, R (9, PR) OBP: 0.316, SLG: 0.278										0	0	0	0	0	0	0									
Bob Moose, R (1, 1) OBP: 0.200, SLG: 0.200										1	0	0	0	1	1	0									
Chuck Hillier, L (7, PH) OBP: 0.200, SLG: 0.200										1	0	0	0	0	0	0									
Dave Wickersham, R (7, 1) OBP: 0.316, SLG: 0.278										0	0	0	0	0	0	0									
Manny Jimenez, L (9, PH)										1	0	0	0	0	0	1									
Inning Stats	R: 0 E: 0 K: 1 S: 5	H: 0 LOB: 0 BB: 0 P: 5	R: 0 E: 0 K: 0 S: 4	H: 1 LOB: 1 BB: 0 P: 4	R: 0 E: 0 K: 1 S: 5	H: 0 LOB: 1 BB: 1 P: 9	R: 0 E: 0 K: 0 S: 3	H: 0 LOB: 1 BB: 1 P: 7	R: 0 E: 0 K: 0 S: 3	H: 0 LOB: 0 BB: 0 P: 3	R: 1 E: 0 K: 0 S: 6	H: 3 LOB: 2 BB: 0 P: 6	R: 0 E: 0 K: 0 S: 3	H: 0 LOB: 0 BB: 0 P: 3	R: 0 E: 0 K: 0 S: 3	H: 0 LOB: 0 BB: 0 P: 3	R: 1 E: 0 K: 0 S: 5	H: 2 LOB: 1 BB: 0 P: 5	1B: 4 2B: 2 3B: 0 HR: 0	SF: 0 SAC: 0 DP: 0 HBP: 0	WP: 0 PB: 0 SB: 1 CS: 0	PA: 36			
PITCHER	IP	WLS	BF	H	R	ER	SO	BB	IBB	HBP	BLK	WP	HR	S	P	ERA	WHIP								
Ron Reed, R (1, 1) ERA: 2.48	8.2	W	35	6	2	2	2	3	0	0	0	0	0	36	48	2.08	1.038								
Jim Britton, R (9, 1) ERA:	0.1	S	1	0	0	0	0	0	0	0	0	0	0	1	1	0.00	0.000								

AB 33
R 2
H 6
RBI 2
BB 3
SO 2
LOB 14



Batter	1	2	3	4	5	6	7	8	9	AB	R	H	RBI	BB	SO	LOB	BOTTOM								
Felipe Alou, R (1, 8) OBP: 0.374, SLG: 0.526										4	0	1	0	0	0	2	Pittsburgh Pirates @ Atlanta Braves Atlanta Stadium, Atlanta, GA Thu May 09 1968, 7:05 PM EDT Att: 5,704 - Unknown								
Felix Milten, R (1, 4) OBP: 0.310, SLG: 0.308										4	0	0	0	0	0	2									
Hank Aaron, R (1, 9) OBP: 0.367, SLG: 0.509										4	0	0	0	0	1	0									
Tito Francona, L (1, 7) OBP: 0.426, SLG: 0.524										4	1	3	0	0	0	0									
Mike Lum, L (9, PR) OBP: 0.286, SLG: 0.393										0	1	0	0	0	0	0									
Tommye Aaron, R (1, 3) OBP: 0.440, SLG: 0.467										2	2	1	0	2	1	0									
Clete Boyer, R (1, 5) OBP: 0.239, SLG: 0.283										4	0	1	0	0	2	4									
Sonny Jackson, L (1, 6) OBP: 0.244, SLG: 0.250										4	0	2	3	0	0	0									
Bob Tillman, R (1, 2) OBP: 0.211, SLG: 0.273										3	0	0	0	0	1	2									
Sandy Valdespino, L (8, PH) OBP: 0.388, SLG: 0.343										1	0	1	1	0	0	0									
Marty Martinez, S (9, 2) OBP: 0.150, SLG: 0.150										0	0	0	0	0	0	0									
Ron Reed, R (1, 1) OBP: 0.333, SLG: 0.273										3	0	0	0	1	1	4									
Jim Britton, R (9, 1) OBP: 0.500, SLG: 0.500										0	0	0	0	0	0	0									
Inning Stats	R: 0 E: 0 K: 0 S: 3	H: 0 LOB: 0 BB: 0 P: 3	R: 2 E: 1 K: 0 S: 6	H: 3 LOB: 2 BB: 1 P: 10	R: 0 E: 0 K: 1 S: 7	H: 2 LOB: 0 BB: 0 P: 7	R: 0 E: 0 K: 2 S: 7	H: 0 LOB: 0 BB: 0 P: 7	R: 0 E: 0 K: 0 S: 3	H: 0 LOB: 0 BB: 0 P: 3	R: 0 E: 0 K: 2 S: 7	H: 0 LOB: 0 BB: 0 P: 7	R: 0 E: 0 K: 0 S: 4	H: 1 LOB: 2 BB: 1 P: 8	R: 2 E: 0 K: 1 S: 8	H: 3 LOB: 2 BB: 1 P: 12	1B: 8 2B: 1 3B: 0 HR: 0	SF: 0 SAC: 0 DP: 0 HBP: 0	WP: 0 PB: 0 SB: 0 CS: 0	PA: 36					
PITCHER	IP	WLS	BF	H	R	ER	SO	BB	IBB	HBP	BLK	WP	HR	S	P	ERA	WHIP								
Bob Moose, R (1, 1) ERA: 4.02	6.0	L	24	5	2	2	5	1	0	0	1	0	0	33	37	3.00	1.000								
Dave Wickersham, R (7, 1) ERA: 3.6	2.0		12	4	2	2	1	1	1	0	0	0	0	12	20	9.00	2.500								



Batter	1	2	3	4	5	6	7	8	9	AB	R	H	RBI	BB	SO	LOB	TOP					
Wes Parker, S (1, 3) OBP: 0.295, SLG: 0.287										4	0	2	0	0	0	1	Los Angeles Dodgers @ Atlanta Braves Atlanta Stadium, Atlanta, GA Fri May 10 1968, 7:05 PM EDT Att: 13,210 - Unknown					
Zoilo Versalles, R (1, 6) OBP: 0.242, SLG: 0.295										3	0	0	0	0	1	2						
Willie Davis, L (1, 8) OBP: 0.239, SLG: 0.348										3	0	0	1	0	1	1						
Ron Fairly, L (1, 9) OBP: 0.276, SLG: 0.250										4	0	1	0	0	1	2						
Tom Haller, L (1, 2) OBP: 0.360, SLG: 0.367										4	0	2	0	0	0	1						
Rocky Colavito, R (1, 7) OBP: 0.323, SLG: 0.411										4	0	1	0	0	1	1						
Bob Bailey, R (1, 5) OBP: 0.271, SLG: 0.260										3	0	0	0	0	1	2						
Luis Alcaraz, R (1, 4) OBP: 0.231, SLG: 0.250										3	0	0	0	0	1	2						
Don Drysdale, R (1, 1) OBP: 0.250, SLG: 0.313										2	1	2	0	0	0	0						
Jack Billingham, R (7, 1)										0	0	0	0	0	0	0						
Len Gabrielson, L (8, PH) OBP: 0.167, SLG: 0.167										1	0	0	0	0	0	0						
Jim Brewer, L (8, 1)										0	0	0	0	0	0	0						
Inning Stats	R: 0 E: 0 K: 1 S: 6	H: 1 LOB: 1 BB: 0 P: 6	R: 0 E: 0 K: 0 S: 3	H: 0 LOB: 0 BB: 0 P: 3	R: 0 E: 1 K: 0 S: 4	H: 1 LOB: 1 BB: 0 P: 4	R: 0 E: 0 K: 1 S: 5	H: 1 LOB: 0 BB: 0 P: 5	R: 0 E: 0 K: 2 S: 7	H: 0 LOB: 0 BB: 0 P: 7	R: 1 E: 0 K: 0 S: 5	H: 2 LOB: 1 BB: 0 P: 5	R: 0 E: 0 K: 1 S: 6	H: 2 LOB: 1 BB: 0 P: 6	R: 0 E: 0 K: 0 S: 3	H: 0 LOB: 0 BB: 0 P: 3	R: 0 E: 0 K: 1 S: 6	H: 1 LOB: 1 BB: 0 P: 6	1B: 7 2B: 2 3B: 0 HR: 0	SF: 1 SAC: 1 DP: 2 HBP: 0	WP: 1 PB: 0 SB: 0 CS: 0	PA: 33
PITCHER Ken Johnson, R (1, 1) ERA: 1.99	IP: 9.0 WLS: W BF: 33 H: 8 R: 1 ER: 1 SO: 6 BB: 0 IBB: 0 HBP: 0 BLK: 0 WP: 1 HR: 0 S: 45 P: 45 ERA: 1.00 WHIP: 0.889															PITCHER						

Batter	1	2	3	4	5	6	7	8	9	AB	R	H	RBI	BB	SO	LOB	BOTTOM												
Felipe Alou, R (1, 8) OBP: 0.378, SLG: 0.521										3	0	1	0	1	0	0	Los Angeles Dodgers @ Atlanta Braves Atlanta Stadium, Atlanta, GA Fri May 10 1968, 7:05 PM EDT Att: 13,210 - Unknown												
Felix Milten, R (1, 4) OBP: 0.316, SLG: 0.315										4	1	2	0	0	0	4													
Hank Aaron, R (1, 9) OBP: 0.363, SLG: 0.500										4	0	1	0	0	1	4													
Tito Francona, L (1, 7) OBP: 0.431, SLG: 0.533										3	0	1	1	1	0	1													
Deron Johnson, R (9, 3) OBP: 0.196, SLG: 0.185										0	0	0	0	0	0	0													
Tommye Aaron, R (1, 3) OBP: 0.407, SLG: 0.429										4	0	0	0	0	0	3													
Clete Boyer, R (1, 5) OBP: 0.246, SLG: 0.284										3	0	1	0	1	0	2													
Sonny Jackson, L (1, 6) OBP: 0.244, SLG: 0.250										4	1	1	0	0	1	3													
Bob Tillman, R (1, 2) OBP: 0.219, SLG: 0.279										2	0	1	0	0	0	0													
Mike Lum, L (7, PH) OBP: 0.276, SLG: 0.379										1	0	0	0	0	0	2													
Marty Martinez, S (8, 2) OBP: 0.143, SLG: 0.143										1	0	0	0	0	0	2													
Ken Johnson, R (1, 1) OBP: 0.143, SLG: 0.143										2	0	0	0	0	1	1													
Inning Stats	R: 0 E: 0 K: 1 S: 5	H: 1 LOB: 0 BB: 0 P: 5	R: 0 E: 0 K: 1 S: 6	H: 1 LOB: 0 BB: 0 P: 6	R: 0 E: 0 K: 1 S: 5	H: 0 LOB: 0 BB: 0 P: 5	R: 1 E: 0 K: 0 S: 5	H: 2 LOB: 1 BB: 0 P: 5	R: 0 E: 0 K: 0 S: 3	H: 0 LOB: 0 BB: 0 P: 3	R: 1 E: 1 K: 0 S: 6	H: 2 LOB: 3 BB: 1 P: 10	R: 0 E: 0 K: 0 S: 3	H: 0 LOB: 2 BB: 2 P: 11	R: 0 E: 0 K: 0 S: 3	H: 0 LOB: 2 BB: 2 P: 11	1B: 7 2B: 1 3B: 0 HR: 0	SF: 0 SAC: 1 DP: 0 HBP: 0	WP: 0 PB: 0 SB: 0 CS: 0	PA: 35									
PITCHER Don Drysdale, R (1, 1) ERA: 2.52	IP: 6.0 WLS: L BF: 25 H: 8 R: 2 ER: 1 SO: 3 BB: 0 IBB: 0 HBP: 0 BLK: 0 WP: 0 HR: 0 S: 31 P: 31 ERA: 1.50 WHIP: 1.333															PITCHER													
Jack Billingham, R (7, 1) ERA: 1.09	1.0	5	0	0	0	0	0	1	0	0	0	4	8	0.00	0.000														
Jim Brewer, L (8, 1) ERA: 1.38	1.0	5	0	0	0	0	1	1	0	0	0	3	11	0.00	1.000														

AB 31
R 1
H 8
RBI 1
BB 0
SO 6
LOB 12

AB 31
R 2
H 8
RBI 1
BB 3
SO 3
LOB 22

livebaseballscorecards.com

livebaseballscorecards.com

Batter	1	2	3	4	5	6	7	8	9	AB	R	H	RBI	BB	SO	LOB	TOP			
Wes Parker, S (1,3) OBP: 0.302, SLG: 0.305										4	0	2	0	0	0	1	Los Angeles Dodgers @ Atlanta Braves Atlanta Stadium, Atlanta, GA Sat May 11 1968, 7:05 PM EDT Att: 13,910 - Unknown			
Zoilo Versalles, R (1,6) OBP: 0.242, SLG: 0.293										4	0	1	0	0	0	1				
Willie Davis, L (1,8) OBP: 0.231, SLG: 0.336										4	0	0	0	0	2	3				
Ron Fairly, L (1,9) OBP: 0.275, SLG: 0.250										4	0	1	0	0	0	2				
Tom Haller, L (1,2) OBP: 0.356, SLG: 0.354										3	0	0	0	1	1	4				
Rocky Colavito, R (1,7) OBP: 0.319, SLG: 0.400										4	1	1	0	0	1	1				
Bob Bailey, R (1,5) OBP: 0.270, SLG: 0.278										4	0	1	0	0	0	0				
Luis Alcaraz, R (1,4) OBP: 0.222, SLG: 0.240										3	0	0	0	0	1	2				
Claude Osteen, L (1,1) OBP: 0.077, SLG: 0.154										1	0	0	0	0	1	0				
Jim Fahey, L (5, PH) OBP: 0.231, SLG: 0.278										1	0	0	0	0	1	0				
Mudcat Grant, R (5, PH) OBP: 0.333, SLG: 0.333										0	0	0	0	0	0	0				
Len Gabrielson, L (7, PH) OBP: 0.154, SLG: 0.154										1	0	0	1	0	0	1				
Hank Aguirre, R (7,1)										0	0	0	0	0	0	0				
Inning Stats	R: 0 E: 0 K: 2 S: 9	H: 2 LOB: 2 BB: 0 P: 9	R: 0 E: 0 K: 1 S: 5	H: 0 LOB: 0 BB: 0 P: 5	R: 0 E: 0 K: 1 S: 5	H: 0 LOB: 0 BB: 0 P: 5	R: 0 E: 0 K: 0 S: 3	H: 0 LOB: 1 BB: 1 P: 7	R: 0 E: 0 K: 2 S: 7	H: 2 LOB: 2 BB: 0 P: 7	R: 0 E: 0 K: 1 S: 5	H: 2 LOB: 1 BB: 0 P: 5	R: 0 E: 0 K: 0 S: 3	H: 0 LOB: 0 BB: 0 P: 3	R: 0 E: 0 K: 0 S: 3	H: 0 LOB: 0 BB: 0 P: 3	1B: 4 2B: 2 3B: 0 HR: 0	SF: 0 SAC: 0 DP: 0 HBP: 0	WP: 0 PB: 0 SB: 1 CS: 0	PA: 34
PITCHER	IP WLS BF H R ER SO BB IBB HBP BLK WP HR S P ERA WHIP																			
Pat Jarvis, R (1,1) ERA: 1.97	9.0 W 34 6 1 1 7 1 0 0 0 0 0 0 47 51 1.00 0.778																			

Batter	1	2	3	4	5	6	7	8	9	AB	R	H	RBI	BB	SO	LOB	BOTTOM			
Felipe Alou, R (1,8) OBP: 0.374, SLG: 0.512										4	0	1	0	0	0	1	Los Angeles Dodgers @ Atlanta Braves Atlanta Stadium, Atlanta, GA Sat May 11 1968, 7:05 PM EDT Att: 13,910 - Unknown			
Felix Milten, R (1,4) OBP: 0.331, SLG: 0.330										4	1	3	0	0	0	1				
Hank Aaron, R (1,9) OBP: 0.375, SLG: 0.558										3	2	2	4	1	0	2				
Deron Johnson, R (1,3) OBP: 0.175, SLG: 0.172										4	0	0	0	0	2	4				
Tommye Aaron, R (1,7) OBP: 0.379, SLG: 0.396										4	0	0	0	0	1	2				
Mike Lum, L (9,7) OBP: 0.276, SLG: 0.379										0	0	0	0	0	0	0				
Clete Boyer, R (1,5) OBP: 0.256, SLG: 0.292										4	0	2	0	0	0	0				
Bob Tillman, R (1,2) OBP: 0.221, SLG: 0.319										4	1	1	1	0	2	2				
Sonny Jackson, L (1,6) OBP: 0.252, SLG: 0.258										4	0	2	0	0	1	0				
Pat Jarvis, R (1,1) OBP: 0.200, SLG: 0.158										4	1	1	0	0	2	3				
Inning Stats	R: 1 E: 0 K: 1 S: 6	H: 2 LOB: 0 BB: 0 P: 6	R: 0 E: 0 K: 2 S: 7	H: 0 LOB: 0 BB: 0 P: 7	R: 3 E: 0 K: 1 S: 8	H: 3 LOB: 0 BB: 0 P: 8	R: 1 E: 0 K: 0 S: 5	H: 2 LOB: 1 BB: 0 P: 5	R: 0 E: 0 K: 1 S: 7	H: 1 LOB: 2 BB: 0 P: 7	R: 0 E: 0 K: 0 S: 3	H: 1 LOB: 0 BB: 1 P: 3	R: 0 E: 0 K: 1 S: 6	H: 1 LOB: 2 BB: 1 P: 10	R: 0 E: 0 K: 2 S: 9	H: 2 LOB: 2 BB: 0 P: 9	1B: 9 2B: 0 3B: 0 HR: 3	SF: 0 SAC: 0 DP: 2 HBP: 0	WP: 0 PB: 0 SB: 0 CS: 0	PA: 36
PITCHER	IP WLS BF H R ER SO BB IBB HBP BLK WP HR S P ERA WHIP																			
Claude Osteen, L (1,1) ERA: 3.4	4.0 L 18 7 5 5 4 0 0 0 0 0 0 0 10 10 0.00 1.750																			
Mudcat Grant, R (5,1) ERA: 2.19	2.0 8 2 0 0 1 0 0 0 0 0 0 0 10 10 0.00 1.000																			
Hank Aguirre, L (7,1) ERA:	2.0 10 3 0 0 3 1 0 0 0 0 0 0 15 19 0.00 2.000																			

Batter	1	2	3	4	5	6	7	8	9	AB	R	H	RBI	BB	SO	LOB	TOP								
Felipe Alou, R OBP: 0.366, SLG: 0.496 (1, 8)	0-0 1-4-3		0-0 P6		0-0 6-3			0-0 5-3	4-0 SF9 BB BB	4	0	0	0	1	0	1	Atlanta Braves @ Philadelphia Phillies Connie Mack Stadium, Philadelphia, PA Mon May 13 1968, 7:05 PM EDT Att: 3,126 - Unknown								
Felix Milan, R OBP: 0.308, SLG: 0.306 (1, 4)	0-0 F5		0-0 F3		0-0 F9			0-0 F7	4-0 1-2 2-3 BB	4	0	0	0	0	0	0									
Tito Francona, L OBP: 0.456, SLG: 0.511 (9, PH)										0	0	0	1	1	0	0									
Mike Lum, L OBP: 0.267, SLG: 0.367 (9, PR)										0	0	0	0	0	0	0									
Woody Woodward, R (9, 4)										0	0	0	0	0	0	0									
Hank Aaron, R OBP: 0.381, SLG: 0.546 (1, 9)	0-3 K		0-3 K		0-0 F7			4-0 BB S BB	4-0 SF9	3	0	0	1	1	2	0									
Deron Johnson, R OBP: 0.188, SLG: 0.206 (1, 3)					0-0 6-3			4-0 6-3	4-0 BB BB	4	1	1	0	1	0	2									
Tommie Aaron, R OBP: 0.397, SLG: 0.446 (1, 7)					4-0 G5-4-3 BB			0-3 K	4-0 BB BB	2	1	1	2	2	1	0									
Clete Boyer, R OBP: 0.236, SLG: 0.270 (1, 5)	3-H K				0-0 G5-4-3			0-0 5-3	0-0 4-3	4	0	0	0	0	1	4									
Bob Tillman, R OBP: 0.209, SLG: 0.288 (1, 2)					0-0 F9			4-0 1B BB	0-0 P4	3	0	0	0	1	0	0									
Sonny Jackson, L OBP: 0.286, SLG: 0.277 (1, 6)					0-0 SH5-4 1B			0-0 1-2 1B	4-0 BB 1B BB	2	1	2	0	2	0	0									
Phil Niekro, R OBP: 0.133, SLG: 0.333 (1, 1)					0-0 SH5-4			0-3 K	0-0 BB BB BB	3	1	1	0	0	2	3									
Inning Stats	R: 0 E: 0 K: 1 S: 5	H: 0 LOB: 0 BB: 0 P: 5	R: 2 E: 0 K: 2 S: 9	H: 2 LOB: 1 BB: 1 P: 13	R: 0 E: 0 K: 1 S: 5	H: 0 LOB: 0 BB: 0 P: 5	R: 0 E: 0 K: 0 S: 2	H: 0 LOB: 0 BB: 1 P: 6	R: 0 E: 0 K: 0 S: 4	H: 1 LOB: 1 BB: 0 P: 4	R: 0 E: 0 K: 0 S: 3	H: 0 LOB: 0 BB: 0 P: 3	R: 0 E: 0 K: 2 S: 8	H: 1 LOB: 2 BB: 1 P: 12	R: 0 E: 0 K: 0 S: 3	H: 0 LOB: 3 BB: 3 P: 15	R: 2 E: 0 K: 0 S: 4	H: 1 LOB: 2 BB: 3 P: 16	1B: 3 2B: 0 3B: 1 HR: 1	SF: 1 SAC: 1 DP: 1 HBP: 0	WP: 0 PB: 0 SB: 1 CS: 0	PA: 40			
PITCHER	IP	WLS	BF	H	R	ER	SO	BB	IBB	HBP	BLK	WP	HR	S	P	ERA	WHIP								
Chris Short, L ERA: 2.2 (1, 1)	8.1	L	36	5	4	4	6	7	0	0	0	0	1	41	69	4.32	1.440								
Turk Farrell, R ERA: 0.5 (9, 1)	0.2		4	0	0	0	0	2	0	0	0	0	0	2	10	0.00	3.000								

AB	29
R	4
H	5
RBI	4
BB	9
SO	6
LOB	10



Batter	1	2	3	4	5	6	7	8	9	AB	R	H	RBI	BB	SO	LOB	BOTTOM								
Tony Taylor, R OBP: 0.328, SLG: 0.342 (1, 5)	0-0 6-3		0-0 G4-6-3		0-0 1B			0-0 4-3	4-0 2-3	4	0	1	0	0	0	2	Atlanta Braves @ Philadelphia Phillies Connie Mack Stadium, Philadelphia, PA Mon May 13 1968, 7:05 PM EDT Att: 3,126 - Unknown								
Cookie Rojas, R OBP: 0.290, SLG: 0.333 (1, 4)	0-0 6-3				0-0 F7			0-0 5-3	0-0 P6	4	0	0	0	0	0	2									
Johnny Callison, L OBP: 0.311, SLG: 0.393 (1, 9)	0-3 K				4-0 WP BB 1B BB			0-0 L1	0-0 F8	3	1	0	0	1	1	0									
Bill White, L OBP: 0.409, SLG: 0.456 (1, 3)					4-0 WP BB 1B BB			4-0 FC5-4 BB	4-0 G1-4-3 BB	1	1	0	0	3	0	0									
Dick Allen, R OBP: 0.333, SLG: 0.402 (1, 7)					0-3 K			0-0 FC5-4	0-0 G1-4-3	3	0	0	0	1	1	4									
John Briggs, L OBP: 0.354, SLG: 0.386 (1, 8)					0-0 1-2 1B			4-0 1-2 BB	0-3 K	3	0	2	2	1	1	0									
Mike Ryan, R OBP: 0.189, SLG: 0.212 (1, 2)	0-0 F7				0-0 4-3			0-3 K	0-0 1-3	4	0	0	0	0	1	4									
Roberto Pena, R OBP: 0.556, SLG: 0.333 (1, 6)					0-0 4-3			4-0 L8	0-0 G3	3	0	0	0	1	0	0									
Chris Short, R OBP: 0.118, SLG: 0.118 (1, 1)					0-1 CI			0-3 K	0-0 SH5-4	1	0	0	0	0	1	0									
Turk Farrell, R (9, 1)					0-0 G4-6-3			0-0 SH5-4		0	0	0	0	0	0	0									
Inning Stats	R: 0 E: 0 K: 1 S: 5	H: 0 LOB: 0 BB: 0 P: 5	R: 0 E: 0 K: 0 S: 3	H: 1 LOB: 1 BB: 1 P: 7	R: 0 E: 1 K: 0 S: 3	H: 0 LOB: 0 BB: 0 P: 3	R: 2 E: 0 K: 1 S: 6	H: 1 LOB: 1 BB: 2 P: 14	R: 0 E: 0 K: 1 S: 6	H: 1 LOB: 1 BB: 0 P: 6	R: 0 E: 0 K: 1 S: 5	H: 0 LOB: 2 BB: 2 P: 13	R: 0 E: 0 K: 0 S: 3	H: 0 LOB: 1 BB: 1 P: 7	R: 0 E: 0 K: 0 S: 2	H: 0 LOB: 0 BB: 1 P: 6	R: 0 E: 0 K: 1 S: 5	H: 0 LOB: 0 BB: 0 P: 5	1B: 3 2B: 0 3B: 0 HR: 0	SF: 0 SAC: 1 DP: 2 HBP: 0	WP: 1 PB: 0 SB: 1 CS: 1	PA: 35			
PITCHER	IP	WLS	BF	H	R	ER	SO	BB	IBB	HBP	BLK	WP	HR	S	P	ERA	WHIP								
Phil Niekro, R ERA: 3.83 (1, 1)	9.0	W	35	3	2	2	5	7	0	0	0	1	0	38	66	2.00	1.111								



Batter	1	2	3	4	5	6	7	8	9	AB	R	H	RBI	BB	SO	LOB	TOP										
Sonny Jackson, L (1, 6) OBP: 0.283, SLG: 0.274	0-3 K		0-0 1B		0-0 F8		0-3 K		0-0 4-3	5	0	1	0	0	2	1	Atlanta Braves @ Philadelphia Phillies Connie Mack Stadium, Philadelphia, PA Tue May 14 1968, 7:05 PM EDT Att: 4,531 - Unknown										
Mike Lum, L (1, 7) OBP: 0.324, SLG: 0.355	4-0 2B FC5-3 BB		0-0 4-3		4-0 HR BB		4-0 BB			1	1	0	0	3	0	1											
Hank Aaron, R (1, 9) OBP: 0.392, SLG: 0.582	0-0 1-3 2B		4-0 1B		0-0 HR		0-0 P5			3	1	2	2	1	0	1											
Tito Francona, L (1, 3) OBP: 0.450, SLG: 0.500 Tommie Aaron, R (8, PH) OBP: 0.391, SLG: 0.439	0-0 FC5-3 3H		0-0 F8		0-0 FC6-4 1B				0-0 1-3	3	0	1	0	0	0	4											
Felipe Alou, R (1, 8) OBP: 0.363, SLG: 0.489		0-0 4-3 1B		0-0 1-3		0-0 FC6-4 1-2			0-0 F3	4	1	1	0	0	0	3											
Clete Boyer, R (1, 5) OBP: 0.231, SLG: 0.262		0-0 4-3 1-2		0-0 1-3		0-0 5-3			0-0 L6	4	0	0	0	0	0	1											
Felix Millan, R (1, 4) OBP: 0.313, SLG: 0.306		0-0 FC3-6 2H 1B		0-0 5-3		0-0 6-3			4-0 SH1-4 BB	3	0	1	1	1	0	0											
Bob Tillman, R (1, 2) OBP: 0.202, SLG: 0.277		0-0 FC3-6 1-2		0-3 K		0-0 L7			0-0 SH1-4 1-2	3	0	0	0	0	1	1											
Ron Reed, R (1, 1) OBP: 0.250, SLG: 0.200	0-3 K				0-0 F9		0-0 6-3		0-3 K	4	0	0	0	0	2	2											
Inning Stats	R: 0 E: 0 K: 1 S: 5	H: 1 LOB: 1 BB: 1 P: 9	R: 1 E: 0 K: 1 S: 7	H: 2 LOB: 1 BB: 0 P: 7	R: 0 E: 0 K: 0 S: 4	H: 1 LOB: 2 BB: 1 P: 8	R: 0 E: 0 K: 1 S: 5	H: 0 LOB: 0 BB: 0 P: 5	R: 2 E: 0 K: 0 S: 5	H: 2 LOB: 1 BB: 1 P: 9	R: 0 E: 0 K: 0 S: 3	H: 0 LOB: 0 BB: 0 P: 3	R: 0 E: 0 K: 1 S: 5	H: 0 LOB: 1 BB: 1 P: 9	R: 0 E: 0 K: 0 S: 3	H: 0 LOB: 0 BB: 0 P: 3	R: 0 E: 0 K: 1 S: 5	H: 0 LOB: 1 BB: 1 P: 9	1B: 4 2B: 2 3B: 0 HR: 1	SF: 0 SAC: 1 DP: 1 HBP: 0	WP: 0 PB: 0 SB: 0 CS: 0	PA: 37					
PITCHER	IP	WLS	BF	H	R	ER	SO	BB	IBB	HBP	BLK	WP	HR	S	P	ERA	WHIP										
Larry Jackson, R (1, 1) ERA: 3.2	6.0	L	26	6	3	3	3	2	1	0	0	0	1	29	41	4.50	1.333										
Grant Jackson, L (7, 1) ERA: 2.09	2.0		7	0	0	0	1	1	0	0	0	0	0	8	12	0.00	0.500										
Gary Wagner, R (9, 1) ERA: 4.05	1.0		4	0	0	0	1	1	0	0	0	0	0	5	9	0.00	1.000										

Batter	1	2	3	4	5	6	7	8	9	AB	R	H	RBI	BB	SO	LOB	BOTTOM										
Tony Taylor, R (1, 5) OBP: 0.318, SLG: 0.331	0-0 6-3			0-0 F9		0-0 G3			0-0 5-3	4	0	0	0	0	0	0	Atlanta Braves @ Philadelphia Phillies Connie Mack Stadium, Philadelphia, PA Tue May 14 1968, 7:05 PM EDT Att: 4,531 - Unknown										
Cookie Rojas, R (1, 4) OBP: 0.281, SLG: 0.322	0-0 5-3			0-0 P6		0-3 K			0-0 F7	4	0	0	0	0	1	0											
Johnny Callison, L (1, 9) OBP: 0.309, SLG: 0.387	0-0 L8			0-3 K			0-0 F2		0-0 1B	4	0	1	0	0	1	0											
Bill White, L (1, 3) OBP: 0.404, SLG: 0.447		0-0 F7			0-0 1B 1B		0-0 F8		0-0 4-3	4	1	1	0	0	0	1											
Dick Allen, R (1, 7) OBP: 0.333, SLG: 0.400		0-0 F9			0-0 1B 1-3 1B		0-0 P3			3	0	1	0	0	0	0											
John Briggs, L (1, 8) OBP: 0.353, SLG: 0.383		0-0 F8			0-0 G5-4-3 1-3 3H 1B			0-3 K		3	0	1	1	0	1	0											
Roberto Pena, R (1, 6) OBP: 0.500, SLG: 0.333			0-0 6-3		0-0 G5-4-3 1-2			0-0 1B		3	0	1	0	0	0	2											
Mike Ryan, R (1, 2) OBP: 0.179, SLG: 0.200			0-3 K		0-0 4-3			0-3 K		3	0	0	0	0	2	2											
Larry Jackson, R (1, 1) OBP: 0.143, SLG: 0.143 Rick Joseph, R (6, PH) OBP: 0.365, SLG: 0.200 Grant Jackson, S (7, 1) Tony Gonzalez, L (8, PH) OBP: 0.274, SLG: 0.232 Gary Wagner, R (9, 1)			0-0 6-3		0-0 F9			0-0 P6		1	0	0	0	0	0	0											
Inning Stats	R: 0 E: 0 K: 0 S: 3	H: 0 LOB: 0 BB: 0 P: 3	R: 0 E: 0 K: 0 S: 3	H: 0 LOB: 0 BB: 0 P: 3	R: 0 E: 0 K: 1 S: 5	H: 0 LOB: 0 BB: 0 P: 5	R: 0 E: 0 K: 1 S: 5	H: 0 LOB: 0 BB: 0 P: 5	R: 1 E: 0 K: 0 S: 5	H: 3 LOB: 1 BB: 0 P: 5	R: 0 E: 0 K: 1 S: 5	H: 0 LOB: 0 BB: 0 P: 5	R: 0 E: 0 K: 0 S: 3	H: 0 LOB: 0 BB: 0 P: 3	R: 0 E: 0 K: 2 S: 8	H: 1 LOB: 1 BB: 0 P: 8	R: 0 E: 0 K: 0 S: 4	H: 1 LOB: 1 BB: 0 P: 4	1B: 5 2B: 0 3B: 0 HR: 0	SF: 0 SAC: 0 DP: 1 HBP: 0	WP: 0 PB: 0 SB: 0 CS: 0	PA: 31					
PITCHER	IP	WLS	BF	H	R	ER	SO	BB	IBB	HBP	BLK	WP	HR	S	P	ERA	WHIP										
Ron Reed, R (1, 1) ERA: 2.16	9.0	W	31	5	1	1	5	0	0	0	0	0	0	41	41	1.00	0.556										

Batter	1	2	3	4	5	6	7	8	9	10	11	12	13	14	15	16	AB	R	H	RBI	BB	SO	LOB	TOP					
Sonny Jackson, L OBP: 0.276, SLG: 0.268 (1.6)	5-3				4-3			6-3		F7			1-4			K	7	0	1	0	0	1	2						
Mike Lum, L OBP: 0.268, SLG: 0.289 (1.7)	4-3		K			4-3		4-3		3-1			P5			L4	7	0	0	0	0	1	3						
Hank Aaron, R OBP: 0.387, SLG: 0.559 (1.9)				4-3		5-3		1-3					L7				5	1	0	0	2	0	0						
Tito Francona, L OBP: 0.463, SLG: 0.500 (8. PR)	P5					K							6-3				4	0	2	0	0	1	1						
Deron Johnson, R OBP: 0.194, SLG: 0.212 (9.3)													5-3				0	0	0	0	0	0	0						
Felipe Alou, R OBP: 0.366, SLG: 0.507 (1.8)		P4		E8									K				7	1	3	1	0	1	1						
Clete Boyer, R OBP: 0.234, SLG: 0.271 (1.5)		F9				5-3		5-3					4-3			F2	7	0	2	0	0	1	4						
Felix Millan, R OBP: 0.300, SLG: 0.295 (1.4)		5-3						SF7					P6			F8	5	0	0	1	0	0	5						
Bob Tillman, R OBP: 0.215, SLG: 0.279 (10. PR)			P6										4-3			K	3	0	1	0	0	0	0						
Marty Martinez, S OBP: 0.130, SLG: 0.130 (10.2)					L7											K	2	0	0	0	0	1	1						
Pat Jarvis, R OBP: 0.174, SLG: 0.136 (12. PH)				5-3				K		SH2-4			K			K	3	0	0	0	0	2	1						
Sandy Valdespino, L OBP: 0.164, SLG: 0.129 (12. PH)																K	1	0	0	0	0	1	1						
Jim Britton, R OBP: 0.400, SLG: 0.400 (12.1)													K			K	1	0	0	0	0	1	0						
Inning Stats	R: 0 E: 0 K: 0 S: 3	H: 0 LOB: 1 BB: 1 P: 7	R: 0 E: 0 K: 0 S: 3	H: 0 LOB: 0 BB: 0 P: 3	R: 0 E: 0 K: 1 S: 6	H: 1 LOB: 1 BB: 0 P: 6	R: 0 E: 1 K: 0 S: 5	H: 2 LOB: 2 BB: 0 P: 5	R: 0 E: 0 K: 1 S: 5	H: 0 LOB: 0 BB: 0 P: 5	R: 0 E: 0 K: 0 S: 3	H: 0 LOB: 0 BB: 0 P: 3	R: 0 E: 0 K: 0 S: 4	H: 2 LOB: 2 BB: 0 P: 4	R: 0 E: 0 K: 1 S: 5	H: 0 LOB: 0 BB: 0 P: 5	R: 0 E: 0 K: 0 S: 3	H: 0 LOB: 0 BB: 0 P: 3	R: 0 E: 0 K: 2 S: 7	H: 0 LOB: 0 BB: 0 P: 7	R: 0 E: 0 K: 2 S: 9	H: 0 LOB: 0 BB: 0 P: 7	R: 0 E: 0 K: 2 S: 9	H: 2 LOB: 1 BB: 1 P: 13	1B: 7 2B: 2 3B: 1 HR: 0	SF: 1 SAC: 1 DP: 1 HBP: 1	WP: 0 PB: 0 SB: 0 CS: 0	PA: 60	
PITCHER	IP: 9.0 WLS: 34 BF: 7 ERA: 1.88	H: 7 R: 1 ER: 1 SO: 4	H: 1 R: 0 ER: 0 SO: 1	H: 0 R: 0 ER: 0 SO: 1	H: 1 R: 0 ER: 0 SO: 6	H: 0 R: 0 ER: 0 SO: 0	H: 0 R: 0 ER: 0 SO: 5	H: 2 R: 0 ER: 0 SO: 4	H: 0 R: 0 ER: 0 SO: 3	H: 2 R: 0 ER: 0 SO: 4	H: 0 R: 0 ER: 0 SO: 3	H: 0 R: 0 ER: 0 SO: 6	H: 1 R: 0 ER: 0 SO: 6	H: 0 R: 0 ER: 0 SO: 3	H: 0 R: 0 ER: 0 SO: 7	H: 0 R: 0 ER: 0 SO: 13	H: 2 R: 2 ER: 0 SO: 9	H: 0 R: 0 ER: 0 SO: 9	H: 2 R: 0 ER: 0 SO: 13	H: 0 R: 0 ER: 0 SO: 7	H: 0 R: 0 ER: 0 SO: 13	H: 0 R: 0 ER: 0 SO: 7	H: 0 R: 0 ER: 0 SO: 13	1B: 7 2B: 2 3B: 1 HR: 0	SF: 1 SAC: 1 DP: 1 HBP: 1	WP: 0 PB: 0 SB: 0 CS: 0	PA: 60		
DON CARDELLI, R ERA: 1.88	9.0 7 0 0 0 1	34 1 0 0 0 1	7 0 0 0 0 1	1 0 0 0 0 0	4 0 0 0 0 0	0 0 0 0 0 0	0 0 0 0 0 0	8 0 0 0 0 0	9 0 0 0 0 0	0.00 0.0000	0.0000	0.3333	1.59	3.12	9.00	1.500													
Cal Koonce, R ERA: 1.88	2.0 3.0 2.0	7 10 9	0 0 2	0 0 2	0 1 2	0 1 2	0 4 4	1 1 2	0 1 2	0 1 2	0 1 2	0 1 2	0 1 2	0 1 2	0 1 2	0 1 2	0 1 2	0 1 2	0 1 2	0 1 2	0 1 2	0 1 2	0 1 2	0 1 2	0 1 2	0 1 2	0 1 2	0 1 2	0 1 2
Ron Taylor, R ERA: 1.59	3.0 2.0	10 9	0 2	0 2	0 2	0 4	1 4	0 4	0 4	0 4	0 4	0 4	0 4	0 4	0 4	0 4	0 4	0 4	0 4	0 4	0 4	0 4	0 4	0 4	0 4				
Danny Frisella, R ERA: 3.12	2.0 3.0	L W	9 17	2 0	2 0	2 0	4 4	1 2	0 1	0 1	0 1	0 1	0 1	0 1	0 1	0 1	0 1	0 1	0 1	0 1	0 1	0 1	0 1	0 1	0 1				

Atlanta Braves @ New York Mets
Shea Stadium, Flushing, NY
Fri May 17 1968, 7:05 PM EDT
Att. 28,169 - Unknown

AB 55
R 10
H 3
RBI 3
BB 2
SO 10
LOB 19



Batter	1	2	3	4	5	6	7	8	9	10	11	12	13	14	15	16	AB	R	H	RBI	BB	SO	LOB	BOTTOM	
Bud Harrelson, S OBP: 0.222, SLG: 0.231 (1.6)	F5			6-3		FC		6-3			F3					P4	6	0	0	0	1	0	2		
Al Weis, S OBP: 0.200, SLG: 0.133 (1.4)	1-3			P6						P4			F7			SH1-4	4	0	0	0	1	0	1		
Art Shamsky, L OBP: 0.295, SLG: 0.415 (1.7)	F9									F7			G3				5	1	1	1	1	0	3		
Ron Swoboda, R OBP: 0.345, SLG: 0.488 (1.9)		K		F9				K		F8			K			F7	6	0	0	0	0	3	2		
Jerry Grote, R OBP: 0.416, SLG: 0.429 (1.2)		4-3								K			6-3			F8	6	0	1	0	0	1	0		
Greg Goossen, R OBP: 0.353, SLG: 0.378 (1.3)		K		5-3				K		4-3			6-3			F8	6	0	0	0	0	2	1		
Jerry Buchek, R OBP: 0.316, SLG: 0.273 (1.5)						F9		L9		5-3			K			K	6	0	1	0	0	2	1		
Tommie Agee, R OBP: 0.159, SLG: 0.167 (10.8)				G5-4-3				F8			6-3					F9	3	0	1	0	0	0	1		
Cleon Jones, R OBP: 0.239, SLG: 0.330 (10.8)								F9					CS			F9	2	0	0	0	1	0	0		
Don Cardwell, R ERA: 1.79	11.0 5.0	38 W	4 17	4 0	1 0	1 0	5 4	2 2	1 0	0 0	0 22	0 34	0.82 0.545	0.400	0.400	0.400	0.400	0.400	0.400	0.400	0.400	0.400	0.400	0.400	0.400
Pat Jarvis, R ERA: 1.79	11.0 5.0	38 W	4 17	4 0	1 0	1 0	5 4	2 2	1 0	0 0	0 22	0 34	0.82 0.545	0.400	0.400	0.400	0.400	0.400	0.400	0.400	0.400	0.400	0.400	0.400	0.400
Jim Britton, R ERA: 1.79	11.0 5.0	38 W	4 17	4 0	1 0	1 0	5 4	2 2	1 0	0 0	0 22	0 34	0.82 0.545	0.400	0.400	0.400	0.400	0.400	0.400	0.400	0.400	0.400	0.400	0.400	0.400

Atlanta Braves @ New York Mets
Shea Stadium, Flushing, NY
Fri May 17 1968, 7:05 PM EDT
Att. 28,169 - Unknown

AB 48
R 4
H 1
RBI 1
BB 5
SO 9
LOB 11



Batter	1	2	3	4	5	6	7	8	9	AB	R	H	RBI	BB	SO	LOB	TOP				
Felix Millan, R (1, 4) OBP: 0.306, SLG: 0.301	F7		1B		1-3		1B			4	0	2	2	0	0	1	Atlanta Braves @ New York Mets Shea Stadium, Flushing, NY Sat May 18 1968, 3:33 AM EDT Att: 12,323 - Unknown				
Sonny Jackson, L (1, 6) OBP: 0.269, SLG: 0.260	K		K			P6	F9			4	0	0	0	0	2	2					
Hank Aaron, R (1, 9) OBP: 0.390, SLG: 0.562										3	0	1	0	1	1	1					
Mike Lum, L (8, 9) OBP: 0.268, SLG: 0.289			K							0	0	0	0	0	0	0					
Tito Francona, L (1, 7) OBP: 0.441, SLG: 0.474	4-3				L7	K				3	0	0	0	1	1	2					
Felipe Alou, R (1, 8) OBP: 0.363, SLG: 0.500		5-3			G6-4-3 1B	P6				4	0	1	0	0	0	2					
Tommie Aaron, R (1, 3) OBP: 0.397, SLG: 0.424					G6-4-3 1-2					2	1	0	0	2	0	2					
Clete Boyer, R (1, 5) OBP: 0.241, SLG: 0.292					BB					4	0	2	0	0	1	2					
Bob Tillman, R (1, 2) OBP: 0.216, SLG: 0.278					5-3					4	1	1	0	0	0	3					
Ken Johnson, R (1, 1) OBP: 0.125, SLG: 0.125										2	0	0	0	0	2	1					
Tony Cloninger, R (6, 1) OBP: 0.349, SLG: 0.324			K							0	0	0	0	0	0	0					
Sandy Valdespino, L (7, PH) OBP: 0.349, SLG: 0.324										1	0	0	0	0	0	2					
Cecil Upshaw, R (7, 1) OBP: 0.192, SLG: 0.209										0	0	0	0	0	0	0					
Deron Johnson, R (8, PH) OBP: 0.192, SLG: 0.209										1	0	0	0	0	0	0					
Inning Stats	R: 0 E: 0 K: 1 S: 5	H: 0 LOB: 1 BB: 1 P: 9	R: 0 E: 0 K: 0 S: 3	H: 0 LOB: 1 BB: 1 P: 7	R: 0 E: 0 K: 3 S: 10	H: 1 LOB: 1 BB: 0 P: 10	R: 0 E: 0 K: 0 S: 3	H: 1 LOB: 0 BB: 0 P: 3	R: 0 E: 0 K: 1 S: 6	H: 1 LOB: 1 BB: 0 P: 6	R: 0 E: 0 K: 1 S: 6	H: 1 LOB: 1 BB: 0 P: 6	R: 2 E: 0 K: 1 S: 7	H: 2 LOB: 1 BB: 1 P: 11	R: 0 E: 0 K: 0 S: 3	H: 0 LOB: 1 BB: 1 P: 7	R: 0 E: 0 K: 0 S: 3	H: 1 LOB: 0 BB: 0 P: 3	1B: 5 2B: 1 3B: 1 HR: 0	SF: 0 SAC: 0 DP: 2 HBP: 0	WP: 0 PA: 36 CS: 0
PITCHER Dick Selma, R (1, 1) ERA: 1.13	IP: 9.0 WLS: W BF: 36 H: 7 R: 2 ER: 2 SO: 7 BB: 4 IBB: 0 HBP: 0 BLK: 0 WP: 0 HR: 0 S: 46 P: 62 ERA: 2.00 WHIP: 1.222															PITCHER					

Batter	1	2	3	4	5	6	7	8	9	AB	R	H	RBI	BB	SO	LOB	BOTTOM		
Bud Harrelson, S (1, 6) OBP: 0.223, SLG: 0.231	1-3		F8		F9		2B 1B			4	1	1	0	0	0	0	Atlanta Braves @ New York Mets Shea Stadium, Flushing, NY Sat May 18 1968, 3:33 AM EDT Att: 12,323 - Unknown		
Cleon Jones, R (1, 8) OBP: 0.280, SLG: 0.391	1B FC6-4		F8			HR	2B			4	2	3	2	0	0	0			
Art Shamsky, L (1, 7) OBP: 0.315, SLG: 0.465	1B FC6-4				F9 1B	2B	SF9 3B			4	2	3	0	0	0	1			
Ron Swoboda, R (1, 9) OBP: 0.343, SLG: 0.476	1B FC6-4				F9	BB				3	0	0	1	1	1	2			
J.C. Martin, L (1, 2) OBP: 0.308, SLG: 0.200	K				WP 1B	SF9				3	0	1	2	0	1	1			
Greg Goossen, R (1, 3) OBP: 0.345, SLG: 0.367		5-3			F7	K				4	0	1	0	0	1	2			
Jerry Buchek, R (1, 5) OBP: 0.294, SLG: 0.250		6-3			L5		P4			4	0	0	0	0	1	3			
Al Weis, S (1, 4) OBP: 0.208, SLG: 0.146		4-3				CS 1B				3	0	1	0	0	1	0			
Dick Selma, R (1, 1) OBP: 0.308, SLG: 0.385			K		F2		1-3			3	0	0	0	0	1	1			
Inning Stats	R: 1 E: 0 K: 1 S: 7	H: 2 LOB: 1 BB: 0 P: 7	R: 0 E: 0 K: 0 S: 3	H: 0 LOB: 0 BB: 0 P: 3	R: 0 E: 0 K: 1 S: 5	H: 0 LOB: 0 BB: 0 P: 5	R: 1 E: 0 K: 0 S: 5	H: 2 LOB: 1 BB: 0 P: 5	R: 0 E: 0 K: 0 S: 3	H: 1 LOB: 0 BB: 0 P: 3	R: 2 E: 0 K: 1 S: 7	H: 2 LOB: 1 BB: 1 P: 11	R: 1 E: 0 K: 1 S: 7	H: 2 LOB: 1 BB: 0 P: 7	R: 0 E: 0 K: 2 S: 8	H: 1 LOB: 1 BB: 0 P: 8		1B: 6 2B: 2 3B: 1 HR: 1	SF: 1 SAC: 0 DP: 0 HBP: 0
PITCHER Ken Johnson, R (1, 1) ERA: 2.5	IP: 5.0 WLS: L BF: 21 H: 7 R: 4 ER: 4 SO: 2 BB: 0 IBB: 0 HBP: 0 BLK: 0 WP: 1 HR: 1 S: 25 P: 25 ERA: 7.20 WHIP: 1.400															PITCHER			
Tony Cloninger, R (6, 1) ERA: 3.5	1.0 4 0 0 0 1 1 0 0 0 0 0 0 5 9 0.00 1.000																		
Cecil Upshaw, R (7, 1) ERA: 3.38	2.0 9 3 1 1 3 0 0 0 0 0 0 0 15 15 4.50 1.500																		



Batter	1	2	3	4	5	6	7	8	9	AB	R	H	RBI	BB	SO	LOB	TOP					
Sandy Valdespino, L (1, 7) Mike Lum, L (8, 7) OBP: 0.345, SLG: 0.312 OBP: 0.262, SLG: 0.282	4-3		6-3						1-3	3	0	0	0	1	1	1						
Sonny Jackson, L (1, 6) OBP: 0.273, SLG: 0.255	K								4-3	3	1	0	0	2	2	3						
Hank Aaron, R (1, 9) OBP: 0.384, SLG: 0.548	K									5	0	1	0	0	1	2						
Tito Francona, L (1, 3) Deron Johnson, R (8, 3) OBP: 0.444, SLG: 0.458 OBP: 0.189, SLG: 0.206										2	1	0	0	2	2	1						
Felipe Alou, R (1, 8) OBP: 0.366, SLG: 0.520										4	1	2	2	0	0	2						
Clete Boyer, R (1, 5) OBP: 0.248, SLG: 0.300										3	0	1	0	1	1	2						
Felix Millan, R (1, 4) OBP: 0.304, SLG: 0.299										4	0	1	1	0	0	2						
Marty Martinez, S (1, 2) OBP: 0.222, SLG: 0.192										3	0	2	0	1	0	0						
Ron Reed, R (1, 1) OBP: 0.222, SLG: 0.176										2	0	0	0	0	1	3						
Inning Stats	R: 0 E: 0 K: 2 S: 7	H: 0 LOB: 0 BB: 7	R: 0 E: 0 K: 0 S: 3	H: 1 LOB: 1 BB: 1 P: 7	R: 0 E: 0 K: 1 S: 5	H: 0 LOB: 0 BB: 1 P: 5	R: 0 E: 0 K: 1 S: 5	H: 0 LOB: 1 BB: 1 P: 9	R: 0 E: 0 K: 1 S: 6	H: 1 LOB: 3 BB: 2 P: 14	R: 1 E: 0 K: 1 S: 6	H: 1 LOB: 0 BB: 0 P: 6	R: 0 E: 0 K: 1 S: 6	H: 1 LOB: 1 BB: 0 P: 6	R: 2 E: 0 K: 1 S: 7	H: 2 LOB: 3 BB: 3 P: 19	R: 0 E: 0 K: 0 S: 4	H: 1 LOB: 1 BB: 0 P: 4	1B: 5 2B: 1 3B: 0 HR: 1	SF: 0 SAC: 2 DP: 1 HBP: 0	WP: 0 PB: 0 SB: 3 CS: 0	PA: 40
PITCHER	IP WLS BF H R ER SO BB IBB HBP BLK WP HR S P ERA WHIP																					
Nolan Ryan, R (1, 1) ERA: 1.57	7.1 L 32 5 3 3 7 6 0 0 0 0 0 1 40 64 3.68 1.500																					
Ron Taylor, R (8, 1) ERA: 1.38	1.2 8 2 0 0 1 0 1 0 0 0 0 0 9 13 0.00 1.200																					

Atlanta Braves @ New York Mets
Shea Stadium, Flushing, NY
Sun May 19 1968, 3:33 AM EDT
Unknown

AB 31
R 3
H 7
RBI 3
BB 7
SO 8
LOB 17





Batter	1	2	3	4	5	6	7	8	9	AB	R	H	RBI	BB	SO	LOB	BOTTOM			
Bud Harrelson, S (1, 6) OBP: 0.216, SLG: 0.223	K		5-3	G3					5-3	4	0	0	0	0	1	1				
Cleon Jones, R (1, 8) OBP: 0.280, SLG: 0.379	K								1-3	3	1	0	0	1	1	1				
Art Shamsky, L (1, 7) Don Bosch, S (8, 7) OBP: 0.323, SLG: 0.461	4-3									3	1	1	0	1	0	0				
Ron Swoboda, R (1, 9) OBP: 0.340, SLG: 0.465										3	0	0	0	0	0	1				
J.C. Martin, L (1, 2) OBP: 0.353, SLG: 0.231										3	0	1	2	1	0	1				
Ed Kranepool, L (1, 3) OBP: 0.243, SLG: 0.239										3	0	0	0	1	0	1				
Jerry Buchek, R (1, 5) OBP: 0.273, SLG: 0.231										4	0	0	0	0	2	5				
Al Weis, S (1, 4) Greg Goossen, R (9, PH) OBP: 0.196, SLG: 0.137 OBP: 0.339, SLG: 0.360										3	0	0	0	0	0	2				
Nolan Ryan, R (1, 1) Ron Taylor, R (8, 1) OBP: 0.105, SLG: 0.056										2	0	0	0	1	1	0				
Inning Stats	R: 0 E: 0 K: 2 S: 7	H: 0 LOB: 0 BB: 0 P: 7	R: 0 E: 1 K: 0 S: 4	H: 0 LOB: 2 BB: 1 P: 8	R: 2 E: 0 K: 2 S: 9	H: 2 LOB: 2 BB: 2 P: 18	R: 0 E: 0 K: 0 S: 3	H: 0 LOB: 0 BB: 1 P: 7	R: 0 E: 0 K: 1 S: 5	H: 0 LOB: 0 BB: 0 P: 5	R: 0 E: 0 K: 1 S: 3	H: 0 LOB: 0 BB: 0 P: 3	R: 0 E: 0 K: 0 S: 2	H: 0 LOB: 1 BB: 1 P: 6	R: 0 E: 0 K: 0 S: 3	H: 0 LOB: 0 BB: 0 P: 3	1B: 2 2B: 1 3B: 0 HR: 0	SF: 0 SAC: 0 DP: 1 HBP: 1	WP: 0 PB: 0 SB: 0 CS: 0	PA: 35
PITCHER	IP WLS BF H R ER SO BB IBB HBP BLK WP HR S P ERA WHIP																			
Ron Reed, R (1, 1) ERA: 2.13	9.0 W 35 2 2 2 5 4 1 1 0 0 0 0 39 60 2.00 0.667																			

Atlanta Braves @ New York Mets
Shea Stadium, Flushing, NY
Sun May 19 1968, 3:33 AM EDT
Unknown

AB 29
R 2
H 2
RBI 2
BB 5
SO 5
LOB 12



Batter	1	2	3	4	5	6	7	8	9	AB	R	H	RBI	BB	SO	LOB	TOP		
Felix Millan, R (1.4) OBP: 0.296, SLG: 0.291	0-0 F7			0-0 F2		0-0 6-3		0-3 K		4	0	0	0	0	1	1	<p>Atlanta Braves @ New York Mets Shea Stadium, Flushing, NY Sun May 19 1968, 3:38 AM EDT Att: 40,606 - Unknown</p> <p>livebaseballscores.com</p> <p>AB 33 R 2 H 6 RBI 2 BB 1 SO 6 LOB 8</p> 		
Felipe Alou, R (1.8) OBP: 0.370, SLG: 0.516	0-0 6-3			0-0 1B			0-0 6-3	4-0 BB		3	0	1	0	1	0	0			
Hank Aaron, R (1.9) OBP: 0.374, SLG: 0.532	0-0 5-3			0-0 F9			0-0 4-3	0-0 P3		4	0	0	0	0	0	3			
Deron Johnson, R (1.3)		0-0 F8		0-0 F9			0-0 1B		0-3 K	4	0	1	0	0	1	1			
Joe Torre, R (1.2) OBP: 0.200, SLG: 0.158		0-3 K			0-0 6-3		0-3 K		0-3 K	4	0	0	0	0	3	1			
Clete Boyer, R (1.5) OBP: 0.255, SLG: 0.313		0-0 F9			0-0 4-3			0-0 3B 2B	0-0 1B	4	1	2	0	0	0	0			
Tommie Aaron, R (1.7) OBP: 0.394, SLG: 0.452			0-0 5-3		0-0 5-3			0-0 2B 1B	0-0 F9	3	1	1	1	0	0	0			
Mike Lum, L (8.7) OBP: 0.256, SLG: 0.275								0-0 2B 1B		1	0	0	0	0	0	1			
Woody Woodward, R (1.6) OBP: 0.125, SLG: 0.125			0-0 6-3			0-0 5-3		0-0 S 1B		3	0	1	1	0	0	0			
Dick Kelley, R (1.1) OBP: 0.250, SLG: 0.077			0-0 1-3			0-0 3-1		0-3 K		3	0	0	0	0	1	1			
Inning Stats	R: 0 E: 0 K: 0 S: 3	H: 0 LOB: 0 BB: 0 P: 3	R: 0 E: 0 K: 1 S: 5	H: 0 LOB: 0 BB: 0 P: 5	R: 0 E: 0 K: 0 S: 3	H: 0 LOB: 0 BB: 0 P: 3	R: 0 E: 0 K: 0 S: 4	H: 1 LOB: 1 BB: 0 P: 4	R: 0 E: 0 K: 0 S: 3	H: 0 LOB: 0 BB: 0 P: 3	R: 0 E: 0 K: 1 S: 6	H: 1 LOB: 1 BB: 0 P: 6	R: 2 E: 0 K: 2 S: 10	H: 3 LOB: 2 BB: 1 P: 14	R: 0 E: 0 K: 2 S: 8	H: 1 LOB: 1 BB: 0 P: 8	1B: 4 2B: 1 3B: 1 HR: 0	SF: 0 SAC: 0 DP: 0 HBP: 0	WP: 0 PA: 34 CS: 1
PITCHER	IP WLS BF H R ER SO BB IBB HBP BLK WP HR S P ERA WHIP																		
Al Jackson, L (1.1) ERA: 2.16	7.0 L 26 5 2 2 2 0 0 0 0 0 0 30 30 2.57 0.714																		
Cal Koonce, R (8.1) ERA:	2.0 8 1 0 0 4 1 0 0 0 0 0 0 15 19 0.00 1.000																		

Batter	1	2	3	4	5	6	7	8	9	AB	R	H	RBI	BB	SO	LOB	BOTTOM		
Al Weis, S (1.6) OBP: 0.183, SLG: 0.127	0-3 K		0-0 F9		0-0 5-3		0-3 K			4	0	0	0	0	2	1	<p>Atlanta Braves @ New York Mets Shea Stadium, Flushing, NY Sun May 19 1968, 3:38 AM EDT Att: 40,606 - Unknown</p> <p>livebaseballscores.com</p> <p>AB 34 R 0 H 8 RBI 0 BB 1 SO 7 LOB 16</p> 		
Cleon Jones, R (1.8) OBP: 0.280, SLG: 0.384	0-3 K		0-0 4-3 2B		0-0 5-3		0-3 K			4	0	1	0	0	2	1			
Art Shamsky, L (1.7) OBP: 0.320, SLG: 0.452			0-0 4-3		0-0 1-3		0-0 3-1			4	0	1	0	0	0	2			
Ron Swoboda, R (1.9) OBP: 0.338, SLG: 0.466	0-0 P6		0-0 5-3			0-3 K		0-0 2B		4	0	1	0	0	1	2			
Jerry Grote, R (1.2) OBP: 0.397, SLG: 0.413		0-0 L3		0-0 6-3		0-0 E6 1B		0-0 6-3		4	0	0	0	0	0	1			
Greg Goossen, R (1.3) OBP: 0.387, SLG: 0.377		4-0 1B BB		0-0 P4		0-0 G5-4-3 1B		0-0 G3-6 1B		3	0	2	0	1	0	0			
Don Bosch, S (9, FR)						1-2 G5-4-3 1B				0	0	0	0	0	0	0			
Ed Charles, R (1.5) OBP: 0.276, SLG: 0.367		0-0 1-2 1B		0-0 1B		0-0 G5-4-3 1-2		0-0 F7		4	0	2	0	0	0	3			
Phil Linz, R (1.4)		0-0 F8		0-0 P4			0-0 6-3		0-0 G3-6-1	4	0	0	0	0	0	4			
Al Jackson, L (1.1) OBP: 0.429, SLG: 0.429		0-3 K			0-0 WP 5-3 1B		0-3 K			3	0	1	0	0	2	2			
Cal Koonce, R (8.1) ERA:										0	0	0	0	0	0	0			
Inning Stats	R: 0 E: 0 K: 2 S: 8	H: 1 LOB: 1 BB: 0 P: 8	R: 0 E: 0 K: 1 S: 6	H: 1 LOB: 2 BB: 1 P: 10	R: 0 E: 0 K: 0 S: 4	H: 1 LOB: 1 BB: 0 P: 4	R: 0 E: 0 K: 0 S: 4	H: 1 LOB: 1 BB: 0 P: 4	R: 0 E: 0 K: 1 S: 6	H: 1 LOB: 1 BB: 0 P: 6	R: 0 E: 0 K: 2 S: 7	H: 0 LOB: 0 BB: 0 P: 7	R: 0 E: 0 K: 1 S: 6	H: 1 LOB: 1 BB: 0 P: 6	R: 0 E: 0 K: 0 S: 3	H: 1 LOB: 1 BB: 0 P: 3	1B: 6 2B: 2 3B: 0 HR: 0	SF: 0 SAC: 0 DP: 2 HBP: 0	WP: 1 PA: 35 CS: 0
PITCHER	IP WLS BF H R ER SO BB IBB HBP BLK WP HR S P ERA WHIP																		
Dick Kelley, L (1.1) ERA: 2.05	9.0 W 35 8 0 0 7 1 0 0 0 1 0 48 52 0.00 1.000																		

Batter	1	2	3	4	5	6	7	8	9	AB	R	H	RBI	BB	SO	LOB	TOP								
Ron Hunt, R OBP: 0.327, SLG: 0.230 Jack Hiatt, R OBP: 0.341, SLG: 0.359 Nate Oliver, R OBP: 0.206, SLG: 0.235	F9		1B		K		F8		1B	4	1	1	0	0	1	1	San Francisco Giants @ Atlanta Braves Atlanta Stadium, Atlanta, GA Mon May 20 1968, 7:05 PM EDT Att: 27,160 - Unknown								
Frank Johnson, R OBP: 0.343, SLG: 0.340	K		1B		1-6-3			F3	1B	5	0	2	1	0	1	0									
Ty Cline, L OBP: 0.182, SLG: 0.122	L8		1B				G5-4-3	L9	L1	5	0	2	1	0	0	2									
Willie Mays, R OBP: 0.350, SLG: 0.523		6-3	F9				G5-4-3	F8		4	0	0	0	0	0	3									
Jim Ray Hart, R OBP: 0.372, SLG: 0.571		1-3			K				2B	3	2	2	1	1	1	0									
Dick Dietz, R OBP: 0.343, SLG: 0.406	1-3						6-3		1B	4	1	2	0	0	0	1									
Jesus Alou, R OBP: 0.299, SLG: 0.291	F2				F5			F9-3	FC1-6	4	0	2	2	0	0	2									
Hal Lanier, R OBP: 0.234, SLG: 0.272			5-3		5-3			F9-3	FC1-6	4	1	0	0	0	0	3									
Juan Marichal, R OBP: 0.121, SLG: 0.121 Jim Davenport, R OBP: 0.298, SLG: 0.267 Frank Linzy, R			5-3						F8	3	0	1	0	0	1	0									
					K				WP	1	0	0	0	0	0	0									
Inning Stats	R: 0 E: 0 K: 1 S: 5	H: 0 LOB: 0 BB: 0 P: 5	R: 0 E: 0 K: 0 S: 3	H: 0 LOB: 1 BB: 1 P: 7	R: 1 E: 0 K: 0 S: 6	H: 3 LOB: 2 BB: 0 P: 6	R: 0 E: 0 K: 1 S: 6	H: 1 LOB: 1 BB: 0 P: 6	R: 0 E: 0 K: 2 S: 7	H: 0 LOB: 0 BB: 0 P: 7	R: 0 E: 0 K: 0 S: 4	H: 2 LOB: 0 BB: 0 P: 4	R: 0 E: 0 K: 0 S: 4	H: 2 LOB: 1 BB: 0 P: 4	R: 0 E: 0 K: 0 S: 3	H: 0 LOB: 0 BB: 0 P: 3	R: 3 E: 0 K: 0 S: 8	H: 5 LOB: 2 BB: 0 P: 8	1B: 10 2B: 2 3B: 1 HR: 1	SF: 0 SAC: 0 DP: 2 HBP: 0	WP: 1 PB: 0 SB: 0 CS: 0	PA: 39			
PITCHER	IP	WLS	BF	H	R	ER	SO	BB	IBB	HBP	BLK	WP	HR	S	P	ERA	WHIP								
Phil Niekro, R ERA: 3.92	8.0		33	10	4	4	4	1	0	0	0	1	1	40	44	4.50	1.375								
Claude Raymond, R ERA: 1.1	1.0	W	6	3	1	1	0	0	0	0	0	0	0	6	6	9.00	3.000								

Batter	1	2	3	4	5	6	7	8	9	AB	R	H	RBI	BB	SO	LOB	BOTTOM								
Felipe Alou, R OBP: 0.371, SLG: 0.513	CS	F6			F6		L6-3		1B	5	0	2	1	0	0	1	San Francisco Giants @ Atlanta Braves Atlanta Stadium, Atlanta, GA Mon May 20 1968, 7:05 PM EDT Att: 27,160 - Unknown								
Sonny Jackson, L OBP: 0.287, SLG: 0.248	K	F9			L4-3		L3-1		1B	4	0	0	0	0	1	2									
Hank Aaron, R OBP: 0.371, SLG: 0.521	BLK				L6-3		K2-3		L6-3	3	0	0	0	1	1	0									
Tito Francona, L OBP: 0.427, SLG: 0.435 Mike Lum, L OBP: 0.250, SLG: 0.268	K				F7		K		K	3	0	0	0	0	2	1									
Joe Torre, R OBP: 0.250, SLG: 0.348 Deron Johnson, R OBP: 0.192, SLG: 0.208		1B			K				F8	4	2	2	1	0	1	0									
Clete Boyer, R OBP: 0.283, SLG: 0.315 Woody Woodward, R OBP: 0.111, SLG: 0.111		1B			F8		HR		1B	2	1	1	0	0	0	0									
Bob Tillman, R OBP: 0.238, SLG: 0.309 Marty Martinez, S OBP: 0.222, SLG: 0.192		E7			F8				1B	4	1	3	1	0	0	0									
Felix Millan, R OBP: 0.308, SLG: 0.303		SH4-3			L4-3				1B	4	0	3	1	0	0	0									
Phil Niekro, R OBP: 0.118, SLG: 0.294 Claude Raymond, R OBP: 0.352, SLG: 0.312		SH4-3			K				L6-3	2	0	0	1	0	1	2									
									1B	0	0	0	0	0	0	0									
Inning Stats	R: 0 E: 0 K: 2 S: 7	H: 1 LOB: 1 BB: 1 P: 11	R: 3 E: 1 K: 0 S: 7	H: 4 LOB: 1 BB: 0 P: 7	R: 0 E: 0 K: 1 S: 5	H: 0 LOB: 0 BB: 0 P: 5	R: 0 E: 0 K: 0 S: 3	H: 0 LOB: 0 BB: 0 P: 3	R: 0 E: 0 K: 1 S: 5	H: 0 LOB: 0 BB: 0 P: 5	R: 2 E: 0 K: 2 S: 10	H: 3 LOB: 2 BB: 0 P: 11	R: 0 E: 0 K: 0 S: 3	H: 0 LOB: 0 BB: 0 P: 3	R: 0 E: 0 K: 2 S: 7	H: 0 LOB: 0 BB: 0 P: 7	R: 1 E: 0 K: 0 S: 3	H: 3 LOB: 3 BB: 1 P: 7	1B: 9 2B: 1 3B: 0 HR: 1	SF: 0 SAC: 1 DP: 0 HBP: 1	WP: 0 PB: 0 SB: 0 CS: 1	PA: 37			
PITCHER	IP	WLS	BF	H	R	ER	SO	BB	IBB	HBP	BLK	WP	HR	S	P	ERA	WHIP								
Juan Marichal, R ERA: 3.44	1.1		33	8	5	4	8	1	0	1	1	1	1	47	52	4.50	1.125								
Frank Linzy, R ERA: 2.49	0.0	L	4	3	1	1	0	0	1	0	0	0	0	3	7	∞	∞								

AB	38
R	5
H	13
RBI	5
BB	1
SO	4
LOB	13



Batter	1	2	3	4	5	6	7	8	9	AB	R	H	RBI	BB	SO	LOB	TOP			
Ron Hunt, R OBP: 0.322, SLG: 0.223 (1, 4)										4	0	0	0	1	0	3	San Francisco Giants @ Atlanta Braves Atlanta Stadium, Atlanta, GA Tue May 21 1968, 7:05 PM EDT Att: 9,311 - Unknown			
Frank Johnson, R OBP: 0.298, SLG: 0.333 (1, 5)										4	2	1	0	0	1	1				
Ty Cline, L OBP: 0.229, SLG: 0.186 (1, 3)										2	2	1	1	2	0	0				
Willie Mays, R OBP: 0.340, SLG: 0.507 (1, 8)										4	0	0	0	0	1	3				
Jim Ray Hart, R OBP: 0.376, SLG: 0.594 (1, 7)										3	2	1	3	1	0	0				
Dick Dietz, R OBP: 0.333, SLG: 0.389 (1, 2)										4	0	1	0	0	1	0				
Jesus Alou, R OBP: 0.267, SLG: 0.298 (1, 9)										4	0	2	1	0	0	0				
Hal Lanier, R OBP: 0.234, SLG: 0.271 (1, 6)										4	0	1	0	0	1	2				
Ray Sadecki, L OBP: 0.207, SLG: 0.192 Bobby Bolin, R (7, 1)										3	0	0	0	0	2	1				
Jim Davenport, R OBP: 0.296, SLG: 0.264 Frank Linzy, R (9, 1)										1	0	0	0	0	0	0				
										0	0	0	0	0	0	2				
Inning Stats	R: 3 E: 0 K: 1 S: 6	H: 1 LOB: 2 BB: 2 P: 14	R: 0 E: 0 K: 0 S: 4	H: 2 LOB: 1 BB: 0 P: 4	R: 2 E: 0 K: 0 S: 5	H: 2 LOB: 0 BB: 0 P: 5	R: 0 E: 0 K: 1 S: 5	H: 0 LOB: 1 BB: 0 P: 5	R: 0 E: 0 K: 0 S: 3	H: 0 LOB: 0 BB: 0 P: 3	R: 0 E: 0 K: 2 S: 7	H: 0 LOB: 0 BB: 0 P: 7	R: 0 E: 0 K: 2 S: 7	H: 0 LOB: 0 BB: 0 P: 7	R: 1 E: 0 K: 0 S: 5	H: 2 LOB: 2 BB: 1 P: 9	1B: 5 2B: 0 3B: 1 HR: 1	SF: 0 SAC: 0 DP: 0 HBP: 0	WP: 1 PB: 0 CS: 1	PA: 37
PITCHER	IP WLS BF H R ER SO BB IBB HBP BLK WP HR S P ERA WHIP																			
Jim Britton, R ERA: 2.5 (1, 1)	2.0 L 12 5 5 5 1 2 0 0 0 0 0 1 12 20 22.50 3.500																			
Tony Cloninger, R ERA: 2.77 (3, 1)	3.0 0 0 0 0 1 1 0 0 0 0 1 0 11 15 0.00 0.333																			
Clay Carroll, R ERA: 2.87 (6, 1)	2.0 6 0 0 0 2 0 0 0 0 0 0 0 10 10 0.00 0.000																			
Cecil Upshaw, R ERA: 3.47 (8, 1)	2.0 9 2 1 1 2 1 0 0 0 0 0 0 12 16 4.50 1.500																			

AB	33
R	6
H	7
RBI	5
BB	4
SO	6
LOB	12



Batter	1	2	3	4	5	6	7	8	9	AB	R	H	RBI	BB	SO	LOB	BOTTOM			
Felipe Alou, R OBP: 0.366, SLG: 0.503 (1, 8)										5	0	1	0	0	0	3	San Francisco Giants @ Atlanta Braves Atlanta Stadium, Atlanta, GA Tue May 21 1968, 7:05 PM EDT Att: 9,311 - Unknown			
Felix Milan, R OBP: 0.306, SLG: 0.309 (1, 4)										4	1	1	0	0	0	1				
Hank Aaron, R OBP: 0.374, SLG: 0.527 (1, 9)										4	0	2	2	0	1	0				
Joe Torre, R OBP: 0.250, SLG: 0.333 (1, 3)										4	0	1	0	0	1	3				
Deron Johnson, R OBP: 0.207, SLG: 0.253 (1, 5)										3	1	1	1	1	0	0				
Tommie Aaron, R OBP: 0.378, SLG: 0.431 (1, 7)										3	0	0	0	0	0	2				
Bob Tillman, R OBP: 0.229, SLG: 0.296 (1, 2)										4	0	0	0	0	0	1				
Woody Woodward, R OBP: 0.250, SLG: 0.333 Mike Lum, L OBP: 0.244, SLG: 0.262 (9, PH)										3	1	2	0	0	1	0				
Jim Britton, R OBP: 0.400, SLG: 0.400 Tony Cloninger, R Sandy Valdespino, L Clay Carroll, R Tito Francona, L Cecil Upshaw, R Sonny Jackson, R (9, PH)										0	0	0	0	0	0	0				
										1	0	0	0	0	0	2				
										0	0	0	0	0	0	0				
Inning Stats	R: 0 E: 0 K: 0 S: 3	H: 0 LOB: 0 BB: 0 P: 3	R: 0 E: 0 K: 0 S: 3	H: 0 LOB: 0 BB: 0 P: 3	R: 0 E: 0 K: 1 S: 5	H: 0 LOB: 0 BB: 0 P: 5	R: 0 E: 0 K: 0 S: 4	H: 2 LOB: 1 BB: 0 P: 4	R: 1 E: 1 K: 0 S: 6	H: 2 LOB: 2 BB: 0 P: 6	R: 3 E: 0 K: 1 S: 9	H: 4 LOB: 1 BB: 0 P: 9	R: 0 E: 0 K: 0 S: 3	H: 0 LOB: 0 BB: 0 P: 3	R: 0 E: 0 K: 0 S: 3	H: 0 LOB: 0 BB: 0 P: 3	1B: 5 2B: 3 3B: 0 HR: 1	SF: 0 SAC: 0 DP: 1 HBP: 0	WP: 0 PB: 0 CS: 0	PA: 37
PITCHER	IP WLS BF H R ER SO BB IBB HBP BLK WP HR S P ERA WHIP																			
Ray Sadecki, L ERA: 1.82 (1, 1)	6.2 W 29 8 4 4 2 1 0 0 0 0 0 0 7 7 5.40 1.350																			
Bobby Bolin, R ERA: 2.93 (7, 1)	1.1 5 1 0 0 1 0 0 0 0 0 0 0 7 7 0.00 0.750																			
Frank Linzy, R ERA: 2.38 (9, 1)	1.0 S 3 0 0 0 0 0 0 0 0 0 0 0 3 3 0.00 0.000																			



Batter	1	2	3	4	5	6	7	8	9	AB	R	H	RBI	BB	SO	LOB	TOP			
Ron Hunt, R OBP: 0.321, SLG: 0.224 (1,4)	F9		1-3			G3			SH1-4 1B	4	1	1	0	0	0	0	San Francisco Giants @ Atlanta Braves Atlanta Stadium, Atlanta, GA Wed May 22 1968, 7:05 PM EDT Att: 15,097 - Unknown			
Frank Johnson, R OBP: 0.300, SLG: 0.333 (1,5)	K		6-3						SH1-4 1-2 1B	3	0	1	0	0	1	0				
Ty Cline, L OBP: 0.231, SLG: 0.191 (1,3)	1B				L8				L6	4	0	1	0	0	0	2				
Willie Mays, R OBP: 0.338, SLG: 0.500 (1,8)	F9								1B	4	0	1	1	0	2	1				
Jim Ray Hart, R OBP: 0.372, SLG: 0.577 (1,7)									1B	3	0	0	0	1	1	0				
Dick Dietz, R OBP: 0.302, SLG: 0.350 (1,2)									IBB	4	0	0	0	0	0	2				
Jesus Alou, R OBP: 0.291, SLG: 0.291 (1,9)										3	0	0	0	0	0	0				
Hal Lanier, R OBP: 0.237, SLG: 0.291 (1,6)										3	1	1	0	0	0	0				
Mike McCormick, L OBP: 0.182, SLG: 0.105 (1,1)										2	0	0	1	0	1	0				
Inning Stats	R: 0 E: 0 K: 1 S: 6	H: 1 LOB: 1 BB: 0 P: 6	R: 0 E: 0 K: 0 S: 3	H: 0 LOB: 0 BB: 0 P: 3	R: 0 E: 0 K: 2 S: 4	H: 1 LOB: 0 BB: 0 P: 4	R: 0 E: 0 K: 0 S: 7	H: 0 LOB: 0 BB: 0 P: 7	R: 0 E: 0 K: 0 S: 3	H: 0 LOB: 0 BB: 0 P: 3	R: 0 E: 0 K: 1 S: 5	H: 0 LOB: 0 BB: 0 P: 5	R: 0 E: 0 K: 0 S: 3	H: 0 LOB: 0 BB: 0 P: 3	R: 1 E: 0 K: 0 S: 5	H: 2 LOB: 2 BB: 1 P: 9		1B: 4 2B: 0 3B: 1 HR: 0	SF: 1 SAC: 1 DP: 0 HBP: 0	WP: 0 PB: 0 SB: 0 CS: 0
PITCHER Pat Jarvis, R ERA: 1.82 (1,1)	IP: 9.0 WLS: L BF: 33	H: 5 R: 2 ER: 2 SO: 5	BB: 0 IBB: 1 HBP: 0 BLK: 0	WP: 0 HR: 0 S: 42 P: 46	ERA: 2.00 WHIP: 0.556	PITCHER														

AB	30
R	2
H	5
RBI	2
BB	1
SO	5
LOB	5



Batter	1	2	3	4	5	6	7	8	9	AB	R	H	RBI	BB	SO	LOB	BOTTOM			
Felipe Alou, R OBP: 0.369, SLG: 0.506 (1,8)	1B 2B		F9			FC4-6 BB			F5	3	1	1	0	1	0	0	San Francisco Giants @ Atlanta Braves Atlanta Stadium, Atlanta, GA Wed May 22 1968, 7:05 PM EDT Att: 15,097 - Unknown			
Felix Milan, R OBP: 0.299, SLG: 0.301 (1,4)	F9		L6-3			FC4-6 1-2			F7	4	0	0	0	0	2					
Hank Aaron, R OBP: 0.366, SLG: 0.513 (1,9)	F5				F8				L6-3	4	0	0	0	0	2					
Joe Torre, R OBP: 0.258, SLG: 0.333 (1,3)	1B				F9				F8	3	0	1	1	0	0					
Deron Johnson, R OBP: 0.200, SLG: 0.244 (1,5)	K				K				L3-1	3	0	0	0	0	2					
Tommie Aaron, R OBP: 0.377, SLG: 0.426 (1,7)			F3			L6-4-3 1B			F8	3	0	1	0	0	0					
Bob Tillman, R OBP: 0.222, SLG: 0.287 (1,2)	K				L6-4-3 1-2				F7	3	0	0	0	0	1					
Woody Woodward, R OBP: 0.200, SLG: 0.267 (1,6)	L6-3				F3				L4-3	3	0	0	0	0	0					
Pat Jarvis, R OBP: 0.154, SLG: 0.120 (1,1)			L3			K			K	3	0	0	0	0	2					
Inning Stats	R: 1 E: 0 K: 1 S: 7	H: 2 LOB: 1 BB: 0 P: 7	R: 0 E: 0 K: 1 S: 5	H: 0 LOB: 0 BB: 0 P: 5	R: 0 E: 0 K: 0 S: 3	H: 0 LOB: 0 BB: 0 P: 3	R: 0 E: 0 K: 1 S: 5	H: 0 LOB: 1 BB: 1 P: 9	R: 0 E: 0 K: 0 S: 3	H: 0 LOB: 0 BB: 0 P: 3	R: 0 E: 0 K: 1 S: 5	H: 0 LOB: 0 BB: 0 P: 5	R: 0 E: 0 K: 0 S: 3	H: 0 LOB: 0 BB: 0 P: 3	R: 0 E: 0 K: 0 S: 3	H: 0 LOB: 0 BB: 0 P: 3		1B: 2 2B: 1 3B: 0 HR: 0	SF: 0 SAC: 0 DP: 1 HBP: 0	WP: 0 PB: 0 SB: 0 CS: 0
PITCHER Mike McCormick, L ERA: 3.33 (1,1)	IP: 9.0 WLS: W BF: 30	H: 3 R: 1 ER: 1 SO: 5	BB: 1 IBB: 0 HBP: 0 BLK: 0	WP: 0 HR: 0 S: 39 P: 43	ERA: 1.00 WHIP: 0.444	PITCHER														



Batter	1	2	3	4	5	6	7	8	9	AB	R	H	RBI	BB	SO	LOB	TOP					
Ken Boswell, L (1,4) OBP: 0.254, SLG: 0.339	F7			F7		F9		F9		4	0	0	0	0	0	1						
Kevin Collins, L (1,5) OBP: 0.286, SLG: 0.231	F8			4-3		F8			3	1	0	0	1	0	1							
Art Shamsky, L (1,7) OBP: 0.316, SLG: 0.434	K					F8			4	0	1	0	0	1	2							
Ron Swoboda, R (1,9) OBP: 0.329, SLG: 0.437		F2							4	1	1	0	0	1	1							
J.C. Martin, L (1,2) OBP: 0.381, SLG: 0.353		F2							4	0	2	2	0	0	0							
Ed Kranepool, L (1,3) OBP: 0.226, SLG: 0.213									3	0	0	0	0	0	1							
Greg Goossen, R (9, PH) OBP: 0.338, SLG: 0.333		P6							1	0	0	0	0	1	1							
Tommie Agee, R (1,8) OBP: 0.176, SLG: 0.208				P4					4	0	1	0	0	1	2							
Al Weis, S (1,6) OBP: 0.164, SLG: 0.113				1-3					3	0	0	0	0	0	1							
Nolan Ryan, R (1,1) OBP: 0.100, SLG: 0.053									1	0	0	0	0	1	0							
Jerry Buchek, R (6, PH) OBP: 0.286, SLG: 0.231									0	0	0	0	0	0	0							
Dick Selma, R (6,1) OBP: 0.308, SLG: 0.385				K					0	0	0	0	0	0	0							
Jerry Grote, R (8, PH) OBP: 0.365, SLG: 0.376									1	0	0	0	0	0	0							
Ron Taylor, R (8,1) OBP: 0.365, SLG: 0.376						HBP			0	0	0	0	0	0	0							
Inning Stats	R: 0 E: 0 K: 1 S: 5	H: 0 LOB: 0 BB: 0 P: 5	R: 0 E: 0 K: 0 S: 3	H: 0 LOB: 0 BB: 0 P: 3	R: 0 E: 0 K: 1 S: 5	H: 0 LOB: 0 BB: 0 P: 5	R: 0 E: 0 K: 1 S: 6	H: 1 LOB: 1 BB: 0 P: 6	R: 0 E: 0 K: 0 S: 4	H: 1 LOB: 1 BB: 0 P: 4	R: 0 E: 0 K: 0 S: 3	H: 0 LOB: 1 BB: 0 P: 4	R: 0 E: 0 K: 0 S: 4	H: 1 LOB: 0 BB: 0 P: 4	R: 0 E: 0 K: 0 S: 3	H: 0 LOB: 0 BB: 0 P: 3	R: 2 E: 0 K: 2 S: 9	H: 2 LOB: 1 BB: 1 P: 13	1B: 4 2B: 1 3B: 0 HR: 0	SF: 0 SAC: 0 DP: 0 HBP: 1	WP: 0 PB: 0 CS: 0	PA: 34
PITCHER	IP WLS BF H R ER SO BB IBB HBP BLK WP HR S P ERA WHIP																					
Ron Reed, R (1,1) ERA: 2.14	8.1 W 31 4 2 2 3 1 0 1 0 0 0 35 40 2.16 0.600																					
Jim Britton, R (9,1) ERA: 2.41	0.2 S 3 1 0 0 2 0 0 0 0 0 0 7 7 0.00 1.500																					

New York Mets @ Atlanta Braves
Atlanta Stadium, Atlanta, GA
Fri May 24 1968, 7:05 PM EDT
Att: 13,873 - Unknown

AB 32
R 2
H 5
RBI 2
BB 1
SO 5
LOB 10



Batter	1	2	3	4	5	6	7	8	9	AB	R	H	RBI	BB	SO	LOB	BOTTOM	
Felipe Alou, R (1,8) OBP: 0.351, SLG: 0.480	F5			L9		4-3				4	0	0	0	0	1	2		
Sonny Jackson, L (1,6) OBP: 0.276, SLG: 0.259				6-3						4	1	2	1	0	0	1		
Hank Aaron, R (1,9) OBP: 0.359, SLG: 0.509				6-3		4-3				4	1	1	1	0	0	2		
Joe Torre, R (1,3) OBP: 0.333, SLG: 0.459				F8						3	0	0	0	1	1	0		
Tito Francona, L (1,7) OBP: 0.447, SLG: 0.435										1	0	1	0	3	0	0		
Mike Lum, L (8, PR) OBP: 0.261, SLG: 0.302				1B						0	0	0	0	0	0	0		
Deron Johnson, R (1,5) OBP: 0.226, SLG: 0.250										2	1	1	1	1	0	1		
Bob Tillman, R (1,2) OBP: 0.235, SLG: 0.290				6-3						4	0	1	0	0	1	6		
Felix Millan, R (1,4) OBP: 0.297, SLG: 0.300										3	1	1	1	0	0	3		
Ron Reed, R (1,1) OBP: 0.227, SLG: 0.150										3	0	0	0	0	1	1		
Jim Britton, R (9,1) OBP: 0.400, SLG: 0.400				6-3						0	0	0	0	0	0	0		
Inning Stats	R: 2 E: 0 K: 1 S: 7	H: 2 LOB: 3 BB: 2 P: 16	R: 0 E: 0 K: 1 S: 5	H: 0 LOB: 0 BB: 0 P: 5	R: 0 E: 0 K: 0 S: 5	H: 2 LOB: 2 BB: 0 P: 5	R: 1 E: 0 K: 0 S: 4	H: 1 LOB: 1 BB: 0 P: 5	R: 0 E: 0 K: 1 S: 5	H: 0 LOB: 0 BB: 0 P: 5	R: 0 E: 0 K: 0 S: 3	H: 1 LOB: 0 BB: 0 P: 3	R: 1 E: 0 K: 0 S: 3	H: 1 LOB: 1 BB: 2 P: 11	1B: 7 2B: 0 3B: 0 HR: 0	SF: 1 SAC: 0 DP: 0 HBP: 2	WP: 1 PB: 0 CS: 1	PA: 36
PITCHER	IP WLS BF H R ER SO BB IBB HBP BLK WP HR S P ERA WHIP																	
Nolan Ryan, R (1,1) ERA: 1.91	5.0 L 25 5 3 3 3 2 1 2 0 0 0 26 40 5.40 1.400																	
Dick Selma, R (6,1) ERA: 1.06	2.0 6 1 0 0 1 0 0 0 0 0 0 8 8 0.00 0.500																	
Ron Taylor, R (8,1) ERA: 1.8	1.0 5 1 1 1 0 2 0 0 0 0 0 3 11 9.00 3.000																	

New York Mets @ Atlanta Braves
Atlanta Stadium, Atlanta, GA
Fri May 24 1968, 7:05 PM EDT
Att: 13,873 - Unknown

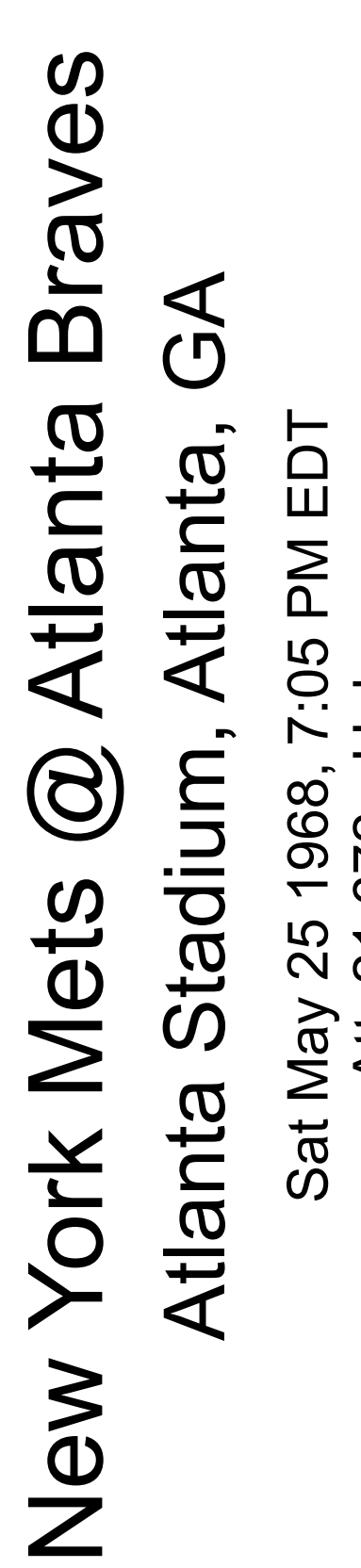
AB 28
R 4
H 7
RBI 4
BB 5
SO 4
LOB 16



Batter	1	2	3	4	5	6	7	8	9	AB	R	H	RBI	BB	SO	LOB	TOP				
Tommie Agee, R OBP: 0.192, SLG: 0.232 (1, 8)	G3	1B		SH1-3 G6-3-2		2B		1-3		5	1	3	1	0	0	0	New York Mets @ Atlanta Braves Atlanta Stadium, Atlanta, GA Sat May 25 1968, 7:05 PM EDT Att: 21,672 - Unknown				
Cleon Jones, R OBP: 0.297, SLG: 0.385 (1, 7)	BB	SF8		SH1-3		2B		F9		2	1	1	2	1	0	0					
Ron Swoboda, R OBP: 0.331, SLG: 0.432 (1, 9)	F9	S		G6-3-2		2B		1-3		4	1	1	0	1	0	2					
Jerry Grote, R OBP: 0.369, SLG: 0.383 (1, 2)	1-2	K			4-3	2B				4	0	1	3	1	1	2					
Greg Goossen, R OBP: 0.319, SLG: 0.313 (1, 3)	K			5-3	6-3	P6				4	0	0	0	0	1	3					
Ed Charles, R OBP: 0.286, SLG: 0.411 (1, 5)		E 1B BB		K	5-3			K		3	1	0	0	1	2	0					
Phil Linz, R OBP: 0.188, SLG: 0.103 (1, 4)		E8 1B 1B		1B		FC4-6 1B		4-3		4	2	3	0	0	0	0					
Al Weis, S OBP: 0.197, SLG: 0.197 (1, 6)		1B SF8 1B		1B		FC4-6 FC5-6		HR		4	2	3	2	0	0	1					
Jerry Koosman, R OBP: 0.080, SLG: 0.042 (1, 1)		K		1-3 2-H		FC5-6 1B 2B		K		4	1	1	1	0	2	3					
Inning Stats	R: 0 E: 0 K: 1 S: 5	H: 0 LOB: 2 BB: 2 P: 13	R: 3 E: 1 K: 2 S: 11	H: 4 LOB: 2 BB: 1 P: 15	R: 1 E: 0 K: 1 S: 7	H: 3 LOB: 2 BB: 0 P: 7	R: 0 E: 0 K: 0 S: 3	H: 1 LOB: 0 BB: 0 P: 3	R: 0 E: 0 K: 0 S: 3	H: 0 LOB: 0 BB: 0 P: 3	R: 4 E: 0 K: 0 S: 7	H: 4 LOB: 1 BB: 1 P: 11	R: 1 E: 0 K: 2 S: 8	H: 1 LOB: 0 BB: 0 P: 8	R: 0 E: 0 K: 0 S: 3	H: 0 LOB: 0 BB: 0 P: 0		R: 0 E: 0 K: 0 S: 0	H: 0 LOB: 0 BB: 0 P: 0	1B: 9 2B: 3 3B: 0 HR: 1	SF: 1 SAC: 1 DP: 1 HBP: 0
PITCHER	IP	WLS	BF	H	R	ER	SO	BB	IBB	HBP	BLK	WP	HR	S	P	ERA	WHIP				
Dick Kelley, L ERA: 2.6 (1, 1)	1.0	L	8	2	3	3	1	3	0	0	0	0	0	7	19	27.00	5.000				
Clay Carroll, R ERA: 3.92 (2, 1)	4.2		21	9	4	4	3	0	0	0	0	0	0	27	27	7.71	1.929				
Cecil Upshaw, R ERA: 3.62 (6, 1)	2.1		10	2	2	2	2	1	0	0	0	0	1	13	17	7.71	1.286				
Skip Guinn, L ERA: (9, 1)	0.0		1	0	0	0	0	0	0	0	0	0	0	0	0	∞	∞				

Batter	1	2	3	4	5	6	7	8	9	AB	R	H	RBI	BB	SO	LOB	BOTTOM				
Felipe Alou, R OBP: 0.349, SLG: 0.475 (1, 8)	L6		G4-3			G6-4-3 1B		F7		4	0	1	0	0	0	1	New York Mets @ Atlanta Braves Atlanta Stadium, Atlanta, GA Sat May 25 1968, 7:05 PM EDT Att: 21,672 - Unknown				
Felix Milan, R OBP: 0.297, SLG: 0.301 (1, 4)	L9			6-3		G6-4-3 1B				3	0	1	0	0	0	0					
Hank Aaron, R OBP: 0.353, SLG: 0.500 (1, 9)	F8			P4		G6-4-3				3	0	0	0	0	0	2					
Joe Torre, R OBP: 0.333, SLG: 0.525 (1, 3)		K		HR		K				3	1	1	1	0	2	1					
Deron Johnson, R OBP: 0.229, SLG: 0.264 (1, 5)		5-3					K			3	0	1	0	0	1	0					
Tommie Aaron, R OBP: 0.375, SLG: 0.423 (1, 7)				2B			F9			3	0	1	0	0	1	1					
Bob Tillman, R OBP: 0.229, SLG: 0.282 (1, 2)					5-3					3	0	0	0	0	1	1					
Marty Martinez, S OBP: 0.250, SLG: 0.192 (8, 2)		F8					K			0	0	0	0	0	0	0					
Woody Woodward, R OBP: 0.222, SLG: 0.235 (1, 6)				G4-3 BB				F8		2	0	0	0	1	1	0					
Dick Kelley, R OBP: 0.250, SLG: 0.077 (1, 1)				F2						0	0	0	0	0	0	0					
Clay Carroll, R (2, 1)					P4					2	0	0	0	0	0	1					
Cecil Upshaw, R (6, 1)										0	0	0	0	0	0	0					
Mike Lum, L OBP: 0.255, SLG: 0.295 (8, PH)										1	0	0	0	0	1	0					
Skip Guinn, R (9, 1)										0	0	0	0	0	0	0					
Inning Stats	R: 0 E: 0 K: 0 S: 3	H: 0 LOB: 0 BB: 0 P: 3	R: 0 E: 0 K: 1 S: 6	H: 1 LOB: 1 BB: 0 P: 6	R: 0 E: 0 K: 0 S: 2	H: 0 LOB: 0 BB: 1 P: 6	R: 1 E: 0 K: 1 S: 7	H: 2 LOB: 1 BB: 0 P: 7	R: 0 E: 0 K: 1 S: 5	H: 0 LOB: 0 BB: 0 P: 5	R: 0 E: 0 K: 1 S: 6	H: 2 LOB: 1 BB: 0 P: 6	R: 0 E: 0 K: 2 S: 7	H: 0 LOB: 0 BB: 0 P: 7	R: 0 E: 0 K: 1 S: 5	H: 0 LOB: 0 BB: 0 P: 5	R: 0 E: 0 K: 0 S: 0	H: 0 LOB: 0 BB: 0 P: 0	1B: 3 2B: 1 3B: 0 HR: 1	SF: 0 SAC: 0 DP: 2 HBP: 0	WP: 0 PA: 28 PB: 0 CS: 0
PITCHER	IP	WLS	BF	H	R	ER	SO	BB	IBB	HBP	BLK	WP	HR	S	P	ERA	WHIP				
Jerry Koosman, L ERA: 1.51 (1, 1)	8.0	W	28	5	1	1	7	1	0	0	0	0	1	41	45	1.12	0.750				


AB	34
R	9
H	13
RBI	9
BB	4
SO	6
LOB	11



Batter	1	2	3	4	5	6	7	8	9	AB	R	H	RBI	BB	SO	LOB	TOP			
Tommie Agee, R OBP: 0.195, SLG: 0.242										3	1	1	0	0	0	2	New York Mets @ Atlanta Braves Atlanta Stadium, Atlanta, GA Sun May 26 1968, 3:33 AM EDT Att: 16,599 - Unknown			
Cleon Jones, R OBP: 0.269, SLG: 0.384										3	0	1	0	0	0	1				
Ken Boswell, L OBP: 0.256, SLG: 0.333										2	0	0	0	1	1					
J.C. Martin, L OBP: 0.417, SLG: 0.368										2	0	1	1	1	0	1				
Ron Swoboda, R OBP: 0.326, SLG: 0.424										3	0	0	0	0	1	4				
Kevin Collins, L (1.5)										3	0	0	0	0	0	1				
Ed Kranepool, L OBP: 0.230, SLG: 0.207										2	0	0	0	1	1	0				
Al Weis, S OBP: 0.216, SLG: 0.217										3	0	2	0	0	1	2				
Tom Seaver, R OBP: 0.129, SLG: 0.100										3	0	0	0	0	1	2				
Inning Stats	R: 0 E: 0 K: 1 S: 3	H: 0 LOB: 0 BB: 0 P: 3	R: 0 E: 0 K: 1 S: 5	H: 0 LOB: 2 BB: 2 P: 13	R: 1 E: 0 K: 0 S: 5	H: 2 LOB: 2 BB: 1 P: 9	R: 0 E: 0 K: 1 S: 7	H: 1 LOB: 2 BB: 0 P: 7	R: 0 E: 0 K: 2 S: 8	H: 1 LOB: 1 BB: 0 P: 8	R: 0 E: 0 K: 1 S: 6	H: 1 LOB: 1 BB: 0 P: 6					1B: 4 2B: 1 3B: 0 HR: 0	SF: 0 SAC: 0 DP: 0 HBP: 0	WP: 0 PB: 1 SB: 0 CS: 0	PA: 27
PITCHER Phil Niekro, R ERA: 3.69	IP: 6.0 WLS: W BF: 27 H: 5 R: 1 ER: 1 SO: 5 BB: 3 IBB: 0 HBP: 0 BLK: 0 WP: 0 HR: 0 S: 34 P: 46 ERA: 1.50 WHIP: 1.333															PITCHER	IP: WLS: BF: H: R: ER: SO: BB: IBB: HBP: BLK: WP: HR: S: P: ERA: WHIP:			

Batter	1	2	3	4	5	6	7	8	9	AB	R	H	RBI	BB	SO	LOB	BOTTOM			
Felipe Alou, R OBP: 0.349, SLG: 0.478										3	1	1	0	0	0	0	New York Mets @ Atlanta Braves Atlanta Stadium, Atlanta, GA Sun May 26 1968, 3:33 AM EDT Att: 16,599 - Unknown			
Sonny Jackson, L OBP: 0.288, SLG: 0.268										2	1	2	0	1	0	0				
Hank Aaron, R OBP: 0.353, SLG: 0.509										3	0	1	1	0	1	3				
Joe Torre, R OBP: 0.311, SLG: 0.488										3	0	0	0	0	2	4				
Tito Francona, L OBP: 0.443, SLG: 0.431										3	0	1	1	0	0	1				
Deron Johnson, R OBP: 0.232, SLG: 0.258										2	0	0	0	1	1	2				
Felix Millan, R OBP: 0.299, SLG: 0.303										2	0	1	0	0	0	0				
Bob Tillman, R OBP: 0.223, SLG: 0.274										3	0	0	0	0	2	2				
Phil Niekro, R OBP: 0.105, SLG: 0.263										2	0	0	0	0	1	1				
Inning Stats	R: 1 E: 0 K: 1 S: 6	H: 1 LOB: 1 BB: 1 P: 10	R: 0 E: 0 K: 2 S: 7	H: 0 LOB: 1 BB: 1 P: 11	R: 1 E: 0 K: 2 S: 10	H: 3 LOB: 0 BB: 0 P: 10	R: 0 E: 0 K: 1 S: 5	H: 0 LOB: 0 BB: 0 P: 5	R: 0 E: 0 K: 1 S: 6	H: 1 LOB: 1 BB: 0 P: 6	R: 0 E: 0 K: 0 S: 4	H: 1 LOB: 1 BB: 0 P: 4					1B: 4 2B: 1 3B: 1 HR: 0	SF: 0 SAC: 1 DP: 0 HBP: 0	WP: 0 PB: 0 SB: 1 CS: 0	PA: 26
PITCHER Tom Seaver, R ERA: 1.91	IP: 6.0 WLS: L BF: 26 H: 6 R: 2 ER: 2 SO: 7 BB: 2 IBB: 0 HBP: 0 BLK: 0 WP: 0 HR: 0 S: 38 P: 46 ERA: 3.00 WHIP: 1.333															PITCHER	IP: WLS: BF: H: R: ER: SO: BB: IBB: HBP: BLK: WP: HR: S: P: ERA: WHIP:			

AB 24
R 1
H 5
RBI 1
BB 3
SO 5
LOB 14



AB 23
R 2
H 6
RBI 2
BB 2
SO 7
LOB 13



livebaseballscores.com


livebaseballscores.com

Batter	1	2	3	4	5	6	7	8	9	AB	R	H	RBI	BB	SO	LOB	TOP			
Ron Davis, R OBP: 0.283, SLG: 0.302 (1, 8)										4	0	1	0	0	1	0	Houston Astros @ Atlanta Braves Atlanta Stadium, Atlanta, GA Tue May 28 1968, 7:05 PM EDT Att: 7,883 - Unknown			
Denis Menke, R OBP: 0.384, SLG: 0.348 (1, 4)										3	0	0	0	1	0					
Rusty Staub, L OBP: 0.398, SLG: 0.461 (1, 3)										4	0	1	0	0	0					
Lee Thomas, L OBP: 0.265, SLG: 0.326 (1, 9)										4	1	1	0	0	0	2				
Jimmy Wynn, R OBP: 0.381, SLG: 0.411 (1, 7)										4	0	0	0	0	2	3				
Bob Aspromonte, R OBP: 0.327, SLG: 0.326 (1, 5)										3	0	0	0	0	1	1				
John Bateman, R OBP: 0.284, SLG: 0.329 (1, 2)										3	0	1	1	0	0	0				
Hector Torres, R OBP: 0.250, SLG: 0.259 (1, 6)										3	0	0	0	0	1	1				
Dave Giusti, R OBP: 0.071, SLG: 0.107 (1, 1)										2	0	0	0	0	1	0				
Byron Browne, R OBP: 0.286, SLG: 0.167 (8, PH)										1	0	0	0	0	1	0				
John Buzhardt, R (8, 1)										0	0	0	0	0	0	0				
Inning Stats	R: 0 E: 0 K: 0 S: 3	H: 0 LOB: 0 BB: 0 P: 3	R: 1 E: 0 K: 1 S: 7	H: 2 LOB: 1 BB: 0 P: 7	R: 0 E: 0 K: 1 S: 6	H: 1 LOB: 1 BB: 0 P: 6	R: 0 E: 0 K: 1 S: 5	H: 0 LOB: 0 BB: 0 P: 5	R: 0 E: 0 K: 1 S: 5	H: 0 LOB: 0 BB: 0 P: 5	R: 0 E: 0 K: 0 S: 3	H: 0 LOB: 0 BB: 0 P: 3	R: 0 E: 0 K: 2 S: 7	H: 0 LOB: 0 BB: 0 P: 7	R: 0 E: 0 K: 1 S: 6	H: 1 LOB: 2 BB: 1 P: 10	1B: 3 2B: 1 3B: 0 HR: 0	SF: 0 SAC: 0 DP: 0 HBP: 0	WP: 0 PB: 0 SB: 0 CS: 0	PA: 32
PITCHER Pat Jarvis, R ERA: 1.73 (1, 1)	IP: 9.0 WLS: W BF: 32 H: 4 R: 1 ER: 1 SO: 7 BB: 1 IBB: 0 HBP: 0 BLK: 0 WP: 0 HR: 0 S: 45 P: 49 ERA: 1.00 WHIP: 0.556															PITCHER IP: WLS: BF: H: R: ER: SO: BB: IBB: HBP: BLK: WP: HR: S: P: ERA: WHIP				

AB	31
R	1
H	4
RBI	1
BB	1
SO	7
LOB	9



Batter	1	2	3	4	5	6	7	8	9	AB	R	H	RBI	BB	SO	LOB	BOTTOM			
Felipe Alou, R OBP: 0.347, SLG: 0.473 (1, 8)										4	0	1	0	0	0	0	Houston Astros @ Atlanta Braves Atlanta Stadium, Atlanta, GA Tue May 28 1968, 7:05 PM EDT Att: 7,883 - Unknown			
Sonny Jackson, L OBP: 0.293, SLG: 0.269 (1, 6)										3	1	1	0	1	0	1				
Hank Aaron, R OBP: 0.351, SLG: 0.503 (1, 9)										4	1	1	0	0	0	1				
Joe Torre, R OBP: 0.347, SLG: 0.500 (1, 3)										3	1	2	1	1	1	0				
Tito Francona, L OBP: 0.429, SLG: 0.413 (1, 7)										3	0	0	0	0	0	2				
Clete Boyer, R OBP: 0.261, SLG: 0.313 (7, 5)										1	0	0	0	0	0	1				
Deron Johnson, R OBP: 0.245, SLG: 0.258 (1, 5)										0	0	0	1	2	0	0				
Mike Lum, L OBP: 0.271, SLG: 0.311 (7, 7)										1	0	1	0	0	0	0				
Felix Millan, R OBP: 0.304, SLG: 0.308 (1, 4)										4	0	2	0	0	0	3				
Bob Tillman, R OBP: 0.226, SLG: 0.270 (1, 2)										2	0	0	0	1	1	2				
Pat Jarvis, R OBP: 0.138, SLG: 0.107 (1, 1)										3	0	0	0	0	2	2				
Inning Stats	R: 0 E: 0 K: 0 S: 2	H: 0 LOB: 1 BB: 1 P: 6	R: 0 E: 0 K: 1 S: 5	H: 0 LOB: 1 BB: 1 P: 9	R: 0 E: 0 K: 1 S: 5	H: 0 LOB: 0 BB: 0 P: 5	R: 3 E: 1 K: 0 S: 7	H: 4 LOB: 2 BB: 1 P: 11	R: 0 E: 0 K: 0 S: 3	H: 1 LOB: 0 BB: 0 P: 3	R: 0 E: 0 K: 1 S: 6	H: 2 LOB: 2 BB: 1 P: 10	R: 0 E: 0 K: 1 S: 5	H: 0 LOB: 0 BB: 0 P: 5	R: 0 E: 0 K: 0 S: 4	H: 1 LOB: 2 BB: 1 P: 8	1B: 8 2B: 0 3B: 0 HR: 0	SF: 1 SAC: 0 DP: 3 HBP: 0	WP: 0 PB: 0 SB: 1 CS: 0	PA: 34
PITCHER Dave Giusti, R ERA: 1.76 (1, 1)	IP: 7.0 WLS: L BF: 29 H: 7 R: 3 ER: 3 SO: 4 BB: 3 IBB: 1 HBP: 0 BLK: 0 WP: 0 HR: 0 S: 33 P: 49 ERA: 3.86 WHIP: 1.429															PITCHER IP: WLS: BF: H: R: ER: SO: BB: IBB: HBP: BLK: WP: HR: S: P: ERA: WHIP				
John Buzhardt, R ERA: 5.25 (8, 1)	1.0 5 1 0 0 0															0 0 4 8 0.00 2.000				



Batter	1	2	3	4	5	6	7	8	9	AB	R	H	RBI	BB	SO	LOB	TOP				
Felipe Alou, R OBP: 0.368, SLG: 0.481 (1, 8)	4-0 1B BB			0-0 1-3		1-0 FC2-6 HBP		0-0 1-3		2	0	0	0	1	0	0	Atlanta Braves @ Cincinnati Reds Crosley Field, Cincinnati, OH Mon Jun 03 1968, 7:05 PM EDT Att: 5,564 - Unknown				
Felix Milten, R OBP: 0.337, SLG: 0.356 (1, 4)	0-0 G4-3 1B			0-0 4-3		0-0 FC2-6 FC6-4		0-0 F7		4	0	1	0	0	0	1					
Hank Aaron, R OBP: 0.344, SLG: 0.478 (1, 9)	0-0 G4-3 1-2			0-0 HR 1B		0-0 FC6-4 1-2 1B		0-0 5-3		4	2	1	0	0	2						
Joe Torre, R OBP: 0.362, SLG: 0.537 (1, 2)		0-0 L8		0-0 HR 1B		4-0 1B 1-2 BB		0-3 K		3	1	1	2	1	1	0					
Tito Francona, L OBP: 0.425, SLG: 0.416 (9, PR)		0-0 6-3		0-0 3-1		0-0 1-3 2-H 1B		4-0 CS BB		3	0	1	1	1	0	0					
Mike Lum, L OBP: 0.288, SLG: 0.327 (9, 7)		0-0 6-3						4-0 1B BB		0	0	0	0	0	0	0					
Deron Johnson, R OBP: 0.266, SLG: 0.266 (1, 3)		0-0 6-3						4-0 1-2 BB		3	0	0	0	1	2	2					
Clete Boyer, R OBP: 0.263, SLG: 0.299 (1, 5)			0-0 5-3					0-0 1-2 1B		4	0	1	0	0	1	0					
Sonny Jackson, L OBP: 0.291, SLG: 0.270 (1, 6)			0-0 1-3					0-0 1-3 BB		4	0	1	0	0	0	2					
Ken Johnson, R OBP: 0.100, SLG: 0.100 (7, PH)			0-3 K					0-0 6-3		2	0	0	0	0	2	1					
Sandy Valdespino, L OBP: 0.333, SLG: 0.293 (7, 1)				0-3 K						1	0	0	0	0	0	0					
Claude Raymond, R (7, 1)					0-3 K					0	0	0	0	0	0	0					
Inning Stats	R: 0 E: 0 K: 0 S: 2	H: 1 LOB: 0 BB: 1 P: 6	R: 0 E: 0 K: 0 S: 3	H: 0 LOB: 0 BB: 0 P: 3	R: 0 E: 0 K: 1 S: 5	H: 0 LOB: 0 BB: 0 P: 5	R: 2 E: 0 K: 0 S: 5	H: 2 LOB: 0 BB: 0 P: 5	R: 0 E: 0 K: 2 S: 8	H: 1 LOB: 1 BB: 0 P: 8	R: 1 E: 0 K: 1 S: 6	H: 1 LOB: 2 BB: 1 P: 11	R: 0 E: 0 K: 1 S: 5	H: 0 LOB: 0 BB: 0 P: 5	R: 0 E: 0 K: 0 S: 3	H: 0 LOB: 0 BB: 2 P: 13	1B: 5 2B: 0 3B: 0 HR: 1	SF: 0 SAC: 0 DP: 1 HBP: 1	WP: 0 PB: 0 SB: 1 CS: 1	PA: 35	
PITCHER	IP	WLS	BF	H	R	ER	SO	BB	IBB	HBP	BLK	WP	HR	S	P	ERA	WHIP				
George Culver, R ERA: 2.42	(1, 1)	7.0	L	27	5	3	3	5	2	0	1	0	0	1	34	43	3.86	1.000			
Ted Abernathy, R ERA: 0.57	(8, 1)	2.0		8	1	0	0	1	2	0	0	0	0	0	8	16	0.00	1.500			

AB 30
R 3
H 6
RBI 3
BB 4
SO 6
LOB 8



Batter	1	2	3	4	5	6	7	8	9	AB	R	H	RBI	BB	SO	LOB	BOTTOM				
Pete Rose, S OBP: 0.419, SLG: 0.517 (1, 9)	0-0 2B 2B		0-0 L4			0-0 F8	0-0 4-3			4	1	1	0	0	0	3	Atlanta Braves @ Cincinnati Reds Crosley Field, Cincinnati, OH Mon Jun 03 1968, 7:05 PM EDT Att: 5,564 - Unknown				
Tommy Helms, R OBP: 0.324, SLG: 0.410 (1, 4)	0-0 G3 1B 2B		0-0 F9			0-0 F7		0-0 6-3		4	1	1	1	0	0	0					
Vada Pinson, L OBP: 0.330, SLG: 0.411 (1, 8)	0-0 G3 2-3		0-0 4-3			4-0 FC4-6 BB		0-0 P5		3	0	0	0	1	0	1					
Alex Johnson, R OBP: 0.363, SLG: 0.399 (1, 7)	0-0 1-3 1B			0-0 F8		0-0 FC4-6 1-2		0-3 K		4	0	1	1	0	1	1					
Fred Whitfield, L OBP: 0.204, SLG: 0.173 (1, 3)	0-0 1-3 1-2			0-0 F9			0-3 K		0-0 F7	4	0	0	0	0	1	1					
Tony Perez, R OBP: 0.305, SLG: 0.365 (9, PR)	0-0 F2			0-0 F8			0-0 1B		0-0 1B	4	0	2	0	0	0	1					
Giraldo Ruiz, S OBP: 0.457, SLG: 0.367 (9, PR)									0-0 1B	0	0	0	0	0	0	0					
Johnny Bench, R OBP: 0.285, SLG: 0.405 (1, 2)		0-0 6-3			0-3 K		0-0 E8 1B		0-0 P6	4	0	1	0	0	1	1					
Leo Cardenas, R OBP: 0.224, SLG: 0.199 (9, PH)		0-0 4-3			0-0 F3		4-0 IBB		0-3 K	2	0	0	0	1	0	0					
George Culver, R OBP: 0.045, SLG: 0.091 (7, PH)		0-0 3-1			0-0 F9			0-3 K		2	0	0	0	0	0	0					
Mack Jones, L OBP: 0.333, SLG: 0.167 (8, 1)										1	0	0	0	0	1	3					
Ted Abernathy, R (8, 1)										0	0	0	0	0	0	0					
Inning Stats	R: 2 E: 0 K: 0 S: 6	H: 3 LOB: 1 BB: 0 P: 6	R: 0 E: 0 K: 0 S: 3	H: 0 LOB: 0 BB: 0 P: 3	R: 0 E: 0 K: 0 S: 3	H: 0 LOB: 0 BB: 0 P: 3	R: 0 E: 0 K: 1 S: 5	H: 0 LOB: 0 BB: 0 P: 5	R: 0 E: 0 K: 2 S: 9	H: 2 LOB: 3 BB: 1 P: 13	R: 0 E: 0 K: 1 S: 5	H: 0 LOB: 0 BB: 0 P: 5	R: 0 E: 0 K: 1 S: 6	H: 1 LOB: 1 BB: 0 P: 6	1B: 4 2B: 2 3B: 0 HR: 0	SF: 0 SAC: 0 DP: 0 HBP: 0	WP: 0 PB: 0 SB: 0 CS: 0	PA: 35			
PITCHER	IP	WLS	BF	H	R	ER	SO	BB	IBB	HBP	BLK	WP	HR	S	P	ERA	WHIP				
Ken Johnson, R ERA: 2.59	(1, 1)	6.0	W	22	3	2	2	1	1	0	0	0	0	0	23	27	3.00	0.667			
Claude Raymond, R ERA: 1.77	(7, 1)	3.0	S	13	3	0	0	4	0	1	0	0	0	20	24	0.00	1.000				

AB 33
R 2
H 6
RBI 2
BB 2
SO 5
LOB 12



Batter	1	2	3	4	5	6	7	8	9	AB	R	H	RBI	BB	SO	LOB	TOP					
Felipe Alou, R OBP: 0.372, SLG: 0.479 (1, 8)										4	0	1	0	0	0	2						
Sonny Jackson, L OBP: 0.286, SLG: 0.265 (1, 6)										4	0	0	0	0	0	1						
Tito Francona, L OBP: 0.499, SLG: 0.398 (1, 7)										3	0	0	0	0	2	0						
Skip Guinn, R OBP: 0.330, SLG: 0.289 (7, 1)										0	0	0	0	0	0	0						
Sandy Valdespino, L OBP: 0.330, SLG: 0.289 (9, PH)										1	0	0	0	0	1	0						
Joe Torre, R OBP: 0.348, SLG: 0.508 (1, 3)										3	0	1	0	1	1	0						
Felix Millan, R OBP: 0.333, SLG: 0.357 (1, 4)										4	0	0	0	0	0	2						
Clete Boyer, R OBP: 0.283, SLG: 0.295 (1, 5)										3	0	0	0	0	1	1						
Mike Lum, L OBP: 0.291, SLG: 0.314 (1, 9)										2	0	0	0	1	1	0						
Bob Tillman, R OBP: 0.232, SLG: 0.271 (1, 2)										3	0	1	0	0	0	1						
Phil Niekro, R OBP: 0.136, SLG: 0.273 (1, 1)																						
Clay Carroll, R OBP: 0.356, SLG: 0.380 (5, 1)										0	0	0	0	0	0	0						
Tommie Aaron, R OBP: 0.356, SLG: 0.380 (7, 7)										0	0	0	0	0	0	0						
Inning Stats	R: 0 E: 0 K: 0 S: 3	H: 0 LOB: 0 BB: 0 P: 3	R: 0 E: 0 K: 1 S: 5	H: 0 LOB: 0 BB: 0 P: 5	R: 0 E: 0 K: 1 S: 6	H: 1 LOB: 1 BB: 0 P: 6	R: 0 E: 0 K: 2 S: 7	H: 0 LOB: 0 BB: 0 P: 7	R: 0 E: 0 K: 0 S: 3	H: 0 LOB: 0 BB: 0 P: 3	R: 0 E: 0 K: 1 S: 4	H: 1 LOB: 1 BB: 0 P: 4	R: 0 E: 0 K: 1 S: 6	H: 1 LOB: 1 BB: 0 P: 6	R: 0 E: 1 K: 0 S: 3	H: 0 LOB: 1 BB: 1 P: 7	R: 0 E: 0 K: 1 S: 5	H: 0 LOB: 1 BB: 1 P: 9	1B: 2 2B: 1 3B: 0 HR: 0	SF: 0 SAC: 1 DP: 1 HBP: 0	WP: 0 PB: 0 SB: 0 CS: 0	PA: 32
PITCHER Gary Nolan, R ERA: 1.2 (1, 1)	IP: 9.0 WLS: W BF: 32	H: 3 R: 0 ER: 0 SO: 6	BB: 2 IBB: 0 HBP: 0 BLK: 0	WP: 0 HR: 0 S: 42 P: 50	ERA: 0.00 WHIP: 0.556											ERA: 0.00 WHIP: 0.556						

Atlanta Braves @ Cincinnati Reds
Crosley Field, Cincinnati, OH
Wed Jun 05 1968, 7:05 PM EDT
Att: 7,357 - Unknown

AB 28
R 0
H 3
RBI 0
BB 2
SO 6
LOB 9



Batter	1	2	3	4	5	6	7	8	9	AB	R	H	RBI	BB	SO	LOB	BOTTOM			
Pete Rose, S OBP: 0.416, SLG: 0.505 (1, 9)										3	0	0	0	2	1	0				
Tommy Helms, R OBP: 0.319, SLG: 0.401 (1, 4)										5	1	1	0	0	0	3				
Vada Pinson, L OBP: 0.330, SLG: 0.407 (1, 8)										5	1	2	0	0	0	1				
Alex Johnson, R OBP: 0.362, SLG: 0.393 (1, 7)										5	2	2	1	0	2	1				
Lee May, R OBP: 0.326, SLG: 0.411 (1, 3)										4	3	2	2	0	0	3				
Tony Perez, R OBP: 0.317, SLG: 0.385 (1, 5)										3	2	2	4	0	1	0				
Johnny Bench, R OBP: 0.283, SLG: 0.398 (1, 2)										4	1	2	1	0	0	1				
Leo Cardenas, R OBP: 0.221, SLG: 0.197 (1, 6)										4	0	1	2	0	1	2				
Gary Nolan, R ERA: 3.6 (1, 1)										4	0	0	0	0	2	3				
Inning Stats	R: 0 E: 0 K: 0 S: 4	H: 1 LOB: 2 BB: 1 P: 8	R: 0 E: 0 K: 2 S: 8	H: 1 LOB: 0 BB: 0 P: 8	R: 0 E: 0 K: 2 S: 3	H: 1 LOB: 0 BB: 0 P: 3	R: 2 E: 0 K: 2 S: 9	H: 1 LOB: 1 BB: 0 P: 10	R: 6 E: 0 K: 1 S: 11	H: 5 LOB: 2 BB: 1 P: 16	R: 2 E: 0 K: 1 S: 7	H: 2 LOB: 0 BB: 0 P: 7	R: 0 E: 0 K: 1 S: 5	H: 0 LOB: 0 BB: 0 P: 5	R: 0 E: 0 K: 0 S: 4	H: 1 LOB: 1 BB: 0 P: 4	1B: 10 2B: 0 3B: 0 HR: 2	SF: 0 SAC: 0 DP: 0 HBP: 2	WP: 0 PB: 1 SB: 2 CS: 0	PA: 42
PITCHER Phil Niekro, R ERA: 3.86 (1, 1)	IP: 4.1 WLS: L	BF: 24	H: 7 R: 7 ER: 6 SO: 5	BB: 1 IBB: 0 HBP: 0 BLK: 0	WP: 0 HR: 1 S: 31 P: 37	ERA: 12.46 WHIP: 1.846											ERA: 12.46 WHIP: 1.846			
Clay Carroll, R ERA: 4.54 (5, 1)	IP: 1.2	BF: 10	H: 4 R: 3 ER: 3 SO: 1	BB: 1 IBB: 0 HBP: 0 BLK: 0	WP: 0 HR: 1 S: 11 P: 15	ERA: 16.20 WHIP: 3.000											ERA: 16.20 WHIP: 3.000			
Skip Guinn, L ERA: 3.6 (7, 1)	IP: 2.0	BF: 7	H: 1 R: 0 ER: 0 SO: 1	BB: 0 IBB: 0 HBP: 0 BLK: 0	WP: 0 HR: 0 S: 9 P: 9	ERA: 0.00 WHIP: 0.500											ERA: 0.00 WHIP: 0.500			

Atlanta Braves @ Cincinnati Reds
Crosley Field, Cincinnati, OH
Wed Jun 05 1968, 7:05 PM EDT
Att: 7,357 - Unknown

AB 37
R 10
H 12
RBI 10
BB 2
SO 7
LOB 14



Batter	1	2	3	4	5	6	7	8	9	AB	R	H	RBI	BB	SO	LOB	TOP																			
Felipe Alou, R OBP: 0.373, SLG: 0.489	K	F8		K		HR		FC6-2 IBB		4	1	1	2	1	2	0	Atlanta Braves @ Chicago Cubs Wrigley Field, Chicago, IL Fri Jun 07 1968, 3:33 AM CDT Att: 6,553 - Cloudy - 85 F																			
Sonny Jackson, L OBP: 0.284, SLG: 0.263	G3	P6			F7			FC6-2 FC6-4		5	0	1	0	0	0	2																				
Felix Millan, R OBP: 0.340, SLG: 0.368	1B 2B							FC6-4		5	1	3	0	0	0	3																				
Joe Torre, R OBP: 0.366, SLG: 0.508	2B 1B							FC6-4		4	1	2	0	0	1	1																				
Tito Francona, L OBP: 0.407, SLG: 0.406										3	1	1	2	0	0	2																				
Cecil Upshaw, R OBP: 0.333, SLG: 0.333	BB 1B 2B		6-3							1	0	1	0	0	0	0																				
Deron Johnson, R OBP: 0.271, SLG: 0.265	BB 1B BB									4	2	1	0	1	1	2																				
Clete Boyer, R OBP: 0.267, SLG: 0.294	1B BB									4	0	1	0	1	0	2																				
Mike Lum, L OBP: 0.305, SLG: 0.345	FC4 1B									4	1	2	2	0	0	2																				
Pat Jarvis, R OBP: 0.152, SLG: 0.097	FC4									2	0	0	0	0	1	2																				
Jim Britton, R OBP: 0.400, SLG: 0.400										0	0	0	0	0	0	0																				
Tommie Aaron, R OBP: 0.348, SLG: 0.370										2	0	0	1	0	0	2																				
Inning Stats	R: 4 E: 0 K: 1 S: 9	H: 4 LOB: 2 BB: 2 P: 17	R: 0 E: 0 K: 1 S: 6	H: 1 LOB: 1 BB: 0 P: 6	R: 0 E: 0 K: 0 S: 3	H: 0 LOB: 0 BB: 0 P: 3	R: 0 E: 0 K: 2 S: 7	H: 0 LOB: 0 BB: 0 P: 7	R: 0 E: 0 K: 0 S: 3	H: 1 LOB: 1 BB: 0 P: 4	R: 3 E: 0 K: 0 S: 7	H: 4 LOB: 1 BB: 0 P: 7	R: 0 E: 0 K: 1 S: 6	H: 1 LOB: 1 BB: 0 P: 6	R: 0 E: 0 K: 0 S: 4	H: 1 LOB: 2 BB: 1 P: 8	R: 0 E: 0 K: 0 S: 4	H: 1 LOB: 1 BB: 0 P: 4	1B: 9 2B: 3 3B: 0 HR: 1	SF: 0 SAC: 1 DP: 1 HBP: 1	WP: 0 PB: 0 SB: 0 CS: 0	PA: 43														
PITCHER	IP	WLS	BF	H	R	ER	SO	BB	IBB	HBP	BLK	WP	HR	S	P	ERA	WHIP	PITCHER		IP	WLS	BF	H	R	ER	SO	BB	IBB	HBP	BLK	WP	HR	S	P	ERA	WHIP
Joe Niekro, R ERA: 5.27	(1, 1)	0.2	8	4	4	1	1	2	0	0	0	0	0	8	16	54.00	9.000	Phil Regan, R ERA: 3.22		(9, 1)	1.0	4	1	0	0	0	0	0	0	0	0	4	4	0.00	1.000	
Jack Lamabe, R ERA: 4.73	(1, 1)	3.1	11	1	0	0	3	0	0	0	0	0	0	17	17	0.00	0.300																			
Ramon Hernandez, L ERA: 9.0	(5, 1)	1.1	7	3	2	2	0	0	0	1	0	0	0	6	7	13.50	2.250																			
Frank Reberger, R ERA: 3.38	(6, 1)	0.2	L 4	2	1	1	0	0	0	0	0	0	1	4	4	13.50	3.000																			
Chuck Hartenstein, R ERA: 3.81	(7, 1)	2.0	9	2	0	0	1	0	1	0	0	0	0	10	14	0.00	1.000																			

AB	38
R	7
H	13
RBI	7
BB	3
SO	5
LOB	18



Batter	1	2	3	4	5	6	7	8	9	AB	R	H	RBI	BB	SO	LOB	BOTTOM																			
Adolfo Phillips, R OBP: 0.298, SLG: 0.369	K		F7			F7			3-1 SH1 BB	4	1	1	1	1	1	0	Atlanta Braves @ Chicago Cubs Wrigley Field, Chicago, IL Fri Jun 07 1968, 3:33 AM CDT Att: 6,553 - Cloudy - 85 F																			
Glenn Beckert, R OBP: 0.275, SLG: 0.332	F9		6-3						SH1	4	1	1	0	0	1	0																				
Billy Williams, L OBP: 0.323, SLG: 0.472	3-1								3-1	5	1	1	1	0	0	1																				
Ron Santo, R OBP: 0.373, SLG: 0.492		F8							P4	4	2	2	0	1	0	1																				
14 Ernie Banks, R OBP: 0.299, SLG: 0.466		5-3								4	1	2	3	0	0	1																				
Al Spangler, L OBP: 0.348, SLG: 0.381										3	0	2	0	0	0	1																				
Randy Hundley, R OBP: 0.296, SLG: 0.343		E6								4	0	0	0	0	0	4																				
Jose Arcia, R OBP: 0.222, SLG: 0.333		F8								4	0	1	1	0	0	3																				
Joe Niekro, R ERA: 5.27										0	0	0	0	0	0	0																				
Jack Lamabe, R ERA: 4.73										0	0	0	0	0	0	0																				
Ramon Hernandez, L ERA: 9.0										0	0	0	0	0	0	0																				
Frank Reberger, R ERA: 3.38										0	0	0	0	0	0	0																				
Chuck Hartenstein, R ERA: 3.81										0	0	0	0	0	0	0																				
Inning Stats	R: 0 E: 0 K: 1 S: 5	H: 0 LOB: 0 BB: 0 P: 5	R: 0 E: 1 K: 0 S: 5	H: 1 LOB: 2 BB: 0 P: 5	R: 0 E: 0 K: 1 S: 5	H: 0 LOB: 0 BB: 0 P: 5	R: 2 E: 0 K: 0 S: 7	H: 4 LOB: 2 BB: 0 P: 7	R: 4 E: 0 K: 0 S: 7	H: 4 LOB: 1 BB: 1 P: 11	R: 0 E: 0 K: 1 S: 5	H: 0 LOB: 0 BB: 0 P: 5	R: 0 E: 0 K: 0 S: 4	H: 1 LOB: 1 BB: 0 P: 4	R: 0 E: 0 K: 0 S: 3	H: 0 LOB: 0 BB: 0 P: 3	R: 0 E: 0 K: 0 S: 3	H: 0 LOB: 1 BB: 1 P: 7	1B: 5 2B: 2 3B: 2 HR: 1	SF: 0 SAC: 2 DP: 0 HBP: 0	WP: 0 PB: 0 SB: 0 CS: 0	PA: 40														
PITCHER	IP	WLS	BF	H	R	ER	SO	BB	IBB	HBP	BLK	WP	HR	S	P	ERA	WHIP	PITCHER		IP	WLS	BF	H	R	ER	SO	BB	IBB	HBP	BLK	WP	HR	S	P	ERA	WHIP
Pat Jarvis, R ERA: 2.2	(1, 1)	4.0	20	7	4	4	2	1	0	0	0	0	0	5	9	9.00	1.750	Phil Regan, R ERA: 3.22		(9, 1)	1.0	4	1	0	0	0	0	0	0	4	4	0.00	1.000			
Jim Britton, R ERA: 3.5	(5, 1)	1.0	6	2	2	2	0	1	0	0	0	0	0	5	9	18.00	3.000																			
Cecil Upshaw, R ERA: 3.5	(6, 1)	4.0	W 14	1	0	0	1	1	0	0	0	0	0	15	19	0.00	0.500																			



Batter	1	2	3	4	5	6	7	8	9	AB	R	H	RBI	BB	SO	LOB	TOP										
Felipe Alou, R OBP: 0.374, SLG: 0.482 (1, 8)	0-0 5-3	0-0 6-3			4-0 FC6-4 1B SF9 BB		0-0 1B		0-0 P4	4	1	1	1	1	0	1											
Felix Milan, R OBP: 0.336, SLG: 0.364 (1, 4)	0-0 HR	0-0 5-3			0-0 FC6-4 1-2 1B		0-0 F9			4	1	2	0	0	0	2											
Hank Aaron, R OBP: 0.335, SLG: 0.475 (1, 9)	0-0 1-H HR		0-0 6-3		0-0 FC6-4 1-2 2-3		0-0 1-2 1B			4	1	2	2	0	0	2											
Joe Torre, R OBP: 0.380, SLG: 0.592 (1, 3)	0-3 K		0-0 1B		0-0 SF9		0-0 1-3			3	0	1	1	0	1	2											
Deron Johnson, R OBP: 0.270, SLG: 0.280 (1, 5)	0-3 K		0-3 K		0-3 K			0-0 F7		4	0	0	0	0	3	2											
Mike Lum, L OBP: 0.284, SLG: 0.317 (1, 7)		0-3 K	0-0 F8			0-0 5-3		0-0 4-3		4	0	0	0	0	1	1											
Bob Tillman, R OBP: 0.232, SLG: 0.271 (1, 2)		0-0 1B 1B		0-3 K		0-0 P6		0-0 P4		4	1	1	0	0	1	0											
Marty Martinez, S OBP: 0.275, SLG: 0.216 (1, 6)		0-0 E 1-2 6-3 1B		0-0 6-3		0-0 6-3		0-0 4-3		4	1	1	0	0	0	0											
Ron Reed, R OBP: 0.222, SLG: 0.160 (1, 1)		0-0 E8		0-0 L6			0-3 K		0-3 K	2	0	1	1	0	0	0											
Tony Cloninger, R (5, 1)										1	0	0	0	0	1	0											
Tito Francona, L OBP: 0.404, SLG: 0.402 (9, PH)		0-3 1-3 2-H 1B								1	0	0	0	0	1	0											
Inning Stats	R: 2 E: 0 K: 2 S: 9	H: 2 LOB: 0 BB: 0 P: 9	R: 2 E: 1 K: 1 S: 8	H: 3 LOB: 1 BB: 0 P: 8	R: 0 E: 0 K: 1 S: 6	H: 1 LOB: 0 BB: 0 P: 6	R: 0 E: 0 K: 1 S: 5	H: 0 LOB: 0 BB: 0 P: 5	R: 1 E: 0 K: 1 S: 6	H: 1 LOB: 1 BB: 1 P: 10	R: 0 E: 0 K: 0 S: 3	H: 0 LOB: 0 BB: 0 P: 3	R: 0 E: 0 K: 0 S: 7	H: 2 LOB: 2 BB: 0 P: 7	R: 0 E: 0 K: 0 S: 3	H: 0 LOB: 0 BB: 0 P: 3	R: 0 E: 0 K: 1 S: 5	H: 0 LOB: 0 BB: 0 P: 5	1B: 8 2B: 0 3B: 0 HR: 1	SF: 1 SAC: 0 DP: 0 HBP: 0	WP: 0 PA: 37 PB: 0 SB: 0 CS: 0						
PITCHER	IP	WLS	BF	H	R	ER	SO	BB	IBB	HBP	BLK	WP	HR	S	P	ERA	WHIP										
Bill Hands, R ERA: 2.36 (1, 1)	4.1		21	7	5	4	5	1	0	0	0	0	1	30	34	8.31	1.846										
Jack Lamabe, R ERA: 4.11 (5, 1)	2.0		7	1	0	0	2	0	0	0	0	0	0	11	11	0.00	0.500										
Phil Regan, R ERA: 3.0 (7, 1)	2.2	W	9	1	0	0	1	0	0	0	0	0	0	11	11	0.00	0.375										

Atlanta Braves @ Chicago Cubs
Wrigley Field, Chicago, IL
Sun Jun 09 1968, 3:38 AM CDT
Att: 34,027 - Unknown

AB 35
R 5
H 9
RBI 5
BB 1
SO 8
LOB 10



Batter	1	2	3	4	5	6	7	8	9	AB	R	H	RBI	BB	SO	LOB	BOTTOM										
Don Kessinger, S OBP: 0.296, SLG: 0.310 (1, 6)	0-0 4-3 14 1B HBP 1B		0-0 1B G6-4-3 2B		4-0 2B 1B BB	0-0 PO	0-0 6-3			3	3	2	0	1	0	0											
Glenn Beckert, R OBP: 0.279, SLG: 0.335 (1, 4)	1-0 14 1B WP 4-3 HBP		0-0 G6-4-3 1B		0-0 F5		0-0 F9			3	1	1	0	0	0	1											
Billy Williams, L OBP: 0.325, SLG: 0.482 (1, 7)	0-0 4-3		0-0 G6-4-3		0-0 1-3 1B		0-0 4-3			4	1	1	0	0	0	3											
Ron Santo, R OBP: 0.364, SLG: 0.477 (1, 5)	0-3 K		0-0 F9		0-0 FC4-6 1B		0-0 F9			4	0	1	2	0	1	2											
14 Ernie Banks, R OBP: 0.306, SLG: 0.464 (1, 3)	0-0 WP			0-0 1B 1-3 1B		0-0 P4		4-0 BB 1B BB		3	0	2	1	1	0	1											
Jose Arcia, R OBP: 0.207, SLG: 0.310 (8, PR)										0	1	0	0	0	0	0											
Dick Nen, L OBP: 0.143, SLG: 0.300 (9, 3)	2-3 3-H 1B									0	0	0	0	0	0	0											
Al Spangler, L OBP: 0.370, SLG: 0.388 (1, 9)	0-0 6-3			0-0 1-3 1B		0-0 FC4-6		0-0 1B BB CS 1B		4	0	1	0	0	0	3											
John Boccabella, R OBP: 0.200, SLG: 0.083 (1, 2)		0-0 F8		0-3 K		0-0 5-3		4-0 1B BB		3	0	0	0	0	1	1											
Randy Hundley, R OBP: 0.299, SLG: 0.341 (7, 2)								1-2 2-3 BB		0	0	0	0	1	0	0											
Adolfo Phillips, R OBP: 0.299, SLG: 0.367 (1, 8)		0-0 F9		0-0 S 1B		0-0 P4		0-0 1-2 2-3 1B		4	0	2	1	0	0	0											
Bill Hands, R OBP: 0.074, SLG: 0.038 (1, 1)		0-3 K		0-3 K		0-0 PO S 1B		0-0 3-H		2	0	0	0	0	2	2											
Jack Lamabe, R OBP: 0.500, SLG: 0.500 (5, 1)										1	0	1	0	0	0	0											
Phil Regan, R OBP: 0.200, SLG: 0.200 (7, 1)				1-2 K						1	0	0	0	0	1	3											
Inning Stats	R: 2 E: 0 K: 1 S: 7	H: 2 LOB: 1 BB: 0 P: 8	R: 0 E: 0 K: 1 S: 5	H: 0 LOB: 0 BB: 0 P: 5	R: 1 E: 0 K: 0 S: 4	H: 2 LOB: 0 BB: 0 P: 4	R: 0 E: 0 K: 2 S: 9	H: 2 LOB: 2 BB: 0 P: 9	R: 2 E: 0 K: 0 S: 5	H: 2 LOB: 1 BB: 1 P: 9	R: 0 E: 0 K: 0 S: 3	H: 1 LOB: 0 BB: 0 P: 3	R: 0 E: 0 K: 0 S: 3	H: 0 LOB: 0 BB: 0 P: 3	R: 1 E: 0 K: 1 S: 6	H: 2 LOB: 2 BB: 2 P: 14	1B: 9 2B: 2 3B: 0 HR: 0	SF: 0 SAC: 0 DP: 1 HBP: 1	WP: 1 PA: 37 PB: 0 SB: 2 CS: 1								
PITCHER	IP	WLS	BF	H	R	ER	SO	BB	IBB	HBP	BLK	WP	HR	S	P	ERA	WHIP										
Ron Reed, R ERA: 3.38 (1, 1)	4.1		22	8	5	5	4	1	0	1	0	0	0	28	33	10.38	2.077										
Tony Cloninger, R ERA: 4.26 (5, 1)	3.2	L	14	3	1	1	1	2	0	0	0	0	0	14	22	2.46	1.364										

Atlanta Braves @ Chicago Cubs
Wrigley Field, Chicago, IL
Sun Jun 09 1968, 3:38 AM CDT
Att: 34,027 - Unknown

AB 32
R 6
H 11
RBI 4
BB 3
SO 5
LOB 16



Batter	1	2	3	4	5	6	7	8	9	AB	R	H	RBI	BB	SO	LOB	TOP										
Lou Brock, L OBP: 0.278, SLG: 0.402 (1, 7)	F7		HR	6-3			P6			4	1	1	0	0	0	1											
Curt Flood, R OBP: 0.385, SLG: 0.441 (1, 8)	P4		K		F7			F8		4	0	0	0	0	1	1											
Roger Maris, L OBP: 0.304, SLG: 0.355 (1, 9)	F9		HR		4-3			4-3		2	1	1	2	0	0	0											
Bobby Tolan, L OBP: 0.188, SLG: 0.234 (3, 9)	F9		HR		4-3			4-3		2	0	0	0	0	0	0											
Orlando Cepeda, R OBP: 0.351, SLG: 0.423 (1, 3)		1B			F9			F5		4	1	2	0	0	0	0											
Tim McCarver, L OBP: 0.305, SLG: 0.365 (1, 2)		1B						F6		4	1	2	0	0	1	1											
Mike Shannon, R OBP: 0.306, SLG: 0.432 (1, 5)		1B						F8		4	0	1	1	0	1	2											
Julian Javier, R OBP: 0.291, SLG: 0.359 (1, 4)										4	0	2	0	0	1	2											
Dal Maxvill, R OBP: 0.302, SLG: 0.295 (1, 6)										3	0	0	1	1	2	2											
Larry Jaster, L OBP: 0.125, SLG: 0.067 (1, 1)										2	0	0	0	0	0	1											
Wayne Granger, R (8, 1)										1	0	0	0	0	0	2											
Inning Stats	R: 0 E: 0 K: 0 S: 3	H: 0 LOB: 0 BB: 0 P: 3	R: 2 E: 0 K: 1 S: 8	H: 3 LOB: 1 BB: 0 P: 8	R: 2 E: 0 K: 2 S: 10	H: 3 LOB: 1 BB: 0 P: 10	R: 0 E: 0 K: 1 S: 6	H: 1 LOB: 1 BB: 0 P: 6	R: 0 E: 0 K: 0 S: 3	H: 0 LOB: 0 BB: 0 P: 3	R: 0 E: 0 K: 1 S: 5	H: 1 LOB: 0 BB: 0 P: 5	R: 0 E: 0 K: 1 S: 5	H: 0 LOB: 0 BB: 0 P: 5	R: 0 E: 0 K: 0 S: 3	H: 0 LOB: 0 BB: 0 P: 3	R: 0 E: 0 K: 0 S: 4	H: 1 LOB: 2 BB: 1 P: 8	1B: 6 2B: 3 3B: 0 HR: 1	SF: 0 SAC: 1 DP: 1 HBP: 0	WP: 1 PB: 0 SB: 0 CS: 1	PA: 36					
PITCHER	IP	WLS	BF	H	R	ER	SO	BB	IBB	HBP	BLK	WP	HR	S	P	ERA	WHIP										
Phil Niekro, R ERA: 4.19 (1, 1)	2.1	L	13	6	4	4	2	0	0	0	0	1	1	17	17	15.43	2.571										
Jim Britton, R ERA: 2.89 (3, 1)	6.2		23	3	0	0	4	0	1	0	0	0	0	30	34	0.00	0.450										

St. Louis Cardinals @ Atlanta Braves
Atlanta Stadium, Atlanta, GA
Mon Jun 10 1968, 7:05 PM EDT
Att: 26,836 - Unknown


AB 34
R 4
H 9
RBI 4
BB 1
SO 6
LOB 12



Batter	1	2	3	4	5	6	7	8	9	AB	R	H	RBI	BB	SO	LOB	BOTTOM										
Felipe Alou, R OBP: 0.376, SLG: 0.483 (1, 8)		5-3						E6		4	1	2	0	0	0	1											
Felix Milan, R OBP: 0.330, SLG: 0.357 (1, 4)	F9		F9		F7			3-1		4	0	0	0	0	0	2											
Hank Aaron, R OBP: 0.333, SLG: 0.470 (1, 9)	F9		F8		K					4	0	1	1	0	1	1											
Joe Torre, R OBP: 0.373, SLG: 0.573 (1, 3)	F9							G1-4-3		4	0	1	0	0	0	2											
Deron Johnson, R OBP: 0.269, SLG: 0.302 (1, 5)			K							4	1	1	1	0	1	1											
Tommie Aaron, R OBP: 0.337, SLG: 0.357 (1, 7)					F3					3	0	0	0	0	1	0											
Tito Francona, L OBP: 0.400, SLG: 0.398 (9, FH)	F7									1	0	0	0	0	0	0											
Bob Tillman, R OBP: 0.233, SLG: 0.292 (1, 2)					F8					4	1	1	1	0	0	0											
Marty Martinez, S OBP: 0.302, SLG: 0.275 (1, 6)										3	0	2	0	0	0	0											
Phil Niekro, R OBP: 0.136, SLG: 0.273 (1, 1)										0	0	0	0	0	0	0											
Jim Britton, R OBP: 0.286, SLG: 0.286 (3, 1)										2	0	0	0	0	2	1											
Inning Stats	R: 0 E: 0 K: 0 S: 4	H: 1 LOB: 1 BB: 0 P: 4	R: 2 E: 0 K: 0 S: 6	H: 3 LOB: 1 BB: 0 P: 6	R: 0 E: 0 K: 1 S: 6	H: 1 LOB: 1 BB: 0 P: 6	R: 0 E: 0 K: 1 S: 5	H: 0 LOB: 0 BB: 0 P: 5	R: 0 E: 0 K: 1 S: 5	H: 0 LOB: 0 BB: 0 P: 5	R: 0 E: 0 K: 0 S: 4	H: 2 LOB: 0 BB: 0 P: 4	R: 0 E: 0 K: 0 S: 3	H: 0 LOB: 0 BB: 0 P: 3	1B: 5 2B: 1 3B: 0 HR: 2	SF: 0 SAC: 1 DP: 1 HBP: 0	WP: 0 PB: 0 SB: 0 CS: 0	PA: 34									
PITCHER	IP	WLS	BF	H	R	ER	SO	BB	IBB	HBP	BLK	WP	HR	S	P	ERA	WHIP										
Larry Jaster, L ERA: 1.36 (1, 1)	7.0	W	28	7	3	3	5	0	0	0	0	0	2	38	38	3.86	1.000										
Wayne Granger, R ERA: (8, 1)	2.0	S	6	1	0	0	0	0	0	0	0	0	0	6	6	0.00	0.500										

St. Louis Cardinals @ Atlanta Braves
Atlanta Stadium, Atlanta, GA
Mon Jun 10 1968, 7:05 PM EDT
Att: 26,836 - Unknown

AB 33
R 3
H 8
RBI 3
BB 0
SO 5
LOB 8



Batter	1	2	3	4	5	6	7	8	9	AB	R	H	RBI	BB	SO	LOB	TOP										
Lou Brock, L OBP: 0.281, SLG: 0.399 (1, 7)										4	1	1	0	1	0	1	St. Louis Cardinals @ Atlanta Braves Atlanta Stadium, Atlanta, GA Tue Jun 11 1968, 7:05 PM EDT Att: 23,345 - Unknown										
Julian Javier, R OBP: 0.293, SLG: 0.362 (1, 4)										4	1	1	1	0	1	1											
Curt Flood, R OBP: 0.389, SLG: 0.449 (1, 8)										5	2	3	0	0	0	0											
Orlando Cepeda, R OBP: 0.350, SLG: 0.417 (1, 3)										3	1	0	0	1	0	1											
Mike Shannon, R OBP: 0.314, SLG: 0.436 (1, 5)										3	1	2	1	1	0	0											
Tim McCarver, L OBP: 0.303, SLG: 0.362 (1, 2)										4	0	1	2	0	1	2											
Ed Spiezio, R OBP: 0.226, SLG: 0.179 (1, 9)										4	0	1	0	0	1	3											
Dal Maxvill, R OBP: 0.296, SLG: 0.289 (1, 6)										4	0	0	0	0	0	2											
Bob Gibson, R OBP: 0.184, SLG: 0.139 (1, 1)										4	0	1	0	0	0	1											
Inning Stats	R: 2 E: 1 K: 0 S: 4	H: 1 LOB: 0 BB: 1 P: 8	R: 0 E: 0 K: 0 S: 4	H: 1 LOB: 1 BB: 0 P: 4	R: 3 E: 1 K: 1 S: 7	H: 3 LOB: 1 BB: 2 P: 15	R: 0 E: 0 K: 0 S: 3	H: 0 LOB: 0 BB: 0 P: 3	R: 0 E: 0 K: 1 S: 5	H: 1 LOB: 1 BB: 0 P: 4	R: 0 E: 0 K: 0 S: 3	H: 0 LOB: 0 BB: 0 P: 3	R: 0 E: 0 K: 0 S: 7	H: 2 LOB: 1 BB: 0 P: 7	R: 0 E: 0 K: 0 S: 4	H: 2 LOB: 2 BB: 0 P: 5	1B: 8 2B: 2 3B: 0 HR: 0	SF: 0 SAC: 0 DP: 0 HBP: 1	WP: 0 PB: 0 SB: 1 CS: 0	PA: 39							
PITCHER	IP	WLS	BF	H	R	ER	SO	BB	IBB	HBP	BLK	WP	HR	S	P	ERA	WHIP										
Dick Kelley, L ERA: 3.27 (1, 1)	2.2	L	15	5	5	3	0	3	0	0	0	0	0	12	24	10.12	3.000										
Cecil Upshaw, R ERA: 3.27 (3, 1)	5.1		19	3	1	1	3	0	0	0	0	0	0	25	25	1.69	0.562										
Ron Reed, R ERA: 3.33 (9, 1)	1.0		5	2	0	0	0	0	0	1	0	0	0	4	5	0.00	2.000										

AB 35
R 6
H 10
RBI 4
BB 3
SO 3
LOB 11



Batter	1	2	3	4	5	6	7	8	9	AB	R	H	RBI	BB	SO	LOB	BOTTOM										
Felipe Alou, R OBP: 0.374, SLG: 0.479 (1, 8)										4	0	1	0	0	0	1	St. Louis Cardinals @ Atlanta Braves Atlanta Stadium, Atlanta, GA Tue Jun 11 1968, 7:05 PM EDT Att: 23,345 - Unknown										
Felix Milan, R OBP: 0.333, SLG: 0.359 (1, 4)										4	0	2	0	0	0	1											
Hank Aaron, R OBP: 0.328, SLG: 0.461 (1, 9)										4	0	0	0	0	1	2											
Joe Torre, R OBP: 0.391, SLG: 0.577 (1, 2)										3	0	2	0	1	1	0											
Deron Johnson, R OBP: 0.264, SLG: 0.295 (1, 3)										3	0	0	0	0	2	3											
Mike Lum, L OBP: 0.286, SLG: 0.308 (1, 7)										2	0	0	0	0	0	1											
Sonny Jackson, L OBP: 0.284, SLG: 0.260 (1, 6)										2	0	0	0	1	0	2											
Marty Martinez, S OBP: 0.283, SLG: 0.256 (1, 5)										3	0	0	0	0	0	1											
Dick Kelley, R OBP: 0.222, SLG: 0.067 (1, 1)										0	0	0	0	0	0	0											
Cecil Upshaw, R OBP: 0.200, SLG: 0.200 (3, 1)										2	0	0	0	0	0	0											
Sandy Valdespino, L OBP: 0.336, SLG: 0.286 (8, PH)										1	0	0	0	0	0	1											
Ron Reed, R OBP: 0.222, SLG: 0.160 (9, 1)										0	0	0	0	0	0	0											
Inning Stats	R: 0 E: 0 K: 0 S: 3	H: 0 LOB: 0 BB: 0 P: 3	R: 0 E: 0 K: 1 S: 5	H: 1 LOB: 1 BB: 0 P: 6	R: 0 E: 0 K: 0 S: 3	H: 0 LOB: 0 BB: 0 P: 3	R: 0 E: 0 K: 0 S: 4	H: 2 LOB: 1 BB: 0 P: 4	R: 0 E: 0 K: 0 S: 3	H: 1 LOB: 0 BB: 0 P: 3	R: 0 E: 0 K: 2 S: 7	H: 0 LOB: 1 BB: 1 P: 11	R: 0 E: 0 K: 0 S: 3	H: 0 LOB: 1 BB: 1 P: 7	R: 0 E: 0 K: 1 S: 5	H: 1 LOB: 0 BB: 0 P: 5	1B: 5 2B: 0 3B: 0 HR: 0	SF: 0 SAC: 0 DP: 4 HBP: 1	WP: 0 PB: 0 SB: 0 CS: 0	PA: 31							
PITCHER	IP	WLS	BF	H	R	ER	SO	BB	IBB	HBP	BLK	WP	HR	S	P	ERA	WHIP										
Bob Gibson, R ERA: 1.4 (1, 1)	9.0	W	31	5	0	0	4	2	0	1	0	0	0	36	45	0.00	0.778										



Batter	1	2	3	4	5	6	7	8	9	AB	R	H	RBI	BB	SO	LOB	TOP					
Julian Javier, R OBP: 0.288, SLG: 0.356 (1, 4)	K			K		F9			F8	4	0	0	0	0	2	1						
Curt Flood, R OBP: 0.383, SLG: 0.441 (1, 8)	F8			5-3		FC6			F8	4	0	0	0	0	0	1						
Bobby Tolan, L OBP: 0.192, SLG: 0.235 (1, 9)	G3			F7					F7	4	1	1	0	0	0	0						
Orlando Cepeda, R OBP: 0.349, SLG: 0.416 (1, 3)		K				6-3				3	0	1	0	0	1	0						
Tim McCarver, L OBP: 0.299, SLG: 0.356 (1, 2)	F8					K			FC6-4	3	0	0	1	0	1	1						
Mike Shannon, R OBP: 0.314, SLG: 0.434 (1, 5)	P3					E5			G6-4-3	3	0	1	0	0	0	1						
Ed Spiezio, R OBP: 0.206, SLG: 0.161 (1, 7)				F7		L7			6-3	3	0	0	0	0	0	1						
Dal Maxvill, R OBP: 0.296, SLG: 0.286 (1, 6)				P3					L6	2	0	0	0	1	0	0						
Nelson Briles, R OBP: 0.114, SLG: 0.089 (4, 1)				F3					3-1	1	0	0	0	0	0	0						
Pete Mikkelsen, R OBP: 1.000, SLG: 1.000 (6, PH)										0	0	0	0	0	0	0						
Dave Nickeisch, R OBP: 0.154, SLG: 0.154 (6, PH)										0	0	0	0	0	0	0						
Hal Gilson, L OBP: 0.221, SLG: 0.321 (8, PH)										0	0	0	0	0	0	0						
Johnny Edwards, L OBP: 0.221, SLG: 0.321 (8, PH)										0	0	0	0	0	0	0						
Ron Willis, R OBP: 0.221, SLG: 0.321 (8, PH)										0	0	0	0	0	0	0						
Inning Stats	R: 0 E: 0 K: 1 S: 5	H: 0 LOB: 0 BB: 0 P: 5	R: 0 E: 0 K: 1 S: 5	H: 0 LOB: 0 BB: 0 P: 5	R: 0 E: 0 K: 0 S: 3	H: 0 LOB: 0 BB: 0 P: 3	R: 0 E: 0 K: 1 S: 5	H: 0 LOB: 0 BB: 0 P: 5	R: 0 E: 0 K: 0 S: 3	H: 0 LOB: 0 BB: 0 P: 6	R: 0 E: 0 K: 0 S: 3	H: 0 LOB: 0 BB: 0 P: 7	R: 1 E: 0 K: 0 S: 4	H: 2 LOB: 0 BB: 0 P: 4	R: 0 E: 0 K: 0 S: 3	H: 0 LOB: 0 BB: 0 P: 3	R: 0 E: 0 K: 0 S: 3	H: 0 LOB: 0 BB: 0 P: 3	1B: 3 2B: 0 3B: 0 HR: 0	SF: 0 SAC: 0 DP: 1 HBP: 0	WP: 0 PB: 0 SB: 0 CS: 0	PA: 30
PITCHER Pat Jarvis, R ERA: 2.1 (1, 1)	IP: 9.0 WLS: W BF: 30 H: 3 R: 1 ER: 1 SO: 4 BB: 1 IBB: 0 HBP: 0 BLK: 0 WP: 0 HR: 0 S: 37 P: 41 ERA: 1.00 WHIP: 0.444																					

St. Louis Cardinals @ Atlanta Braves
Atlanta Stadium, Atlanta, GA
Wed Jun 12 1968, 7:05 PM EDT
Att: 16,656 - Unknown

AB 29
R 1
H 3
RBI 1
BB 1
SO 4
LOB 6



Batter	1	2	3	4	5	6	7	8	9	AB	R	H	RBI	BB	SO	LOB	BOTTOM					
Felipe Alou, R OBP: 0.367, SLG: 0.469 (1, 8)	6-3		FC5-4	L7		5-3			E5	5	1	0	0	0	0	3						
Felix Milten, R OBP: 0.335, SLG: 0.365 (1, 4)				6-3					5-3	5	1	2	1	0	0	2						
Hank Aaron, R OBP: 0.326, SLG: 0.471 (1, 9)	8-3					6-3			F8	4	1	1	2	0	0	1						
Joe Torre, R OBP: 0.385, SLG: 0.561 (1, 3)		4-3	4-3			6-3				4	1	1	0	0	0	0						
Tito Francona, L OBP: 0.420, SLG: 0.446 (1, 7)										3	1	3	1	1	0	0						
Mike Lum, L OBP: 0.286, SLG: 0.308 (7, PR) (8, 7)										0	0	0	0	0	0	0						
Bob Tillman, R OBP: 0.233, SLG: 0.291 (1, 2)		F8	K			K				4	0	1	1	0	2	2						
Sonny Jackson, L OBP: 0.284, SLG: 0.256 (1, 6)		K				4-3				3	0	0	0	1	2	2						
Marty Martinez, S OBP: 0.320, SLG: 0.383 (1, 5)										4	2	3	0	0	0	0						
Pat Jarvis, R OBP: 0.189, SLG: 0.143 (1, 1)										4	0	2	2	0	2	2						
Inning Stats	R: 0 E: 0 K: 0 S: 3	H: 1 LOB: 0 BB: 0 P: 3	R: 1 E: 0 K: 1 S: 6	H: 1 LOB: 0 BB: 0 P: 6	R: 4 E: 0 K: 1 S: 9	H: 4 LOB: 1 BB: 1 P: 13	R: 1 E: 0 K: 0 S: 5	H: 2 LOB: 1 BB: 0 P: 5	R: 0 E: 0 K: 1 S: 6	H: 1 LOB: 1 BB: 0 P: 6	R: 0 E: 0 K: 0 S: 5	H: 1 LOB: 1 BB: 1 P: 9	R: 1 E: 0 K: 1 S: 8	H: 3 LOB: 2 BB: 0 P: 8	R: 0 E: 1 K: 1 S: 6	H: 0 LOB: 1 BB: 0 P: 6	R: 0 E: 1 K: 1 S: 6	H: 0 LOB: 1 BB: 0 P: 6	1B: 7 2B: 4 3B: 1 HR: 2	SF: 0 SAC: 0 DP: 1 HBP: 0	WP: 0 PB: 0 SB: 0 CS: 0	PA: 38
PITCHER Nelson Briles, R ERA: 2.76 (1, 1)	IP: 3.1 WLS: L BF: 18 H: 8 R: 6 ER: 6 SO: 2 BB: 1 IBB: 0 HBP: 0 BLK: 0 WP: 0 HR: 2 S: 21 P: 25 ERA: 16.20 WHIP: 2.700																					
Pete Mikkelsen, R ERA: 5.69 (4, 1)	IP: 1.2 WLS: L BF: 6 H: 1 R: 0 ER: 0 SO: 1 BB: 0 IBB: 0 HBP: 0 BLK: 0 WP: 0 HR: 0 S: 8 P: 8 ERA: 0.00 WHIP: 0.600																					
Hal Gilson, L ERA: 4.71 (6, 1)	IP: 2.0 WLS: L BF: 10 H: 4 R: 1 ER: 1 SO: 2 BB: 1 IBB: 0 HBP: 0 BLK: 0 WP: 0 HR: 0 S: 13 P: 17 ERA: 4.50 WHIP: 2.500																					
Ron Willis, R ERA: 2.45 (8, 1)	IP: 1.0 WLS: L BF: 4 H: 0 R: 0 ER: 0 SO: 1 BB: 0 IBB: 0 HBP: 0 BLK: 0 WP: 0 HR: 0 S: 6 P: 6 ERA: 0.00 WHIP: 0.000																					

St. Louis Cardinals @ Atlanta Braves
Atlanta Stadium, Atlanta, GA
Wed Jun 12 1968, 7:05 PM EDT
Att: 16,656 - Unknown

AB 36
R 7
H 13
RBI 7
BB 2
SO 6
LOB 12



Batter	1	2	3	4	5	6	7	8	9	10	11	12	AB	R	H	RBI	BB	SO	LOB	TOP		
Lou Brock, L OBP: 0.286, SLG: 0.407 (1.7)	6-3		P4				F8			SH3-4 2B		4-3 1-H 2B	5	0	2	1	1	0	1			
Curt Flood, R OBP: 0.380, SLG: 0.437 (1.8)			5-3		4-3		F7			SH3-4		4-3	5	0	1	0	0	0	4			
Bobby Tolan, L OBP: 0.190, SLG: 0.214 (1.9)	F7			4-3	4-3			F2		F8 IBB		1-3	5	0	0	0	1	0	4			
Orlando Cepeda, R OBP: 0.341, SLG: 0.404 (1.3)	K		6-3			K		K		F8		6-3	6	0	0	0	0	3	4			
Tim McCarver, L OBP: 0.301, SLG: 0.358 (1.2)		F8					4-3				K		5	0	2	0	0	1	0			
Mike Shannon, R OBP: 0.320, SLG: 0.438 (1.5)		F7								SH1-4 1B			5	0	3	0	0	1	0			
Julian Javier, R OBP: 0.283, SLG: 0.349 (1.4)		F8				G4-6-3			SH1-4		P4		4	0	0	0	0	1	4			
Dal Maxvill, R OBP: 0.297, SLG: 0.286 (9, PH)			6-3				6-3			F9			3	0	1	0	0	0	0			
Roger Maris, R OBP: 0.301, SLG: 0.352 (9, PH)													1	0	0	0	0	0	1			
Dick Schofield, S OBP: 0.344, SLG: 0.548 (9.0)					4-3 SH5-4 1B		6-3						1	1	1	1	0	0	0			
Steve Carlton, L OBP: 0.299, SLG: 0.438 (9, PH)													2	1	2	1	0	0	0			
Jonny Edwards, L OBP: 0.299, SLG: 0.346 (9.1)													4	0	0	0	0	0	1			
Ron Willis, R OBP: 0.299, SLG: 0.346 (9.1)													0	0	0	0	0	0	0			
Joe Hoerner, R OBP: 0.299, SLG: 0.346 (10.1)													0	0	0	0	0	0	0			
Phil Gagliano, R OBP: 0.299, SLG: 0.346 (12, PH)													0	1	0	0	1	0	0			
Wayne Granger, R OBP: 0.299, SLG: 0.346 (12.1)													0	0	0	0	0	0	0			
Hal Gilson, R OBP: 0.299, SLG: 0.346 (12.1)													0	0	0	0	0	0	0			
Inning Stats	R: 0 E: 0 K: 1 S: 6	H: 1 LOB: 1 BB: 0 P: 6	R: 0 E: 0 K: 0 S: 3	H: 0 LOB: 0 BB: 0 P: 3	R: 1 E: 0 K: 0 S: 4	H: 1 LOB: 0 BB: 4	R: 0 E: 0 K: 1 S: 7	H: 2 LOB: 2 BB: 0 P: 7	R: 0 E: 0 K: 0 S: 4	H: 1 LOB: 1 BB: 0 P: 4	R: 0 E: 0 K: 1 S: 5	H: 0 LOB: 0 BB: 0 P: 5	R: 0 E: 0 K: 0 S: 3	H: 1 LOB: 1 BB: 1 P: 7	R: 0 E: 0 K: 2 S: 7	H: 0 LOB: 0 BB: 0 P: 7	R: 2 E: 0 K: 0 S: 5	H: 2 LOB: 1 BB: 1 P: 9	1B: 8 2B: 2 3B: 0 HR: 2	SF: 0 SAC: 3 DP: 1 HBP: 0	WP: 0 PB: 0 SB: 0 CS: 0	PA: 49
PITCHER	IP WLS BF H R ER SO BB IBB HBP BLK WP HR S P ERA WHIP	Ken Johnson, R ERA: 2.17	Claude Raymond, R ERA: 1.54	Phil Niekro, R ERA: 4.3	PITCHER	IP WLS BF H R ER SO BB IBB HBP BLK WP HR S P ERA WHIP																

St. Louis Cardinals @ Atlanta Braves
Atlanta Stadium, Atlanta, GA
Thu Jun 13 1968, 7:05 PM EDT
Att. 20,254 - Unknown

AB 43
R 3
H 12
RBI 3
BB 3
SO 6
LOB 19



Batter	1	2	3	4	5	6	7	8	9	10	11	12	AB	R	H	RBI	BB	SO	LOB	BOTTOM				
Felipe Alou, R OBP: 0.367, SLG: 0.467 (1.8)			P3			SH2-4 1B		F9			F2		5	1	2	0	0	0	0					
Felix Millan, R OBP: 0.329, SLG: 0.358 (1.4)	6-3			P3		SH2-4		F7			F9		4	0	0	0	0	0	1					
Hank Aaron, R OBP: 0.320, SLG: 0.460 (1.9)	K			5-3		6-3			F2		P4		5	0	0	0	0	1	2					
Joe Torre, R OBP: 0.375, SLG: 0.540 (11, 2)	F9			K					L3				5	0	1	1	0	2	1					
Deron Johnson, R OBP: 0.275, SLG: 0.296 (11, 3)									F7				3	0	1	0	2	1	1					
Tommie Aaron, R OBP: 0.340, SLG: 0.360 (1.7)		G4-6-3 1B											5	0	2	0	0	0	2					
Bob Tillman, R OBP: 0.228, SLG: 0.285 (1.2)													3	0	0	0	0	2	1					
Sonny Jackson, L OBP: 0.284, SLG: 0.256 (11, 6)		K2-3								SH3-4			0	0	0	0	0	0	0					
Clete Boyer, R OBP: 0.265, SLG: 0.287 (12, PH)													1	0	0	0	0	0	2					
Marty Martinez, S OBP: 0.291, SLG: 0.346 (11, 5)				6-3				F8			F8		5	0	0	0	0	0	4					
Ken Johnson, R OBP: 0.077, SLG: 0.077 (8, PH)													2	0	0	0	0	1	2					
Bob Johnson, R OBP: 0.294, SLG: 0.250 (9.1)													1	0	0	0	0	1	0					
Claude Raymond, R OBP: 0.294, SLG: 0.250 (9.1)													0	0	0	0	0	0	0					
Tito Francona, L OBP: 0.417, SLG: 0.441 (10, PH)													1	0	0	0	0	1	1					
Phil Niekro, R OBP: 0.136, SLG: 0.273 (11, 1)													0	0	0	0	0	0	0					
Inning Stats	R: 0 E: 0 K: 1 S: 6	H: 1 LOB: 1 BB: 0 P: 6	R: 0 E: 0 K: 1 S: 5	H: 1 LOB: 0 BB: 0 P: 5	R: 0 E: 0 K: 0 S: 3	H: 0 LOB: 0 BB: 3	R: 0 E: 0 K: 1 S: 7	H: 0 LOB: 0 BB: 0 P: 7	R: 0 E: 0 K: 0 S: 4	H: 0 LOB: 1 BB: 0 P: 5	R: 0 E: 0 K: 1 S: 5	H: 0 LOB: 0 BB: 0 P: 5	R: 0 E: 0 K: 0 S: 3	H: 1 LOB: 1 BB: 0 P: 6	R: 0 E: 0 K: 1 S: 6	H: 0 LOB: 0 BB: 0 P: 3	R: 0 E: 0 K: 0 S: 3	H: 0 LOB: 0 BB: 0 P: 3	R: 0 E: 0 K: 1 S: 6	H: 1 LOB: 2 BB: 1 P: 10	1B: 6 2B: 0 3B: 0 HR: 0	SF: 0 SAC: 2 DP: 1 HBP: 0	WP: 0 PB: 0 SB: 0 CS: 0	PA: 44
PITCHER	IP WLS BF H R ER SO BB IBB HBP BLK WP HR S P ERA WHIP	Steve Carlton, L ERA: 2.53	Ron Willis, R ERA: 2.36	Joe Hoerner, L ERA: 2.29	Wayne Granger, R ERA: 6.00	Hal Gilson, L ERA: 4.57	PITCHER	IP WLS BF H R ER SO BB IBB HBP BLK WP HR S P ERA WHIP																

St. Louis Cardinals @ Atlanta Braves
Atlanta Stadium, Atlanta, GA
Thu Jun 13 1968, 7:05 PM EDT
Att. 20,254 - Unknown

AB 40
R 1
H 6
RBI 1
BB 2
SO 9
LOB 17



Batter	1	2	3	4	5	6	7	8	9	10	AB	R	H	RBI	BB	SO	LOB	TOP
Don Kessinger, S OBP: 0.316, SLG: 0.333 (1, 6)	F8		3B			FC4-6 BB		SH3-4 1B		CS 1B	4	0	3	0	1	0	0	Chicago Cubs @ Atlanta Braves Atlanta Stadium, Atlanta, GA Sat Jun 15 1968, 3:33 AM EDT Att: 27,263 - Cloudy - 80 F
Glenn Beckert, R OBP: 0.275, SLG: 0.328 (1, 4)	6-3		6-3			F8		SH3-4 1-2		CS 1-2	3	0	0	0	0	0	2	
Billy Williams, L OBP: 0.316, SLG: 0.456 (1, 7)	F9		4-3			FC4-6 1-2f		G4-6-3 IBB			3	0	0	0	1	0	2	
Ron Santo, R OBP: 0.357, SLG: 0.500 (1, 5)						F8		G4-6-3 1-2f			3	1	0	0	1	0	3	
14 Ernie Banks, R OBP: 0.306, SLG: 0.493 (1, 3)						4-3				F8	4	1	0	0	0	0	1	
Lou Johnson, R OBP: 0.312, SLG: 0.400 (1, 9)						F8				4-3	4	0	2	2	0	0	0	
Randy Hundley, R OBP: 0.287, SLG: 0.328 (1, 2)											4	0	1	0	0	1	2	
Adolfo Phillips, R OBP: 0.313, SLG: 0.361 (1, 8)						G5-4-3 1B					3	0	0	0	1	0	2	
Joe Niekro, R OBP: 0.143, SLG: 0.111 (7, PH)											2	0	0	0	0	2	0	
Al Spangler, L OBP: 0.344, SLG: 0.362 (7, 1)											1	0	0	0	0	1	2	
Darcy Fast, L OBP: 0.143, SLG: 0.143 (7, 1)											0	0	0	0	0	0	0	
Phil Regan, R OBP: 0.143, SLG: 0.143 (7, 1)											1	0	0	0	0	0	0	
Inning Stats	R: 0 E: 0 K: 0 S: 3	H: 0 LOB: 0 BB: 0 P: 3	R: 2 E: 1 K: 1 S: 6	H: 1 LOB: 0 BB: 1 P: 10	R: 0 E: 0 K: 1 S: 6	H: 1 LOB: 0 BB: 0 P: 6	R: 0 E: 0 K: 0 S: 3	H: 0 LOB: 0 BB: 0 P: 7	R: 0 E: 0 K: 1 S: 6	H: 1 LOB: 2 BB: 1 P: 10	R: 0 E: 0 K: 0 S: 3	H: 0 LOB: 0 BB: 0 P: 3	R: 0 E: 0 K: 0 S: 3	H: 1 LOB: 0 BB: 0 P: 3	1B: 3 2B: 2 3B: 2 HR: 0	SF: 0 SAC: 1 DP: 3 HBP: 0	WP: 0 PA: 38	
PITCHER	IP 7.0	WLS 27	H 4	R 2	ER 1	SO 4	BB 2	IBB 0	HBP 0	BLK 0	WP 0	HR 0	S 32	P 44	ERA 1.29	WHIP 0.857		
Mitt Pappas, R ERA: 5.17	(1, 1)																	
Cecil Upshaw, R ERA: 3.05	(8, 1)																	

Batter	1	2	3	4	5	6	7	8	9	10	AB	R	H	RBI	BB	SO	LOB	BOTTOM			
Marty Martinez, S OBP: 0.313, SLG: 0.339 (8, 6)	FC4-6 BB		K			CS BB		G3		F5	3	0	0	0	2	1	1	Chicago Cubs @ Atlanta Braves Atlanta Stadium, Atlanta, GA Sat Jun 15 1968, 3:33 AM EDT Att: 27,263 - Cloudy - 80 F			
Felix Millan, R OBP: 0.329, SLG: 0.357 (1, 4)	F4		F8			5-3 1-2					5	1	2	0	0	0	2				
Hank Aaron, R OBP: 0.320, SLG: 0.464 (1, 9)	FC4-6 1-2f					P5					5	0	2	1	0	0	2				
Joe Torre, R OBP: 0.356, SLG: 0.500 (1, 2)	K					G5-3 BB 1B					4	0	0	0	0	2	3				
Tito Francona, L OBP: 0.427, SLG: 0.437 (1, 7)											1	1	0	0	3	0	1				
Deron Johnson, R OBP: 0.280, SLG: 0.322 (1, 3)						HR BB					4	1	1	2	0	1	3				
Sonny Jackson, L OBP: 0.286, SLG: 0.259 (7, PH)											2	0	1	0	0	0	1				
Bob Johnson, R OBP: 0.304, SLG: 0.273 (8, 5)	FC6-4 1-2f					G5-3					2	0	0	0	0	0	0				
Mike Lum, L OBP: 0.267, SLG: 0.286 (7, PH)											2	0	0	0	0	0	2				
Tommy Aaron, R OBP: 0.333, SLG: 0.344 (8, 1)	6-3					1B					0	0	0	0	1	0	0				
Cecil Upshaw, R OBP: 0.333, SLG: 0.333 (8, 1)						1-3					1	0	1	0	0	0	0				
Mitt Pappas, R OBP: 0.056, SLG: 0.056 (7, PH)											2	0	0	0	0	0	0				
Felipe Alou, R OBP: 0.363, SLG: 0.462 (8, 8)											2	0	0	0	0	1	2				
Inning Stats	R: 0 E: 0 K: 1 S: 5	H: 0 LOB: 1 BB: 1 P: 9	R: 0 E: 0 K: 1 S: 5	H: 0 LOB: 1 BB: 1 P: 9	R: 0 E: 0 K: 1 S: 5	H: 0 LOB: 0 BB: 0 P: 5	R: 2 E: 0 K: 0 S: 5	H: 2 LOB: 1 BB: 1 P: 9	R: 0 E: 0 K: 0 S: 2	H: 0 LOB: 0 BB: 1 P: 6	R: 0 E: 0 K: 1 S: 5	H: 1 LOB: 1 BB: 1 P: 9	R: 0 E: 0 K: 0 S: 4	H: 1 LOB: 1 BB: 0 P: 4	R: 0 E: 0 K: 1 S: 6	H: 1 LOB: 1 BB: 0 P: 6	R: 1 E: 0 K: 0 S: 3	H: 2 LOB: 1 BB: 0 P: 3	1B: 5 2B: 1 3B: 0 HR: 1	SF: 0 SAC: 0 DP: 1 HBP: 0	WP: 0 PA: 39
PITCHER	IP 6.0	WLS 24	H 3	R 2	ER 2	SO 4	BB 5	IBB 0	HBP 0	BLK 0	WP 0	HR 1	S 27	P 47	ERA 3.00	WHIP 1.333					
Joe Niekro, R ERA: 5.25	(1, 1)																				
Darcy Fast, L ERA: 2.64	(7, 1)																				
Phil Regan, R ERA: 2.64	(7, 1)																				

Chicago Cubs @ Atlanta Braves
Atlanta Stadium, Atlanta, GA
Sat Jun 15 1968, 3:33 AM EDT
Att: 27,263 - Cloudy - 80 F

AB 32
R 2
H 6
RBI 2
BB 4
SO 4
LOB 14



Chicago Cubs @ Atlanta Braves
Atlanta Stadium, Atlanta, GA
Sat Jun 15 1968, 3:33 AM EDT
Att: 27,263 - Cloudy - 80 F

AB 33
R 3
H 7
RBI 3
BB 6
SO 5
LOB 17



Batter	1	2	3	4	5	6	7	8	9	10	11	AB	R	H	RBI	BB	SO	LOB	TOP			
Don Kessinger, S OBP: 0.314, SLG: 0.331	1-3		BLK 1B		6-3		FC4-6			K		5	0	1	0	0	1	3				
Glenn Beckert, R OBP: 0.273, SLG: 0.325	5-3		F8		K2-3					F9		5	0	1	0	0	1	1				
Billy Williams, L OBP: 0.322, SLG: 0.455	1B BB		BB				F9			F8		3	0	1	0	2	0	1				
Ron Santo, R OBP: 0.358, SLG: 0.498	1B		F8				K			F8		5	0	2	0	0	1	3				
14 Ernie Banks, R OBP: 0.300, SLG: 0.482	F3				F8		P1			G4-6-3		5	0	0	0	0	0	4				
Lou Johnson, R OBP: 0.295, SLG: 0.391		1-3		BLK HBP			F7			5-3		4	0	0	0	0	0	0				
Randy Hundley, R OBP: 0.290, SLG: 0.330		K		F7			5-3					5	0	2	0	0	1	1				
Adolfo Phillips, R OBP: 0.315, SLG: 0.367		5-3		F7			S 2B			K		5	0	2	0	0	1	2				
Fergie Jenkins, R OBP: 0.295, SLG: 0.222 Al Spangler, L OBP: 0.358, SLG: 0.356 Chuck Hartenstein, R OBP: 0.286, SLG: 0.286			L4				FC4-6 BB			K		3	0	1	0	1	1	1				
Inning Stats	R: 0 E: 0 K: 2 S: 4	H: 1 LOB: 2 BB: 1 P: 8	R: 0 E: 0 K: 1 S: 5	H: 0 LOB: 0 BB: 0 P: 5	R: 0 E: 0 K: 0 S: 4	H: 1 LOB: 2 BB: 1 P: 8	R: 0 E: 0 K: 0 S: 3	H: 0 LOB: 1 BB: 0 P: 4	R: 0 E: 0 K: 1 S: 5	H: 1 LOB: 2 BB: 1 P: 8	R: 0 E: 0 K: 0 S: 4	H: 2 LOB: 1 BB: 0 P: 4	R: 0 E: 0 K: 2 S: 8	H: 1 LOB: 1 BB: 0 P: 8	R: 0 E: 0 K: 1 S: 6	H: 1 LOB: 1 BB: 0 P: 6	R: 0 E: 0 K: 0 S: 5	H: 2 LOB: 2 BB: 0 P: 5	1B: 9 2B: 1 3B: 0 HR: 0	SF: 0 SAC: 0 DP: 1 HBP: 1	WP: 0 PB: 0 SB: 1 CS: 0	PA: 45
PITCHER	IP 9.0	WLS 3	BF 36	H 7	R 0	ER 0	SO 5	BB 3	IBB 0	HBP 1	BLK 2	WP 0	HR 0	S 42	P 55	ERA 0.00	WHIP 1.111					
Phil Niekro, R ERA: 3.85	(1, 1)																					
Jim Britton, R ERA: 2.53	(10, 1)	2.0	W	9	3	0	0	1	0	0	0	0	0	0	0	11	11	0.00	1.500			

Chicago Cubs @ Atlanta Braves
Atlanta Stadium, Atlanta, GA
Sun Jun 16 1968, 3:33 AM EDT
Att: 18,356 - Sunny - 90 F

AB	41
R	0
H	10
RBI	0
BB	3
SO	6
LOB	18



Batter	1	2	3	4	5	6	7	8	9	10	11	AB	R	H	RBI	BB	SO	LOB	BOTTOM					
Felipe Alou, R OBP: 0.360, SLG: 0.457	K		FC5-4 1B		K			F2		F5		5	0	1	0	0	2	2						
Felix Milan, R OBP: 0.327, SLG: 0.354	F9		FC5-4 1B		6-3			F8				5	0	1	0	0	0	1						
Hank Aaron, R OBP: 0.322, SLG: 0.465	2B		FC5-4 1B				5-3	4-3				4	1	1	0	1	0	2						
Joe Torre, R OBP: 0.349, SLG: 0.495	K		F8				K			6-3		5	0	1	1	0	2	3						
Tito Francona, L OBP: 0.430, SLG: 0.434 Jim Britton, R OBP: 0.286, SLG: 0.286		BB		G6-4-3 1B			K			K		3	0	1	0	1	2	0						
Deron Johnson, R OBP: 0.273, SLG: 0.313		K		G6-4-3			5-3			F5		4	0	0	0	0	1	2						
Sonny Jackson, L OBP: 0.281, SLG: 0.254		F9		P6			F3			2-3		4	0	0	0	0	0	1						
Marty Martinez, S OBP: 0.338, SLG: 0.344		F7		SH1 BB						BB		2	0	1	0	2	0	1						
Phil Niekro, R ERA: 2.42 Chuck Hartenstein, R ERA: 4.25			F8		SH1		F7			F8		2	0	0	0	0	0	1						
Inning Stats	R: 0 E: 0 K: 2 S: 8	H: 1 LOB: 1 BB: 0 P: 8	R: 0 E: 0 K: 1 S: 5	H: 0 LOB: 1 BB: 1 P: 9	R: 0 E: 0 K: 0 S: 5	H: 2 LOB: 2 BB: 1 P: 5	R: 0 E: 0 K: 0 S: 3	H: 1 LOB: 2 BB: 1 P: 3	R: 0 E: 0 K: 1 S: 5	H: 0 LOB: 0 BB: 0 P: 7	R: 0 E: 0 K: 2 S: 7	H: 1 LOB: 1 BB: 0 P: 4	R: 0 E: 0 K: 0 S: 3	H: 0 LOB: 0 BB: 0 P: 3	R: 0 E: 0 K: 1 S: 5	H: 0 LOB: 0 BB: 0 P: 5	R: 0 E: 0 K: 0 S: 3	H: 0 LOB: 1 BB: 1 P: 7	R: 1 E: 0 K: 0 S: 2	H: 1 LOB: 1 BB: 1 P: 6	1B: 4 2B: 2 3B: 0 HR: 0	SF: 0 SAC: 1 DP: 1 HBP: 0	WP: 0 PB: 0 SB: 0 CS: 0	PA: 40
PITCHER	IP 10.0	WLS 0	BF 37	H 5	R 0	ER 0	SO 7	BB 3	IBB 0	HBP 0	BLK 0	WP 0	HR 0	S 48	P 60	ERA 0.00	WHIP 0.800							
Fergie Jenkins, R ERA: 2.42	(1, 1)																							
Chuck Hartenstein, R ERA: 4.25	(11, 1)	0.1	L	3	1	1	0	1	0	0	0	0	0	0	0	2	6	27.00	6.000					

Chicago Cubs @ Atlanta Braves
Atlanta Stadium, Atlanta, GA
Sun Jun 16 1968, 3:33 AM EDT
Att: 18,356 - Sunny - 90 F

AB	35
R	1
H	6
RBI	1
BB	4
SO	7
LOB	14



Batter	1	2	3	4	5	6	7	8	9	AB	R	H	RBI	BB	SO	LOB	TOP					
Pete Rose, S OBP: 0.411, SLG: 0.479 (1, 9)	0-0 6-3		0-0 FC6-4 1B 2H		0-3 K			0-0 FC1-5 1B		4	0	2	1	0	1	0	Cincinnati Reds @ Atlanta Braves Atlanta Stadium, Atlanta, GA Mon Jun 17 1968, 7:05 PM EDT Att: 10,352 - Unknown					
Tommy Helms, R OBP: 0.317, SLG: 0.388 (1, 4)	0-0 F9		0-0 FC6-4 1B			0-0 P9		0-0 FC1-5 G4-6-3		4	0	1	0	0	0	2						
Alex Johnson, R OBP: 0.352, SLG: 0.389 (1, 7)	0-0 4-3		0-0 FC6-4 CS			0-3 K		0-0 G4-6-3		4	0	0	0	0	1	4						
Tony Perez, R OBP: 0.312, SLG: 0.386 (1, 5)		0-0 F3	0-0 CS	0-0 4-3			0-0 F9		0-0 6-3	4	0	0	0	0	0	0						
Vada Pinson, L OBP: 0.322, SLG: 0.396 (1, 8)		0-0 F7		0-0 P6				0-0 P6	0-0 E1	4	0	0	0	0	0	0						
Lee May, R OBP: 0.327, SLG: 0.404 (1, 3)		0-0 E5		0-0 P6				0-0 F8	0-0 P3	4	0	0	0	0	0	1						
Johnny Bench, R OBP: 0.300, SLG: 0.400 (1, 2)		0-3 K		0-0 P4				0-0 FC6-4 1B	4-0 FC6-4 IBB	3	0	1	0	1	1	1						
Leo Cardenas, R OBP: 0.259, SLG: 0.237 (1, 6)			4-0 SH1-4 1B BB		0-3 K			0-0 FC6-4	0-0 FC6-4	3	1	0	0	1	1	3						
Jim Maloney, L OBP: 0.286, SLG: 0.407 (1, 1)			0-0 SH1-4		0-0 HR			0-0 FC1-5 1B		1	1	1	1	0	0	0						
Fred Whitfield, L OBP: 0.250, SLG: 0.258 (8, PH)										1	0	1	0	0	0	0						
Giraldo Ruiz, S OBP: 0.462, SLG: 0.412 (8, PR)										0	0	0	0	0	0	0						
Ted Abernathy, R (8, 1)										0	0	0	0	0	0	0						
Inning Stats	R: 0 E: 0 K: 0 S: 3	H: 0 LOB: 0 BB: 0 P: 3	R: 0 E: 1 K: 1 S: 6	H: 0 LOB: 1 BB: 0 P: 6	R: 1 E: 0 K: 0 S: 4	H: 2 LOB: 1 BB: 1 P: 8	R: 0 E: 0 K: 0 S: 3	H: 0 LOB: 0 BB: 0 P: 3	R: 1 E: 0 K: 2 S: 8	H: 1 LOB: 0 BB: 0 P: 8	R: 0 E: 0 K: 1 S: 5	H: 0 LOB: 0 BB: 0 P: 5	R: 0 E: 0 K: 0 S: 4	H: 1 LOB: 1 BB: 0 P: 4	R: 0 E: 0 K: 0 S: 4	H: 2 LOB: 2 BB: 0 P: 4	R: 0 E: 1 K: 0 S: 4	H: 0 LOB: 0 BB: 1 P: 8	1B: 5 2B: 0 3B: 0 HR: 1	SF: 0 SAC: 1 DP: 1 HBP: 0	WP: 0 PB: 0 SB: 0 CS: 1	PA: 36
PITCHER Pat Jarvis, R ERA: 2.09 (1, 1)	IP: 9.0 WLS: W BF: 35 H: 6 R: 2 ER: 2 SO: 4 BB: 1 IBB: 1 HBP: 0 BLK: 0 WP: 0 HR: 1 S: 41 P: 49 ERA: 2.00 WHIP: 0.778																					

AB	32
R	2
H	6
RBI	2
BB	2
SO	4
LOB	11



Batter	1	2	3	4	5	6	7	8	9	AB	R	H	RBI	BB	SO	LOB	BOTTOM					
Felipe Alou, R OBP: 0.361, SLG: 0.459 (1, 8)	0-0 P5		0-0 3-1		0-0 1B		0-0 6-3		0-0 E	5	1	2	0	0	0	0	Cincinnati Reds @ Atlanta Braves Atlanta Stadium, Atlanta, GA Mon Jun 17 1968, 7:05 PM EDT Att: 10,352 - Unknown					
Felix Milan, R OBP: 0.324, SLG: 0.351 (1, 4)	0-0 F7			0-0 6-3	0-0 G6-4-3 1B		0-3 K		0-0 E5	5	0	1	1	0	1	0						
Hank Aaron, R OBP: 0.324, SLG: 0.478 (1, 9)	0-0 6-3				0-0 G6-4-3 1B					4	1	2	1	0	0	2						
Joe Torre, R OBP: 0.336, SLG: 0.476 (1, 2)		0-0 L6		0-3 K		0-0 P4	0-0 F7			4	0	0	0	0	1	1						
Tito Francona, L OBP: 0.432, SLG: 0.431 (1, 7)		0-0 5-3 1B		4-0 1B BB		0-0 L5		0-0 G3		3	0	1	0	1	0	0						
Deron Johnson, R OBP: 0.278, SLG: 0.313 (1, 3)		0-0 5-3 1B		0-0 FC6-4 1B		4-0 2B BB		0-0 1-3		3	0	1	0	1	0	1						
Sonny Jackson, L OBP: 0.284, SLG: 0.263 (1, 6)		0-0 6-3		0-0 FC6-4		0-0 2B		0-0 CS 1B		4	0	2	0	0	0	3						
Marty Martinez, S OBP: 0.347, SLG: 0.344 (1, 5)			0-3 K		0-0 1B 1B		4-0 IBB		0-0 CS 6-3	3	1	1	0	1	1	0						
Pat Jarvis, R OBP: 0.171, SLG: 0.128 (1, 1)			0-0 4-3		0-0 B1		0-3 K		0-3 K	4	0	0	0	0	2	4						
Inning Stats	R: 0 E: 0 K: 0 S: 3	H: 0 LOB: 0 BB: 0 P: 3	R: 0 E: 0 K: 0 S: 4	H: 1 LOB: 0 BB: 0 P: 4	R: 0 E: 0 K: 1 S: 5	H: 0 LOB: 0 BB: 0 P: 5	R: 1 E: 0 K: 1 S: 7	H: 2 LOB: 2 BB: 1 P: 11	R: 1 E: 0 K: 0 S: 5	H: 3 LOB: 1 BB: 0 P: 5	R: 0 E: 0 K: 1 S: 6	H: 1 LOB: 3 BB: 2 P: 14	R: 0 E: 0 K: 1 S: 6	H: 1 LOB: 1 BB: 0 P: 6	R: 0 E: 0 K: 0 S: 3	H: 1 LOB: 0 BB: 0 P: 3	R: 1 E: 1 K: 1 S: 6	H: 1 LOB: 1 BB: 0 P: 6	1B: 7 2B: 2 3B: 0 HR: 1	SF: 0 SAC: 0 DP: 1 HBP: 0	WP: 0 PB: 0 SB: 0 CS: 1	PA: 39
PITCHER Jim Maloney, R ERA: 3.35 (1, 1)	IP: 7.0 WLS: L BF: 31 H: 8 R: 2 ER: 2 SO: 4 BB: 2 IBB: 1 HBP: 0 BLK: 0 WP: 0 HR: 1 S: 36 P: 48 ERA: 2.57 WHIP: 1.429																					
Ted Abernathy, R ERA: 0.55 (8, 1)	IP: 1.2 WLS: L BF: 7 H: 2 R: 1 ER: 0 SO: 1 BB: 0 IBB: 0 HBP: 0 BLK: 0 WP: 0 HR: 0 S: 9 P: 9 ERA: 0.00 WHIP: 1.200																					



Batter	1	2	3	4	5	6	7	8	9	AB	R	H	RBI	BB	SO	LOB	TOP										
Pete Rose, S OBP: 0.421, SLG: 0.500 (1, 9)										5	2	5	1	0	0	0	Cincinnati Reds @ Atlanta Braves Atlanta Stadium, Atlanta, GA Tue Jun 18 1968, 7:05 PM EDT Att: 12,021 - Unknown										
Tommy Helms, R OBP: 0.319, SLG: 0.396 (1, 4)										5	0	2	2	0	0	4											
Vada Pinson, L OBP: 0.320, SLG: 0.396 (1, 8)										5	0	1	0	0	0	5											
Fred Whitfield, L OBP: 0.250, SLG: 0.246 Ted Abernathy, R (7, 1)										3	1	0	0	1	0	5											
Mack Jones, L OBP: 0.321, SLG: 0.326 (1, 7)										4	1	1	2	1	1	2											
Johnny Bench, R OBP: 0.302, SLG: 0.418 (1, 2)										5	1	2	2	0	0	3											
Giraldo Ruiz, S OBP: 0.409, SLG: 0.359 (1, 5)										5	0	0	0	0	1	0											
Leo Cardenas, R OBP: 0.259, SLG: 0.237 (1, 6)										4	1	1	0	0	1	0											
Tony Cloninger, R (6, PH) Don Pavletich, R OBP: 0.148, SLG: 0.148 Clay Carroll, R (6, 1) Lee May, R OBP: 0.330, SLG: 0.407 (7, 3)										0	0	0	0	0	0	0											
Inning Stats	R: 0 E: 1 K: 0 S: 5	H: 1 LOB: 3 BB: 1 P: 9	R: 0 E: 0 K: 0 S: 5	H: 0 LOB: 0 BB: 0 P: 5	R: 1 E: 0 K: 0 S: 5	H: 2 LOB: 1 BB: 0 P: 5	R: 3 E: 0 K: 0 S: 8	H: 5 LOB: 2 BB: 0 P: 8	R: 0 E: 0 K: 2 S: 7	H: 0 LOB: 0 BB: 0 P: 7	R: 0 E: 0 K: 0 S: 5	H: 2 LOB: 2 BB: 0 P: 5	R: 1 E: 0 K: 0 S: 3	H: 1 LOB: 0 BB: 1 P: 7	R: 0 E: 0 K: 0 S: 4	H: 2 LOB: 1 BB: 0 P: 4		R: 2 E: 0 K: 0 S: 4	H: 1 LOB: 0 BB: 1 P: 8	1B: 6 2B: 5 3B: 1 HR: 2	SF: 0 SAC: 1 DP: 0 HBP: 0	WP: 0 PB: 0 SB: 0 CS: 1	PA: 43				
PITCHER	IP	WLS	BF	H	R	ER	SO	BB	IBB	HBP	BLK	WP	HR	S	P	ERA	WHIP										
Ken Johnson, R ERA: 2.41 (1, 1)	3.1		17	5	3	3	1	1	0	0	0	0	1	18	22	8.10	1.800										
Jim Britton, R ERA: 2.73 (4, 1)	3.2		17	6	2	2	2	1	0	0	0	0	0	20	24	4.91	1.909										
Claude Raymond, R ERA: 2.13 (8, 1)	2.0	L	9	3	2	2	0	1	0	0	0	0	1	8	12	9.00	2.000										

Batter	1	2	3	4	5	6	7	8	9	AB	R	H	RBI	BB	SO	LOB	BOTTOM										
Felipe Alou, R OBP: 0.362, SLG: 0.462 (1, 8)										5	1	2	1	0	2	0	Cincinnati Reds @ Atlanta Braves Atlanta Stadium, Atlanta, GA Tue Jun 18 1968, 7:05 PM EDT Att: 12,021 - Unknown										
Felix Milten, R OBP: 0.324, SLG: 0.351 (1, 4)										3	0	1	0	0	0	0											
Hank Aaron, R OBP: 0.331, SLG: 0.479 (1, 9)										2	1	1	1	2	1	0											
Joe Torre, R OBP: 0.333, SLG: 0.462 (1, 2)										3	0	0	1	1	2	2											
Tito Francona, L OBP: 0.426, SLG: 0.420 (1, 7)										3	0	0	0	1	0	3											
Deron Johnson, R OBP: 0.277, SLG: 0.312 (1, 3)										4	0	1	0	0	1	1											
Sonny Jackson, L OBP: 0.284, SLG: 0.272 (1, 6)										4	1	1	0	0	0	2											
Marty Martinez, S OBP: 0.355, SLG: 0.343 (1, 5)										3	1	1	1	1	0	0											
Ken Johnson, R OBP: 0.077, SLG: 0.077 (1, 1) Jim Britton, R OBP: 0.250, SLG: 0.250 (4, 1) Mike Lum, L OBP: 0.260, SLG: 0.278 (7, PH) Claude Raymond, R (8, 1) Sandy Valdespino, L OBP: 0.323, SLG: 0.262 (9, PH)										0	1	0	0	0	0	0											
Inning Stats	R: 1 E: 1 K: 2 S: 7	H: 0 LOB: 0 BB: 1 P: 11	R: 0 E: 0 K: 0 S: 3	H: 1 LOB: 0 BB: 0 P: 3	R: 2 E: 0 K: 0 S: 4	H: 1 LOB: 2 BB: 3 P: 16	R: 1 E: 0 K: 1 S: 6	H: 2 LOB: 0 BB: 0 P: 6	R: 0 E: 0 K: 2 S: 7	H: 0 LOB: 0 BB: 0 P: 7	R: 0 E: 0 K: 0 S: 3	H: 0 LOB: 1 BB: 1 P: 7	R: 1 E: 0 K: 1 S: 8	H: 3 LOB: 2 BB: 0 P: 8	R: 0 E: 0 K: 0 S: 3	H: 0 LOB: 0 BB: 0 P: 3		R: 0 E: 0 K: 0 S: 3	H: 0 LOB: 0 BB: 0 P: 3	1B: 5 2B: 1 3B: 1 HR: 0	SF: 0 SAC: 2 DP: 2 HBP: 0	WP: 0 PB: 0 SB: 0 CS: 1	PA: 37				
PITCHER	IP	WLS	BF	H	R	ER	SO	BB	IBB	HBP	BLK	WP	HR	S	P	ERA	WHIP										
Tony Cloninger, R ERA: 5.67 (1, 1)	5.0		21	4	4	3	5	3	1	0	0	0	0	7	11	5.40	1.400										
Clay Carroll, R ERA: 4.18 (6, 1)	1.2		8	2	1	1	0	1	0	0	0	0	0	7	11	5.40	1.800										
Ted Abernathy, R ERA: 0.53 (7, 1)	2.1	W	8	1	0	0	1	0	0	0	0	0	0	10	10	0.00	0.429										



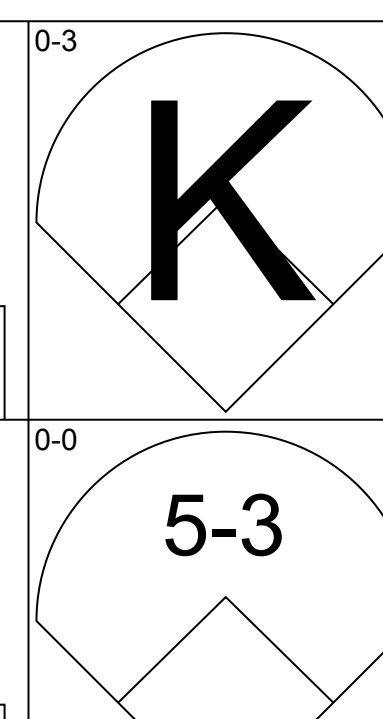
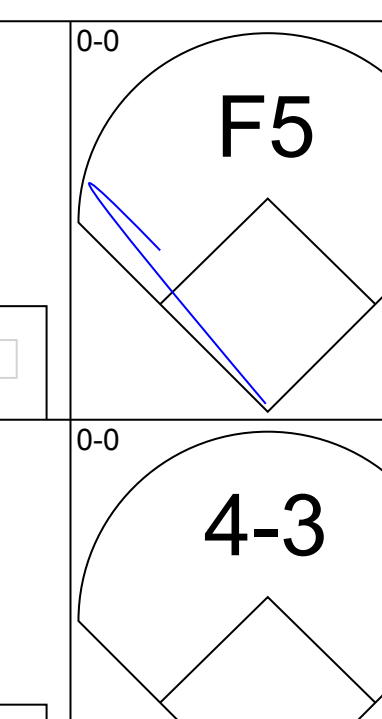
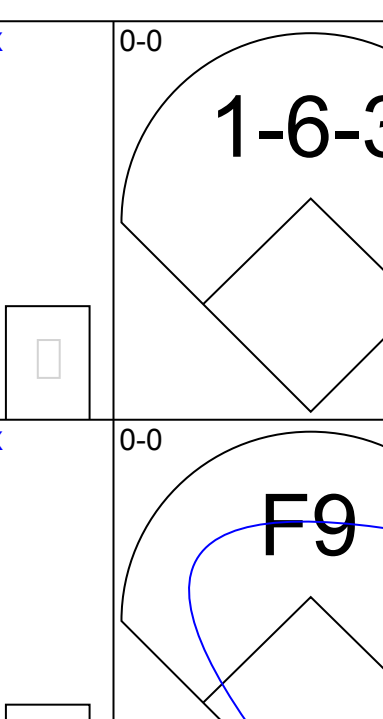
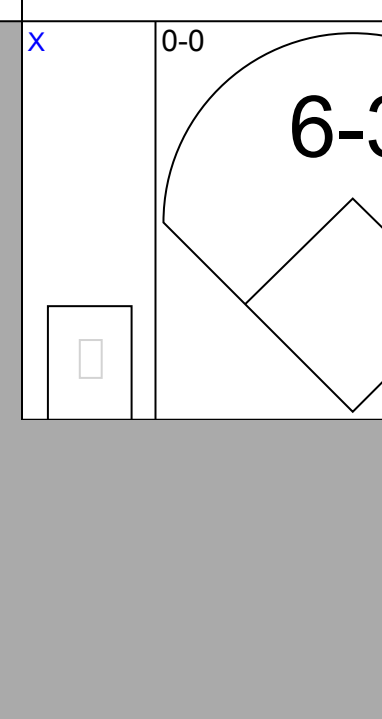
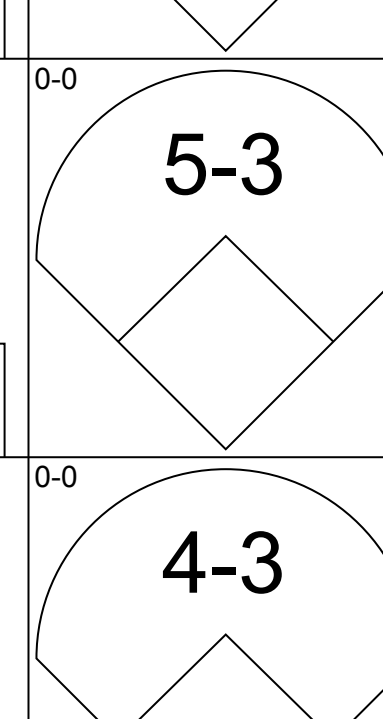
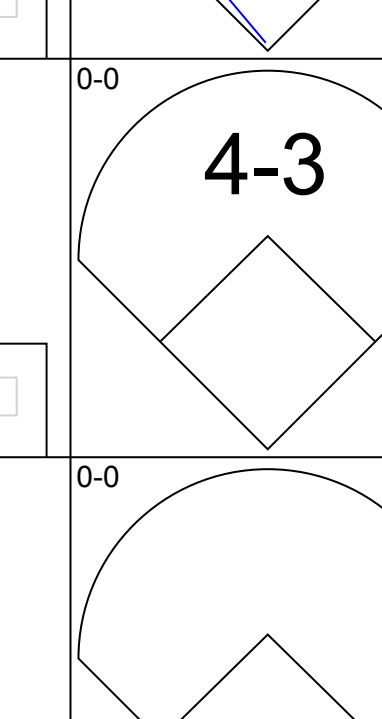
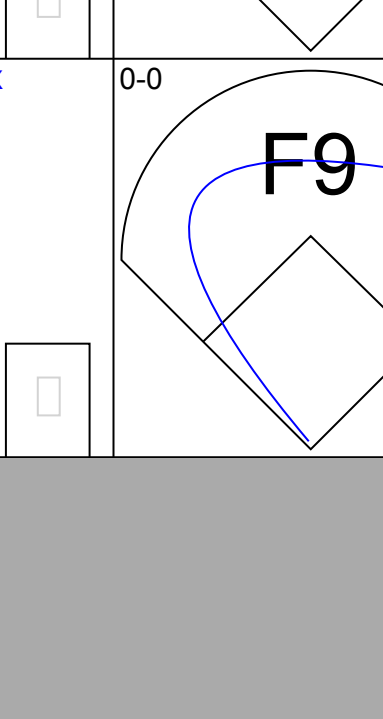
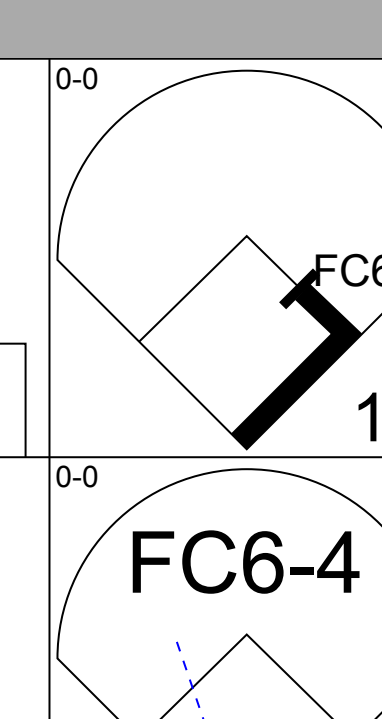
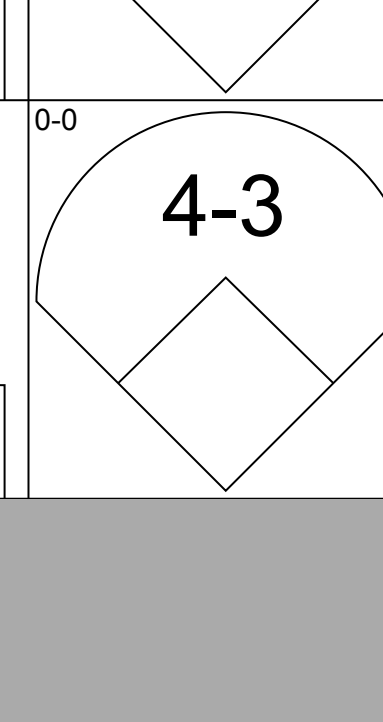
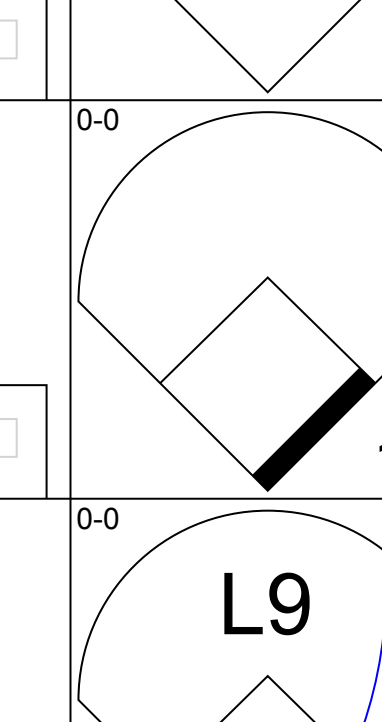

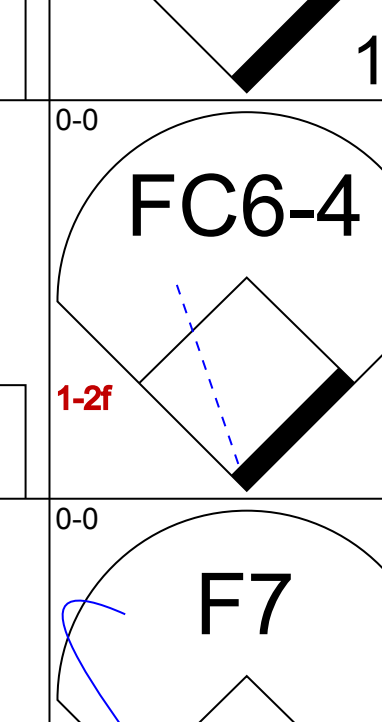
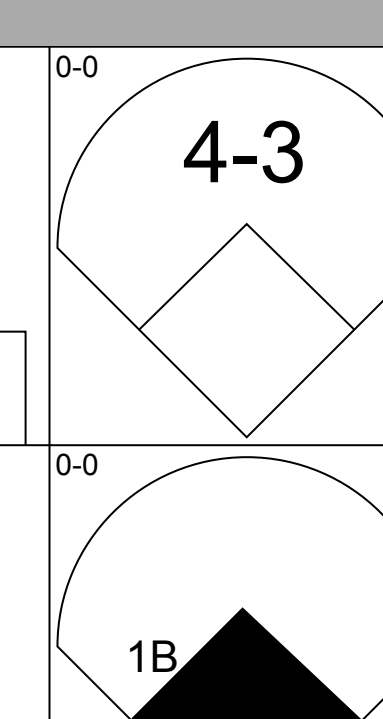
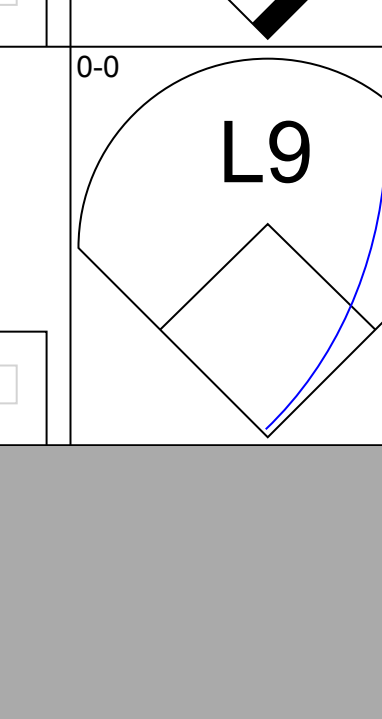

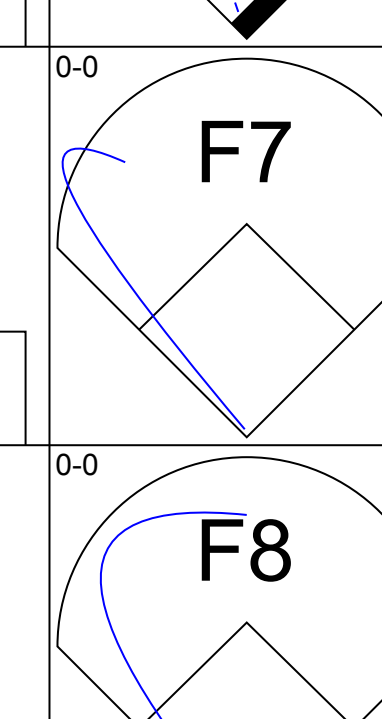
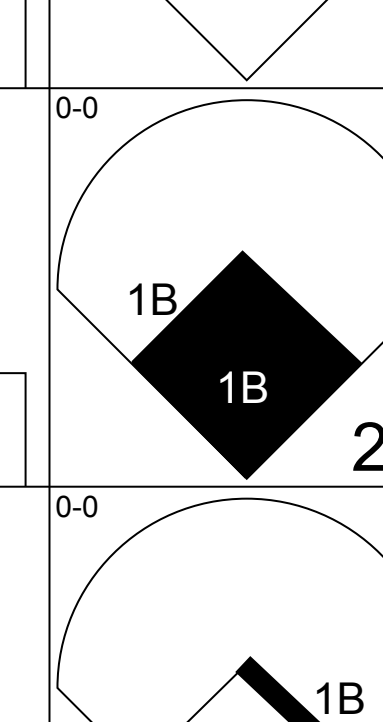
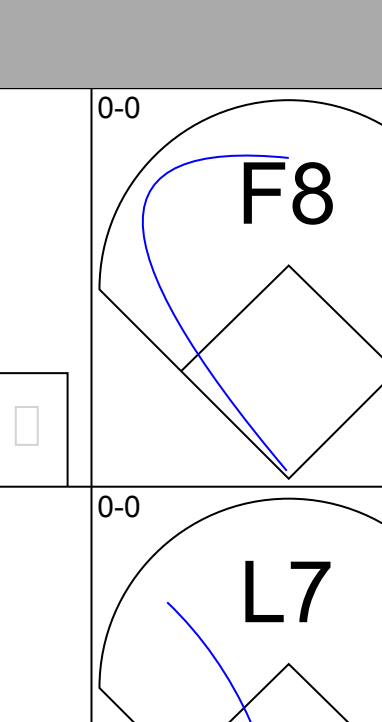

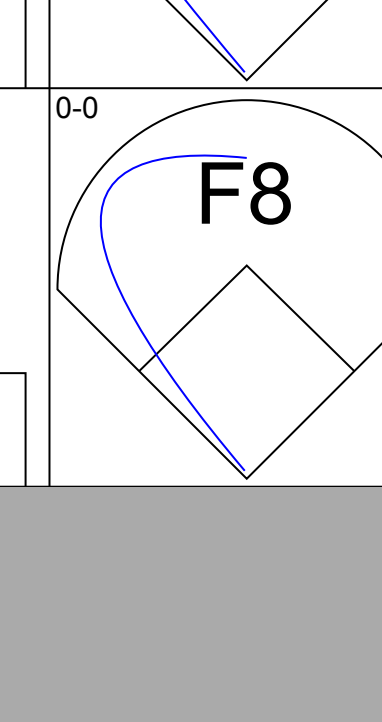
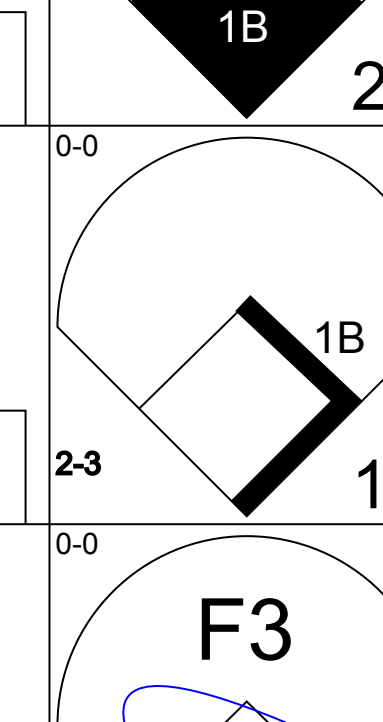
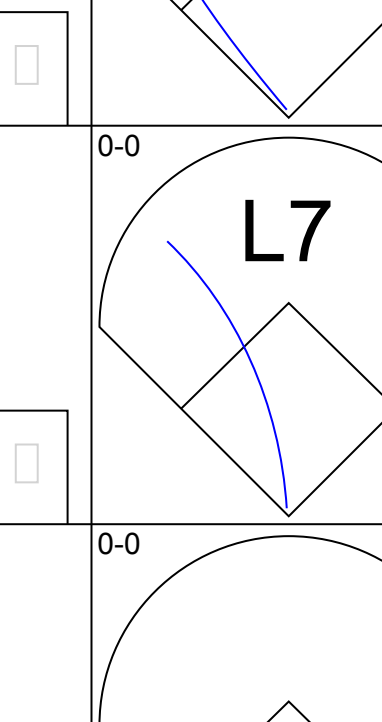

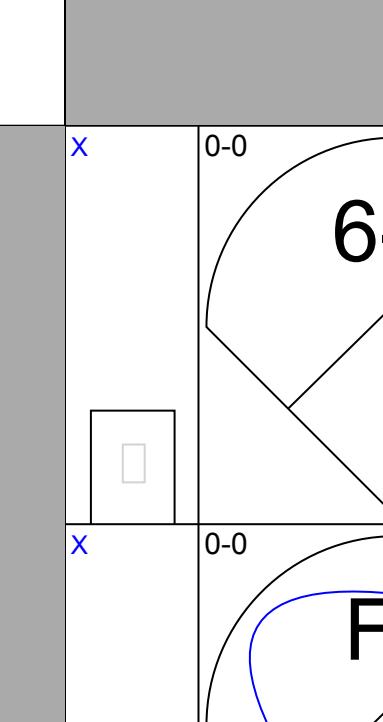
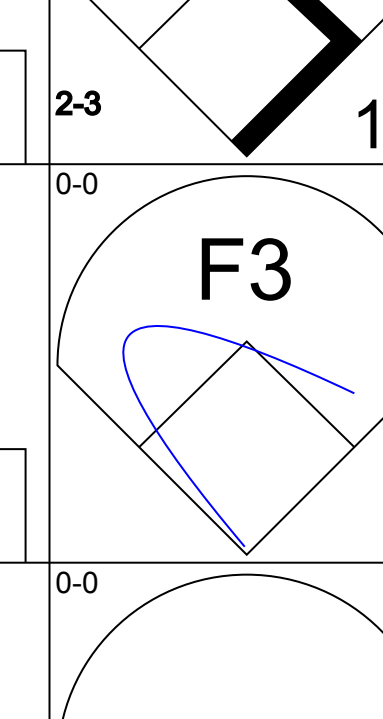

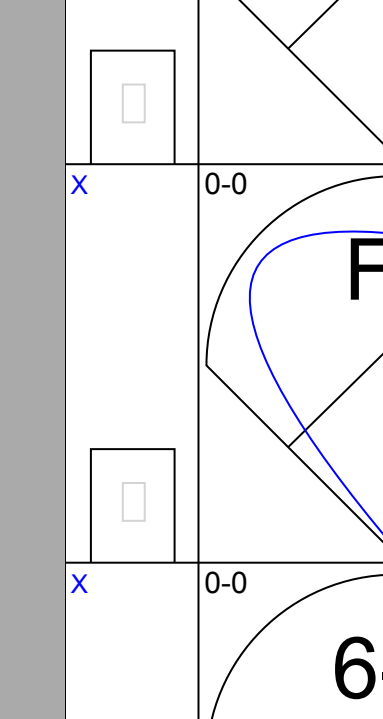
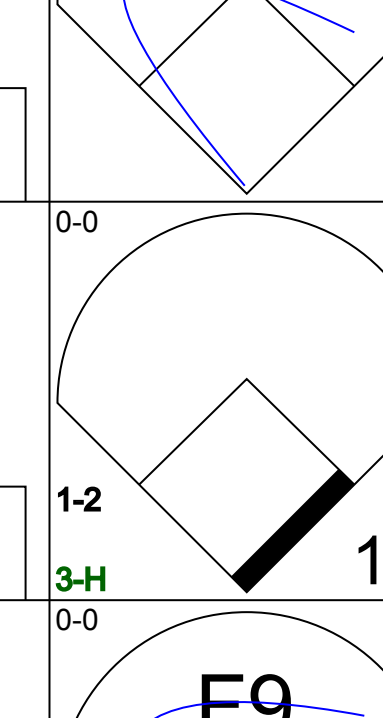
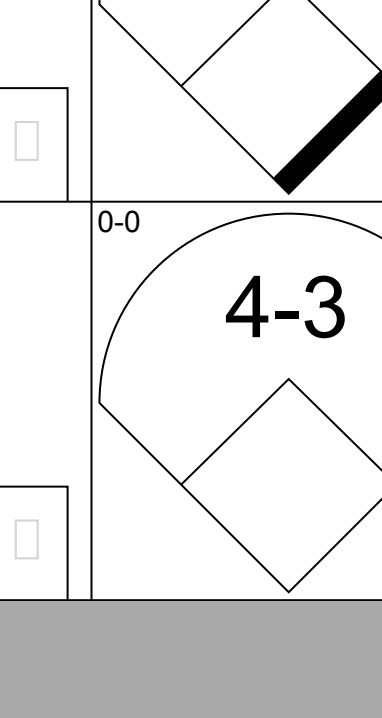
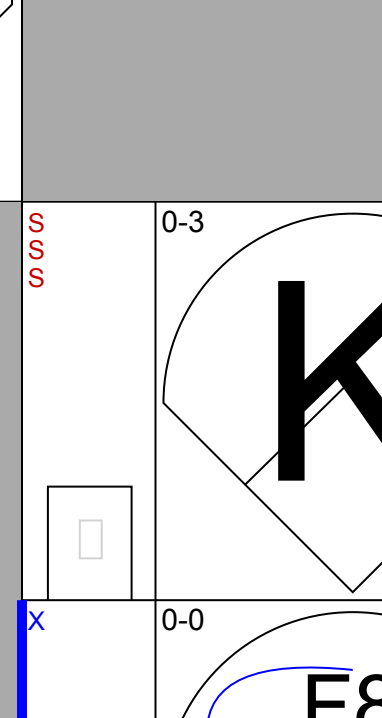
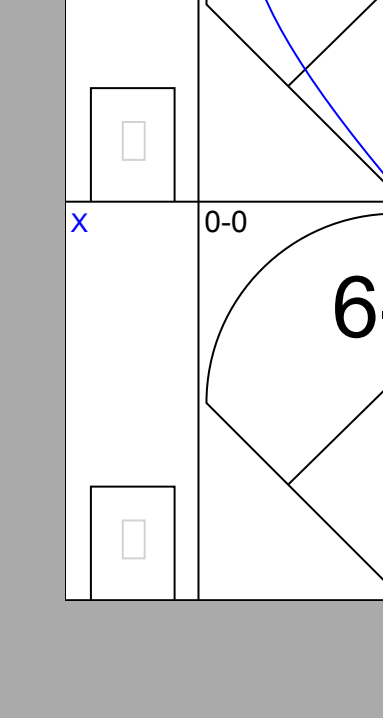
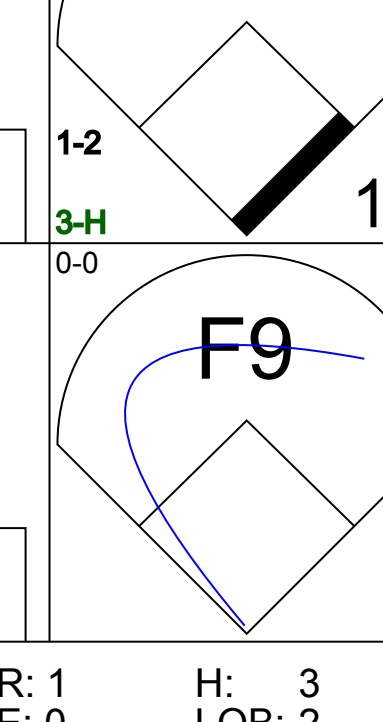
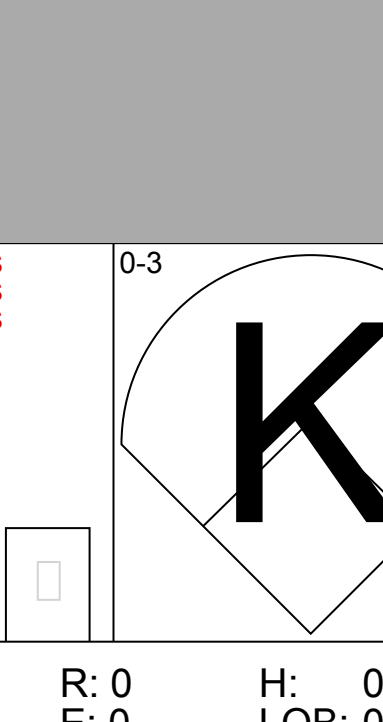
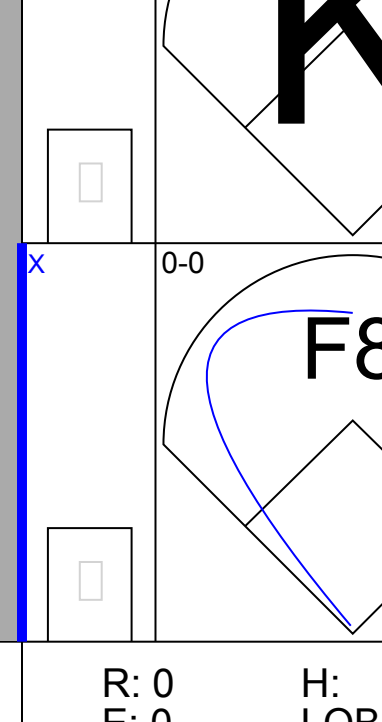
Batter	1	2	3	4	5	6	7	8	9	AB	R	H	RBI	BB	SO	LOB	TOP		
Pete Rose, S OBP: 0.419, SLG: 0.494 (1, 9)	0-0 1-3		4-0 BB			0-3 K		0-0 F8		3	0	0	0	1	1	1	Cincinnati Reds @ Atlanta Braves Atlanta Stadium, Atlanta, GA Wed Jun 19 1968, 7:05 PM EDT Att: 10,174 - Unknown		
Tommy Helms, R OBP: 0.314, SLG: 0.390 (1, 4)	0-0 6-3		0-0 L7			0-0 F8			0-0 1-3	4	0	0	0	0	0	2			
Vada Pinson, L OBP: 0.319, SLG: 0.398 (1, 8)	0-0 F5			0-0 F9			0-0 F7		0-0 2B	4	1	1	0	0	0	0			
Fred Whitfield, L OBP: 0.263, SLG: 0.274 (1, 3)		0-0 G4-6-3 1B		0-3 K		0-3 K		0-0 2B	0-0 6-3 2B	4	0	2	1	0	2	0			
Mack Jones, L OBP: 0.298, SLG: 0.298 (1, 7)		0-0 G4-6-3 1-2		0-0 4-3		0-0 E4		0-0 2B	0-0 6-3 2B	4	0	0	0	0	0	2			
Johnny Bench, R OBP: 0.297, SLG: 0.410 (1, 2)		0-0 P4			0-0 4-3		0-0 F9		0-0 F8	4	0	0	0	0	0	2			
Giraldo Ruiz, S OBP: 0.383, SLG: 0.333 (1, 5)			0-0 5-3		0-0 4-3			0-0 3-1		3	0	0	0	0	0	0			
Leo Cardenas, R OBP: 0.260, SLG: 0.235 (1, 6)			4-0 WP SH3-4 BB		0-0 6-3			0-0 6-3		2	0	0	0	1	0	0			
Billy McCool, R OBP: 0.357, SLG: 0.457 (1, 8)	0-0 F8		0-0 3-1		0-0 1B		0-0 F7		0-0 5-3	5	0	1	1	0	0	0			
Bill Kelso, R OBP: 0.337, SLG: 0.365 (4, 1)			0-0 1B		0-0 1B		0-0 1B		1-0 FC5-4 HBP	4	1	4	0	0	0	0			
Don Pavletich, R OBP: 0.329, SLG: 0.329 (8, PR)			0-0 1B		1-2 1B		0-0 2B		0-0 FC5-4 HBP	0	0	0	0	0	0	0			
Jay Ritchie, R OBP: 0.284, SLG: 0.272 (9, 6)			4-0 E 1-2 2-1 BB		0-3 K		4-0 IBB		0-0 1-2 FC5-4	3	0	0	0	2	1	4			
Alex Johnson, R OBP: 0.359, SLG: 0.391 (8, PR)			0-0 1-2 SH3-4			0-0 1-3				0	0	0	0	0	0	0			
Clay Carroll, R OBP: 0.297, SLG: 0.410 (8, 1)			0-0 1-2			0-0 1-3				0	0	0	0	0	0	0			
Inning Stats	R: 0 E: 0 K: 0 S: 3	H: 0 LOB: 0 BB: 0 P: 3	R: 0 E: 0 K: 0 S: 3	H: 1 LOB: 0 BB: 0 P: 3	R: 0 E: 0 K: 0 S: 3	H: 0 LOB: 2 BB: 2 P: 11	R: 0 E: 0 K: 1 S: 5	H: 0 LOB: 0 BB: 0 P: 5	R: 0 E: 0 K: 1 S: 5	H: 0 LOB: 0 BB: 0 P: 5	R: 0 E: 1 K: 1 S: 6	H: 0 LOB: 1 BB: 0 P: 6	R: 0 E: 0 K: 0 S: 4	H: 1 LOB: 1 BB: 0 P: 4	R: 1 E: 0 K: 0 S: 5	H: 2 LOB: 1 BB: 0 P: 5	1B: 2 2B: 2 3B: 0 HR: 0	SF: 0 SAC: 1 DP: 1 HBP: 0	WP: 1 PA: 33 CS: 0
PITCHER Ron Reed, R ERA: 3.03 (1, 1)	IP: 9.0 WLS: W BF: 33 H: 4 R: 1 ER: 1 SO: 3 BB: 2 IBB: 0 HBP: 0 BLK: 0 WP: 1 HR: 0 S: 37 P: 45 ERA: 1.00 WHIP: 0.667															PITCHER			

AB	30
R	1
H	4
RBI	1
BB	2
SO	3
LOB	7




Batter	1	2	3	4	5	6	7	8	9	AB	R	H	RBI	BB	SO	LOB	BOTTOM		
Felipe Alou, R OBP: 0.359, SLG: 0.457 (1, 8)	0-0 F8		0-0 3-1		0-0 1B		0-0 F7		0-0 5-3	5	0	1	1	0	0	0	Cincinnati Reds @ Atlanta Braves Atlanta Stadium, Atlanta, GA Wed Jun 19 1968, 7:05 PM EDT Att: 10,174 - Unknown		
Felix Milan, R OBP: 0.337, SLG: 0.365 (1, 4)			0-0 1B		0-0 1B		0-0 1B		1-0 FC5-4 HBP	4	1	4	0	0	0	0			
Sonny Jackson, L OBP: 0.284, SLG: 0.272 (8, PR)			0-0 1B		1-2 1B		0-0 2B		0-0 FC5-4 HBP	0	0	0	0	0	0	0			
Hank Aaron, R OBP: 0.332, SLG: 0.473 (1, 9)	0-0 P5		4-0 E 1-2 2-1 BB		0-3 K		4-0 IBB		0-0 1-2 FC5-4	3	0	0	0	2	1	4			
Joe Torre, R OBP: 0.347, SLG: 0.468 (1, 2)	0-0 BB		0-0 E9		4-0 BB		0-3 K			3	0	2	1	1	1	2			
Deron Johnson, R OBP: 0.277, SLG: 0.306 (1, 3)	4-0 1-2 BB		0-3 K		0-0 F3		0-3 K			3	0	0	0	1	2	3			
Tommie Aaron, R OBP: 0.330, SLG: 0.333 (1, 7)	0-0 F9		0-0 F8		4-0 1-2 BB		0-0 4-3			3	0	0	0	1	0	5			
Clete Boyer, R OBP: 0.269, SLG: 0.306 (1, 5)		0-0 HR	0-0 2-1		0-0 F8		0-0 F9			4	1	2	1	0	0	2			
Marty Martinez, S OBP: 0.350, SLG: 0.329 (9, 4)		0-0 4-3		4-0 SH1-4 1B BB		0-3 K		0-3 K		3	1	0	0	1	2	3			
Ron Reed, R OBP: 0.219, SLG: 0.167 (1, 1)		0-3 K		0-0 SH1-4		0-0 1-3		0-3 K		3	0	0	0	0	2	0			
Inning Stats	R: 0 E: 0 K: 0 S: 5	H: 2 LOB: 3 BB: 1 P: 9	R: 1 E: 0 K: 1 S: 6	H: 1 LOB: 0 BB: 0 P: 6	R: 1 E: 1 K: 1 S: 6	H: 2 LOB: 2 BB: 1 P: 10	R: 1 E: 0 K: 1 S: 7	H: 2 LOB: 2 BB: 1 P: 11	R: 0 E: 0 K: 1 S: 5	H: 0 LOB: 2 BB: 2 P: 13	R: 0 E: 0 K: 1 S: 6	H: 1 LOB: 1 BB: 1 P: 10	R: 0 E: 0 K: 2 S: 8	H: 1 LOB: 1 BB: 0 P: 8	R: 0 E: 0 K: 1 S: 5	H: 0 LOB: 1 BB: 0 P: 6	1B: 7 2B: 1 3B: 0 HR: 1	SF: 0 SAC: 1 DP: 0 HBP: 1	WP: 0 PA: 39 CS: 0
PITCHER Billy McCool, L ERA: 4.66 (1, 1)	IP: 3.2 WLS: L BF: 21 H: 7 R: 3 ER: 3 SO: 2 BB: 3 IBB: 0 HBP: 0 BLK: 0 WP: 0 HR: 1 S: 21 P: 33 ERA: 7.36 WHIP: 2.727															PITCHER			
Bill Kelso, R ERA: 2.79 (4, 1)	1.1 6 0 0 0 2 2 0 0 0 0 0 8 16 0.00 1.500																		
Jay Ritchie, R ERA: (6, 1)	2.0 9 2 0 0 3 0 1 0 0 0 0 14 18 0.00 1.000																		
Clay Carroll, R ERA: 4.03 (8, 1)	1.0 4 0 0 0 1 0 0 1 0 0 0 5 6 0.00 0.000																		

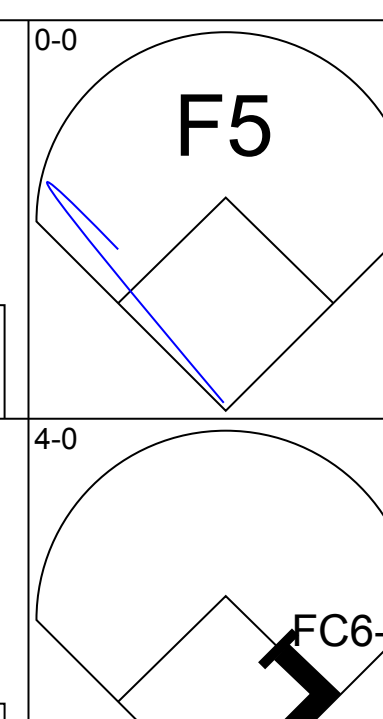
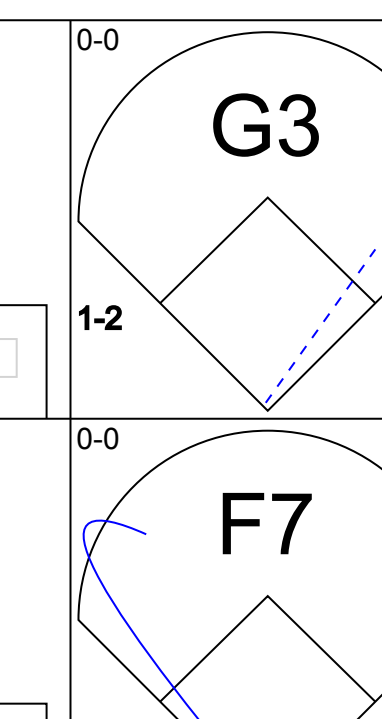
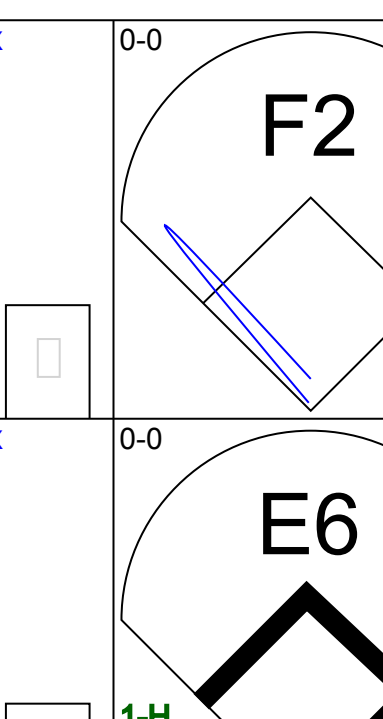
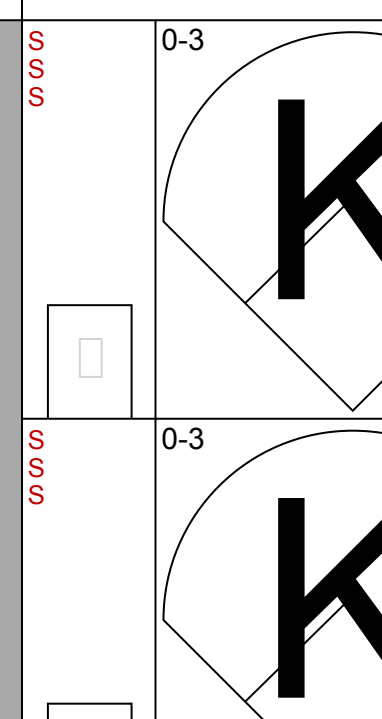
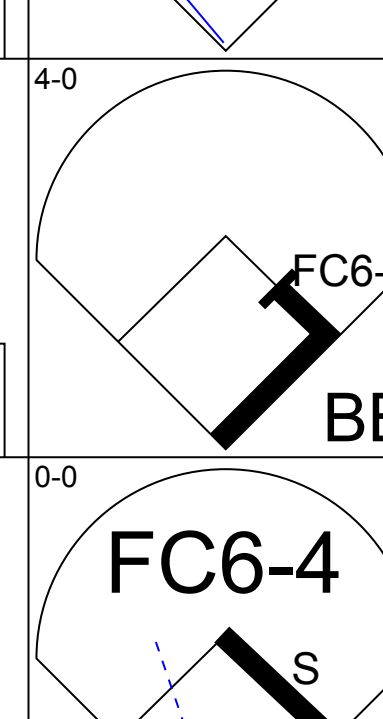
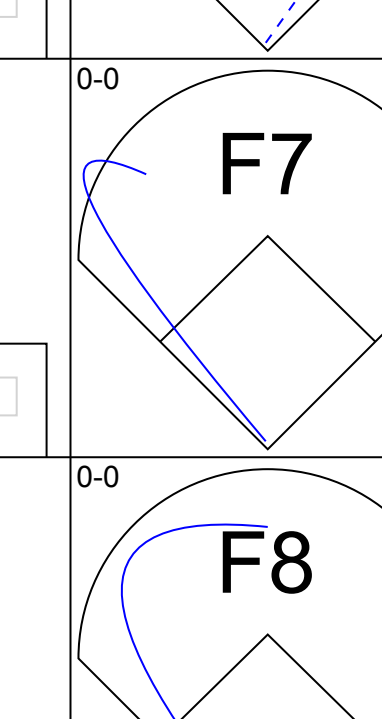
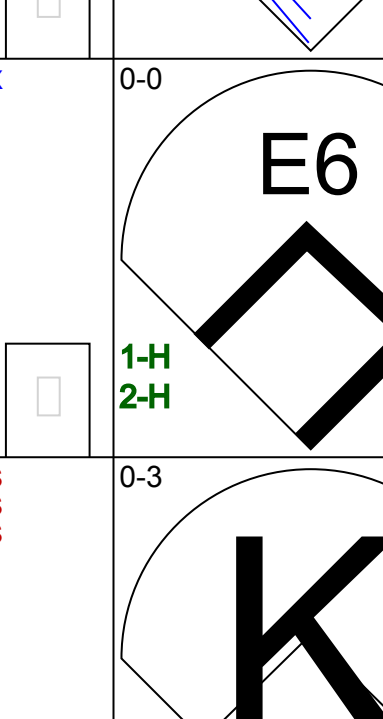
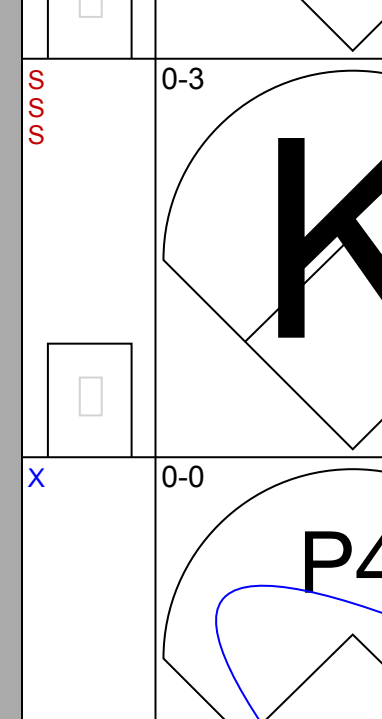
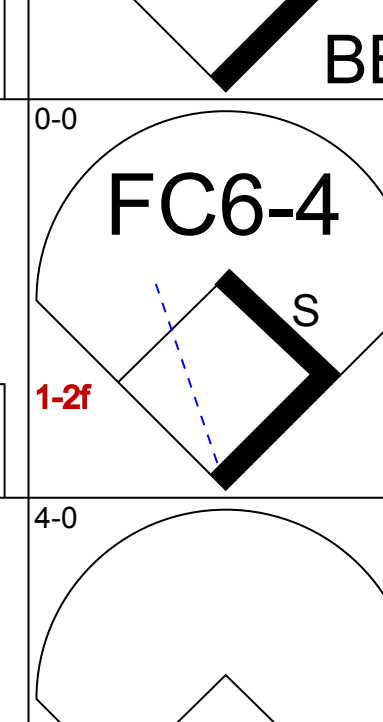
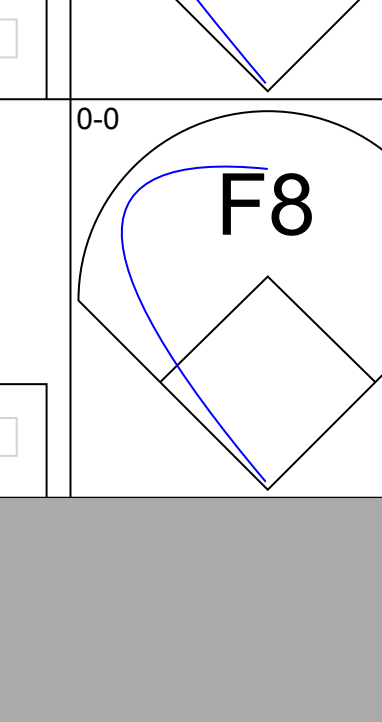
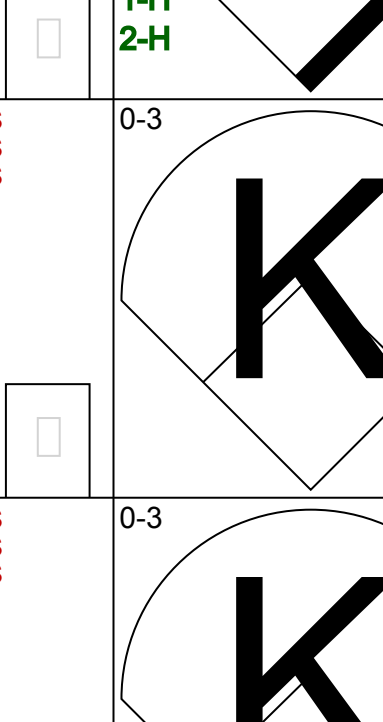
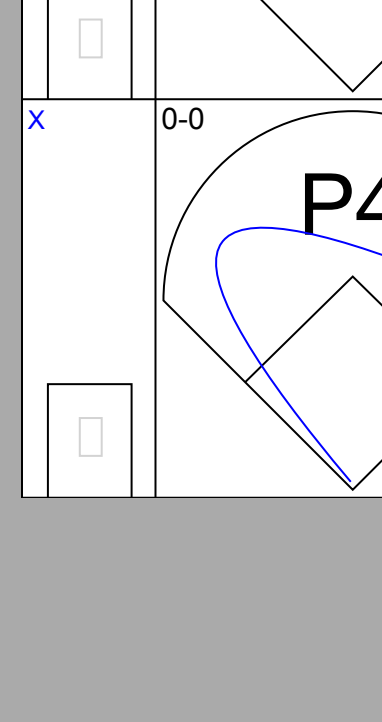
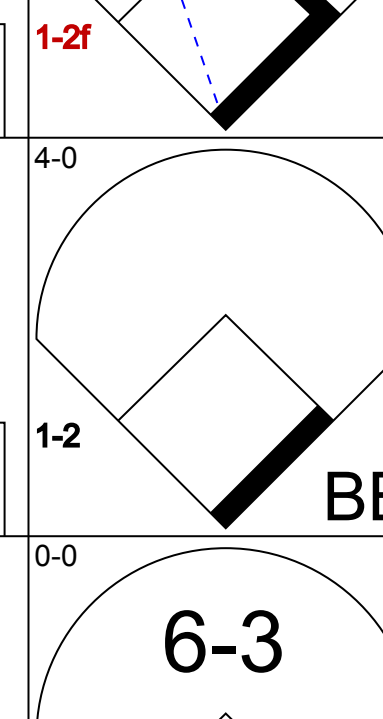
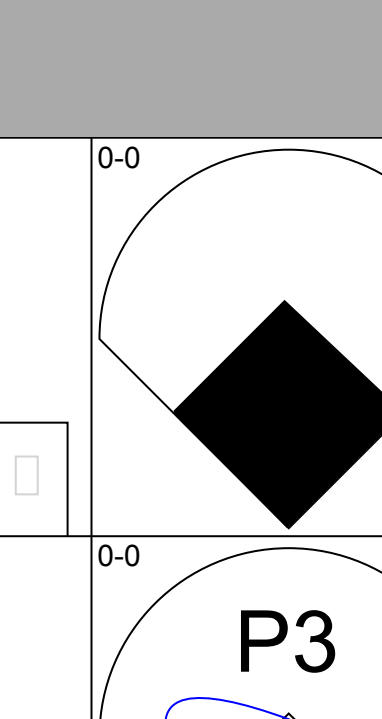
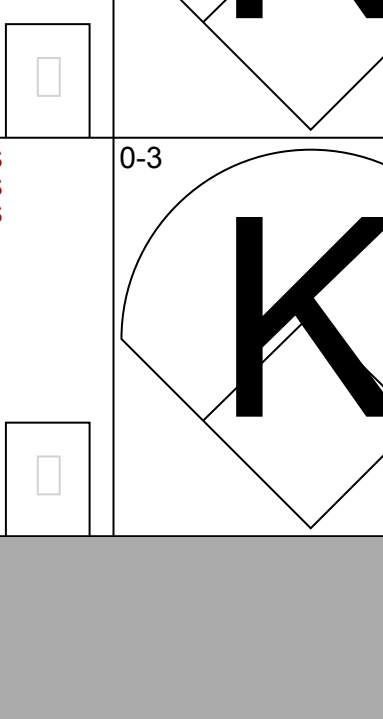
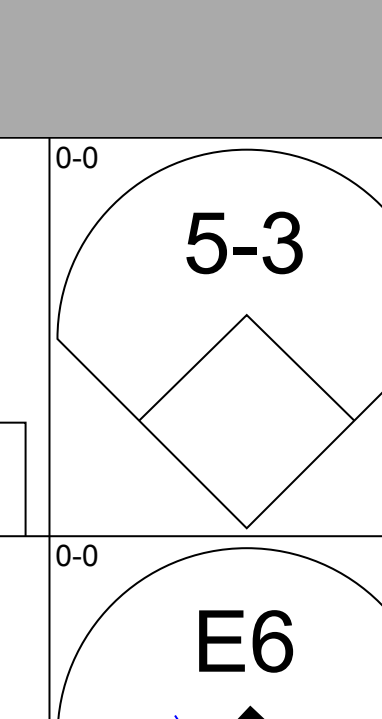
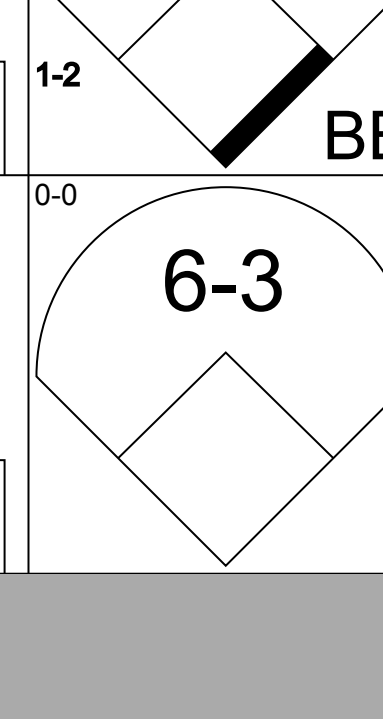
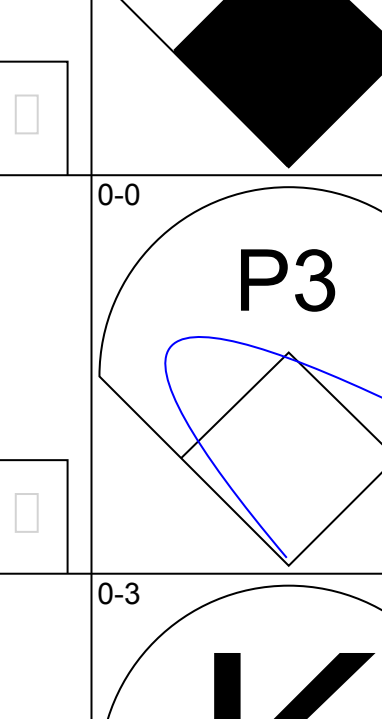

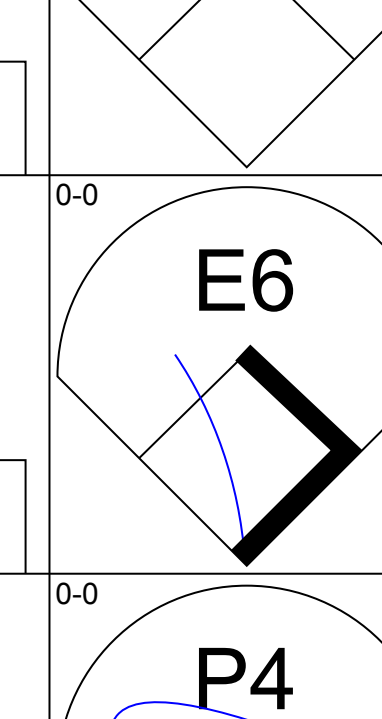
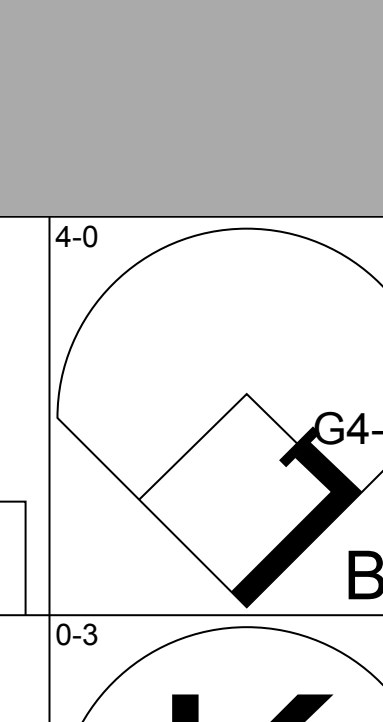
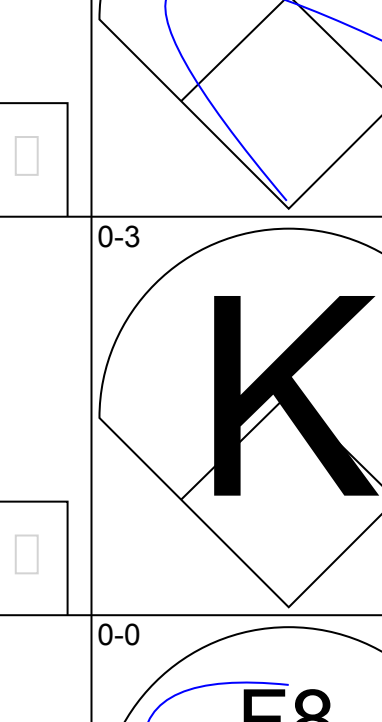

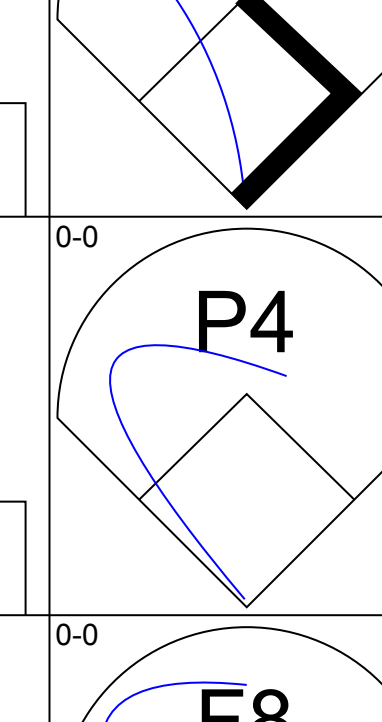
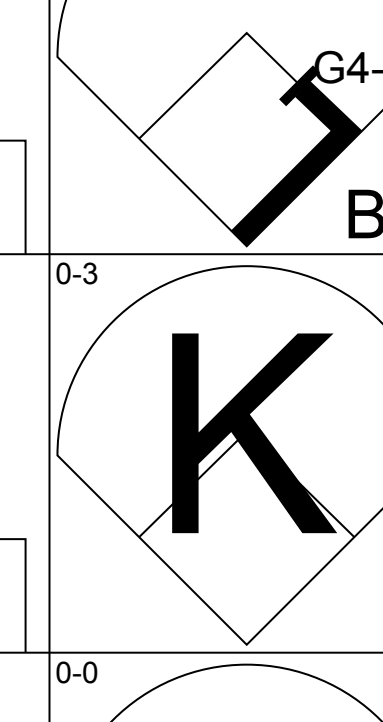
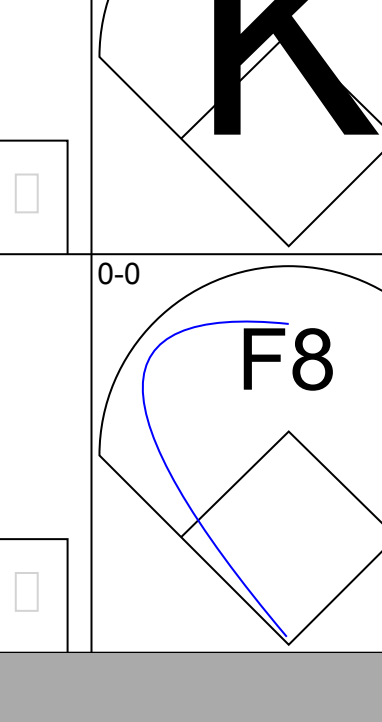

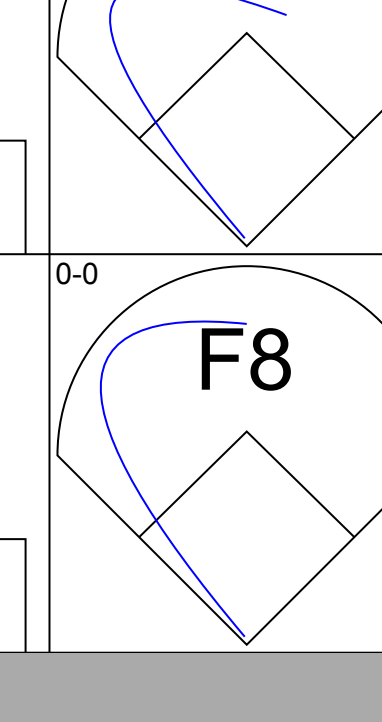
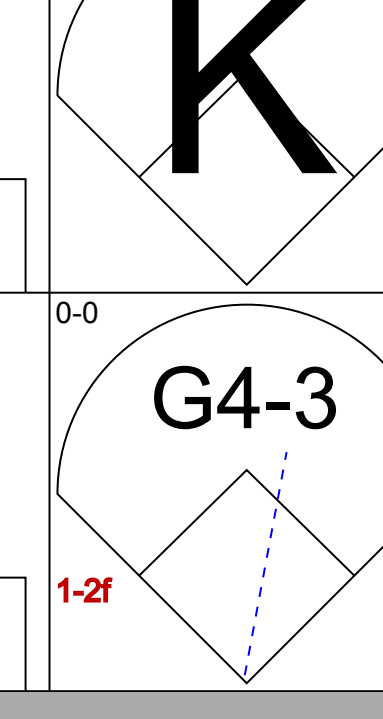
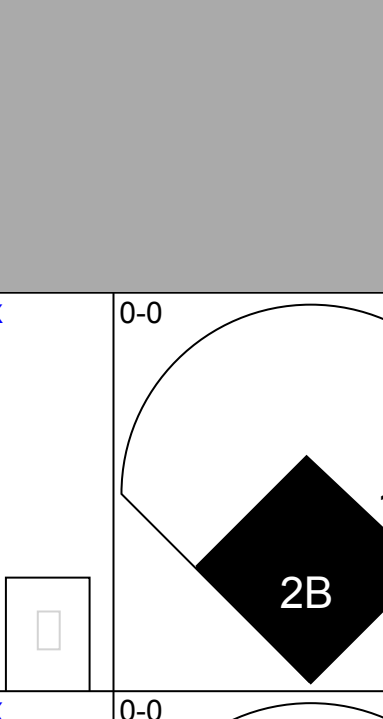

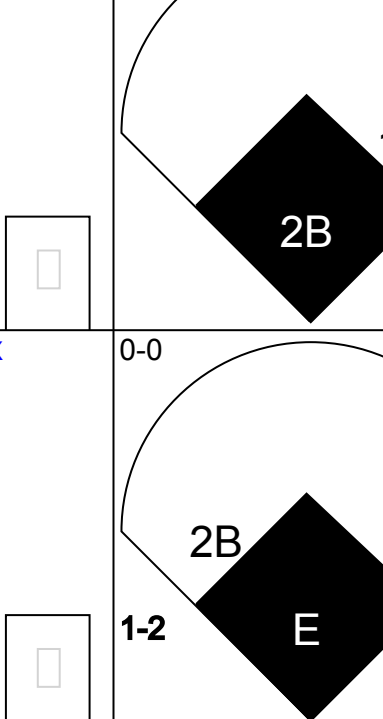
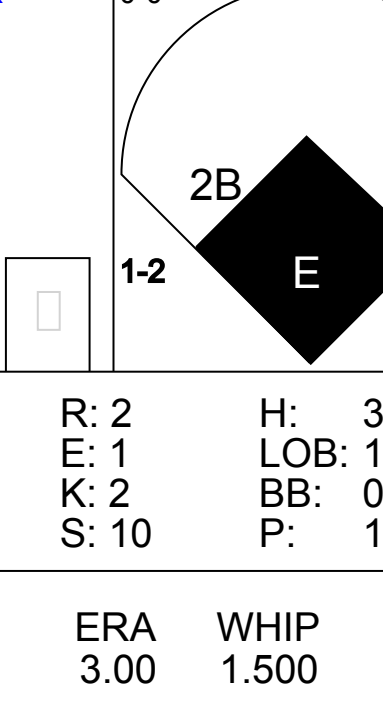


Batter	1	2	3	4	5	6	7	8	9	AB	R	H	RBI	BB	SO	LOB	TOP		
Pete Rose, S OBP: 0.413, SLG: 0.487 (1, 9)										4	0	0	0	0	1	0			
Tommy Helms, R OBP: 0.313, SLG: 0.387 (1, 4)										4	0	1	0	0	0	0			
Mack Jones, L OBP: 0.311, SLG: 0.314 (1, 7)										4	0	2	0	0	0	1			
Fred Whitfield, L OBP: 0.250, SLG: 0.260 (1, 3)										4	0	0	0	0	1	3			
Vada Pinson, L OBP: 0.321, SLG: 0.403 (1, 8)										4	1	2	0	0	0	1			
Tony Perez, R OBP: 0.315, SLG: 0.388 (1, 5)										4	0	2	0	0	0	0			
Johnny Bench, R OBP: 0.296, SLG: 0.408 (1, 2)										4	0	1	0	0	0	4			
Leo Cardenas, R OBP: 0.260, SLG: 0.235 (1, 6)										4	0	1	1	0	1	1			
Gary Nolan, R OBP: 0.083, SLG: 0.083 (7, PH)										2	0	0	0	0	1	2			
Alex Johnson, R OBP: 0.354, SLG: 0.390 (7, 1)										1	0	0	0	0	0	0			
Jay Ritchie, R (7, 1)										0	0	0	0	0	0	0			
Inning Stats	R: 0 E: 0 K: 1 S: 5	H: 0 LOB: 0 BB: 0 P: 5	R: 1 E: 0 K: 0 S: 6	H: 3 LOB: 2 BB: 0 P: 6	R: 0 E: 0 K: 0 S: 4	H: 1 LOB: 1 BB: 0 P: 4	R: 0 E: 0 K: 0 S: 4	H: 1 LOB: 1 BB: 0 P: 4	R: 0 E: 0 K: 1 S: 5	H: 3 LOB: 2 BB: 0 P: 7	R: 0 E: 0 K: 1 S: 5	H: 0 LOB: 0 BB: 0 P: 5	R: 0 E: 0 K: 0 S: 4	H: 1 LOB: 1 BB: 0 P: 4	R: 0 E: 0 K: 0 S: 3	H: 0 LOB: 0 BB: 0 P: 3	1B: 8 2B: 1 3B: 0 HR: 0	SF: 0 SAC: 0 DP: 0 HBP: 0	WP: 0 PA: 35 CS: 0
PITCHER	IP	WLS	BF	H	R	ER	SO	BB	IBB	HBP	BLK	WP	HR	S	P	ERA	WHIP		
Milt Pappas, R ERA: 4.9 (1, 1)	5.2	W	23	7	1	1	3	0	0	0	0	0	0	29	29	1.59	1.235		
Cecil Upshaw, R ERA: 2.83 (6, 1)	3.1	S	12	2	0	0	1	0	0	0	0	0	0	14	14	0.00	0.600		

Cincinnati Reds @ Atlanta Braves
Atlanta Stadium, Atlanta, GA
Thu Jun 20 1968, 7:05 PM EDT
Att: 13,259 - Unknown


AB 35
R 1
H 9
RBI 1
BB 0
SO 4
LOB 12



Batter	1	2	3	4	5	6	7	8	9	AB	R	H	RBI	BB	SO	LOB	BOTTOM		
Felipe Alou, R OBP: 0.354, SLG: 0.451 (1, 8)										4	0	0	0	0	1	4			
Tito Francona, L OBP: 0.425, SLG: 0.426 (1, 7)										3	0	1	1	1	1	2			
Mike Lum, L OBP: 0.260, SLG: 0.278 (8, 7)										0	0	0	0	0	0	0			
Hank Aaron, R OBP: 0.327, SLG: 0.465 (1, 9)										4	0	0	0	0	1	4			
Joe Torre, R OBP: 0.352, SLG: 0.491 (1, 2)										3	1	1	1	1	1	1			
Clete Boyer, R OBP: 0.268, SLG: 0.302 (1, 5)										3	0	0	0	1	0	2			
Deron Johnson, R OBP: 0.276, SLG: 0.300 (1, 3)										3	0	0	0	1	1	2			
Sonny Jackson, L OBP: 0.279, SLG: 0.267 (1, 6)										4	0	0	0	0	1	3			
Marty Martinez, S OBP: 0.349, SLG: 0.329 (1, 4)										3	1	1	0	0	0	2			
Milt Pappas, R OBP: 0.150, SLG: 0.105 (1, 1)										1	1	1	0	1	0	0			
Cecil Upshaw, R OBP: 0.429, SLG: 0.333 (6, 1)										0	0	0	0	1	0	0			
Inning Stats	R: 0 E: 0 K: 0 S: 3	H: 0 LOB: 2 BB: 2 P: 11	R: 0 E: 0 K: 1 S: 4	H: 0 LOB: 0 BB: 1 P: 8	R: 0 E: 0 K: 0 S: 3	H: 0 LOB: 1 BB: 1 P: 7	R: 1 E: 0 K: 1 S: 6	H: 1 LOB: 0 BB: 0 P: 6	R: 2 E: 1 K: 2 S: 10	H: 3 LOB: 1 BB: 0 P: 10	R: 0 E: 0 K: 0 S: 3	H: 0 LOB: 1 BB: 1 P: 7	R: 0 E: 0 K: 2 S: 7	H: 0 LOB: 1 BB: 1 P: 11	R: 0 E: 1 K: 0 S: 4	H: 0 LOB: 1 BB: 0 P: 4	1B: 2 2B: 1 3B: 0 HR: 1	SF: 0 SAC: 0 DP: 1 HBP: 0	WP: 0 PA: 34 CS: 0
PITCHER	IP	WLS	BF	H	R	ER	SO	BB	IBB	HBP	BLK	WP	HR	S	P	ERA	WHIP		
Gary Nolan, R ERA: 2.12 (1, 1)	6.0	L	26	4	3	2	4	5	0	0	0	0	0	29	49	3.00	1.500		
Jay Ritchie, R ERA: (7, 1)	2.0		8	0	0	0	2	1	0	0	0	0	0	11	15	0.00	0.500		

Cincinnati Reds @ Atlanta Braves
Atlanta Stadium, Atlanta, GA
Thu Jun 20 1968, 7:05 PM EDT
Att: 13,259 - Unknown

AB 28
R 3
H 4
RBI 2
BB 6
SO 6
LOB 20



Batter	1	2	3	4	5	6	7	8	9	10	11	12	13	AB	R	H	RBI	BB	SO	LOB	TOP							
Felipe Alou, R OBP: 0.357, SLG: 0.449 (1, 8)	4-3		6-3		SF7		BB		1-2	IBB		E 1B		3	0	1	1	2	0	1								
Bob Johnson, R OBP: 0.008, SLG: 0.280 (1, 4)	5-3				K		F5			K		E6 G6-3		3	0	1	1	0	1	1								
Tito Francona, L OBP: 0.426, SLG: 0.422 (7, PH)														1	0	0	0	0	0	1								
Jim Britton, R OBP: 0.250, SLG: 0.250 (7, 1)														0	0	0	0	0	0	0								
Sandy Valdespino, L OBP: 0.320, SLG: 0.279 (9, PH)														1	0	0	0	0	1	2								
Claude Raymond, R OBP: 0.100, SLG: 0.100 (9, 1)														1	0	0	0	0	0	1								
Hank Aaron, R OBP: 0.324, SLG: 0.470 (1, 9)	F5		F7				F8		HR		F8		P6	6	1	1	1	0	0	3								
Joe Torre, R OBP: 0.344, SLG: 0.475 (1, 2)					P3		F8		1-3		F9		G6-3	6	0	1	0	0	0	2								
Clete Boyer, R OBP: 0.265, SLG: 0.297 (1, 5)														6	0	1	0	0	0	1								
Deron Johnson, R OBP: 0.280, SLG: 0.294 (1, 3)														3	0	0	0	1	1	1								
Skip Guinn, R OBP: 0.111, SLG: 0.111 (11, PR)														0	0	0	0	0	0	0								
Mike Lum, L OBP: 0.256, SLG: 0.274 (11, 7)														1	0	0	0	0	0	0								
Tommie Aaron, R OBP: 0.330, SLG: 0.333 (1, 7)														6	1	2	0	0	1	4								
Marty Martinez, S OBP: 0.337, SLG: 0.316 (1, 6)														6	1	1	0	0	1	5								
Phil Niekro, R OBP: 0.125, SLG: 0.250 (1, 1)														0	0	0	0	0	0	0								
Bob Tillman, R OBP: 0.220, SLG: 0.281 (7, PH)														1	0	0	0	0	0	0								
Sonny Jackson, L OBP: 0.281, SLG: 0.269 (7, 6)														2	0	1	0	0	0	2								
Inning Stats	R: 0 E: 0 K: 0 S: 3	H: 0 LOB: 0 BB: 0 P: 3	R: 0 E: 0 K: 1 S: 6	H: 1 LOB: 1 BB: 0 P: 6	R: 1 E: 0 K: 0 S: 5	H: 2 LOB: 1 BB: 0 P: 5	R: 0 E: 0 K: 0 S: 3	H: 0 LOB: 0 BB: 0 P: 3	R: 1 E: 2 K: 1 S: 7	H: 1 LOB: 1 BB: 0 P: 7	R: 0 E: 0 K: 0 S: 4	H: 1 LOB: 2 BB: 1 P: 10	R: 0 E: 1 K: 0 S: 4	H: 0 LOB: 1 BB: 0 P: 4	R: 0 E: 0 K: 0 S: 4	H: 1 LOB: 1 BB: 0 P: 4	R: 0 E: 0 K: 0 S: 4	H: 1 LOB: 1 BB: 0 P: 4	R: 1 E: 1 K: 0 S: 4	H: 2 LOB: 1 BB: 0 P: 3	R: 0 E: 0 K: 0 S: 3	H: 1 LOB: 1 BB: 0 P: 4	R: 0 E: 0 K: 0 S: 4	H: 1 LOB: 1 BB: 0 P: 4	1B: 8 2B: 1 3B: 0 HR: 1	SF: 1 SAC: 2 DP: 2 HBP: 1	WIP: 0 PB: 0 SB: 1 CS: 0	PA: 53
PITCHER	IP	WLS	BF	H	R	ER	SO	BB	IBB	HBP	BLK	WP	HR	S	P	ERA	WHIP											
Larry Jaster, L ERA: 1.64 (1, 1)	6.2		28	5	2	1	3	1	0	1	0	0	0	1	10	14	4.50	1.000										
Ron Willis, R ERA: 2.37 (7, 1)	2.0		9	2	1	1	1	0	1	0	0	0	1	10	14	4.50	1.000											
Joe Hoerner, L ERA: 2.05 (9, 1)	2.1		10	1	0	0	1	1	0	0	0	0	0	11	15	0.00	0.857											
Wayne Granger, R ERA: (12, 1)	2.0	W	6	1	0	0	0	0	0	0	0	0	0	6	6	0.00	0.500											

Atlanta Braves @ St. Louis Cardinals
Busch Stadium, St. Louis, MO
Fri Jun 21 1968, 7:05 PM CDT
Att. 37,869 - Unknown

AB 46
R 3
H 9
RBI 3
BB 3
SO 5
LOB 24



Batter	1	2	3	4	5	6	7	8	9	10	11	12	13	AB	R	H	RBI	BB	SO	LOB	BOTTOM										
Lou Brock, L OBP: 0.291, SLG: 0.408 (1, 7)	F9		K		L6		K			1B 1B		F3		6	0	1	0	0	2	0											
Curt Flood, R OBP: 0.371, SLG: 0.423 (1, 8)	6-3		4-3		F9		K							6	0	2	0	0	1	0											
Tim McCarver, L OBP: 0.296, SLG: 0.344 (1, 2)	4-3				S 1B		2B 1B		P4		4-3		F8	6	2	2	0	0	0	3											
Orlando Cepeda, R OBP: 0.332, SLG: 0.405 (1, 3)														6	0	2	1	0	2	1											
Bobby Tolan, L OBP: 0.266, SLG: 0.368 (1, 9)														5	2	2	1	1	1	2											
Mike Shannon, R OBP: 0.318, SLG: 0.421 (1, 5)														6	0	2	2	0	2	3											
Julian Javier, R OBP: 0.292, SLG: 0.347 (1, 4)														4	0	1	0	0	0	2											
Roger Maris, L OBP: 0.299, SLG: 0.350 (11, PH)														1	0	0	0	0	0	2											
Dick Schofield, S OBP: 0.314, SLG: 0.500 (12, 5)														0	0	0	0	0	0	0											
Dal Maxvill, R OBP: 0.310, SLG: 0.284 (1, 6)														4	0	0	0	0	2	3											
Johnny Edwards, L OBP: 0.260, SLG: 0.314 (11, PH)														1	0	0	0	0	1	2											
Phil Gagliano, R OBP: 0.259, SLG: 0.217 (12, 4)														0	0	0	0	0	0	0											
Larry Jaster, L OBP: 0.105, SLG: 0.056 (7, 1)														2	0	0	0	0	0	0											
Ron Willis, R OBP: 0.105, SLG: 0.056 (7, 1)														1	0	0	0	0	1	0											
Joe Hoerner, R OBP: 0.105, SLG: 0.056 (9, 1)														1	0	0	0	0	0	0											
Wayne Granger, R ERA: (12, 1)														1	0	0	0	0	0	0											
Inning Stats	R: 0 E: 0 K: 0 S: 3	H: 0 LOB: 0 BB: 0 P: 3	R: 1 E: 0 K: 2 S: 9	H: 2 LOB: 1 BB: 0 P: 9	R: 0 E: 0 K: 1 S: 5	H: 0 LOB: 0 BB: 0 P: 5	R: 1 E: 1 K: 2 S: 10	H: 2 LOB: 2 BB: 0 P: 10	R: 0 E: 0 K: 0 S: 3	H: 0 LOB: 0 BB: 0 P: 3	R: 1 E: 0 K: 3 S: 7	H: 2 LOB: 1 BB: 0 P: 7	R: 0 E: 0 K: 0 S: 5	H: 0 LOB: 0 BB: 0 P: 5	R: 0 E: 0 K: 1 S: 5	H: 0 LOB: 2 BB: 0 P: 5	R: 0 E: 0 K: 0 S: 5	R: 0 E: 1 K: 1 S: 6	H: 1 LOB: 2 BB: 1 P: 10	R: 0 E: 0 K: 0 S: 4	H: 1 LOB: 1 BB: 0 P: 4	R: 1 E: 0 K: 0 S: 3	H: 2 LOB: 1 BB: 0 P: 3	R: 0 E: 0 K: 0 S: 4	H: 1 LOB: 1 BB: 0 P: 4	R: 1 E: 0 K: 0 S: 3	H: 2 LOB: 1 BB: 0 P: 3	1B: 8 2B: 3 3B: 0 HR: 1	SF: 0 SAC: 0 DP: 0 HBP: 0	WIP: 0 PB: 0 SB: 1 CS: 0	PA: 51
PITCHER	IP	WLS	BF	H	R	ER	SO	BB	IBB	HBP	BLK	WP	HR	S	P	ERA	WHIP														
Phil Niekro, R ERA: 3.92 (1, 1)	6.0		25	6	3	3	6	0	0	0	0	0	0	1	37	37	4.50	1.000													
Jim Britton, R ERA: 2.63 (7, 1)	2.0		6	0	0	0	4	0	0	0	0	0	0	14	14	0.00	0.000														
Claude Raymond, R ERA: 2.12 (9, 1)	4.1	L	20	6	1	1	2	0	1	0	0	0	0	23	27	2.08	1.385														

Atlanta Braves @ St. Louis Cardinals
Busch Stadium, St. Louis, MO
Fri Jun 21 1968, 7:05 PM CDT
Att. 37,869 - Unknown

AB 50
R 4
H 12
RBI 4
BB 1
SO 12
LOB 18



Batter	1	2	3	4	5	6	7	8	9	AB	R	H	RBI	BB	SO	LOB	TOP			
Felipe Alou, R OBP: 0.355, SLG: 0.446 (1, 8)										4	0	1	0	0	1	1	<p>Atlanta Braves @ St. Louis Cardinals Busch Stadium, St. Louis, MO</p> <p>Sat Jun 22 1968, 3:33 AM CDT Att: 24,608 - Unknown</p> <p>livebaseballscores.com</p> <p>AB 32 R 1 H 7 RBI 1 BB 0 SO 4 LOB 12</p>			
Sonny Jackson, L OBP: 0.280, SLG: 0.269 (1, 6)										4	1	1	0	0	0	1				
Hank Aaron, R OBP: 0.319, SLG: 0.462 (1, 9)										4	0	0	0	0	1	2				
Joe Torre, R OBP: 0.343, SLG: 0.471 Bob Tillman, R OBP: 0.231, SLG: 0.286 (1, 2) (8, 2)										3	0	1	0	0	0	1				
Clete Boyer, R OBP: 0.260, SLG: 0.291 (1, 5)										4	0	0	1	0	0	2				
Deron Johnson, R OBP: 0.286, SLG: 0.301 (1, 3)										3	0	2	0	0	1	0				
Tommie Aaron, R OBP: 0.322, SLG: 0.324 (1, 7)										3	0	0	0	0	1	4				
Marty Martinez, S OBP: 0.326, SLG: 0.305 Ted Davidson, R (7, 1)										3	0	0	0	0	0	1				
Pat Jarvis, R OBP: 0.163, SLG: 0.122 Bob Johnson, R OBP: 0.333, SLG: 0.308 (1, 1) (7, 4)										2	0	0	0	0	0	0				
Inning Stats	R: 0 E: 0 K: 0 S: 4	H: 1 LOB: 1 BB: 0 P: 4	R: 0 E: 0 K: 2 S: 7	H: 0 LOB: 0 BB: 0 P: 7	R: 0 E: 0 K: 1 S: 5	H: 0 LOB: 0 BB: 0 P: 5	R: 1 E: 1 K: 1 S: 8	H: 3 LOB: 2 BB: 0 P: 8	R: 0 E: 0 K: 0 S: 3	H: 0 LOB: 0 BB: 0 P: 3	R: 0 E: 0 K: 0 S: 4	H: 1 LOB: 1 BB: 0 P: 4	R: 0 E: 0 K: 0 S: 3	H: 1 LOB: 0 BB: 0 P: 3	R: 0 E: 0 K: 0 S: 3	H: 1 LOB: 0 BB: 0 P: 3		1B: 7 2B: 0 3B: 0 HR: 0	SF: 0 SAC: 0 DP: 3 HBP: 0	WP: 0 PB: 0 SB: 0 CS: 0
PITCHER Ray Washburn, R ERA: 3.42 (1, 1)	IP: 9.0 WLS: W BF: 32 H: 7 R: 1 ER: 1 SO: 4 BB: 0 IBB: 0 HBP: 0 BLK: 0 WP: 0 HR: 0 S: 40 P: 40 ERA: 1.00 WHIP: 0.778															PITCHER				

Batter	1	2	3	4	5	6	7	8	9	AB	R	H	RBI	BB	SO	LOB	BOTTOM			
Lou Brock, L OBP: 0.293, SLG: 0.411 (1, 7)										3	1	1	0	1	1	0	<p>Atlanta Braves @ St. Louis Cardinals Busch Stadium, St. Louis, MO</p> <p>Sat Jun 22 1968, 3:33 AM CDT Att: 24,608 - Unknown</p> <p>livebaseballscores.com</p> <p>AB 32 R 6 H 10 RBI 6 BB 3 SO 9 LOB 10</p>			
Curt Flood, R OBP: 0.366, SLG: 0.418 (1, 8)										3	2	0	0	1	1	2				
Tim McCarver, L OBP: 0.300, SLG: 0.362 (1, 2)										4	1	2	3	0	0	0				
Orlando Cepeda, R OBP: 0.338, SLG: 0.422 (1, 3)										4	1	3	3	0	0	0				
Bobby Tolan, L OBP: 0.265, SLG: 0.363 (1, 9)										4	0	1	0	0	0	2				
Mike Shannon, R OBP: 0.317, SLG: 0.415 (1, 5)										3	0	0	0	1	3	0				
Dick Schofield, S OBP: 0.333, SLG: 0.526 (1, 4)										4	0	2	0	0	1	2				
Dal Maxvill, R OBP: 0.309, SLG: 0.284 (1, 6)										4	1	1	0	0	0	2				
Ray Washburn, R (1, 1)										3	0	0	0	0	3	2				
Inning Stats	R: 2 E: 1 K: 0 S: 5	H: 1 LOB: 0 BB: 0 P: 5	R: 0 E: 0 K: 1 S: 5	H: 0 LOB: 0 BB: 0 P: 5	R: 0 E: 0 K: 2 S: 7	H: 0 LOB: 0 BB: 0 P: 7	R: 1 E: 0 K: 1 S: 6	H: 1 LOB: 0 BB: 0 P: 6	R: 0 E: 0 K: 1 S: 6	H: 1 LOB: 2 BB: 1 P: 10	R: 0 E: 0 K: 1 S: 6	H: 2 LOB: 2 BB: 1 P: 10	R: 3 E: 0 K: 1 S: 8	H: 4 LOB: 1 BB: 1 P: 12	R: 0 E: 0 K: 2 S: 8	H: 1 LOB: 1 BB: 0 P: 8		1B: 6 2B: 3 3B: 0 HR: 2	SF: 0 SAC: 1 DP: 1 HBP: 0	WP: 2 PB: 0 SB: 0 CS: 1
PITCHER Pat Jarvis, R ERA: 2.27 Ted Davidson, L ERA: 6.17 (1, 1) (7, 1)	IP: 6.1 WLS: L BF: 28 H: 7 R: 5 ER: 4 SO: 7 BB: 2 IBB: 0 HBP: 0 BLK: 0 WP: 2 HR: 2 S: 40 P: 48 ERA: 5.68 WHIP: 1.421															PITCHER				

Batter	1	2	3	4	5	6	7	8	9	AB	R	H	RBI	BB	SO	LOB	TOP				
Felipe Alou, R OBP: 0.353, SLG: 0.446 (1, 8)										5	1	1	0	0	0	1	Atlanta Braves @ St. Louis Cardinals Busch Stadium, St. Louis, MO Sun Jun 23 1968, 3:33 AM CDT Unknown				
Tito Francona, L OBP: 0.428, SLG: 0.425 Mike Lum, L OBP: 0.253, SLG: 0.270 (7, FR) (7, 7)										4	1	2	2	0	0	0					
Hank Aaron, R OBP: 0.318, SLG: 0.467 (1, 9)										4	1	1	1	0	0	2					
Joe Torre, R OBP: 0.348, SLG: 0.468 (1, 2)										3	1	1	1	1	0	0					
Clete Boyer, R OBP: 0.260, SLG: 0.291 (1, 5)										4	0	1	0	0	0	4					
Deron Johnson, R OBP: 0.285, SLG: 0.300 (1, 3)										4	0	1	0	0	0	1					
Marty Martinez, S OBP: 0.313, SLG: 0.291 (1, 4)										4	0	0	0	0	0	3					
Sonny Jackson, L OBP: 0.280, SLG: 0.265 (1, 6)										3	1	0	0	1	0	0					
Dick Kelley, R OBP: 0.211, SLG: 0.063 Cecil Upshaw, R OBP: 0.333, SLG: 0.250 (1, 1) (2, 1)										1	0	0	0	0	0	2					
Inning Stats	R: 4 E: 2 K: 0 S: 8	H: 4 LOB: 2 BB: 1 P: 12	R: 0 E: 0 K: 0 S: 3	H: 0 LOB: 0 BB: 0 P: 3	R: 0 E: 0 K: 0 S: 4	H: 2 LOB: 1 BB: 0 P: 4	R: 0 E: 0 K: 0 S: 3	H: 0 LOB: 0 BB: 0 P: 3	R: 0 E: 0 K: 0 S: 3	H: 0 LOB: 0 BB: 0 P: 3	R: 1 E: 2 K: 0 S: 6	H: 1 LOB: 3 BB: 1 P: 10	R: 0 E: 0 K: 0 S: 3	H: 0 LOB: 0 BB: 0 P: 3	R: 0 E: 0 K: 0 S: 3	H: 0 LOB: 0 BB: 0 P: 3	1B: 5 2B: 2 3B: 1 HR: 0	SF: 0 SAC: 1 DP: 1 HBP: 0	WP: 0 PB: 0 SB: 0 CS: 0	PA: 38	
PITCHER	IP	WLS	BF	H	R	ER	SO	BB	IBB	HBP	BLK	WP	HR	S	P	ERA	WHIP				
Nelson Briles, R ERA: 2.78 (1, 1)	0.0	L	5	4	4	3	0	0	0	0	0	0	0	5	5	∞	∞				
Pete Mikkelsen, R ERA: 2.75 (1, 1)	8.0		30	3	1	0	0	0	2	0	0	0	0	28	36	0.00	0.375				
Wayne Granger, R ERA: (9, 1)	1.0		3	0	0	0	0	0	0	0	0	0	0	3	3	0.00	0.000				

AB	35
R	5
H	7
RBI	4
BB	2
SO	0
LOB	13



Batter	1	2	3	4	5	6	7	8	9	AB	R	H	RBI	BB	SO	LOB	BOTTOM				
Lou Brock, L OBP: 0.289, SLG: 0.405 (1, 7)										4	0	0	0	0	1	0	Atlanta Braves @ St. Louis Cardinals Busch Stadium, St. Louis, MO Sun Jun 23 1968, 3:33 AM CDT Unknown				
Julian Javier, R OBP: 0.279, SLG: 0.343 Dick Schofield, S OBP: 0.325, SLG: 0.513 (1, 4) (8, 4)										3	0	0	0	0	0	0					
Curt Flood, R OBP: 0.368, SLG: 0.416 (1, 8)										4	0	1	0	0	0	0					
Orlando Cepeda, R OBP: 0.337, SLG: 0.431 (1, 3)										4	1	1	1	0	0	1					
Mike Shannon, R OBP: 0.316, SLG: 0.410 (1, 5)										3	0	0	0	1	2	0					
Tim McCarver, L OBP: 0.300, SLG: 0.370 (1, 2)										3	0	1	0	0	0	1					
Ed Spiezio, R OBP: 0.152, SLG: 0.152 Roger Maris, L OBP: 0.295, SLG: 0.344 (4, PH) (5, 9)										0	0	0	0	1	0	0					
Daf Maxvill, R OBP: 0.305, SLG: 0.280 (1, 6)										3	0	0	0	0	0	3					
Nelson Briles, R OBP: 0.105, SLG: 0.081 Pete Mikkelsen, R OBP: 0.333, SLG: 0.333 Floyd Wicker, L Wayne Granger, R (8, PH) (9, 1)										0	0	0	0	0	0	0					
Inning Stats	R: 0 E: 0 K: 1 S: 5	H: 0 LOB: 0 BB: 0 P: 5	R: 1 E: 0 K: 0 S: 4	H: 1 LOB: 2 BB: 2 P: 12	R: 0 E: 0 K: 0 S: 4	H: 1 LOB: 1 BB: 0 P: 4	R: 0 E: 0 K: 1 S: 6	H: 1 LOB: 1 BB: 0 P: 6	R: 0 E: 0 K: 0 S: 3	H: 0 LOB: 0 BB: 0 P: 3	R: 0 E: 0 K: 1 S: 5	H: 0 LOB: 0 BB: 0 P: 5	R: 0 E: 0 K: 0 S: 3	H: 0 LOB: 0 BB: 0 P: 3	R: 0 E: 0 K: 0 S: 3	H: 0 LOB: 0 BB: 0 P: 3	1B: 1 2B: 0 3B: 1 HR: 1	SF: 0 SAC: 0 DP: 0 HBP: 0	WP: 0 PB: 0 SB: 0 CS: 0	PA: 32	
PITCHER	IP	WLS	BF	H	R	ER	SO	BB	IBB	HBP	BLK	WP	HR	S	P	ERA	WHIP				
Dick Kelley, L ERA: 3.35 (1, 1)	1.1		7	1	1	1	1	2	0	0	0	0	0	7	15	6.75	2.250				
Cecil Upshaw, R ERA: 2.44 (2, 1)	7.2	W	25	2	0	0	2	0	0	0	0	0	0	29	29	0.00	0.261				



Batter	1	2	3	4	5	6	7	8	9	AB	R	H	RBI	BB	SO	LOB	TOP					
Felipe Alou, R OBP: 0.352, SLG: 0.443 (1, 8)										4	0	1	0	0	0	1	Atlanta Braves @ St. Louis Cardinals Busch Stadium, St. Louis, MO Sun Jun 23 1968, 3:38 AM CDT Att: 49,743 - Unknown					
Tommie Aaron, R OBP: 0.320, SLG: 0.315 (1, 7)										3	0	0	0	1	1							
Hank Aaron, R OBP: 0.314, SLG: 0.459 (1, 9)										4	0	0	0	0	2							
Joe Torre, R OBP: 0.338, SLG: 0.453 (1, 2) (7, 3)										4	0	0	0	0	2							
Deron Johnson, R OBP: 0.291, SLG: 0.306 (1, 3)										3	1	2	0	0	0	0						
Milt Pappas, R OBP: 0.150, SLG: 0.105 (7, 1)										0	0	0	0	0	0	0						
Tito Francona, L OBP: 0.432, SLG: 0.430 (9, PH)										1	0	1	0	0	0	0						
Mike Lum, L OBP: 0.253, SLG: 0.270 (9, PR)										0	0	0	0	0	0	0						
Clete Boyer, R OBP: 0.280, SLG: 0.290 (1, 5)										4	0	1	0	0	0	2						
Marty Martinez, S OBP: 0.313, SLG: 0.284 (1, 4)										2	0	0	0	1	0	2						
Sonny Jackson, L OBP: 0.276, SLG: 0.262 (1, 6)										3	0	0	0	0	0	2						
Ken Johnson, R OBP: 0.107, SLG: 0.107 (1, 1)										2	0	1	0	0	0	1						
Bob Tillman, R OBP: 0.229, SLG: 0.284 (7, 2)										1	0	0	0	0	0	0						
Inning Stats	R: 0 E: 0 K: 0 S: 3	H: 0 LOB: 0 BB: 0 P: 3	R: 0 E: 1 K: 0 S: 4	H: 1 LOB: 1 BB: 0 P: 4	R: 0 E: 0 K: 0 S: 3	H: 1 LOB: 0 BB: 0 P: 3	R: 0 E: 0 K: 0 S: 2	H: 0 LOB: 0 BB: 1 P: 6	R: 1 E: 1 K: 0 S: 5	H: 2 LOB: 1 BB: 0 P: 5	R: 0 E: 0 K: 0 S: 4	H: 1 LOB: 1 BB: 0 P: 4	R: 0 E: 0 K: 0 S: 3	H: 0 LOB: 1 BB: 1 P: 7	R: 0 E: 0 K: 1 S: 5	H: 0 LOB: 0 BB: 0 P: 5	R: 0 E: 0 K: 0 S: 4	H: 1 LOB: 1 BB: 0 P: 4	1B: 6 2B: 0 3B: 0 HR: 0	SF: 0 SAC: 0 DP: 2 HBP: 0	WP: 0 PB: 0 SB: 0 CS: 0	PA: 33
PITCHER Mel Nelson, L ERA:	IP: 9.0 WLS: W BF: 33 H: 6 R: 1 ER: 0 SO: 1 BB: 2 IBB: 0 HBP: 0 BLK: 0 WP: 0 HR: 0 S: 33 P: 41 ERA: 0.00 WHIP: 0.889															PITCHER						

Batter	1	2	3	4	5	6	7	8	9	AB	R	H	RBI	BB	SO	LOB	BOTTOM					
Lou Brock, L OBP: 0.286, SLG: 0.399 (1, 7)										4	1	0	0	0	1	0	Atlanta Braves @ St. Louis Cardinals Busch Stadium, St. Louis, MO Sun Jun 23 1968, 3:38 AM CDT Att: 49,743 - Unknown					
Curt Flood, R OBP: 0.366, SLG: 0.414 (1, 8)										4	1	1	0	0	0	0						
Roger Maris, L OBP: 0.301, SLG: 0.349 (1, 9)										4	1	2	0	0	1	2						
Orlando Cepeda, R OBP: 0.339, SLG: 0.427 (1, 3)										2	0	0	0	1	0	1						
Johnny Edwards, L OBP: 0.273, SLG: 0.351 (1, 2)										4	0	2	3	0	0	2						
Mike Shannon, R OBP: 0.316, SLG: 0.407 (1, 5)										2	0	0	0	1	0	1						
Dick Schofield, S OBP: 0.302, SLG: 0.476 (1, 4)										3	0	0	0	0	0	3						
Dal Maxvill, R OBP: 0.301, SLG: 0.276 (1, 6)										3	0	0	0	0	0	0						
Mel Nelson, R (1, 1)										3	0	0	0	0	2	0						
Inning Stats	R: 2 E: 2 K: 1 S: 7	H: 2 LOB: 2 BB: 1 P: 12	R: 0 E: 0 K: 0 S: 3	H: 0 LOB: 0 BB: 0 P: 3	R: 1 E: 0 K: 0 S: 5	H: 2 LOB: 1 BB: 0 P: 5	R: 0 E: 0 K: 1 S: 5	H: 0 LOB: 0 BB: 0 P: 5	R: 0 E: 0 K: 0 S: 4	H: 1 LOB: 2 BB: 1 P: 8	R: 0 E: 0 K: 0 S: 3	H: 0 LOB: 0 BB: 0 P: 3	R: 0 E: 0 K: 2 S: 7	H: 0 LOB: 0 BB: 0 P: 7	R: 0 E: 0 K: 0 S: 3	H: 0 LOB: 0 BB: 0 P: 3		R: 0 E: 0 K: 0 S: 3	H: 0 LOB: 0 BB: 0 P: 3	1B: 4 2B: 1 3B: 1 HR: 0	SF: 0 SAC: 0 DP: 1 HBP: 1	WP: 0 PB: 0 SB: 1 CS: 0
PITCHER Ken Johnson, R ERA: 2.45 Milt Pappas, R ERA: 4.77	IP: 6.0 WLS: L BF: 26 H: 5 R: 3 ER: 2 SO: 2 BB: 2 IBB: 0 HBP: 1 BLK: 0 WP: 0 HR: 0 S: 27 P: 36 ERA: 3.00 WHIP: 1.167															PITCHER						



Batter	1	2	3	4	5	6	7	8	9	AB	R	H	RBI	BB	SO	LOB	TOP					
Tony Gonzalez, L (1, 8) OBP: 0.341, SLG: 0.352	0-0 1B		0-0 FC6-4			0-0 FC6-4 HBP		0-0 1B		3	0	2	0	0	0	1	Philadelphia Phillies @ Atlanta Braves Atlanta Stadium, Atlanta, GA Tue Jun 25 1968, 7:05 PM EDT Att: 11,876 - Unknown					
Cookie Rojas, R (1, 4) OBP: 0.276, SLG: 0.377	0-3 K		0-0 5-3			0-0 F9		0-0 F8		4	0	0	0	0	1	4						
Dick Allen, R (1, 7) OBP: 0.388, SLG: 0.588	0-3 K			0-3 K		0-0 FC6-4		0-0 F9		4	0	0	0	0	2	3						
Johnny Callison, L (1, 9) OBP: 0.316, SLG: 0.408	0-0 P4			0-3 K		0-3 K			0-3 K	4	0	0	0	0	3	2						
Bill White, L (1, 3) OBP: 0.317, SLG: 0.366		0-3 K		0-0 F8			0-3 K		0-3 K	4	0	0	0	0	3	0						
Tony Taylor, R (1, 5) OBP: 0.310, SLG: 0.316		0-3 K			0-0 6-3		0-0 HR		0-0 F3	4	1	1	1	0	1	0						
Roberto Pena, R (1, 6) OBP: 0.328, SLG: 0.291		0-0 6-3			0-0 1B		0-0 6-3			3	0	1	0	0	0	0						
Clay Dalrymple, L (1, 2) OBP: 0.282, SLG: 0.288			0-0 F3		0-0 F7		0-0 F8			3	0	0	0	0	0	1						
Larry Jackson, R (1, 1) John Boozar, R (3, 1) Howie Bedell, L (5, PH) Turk Farrell, R (5, 1) John Briggs, L (8, PH) Jeff James, R (8, 1)			0-0 E6		0-0 1-3			0-0 F9		1	0	0	0	0	0	0						
Inning Stats	R: 0 E: 0 K: 2 S: 8	H: 1 LOB: 1 BB: 0 P: 8	R: 0 E: 0 K: 2 S: 7	H: 0 LOB: 0 BB: 0 P: 7	R: 0 E: 1 K: 0 S: 4	H: 0 LOB: 1 BB: 0 P: 4	R: 0 E: 0 K: 2 S: 7	H: 0 LOB: 0 BB: 0 P: 7	R: 0 E: 0 K: 0 S: 4	H: 1 LOB: 1 BB: 0 P: 4	R: 0 E: 0 K: 1 S: 5	H: 0 LOB: 1 BB: 0 P: 6	R: 1 E: 0 K: 1 S: 6	H: 1 LOB: 0 BB: 0 P: 6	R: 0 E: 0 K: 0 S: 4	H: 1 LOB: 1 BB: 0 P: 4		R: 0 E: 0 K: 2 S: 7	H: 0 LOB: 0 BB: 0 P: 7	1B: 3 2B: 0 3B: 0 HR: 1	SF: 0 SAC: 0 DP: 0 HBP: 1	WP: 0 PB: 0 SB: 0 CS: 0
PITCHER Ron Reed, R (1, 1) ERA: 2.85	IP: 9.0 WLS: W BF: 33 H: 4 R: 1 ER: 1 SO: 10 BB: 0 IBB: 0 HBP: 1 BLK: 0 WP: 0 HR: 1 S: 52 P: 53 ERA: 1.00 WHIP: 0.444															PITCHER						

Batter	1	2	3	4	5	6	7	8	9	AB	R	H	RBI	BB	SO	LOB	BOTTOM					
Felipe Alou, R (1, 8) OBP: 0.350, SLG: 0.440	0-0 1-3	0-0 6-3		0-0 L7		0-0 1B				4	0	1	0	0	0	0	Philadelphia Phillies @ Atlanta Braves Atlanta Stadium, Atlanta, GA Tue Jun 25 1968, 7:05 PM EDT Att: 11,876 - Unknown					
Sonny Jackson, L (1, 6) OBP: 0.280, SLG: 0.266	0-0 1B		0-0 1B	0-0 1B	0-0 P5	0-0 1-3				4	2	2	0	0	0	2						
Hank Aaron, R (1, 9) OBP: 0.316, SLG: 0.460	0-0 1B		0-0 1B	0-0 6-3			0-0 4-3			4	2	2	1	0	0	0						
Joe Torre, R (1, 2) OBP: 0.349, SLG: 0.462	0-0 1B		0-0 1B	0-0 1B	0-0 F3		0-0 1B			4	2	3	2	0	0	0						
Tito Francona, L (1, 7) Mike Lum, L (8, 7) OBP: 0.433, SLG: 0.432 OBP: 0.253, SLG: 0.270	0-0 1B		0-0 1B	0-3 K			0-0 P6			4	0	2	1	0	1	1						
Deron Johnson, R (1, 3) OBP: 0.285, SLG: 0.301	0-0 1B		0-3 K	0-3 K			0-3 K			3	0	0	1	0	3	3						
Clete Boyer, R (1, 5) OBP: 0.264, SLG: 0.294	0-3 K		0-0 1B	0-0 1B	0-0 F3		0-0 6-3			4	0	2	1	0	1	1						
Marty Martinez, S (1, 4) OBP: 0.301, SLG: 0.272		0-0 6-3	0-0 F8		0-0 FC4-6	0-0 FC3-6		0-3 K		4	0	0	0	0	1	3						
Ron Reed, R (1, 1) OBP: 0.194, SLG: 0.147		0-0 6-3	0-3 K		0-0 FC3-6		0-0 1-3			4	0	0	0	0	1	3						
Inning Stats	R: 3 E: 0 K: 1 S: 9	H: 4 LOB: 1 BB: 0 P: 9	R: 0 E: 0 K: 0 S: 3	H: 0 LOB: 0 BB: 0 P: 3	R: 3 E: 0 K: 2 S: 12	H: 5 LOB: 2 BB: 0 P: 12	R: 0 E: 0 K: 0 S: 3	H: 0 LOB: 0 BB: 0 P: 3	R: 0 E: 0 K: 0 S: 7	H: 0 LOB: 0 BB: 0 P: 7	R: 0 E: 1 K: 0 S: 5	H: 2 LOB: 2 BB: 0 P: 5	R: 0 E: 0 K: 1 S: 6	H: 1 LOB: 1 BB: 0 P: 6	R: 0 E: 0 K: 1 S: 5	H: 0 LOB: 0 BB: 0 P: 5		R: 0 E: 0 K: 0 S: 5	H: 0 LOB: 0 BB: 0 P: 5	1B: 12 2B: 0 3B: 0 HR: 0	SF: 1 SAC: 0 DP: 0 HBP: 0	WP: 0 PB: 0 SB: 0 CS: 0
PITCHER Larry Jackson, R (1, 1) ERA: 3.31 John Boozar, R (3, 1) ERA: 5.79 Turk Farrell, R (5, 1) ERA: 1.54 Jeff James, R (8, 1) ERA: 4.5	IP: 2.0 WLS: L BF: 14 H: 8 R: 6 ER: 6 SO: 1 BB: 0 IBB: 0 HBP: 0 BLK: 0 WP: 0 HR: 0 S: 16 P: 16 ERA: 27.00 WHIP: 4.000															PITCHER						

AB	32
R	1
H	4
RBI	1
BB	0
SO	10
LOB	12



WP	0
PB	0
SB	0
CS	0

AB	35
R	6
H	12
RBI	6
BB	0
SO	7
LOB	13



WP	0
PB	0
SB	0
CS	0

Batter	1	2	3	4	5	6	7	8	9	10	11	AB	R	H	RBI	BB	SO	LOB	TOP								
Tony Gonzalez, L OBP: 0.337, SLG: 0.347 (1, 8)	6-3			6-3		G6-4-3		K			G6-4-3 1B	5	0	1	1	0	1	2									
Cookie Rojas, R OBP: 0.270, SLG: 0.369 (1, 4)	5-3			F7			5-3		F9		G6-4-3 1B	5	0	0	0	0	0	1									
Dick Allen, R OBP: 0.386, SLG: 0.586 (1, 7)	K			6-3					L8			4	0	1	0	0	1	0									
Johnny Callison, L OBP: 0.315, SLG: 0.405 (1, 9)		L9				1B G6-4-3 1B			3-1		P4	4	1	1	0	0	0	1									
John Briggs, L OBP: 0.343, SLG: 0.304 (1, 3)		F8				1-3 G6-4-3 1B			F2			4	0	1	0	0	0	1									
Tony Taylor, R OBP: 0.309, SLG: 0.315 (1, 5)		1-4-3				G6-4-3 1-2r 3-H						4	1	1	0	0	0	1									
Roberto Pena, R OBP: 0.321, SLG: 0.283 (1, 6)				F9		P6		SH1-4 3B 1B	SH1-4		5-3	3	0	0	0	0	0	0									
Clay Dalrymple, L OBP: 0.281, SLG: 0.296 (1, 2)				K				L9	L9		1B 2B	4	1	1	0	0	1	1									
Rick Wise, R OBP: 0.269, SLG: 0.520 (1, 1)				L5							1-3	2	0	1	0	0	0	0									
Bill White, L OBP: 0.320, SLG: 0.379 (8, PH)						G6-4-3 1B						2	0	1	1	0	0	0									
John Boozer, R (8, 1)												0	0	0	0	0	0	0									
Howie Bedell, L OBP: 0.167, SLG: 0.200 (11, PH)												1	0	0	0	0	0	1									
Turk Farrell, R (11, 1)												0	0	0	0	0	0	0									
Inning Stats	R: 0 E: 0 K: 1 S: 5	H: 0 LOB: 0 BB: 0 P: 5	R: 0 E: 0 K: 0 S: 3	H: 0 LOB: 0 BB: 0 P: 3	R: 0 E: 0 K: 1 S: 5	H: 0 LOB: 0 BB: 0 P: 5	R: 0 E: 0 K: 0 S: 3	H: 0 LOB: 0 BB: 0 P: 3	R: 1 E: 0 K: 0 S: 4	H: 2 LOB: 0 BB: 0 P: 4	R: 0 E: 0 K: 0 S: 3	H: 1 LOB: 1 BB: 0 P: 4	R: 1 E: 0 K: 1 S: 7	H: 2 LOB: 1 BB: 0 P: 7	R: 0 E: 0 K: 0 S: 3	H: 0 LOB: 0 BB: 0 P: 3	R: 0 E: 0 K: 0 S: 3	H: 0 LOB: 0 BB: 0 P: 3	R: 1 E: 0 K: 0 S: 4	H: 2 LOB: 0 BB: 0 P: 4	1B: 5 2B: 2 3B: 1 HR: 0	SF: 0 SAC: 1 DP: 3 HBP: 0	WP: 0 PB: 0 SB: 0 CS: 0	PA: 38			
PITCHER	IP: 7.2 WLS: 27 BF: 27 ERA: 3.81	WLS: 11 BF: 11 ERA: 2.63	H: 2 R: 1 ER: 1 SO: 2	BB: 0 IBB: 0 HBP: 0 BLK: 0	WP: 0 HR: 0 S: 31 P: 31	ERA: 2.35 WHIP: 0.783	PITCHER	IP: 7.2 WLS: 27 BF: 27 ERA: 3.81	WLS: 11 BF: 11 ERA: 2.63	H: 2 R: 1 ER: 1 SO: 2	BB: 0 IBB: 0 HBP: 0 BLK: 0	WP: 0 HR: 0 S: 31 P: 31	ERA: 2.35 WHIP: 0.783	PITCHER	IP: 7.2 WLS: 27 BF: 27 ERA: 3.81	WLS: 11 BF: 11 ERA: 2.63	H: 2 R: 1 ER: 1 SO: 2	BB: 0 IBB: 0 HBP: 0 BLK: 0	WP: 0 HR: 0 S: 31 P: 31	ERA: 2.35 WHIP: 0.783	PITCHER	IP: 7.2 WLS: 27 BF: 27 ERA: 3.81	WLS: 11 BF: 11 ERA: 2.63	H: 2 R: 1 ER: 1 SO: 2	BB: 0 IBB: 0 HBP: 0 BLK: 0	WP: 0 HR: 0 S: 31 P: 31	ERA: 2.35 WHIP: 0.783

Philadelphia Phillies @ Atlanta Braves
Atlanta Stadium, Atlanta, GA
Wed Jun 26 1968, 7:05 PM EDT
Att: 10,128 - Unknown

AB 37
R 3
H 8
RBI 2
BB 0
SO 3
LOB 8



Batter	1	2	3	4	5	6	7	8	9	10	11	AB	R	H	RBI	BB	SO	LOB	BOTTOM								
Felipe Alou, R OBP: 0.348, SLG: 0.436 (1, 8)	6-3		F9			1B		F7		F5		5	0	1	0	0	0	0									
Sonny Jackson, L OBP: 0.266, SLG: 0.270 (1, 6)						P3				F5		4	0	2	0	1	0	1									
Hank Aaron, R OBP: 0.315, SLG: 0.455 (1, 9)	F3		CS	L8		F9					5-3	5	0	1	0	0	0	2									
Joe Torre, R OBP: 0.338, SLG: 0.445 (1, 3) (8, 2)	F8			6-3		5-3				K		5	0	0	0	0	1	4									
Tito Francona, L OBP: 0.423, SLG: 0.422 (8, 3)		F8		1-3		F8				K		3	0	0	0	0	0	0									
Deron Johnson, R OBP: 0.282, SLG: 0.298 (8, 3)											5-3	2	0	0	0	0	1	2									
Clete Boyer, R OBP: 0.273, SLG: 0.304 (1, 5)						4-3 2B				5-3		3	1	2	0	1	0	0									
Bob Tillman, R OBP: 0.226, SLG: 0.280 (7, PH)						5-3						2	0	0	0	0	0	2									
Mike Lum, L OBP: 0.272, SLG: 0.320 (8, 7)												1	1	1	2	1	0	0									
Marty Martinez, S OBP: 0.290, SLG: 0.260 (1, 4)						4-3				F8		4	0	0	0	0	0	3									
Phil Niekro, R OBP: 0.222, SLG: 0.222 (8, 1)						K				CS		3	0	0	0	0	2	1									
Jim Britton, R OBP: 0.222, SLG: 0.222 (8, 1)						K				K		1	0	0	0	0	1	0									
Inning Stats	R: 0 E: 0 K: 0 S: 3	H: 0 LOB: 1 BB: 1 P: 7	R: 0 E: 0 K: 0 S: 3	H: 0 LOB: 1 BB: 1 P: 7	R: 0 E: 0 K: 1 S: 5	H: 1 LOB: 0 BB: 0 P: 5	R: 0 E: 0 K: 0 S: 3	H: 0 LOB: 0 BB: 0 P: 3	R: 0 E: 0 K: 1 S: 4	H: 1 LOB: 1 BB: 0 P: 4	R: 2 E: 0 K: 0 S: 5	H: 2 LOB: 0 BB: 0 P: 5	R: 0 E: 0 K: 2 S: 9	H: 2 LOB: 2 BB: 0 P: 9	R: 0 E: 0 K: 0 S: 2	H: 0 LOB: 0 BB: 1 P: 6	R: 0 E: 0 K: 1 S: 5	H: 0 LOB: 0 BB: 0 P: 5	R: 0 E: 0 K: 0 S: 3	H: 0 LOB: 0 BB: 0 P: 3	1B: 5 2B: 1 3B: 0 HR: 1	SF: 0 SAC: 0 DP: 0 HBP: 0	WP: 0 PB: 0 SB: 1 CS: 2	PA: 43			
PITCHER	IP: 7.0 WLS: 11 BF: 27 ERA: 3.99	WLS: 3 BF: 11 ERA: 4.76	H: 2 R: 2 ER: 2 SO: 3	BB: 2 IBB: 0 HBP: 0 BLK: 0	WP: 0 HR: 1 S: 29 P: 29	ERA: 2.57 WHIP: 1.000	PITCHER	IP: 7.0 WLS: 11 BF: 27 ERA: 3.99	WLS: 3 BF: 11 ERA: 4.76	H: 2 R: 2 ER: 2 SO: 3	BB: 2 IBB: 0 HBP: 0 BLK: 0	WP: 0 HR: 1 S: 29 P: 29	ERA: 2.57 WHIP: 1.000	PITCHER	IP: 7.0 WLS: 11 BF: 27 ERA: 3.99	WLS: 3 BF: 11 ERA: 4.76	H: 2 R: 2 ER: 2 SO: 3	BB: 2 IBB: 0 HBP: 0 BLK: 0	WP: 0 HR: 1 S: 29 P: 29	ERA: 2.57 WHIP: 1.000	PITCHER	IP: 7.0 WLS: 11 BF: 27 ERA: 3.99	WLS: 3 BF: 11 ERA: 4.76	H: 2 R: 2 ER: 2 SO: 3	BB: 2 IBB: 0 HBP: 0 BLK: 0	WP: 0 HR: 1 S: 29 P: 29	ERA: 2.57 WHIP: 1.000

Philadelphia Phillies @ Atlanta Braves
Atlanta Stadium, Atlanta, GA
Wed Jun 26 1968, 7:05 PM EDT
Att: 10,128 - Unknown

AB 38
R 2
H 7
RBI 2
BB 3
SO 5
LOB 15



Batter	1	2	3	4	5	6	7	8	9	AB	R	H	RBI	BB	SO	LOB	TOP			
Tony Gonzalez, L (1,8) OBP: 0.333, SLG: 0.339	6-3	4-3		G3			F7		HBP	4	0	0	0	0	0	4	Philadelphia Phillies @ Atlanta Braves Atlanta Stadium, Atlanta, GA Thu Jun 27 1968, 7:05 PM EDT Att: 12,347 - Unknown			
Cookie Rojas, R (1,4) OBP: 0.269, SLG: 0.366	1B		6-3		L7		P6		K	5	0	1	0	0	1	3				
Dick Allen, R (1,7) OBP: 0.361, SLG: 0.575	6-3		1B		F3		F8		4-3	5	0	1	0	0	0	4				
Johnny Callison, L (1,9) OBP: 0.310, SLG: 0.398	F9		4-3		5-3				F8	4	0	0	0	0	0	2				
John Briggs, L (1,3) OBP: 0.339, SLG: 0.302		1B	F5				3-1		K	4	1	1	0	0	1	1				
Tony Taylor, R (1,5) OBP: 0.312, SLG: 0.317		1B			6-3		K		5-3	1	1	1	0	0	0	0				
Rick Joseph, R (2,5) OBP: 0.302, SLG: 0.255	2B	SF9								3	0	0	0	0	1	0				
Roberto Pena, R (1,6) OBP: 0.341, SLG: 0.315		2B	1B						4-3	4	1	4	1	0	0	0				
Clay Dalrymple, L (1,2) OBP: 0.273, SLG: 0.286		3H	2B		P3		F9		4-3	4	0	0	0	0	0	5				
Chris Short, R (1,1) OBP: 0.200, SLG: 0.184										1	0	1	1	0	0	0				
Howie Bedell, L (7, PH) OBP: 0.286, SLG: 0.200	SF9									0	0	0	0	1	0	0				
Dick Hall, R (7, PH) OBP: 0.333, SLG: 0.333										0	0	0	0	0	0	0				
Bill White, L (9, PH) OBP: 0.323, SLG: 0.383									HBP	1	0	1	1	0	0	0				
Grant Jackson, S (9, PR) OBP: 0.323, SLG: 0.383	3H				1B		BB		2H	0	0	0	0	0	0	0				
Inning Stats	R: 0 E: 0 K: 0 S: 4	H: 1 LOB: 1 BB: 0 P: 4	R: 2 E: 0 K: 0 S: 6	H: 3 LOB: 1 BB: 0 P: 6	R: 0 E: 0 K: 0 S: 4	H: 1 LOB: 1 BB: 0 P: 4	R: 0 E: 0 K: 0 S: 5	H: 2 LOB: 2 BB: 0 P: 5	R: 0 E: 0 K: 1 S: 3	H: 1 LOB: 0 BB: 0 P: 3	R: 0 E: 0 K: 1 S: 6	H: 0 LOB: 1 BB: 1 P: 7	R: 0 E: 0 K: 1 S: 5	H: 0 LOB: 0 BB: 0 P: 5	R: 1 E: 0 K: 1 S: 7	H: 2 LOB: 2 BB: 0 P: 8	1B: 9 2B: 1 3B: 0 HR: 0	SF: 1 SAC: 0 DP: 0 HBP: 1	WP: 0 PB: 0 SB: 0 CS: 0	PA: 39
PITCHER	IP WLS BF H R ER SO BB IBB HBP BLK WP HR S P ERA WHIP																			
Pat Jarvis, R (1,1) ERA: 2.34	8.0 W 34 9 3 3 2 1 0 0 0 0 0 0 37 41 3.38 1.250																			
Cecil Upshaw, R (9,1) ERA: 2.4	1.0 S 5 1 0 0 1 0 0 0 1 0 0 0 6 7 0.00 1.000																			

AB	36
R	3
H	10
RBI	3
BB	1
SO	3
LOB	19



Batter	1	2	3	4	5	6	7	8	9	AB	R	H	RBI	BB	SO	LOB	BOTTOM			
Felipe Alou, R (1,8) OBP: 0.346, SLG: 0.430	K	K			1-3	S		5-3		4	0	0	0	1	2	2	Philadelphia Phillies @ Atlanta Braves Atlanta Stadium, Atlanta, GA Thu Jun 27 1968, 7:05 PM EDT Att: 12,347 - Unknown			
Clete Boyer, R (1,5) OBP: 0.272, SLG: 0.303	F3	F9			HBP	L7				4	1	1	0	0	0	3				
Hank Aaron, R (1,9) OBP: 0.317, SLG: 0.465	HR		K		1B	HBP	P4			3	2	1	1	0	1	0				
Joe Torre, R (1,2) OBP: 0.342, SLG: 0.447	2B	1B	4-3		1B	2H	K			4	0	2	1	0	1	0				
Deron Johnson, R (1,3) OBP: 0.286, SLG: 0.313	2B		F3		K		1B	2B		4	1	2	0	0	1	2				
Tommie Aaron, R (1,7) OBP: 0.325, SLG: 0.321	6-3				F8	FC4-6				4	0	2	2	0	0	2				
Mike Lum, L (8,7) OBP: 0.272, SLG: 0.320					1B	2H	1B			0	0	0	0	0	0	0				
Marty Martinez, S (1,4) OBP: 0.297, SLG: 0.270		1B	1B		FC4-6	1-2	F5			4	0	2	0	0	0	3				
Sonny Jackson, L (1,6) OBP: 0.286, SLG: 0.270		SH1-4	1B		K		F7		4-3	4	0	1	0	0	1	1				
Pat Jarvis, R (1,1) OBP: 0.152, SLG: 0.114		SH1-4			P5		K		K	3	0	0	0	0	2	1				
Cecil Upshaw, R (9,1) OBP: 0.333, SLG: 0.250										0	0	0	0	0	0	0				
Inning Stats	R: 1 E: 0 K: 1 S: 8	H: 3 LOB: 2 BB: 0 P: 8	R: 0 E: 0 K: 1 S: 7	H: 2 LOB: 0 BB: 0 P: 7	R: 0 E: 0 K: 1 S: 5	H: 0 LOB: 0 BB: 0 P: 5	R: 0 E: 0 K: 1 S: 6	H: 1 LOB: 1 BB: 0 P: 6	R: 2 E: 0 K: 1 S: 8	H: 3 LOB: 2 BB: 0 P: 9	R: 0 E: 0 K: 1 S: 5	H: 0 LOB: 1 BB: 1 P: 9	R: 1 E: 0 K: 1 S: 7	H: 2 LOB: 1 BB: 0 P: 7	R: 0 E: 0 K: 1 S: 5	H: 0 LOB: 0 BB: 0 P: 5		1B: 8 2B: 2 3B: 0 HR: 1	SF: 0 SAC: 1 DP: 0 HBP: 1	WP: 0 PB: 0 SB: 1 CS: 0
PITCHER	IP WLS BF H R ER SO BB IBB HBP BLK WP HR S P ERA WHIP																			
Chris Short, L (1,1) ERA: 2.5	6.0 L 29 9 3 3 6 1 0 0 0 0 0 0 39 44 4.50 1.667																			
Dick Hall, R (7,1) ERA: 4.94	2.0 8 2 1 1 2 0 0 0 0 0 0 0 12 12 4.50 1.000																			



Batter	1	2	3	4	5	6	7	8	9	AB	R	H	RBI	BB	SO	LOB	TOP								
Felipe Alou, R OBP: 0.347, SLG: 0.430 (1, 8)	P4-3		1B		F7			K	1B	5	0	2	1	0	1	0	Atlanta Braves @ Los Angeles Dodgers Dodger Stadium, Los Angeles, CA Fri Jun 28 1968, 7:05 PM PDT Att: 51,747 - Unknown livebaseballscorecards.com								
Clete Boyer, R OBP: 0.271, SLG: 0.300 (1, 5)	P4-3		1B		L9			L5	1B	5	0	1	0	0	1	1									
Hank Aaron, R OBP: 0.316, SLG: 0.473 (1, 9)	P4-3		1B		F7			HR		4	1	1	1	0	0	2									
Joe Torre, R OBP: 0.340, SLG: 0.441 (1, 2)		6-3			F3			K	1B	4	0	1	0	0	1	0									
Deron Johnson, R OBP: 0.290, SLG: 0.314 (1, 3)		1B			F9			F7	1B	3	0	1	0	1	0	0									
Tommie Aaron, R OBP: 0.326, SLG: 0.316 (1, 7)		1B			F8			BB	1B	2	1	0	0	1	1	1									
Tito Francona, L OBP: 0.422, SLG: 0.419 (8, PH)					E			K	BB	1	0	0	0	0	0	2									
Mike Lum, L OBP: 0.272, SLG: 0.320 (8, 7)					1B			F8		0	0	0	0	0	0	0									
Marty Martinez, S OBP: 0.296, SLG: 0.269 (1, 4)	K				E1			P4-3	1B	4	0	1	0	0	1	2									
Sonny Jackson, L OBP: 0.285, SLG: 0.269 (1, 6)			1-3		1B			P4-3	FC4-6	4	1	1	1	0	0	1									
Mitt Pappas, R OBP: 0.130, SLG: 0.091 (1, 1)			K		K			K	SH1-4	3	0	0	0	0	3	2									
Inning Stats	R: 0 E: 0 K: 0 S: 3	H: 0 LOB: 0 BB: 0 P: 3	R: 0 E: 0 K: 1 S: 6	H: 1 LOB: 1 BB: 0 P: 6	R: 0 E: 0 K: 1 S: 7	H: 2 LOB: 2 BB: 0 P: 7	R: 1 E: 1 K: 1 S: 7	H: 1 LOB: 2 BB: 1 P: 11	R: 0 E: 0 K: 0 S: 3	H: 0 LOB: 0 BB: 0 P: 3	R: 0 E: 0 K: 2 S: 7	H: 0 LOB: 0 BB: 0 P: 7	R: 0 E: 0 K: 1 S: 5	H: 0 LOB: 0 BB: 0 P: 5	R: 1 E: 0 K: 1 S: 7	H: 2 LOB: 2 BB: 1 P: 11	R: 1 E: 0 K: 1 S: 7	H: 2 LOB: 1 BB: 0 P: 7	1B: 7 2B: 0 3B: 0 HR: 1	SF: 0 SAC: 1 DP: 0 HBP: 0	WP: 0 PB: 0 SB: 0 CS: 0	PA: 38			
PITCHER	IP	WLS	BF	H	R	ER	SO	BB	IBB	HBP	BLK	WP	HR	S	P	ERA	WHIP								
Mike Kekich, L ERA: 2.82 (1, 1)	7.2	L	32	6	2	1	7	2	0	0	0	0	1	44	52	1.17	1.043								
Jack Billingham, R ERA: 2.34 (8, 1)	1.1		6	2	1	1	1	0	0	0	0	0	0	8	8	6.75	1.500								

Batter	1	2	3	4	5	6	7	8	9	AB	R	H	RBI	BB	SO	LOB	BOTTOM								
Willie Davis, L OBP: 0.256, SLG: 0.317 (1, 8)	K		S		F5			G3		4	0	1	0	0	1	1	Atlanta Braves @ Los Angeles Dodgers Dodger Stadium, Los Angeles, CA Fri Jun 28 1968, 7:05 PM PDT Att: 51,747 - Unknown livebaseballscorecards.com								
Paul Popovich, S OBP: 0.304, SLG: 0.295 (1, 4)	1B		P6		F2			P3		4	0	1	0	0	0	1									
Len Gabrielson, L OBP: 0.311, SLG: 0.477 (1, 7)	F8				L8			4-3		4	0	0	0	0	0	1									
Tom Haller, L OBP: 0.336, SLG: 0.360 (1, 2)	K				1B			F7		4	0	1	0	0	1	1									
Jim Lefebvre, S OBP: 0.241, SLG: 0.345 (1, 5)		F8			F6			3-1		3	0	0	0	0	0	1									
Ron Fairly, L OBP: 0.255, SLG: 0.250 (1, 9) (8, 3)		G3			F4			4-3		3	0	0	0	0	0	1									
Wes Parker, S OBP: 0.311, SLG: 0.325 (1, 3)					F8			4-3		3	0	0	0	0	1	0									
Jack Billingham, R (8, 1)		K								0	0	0	0	0	0	0									
Zoilo Versalles, R OBP: 0.232, SLG: 0.268 (1, 6)			5-3		6-3			K		3	0	1	0	0	1	0									
Mike Kekich, R OBP: 0.176, SLG: 0.125 (1, 1)					1-3			F9		2	0	0	0	0	0	1									
Jim Fairley, L OBP: 0.274, SLG: 0.357 (8, 9)					2-3					1	0	0	0	0	0	0									
Inning Stats	R: 0 E: 0 K: 2 S: 8	H: 1 LOB: 1 BB: 0 P: 8	R: 0 E: 0 K: 1 S: 5	H: 0 LOB: 0 BB: 0 P: 5	R: 0 E: 0 K: 0 S: 4	H: 1 LOB: 1 BB: 0 P: 4	R: 0 E: 0 K: 0 S: 4	H: 1 LOB: 1 BB: 0 P: 4	R: 0 E: 0 K: 0 S: 3	H: 0 LOB: 0 BB: 0 P: 3	R: 0 E: 0 K: 0 S: 3	H: 0 LOB: 0 BB: 0 P: 3	R: 0 E: 0 K: 1 S: 5	H: 0 LOB: 0 BB: 0 P: 5	R: 0 E: 0 K: 1 S: 3	H: 0 LOB: 0 BB: 0 P: 3	1B: 3 2B: 1 3B: 0 HR: 0	SF: 0 SAC: 0 DP: 0 HBP: 0	WP: 0 PB: 0 SB: 1 CS: 0	PA: 31					
PITCHER	IP	WLS	BF	H	R	ER	SO	BB	IBB	HBP	BLK	WP	HR	S	P	ERA	WHIP								
Mitt Pappas, R ERA: 4.27 (1, 1)	9.0	W	31	4	0	0	4	0	0	0	0	0	0	39	39	0.00	0.444								

Batter	1	2	3	4	5	6	7	8	9	AB	R	H	RBI	BB	SO	LOB	TOP			
Felipe Alou, R OBP: 0.345, SLG: 0.428 (1, 8)	0-0 6-3	0-0 FC6-4 1B			0-0 P6-3		0-0 FC5-4 1-2			4	0	1	0	0	0	1				
Clete Boyer, R OBP: 0.270, SLG: 0.300 (1, 5)	0-0 1B	0-0 FC6-4 1-2			0-3 K			0-0 4-3		4	1	1	0	0	1	1				
Hank Aaron, R OBP: 0.315, SLG: 0.473 (1, 9)	0-0 F8				0-0 F8			0-0 F8		4	0	1	0	0	0	1				
Joe Torre, R OBP: 0.337, SLG: 0.436 (1, 2)	0-0 1B	1-3 1B			0-0 5-3		0-0 G3		0-0 1-3	4	0	1	0	0	0	1				
Deron Johnson, R OBP: 0.294, SLG: 0.314 (1, 3)	0-0 FC4 1-2 3-H 1B				0-0 F9		0-0 F9		4-0 FC5-4 BB	3	0	1	1	1	0	1				
Tommie Aaron, R OBP: 0.316, SLG: 0.305 (1, 7)	0-0 FC4 1-2				0-0 L9		0-0 F9		0-0 F8	4	0	0	0	0	0	4				
Marty Martinez, S OBP: 0.294, SLG: 0.269 (1, 4)		0-0 SH1-3 SF9 1B			0-0 P6-3		0-0 5-3		0-0 FC5-4 1-2	4	1	1	0	0	0	1				
Sonny Jackson, L OBP: 0.289, SLG: 0.278 (1, 6)		0-0 SH1-3 2-3			0-0 CS 1B		0-0 4-3		0-0 1-3 2B	3	0	2	0	0	0	0				
Ken Johnson, R OBP: 0.103, SLG: 0.107 (2, 1) Dick Kelley, R OBP: 0.200, SLG: 0.059 (7, PH) Bob Williams, R OBP: 0.228, SLG: 0.278 (7, PH) Felix Millener, S OBP: 0.303, SLG: 0.365 (7, 1) Ted Davidson, R OBP: 0.321, SLG: 0.296 (9, PH)		0-0 SF9			0-3 K		0-0 E5 FC5-4		0-3 K	0	0	0	1	0	0	0				
Inning Stats	R: 1 E: 0 K: 0 S: 6	H: 3 LOB: 2 BB: 0 P: 6	R: 1 E: 1 K: 0 S: 5	H: 2 LOB: 1 BB: 0 P: 5	R: 0 E: 0 K: 0 S: 4	H: 1 LOB: 1 BB: 0 P: 4	R: 0 E: 0 K: 1 S: 5	H: 1 LOB: 0 BB: 0 P: 5	R: 0 E: 0 K: 0 S: 3	H: 0 LOB: 0 BB: 0 P: 3	R: 0 E: 1 K: 0 S: 4	H: 0 LOB: 1 BB: 0 P: 4	R: 0 E: 0 K: 0 S: 3	H: 0 LOB: 0 BB: 0 P: 3	R: 0 E: 0 K: 1 S: 6	H: 1 LOB: 2 BB: 1 P: 10	1B: 6 2B: 3 3B: 0 HR: 0	SF: 1 SAC: 1 DP: 1 HBP: 0	WP: 0 PB: 0 SB: 0 CS: 1	PA: 36
PITCHER	IP WLS BF H R ER SO BB IBB HBP BLK WP HR S P ERA WHIP	IP WLS BF H R ER SO BB IBB HBP BLK WP HR S P ERA WHIP																		
Claude Osteen, L ERA: 3.05 (1, 1)	8.2 W 35 8 2 2 2	0.1 S 1 0 0 0 1																		
Jim Brewer, L ERA: 2.16 (9, 1)																				

Atlanta Braves @ Los Angeles Dodgers
Dodger Stadium, Los Angeles, CA
Sat Jun 29 1968, 7:05 PM PDT
Att: 21,923 - Unknown

AB 33
R 2
H 8
RBI 2
BB 1
SO 3
LOB 13



Batter	1	2	3	4	5	6	7	8	9	AB	R	H	RBI	BB	SO	LOB	BOTTOM		
Willie Davis, L OBP: 0.258, SLG: 0.318 (1, 8)	0-0 BB 1B	0-0 4-3		0-3 K		0-3 K		0-0 1B		5	2	2	0	0	2	1			
Paul Popovich, S OBP: 0.311, SLG: 0.300 (1, 4) (3, 6)	4-0 1-2 1B	0-0 BB 1B		0-0 P6-4-3 1-2		0-0 P9		0-0 1B		4	2	2	0	1	0	1			
Len Gabrielson, L OBP: 0.323, SLG: 0.474 (1, 7) (8, 8)	4-0 SH1-3 1-2 2-3 1B	4-0 1B 1B			0-0 F3		0-0 4-3		0-0 1-3 2-H 1B	3	1	1	1	2	0	0			
Tom Haller, L OBP: 0.345, SLG: 0.367 (1, 2)	0-0 1B SH1-3 1-2 2-H 3-H 1B	0-0 1B 1B			0-0 2B 1B		4-0 FC6-4 BB		0-0 F9	4	0	3	3	1	0	2			
Jim Lefebvre, S OBP: 0.233, SLG: 0.333 (1, 5) (3, 4)	0-0 SH1-3 1-2 2-3	0-0 6-3			0-0 F8		0-0 FC6-4 1-2			3	0	0	0	0	0	4			
Ron Fairly, L OBP: 0.255, SLG: 0.255 (1, 9)	4-0 G5-3 1B IBB			0-0 4-3		0-0 1-3 2B		0-0 F5		3	0	1	0	1	0	0			
Wes Parker, S OBP: 0.314, SLG: 0.325 (1, 3)	0-0 1-2 2-3 3-H 1B			0-0 P4		0-0 F3		4-0 HR BB		3	1	1	1	1	0	2			
Zolio Versalles, R OBP: 0.231, SLG: 0.267 (1, 6)	0-0 G5-3 2-3			0-0 F7		0-0 F8		0-0 HR		1	0	0	0	0	0	3			
Ken Boyer, R OBP: 0.336, SLG: 0.364 (3, 5)				0-0 F7		0-0 F8		0-0 HR		3	1	1	2	0	0	0			
Claude Osteen, L OBP: 0.214, SLG: 0.286 (1, 1)				0-0 K		0-0 G3		0-0 5-3		4	0	1	0	0	1	0			
Jim Brewer, L OBP: 0.333, SLG: 0.333 (9, 1)				0-0 P6-4-3 1B						0	0	0	0	0	0	0			
Inning Stats	R: 3 E: 0 K: 0 S: 5	H: 3 LOB: 2 BB: 3 P: 17	R: 1 E: 0 K: 1 S: 7	H: 2 LOB: 1 BB: 1 P: 11	R: 0 E: 0 K: 0 S: 3	H: 0 LOB: 0 BB: 0 P: 3	R: 0 E: 0 K: 1 S: 5	H: 1 LOB: 0 BB: 0 P: 5	R: 0 E: 0 K: 0 S: 5	H: 0 LOB: 0 BB: 0 P: 5	R: 0 E: 0 K: 0 S: 3	H: 0 LOB: 1 BB: 1 P: 7	R: 0 E: 0 K: 0 S: 7	H: 4 LOB: 2 BB: 1 P: 11	1B: 10 2B: 1 3B: 0 HR: 1	SF: 0 SAC: 1 DP: 2 HBP: 0	WP: 0 PB: 0 SB: 0 CS: 0	PA: 40	
PITCHER	IP WLS BF H R ER SO BB IBB HBP BLK WP HR S P ERA WHIP	IP WLS BF H R ER SO BB IBB HBP BLK WP HR S P ERA WHIP																	
Ken Johnson, R ERA: 2.81 (1, 1)	1.2 L 13																		
Dick Kelley, L ERA: 3.1 (2, 1)	4.1 15																		
Ted Davidson, L ERA: 6.75 (7, 1)	2.0 12																		

Atlanta Braves @ Los Angeles Dodgers
Dodger Stadium, Los Angeles, CA
Sat Jun 29 1968, 7:05 PM PDT
Att: 21,923 - Unknown

AB 33
R 7
H 12
RBI 7
BB 6
SO 3
LOB 13



Batter	1	2	3	4	5	6	7	8	9	AB	R	H	RBI	BB	SO	LOB	TOP			
Felipe Alou, R OBP: 0.347, SLG: 0.427 (1, 8)										3	0	1	2	1	0	1	Atlanta Braves @ Los Angeles Dodgers Dodger Stadium, Los Angeles, CA Sun Jun 30 1968, 3:33 AM PDT Att: 19,136 - Unknown			
Clete Boyer, R OBP: 0.270, SLG: 0.299 (1, 5)										4	0	1	0	0	0	2				
Hank Aaron, R OBP: 0.311, SLG: 0.466 (1, 9)										4	0	0	0	0	0	3				
Joe Torre, R OBP: 0.335, SLG: 0.431 (9, PR)										4	0	1	0	0	0	1				
Felix Milian, R OBP: 0.337, SLG: 0.365 (9, PR)										0	0	0	0	0	0	0				
Tito Francona, L OBP: 0.418, SLG: 0.409 (9, PR)										3	0	0	0	1	0	2				
Tommie Aaron, R OBP: 0.316, SLG: 0.305 (9, PR)										0	0	0	0	0	0	0				
Mike Lum, L OBP: 0.259, SLG: 0.304 (1, 7)										4	0	0	0	0	0	2				
Sonny Jackson, L OBP: 0.290, SLG: 0.276 (9, PH)										2	1	0	0	0	1	0				
Deron Johnson, R OBP: 0.293, SLG: 0.312 (9, PH)										1	0	0	0	0	0	1				
Marty Martinez, S OBP: 0.311, SLG: 0.282 (1, 4)										2	1	2	0	1	0	0				
Ron Reed, R OBP: 0.189, SLG: 0.143 (8, PH)										2	0	0	0	0	1	2				
Mike Page, L OBP: 0.222, SLG: 0.222 (8, 1)										1	0	0	0	0	1	0				
Jim Britton, R OBP: 0.222, SLG: 0.222 (8, 1)										0	0	0	0	0	0	0				
Inning Stats	R: 0 E: 0 K: 0 S: 3	H: 0 LOB: 0 BB: 0 P: 3	R: 0 E: 0 K: 0 S: 3	H: 0 LOB: 0 BB: 0 P: 3	R: 2 E: 0 K: 0 S: 5	H: 2 LOB: 1 BB: 0 P: 6	R: 0 E: 0 K: 0 S: 2	H: 0 LOB: 0 BB: 1 P: 6	R: 0 E: 0 K: 2 S: 7	H: 0 LOB: 1 BB: 1 P: 11	R: 0 E: 0 K: 0 S: 4	H: 1 LOB: 1 BB: 0 P: 4	R: 0 E: 1 K: 1 S: 3	H: 1 LOB: 1 BB: 1 P: 9	R: 0 E: 0 K: 0 S: 4	H: 1 LOB: 1 BB: 0 P: 4	1B: 5 2B: 0 3B: 0 HR: 0	SF: 0 SAC: 1 DP: 1 HBP: 1	WP: 0 PB: 0 SB: 0 CS: 1	PA: 35
PITCHER Mudcat Grant, R ERA: 2.5 (1, 1)	IP: 9.0 WLS: W BF: 35 H: 5 R: 2 ER: 2 SO: 3 BB: 3 IBB: 0 HBP: 1 BLK: 0 WP: 0 HR: 0 S: 36 P: 49 ERA: 2.00 WHIP: 0.889															PITCHER				

Batter	1	2	3	4	5	6	7	8	9	AB	R	H	RBI	BB	SO	LOB	BOTTOM			
Willie Davis, L OBP: 0.258, SLG: 0.317 (1, 8)										4	0	1	1	0	0	0	Atlanta Braves @ Los Angeles Dodgers Dodger Stadium, Los Angeles, CA Sun Jun 30 1968, 3:33 AM PDT Att: 19,136 - Unknown			
Paul Popovich, S OBP: 0.315, SLG: 0.304 (1, 6)										4	1	2	0	0	0	1				
Len Gabrielson, L OBP: 0.328, SLG: 0.492 (1, 7)										4	1	2	0	0	1	1				
Tom Haller, L OBP: 0.348, SLG: 0.367 (1, 2)										3	0	1	0	1	0	1				
Ken Boyer, R OBP: 0.329, SLG: 0.355 (1, 5)										3	0	0	2	0	0	2				
Ron Fairly, L OBP: 0.259, SLG: 0.255 (1, 9)										4	0	1	0	0	1	3				
Jim Lefebvre, S OBP: 0.234, SLG: 0.322 (1, 4)										3	0	0	0	1	0	2				
Wes Parker, S OBP: 0.314, SLG: 0.329 (1, 3)										3	1	1	0	0	1	1				
Mudcat Grant, R OBP: 0.200, SLG: 0.400 (1, 1)										3	0	0	0	0	0	2				
Inning Stats	R: 1 E: 0 K: 0 S: 5	H: 2 LOB: 1 BB: 0 P: 5	R: 1 E: 0 K: 0 S: 5	H: 2 LOB: 1 BB: 0 P: 5	R: 0 E: 0 K: 1 S: 5	H: 0 LOB: 0 BB: 0 P: 5	R: 0 E: 0 K: 1 S: 6	H: 1 LOB: 1 BB: 0 P: 6	R: 0 E: 0 K: 0 S: 3	H: 0 LOB: 1 BB: 1 P: 7	R: 0 E: 0 K: 0 S: 3	H: 0 LOB: 0 BB: 0 P: 3	R: 0 E: 0 K: 0 S: 4	H: 1 LOB: 1 BB: 0 P: 4	R: 0 E: 0 K: 0 S: 4	H: 1 LOB: 1 BB: 0 P: 4		1B: 5 2B: 3 3B: 0 HR: 0	SF: 1 SAC: 0 DP: 0 HBP: 0	WP: 0 PB: 0 SB: 2 CS: 0
PITCHER Ron Reed, R ERA: 2.91 (1, 1)	IP: 7.0 WLS: L BF: 30 H: 7 R: 3 ER: 3 SO: 3 BB: 1 IBB: 1 HBP: 0 BLK: 0 WP: 0 HR: 0 S: 34 P: 42 ERA: 3.86 WHIP: 1.143															PITCHER				
Jim Britton, R ERA: 2.57 (8, 1)	IP: 1.0 WLS: L BF: 4 H: 1 R: 0 ER: 0 SO: 0 BB: 0 IBB: 0 HBP: 0 BLK: 0 WP: 0 HR: 0 S: 4 P: 4 ERA: 0.00 WHIP: 1.000															PITCHER				



Batter	1	2	3	4	5	6	7	8	9	AB	R	H	RBI	BB	SO	LOB	TOP					
Felipe Alou, R OBP: 0.348, SLG: 0.426 (1, 8)										5	0	2	1	0	0	3	Atlanta Braves @ San Francisco Giants Candlestick Park, San Francisco, CA Mon Jul 01 1968, 6:33 AM EDT Att: 4,706 - Unknown					
Clete Boyer, R OBP: 0.273, SLG: 0.305 (1, 5)										5	1	2	1	0	0	2						
Hank Aaron, R OBP: 0.310, SLG: 0.460 (1, 9)										4	1	0	0	1	0	4						
Joe Torre, R OBP: 0.337, SLG: 0.437 (1, 2)										5	1	2	1	0	1	2						
Tito Francona, L OBP: 0.429, SLG: 0.415 (1, 7)										3	0	2	2	2	0	0						
Mike Lum, L OBP: 0.259, SLG: 0.304 (9, PR)										0	0	0	0	0	0	0						
Deron Johnson, R OBP: 0.291, SLG: 0.306 (1, 3)										4	0	0	0	0	0	8						
Marty Martinez, S OBP: 0.307, SLG: 0.272 (1, 4)										4	1	0	0	1	0	2						
Sonny Jackson, L OBP: 0.296, SLG: 0.281 (1, 6)										3	1	1	0	2	1	0						
Phil Niekro, R OBP: 0.097, SLG: 0.194 (1, 1)										4	0	0	0	0	3	4						
Cecil Upshaw, R OBP: 0.300, SLG: 0.222 (8, 1)										1	0	0	0	0	0	2						
Inning Stats	R: 0 E: 0 K: 1 S: 6	H: 1 LOB: 3 BB: 2 P: 14	R: 0 E: 0 K: 2 S: 7	H: 0 LOB: 0 BB: 0 P: 7	R: 2 E: 1 K: 0 S: 6	H: 3 LOB: 1 BB: 0 P: 6	R: 0 E: 0 K: 1 S: 6	H: 1 LOB: 1 BB: 0 P: 6	R: 0 E: 1 K: 0 S: 4	H: 0 LOB: 2 BB: 1 P: 8	R: 1 E: 0 K: 1 S: 6	H: 1 LOB: 1 BB: 2 P: 14	R: 0 E: 0 K: 0 S: 3	H: 0 LOB: 0 BB: 0 P: 4	R: 1 E: 1 K: 0 S: 5	H: 1 LOB: 1 BB: 0 P: 5	R: 1 E: 0 K: 0 S: 5	H: 2 LOB: 2 BB: 1 P: 9	1B: 6 2B: 3 3B: 0 HR: 0	SF: 0 SAC: 0 DP: 1 HBP: 1	WP: 1 PB: 1 CS: 3	PA: 45
PITCHER	IP WLS BF H R ER SO BB IBB HBP BLK WP HR S P ERA WHIP																					
Bobby Bolin, R ERA: 2.13 (1, 1)	7.0 L 34 6 3 2 5 3 2 1 0 0 0 0 38 59 2.57 1.286																					
Frank Linzy, R ERA: 2.54 (8, 1)	2.0 11 3 2 1 0 0 1 0 0 1 0 10 14 4.50 1.500																					

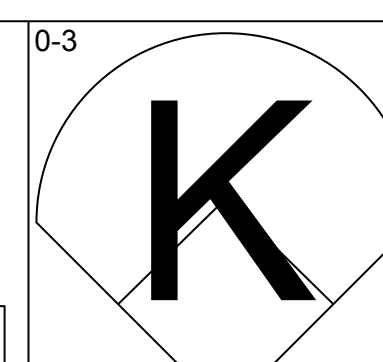
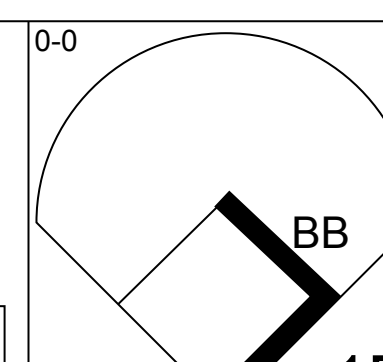
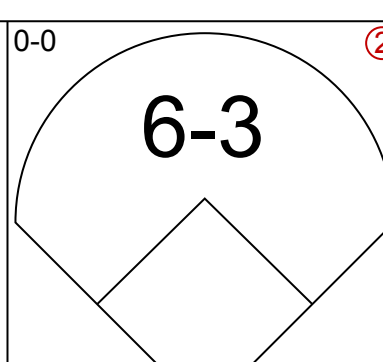
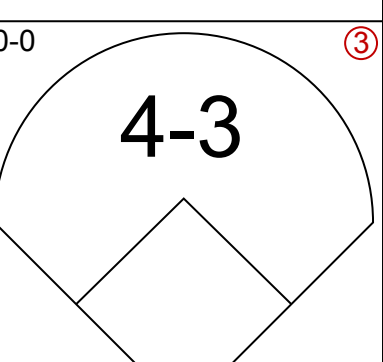

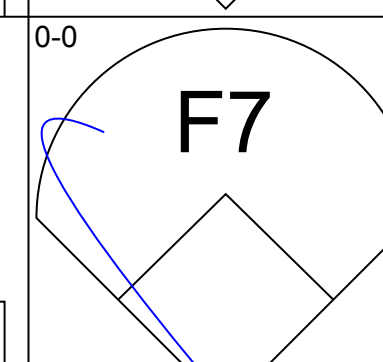
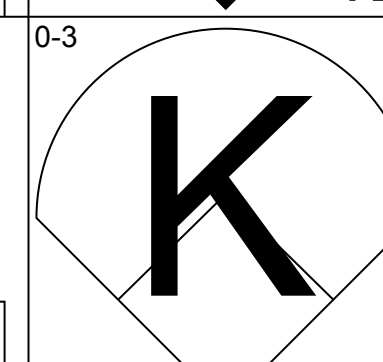
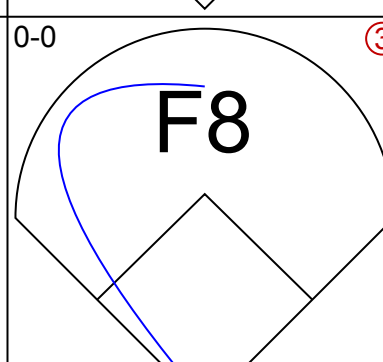
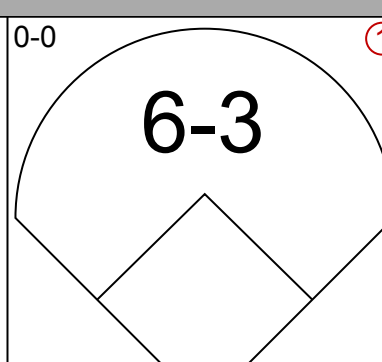
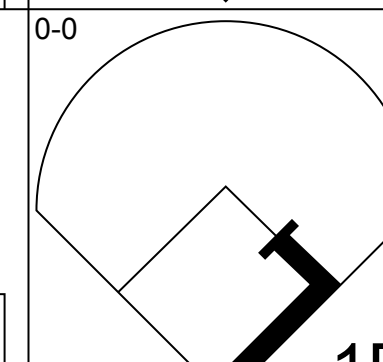
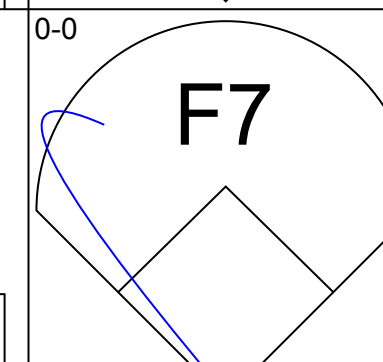
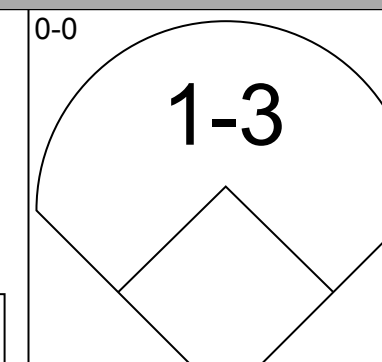
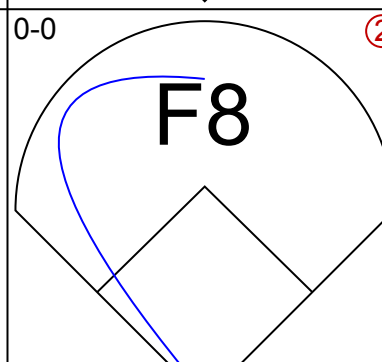
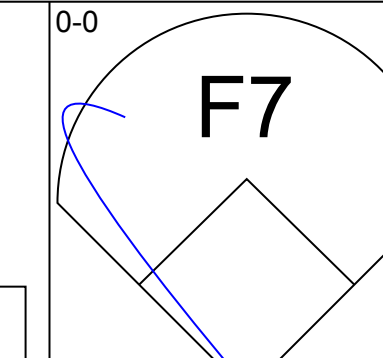
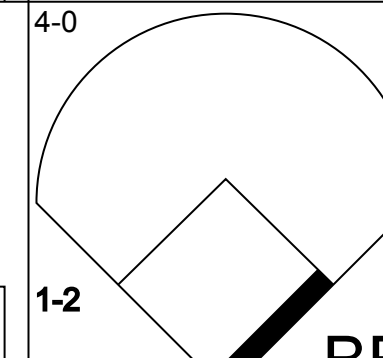
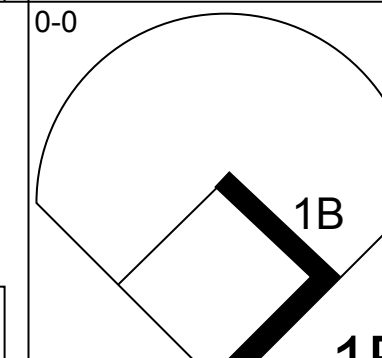
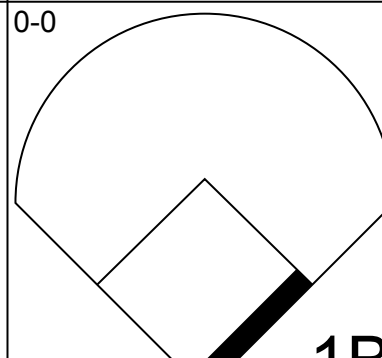
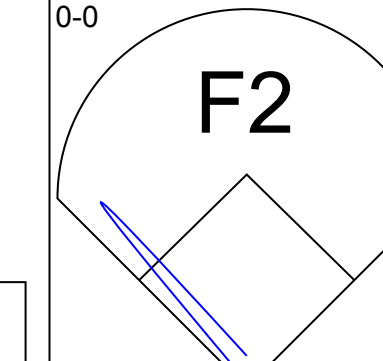
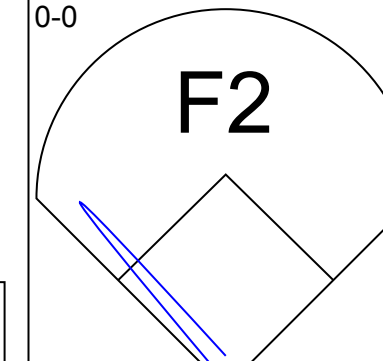
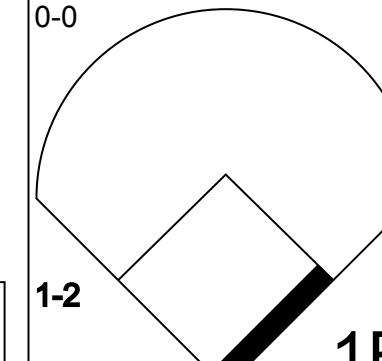
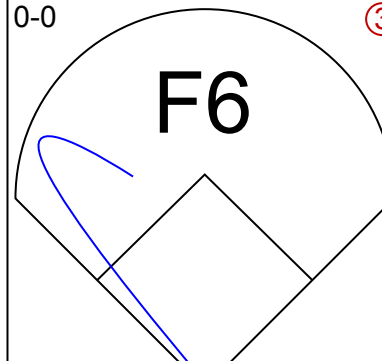
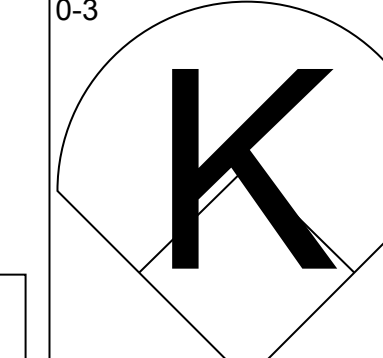
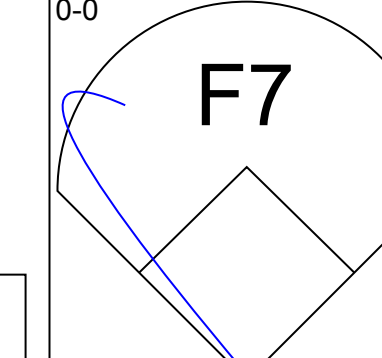
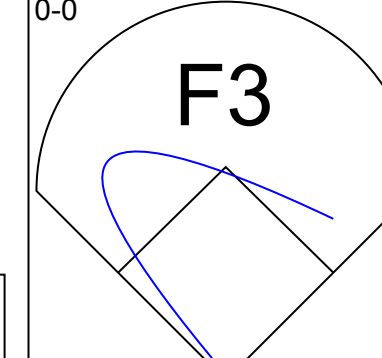
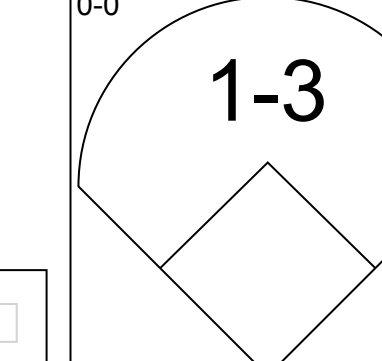
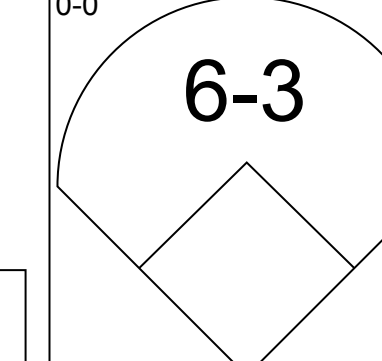
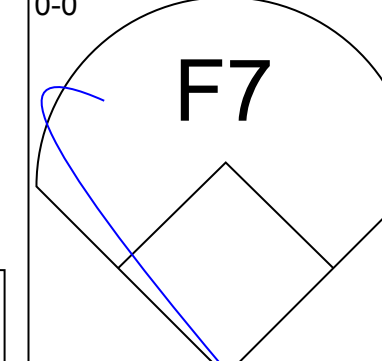
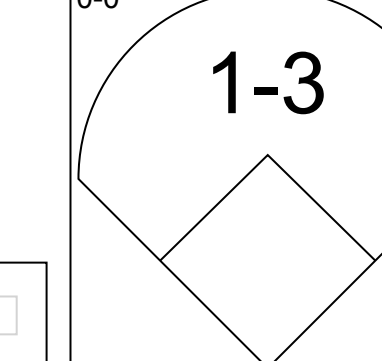
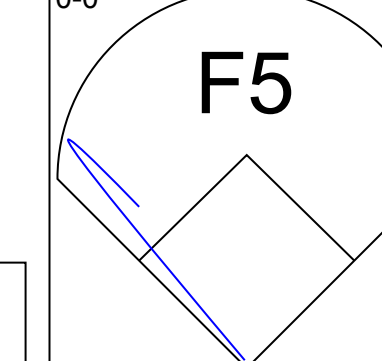
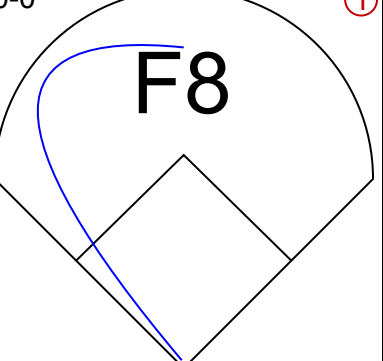
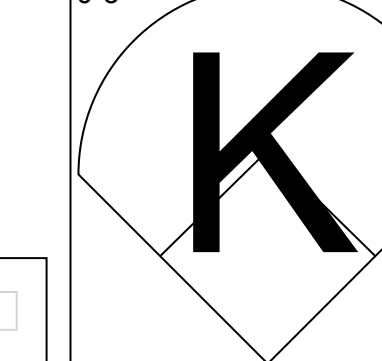
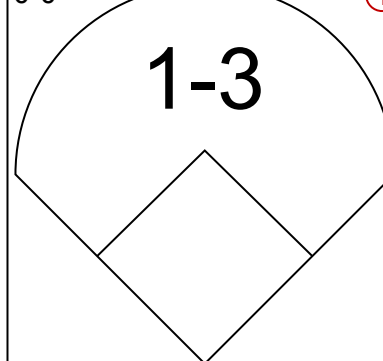
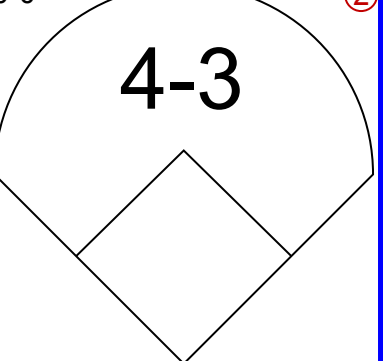
AB 38
R 5
H 9
RBI 5
BB 6
SO 5
LOB 27

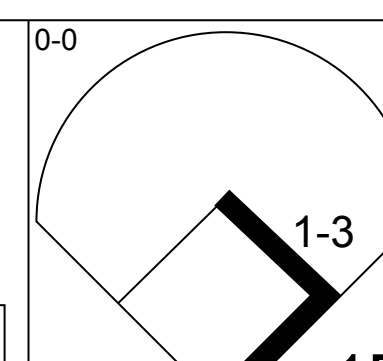
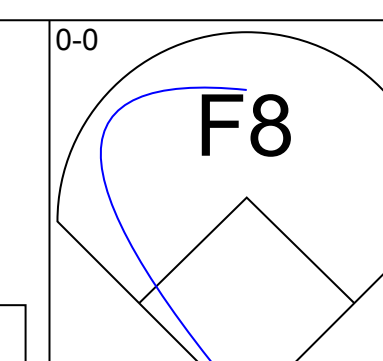
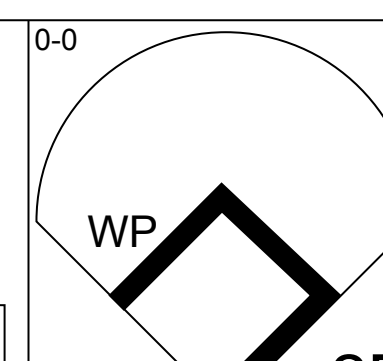
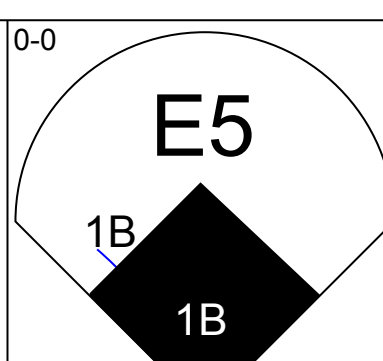
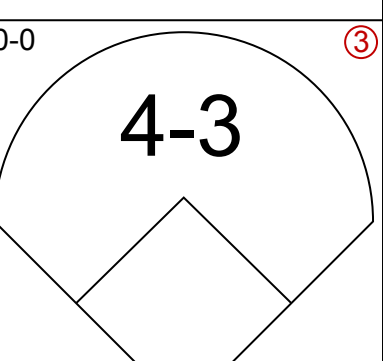

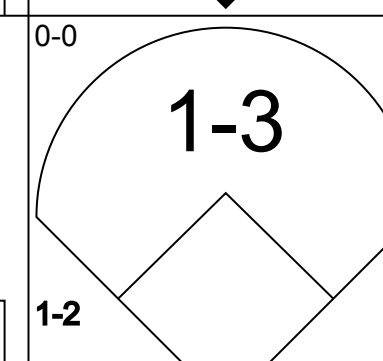
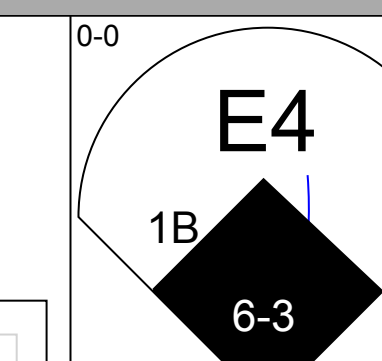
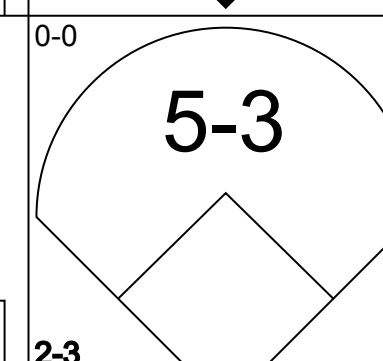
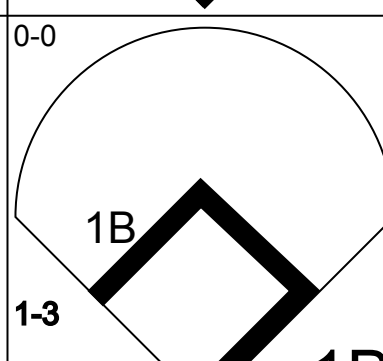
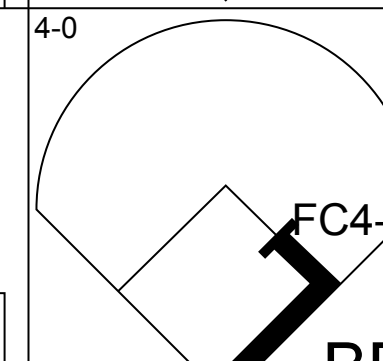
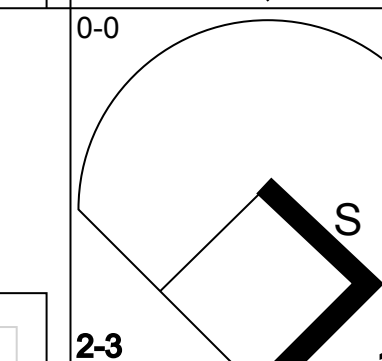
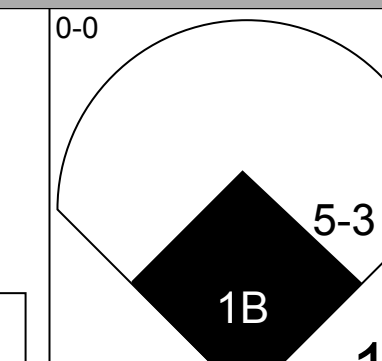
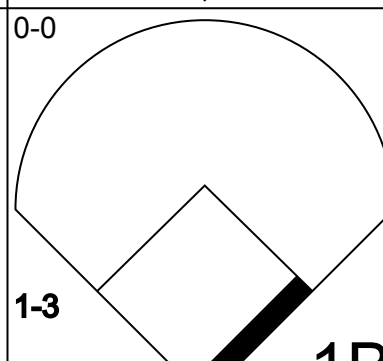
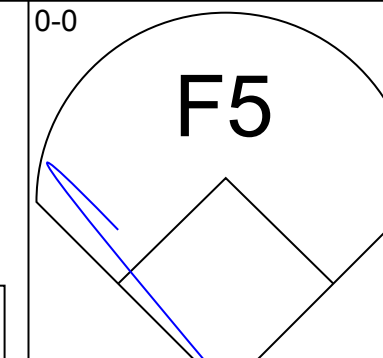
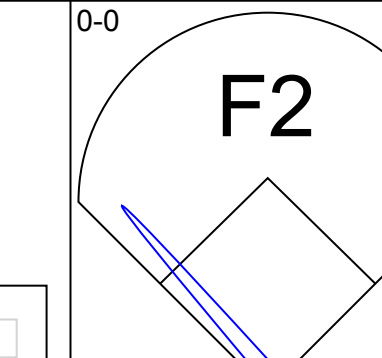
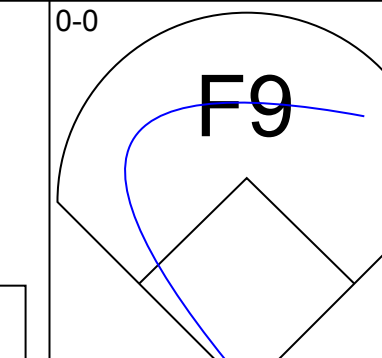
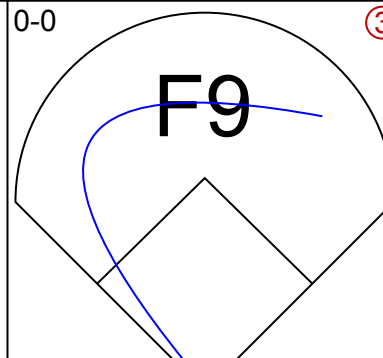
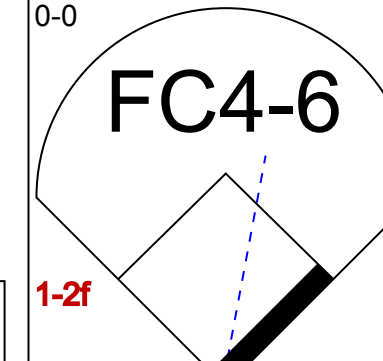
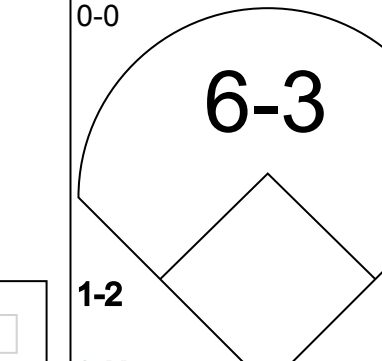
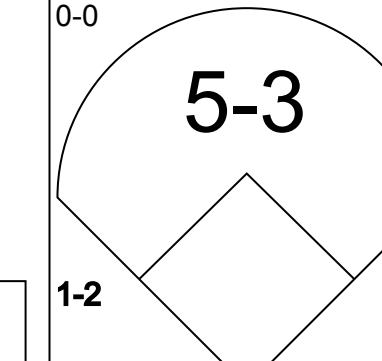
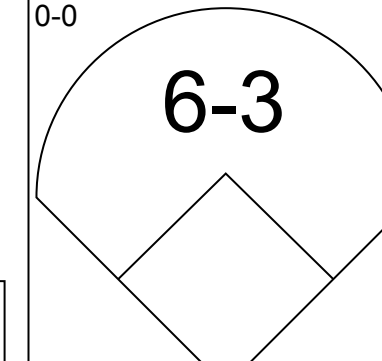
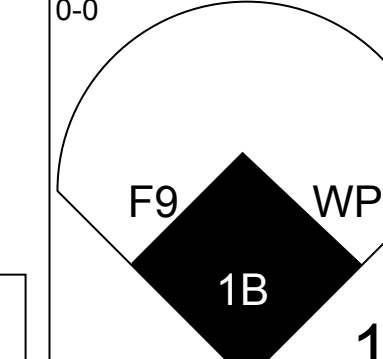
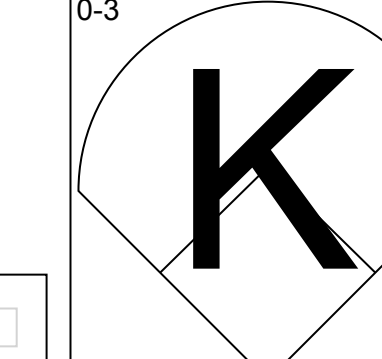
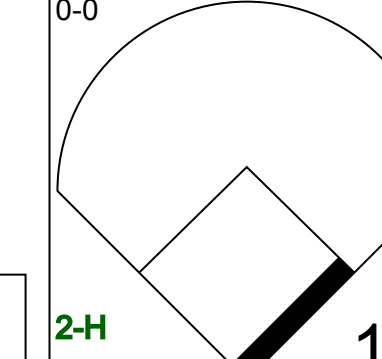
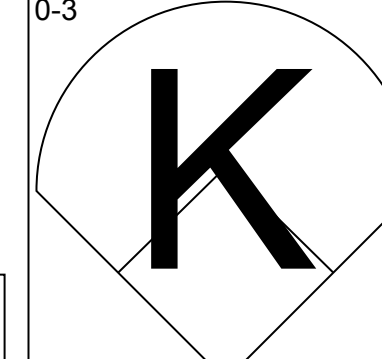
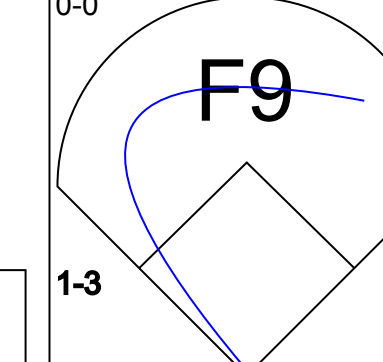
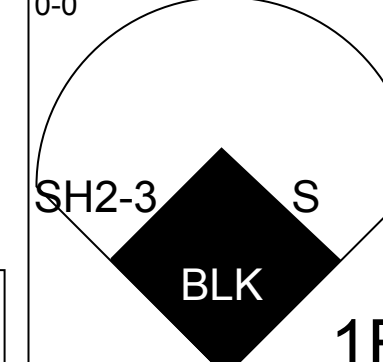
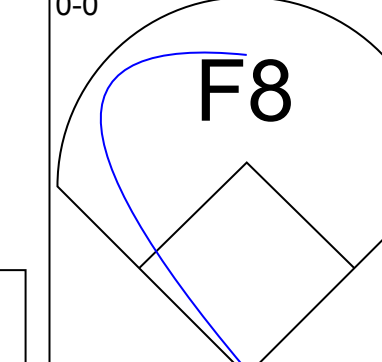
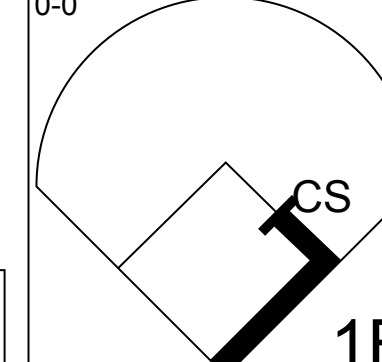
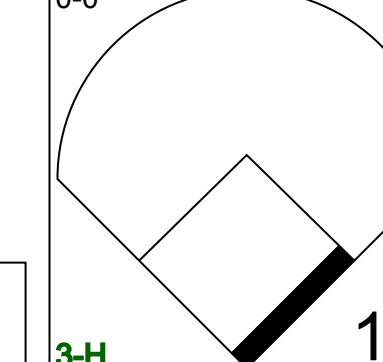
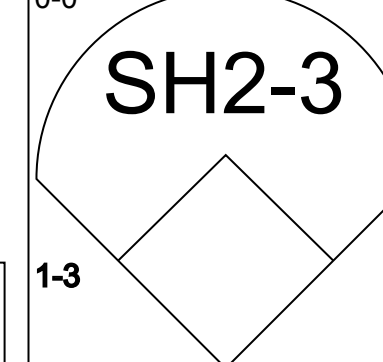
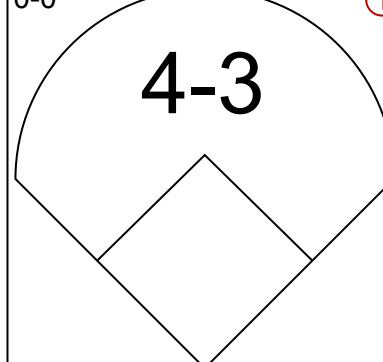
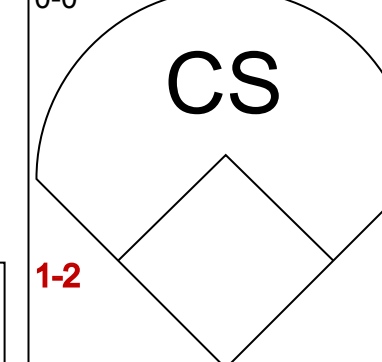
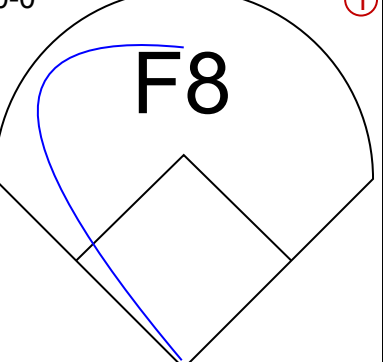
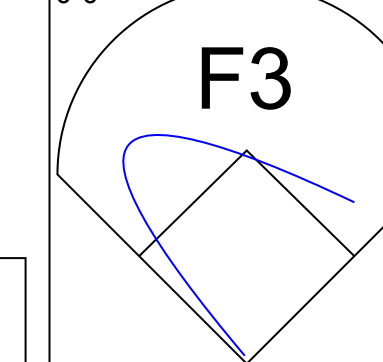
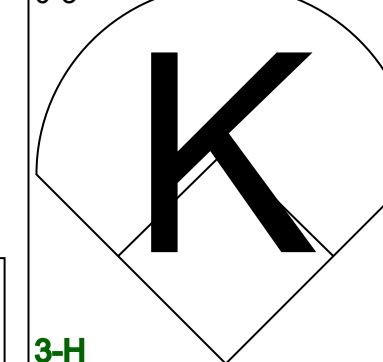
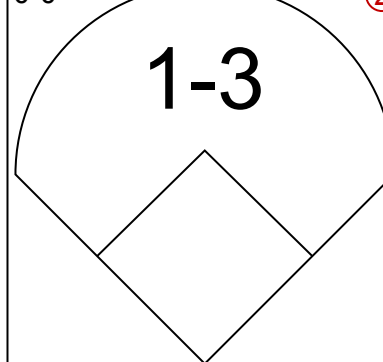
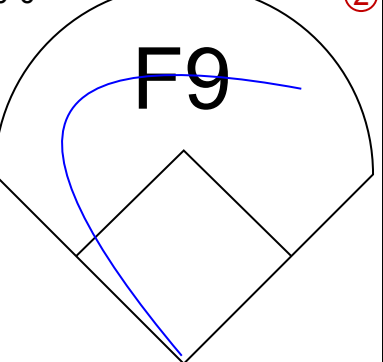


Batter	1	2	3	4	5	6	7	8	9	AB	R	H	RBI	BB	SO	LOB	BOTTOM			
Ron Hunt, R OBP: 0.355, SLG: 0.285 (1, 4)										4	0	0	0	1	0	1	Atlanta Braves @ San Francisco Giants Candlestick Park, San Francisco, CA Mon Jul 01 1968, 6:33 AM EDT Att: 4,706 - Unknown			
Frank Johnson, R OBP: 0.257, SLG: 0.224 (1, 5)										5	0	0	0	0	0	3				
Willie Mays, R OBP: 0.354, SLG: 0.488 (1, 8)										3	0	1	0	1	0	0				
Willie McCovey, L OBP: 0.403, SLG: 0.618 (1, 3)										4	1	3	0	0	1	1				
Jim Ray Hart, R OBP: 0.360, SLG: 0.498 (1, 7)										4	0	1	0	0	0	3				
Bobby Bonds, R OBP: 0.321, SLG: 0.440 (1, 9)										4	0	1	0	0	2	4				
Bob Barton, R OBP: 0.265, SLG: 0.265 (1, 2)										2	0	0	0	0	0	0				
Dave Marshall, L OBP: 0.356, SLG: 0.333 (6, PH)										1	0	1	1	0	0	0				
Ray Sadecki, L OBP: 0.137, SLG: 0.125 (6, PR)										0	0	0	0	0	0	0				
Dick Dietz, R OBP: 0.324, SLG: 0.394 (7, 2)										1	0	0	0	0	0	2				
Hal Lanier, R OBP: 0.216, SLG: 0.237 (1, 6)										2	0	1	0	0	0	0				
Ty Cline, L OBP: 0.259, SLG: 0.257 (6, PH)										1	0	0	0	0	1	2				
Jim Davenport, R OBP: 0.266, SLG: 0.220 (7, 6)										0	0	0	0	1	0	0				
Bobby Bolin, R OBP: 0.077, SLG: 0.077 (1, 1)										2	0	0	0	0	2	1				
Jesus Alou, R OBP: 0.277, SLG: 0.316 (7, PH)										1	0	0	0	0	0	0				
Frank Linzy, R OBP: 0.300, SLG: 0.222 (8, 1)										0	0	0	0	0	0	0				
Jack Hiatt, R OBP: 0.348, SLG: 0.336 (9, PH)										1	0	0	0	0	0	1				
Inning Stats	R: 0 E: 0 K: 1 S: 5	H: 0 LOB: 0 BB: 0 P: 5	R: 0 E: 0 K: 1 S: 5	H: 0 LOB: 0 BB: 0 P: 5	R: 0 E: 0 K: 0 S: 5	H: 2 LOB: 0 BB: 0 P: 5	R: 0 E: 0 K: 1 S: 6	H: 1 LOB: 2 BB: 1 P: 10	R: 1 E: 0 K: 1 S: 8	H: 3 LOB: 2 BB: 0 P: 8	R: 0 E: 0 K: 0 S: 3	H: 0 LOB: 0 BB: 0 P: 3	R: 0 E: 0 K: 1 S: 7	H: 2 LOB: 1 BB: 0 P: 7	R: 0 E: 0 K: 0 S: 3	H: 0 LOB: 1 BB: 1 P: 7	1B: 7 2B: 1 3B: 0 HR: 0	SF: 0 SAC: 0 DP: 0 HBP: 0	WP: 0 PB: 0 CS: 0	PA: 38
PITCHER	IP WLS BF H R ER SO BB IBB HBP BLK WP HR S P ERA WHIP																			
Phil Niekro, R ERA: 3.65 (1, 1)	7.0 W 31 8 1 1 5 2 0 0 0 0 0 0 39 47 1.29 1.429																			
Cecil Upshaw, R ERA: 2.31 (8, 1)	2.0 S 7 0 0 0 1 1 0 0 0 0 0 0 8 12 0.00 0.500																			

AB 35
R 1
H 8
RBI 1
BB 3
SO 6
LOB 18



Batter	1	2	3	4	5	6	7	8	9	AB	R	H	RBI	BB	SO	LOB	TOP		
Felipe Alou, R OBP: 0.347, SLG: 0.424 (1, 8)										4	0	1	0	0	1	0	<p>Atlanta Braves @ San Francisco Giants Candlestick Park, San Francisco, CA Tue Jul 02 1968, 10:05 PM EDT Att: 7,351 - Unknown</p> <p>AB 31 R 0 H 5 RBI 0 BB 1 SO 4 LOB 9</p> 		
Clete Boyer, R OBP: 0.266, SLG: 0.300 (1, 5)										4	0	0	0	0	1				
Hank Aaron, R OBP: 0.309, SLG: 0.457 (1, 9)										4	0	1	0	0	0	1			
Joe Torre, R OBP: 0.347, SLG: 0.441 (1, 2)										3	0	2	0	1	0	0			
Tito Francona, L OBP: 0.425, SLG: 0.410 (1, 7)										4	0	1	0	0	0	3			
Deron Johnson, R OBP: 0.287, SLG: 0.301 (1, 3)										3	0	0	0	0	1	2			
Sonny Jackson, L OBP: 0.292, SLG: 0.277 (1, 6)										3	0	0	0	0	0	2			
Marty Martinez, S OBP: 0.300, SLG: 0.265 (1, 4)										3	0	0	0	0	0	0			
Pat Jarvis, R OBP: 0.149, SLG: 0.111 (6, PH)										1	0	0	0	0	1	0			
Jim Britton, R OBP: 0.222, SLG: 0.222 (8, PH)										1	0	0	0	0	0	0			
Mike Lum, L OBP: 0.256, SLG: 0.300 (8, PH)										0	0	0	0	0	0	0			
George Stone, L (8, 1)										0	0	0	0	0	0	0			
Inning Stats	R: 0 E: 0 K: 1 S: 5	H: 1 LOB: 1 BB: 0 P: 5	R: 0 E: 0 K: 1 S: 5	H: 0 LOB: 0 BB: 0 P: 5	R: 0 E: 0 K: 1 S: 5	H: 0 LOB: 0 BB: 0 P: 5	R: 0 E: 0 K: 1 S: 6	H: 1 LOB: 2 BB: 1 P: 10	R: 0 E: 0 K: 0 S: 3	H: 0 LOB: 0 BB: 0 P: 3	R: 0 E: 0 K: 0 S: 3	H: 2 LOB: 2 BB: 0 P: 5	R: 0 E: 0 K: 0 S: 3	H: 0 LOB: 0 BB: 0 P: 3	R: 0 E: 0 K: 0 S: 4	H: 1 LOB: 1 BB: 0 P: 4	1B: 5 2B: 0 3B: 0 HR: 0	SF: 0 SAC: 0 DP: 0 HBP: 0	WP: 0 PA: 32 PB: 0 SB: 0 CS: 0
PITCHER	IP WLS BF H R ER SO BB IBB HBP BLK WP HR S P ERA WHIP																		
Juan Marichal, R ERA: 2.51 (1, 1)	9.0 W 32 5 0 0 4 1 0 0 0 0 0 39 43 0.00 0.667																		

Batter	1	2	3	4	5	6	7	8	9	AB	R	H	RBI	BB	SO	LOB	BOTTOM		
Ron Hunt, R OBP: 0.355, SLG: 0.291 (1, 4)										5	1	2	0	0	0	1	<p>Atlanta Braves @ San Francisco Giants Candlestick Park, San Francisco, CA Tue Jul 02 1968, 10:05 PM EDT Att: 7,351 - Unknown</p> <p>AB 35 R 5 H 11 RBI 4 BB 1 SO 3 LOB 18</p> 		
Jim Davenport, R OBP: 0.266, SLG: 0.220 (1, 5)										4	1	1	0	0	0	2			
Willie Mays, R OBP: 0.363, SLG: 0.494 (1, 8)										3	1	3	1	1	0	0			
Willie McCovey, L OBP: 0.397, SLG: 0.607 (1, 3)										4	0	0	0	0	0	7			
Jim Ray Hart, R OBP: 0.355, SLG: 0.490 (1, 7)										4	0	0	1	0	0	4			
Dick Dietz, R OBP: 0.330, SLG: 0.398 (1, 2)										4	1	2	1	0	2	1			
Bobby Bonds, R OBP: 0.344, SLG: 0.448 (1, 9)										4	1	2	0	0	0	2			
Hal Lanier, R OBP: 0.217, SLG: 0.238 (1, 6)										3	0	1	1	0	0	0			
Juan Marichal, R OBP: 0.188, SLG: 0.182 (1, 1)										4	0	0	0	0	1	1			
Inning Stats	R: 0 E: 0 K: 0 S: 4	H: 1 LOB: 2 BB: 1 P: 8	R: 1 E: 0 K: 0 S: 5	H: 2 LOB: 1 BB: 0 P: 5	R: 1 E: 1 K: 1 S: 7	H: 1 LOB: 1 BB: 0 P: 7	R: 1 E: 0 K: 1 S: 7	H: 2 LOB: 1 BB: 0 P: 7	R: 1 E: 0 K: 0 S: 5	H: 2 LOB: 1 BB: 0 P: 5	R: 1 E: 1 K: 0 S: 6	H: 2 LOB: 2 BB: 0 P: 6	R: 0 E: 0 K: 1 S: 5	H: 1 LOB: 0 BB: 0 P: 5	R: 0 E: 0 K: 0 S: 3	H: 0 LOB: 0 BB: 0 P: 3		1B: 10 2B: 1 3B: 0 HR: 0	SF: 0 SAC: 1 DP: 0 HBP: 0
PITCHER	IP WLS BF H R ER SO BB IBB HBP BLK WP HR S P ERA WHIP																		
Pat Jarvis, R ERA: 2.45 (6, 1)	5.0 L 25 8 4 3 2 1 0 0 0 0 0 11 11 0.00 1.500																		
Jim Britton, R ERA: 2.45 (8, 1)	2.0 9 3 1 0 1 0 0 0 0 0 0 0 11 0.00 0.000																		
George Stone, L ERA: (8, 1)	1.0 3 0 0 0 0 0 0 0 0 0 0 0 3 0.00 0.000																		

Batter	1	2	3	4	5	6	7	8	9	AB	R	H	RBI	BB	SO	LOB	TOP				
Felipe Alou, R OBP: 0.351, SLG: 0.434 (1, 8)										2	1	1	1	2	0	1	Atlanta Braves @ San Francisco Giants Candlestick Park, San Francisco, CA Wed Jul 03 1968, 6:33 AM EDT Att: 4,837 - Unknown				
Clete Boyer, R OBP: 0.294, SLG: 0.295 (1, 5)										4	0	0	0	0	0	5					
Hank Aaron, R OBP: 0.305, SLG: 0.452 (1, 9)										3	0	0	1	0	1	0					
Joe Torre, R OBP: 0.339, SLG: 0.430 (1, 2)										4	0	0	0	0	1	1					
Tito Francona, L OBP: 0.421, SLG: 0.406 (1, 7)										4	0	1	0	0	0	0					
Mike Lum, L OBP: 0.256, SLG: 0.300 (9, 7)										0	0	0	0	0	0	0					
Deron Johnson, R OBP: 0.282, SLG: 0.295 (1, 3)										4	0	0	0	0	0	1					
Sonny Jackson, L OBP: 0.292, SLG: 0.277 (1, 6)										4	0	1	0	0	1	0					
Marty Martinez, S OBP: 0.293, SLG: 0.258 (1, 4)										3	0	0	0	0	0	1					
Mitt Pappas, R OBP: 0.154, SLG: 0.120 (8, PR)										3	0	1	0	0	1	1					
Felix Millan, R OBP: 0.337, SLG: 0.365 (8, 1)										0	1	0	0	0	0	0					
Claude Raymond, R OBP: 0.337, SLG: 0.365 (8, 1)										0	0	0	0	0	0	0					
Inning Stats	R: 1 E: 0 K: 1 S: 6	H: 1 LOB: 0 BB: 0 P: 6	R: 0 E: 0 K: 1 S: 5	H: 0 LOB: 0 BB: 0 P: 5	R: 0 E: 0 K: 1 S: 5	H: 0 LOB: 1 BB: 1 P: 9	R: 0 E: 0 K: 0 S: 4	H: 1 LOB: 1 BB: 0 P: 4	R: 0 E: 0 K: 0 S: 4	H: 0 LOB: 2 BB: 1 P: 8	R: 0 E: 0 K: 0 S: 3	H: 0 LOB: 0 BB: 0 P: 3	R: 0 E: 0 K: 0 S: 3	H: 0 LOB: 0 BB: 0 P: 3	R: 1 E: 1 K: 1 S: 7	H: 1 LOB: 2 BB: 0 P: 7	R: 0 E: 0 K: 0 S: 3	H: 0 LOB: 0 BB: 0 P: 3	1B: 3 2B: 0 3B: 0 HR: 1	SF: 1 SAC: 0 DP: 0 HBP: 0	WP: 0 PA: 34 SB: 0 CS: 0
PITCHER	IP	WLS	BF	H	R	ER	SO	BB	IBB	HBP	BLK	WP	HR	S	P	ERA	WHIP				
Gaylord Perry, R ERA: 3.02 (1, 1)	7.0	L	26	3	1	1	3	1	1	0	0	0	1	30	38	1.29	0.571				
Frank Linzy, R ERA: 2.41 (8, 1)	2.0	S	8	1	1	0	1	0	0	0	0	0	0	10	10	0.00	0.500				


Batter	1	2	3	4	5	6	7	8	9	AB	R	H	RBI	BB	SO	LOB	BOTTOM				
Ron Hunt, R OBP: 0.357, SLG: 0.294 (1, 4)										4	0	2	0	0	0	0	Atlanta Braves @ San Francisco Giants Candlestick Park, San Francisco, CA Wed Jul 03 1968, 6:33 AM EDT Att: 4,837 - Unknown				
Jim Davenport, R OBP: 0.265, SLG: 0.221 (8, 6)										4	0	1	0	0	1	1					
Willie Mays, R OBP: 0.361, SLG: 0.489 (1, 8)										3	0	0	0	1	0	1					
Willie McCovey, L OBP: 0.391, SLG: 0.597 (1, 3)										4	0	0	0	0	1	2					
Jim Ray Hart, R OBP: 0.353, SLG: 0.486 (1, 7)										4	0	1	0	0	1	0					
Dick Dietz, R OBP: 0.319, SLG: 0.383 (1, 2)										4	0	0	0	0	2	1					
Bobby Bonds, R OBP: 0.343, SLG: 0.438 (1, 9)										3	0	1	0	0	1	1					
Hal Lanier, R OBP: 0.220, SLG: 0.241 (1, 6)										2	0	1	0	0	1	0					
Dave Marshall, L OBP: 0.263, SLG: 0.333 (7, PH)										0	0	0	0	1	0	0					
Frank Johnson, R OBP: 0.257, SLG: 0.224 (7, PR) (8, 5)										0	0	0	0	0	0	0					
Gaylord Perry, R OBP: 0.114, SLG: 0.114 (1, 1)										2	0	0	0	0	0	2					
Ty Cline, L OBP: 0.257, SLG: 0.255 (7, PH)										1	0	0	0	0	0	2					
Frank Linzy, R ERA: 1.99 (8, 1)										0	0	0	0	0	0	0					
Inning Stats	R: 0 E: 0 K: 1 S: 5	H: 1 LOB: 1 BB: 1 P: 9	R: 0 E: 0 K: 2 S: 7	H: 0 LOB: 0 BB: 0 P: 7	R: 0 E: 0 K: 1 S: 5	H: 1 LOB: 1 BB: 0 P: 5	R: 0 E: 0 K: 1 S: 5	H: 0 LOB: 0 BB: 0 P: 5	R: 0 E: 0 K: 0 S: 4	H: 0 LOB: 1 BB: 0 P: 4	R: 0 E: 0 K: 0 S: 4	H: 1 LOB: 2 BB: 1 P: 8	R: 0 E: 0 K: 0 S: 3	H: 0 LOB: 0 BB: 0 P: 3	R: 0 E: 0 K: 1 S: 5	H: 0 LOB: 0 BB: 0 P: 5	1B: 6 2B: 0 3B: 0 HR: 0	SF: 0 SAC: 0 DP: 0 HBP: 0	WP: 0 PA: 33 SB: 0 CS: 1		
PITCHER	IP	WLS	BF	H	R	ER	SO	BB	IBB	HBP	BLK	WP	HR	S	P	ERA	WHIP				
Mitt Pappas, R ERA: 3.95 (1, 1)	7.0	W	27	6	0	0	6	2	0	0	0	0	0	37	45	0.00	1.143				
Claude Raymond, R ERA: 1.99 (8, 1)	2.0	S	6	0	0	0	1	0	0	0	0	0	0	8	8	0.00	0.000				





Batter	1	2	3	4	5	6	7	8	9	AB	R	H	RBI	BB	SO	LOB	TOP					
Felipe Alou, R OBP: 0.358, SLG: 0.439 (1, 8)	4-0 BB		0-0 F2	0-0 2B			4-0 BB		0-0 1B	3	0	2	0	2	0	1	Atlanta Braves @ San Francisco Giants Candlestick Park, San Francisco, CA Thu Jul 04 1968, 6:33 AM EDT Att: 14,249 - Unknown					
Clete Boyer, R OBP: 0.297, SLG: 0.297 (1, 5)	0-0 F9		0-0 1B	5-3			0-0 F6		0-0 1B	5	0	2	0	0	0	3						
Hank Aaron, R OBP: 0.304, SLG: 0.448 (1, 9)	0-0 F9		0-0 FC5-4 1B				0-0 G6-4-3		0-0 G1-2-3	5	2	1	0	0	0	7						
Joe Torre, R OBP: 0.342, SLG: 0.432 (1, 2)	0-0 F8		0-0 1B						0-0 4-3	4	1	2	2	0	0	1						
Deron Johnson, R OBP: 0.286, SLG: 0.299 (1, 3)		0-3 K	0-0 1B				0-0 L6-3		0-0 FC4-6 1B	4	0	2	1	0	1	1						
Tommie Aaron, R OBP: 0.324, SLG: 0.314 (1, 7)		0-0	0-0				0-3 K		0-0 FC4-6	3	0	2	1	0	1	0						
Tito Francona, L OBP: 0.419, SLG: 0.403 (8, PH)		0-0	0-0						0-0 FC4-6	1	0	0	0	0	0	1						
Sonny Jackson, L OBP: 0.292, SLG: 0.277 (8, 6)		0-0	0-0						0-0 FC4-6	0	0	0	0	0	0	0						
Bob Johnson, R OBP: 0.290, SLG: 0.267 (8, PH)		0-3 K	0-0				0-0 6-3		0-0 6-3	3	0	0	0	0	1	3						
Mike Lum, L OBP: 0.253, SLG: 0.296 (8, 7)		0-3 K	0-0						0-0 6-3	1	0	0	0	0	0	1						
Marty Martinez, S OBP: 0.285, SLG: 0.250 (8, 4)		0-0 5-3					0-0 F5		0-0 6-3	4	0	0	0	0	0	1						
Jim Britton, R OBP: 0.273, SLG: 0.273 (1, 1)			0-0				0-3 K		4-0 1B	2	1	1	0	0	0	0						
Dick Kelley, R OBP: 0.200, SLG: 0.059 (4, 1)			0-0						0-0 1B	0	0	0	0	0	0	0						
George Stone, L (5, 1)			0-0						0-0 1B	1	0	0	0	0	1	0						
Mike Page, L (8, PH)			0-0						0-0 1B	0	0	0	0	1	0	0						
Inning Stats	R: 0 E: 0 K: 0 S: 3	H: 0 LOB: 1 BB: 1 P: 7	R: 0 E: 0 K: 2 S: 8	H: 1 LOB: 1 BB: 0 P: 8	R: 3 E: 0 K: 0 S: 8	H: 5 LOB: 2 BB: 0 P: 8	R: 0 E: 0 K: 0 S: 4	H: 1 LOB: 0 BB: 0 P: 4	R: 1 E: 0 K: 1 S: 6	H: 2 LOB: 0 BB: 0 P: 6	R: 0 E: 0 K: 1 S: 5	H: 0 LOB: 0 BB: 0 P: 5	R: 0 E: 0 K: 0 S: 2	H: 0 LOB: 0 BB: 1 P: 6	R: 0 E: 0 K: 0 S: 4	H: 1 LOB: 1 BB: 0 P: 4	R: 0 E: 0 K: 0 S: 4	H: 2 LOB: 2 BB: 1 P: 8	1B: 11 2B: 2 3B: 0 HR: 0	SF: 0 SAC: 0 DP: 3 HBP: 0	WP: 0 PB: 0 SB: 1 CS: 0	PA: 39
PITCHER	IP	WLS	BF	H	R	ER	SO	BB	IBB	HBP	BLK	WP	HR	S	P	ERA	WHIP					
Ray Sadecki, L ERA: 2.69 (1, 1)	2.2		15	6	3	3	2	1	0	0	0	0	0	18	22	10.12	2.625					
Ron Herbel, R ERA: 2.49 (3, 1)	1.1		5	1	0	0	0	0	0	0	0	0	0	5	5	0.00	0.750					
Lindy McDaniel, R ERA: 7.45 (5, 1)	1.0		4	2	1	1	1	0	0	0	0	0	0	6	6	9.00	2.000					
Frank Linzy, R ERA: 2.2 (6, 1)	4.0	W	15	3	0	0	1	2	0	0	0	0	0	15	23	0.00	1.250					


Batter	1	2	3	4	5	6	7	8	9	AB	R	H	RBI	BB	SO	LOB	BOTTOM				
Ron Hunt, R OBP: 0.361, SLG: 0.294 (1, 4)	4-0 BB			4-0 BB				0-0 F8		3	1	1	0	2	0	0	Atlanta Braves @ San Francisco Giants Candlestick Park, San Francisco, CA Thu Jul 04 1968, 6:33 AM EDT Att: 14,249 - Unknown				
Ty Cline, L OBP: 0.253, SLG: 0.252 (1, 7)	0-0 L7			0-0 G1-2-3			0-0 F9		0-0 G3	2	0	0	0	0	0	3					
Jesus Alou, R OBP: 0.273, SLG: 0.311 (4, PH)	0-0 1B									3	0	0	0	0	0	3					
Willie Mays, R OBP: 0.359, SLG: 0.483 (1, 8)	0-0 FC5-6-4 BB						0-0 F7		0-0 F4	5	2	1	0	0	0	4					
Willie McCovey, L OBP: 0.393, SLG: 0.593 (1, 3)	4-0 2B		0-3 K				0-0 1B		0-0 F6	3	1	1	0	1	1	0					
Jim Ray Hart, R OBP: 0.355, SLG: 0.488 (1, 5)	0-0 F3		0-0 F8				4-0 1B		0-0 F6	3	1	1	0	1	0	3					
Jim Davenport, R OBP: 0.265, SLG: 0.221 (8, 5)	0-0 F3		0-0 F8				1-2 BB		0-0 HR	0	0	0	0	0	0	0					
Dick Dietz, R OBP: 0.325, SLG: 0.423 (1, 2)	0-0 2B		0-3 K				0-3 K		0-0 HR	4	1	2	4	0	2	3					
Bobby Bonds, R OBP: 0.359, SLG: 0.429 (1, 9)	0-0 5-3						0-0 F9		4-0 WP	3	0	1	2	1	0	2					
Hal Lanier, R OBP: 0.220, SLG: 0.241 (1, 6)		0-0 F8					0-0 K		0-0 F9	4	0	1	0	0	1	3					
Ray Sadecki, L OBP: 0.154, SLG: 0.143 (3, 1)		0-0					4-0 K		0-3 K	1	0	1	0	0	0	0					
Bob Schroder, L (4, PH)		0-0							0-3 K	0	0	0	0	0	0	0					
Lindy McDaniel, R (5, 1)		0-0							0-3 K	0	0	0	0	0	0	0					
Jack Hiatt, R OBP: 0.334, SLG: 0.333 (5, PH)		0-0							0-3 K	1	0	0	0	0	1	2					
Frank Linzy, R (8, 1)		0-0							0-0 1B	1	0	0	0	0	1	1					
Inning Stats	R: 2 E: 1 K: 0 S: 5	H: 1 LOB: 2 BB: 2 P: 13	R: 0 E: 0 K: 0 S: 5	H: 2 LOB: 2 BB: 0 P: 5	R: 0 E: 0 K: 2 S: 7	H: 0 LOB: 0 BB: 0 P: 7	R: 0 E: 0 K: 0 S: 3	H: 1 LOB: 2 BB: 2 P: 11	R: 2 E: 0 K: 3 S: 12	H: 3 LOB: 2 BB: 1 P: 16	R: 0 E: 0 K: 0 S: 3	H: 0 LOB: 0 BB: 0 P: 3	R: 2 E: 0 K: 1 S: 7	H: 2 LOB: 1 BB: 1 P: 11	R: 0 E: 0 K: 0 S: 3	H: 0 LOB: 0 BB: 0 P: 3	1B: 6 2B: 2 3B: 0 HR: 1	SF: 0 SAC: 0 DP: 1 HBP: 0	WP: 2 PB: 0 SB: 0 CS: 0	PA: 39	
PITCHER	IP	WLS	BF	H	R	ER	SO	BB	IBB	HBP	BLK	WP	HR	S	P	ERA	WHIP				
Jim Britton, R ERA: 2.28 (1, 1)	3.1		19	4	2	0	2	4	0	0	0	0	0	7	11	18.00	4.000				
Dick Kelley, L ERA: 3.86 (4, 1)	1.0		6	3	2	2	1	1	0	0	0	0	0	7	11	18.00	4.000				
George Stone, L ERA: 3.86 (5, 1)	3.2	L	14	2	2	2	3	1	0	0	0	1	1	19	23	4.91	0.818				



Batter	1	2	3	4	5	6	7	8	9	AB	R	H	RBI	BB	SO	LOB	TOP																			
Norm Miller, L (1, 9) OBP: 0.283, SLG: 0.318											0	0	0	0	0	0	0	Houston Astros @ Atlanta Braves Atlanta Stadium, Atlanta, GA Sat Jul 06 1968, 3:33 AM EDT Att: 6,808 - Unknown livebaseballscorecards.com																		
Hector Torres, R (1, 6) OBP: 0.272, SLG: 0.283											0	0	0	0	0	0	0																			
Rusty Staub, L (1, 3) OBP: 0.402, SLG: 0.434											0	0	0	0	0	0	0																			
Jimmy Wynn, R (1, 8) OBP: 0.371, SLG: 0.424											0	0	0	0	0	0	0																			
Denis Menke, R (1, 4) OBP: 0.338, SLG: 0.332											0	0	0	0	0	0	0																			
Doug Radler, R (1, 5) OBP: 0.319, SLG: 0.366											0	0	0	0	0	0	0																			
Nate Colbert, R (1, 7) OBP: 0.222, SLG: 0.176											0	0	0	0	0	0	0																			
John Bateman, R (1, 2) OBP: 0.287, SLG: 0.342											0	0	0	0	0	0	0																			
Dave Giusti, R (1, 1) OBP: 0.174, SLG: 0.196											0	0	0	0	0	0	0																			
Inning Stats											1B: 0	SF: 0	WP: 0	PA: 0																						
PITCHER Phil Niekro, R (1, 1) ERA: 3.65										IP	WLS	BF	H	R	ER	SO	BB	IBB	HBP	BLK	WP	HR	S	P	ERA	WHIP	PITCHER IP WLS BF H R ER SO BB IBB HBP BLK WP HR S P ERA WHIP									

Batter	1	2	3	4	5	6	7	8	9	AB	R	H	RBI	BB	SO	LOB	BOTTOM																			
Felipe Alou, R (1, 8) OBP: 0.360, SLG: 0.440											0	0	0	0	0	0	0	Houston Astros @ Atlanta Braves Atlanta Stadium, Atlanta, GA Sat Jul 06 1968, 3:33 AM EDT Att: 6,808 - Unknown livebaseballscorecards.com																		
Clete Boyer, R (1, 5) OBP: 0.276, SLG: 0.318											0	0	0	0	0	0	0																			
Hank Aaron, R (1, 9) OBP: 0.307, SLG: 0.457											0	0	0	0	0	0	0																			
Joe Torre, R (1, 2) OBP: 0.339, SLG: 0.425											0	0	0	0	0	0	0																			
Tito Francona, L (1, 7) OBP: 0.422, SLG: 0.403											0	0	0	0	0	0	0																			
Deron Johnson, R (1, 3) OBP: 0.284, SLG: 0.297											0	0	0	0	0	0	0																			
Sonny Jackson, L (1, 6) OBP: 0.292, SLG: 0.277											0	0	0	0	0	0	0																			
Felix Millan, R (1, 4) OBP: 0.331, SLG: 0.358											0	0	0	0	0	0	0																			
Phil Niekro, R (1, 1) OBP: 0.097, SLG: 0.194											0	0	0	0	0	0	0																			
Inning Stats											1B: 0	SF: 0	WP: 0	PA: 0																						
PITCHER Dave Giusti, R (1, 1) ERA: 2.27										IP	WLS	BF	H	R	ER	SO	BB	IBB	HBP	BLK	WP	HR	S	P	ERA	WHIP	PITCHER IP WLS BF H R ER SO BB IBB HBP BLK WP HR S P ERA WHIP									


Batter	1	2	3	4	5	6	7	8	9	AB	R	H	RBI	BB	SO	LOB	TOP																		
Norm Miller, L (1, 9) OBP: 0.272, SLG: 0.304										0	0	0	0	0	0	0	Houston Astros @ Atlanta Braves Atlanta Stadium, Atlanta, GA Sat Jul 06 1968, 7:05 PM EDT Att: 14,554 - Unknown livebaseballscorecards.com																		
Hector Torres, R (1, 6) OBP: 0.288, SLG: 0.278										0	0	0	0	0	0	0																			
Rusty Staub, L (1, 3) OBP: 0.402, SLG: 0.433										0	0	0	0	0	0	0																			
Jimmy Wynn, R (1, 8) OBP: 0.371, SLG: 0.426										0	0	0	0	0	0	0																			
Denis Menke, R (1, 4) OBP: 0.338, SLG: 0.332										0	0	0	0	0	0	0																			
Doug Radler, R (1, 5) OBP: 0.312, SLG: 0.357										0	0	0	0	0	0	0																			
Bob Aspromonte, R (1, 7) OBP: 0.312, SLG: 0.276										0	0	0	0	0	0	0																			
John Bateman, R (1, 2) OBP: 0.288, SLG: 0.341										0	0	0	0	0	0	0																			
Denny Lemaster, R (1, 1) OBP: 0.073, SLG: 0.026										0	0	0	0	0	0	0																			
Inning Stats																	1B: 0 SF: 0 WP: 0 PA: 0 2B: 0 SAC: 0 PB: 0 3B: 0 DP: 0 SB: 0 HR: 0 HBP: 0 CS: 0																		
PITCHER Pat Jarvis, R (1, 1) ERA: 2.45	IP	WLS	BF	H	R	ER	SO	BB	IBB	HBP	BLK	WP	HR	S	P	ERA	WHIP	PITCHER	IP	WLS	BF	H	R	ER	SO	BB	IBB	HBP	BLK	WP	HR	S	P	ERA	WHIP

Batter	1	2	3	4	5	6	7	8	9	AB	R	H	RBI	BB	SO	LOB	BOTTOM																		
Felipe Alou, R (1, 8) OBP: 0.359, SLG: 0.438										0	0	0	0	0	0	0	Houston Astros @ Atlanta Braves Atlanta Stadium, Atlanta, GA Sat Jul 06 1968, 7:05 PM EDT Att: 14,554 - Unknown livebaseballscorecards.com																		
Felix Milten, R (1, 4) OBP: 0.335, SLG: 0.365										0	0	0	0	0	0	0																			
Hank Aaron, R (1, 9) OBP: 0.303, SLG: 0.451										0	0	0	0	0	0	0																			
Joe Torre, R (1, 3) OBP: 0.342, SLG: 0.427										0	0	0	0	0	0	0																			
Clete Boyer, R (1, 5) OBP: 0.272, SLG: 0.313										0	0	0	0	0	0	0																			
Tommie Aaron, R (1, 7) OBP: 0.331, SLG: 0.323										0	0	0	0	0	0	0																			
Bob Tillman, R (1, 2) OBP: 0.225, SLG: 0.278										0	0	0	0	0	0	0																			
Sonny Jackson, L (1, 6) OBP: 0.292, SLG: 0.278										0	0	0	0	0	0	0																			
Pat Jarvis, R (1, 1) OBP: 0.149, SLG: 0.111										0	0	0	0	0	0	0																			
Inning Stats																	1B: 0 SF: 0 WP: 0 PA: 0 2B: 0 SAC: 0 PB: 0 3B: 0 DP: 0 SB: 0 HR: 0 HBP: 0 CS: 0																		
PITCHER Denny Lemaster, L (1, 1) ERA: 2.92	IP	WLS	BF	H	R	ER	SO	BB	IBB	HBP	BLK	WP	HR	S	P	ERA	WHIP	PITCHER	IP	WLS	BF	H	R	ER	SO	BB	IBB	HBP	BLK	WP	HR	S	P	ERA	WHIP

Batter	1	2	3	4	5	6	7	8	9	AB	R	H	RBI	BB	SO	LOB	TOP			
Norm Miller, L OBP: 0.283, SLG: 0.353										5	2	2	1	0	1	2	Houston Astros @ Atlanta Braves Atlanta Stadium, Atlanta, GA Sun Jul 07 1968, 3:33 AM EDT Att: 27,604 - Unknown			
Hector Torres, R OBP: 0.276, SLG: 0.286										4	1	2	1	1	1	2				
Rusty Staub, L OBP: 0.406, SLG: 0.438										4	1	1	0	1	0	2				
Jimmy Wynn, R OBP: 0.377, SLG: 0.437										2	1	2	3	2	0	0				
Denis Menke, R OBP: 0.338, SLG: 0.327										5	0	1	0	0	0	5				
Doug Rader, R OBP: 0.311, SLG: 0.348										3	0	0	0	0	1	1				
Bob Aspromonte, R OBP: 0.314, SLG: 0.276										3	0	2	0	1	0	0				
John Bateman, R OBP: 0.281, SLG: 0.331										4	0	1	0	0	0	4				
Larry Dierker, R OBP: 0.106, SLG: 0.109										3	0	0	0	0	2	2				
Tom Dukes, R (7, 1)										0	0	0	0	1	0	0				
Inning Stats	R: 4 E: 0 K: 0 S: 9	H: 6 LOB: 2 BB: 0 P: 9	R: 0 E: 0 K: 0 S: 2	H: 0 LOB: 0 BB: 1 P: 6	R: 0 E: 0 K: 0 S: 3	H: 1 LOB: 2 BB: 2 P: 11	R: 1 E: 0 K: 1 S: 7	H: 2 LOB: 2 BB: 1 P: 11	R: 0 E: 0 K: 2 S: 7	H: 0 LOB: 0 BB: 0 P: 7	R: 0 E: 0 K: 1 S: 5	H: 1 LOB: 1 BB: 1 P: 9	R: 0 E: 0 K: 1 S: 6	H: 1 LOB: 2 BB: 1 P: 10	R: 0 E: 0 K: 0 S: 2	H: 0 LOB: 0 BB: 0 P: 3	1B: 8 2B: 1 3B: 0 HR: 2	SF: 0 SAC: 1 DP: 3 HBP: 1	WP: 0 PB: 0 SB: 1 CS: 1	PA: 41
PITCHER	IP WLS BF H R ER SO BB IBB HBP BLK WP HR S P ERA WHIP	IP WLS BF H R ER SO BB IBB HBP BLK WP HR S P ERA WHIP																		
Milt Pappas, R ERA: 4.34	(1, 1) 0.0 L 4 4 4 4 0 0 0 0 0 0 0 2 4 4 ∞ ∞	Dick Kelley, L ERA: 3.22	(1, 1) 5.0 22 5 1 1 1 3 1 0 0 0 0 0 20 36 1.80 1.600	Cecil Upshaw, R ERA: 2.29	(6, 1) 2.0 7 1 0 0 0 3 1 0 0 0 0 0 0 12 16 0.00 1.000	Jim Britton, R ERA: 2.27	(8, 1) 0.1 3 1 0 0 0 1 0 0 0 0 0 0 2 6 0.00 6.000	Ken Johnson, R ERA: 2.7	(8, 1) 1.2 5 0 0 0 0 1 0 0 1 0 0 0 6 7 0.00 0.000											


Batter	1	2	3	4	5	6	7	8	9	AB	R	H	RBI	BB	SO	LOB	BOTTOM					
Felipe Alou, R OBP: 0.355, SLG: 0.431										5	0	2	0	0	1	1	Houston Astros @ Atlanta Braves Atlanta Stadium, Atlanta, GA Sun Jul 07 1968, 3:33 AM EDT Att: 27,604 - Unknown					
Felix Milan, R OBP: 0.333, SLG: 0.367										5	1	1	0	0	0	2						
Hank Aaron, R OBP: 0.318, SLG: 0.487										5	2	4	4	0	0	1						
Joe Torre, R OBP: 0.342, SLG: 0.413										2	0	0	0	3	1	0						
Clete Boyer, R OBP: 0.270, SLG: 0.310										5	0	1	0	0	0	8						
Tito Francona, L OBP: 0.420, SLG: 0.397										3	0	1	0	1	0	0						
Deron Johnson, R OBP: 0.288, SLG: 0.294										3	0	0	0	1	1	1						
Sonny Jackson, L OBP: 0.292, SLG: 0.275										3	0	0	0	1	0	4						
Milt Pappas, R OBP: 0.154, SLG: 0.120	(1, 1) 6.2 W 31 7 4 2 3 5 0 0 0 0 0 0 2 32 2.70 1.800	Dick Kelley, R OBP: 0.169, SLG: 0.096	(5, PH) 0.0 L 1 0 0 0 0 0 0 0 0 0 0 0 0 0 0 0 0.00 0.000	Cecil Upshaw, R OBP: 0.275, SLG: 0.209	(7, PH) 0.0 L 1 0 0 0 0 0 0 0 0 0 0 0 0 0 0 0 0.00 0.000	Mike Lum, L OBP: 0.273, SLG: 0.298	(8, 1) 0.0 L 1 0 0 0 0 0 0 0 0 0 0 0 0 0 0 0 0.00 0.000	Jim Britton, R OBP: 0.273, SLG: 0.273	(8, 1) 0.0 L 1 0 0 0 0 0 0 0 0 0 0 0 0 0 0 0 0.00 0.000	Ken Johnson, R OBP: 0.133, SLG: 0.138	(8, 1) 0.0 L 1 0 0 0 0 0 0 0 0 0 0 0 0 0 0 0 0.00 0.000	Tommie Aaron, R OBP: 0.330, SLG: 0.326	(9, PH) 0.0 L 1 0 0 0 0 0 0 0 0 0 0 0 0 0 0 0 0.00 0.000									
Inning Stats	R: 0 E: 0 K: 0 S: 4	H: 1 LOB: 2 BB: 1 P: 8	R: 0 E: 0 K: 1 S: 4	H: 0 LOB: 0 BB: 1 P: 8	R: 0 E: 0 K: 1 S: 5	H: 0 LOB: 0 BB: 0 P: 5	R: 1 E: 0 K: 0 S: 5	H: 3 LOB: 2 BB: 1 P: 9	R: 2 E: 1 K: 1 S: 7	H: 1 LOB: 0 BB: 0 P: 7	R: 0 E: 0 K: 0 S: 3	H: 0 LOB: 0 BB: 0 P: 3	R: 1 E: 0 K: 0 S: 5	H: 2 LOB: 3 BB: 2 P: 13	R: 0 E: 0 K: 0 S: 3	H: 0 LOB: 0 BB: 0 P: 3	R: 0 E: 0 K: 0 S: 5	H: 2 LOB: 3 BB: 1 P: 9	1B: 6 2B: 2 3B: 0 HR: 2	SF: 0 SAC: 0 DP: 2 HBP: 0	WP: 2 PB: 0 SB: 0 CS: 0	PA: 41
PITCHER	IP WLS BF H R ER SO BB IBB HBP BLK WP HR S P ERA WHIP	IP WLS BF H R ER SO BB IBB HBP BLK WP HR S P ERA WHIP																				
Larry Dierker, R ERA: 3.23	(1, 1) 6.2 W 31 7 4 2 3 5 0 0 0 0 0 0 2 32 2.70 1.800	Tom Dukes, R ERA: 4.84	(7, 1) 2.1 S 10 2 0 0 0 0 1 0 0 0 0 0 9 13 0.00 0.857																			


AB	33
R	5
H	11
RBI	5
BB	6
SO	5
LOB	18

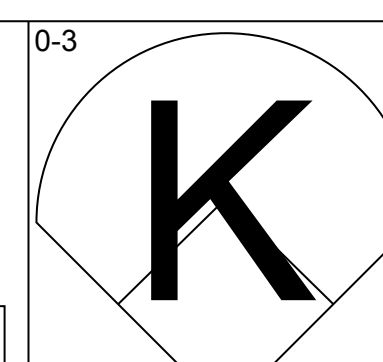
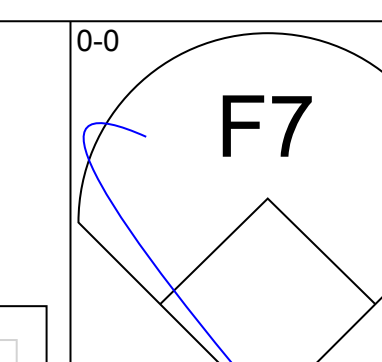
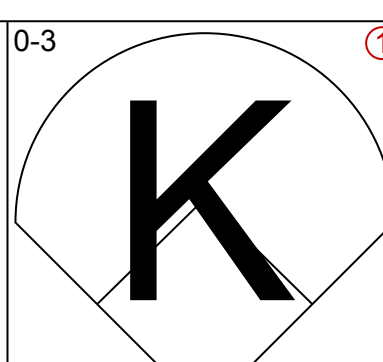
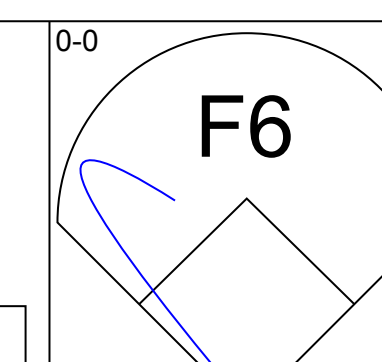
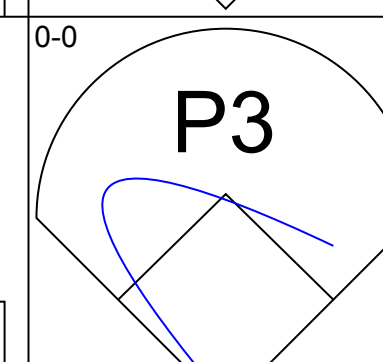
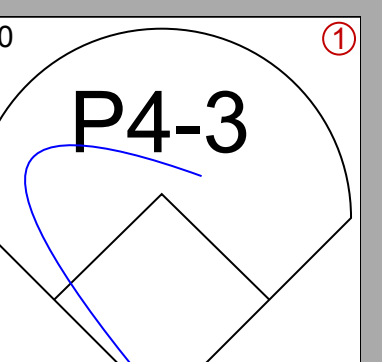
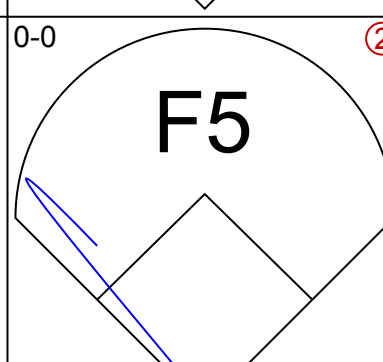
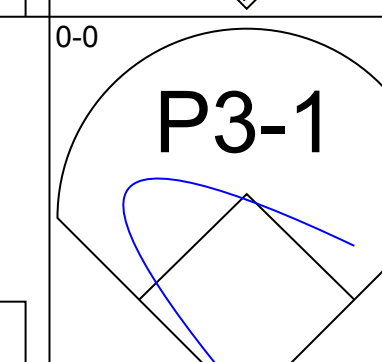
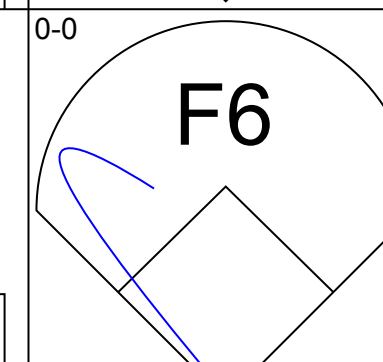
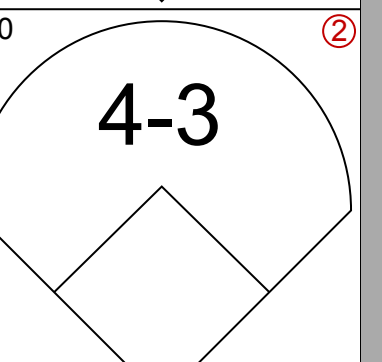
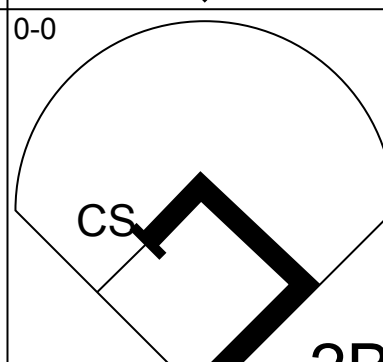
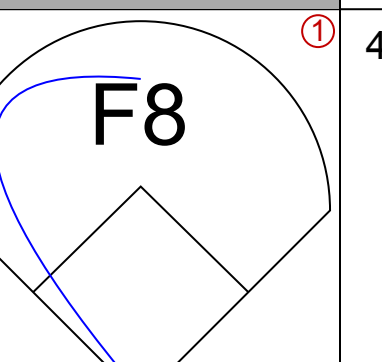
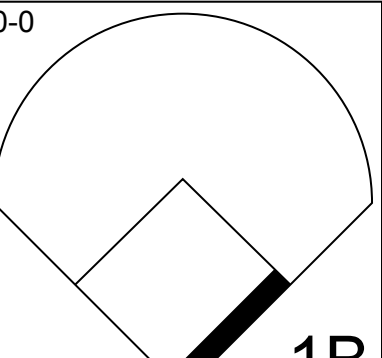
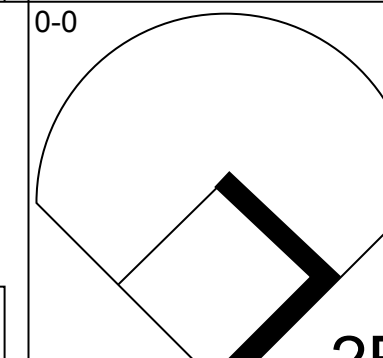
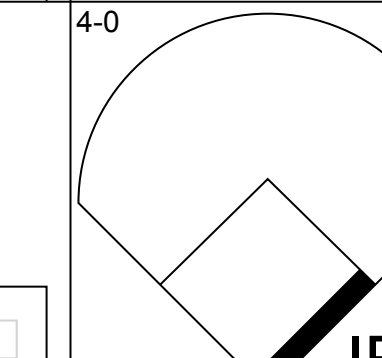
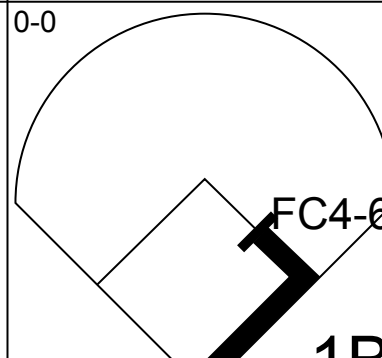
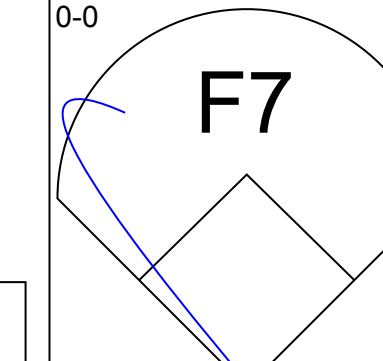
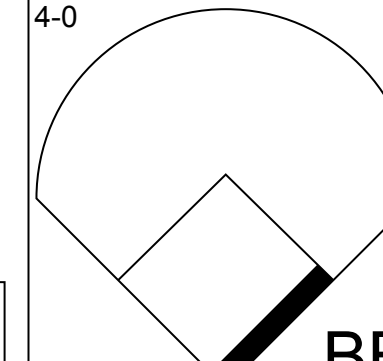
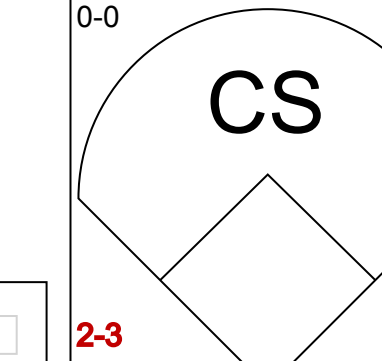
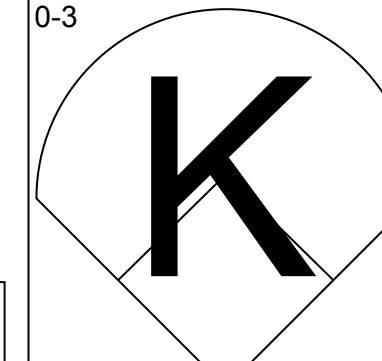
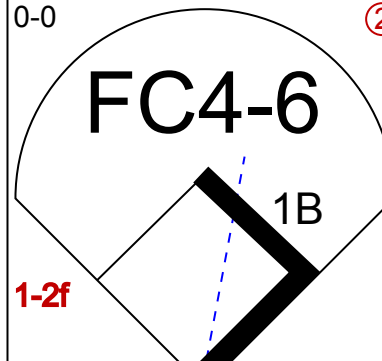
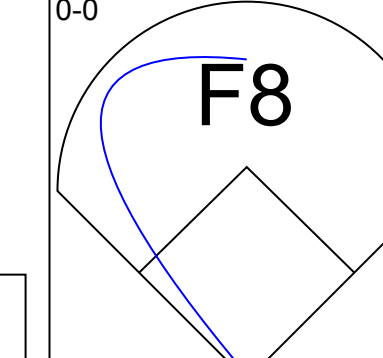
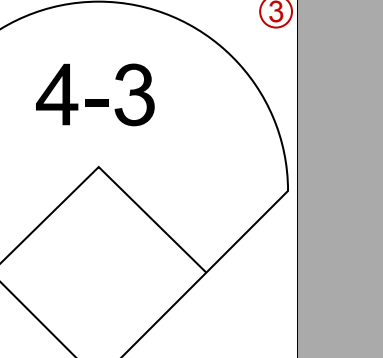
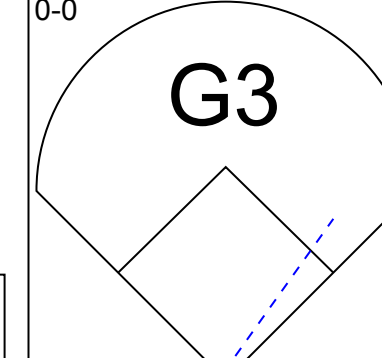
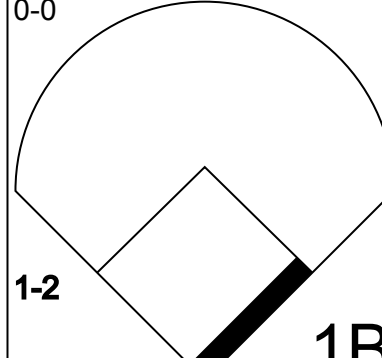
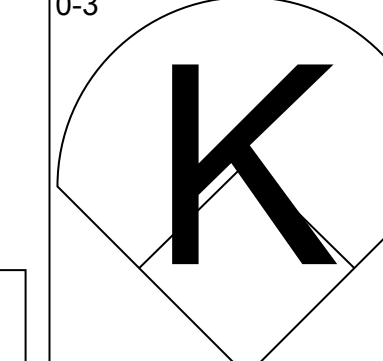

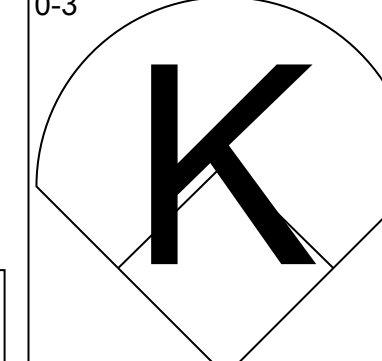
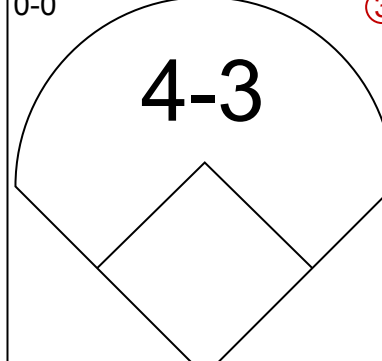
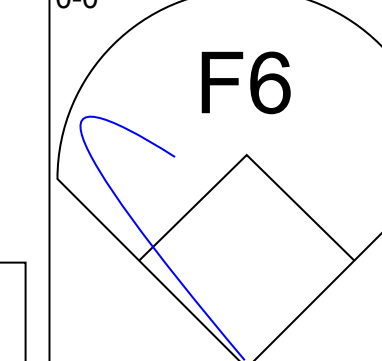
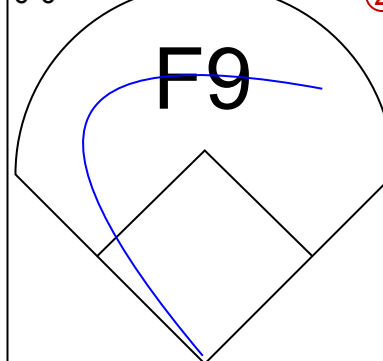
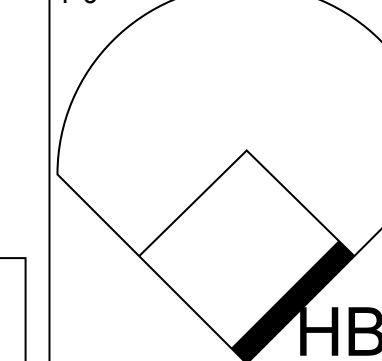
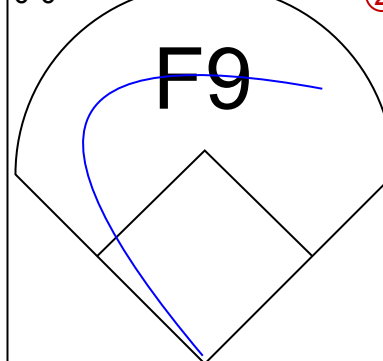


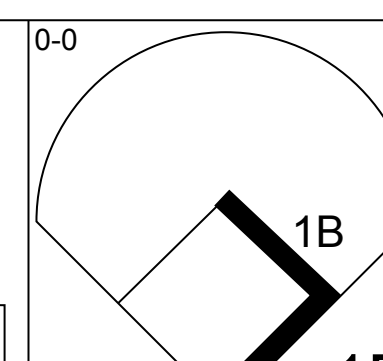
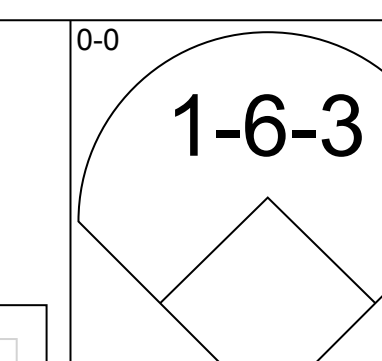
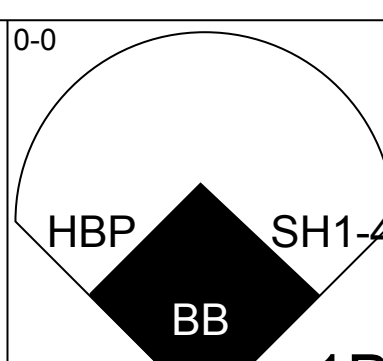
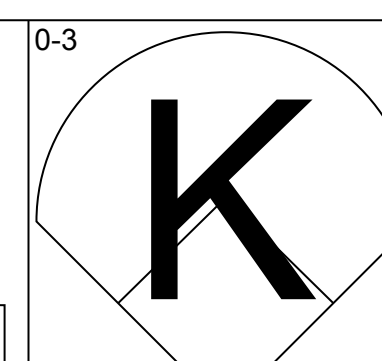
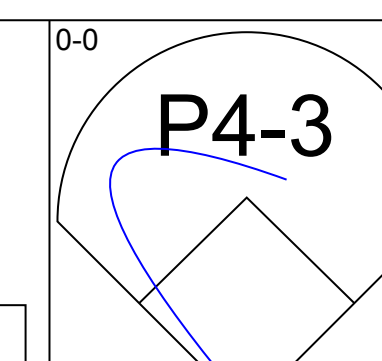
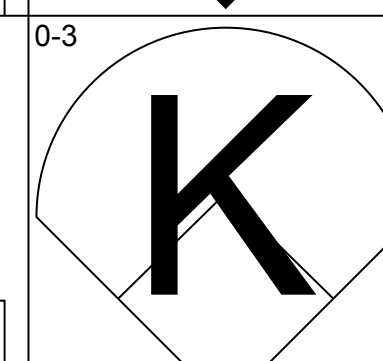
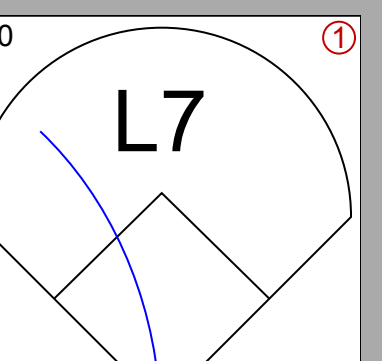
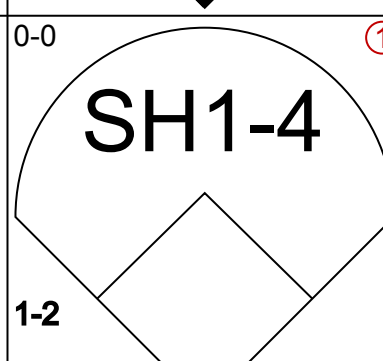
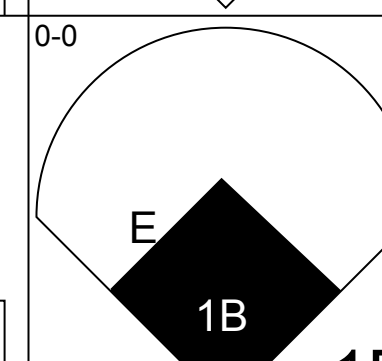
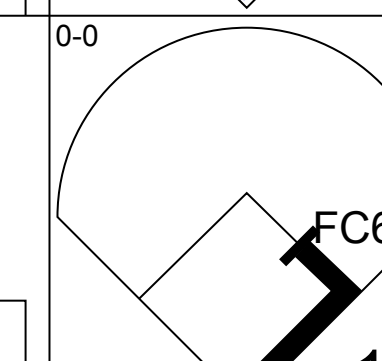
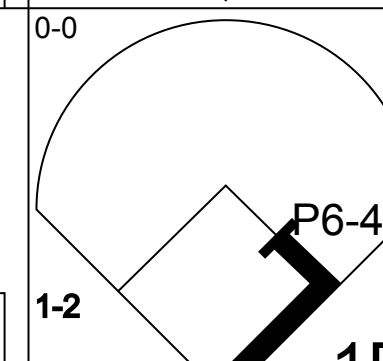
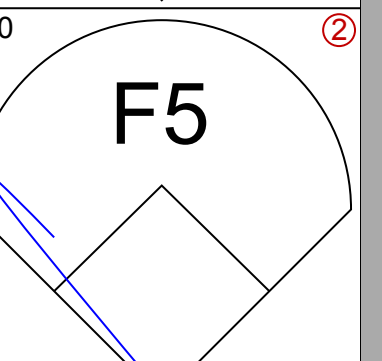
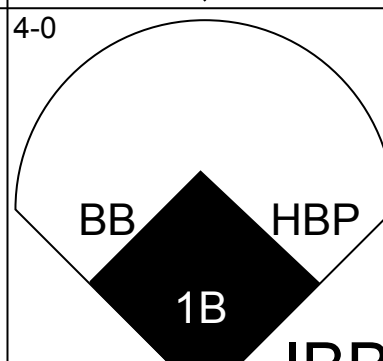
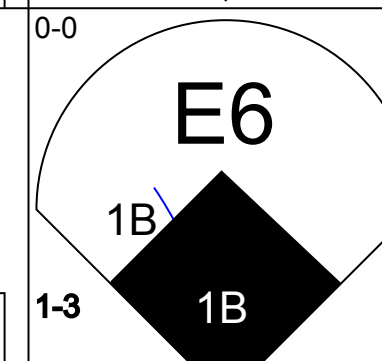
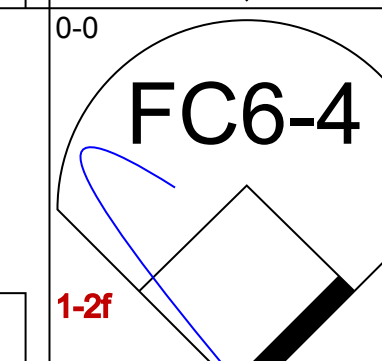
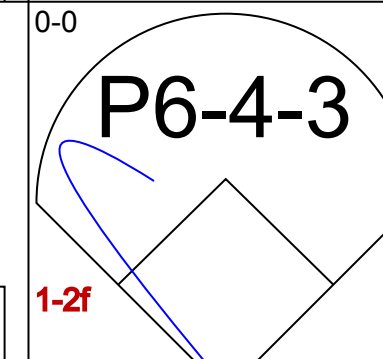
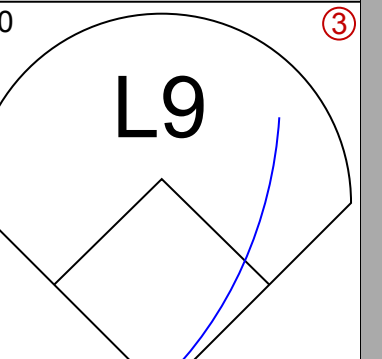
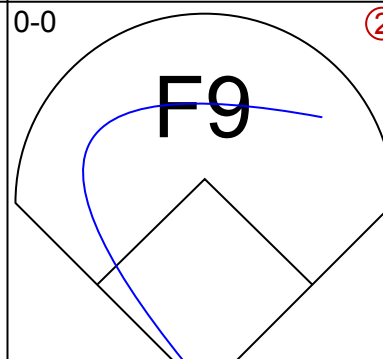
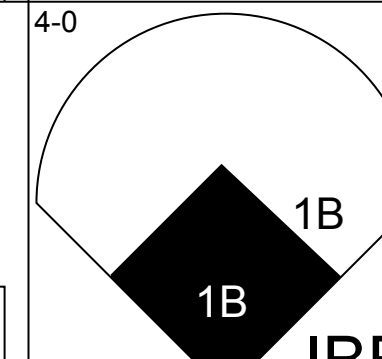
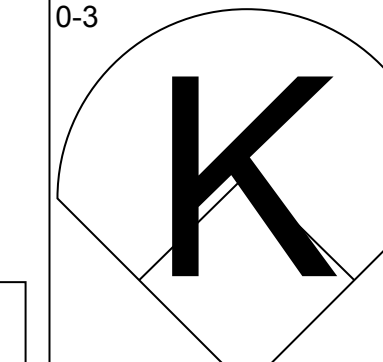
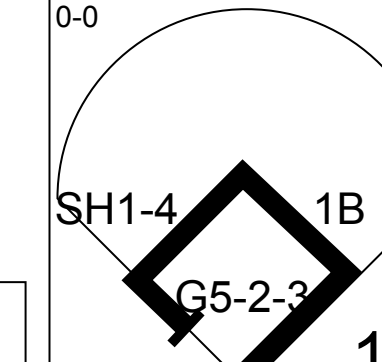
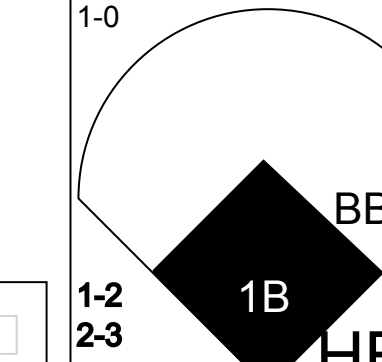
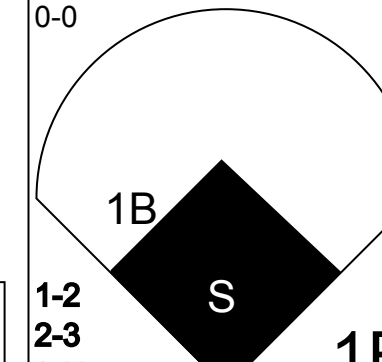
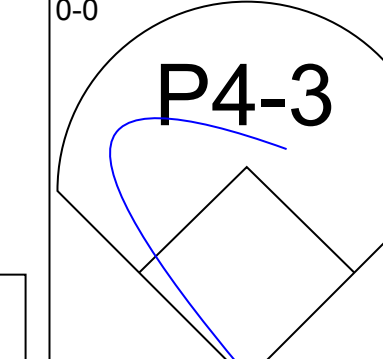
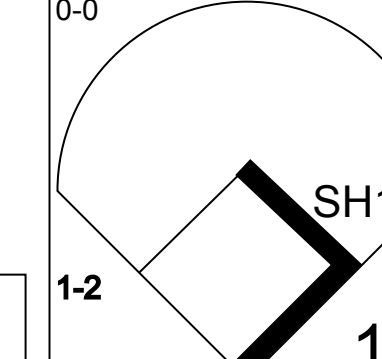
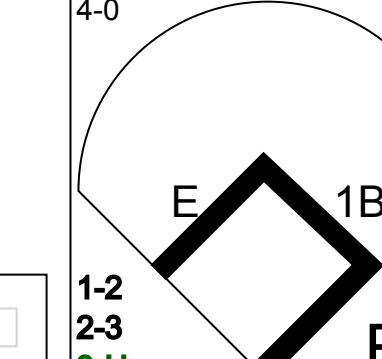
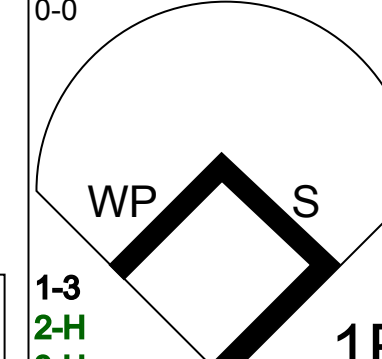
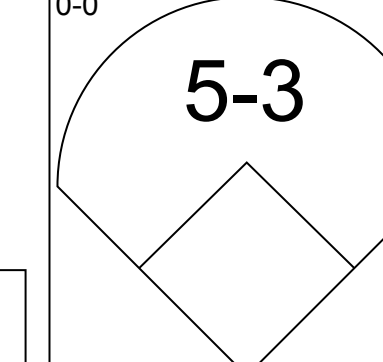
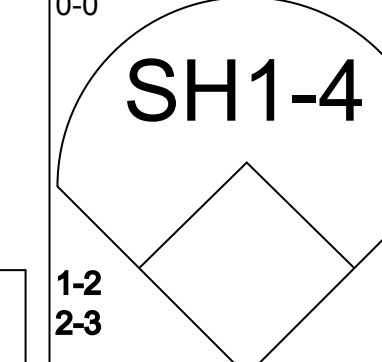
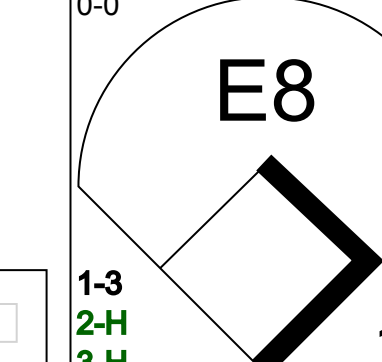
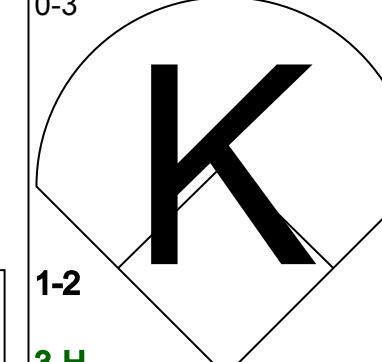
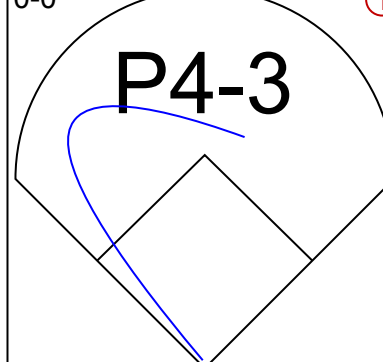
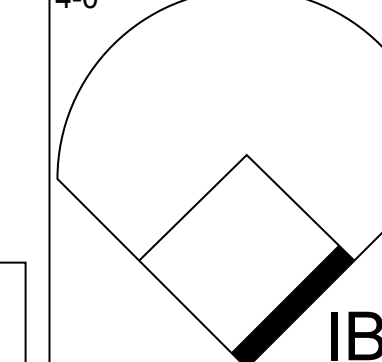
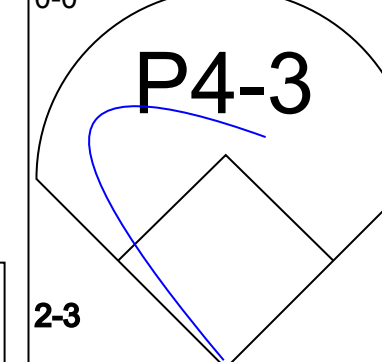
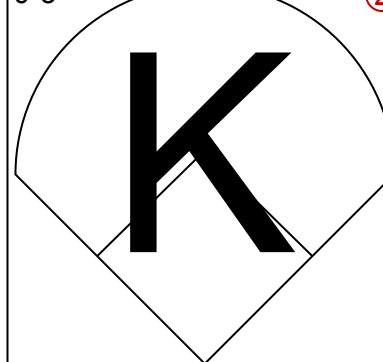
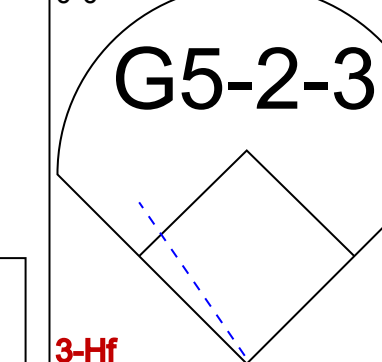
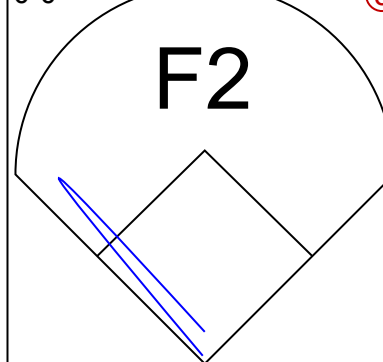
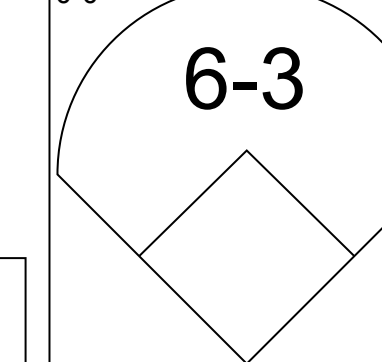
AB	35
R	4
H	9
RBI	4
BB	6
SO	3
LOB	18



Batter	1	2	3	4	5	6	7	8	9	AB	R	H	RBI	BB	SO	LOB	TOP			
Jim Fairley, L OBP: 0.263, SLG: 0.324 (1, 7)	0-0 4-3			0-0 1-3		0-0 F8			0-3 K	4	0	0	0	0	1	0	Los Angeles Dodgers @ Atlanta Braves Atlanta Stadium, Atlanta, GA Thu Jul 11 1968, 7:05 PM EDT Att: 13,813 - Unknown AB 31 R 0 H 4 RBI 0 BB 0 SO 6 LOB 5 			
Paul Popovich, S OBP: 0.295, SLG: 0.295 (1, 4) (8, 6)	0-0 P9			0-0 P4-3		0-0 2B			0-0 P4-3	4	0	1	0	0	0	0				
Willie Davis, L OBP: 0.262, SLG: 0.315 (1, 8)	0-0 F2			0-3 K		0-0 5-3			0-0 1B	4	0	1	0	0	1	1				
Tom Haller, L OBP: 0.346, SLG: 0.372 (1, 2)		0-3 K			0-0 3-1				0-0 4-3	4	0	0	0	0	1	1				
Jim Lefebvre, S OBP: 0.272, SLG: 0.339 (1, 5) (8, 4)		0-0 F8			0-0 1B 1B				0-0 F9	3	0	1	0	0	0	0				
Ron Fairly, L OBP: 0.254, SLG: 0.248 (1, 9)		0-3 K			0-0 F6				0-0 4-1	3	0	0	0	0	1	1				
Wes Parker, S OBP: 0.322, SLG: 0.346 (1, 3)				0-0 F8		0-0 1-2 1B			0-0 F9	3	0	1	0	0	0	0				
Zoilo Versalles, R OBP: 0.229, SLG: 0.261 (1, 6)				0-3 K		0-0 F6			0-0 4-3	2	0	0	0	0	1	2				
Bob Bailey, R OBP: 0.322, SLG: 0.331 (8, PH) (8, 5)										1	0	0	0	0	0	0				
Claude Osteen, L OBP: 0.196, SLG: 0.261 (1, 1)				0-0 G1		0-0 4-3			0-3 K	2	0	0	0	0	0	0				
Ted Savage, R OBP: 0.259, SLG: 0.371 (8, PH) Mudcat Grant, R OBP: 0.176, SLG: 0.353 (8, 1)										1	0	0	0	0	1	0				
										0	0	0	0	0	0	0				
Inning Stats	R: 0 E: 0 K: 0 S: 3	H: 0 LOB: 0 BB: 0 P: 3	R: 0 E: 0 K: 2 S: 7	H: 0 LOB: 0 BB: 0 P: 7	R: 0 E: 0 K: 1 S: 5	H: 0 LOB: 0 BB: 0 P: 5	R: 0 E: 0 K: 1 S: 5	H: 2 LOB: 2 BB: 0 P: 5	R: 0 E: 0 K: 0 S: 4	H: 1 LOB: 1 BB: 0 P: 4	R: 0 E: 0 K: 0 S: 3	H: 0 LOB: 0 BB: 0 P: 3	R: 0 E: 0 K: 1 S: 5	H: 0 LOB: 0 BB: 0 P: 5	R: 0 E: 0 K: 1 S: 6	H: 1 LOB: 1 BB: 0 P: 6	1B: 3 2B: 1 3B: 0 HR: 0	SF: 0 SAC: 0 DP: 0 HBP: 0	WP: 0 PB: 0 SB: 0 CS: 0	PA: 31
PITCHER Phil Niekro, R ERA: 3.15 (1, 1)	IP: 9.0 WLS: W BF: 31 H: 4 R: 0 ER: 0 SO: 6 BB: 0 IBB: 0 HBP: 0 BLK: 0 WP: 0 HR: 0 S: 43 P: 43 ERA: 0.00 WHIP: 0.444															PITCHER				

Batter	1	2	3	4	5	6	7	8	9	AB	R	H	RBI	BB	SO	LOB	BOTTOM			
Felipe Alou, R OBP: 0.351, SLG: 0.426 (1, 8)	0-0 L7		0-0 6-3		0-3 K			0-0 F7		4	0	0	0	0	1	2	Los Angeles Dodgers @ Atlanta Braves Atlanta Stadium, Atlanta, GA Thu Jul 11 1968, 7:05 PM EDT Att: 13,813 - Unknown AB 28 R 1 H 6 RBI 1 BB 0 SO 3 LOB 11 			
Felix Milan, R OBP: 0.332, SLG: 0.365 (1, 4)	0-0 1B 1B		0-0 L8		0-0 P5-4-3 1-2			0-0 P6-3		4	1	1	0	0	0	2				
Hank Aaron, R OBP: 0.318, SLG: 0.486 (1, 9)	0-0 1-2 1B 1B			0-0 F7		0-0 F9				3	0	1	0	0	0	0				
Joe Torre, R OBP: 0.346, SLG: 0.417 (1, 2)	0-0 P6-4-3 1-2 2H 1B			0-0 E5 1B		0-0 G6-3 1B				3	0	2	1	0	0	0				
Clete Boyer, R OBP: 0.271, SLG: 0.310 (1, 5)	0-0 P6-4-3 1-2			0-0 1-2 1B		0-0 G6-3 1-2				3	0	1	0	0	0	3				
Deron Johnson, R OBP: 0.285, SLG: 0.290 (1, 3)		0-3 K		0-0 F5		0-3 K				3	0	0	0	0	2	2				
Tommie Aaron, R OBP: 0.327, SLG: 0.318 (1, 7)		0-0 F7		0-0 F9		0-0 6-3				3	0	0	0	0	0	2				
Sonny Jackson, L OBP: 0.293, SLG: 0.276 (1, 6)		0-0 P4-3			0-0 SH 1B		0-0 1-3			3	0	1	0	0	0	0				
Phil Niekro, R OBP: 0.114, SLG: 0.229 (1, 1)			0-0 1-3		0-0 SH P5-4-3 1-2			0-0 P1-6-3		2	0	0	0	0	0	0				
Inning Stats	R: 1 E: 0 K: 0 S: 5	H: 3 LOB: 1 BB: 0 P: 5	R: 0 E: 0 K: 1 S: 5	H: 0 LOB: 0 BB: 0 P: 5	R: 0 E: 0 K: 0 S: 3	H: 0 LOB: 0 BB: 0 P: 3	R: 0 E: 1 K: 0 S: 5	H: 1 LOB: 2 BB: 0 P: 5	R: 0 E: 0 K: 1 S: 6	H: 1 LOB: 1 BB: 0 P: 6	R: 0 E: 0 K: 0 S: 3	H: 0 LOB: 0 BB: 0 P: 3	R: 0 E: 0 K: 0 S: 3	H: 0 LOB: 0 BB: 0 P: 3	R: 0 E: 0 K: 0 S: 3	H: 0 LOB: 0 BB: 0 P: 3		1B: 6 2B: 0 3B: 0 HR: 0	SF: 0 SAC: 1 DP: 3 HBP: 0	WP: 0 PB: 0 SB: 0 CS: 0
PITCHER Claude Osteen, L ERA: 2.96 Mudcat Grant, R ERA: 2.49 (1, 1) (8, 1)	IP: 7.0 WLS: L BF: 26 H: 6 R: 1 ER: 1 SO: 3 BB: 0 IBB: 0 HBP: 0 BLK: 0 WP: 0 HR: 0 S: 32 P: 32 ERA: 1.29 WHIP: 0.857															PITCHER				

Batter	1	2	3	4	5	6	7	8	9	AB	R	H	RBI	BB	SO	LOB	TOP					
Jim Fairley, L OBP: 0.250, SLG: 0.308 (1, 7)										4	0	0	0	0	2	1	Los Angeles Dodgers @ Atlanta Braves Atlanta Stadium, Atlanta, GA Fri Jul 12, 1968, 7:05 PM EDT Att: 21,615 - Unknown					
Paul Popovich, S OBP: 0.294, SLG: 0.290 (1, 4)										4	0	0	0	0	0	1						
Willie Davis, L OBP: 0.262, SLG: 0.317 (1, 8)										4	0	1	0	0	0	0						
Tom Haller, L OBP: 0.355, SLG: 0.383 (1, 2)										3	0	3	0	1	0	0						
Jim Lefebvre, S OBP: 0.271, SLG: 0.331 (1, 5)										3	0	0	0	1	1	2						
Willie Crawford, L OBP: 0.250, SLG: 0.250 (1, 9)										4	0	1	0	0	0	3						
Wes Parker, S OBP: 0.319, SLG: 0.342 (1, 3)										4	0	0	0	0	3	3						
Zoilo Versalles, R OBP: 0.227, SLG: 0.258 (1, 6)										3	0	0	0	0	0	0						
Don Drysdale, R OBP: 0.167, SLG: 0.185 Jack Billingham, R (7, 1)										2	0	0	0	0	1	0						
Ron Fairly, L OBP: 0.257, SLG: 0.248 John Purdin, R OBP: 0.500, SLG: 0.500 (8, PH) (8, 1)										0	0	0	0	0	0	0						
Inning Stats	R: 0 E: 0 K: 1 S: 5	H: 0 LOB: 0 BB: 0 P: 5	R: 0 E: 0 K: 1 S: 6	H: 1 LOB: 1 BB: 0 P: 6	R: 0 E: 0 K: 0 S: 3	H: 0 LOB: 0 BB: 0 P: 3	R: 0 E: 0 K: 0 S: 4	H: 1 LOB: 2 BB: 1 P: 8	R: 0 E: 0 K: 0 S: 7	H: 0 LOB: 0 BB: 0 P: 7	R: 0 E: 0 K: 1 S: 5	H: 1 LOB: 1 BB: 1 P: 9	R: 0 E: 0 K: 2 S: 7	H: 0 LOB: 0 BB: 0 P: 7	R: 0 E: 0 K: 0 S: 3	H: 1 LOB: 1 BB: 0 P: 4	R: 0 E: 0 K: 0 S: 5	H: 2 LOB: 2 BB: 0 P: 5	1B: 3 2B: 2 3B: 0 HR: 0	SF: 0 SAC: 0 DP: 0 HBP: 1	WP: 0 PB: 0 SB: 0 CS: 1	PA: 35
PITCHER Jim Britton, R ERA: 1.91 (1, 1)	IP: 9.0 WLS: W BF: 34 H: 5 R: 0 ER: 0 SO: 7 BB: 1 IBB: 1 HBP: 1 BLK: 0 WP: 0 HR: 0 S: 45 P: 54 ERA: 0.00 WHIP: 0.667															PITCHER IP: WLS: BF: H: R: ER: SO: BB: IBB: HBP: BLK: WP: HR: S: P: ERA: WHIP						

Batter	1	2	3	4	5	6	7	8	9	AB	R	H	RBI	BB	SO	LOB	BOTTOM	
Felipe Alou, R OBP: 0.352, SLG: 0.426 (1, 8)										5	1	2	0	0	1	0	Los Angeles Dodgers @ Atlanta Braves Atlanta Stadium, Atlanta, GA Fri Jul 12, 1968, 7:05 PM EDT Att: 21,615 - Unknown	
Felix Milan, R OBP: 0.334, SLG: 0.367 (1, 4)										4	1	2	0	0	1	1		
Hank Aaron, R OBP: 0.320, SLG: 0.483 (1, 9)										4	2	1	0	1	0	2		
Joe Torre, R OBP: 0.344, SLG: 0.411 (1, 2)										3	1	0	0	1	0	4		
Clete Boyer, R OBP: 0.275, SLG: 0.311 Marty Martinez, S OBP: 0.301, SLG: 0.258 (6, PR) (7, 5)										2	0	1	0	0	1	0		
Tito Francona, L OBP: 0.427, SLG: 0.403 Mike Lum, L OBP: 0.256, SLG: 0.298 (7, PR) (8, 7)										3	0	2	3	1	0	0		
Tommie Aaron, R OBP: 0.327, SLG: 0.319 (1, 3)										3	0	1	2	0	1	1		
Sonny Jackson, L OBP: 0.295, SLG: 0.274 (1, 6)										2	0	0	0	2	0	2		
Jim Britton, R OBP: 0.200, SLG: 0.200 (1, 1)										4	0	0	0	0	1	6		
Inning Stats	R: 0 E: 0 K: 1 S: 6	H: 2 LOB: 1 BB: 0 P: 6	R: 0 E: 0 K: 1 S: 5	H: 0 LOB: 0 BB: 0 P: 5	R: 0 E: 0 K: 0 S: 3	H: 0 LOB: 0 BB: 0 P: 3	R: 0 E: 0 K: 0 S: 4	H: 2 LOB: 2 BB: 1 P: 8	R: 3 E: 1 K: 0 S: 5	H: 2 LOB: 3 BB: 3 P: 18	R: 4 E: 1 K: 2 S: 11	H: 3 LOB: 2 BB: 1 P: 15	R: 0 E: 0 K: 0 S: 4	H: 1 LOB: 1 BB: 0 P: 4	1B: 10 2B: 0 3B: 0 HR: 0	SF: 0 SAC: 2 DP: 2 HBP: 1		WP: 1 PB: 0 SB: 2 CS: 0
PITCHER Don Drysdale, R ERA: 1.59 Jack Billingham, R ERA: 2.43 John Purdin, R ERA: 2.17 (1, 1) (7, 1) (8, 1)	IP: 6.1 WLS: L BF: 32 H: 8 R: 7 ER: 5 SO: 4 BB: 1 IBB: 4 HBP: 1 BLK: 0 WP: 0 HR: 0 S: 34 P: 55 ERA: 7.11 WHIP: 1.421															PITCHER IP: WLS: BF: H: R: ER: SO: BB: IBB: HBP: BLK: WP: HR: S: P: ERA: WHIP		

Batter	1	2	3	4	5	6	7	8	9	AB	R	H	RBI	BB	SO	LOB	TOP				
Ron Hunt, R OBP: 0.356, SLG: 0.293 Bob Schroder, L OBP: 0.500, SLG: 0.625	5-3		F3			F9		L4-3	FC6-4	3	0	0	0	0	0	0					
Ty Cline, L OBP: 0.251, SLG: 0.250	L6-3					L3		L4-3		4	0	1	1	0	0	0					
Willie McCovey, L OBP: 0.386, SLG: 0.585 Bobby Bonds, R OBP: 0.295, SLG: 0.302	K			F5		1B		5-3		3	0	1	0	0	1	1					
Jim Ray Hart, R OBP: 0.363, SLG: 0.531		K		F8		1B		F8		4	0	1	0	0	1	1					
Jesus Alou, R OBP: 0.278, SLG: 0.319				1-3		4-3				4	1	2	0	0	0	3					
Dave Marshall, L OBP: 0.368, SLG: 0.340		FC3-6						F9	F7	4	0	1	0	0	0	2					
Jack Hiatt, R OBP: 0.342, SLG: 0.338						G5-4-3		5-3	K	4	0	0	0	0	2	3					
Hal Lanier, R OBP: 0.219, SLG: 0.239 Willie Mays, R OBP: 0.349, SLG: 0.474			5-3							2	0	1	0	1	0	0					
Mike McCormick, L OBP: 0.170, SLG: 0.125 Bobby Bolin, R OBP: 0.125, SLG: 0.087 Frank Johnson, R OBP: 0.224, SLG: 0.220 Ron Herbel, R OBP: 0.224, SLG: 0.220			4-3			1-4-3		FC5-4		1	0	0	0	0	0	0					
Jim Davenport, R OBP: 0.200, SLG: 0.225 Joe Gibbon, R OBP: 0.151, SLG: 0.140										1	0	1	0	0	0	0					
Inning Stats	R: 0 E: 0 K: 1 S: 5	H: 0 LOB: 0 BB: 0 P: 5	R: 0 E: 0 K: 2 S: 8	H: 1 LOB: 1 BB: 0 P: 8	R: 0 E: 0 K: 0 S: 3	H: 0 LOB: 0 BB: 0 P: 3	R: 0 E: 0 K: 0 S: 4	H: 1 LOB: 1 BB: 0 P: 4	R: 0 E: 0 K: 0 S: 4	H: 2 LOB: 1 BB: 0 P: 4	R: 0 E: 0 K: 0 S: 5	H: 2 LOB: 2 BB: 0 P: 5	R: 0 E: 0 K: 0 S: 3	H: 0 LOB: 1 BB: 1 P: 7	R: 1 E: 0 K: 0 S: 4	H: 1 LOB: 0 BB: 0 P: 4	R: 1 E: 0 K: 1 S: 8	H: 3 LOB: 2 BB: 0 P: 8	1B: 8 2B: 1 3B: 1 HR: 0	SF: 0 SAC: 0 DP: 1 HBP: 0	WP: 0 PA: 37 PB: 0 SB: 0 CS: 0
PITCHER	IP WLS BF H R ER SO BB IBB HBP BLK WP HR S P ERA WHIP																				
Ron Reed, R ERA: 3.12 Cecil Upshaw, R ERA: 2.27	8.2 W 35 9 2 2 4 1 0 0 0 0 0 0 2 2 2.08 1.154																				

San Francisco Giants @ Atlanta Braves
Atlanta Stadium, Atlanta, GA
Sun Jul 14 1968, 3:33 AM EDT
Att: 34,283 - Unknown

AB 36
R 2
H 10
RBI 2
BB 1
SO 4
LOB 14



Batter	1	2	3	4	5	6	7	8	9	AB	R	H	RBI	BB	SO	LOB	BOTTOM		
Felipe Alou, R OBP: 0.349, SLG: 0.419	E5		1B	F4			L6-3			4	1	1	0	0	0	2			
Felix Milten, R OBP: 0.336, SLG: 0.367			1B	F7			L5-3			4	1	2	0	0	0	2			
Hank Aaron, R OBP: 0.321, SLG: 0.489			1B	FC4-6						4	1	2	3	0	0	4			
Joe Torre, R OBP: 0.355, SLG: 0.424	4-3		1B				L5-3			4	0	2	0	0	0	2			
Tommy Aaron, R OBP: 0.323, SLG: 0.317			F9				G4-3		K	4	0	1	0	0	1	1			
Deron Johnson, R OBP: 0.284, SLG: 0.294			F4	F2			6-3			4	0	1	0	0	0	2			
Sonny Jackson, L OBP: 0.297, SLG: 0.280			1-6-3				E9		L3	4	1	1	0	0	0	1			
Marty Martinez, S OBP: 0.298, SLG: 0.254			5-3				1B		L3-1	3	0	1	1	1	0	0			
Ron Reed, R OBP: 0.195, SLG: 0.154 Cecil Upshaw, R OBP: 0.273, SLG: 0.200			5-3				F3		L4-3	4	0	1	0	0	0	2			
Inning Stats	R: 0 E: 1 K: 0 S: 4	H: 1 LOB: 1 BB: 0 P: 4	R: 0 E: 0 K: 0 S: 3	H: 0 LOB: 0 BB: 0 P: 3	R: 3 E: 0 K: 0 S: 8	H: 5 LOB: 2 BB: 0 P: 8	R: 1 E: 1 K: 0 S: 6	H: 3 LOB: 2 BB: 0 P: 6	R: 0 E: 0 K: 0 S: 3	H: 0 LOB: 0 BB: 0 P: 3	R: 0 E: 0 K: 0 S: 3	H: 0 LOB: 0 BB: 0 P: 3	R: 0 E: 0 K: 0 S: 4	H: 1 LOB: 1 BB: 0 P: 4	R: 0 E: 0 K: 1 S: 6	H: 1 LOB: 2 BB: 1 P: 10	1B: 9 2B: 2 3B: 0 HR: 1	SF: 0 SAC: 0 DP: 2 HBP: 0	WP: 0 PA: 36 PB: 0 SB: 1 CS: 0
PITCHER	IP WLS BF H R ER SO BB IBB HBP BLK WP HR S P ERA WHIP																		
Mike McCormick, L ERA: 3.97 Bobby Bolin, R ERA: 2.2 Ron Herbel, R ERA: 2.28 Joe Gibbon, L ERA: 1.11	2.2 L 14 6 3 3 0 0 0 0 0 0 0 0 7 7 6.75 2.250																		

San Francisco Giants @ Atlanta Braves
Atlanta Stadium, Atlanta, GA
Sun Jul 14 1968, 3:33 AM EDT
Att: 34,283 - Unknown

AB 35
R 4
H 12
RBI 4
BB 1
SO 1
LOB 16



Batter	1	2	3	4	5	6	7	8	9	AB	R	H	RBI	BB	SO	LOB	TOP
Ron Hunt, R OBP: 0.354, SLG: 0.292 (1, 4)	5-3	FC6-4						5-3		4	0	1	0	0	0	2	San Francisco Giants @ Atlanta Braves Atlanta Stadium, Atlanta, GA Mon Jul 15 1968, 7:05 PM EDT Att: 20,110 - Unknown
Jesus Alou, R OBP: 0.282, SLG: 0.336 (1, 7)							K	4-3		4	1	2	0	0	1	1	
Willie Mays, R OBP: 0.345, SLG: 0.469 (1, 8)	6-3						F6	6-3		3	0	0	1	0	0	1	
Willie McCovey, L OBP: 0.381, SLG: 0.576 (1, 3)	F5						F8	F7		4	0	0	0	0	0	1	
Jim Ray Hart, R OBP: 0.359, SLG: 0.524 (1, 5)								1-3		4	1	0	0	0	2	0	
Dave Marshall, L OBP: 0.381, SLG: 0.385 (1, 9)								2B		4	0	3	0	0	0	0	
Jack Hiatt, R OBP: 0.335, SLG: 0.329 (1, 2)								K		4	0	0	0	0	2	4	
Hal Lanier, R OBP: 0.220, SLG: 0.240 (1, 6)										3	0	1	1	0	0	1	
Gaylord Perry, R OBP: 0.137, SLG: 0.120 (1, 1)								G3		3	0	0	0	0	0	3	
Inning Stats	R: 0 E: 0 K: 0 S: 4	H: 1 LOB: 1 BB: 0 P: 4	R: 1 E: 0 K: 1 S: 8	H: 2 LOB: 2 BB: 0 P: 8	R: 1 E: 0 K: 1 S: 6	H: 1 LOB: 0 BB: 0 P: 6	R: 0 E: 0 K: 1 S: 6	H: 1 LOB: 0 BB: 0 P: 6	R: 0 E: 0 K: 0 S: 3	H: 0 LOB: 0 BB: 0 P: 3	R: 0 E: 0 K: 0 S: 3	H: 0 LOB: 0 BB: 0 P: 3	R: 0 E: 0 K: 1 S: 6	H: 1 LOB: 1 BB: 0 P: 6	1B: 3 2B: 2 3B: 2 HR: 0	SF: 1 SAC: 0 DP: 0 HBP: 0	WP: 0 PA: 34 PB: 1 SB: 0 CS: 0
PITCHER Phil Niekro, R ERA: 3.01 (1, 1)	IP: 9.0 WLS: W BF: 34 H: 7 R: 2 ER: 1 SO: 5 BB: 0 IBB: 0 HBP: 0 BLK: 0 WP: 0 HR: 0 S: 44 P: 44 ERA: 1.00 WHIP: 0.778																

Batter	1	2	3	4	5	6	7	8	9	AB	R	H	RBI	BB	SO	LOB	BOTTOM		
Felipe Alou, R OBP: 0.350, SLG: 0.418 (1, 8)	F4	4-3								3	1	1	0	0	0	0	San Francisco Giants @ Atlanta Braves Atlanta Stadium, Atlanta, GA Mon Jul 15 1968, 7:05 PM EDT Att: 20,110 - Unknown		
Felix Milan, R OBP: 0.338, SLG: 0.366 (1, 4)										1	1	0	0	2	0	1			
Hank Aaron, R OBP: 0.325, SLG: 0.491 (1, 9)										3	0	2	0	1	1	1			
Joe Torre, R OBP: 0.353, SLG: 0.421 (1, 2)										4	1	1	1	0	1	5			
Tito Francona, L OBP: 0.430, SLG: 0.406 (1, 7)										3	1	1	1	1	0	1			
Mike Lum, L OBP: 0.256, SLG: 0.298 (8, 7)										0	0	0	0	0	0	0			
Tommie Aaron, R OBP: 0.321, SLG: 0.315 (1, 3)										4	0	1	1	0	0	3			
Sonny Jackson, L OBP: 0.300, SLG: 0.281 (1, 6)										3	0	1	0	1	0	0			
Marty Martinez, S OBP: 0.290, SLG: 0.246 (1, 5)										4	0	0	0	0	0	2			
Phil Niekro, R OBP: 0.103, SLG: 0.205 (1, 1)										4	0	0	0	0	3	0			
Inning Stats	R: 3 E: 1 K: 1 S: 7	H: 2 LOB: 2 BB: 3 P: 19	R: 0 E: 0 K: 2 S: 8	H: 1 LOB: 1 BB: 1 P: 12	R: 0 E: 0 K: 0 S: 3	H: 1 LOB: 0 BB: 0 P: 3	R: 0 E: 0 K: 0 S: 3	H: 0 LOB: 1 BB: 0 P: 4	R: 0 E: 0 K: 0 S: 4	H: 1 LOB: 1 BB: 0 P: 4	R: 0 E: 0 K: 1 S: 5	H: 0 LOB: 0 BB: 0 P: 5	R: 1 E: 0 K: 0 S: 5	H: 2 LOB: 2 BB: 1 P: 9	R: 0 E: 0 K: 1 S: 5	H: 0 LOB: 0 BB: 0 P: 5	1B: 7 2B: 0 3B: 0 HR: 0	SF: 0 SAC: 1 DP: 0 HBP: 1	WP: 1 PA: 37 PB: 1 SB: 1 CS: 1
PITCHER Gaylord Perry, R ERA: 2.77 (1, 1)	IP: 8.0 WLS: L BF: 36 H: 7 R: 4 ER: 3 SO: 5 BB: 4 IBB: 1 HBP: 1 BLK: 0 WP: 1 HR: 0 S: 40 P: 61 ERA: 3.38 WHIP: 1.375																		

Batter	1	2	3	4	5	6	7	8	9	AB	R	H	RBI	BB	SO	LOB	TOP					
Felipe Alou, R OBP: 0.350, SLG: 0.416 (1, 8)	0-0 6-3	0-3 K		4-0 BB		0-0 5-3		0-0 1-2 2-3 1B	0-0 F8	5	0	1	0	1	1	4						
Felix Milan, R OBP: 0.337, SLG: 0.363 (1, 4)	0-0 6-3 1B		0-0 6-3	0-0 P3			0-0 5-3	0-0 2-3		5	0	1	0	0	0	4						
Hank Aaron, R OBP: 0.324, SLG: 0.487 (1, 9)	0-0 1-2 6-3 1B		0-0 F9		0-0 F5		0-0 F7		0-0 F1	5	0	1	0	0	0	0						
Joe Torre, R OBP: 0.354, SLG: 0.417 (1, 2)	0-0 6-3		0-0 1B		0-0 5-3		0-3 K		1-0 1B 1B HBP	4	1	1	0	0	1	2						
Tommie Aaron, R OBP: 0.329, SLG: 0.320 (9, 5)	4-0 BB		0-0 1B		0-0 F8			0-0 F1	0-0 1B 1B 1B	4	1	2	0	1	0	0						
Deron Johnson, R OBP: 0.286, SLG: 0.301 (1, 3)	0-3 K		0-0 F7		0-0 6-3			0-0 1B 1B	0-0 1-2 2-H 1B	5	2	2	1	0	1	5						
Sonny Jackson, L OBP: 0.305, SLG: 0.284 (1, 6)		0-0 F6		4-0 E S G3 BB		0-0 F2		0-0 1B 1B	0-0 SH1-4 1B	4	1	2	0	1	0	0						
Bob Johnson, R OBP: 0.314, SLG: 0.324 (9, PH)	0-3 K		0-0 5-3		0-0 1B			0-0 1B	0-0 SH1-4 1B	4	1	2	1	0	1	1						
Tito Francona, L OBP: 0.433, SLG: 0.410 (9, 7)			1-3					1-2 3-H 1B	1-2 2-3 1B	1	0	1	2	0	0	0						
Mike Lum, L OBP: 0.256, SLG: 0.298 (6, PH)			0-0 G3		0-0 2B			0-0 K	0-0 SH1-4 1B	2	0	1	1	0	0	0						
George Stone, L OBP: 0.333, SLG: 0.333 (6, PH)					0-0 1B			0-0 K	0-0 SH1-4	1	0	1	1	0	0	0						
Bob Tillman, R OBP: 0.236, SLG: 0.284 (6, 1)								0-0 K	0-0 SH1-4	1	0	0	0	0	1	2						
Cecil Upshaw, R OBP: 0.250, SLG: 0.182 (6, 1)									1-2 2-3	1	0	0	0	0	1	2						
Inning Stats	R: 0 E: 0 K: 1 S: 7	H: 2 LOB: 3 BB: 1 P: 11	R: 0 E: 0 K: 2 S: 8	H: 1 LOB: 1 BB: 0 P: 8	R: 0 E: 0 K: 0 S: 5	H: 2 LOB: 2 BB: 0 P: 5	R: 1 E: 0 K: 0 S: 3	H: 0 LOB: 1 BB: 2 P: 11	R: 0 E: 0 K: 0 S: 3	H: 0 LOB: 0 BB: 0 P: 3	R: 1 E: 0 K: 0 S: 5	H: 2 LOB: 1 BB: 0 P: 5	R: 0 E: 0 K: 1 S: 5	H: 0 LOB: 0 BB: 0 P: 5	R: 1 E: 0 K: 1 S: 9	H: 4 LOB: 3 BB: 0 P: 9	R: 3 E: 0 K: 0 S: 7	H: 4 LOB: 2 BB: 0 P: 8	1B: 13 2B: 2 3B: 0 HR: 0	SF: 0 SAC: 1 DP: 0 HBP: 1	WP: 0 PB: 0 SB: 1 CS: 0	PA: 46
PITCHER	IP WLS BF	H R ER SO	BB IBB HBP BLK	WP HR S P	ERA WHIP	PITCHER	IP WLS BF	H R ER SO	BB IBB HBP BLK	WP HR S P	ERA WHIP											
Denny Lemaster, L ERA: 2.85 (1, 1)	7.2 L 37	11 3 2 5	3 0 0 0	0 0 0 0	2.35 1.826	Steve Shea, R ERA: 13.5 (8, 1)	0.2 6 3 3	0 3 3 0	0 0 1 0	0 0 5 6	40.50 4.500											
Tom Dukes, R ERA: 6.58 (9, 1)	0.2 3 1 0	0 0 0 0	0 0 0 0	0 0 0 0	0.00 1.500																	

Atlanta Braves @ Houston Astros
Astrodome, Houston, TX
Tue Jul 16 1968, 8:05 PM EDT
Att: 22,313 - Unknown

AB 41
R 6
H 15
RBI 6
BB 3
SO 5
LOB 18



Batter	1	2	3	4	5	6	7	8	9	AB	R	H	RBI	BB	SO	LOB	BOTTOM					
Dick Simpson, R OBP: 0.307, SLG: 0.325 (1, 9)	0-0 6-3		0-3 K		0-0 2H 1B			0-3 K		4	0	1	1	0	2	0						
Hector Torres, R OBP: 0.273, SLG: 0.277 (1, 6)	0-0 2B 1B		0-0 F9		0-0 6-3			0-0 4-3		4	1	1	0	0	0	1						
Rusty Staub, L OBP: 0.398, SLG: 0.430 (1, 3)	0-0 1H 2B			0-0 E4		0-0 4-3		0-0 2B		4	0	2	1	0	0	0						
Jimmy Wynn, R OBP: 0.373, SLG: 0.439 (1, 8)	0-3 K			0-0 F6		0-0 4-3 S 1B		0-0 6-3		4	0	1	0	0	1	3						
Denis Menke, R OBP: 0.337, SLG: 0.349 (1, 4)	0-3 K			0-0 F5		0-0 4-3			0-0 F7	4	0	0	0	0	1	3						
Bob Aspromonte, R OBP: 0.315, SLG: 0.283 (1, 7)		0-0 F9		0-0 F8		0-0 6-3			0-0 4-3	4	0	0	0	0	0	2						
Doug Rader, R OBP: 0.298, SLG: 0.325 (1, 5)		0-3 K			0-0 F4		0-0 G4-3 1B		0-0 F8	4	0	1	0	0	1	0						
John Bateman, R OBP: 0.275, SLG: 0.319 (1, 2)		0-0 6-3			0-0 1B 2B		0-0 G4-3			3	1	1	0	0	0	1						
Denny Lemaster, R OBP: 0.061, SLG: 0.021 (8, 1)			0-3 K		0-0 F9		0-3 K			3	0	0	0	0	2	1						
Steve Shea, R (8, 1)										0	0	0	0	0	0	0						
Tom Dukes, R (9, 1)										0	0	0	0	0	0	0						
Inning Stats	R: 1 E: 0 K: 2 S: 9	H: 2 LOB: 0 BB: 0 P: 9	R: 0 E: 0 K: 1 S: 5	H: 0 LOB: 0 BB: 0 P: 5	R: 0 E: 0 K: 2 S: 7	H: 0 LOB: 0 BB: 0 P: 7	R: 0 E: 1 K: 0 S: 4	H: 0 LOB: 1 BB: 0 P: 4	R: 1 E: 0 K: 0 S: 5	H: 2 LOB: 1 BB: 0 P: 5	R: 0 E: 0 K: 0 S: 4	H: 1 LOB: 1 BB: 0 P: 4	R: 0 E: 0 K: 1 S: 5	H: 1 LOB: 0 BB: 0 P: 5	R: 0 E: 0 K: 1 S: 6	H: 1 LOB: 1 BB: 0 P: 6	R: 0 E: 0 K: 0 S: 3	H: 0 LOB: 0 BB: 0 P: 3	1B: 4 2B: 3 3B: 0 HR: 0	SF: 0 SAC: 0 DP: 1 HBP: 0	WP: 0 PB: 0 SB: 1 CS: 0	PA: 34
PITCHER	IP WLS BF	H R ER SO	BB IBB HBP BLK	WP HR S P	ERA WHIP	PITCHER	IP WLS BF	H R ER SO	BB IBB HBP BLK	WP HR S P	ERA WHIP											
George Stone, L ERA: 3.72 (6, 1)	5.0 W 14	4 3 0 0	2 0 0 2	0 0 0 0	3.60 0.800	Cecil Upshaw, R ERA: 2.14 (6, 1)	4.0 W 14	3 0 0 2	0 0 0 0	0 0 18 18	0.00 0.750											

Atlanta Braves @ Houston Astros
Astrodome, Houston, TX
Tue Jul 16 1968, 8:05 PM EDT
Att: 22,313 - Unknown

AB 34
R 2
H 7
RBI 2
BB 0
SO 7
LOB 11

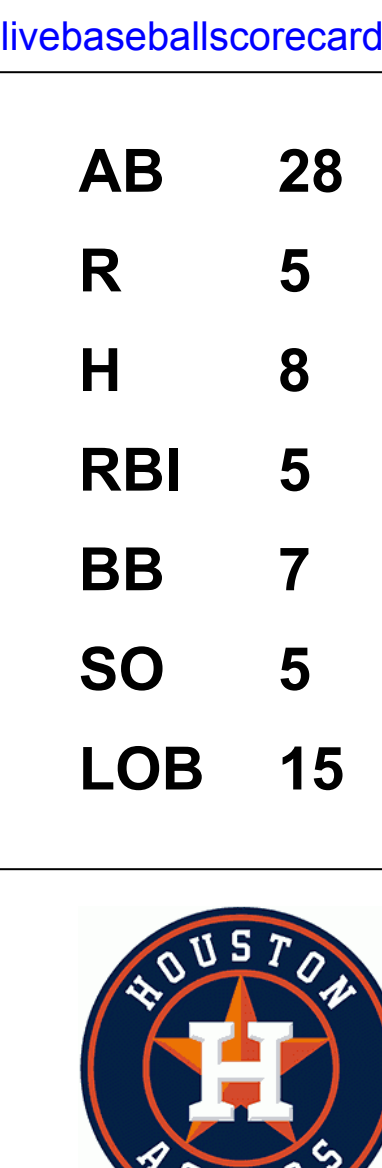


Batter	1	2	3	4	5	6	7	8	9	AB	R	H	RBI	BB	SO	LOB	TOP			
Felipe Alou, R OBP: 0.348, SLG: 0.414 (1, 8)										4	0	1	0	0	0	1	Atlanta Braves @ Houston Astros Astrodome, Houston, TX Wed Jul 17 1968, 8:05 PM EDT Att: 19,929 - Unknown			
Felix Milten, R OBP: 0.338, SLG: 0.365 (1, 4)										4	0	2	0	0	0	1				
Hank Aaron, R OBP: 0.323, SLG: 0.484 (1, 9)										4	0	1	0	0	0	3				
Joe Torre, R OBP: 0.348, SLG: 0.410 (1, 2)										4	0	0	0	0	0	3				
Tommie Aaron, R OBP: 0.333, SLG: 0.327 (1, 7)										3	1	1	0	1	0	1				
Deron Johnson, R OBP: 0.290, SLG: 0.309 (1, 3)										4	0	2	0	0	0	1				
Bob Johnson, R OBP: 0.308, SLG: 0.342 (1, 5)										4	0	1	1	0	0	4				
Sonny Jackson, L OBP: 0.305, SLG: 0.288 (8, FR)										3	0	1	0	0	0	1				
Marty Martinez, S OBP: 0.290, SLG: 0.246 (8, FR)										0	1	0	0	0	0	0				
Jim Britton, R OBP: 0.176, SLG: 0.176 (1, 1)										2	0	0	0	0	0	1				
Ken Johnson, R OBP: 0.133, SLG: 0.138 (8, PH)										0	0	0	0	0	0	0				
Bob Tillman, R OBP: 0.236, SLG: 0.284 (8, PH)										0	0	0	0	0	0	0				
Tito Francona, L OBP: 0.431, SLG: 0.407 (8, PH)										1	0	0	1	0	0	0				
Milt Pappas, R OBP: 0.154, SLG: 0.120 (8, 1)										0	0	0	0	0	0	0				
Inning Stats	R: 0 E: 0 K: 0 S: 4	H: 2 LOB: 1 BB: 0 P: 4	R: 0 E: 0 K: 0 S: 3	H: 0 LOB: 0 BB: 0 P: 3	R: 0 E: 0 K: 0 S: 3	H: 0 LOB: 0 BB: 0 P: 3	R: 0 E: 0 K: 0 S: 3	H: 1 LOB: 0 BB: 0 P: 3	R: 1 E: 0 K: 0 S: 5	H: 2 LOB: 1 BB: 0 P: 5	R: 0 E: 0 K: 0 S: 3	H: 1 LOB: 1 BB: 1 P: 7	R: 1 E: 1 K: 0 S: 4	H: 1 LOB: 1 BB: 0 P: 4	R: 0 E: 0 K: 0 S: 5	H: 2 LOB: 2 BB: 0 P: 5	1B: 5 2B: 4 3B: 0 HR: 0	SF: 0 SAC: 0 DP: 3 HBP: 0	WP: 1 PB: 0 SB: 0 CS: 0	PA: 34
PITCHER	IP WLS BF H R ER SO BB IBB HBP BLK WP HR S P ERA WHIP																			
Danny Coombs, L ERA: 4.03 (1, 1)	7.0 W 26 7 2 2 0 1 0 0 0 0 1 0 25 29 2.57 1.143																			
John Buzhardt, R ERA: 3.2 (8, 1)	2.0 S 8 2 0 0 0 0 0 0 0 0 0 0 8 8 0.00 1.000																			

AB 33
R 2
H 9
RBI 2
BB 1
SO 0
LOB 16





Batter	1	2	3	4	5	6	7	8	9	AB	R	H	RBI	BB	SO	LOB	BOTTOM			
Dick Simpson, R OBP: 0.303, SLG: 0.328 (1, 7)										5	0	1	0	0	3	2	Atlanta Braves @ Houston Astros Astrodome, Houston, TX Wed Jul 17 1968, 8:05 PM EDT Att: 19,929 - Unknown			
Hector Torres, R OBP: 0.273, SLG: 0.274 (1, 6)										3	0	0	0	1	0	1				
Rusty Staub, L OBP: 0.399, SLG: 0.427 (1, 3)										2	0	0	0	2	0	1				
Jimmy Wynn, R OBP: 0.377, SLG: 0.439 (1, 8)										2	1	1	0	2	0	2				
Norm Miller, L OBP: 0.298, SLG: 0.364 (1, 9)										3	2	2	0	0	0	2				
Denis Menke, R OBP: 0.336, SLG: 0.345 (1, 4)										3	1	0	0	1	0	4				
Doug Rader, R OBP: 0.302, SLG: 0.325 (1, 5)										3	1	1	2	1	0	3				
John Bateman, R OBP: 0.280, SLG: 0.323 (1, 2)										4	0	2	1	0	0	0				
Danny Coombs, R OBP: 0.333, SLG: 0.333 (1, 1)										3	0	1	2	0	2	0				
John Buzhardt, R OBP: 0.200, SLG: 0.200 (8, 1)										0	0	0	0	0	0	0				
Inning Stats	R: 0 E: 0 K: 1 S: 5	H: 0 LOB: 2 BB: 2 P: 13	R: 0 E: 0 K: 0 S: 3	H: 0 LOB: 0 BB: 0 P: 3	R: 0 E: 0 K: 2 S: 7	H: 0 LOB: 0 BB: 0 P: 7	R: 0 E: 0 K: 0 S: 3	H: 1 LOB: 2 BB: 1 P: 8	R: 0 E: 0 K: 1 S: 5	H: 0 LOB: 0 BB: 0 P: 5	R: 4 E: 0 K: 0 S: 6	H: 4 LOB: 2 BB: 2 P: 14	R: 0 E: 0 K: 0 S: 3	H: 1 LOB: 1 BB: 1 P: 7	R: 1 E: 0 K: 1 S: 7	H: 2 LOB: 2 BB: 1 P: 11	1B: 6 2B: 2 3B: 0 HR: 0	SF: 0 SAC: 1 DP: 2 HBP: 1	WP: 0 PB: 0 SB: 0 CS: 0	PA: 37
PITCHER	IP WLS BF H R ER SO BB IBB HBP BLK WP HR S P ERA WHIP																			
Jim Britton, R ERA: 2.31 (1, 1)	5.2 L 25 3 4 4 4 5 0 1 0 0 0 0 0 27 48 6.35 1.412																			
Ken Johnson, R ERA: 2.66 (6, 1)	1.1 6 3 0 0 0 0 0 1 0 0 0 0 0 5 9 0.00 2.250																			
Milt Pappas, R ERA: 4.39 (8, 1)	1.0 6 2 1 1 1 0 0 1 0 0 0 0 0 7 11 9.00 2.000																			



Batter	1	2	3	4	5	6	7	8	9	AB	R	H	RBI	BB	SO	LOB	TOP								
Maury Wills, S OBP: 0.330, SLG: 0.326										4	0	0	0	0	0	1	Pittsburgh Pirates @ Atlanta Braves Atlanta Stadium, Atlanta, GA Fri Jul 19 1968, 7:05 PM EDT Att: 17,286 - Unknown								
Gene Alley, R OBP: 0.292, SLG: 0.314										4	0	1	0	0	1	1									
Matty Alou, L OBP: 0.368, SLG: 0.387										3	0	1	0	1	0	1									
Willie Stargell, L OBP: 0.324, SLG: 0.489										3	1	1	1	1	2	1									
Donn Clendenon, R OBP: 0.321, SLG: 0.357										2	1	2	0	2	0	0									
Gary Kolb, L OBP: 0.313, SLG: 0.405										4	0	1	0	0	0	6									
Bill Mazerolski, R OBP: 0.297, SLG: 0.281										4	0	1	1	0	0	3									
Jerry May, R OBP: 0.313, SLG: 0.272										4	0	0	0	0	0	2									
Bob Moose, R OBP: 0.125, SLG: 0.097										4	0	1	0	0	2	0									
Inning Stats	R: 0 E: 0 K: 0 S: 3	H: 1 LOB: 0 BB: 0 P: 3	R: 1 E: 0 K: 1 S: 7	H: 3 LOB: 1 BB: 0 P: 7	R: 0 E: 0 K: 0 S: 3	H: 0 LOB: 0 BB: 0 P: 3	R: 1 E: 0 K: 0 S: 5	H: 2 LOB: 1 BB: 0 P: 5	R: 0 E: 0 K: 1 S: 6	H: 1 LOB: 1 BB: 0 P: 6	R: 0 E: 0 K: 1 S: 5	H: 0 LOB: 0 BB: 2 P: 13	R: 0 E: 0 K: 1 S: 5	H: 0 LOB: 0 BB: 0 P: 5	R: 0 E: 1 K: 0 S: 3	H: 1 LOB: 2 BB: 2 P: 11		R: 0 E: 0 K: 1 S: 5	H: 0 LOB: 0 BB: 0 P: 5	1B: 6 2B: 2 3B: 0 HR: 1	SF: 0 SAC: 0 DP: 3 HBP: 0	WP: 0 PB: 0 SB: 4 CS: 0	PA: 36		
PITCHER	IP	WLS	BF	H	R	ER	SO	BB	IBB	HBP	BLK	WP	HR	S	P	ERA	WHIP								
Ron Reed, R ERA: 3.06	(1, 1)	8.0	L	33	8	2	2	4	2	2	0	0	1	37	53	2.25	1.250								
Claude Raymond, R ERA: 3.05	(9, 1)	1.0		3	0	0	0	1	0	0	0	0	0	5	5	0.00	0.000								

Batter	1	2	3	4	5	6	7	8	9	AB	R	H	RBI	BB	SO	LOB	BOTTOM								
Felipe Alou, R OBP: 0.346, SLG: 0.408										3	0	1	0	1	0	0	Pittsburgh Pirates @ Atlanta Braves Atlanta Stadium, Atlanta, GA Fri Jul 19 1968, 7:05 PM EDT Att: 17,286 - Unknown								
Felix Milten, R OBP: 0.335, SLG: 0.364										4	0	0	0	0	1	3									
Hank Aaron, R OBP: 0.321, SLG: 0.480										4	0	0	0	0	1	1									
Joe Torre, R OBP: 0.351, SLG: 0.413										4	0	1	0	0	2	0									
Tito Francona, L OBP: 0.424, SLG: 0.393										2	0	0	0	2	0	1									
Tommie Aaron, R OBP: 0.335, SLG: 0.338										3	0	0	0	1	0	2									
Bob Johnson, R OBP: 0.283, SLG: 0.311										3	0	1	0	0	0	0									
Marty Martinez, S OBP: 0.278, SLG: 0.234										3	0	0	0	0	1	2									
Ron Reed, R OBP: 0.186, SLG: 0.146	(1, 1)									2	0	0	0	0	1	0									
Mike Lum, L OBP: 0.254, SLG: 0.306	(8, PH)									1	0	1	0	0	0	0									
Claude Raymond, R OBP: 0.167, SLG: 0.167	(9, 1)									0	0	0	0	0	0	0									
Inning Stats	R: 0 E: 0 K: 1 S: 5	H: 0 LOB: 0 BB: 0 P: 5	R: 0 E: 0 K: 0 S: 3	H: 1 LOB: 0 BB: 0 P: 3	R: 0 E: 0 K: 1 S: 5	H: 0 LOB: 0 BB: 0 P: 5	R: 0 E: 0 K: 0 S: 2	H: 0 LOB: 0 BB: 1 P: 6	R: 0 E: 0 K: 2 S: 8	H: 1 LOB: 2 BB: 1 P: 12	R: 0 E: 0 K: 0 S: 3	H: 0 LOB: 0 BB: 0 P: 3	R: 0 E: 0 K: 2 S: 7	H: 0 LOB: 1 BB: 1 P: 11	R: 0 E: 0 K: 0 S: 5	H: 2 LOB: 2 BB: 0 P: 5	R: 0 E: 0 K: 0 S: 3	H: 0 LOB: 1 BB: 1 P: 7	1B: 4 2B: 0 3B: 0 HR: 0	SF: 0 SAC: 0 DP: 2 HBP: 0	WP: 0 PB: 0 SB: 0 CS: 0	PA: 33			
PITCHER	IP	WLS	BF	H	R	ER	SO	BB	IBB	HBP	BLK	WP	HR	S	P	ERA	WHIP								
Bob Moose, R ERA: 2.12	(1, 1)	9.0	W	33	4	0	0	6	4	0	0	0	0	41	57	0.00	0.889								

Batter	1	2	3	4	5	6	7	8	9	AB	R	H	RBI	BB	SO	LOB	TOP																		
Maury Wills, S (1, 5) OBP: 0.330, SLG: 0.326											0	0	0	0	0	0	0	Pittsburgh Pirates @ Atlanta Braves Atlanta Stadium, Atlanta, GA Sat Jul 20 1968, 7:05 PM EDT Att: 20,771 - Unknown livebaseballscorecards.com																	
Gene Alley, R (1, 6) OBP: 0.292, SLG: 0.314											0	0	0	0	0	0	0																		
Matty Alou, L (1, 8) OBP: 0.368, SLG: 0.387											0	0	0	0	0	0	0																		
Willie Stargell, L (1, 7) OBP: 0.324, SLG: 0.489											0	0	0	0	0	0	0																		
Donn Clendenon, R (1, 3) OBP: 0.321, SLG: 0.357											0	0	0	0	0	0	0																		
Gary Kolb, L (1, 9) OBP: 0.313, SLG: 0.405											0	0	0	0	0	0	0																		
Bill Mazeroski, R (1, 4) OBP: 0.297, SLG: 0.281											0	0	0	0	0	0	0																		
Jerry May, R (1, 2) OBP: 0.313, SLG: 0.272											0	0	0	0	0	0	0																		
Bob Veale, S (1, 1) OBP: 0.100, SLG: 0.102											0	0	0	0	0	0	0																		
Inning Stats											1B: 0	SF: 0	WP: 0	PA: 0	2B: 0	SAC: 0	FB: 0		3B: 0	DP: 0	SB: 0	HR: 0	HBP: 0	CS: 0											
PITCHER Phil Niekro, R (1, 1) ERA: 3.01	IP	WLS	BF	H	R	ER	SO	BB	IBB	HBP	BLK	WP	HR	S	P	ERA	WHIP	PITCHER	IP	WLS	BF	H	R	ER	SO	BB	IBB	HBP	BLK	WP	HR	S	P	ERA	WHIP

Batter	1	2	3	4	5	6	7	8	9	AB	R	H	RBI	BB	SO	LOB	BOTTOM																		
Felipe Alou, R (1, 8) OBP: 0.346, SLG: 0.408											0	0	0	0	0	0	0	Pittsburgh Pirates @ Atlanta Braves Atlanta Stadium, Atlanta, GA Sat Jul 20 1968, 7:05 PM EDT Att: 20,771 - Unknown livebaseballscorecards.com																	
Felix Milten, R (1, 4) OBP: 0.335, SLG: 0.364											0	0	0	0	0	0	0																		
Hank Aaron, R (1, 9) OBP: 0.321, SLG: 0.480											0	0	0	0	0	0	0																		
Joe Torre, R (1, 2) OBP: 0.351, SLG: 0.413											0	0	0	0	0	0	0																		
Tommy Aaron, R (1, 7) OBP: 0.335, SLG: 0.338											0	0	0	0	0	0	0																		
Deron Johnson, R (1, 3) OBP: 0.290, SLG: 0.309											0	0	0	0	0	0	0																		
Bob Johnson, R (1, 5) OBP: 0.283, SLG: 0.311											0	0	0	0	0	0	0																		
Marty Martinez, S (1, 6) OBP: 0.278, SLG: 0.234											0	0	0	0	0	0	0																		
Phil Niekro, R (1, 1) OBP: 0.103, SLG: 0.205											0	0	0	0	0	0	0																		
Inning Stats											1B: 0	SF: 0	WP: 0	PA: 0	2B: 0	SAC: 0	FB: 0		3B: 0	DP: 0	SB: 0	HR: 0	HBP: 0	CS: 0											
PITCHER Bob Veale, L (1, 1) ERA: 2.08	IP	WLS	BF	H	R	ER	SO	BB	IBB	HBP	BLK	WP	HR	S	P	ERA	WHIP	PITCHER	IP	WLS	BF	H	R	ER	SO	BB	IBB	HBP	BLK	WP	HR	S	P	ERA	WHIP

Batter	1	2	3	4	5	6	7	8	9	AB	R	H	RBI	BB	SO	LOB	TOP								
Bud Harrelson, S OBP: 0.271, SLG: 0.258 (1, 6)	0-0 SF7 3B		0-0 1B 1B		0-0 1-3 2-3		0-0 4-3		0-3 K	5	2	2	0	0	1	2	New York Mets @ Atlanta Braves Atlanta Stadium, Atlanta, GA Mon Jul 22 1968, 7:05 PM EDT Att: 10,115 - Unknown								
Jerry Grote, R OBP: 0.382, SLG: 0.370 (1, 2)	4-0 BB		0-0 1B 1-2 1B		0-3 K		0-0 F9		0-3 K	4	0	1	0	1	2	2									
Larry Stahl, L OBP: 0.278, SLG: 0.235 (1, 8) (8, 7)	0-3 K		0-0 1-3 2-H 1B		0-3 K		0-0 L8		0-0 G3	5	0	1	1	0	2	3									
Art Shamsky, L OBP: 0.283, SLG: 0.386 (8, PR) Tommie Agee, R OBP: 0.212, SLG: 0.236 (8, 8)	0-0 SF7 3-H		0-3 K		0-3 K		0-0 SH 5-3 2B			3	0	1	1	0	2	1									
Ed Kranepool, L OBP: 0.282, SLG: 0.315 (1, 3)	0-0 4-3				0-0 G3		0-0 3B 2B		0-0 SH 6-3 5-3 2-3	3	1	1	0	0	0	1									
Ron Swoboda, R OBP: 0.339, SLG: 0.395 (1, 9)			0-0 F8		0-0 6-3		0-0 2B 3B		0-0 5-3 1-2 3-H	4	1	1	2	0	0	2									
Jerry Buchek, R OBP: 0.255, SLG: 0.258 (1, 5)			0-0 F8		0-0 F9		0-0 2B		0-0 6-3 2-3	4	0	1	1	0	0	1									
Al Weis, S OBP: 0.246, SLG: 0.218 (1, 4)			0-0 3-1		0-0 1-3 SH3-4 1B		0-0 IBB		0-3 K	3	0	1	0	1	1	2									
Don Cardwell, R OBP: 0.057, SLG: 0.143 (1, 1)			0-3 K		0-0 SH3-4 1-2		0-0 1-3		0-0 E6	3	0	0	0	0	1	2									
Inning Stats	R: 1 E: 0 K: 1 S: 6	H: 1 LOB: 1 BB: 1 P: 10	R: 0 E: 0 K: 0 S: 3	H: 0 LOB: 0 BB: 0 P: 3	R: 1 E: 0 K: 2 S: 9	H: 3 LOB: 1 BB: 0 P: 9	R: 0 E: 0 K: 0 S: 3	H: 0 LOB: 0 BB: 0 P: 3	R: 0 E: 0 K: 1 S: 6	H: 1 LOB: 1 BB: 0 P: 6	R: 2 E: 0 K: 2 S: 10	H: 3 LOB: 2 BB: 1 P: 14	R: 0 E: 0 K: 0 S: 3	H: 0 LOB: 0 BB: 0 P: 3	R: 1 E: 0 K: 1 S: 7	H: 1 LOB: 2 BB: 0 P: 7	R: 0 E: 1 K: 2 S: 8	H: 0 LOB: 1 BB: 0 P: 8	1B: 4 2B: 3 3B: 2 HR: 0	SF: 1 SAC: 2 DP: 0 HBP: 0	WP: 0 PB: 0 CS: 0	PA: 39			
PITCHER	IP	WLS	BF	H	R	ER	SO	BB	IBB	HBP	BLK	WP	HR	S	P	ERA	WHIP								
Jim Britton, R ERA: 2.65 (1, 1)	5.2	L	25	8	4	4	6	1	0	0	0	0	0	36	40	6.35	1.588								
Ken Johnson, R ERA: 2.5 (6, 1)	1.1		5	0	0	0	0	0	1	0	0	0	0	4	8	0.00	0.000								
Cecil Upshaw, R ERA: 2.19 (8, 1)	2.0		9	1	1	1	3	0	0	0	0	0	0	15	15	4.50	0.500								

Batter	1	2	3	4	5	6	7	8	9	AB	R	H	RBI	BB	SO	LOB	BOTTOM								
Felipe Alou, R OBP: 0.341, SLG: 0.398 (1, 8)	0-0 F2		0-0 6-3		4-0 1B BB		0-0 F8			3	0	0	0	1	0	0	New York Mets @ Atlanta Braves Atlanta Stadium, Atlanta, GA Mon Jul 22 1968, 7:05 PM EDT Att: 10,115 - Unknown								
Tito Francona, L OBP: 0.417, SLG: 0.386 (1, 7)	0-0 4-3				0-0 F8 1-3 2-H 3-H 1B		0-0 6-3			4	0	1	2	0	0	0									
Hank Aaron, R OBP: 0.319, SLG: 0.471 (1, 9)	4-0 BB				0-0 4-3 P6				0-0 L5	3	0	0	0	1	0	2									
Joe Torre, R OBP: 0.335, SLG: 0.391 (1, 2)	0-0 F8				0-0 E6 1B		0-0 E6 1B 1B		0-0 F2	4	0	0	0	0	0	1									
Tommie Aaron, R OBP: 0.342, SLG: 0.341 (1, 3)			0-0 F7		0-0 PO 1-2 1B		0-0 1B 1B		0-3 K	4	0	2	0	0	1	0									
Felix Milten, R OBP: 0.333, SLG: 0.359 (1, 4)			0-0 5-3		0-0 PO 1-2		0-0 6-3 G4-3 1-2 2-3 1B		0-0 5-3	4	0	1	0	0	0	0									
Deron Johnson, R OBP: 0.285, SLG: 0.307 (1, 5)			0-0 F7				0-0 SH1-4 1B 2B		0-0 K	4	1	1	0	0	1	3									
Marty Martinez, S OBP: 0.279, SLG: 0.229 (1, 6)			4-0 G4-6-3 BB		1-0 SH1-4 1B HBP		0-0 G4-3 1-2		0-0 3-1	2	1	0	0	1	0	3									
Jim Britton, R OBP: 0.167, SLG: 0.167 (6, 1) Ken Johnson, R OBP: 0.133, SLG: 0.138 (7, PH) Cecil Upshaw, R OBP: 0.250, SLG: 0.182 (8, 1)			0-0 G4-6-3		0-0 SH1-4				0-0 F2	1	0	0	0	0	0	1									
Inning Stats	R: 0 E: 0 K: 0 S: 3	H: 0 LOB: 1 BB: 1 P: 7	R: 0 E: 0 K: 0 S: 3	H: 0 LOB: 0 BB: 0 P: 3	R: 0 E: 1 K: 0 S: 4	H: 1 LOB: 1 BB: 0 P: 4	R: 0 E: 0 K: 1 S: 5	H: 2 LOB: 2 BB: 1 P: 10	R: 0 E: 1 K: 1 S: 7	H: 2 LOB: 2 BB: 0 P: 7	R: 0 E: 0 K: 0 S: 3	H: 0 LOB: 0 BB: 0 P: 3	R: 0 E: 0 K: 1 S: 5	H: 0 LOB: 0 BB: 0 P: 5	R: 0 E: 0 K: 0 S: 3	H: 0 LOB: 0 BB: 0 P: 3	1B: 4 2B: 1 3B: 0 HR: 0	SF: 0 SAC: 1 DP: 2 HBP: 1	WP: 0 PB: 0 CS: 0	PA: 36					
PITCHER	IP	WLS	BF	H	R	ER	SO	BB	IBB	HBP	BLK	WP	HR	S	P	ERA	WHIP								
Don Cardwell, R ERA: 2.94 (1, 1)	9.0	W	35	5	2	2	2	3	0	1	0	0	0	35	48	2.00	0.889								



Batter	1	2	3	4	5	6	7	8	9	AB	R	H	RBI	BB	SO	LOB	TOP			
Bud Harrelson, S OBP: 0.267, SLG: 0.253 (1, 6)	0-0 4-3		0-0 F7		0-0 F9		0-0 P6			4	0	0	0	0	0	0	New York Mets @ Atlanta Braves Atlanta Stadium, Atlanta, GA Tue Jul 23 1968, 7:05 PM EDT Att: 10,265 - Unknown			
Jerry Grote, R OBP: 0.377, SLG: 0.365 (1, 2)	0-3 K		0-3 K		0-0 5-3		0-0 F8			4	0	0	0	0	2	0				
Larry Stahl, L OBP: 0.273, SLG: 0.238 (1, 8) (8, 7)	0-0 1B		0-0 F7		0-0 F7			0-3 K		4	0	1	0	0	1	0				
Art Shamsky, L OBP: 0.283, SLG: 0.384 Tommie Agee, R OBP: 0.212, SLG: 0.236 (1, 7) (8, 8)	0-0 F9			0-0 F8 1B 1B		0-0 F8		0-0 3-1		4	0	1	0	0	0	1				
Ed Kranepool, L OBP: 0.286, SLG: 0.333 (1, 3)		0-0 HR		0-0 HBP 1B 1-2		0-0 F7		0-0 4-3		4	1	2	1	0	0	0				
Ron Swoboda, R OBP: 0.340, SLG: 0.411 (1, 9)	0-3 K		0-0 F8		0-0 F8		0-0 HR		0-0 CS 2B	4	1	2	1	0	1	2				
Jerry Buchek, R OBP: 0.264, SLG: 0.260 (1, 5)		0-0 F8		1-0 1-2 HBP		0-0 1B		0-3 K		3	0	1	0	0	1	1				
Al Weis, S OBP: 0.246, SLG: 0.224 (1, 4)		0-0 2B		0-3 K		0-0 F5		0-0 1-3		4	0	1	0	0	1	5				
Tom Seaver, R OBP: 0.127, SLG: 0.129 Cal Koonce, R (8, 1)	0-0 P6		0-0 F5		0-3 K		0-3 K		0-0 CS	3	0	0	0	0	1	4				
Inning Stats	R: 0 E: 0 K: 1 S: 6	H: 1 LOB: 1 BB: 0 P: 6	R: 1 E: 0 K: 1 S: 7	H: 2 LOB: 1 BB: 0 P: 7	R: 0 E: 0 K: 1 S: 5	H: 0 LOB: 0 BB: 0 P: 5	R: 0 E: 0 K: 1 S: 7	H: 2 LOB: 3 BB: 0 P: 8	R: 0 E: 0 K: 0 S: 3	H: 0 LOB: 0 BB: 0 P: 3	R: 1 E: 0 K: 0 S: 5	H: 2 LOB: 1 BB: 0 P: 5	R: 0 E: 0 K: 1 S: 5	H: 0 LOB: 0 BB: 0 P: 5	R: 0 E: 0 K: 1 S: 5	H: 1 LOB: 0 BB: 0 P: 5		1B: 4 2B: 2 3B: 0 HR: 2	SF: 0 SAC: 0 DP: 0 HBP: 1	WP: 0 PB: 0 CS: 1
PITCHER Pat Jarvis, R ERA: 2.26 (1, 1)	IP: 9.0 WLS: L BF: 35 H: 8 R: 2 ER: 2 SO: 7 BB: 0 IBB: 0 HBP: 1 BLK: 0 WP: 0 HR: 2 S: 48 P: 49 ERA: 2.00 WHIP: 0.889																			


Batter	1	2	3	4	5	6	7	8	9	AB	R	H	RBI	BB	SO	LOB	BOTTOM					
Mike Lum, L OBP: 0.281, SLG: 0.322 (1, 8)	0-0 1B		0-3 K		0-0 G3			0-0 FC3-6 1B		4	0	2	0	0	1	3	New York Mets @ Atlanta Braves Atlanta Stadium, Atlanta, GA Tue Jul 23 1968, 7:05 PM EDT Att: 10,265 - Unknown					
Tito Francona, L OBP: 0.414, SLG: 0.383 (1, 7)	0-0 G3		0-0 F9			0-0 1B G6-3 1B		0-0 FC3-6 5-3 BB 1-2		4	1	1	0	0	0	3						
Hank Aaron, R OBP: 0.323, SLG: 0.475 (1, 9)	0-0 F7			0-0 2B		0-0 G6-3 1B 1-2		4-0 5-3 BB		3	0	2	0	1	0	0						
Joe Torre, R OBP: 0.333, SLG: 0.389 (1, 2)		0-0 F9		0-3 K		0-0 G6-3 1B 1-2 2-3		0-0 5-3		4	0	1	0	0	1	3						
Tommie Aaron, R OBP: 0.335, SLG: 0.333 (1, 3)		0-0 F9		0-0 F9		0-0 G6-3 1-2 2-3 3-H		0-0 6-3		4	0	0	0	0	0	5						
Felix Milten, R OBP: 0.326, SLG: 0.354 (1, 4)		0-0 6-3		0-0 6-3		0-0 P6			0-0 5-3	4	0	0	0	0	0	2						
Deron Johnson, R OBP: 0.284, SLG: 0.310 (1, 5)			0-0 2B		0-0 F2		0-0 F8		0-3 K	4	0	1	0	0	1	0						
Marty Martinez, S OBP: 0.286, SLG: 0.232 Felipe Alou, R OBP: 0.340, SLG: 0.397 (9, PH)			4-0 BB		4-0 SH3-4 1B		0-0 L8		0-0 L4	2	0	1	0	1	0	0						
Pat Jarvis, R OBP: 0.169, SLG: 0.158 (1, 1)			0-3 K		0-0 SH3-4 1-2		0-3 K			2	0	0	0	0	2	2						
Inning Stats	R: 0 E: 0 K: 0 S: 3	H: 1 LOB: 0 BB: 0 P: 3	R: 0 E: 0 K: 0 S: 3	H: 0 LOB: 0 BB: 0 P: 3	R: 0 E: 0 K: 2 S: 8	H: 1 LOB: 2 BB: 1 P: 12	R: 0 E: 0 K: 1 S: 6	H: 1 LOB: 1 BB: 0 P: 6	R: 0 E: 0 K: 0 S: 4	H: 1 LOB: 1 BB: 0 P: 4	R: 1 E: 0 K: 0 S: 5	H: 3 LOB: 1 BB: 0 P: 5	R: 0 E: 0 K: 1 S: 5	H: 0 LOB: 0 BB: 0 P: 5	R: 0 E: 0 K: 0 S: 4	H: 1 LOB: 2 BB: 1 P: 8		R: 0 E: 0 K: 1 S: 5	H: 0 LOB: 0 BB: 0 P: 5	1B: 6 2B: 2 3B: 0 HR: 0	SF: 0 SAC: 1 DP: 1 HBP: 0	WP: 0 PB: 0 CS: 0
PITCHER Tom Seaver, R ERA: 1.79 Cal Koonce, R ERA: 1.46 (8, 1)	IP: 7.0 WLS: W BF: 28 H: 8 R: 1 ER: 1 SO: 4 BB: 1 IBB: 0 HBP: 0 BLK: 0 WP: 0 HR: 0 S: 35 P: 39 ERA: 1.29 WHIP: 1.286																					


Batter	1	2	3	4	5	6	7	8	9	10	AB	R	H	RBI	BB	SO	LOB	TOP																	
Bud Harrelson, S OBP: 0.270, SLG: 0.256 (1, 6)	0-0 2-3 1B		0-0 F1			0-0 6-3		0-0 4-3		0-0 1B	5	0	2	1	0	0	0	New York Mets @ Atlanta Braves Atlanta Stadium, Atlanta, GA Wed Jul 24 1968, 7:05 PM EDT Att: 8,094 - Unknown																	
Jerry Grote, R OBP: 0.371, SLG: 0.358 (1, 2)	0-0 2-3 1-2		0-0 5-3			0-0 5-3		0-0 F3		0-0 1-3	5	0	0	0	0	0	2																		
Larry Stahl, L OBP: 0.308, SLG: 0.250 (1, 8) (7, 7)	4-0 G6-4-3 BB			0-0 3-1				0-0 FC4-6 1B		0-0 E6 1B	3	0	1	0	1	0	0																		
Art Shamsky, L OBP: 0.279, SLG: 0.378 (1, 7) (7, 3)	0-0 G6-4-3 1-2			0-0 4-3				0-0 F9		0-0 P6	4	0	0	0	0	0	4																		
Ed Kranepool, L OBP: 0.292, SLG: 0.328 Tommie Agee, R OBP: 0.216, SLG: 0.239 (1, 3) (7, PR) (7, 8)		0-0 3-1		0-0 5-3				0-0 FC4-6 S BB 1-2		0-0 1B	3	0	0	0	0	0	1																		
Ron Swoboda, R OBP: 0.342, SLG: 0.410 (1, 9)		0-0 6-3 1B			0-3 K			4-0 1-2 BB		0-0 4-3	3	0	1	0	1	1																			
Jerry Buchek, R OBP: 0.264, SLG: 0.269 (1, 5)		0-0 6-3 1-2			0-3 K			0-0 F9 2-3		0-0 SH 1B 2B	4	1	1	0	0	1	3																		
Al Weis, S OBP: 0.243, SLG: 0.222 Cleon Jones, R OBP: 0.317, SLG: 0.459 Phil Linz, R OBP: 0.258, SLG: 0.239 (1, 4) (8, PH) (8, 4)			0-0 F8			0-0 P4		0-3 K		0-0 SH G4-3	2	0	0	0	0	0	1																		
Nolan Ryan, R OBP: 0.146, SLG: 0.103 Ed Charles, R OBP: 0.350, SLG: 0.471 Ron Taylor, R (8, 1) Kevin Collins, L OBP: 0.252, SLG: 0.313 Bill Connors, R (10, PH) (10, 1)			0-3 K			0-3 K		0-0 HR		0-0 G4-3 1-2	2	0	0	0	0	2	0																		
Inning Stats	R: 0 E: 0 K: 0 S: 3	H: 1 LOB: 1 BB: 1 P: 7	R: 0 E: 0 K: 0 S: 4	H: 1 LOB: 1 BB: 0 P: 4	R: 0 E: 0 K: 1 S: 5	H: 0 LOB: 0 BB: 0 P: 5	R: 0 E: 0 K: 0 S: 3	H: 0 LOB: 0 BB: 0 P: 3	R: 0 E: 0 K: 2 S: 7	H: 0 LOB: 0 BB: 0 P: 7	R: 0 E: 0 K: 1 S: 5	H: 0 LOB: 0 BB: 0 P: 5	R: 0 E: 0 K: 0 S: 4	H: 1 LOB: 2 BB: 1 P: 8	R: 1 E: 0 K: 1 S: 6	H: 1 LOB: 0 BB: 0 P: 6	R: 0 E: 1 K: 0 S: 4		H: 1 LOB: 1 BB: 0 P: 4	R: 1 E: 1 K: 0 S: 5	H: 2 LOB: 1 BB: 0 P: 5	1B: 5 2B: 1 3B: 0 HR: 1	SF: 0 SAC: 1 DP: 2 HBP: 0	WP: 0 PA: 38 PB: 0 SB: 1 CS: 0											
PITCHER	IP 8.0	WLS 7	BF 29	H 4	R 1	ER 1	SO 5	BB 2	IBB 0	HBP 0	BLK 0	WP 0	HR 1	S 37	P 45	ERA 1.12	WHIP 0.750	PITCHER	IP 2.0	WLS W	BF 9	H 3	R 1	ER 1	SO 0	BB 0	IBB 0	HBP 0	BLK 0	WP 0	HR 0	S 9	P 9	ERA 4.50	WHIP 1.500

AB	35
R	2
H	7
RBI	2
BB	2
SO	5
LOB	14



Batter	1	2	3	4	5	6	7	8	9	10	AB	R	H	RBI	BB	SO	LOB	BOTTOM																	
Mike Lum, L OBP: 0.277, SLG: 0.337 (1, 8) (8, 7)	0-3 K		0-0 F9		0-0 G6-3 1-2			0-0 FC3-6 1-2		0-0 1B 3B	5	1	1	1	0	1	4	New York Mets @ Atlanta Braves Atlanta Stadium, Atlanta, GA Wed Jul 24 1968, 7:05 PM EDT Att: 8,094 - Unknown																	
Bob Johnson, R OBP: 0.316, SLG: 0.339 (1, 5)	0-0 F8		0-0 F9			0-0 L8		0-0 F8		0-0 1B	5	0	1	1	0	0	2																		
Hank Aaron, R OBP: 0.322, SLG: 0.473 (1, 9)	0-0 F7			0-0 S 1B		0-0 F8		0-3 K			4	1	1	0	0	1	1																		
Joe Torre, R OBP: 0.336, SLG: 0.391 (1, 2)		0-0 1B		0-0 G6-4-3 1B		0-0 L7			0-0 F8		4	0	2	1	0	0	0																		
Tito Francona, L OBP: 0.413, SLG: 0.379 Felipe Alou, R OBP: 0.340, SLG: 0.396 (1, 7) (7, PR) (8, 8)		0-0 F8		0-0 G6-4-3 1-2			4-0 SH1-4 1B BB		0-0 6-3		2	0	0	0	1	0	2																		
Tommie Aaron, R OBP: 0.330, SLG: 0.328 (1, 3)		0-0 F8		0-0 F9			0-0 SH1-4 1-2		0-0 F9		3	0	0	0	0	0	1																		
Felix Millan, R OBP: 0.331, SLG: 0.354 (1, 4)		0-0 G3			4-0 SH BB		0-0 1B		0-0 F3		3	0	1	0	1	0	1																		
Marty Martinez, S OBP: 0.279, SLG: 0.226 (1, 6)			0-0 4-3		0-3 K		0-0 4-3		0-0 6-3		4	0	0	0	0	1	3																		
Ron Reed, R OBP: 0.205, SLG: 0.167 Mike Page, L OBP: 0.256, SLG: 0.167 Cecil Upshaw, R OBP: 0.250, SLG: 0.182 Deron Johnson, R OBP: 0.267, SLG: 0.313 (1, 1) (8, PH) (9, 1) (10, PH)			0-0 1B		0-0 SH G6-3		0-0 FC3-6 1B		0-0 3B 1B		1	0	1	0	0	0	0																		
Inning Stats	R: 0 E: 0 K: 1 S: 5	H: 0 LOB: 0 BB: 0 P: 5	R: 0 E: 0 K: 0 S: 4	H: 1 LOB: 1 BB: 0 P: 4	R: 0 E: 0 K: 0 S: 4	H: 1 LOB: 1 BB: 0 P: 4	R: 1 E: 0 K: 0 S: 4	H: 2 LOB: 0 BB: 0 P: 4	R: 0 E: 1 K: 1 S: 5	H: 0 LOB: 1 BB: 1 P: 9	R: 0 E: 0 K: 0 S: 3	H: 0 LOB: 0 BB: 0 P: 3	R: 0 E: 0 K: 0 S: 3	H: 1 LOB: 2 BB: 1 P: 7	R: 0 E: 0 K: 1 S: 6	H: 1 LOB: 1 BB: 0 P: 6	R: 0 E: 0 K: 0 S: 3		H: 0 LOB: 0 BB: 0 P: 3	R: 2 E: 0 K: 0 S: 5	H: 3 LOB: 1 BB: 0 P: 5	1B: 8 2B: 0 3B: 1 HR: 0	SF: 0 SAC: 2 DP: 2 HBP: 0	WP: 0 PA: 38 PB: 0 SB: 1 CS: 0											
PITCHER	IP 7.0	WLS 7	BF 26	H 5	R 1	ER 1	SO 2	BB 2	IBB 0	HBP 0	BLK 0	WP 0	HR 0	S 28	P 36	ERA 1.29	WHIP 1.000	PITCHER	IP 2.0	WLS L	BF 5	H 3	R 2	ER 2	SO 0	BB 0	IBB 0	HBP 0	BLK 0	WP 0	HR 0	S 5	P 5	ERA 27.00	WHIP 4.500



Batter	1	2	3	4	5	6	7	8	9	AB	R	H	RBI	BB	SO	LOB	TOP			
Bud Harrelson, S (1, 6) OBP: 0.265, SLG: 0.252	F5		4-3			F9		F7		4	0	0	0	0	0	1	New York Mets @ Atlanta Braves Atlanta Stadium, Atlanta, GA Thu Jul 25 1968, 7:05 PM EDT Att: 9,306 - Unknown			
Larry Stahl, L (1, 8) OBP: 0.267, SLG: 0.214	K2-3				F9	4-3		4-3		4	0	0	0	0	1	0				
J.C. Martin, L (1, 2) OBP: 0.305, SLG: 0.284	F8				K			F7		4	0	0	0	0	1	0				
Ed Charles, R (1, 5) OBP: 0.352, SLG: 0.476		6-3						1B 2B		4	1	2	0	0	0	0				
Ed Kranepool, L (1, 3) OBP: 0.286, SLG: 0.332					4-3			2B 1B		4	1	2	0	0	0	1				
Art Shamsky, L (1, 7) OBP: 0.275, SLG: 0.381						K		PB 1H 3H 2B		3	0	1	2	0	1	1				
Ron Swoboda, R (1, 9) OBP: 0.339, SLG: 0.405					6-3			K		3	0	0	0	0	1	1				
Jerry Buchek, R (1, 4) OBP: 0.265, SLG: 0.271						P4		6-3		3	0	1	0	0	0	1				
Dick Selma, R (1, 1) OBP: 0.233, SLG: 0.256								5-3		1	0	0	0	0	0	0				
Kevin Collins, L (8, PH) OBP: 0.259, SLG: 0.310										1	0	0	0	0	0	0				
Cal Koonce, R (8, 1)										0	0	0	0	0	0	0				
Inning Stats	R: 0 E: 0 K: 1 S: 5	H: 0 LOB: 0 BB: 0 P: 5	R: 0 E: 0 K: 0 S: 3	H: 1 LOB: 0 BB: 0 P: 3	R: 0 E: 0 K: 0 S: 4	H: 1 LOB: 1 BB: 0 P: 4	R: 0 E: 0 K: 1 S: 6	H: 1 LOB: 0 BB: 0 P: 6	R: 0 E: 0 K: 0 S: 5	H: 0 LOB: 0 BB: 0 P: 3	R: 2 E: 0 K: 1 S: 8	H: 3 LOB: 1 BB: 0 P: 8	R: 0 E: 0 K: 0 S: 3	H: 0 LOB: 0 BB: 0 P: 3	R: 0 E: 0 K: 0 S: 3	H: 0 LOB: 0 BB: 0 P: 3	1B: 4 2B: 2 3B: 0 HR: 0	SF: 0 SAC: 1 DP: 0 HBP: 0	WP: 0 PB: 1 SB: 0 CS: 0	PA: 32
PITCHER Phil Niekro, R (1, 1) ERA: 2.92	IP: 9.0 WLS: W BF: 32	H: 6 R: 2 ER: 2 SO: 4	BB: 0 IBB: 0 HBP: 0 BLK: 0	WP: 0 HR: 0 S: 40 P: 40	ERA: 2.00 WHIP: 0.667											ERA: 2.00 WHIP: 0.667				

Batter	1	2	3	4	5	6	7	8	9	AB	R	H	RBI	BB	SO	LOB	BOTTOM			
Felipe Alou, R (1, 8) OBP: 0.339, SLG: 0.400	4-3			1-3		E 3B		6-3		4	1	1	0	0	0	0	New York Mets @ Atlanta Braves Atlanta Stadium, Atlanta, GA Thu Jul 25 1968, 7:05 PM EDT Att: 9,306 - Unknown			
Felix Milten, R (1, 4) OBP: 0.330, SLG: 0.351	4-0 CS BB			1-3		E5 1B HR		6-3		3	1	0	0	1	0	0				
Hank Aaron, R (1, 9) OBP: 0.325, SLG: 0.475	F7 1-2				1B	HR 1B				3	1	2	0	0	0	1				
Joe Torre, R (1, 2) OBP: 0.340, SLG: 0.404		G4-6-3 BB			F7	HR 1B				2	1	1	3	1	0	1				
Bob Johnson, R (1, 5) OBP: 0.300, SLG: 0.322		K				F8 5-3				3	0	0	0	0	1	1				
Tommie Aaron, R (1, 3) OBP: 0.325, SLG: 0.322		G4-6-3 1-2			5-3			K		3	0	0	0	0	1	1				
Mike Lum, L (1, 7) OBP: 0.269, SLG: 0.327			K		G3			K		3	0	0	0	0	2	0				
Marty Martinez, S (1, 6) OBP: 0.275, SLG: 0.222				6-3		3-1 6-3				3	0	0	0	0	0	0				
Phil Niekro, R (1, 1) OBP: 0.091, SLG: 0.182				K		6-3		4-3		3	0	0	0	0	1	0				
Inning Stats	R: 0 E: 0 K: 0 S: 2	H: 0 LOB: 0 BB: 1 P: 6	R: 0 E: 0 K: 1 S: 4	H: 0 LOB: 0 BB: 1 P: 8	R: 0 E: 0 K: 2 S: 7	H: 0 LOB: 0 BB: 0 P: 7	R: 0 E: 0 K: 0 S: 4	H: 1 LOB: 1 BB: 0 P: 4	R: 0 E: 0 K: 0 S: 3	H: 0 LOB: 0 BB: 0 P: 3	R: 4 E: 1 K: 0 S: 7	H: 3 LOB: 0 BB: 0 P: 7	R: 0 E: 0 K: 2 S: 7	H: 0 LOB: 0 BB: 0 P: 7	R: 0 E: 0 K: 0 S: 3	H: 0 LOB: 0 BB: 0 P: 3	1B: 2 2B: 0 3B: 1 HR: 1	SF: 0 SAC: 0 DP: 1 HBP: 0	WP: 0 PB: 0 SB: 0 CS: 1	PA: 29
PITCHER Dick Selma, R (1, 1) ERA: 1.95	IP: 7.0 WLS: L BF: 26	H: 4 R: 4 ER: 0 SO: 5	BB: 2 IBB: 0 HBP: 0 BLK: 0	WP: 0 HR: 1 S: 34 P: 42	ERA: 0.00 WHIP: 0.857											ERA: 0.00 WHIP: 0.857				
Cal Koonce, R (8, 1) ERA: 1.44	IP: 1.0 WLS: L BF: 3	H: 0 R: 0 ER: 0 SO: 0	BB: 0 IBB: 0 HBP: 0 BLK: 0	WP: 0 HR: 0 S: 3 P: 3	ERA: 0.00 WHIP: 0.000											ERA: 0.00 WHIP: 0.000				

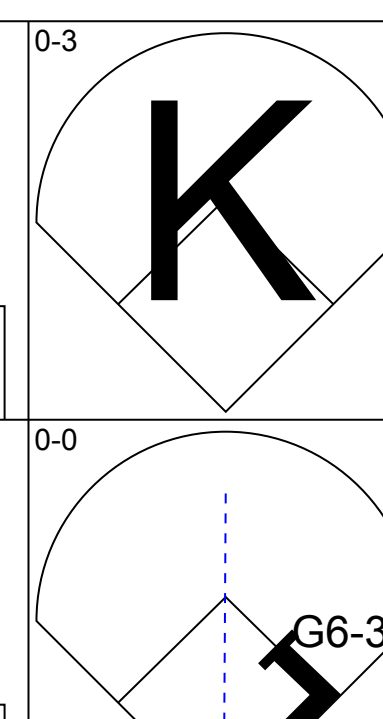
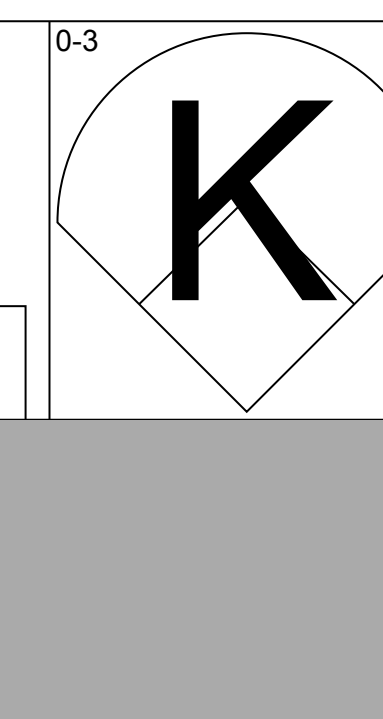
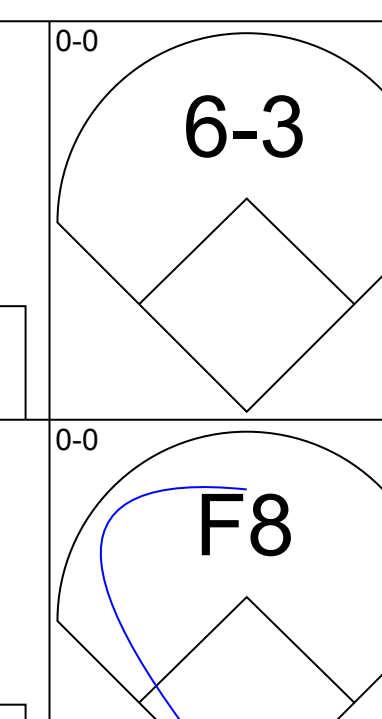
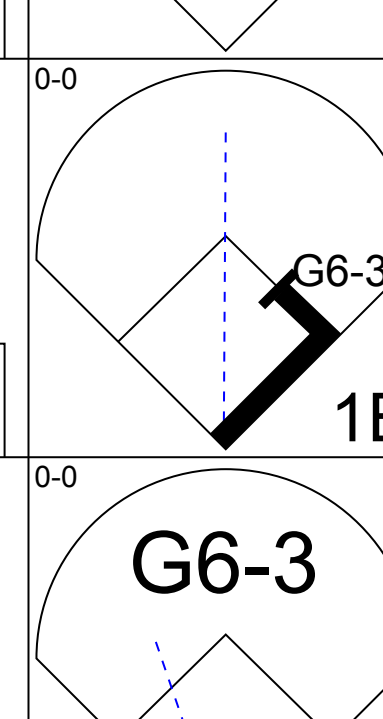
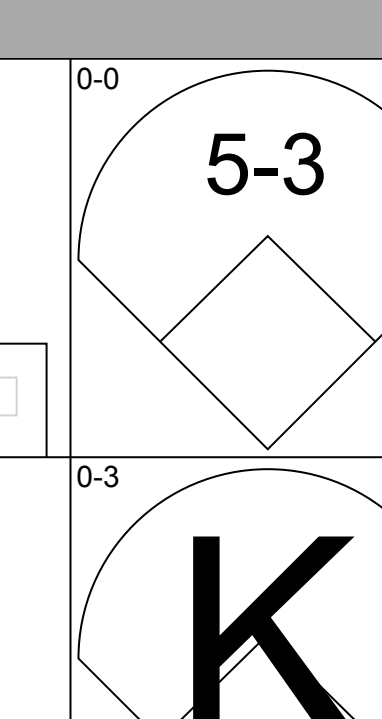
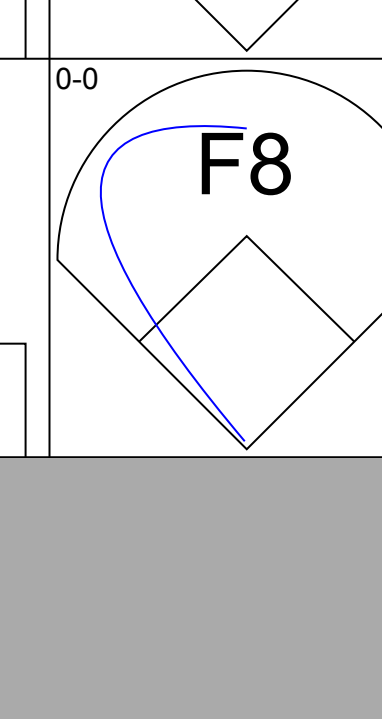
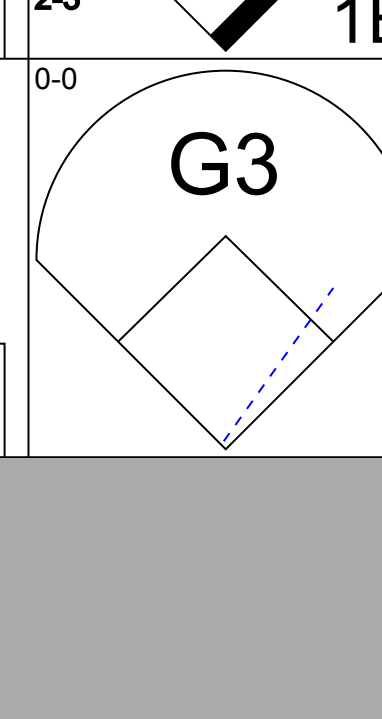
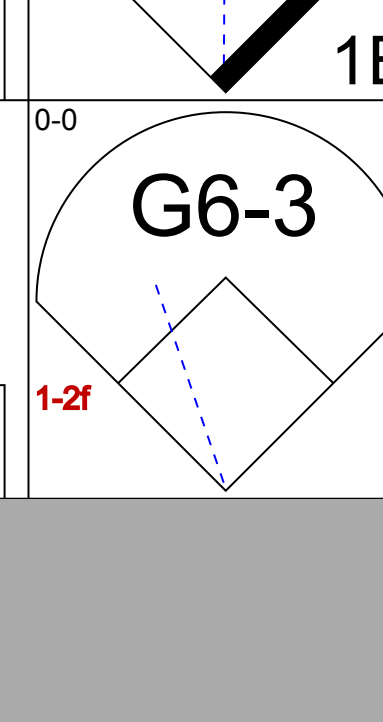
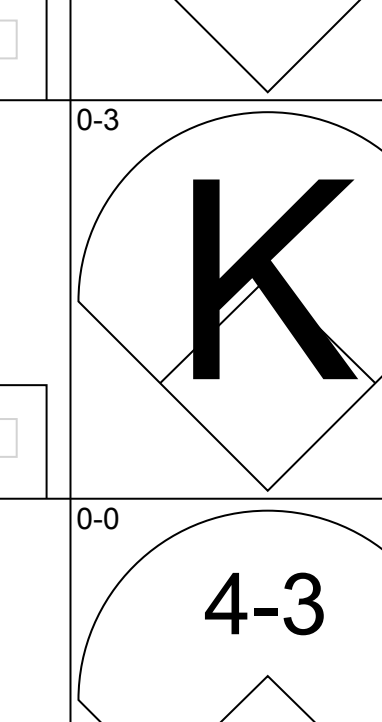
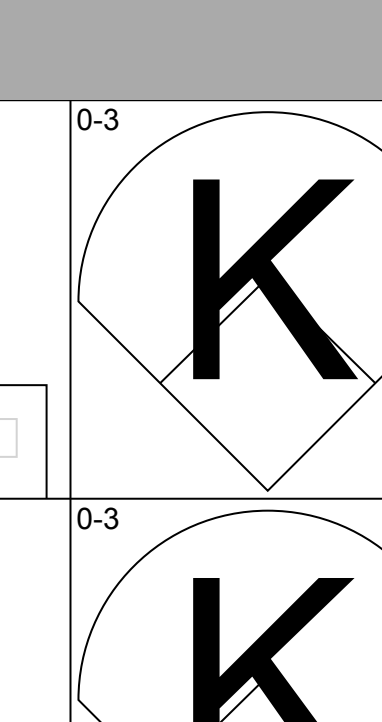
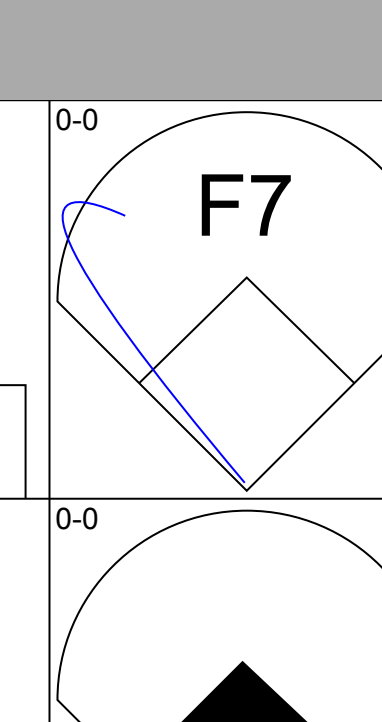
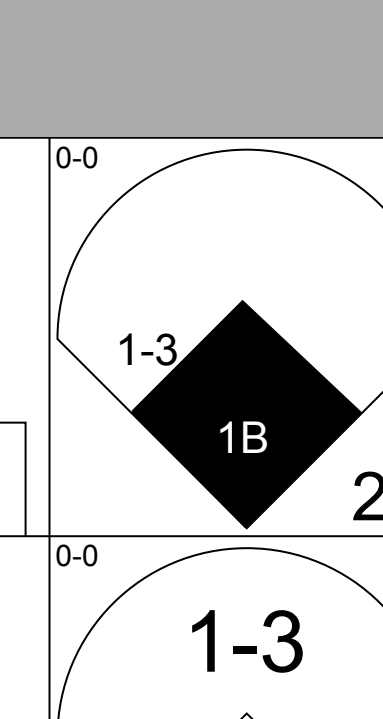
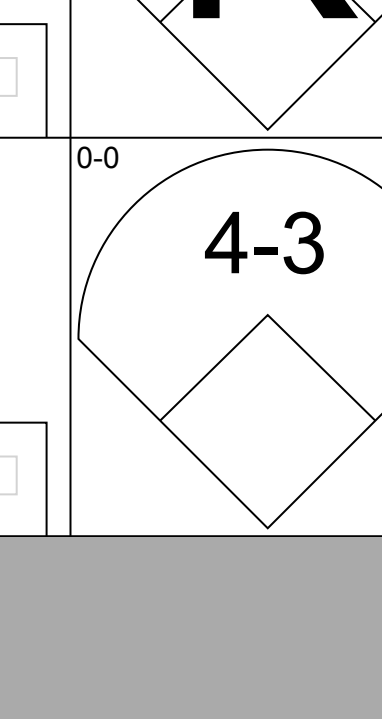
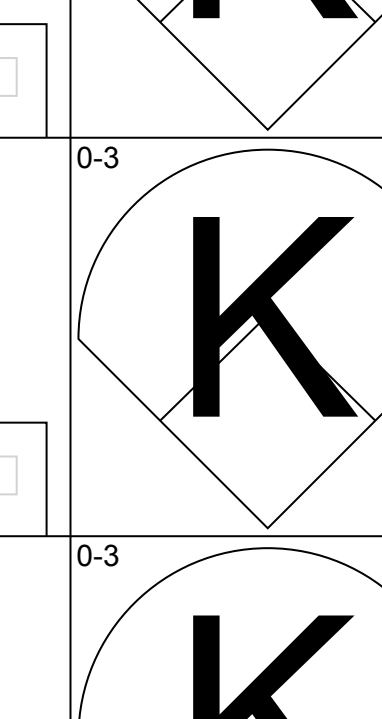
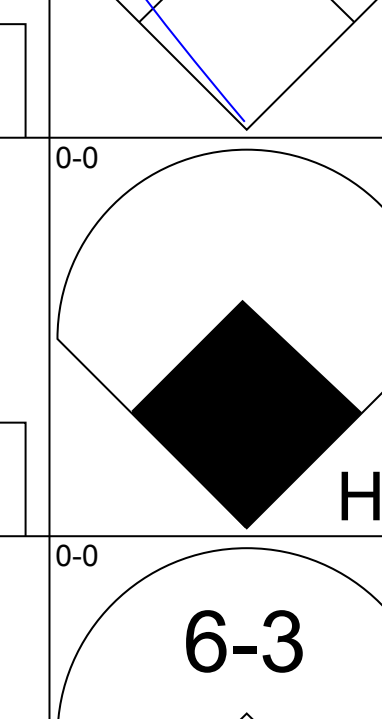
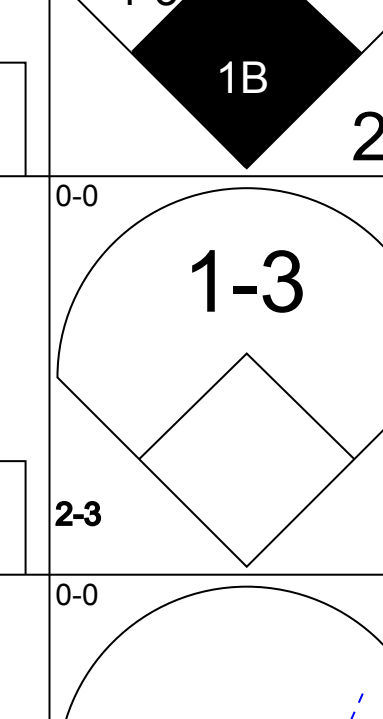
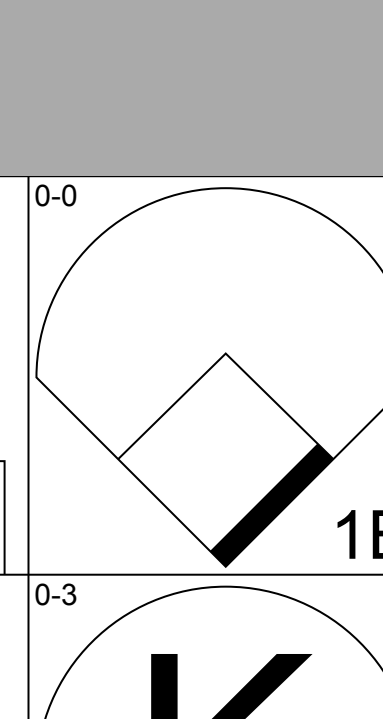
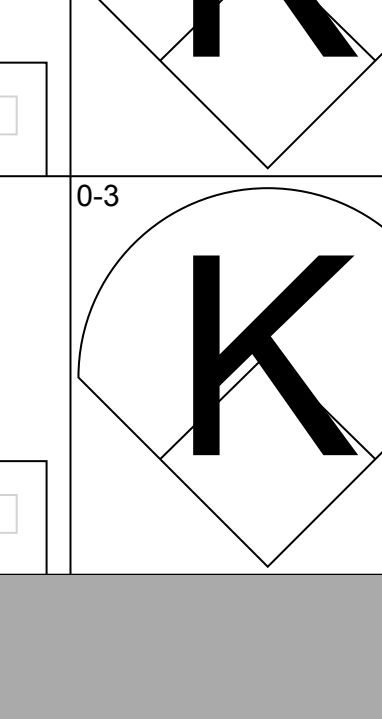
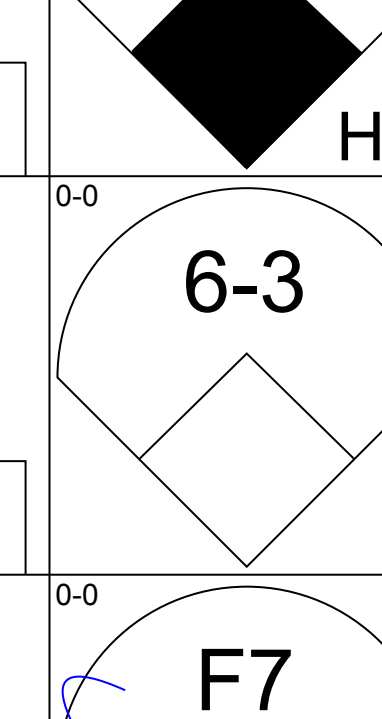
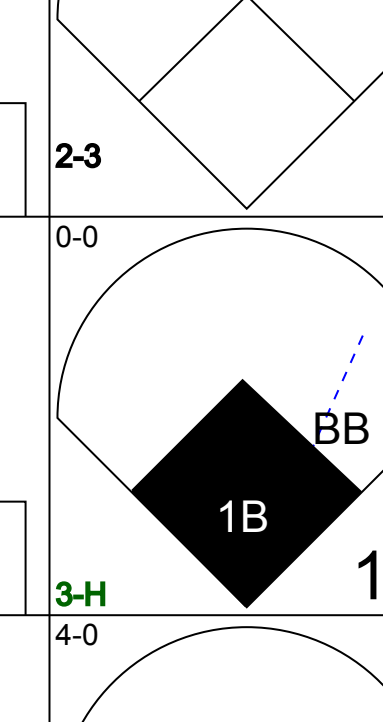
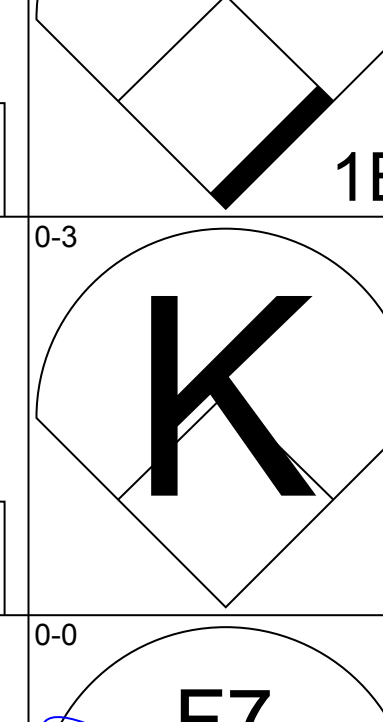
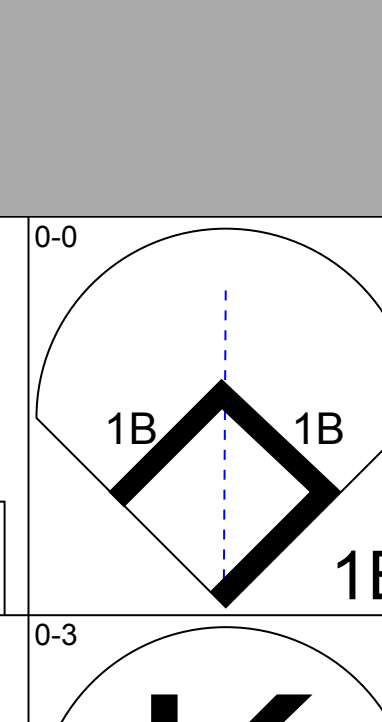
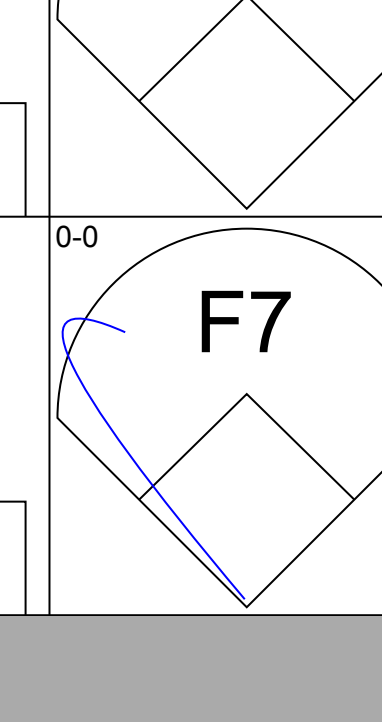
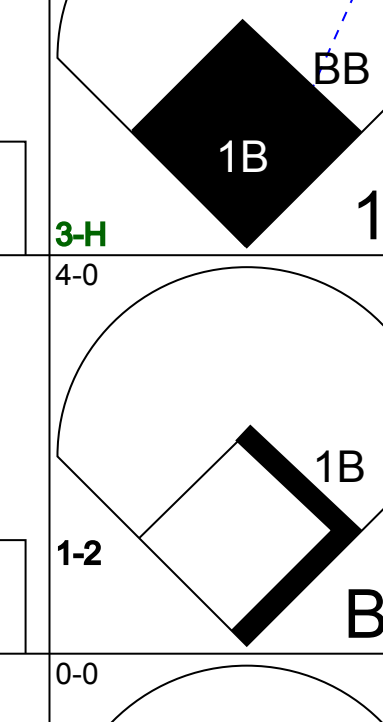
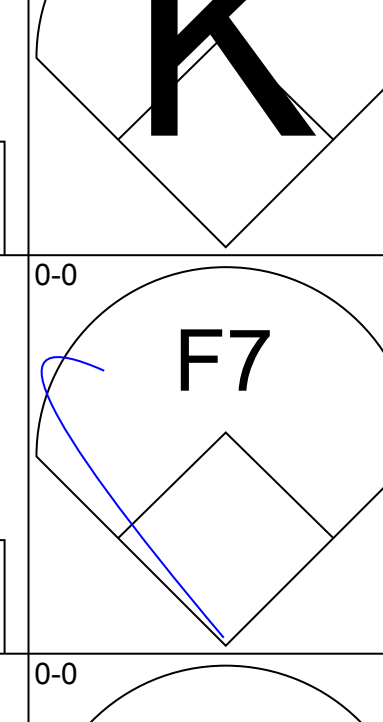

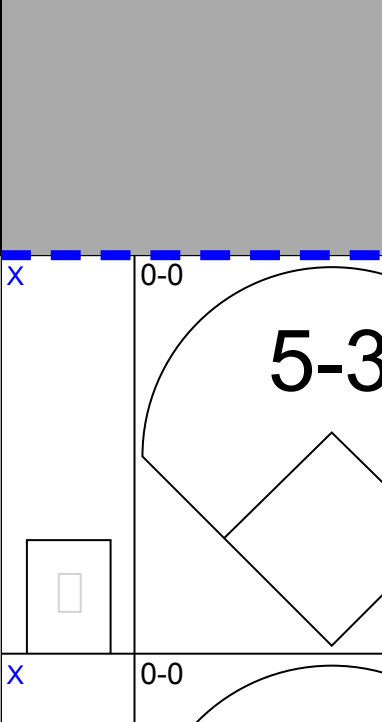
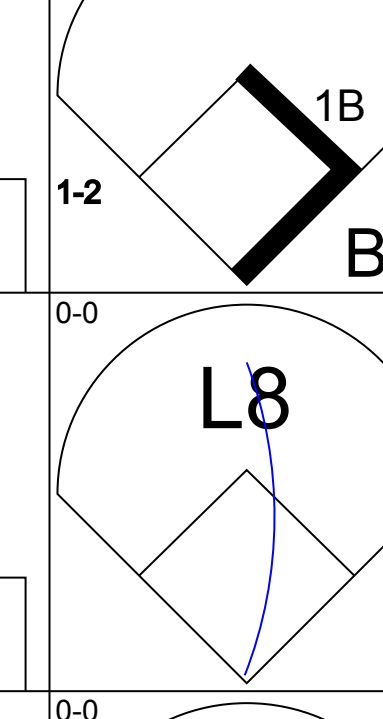
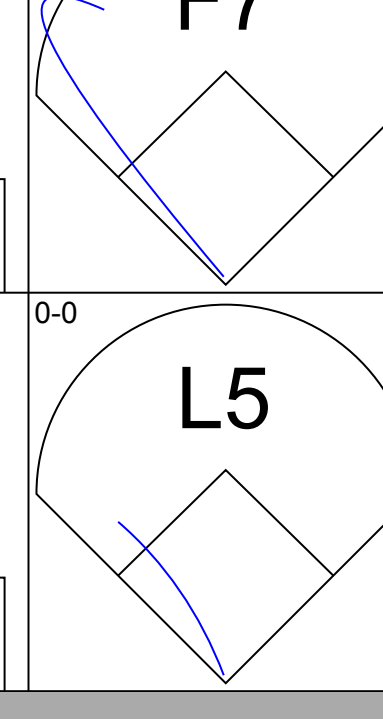
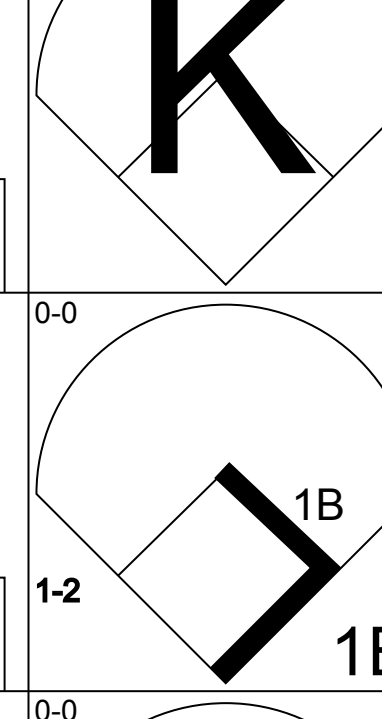
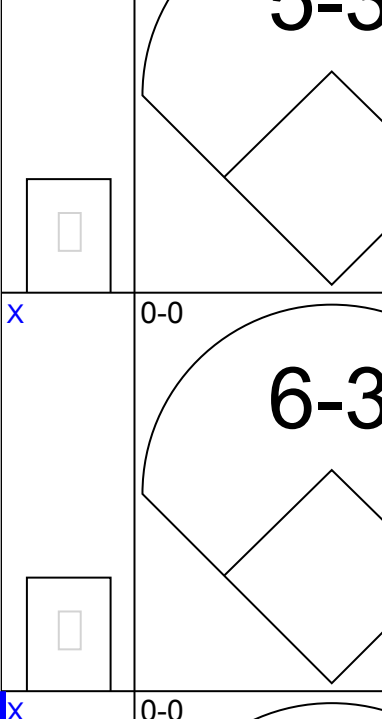
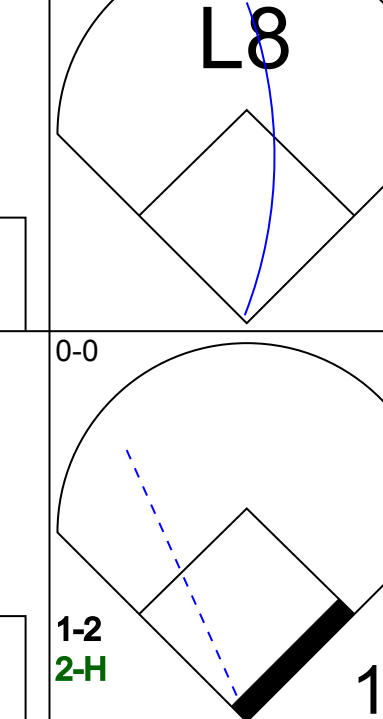
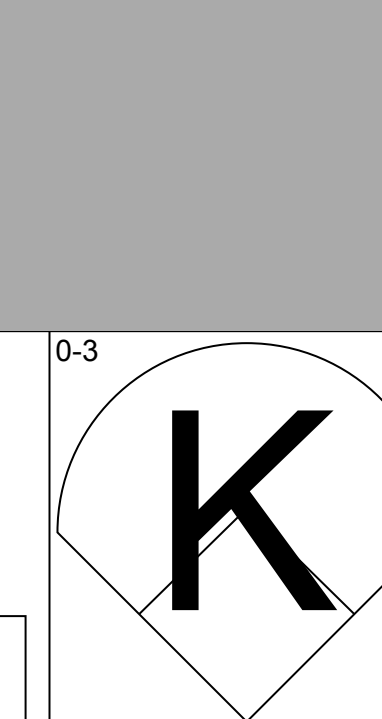
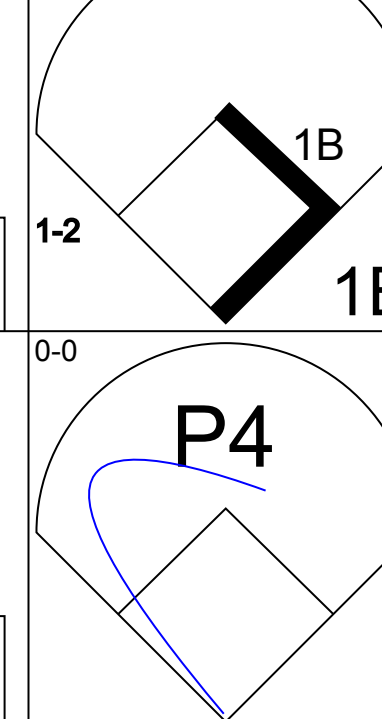
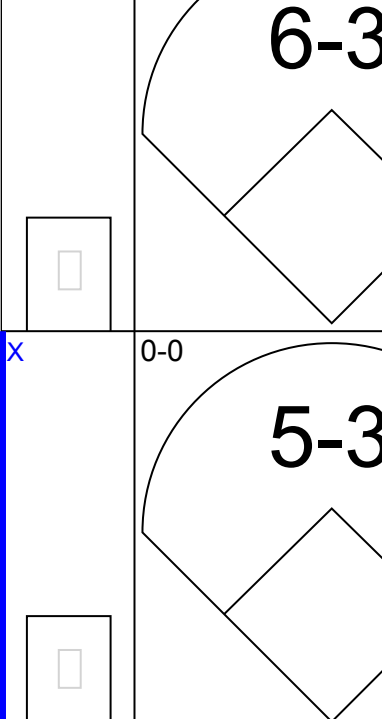
Batter	1	2	3	4	5	6	7	8	9	AB	R	H	RBI	BB	SO	LOB	TOP											
Felipe Alou, R OBP: 0.339, SLG: 0.402 (1, 8)										5	1	2	0	0	1	0	Atlanta Braves @ Philadelphia Phillies Connie Mack Stadium, Philadelphia, PA Fri Jul 26 1968, 7:05 PM EDT Unknown											
Felix Milan, R OBP: 0.334, SLG: 0.355 (1, 4)										5	1	3	0	0	0	1												
Hank Aaron, R OBP: 0.323, SLG: 0.479 (1, 9)										5	2	1	3	0	1	3												
Joe Torre, R OBP: 0.337, SLG: 0.404 (1, 2)										5	1	1	1	0	1	0												
Tommie Aaron, R OBP: 0.324, SLG: 0.321 (1, 3) (8, 7)										4	0	1	1	0	0	0												
Bob Johnson, R OBP: 0.328, SLG: 0.349 (1, 5)										4	0	3	0	0	0	0												
Mike Lum, L OBP: 0.337, SLG: 0.337 (1, 7) Deron Johnson, R OBP: 0.286, SLG: 0.311 (8, PH) (8, 3)										3	0	1	0	0	2	2												
Marty Martinez, S OBP: 0.280, SLG: 0.229 (1, 6)										4	0	2	0	0	0	0												
Ken Johnson, R OBP: 0.125, SLG: 0.129 (1, 1) Mike Page, L OBP: 0.250, SLG: 0.143 (7, PH) George Stone, L OBP: 0.333, SLG: 0.333 (7, 1) Bob Tillman, R OBP: 0.234, SLG: 0.280 (8, PH) Claude Raymond, R OBP: 0.167, SLG: 0.167 (9, 1)										2	0	0	0	0	1	1												
Inning Stats	R: 0 E: 0 K: 1 S: 5	H: 0 LOB: 0 BB: 0 P: 5	R: 0 E: 0 K: 1 S: 6	H: 1 LOB: 1 BB: 0 P: 6	R: 0 E: 0 K: 1 S: 7	H: 3 LOB: 2 BB: 0 P: 7	R: 0 E: 0 K: 1 S: 6	H: 1 LOB: 1 BB: 0 P: 6	R: 0 E: 0 K: 0 S: 4	H: 0 LOB: 0 BB: 0 P: 5	R: 0 E: 0 K: 0 S: 4	H: 2 LOB: 1 BB: 0 P: 4	R: 2 E: 0 K: 0 S: 7	H: 4 LOB: 2 BB: 0 P: 7	R: 3 E: 0 K: 1 S: 8	H: 2 LOB: 0 BB: 0 P: 8		1B: 10 2B: 3 3B: 0 HR: 1	SF: 0 SAC: 0 DP: 1 HBP: 0	WP: 1 PB: 1 CS: 1	PA: 40							
PITCHER	IP	WLS	BF	H	R	ER	SO	BB	IBB	HBP	BLK	WP	HR	S	P	ERA		WHIP										
Rick Wise, R ERA: 4.17 (1, 1)	7.2		33	12	2	2	5	0	0	0	0	1	0	43	43	2.35		1.565										
Grant Jackson, L ERA: 1.42 (8, 1)	1.1	L	7	2	3	0	1	0	0	0	0	0	1	9	9	0.00		1.500										

AB	40
R	5
H	14
RBI	5
BB	0
SO	6
LOB	11



Batter	1	2	3	4	5	6	7	8	9	AB	R	H	RBI	BB	SO	LOB	BOTTOM											
Tony Taylor, R OBP: 0.324, SLG: 0.315 (1, 5)										5	0	2	0	0	1	0	Atlanta Braves @ Philadelphia Phillies Connie Mack Stadium, Philadelphia, PA Fri Jul 26 1968, 7:05 PM EDT Unknown											
Cookie Rojas, R OBP: 0.260, SLG: 0.336 (1, 4)										4	0	1	0	0	0	2												
Roberto Pena, R OBP: 0.348, SLG: 0.351 (1, 6)										3	0	1	0	0	0	1												
Dick Allen, R OBP: 0.354, SLG: 0.545 (1, 7)										3	0	0	0	1	1	1												
Johnny Callison, L OBP: 0.306, SLG: 0.397 (1, 9)										4	0	1	0	0	1	2												
Bill White, L OBP: 0.320, SLG: 0.380 (1, 3)										3	0	1	0	1	1	2												
Don Lock, R OBP: 0.306, SLG: 0.395 (1, 8)										4	2	2	1	0	0	4												
Clay Dalrymple, L OBP: 0.280, SLG: 0.311 (1, 2)										4	1	1	0	0	0	0												
Rick Wise, R OBP: 0.243, SLG: 0.486 (1, 1) Grant Jackson, S OBP: 0.143, SLG: 0.143 (8, 1) John Briggs, L OBP: 0.354, SLG: 0.358 (8, PH)										3	1	1	3	0	1	0												
Inning Stats	R: 0 E: 0 K: 0 S: 3	H: 1 LOB: 0 BB: 0 P: 3	R: 0 E: 0 K: 0 S: 4	H: 1 LOB: 1 BB: 0 P: 4	R: 0 E: 0 K: 1 S: 6	H: 1 LOB: 0 BB: 0 P: 6	R: 0 E: 0 K: 0 S: 3	H: 0 LOB: 0 BB: 0 P: 3	R: 3 E: 0 K: 2 S: 10	H: 3 LOB: 0 BB: 0 P: 10	R: 0 E: 0 K: 1 S: 6	H: 2 LOB: 1 BB: 0 P: 6	R: 1 E: 0 K: 0 S: 4	H: 1 LOB: 0 BB: 0 P: 4	R: 0 E: 0 K: 1 S: 6	H: 1 LOB: 3 BB: 2 P: 14		R: 0 E: 0 K: 0 S: 3	H: 0 LOB: 0 BB: 0 P: 3	1B: 8 2B: 1 3B: 0 HR: 2	SF: 0 SAC: 1 DP: 2 HBP: 0	WP: 0 PB: 0 SB: 1 CS: 0	PA: 37					
PITCHER	IP	WLS	BF	H	R	ER	SO	BB	IBB	HBP	BLK	WP	HR	S	P	ERA		WHIP										
Ken Johnson, R ERA: 2.71 (1, 1)	6.0		24	8	3	3	4	0	0	0	0	0	1	32	32	4.50		1.333										
George Stone, L ERA: 3.55 (7, 1)	2.0	W	10	2	1	1	1	1	1	0	0	0	1	10	18	4.50		1.500										
Claude Raymond, R ERA: 2.97 (8, 1)	1.0	S	3	0	0	0	0	0	0	0	0	0	0	3	3	0.00		0.000										

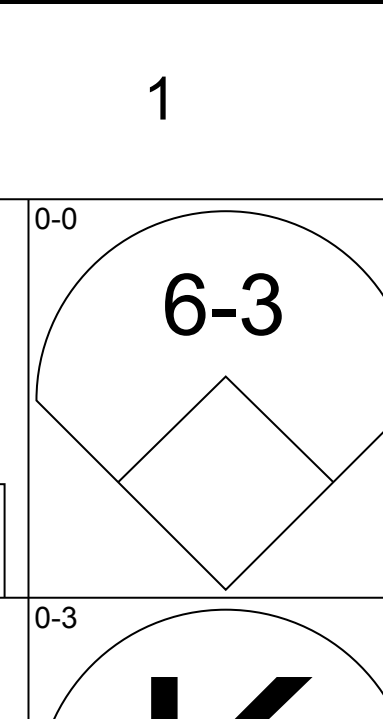
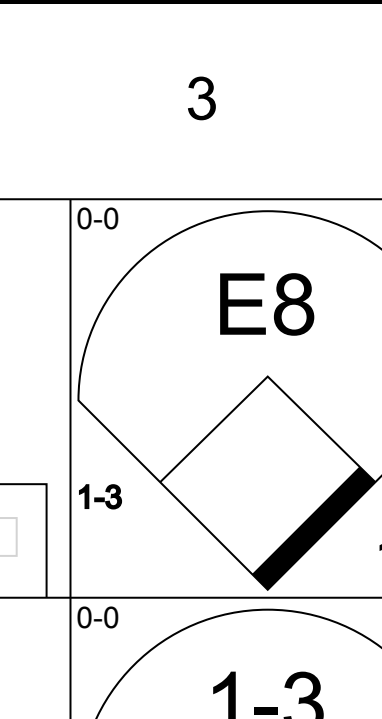
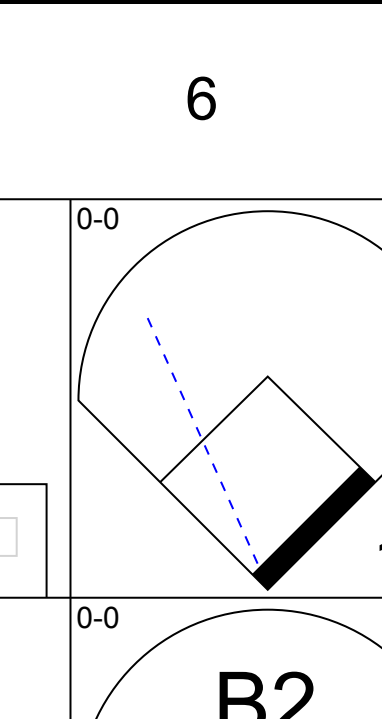
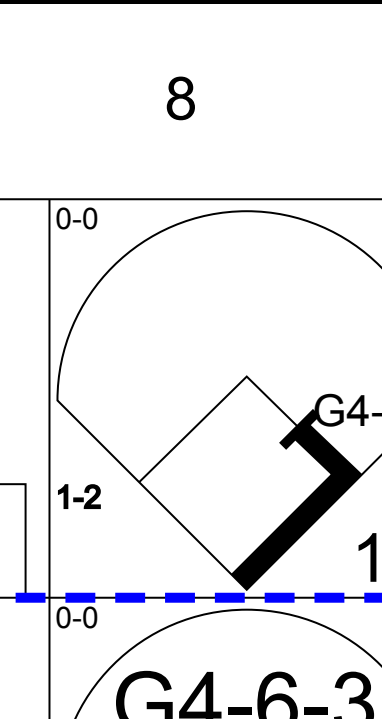
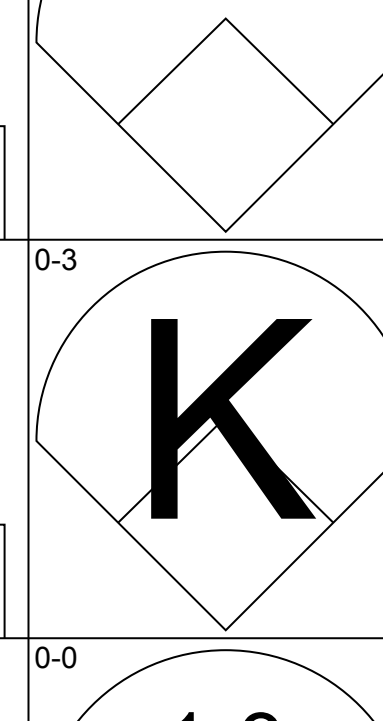
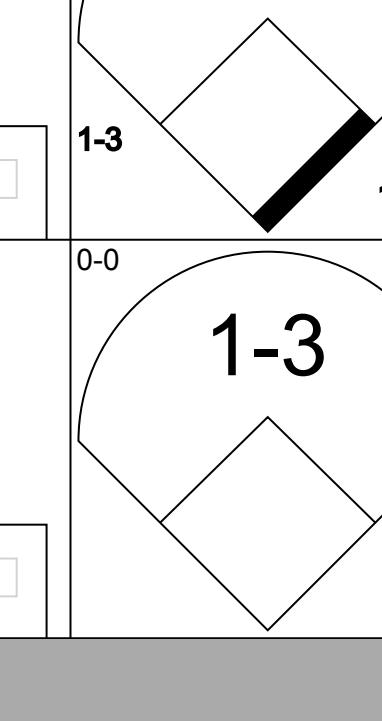
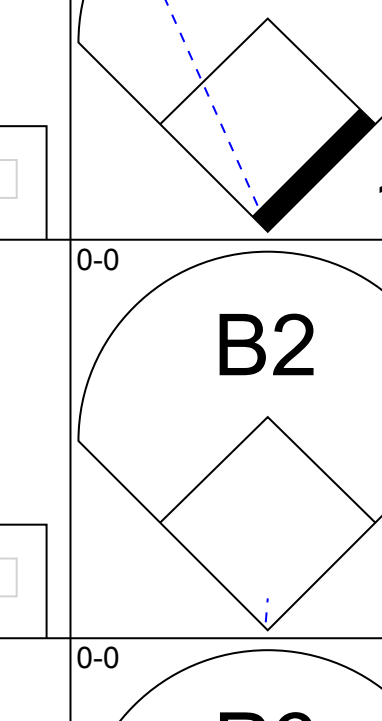
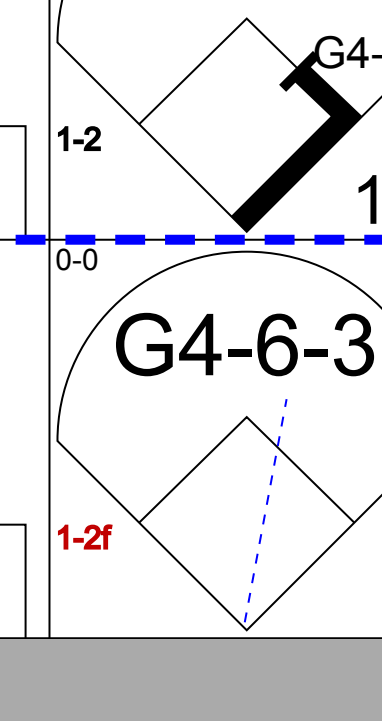
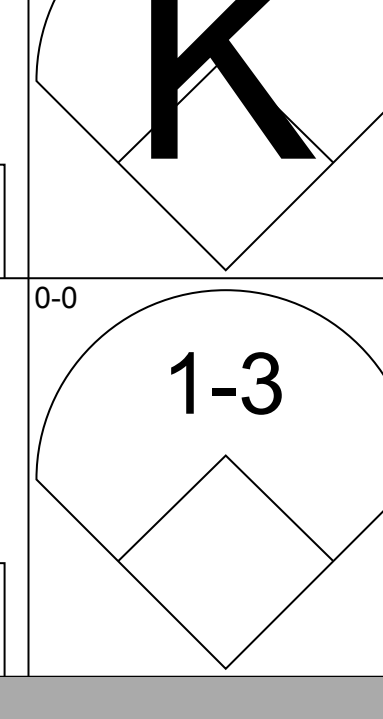
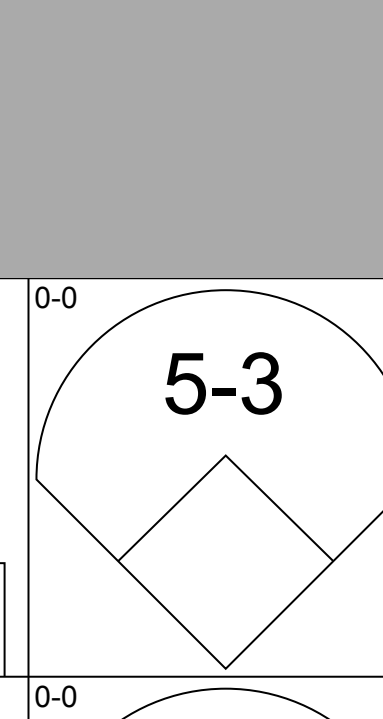
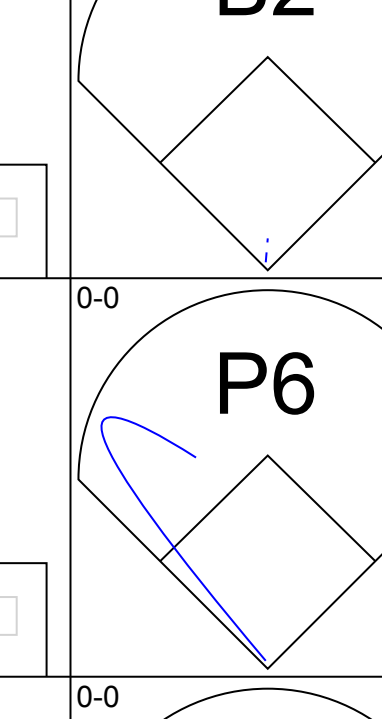
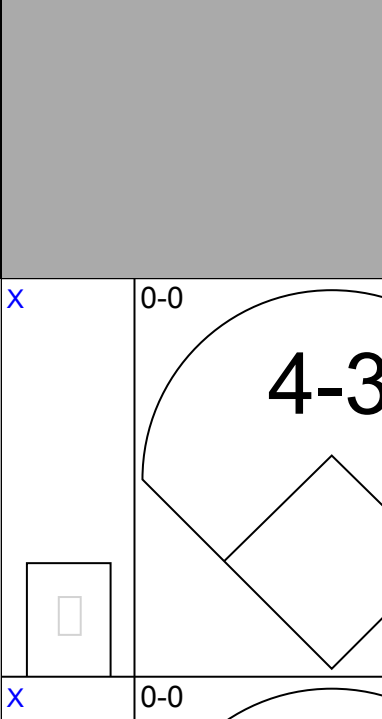

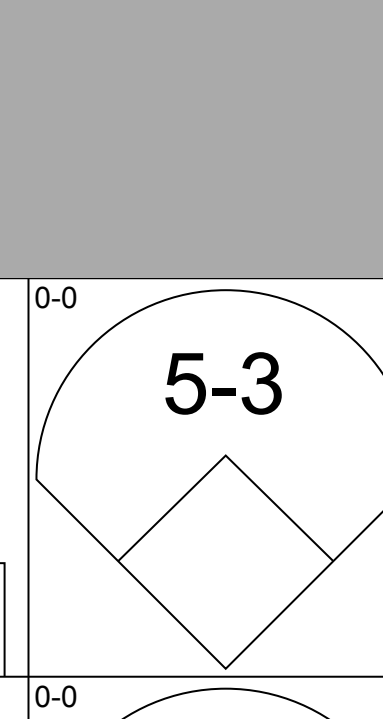
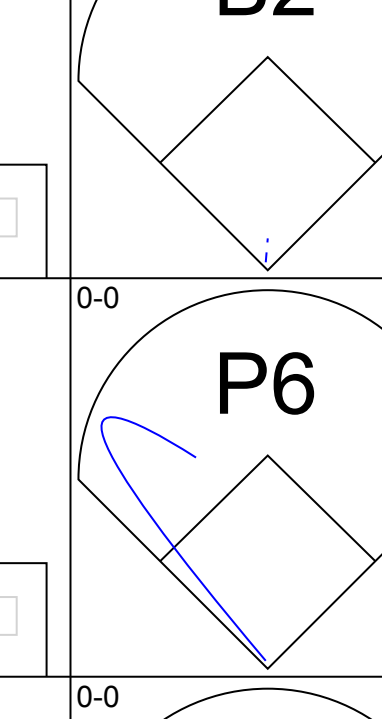
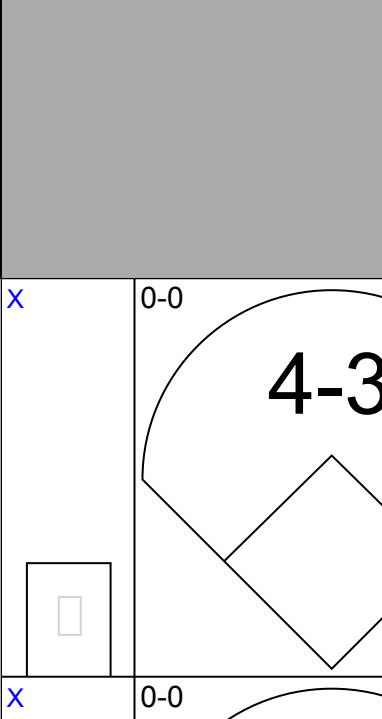
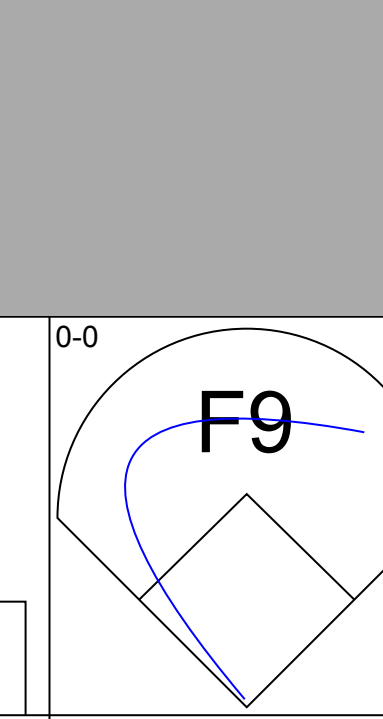
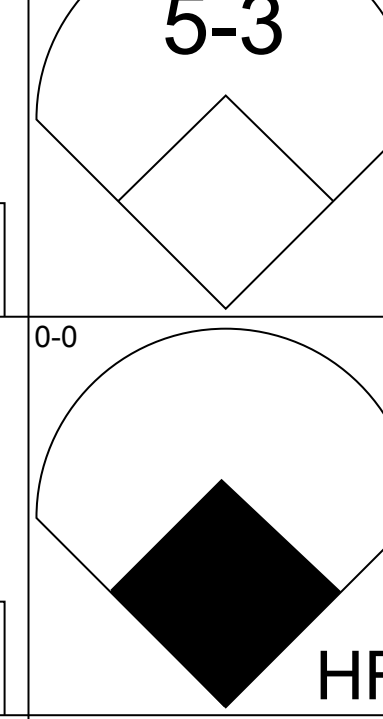

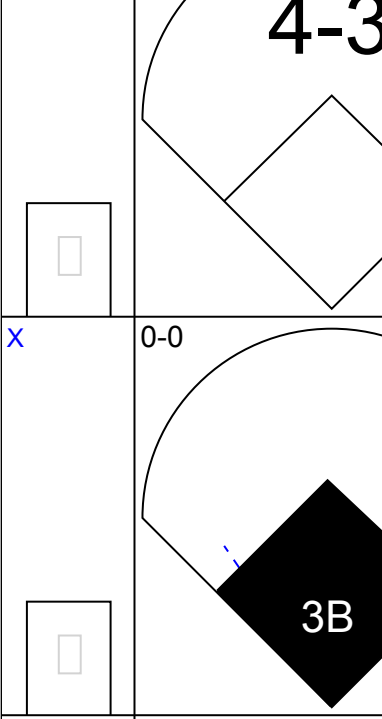
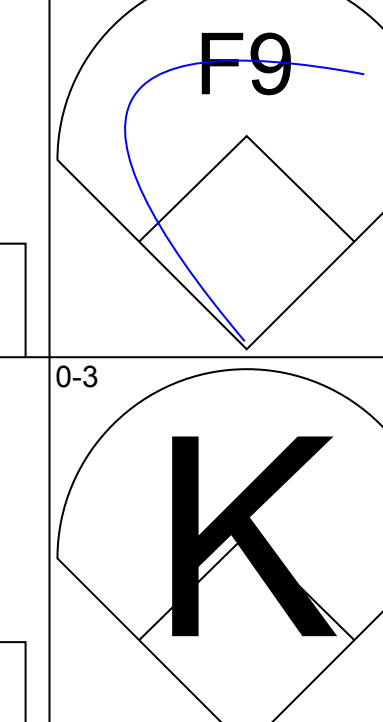
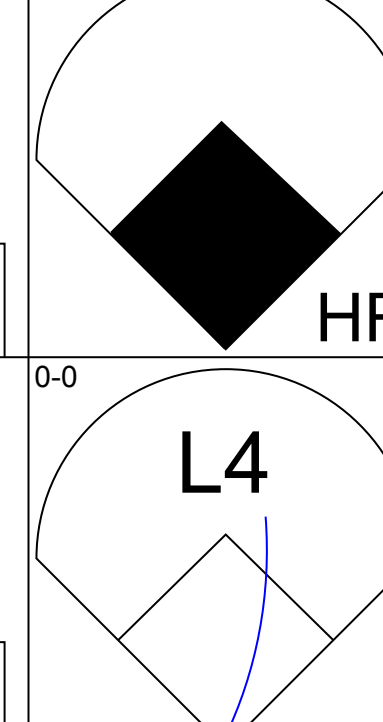
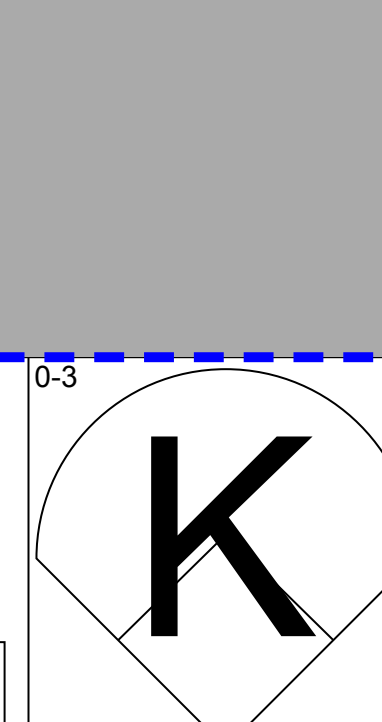
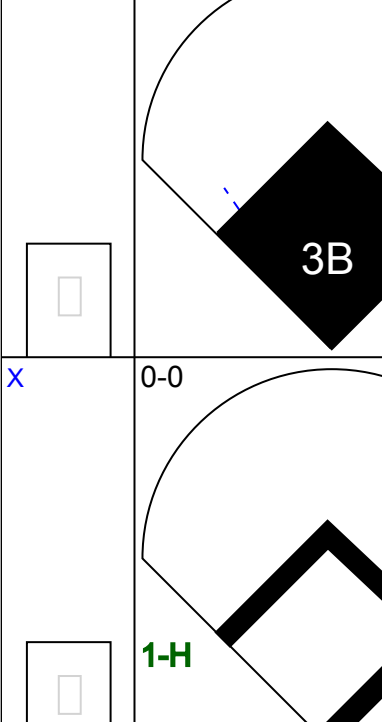


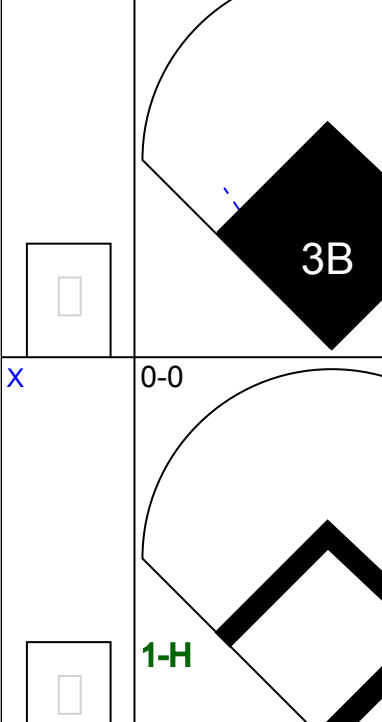



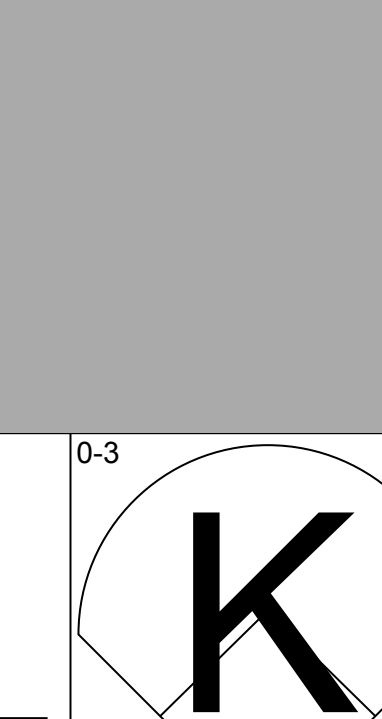
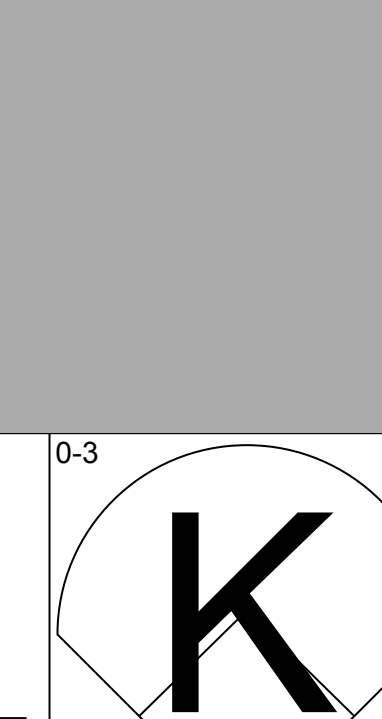



Batter	1	2	3	4	5	6	7	8	9	AB	R	H	RBI	BB	SO	LOB	TOP																					
Felipe Alou, R OBP: 0.339, SLG: 0.401 (1, 8)										4	0	1	0	0	2	2	Atlanta Braves @ Philadelphia Phillies Connie Mack Stadium, Philadelphia, PA Fri Jul 26 1968, 7:05 PM EDT Att: 16,334 - Unknown																					
Felix Milan, R OBP: 0.333, SLG: 0.353 (1, 4)										4	0	1	0	0	0	3																						
Tito Francona, L OBP: 0.405, SLG: 0.371 Tommie Aaron, R OBP: 0.324, SLG: 0.321 (1, 7) (9, 7)										4	0	0	0	0	2	1																						
Joe Torre, R OBP: 0.339, SLG: 0.422 (1, 3)										4	2	2	1	0	1	0																						
Bob Johnson, R OBP: 0.324, SLG: 0.343 Deron Johnson, R OBP: 0.286, SLG: 0.311 (1, 5) (9, 5)										4	0	1	0	0	1	1																						
Mike Page, L OBP: 0.333, SLG: 0.273 (1, 9)										4	1	2	1	0	1	1																						
Bob Tillman, R OBP: 0.234, SLG: 0.275 (1, 2)										3	0	0	0	1	1	2																						
Marty Martinez, S OBP: 0.279, SLG: 0.229 (1, 6)										4	0	1	0	0	0	3																						
Mitt Pappas, R OBP: 0.179, SLG: 0.148 Mike Lum, L OBP: 0.269, SLG: 0.333 Dick Kelley, R OBP: 0.182, SLG: 0.053 Cecil Upshaw, R OBP: 0.231, SLG: 0.167 (1, 1) (7, PH) (7, 1) (8, 1)										2	0	1	1	0	1	0																						
Inning Stats	R: 0 E: 0 K: 1 S: 5	H: 1 LOB: 0 BB: 0 P: 5	R: 2 E: 0 K: 1 S: 8	H: 3 LOB: 2 BB: 1 P: 12	R: 0 E: 0 K: 1 S: 5	H: 0 LOB: 0 BB: 0 P: 5	R: 0 E: 0 K: 1 S: 6	H: 1 LOB: 1 BB: 0 P: 6	R: 0 E: 0 K: 3 S: 9	H: 0 LOB: 0 BB: 0 P: 9	R: 0 E: 0 K: 1 S: 8	H: 3 LOB: 3 BB: 0 P: 8	R: 1 E: 0 K: 0 S: 4	H: 1 LOB: 0 BB: 0 P: 4	R: 0 E: 0 K: 0 S: 3	H: 0 LOB: 0 BB: 0 P: 3		1B: 7 2B: 1 3B: 0 HR: 1	SF: 0 SAC: 0 DP: 1 HBP: 0	WP: 0 PB: 0 SB: 0 CS: 0	PA: 36																	
PITCHER	IP	WLS	BF	H	R	ER	SO	BB	IBB	HBP	BLK	WP	HR	S	P	ERA	WHIP	PITCHER				IP	WLS	BF	H	R	ER	SO	BB	IBB	HBP	BLK	WP	HR	S	P	ERA	WHIP
Jeff James, R ERA: 4.56 John Boozer, R ERA: 3.55 (1, 1) (9, 1)	8.0	L	33	9	3	3	9	1	0	0	0	0	1	50	54	3.38	1.250																					

livebaseballscores.com

AB 35
R 3
H 9
RBI 3
BB 1
SO 9
LOB 15



Batter	1	2	3	4	5	6	7	8	9	AB	R	H	RBI	BB	SO	LOB	BOTTOM																					
Tony Taylor, R OBP: 0.329, SLG: 0.321 (1, 5)										4	0	3	0	0	0	0	Atlanta Braves @ Philadelphia Phillies Connie Mack Stadium, Philadelphia, PA Fri Jul 26 1968, 7:05 PM EDT Att: 16,334 - Unknown																					
Cookie Rojas, R OBP: 0.257, SLG: 0.332 (1, 4)										4	0	0	0	0	1	5																						
Roberto Pena, R OBP: 0.343, SLG: 0.345 (1, 6)										4	0	0	0	0	0	1																						
Dick Allen, R OBP: 0.356, SLG: 0.554 (1, 7)										4	2	2	1	0	0	1																						
Johnny Callison, L OBP: 0.306, SLG: 0.401 (1, 9)										4	0	1	1	0	2	0																						
Bill White, L OBP: 0.315, SLG: 0.374 (1, 3)										4	0	0	0	0	1	1																						
Don Lock, R OBP: 0.297, SLG: 0.383 (1, 8)										4	0	0	0	0	4	1																						
John Sullivan, L OBP: 0.417, SLG: 0.300 Mike Ryan, R OBP: 0.197, SLG: 0.203 (1, 2) (8, PH) (9, 2)										2	0	1	0	0	0	0																						
Jeff James, R OBP: 0.091, SLG: 0.091 Rick Joseph, R OBP: 0.292, SLG: 0.296 John Boozer, R (1, 1) (8, PH) (9, 1)										2	0	0	0	0	1	1																						
Inning Stats	R: 0 E: 0 K: 1 S: 5	H: 0 LOB: 0 BB: 0 P: 5	R: 0 E: 0 K: 1 S: 5	H: 0 LOB: 0 BB: 0 P: 5	R: 0 E: 1 K: 1 S: 7	H: 2 LOB: 2 BB: 0 P: 7	R: 1 E: 0 K: 0 S: 4	H: 1 LOB: 0 BB: 0 P: 4	R: 0 E: 0 K: 2 S: 7	H: 0 LOB: 0 BB: 0 P: 7	R: 0 E: 0 K: 0 S: 4	H: 1 LOB: 1 BB: 0 P: 4	R: 0 E: 0 K: 3 S: 9	H: 0 LOB: 0 BB: 0 P: 9	R: 0 E: 0 K: 1 S: 6	H: 2 LOB: 1 BB: 0 P: 6		R: 1 E: 0 K: 1 S: 7	H: 2 LOB: 1 BB: 0 P: 7	1B: 6 2B: 0 3B: 1 HR: 1	SF: 0 SAC: 0 DP: 1 HBP: 0	WP: 0 PB: 0 SB: 0 CS: 0	PA: 34															
PITCHER	IP	WLS	BF	H	R	ER	SO	BB	IBB	HBP	BLK	WP	HR	S	P	ERA	WHIP	PITCHER				IP	WLS	BF	H	R	ER	SO	BB	IBB	HBP	BLK	WP	HR	S	P	ERA	WHIP
Mitt Pappas, R ERA: 4.49 Dick Kelley, L ERA: 3.07 Cecil Upshaw, R ERA: 2.32 (1, 1) (7, 1) (8, 1)	6.0	W	22	4	1	1	5	0	0	0	0	0	0	14	14	0.00	1.500																					


livebaseballscores.com


AB 34
R 2
H 8
RBI 2
BB 0
SO 10
LOB 10



Batter	1	2	3	4	5	6	7	8	9	AB	R	H	RBI	BB	SO	LOB	TOP			
Felipe Alou, R OBP: 0.336, SLG: 0.397 (1, 8)	F3		E4		5-3			6-3		4	0	0	0	0	0	1	Atlanta Braves @ Philadelphia Phillies Connie Mack Stadium, Philadelphia, PA Sat Jul 27 1968, 7:05 PM EDT Att: 12,020 - Unknown livebaseballscores.com			
Felix Milan, R OBP: 0.332, SLG: 0.350 (1, 4)	BB		G5-4-3				L4	6-3		3	0	0	0	1	0	1				
Hank Aaron, R OBP: 0.320, SLG: 0.474 (1, 9)	F8			6-3			L8	L7		4	0	0	0	0	0	1				
Joe Torre, R OBP: 0.345, SLG: 0.425 (1, 3)	BB			PB			FC6-4	1B	4-3	3	0	2	0	1	0	0				
Bob Johnson, R OBP: 0.306, SLG: 0.324 (1, 5)	K			F3			FC6-4	1B	F8	4	0	0	0	0	1	4				
Tommie Aaron, R OBP: 0.327, SLG: 0.321 (1, 7)				1-6-3				1B	P3	3	0	1	0	1	0	1				
Bob Tillman, R OBP: 0.236, SLG: 0.276 (1, 2)			G6-4-3				F8			3	0	1	0	0	0	2				
Marty Martinez, S OBP: 0.275, SLG: 0.225 (1, 6)			6-3				K			3	0	0	0	0	2	2				
Jim Britton, R OBP: 0.150, SLG: 0.150 (7, PH)										2	0	0	0	0	1	1				
Deron Johnson, R OBP: 0.285, SLG: 0.310 (7, 1)										1	0	0	0	0	0	1				
Claude Raymond, R OBP: 0.167, SLG: 0.167 (7, 1)										0	0	0	0	0	0	0				
Inning Stats	R: 0 E: 0 K: 1 S: 5	H: 0 LOB: 2 BB: 2 P: 13	R: 0 E: 0 K: 0 S: 2	H: 0 LOB: 0 BB: 1 P: 6	R: 0 E: 1 K: 0 S: 3	H: 0 LOB: 0 BB: 0 P: 3	R: 0 E: 0 K: 0 S: 4	H: 1 LOB: 1 BB: 0 P: 4	R: 0 E: 0 K: 2 S: 8	H: 1 LOB: 1 BB: 0 P: 8	R: 0 E: 0 K: 1 S: 6	H: 1 LOB: 1 BB: 0 P: 6	R: 0 E: 0 K: 0 S: 3	H: 0 LOB: 0 BB: 0 P: 3	R: 0 E: 0 K: 0 S: 3	H: 0 LOB: 0 BB: 0 P: 3	1B: 4 2B: 0 3B: 0 HR: 0	SF: 0 SAC: 0 DP: 2 HBP: 0	WP: 0 PB: 1 SB: 0 CS: 0	PA: 33
PITCHER Woodie Fryman, L ERA: 2.22 (1, 1)	IP: 9.0 WLS: W BF: 33 H: 4 R: 0 ER: 0 SO: 4 BB: 3 IBB: 0 HBP: 0 BLK: 0 WP: 0 HR: 0 S: 38 P: 50 ERA: 0.00 WHIP: 0.778															PITCHER				

Batter	1	2	3	4	5	6	7	8	9	AB	R	H	RBI	BB	SO	LOB	BOTTOM				
Tony Taylor, R OBP: 0.328, SLG: 0.323 (1, 5)	F9		1-3		L9			K		4	1	1	0	0	1	0	Atlanta Braves @ Philadelphia Phillies Connie Mack Stadium, Philadelphia, PA Sat Jul 27 1968, 7:05 PM EDT Att: 12,020 - Unknown livebaseballscores.com				
Cookie Rojas, R OBP: 0.260, SLG: 0.334 (1, 4)	F9		G1-6-3				6-3	1B		4	0	2	0	0	0	1					
Roberto Pena, R OBP: 0.342, SLG: 0.345 (1, 6)	SF7		G1-6-3				5-3	1B		3	0	1	1	0	0	1					
Dick Allen, R OBP: 0.352, SLG: 0.547 (1, 7)	K			6-3			P6	G6-4-3		4	0	0	0	0	1	2					
Johnny Callison, L OBP: 0.309, SLG: 0.405 (1, 9)							G3			2	0	1	0	1	0	0					
Bill White, L OBP: 0.315, SLG: 0.373 (1, 3)							F5	BB		3	0	1	0	0	1	2					
Don Lock, R OBP: 0.298, SLG: 0.378 (1, 8)								1B		2	0	0	0	1	1	2					
Clay Dalrymple, L OBP: 0.281, SLG: 0.307 (1, 2)								BB		2	0	0	0	1	2	2					
Woodie Fryman, R OBP: 0.136, SLG: 0.107 (1, 1)								K		3	0	0	0	0	1	4					
Inning Stats	R: 1 E: 0 K: 1 S: 6	H: 1 LOB: 0 BB: 0 P: 6	R: 0 E: 0 K: 1 S: 6	H: 1 LOB: 2 BB: 1 P: 10	R: 0 E: 0 K: 0 S: 3	H: 1 LOB: 0 BB: 0 P: 3	R: 0 E: 0 K: 1 S: 5	H: 0 LOB: 1 BB: 1 P: 9	R: 0 E: 0 K: 1 S: 5	H: 0 LOB: 0 BB: 0 P: 5	R: 0 E: 0 K: 0 S: 3	H: 0 LOB: 0 BB: 0 P: 3	R: 0 E: 0 K: 2 S: 8	H: 1 LOB: 2 BB: 1 P: 12	R: 0 E: 0 K: 1 S: 6	H: 2 LOB: 1 BB: 0 P: 6		1B: 4 2B: 2 3B: 0 HR: 0	SF: 1 SAC: 0 DP: 2 HBP: 0	WP: 0 PB: 0 SB: 0 CS: 0	PA: 31
PITCHER Jim Britton, R ERA: 2.55 (1, 1)	IP: 6.0 WLS: L BF: 22 H: 3 R: 1 ER: 1 SO: 4 BB: 1 IBB: 1 HBP: 0 BLK: 0 WP: 0 HR: 0 S: 28 P: 36 ERA: 1.50 WHIP: 0.667															PITCHER					
PITCHER Claude Raymond, R ERA: 2.82 (7, 1)	IP: 2.0 WLS: 9 BF: 3 H: 3 R: 0 ER: 0 SO: 3 BB: 1 IBB: 0 HBP: 0 BLK: 0 WP: 0 HR: 14 S: 18 P: 18 ERA: 0.00 WHIP: 2.000															PITCHER					

Batter	1	2	3	4	5	6	7	8	9	AB	R	H	RBI	BB	SO	LOB	TOP			
Felipe Alou, R OBP: 0.335, SLG: 0.396 (1, 8)	0-0 6-3			0-0 E5		0-0 1B			0-0 F8	4	0	1	0	0	0	0	Atlanta Braves @ Philadelphia Phillies Connie Mack Stadium, Philadelphia, PA Sun Jul 28 1968, 3:33 AM EDT Att: 8,173 - Unknown AB 30 R 0 H 3 RBI 0 BB 0 SO 4 LOB 6 			
Felix Milten, R OBP: 0.329, SLG: 0.346 (1, 4)	0-3 K			0-0 6-3		0-0 L3			0-0 1-3	4	0	0	0	0	1	2				
Hank Aaron, R OBP: 0.317, SLG: 0.469 (1, 9)	0-3 K			0-0 F7					0-0 6-3	4	0	0	0	0	1	1				
Joe Torre, R OBP: 0.342, SLG: 0.420 (1, 2)				0-0 6-3					0-0 6-3	3	0	0	0	0	0	1				
Tito Francona, L OBP: 0.404, SLG: 0.370 (1, 7)									0-0 3-1	3	0	1	0	0	1	0				
Bob Johnson, R OBP: 0.293, SLG: 0.311 (1, 5)				0-0 5-3					0-0 1B	3	0	0	0	0	0	1				
Tommie Aaron, R OBP: 0.327, SLG: 0.321 (1, 3)									0-0 K	3	0	1	0	0	1	0				
Sonny Jackson, L OBP: 0.302, SLG: 0.285 (1, 6)				0-0 G3					0-0 L8	3	0	0	0	0	0	1				
Pat Jarvis, R OBP: 0.167, SLG: 0.155 (1, 1)									0-0 G6-3	1	0	0	0	0	0	0				
Mike Page, L OBP: 0.308, SLG: 0.250 (6, PH)									0-0 1-2	1	0	0	0	0	0	0				
George Stone, L OBP: 0.333, SLG: 0.333 (6, 1)									0-0 L6	0	0	0	0	0	0	0				
Mike Lum, L OBP: 0.266, SLG: 0.330 (8, PH)										0	0	0	0	0	0	0				
Ted Davidson, R (8, 1)										0	0	0	0	0	0	0				
Inning Stats	R: 0 E: 0 K: 2 S: 7	H: 0 LOB: 0 BB: 0 P: 7	R: 0 E: 0 K: 1 S: 5	H: 0 LOB: 0 BB: 0 P: 5	R: 0 E: 0 K: 0 S: 3	H: 0 LOB: 0 BB: 0 P: 3	R: 0 E: 1 K: 0 S: 4	H: 0 LOB: 1 BB: 0 P: 4	R: 0 E: 0 K: 1 S: 5	H: 1 LOB: 1 BB: 0 P: 5	R: 0 E: 0 K: 0 S: 4	H: 1 LOB: 1 BB: 0 P: 4	R: 0 E: 0 K: 0 S: 3	H: 1 LOB: 0 BB: 0 P: 3	R: 0 E: 0 K: 0 S: 3	H: 0 LOB: 0 BB: 0 P: 3	1B: 3 2B: 0 3B: 0 HR: 0	SF: 0 SAC: 0 DP: 1 HBP: 0	WP: 0 PB: 0 SB: 0 CS: 0	PA: 30
PITCHER Larry Jackson, R ERA: 2.86 (1, 1)	IP: 9.0 WLS: W BF: 30 H: 3 R: 0 ER: 0 SO: 4 BB: 0 IBB: 0 HBP: 0 BLK: 0 WP: 0 HR: 0 S: 38 P: 38 ERA: 0.00 WHIP: 0.333																			

Batter	1	2	3	4	5	6	7	8	9	AB	R	H	RBI	BB	SO	LOB	BOTTOM			
Tony Taylor, R OBP: 0.332, SLG: 0.337 (1, 5)	0-0 E9									4	2	3	0	0	0	0	Atlanta Braves @ Philadelphia Phillies Connie Mack Stadium, Philadelphia, PA Sun Jul 28 1968, 3:33 AM EDT Att: 8,173 - Unknown AB 28 R 3 H 6 RBI 3 BB 2 SO 5 LOB 8 			
Cookie Rojas, R OBP: 0.282, SLG: 0.336 (1, 4)	0-0 B5-3									4	1	2	1	0	0	1				
Roberto Pena, R OBP: 0.340, SLG: 0.345 (1, 6)	0-0 FC5-2-5-2									3	0	1	1	0	0	1				
Dick Allen, R OBP: 0.348, SLG: 0.541 (1, 7)	0-0 1-3									3	0	0	1	0	0	2				
Johnny Callison, L OBP: 0.308, SLG: 0.401 (1, 9)										3	0	0	0	1	1	1				
Bill White, L OBP: 0.312, SLG: 0.369 (1, 3)										3	0	0	0	0	1	2				
Don Lock, R OBP: 0.299, SLG: 0.372 (1, 8)										2	0	0	0	1	0	0				
Clay Dalrymple, L OBP: 0.276, SLG: 0.301 (1, 2)										3	0	0	0	0	2	1				
Larry Jackson, R OBP: 0.129, SLG: 0.131 (1, 1)										3	0	0	0	0	1	0				
Inning Stats	R: 0 E: 1 K: 0 S: 4	H: 1 LOB: 1 BB: 0 P: 4	R: 0 E: 0 K: 3 S: 9	H: 0 LOB: 1 BB: 1 P: 13	R: 2 E: 0 K: 1 S: 8	H: 3 LOB: 2 BB: 1 P: 12	R: 0 E: 0 K: 0 S: 3	H: 0 LOB: 0 BB: 0 P: 3	R: 1 E: 0 K: 0 S: 5	H: 2 LOB: 1 BB: 0 P: 5	R: 0 E: 0 K: 1 S: 5	H: 0 LOB: 0 BB: 0 P: 5	R: 0 E: 0 K: 0 S: 3	H: 0 LOB: 0 BB: 0 P: 3	R: 0 E: 0 K: 0 S: 3	H: 0 LOB: 0 BB: 0 P: 3		1B: 3 2B: 3 3B: 0 HR: 0	SF: 2 SAC: 0 DP: 0 HBP: 0	WP: 0 PB: 1 SB: 0 CS: 0
PITCHER Pat Jarvis, R ERA: 2.35 (1, 1)	IP: 5.0 WLS: L BF: 23 H: 6 R: 3 ER: 3 SO: 4 BB: 2 IBB: 0 HBP: 0 BLK: 0 WP: 0 HR: 0 S: 29 P: 37 ERA: 5.40 WHIP: 1.600																			
George Stone, L ERA: 3.07 (6, 1)	IP: 2.0 WLS: 6 BF: 0 H: 0 R: 0 ER: 0 SO: 1 BB: 0 IBB: 0 HBP: 0 BLK: 0 WP: 0 HR: 0 S: 8 P: 8 ERA: 0.00 WHIP: 0.000																			
Ted Davidson, L ERA: 6.35 (8, 1)	IP: 1.0 WLS: 3 BF: 0 H: 0 R: 0 ER: 0 SO: 0 BB: 0 IBB: 0 HBP: 0 BLK: 0 WP: 0 HR: 0 S: 3 P: 3 ERA: 0.00 WHIP: 0.000																			

Batter	1	2	3	4	5	6	7	8	9	AB	R	H	RBI	BB	SO	LOB	TOP					
Bob Johnson, R (1, 5) OBP: 0.310, SLG: 0.317	5-3			BB SH1-3 1B	FC6-4 2B		P4		BB 1B	5	1	2	0	0	0	3	Atlanta Braves @ Pittsburgh Pirates Forbes Field, Pittsburgh, PA Tue Jul 30 1968, 7:05 PM EDT Unknown					
Sonny Jackson, L (1, 6) OBP: 0.299, SLG: 0.281	5-3			SH1-3 1-2	2B 1B		F9		K	4	1	1	1	0	1	2						
Tito Francona, L (1, 3) OBP: 0.416, SLG: 0.380	K			BB BB	2B				BB BB	2	1	1	2	3	1	0						
Joe Torre, R (1, 2) OBP: 0.340, SLG: 0.420		6-3			6-3				BB BB	3	0	0	0	0	1	3						
Bob Tillman, R (7, 2) OBP: 0.299, SLG: 0.279				K					BB BB	1	1	1	0	0	0	0						
Hank Aaron, R (9, PH) OBP: 0.320, SLG: 0.471									BB BB	1	0	0	0	0	1	2						
Felipe Alou, R (1, 8) OBP: 0.336, SLG: 0.396							F8		BB BB	3	0	1	2	1	0	0						
Mike Page, L (1, 9) OBP: 0.294, SLG: 0.250									BB BB	4	0	1	0	0	0	4						
Mike Lum, L (1, 7) OBP: 0.263, SLG: 0.324			F9		FC6-4 1B		G4-6-3 1B		G3	4	1	1	0	0	0	2						
Felix Millan, R (1, 4) OBP: 0.324, SLG: 0.341				P6			F7		BB BB	4	0	1	0	0	1	2						
Ken Johnson, R (1, 1) OBP: 0.147, SLG: 0.152									BB BB	2	0	1	0	0	1	0						
George Stone, L (5, 1) OBP: 0.250, SLG: 0.250									BB BB	1	0	0	0	0	0	1						
Wayne Causey, L (9, PH) OBP: 0.258, SLG: 0.179					FC6-4 1B		F8		BB BB	1	0	0	0	0	0	0						
Inning Stats	R: 0 E: 0 K: 1 S: 5	H: 0 LOB: 0 BB: 0 P: 5	R: 0 E: 0 K: 0 S: 3	H: 0 LOB: 0 BB: 0 P: 3	R: 0 E: 0 K: 1 S: 5	H: 0 LOB: 0 BB: 0 P: 5	R: 0 E: 0 K: 1 S: 6	H: 1 LOB: 3 BB: 2 P: 14	R: 3 E: 1 K: 0 S: 7	H: 4 LOB: 1 BB: 0 P: 7	R: 0 E: 0 K: 0 S: 3	H: 1 LOB: 1 BB: 0 P: 3	R: 0 E: 0 K: 0 S: 4	H: 1 LOB: 1 BB: 0 P: 4	R: 2 E: 0 K: 1 S: 7	H: 2 LOB: 1 BB: 1 P: 11	R: 0 E: 0 K: 2 S: 8	H: 1 LOB: 2 BB: 1 P: 12	1B: 8 2B: 2 3B: 0 HR: 0	SF: 0 SAC: 1 DP: 1 HBP: 0	WP: 0 PB: 0 SB: 0 CS: 0	PA: 40
PITCHER	IP WLS BF H R ER SO BB IBB HBP BLK WP HR S P ERA WHIP																					
Steve Blass, R (1, 1) ERA: 2.67	7.1 W 33 9 5 2 3 3 0 0 0 0 0 0 36 48 2.46 1.636																					
Tommie Sisk, R (8, 1) ERA: 3.34	1.2 S 7 1 0 0 3 1 0 0 0 0 0 0 12 16 0.00 1.200																					

AB 35
R 5
H 10
RBI 5
BB 4
SO 6
LOB 19



Batter	1	2	3	4	5	6	7	8	9	AB	R	H	RBI	BB	SO	LOB	BOTTOM			
Maury Wills, S (1, 5) OBP: 0.332, SLG: 0.325	4-3		F8	E3 2H 1B		4-3		F8		5	0	1	0	0	0	0	Atlanta Braves @ Pittsburgh Pirates Forbes Field, Pittsburgh, PA Tue Jul 30 1968, 7:05 PM EDT Unknown			
Gene Alley, R (1, 6) OBP: 0.293, SLG: 0.310				5-3		2B BB		1-3		4	0	1	0	1	0	1				
Matty Alou, L (1, 8) OBP: 0.369, SLG: 0.396					F7			L6		5	1	2	0	0	0	1				
Roberto Clemente, R (1, 9) OBP: 0.334, SLG: 0.471					3B 2B					3	2	2	1	1	0	1				
Donn Clendenon, R (1, 3) OBP: 0.321, SLG: 0.371					E 3B					4	1	1	0	0	2	4				
Manny Mota, R (1, 7) OBP: 0.330, SLG: 0.326					1B 1B					4	1	2	1	0	0	3				
Bill Mazerowski, R (1, 4) OBP: 0.295, SLG: 0.291					1B IBB					3	1	0	0	1	0	3				
Jerry May, R (1, 2) OBP: 0.306, SLG: 0.266					P4					4	1	2	3	0	0	0				
Steve Blass, R (1, 1) OBP: 0.128, SLG: 0.136					2B 1B					4	1	1	2	0	0	2				
Tommie Sisk, R (8, 1) OBP: 0.167, SLG: 0.063					1-3					0	0	0	0	0	0	0				
Inning Stats	R: 0 E: 0 K: 0 S: 4	H: 1 LOB: 1 BB: 0 P: 4	R: 0 E: 0 K: 1 S: 5	H: 0 LOB: 0 BB: 0 P: 5	R: 0 E: 0 K: 0 S: 3	H: 0 LOB: 0 BB: 0 P: 3	R: 6 E: 2 K: 0 S: 9	H: 6 LOB: 1 BB: 1 P: 13	R: 2 E: 0 K: 0 S: 7	H: 4 LOB: 2 BB: 0 P: 7	R: 0 E: 0 K: 1 S: 6	H: 1 LOB: 3 BB: 2 P: 14	R: 0 E: 0 K: 0 S: 3	H: 0 LOB: 0 BB: 0 P: 3	R: 0 E: 0 K: 0 S: 3	H: 0 LOB: 0 BB: 0 P: 3	1B: 8 2B: 3 3B: 1 HR: 0	SF: 0 SAC: 0 DP: 0 HBP: 0	WP: 0 PB: 0 SB: 0 CS: 0	PA: 39
PITCHER	IP WLS BF H R ER SO BB IBB HBP BLK WP HR S P ERA WHIP																			
Ken Johnson, R (1, 1) ERA: 3.18	4.2 L 26 11 8 7 1 1 1 0 0 0 0 0 27 31 13.50 2.357																			
George Stone, L (5, 1) ERA: 2.5	3.1 13 1 0 0 1 1 1 0 0 0 0 0 13 21 0.00 0.600																			



Batter	1	2	3	4	5	6	7	8	9	10	AB	R	H	RBI	BB	SO	LOB	TOP	
Sonny Jackson, L (1,6) OBP: 0.294, SLG: 0.277	5-3	F8			F7		6-3			K2-3	5	0	0	0	0	1	2		
Tito Francona, L (1,7) OBP: 0.415, SLG: 0.381	1B					K				F8	5	0	2	0	0	2	0		
Hank Aaron, R (1,9) OBP: 0.323, SLG: 0.472	1B					6-3				F8	5	1	3	0	0	0	1		
Joe Torre, R (1,3) OBP: 0.338, SLG: 0.416	G6-4-3					6-3				1B	5	1	1	0	0	1	3		
Felipe Alou, R (1,8) OBP: 0.335, SLG: 0.395						6-3				6-3	4	1	1	0	0	0	2		
Deron Johnson, R (1,5) OBP: 0.287, SLG: 0.307						6-3				F8	3	1	1	1	1	0	0		
Bob Tillman, R (1,2) OBP: 0.244, SLG: 0.284						F9				6-3	4	0	2	3	0	0	0		
Felix Millan, R (1,4) OBP: 0.321, SLG: 0.337						P6				L1-3	4	0	0	0	0	0	3		
Phil Niekro, R (1,1) OBP: 0.085, SLG: 0.170						5-3				P4	3	0	0	0	0	0	0		
Inning Stats	R: 0 E: 0 K: 0 S: 4	H: 2 LOB: 1 BB: 0 P: 4	R: 1 E: 0 K: 0 S: 5	H: 2 LOB: 2 BB: 1 P: 9	R: 0 E: 0 K: 1 S: 5	H: 0 LOB: 0 BB: 0 P: 5	R: 0 E: 0 K: 0 S: 3	H: 0 LOB: 0 BB: 0 P: 3	R: 0 E: 0 K: 1 S: 9	H: 1 LOB: 1 BB: 0 P: 4	R: 0 E: 0 K: 0 S: 3	H: 0 LOB: 0 BB: 0 P: 3	R: 0 E: 0 K: 2 S: 8	H: 0 LOB: 0 BB: 0 P: 3	R: 0 E: 0 K: 2 S: 8	H: 1 LOB: 1 BB: 0 P: 8	1B: 10 2B: 0 3B: 0 HR: 0	SF: 0 SAC: 1 DP: 1 HBP: 0	WP: 0 PA: 40 PB: 1 SB: 1 CS: 0
PITCHER	IP 5.2	WLS L	BF 25	H 8	R 4	ER 4	SO 2	BB 1	IBB 0	HBP 0	BLK 0	WP 0	HR 0	S 28	P 32	ERA 6.35	WHIP 1.588		
PITCHER	IP 6.1	WLS W	BF 15	H 2	R 0	ER 0	SO 2	BB 0	IBB 0	HBP 0	BLK 0	WP 0	HR 0	S 19	P 19	ERA 0.00	WHIP 0.462		

Atlanta Braves @ Pittsburgh Pirates
Forbes Field, Pittsburgh, PA
Tue Jul 30 1968, 7:05 PM EDT
Att. 11,624 - Unknown

AB	38
R	4
H	10
RBI	4
BB	1
SO	4
LOB	11



Batter	1	2	3	4	5	6	7	8	9	10	AB	R	H	RBI	BB	SO	LOB	BOTTOM			
Maury Wills, S (1,5) OBP: 0.337, SLG: 0.335	1B						4-3			K	5	1	4	1	0	1	0				
Gene Alley, R (1,6) OBP: 0.292, SLG: 0.309	G3					FC5-4				F8	4	1	1	0	0	0	2				
Matty Alou, L (1,8) OBP: 0.366, SLG: 0.393	G3					K				1B	5	1	1	1	0	1	2				
Donn Clendenon, R (1,3) OBP: 0.327, SLG: 0.385	1B					4-3				1B	5	1	4	2	0	1	1				
Manny Mota, R (1,7) OBP: 0.328, SLG: 0.323	1B					4-3				4-3	5	0	1	1	0	1	2				
Gary Kolb, L (1,9) OBP: 0.273, SLG: 0.344	P5					K				F9	3	0	0	0	0	1	3				
Roberto Clemente, R (8,9) OBP: 0.333, SLG: 0.470						F8				4-3	1	0	0	0	0	0	0				
Bill Mazeroski, R (1,4) OBP: 0.295, SLG: 0.290	5-3					G3				F8	4	1	1	0	0	0	2				
Carl Taylor, R (1,2) OBP: 0.329, SLG: 0.258						6-3				6-3	3	0	0	0	0	0	0				
Jim Bunning, R (1,1) OBP: 0.103, SLG: 0.128						1-3				K	2	0	0	0	0	0	1				
Ron Kline, R (6,1)						F9				L1-3	2	0	0	0	0	1	0				
Inning Stats	R: 2 E: 1 K: 0 S: 7	H: 4 LOB: 2 BB: 0 P: 7	R: 0 E: 0 K: 0 S: 4	H: 1 LOB: 1 BB: 0 P: 4	R: 0 E: 0 K: 2 S: 8	H: 1 LOB: 1 BB: 0 P: 8	R: 1 E: 0 K: 0 S: 5	H: 2 LOB: 1 BB: 0 P: 5	R: 1 E: 0 K: 1 S: 6	H: 1 LOB: 0 BB: 0 P: 6	R: 0 E: 0 K: 1 S: 3	H: 0 LOB: 0 BB: 0 P: 3	R: 0 E: 0 K: 0 S: 3	H: 0 LOB: 0 BB: 0 P: 3	R: 0 E: 0 K: 2 S: 7	H: 0 LOB: 0 BB: 0 P: 7	R: 1 E: 0 K: 0 S: 4	H: 2 LOB: 2 BB: 0 P: 4	1B: 9 2B: 2 3B: 0 HR: 1	SF: 0 SAC: 2 DP: 0 HBP: 0	WP: 1 PA: 41 PB: 1 SB: 0 CS: 0
PITCHER	IP 9.2	WLS L	BF 41	H 12	R 5	ER 4	SO 6	BB 0	IBB 0	HBP 0	BLK 0	WP 1	HR 0	S 53	P 53	ERA 3.72	WHIP 1.241				
PITCHER	IP 6.1	WLS W	BF 15	H 2	R 0	ER 0	SO 2	BB 0	IBB 0	HBP 0	BLK 0	WP 0	HR 0	S 19	P 19	ERA 0.00	WHIP 0.462				

Atlanta Braves @ Pittsburgh Pirates
Forbes Field, Pittsburgh, PA
Tue Jul 30 1968, 7:05 PM EDT
Att. 11,624 - Unknown

AB	39
R	5
H	12
RBI	5
BB	0
SO	6
LOB	13



Batter	1	2	3	4	5	6	7	8	9	AB	R	H	RBI	BB	SO	LOB	TOP					
Felipe Alou, R OBP: 0.338, SLG: 0.397 (1, 8)										5	0	3	0	0	1	1	Atlanta Braves @ New York Mets Shea Stadium, Flushing, NY Wed Jul 31 1968, 7:05 PM EDT Att: 20,436 - Unknown					
Bob Johnson, R OBP: 0.315, SLG: 0.314 (1, 5)										4	1	1	0	1	1	4						
Hank Aaron, R OBP: 0.330, SLG: 0.481 (1, 9)										3	0	3	3	1	0	0						
Joe Torre, R OBP: 0.344, SLG: 0.414 (1, 2)										1	0	0	0	2	0	1						
Deron Johnson, R OBP: 0.283, SLG: 0.302 (1, 3)										4	0	0	0	0	2	9						
Tommie Aaron, R OBP: 0.320, SLG: 0.313 (1, 7)										4	0	0	0	0	1	0						
Felix Millan, R OBP: 0.317, SLG: 0.333 (1, 4)										4	0	0	0	0	0	0						
Marty Martinez, S OBP: 0.274, SLG: 0.226 (1, 6)										4	0	1	0	0	0	0						
Mitt Pappas, R OBP: 0.194, SLG: 0.138 Claude Raymond, R OBP: 0.143, SLG: 0.143 (8, 1)										2	2	0	0	1	1	1						
Inning Stats	R: 0 E: 0 K: 0 S: 3	H: 1 LOB: 2 BB: 1 P: 8	R: 0 E: 0 K: 0 S: 3	H: 0 LOB: 0 BB: 0 P: 3	R: 2 E: 0 K: 1 S: 6	H: 2 LOB: 0 BB: 1 P: 10	R: 0 E: 0 K: 1 S: 5	H: 0 LOB: 0 BB: 0 P: 5	R: 1 E: 0 K: 2 S: 10	H: 3 LOB: 3 BB: 1 P: 14	R: 0 E: 0 K: 1 S: 5	H: 0 LOB: 0 BB: 0 P: 5	R: 0 E: 0 K: 0 S: 6	H: 1 LOB: 3 BB: 2 P: 14	R: 0 E: 0 K: 0 S: 3	H: 0 LOB: 0 BB: 0 P: 3	R: 0 E: 0 K: 1 S: 5	H: 1 LOB: 0 BB: 0 P: 5	1B: 6 2B: 3 3B: 0 HR: 0	SF: 0 SAC: 0 DP: 2 HBP: 1	WP: 0 PB: 1 CS: 1	PA: 38
PITCHER Jerry Koosman, L ERA: 1.83 (1, 1)	IP: 9.0 WLS: L BF: 38 H: 8 R: 3 ER: 3 SO: 7 BB: 4 IBB: 1 HBP: 1 BLK: 0 WP: 0 HR: 0 S: 46 P: 67 ERA: 3.00 WHIP: 1.333															PITCHER						

Batter	1	2	3	4	5	6	7	8	9	AB	R	H	RBI	BB	SO	LOB	BOTTOM					
Bud Harrelson, S OBP: 0.256, SLG: 0.247 (1, 6)										5	0	1	0	0	0	0	Atlanta Braves @ New York Mets Shea Stadium, Flushing, NY Wed Jul 31 1968, 7:05 PM EDT Att: 20,436 - Unknown					
Larry Stahl, L OBP: 0.327, SLG: 0.340 (1, 8)										5	1	2	0	0	0	1						
Cleon Jones, R OBP: 0.318, SLG: 0.448 (1, 7)										3	1	0	0	0	0	1						
Ed Charles, R OBP: 0.356, SLG: 0.480 (1, 5)										3	0	1	0	1	0	3						
Ed Kranepool, L OBP: 0.292, SLG: 0.339 (1, 3)										3	0	1	1	0	1	1						
Ron Swoboda, R OBP: 0.335, SLG: 0.397 (1, 9)										3	0	1	1	1	1	1						
J.C. Martin, L OBP: 0.312, SLG: 0.283 (1, 2)										3	0	1	0	1	1	2						
Jerry Buchek, R OBP: 0.254, SLG: 0.252 (8, PH) Art Shamsky, L OBP: 0.274, SLG: 0.369 (8, PH) Al Weis, S OBP: 0.243, SLG: 0.218 (8, 4)										3	0	1	0	0	0	3						
Jerry Koosman, R OBP: 0.081, SLG: 0.082 Kevin Collins, L OBP: 0.246, SLG: 0.292 (8, PH)										3	0	0	0	0	3	2						
Inning Stats	R: 0 E: 1 K: 0 S: 4	H: 1 LOB: 1 BB: 0 P: 4	R: 0 E: 0 K: 1 S: 7	H: 2 LOB: 2 BB: 0 P: 7	R: 2 E: 0 K: 0 S: 6	H: 3 LOB: 3 BB: 1 P: 11	R: 0 E: 0 K: 1 S: 5	H: 0 LOB: 0 BB: 0 P: 5	R: 0 E: 0 K: 2 S: 7	H: 0 LOB: 1 BB: 1 P: 11	R: 0 E: 0 K: 1 S: 5	H: 0 LOB: 0 BB: 0 P: 5	R: 0 E: 0 K: 1 S: 3	H: 0 LOB: 0 BB: 0 P: 3	R: 0 E: 0 K: 1 S: 6	H: 1 LOB: 2 BB: 1 P: 10	R: 0 E: 0 K: 1 S: 5	H: 1 LOB: 0 BB: 0 P: 5	1B: 7 2B: 1 3B: 0 HR: 0	SF: 0 SAC: 1 DP: 1 HBP: 1	WP: 0 PB: 0 CS: 0	PA: 38
PITCHER Mitt Pappas, R ERA: 4.35 Claude Raymond, R ERA: 2.7 (8, 1)	IP: 7.1 WLS: W BF: 33 H: 7 R: 2 ER: 2 SO: 5 BB: 2 IBB: 1 HBP: 1 BLK: 0 WP: 0 HR: 0 S: 39 P: 52 ERA: 2.46 WHIP: 1.227															PITCHER						



Batter	1	2	3	4	5	6	7	8	9	AB	R	H	RBI	BB	SO	LOB	TOP				
Felipe Alou, R OBP: 0.340, SLG: 0.403 (1, 8)										4	2	2	0	1	1	1	Atlanta Braves @ New York Mets Shea Stadium, Flushing, NY Thu Aug 01 1968, 3:33 AM EDT Att: 18,580 - Unknown				
Wayne Causey, L OBP: 0.250, SLG: 0.174 Felix Millan, R OBP: 0.317, SLG: 0.332 (1, 4) (8, 4)										3	0	0	1	0	1	4					
Hank Aaron, R OBP: 0.326, SLG: 0.475 (1, 9)										5	1	0	1	0	1	0					
Joe Torre, R OBP: 0.342, SLG: 0.412 (1, 2)										4	0	1	1	0	0	0					
Tito Francona, L OBP: 0.413, SLG: 0.378 Deron Johnson, R OBP: 0.283, SLG: 0.302 (1, 3) (8, 3)										4	0	1	0	0	0	1					
Bob Johnson, R OBP: 0.323, SLG: 0.315 (1, 5)										3	0	1	0	1	0	1					
Mike Lum, L OBP: 0.283, SLG: 0.330 (1, 7)										4	0	1	0	0	1	3					
Marty Martinez, S OBP: 0.289, SLG: 0.235 (1, 6)										2	1	2	0	1	0	0					
Jim Britton, R OBP: 0.150, SLG: 0.150 Cecil Upshaw, R OBP: 0.200, SLG: 0.143 (1, 1) (1, 1)										0	0	0	0	0	0	0					
Inning Stats	R: 2 E: 1 K: 0 S: 7	H: 3 LOB: 2 BB: 0 P: 7	R: 2 E: 0 K: 2 S: 9	H: 2 LOB: 0 BB: 0 P: 9	R: 0 E: 0 K: 0 S: 3	H: 0 LOB: 1 BB: 1 P: 7	R: 0 E: 0 K: 0 S: 4	H: 1 LOB: 1 BB: 0 P: 4	R: 0 E: 0 K: 1 S: 5	H: 1 LOB: 2 BB: 2 P: 13	R: 0 E: 0 K: 0 S: 3	H: 0 LOB: 0 BB: 0 P: 3	R: 0 E: 0 K: 1 S: 6	H: 1 LOB: 1 BB: 0 P: 6	R: 0 E: 0 K: 2 S: 7	H: 0 LOB: 0 BB: 0 P: 7		1B: 5 2B: 3 3B: 0 HR: 0	SF: 1 SAC: 2 DP: 0 HBP: 1	WP: 3 PB: 0 CS: 0	PA: 39
PITCHER	IP	WLS	BF	H	R	ER	SO	BB	IBB	HBP	BLK	WP	HR	S	P	ERA	WHIP				
Don Cardwell, R ERA: 3.08 (1, 1)	5.1	L	26	7	4	4	2	2	0	1	0	3	0	27	36	6.75	1.688				
Cal Koonce, R ERA: 1.5 (6, 1)	1.2		6	0	0	0	1	0	1	0	0	0	0	7	11	0.00	0.000				
Ron Taylor, R ERA: 3.45 (8, 1)	2.0		7	1	0	0	3	0	0	0	0	0	0	13	13	0.00	0.500				

AB	32
R	4
H	8
RBI	3
BB	3
SO	6
LOB	12



Batter	1	2	3	4	5	6	7	8	9	AB	R	H	RBI	BB	SO	LOB	BOTTOM				
Jerry Buchek, R OBP: 0.254, SLG: 0.246 (1, 4)										3	1	0	0	1	0	1	Atlanta Braves @ New York Mets Shea Stadium, Flushing, NY Thu Aug 01 1968, 3:33 AM EDT Att: 18,580 - Unknown				
Larry Stahl, L OBP: 0.339, SLG: 0.327 (1, 8)										2	1	0	0	2	0	0					
Cleon Jones, R OBP: 0.320, SLG: 0.455 (1, 7)										4	0	2	0	0	0	1					
Ed Kranepool, L OBP: 0.295, SLG: 0.339 (1, 3)										3	0	1	2	1	0	1					
Ron Swoboda, R OBP: 0.334, SLG: 0.395 (1, 9)										4	0	1	0	0	0	2					
Jerry Grote, R OBP: 0.355, SLG: 0.340 (1, 2)										4	0	0	0	0	1	4					
Kevin Collins, L OBP: 0.246, SLG: 0.291 (1, 5)										4	0	1	0	0	0	2					
Al Weis, S OBP: 0.244, SLG: 0.219 Art Shamsky, L OBP: 0.275, SLG: 0.368 (9, PH)										3	0	1	0	0	0	1					
Don Cardwell, R OBP: 0.050, SLG: 0.125 Cal Koonce, R (6, 1)										2	0	0	0	0	2	1					
Don Bosch, S OBP: 0.233, SLG: 0.264 Ron Taylor, R (8, 1)										0	0	0	0	0	0	0					
Inning Stats	R: 2 E: 0 K: 0 S: 5	H: 2 LOB: 2 BB: 2 P: 13	R: 0 E: 0 K: 1 S: 5	H: 1 LOB: 0 BB: 0 P: 5	R: 0 E: 0 K: 0 S: 3	H: 1 LOB: 2 BB: 2 P: 11	R: 0 E: 0 K: 1 S: 5	H: 0 LOB: 0 BB: 0 P: 5	R: 0 E: 0 K: 0 S: 4	H: 1 LOB: 1 BB: 0 P: 4	R: 0 E: 0 K: 1 S: 6	H: 1 LOB: 1 BB: 0 P: 6	R: 0 E: 0 K: 0 S: 3	H: 0 LOB: 0 BB: 0 P: 3	R: 0 E: 0 K: 0 S: 3	H: 0 LOB: 0 BB: 0 P: 3	1B: 5 2B: 0 3B: 1 HR: 0	SF: 0 SAC: 0 DP: 2 HBP: 0	WP: 0 PB: 0 CS: 0	PA: 35	
PITCHER	IP	WLS	BF	H	R	ER	SO	BB	IBB	HBP	BLK	WP	HR	S	P	ERA	WHIP				
Jim Britton, R ERA: 2.8 (1, 1)	0.0		4	2	2	2	0	2	0	0	0	0	0	2	10	∞	∞				
Cecil Upshaw, R ERA: 2.04 (1, 1)	9.0	W	31	4	0	0	3	2	0	0	0	0	0	35	43	0.00	0.667				




Batter	1	2	3	4	5	6	7	8	9	AB	R	H	RBI	BB	SO	LOB	TOP					
Pete Rose, S OBP: 0.397, SLG: 0.449 (1, 9)	0-0 3-1		0-3 K			0-0 FC1-6		0-0 1-3		4	0	0	0	0	1	1	Cincinnati Reds @ Atlanta Braves Atlanta Stadium, Atlanta, GA Sat Aug 03 1968, 7:05 PM EDT Unknown					
Vada Pinson, L OBP: 0.313, SLG: 0.395 (1, 8)	0-0 1B			0-0 P1		0-0 FC4-6		0-0 1B	0-0 G1-6-3	4	0	2	0	0	0	1						
Mack Jones, L OBP: 0.359, SLG: 0.409 (1, 7)	0-0 F7			0-3 K		0-0 F7		0-0 G1-6-3	0-0 G1-6-3	4	0	0	0	0	1	3						
Lee May, R OBP: 0.340, SLG: 0.471 (1, 3)	0-3 K			0-0 2B		0-0 1B		0-0 2B	0-0 6-3	4	0	2	0	0	1	1						
Johnny Bench, R OBP: 0.313, SLG: 0.433 (1, 2)		0-0 1B		0-0 2B		0-0 1B		0-0 1B		3	0	3	0	0	0	0						
Tony Perez, R OBP: 0.324, SLG: 0.392 (1, 5)		0-0 G6-4-3			0-0 5-3		0-0 P2-4-5-1			3	0	0	0	0	0	3						
Giraldo Ruiz, S OBP: 0.300, SLG: 0.262 (1, 4)		0-3 K			0-0 P6		0-0 F7			3	0	0	0	0	1	1						
Woody Woodward, R OBP: 0.272, SLG: 0.236 (8, PH)			0-0 6-3		0-0 6-3			0-0 F9		0	0	0	0	0	0	0						
Alex Johnson, R OBP: 0.345, SLG: 0.386 (8, 6)										1	0	0	0	0	0	0						
Leo Cardenas, R OBP: 0.275, SLG: 0.261 (8, 6)										0	0	0	0	0	0	0						
George Culver, R OBP: 0.104, SLG: 0.125 (1, 1)		0-0 B1				0-0 FC1-6		0-3 K		3	0	1	0	0	1	0						
Inning Stats	R: 0 E: 0 K: 1 S: 6	H: 1 LOB: 1 BB: 0 P: 6	R: 0 E: 0 K: 1 S: 5	H: 1 LOB: 0 BB: 0 P: 5	R: 0 E: 0 K: 1 S: 5	H: 0 LOB: 0 BB: 0 P: 5	R: 0 E: 0 K: 1 S: 6	H: 2 LOB: 2 BB: 0 P: 6	R: 0 E: 0 K: 0 S: 3	H: 0 LOB: 0 BB: 0 P: 3	R: 0 E: 0 K: 0 S: 4	H: 1 LOB: 1 BB: 0 P: 4	R: 0 E: 0 K: 0 S: 4	H: 2 LOB: 1 BB: 0 P: 4	R: 0 E: 0 K: 1 S: 5	H: 0 LOB: 0 BB: 0 P: 5	R: 0 E: 0 K: 0 S: 3	H: 1 LOB: 0 BB: 0 P: 3	1B: 6 2B: 3 3B: 0 HR: 0	SF: 0 SAC: 0 DP: 3 HBP: 0	WP: 0 PB: 0 SB: 1 CS: 1	PA: 31
PITCHER Ron Reed, R ERA: 2.81 (1, 1)	IP: 9.0 WLS: W BF: 31	H: 8 R: 0 ER: 0 SO: 5	BB: 0 IBB: 0 HBP: 0 BLK: 0	WP: 0 HR: 0 S: 41 P: 41	ERA: 0.00 WHIP: 0.889											ERA: 0.00 WHIP: 0.889						

Batter	1	2	3	4	5	6	7	8	9	AB	R	H	RBI	BB	SO	LOB	BOTTOM				
Felipe Alou, R OBP: 0.344, SLG: 0.407 (1, 8)	0-0 F7		4-0 S			0-0 2B		0-0 CS		3	0	2	1	1	0	0	Cincinnati Reds @ Atlanta Braves Atlanta Stadium, Atlanta, GA Sat Aug 03 1968, 7:05 PM EDT Unknown				
Felix Milten, R OBP: 0.316, SLG: 0.331 (1, 4)	0-0 S		0-3 K			0-0 5-3		0-0 1-3		4	0	1	0	0	1	3					
Hank Aaron, R OBP: 0.324, SLG: 0.472 (1, 9)	0-3 K			0-0 6-3		0-0 5-3				3	0	0	0	0	1	2					
Joe Torre, R OBP: 0.342, SLG: 0.409 (1, 2)	0-0 L6			4-0 BB		0-0 P3				2	0	0	0	1	0	1					
Tito Francona, L OBP: 0.412, SLG: 0.377 (9, 3)		0-0 G4-6-3		0-0 G4-6-3		0-0 6-3				3	0	1	0	0	0	1					
Deron Johnson, R OBP: 0.283, SLG: 0.302 (9, 3)					0-0 G4-6-3					0	0	0	0	0	0	0					
Bob Johnson, R OBP: 0.323, SLG: 0.315 (1, 5)		0-0 G4-6-3			0-0 6-3		0-0 1B			3	0	1	0	0	0	1					
Mike Lum, L OBP: 0.256, SLG: 0.322 (1, 7)		0-0 4-3			0-0 F7		0-0 4-3			3	0	0	0	0	0	1					
Marty Martinez, S OBP: 0.289, SLG: 0.232 (1, 6)			0-0 6-3		0-0 F7			4-0 SH1-4		2	1	0	0	1	0	0					
Ron Reed, R OBP: 0.188, SLG: 0.152 (1, 1)			0-0 F9			0-3 K		0-0 SH1-4		2	0	0	0	0	1	0					
Inning Stats	R: 0 E: 0 K: 1 S: 6	H: 1 LOB: 1 BB: 0 P: 6	R: 0 E: 0 K: 0 S: 3	H: 1 LOB: 0 BB: 0 P: 3	R: 0 E: 0 K: 1 S: 5	H: 0 LOB: 1 BB: 1 P: 9	R: 0 E: 0 K: 0 S: 2	H: 0 LOB: 0 BB: 1 P: 6	R: 0 E: 0 K: 0 S: 3	H: 0 LOB: 0 BB: 0 P: 3	R: 0 E: 0 K: 1 S: 6	H: 1 LOB: 1 BB: 0 P: 6	R: 0 E: 0 K: 0 S: 4	H: 1 LOB: 1 BB: 0 P: 4	R: 1 E: 0 K: 0 S: 3	H: 1 LOB: 0 BB: 1 P: 7	1B: 4 2B: 1 3B: 0 HR: 0	SF: 0 SAC: 1 DP: 2 HBP: 0	WP: 0 PB: 0 SB: 2 CS: 1	PA: 29	
PITCHER George Culver, R ERA: 2.75 (1, 1)	IP: 8.0 WLS: L BF: 29	H: 5 R: 1 ER: 1 SO: 3	BB: 3 IBB: 0 HBP: 0 BLK: 0	WP: 0 HR: 0 S: 32 P: 44	ERA: 1.12 WHIP: 1.000											ERA: 1.12 WHIP: 1.000					


Batter	1	2	3	4	5	6	7	8	9	AB	R	H	RBI	BB	SO	LOB	TOP					
Pete Rose, S OBP: 0.386, SLG: 0.449 (1, 9)	F7		K 2B	K			P6			4	0	1	0	0	1	2	Cincinnati Reds @ Atlanta Braves Atlanta Stadium, Atlanta, GA Sat Aug 03 1968, 7:05 PM EDT Att: 23,961 - Unknown					
Vada Pinson, L OBP: 0.310, SLG: 0.390 (1, 8)	K		F8		F9			3-1		4	0	0	0	0	1	1						
Alex Johnson, R OBP: 0.349, SLG: 0.399 (1, 7)	E4 1B			2B 3B	K			1B 3B		4	2	3	0	0	1	0						
Lee May, R OBP: 0.342, SLG: 0.474 (1, 3)	K			1B 2B	5-3			G6-4-3 1B		4	1	2	2	0	1	1						
Tommy Helms, R OBP: 0.326, SLG: 0.387 (1, 4)		F9		1B 1B		5-3		G6-4-3 1B		4	1	1	1	0	0	1						
Tony Perez, R OBP: 0.326, SLG: 0.401 (1, 5)	F9			1B 1B		P3			HR	4	1	2	1	0	0	0						
Pat Corrales, R OBP: 0.176, SLG: 0.176 (1, 2)				G1-2-3 1B		6-3			K	3	0	1	1	0	0	0						
Clay Carroll, R OBP: 0.154, SLG: 0.154 (6, 1)	P2			G1-2-3 1B					K	0	0	0	0	0	0	0						
Leo Cardenas, R OBP: 0.274, SLG: 0.258 (1, 6)			P4	G1-2-3 1B			6-3		F9	3	0	0	0	0	0	0						
Gary Nolan, R OBP: 0.269, SLG: 0.273 (1, 1)			F8				P6		P2	0	0	0	0	0	0	0						
Jay Ritchie, R OBP: 0.312, SLG: 0.431 (2, 1)			F8	G1-2-3					P2	2	0	0	0	0	0	3						
Johnny Bench, R OBP: 0.312, SLG: 0.431 (6, 2)			F8	G1-2-3					P2	2	0	0	0	0	0	0						
Inning Stats	R: 0 E: 1 K: 2 S: 8	H: 1 LOB: 1 BB: 0 P: 8	R: 0 E: 0 K: 0 S: 3	H: 0 LOB: 0 BB: 0 P: 3	R: 0 E: 0 K: 0 S: 4	H: 1 LOB: 1 BB: 0 P: 4	R: 3 E: 0 K: 1 S: 9	H: 5 LOB: 2 BB: 0 P: 10	R: 0 E: 0 K: 1 S: 5	H: 0 LOB: 0 BB: 0 P: 5	R: 0 E: 0 K: 0 S: 3	H: 0 LOB: 0 BB: 0 P: 3	R: 0 E: 0 K: 0 S: 3	H: 0 LOB: 0 BB: 0 P: 3	R: 1 E: 0 K: 0 S: 4	H: 2 LOB: 0 BB: 0 P: 4	R: 1 E: 0 K: 1 S: 6	H: 1 LOB: 0 BB: 0 P: 6	1B: 5 2B: 2 3B: 2 HR: 1	SF: 0 SAC: 0 DP: 2 HBP: 1	WP: 0 PB: 0 SB: 0 CS: 0	PA: 36
PITCHER	IP WLS BF H R ER SO BB IBB HBP BLK WP HR S P ERA WHIP																					
Pat Jarvis, R ERA: 2.47 (1, 1)	3.0	15	6	3	3	2	0	0	0	0	0	0	0	19	19	9.00	2.000					
Ken Johnson, R ERA: 3.17 (4, 1)	6.0	L 21	4	2	2	3	0	0	1	0	0	1	26	27	3.00	0.667						

AB	34
R	5
H	10
RBI	5
BB	0
SO	4
LOB	8



Batter	1	2	3	4	5	6	7	8	9	AB	R	H	RBI	BB	SO	LOB	BOTTOM					
Felix Millan, R OBP: 0.313, SLG: 0.328 (1, 4)	P3		L3-6		P4			5-3		4	0	0	0	0	0	1	Cincinnati Reds @ Atlanta Braves Atlanta Stadium, Atlanta, GA Sat Aug 03 1968, 7:05 PM EDT Att: 23,961 - Unknown					
Tito Francona, L OBP: 0.405, SLG: 0.372 (1, 7)	F8		5-3			2B BB		6-3		3	1	0	0	1	0	0						
Felipe Alou, R OBP: 0.345, SLG: 0.410 (1, 8)	1B			P6		G3 2B		4-3		4	1	2	1	0	0	0						
Joe Torre, R OBP: 0.341, SLG: 0.406 (1, 3)	1B			6-3		G3			K	4	0	1	1	0	1	1						
Bob Johnson, R OBP: 0.320, SLG: 0.313 (1, 5)	L6			3B 1B		P2			6-3	4	1	1	0	0	0	2						
Mike Lum, L OBP: 0.264, SLG: 0.353 (1, 9)		F9		3B		G3			2B	4	0	2	1	0	0	1						
Bob Tillman, R OBP: 0.240, SLG: 0.279 (1, 2)		P4		6-3			1-3		K	3	0	0	0	0	0	1						
Hank Aaron, R OBP: 0.323, SLG: 0.471 (9, PH)		P4		6-3					K	1	0	0	0	0	1	1						
Marty Martinez, S OBP: 0.285, SLG: 0.228 (1, 6)		F9			P5		5-3			3	0	0	0	0	0	0						
Pat Jarvis, R OBP: 0.180, SLG: 0.186 (1, 1)				L3-6 2B		K			K	1	0	1	0	0	0	0						
Ken Johnson, R OBP: 0.139, SLG: 0.143 (4, 1)									K	2	0	0	0	0	2	0						
Inning Stats	R: 1 E: 0 K: 0 S: 5	H: 2 LOB: 1 BB: 0 P: 5	R: 0 E: 0 K: 0 S: 3	H: 0 LOB: 0 BB: 0 P: 3	R: 0 E: 0 K: 0 S: 3	H: 1 LOB: 0 BB: 0 P: 3	R: 1 E: 0 K: 0 S: 5	H: 2 LOB: 1 BB: 0 P: 5	R: 0 E: 0 K: 1 S: 5	H: 0 LOB: 0 BB: 0 P: 5	R: 1 E: 0 K: 0 S: 4	H: 1 LOB: 1 BB: 1 P: 8	R: 0 E: 0 K: 1 S: 5	H: 0 LOB: 0 BB: 0 P: 5	R: 0 E: 0 K: 0 S: 3	H: 0 LOB: 0 BB: 0 P: 3	R: 0 E: 0 K: 2 S: 8	H: 1 LOB: 1 BB: 0 P: 8	1B: 3 2B: 4 3B: 1 HR: 0	SF: 0 SAC: 0 DP: 1 HBP: 0	WP: 0 PB: 0 SB: 1 CS: 0	PA: 34
PITCHER	IP WLS BF H R ER SO BB IBB HBP BLK WP HR S P ERA WHIP																					
Gary Nolan, R ERA: 2.58 (1, 1)	1.0	5	2	1	1	0	0	0	0	0	0	0	0	16	16	2.25	0.750					
Jay Ritchie, R ERA: 3.55 (2, 1)	4.0	14	3	1	1	1	0	0	0	0	0	0	20	24	2.25	0.750						
Clay Carroll, R ERA: 2.76 (6, 1)	4.0	W 15	2	1	1	3	1	0	0	0	0	0	20	24	2.25	0.750						

AB	33
R	3
H	7
RBI	3
BB	1
SO	4
LOB	7



Batter	1	2	3	4	5	6	7	8	9	AB	R	H	RBI	BB	SO	LOB	TOP			
Don Kessinger, S (1, 6) OBP: 0.300, SLG: 0.306										4	0	1	0	0	1	3	Chicago Cubs @ Atlanta Braves Atlanta Stadium, Atlanta, GA Mon Aug 05 1968, 7:05 PM EDT Att: 10,908 - Unknown - 80 F			
Glenn Beckert, R (1, 4) OBP: 0.308, SLG: 0.353										4	0	0	0	0	0	1				
Billy Williams, L (1, 7) OBP: 0.326, SLG: 0.452										4	0	0	0	0	1	1				
Ron Santo, R (1, 5) OBP: 0.365, SLG: 0.426										4	0	1	0	0	1	1				
14 Ernie Banks, R (1, 3) OBP: 0.304, SLG: 0.466										4	1	2	1	0	0	0				
Randy Hundley, R (1, 2) OBP: 0.290, SLG: 0.307										4	0	1	0	0	1	0				
Jim Hickman, R (1, 9) OBP: 0.273, SLG: 0.336										2	0	0	0	1	0	0				
Adolfo Phillips, R (1, 8) OBP: 0.320, SLG: 0.383										3	0	1	0	0	0	0				
Gary Ross, R (1, 1) OBP: 0.111, SLG: 0.111										0	0	0	0	0	0	0				
Bill Stoneman, R (1, 1) OBP: 0.200, SLG: 0.200										2	0	0	0	0	2	3				
Jack Lamabe, R (6, 1) OBP: 0.344, SLG: 0.381										0	0	0	0	0	0	0				
Al Spangler, L (7, PH) OBP: 0.344, SLG: 0.381										1	0	0	0	0	0	0				
John Upham, L (7, 1)										0	0	0	0	0	0	0				
Inning Stats	R: 0 E: 0 K: 0 S: 4	H: 1 LOB: 1 BB: 0 P: 4	R: 0 E: 0 K: 2 S: 9	H: 2 LOB: 3 BB: 1 P: 13	R: 0 E: 0 K: 1 S: 6	H: 2 LOB: 2 BB: 0 P: 6	R: 0 E: 0 K: 1 S: 5	H: 0 LOB: 0 BB: 0 P: 5	R: 0 E: 0 K: 1 S: 5	H: 0 LOB: 0 BB: 0 P: 5	R: 1 E: 0 K: 0 S: 4	H: 1 LOB: 0 BB: 0 P: 4	R: 0 E: 0 K: 0 S: 3	H: 0 LOB: 0 BB: 0 P: 3	R: 0 E: 0 K: 1 S: 5	H: 0 LOB: 0 BB: 0 P: 5		1B: 4 2B: 1 3B: 0 HR: 1	SF: 0 SAC: 0 DP: 0 HBP: 0	WP: 0 PB: 0 CS: 0
PITCHER	IP WLS BF H R ER SO BB IBB HBP BLK WP HR S P ERA WHIP																			
Mitt Pappas, R (1, 1) ERA: 4.1	9.0 W 33 6 1 1 6 1 0 0 0 0 1 44 48 1.00 0.778																			

AB	32
R	1
H	6
RBI	1
BB	1
SO	6
LOB	9



Batter	1	2	3	4	5	6	7	8	9	AB	R	H	RBI	BB	SO	LOB	BOTTOM				
Felipe Alou, R (1, 8) OBP: 0.350, SLG: 0.418										4	2	3	0	0	1	1	Chicago Cubs @ Atlanta Braves Atlanta Stadium, Atlanta, GA Mon Aug 05 1968, 7:05 PM EDT Att: 10,908 - Unknown - 80 F				
Mike Lum, L (1, 7) OBP: 0.274, SLG: 0.357										4	0	2	1	0	1	0					
Hank Aaron, R (1, 9) OBP: 0.323, SLG: 0.469										4	0	1	0	0	0	3					
Joe Torre, R (1, 2) OBP: 0.343, SLG: 0.404										3	1	1	0	1	1	0					
Tito Francona, L (1, 3) OBP: 0.416, SLG: 0.373										3	1	1	0	1	0	0					
Deron Johnson, R (8, 3) OBP: 0.283, SLG: 0.302										0	0	0	0	0	0	0					
Bob Johnson, R (1, 5) OBP: 0.327, SLG: 0.311										2	0	0	1	1	0	3					
Felix Millan, R (1, 4) OBP: 0.318, SLG: 0.332										4	1	3	0	0	0	0					
Marty Martinez, S (1, 6) OBP: 0.273, SLG: 0.218										4	0	0	0	0	1	5					
Mitt Pappas, R (1, 1) OBP: 0.200, SLG: 0.242										4	1	1	3	0	1	1					
Inning Stats	R: 1 E: 0 K: 0 S: 4	H: 2 LOB: 2 BB: 2 P: 12	R: 0 E: 0 K: 1 S: 6	H: 1 LOB: 1 BB: 0 P: 6	R: 0 E: 0 K: 2 S: 7	H: 0 LOB: 0 BB: 0 P: 7	R: 0 E: 0 K: 0 S: 3	H: 1 LOB: 1 BB: 1 P: 7	R: 0 E: 1 K: 1 S: 6	H: 2 LOB: 1 BB: 0 P: 6	R: 5 E: 0 K: 1 S: 11	H: 6 LOB: 1 BB: 0 P: 11	R: 0 E: 0 K: 0 S: 3	H: 0 LOB: 0 BB: 0 P: 3	R: 0 E: 0 K: 0 S: 3	H: 0 LOB: 0 BB: 0 P: 3		1B: 9 2B: 3 3B: 0 HR: 1	SF: 1 SAC: 0 DP: 3 HBP: 0	WP: 2 PB: 0 CS: 0	PA: 36
PITCHER	IP WLS BF H R ER SO BB IBB HBP BLK WP HR S P ERA WHIP																				
Gary Ross, R (1, 1) ERA: 4.41	0.1																				
Bill Stoneman, R (1, 1) ERA: 4.57	4.2 L 19 6 2 2 4 2 0 0 0 0 0 0 25 33 3.86 1.714																				
Jack Lamabe, R (6, 1) ERA: 4.58	1.0 7 4 3 3 1 0 0 0 0 0 0 1 9 9 27.00 4.000																				
John Upham, L (7, 1) ERA:	2.0 6 0 0 0 0 0 0 0 0 0 0 0 6 6 0.00 0.000																				



Batter	1	2	3	4	5	6	7	8	9	AB	R	H	RBI	BB	SO	LOB	TOP						
Don Kessinger, S OBP: 0.301, SLG: 0.310		4-3		SH1-3	F8		K			5	1	2	0	0	1	4	Chicago Cubs @ Atlanta Braves Atlanta Stadium, Atlanta, GA Tue Aug 06 1968, 7:05 PM EDT Att: 10,602 - Unknown - 90 F						
Glenn Beckert, R OBP: 0.307, SLG: 0.352		6-3		SH1-3			1-3			4	1	1	0	0	0	3							
Billy Williams, L OBP: 0.324, SLG: 0.449		4-3		6-3			FC4-6			5	1	1	1	0	0	2							
Ron Santo, R OBP: 0.368, SLG: 0.423				1B, 1B	F8			5-3		2	0	0	0	3	0	1							
14 Ernie Banks, R OBP: 0.300, SLG: 0.459	K			L7	5-3		P4			5	0	0	0	0	1	6							
Dick Nen, L OBP: 0.192, SLG: 0.310	K			L9			4-3			0	0	0	0	0	0	0							
Al Spangler, L OBP: 0.341, SLG: 0.388	SF			L9				5-3		3	1	1	1	0	0	3							
Jim Hickman, R OBP: 0.271, SLG: 0.333					2B					1	0	0	0	0	0	0							
Randy Hundley, R OBP: 0.294, SLG: 0.314				1B	SH2		1B, SH1-3			5	0	3	2	0	0	2							
Adolfo Phillips, R OBP: 0.322, SLG: 0.384				1B	SH2		SH1-3			4	0	2	0	0	0	3							
Joe Niekro, R OBP: 0.160, SLG: 0.125	K			F9	SH2					3	0	1	0	0	1	6							
Phil Regan, R OBP: 0.200, SLG: 0.267	K				SH2					0	0	0	0	0	0	0							
Inning Stats	R: 3 E: 3 K: 2 S: 12	H: 2 LOB: 3 P: 16	R: 0 E: 0 K: 0 S: 3	H: 0 LOB: 0 BB: 0 P: 3	R: 0 E: 0 K: 0 S: 5	H: 2 LOB: 3 BB: 1 P: 9	R: 0 E: 0 K: 0 S: 4	H: 1 LOB: 1 BB: 0 P: 4	R: 1 E: 0 K: 0 S: 6	H: 3 LOB: 2 BB: 0 P: 6	R: 0 E: 0 K: 0 S: 4	H: 1 LOB: 2 BB: 1 P: 8	R: 0 E: 0 K: 1 S: 7	H: 2 LOB: 0 BB: 0 P: 7	R: 0 E: 0 K: 0 S: 3	H: 0 LOB: 0 BB: 0 P: 3		R: 0 E: 0 K: 0 S: 3	H: 0 LOB: 0 BB: 0 P: 3	1B: 8 2B: 3 3B: 0 HR: 0	SF: 1 SAC: 3 DP: 0 HBP: 0	WP: 0 PB: 0 SB: 0 CS: 0	PA: 44
PITCHER	IP WLS BF H R ER SO BB IBB HBP BLK WP HR S P ERA WHIP																						
Pat Jarvis, R ERA: 2.51	(1, 1) 4.1 L 25 7 4 2 2 2 2 0 0 0 0 0 0 27 35 4.15 2.077																						
Jim Britton, R ERA: 2.57	(5, 1) 2.2 13 4 0 0 1 1 0 0 0 0 0 0 14 18 0.00 1.875																						
Dick Kelley, L ERA: 2.97	(8, 1) 2.0 6 0 0 0 0 0 0 0 0 0 0 0 6 6 0.00 0.000																						

Batter	1	2	3	4	5	6	7	8	9	AB	R	H	RBI	BB	SO	LOB	BOTTOM			
Felipe Alou, R OBP: 0.355, SLG: 0.428					L7					4	1	3	1	1	0	2	Chicago Cubs @ Atlanta Braves Atlanta Stadium, Atlanta, GA Tue Aug 06 1968, 7:05 PM EDT Att: 10,602 - Unknown - 90 F			
Mike Lum, L OBP: 0.264, SLG: 0.343				FC6-4	F5			HR		5	0	0	0	0	0	5				
Hank Aaron, R OBP: 0.328, SLG: 0.481										4	2	4	1	0	0	0				
Joe Torre, R OBP: 0.342, SLG: 0.402					6-3			1B		4	0	1	0	0	0	3				
Tito Francona, L OBP: 0.421, SLG: 0.384										4	0	3	1	0	0	0				
Felix Milan, R OBP: 0.317, SLG: 0.329	K				G6-3					3	0	0	0	1	2	2				
Bob Johnson, R OBP: 0.325, SLG: 0.308										4	0	1	0	0	0	3				
Marty Martinez, S OBP: 0.273, SLG: 0.218					1-3					4	0	1	0	0	0	0				
Pat Jarvis, R OBP: 0.177, SLG: 0.183					4-3					1	0	0	0	0	0	0				
Jim Britton, R OBP: 0.143, SLG: 0.143										1	0	0	0	0	0	2				
Wayne Causey, L OBP: 0.245, SLG: 0.197										1	0	0	0	0	0	0				
Dick Kelley, R OBP: 0.182, SLG: 0.053										0	0	0	0	0	0	0				
Tommie Aaron, R OBP: 0.317, SLG: 0.310										1	0	0	0	0	0	0				
Inning Stats	R: 0 E: 0 K: 0 S: 3	H: 1 LOB: 1 P: 7	R: 0 E: 0 K: 1 S: 5	H: 0 LOB: 0 BB: 0 P: 5	R: 0 E: 0 K: 0 S: 4	H: 1 LOB: 1 BB: 0 P: 4	R: 1 E: 0 K: 0 S: 4	H: 2 LOB: 0 BB: 0 P: 4	R: 0 E: 0 K: 1 S: 6	H: 2 LOB: 1 BB: 0 P: 6	R: 0 E: 0 K: 0 S: 3	H: 0 LOB: 0 BB: 0 P: 3	R: 2 E: 0 K: 0 S: 6	H: 4 LOB: 2 BB: 1 P: 10	R: 0 E: 0 K: 0 S: 4	H: 1 LOB: 1 BB: 0 P: 4		1B: 10 2B: 1 3B: 0 HR: 2	SF: 0 SAC: 0 DP: 4 HBP: 0	WP: 0 PB: 0 SB: 0 CS: 0
PITCHER	IP WLS BF H R ER SO BB IBB HBP BLK WP HR S P ERA WHIP																			
Joe Niekro, R ERA: 4.21	(1, 1) 7.0 W 28 9 2 2 2 2 1 0 0 0 0 0 0 31 35 2.57 1.429																			
Phil Regan, R ERA: 1.92	(8, 1) 2.0 S 10 4 1 1 0 0 0 1 0 0 0 0 0 9 13 4.50 2.000																			

Batter	1	2	3	4	5	6	7	8	9	AB	R	H	RBI	BB	SO	LOB	TOP	
Don Kessinger, S OBP: 0.299, SLG: 0.307 (1, 6)	E5 4-3		K		K			G3		4	0	0	0	0	2	0	Chicago Cubs @ Atlanta Braves Atlanta Stadium, Atlanta, GA Wed Aug 07 1968, 7:05 PM EDT Att: 8,432 - Unknown - 90 F	
Glenn Beckert, R OBP: 0.305, SLG: 0.349 (1, 4)	4-3 1-2		F7		6-3			P6		4	0	0	0	0	0	1		
Billy Williams, L John Upham, L (1, 7) (8, 7)	BB		1B		4-3			4-3		3	0	1	0	1	0	0		
Ron Santo, R OBP: 0.364, SLG: 0.419 (1, 5)	K		F9		P4			F9		4	0	0	0	0	1	3		
14 Ernie Banks, R OBP: 0.299, SLG: 0.465 (1, 3)	F7		F9		F7			HR		4	1	1	1	0	0	2		
Randy Hundley, R John Felske, R (1, 2) (7, 2)	F8		F9		F9			P5		3	0	0	0	0	0	0		
Jim Hickman, R OBP: 0.285, SLG: 0.379 (1, 9)	F7		2B		HR			FC5-4 1B		4	1	3	1	0	0	0		
Adolfo Phillips, R OBP: 0.321, SLG: 0.386 (1, 8)	2B		K		5-3			FC5-4 1-2		4	0	1	0	0	1	2		
Ken Holtzman, R OBP: 0.123, SLG: 0.140 (1, 1)	K		F9		6-3					1	0	0	0	0	1	1		
Jose Arcia, R OBP: 0.224, SLG: 0.308 (5, PH)										1	0	0	0	0	0	0		
Jack Lamabe, R OBP: 0.200, SLG: 0.200 (5, 1)										0	0	0	0	0	0	0		
Lee Elia, R OBP: 0.125, SLG: 0.125 (7, PH)										1	0	0	0	0	0	0		
Gary Ross, R OBP: 0.111, SLG: 0.111 (7, 1)										0	0	0	0	0	0	0		
Inning Stats	R: 0 E: 1 K: 1 S: 6	H: 0 LOB: 2 BB: 1 P: 10	R: 0 E: 0 K: 1 S: 6	H: 1 LOB: 1 BB: 0 P: 6	R: 0 E: 0 K: 1 S: 6	H: 1 LOB: 1 BB: 0 P: 6	R: 0 E: 0 K: 0 S: 5	H: 0 LOB: 0 BB: 0 P: 5	R: 1 E: 0 K: 0 S: 4	H: 1 LOB: 0 BB: 0 P: 4	R: 0 E: 0 K: 0 S: 3	H: 0 LOB: 0 BB: 0 P: 3	R: 1 E: 0 K: 0 S: 5	H: 2 LOB: 1 BB: 0 P: 5	1B: 2 2B: 2 3B: 0 HR: 2	SF: 0 SAC: 0 DP: 0 HBP: 0		WP: 0 PB: 0 SB: 0 CS: 0
PITCHER George Stone, L ERA: 2.33 (1, 1)	IP: 9.0 WLS: W BF: 35 H: 6 R: 2 ER: 2 SO: 5 BB: 1 IBB: 0 HBP: 0 BLK: 0 WP: 0 HR: 2 S: 44 P: 48 ERA: 2.00 WHIP: 0.778																	

Batter	1	2	3	4	5	6	7	8	9	AB	R	H	RBI	BB	SO	LOB	BOTTOM		
Felipe Alou, R OBP: 0.355, SLG: 0.427 (1, 8)	F8	E9 1B		P6		F7	FC5 WP 1-2 3H			5	0	2	2	0	0	2	Chicago Cubs @ Atlanta Braves Atlanta Stadium, Atlanta, GA Wed Aug 07 1968, 7:05 PM EDT Att: 8,432 - Unknown - 90 F		
Felix Milan, R OBP: 0.318, SLG: 0.328 (1, 4)	5-3	1B		F8		5-3	BB			4	0	1	1	1	0	0			
Hank Aaron, R Mike Lum, L (1, 9) (8, 9)	5-3	P4		S 1B		1B	FC5			5	1	2	0	0	0	5			
Joe Torre, R OBP: 0.343, SLG: 0.405 (1, 2)		BB 1B 2B		6-3		L9	1-2 1B	L6		5	2	2	0	0	0	1			
Bob Johnson, R OBP: 0.319, SLG: 0.304 (1, 5)		L9		6-3		G3	2B E 1B	K		5	1	1	1	0	1	2			
Tommye Aaron, R OBP: 0.319, SLG: 0.317 (1, 7)		P6		L5		1B FC6 1B	1-2 2H FC1-2 2B	F8		5	1	2	1	0	0	1			
Deron Johnson, R OBP: 0.286, SLG: 0.302 (1, 3)		BB 1B IBB		5-3		FC6 1B	FC1-2 1B			3	2	1	0	1	0	1			
Marty Martinez, S OBP: 0.281, SLG: 0.225 (1, 6)		1B E BB		SH1-4 1B		FC6 G3	1-2 1B 1B			3	2	2	1	1	0	1			
George Stone, L OBP: 0.429, SLG: 0.429 (1, 1)		E 1B 1B		SH1-4		G3	WP 1B 1B			3	1	2	3	0	0	1			
Inning Stats	R: 0 E: 0 K: 0 S: 3	H: 4 LOB: 2 BB: 2 P: 15	R: 0 E: 0 K: 0 S: 3	H: 0 LOB: 0 BB: 0 P: 3	R: 0 E: 0 K: 0 S: 4	H: 1 LOB: 1 BB: 0 P: 4	R: 0 E: 0 K: 0 S: 4	H: 1 LOB: 1 BB: 0 P: 4	R: 1 E: 0 K: 0 S: 5	H: 2 LOB: 3 BB: 1 P: 14	R: 0 E: 0 K: 1 S: 5	H: 0 LOB: 0 BB: 0 P: 5	R: 0 E: 0 K: 0 S: 5	H: 7 LOB: 3 BB: 1 P: 14	1B: 13 2B: 2 3B: 0 HR: 0	SF: 0 SAC: 1 DP: 0 HBP: 0		WP: 1 PB: 0 SB: 1 CS: 0	PA: 42
PITCHER Ken Holtzman, L ERA: 3.32 Jack Lamabe, R ERA: 4.57 Gary Ross, R ERA: 4.67	IP: 4.0 WLS: L BF: 19 H: 5 R: 4 ER: 4 SO: 4 BB: 1 IBB: 0 HBP: 0 BLK: 0 WP: 0 HR: 0 S: 17 P: 25 ERA: 9.00 WHIP: 1.500																		



Batter	1	2	3	4	5	6	7	8	9	AB	R	H	RBI	BB	SO	LOB	TOP										
Don Kessinger, S (1, 6) OBP: 0.298, SLG: 0.307	6-3		SH3		6-3		1B		F7	4	1	1	0	0	0	0	Chicago Cubs @ Atlanta Braves Atlanta Stadium, Atlanta, GA Thu Aug 08 1968, 7:05 PM EDT Alt. 9,437 - Unknown - 90 F										
Glenn Beckert, R (1, 4) OBP: 0.306, SLG: 0.349	K		FC6-4 2-H		1B		F7		P3	5	0	2	1	0	1	2											
Billy Williams, L (1, 7) OBP: 0.329, SLG: 0.456	HR		FC6-4 IBB		F8		1B		F7	4	1	2	2	1	0	1											
Ron Santo, R (1, 5) OBP: 0.363, SLG: 0.418	K		FC6-4 14 FC6-4 1-2 2-3		F5		1B			4	0	1	1	0	1	3											
14 Ernie Banks, R (1, 3) OBP: 0.296, SLG: 0.460		5-3	FC6-4 1-2			F3		K		4	0	0	0	0	1	4											
Al Spangler, L (1, 9) OBP: 0.353, SLG: 0.403		WP 2B			F8		G6-4-3 1B		FC5-4 BB	3	0	2	0	1	0	0											
Jim Hickman, R (1, 8) OBP: 0.284, SLG: 0.383		F8 2-3				G6-4-3 1-2		F8		4	0	1	0	0	0	3											
Randy Hundley, R (1, 2) OBP: 0.291, SLG: 0.311		P6			6-3		FC1-6 1B		FC5-4 1-2	4	0	1	0	0	0	3											
Bill Hands, R (1, 1) OBP: 0.117, SLG: 0.070			SH3 1B		K		FC1-6 1B 1-2		K	4	2	1	0	0	2	3											
Inning Stats	R: 1 E: 0 K: 2 S: 8	H: 1 LOB: 0 BB: 0 P: 8	R: 0 E: 0 K: 0 S: 4	H: 1 LOB: 1 BB: 0 P: 4	R: 1 E: 0 K: 0 S: 5	H: 2 LOB: 2 BB: 1 P: 9	R: 0 E: 0 K: 1 S: 6	H: 1 LOB: 1 BB: 0 P: 6	R: 0 E: 0 K: 0 S: 4	H: 1 LOB: 1 BB: 0 P: 4	R: 0 E: 0 K: 0 S: 3	H: 1 LOB: 0 BB: 0 P: 3	R: 2 E: 0 K: 1 S: 9	H: 4 LOB: 2 BB: 0 P: 9	R: 0 E: 0 K: 1 S: 5	H: 0 LOB: 1 BB: 1 P: 9	R: 0 E: 0 K: 0 S: 3	H: 0 LOB: 0 BB: 0 P: 3	1B: 8 2B: 2 3B: 0 HR: 1	SF: 0 SAC: 1 DP: 1 HBP: 0	WP: 1 PB: 0 SB: 0 CS: 0	PA: 39					
PITCHER	IP	WLS	BF	H	R	ER	SO	BB	IBB	HBP	BLK	WP	HR	S	P	ERA	WHIP										
Ron Reed, R (1, 1) ERA: 2.92	6.2	L	30	10	4	4	3	0	1	0	0	1	1	35	39	5.40	1.500										
Jim Britton, R (7, 1) ERA: 2.59	2.1		9	1	0	0	2	1	0	0	0	0	0	12	16	0.00	0.857										

AB	36
R	4
H	11
RBI	4
BB	2
SO	5
LOB	19



Batter	1	2	3	4	5	6	7	8	9	AB	R	H	RBI	BB	SO	LOB	BOTTOM										
Felipe Alou, R (1, 8) OBP: 0.354, SLG: 0.426	G6-4-3 1B			K		5-3			5-3	4	0	1	0	0	1	0	Chicago Cubs @ Atlanta Braves Atlanta Stadium, Atlanta, GA Thu Aug 08 1968, 7:05 PM EDT Alt. 9,437 - Unknown - 90 F										
Mike Lum, L (1, 7) OBP: 0.257, SLG: 0.333	G6-4-3 1-2			2-3		F9			G3	4	0	0	0	0	1												
Hank Aaron, R (1, 9) OBP: 0.327, SLG: 0.477	6-3			K					5-3	3	0	0	0	0	1	0											
Joe Torre, R (1, 2) OBP: 0.339, SLG: 0.401		6-3				5-3			5-3	3	0	0	0	0	0	0											
Bob Tillman, R (8, 2) OBP: 0.236, SLG: 0.276										0	0	0	0	0	0	0											
Tito Francona, L (1, 3) OBP: 0.420, SLG: 0.384		4-3				1B			F9	3	0	1	0	0	0	0											
Bob Johnson, R (1, 5) OBP: 0.311, SLG: 0.296		P3				K			5-3	3	0	0	0	0	1	1											
Felix Millan, R (1, 4) OBP: 0.319, SLG: 0.328				F8					P3	3	0	1	0	0	0	0											
Marty Martinez, S (1, 6) OBP: 0.278, SLG: 0.222				F9		6-3			5-3	3	0	0	0	0	2												
Ron Reed, R (1, 1) OBP: 0.180, SLG: 0.146						6-3				2	0	0	0	0	0	0											
Jim Britton, R (7, 1) OBP: 0.143, SLG: 0.143									4-3	0	0	0	0	0	0	0											
Mike Page, L (9, PH) OBP: 0.278, SLG: 0.235										1	0	0	0	0	0	0											
Inning Stats	R: 0 E: 0 K: 0 S: 3	H: 1 LOB: 0 BB: 0 P: 3	R: 0 E: 0 K: 0 S: 3	H: 0 LOB: 0 BB: 0 P: 3	R: 0 E: 0 K: 0 S: 3	H: 0 LOB: 0 BB: 0 P: 3	R: 0 E: 0 K: 2 S: 7	H: 0 LOB: 0 BB: 0 P: 7	R: 0 E: 0 K: 1 S: 7	H: 2 LOB: 2 BB: 0 P: 7	R: 0 E: 0 K: 0 S: 3	H: 0 LOB: 0 BB: 0 P: 3	R: 0 E: 0 K: 0 S: 3	H: 0 LOB: 0 BB: 0 P: 3	R: 0 E: 0 K: 0 S: 3	H: 0 LOB: 0 BB: 0 P: 3	R: 0 E: 0 K: 0 S: 3	H: 0 LOB: 0 BB: 0 P: 3	1B: 3 2B: 0 3B: 0 HR: 0	SF: 0 SAC: 0 DP: 1 HBP: 0	WP: 0 PB: 0 SB: 0 CS: 0	PA: 29					
PITCHER	IP	WLS	BF	H	R	ER	SO	BB	IBB	HBP	BLK	WP	HR	S	P	ERA	WHIP										
Bill Hands, R (1, 1) ERA: 2.56	9.0	W	29	3	0	0	3	0	0	0	0	0	0	35	35	0.00	0.333										



Batter	1	2	3	4	5	6	7	8	9	AB	R	H	RBI	BB	SO	LOB	TOP			
Lou Brock, L OBP: 0.325, SLG: 0.437 (1, 7)										5	1	3	0	0	0	0	St. Louis Cardinals @ Atlanta Braves Atlanta Stadium, Atlanta, GA Sat Aug 10 1968, 3:33 AM EDT Att: 31,094 - Unknown			
Curt Flood, R OBP: 0.337, SLG: 0.372 (1, 8)										5	1	2	2	0	0	1				
Bobby Tolan, L OBP: 0.303, SLG: 0.376 (1, 9)										5	0	2	1	0	0	2				
Orlando Cepeda, R OBP: 0.319, SLG: 0.391 (1, 3)										4	1	1	1	0	2	2				
Johnny Edwards, L OBP: 0.304, SLG: 0.346 (1, 2)										3	1	0	0	1	1	1				
Mike Shannon, R OBP: 0.324, SLG: 0.427 (1, 5)										4	1	1	0	0	0	1				
Julian Javier, R OBP: 0.282, SLG: 0.327 (1, 4)										4	0	1	1	0	0	0				
Dal Maxvill, R OBP: 0.310, SLG: 0.293 (1, 6)										4	1	2	1	0	0	0				
Nelson Briles, R OBP: 0.149, SLG: 0.113 (1, 1)										4	1	1	1	0	0	1				
Inning Stats	R: 2 E: 0 K: 1 S: 8	H: 3 LOB: 1 BB: 0 P: 8	R: 0 E: 0 K: 0 S: 3	H: 1 LOB: 0 BB: 0 P: 3	R: 0 E: 0 K: 1 S: 6	H: 1 LOB: 1 BB: 0 P: 6	R: 0 E: 0 K: 1 S: 5	H: 0 LOB: 0 BB: 0 P: 5	R: 0 E: 0 K: 0 S: 4	H: 1 LOB: 1 BB: 0 P: 4	R: 0 E: 0 K: 0 S: 3	H: 0 LOB: 0 BB: 0 P: 3	R: 0 E: 0 K: 0 S: 3	H: 0 LOB: 0 BB: 0 P: 3	R: 5 E: 0 K: 0 S: 9	H: 7 LOB: 2 BB: 1 P: 13	1B: 10 2B: 2 3B: 0 HR: 1	SF: 0 SAC: 0 DP: 1 HBP: 0	WP: 0 PB: 0 SB: 1 CS: 0	PA: 39
PITCHER	IP WLS BF H R ER SO BB IBB HBP BLK WP HR S P ERA WHIP																			
Milt Pappas, R ERA: 4.01 (1, 1)	7.0 L 26 6 2 2 3 0 0 0 0 0 0 0 32 32 2.57 0.857																			
Cecil Upshaw, R ERA: 2.48 (8, 1)	1.1 8 3 4 4 0 1 0 0 0 0 1 7 11 27.00 3.000																			
Ken Johnson, R ERA: 3.31 (9, 1)	0.2 5 4 1 1 0 0 0 0 0 0 0 5 5 13.50 6.000																			

Batter	1	2	3	4	5	6	7	8	9	AB	R	H	RBI	BB	SO	LOB	BOTTOM			
Felipe Alou, R OBP: 0.357, SLG: 0.426 (1, 8)										3	0	2	0	1	0	0	St. Louis Cardinals @ Atlanta Braves Atlanta Stadium, Atlanta, GA Sat Aug 10 1968, 3:33 AM EDT Att: 31,094 - Unknown			
Mike Lum, L OBP: 0.248, SLG: 0.322 (1, 7)										4	0	0	0	0	0	4				
Hank Aaron, R OBP: 0.328, SLG: 0.477 (1, 9)										4	0	3	0	0	1	0				
Joe Torre, R OBP: 0.331, SLG: 0.391 (1, 2)										4	0	0	0	0	1	4				
Tito Francona, L OBP: 0.416, SLG: 0.381 (1, 3)										4	1	1	0	0	0	2				
Bob Johnson, R OBP: 0.295, SLG: 0.279 (1, 5)										4	0	0	0	0	0	2				
Felix Millan, R OBP: 0.320, SLG: 0.329 (1, 4)										4	0	2	0	0	0	0				
Marty Martinez, S OBP: 0.280, SLG: 0.226 (1, 6)										3	0	1	0	0	0	1				
Milt Pappas, R OBP: 0.189, SLG: 0.229 (1, 1)										2	0	0	0	0	2	0				
Wayne Causey, L OBP: 0.241, SLG: 0.194 (7, PH)										1	0	0	0	0	0	1				
Cecil Upshaw, R OBP: 0.200, SLG: 0.143 (8, 1)										0	0	0	0	0	0	0				
Ken Johnson, R OBP: 0.139, SLG: 0.143 (9, 1)										0	0	0	0	0	0	0				
Mike Page, L OBP: 0.250, SLG: 0.211 (9, PH)										1	0	0	0	0	0	1				
Inning Stats	R: 0 E: 0 K: 1 S: 5	H: 0 LOB: 0 BB: 0 P: 5	R: 1 E: 1 K: 0 S: 5	H: 2 LOB: 1 BB: 0 P: 5	R: 0 E: 0 K: 2 S: 9	H: 2 LOB: 2 BB: 0 P: 9	R: 0 E: 0 K: 0 S: 3	H: 0 LOB: 0 BB: 0 P: 3	R: 0 E: 0 K: 0 S: 3	H: 1 LOB: 1 BB: 0 P: 4	R: 0 E: 0 K: 0 S: 4	H: 1 LOB: 1 BB: 0 P: 4	R: 0 E: 0 K: 0 S: 3	H: 1 LOB: 0 BB: 0 P: 3	R: 0 E: 0 K: 0 S: 4	H: 1 LOB: 1 BB: 0 P: 4	1B: 8 2B: 1 3B: 0 HR: 0	SF: 0 SAC: 1 DP: 0 HBP: 0	WP: 1 PB: 0 SB: 1 CS: 1	PA: 37
PITCHER	IP WLS BF H R ER SO BB IBB HBP BLK WP HR S P ERA WHIP																			
Nelson Briles, R ERA: 2.44 (1, 1)	9.0 W 36 9 1 0 4 1 0 0 0 1 0 43 47 0.00 1.111																			

AB	38
R	7
H	13
RBI	7
BB	1
SO	3
LOB	8



AB	34
R	1
H	9
RBI	0
BB	1
SO	4
LOB	15



Batter	1	2	3	4	5	6	7	8	9	AB	R	H	RBI	BB	SO	LOB	TOP			
Lou Brock, L OBP: 0.324, SLG: 0.436 (1, 7)	5-3		K			G6-3			1B 4-3 1B	4	1	1	0	0	1	1	St. Louis Cardinals @ Atlanta Braves Atlanta Stadium, Atlanta, GA Sun Aug 11 1968, 3:33 AM EDT Att: 34,874 - Unknown			
Curt Flood, R OBP: 0.336, SLG: 0.371 (1, 8)	K			4-3			6-3		1B 4-3 1B	4	0	1	0	0	1	0				
Bobby Tolan, L OBP: 0.302, SLG: 0.378 (1, 9)	F8			F9			F7 1B 2B		4-3 1-2 1B	4	1	1	1	0	0	1				
Orlando Cepeda, R OBP: 0.316, SLG: 0.387 (1, 3)		5-3		F7			F7 2-3		P4 3-H 1B	4	0	0	0	0	0	2				
Johnny Edwards, L OBP: 0.303, SLG: 0.344 (1, 2)		F8			P3				6-3 1B	4	0	1	1	0	0	1				
Mike Shannon, R OBP: 0.324, SLG: 0.434 (1, 5)					K		K			3	1	1	1	0	2	1				
Julian Javier, R OBP: 0.280, SLG: 0.324 (1, 4)				F9			F8		6-3	3	0	0	0	0	0	0				
Dal Maxvill, R OBP: 0.310, SLG: 0.293 (1, 6)				F9					6-3 1B	3	0	1	0	0	0	0				
Steve Carlton, L Wayne Granger, R Floyd Wicks, R Dick Hughes, R Tim McCarver, L Mel Nelson, R (1, 1) (4, 1) (6, Ph) (6, 1) (8, Ph) (8, 1)				6-3					F9 3-1	1	0	0	0	0	0	0				
Inning Stats	R: 0 E: 0 K: 1 S: 5	H: 0 LOB: 0 BB: 0 P: 5	R: 1 E: 0 K: 0 S: 4	H: 1 LOB: 0 BB: 0 P: 4	R: 0 E: 0 K: 1 S: 5	H: 0 LOB: 0 BB: 0 P: 3	R: 0 E: 0 K: 0 S: 3	H: 0 LOB: 0 BB: 0 P: 3	R: 0 E: 0 K: 1 S: 5	H: 1 LOB: 0 BB: 0 P: 3	R: 1 E: 0 K: 1 S: 7	H: 2 LOB: 1 BB: 0 P: 7	R: 0 E: 0 K: 0 S: 3	H: 0 LOB: 0 BB: 0 P: 3	R: 1 E: 0 K: 0 S: 5	H: 2 LOB: 1 BB: 0 P: 5		1B: 4 2B: 1 3B: 0 HR: 1	SF: 0 SAC: 0 DP: 1 HBP: 0	WP: 0 PB: 0 SB: 0 CS: 0
PITCHER	IP WLS BF H R ER SO BB IBB HBP BLK WP HR S P ERA WHIP	8.0 W 28 5 3 3 4 0 0 0 0 0 1 36 36 3.38 0.625	1.0 S 4 1 0 0 0 0 0 0 0 0 0 4 4 0.00 1.000	PITCHER																

AB	32
R	3
H	6
RBI	3
BB	0
SO	4
LOB	7



Batter	1	2	3	4	5	6	7	8	9	AB	R	H	RBI	BB	SO	LOB	BOTTOM				
Felipe Alou, R OBP: 0.361, SLG: 0.429 (1, 8)	P3			2B 1B		FC6-4 1B BB				4	1	3	1	1	0	0	St. Louis Cardinals @ Atlanta Braves Atlanta Stadium, Atlanta, GA Sun Aug 11 1968, 3:33 AM EDT Att: 34,874 - Unknown				
Felix Milan, R OBP: 0.328, SLG: 0.340 (1, 4)				1B E		FC6-4 1B				5	1	5	1	0	0	0					
Hank Aaron, R OBP: 0.326, SLG: 0.473 (1, 9)	F8			E6 1-3		FC6-4 1B S				4	1	0	0	1	0	6					
Deron Johnson, R OBP: 0.286, SLG: 0.302 (1, 3)	F8			K		K				4	0	1	2	0	2	5					
Bob Johnson, R OBP: 0.301, SLG: 0.286 (1, 5)				1B 4-3 1B		5-3				4	0	2	1	0	0	4					
Tommie Aaron, R OBP: 0.313, SLG: 0.311 (1, 7)				F8						4	0	0	0	0	0	3					
Bob Tillman, R OBP: 0.236, SLG: 0.272 (1, 2)				4-3		F7				4	0	0	0	0	0	3					
Bob Tillman, R OBP: 0.236, SLG: 0.272 (1, 2)				5-3		K				4	1	1	0	0	1	1					
Marty Martinez, S OBP: 0.284, SLG: 0.224 (1, 6)				FC4-6 1B BB		5-3				2	0	0	0	2	0	0					
Pat Jarvis, R OBP: 0.167, SLG: 0.172 Phil Niekro, R OBP: 0.078, SLG: 0.157 (1, 1) (9, 1)				K		FC4-6 1B 2B				4	1	0	0	0	2	4					
Inning Stats	R: 0 E: 0 K: 0 S: 4	H: 1 LOB: 1 BB: 0 P: 4	R: 0 E: 0 K: 1 S: 6	H: 1 LOB: 2 BB: 1 P: 10	R: 0 E: 1 K: 1 S: 7	H: 2 LOB: 2 BB: 0 P: 7	R: 5 E: 0 K: 0 S: 8	H: 5 LOB: 2 BB: 2 P: 16	R: 0 E: 0 K: 0 S: 3	H: 0 LOB: 0 BB: 0 P: 3	R: 0 E: 0 K: 1 S: 6	H: 1 LOB: 2 BB: 1 P: 10	R: 0 E: 0 K: 1 S: 5	H: 0 LOB: 0 BB: 0 P: 5	R: 0 E: 0 K: 1 S: 6	H: 2 LOB: 1 BB: 0 P: 6	1B: 11 2B: 1 3B: 0 HR: 0	SF: 0 SAC: 0 DP: 1 HBP: 0	WP: 0 PB: 0 SB: 0 CS: 1	PA: 39	
PITCHER	IP WLS BF H R ER SO BB IBB HBP BLK WP HR S P ERA WHIP	3.2 L 22 8 5 5 2 2 0 0 0 0 0 5 5 0.00 0.750	1.1 5 1 0 0 0 0 0 0 0 0 0 0 5 5 0.00 1.000	2.0 8 1 0 0 2 1 0 0 0 0 0 11 15 0.00 1.000	1.0 4 2 0 0 1 0 0 0 0 0 0 6 6 0.00 2.000	PITCHER															



Batter	1	2	3	4	5	6	7	8	9	AB	R	H	RBI	BB	SO	LOB	TOP					
Felipe Alou, R <small>(1, 8) OBP: 0.363, SLG: 0.432</small>										3	2	2	2	1	0	1	Atlanta Braves @ Cincinnati Reds Crosley Field, Cincinnati, OH Mon Aug 12, 1968, 7:05 PM EDT Att: 7,312 - Unknown					
Felix Milán, R <small>(1, 4) OBP: 0.325, SLG: 0.337</small>										4	0	0	0	0	0	5						
Hank Aaron, R <small>(1, 9) OBP: 0.335, SLG: 0.469</small>										4	1	0	1	1	0	1						
Mike Page, L <small>(8, 9) OBP: 0.290, SLG: 0.211</small>										0	0	0	0	0	0	0						
Joe Torre, R <small>(1, 2) OBP: 0.335, SLG: 0.392</small>										4	1	2	1	1	0	1						
Bob Tillman, R <small>(8, 2) OBP: 0.236, SLG: 0.272</small>										0	0	0	0	0	0	0						
Tito Francona, L <small>(1, 3) OBP: 0.416, SLG: 0.383</small>										4	2	2	1	0	0	1						
Mike Lum, L <small>(1, 7) OBP: 0.298, SLG: 0.326</small>										1	1	1	2	1	0	0						
Deron Johnson, R <small>(4, PH) OBP: 0.286, SLG: 0.299</small>										2	1	0	0	1	0	3						
Bob Johnson, R <small>(1, 5) OBP: 0.297, SLG: 0.282</small>										5	0	1	0	0	0	4						
Marty Martínez, S <small>(1, 6) OBP: 0.286, SLG: 0.228</small>										5	1	2	2	0	1	1						
George Stone, L <small>(1, 1) OBP: 0.455, SLG: 0.400</small>										3	0	1	0	1	0	1						
Cecil Upshaw, R <small>(7, 1) OBP: 0.200, SLG: 0.143</small>										0	0	0	0	0	0	0						
Inning Stats	R: 6 E: 1 K: 0 S: 10	H: 5 LOB: 2 BB: 1 P: 14	R: 0 E: 0 K: 0 S: 3	H: 1 LOB: 0 BB: 0 P: 3	R: 0 E: 0 K: 1 S: 4	H: 0 LOB: 0 BB: 1 P: 8	R: 1 E: 0 K: 0 S: 5	H: 2 LOB: 3 BB: 2 P: 13	R: 0 E: 0 K: 0 S: 4	H: 1 LOB: 1 BB: 0 P: 4	R: 0 E: 1 K: 0 S: 3	H: 0 LOB: 0 BB: 0 P: 3	R: 2 E: 0 K: 0 S: 5	H: 2 LOB: 2 BB: 2 P: 13	R: 0 E: 0 K: 0 S: 3	H: 0 LOB: 0 BB: 0 P: 3	R: 0 E: 0 K: 0 S: 3	H: 0 LOB: 0 BB: 0 P: 3	1B: 10 2B: 2 3B: 0 HR: 0	SF: 2 SAC: 1 DP: 3 HBP: 0	WP: 1 PB: 2 SB: 1 CS: 0	PA: 44
PITCHER	IP WLS BF H R ER SO BB IBB HBP BLK WP HR S P ERA WHIP																					
George Culver, R <small>(1, 1) ERA: 2.95</small>	0.2 L 9 4 6 2 0 1 1 0 0 0 0 0 0 8 12 27.00 7.500																					
Bob Lee, R <small>(1, 1) ERA: 4.4</small>	2.1 8 2 0 0 1 1 0 0 0 0 0 0 9 13 0.00 1.286																					
Billy McCool, L <small>(4, 1) ERA: 4.96</small>	4.0 21 5 3 3 0 4 0 0 0 0 1 0 17 33 6.75 2.250																					
Clay Carroll, R <small>(8, 1) ERA: 2.57</small>	0.0 0 0 0 0 0 0 0 0 0 0 0 0 0 0 0 0.00 0.000																					
Ted Abernathy, R <small>(9, 1) ERA: 1.81</small>	1.0 3 0 0 0 0 0 0 0 0 0 0 0 0 3 3 0.00 0.000																					

AB	35
R	9
H	11
RBI	9
BB	6
SO	1
LOB	18



Batter	1	2	3	4	5	6	7	8	9	AB	R	H	RBI	BB	SO	LOB	BOTTOM			
Pete Rose, S <small>(1, 9) OBP: 0.397, SLG: 0.463</small>										4	0	3	0	0	0	2	Atlanta Braves @ Cincinnati Reds Crosley Field, Cincinnati, OH Mon Aug 12, 1968, 7:05 PM EDT Att: 7,312 - Unknown			
Jim Beauchamp, R <small>(1, 8) OBP: 0.333, SLG: 0.588</small>										4	0	1	2	0	1	4				
Alex Johnson, R <small>(1, 7) OBP: 0.350, SLG: 0.401</small>										4	0	1	0	0	0	4				
Tony Pérez, R <small>(1, 5) OBP: 0.332, SLG: 0.408</small>										4	0	2	0	0	0	2				
Johnny Bench, R <small>(1, 2) OBP: 0.307, SLG: 0.422</small>										4	0	1	0	0	0	3				
Tommy Helms, R <small>(1, 4) OBP: 0.321, SLG: 0.380</small>										4	0	0	0	0	1	1				
Ted Abernathy, R <small>(9, 1) OBP: 0.284, SLG: 0.250</small>										0	1	0	0	0	0	0				
Don Pavletich, R <small>(1, 3) OBP: 0.326, SLG: 0.346</small>										0	0	0	0	0	0	0				
Jim Maloney, L <small>(7, PR) OBP: 0.288, SLG: 0.340</small>										3	1	1	0	1	0	0				
Clay Carroll, R <small>(8, 1) OBP: 0.154, SLG: 0.154</small>										0	0	0	0	0	0	0				
Fred Whitfield, L <small>(9, 3) OBP: 0.264, SLG: 0.250</small>										3	1	1	0	1	0	0				
Leo Cardenas, R <small>(1, 6) OBP: 0.284, SLG: 0.288</small>										0	0	0	0	0	0	0				
George Culver, R <small>(1, 1) OBP: 0.326, SLG: 0.140</small>										0	0	0	0	0	0	0				
Bob Lee, R <small>(1, 1) OBP: 0.200, SLG: 0.200</small>										0	0	0	0	0	0	0				
Tony Colangelo, S <small>(3, PH) OBP: 0.429, SLG: 0.429</small>										1	0	0	0	0	1	0				
Billy McCool, R <small>(4, 1) OBP: 0.326, SLG: 0.429</small>										1	0	1	0	0	0	0				
Giraldo Ruiz, S <small>(7, PH) OBP: 0.292, SLG: 0.292</small>										2	0	0	0	0	1	2				
Inning Stats	R: 0 E: 0 K: 1 S: 7	H: 2 LOB: 2 BB: 0 P: 7	R: 0 E: 0 K: 0 S: 3	H: 0 LOB: 0 BB: 0 P: 3	R: 0 E: 0 K: 1 S: 7	H: 2 LOB: 2 BB: 0 P: 7	R: 0 E: 0 K: 0 S: 3	H: 0 LOB: 0 BB: 0 P: 3	R: 0 E: 0 K: 0 S: 3	H: 1 LOB: 1 BB: 1 P: 7	R: 0 E: 0 K: 2 S: 11	H: 1 LOB: 3 BB: 0 P: 11	R: 0 E: 0 K: 0 S: 3	H: 1 LOB: 0 BB: 0 P: 3	R: 0 E: 0 K: 0 S: 3	H: 0 LOB: 0 BB: 0 P: 3	1B: 10 2B: 2 3B: 0 HR: 0	SF: 0 SAC: 0 DP: 3 HBP: 0	WP: 0 PB: 0 SB: 0 CS: 0	PA: 36
PITCHER	IP WLS BF H R ER SO BB IBB HBP BLK WP HR S P ERA WHIP																			
George Stone, L <small>(1, 1) ERA: 2.41</small>	6.2 W 29 10 2 2 4 1 0 0 0 0 0 0 36 40 2.70 1.650																			
Cecil Upshaw, R <small>(7, 1) ERA: 2.42</small>	2.1 S 7 1 0 0 0 0 0 0 0 0 0 0 7 7 0.00 0.429																			



Batter	1	2	3	4	5	6	7	8	9	10	AB	R	H	RBI	BB	SO	LOB	TOP				
Felipe Alou, R OBP: 0.363, SLG: 0.431 (1, 8)											6	1	2	0	0	1	5					
Felix Millan, R OBP: 0.327, SLG: 0.342 (1, 4)											6	2	3	1	0	1	0					
Hank Aaron, R OBP: 0.327, SLG: 0.470 (1, 9)											5	3	2	1	1	0	0					
Joe Torre, R OBP: 0.338, SLG: 0.392 (1, 2)											5	0	2	1	1	0	1					
Tito Francona, L OBP: 0.416, SLG: 0.383 Deron Johnson, R OBP: 0.286, SLG: 0.299 (1, 3) (9, 3)											5	1	2	3	0	0	2					
Bob Johnson, R OBP: 0.308, SLG: 0.294 (1, 5)											5	1	3	0	0	0	3					
Mike Lum, L OBP: 0.265, SLG: 0.322 (1, 7)											2	0	0	0	2	1	3					
Marty Martinez, S OBP: 0.289, SLG: 0.228 (1, 6)											4	0	1	1	1	0	4					
Ron Reed, R OBP: 0.180, SLG: 0.146 Dick Kelley, R OBP: 0.157, SLG: 0.048 Mike Page, L OBP: 0.238, SLG: 0.200 Ken Johnson, R OBP: 0.162, SLG: 0.167 Mitt Pappas, R OBP: 0.189, SLG: 0.229 (1, 1) (3, 1) (7, PH) (7, 1) (10, 1)											0	0	0	0	0	0	0					
Inning Stats	R: 3 E: 0 K: 1 S: 9	H: 4 LOB: 1 BB: 0 P: 9	R: 0 E: 0 K: 0 S: 3	H: 1 LOB: 2 BB: 1 P: 7	R: 1 E: 0 K: 0 S: 6	H: 3 LOB: 2 BB: 0 P: 6	R: 2 E: 0 K: 0 S: 6	H: 4 LOB: 2 BB: 1 P: 10	R: 0 E: 0 K: 1 S: 5	H: 0 LOB: 0 BB: 0 P: 5	R: 1 E: 0 K: 2 S: 9	H: 2 LOB: 2 BB: 1 P: 13	R: 0 E: 0 K: 0 S: 3	H: 0 LOB: 1 BB: 1 P: 7	R: 1 E: 0 K: 0 S: 5	H: 2 LOB: 1 BB: 0 P: 5	R: 0 E: 0 K: 0 S: 3	H: 0 LOB: 0 BB: 0 P: 3	1B: 14 2B: 2 3B: 0 HR: 0	SF: 0 SAC: 2 DP: 0 HBP: 0	WP: 0 PB: 0 SB: 0 CS: 1	PA: 49
PITCHER	IP	WLS	BF	H	R	ER	SO	BB	IBB	HBP	BLK	WP	HR	S	P	ERA	WHIP					
Tony Cloninger, R ERA: 4.84 George Culver, R ERA: 3.02 Ted Abernathy, R ERA: 1.85 Clay Carroll, R ERA: 2.58 (1, 1) (3, 1) (5, 1) (8, 1)	0.0	0	9	0	0	0	0	0	0	0	0	0	0	0	0	∞	∞					
PITCHER	IP	WLS	BF	H	R	ER	SO	BB	IBB	HBP	BLK	WP	HR	S	P	ERA	WHIP					
Tony Cloninger, R ERA: 4.84 George Culver, R ERA: 3.02 Ted Abernathy, R ERA: 1.85 Clay Carroll, R ERA: 2.58 (1, 1) (3, 1) (5, 1) (8, 1)	2.0	11	5	2	2	0	1	0	0	0	0	0	0	10	14	9.00	3.000					
Tony Cloninger, R ERA: 4.84 George Culver, R ERA: 3.02 Ted Abernathy, R ERA: 1.85 Clay Carroll, R ERA: 2.58 (1, 1) (3, 1) (5, 1) (8, 1)	3.0	13	2	1	1	3	2	0	0	0	0	0	0	17	25	3.00	1.333					
Tony Cloninger, R ERA: 4.84 George Culver, R ERA: 3.02 Ted Abernathy, R ERA: 1.85 Clay Carroll, R ERA: 2.58 (1, 1) (3, 1) (5, 1) (8, 1)	0.0	W	0	0	0	0	0	0	0	0	0	0	0	0	0	∞	∞					

Atlanta Braves @ Cincinnati Reds
Crosley Field, Cincinnati, OH
Tue Aug 13 1968, 7:05 PM EDT
Att: 7,654 - Unknown

AB 42
R 8
H 16
RBI 8
BB 5
SO 4
LOB 21

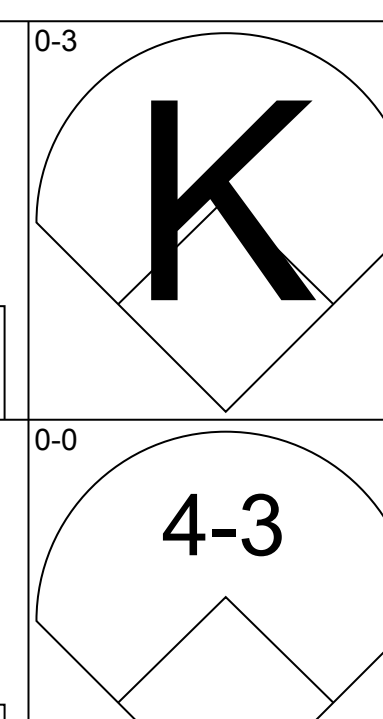
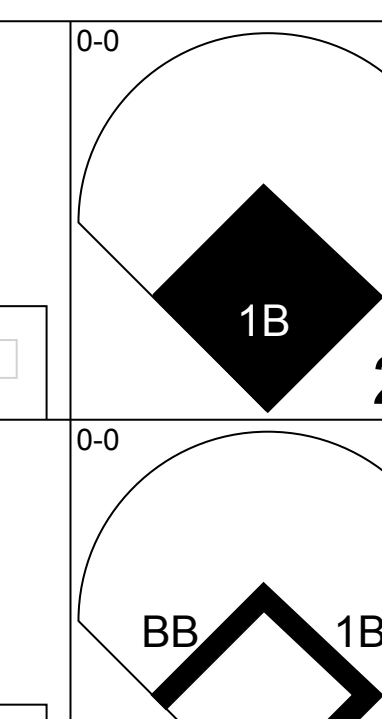
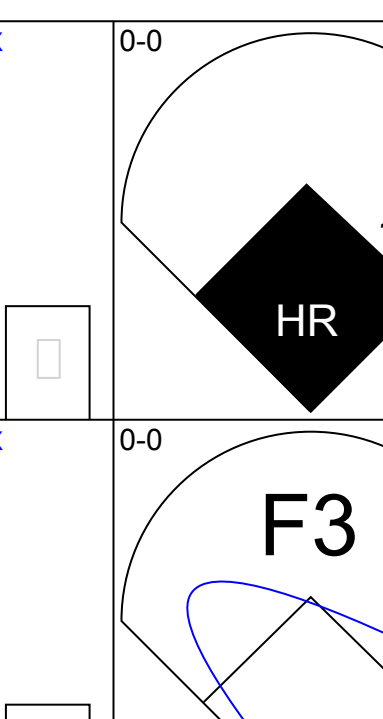
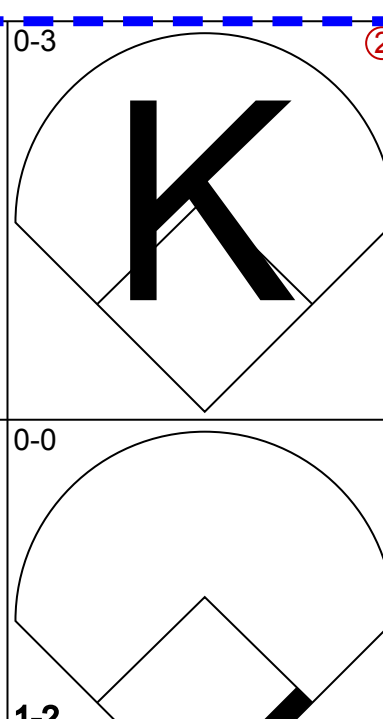
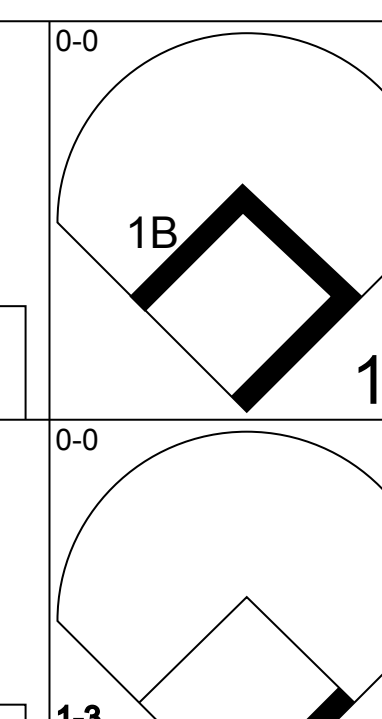
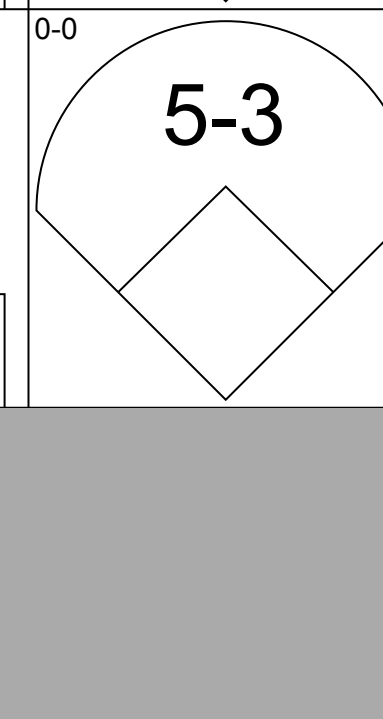
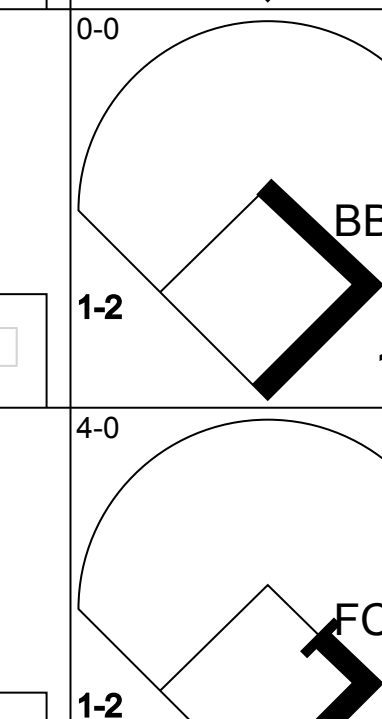
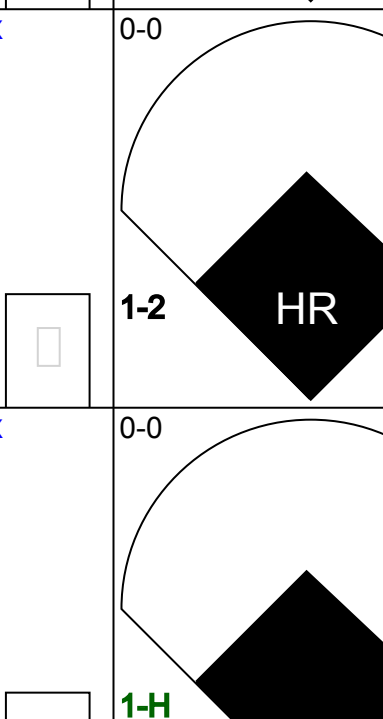
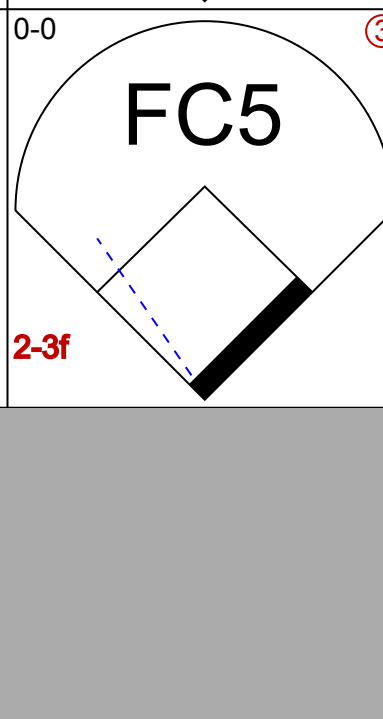
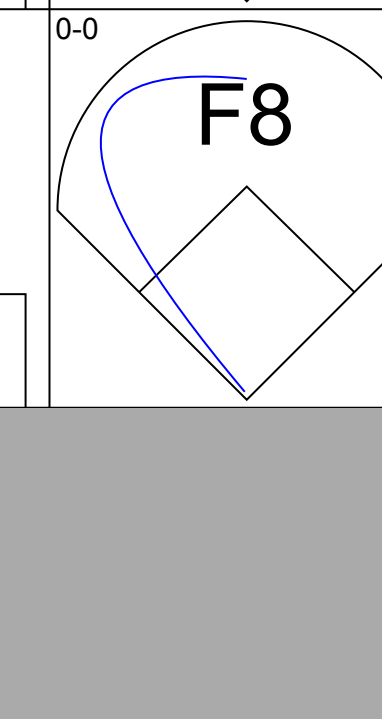

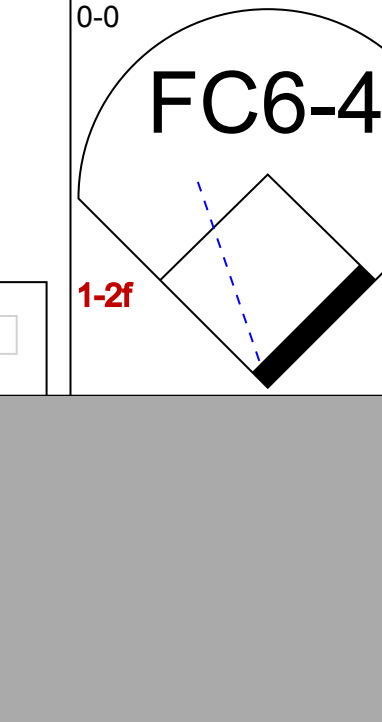
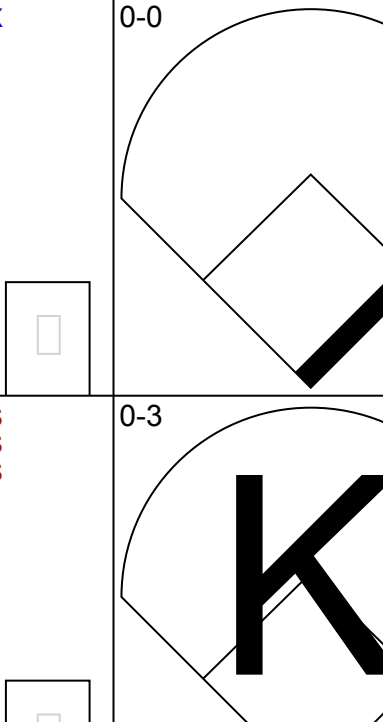


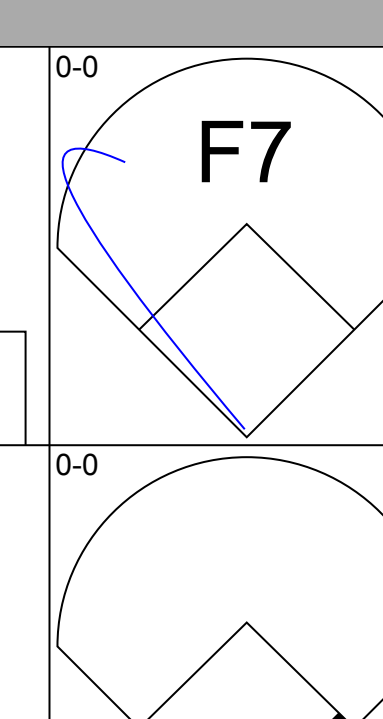
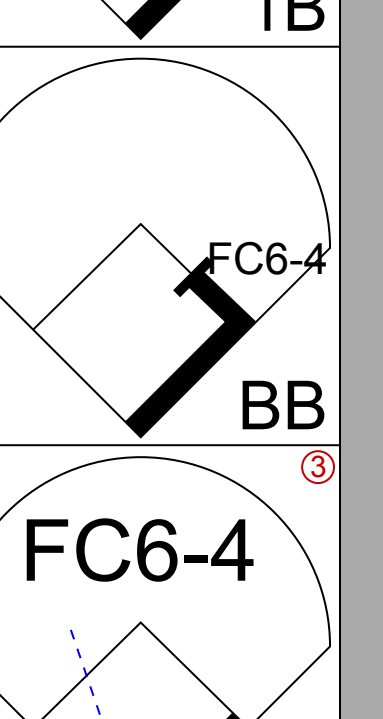
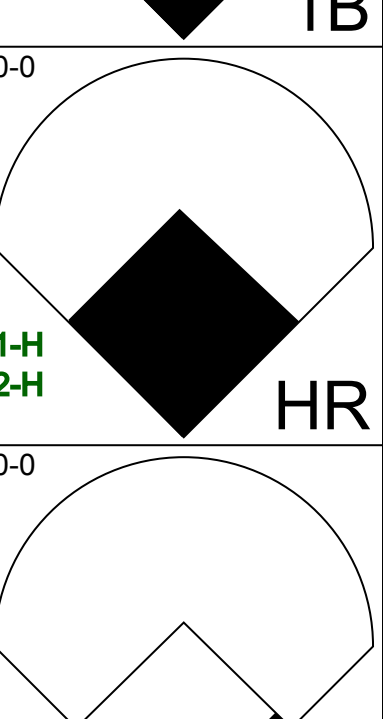
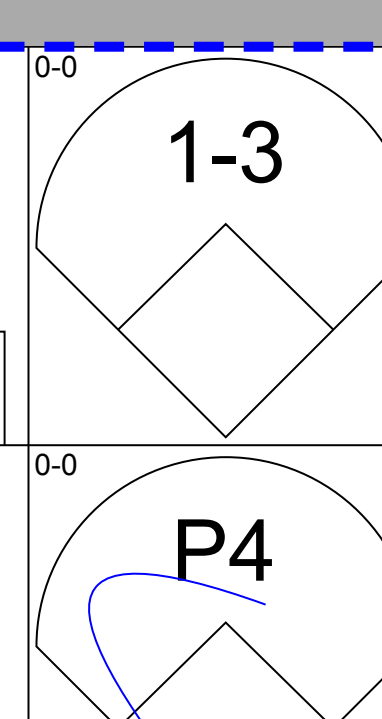
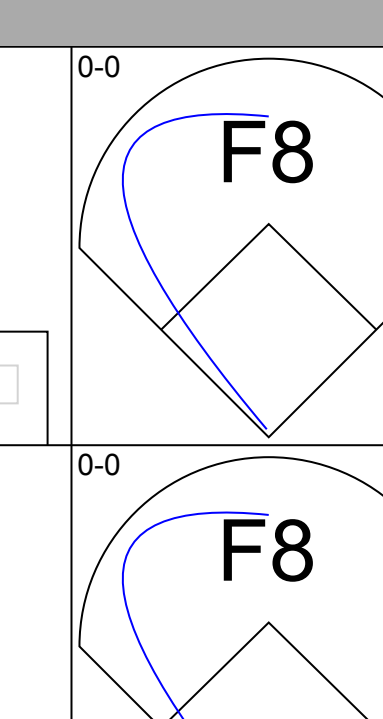
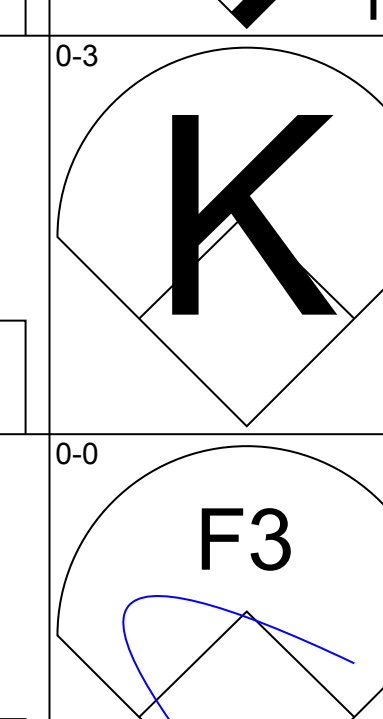
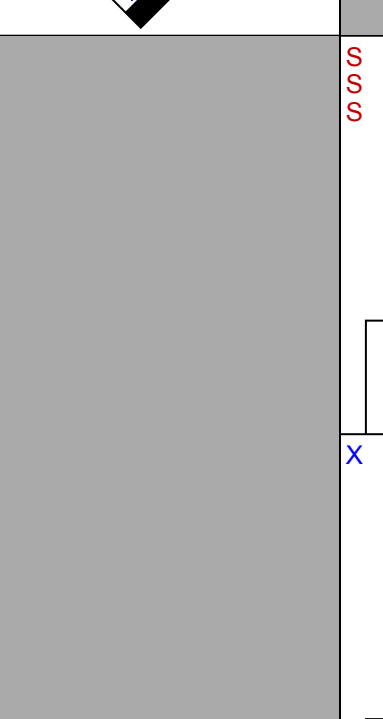
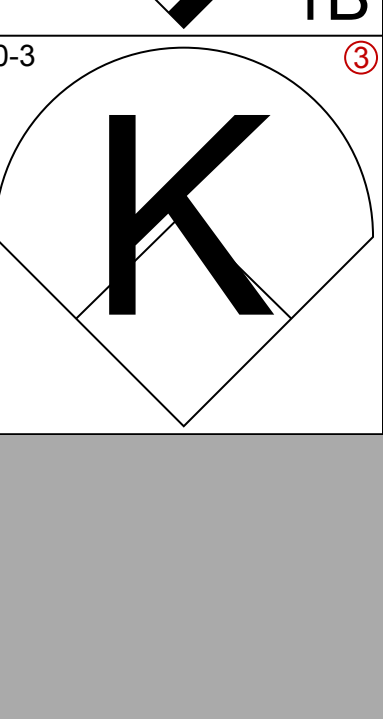
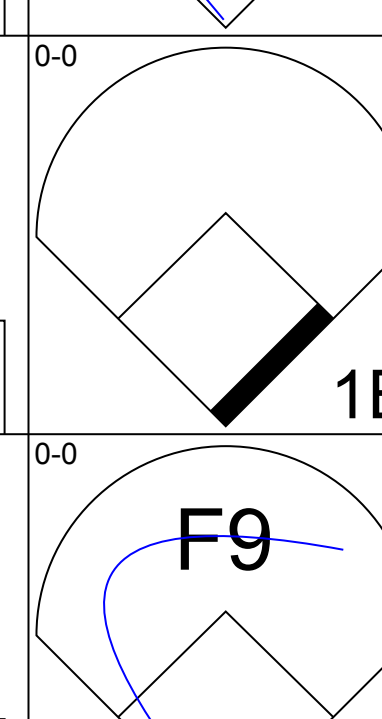
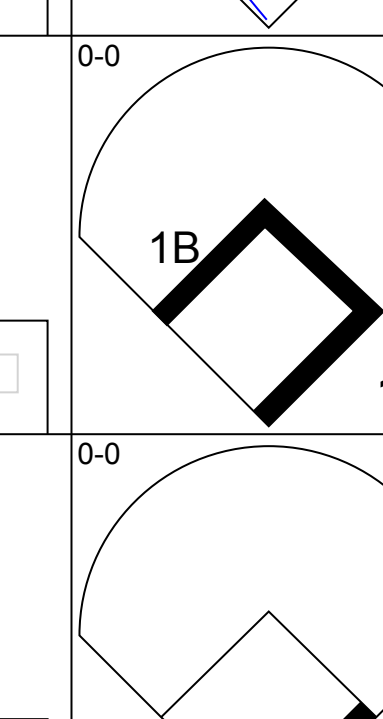

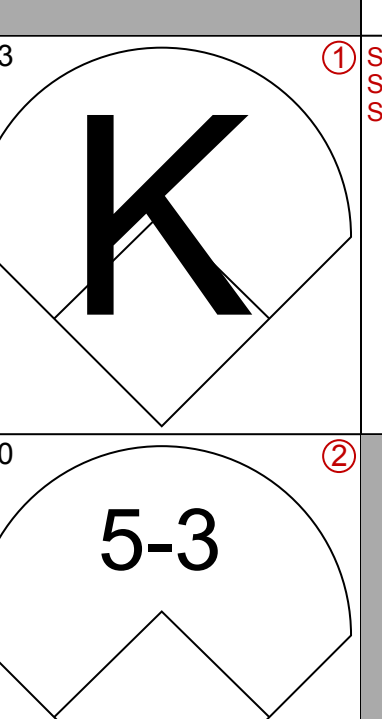
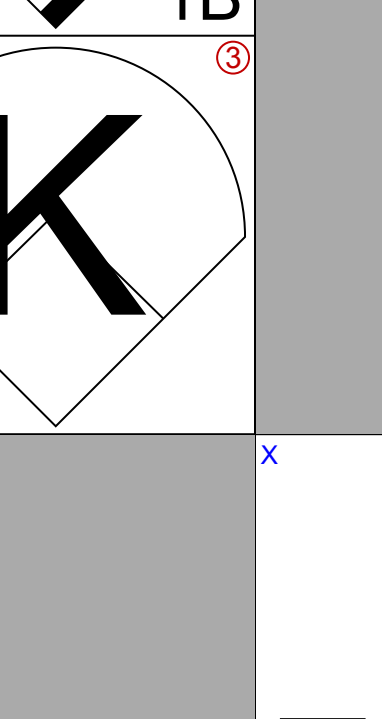
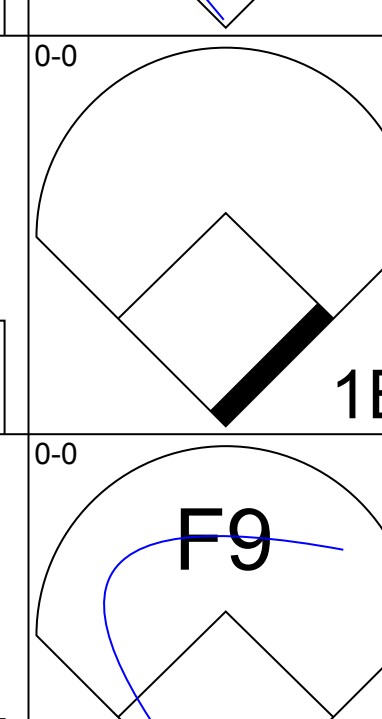
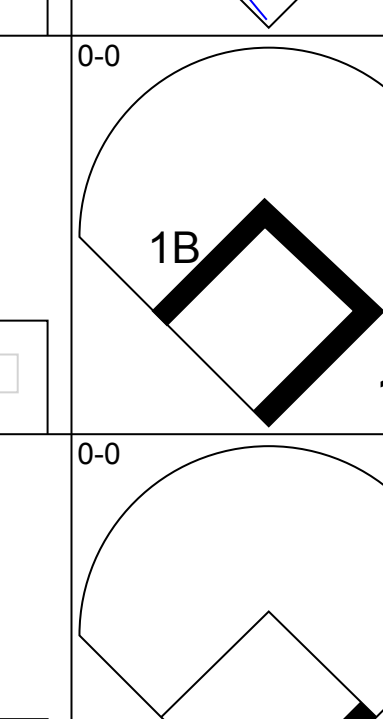

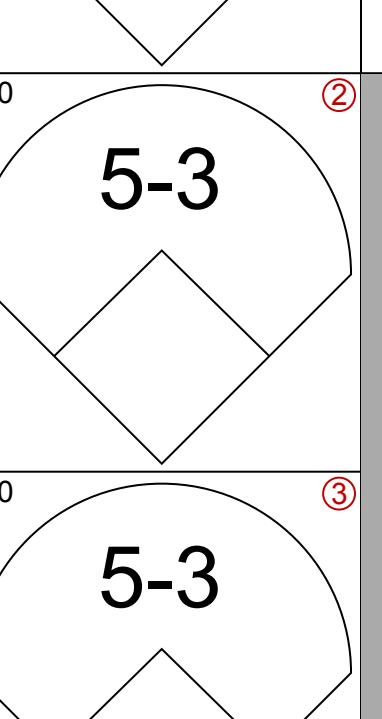
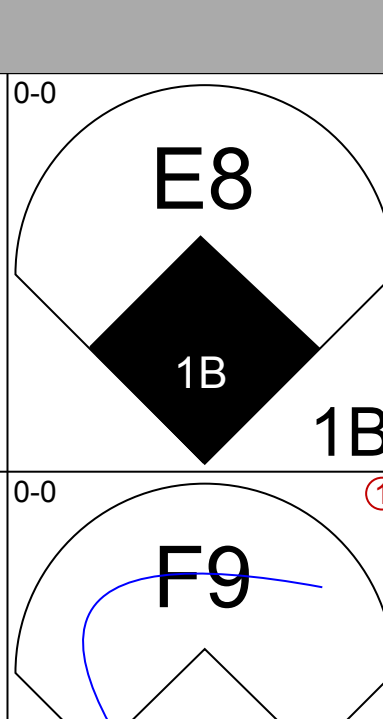
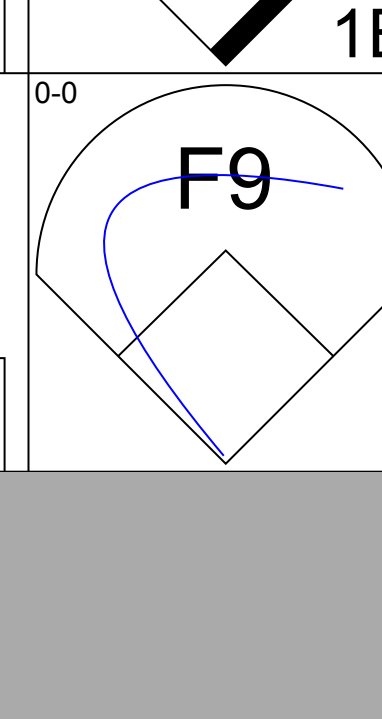
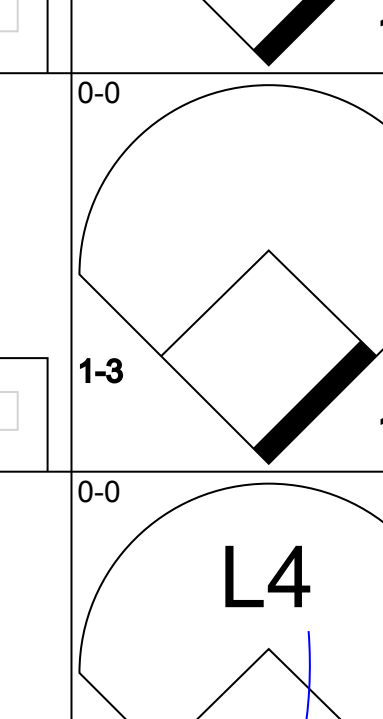
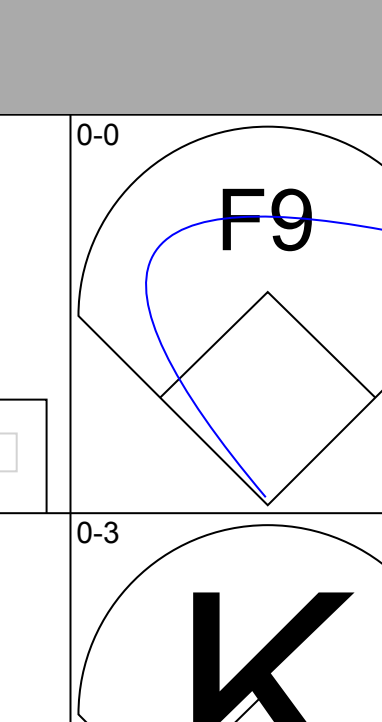
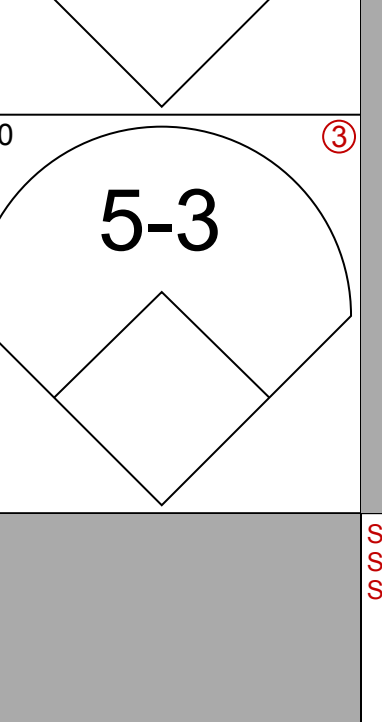
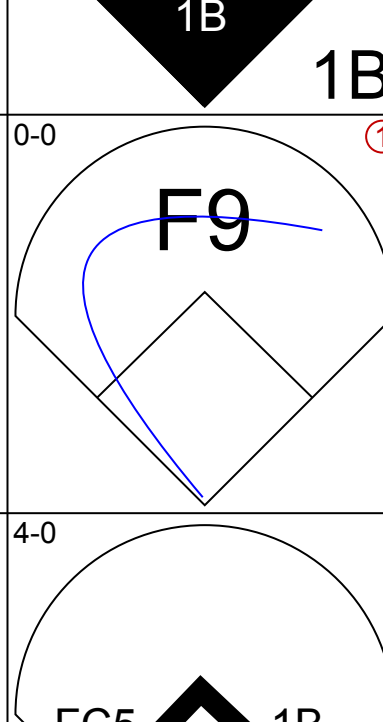
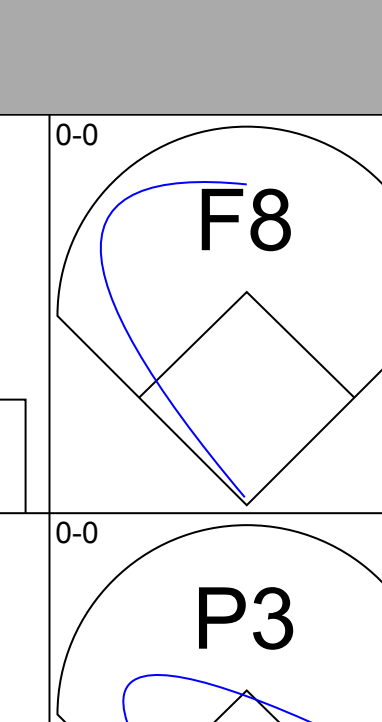
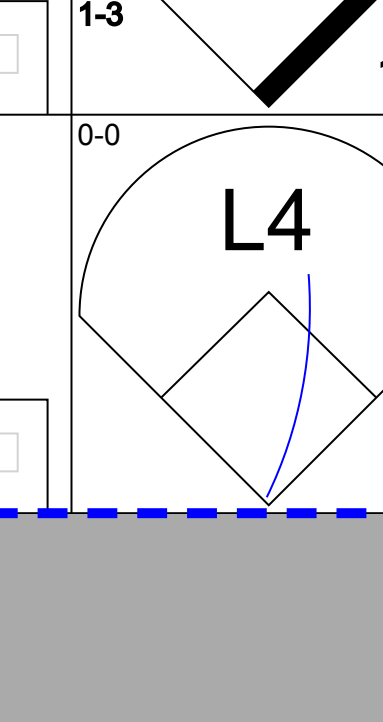
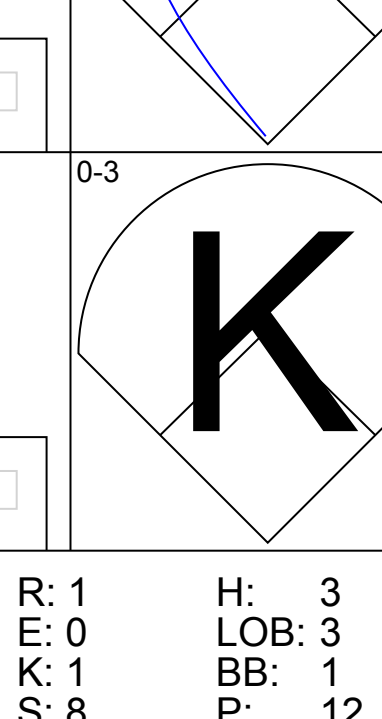
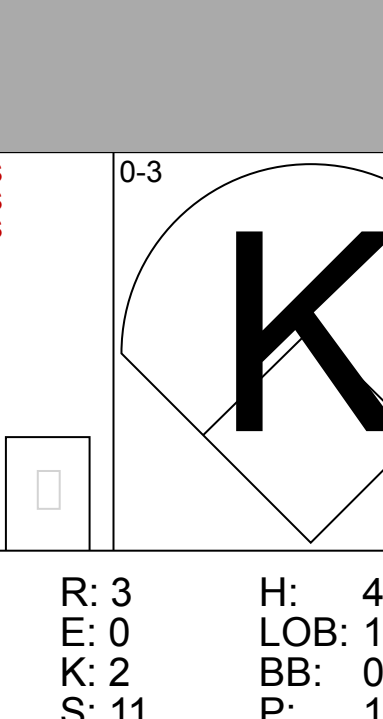
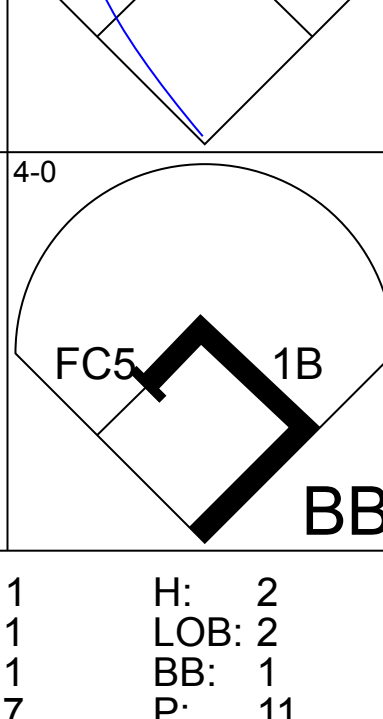
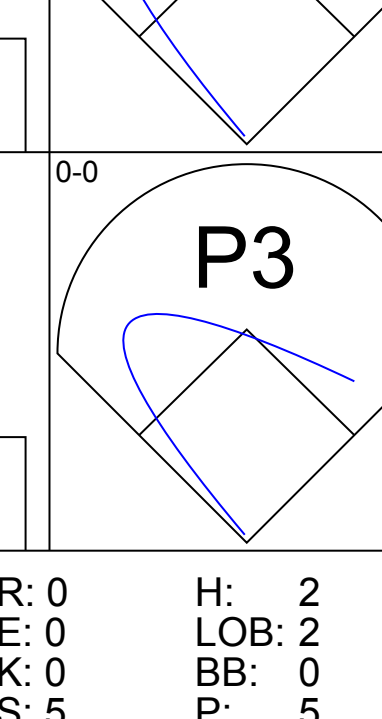


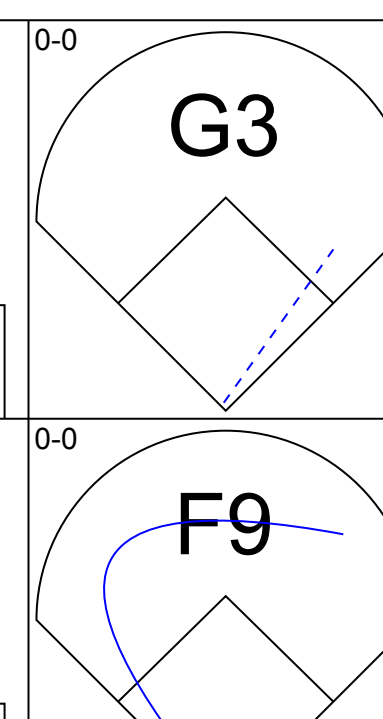
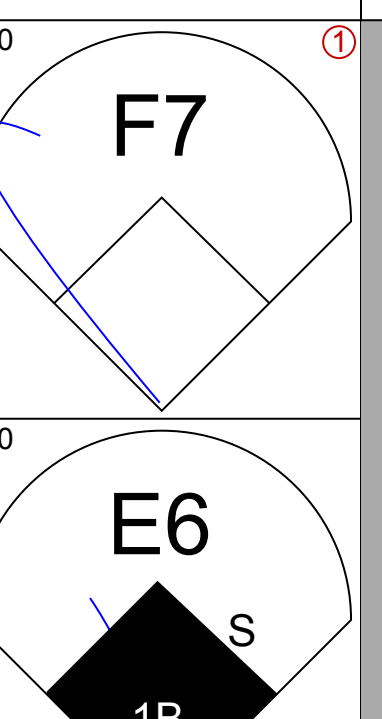
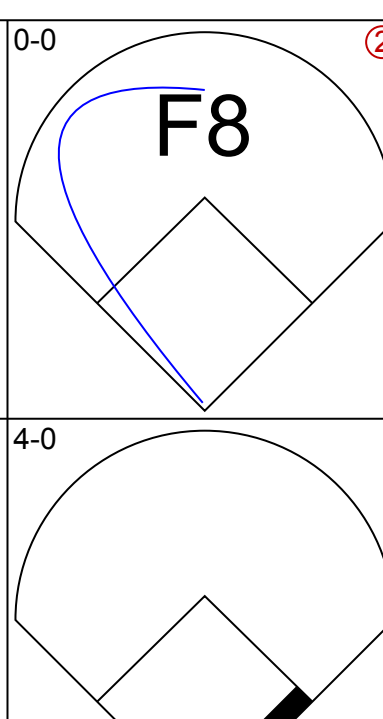
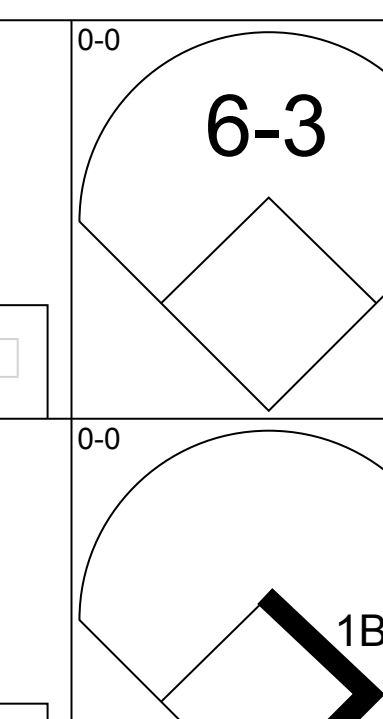
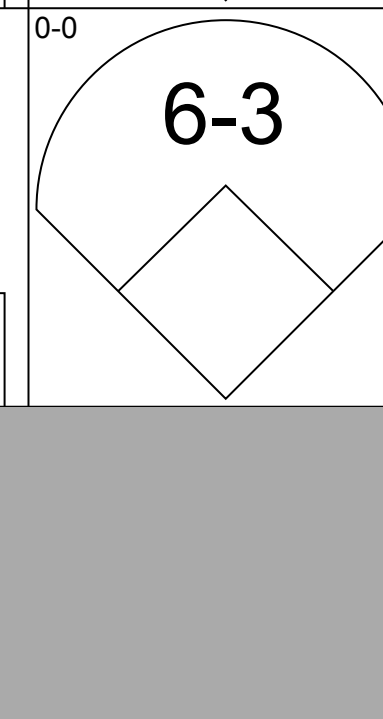
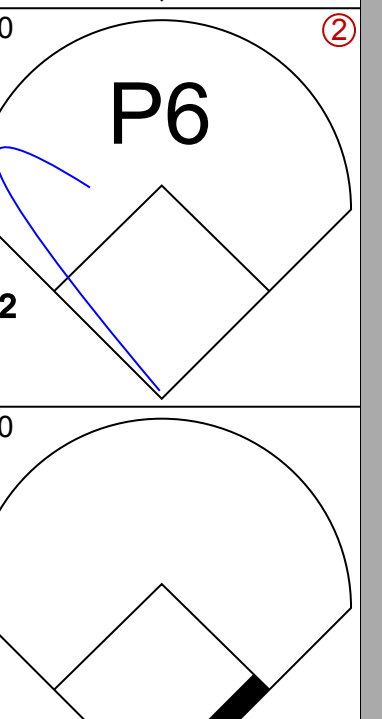

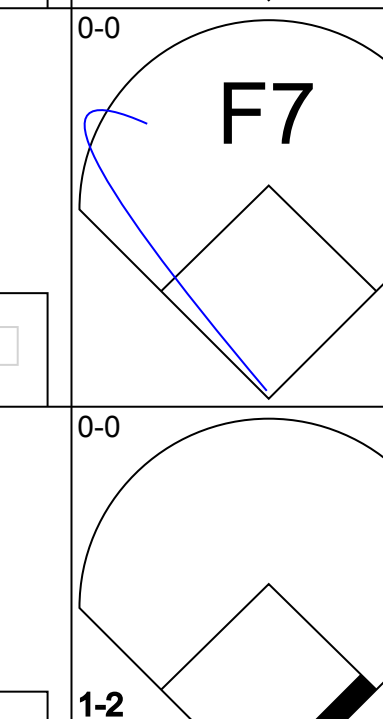
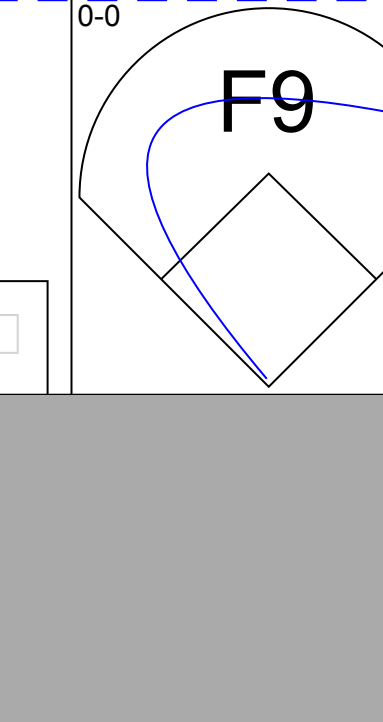

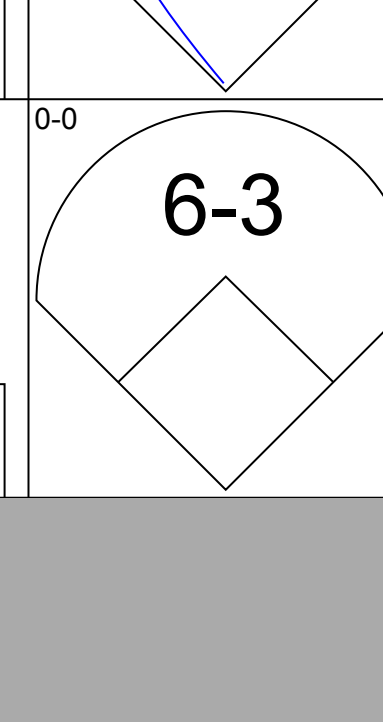
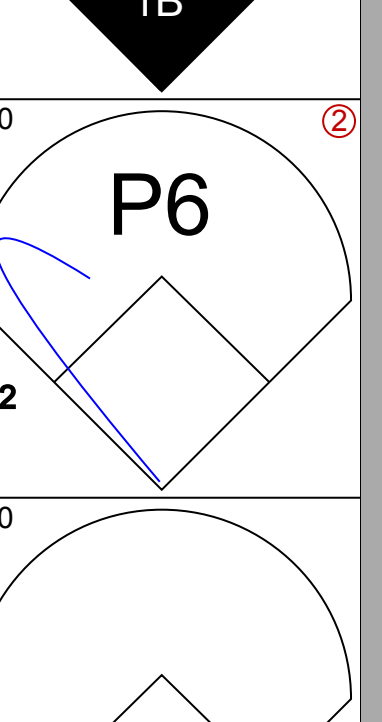
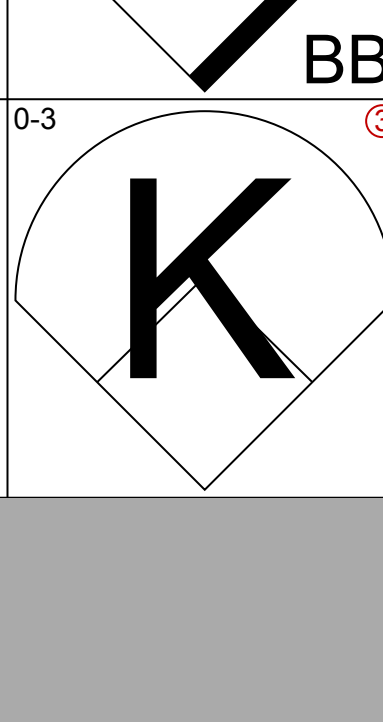
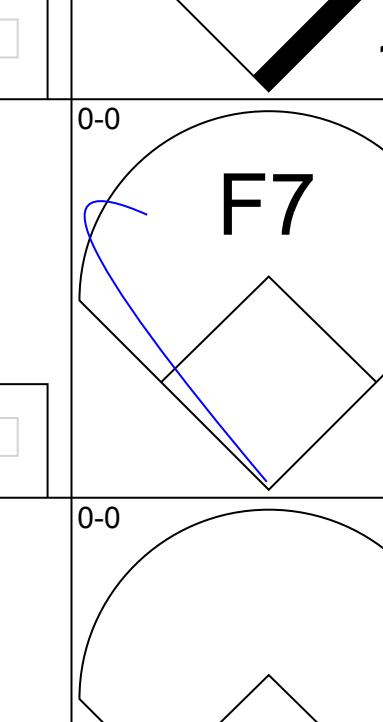
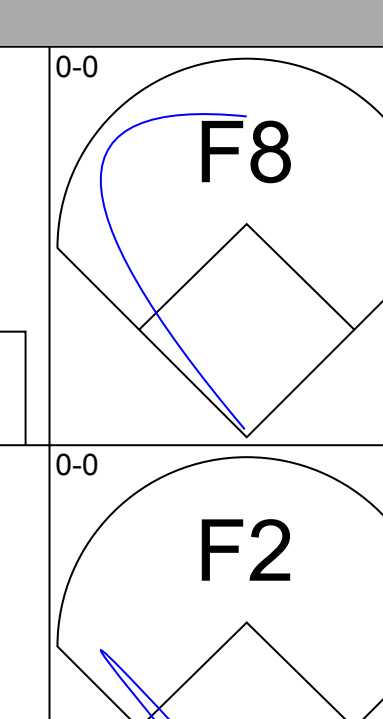
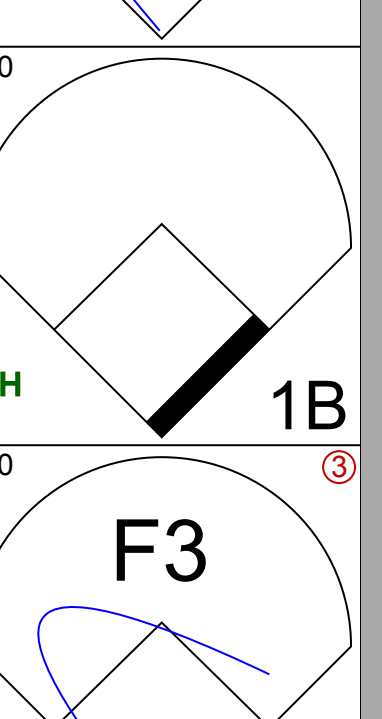

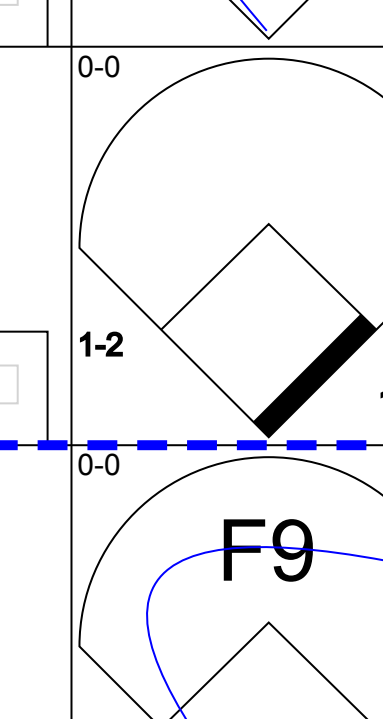
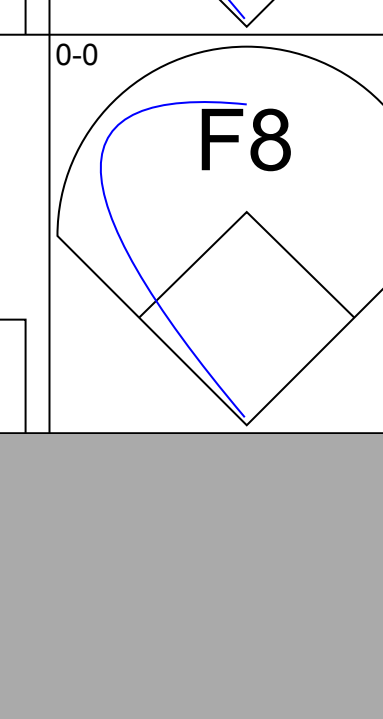




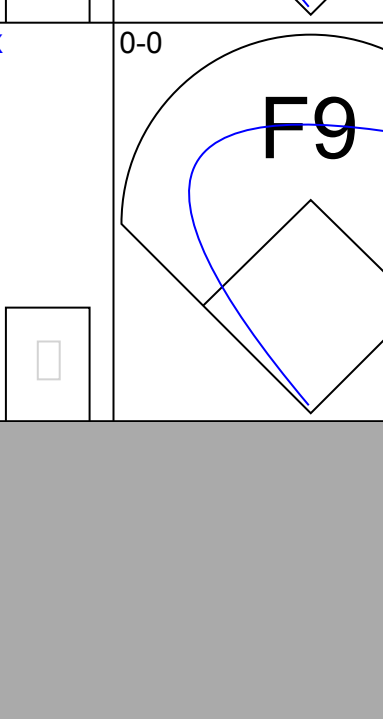

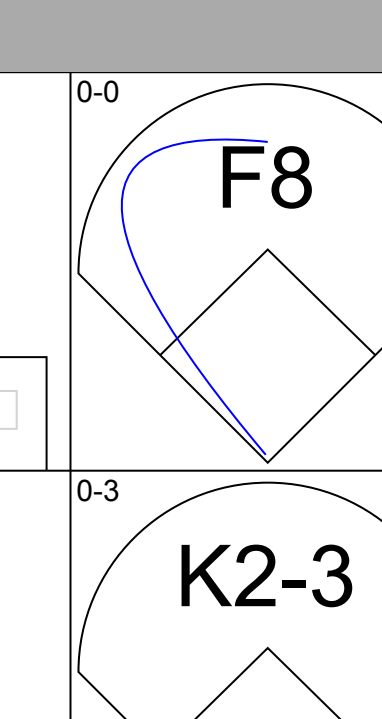
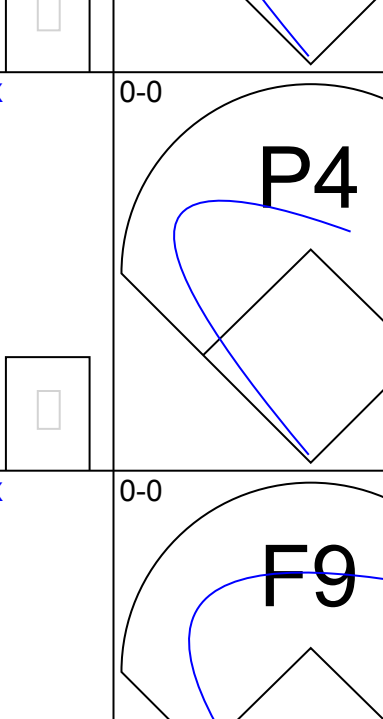
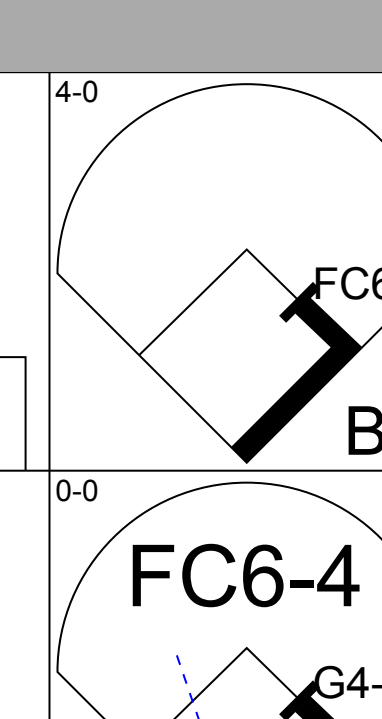
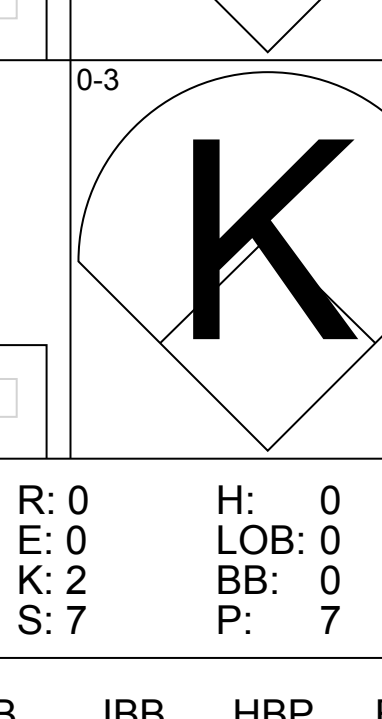
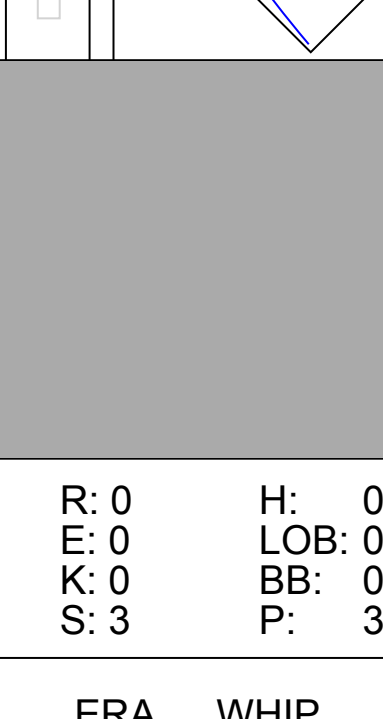
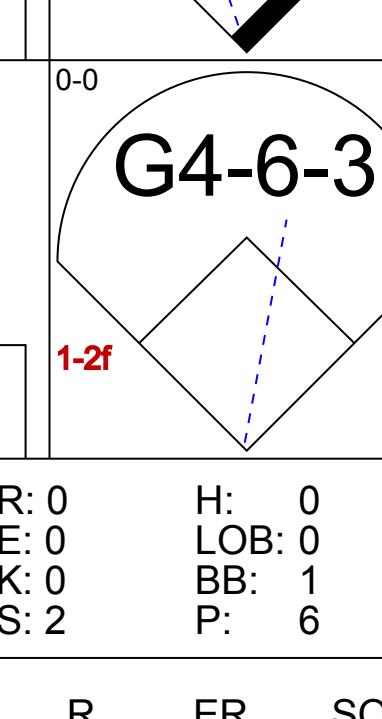
Batter	1	2	3	4	5	6	7	8	9	10	AB	R	H	RBI	BB	SO	LOB	BOTTOM				
Pete Rose, S OBP: 0.391, SLG: 0.467 (1, 9)											5	1	4	1	0	1	1					
Alex Johnson, R OBP: 0.350, SLG: 0.399 (1, 7)											5	1	1	0	1	0	5					
Mack Jones, L OBP: 0.356, SLG: 0.405 (1, 8)											6	1	3	0	0	2	3					
Tony Perez, R OBP: 0.334, SLG: 0.408 (1, 5)											5	0	2	1	1	1	5					
Johnny Bench, R OBP: 0.306, SLG: 0.421 (1, 2)											5	2	1	2	0	1	6					
Tommy Helms, R OBP: 0.324, SLG: 0.388 (1, 4)											5	1	3	1	0	0	2					
Fred Whitfield, L OBP: 0.270, SLG: 0.286 (1, 3)											5	1	2	3	0	1	2					
Leo Cardenas, R OBP: 0.285, SLG: 0.302 (1, 6)											5	2	2	1	0	2	1					
Tony Cloninger, R OBP: 0.172, SLG: 0.414 George Culver, R OBP: 0.157, SLG: 0.157 Ted Abernathy, R OBP: 0.162, SLG: 0.167 Jim Beauchamp, R OBP: 0.316, SLG: 0.556 Clay Carroll, R OBP: 0.143, SLG: 0.143 (1, 1) (3, 1) (5, 1) (7, PH) (8, 1)											1	0	0	0	0	0	1					
Inning Stats	R: 3 E: 0 K: 1 S: 9	H: 4 LOB: 1 BB: 0 P: 9	R: 1 E: 1 K: 1 S: 8	H: 2 LOB: 3 BB: 1 P: 12	R: 1 E: 0 K: 1 S: 8	H: 3 LOB: 2 BB: 0 P: 8	R: 2 E: 1 K: 2 S: 10	H: 2 LOB: 1 BB: 0 P: 10	R: 0 E: 0 K: 2 S: 8	H: 1 LOB: 1 BB: 0 P: 9	R: 0 E: 1 K: 1 S: 6	H: 0 LOB: 1 BB: 0 P: 6	R: 0 E: 0 K: 0 S: 4	H: 2 LOB: 1 BB: 0 P: 4	R: 1 E: 0 K: 1 S: 7	H: 2 LOB: 1 BB: 0 P: 7	R: 1 E: 0 K: 0 S: 2	H: 2 LOB: 1 BB: 0 P: 2	1B: 12 2B: 6 3B: 0 HR: 2	SF: 1 SAC: 0 DP: 2 HBP: 0	WP: 0 PB: 0 SB: 0 CS: 0	PA: 49
PITCHER	IP	WLS	BF	H	R	ER	SO	BB	IBB	HBP	BLK	WP	HR	S	P	ERA	WHIP					
Ron Reed, R ERA: 3.1 Dick Kelley, L ERA: 2.85 Ken Johnson, R ERA: 3.3 Mitt Pappas, R ERA: 4.08 (1, 1) (3, 1) (7, 1) (10, 1)	2.2	9	4	3	1	0	0	0	0	0	0	0	0	24	28	13.50	3.750					
Ron Reed, R ERA: 3.1 Dick Kelley, L ERA: 2.85 Ken Johnson, R ERA: 3.3 Mitt Pappas, R ERA: 4.08 (1, 1) (3, 1) (7, 1) (10, 1)	3.1	15	4	2	0	5	1	0	0	0	0	0	0	24	28	0.00	1.500					
Ron Reed, R ERA: 3.1 Dick Kelley, L ERA: 2.85 Ken Johnson, R ERA: 3.3 Mitt Pappas, R ERA: 4.08 (1, 1) (3, 1) (7, 1) (10, 1)	3.0	13	4	1	1	2	0	0	0	0	0	0	1	17	17	3.00	1.333					
Ron Reed, R ERA: 3.1 Dick Kelley, L ERA: 2.85 Ken Johnson, R ERA: 3.3 Mitt Pappas, R ERA: 4.08 (1, 1) (3, 1) (7, 1) (10, 1)	0.0	L	2	2	1	1	0	0	0	0	0	0	0	2	2	∞	∞					


Atlanta Braves @ Cincinnati Reds
Crosley Field, Cincinnati, OH
Tue Aug 13 1968, 7:05 PM EDT
Att: 7,654 - Unknown


AB 46
R 9
H 19
RBI 9
BB 2
SO 10
LOB 26



Batter	1	2	3	4	5	6	7	8	9	AB	R	H	RBI	BB	SO	LOB	TOP					
Felipe Alou, R OBP: 0.365, SLG: 0.439 (1, 8)										5	2	3	0	0	2	2	Atlanta Braves @ St. Louis Cardinals Busch Stadium, St. Louis, MO Fri Aug 16 1968, 7:05 PM CDT Att: 42,580 - Unknown					
Felix Milan, R OBP: 0.331, SLG: 0.346 (1, 4)										5	0	3	2	0	0	1						
Hank Aaron, R OBP: 0.325, SLG: 0.465 (1, 9)										5	1	2	0	0	0	4						
Joe Torre, R OBP: 0.335, SLG: 0.395 (1, 2)										4	1	1	3	1	0	0						
Tommie Aaron, R OBP: 0.310, SLG: 0.307 (1, 7)										5	0	2	0	0	0	3						
Deron Johnson, R OBP: 0.291, SLG: 0.299 (1, 3)										5	0	2	0	0	3	2						
Bob Johnson, R OBP: 0.315, SLG: 0.310 (1, 5)										5	1	2	0	0	0	2						
Marty Martinez, S OBP: 0.282, SLG: 0.220 (1, 6)										5	0	0	0	0	0	3						
Mitt Pappas, R OBP: 0.195, SLG: 0.211 (1, 1)										3	0	0	0	1	2	0						
Claude Raymond, R OBP: 0.143, SLG: 0.143 (9, 1)										0	0	0	0	0	0	0						
Inning Stats	R: 0 E: 0 K: 1 S: 5	H: 0 LOB: 0 BB: 0 P: 5	R: 0 E: 0 K: 1 S: 6	H: 1 LOB: 1 BB: 0 P: 6	R: 1 E: 0 K: 1 S: 8	H: 3 LOB: 3 BB: 1 P: 12	R: 0 E: 0 K: 1 S: 5	H: 0 LOB: 0 BB: 0 P: 5	R: 3 E: 0 K: 2 S: 11	H: 4 LOB: 1 BB: 0 P: 11	R: 1 E: 1 K: 1 S: 7	H: 2 LOB: 2 BB: 1 P: 11	R: 0 E: 0 K: 0 S: 4	H: 1 LOB: 1 BB: 0 P: 4	R: 0 E: 0 K: 0 S: 5	H: 2 LOB: 2 BB: 0 P: 5	R: 0 E: 0 K: 0 S: 5	H: 2 LOB: 2 BB: 0 P: 5	1B: 13 2B: 1 3B: 0 HR: 1	SF: 0 SAC: 0 DP: 0 HBP: 0	WP: 0 PB: 0 SB: 0 CS: 0	PA: 44
PITCHER	IP	WLS	BF	H	R	ER	SO	BB	IBB	HBP	BLK	WP	HR	S	P	ERA	WHIP					
Steve Carlton, L ERA: 3.06 (1, 1)	5.1	L	27	9	5	5	6	2	0	0	0	0	1	37	45	8.44	2.062					
Wayne Granger, R ERA: 2.1 (6, 1)	0.2		3	1	0	0	1	0	0	0	0	0	0	5	5	0.00	1.500					
Mel Nelson, L ERA: 2.65 (7, 1)	3.0		14	5	0	0	0	0	0	0	0	0	0	14	14	0.00	1.667					

Batter	1	2	3	4	5	6	7	8	9	AB	R	H	RBI	BB	SO	LOB	BOTTOM					
Lou Brock, L OBP: 0.324, SLG: 0.430 (1, 7)										4	0	0	0	0	0	0	Atlanta Braves @ St. Louis Cardinals Busch Stadium, St. Louis, MO Fri Aug 16 1968, 7:05 PM CDT Att: 42,580 - Unknown					
Curt Flood, R OBP: 0.330, SLG: 0.360 (1, 8)									2	1	0	0	1	0	0							
Mel Nelson, R OBP: 0.300, SLG: 0.222 (7, 1)									0	0	0	0	0	0	0							
Tim McCarver, L OBP: 0.289, SLG: 0.334 (9, PH)									1	0	1	0	0	0	0							
Roger Maris, L OBP: 0.323, SLG: 0.390 (1, 9)									4	0	0	0	0	1	3							
Orlando Cepeda, R OBP: 0.316, SLG: 0.383 (1, 3)									4	0	2	1	0	0	0							
Johnny Edwards, L OBP: 0.291, SLG: 0.348 (1, 2)									4	0	0	0	0	0	3							
Mike Shannon, R OBP: 0.331, SLG: 0.444 (1, 5)										3	0	1	0	0	0							
Dick Schofield, S OBP: 0.295, SLG: 0.333 (1, 4)									2	0	0	0	1	0	0							
Dal Maxvill, R OBP: 0.322, SLG: 0.301 (1, 6)									3	0	0	0	0	1	1							
Steve Carlton, L OBP: 0.175, SLG: 0.316 (1, 1)									1	0	0	0	0	1	0							
Wayne Granger, R OBP: 0.200, SLG: 0.200 (6, 1)									0	0	0	0	0	0	0							
Bobby Tolan, L OBP: 0.293, SLG: 0.365 (6, PH)									2	0	0	0	0	0	1							
Inning Stats	R: 0 E: 0 K: 0 S: 3	H: 0 LOB: 0 BB: 0 P: 3	R: 0 E: 0 K: 0 S: 3	H: 0 LOB: 0 BB: 0 P: 3	R: 0 E: 0 K: 2 S: 7	H: 0 LOB: 0 BB: 0 P: 7	R: 1 E: 1 K: 0 S: 5	H: 1 LOB: 1 BB: 0 P: 5	R: 0 E: 0 K: 0 S: 3	H: 0 LOB: 0 BB: 0 P: 3	R: 0 E: 0 K: 1 S: 5	H: 0 LOB: 1 BB: 1 P: 9	R: 0 E: 0 K: 0 S: 3	H: 1 LOB: 1 BB: 0 P: 3	R: 0 E: 0 K: 0 S: 2	H: 0 LOB: 0 BB: 1 P: 6	R: 0 E: 0 K: 0 S: 5	H: 2 LOB: 2 BB: 0 P: 5	1B: 4 2B: 0 3B: 0 HR: 0	SF: 0 SAC: 0 DP: 1 HBP: 0	WP: 0 PB: 0 SB: 1 CS: 0	PA: 32
PITCHER	IP	WLS	BF	H	R	ER	SO	BB	IBB	HBP	BLK	WP	HR	S	P	ERA	WHIP					
Mitt Pappas, R ERA: 3.82 (1, 1)	8.2	W	31	4	1	0	3	2	0	0	0	0	0	35	43	0.00	0.692					
Claude Raymond, R ERA: 2.91 (9, 1)	0.1	S	1	0	0	0	0	0	0	0	0	0	0	1	1	0.00	0.000					

Batter	1	2	3	4	5	6	7	8	9	AB	R	H	RBI	BB	SO	LOB	TOP					
Felipe Alou, R OBP: 0.365, SLG: 0.438 (1, 8)	F5		G4-3 1B		FC5-4			P4		4	0	1	0	0	0	2	Atlanta Braves @ St. Louis Cardinals Busch Stadium, St. Louis, MO Sat Aug 17 1968, 7:05 PM CDT Att: 46,537 - Unknown					
Felix Milten, R OBP: 0.330, SLG: 0.353 (1, 4)	F8		G4-3		F7			HR		4	1	1	1	0	0	2						
Hank Aaron, R OBP: 0.327, SLG: 0.464 (1, 9)	F7			G6-4-3 BB				F3		3	0	1	0	1	0	0						
Joe Torre, R OBP: 0.334, SLG: 0.391 (1, 2)				G6-4-3 BB				F8		3	0	0	0	1	0	2						
Tommie Aaron, R OBP: 0.309, SLG: 0.306 (1, 7)	K			L6				P3		4	0	1	0	0	1	1						
Deron Johnson, R OBP: 0.290, SLG: 0.298 (1, 3)	E6							P3		4	1	1	0	0	0	2						
Bob Johnson, R OBP: 0.314, SLG: 0.308 (1, 5)	F8							P4		4	1	1	0	0	0	2						
Marty Martinez, S OBP: 0.283, SLG: 0.222 (1, 6)	F9									3	0	1	0	0	0	2						
Pat Jarvis, R OBP: 0.174, SLG: 0.179 (1, 1)			K					K		3	0	1	2	0	2	0						
Inning Stats	R: 0 E: 0 K: 0 S: 3	H: 0 LOB: 0 BB: 0 P: 3	R: 0 E: 1 K: 1 S: 6	H: 0 LOB: 2 BB: 1 P: 10	R: 0 E: 0 K: 1 S: 5	H: 1 LOB: 0 BB: 0 P: 5	R: 0 E: 0 K: 0 S: 2	H: 0 LOB: 0 BB: 1 P: 6	R: 2 E: 0 K: 0 S: 6	H: 4 LOB: 1 BB: 0 P: 6	R: 0 E: 0 K: 0 S: 4	H: 2 LOB: 1 BB: 0 P: 4	R: 0 E: 0 K: 1 S: 5	H: 0 LOB: 0 BB: 0 P: 5	R: 1 E: 0 K: 0 S: 4	H: 1 LOB: 0 BB: 0 P: 4	R: 0 E: 0 K: 0 S: 3	H: 0 LOB: 0 BB: 0 P: 3	1B: 7 2B: 1 3B: 0 HR: 1	SF: 0 SAC: 0 DP: 4 HBP: 0	WP: 0 PB: 0 SB: 0 CS: 0	PA: 34
PITCHER Larry Jaster, L ERA: 3.11 (1, 1)	IP: 9.0 WLS: L BF: 34 H: 8 R: 3 ER: 3 SO: 3 BB: 2 IBB: 0 HBP: 0 BLK: 0 WP: 0 HR: 1 S: 38 P: 46 ERA: 3.00 WHIP: 1.11															PITCHER						

Batter	1	2	3	4	5	6	7	8	9	AB	R	H	RBI	BB	SO	LOB	BOTTOM			
Lou Brock, L OBP: 0.328, SLG: 0.434 (1, 7)	2B									2	1	2	1	2	0	0	Atlanta Braves @ St. Louis Cardinals Busch Stadium, St. Louis, MO Sat Aug 17 1968, 7:05 PM CDT Att: 46,537 - Unknown			
Bobby Tolan, L OBP: 0.292, SLG: 0.368 (1, 8)					G3-6-1 BB			IBB		4	0	1	0	0	1	5				
Roger Maris, L OBP: 0.322, SLG: 0.387 (1, 9)	1-3				P4			FC5-4 1B		4	0	1	0	0	0	3				
Orlando Cepeda, R OBP: 0.315, SLG: 0.382 (1, 3)	E6				5-3			F8		4	0	1	1	0	0	2				
Tim McCarver, L OBP: 0.286, SLG: 0.330 (1, 2)	F9				F9			FC5-4		4	0	0	0	0	0	4				
Mike Shannon, R OBP: 0.328, SLG: 0.440 (1, 5)	F9				P3			5-3		4	0	0	0	0	0	4				
Dick Schofield, S OBP: 0.302, SLG: 0.327 (1, 4)					K			K		2	1	0	0	1	2	0				
Dal Maxvill, R OBP: 0.319, SLG: 0.298 (1, 6)					P6			K		4	0	0	0	0	1	2				
Larry Jaster, L OBP: 0.179, SLG: 0.237 (1, 1) Dave Ricketts, S OBP: 0.118, SLG: 0.118 (9, PH)					G3-6-1 BB			SH1-4		2	0	1	0	0	1	1				
Inning Stats	R: 1 E: 1 K: 0 S: 6	H: 2 LOB: 2 BB: 0 P: 6	R: 1 E: 0 K: 1 S: 6	H: 1 LOB: 1 BB: 1 P: 10	R: 0 E: 0 K: 1 S: 5	H: 0 LOB: 0 BB: 0 P: 3	R: 0 E: 0 K: 1 S: 5	H: 0 LOB: 0 BB: 0 P: 5	R: 0 E: 0 K: 0 S: 3	H: 1 LOB: 1 BB: 1 P: 7	R: 0 E: 0 K: 0 S: 3	H: 1 LOB: 2 BB: 1 P: 10	R: 0 E: 0 K: 1 S: 4	H: 0 LOB: 1 BB: 0 P: 4	R: 0 E: 0 K: 2 S: 7	H: 0 LOB: 0 BB: 0 P: 7	1B: 4 2B: 2 3B: 0 HR: 0	SF: 0 SAC: 1 DP: 2 HBP: 1	WP: 0 PB: 0 SB: 1 CS: 0	PA: 36
PITCHER Pat Jarvis, R ERA: 2.52 (1, 1)	IP: 9.0 WLS: W BF: 36 H: 6 R: 2 ER: 2 SO: 5 BB: 2 IBB: 1 HBP: 1 BLK: 0 WP: 0 HR: 0 S: 42 P: 55 ERA: 2.00 WHIP: 0.889															PITCHER				

Batter	1	2	3	4	5	6	7	8	9	AB	R	H	RBI	BB	SO	LOB	TOP			
Felipe Alou, R OBP: 0.364, SLG: 0.437 Mike Lum, L OBP: 0.263, SLG: 0.320	L5				6-3			4-3		3	0	1	0	0	0	0	Atlanta Braves @ St. Louis Cardinals Busch Stadium, St. Louis, MO Sun Aug 18 1968, 3:33 AM CDT Att: 37,571 - Unknown			
Felix Milten, R OBP: 0.330, SLG: 0.352	6-3		SF8			K		1B		3	0	1	1	0	1	0				
Hank Aaron, R OBP: 0.326, SLG: 0.463 Mike Page, L OBP: 0.290, SLG: 0.217	F8		4-3			K		1B		1	0	0	0	0	0	0				
Tito Francona, L OBP: 0.415, SLG: 0.381					F7			F7		4	0	1	0	0	0	2				
Deron Johnson, R OBP: 0.287, SLG: 0.294	G6-4-3				F3			6-3		4	0	0	0	0	1	1				
Bob Johnson, R OBP: 0.318, SLG: 0.320	4-3							F9		4	0	2	0	0	0	0				
Bob Tillman, R OBP: 0.246, SLG: 0.282					F9			F7		4	0	1	0	0	0	2				
Marty Martinez, S OBP: 0.284, SLG: 0.223 Rick Kester, R OBP: 0.307, SLG: 0.305					6-3			F9		3	1	1	0	0	0	1				
Ron Reed, R OBP: 0.180, SLG: 0.146 Ken Johnson, R OBP: 0.179, SLG: 0.164 Wayne Causey, L OBP: 0.239, SLG: 0.192					5-3			F5		0	0	0	0	0	0	0				
Inning Stats	R: 0 E: 0 K: 0 S: 3	H: 0 LOB: 0 BB: 0 P: 3	R: 0 E: 0 K: 0 S: 3	H: 1 LOB: 0 BB: 0 P: 3	R: 1 E: 0 K: 0 S: 6	H: 3 LOB: 2 BB: 0 P: 6	R: 0 E: 0 K: 0 S: 4	H: 1 LOB: 1 BB: 0 P: 4	R: 0 E: 0 K: 2 S: 7	H: 0 LOB: 0 BB: 0 P: 7	R: 0 E: 0 K: 1 S: 6	H: 1 LOB: 0 BB: 0 P: 6	R: 0 E: 0 K: 0 S: 5	H: 2 LOB: 2 BB: 0 P: 5	R: 0 E: 0 K: 1 S: 6	H: 1 LOB: 1 BB: 0 P: 6		1B: 8 2B: 1 3B: 0 HR: 0	SF: 1 SAC: 0 DP: 1 HBP: 0	WP: 0 PB: 0 SB: 0 CS: 0
PITCHER Ray Washburn, R ERA: 2.59	IP: 9.0 WLS: W BF: 35 H: 9 R: 1 ER: 1 SO: 4 BB: 0 IBB: 0 HBP: 0 BLK: 0 WP: 0 HR: 0 S: 43 P: 43 ERA: 1.00 WHIP: 1.000															PITCHER				

Batter	1	2	3	4	5	6	7	8	9	AB	R	H	RBI	BB	SO	LOB	BOTTOM			
Lou Brock, L OBP: 0.327, SLG: 0.432					4-3			L5		5	2	1	1	0	1	5	Atlanta Braves @ St. Louis Cardinals Busch Stadium, St. Louis, MO Sun Aug 18 1968, 3:33 AM CDT Att: 37,571 - Unknown			
Phil Gaetano, R OBP: 0.285, SLG: 0.209	K				P4			F7		5	1	1	2	0	1	2				
Roger Maris, L OBP: 0.328, SLG: 0.392 Ed Spiezio, R OBP: 0.234, SLG: 0.167					P3			4-3		5	1	3	1	0	0	1				
Orlando Cepeda, R OBP: 0.318, SLG: 0.384					F8			F3		5	1	3	2	0	0	1				
Tim McCarver, L OBP: 0.285, SLG: 0.328					6-3			E5		5	1	1	0	0	0	3				
Mike Shannon, R OBP: 0.333, SLG: 0.446								G6-4-3		5	2	4	1	0	0	2				
Ron Davis, R OBP: 0.283, SLG: 0.295								K		5	1	1	1	0	2	5				
Dal Maxvill, R OBP: 0.321, SLG: 0.298								P3		3	1	1	0	1	0	2				
Ray Washburn, R OBP: 0.224, SLG: 0.143										2	0	1	2	2	1	1				
Inning Stats	R: 9 E: 1 K: 1 S: 14	H: 8 LOB: 2 BB: 2 P: 22	R: 0 E: 0 K: 1 S: 6	H: 1 LOB: 1 BB: 0 P: 6	R: 0 E: 0 K: 1 S: 6	H: 1 LOB: 1 BB: 0 P: 6	R: 1 E: 0 K: 1 S: 8	H: 3 LOB: 2 BB: 0 P: 8	R: 0 E: 0 K: 0 S: 3	H: 0 LOB: 0 BB: 0 P: 3	R: 0 E: 0 K: 0 S: 4	H: 1 LOB: 1 BB: 0 P: 4	R: 0 E: 0 K: 0 S: 3	H: 0 LOB: 1 BB: 1 P: 7	R: 0 E: 0 K: 1 S: 6	H: 2 LOB: 1 BB: 0 P: 6		1B: 14 2B: 3 3B: 0 HR: 0	SF: 0 SAC: 0 DP: 2 HBP: 0	WP: 1 PB: 0 SB: 2 CS: 0
PITCHER Ron Reed, R ERA: 3.32 Ken Johnson, R ERA: 3.41 Rick Kester, R ERA:	IP: 0.1 WLS: L BF: 26 H: 9 R: 2 ER: 1 SO: 3 BB: 0 IBB: 0 HBP: 0 BLK: 0 WP: 0 HR: 0 S: 9 P: 17 ERA: 108.00 WHIP: 18.000															PITCHER				



Batter	1	2	3	4	5	6	7	8	9	AB	R	H	RBI	BB	SO	LOB	TOP
Felipe Alou, R OBP: 0.361, SLG: 0.433 (1, 8)										5	0	0	0	0	0	5	Atlanta Braves @ Chicago Cubs Wrigley Field, Chicago, IL Mon Aug 19 1968, 3:33 AM CDT Att: 11,363 - Sunny - 85 F
Felix Milán, R OBP: 0.328, SLG: 0.351 (1, 4)										5	0	1	0	0	0	4	
Hank Aaron, R Mike Page, L OBP: 0.328, SLG: 0.464 OBP: 0.290, SLG: 0.217 (1, 9) (8, 9)										4	0	2	0	0	0	1	
Joe Torre, R OBP: 0.342, SLG: 0.397 (1, 2)										3	1	3	0	1	0	0	
Tommie Aaron, R OBP: 0.306, SLG: 0.304 (1, 7)										4	0	1	0	0	0	5	
Deron Johnson, R OBP: 0.283, SLG: 0.290 (1, 3)										4	0	0	0	0	3	7	
Bob Johnson, R OBP: 0.311, SLG: 0.312 (1, 5)										4	0	0	0	0	0	2	
Marty Martínez, S OBP: 0.291, SLG: 0.232 (1, 6)										4	0	3	0	0	0	0	
George Stone, L OBP: 0.462, SLG: 0.417 (1, 1)										2	0	1	0	0	0	1	
Bob Tillman, R OBP: 0.245, SLG: 0.280 (7, PH)										1	0	0	0	0	0	1	
Cecil Upshaw, R OBP: 0.200, SLG: 0.143 (7, 1)										0	0	0	0	0	0	0	
Tito Francona, L OBP: 0.418, SLG: 0.383 (8, PH)										1	0	1	0	0	0	0	
Inning Stats	R: 0 E: 0 K: 0 S: 3	H: 1 LOB: 0 BB: 0 P: 3	R: 1 E: 0 K: 0 S: 4	H: 2 LOB: 0 BB: 0 P: 4	R: 0 E: 0 K: 1 S: 4	H: 1 LOB: 2 BB: 0 P: 7	R: 0 E: 0 K: 1 S: 5	H: 0 LOB: 1 BB: 1 P: 9	R: 0 E: 0 K: 1 S: 4	H: 1 LOB: 2 BB: 0 P: 7	R: 0 E: 0 K: 1 S: 5	H: 2 LOB: 2 BB: 0 P: 5	R: 0 E: 0 K: 0 S: 5	H: 2 LOB: 2 BB: 0 P: 5	1B: 12 2B: 0 3B: 0 HR: 0	SF: 0 SAC: 0 DP: 1 HBP: 0	WP: 1 PA: 39 PB: 0 SB: 0 CS: 1
PITCHER Ken Holtzman, L ERA: 3.45 (1, 1)	IP: 9.0 WLS: W BF: 38 H: 12 R: 1 ER: 1 SO: 3 BB: 1 IBB: 0 HBP: 0 BLK: 0 WP: 1 HR: 0 S: 43 P: 47 ERA: 1.00 WHIP: 1.444											PITCHER	IP: 9.0 WLS: W BF: 38 H: 12 R: 1 ER: 1 SO: 3 BB: 1 IBB: 0 HBP: 0 BLK: 0 WP: 1 HR: 0 S: 43 P: 47 ERA: 1.00 WHIP: 1.444				

Atlanta Braves @ Chicago Cubs
 Wrigley Field, Chicago, IL
 Mon Aug 19 1968, 3:33 AM CDT
 Att: 11,363 - Sunny - 85 F

AB	37
R	1
H	12
RBI	0
BB	1
SO	3
LOB	26



Batter	1	2	3	4	5	6	7	8	9	AB	R	H	RBI	BB	SO	LOB	BOTTOM
Don Kessinger, S OBP: 0.296, SLG: 0.306 (1, 6)										4	0	1	0	0	0	0	Atlanta Braves @ Chicago Cubs Wrigley Field, Chicago, IL Mon Aug 19 1968, 3:33 AM CDT Att: 11,363 - Sunny - 85 F
Glenn Beckert, R OBP: 0.304, SLG: 0.346 (1, 4)										4	1	1	0	0	1	1	
Billy Williams, L OBP: 0.334, SLG: 0.478 (1, 9)										4	2	2	1	0	0	0	
14 Ernie Banks, R OBP: 0.298, SLG: 0.474 (1, 3)										4	1	2	2	0	1	1	
Ron Santo, R OBP: 0.360, SLG: 0.413 (1, 5)										3	1	2	2	1	1	0	
Randy Hundley, R OBP: 0.288, SLG: 0.333 (1, 2)										4	0	0	0	0	0	3	
Adolfo Phillips, R OBP: 0.331, SLG: 0.377 (1, 8)										4	0	1	0	0	0	2	
Jose Arcia, R OBP: 0.214, SLG: 0.294 (1, 7)										3	0	0	0	0	2	1	
Ken Holtzman, R OBP: 0.127, SLG: 0.143 (1, 1)										3	0	0	0	0	1	1	
Inning Stats	R: 2 E: 0 K: 2 S: 9	H: 2 LOB: 0 BB: 0 P: 9	R: 0 E: 0 K: 0 S: 4	H: 1 LOB: 1 BB: 0 P: 4	R: 2 E: 0 K: 1 S: 5	H: 3 LOB: 1 BB: 0 P: 6	R: 0 E: 0 K: 1 S: 5	H: 0 LOB: 0 BB: 0 P: 5	R: 0 E: 0 K: 2 S: 8	H: 1 LOB: 1 BB: 0 P: 8	R: 0 E: 0 K: 0 S: 4	H: 1 LOB: 2 BB: 1 P: 8	R: 0 E: 0 K: 0 S: 4	H: 1 LOB: 2 BB: 1 P: 8	1B: 4 2B: 2 3B: 1 HR: 2	SF: 0 SAC: 0 DP: 0 HBP: 0	
PITCHER George Stone, L ERA: 3.18 Cecil Upshaw, R ERA: 2.34 (1, 1) (7, 1)	IP: 6.0 WLS: L BF: 25 H: 7 R: 5 ER: 5 SO: 4 BB: 0 IBB: 0 HBP: 0 BLK: 0 WP: 0 HR: 2 S: 33 P: 33 ERA: 7.50 WHIP: 1.167											PITCHER	IP: 6.0 WLS: L BF: 25 H: 7 R: 5 ER: 5 SO: 4 BB: 0 IBB: 0 HBP: 0 BLK: 0 WP: 0 HR: 2 S: 33 P: 33 ERA: 7.50 WHIP: 1.167				

Atlanta Braves @ Chicago Cubs
 Wrigley Field, Chicago, IL
 Mon Aug 19 1968, 3:33 AM CDT
 Att: 11,363 - Sunny - 85 F

AB	33
R	5
H	9
RBI	5
BB	1
SO	6
LOB	9



Batter	1	2	3	4	5	6	7	8	9	10	AB	R	H	RBI	BB	SO	LOB	TOP					
Felipe Alou, R OBP: 0.362, SLG: 0.433 (1, 8)	FC6-5 2B	3-1			5-3	1B BB		F9			4	0	1	0	1	0	0	Atlanta Braves @ Chicago Cubs Wrigley Field, Chicago, IL Tue Aug 20 1968, 3:33 AM CDT Att: 16,749 - Unknown - 90 F					
Felix Millan, R OBP: 0.327, SLG: 0.350 (1, 4)	FC6-5 2-3		G3		F6	1B		F8			1	0	0	0	0	0	1						
Wayne Causley, L OBP: 0.240, SLG: 0.194 (2, 4)						1B					4	0	1	1	0	0	0						
Hank Aaron, R OBP: 0.326, SLG: 0.461 (1, 9)	K		K		BB HBP 1B					K	5	0	1	0	0	3	3						
Joe Torre, R OBP: 0.340, SLG: 0.392 (1, 3)	4-3		5-3		BB HBP			F9		K	4	0	0	0	0	1	1						
Tito Francona, L OBP: 0.421, SLG: 0.383 (1, 7)		4-3		1B BB	4-0						3	1	1	0	2	0	0						
Tommie Aaron, R OBP: 0.306, SLG: 0.304 (9, 7)				BB	FC6-4 BB	1B		E4 1B		P5	0	0	0	0	0	0	0						
Bob Johnson, R OBP: 0.301, SLG: 0.302 (1, 5)	1-3			F9	FC6-4 BB			6-3		6-3	5	0	0	0	0	0	5						
Bob Tillman, R OBP: 0.249, SLG: 0.284 (1, 2)	1B HR			F8	1-2			F7		K	5	1	2	1	0	1	1						
Marty Martinez, S OBP: 0.296, SLG: 0.240 (1, 6)	1B HR			1-2	1B			F9		F9	5	2	3	0	0	0	1						
Phil Niekro, R OBP: 0.088, SLG: 0.211 (1, 1)				1B							4	1	1	3	0	0	3						
Claude Raymond, R OBP: 0.143, SLG: 0.143 (8, 1)	1H 2H HR			6-3				P6		G3	0	0	0	0	0	0	0						
Inning Stats	R: 0 E: 0 K: 1 S: 6	H: 1 LOB: 1 BB: 0 P: 6	R: 3 E: 0 K: 0 S: 6	H: 3 LOB: 0 BB: 0 P: 6	R: 0 E: 0 K: 1 S: 5	H: 0 LOB: 0 BB: 0 P: 5	R: 0 E: 0 K: 0 S: 4	H: 1 LOB: 2 BB: 1 P: 8	R: 0 E: 0 K: 1 S: 4	H: 1 LOB: 0 BB: 0 P: 9	R: 1 E: 0 K: 0 S: 5	H: 2 LOB: 2 BB: 1 P: 9	R: 1 E: 1 K: 0 S: 5	H: 2 LOB: 1 BB: 0 P: 5	R: 0 E: 0 K: 0 S: 3	H: 0 LOB: 0 BB: 0 P: 3	R: 0 E: 0 K: 2 S: 7	H: 0 LOB: 0 BB: 0 P: 7	R: 0 E: 0 K: 1 S: 5	H: 0 LOB: 0 BB: 0 P: 5	1B: 8 2B: 1 3B: 0 HR: 1	SF: 0 SAC: 0 DP: 0 HBP: 1	WP: 2 PA: 44 PB: 0 SB: 0 CS: 0
PITCHER	IP WLS BF H R ER SO BB IBB HBP BLK WP HR S P ERA WHIP																	PITCHER	IP WLS BF H R ER SO BB IBB HBP BLK WP HR S P ERA WHIP				
Bill Hands, R ERA: 2.92 (1, 1)	5.1	2	26	7	4	4	2	2	0	0	0	0	0	0	0	0	1	0	8	12	0.00	2.400	
Phil Regan, R ERA: 1.9 (6, 1)	1.2	9	3	1	0	0	0	1	0	0	0	0	0	0	0	0	1	0	8	12	0.00	2.400	
Jack Lambie, R ERA: 4.59 (8, 1)	2.0	6	0	0	0	2	0	0	0	0	0	0	0	0	0	0	0	0	10	10	0.00	0.000	
Joe Niekro, R ERA: 4.16 (10, 1)	1.0	W	3	0	0	0	1	0	0	0	0	0	0	0	0	0	0	0	5	5	0.00	0.000	

Batter	1	2	3	4	5	6	7	8	9	10	AB	R	H	RBI	BB	SO	LOB	BOTTOM			
Don Kessinger, S OBP: 0.293, SLG: 0.303 (1, 6)	1-6-3	6-3			4-3		3-1			K	5	0	0	0	0	1	4	Atlanta Braves @ Chicago Cubs Wrigley Field, Chicago, IL Tue Aug 20 1968, 3:33 AM CDT Att: 16,749 - Unknown - 90 F			
Glenn Beckert, R OBP: 0.303, SLG: 0.346 (1, 4)	P3	F7			K					SF9	4	0	1	1	0	1	0				
Billy Williams, L OBP: 0.335, SLG: 0.477 (1, 9)	14 1B E 1B				P4			G3		1-3	5	1	2	0	0	0	2				
14 Ernie Banks, R OBP: 0.297, SLG: 0.471 (1, 3)	HR 1B				6-3			6-3		K	5	1	1	0	0	2	2				
Ron Santo, R OBP: 0.359, SLG: 0.409 (1, 5)	E6 HR				F8			F9		L5	4	1	0	0	1	0	3				
Willie Smith, L OBP: 0.307, SLG: 0.407 (1, 7)	1-2 3H HR				4-3			K		4-3	5	2	2	4	0	1	3				
Randy Hundley, R OBP: 0.291, SLG: 0.334 (1, 2)	1B				5-3			E6 G3		E SH SF9 1B	4	1	2	0	0	0	0				
Adolfo Phillips, R OBP: 0.328, SLG: 0.373 (1, 8)	F5				P6			K		SH E	3	0	0	0	0	1	2				
Bill Hands, R OBP: 0.121, SLG: 0.079 (8, 1)					P4						2	0	0	0	0	0	0				
Phil Regan, R OBP: 0.306, SLG: 0.390 (7, 9)					F7			G3		1-2 2-3 IBB	0	0	0	0	0	0	0				
Inning Stats	R: 4 E: 1 K: 0 S: 8	H: 4 LOB: 1 BB: 0 P: 8	R: 0 E: 0 K: 0 S: 3	H: 0 LOB: 0 BB: 0 P: 3	R: 0 E: 0 K: 0 S: 3	H: 0 LOB: 0 BB: 0 P: 3	R: 0 E: 0 K: 0 S: 3	H: 0 LOB: 0 BB: 0 P: 3	R: 0 E: 0 K: 1 S: 5	H: 0 LOB: 1 BB: 1 P: 9	R: 0 E: 1 K: 1 S: 6	H: 0 LOB: 0 BB: 0 P: 6	R: 0 E: 0 K: 1 S: 7	H: 2 LOB: 2 BB: 0 P: 7	R: 0 E: 2 K: 1 S: 7	H: 1 LOB: 2 BB: 11 P: 11	R: 1 E: 0 K: 1 S: 5	H: 1 LOB: 0 BB: 0 P: 5	1B: 6 2B: 0 3B: 0 HR: 2	SF: 1 SAC: 1 DP: 0 HBP: 0	WP: 0 PA: 42 PB: 0 SB: 0 CS: 0
PITCHER	IP WLS BF H R ER SO BB IBB HBP BLK WP HR S P ERA WHIP																	PITCHER	IP WLS BF H R ER SO BB IBB HBP BLK WP HR S P ERA WHIP		
Phil Niekro, R ERA: 2.81 (1, 1)	7.0	5	4	0	3	1	0	0	0	0	0	1	34	38	0.00	0.857					
Claude Raymond, R ERA: 2.93 (8, 1)	2.2	L	13	3	2	1	3	0	1	18	22	3.38	1.125								



Batter	1	2	3	4	5	6	7	8	9	AB	R	H	RBI	BB	SO	LOB	TOP				
Felipe Alou, R OBP: 0.360, SLG: 0.431 (1,8)	E5		2B BLK 1B	1-3			K		F7	5	1	1	1	0	1	2					
Wayne Causey, L OBP: 0.233, SLG: 0.188 (1,4)	1-3		F8				F2		4-3	4	0	0	0	0	0	3					
Hank Aaron, R OBP: 0.328, SLG: 0.463 (1,9)	K		BLK 1B 2B				P4		1B 1B	4	1	2	1	0	1	1					
Joe Torre, R OBP: 0.341, SLG: 0.393 (1,2)	1-3						K		1B	4	0	2	1	0	1	1					
Tito Francona, L OBP: 0.415, SLG: 0.377 (1,3)			K				F5		F7	4	0	0	0	0	2	3					
Mike Pape, L OBP: 0.214, SLG: 0.185 (1,7)	K		K				F7		K	4	0	0	0	0	3	3					
Bob Johnson, R OBP: 0.294, SLG: 0.294 (1,5)							L5		F9	4	0	0	0	0	0	0					
Marty Martinez, S OBP: 0.299, SLG: 0.244 (1,6)			HBP 1B 1B				F9		F7	4	1	2	0	0	0	0					
Mitt Pappas, R OBP: 0.233, SLG: 0.231 (1,1)									P3	1	1	1	0	0	0	0					
Cecil Upshaw, R OBP: 0.188, SLG: 0.133 (6,1)										1	0	0	0	0	1	0					
Dick Kelley, R OBP: 0.167, SLG: 0.048 (7,1)										0	0	0	0	0	0	0					
Tommie Aaron, R OBP: 0.305, SLG: 0.303 (9, PH)			1-2 2B HBP							1	0	0	0	0	0	1					
Inning Stats	R: 0 E: 1 K: 1 S: 6	H: 0 LOB: 1 BB: 0 P: 6	R: 0 E: 0 K: 2 S: 7	H: 0 LOB: 0 BB: 0 P: 7	R: 4 E: 0 K: 2 S: 11	H: 4 LOB: 1 BB: 0 P: 12	R: 0 E: 0 K: 0 S: 4	H: 1 LOB: 1 BB: 0 P: 4	R: 0 E: 0 K: 1 S: 5	H: 0 LOB: 0 BB: 0 P: 5	R: 0 E: 0 K: 0 S: 3	H: 0 LOB: 0 BB: 0 P: 3	R: 0 E: 0 K: 1 S: 7	H: 2 LOB: 2 BB: 0 P: 7	R: 0 E: 0 K: 0 S: 4	H: 1 LOB: 1 BB: 0 P: 4	1B: 7 2B: 1 3B: 0 HR: 0	SF: 0 SAC: 0 DP: 0 HBP: 1	WP: 0 PB: 0 SB: 0 CS: 0	PA: 37	
PITCHER	IP	WLS	BF	H	R	ER	SO	BB	IBB	HBP	BLK	WP	HR	S	P	ERA	WHIP				
Fergie Jenkins, R ERA: 2.73 (1,1)	7.0	W	28	5	4	4	8	0	0	1	1	0	0	43	44	5.14	0.714				
Phil Regan, R ERA: 1.87 (8,1)	2.0	S	9	3	0	0	1	0	0	0	0	0	0	11	11	0.00	1.500				

Atlanta Braves @ Chicago Cubs
Wrigley Field, Chicago, IL
Wed Aug 21 1968, 3:33 AM CDT
Unknown - 90 F

AB 36
R 4
H 8
RBI 3
BB 0
SO 9
LOB 14



Batter	1	2	3	4	5	6	7	8	9	AB	R	H	RBI	BB	SO	LOB	BOTTOM				
Don Kessinger, S OBP: 0.291, SLG: 0.301 (1,6)	F7		L9				6-3			4	0	0	0	0	1	3					
Glenn Beckert, R OBP: 0.304, SLG: 0.349 (1,4)	6-3		F8				1B 2B			4	1	2	0	0	0	2					
Billy Williams, L OBP: 0.336, SLG: 0.477 (1,9)	3-1		E9 1-3 3-H 1B				P6		14 HR 1B	4	1	2	2	0	0	2					
14 Ernie Banks, R OBP: 0.301, SLG: 0.487 (1,3)									FC6-5 BB 1B 1-H HR	4	2	3	3	0	0	2					
Ron Santo, R OBP: 0.358, SLG: 0.406 (1,5)			F9				F8		F8 HBP	3	0	0	0	0	0	1					
Willie Smith, L OBP: 0.308, SLG: 0.405 (1,7)			K				P5		F7	3	0	1	0	0	1	1					
Jim Hickman, R OBP: 0.287, SLG: 0.377 (7, PH)										1	0	0	0	0	0	1					
Phil Regan, R OBP: 0.200, SLG: 0.211 (8,1)							G6-3 1B			0	0	0	0	0	0	0					
Randy Hundley, R OBP: 0.291, SLG: 0.332 (1,2)			1-3				G6-3 1-2		P5	3	0	0	0	1	0	1					
Adolfo Phillips, R OBP: 0.327, SLG: 0.372 (1,8)			F8 1B 1B				F3		FC6-5 2-3f	4	1	1	0	0	0	2					
Fergie Jenkins, R OBP: 0.250, SLG: 0.270 (1,1)										2	0	2	0	0	0	0					
Al Spangler, L OBP: 0.353, SLG: 0.388 (7, PH)										1	0	0	0	0	0	0					
Jose Arcia, R OBP: 0.211, SLG: 0.290 (8,7)			E 1-2 1B 1B						4-3	1	0	0	0	0	1	0					
Inning Stats	R: 0 E: 0 K: 0 S: 3	H: 0 LOB: 0 BB: 0 P: 3	R: 1 E: 0 K: 1 S: 6	H: 1 LOB: 0 BB: 0 P: 6	R: 1 E: 1 K: 0 S: 6	H: 3 LOB: 2 BB: 0 P: 6	R: 0 E: 0 K: 0 S: 3	H: 1 LOB: 0 BB: 0 P: 3	R: 0 E: 0 K: 1 S: 7	H: 2 LOB: 2 BB: 0 P: 7	R: 0 E: 0 K: 0 S: 4	H: 1 LOB: 1 BB: 1 P: 8	R: 3 E: 0 K: 0 S: 6	H: 3 LOB: 1 BB: 0 P: 7	R: 0 E: 0 K: 1 S: 5	H: 0 LOB: 0 BB: 0 P: 5	1B: 8 2B: 1 3B: 0 HR: 2	SF: 0 SAC: 0 DP: 1 HBP: 1	WP: 0 PB: 0 SB: 0 CS: 0	PA: 36	
PITCHER	IP	WLS	BF	H	R	ER	SO	BB	IBB	HBP	BLK	WP	HR	S	P	ERA	WHIP				
Mitt Pappas, R ERA: 3.81 (1,1)	5.0	L	21	7	2	2	2	0	0	1	0	0	1	9	14	16.20	3.000				
Cecil Upshaw, R ERA: 2.59 (6,1)	1.2	L	11	4	3	3	0	1	0	1	0	0	0	6	6	0.00	0.000				
Dick Kelley, L ERA: 2.8 (7,1)	1.1		4	0	0	0	1	0	0	0	0	0	0	6	6	0.00	0.000				

Atlanta Braves @ Chicago Cubs
Wrigley Field, Chicago, IL
Wed Aug 21 1968, 3:33 AM CDT
Unknown - 90 F

AB 34
R 5
H 11
RBI 5
BB 1
SO 3
LOB 15



Batter	1	2	3	4	5	6	7	8	9	AB	R	H	RBI	BB	SO	LOB	TOP			
Tony Taylor, R (1.5) OBP: 0.308, SLG: 0.306	P4		L9			5-3		K		4	0	0	0	0	1	2	Philadelphia Phillies @ Atlanta Braves Atlanta Stadium, Atlanta, GA Fri Aug 23 1968, 7:05 PM EDT Att: 23,408 - Unknown			
Cookie Rojas, R (1.4) OBP: 0.281, SLG: 0.325	FC5-4 1B		FC6-4 1-2			F2		P6		4	0	1	0	0	0	2				
Roberto Pena, R (1.6) OBP: 0.317, SLG: 0.314	F2			6-3		K			5-3	4	0	0	0	0	1	1				
Dick Allen, R (1.7) OBP: 0.363, SLG: 0.543	FC5-4 1-2			6-3			6-3		L7	4	0	0	0	0	0	1				
Bill White, L (1.3) OBP: 0.308, SLG: 0.365		4-3		5-3				FC5-4 1B	4-3	4	0	1	0	0	0	0				
Doug Clemens, L (1.9) OBP: 0.182, SLG: 0.100	P4				4-0 BB	G3-6-1 1B		K		2	0	0	0	1	1	1				
Don Lock, R (1.8) OBP: 0.290, SLG: 0.356			K			G3-6-1 1B		FC5-4 1-2		3	0	1	0	0	1	1				
Clay Dalrymple, L (1.2) OBP: 0.261, SLG: 0.271			4-3			G3-6-1 1-2 2-3		L9		3	0	0	0	0	0	2				
Rick Wise, R (1.1) OBP: 0.280, SLG: 0.489						5-3				2	0	1	0	0	0	1				
Grant Jackson, S (7.1) OBP: 0.250, SLG: 0.250										0	0	0	0	0	0	0				
Gary Sutherland, R (8. PH) OBP: 0.257, SLG: 0.254										1	0	1	0	0	0	0				
John Boozer, R (8.1) OBP: 0.200, SLG: 0.200										0	0	0	0	0	0	0				
Inning Stats	R: 0 E: 0 K: 0 S: 4	H: 1 LOB: 1 BB: 0 P: 4	R: 0 E: 0 K: 1 S: 5	H: 0 LOB: 0 BB: 0 P: 5	R: 0 E: 0 K: 0 S: 4	H: 1 LOB: 1 BB: 0 P: 4	R: 0 E: 0 K: 0 S: 3	H: 0 LOB: 0 BB: 0 P: 3	R: 0 E: 0 K: 1 S: 5	H: 1 LOB: 1 BB: 0 P: 6	R: 0 E: 0 K: 1 S: 6	H: 1 LOB: 0 BB: 0 P: 6	R: 0 E: 0 K: 0 S: 3	H: 0 LOB: 0 BB: 0 P: 3	R: 0 E: 0 K: 0 S: 3	H: 0 LOB: 0 BB: 0 P: 3	1B: 5 2B: 0 3B: 0 HR: 0	SF: 0 SAC: 0 DP: 1 HBP: 0	WP: 0 PB: 0 SB: 0 CS: 0	PA: 32
PITCHER Pat Jarvis, R (1.1) ERA: 2.41	IP: 9.0 WLS: W BF: 32 H: 5 R: 0 ER: 0 SO: 4 BB: 1 IBB: 0 HBP: 0 BLK: 0 WP: 0 HR: 0 S: 39 P: 43 ERA: 0.00 WHIP: 0.667															PITCHER				

Batter	1	2	3	4	5	6	7	8	9	AB	R	H	RBI	BB	SO	LOB	BOTTOM			
Felipe Alou, R (1.8) OBP: 0.361, SLG: 0.429	G5-4-3 1B		FC6-4 1B 1-2			K		P6		4	0	2	0	1	1	3	Philadelphia Phillies @ Atlanta Braves Atlanta Stadium, Atlanta, GA Fri Aug 23 1968, 7:05 PM EDT Att: 23,408 - Unknown			
Felix Milan, R (1.4) OBP: 0.332, SLG: 0.357	G5-4-3 1-2		FC6-4 1B 1-2 2-3			HR 1B		SF9 3B		5	2	3	0	0	0	3				
Hank Aaron, R (1.9) OBP: 0.328, SLG: 0.474	F7		FC6-4 1-2 2-3 3-H			HR 1B 1-H 2-H		6-3		4	1	1	4	0	0	3				
Joe Torre, R (1.2) OBP: 0.345, SLG: 0.395			4-3			F8		FC4-8 1B		3	0	1	0	1	0	2				
Tito Francona, L (1.3) OBP: 0.411, SLG: 0.372						F5		SF9		3	0	0	0	0	0	1				
Deron Johnson, R (7. PH) OBP: 0.285, SLG: 0.303						F5				0	0	0	1	0	0	0				
Mike Lum, L (1.7) OBP: 0.256, SLG: 0.311						E8 1B		F9		4	1	0	0	0	0	2				
Bob Johnson, R (1.5) OBP: 0.299, SLG: 0.306								FC4-6 1-2		4	0	2	1	0	0	1				
Marty Martinez, S (1.6) OBP: 0.304, SLG: 0.252										4	0	2	0	0	0	1				
Pat Jarvis, R (1.1) OBP: 0.194, SLG: 0.188										2	2	1	0	1	0	2				
Inning Stats	R: 0 E: 0 K: 0 S: 3	H: 1 LOB: 0 BB: 0 P: 3	R: 0 E: 0 K: 0 S: 4	H: 1 LOB: 1 BB: 0 P: 4	R: 1 E: 0 K: 0 S: 5	H: 2 LOB: 2 BB: 1 P: 9	R: 1 E: 1 K: 0 S: 4	H: 1 LOB: 0 BB: 0 P: 4	R: 3 E: 0 K: 1 S: 8	H: 3 LOB: 0 BB: 0 P: 8	R: 0 E: 0 K: 0 S: 5	H: 2 LOB: 2 BB: 0 P: 5	R: 1 E: 0 K: 0 S: 4	H: 1 LOB: 1 BB: 1 P: 8	R: 0 E: 0 K: 0 S: 4	H: 1 LOB: 2 BB: 1 P: 8	1B: 10 2B: 0 3B: 1 HR: 1	SF: 1 SAC: 1 DP: 2 HBP: 0	WP: 0 PB: 0 SB: 0 CS: 0	PA: 38
PITCHER Rick Wise, R (1.1) ERA: 4.27	IP: 6.1 WLS: L BF: 31 H: 11 R: 6 ER: 5 SO: 1 BB: 1 IBB: 0 HBP: 0 BLK: 0 WP: 0 HR: 1 S: 31 P: 39 ERA: 7.11 WHIP: 1.895															PITCHER				
Grant Jackson, L (7.1) ERA: 2.95	IP: 0.2 WLS: 2 BF: 0 H: 0 R: 0 ER: 0 SO: 0 BB: 0 IBB: 0 HBP: 0 BLK: 0 WP: 0 HR: 0 S: 2 P: 2 ERA: 0.00 WHIP: 0.000																			
John Boozer, R (8.1) ERA: 3.47	IP: 1.0 WLS: 5 BF: 1 H: 0 R: 0 ER: 0 SO: 0 BB: 0 IBB: 0 HBP: 0 BLK: 0 WP: 0 HR: 0 S: 4 P: 8 ERA: 0.00 WHIP: 2.000																			



Batter	1	2	3	4	5	6	7	8	9	AB	R	H	RBI	BB	SO	LOB	TOP					
Felipe Alou, R OBP: 0.369, SLG: 0.433 (1, 8)										5	3	3	1	0	0	1	Atlanta Braves @ Philadelphia Phillies Connie Mack Stadium, Philadelphia, PA Wed Aug 28 1968, 7:05 PM EDT Unknown					
Felix Milten, R OBP: 0.332, SLG: 0.361 (1, 4)										5	0	2	2	0	0	4						
Hank Aaron, R OBP: 0.337, SLG: 0.484 (1, 9)										5	0	3	1	0	0	2						
Deron Johnson, R OBP: 0.286, SLG: 0.314 (1, 3)										5	1	2	2	0	1	3						
Tommie Aaron, R OBP: 0.303, SLG: 0.302 (1, 7)										3	1	1	0	1	0	0						
Mike Lum, L OBP: 0.267, SLG: 0.329 (8, 7)										1	1	1	0	0	0	0						
Marty Martinez, S OBP: 0.310, SLG: 0.270 (1, 5)										5	0	2	0	0	0	5						
Bob Tillman, R OBP: 0.263, SLG: 0.287 (1, 2)										2	1	2	0	2	0	0						
Gil Garrido, R OBP: 0.188, SLG: 0.200 (1, 6)										4	1	1	1	0	1	5						
George Stone, L OBP: 0.444, SLG: 0.412 (1, 1)										5	1	2	2	0	3	4						
Inning Stats	R: 1 E: 0 K: 0 S: 5	H: 3 LOB: 2 BB: 1 P: 9	R: 0 E: 0 K: 2 S: 7	H: 0 LOB: 1 BB: 0 P: 8	R: 0 E: 0 K: 0 S: 3	H: 1 LOB: 0 BB: 0 P: 3	R: 1 E: 0 K: 1 S: 7	H: 2 LOB: 1 BB: 0 P: 7	R: 1 E: 0 K: 1 S: 6	H: 2 LOB: 0 BB: 0 P: 6	R: 0 E: 0 K: 1 S: 6	H: 2 LOB: 2 BB: 1 P: 10	R: 0 E: 0 K: 0 S: 4	H: 1 LOB: 1 BB: 0 P: 4	R: 4 E: 0 K: 0 S: 8	H: 5 LOB: 1 BB: 0 P: 8	R: 2 E: 0 K: 0 S: 6	H: 3 LOB: 1 BB: 1 P: 11	1B: 14 2B: 4 3B: 0 HR: 1	SF: 1 SAC: 1 DP: 1 HBP: 2	WP: 1 PB: 0 SB: 0 CS: 3	PA: 48
PITCHER	IP WLS BF H R ER SO BB IBB HBP BLK WP HR S P ERA WHIP																					
Woodie Fryman, L ERA: 2.38 (1, 1)	6.0 L 27 10 3 3 3 5 2 0 1 0 1 0 34 43 4.50 2.000																					
John Boozer, R ERA: 4.11 (7, 1)	1.2 9 4 3 3 0 0 0 0 0 0 0 0 9 9 16.20 2.400																					
Turk Farrell, R ERA: 3.86 (8, 1)	1.0 5 3 3 0 1 0 0 0 0 0 0 1 8 13 27.00 6.000																					
Dick Hall, R ERA: 4.23 (9, 1)	0.1 1 0 0 0 0 0 0 0 0 0 0 0 1 1 0.00 0.000																					


Batter	1	2	3	4	5	6	7	8	9	AB	R	H	RBI	BB	SO	LOB	BOTTOM					
Tony Taylor, R OBP: 0.305, SLG: 0.307 (1, 5)										5	0	0	0	0	2	2	Atlanta Braves @ Philadelphia Phillies Connie Mack Stadium, Philadelphia, PA Wed Aug 28 1968, 7:05 PM EDT Unknown					
Cookie Rojas, R OBP: 0.281, SLG: 0.323 (1, 4)										5	1	2	0	0	1	0						
Roberto Pena, R OBP: 0.323, SLG: 0.320 (1, 6)										3	0	1	2	1	0	1						
Dick Allen, R OBP: 0.366, SLG: 0.538 (1, 7)										3	0	0	0	1	1	2						
Don Lock, R OBP: 0.289, SLG: 0.346 (1, 9)										3	0	0	0	1	0	0						
John Briggs, L OBP: 0.356, SLG: 0.353 (1, 3)										4	0	0	0	0	1	3						
Tony Gonzalez, L OBP: 0.333, SLG: 0.327 (1, 8)										2	0	1	0	2	0	0						
Mike Ryan, R OBP: 0.197, SLG: 0.195 (1, 2)										4	0	1	0	0	1	2						
Woodie Fryman, R OBP: 0.150, SLG: 0.104 (5, PH)										2	1	1	0	0	0	1						
Rick Goodrich, R OBP: 0.267, SLG: 0.325 (5, PH)										1	0	0	0	0	1	2						
John Boozer, R OBP: 0.292, SLG: 0.325 (7, 1)										0	0	0	0	0	0	0						
Turk Farrell, R OBP: 0.290, SLG: 0.290 (8, 1)										0	0	0	0	0	0	0						
Dick Hall, R OBP: 0.333, SLG: 0.333 (9, 1)										0	0	0	0	0	0	0						
Gary Sutherland, R OBP: 0.240, SLG: 0.236 (9, PH)										1	0	0	0	0	0	0						
Inning Stats	R: 0 E: 0 K: 1 S: 5	H: 0 LOB: 0 BB: 1 P: 9	R: 0 E: 0 K: 1 S: 5	H: 0 LOB: 0 BB: 0 P: 5	R: 2 E: 0 K: 0 S: 6	H: 3 LOB: 3 BB: 2 P: 14	R: 0 E: 0 K: 1 S: 6	H: 1 LOB: 1 BB: 0 P: 6	R: 0 E: 0 K: 1 S: 5	H: 0 LOB: 0 BB: 0 P: 5	R: 0 E: 0 K: 1 S: 6	H: 1 LOB: 2 BB: 1 P: 10	R: 0 E: 0 K: 0 S: 4	H: 1 LOB: 1 BB: 0 P: 4	R: 0 E: 0 K: 1 S: 5	H: 0 LOB: 0 BB: 1 P: 9	R: 0 E: 0 K: 1 S: 5	H: 0 LOB: 0 BB: 0 P: 5	1B: 5 2B: 1 3B: 0 HR: 0	SF: 0 SAC: 0 DP: 0 HBP: 0	WP: 0 PB: 0 SB: 0 CS: 0	PA: 38
PITCHER	IP WLS BF H R ER SO BB IBB HBP BLK WP HR S P ERA WHIP																					
George Stone, L ERA: 3.31 (1, 1)	9.0 W 38 6 2 2 7 4 1 0 0 0 0 0 47 67 2.00 1.111																					




Batter	1	2	3	4	5	6	7	8	9	AB	R	H	RBI	BB	SO	LOB	TOP								
Felipe Alou, R OBP: 0.370, SLG: 0.440 (1, 8)										5	2	3	0	0	0		Atlanta Braves @ Philadelphia Phillies Connie Mack Stadium, Philadelphia, PA Thu Aug 29 1968, 7:05 PM EDT Att: 4,396 - Unknown								
Felix Milten, R OBP: 0.326, SLG: 0.354 (1, 4)										5	0	0	0	0	1	1									
Hank Aaron, R OBP: 0.342, SLG: 0.498 (1, 9)										5	1	3	2	0	0	0									
Tito Francona, L OBP: 0.399, SLG: 0.366 (1, 7)										4	0	1	0	0	0	1									
Mike Lum, L OBP: 0.272, SLG: 0.329 (7, 7)										0	0	0	0	0	0	0									
Deron Johnson, R OBP: 0.291, SLG: 0.327 (1, 3)										3	1	1	1	1	1	2									
Marty Martinez, S OBP: 0.302, SLG: 0.262 (1, 5)										4	0	0	0	0	1	1									
Bob Tillman, R OBP: 0.267, SLG: 0.287 (1, 2)										4	1	2	0	0	1	0									
Gil Garrido, R OBP: 0.200, SLG: 0.211 (1, 6)										4	1	1	0	0	0	1									
Phil Niekro, R OBP: 0.098, SLG: 0.213 (1, 1)										3	0	0	0	0	0	2									
Inning Stats	R: 2 E: 0 K: 0 S: 5	H: 2 LOB: 0 BB: 0 P: 5	R: 0 E: 0 K: 0 S: 3	H: 0 LOB: 0 BB: 0 P: 3	R: 0 E: 0 K: 0 S: 3	H: 0 LOB: 0 BB: 1 P: 3	R: 0 E: 0 K: 0 S: 3	H: 0 LOB: 1 BB: 0 P: 7	R: 3 E: 0 K: 1 S: 10	H: 5 LOB: 2 BB: 0 P: 10	R: 0 E: 1 K: 1 S: 6	H: 0 LOB: 1 BB: 0 P: 6	R: 0 E: 0 K: 0 S: 4	H: 1 LOB: 1 BB: 0 P: 4	R: 1 E: 0 K: 1 S: 7	H: 2 LOB: 1 BB: 0 P: 7	R: 0 E: 0 K: 1 S: 5	H: 0 LOB: 0 BB: 0 P: 5	1B: 7 2B: 0 3B: 0 HR: 3	SF: 0 SAC: 1 DP: 0 HBP: 0	WP: 1 PB: 0 SB: 0 CS: 0	PA: 39			
PITCHER	IP	WLS	BF	H	R	ER	SO	BB	IBB	HBP	BLK	WP	HR	S	P	ERA	WHIP								
Larry Jackson, R ERA: 2.84 (1, 1)	4.2	L	21	6	5	5	0	1	0	0	0	0	2	20	14	9.64	1.500								
Grant Jackson, L ERA: 2.3 (5, 1)	1.1		6	1	0	0	2	0	0	0	0	1	0	10	10	0.00	0.750								
Dick Hall, R ERA: 4.24 (7, 1)	2.0		9	3	1	1	1	0	0	0	0	0	1	11	11	4.50	1.500								
John Boozer, R ERA: 4.03 (9, 1)	1.0		3	0	0	0	1	0	0	0	0	0	0	5	5	0.00	0.000								

Batter	1	2	3	4	5	6	7	8	9	AB	R	H	RBI	BB	SO	LOB	BOTTOM								
Tony Taylor, R OBP: 0.304, SLG: 0.310 (1, 5)										4	0	0	0	0	0	2	Atlanta Braves @ Philadelphia Phillies Connie Mack Stadium, Philadelphia, PA Thu Aug 29 1968, 7:05 PM EDT Att: 4,396 - Unknown								
Roberto Pena, R OBP: 0.319, SLG: 0.317 (1, 6)										4	0	0	0	0	1	1									
John Briggs, L OBP: 0.353, SLG: 0.347 (1, 9)										4	0	1	0	0	0	1									
Dick Allen, R OBP: 0.363, SLG: 0.531 (1, 7)										3	0	0	0	1	1	1									
Bill White, L OBP: 0.302, SLG: 0.356 (1, 3)										3	0	0	0	0	1	1									
Cookie Rojas, R OBP: 0.258, SLG: 0.319 (1, 4)										3	0	0	0	0	0	1									
Tony Gonzalez, L OBP: 0.331, SLG: 0.323 (1, 8)										1	0	0	0	1	0	0									
Dick Hall, R OBP: 0.333, SLG: 0.333 (7, 1)										0	0	0	0	0	0	0									
Gary Sutherland, R OBP: 0.250, SLG: 0.247 (8, PH)										1	0	1	0	0	0	0									
John Boozer, R OBP: 0.200, SLG: 0.200 (9, 1)										0	0	0	0	0	0	0									
Mike Ryan, R OBP: 0.195, SLG: 0.193 (1, 2)										3	0	0	0	0	0	2									
Larry Jackson, R OBP: 0.141, SLG: 0.132 (1, 1)										1	0	0	0	0	1	0									
Grant Jackson, S OBP: 0.250, SLG: 0.250 (5, 1)										0	0	0	0	0	0	0									
Don Lock, R OBP: 0.291, SLG: 0.344 (6, PH)										1	0	0	0	1	0	1									
Inning Stats	R: 0 E: 0 K: 0 S: 3	H: 0 LOB: 0 BB: 1 P: 3	R: 0 E: 0 K: 0 S: 2	H: 0 LOB: 0 BB: 1 P: 6	R: 0 E: 0 K: 1 S: 5	H: 0 LOB: 0 BB: 0 P: 5	R: 0 E: 0 K: 1 S: 6	H: 1 LOB: 1 BB: 0 P: 6	R: 0 E: 0 K: 1 S: 5	H: 0 LOB: 1 BB: 1 P: 9	R: 0 E: 0 K: 1 S: 3	H: 0 LOB: 0 BB: 0 P: 3	R: 0 E: 0 K: 0 S: 4	H: 1 LOB: 1 BB: 0 P: 4	R: 0 E: 0 K: 0 S: 3	H: 0 LOB: 0 BB: 0 P: 3	1B: 2 2B: 0 3B: 0 HR: 0	SF: 0 SAC: 0 DP: 1 HBP: 0	WP: 0 PB: 0 SB: 0 CS: 0	PA: 31					
PITCHER	IP	WLS	BF	H	R	ER	SO	BB	IBB	HBP	BLK	WP	HR	S	P	ERA	WHIP								
Phil Niekro, R ERA: 2.76 (1, 1)	9.0	W	31	2	0	0	4	3	0	0	0	0	0	36	48	0.00	0.556								



Batter	1	2	3	4	5	6	7	8	9	AB	R	H	RBI	BB	SO	LOB	TOP										
Felipe Alou, R OBP: 0.367, SLG: 0.436 (1.8)	5-3		G5-4-3			5-3		P5		4	0	0	0	0	0	2	Atlanta Braves @ Pittsburgh Pirates Forbes Field, Pittsburgh, PA Sat Aug 31 1968, 3:33 AM EDT Att: 4,671 - Unknown AB 30 R 0 H 5 RBI 0 BB 2 SO 5 LOB 13 										
Felix Milten, R OBP: 0.323, SLG: 0.350 (1.4)	6-3			P3		5-3		P2		4	0	0	0	0	0												
Hank Aaron, R OBP: 0.344, SLG: 0.497 (1.9)				P2		6-3			BB	3	0	1	0	1	0												
Tito Francona, L OBP: 0.396, SLG: 0.363 (1.7)	P5								F8	4	0	2	0	0	2												
Deron Johnson, R OBP: 0.287, SLG: 0.321 (1.3)		P5		K					6-3	4	0	0	0	0	1	3											
Marty Martinez, S OBP: 0.305, SLG: 0.261 (1.5)		1-3								2	0	0	0	1	0	0											
Dick Kelley, R OBP: 0.160, SLG: 0.045 (7.1)										0	0	0	0	0	0	0											
Bob Tillman, R OBP: 0.267, SLG: 0.284 (1.2)										3	0	1	0	0	1	1											
Gil Garrido, R OBP: 0.222, SLG: 0.231 (1.6)										3	0	1	0	0	0	2											
Ron Reed, R OBP: 0.200, SLG: 0.189 (1.1)										1	0	0	0	0	1	1											
Ken Johnson, R OBP: 0.171, SLG: 0.175 (3.1)										1	0	0	0	0	1	1											
Bob Johnson, R OBP: 0.302, SLG: 0.301 (7.5)										1	0	0	0	0	1	1											
Inning Stats	R: 0 E: 0 K: 0 S: 4	H: 1 LOB: 1 BB: 4 P: 4	R: 0 E: 0 K: 1 S: 5	H: 0 LOB: 0 BB: 0 P: 5	R: 0 E: 0 K: 1 S: 5	H: 1 LOB: 0 BB: 0 P: 5	R: 0 E: 0 K: 1 S: 6	H: 1 LOB: 1 BB: 0 P: 6	R: 0 E: 0 K: 1 S: 3	H: 0 LOB: 0 BB: 0 P: 3	R: 0 E: 0 K: 0 S: 3	H: 1 LOB: 0 BB: 0 P: 3	R: 0 E: 0 K: 1 S: 6	H: 1 LOB: 1 BB: 1 P: 6	R: 0 E: 0 K: 0 S: 3	H: 0 LOB: 1 BB: 1 P: 7	1B: 4 2B: 1 3B: 0 HR: 0	SF: 0 SAC: 0 DP: 2 HBP: 0	WP: 0 PB: 0 SB: 0 CS: 0	PA: 32							
PITCHER	IP	WLS	BF	H	R	ER	SO	BB	IBB	HBP	BLK	WP	HR	S	P	ERA	WHIP										
Steve Blass, R ERA: 2.26 (1.1)	8.2	W	31	5	0	0	5	2	0	0	0	0	0	39	47	0.00	0.808										
Roy Face, R ERA: 2.5 (1.1)	0.1		1	0	0	0	0	0	0	0	0	0	0	1	1	0.00	0.000										
Steve Blass, R ERA: 2.26 (1.1)	8.2	W	31	5	0	0	5	2	0	0	0	0	0	39	47	0.00	0.808										

Batter	1	2	3	4	5	6	7	8	9	AB	R	H	RBI	BB	SO	LOB	BOTTOM										
Freddie Patek, R OBP: 0.338, SLG: 0.396 (1.6)				4-3				SH5-4	5-3	4	1	2	3	0	0	1	Atlanta Braves @ Pittsburgh Pirates Forbes Field, Pittsburgh, PA Sat Aug 31 1968, 3:33 AM EDT Att: 4,671 - Unknown AB 34 R 8 H 12 RBI 8 BB 2 SO 5 LOB 15 										
Maury Wills, S OBP: 0.332, SLG: 0.325 (1.5)	6-3		6-3		1-3		2B			4	0	1	2	1	0	2											
Matty Alou, L OBP: 0.366, SLG: 0.396 (1.8)	P4		WP	4-3					6-3	5	1	2	1	0	0	2											
Willie Stargell, L OBP: 0.305, SLG: 0.440 (1.3)	K		K		F8					4	0	0	0	0	3	4											
Roberto Clemente, R OBP: 0.336, SLG: 0.459 (1.9)		F9								3	0	1	1	1	0	0											
Carl Taylor, R OBP: 0.308, SLG: 0.232 (1.7)										0	0	0	0	0	0	0											
Roy Face, R ERA: 2.5 (1.1)	5-3		FC5-4							0	0	0	0	0	0	0											
Manny Mota, R OBP: 0.319, SLG: 0.341 (1.7)										4	0	0	0	0	0	4											
Bill Mazerowski, R OBP: 0.299, SLG: 0.301 (1.4)										4	1	2	0	0	1	0											
Chris Cannizzaro, R OBP: 0.316, SLG: 0.394 (1.2)										3	3	3	1	0	0	0											
Steve Blass, R OBP: 0.121, SLG: 0.127 (1.1)										3	2	1	0	0	1	2											
Inning Stats	R: 0 E: 0 K: 1 S: 6	H: 1 LOB: 1 BB: 0 P: 6	R: 0 E: 0 K: 1 S: 5	H: 0 LOB: 0 BB: 0 P: 5	R: 4 E: 0 K: 1 S: 10	H: 5 LOB: 1 BB: 0 P: 10	R: 0 E: 0 K: 0 S: 4	H: 1 LOB: 1 BB: 0 P: 4	R: 0 E: 0 K: 0 S: 3	H: 0 LOB: 0 BB: 0 P: 3	R: 2 E: 1 K: 1 S: 9	H: 3 LOB: 3 BB: 1 P: 13	R: 2 E: 0 K: 1 S: 7	H: 2 LOB: 1 BB: 1 P: 11	1B: 6 2B: 3 3B: 3 HR: 0	SF: 0 SAC: 3 DP: 0 HBP: 0	WP: 2 PB: 0 SB: 0 CS: 0	PA: 39									
PITCHER	IP	WLS	BF	H	R	ER	SO	BB	IBB	HBP	BLK	WP	HR	S	P	ERA	WHIP										
Ron Reed, R ERA: 3.63 (1.1)	2.1	L	12	5	4	4	2	0	0	0	0	0	0	16	16	15.43	2.143										
Ken Johnson, R ERA: 3.5 (3.1)	4.0		17	4	2	1	1	0	0	0	0	1	0	19	19	2.25	1.000										
Dick Kelley, L ERA: 2.93 (7.1)	1.2		10	3	2	2	2	1	1	0	0	0	0	12	20	10.80	2.400										

Batter	1	2	3	4	5	6	7	8	9	AB	R	H	RBI	BB	SO	LOB	TOP			
Gil Garrido, R OBP: 0.189, SLG: 0.194 (1, 6)										5	0	1	0	0	0	2				
Felix Milan, R OBP: 0.324, SLG: 0.351 (1, 4)										4	1	2	0	0	0	1				
Hank Aaron, R OBP: 0.345, SLG: 0.495 (1, 9)										3	0	0	0	1	0	2				
Joe Torre, R OBP: 0.330, SLG: 0.373 (1, 2)										4	0	1	1	0	0	2				
Deron Johnson, R OBP: 0.282, SLG: 0.315 (1, 3)										4	0	0	0	0	1	2				
Tommie Aaron, R OBP: 0.297, SLG: 0.296 (1, 7)										4	0	0	0	0	1	2				
Bob Johnson, R OBP: 0.306, SLG: 0.301 (1, 5)										3	1	1	0	1	0	0				
Mike Lum, L OBP: 0.280, SLG: 0.351 (1, 8)										4	1	2	2	0	0	0				
George Stone, L OBP: 0.429, SLG: 0.400 (1, 1)										3	0	1	0	0	0	2				
Cecil Upshaw, R OBP: 0.238, SLG: 0.200 (8, 1)										1	0	1	0	0	0	0				
Inning Stats	R: 0 E: 0 K: 0 S: 3	H: 0 LOB: 0 BB: 0 P: 3	R: 0 E: 0 K: 0 S: 3	H: 0 LOB: 0 BB: 0 P: 3	R: 0 E: 0 K: 0 S: 4	H: 1 LOB: 1 BB: 0 P: 4	R: 0 E: 0 K: 0 S: 3	H: 1 LOB: 0 BB: 0 P: 3	R: 2 E: 0 K: 0 S: 4	H: 1 LOB: 1 BB: 1 P: 8	R: 0 E: 0 K: 1 S: 7	H: 2 LOB: 2 BB: 0 P: 7	R: 1 E: 1 K: 1 S: 7	H: 2 LOB: 2 BB: 0 P: 11	R: 0 E: 0 K: 0 S: 4	H: 1 LOB: 1 BB: 0 P: 4	1B: 8 2B: 0 3B: 0 HR: 1	SF: 0 SAC: 0 DP: 1 HBP: 0	WP: 0 PB: 0 CS: 0	PA: 37
PITCHER Jerry Koosman, L ERA: 1.95 (1, 1)	IP: 9.0 WLS: L BF: 37 H: 9 R: 3 ER: 3 SO: 2 BB: 1 IBB: 1 HBP: 0 BLK: 0 WP: 0 HR: 1 S: 39 P: 47 ERA: 3.00 WHIP: 1.111															PITCHER				

Atlanta Braves @ New York Mets
Shea Stadium, Flushing, NY
Mon Sep 02 1968, 3:33 AM EDT
Unknown

AB 35
R 3
H 9
RBI 3
BB 2
SO 2
LOB 13



Batter	1	2	3	4	5	6	7	8	9	AB	R	H	RBI	BB	SO	LOB	BOTTOM			
Tommie Agee, R OBP: 0.231, SLG: 0.281 (1, 8)										4	0	1	0	0	0	2				
Phil Linz, R OBP: 0.242, SLG: 0.235 (1, 4)										4	0	1	0	0	1	3				
Cleon Jones, R OBP: 0.338, SLG: 0.452 (1, 7)										4	1	2	1	0	0	1				
Ed Charles, R OBP: 0.332, SLG: 0.430 (1, 5)										4	0	1	0	0	2	1				
Ron Swoboda, R OBP: 0.329, SLG: 0.378 (1, 9)										3	0	0	0	0	1	2				
Larry Stahl, L OBP: 0.325, SLG: 0.371 (9, PH)										1	0	1	0	0	0	0				
Jerry Grote, R OBP: 0.355, SLG: 0.330 (1, 2)										3	0	0	0	1	1	1				
Al Weis, S OBP: 0.236, SLG: 0.205 (1, 6)										3	0	1	0	0	0	3				
Art Shamsky, L OBP: 0.276, SLG: 0.382 (9, PH)										1	0	0	0	0	0	1				
Ed Kranepool, L OBP: 0.291, SLG: 0.321 (1, 3)										3	0	1	0	0	1	1				
Jerry Koosman, R OBP: 0.100, SLG: 0.090 (1, 1)										2	0	0	0	0	2	1				
Inning Stats	R: 0 E: 0 K: 1 S: 5	H: 0 LOB: 0 BB: 0 P: 5	R: 0 E: 0 K: 3 S: 9	H: 0 LOB: 0 BB: 0 P: 9	R: 0 E: 1 K: 2 S: 9	H: 1 LOB: 2 BB: 0 P: 9	R: 0 E: 0 K: 0 S: 4	H: 2 LOB: 2 BB: 1 P: 8	R: 0 E: 0 K: 0 S: 4	H: 2 LOB: 2 BB: 0 P: 4	R: 1 E: 0 K: 0 S: 4	H: 1 LOB: 0 BB: 0 P: 4	R: 0 E: 0 K: 1 S: 6	H: 1 LOB: 1 BB: 0 P: 6	R: 0 E: 0 K: 0 S: 3	H: 1 LOB: 0 BB: 0 P: 3	1B: 5 2B: 3 3B: 0 HR: 1	SF: 0 SAC: 1 DP: 2 HBP: 0	WP: 0 PB: 0 CS: 0	PA: 34
PITCHER George Stone, L ERA: 3.04 (1, 1)	IP: 7.1 WLS: W BF: 29 H: 7 R: 1 ER: 1 SO: 7 BB: 0 IBB: 0 HBP: 0 BLK: 0 WP: 0 HR: 1 S: 42 P: 46 ERA: 1.23 WHIP: 0.955															PITCHER				
Cecil Upshaw, R ERA: 2.37 (8, 1)	IP: 1.2 WLS: S BF: 5 H: 1 R: 0 ER: 0 SO: 1 BB: 0 IBB: 0 HBP: 0 BLK: 0 WP: 0 HR: 0 S: 7 P: 7 ERA: 0.00 WHIP: 0.600															PITCHER				

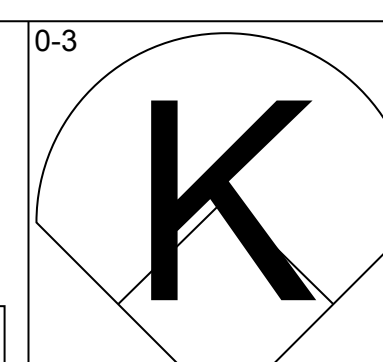
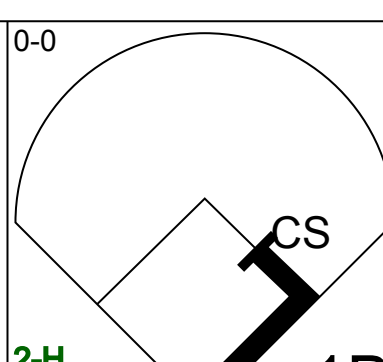
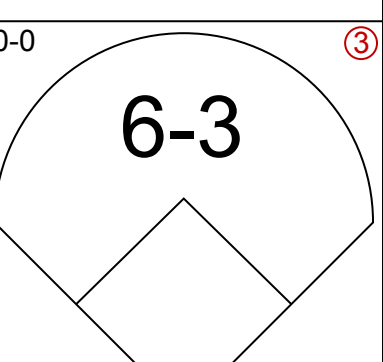
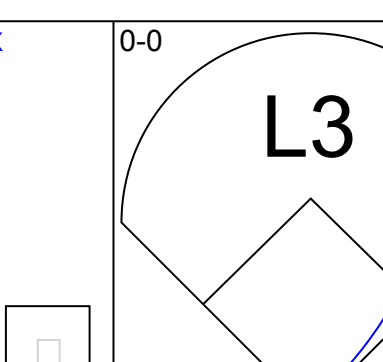
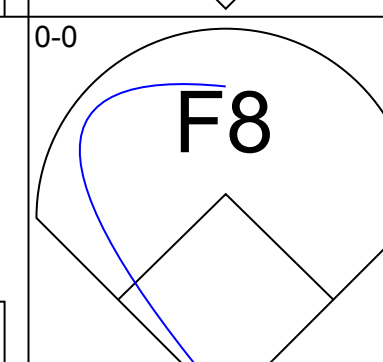
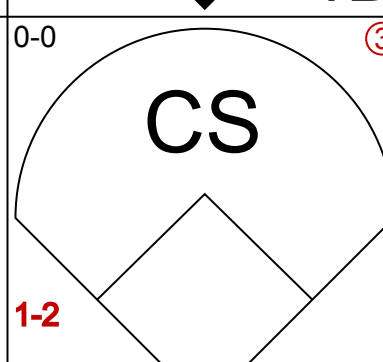
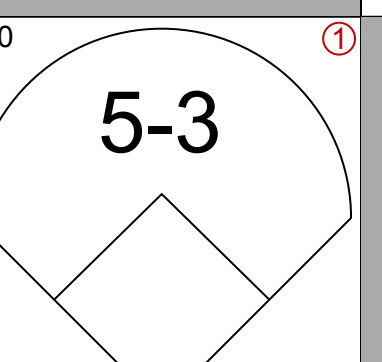
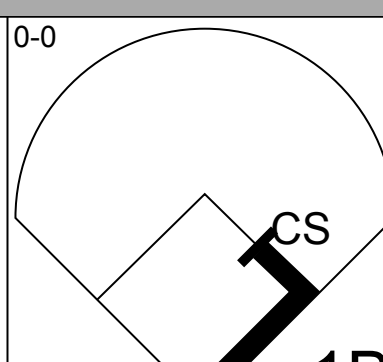
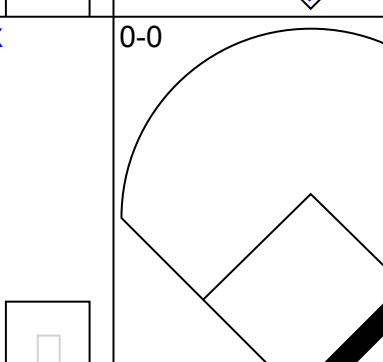
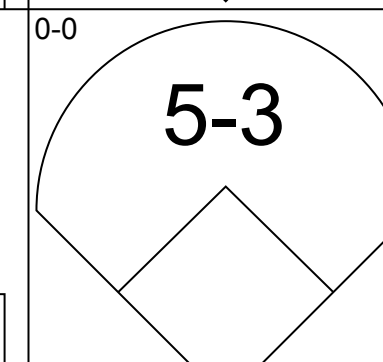
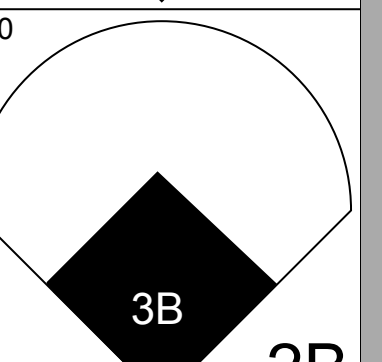
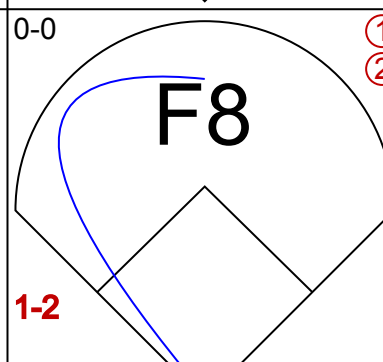
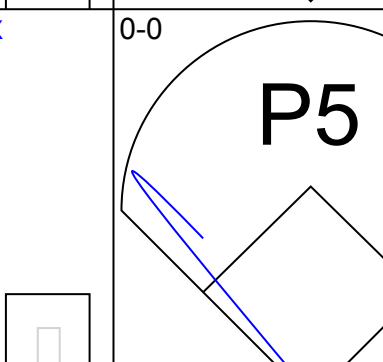
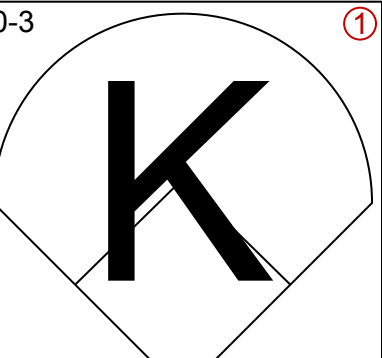
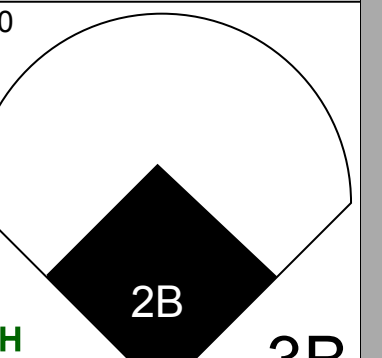
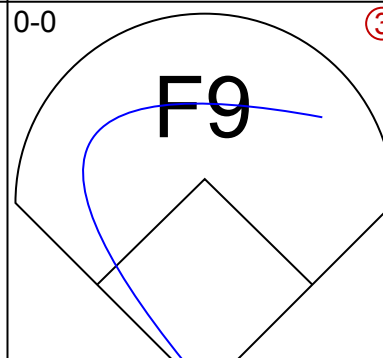
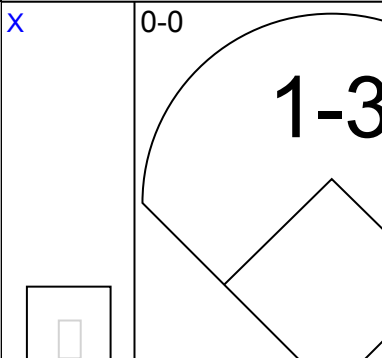
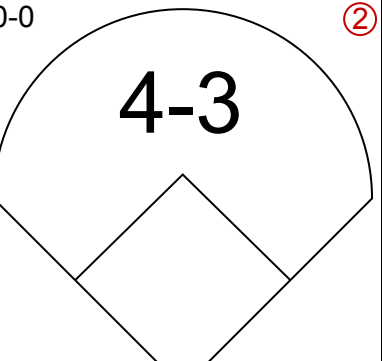
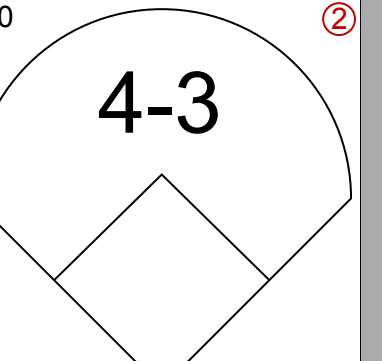
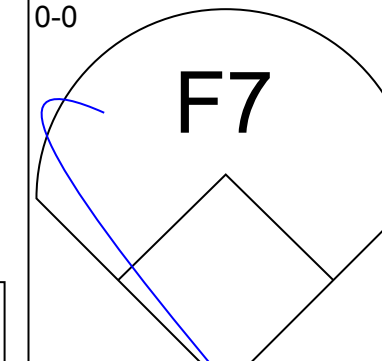
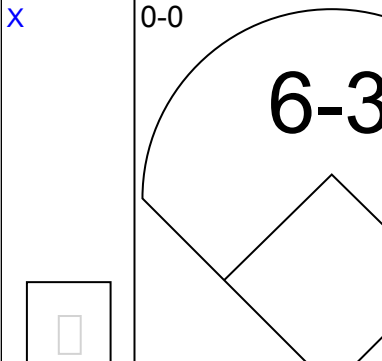
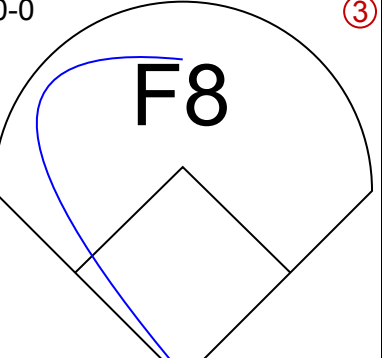
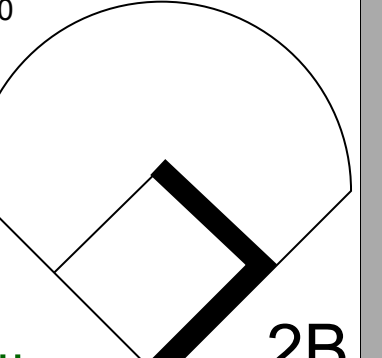
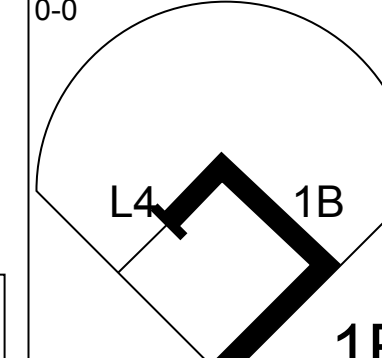
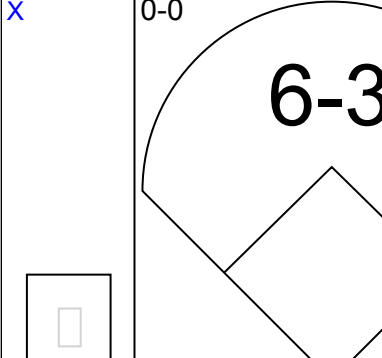
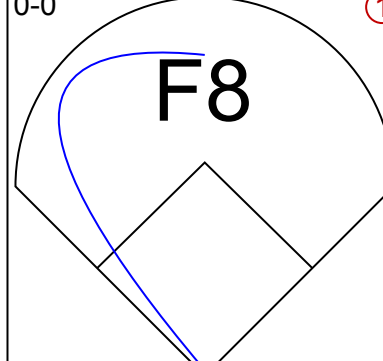
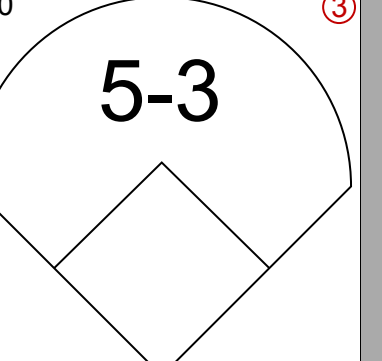
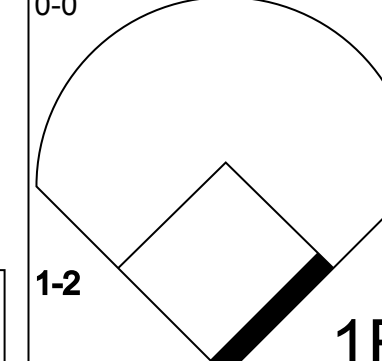
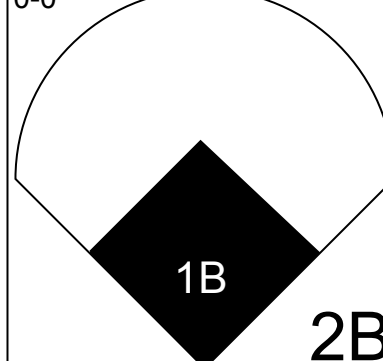
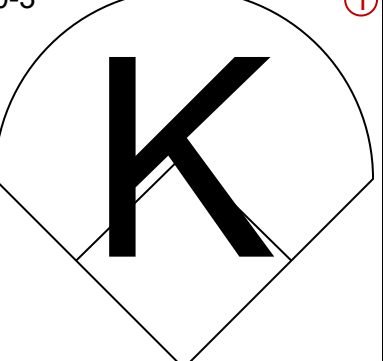
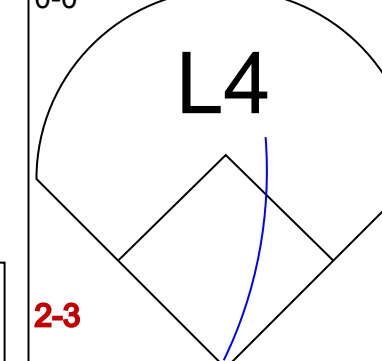

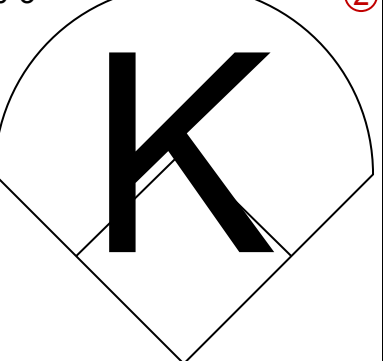
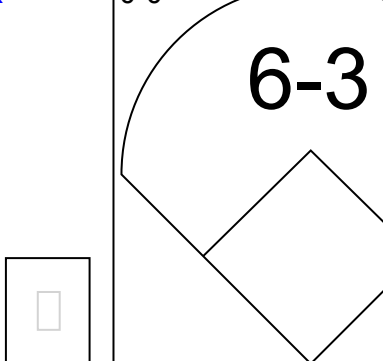
Atlanta Braves @ New York Mets
Shea Stadium, Flushing, NY
Mon Sep 02 1968, 3:33 AM EDT
Unknown

AB 32
R 1
H 8
RBI 1
BB 1
SO 8
LOB 16



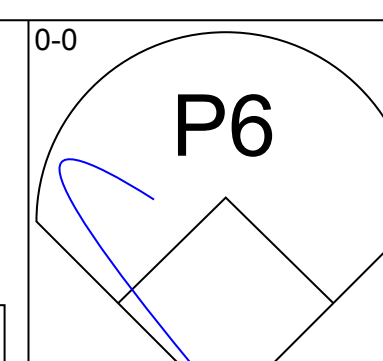
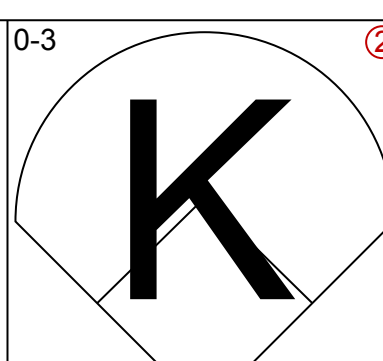
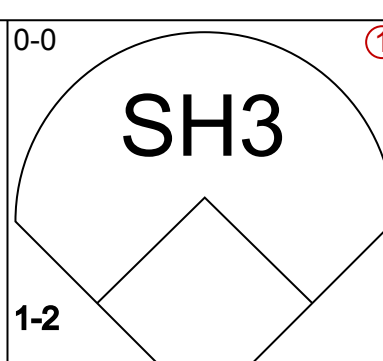
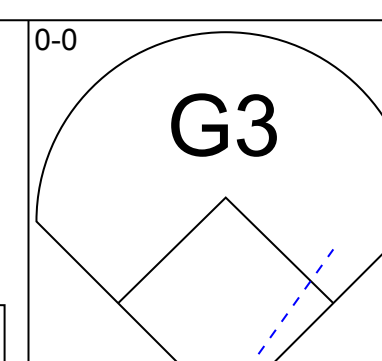
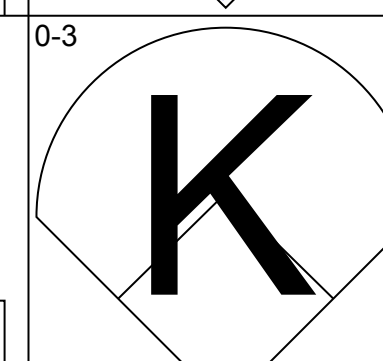
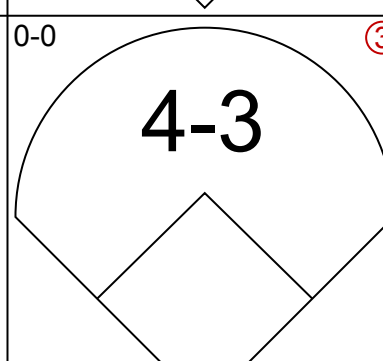
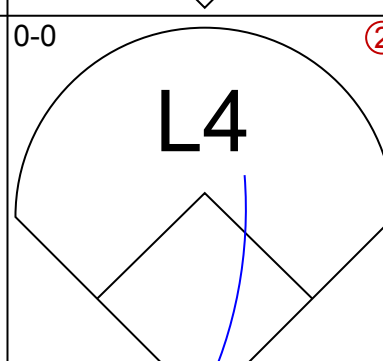
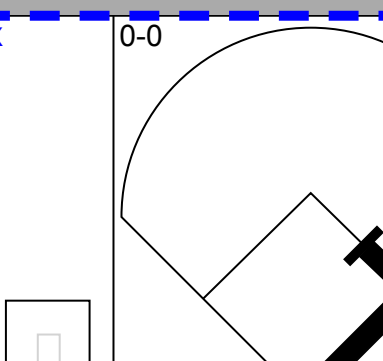
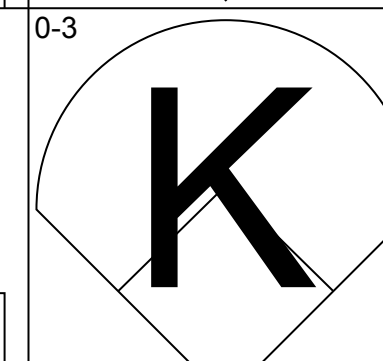
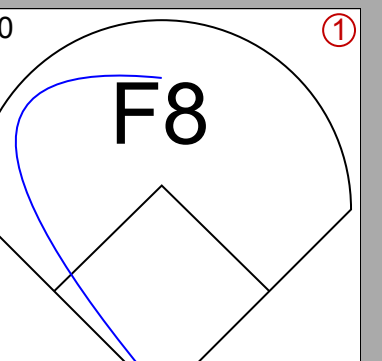
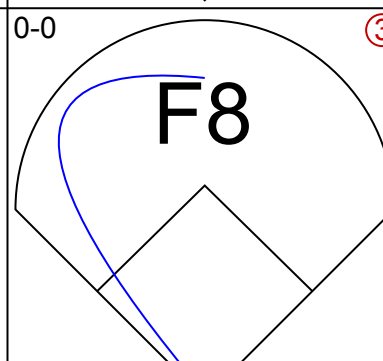
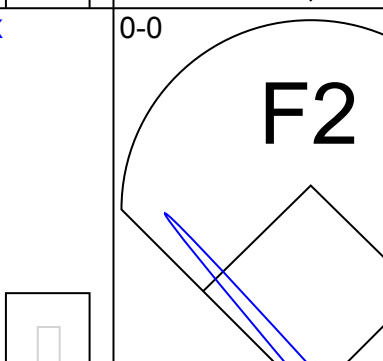
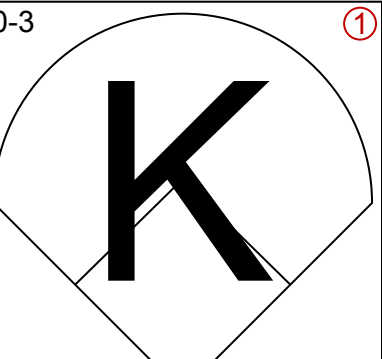

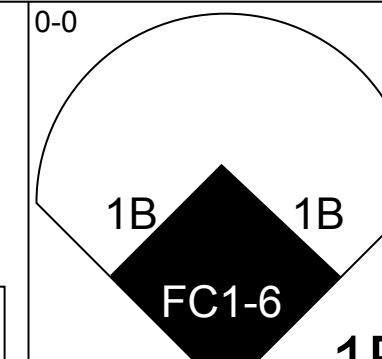
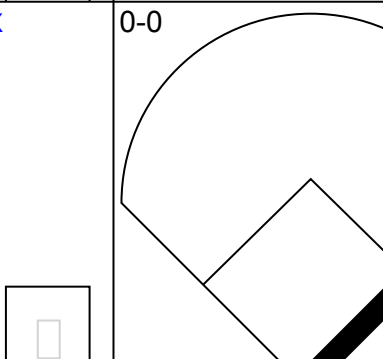

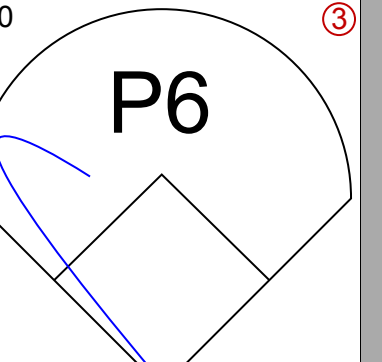
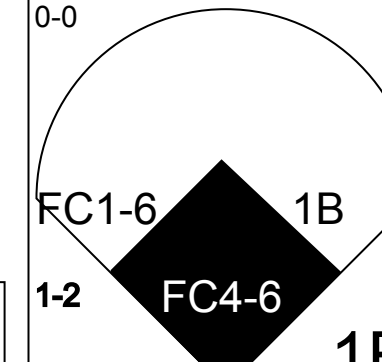
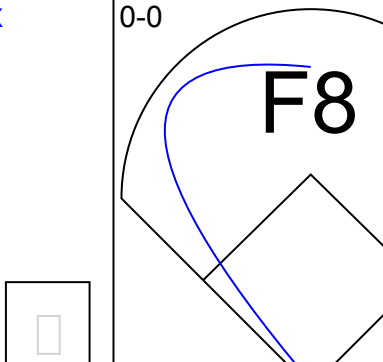
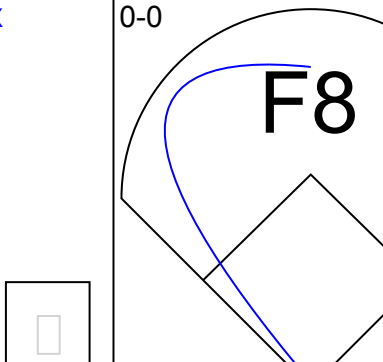
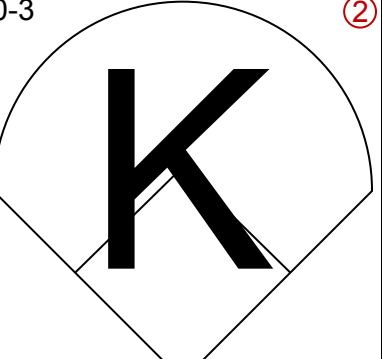
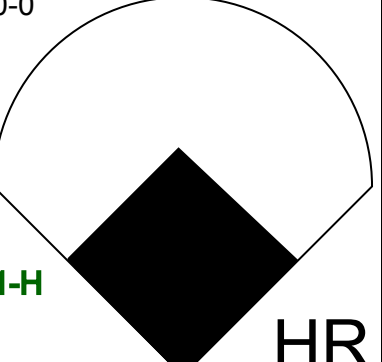
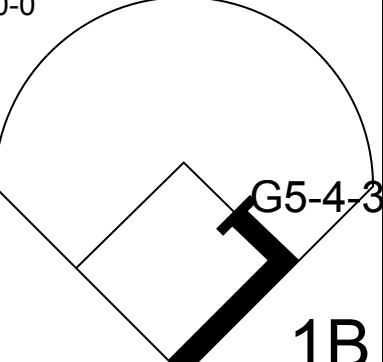
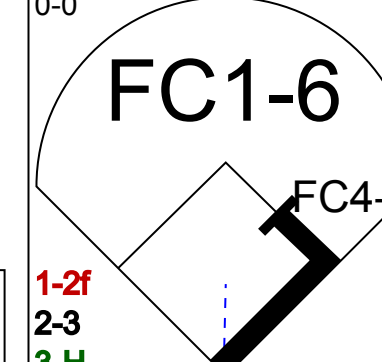

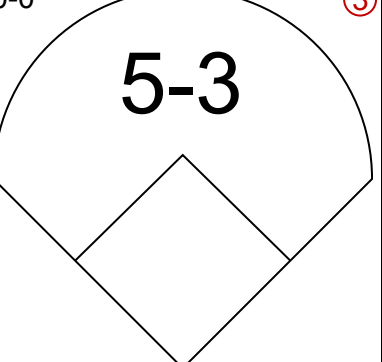
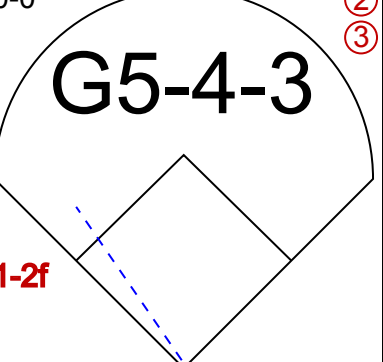
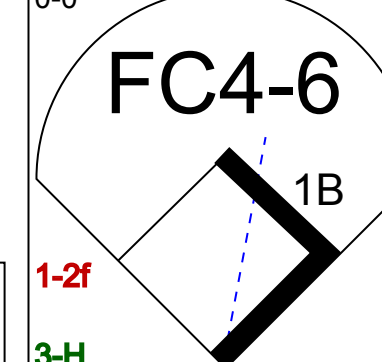


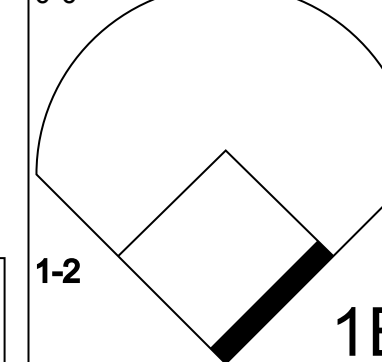
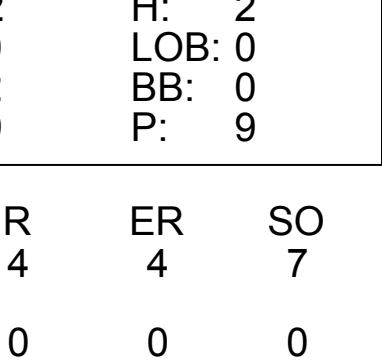
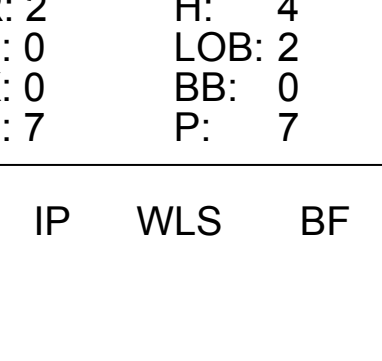
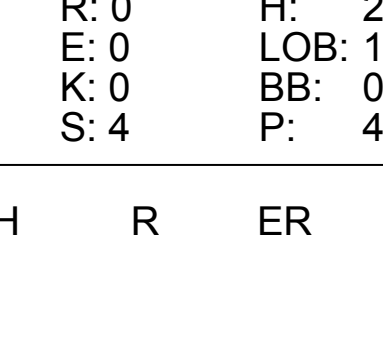



Batter	1	2	3	4	5	6	7	8	9	AB	R	H	RBI	BB	SO	LOB	TOP			
Felix Millan, R OBP: 0.326, SLG: 0.353 (1, 4)										3	0	2	0	0	0	0	Atlanta Braves @ New York Mets Shea Stadium, Flushing, NY Mon Sep 02 1968, 3:38 AM EDT Att: 24,263 - Unknown livebaseballscorecards.com			
Sonny Jackson, L OBP: 0.297, SLG: 0.280 (1, 6)										3	0	1	0	0	2	1				
Hank Aaron, R OBP: 0.345, SLG: 0.496 (1, 9)										3	1	1	0	0	0	3				
Joe Torre, R OBP: 0.330, SLG: 0.373 (1, 3)										3	0	1	0	0	0	2				
Tito Francona, L OBP: 0.398, SLG: 0.365 (1, 7)										1	0	0	1	0	0	0				
Mike Lum, L OBP: 0.281, SLG: 0.347 (1, 8)										2	0	0	0	1	1	0				
Bob Tillman, R OBP: 0.269, SLG: 0.300 (1, 2)										2	1	1	1	0	0	0				
Deron Johnson, R OBP: 0.281, SLG: 0.313 (1, 5)										2	0	0	0	0	0	0				
Phil Niekro, R OBP: 0.095, SLG: 0.206 (1, 1)										2	0	0	0	0	0	0				
Inning Stats	R: 0 E: 0 K: 0 S: 4	H: 2 LOB: 1 BB: 0 P: 4	R: 1 E: 0 K: 0 S: 4	H: 1 LOB: 0 BB: 0 P: 4	R: 0 E: 0 K: 1 S: 5	H: 0 LOB: 0 BB: 0 P: 5	R: 1 E: 0 K: 1 S: 6	H: 1 LOB: 0 BB: 0 P: 6	R: 0 E: 0 K: 0 S: 3	H: 0 LOB: 0 BB: 0 P: 3	R: 0 E: 0 K: 1 S: 5	H: 1 LOB: 0 BB: 0 P: 5	R: 0 E: 0 K: 0 S: 2	H: 1 LOB: 2 BB: 1 P: 6				1B: 4 2B: 1 3B: 0 HR: 1	SF: 1 SAC: 1 DP: 2 HBP: 0	WP: 0 PB: 0 CS: 0
PITCHER Don Cardwell, R ERA: 2.86 (1, 1)	IP: 6.1 WLS: 24 BF: 6	H: 6 R: 2 ER: 2 SO: 3	BB: 0 IBB: 1 HBP: 0 BLK: 0	WP: 0 HR: 1 S: 29 P: 33	ERA: 2.84 WHIP: 0.947			PITCHER	IP: 6.1 WLS: 24 BF: 6	H: 6 R: 2 ER: 2 SO: 3	BB: 0 IBB: 1 HBP: 0 BLK: 0	WP: 0 HR: 1 S: 29 P: 33	ERA: 2.84 WHIP: 0.947			1B: 4 2B: 1 3B: 0 HR: 1	SF: 1 SAC: 1 DP: 2 HBP: 0	WP: 0 PB: 0 CS: 0	PA: 24	

Batter	1	2	3	4	5	6	7	8	9	AB	R	H	RBI	BB	SO	LOB	BOTTOM		
Bud Harrelson, S OBP: 0.278, SLG: 0.258 (1, 6)										3	0	1	0	0	0	0	Atlanta Braves @ New York Mets Shea Stadium, Flushing, NY Mon Sep 02 1968, 3:38 AM EDT Att: 24,263 - Unknown livebaseballscorecards.com		
Ken Boswell, L OBP: 0.296, SLG: 0.364 (1, 4)										3	0	2	0	0	0	1			
Larry Stahl, L OBP: 0.319, SLG: 0.363 (1, 8)										3	0	0	0	0	0	2			
Cleon Jones, R OBP: 0.341, SLG: 0.453 (1, 7)										3	0	2	0	0	1	0			
Art Shamsky, L OBP: 0.273, SLG: 0.378 (1, 9)										3	1	0	0	0	2	3			
Ed Kranepool, L OBP: 0.294, SLG: 0.322 (1, 3)										2	1	1	0	1	0	0			
J.C. Martin, L OBP: 0.309, SLG: 0.328 (1, 2)										3	0	2	2	0	0	0			
Jerry Buchek, R OBP: 0.246, SLG: 0.234 (1, 5)										2	0	0	0	1	0	1			
Don Cardwell, R OBP: 0.054, SLG: 0.107 (1, 1)										3	0	0	0	0	2	4			
Inning Stats	R: 0 E: 0 K: 0 S: 3	H: 1 LOB: 0 BB: 0 P: 3	R: 2 E: 1 K: 1 S: 7	H: 2 LOB: 1 BB: 1 P: 11	R: 0 E: 0 K: 1 S: 7	H: 2 LOB: 0 BB: 0 P: 7	R: 0 E: 0 K: 0 S: 3	H: 0 LOB: 0 BB: 0 P: 3	R: 0 E: 0 K: 0 S: 4	H: 1 LOB: 1 BB: 0 P: 4	R: 0 E: 0 K: 3 S: 11	H: 2 LOB: 3 BB: 1 P: 15			1B: 6 2B: 1 3B: 1 HR: 0	SF: 0 SAC: 0 DP: 1 HBP: 0		WP: 1 PB: 1 CS: 0	PA: 27
PITCHER Phil Niekro, R ERA: 2.77 (1, 1)	IP: 6.0 WLS: 27 BF: 8	H: 8 R: 2 ER: 2 SO: 5	BB: 1 IBB: 1 HBP: 0 BLK: 0	WP: 1 HR: 0 S: 35 P: 43	ERA: 3.00 WHIP: 1.500			PITCHER	IP: 6.0 WLS: 27 BF: 8	H: 8 R: 2 ER: 2 SO: 5	BB: 1 IBB: 1 HBP: 0 BLK: 0	WP: 1 HR: 0 S: 35 P: 43	ERA: 3.00 WHIP: 1.500			1B: 6 2B: 1 3B: 1 HR: 0	SF: 0 SAC: 0 DP: 1 HBP: 0	WP: 1 PB: 1 CS: 0	PA: 27

Batter	1	2	3	4	5	6	7	8	9	AB	R	H	RBI	BB	SO	LOB	TOP					
Felipe Alou, R OBP: 0.364, SLG: 0.431 (1, 8)			 2H							4	0	1	1	0	1	0	Atlanta Braves @ New York Mets Shea Stadium, Flushing, NY Tue Sep 03 1968, 7:05 PM EDT Unknown					
Felix Milten, R OBP: 0.327, SLG: 0.354 (1, 4)			 1-2			 1B				4	0	2	0	0	0	0						
Hank Aaron, R OBP: 0.345, SLG: 0.496 (1, 9)				 2B		 1-2				4	1	1	0	0	0	2						
Joe Torre, R OBP: 0.329, SLG: 0.377 (1, 2)				 3B						4	1	1	1	0	1	0						
Tito Francona, L OBP: 0.393, SLG: 0.360 (1, 3)										4	0	0	0	0	0	1						
Mike Lum, L OBP: 0.286, SLG: 0.356 (1, 7)				 3H			 1B			4	0	2	1	0	0	0						
Bob Johnson, R OBP: 0.307, SLG: 0.302 (1, 5)							 1-2			3	0	1	0	0	0	1						
Sonny Jackson, L OBP: 0.297, SLG: 0.283 (1, 6)			 2B				 2-3			3	1	1	0	0	1	2						
Mitt Pappas, R OBP: 0.200, SLG: 0.196 (1, 1)										2	0	0	0	0	2	1						
Ralph Garr, L (8, PH)										1	0	0	0	0	0	0						
Claude Raymond, R OBP: 0.143, SLG: 0.143 (8, 1)										0	0	0	0	0	0	0						
Inning Stats	R: 0 E: 0 K: 1 S: 5	H: 0 LOB: 0 BB: 0 P: 5	R: 0 E: 0 K: 1 S: 5	H: 0 LOB: 0 BB: 0 P: 5	R: 1 E: 0 K: 1 S: 6	H: 2 LOB: 0 BB: 0 P: 6	R: 2 E: 0 K: 0 S: 6	H: 3 LOB: 1 BB: 0 P: 6	R: 0 E: 0 K: 2 S: 7	H: 0 LOB: 0 BB: 0 P: 7	R: 0 E: 0 K: 0 S: 3	H: 1 LOB: 0 BB: 0 P: 3	R: 0 E: 0 K: 0 S: 4	H: 2 LOB: 1 BB: 0 P: 4	R: 0 E: 0 K: 0 S: 4	H: 1 LOB: 0 BB: 0 P: 4	R: 0 E: 0 K: 0 S: 3	H: 0 LOB: 0 BB: 0 P: 3	1B: 5 2B: 4 3B: 1 HR: 0	SF: 0 SAC: 0 DP: 1 HBP: 0	WP: 0 PB: 0 SB: 0 CS: 2	PA: 34
PITCHER	IP	WLS	BF	H	R	ER	SO	BB	IBB	HBP	BLK	WP	HR	S	P	ERA	WHIP					
Tom Seaver, R ERA: 1.97 (1, 1)	7.0	W	26	8	3	3	5	0	0	0	0	0	0	36	36	3.86	1.143					
Ron Taylor, R ERA: 2.66 (8, 1)	2.0	S	7	1	0	0	0	0	0	0	0	0	0	7	7	0.00	0.500					

AB	33
R	3
H	9
RBI	3
BB	0
SO	5
LOB	7



Batter	1	2	3	4	5	6	7	8	9	AB	R	H	RBI	BB	SO	LOB	BOTTOM					
Bud Harrelson, S OBP: 0.276, SLG: 0.256 (1, 6)						 1-2				3	0	0	0	0	1	2	Atlanta Braves @ New York Mets Shea Stadium, Flushing, NY Tue Sep 03 1968, 7:05 PM EDT Unknown					
Ken Boswell, L OBP: 0.295, SLG: 0.362 (1, 4)										4	0	1	0	0	1	1						
Larry Stahl, L OBP: 0.311, SLG: 0.353 (1, 8) (9, 9)										4	0	0	0	0	1	1						
Cleon Jones, R OBP: 0.342, SLG: 0.454 (1, 7)						 FC1-6				4	1	2	0	0	2	0						
Art Shamsky, L OBP: 0.276, SLG: 0.380 (1, 9)							 1-2	 1B		4	2	2	0	0	0	1						
Tommie Agee, R OBP: 0.231, SLG: 0.281 (9, 8)		 1B								0	0	0	0	0	0	0						
Ed Kranepool, L OBP: 0.294, SLG: 0.322 (1, 3)							 1-2 2-3			3	0	1	0	0	1	1						
J.C. Martin, L OBP: 0.314, SLG: 0.348 (1, 2)		 1H		 1B		 1-2 2-3 3H	 1B		3	1	2	3	0	0	2							
Jerry Buchek, R OBP: 0.243, SLG: 0.231 (1, 5)					 1-2		 1B		2	0	0	0	0	0	1							
Ed Charles, R OBP: 0.331, SLG: 0.429 (7, PH) (8, 5)							 1-2 3H			1	0	0	1	0	0	1						
Tom Seaver, R OBP: 0.163, SLG: 0.157 (1, 1)							 1B	 1-2		2	0	1	0	0	1	0						
Phil Linz, R OBP: 0.245, SLG: 0.238 (7, PH)										1	0	1	0	0	0	0						
Ron Taylor, R (8, 1)										0	0	0	0	0	0	0						
Inning Stats	R: 0 E: 0 K: 2 S: 7	H: 2 LOB: 0 BB: 0 P: 7	R: 2 E: 0 K: 2 S: 9	H: 2 LOB: 0 BB: 0 P: 9	R: 0 E: 0 K: 2 S: 7	H: 0 LOB: 0 BB: 0 P: 7	R: 0 E: 0 K: 1 S: 5	H: 0 LOB: 0 BB: 0 P: 5	R: 0 E: 0 K: 0 S: 3	H: 1 LOB: 0 BB: 0 P: 3	R: 0 E: 0 K: 0 S: 4	H: 1 LOB: 1 BB: 0 P: 4	R: 2 E: 0 K: 0 S: 7	H: 4 LOB: 2 BB: 0 P: 7	R: 0 E: 0 K: 0 S: 4	H: 2 LOB: 1 BB: 0 P: 4	R: 0 E: 0 K: 0 S: 3	H: 0 LOB: 0 BB: 0 P: 3	1B: 9 2B: 0 3B: 0 HR: 1	SF: 0 SAC: 1 DP: 1 HBP: 0	WP: 0 PB: 0 SB: 0 CS: 0	PA: 32
PITCHER	IP	WLS	BF	H	R	ER	SO	BB	IBB	HBP	BLK	WP	HR	S	P	ERA	WHIP					
Mitt Pappas, R ERA: 3.57 (1, 1)	1.0	L	4	2	0	0	0	0	0	0	0	0	0	4	4	0.00	2.000					
Claude Raymond, R ERA: 2.65 (8, 1)																						

AB	31
R	4
H	10
RBI	4
BB	0
SO	7
LOB	10



Batter	1	2	3	4	5	6	7	8	9	10	11	12	AB	R	H	RBI	BB	SO	LOB	TOP				
Felipe Alou, R OBP: 0.363, SLG: 0.431 (1, 8)	E4 WP E 1B	1B 2B		P6			5-3		P6		6-3	F9	7	1	2	1	0	0	6					
Felix Millan, R OBP: 0.328, SLG: 0.354 (1, 4)	6-3	FC6 1B		FC9-2			5-3		K			2B 1B	6	1	2	0	0	1	2					
Hank Aaron, R OBP: 0.348, SLG: 0.498 (8, 9)	E7 6-3 1B	FC6 1-2r 1B					F5		BB 1B		K		6	2	3	1	0	1	2					
Joe Torre, R OBP: 0.329, SLG: 0.374 (1, 2)	6-3			F8			F7		BB 1B		F9	BB 1B	5	1	1	0	1	0	1					
Tito Francona, L OBP: 0.400, SLG: 0.367 (8, 3)				WP 2B							G3	1B BB	2	0	2	1	2	0	0					
Tommie Aaron, R OBP: 0.226, SLG: 0.297 (8, 3)									1-2 2-3 BB			1-2 2-3 1B	2	0	1	2	0	0	0					
Mike Lum, L OBP: 0.282, SLG: 0.346 (8, 7)	F8			F7			K		5-3			1-2 2-3 BB	5	0	0	0	1	2	6					
Deron Johnson, R OBP: 0.283, SLG: 0.314 (8, PR)				F8									3	1	1	0	1	1	1	AB 47				
Sonny Jackson, L OBP: 0.297, SLG: 0.283 (8, 6)		SH2-3 2B					K		K SH1-4 BB			K	0	0	0	0	0	0	0	R 7				
Gil Garrido, R OBP: 0.211, SLG: 0.216 (11, PR)													0	0	0	0	0	0	0	H 16				
Ralph Garr, L (11, PR)													1	0	0	0	0	1	3	RBI 7				
Cecil Upshaw, R OBP: 0.227, SLG: 0.190 (11, 1)													4	1	2	1	0	1	1	BB 5				
Marty Martinez, S OBP: 0.307, SLG: 0.271 (8, 5)		K					F9		SH1-4		SH3-4		4	1	2	1	0	1	1	SO 9				
Jim Britton, R OBP: 0.143, SLG: 0.143 (3, 1)													0	0	0	0	0	0	0	LOB 29				
Ron Reed, R OBP: 0.207, SLG: 0.232 (10, 1)		SH2-3					4-3		K			F2	3	0	1	1	0	1	2					
Dick Kelley, R OBP: 0.160, SLG: 0.045 (11, PH)													0	0	0	0	0	0	0					
Wayne Causey, L OBP: 0.226, SLG: 0.199 (11, 5)													2	0	0	0	0	1	5					
Inning Stats	R: 2 E: 2 K: 0 S: 6	H: 3 LOB: 1 BB: 0 P: 6	R: 1 E: 0 K: 1 S: 8	H: 3 LOB: 2 BB: 0 P: 8	R: 0 E: 0 K: 0 S: 4	H: 1 LOB: 1 BB: 0 P: 4	R: 1 E: 0 K: 0 S: 4	H: 2 LOB: 0 BB: 0 P: 4	R: 0 E: 0 K: 1 S: 5	H: 0 LOB: 0 BB: 0 P: 5	R: 0 E: 0 K: 0 S: 5	H: 0 LOB: 3 BB: 1 P: 9	R: 0 E: 0 K: 1 S: 4	H: 0 LOB: 0 BB: 0 P: 7	R: 0 E: 0 K: 1 S: 5	H: 1 LOB: 2 BB: 0 P: 6	R: 3 E: 0 K: 1 S: 9	H: 4 LOB: 3 BB: 2 P: 17	1B: 11 2B: 4 3B: 2 HR: 0	SF: 0 SAC: 3 DP: 1 HBP: 0	WP: 2 PB: 0 SB: 0 CS: 0	PA: 55		
PITCHER	IP WLS BF H R ER SO BB IBB HBP BLK WP HR S P ERA WHIP	Cal Koonce, R ERA: 1.85 Nolan Ryan, R ERA: 2.98 Don Shaw, L ERA: 2.28 Dick Selma, R ERA: 2.44 Al Jackson, L ERA: 3.81	1P 2.1 14 7 3 3 1 0 0 0 0 0 0 0 16 16 11.57 3.000	2P 4.1 17 4 1 1 2 1 0 0 0 0 0 0 20 24 2.08 1.154	3P 2.1 8 0 0 0 3 2 0 0 0 0 0 0 12 20 0.00 0.857	4P 2.0 7 1 0 0 2 0 0 0 0 0 0 0 11 11 0.00 0.500	5P 0.0 L 3 2 3 3 0 0 1 0 0 0 0 0 2 6 ∞ ∞	PITCHER	IP WLS BF H R ER SO BB IBB HBP BLK WP HR S P ERA WHIP	Ron Taylor, R ERA: 2.82 (12, 1)	1P 1.0 6 2 0 0 1 0 0 0 0 0 0 7 11 0.00 3.000	2P 0.0 0 0 0 0 0 0 0 0 0 0 0 0 0 0 0.00 0.000	3P 0.0 0 0 0 0 0 0 0 0 0 0 0 0 0 0.00 0.000	4P 0.0 0 0 0 0 0 0 0 0 0 0 0 0 0 0.00 0.000	5P 0.0 0 0 0 0 0 0 0 0 0 0 0 0 0 0.00 0.000	6P 0.0 0 0 0 0 0 0 0 0 0 0 0 0 0 0.00 0.000	7P 0.0 0 0 0 0 0 0 0 0 0 0 0 0 0 0.00 0.000	8P 0.0 0 0 0 0 0 0 0 0 0 0 0 0 0 0.00 0.000	9P 0.0 0 0 0 0 0 0 0 0 0 0 0 0 0 0.00 0.000	10P 0.0 0 0 0 0 0 0 0 0 0 0 0 0 0 0.00 0.000	11P 0.0 0 0 0 0 0 0 0 0 0 0 0 0 0 0.00 0.000	12P 0.0 0 0 0 0 0 0 0 0 0 0 0 0 0 0.00 0.000	AB R H RBI BB SO LOB	6 1 3 0 0 1 0

Atlanta Braves @ New York Mets
Shea Stadium, Flushing, NY
Tue Sep 03 1968, 7:05 PM EDT
Att. 12,799 - Unknown

AB 47
R 7
H 16
RBI 7
BB 5
SO 9
LOB 29



Batter	1	2	3	4	5	6	7	8	9	10	11	12	AB	R	H	RBI	BB	SO	LOB	BOTTOM						
Bud Harrelson, S OBP: 0.279, SLG: 0.280 (1, 6)	6-3			BB 1B			K		WP 1B			4-3	6	1	3	0	0	1	0							
Ken Boswell, L OBP: 0.286, SLG: 0.358 (1, 4)	4-3			BB 1B			4-3		1-3				5	2	1	0	1	0	2							
Larry Stahl, L OBP: 0.318, SLG: 0.355 (12, 7)				1-2 2-3 BB			1-4-3		4-3				5	1	2	1	1	1	1							
Cleon Jones, R OBP: 0.342, SLG: 0.452 (12, 8)				FC3-6 1B			1-4-3		4-3				6	0	2	2	0	1	2							
Art Shamsky, L OBP: 0.278, SLG: 0.391 (10, 3)				1-2 2-3 3-H			FC3-6 1B		4-3				5	1	2	1	0	1	2							
J.C. Martin, L OBP: 0.317, SLG: 0.348 (10, 9)				K			FC3-6 1B		HR				3	0	1	0	1	0	0							
Ron Swoboda, R OBP: 0.328, SLG: 0.376 (10, 9)				P5			1-2 BB		F8				2	0	0	1	0	0	3							
Jerry Grote, R OBP: 0.349, SLG: 0.324 (1, 2)				4-3			BB		FC6-4 1B				6	0	0	0	0	3	7							
Jerry Buchek, R OBP: 0.279, SLG: 0.227 (7, 1)													3	0	0	0	0	2	1							
Don Shaw, L ERA: 2.85 Ed Kranepool, L ERA: 3.54 Dick Selma, R ERA: 2.91 Al Jackson, L ERA: 3.81 Ron Taylor, R ERA: 2.82													0	0	0	0	0	0	0							
Cal Koonce, R ERA: 2.85 Nolan Ryan, R ERA: 3.54 Ed Charles, R OBP: 0.328, SLG: 0.425 (7, 5)													0	0	0	0	0	0	0							
Inning Stats	R: 0 E: 0 K: 1 S: 6	H: 1 LOB: 1 BB: 0 P: 6	R: 0 E: 0 K: 1 S: 5	H: 0 LOB: 0 BB: 0 P: 5	R: 3 E: 0 K: 2 S: 10	H: 3 LOB: 3 BB: 3 P: 22	R: 0 E: 0 K: 2 S: 7	H: 0 LOB: 0 BB: 0 P: 7	R: 0 E: 0 K: 0 S: 3	H: 1 LOB: 1 BB: 0 P: 3	R: 0 E: 0 K: 1 S: 6	H: 1 LOB: 1 BB: 0 P: 6	R: 1 E: 0 K: 0 S: 4	H: 1 LOB: 0 BB: 0 P: 4	R: 0 E: 0 K: 0 S: 4	H: 1 LOB: 1 BB: 1 P: 4	R: 0 E: 0 K: 1 S: 7	H: 2 LOB: 2 BB: 0 P: 7	R: 0 E: 0 K: 0 S: 3	H: 0 LOB: 0 BB: 0 P: 3	R: 2 E: 1 K: 8 S: 8	H: 2 LOB: 1 BB: 0 P: 8	1B: 11 2B: 0 3B: 0 HR: 1	SF: 0 SAC: 1 DP: 0 HBP: 0	WP: 1 PB: 0 SB: 0 CS: 0	PA: 52
PITCHER	IP WLS BF H R ER SO BB IBB HBP BLK WP HR S P ERA WHIP	Jim Britton, R ERA: 2.85 Ron Reed, R ERA: 3.54 Dick Kelley, L ERA: 2.91 Cecil Upshaw, R ERA: 2.33	1P 2.1 13 4 3 3 3 2 0 0 0 0 0 0 17 25 11.57 2.571	2P 7.0 28 6 1 1 6 1 0 0 0 0 1 1 39 43 1.29 1.000	3P 0.2 2 0 0 0 0 0 0 0 0 0 0 0 2 2 0.00 0.000	4P 2.0 W 9 2 2 0 1 0 0 0 0 0 0 11 11 0.00 1.000	PITCHER	IP WLS BF H R ER SO BB IBB HBP BLK WP HR S P ERA WHIP	Ron Taylor, R ERA: 2.82 (12, 1)	1P 1.0 6 2 0 0 1 0 0 0 0 0 0 7 11 0.00 3.000	2P 0.0 0 0 0 0 0 0 0 0 0 0 0 0 0 0.00 0.000	3P 0.0 0 0 0 0 0 0 0 0 0 0 0 0 0 0.00 0.000	4P 0.0 0 0 0 0 0 0 0 0 0 0 0 0 0 0.00 0.000	5P 0.0 0 0 0 0 0 0 0 0 0 0 0 0 0 0.00 0.000	6P 0.0 0 0 0 0 0 0 0 0 0 0 0 0 0 0.00 0.000	7P 0.0 0 0 0 0 0 0 0 0 0 0 0 0 0 0.00 0.000	8P 0.0 0 0 0 0 0 0 0 0 0 0 0 0 0 0.00 0.000	9P 0.0 0 0 0 0 0 0 0 0 0 0 0 0 0 0.00 0.000	10P 0.0 0 0 0 0 0 0 0 0 0 0 0 0 0 0.00 0.000	11P 0.0 0 0 0 0 0 0 0 0 0 0 0 0 0 0.00 0.000	12P 0.0 0 0 0 0 0 0 0 0 0 0 0 0 0 0.00 0.000	AB R H RBI BB SO LOB	6 1 3 0 0 1 0			

Atlanta Braves @ New York Mets
Shea Stadium, Flushing, NY
Tue Sep 03 1968, 7:05 PM EDT
Att. 12,799 - Unknown

AB 48
R 6
H 12
RBI 5
BB 3
SO 10
LOB 18



Batter	1	2	3	4	5	6	7	8	9	AB	R	H	RBI	BB	SO	LOB	TOP																		
Denis Menke, R (1.4) OBP: 0.329, SLG: 0.341											0	0	0	0	0	0	0	Houston Astros @ Atlanta Braves Atlanta Stadium, Atlanta, GA Fri Sep 06 1968, 7:05 PM EDT Att: 5,479 - Unknown livebaseballscorecards.com																	
Norm Miller, L (1.9) OBP: 0.297, SLG: 0.362											0	0	0	0	0	0	0																		
Jimmy Wynn, R (1.8) OBP: 0.375, SLG: 0.441											0	0	0	0	0	0	0																		
Rusty Staub, L (1.3) OBP: 0.380, SLG: 0.396											0	0	0	0	0	0	0																		
Doug Rader, R (1.5) OBP: 0.326, SLG: 0.387											0	0	0	0	0	0	0																		
Bob Aspromonte, R (1.7) OBP: 0.294, SLG: 0.275											0	0	0	0	0	0	0																		
John Bateman, R (1.2) OBP: 0.304, SLG: 0.347											0	0	0	0	0	0	0																		
Hector Torres, R (1.6) OBP: 0.256, SLG: 0.260											0	0	0	0	0	0	0																		
Don Wilson, R (1.1) OBP: 0.238, SLG: 0.295											0	0	0	0	0	0	0																		
Inning Stats											1B: 0 SF: 0 2B: 0 SAC: 0 3B: 0 DP: 0 HR: 0 HBP: 0						WP: 0 PA: 0 PB: 0 SB: 0 CS: 0																		
PITCHER	IP	WLS	BF	H	R	ER	SO	BB	IBB	HBP	BLK	WP	HR	S	P	ERA	WHIP	PITCHER	IP	WLS	BF	H	R	ER	SO	BB	IBB	HBP	BLK	WP	HR	S	P	ERA	WHIP
Pat Jarvis, R (1.1) ERA: 2.44	0.0	W	0	0	0	0	0	0	0	0	0	0	0	0	0	∞	∞																		

Batter	1	2	3	4	5	6	7	8	9	AB	R	H	RBI	BB	SO	LOB	BOTTOM																		
Felipe Alou, R (1.8) OBP: 0.363, SLG: 0.431											0	0	0	0	0	0	0	Houston Astros @ Atlanta Braves Atlanta Stadium, Atlanta, GA Fri Sep 06 1968, 7:05 PM EDT Att: 5,479 - Unknown livebaseballscorecards.com																	
Felix Milan, R (1.4) OBP: 0.328, SLG: 0.354											0	0	0	0	0	0	0																		
Hank Aaron, R (1.9) OBP: 0.346, SLG: 0.498											0	0	0	0	0	0	0																		
Joe Torre, R (1.2) OBP: 0.329, SLG: 0.374											0	0	0	0	0	0	0																		
Tito Francona, L (1.3) OBP: 0.400, SLG: 0.367											0	0	0	0	0	0	0																		
Mike Lum, L (1.7) OBP: 0.282, SLG: 0.346											0	0	0	0	0	0	0																		
Bob Johnson, R (1.5) OBP: 0.307, SLG: 0.302											0	0	0	0	0	0	0																		
Sonny Jackson, L (1.6) OBP: 0.297, SLG: 0.283											0	0	0	0	0	0	0																		
Pat Jarvis, R (1.1) OBP: 0.205, SLG: 0.189											0	0	0	0	0	0	0																		
Inning Stats											1B: 0 SF: 0 2B: 0 SAC: 0 3B: 0 DP: 0 HR: 0 HBP: 0						WP: 0 PA: 0 PB: 0 SB: 0 CS: 0																		
PITCHER	IP	WLS	BF	H	R	ER	SO	BB	IBB	HBP	BLK	WP	HR	S	P	ERA	WHIP	PITCHER	IP	WLS	BF	H	R	ER	SO	BB	IBB	HBP	BLK	WP	HR	S	P	ERA	WHIP
Don Wilson, R (1.1) ERA: 3.11	0.0	L	0	0	0	0	0	0	0	0	0	0	0	0	0	∞	∞																		



Batter	1	2	3	4	5	6	7	8	9	10	AB	R	H	RBI	BB	SO	LOB	TOP									
Denis Menke, R OBP: 0.331, SLG: 0.344 (1, 4)											4	3	2	0	1	1	0	Houston Astros @ Atlanta Braves Atlanta Stadium, Atlanta, GA Sat Sep 07 1968, 3:33 AM EDT Att: 6,429 - Unknown									
Norm Miller, L OBP: 0.299, SLG: 0.364 (1, 9)											3	0	1	0	1	0	0										
Jimmy Wynn, R OBP: 0.378, SLG: 0.460 (1, 8)											3	2	2	3	0	1	0										
Rusty Staub, L OBP: 0.380, SLG: 0.393 (1, 3)											4	0	1	1	1	0	3										
Doug Rader, R OBP: 0.323, SLG: 0.385 (1, 5)											5	1	2	1	0	1	4										
Bob Aspromonte, R OBP: 0.292, SLG: 0.274 (1, 7)											5	0	1	0	0	0	2										
Dave Adlesh, R OBP: 0.225, SLG: 0.234 (1, 2)											4	0	0	0	0	2	2										
Lee Thomas, L OBP: 0.252, SLG: 0.232 (10, PH)											1	0	1	1	0	0	0										
John Bateman, R OBP: 0.303, SLG: 0.345 (10, 2)											0	0	0	0	0	0	0										
Leon McFadden, R OBP: 0.333, SLG: 0.200 (1, 6)											4	0	0	0	1	1	2										
Denny Lemaster, R OBP: 0.108, SLG: 0.017 (1, 1)											2	0	0	0	0	0	0										
Steve Shea, R (7, 1)											2	0	0	0	0	2	1										
Tom Dukes, R (9, 1)											0	0	0	0	0	0	0										
Danny Coombs, R (9, 1)											0	0	0	0	0	0	0										
John Buzhardt, R OBP: 0.200, SLG: 0.143 (10, 1)											0	0	0	0	0	0	0										
Inning Stats	R: 1 E: 1 K: 0 S: 5	H: 2 LOB: 1 BB: 0 P: 5	R: 0 E: 0 K: 1 S: 5	H: 0 LOB: 0 BB: 0 P: 5	R: 0 E: 0 K: 1 S: 3	H: 0 LOB: 0 BB: 0 P: 3	R: 0 E: 0 K: 2 S: 9	H: 2 LOB: 2 BB: 0 P: 9	R: 0 E: 0 K: 1 S: 5	H: 0 LOB: 0 BB: 0 P: 5	R: 1 E: 0 K: 0 S: 4	H: 2 LOB: 0 BB: 0 P: 4	R: 0 E: 0 K: 0 S: 3	H: 0 LOB: 0 BB: 0 P: 3	R: 1 E: 0 K: 2 S: 8	H: 1 LOB: 2 BB: 1 P: 13	R: 0 E: 0 K: 2 S: 7	H: 0 LOB: 1 BB: 1 P: 11	R: 3 E: 0 K: 0 S: 6	H: 3 LOB: 2 BB: 2 P: 14	1B: 7 2B: 2 3B: 0 HR: 1	SF: 1 SAC: 1 DP: 1 HBP: 1	WP: 0 PA: 44 PB: 0 SB: 0 CS: 0				
PITCHER	IP	WLS	BF	H	R	ER	SO	BB	IBB	HBP	BLK	WP	HR	S	P	ERA	WHIP										
Phil Niekro, R ERA: 2.76 (1, 1)	7.0		26	6	2	2	4	0	0	0	0	0	0	34	34	2.57	0.857										
Cecil Upshaw, R ERA: 2.4 (8, 1)	0.1		4	1	1	1	1	1	0	1	0	0	0	4	9	27.00	6.000										
Dick Kelley, L ERA: 2.85 (8, 1)	1.2		6	0	0	0	3	1	0	0	0	0	0	11	15	0.00	0.600										
Claude Raymond, R ERA: 3.13 (10, 1)	0.1	L	5	2	3	3	0	1	1	0	0	0	0	3	11	81.00	9.000										
Ron Reed, R ERA: 3.53 (10, 1)	0.2		3	1	0	0	0	0	0	0	0	0	0	3	3	0.00	1.500										

Batter	1	2	3	4	5	6	7	8	9	10	AB	R	H	RBI	BB	SO	LOB	BOTTOM									
Felipe Alou, R OBP: 0.364, SLG: 0.430 (1, 8)											5	1	2	0	1	0	3	Houston Astros @ Atlanta Braves Atlanta Stadium, Atlanta, GA Sat Sep 07 1968, 3:33 AM EDT Att: 6,429 - Unknown									
Felix Millan, R OBP: 0.329, SLG: 0.352 (1, 4)											5	0	1	0	1	0	4										
Hank Aaron, R OBP: 0.348, SLG: 0.497 (1, 9)											4	0	1	1	1	0	2										
Joe Torre, R OBP: 0.332, SLG: 0.373 (1, 3) (9, 2)											4	0	1	0	1	1	3										
Bob Johnson, R OBP: 0.306, SLG: 0.308 (1, 5)											2	0	0	0	1	0	2										
Sonny Jackson, L OBP: 0.301, SLG: 0.292 (8, PH) (9, 6)											2	1	2	1	0	0	0										
Tommy Aaron, R OBP: 0.296, SLG: 0.294 (1, 7)											3	0	0	0	0	0	1										
Mike Lum, L OBP: 0.288, SLG: 0.347 (8, PH) (9, 7)											1	0	0	0	0	0	1										
Bob Tillman, R OBP: 0.270, SLG: 0.300 (1, 2)											3	0	1	0	0	0	1										
Tito Francona, L OBP: 0.306, SLG: 0.367 (8, PH) (9, 3)											2	0	0	1	0	0	3										
Marty Martinez, S OBP: 0.306, SLG: 0.274 (1, 6) (9, 5)											5	0	1	0	0	0	1										
Phil Niekro, R OBP: 0.108, SLG: 0.215 (7, PH)											2	0	1	0	0	0	0										
Dusty Baker, R OBP: 0.333, SLG: 0.390 (8, 1)											1	0	0	0	0	0	0										
Cecil Upshaw, R ERA: 2.4 (8, 1)											0	0	0	0	0	0	0										
Dick Kelley, L ERA: 2.85 (8, 1)											0	0	0	0	0	0	0										
Ralph Garr, L (8, PH)											0	0	0	0	0	0	0										
Claude Raymond, R ERA: 3.13 (10, 1)											0	0	0	0	0	0	0										
Ron Reed, R ERA: 3.53 (10, 1)											0	0	0	0	0	0	0										
Deron Johnson, R OBP: 0.200, SLG: 0.143 (10, PH)											0	0	0	0	0	0	0										
Inning Stats	R: 0 E: 1 K: 0 S: 4	H: 1 LOB: 2 BB: 1 P: 8	R: 0 E: 0 K: 0 S: 5	H: 2 LOB: 2 BB: 0 P: 5	R: 0 E: 0 K: 1 S: 5	H: 0 LOB: 0 BB: 0 P: 5	R: 0 E: 0 K: 0 S: 4	H: 1 LOB: 1 BB: 0 P: 4	R: 0 E: 0 K: 0 S: 4	H: 1 LOB: 1 BB: 0 P: 4	R: 0 E: 0 K: 0 S: 3	H: 2 LOB: 3 BB: 1 P: 9	R: 0 E: 0 K: 0 S: 4	H: 1 LOB: 0 BB: 0 P: 4	R: 2 E: 0 K: 0 S: 4	H: 2 LOB: 3 BB: 3 P: 17	R: 0 E: 0 K: 0 S: 3	H: 0 LOB: 1 BB: 1 P: 7	1B: 7 2B: 3 3B: 0 HR: 0	SF: 0 SAC: 0 DP: 0 HBP: 1	WP: 0 PA: 47 PB: 0 SB: 0 CS: 0						
PITCHER	IP	WLS	BF	H	R	ER	SO	BB	IBB	HBP	BLK	WP	HR	S	P	ERA	WHIP										
Denny Lemaster, L ERA: 2.82 (1, 1)	6.2		30	7	0	0	1	0	0	0	0	0	0	29	41	0.00	1.500										
Steve Shea, R ERA: 3.33 (7, 1)	1.1		7	1	3	3	0	2	0	0	0	0	0	5	13	20.25	2.250										
Tom Dukes, R ERA: 4.37 (9, 1)	0.2		4	2	0	0	0	0	1	0	0	0	0	3	7	0.00	3.000										
Danny Coombs, L ERA: 3.32 (9, 1)	0.2	W	4	0	0	0	0	1	0	1	0	0	0	2	7	0.00	1.500										
John Buzhardt, R ERA: 2.72 (10, 1)	0.2	S	2	0	0	0	0	0	0	0	0	0	0	2	2	0.00	0.000										

Batter	1	2	3	4	5	6	7	8	9	AB	R	H	RBI	BB	SO	LOB	TOP											
Bobby Bonds, R OBP: 0.360, SLG: 0.418 (1, 9)										3	0	1	0	1	1	0	San Francisco Giants @ Atlanta Braves Atlanta Stadium, Atlanta, GA Mon Sep 09 1968, 7:05 PM EDT Att: 3,777 - Unknown											
Ron Hunt, R OBP: 0.371, SLG: 0.288 (1, 4)										3	0	0	0	1	0	1												
Willie Mays, R OBP: 0.359, SLG: 0.465 (1, 8)										4	1	1	1	0	0	2												
Willie McCovey, L OBP: 0.381, SLG: 0.543 (1, 3)										4	0	1	0	0	0	1												
Jim Ray Hart, R OBP: 0.331, SLG: 0.450 (1, 5)										3	0	0	0	1	1	1												
Dick Dietz, R OBP: 0.372, SLG: 0.420 (1, 2)										3	0	0	0	1	2	1												
Jesus Alou, R OBP: 0.270, SLG: 0.307 (1, 7)										3	0	1	0	0	0	2												
Hal Lanier, R OBP: 0.213, SLG: 0.228 (1, 6)										3	0	0	0	0	0	1												
Ray Sadecki, L OBP: 0.143, SLG: 0.114 (8, PH)										2	0	0	0	0	2	0												
Jim Davenport, R OBP: 0.282, SLG: 0.247 (8, PH)										1	0	0	0	0	1	0												
Ron Herbel, R (8, 1)										0	0	0	0	0	0	0												
Inning Stats	R: 0 E: 0 K: 0 S: 3	H: 1 LOB: 1 BB: 1 P: 7	R: 0 E: 0 K: 1 S: 5	H: 0 LOB: 0 BB: 0 P: 5	R: 0 E: 0 K: 2 S: 7	H: 0 LOB: 0 BB: 0 P: 7	R: 1 E: 0 K: 0 S: 4	H: 1 LOB: 2 BB: 2 P: 12	R: 0 E: 0 K: 1 S: 5	H: 0 LOB: 1 BB: 1 P: 9	R: 0 E: 0 K: 0 S: 3	H: 0 LOB: 0 BB: 0 P: 3	R: 0 E: 0 K: 0 S: 3	H: 1 LOB: 0 BB: 0 P: 3	R: 0 E: 0 K: 1 S: 5	H: 0 LOB: 0 BB: 0 P: 5	R: 0 E: 0 K: 2 S: 8	H: 1 LOB: 1 BB: 0 P: 8	1B: 2 2B: 1 3B: 0 HR: 1	SF: 0 SAC: 0 DP: 2 HBP: 0	WP: 0 PB: 0 SB: 1 CS: 0	PA: 33						
PITCHER	IP	WLS	BF	H	R	ER	SO	BB	IBB	HBP	BLK	WP	HR	S	P	ERA	WHIP											
George Stone, L ERA: 2.78	(1, 1)	8.1	W	31	4	1	1	5	4	0	0	0	0	1	37	53	1.08	0.960										
Cecil Upshaw, R ERA: 2.39	(9, 1)	0.2	S	2	0	0	0	2	0	0	0	0	0	0	6	6	0.00	0.000										

AB	29
R	1
H	4
RBI	1
BB	4
SO	7
LOB	9



Batter	1	2	3	4	5	6	7	8	9	AB	R	H	RBI	BB	SO	LOB	BOTTOM											
Felipe Alou, R OBP: 0.361, SLG: 0.426 (1, 8)										4	1	1	0	0	0	1	San Francisco Giants @ Atlanta Braves Atlanta Stadium, Atlanta, GA Mon Sep 09 1968, 7:05 PM EDT Att: 3,777 - Unknown											
Felix Milan, R OBP: 0.326, SLG: 0.349 (1, 4)										3	0	0	0	0	0	1												
Hank Aaron, R OBP: 0.351, SLG: 0.498 (1, 9)										4	0	3	0	0	0	1												
Joe Torre, R OBP: 0.333, SLG: 0.371 (1, 2)										4	0	1	1	0	1	3												
Bob Johnson, R OBP: 0.305, SLG: 0.304 (1, 5)										3	0	0	0	0	2	2												
Tommie Aaron, R OBP: 0.299, SLG: 0.301 (1, 7)										3	1	1	0	0	0	1												
Mike Lum, L OBP: 0.283, SLG: 0.340 (9, 7)										0	0	0	0	0	0	0												
Deron Johnson, R OBP: 0.286, SLG: 0.314 (1, 3)										3	0	1	0	0	0	0												
Marty Martinez, S OBP: 0.306, SLG: 0.274 (1, 6)										3	0	1	0	0	0	1												
George Stone, L OBP: 0.375, SLG: 0.348 (1, 1)										3	0	0	0	0	1	1												
Cecil Upshaw, R OBP: 0.227, SLG: 0.190 (9, 1)										0	0	0	0	0	0	0												
Inning Stats	R: 1 E: 0 K: 1 S: 7	H: 2 LOB: 1 BB: 0 P: 7	R: 1 E: 0 K: 1 S: 6	H: 2 LOB: 0 BB: 0 P: 6	R: 0 E: 0 K: 0 S: 4	H: 1 LOB: 1 BB: 0 P: 4	R: 0 E: 0 K: 0 S: 3	H: 0 LOB: 0 BB: 0 P: 3	R: 0 E: 0 K: 2 S: 8	H: 1 LOB: 1 BB: 0 P: 8	R: 0 E: 0 K: 0 S: 3	H: 0 LOB: 0 BB: 0 P: 3	R: 0 E: 0 K: 0 S: 4	H: 1 LOB: 1 BB: 0 P: 4	R: 0 E: 0 K: 0 S: 4	H: 1 LOB: 1 BB: 0 P: 4	1B: 7 2B: 1 3B: 0 HR: 0	SF: 0 SAC: 1 DP: 1 HBP: 0	WP: 0 PB: 0 SB: 1 CS: 0	PA: 31								
PITCHER	IP	WLS	BF	H	R	ER	SO	BB	IBB	HBP	BLK	WP	HR	S	P	ERA	WHIP											
Ray Sadecki, L ERA: 2.88	(1, 1)	7.0	L	27	7	2	2	4	0	0	0	0	0	0	35	35	2.57	1.000										
Ron Herbel, R ERA: 3.66	(8, 1)	1.0		4	1	0	0	0	0	0	0	0	0	4	4	0.00	1.000											



Batter	1	2	3	4	5	6	7	8	9	AB	R	H	RBI	BB	SO	LOB	TOP										
Bobby Bonds, R OBP: 0.359, SLG: 0.419 (1, 8)	0-0 6-3		0-0 FC4-6 1-3 HR 2B		0-0 5-3		0-3 K			4	1	1	0	0	1	1	San Francisco Giants @ Atlanta Braves Atlanta Stadium, Atlanta, GA Tue Sep 10 1968, 7:05 PM EDT Att. 4,934 - Unknown										
Ron Hunt, R OBP: 0.369, SLG: 0.285 (1, 4)	0-0 6-3		0-0 E1 FC4-6		0-3 K			0-0 F7		4	0	0	0	0	1	2											
Ty Cline, L OBP: 0.263, SLG: 0.284 (1, 7)	0-0 F5		0-0 FC4-6 HR		0-0 F2			0-0 L7		4	1	0	1	0	0	2											
Willie McCovey, L OBP: 0.382, SLG: 0.549 (1, 3)		0-0 F8	0-0 HR		0-0 WP 1B			0-0 1-3		4	1	2	3	0	0	0											
Jim Ray Hart, R OBP: 0.331, SLG: 0.449 (1, 5)		0-0 1-6-3 WP 1B	0-0 F8		0-3 K			0-0 6-3		4	0	1	0	0	1	1											
Dave Marshall, L OBP: 0.337, SLG: 0.336 Willie Mays, R OBP: 0.359, SLG: 0.465 (9, 8)		0-0 1-6-3		0-0 G1		0-3 K		0-0 1-3		4	0	0	0	0	1	2											
Jack Hiatt, R OBP: 0.352, SLG: 0.362 (1, 2)		0-0 5-3		0-0 6-3		0-0 SH1-4 BB		0-3 K		3	0	0	0	1	1	1											
Hal Lanier, R OBP: 0.212, SLG: 0.227 (1, 6)			0-0 F7	0-0 4-3		0-0 SH1-4				2	0	0	0	0	0	0											
Bobby Bolin, R OBP: 0.170, SLG: 0.071 Mike McCormick, L OBP: 0.182, SLG: 0.175 (3, 1)			0-0 2B FC4-6 1B		0-3 K		0-0 F4			1	1	1	0	0	0	0											
Inning Stats	R: 0 E: 0 K: 0 S: 3	H: 0 LOB: 0 BB: 0 P: 3	R: 0 E: 0 K: 0 S: 4	H: 1 LOB: 1 BB: 0 P: 4	R: 4 E: 1 K: 0 S: 7	H: 3 LOB: 0 BB: 0 P: 7	R: 0 E: 0 K: 0 S: 3	H: 0 LOB: 0 BB: 0 P: 3	R: 0 E: 0 K: 2 S: 8	H: 1 LOB: 1 BB: 0 P: 8	R: 0 E: 0 K: 1 S: 5	H: 0 LOB: 1 BB: 1 P: 9	R: 0 E: 0 K: 0 S: 3	H: 0 LOB: 0 BB: 0 P: 3	R: 0 E: 0 K: 1 S: 5	H: 0 LOB: 0 BB: 0 P: 5		1B: 3 2B: 1 3B: 0 HR: 1	SF: 0 SAC: 1 DP: 0 HBP: 0	WP: 2 PB: 2 SB: 0 CS: 0	PA: 34						
PITCHER	IP	WLS	BF	H	R	ER	SO	BB	IBB	HBP	BLK	WP	HR	S	P	ERA	WHIP										
Al Santorini, R ERA: 3.00 (1, 1)	3.0	L	14	4	4	0	0	0	0	0	0	1	1	14	14	0.00	1.333										
Ron Reed, R ERA: 3.45 (4, 1)	4.0		14	1	0	0	5	1	0	0	0	1	0	23	27	0.00	0.500										
Claude Raymond, R ERA: 3.02 (8, 1)	2.0		6	0	0	0	1	0	0	0	0	0	0	8	8	0.00	0.000										

AB	32
R	4
H	5
RBI	4
BB	1
SO	6
LOB	10



Batter	1	2	3	4	5	6	7	8	9	AB	R	H	RBI	BB	SO	LOB	BOTTOM										
Felipe Alou, R OBP: 0.362, SLG: 0.428 (1, 8)	0-3 K		0-0 1B 2B		0-3 K		0-0 1B			4	1	2	0	0	2	0	San Francisco Giants @ Atlanta Braves Atlanta Stadium, Atlanta, GA Tue Sep 10 1968, 7:05 PM EDT Att. 4,934 - Unknown										
Felix Milan, R OBP: 0.328, SLG: 0.350 (1, 4)	0-0 F9		0-0 1B WP 1B		0-0 1B		0-0 F6			4	1	2	1	0	0	1											
Hank Aaron, R OBP: 0.351, SLG: 0.496 (1, 9)	0-3 K		0-0 1B 1-3 1B		0-0 F9			0-0 6-3		4	0	1	0	0	1	1											
Joe Torre, R OBP: 0.334, SLG: 0.373 (1, 3)		0-0 1B	0-0 1-2 3-H 1B		0-3 K			0-0 L7		4	0	2	1	0	1	1											
Tito Francona, L OBP: 0.397, SLG: 0.370 Tommie Aaron, R OBP: 0.295, SLG: 0.297 (3, PH) (4, 7)		0-3 K	0-3 K		0-0 F8			0-0 F3		1	0	0	0	0	1	1											
Watt Hrinik, L Dusty Baker Jr., R (9, PH) (1, 2)		0-0 F5		0-0 F4		0-0 F5		0-3 K		3	0	0	0	0	0	1											
Sonny Jackson, L OBP: 0.300, SLG: 0.289 Gil Garrido, R OBP: 0.205, SLG: 0.211 (9, PH) (1, 6)		0-0 5-3		0-0 BB		0-0 4-3		0-0 L7		2	0	0	0	1	0	1											
Marty Martinez, S OBP: 0.302, SLG: 0.271 (1, 5)			0-0 F8	0-0 F8		0-0 F9		0-0 6-3		4	0	0	0	0	0	1											
Al Santorini, R Wayne Causey, L OBP: 0.224, SLG: 0.197 Ron Reed, R OBP: 0.203, SLG: 0.228 Bob Johnson, R OBP: 0.304, SLG: 0.302 Claude Raymond, R OBP: 0.143, SLG: 0.143 (3, PH) (4, 1) (7, PH) (8, 1)		0-0 F4		0-0 6-3		0-0 1-3				0	0	0	0	0	0	0											
Inning Stats	R: 0 E: 0 K: 2 S: 7	H: 0 LOB: 0 BB: 0 P: 7	R: 0 E: 0 K: 1 S: 6	H: 1 LOB: 1 BB: 0 P: 6	R: 2 E: 0 K: 1 S: 9	H: 4 LOB: 2 BB: 0 P: 9	R: 0 E: 0 K: 0 S: 3	H: 0 LOB: 1 BB: 1 P: 7	R: 0 E: 0 K: 0 S: 8	H: 1 LOB: 1 BB: 0 P: 8	R: 0 E: 0 K: 0 S: 3	H: 0 LOB: 0 BB: 0 P: 3	R: 0 E: 0 K: 0 S: 4	H: 1 LOB: 1 BB: 0 P: 4	R: 0 E: 0 K: 0 S: 3	H: 0 LOB: 0 BB: 0 P: 3		R: 0 E: 0 K: 1 S: 5	H: 0 LOB: 0 BB: 0 P: 5	1B: 6 2B: 1 3B: 0 HR: 0	SF: 0 SAC: 0 DP: 0 HBP: 0	WP: 1 PB: 0 SB: 0 CS: 0	PA: 35				
PITCHER	IP	WLS	BF	H	R	ER	SO	BB	IBB	HBP	BLK	WP	HR	S	P	ERA	WHIP										
Bobby Bolin, R ERA: 2.0 (1, 1)	2.2		13	5	2	2	3	0	0	0	0	0	0	19	19	6.75	1.875										
Mike McCormick, L ERA: 3.51 (3, 1)	6.1	W	22	2	0	0	4	1	0	0	0	0	0	29	33	0.00	0.474										

AB	34
R	2
H	7
RBI	2
BB	1
SO	7
LOB	10



Batter	1	2	3	4	5	6	7	8	9	AB	R	H	RBI	BB	SO	LOB	TOP			
Bobby Bonds, R OBP: 0.354, SLG: 0.412 (1, 9)										4	0	0	0	0	1	0	San Francisco Giants @ Atlanta Braves Atlanta Stadium, Atlanta, GA Wed Sep 11 1968, 7:05 PM EDT Att: 8,196 - Unknown			
Ron Hunt, R OBP: 0.366, SLG: 0.283 (1, 4)										4	0	0	0	0	1	0				
Willie Mays, R OBP: 0.360, SLG: 0.463 (1, 8)										2	1	0	0	2	0	0				
Willie McCovey, L OBP: 0.379, SLG: 0.544 (1, 3)										4	0	0	0	0	0	2				
Jim Ray Hart, R OBP: 0.330, SLG: 0.447 (1, 5)										4	0	1	0	0	0	1				
Dick Dietz, R OBP: 0.373, SLG: 0.425 (1, 2)										4	0	2	1	0	1	1				
Ty Cline, L OBP: 0.261, SLG: 0.280 (1, 7)										3	0	0	0	0	0	3				
Hal Lanier, R OBP: 0.212, SLG: 0.228 (1, 6)										3	0	1	0	0	1	1				
Juan Marichal, R OBP: 0.182, SLG: 0.188 (1, 1)										3	0	0	0	0	1	2				
Inning Stats	R: 0 E: 0 K: 0 S: 3	H: 0 LOB: 1 BB: 1 P: 7	R: 0 E: 0 K: 0 S: 4	H: 1 LOB: 1 BB: 0 P: 4	R: 0 E: 0 K: 0 S: 3	H: 0 LOB: 0 BB: 0 P: 3	R: 1 E: 0 K: 0 S: 4	H: 1 LOB: 1 BB: 1 P: 8	R: 0 E: 0 K: 0 S: 7	H: 0 LOB: 0 BB: 0 P: 7	R: 0 E: 0 K: 1 S: 7	H: 2 LOB: 2 BB: 0 P: 7	R: 0 E: 0 K: 1 S: 5	H: 0 LOB: 0 BB: 0 P: 5	R: 0 E: 0 K: 1 S: 5	H: 0 LOB: 0 BB: 0 P: 5	1B: 3 2B: 1 3B: 0 HR: 0	SF: 0 SAC: 0 DP: 0 HBP: 0	WP: 0 PB: 0 SB: 1 CS: 0	PA: 33
PITCHER Pat Jarvis, R ERA: 2.33 (1, 1)	IP: 9.0 WLS: W BF: 33 H: 4 R: 1 ER: 1 SO: 5 BB: 2 IBB: 0 HBP: 0 BLK: 0 WP: 0 HR: 0 S: 41 P: 49 ERA: 1.00 WHIP: 0.667															PITCHER				

Batter	1	2	3	4	5	6	7	8	9	AB	R	H	RBI	BB	SO	LOB	BOTTOM			
Felipe Alou, R OBP: 0.361, SLG: 0.427 (1, 8)										4	0	1	0	0	0	1	San Francisco Giants @ Atlanta Braves Atlanta Stadium, Atlanta, GA Wed Sep 11 1968, 7:05 PM EDT Att: 8,196 - Unknown			
Felix Milan, R OBP: 0.327, SLG: 0.350 (1, 4)										4	2	1	0	0	0	1				
Hank Aaron, R OBP: 0.353, SLG: 0.504 (1, 3) (9, 9)										4	1	3	2	0	0	0				
Tito Francona, L OBP: 0.401, SLG: 0.375 (1, 7)										4	0	3	0	0	1	2				
Deron Johnson, R OBP: 0.296, SLG: 0.314 (9, 3)										0	0	0	0	0	0	0				
Mike Lum, L OBP: 0.282, SLG: 0.338 (1, 9) (9, 7)										4	0	1	1	0	1	4				
Walt Hiriak, L OBP: 0.286, SLG: 0.286 (1, 2)										4	0	2	0	0	2	3				
Sonny Jackson, L OBP: 0.298, SLG: 0.287 (1, 6)										3	0	0	0	0	0	1				
Marty Martinez, S OBP: 0.302, SLG: 0.270 (1, 5)										4	0	1	0	0	1	2				
Pat Jarvis, R OBP: 0.190, SLG: 0.175 (1, 1)										4	0	0	0	0	2	3				
Inning Stats	R: 0 E: 0 K: 1 S: 7	H: 2 LOB: 2 BB: 0 P: 7	R: 0 E: 0 K: 0 S: 4	H: 1 LOB: 1 BB: 0 P: 4	R: 2 E: 0 K: 1 S: 8	H: 3 LOB: 1 BB: 0 P: 8	R: 0 E: 0 K: 1 S: 6	H: 1 LOB: 1 BB: 0 P: 6	R: 0 E: 0 K: 0 S: 4	H: 1 LOB: 1 BB: 0 P: 4	R: 0 E: 0 K: 1 S: 6	H: 1 LOB: 2 BB: 0 P: 6	R: 1 E: 0 K: 2 S: 10	H: 3 LOB: 2 BB: 0 P: 10	R: 0 E: 0 K: 1 S: 5	H: 0 LOB: 0 BB: 0 P: 5	1B: 11 2B: 0 3B: 0 HR: 1	SF: 0 SAC: 1 DP: 0 HBP: 0	WP: 1 PB: 0 SB: 1 CS: 0	PA: 36
PITCHER Juan Marichal, R ERA: 2.45 (1, 1)	IP: 8.0 WLS: L BF: 36 H: 12 R: 3 ER: 3 SO: 7 BB: 0 IBB: 0 HBP: 0 BLK: 0 WP: 1 HR: 1 S: 50 P: 50 ERA: 3.38 WHIP: 1.500															PITCHER				

Batter	1	2	3	4	5	6	7	8	9	AB	R	H	RBI	BB	SO	LOB	TOP
Felipe Alou, R OBP: 0.362, SLG: 0.429 (1, 8)										4	0	2	0	0	0	1	<p>Atlanta Braves @ Los Angeles Dodgers Dodger Stadium, Los Angeles, CA Fri Sep 13 1968, 7:05 PM PDT Att: 13,944 - Unknown</p>
Felix Milten, R OBP: 0.327, SLG: 0.350 (1, 4)										3	0	1	0	0	0	2	
Hank Aaron, R OBP: 0.351, SLG: 0.500 (1, 9)										4	0	0	0	0	0	3	
Joe Torre, R OBP: 0.333, SLG: 0.371 (1, 3)										4	0	1	0	0	1	2	
Tommie Aaron, R OBP: 0.295, SLG: 0.300 (1, 7)										4	0	1	0	0	0	1	
Bob Johnson, R OBP: 0.308, SLG: 0.306 (1, 5)										4	0	2	0	0	1	1	
Bob Tillman, R OBP: 0.270, SLG: 0.299 (9, PR) Ralph Garr, L										4	0	1	0	0	2	2	
Gil Garrido, R OBP: 0.190, SLG: 0.195 (9, PH) Deron Johnson, R OBP: 0.298, SLG: 0.316 (9, PR) Sonny Jackson, L OBP: 0.298, SLG: 0.287 (9, PR)										3	0	0	0	0	0	1	
Phil Niekro, R OBP: 0.118, SLG: 0.221 (9, PH) Marty Martinez, S OBP: 0.301, SLG: 0.269 (9, PH)										3	0	1	0	0	0	0	
Inning Stats	R: 0 E: 0 K: 0 S: 4	H: 1 LOB: 1 BB: 0 P: 4	R: 0 E: 0 K: 1 S: 6	H: 1 LOB: 1 BB: 0 P: 6	R: 0 E: 0 K: 1 S: 4	H: 2 LOB: 1 BB: 0 P: 6	R: 0 E: 0 K: 0 S: 6	H: 1 LOB: 1 BB: 0 P: 6	R: 0 E: 0 K: 0 S: 3	H: 0 LOB: 0 BB: 0 P: 3	R: 0 E: 0 K: 1 S: 6	H: 1 LOB: 1 BB: 0 P: 6	R: 0 E: 0 K: 1 S: 7	H: 2 LOB: 2 BB: 0 P: 7	1B: 8 2B: 2 3B: 0 HR: 0	SF: 0 SAC: 1 DP: 0 HBP: 0	
PITCHER Claude Osteen, L ERA: 3.22 (1, 1)	IP: 9.0 WLS: W BF: 36 H: 10 R: 0 ER: 0 SO: 5 BB: 0 IBB: 0 HBP: 0 BLK: 0 WP: 0 HR: 0 S: 46 P: 46 ERA: 0.00 WHIP: 1.111											PITCHER	IP: 9.0 WLS: W BF: 36 H: 10 R: 0 ER: 0 SO: 5 BB: 0 IBB: 0 HBP: 0 BLK: 0 WP: 0 HR: 0 S: 46 P: 46 ERA: 0.00 WHIP: 1.111				

Batter	1	2	3	4	5	6	7	8	9	AB	R	H	RBI	BB	SO	LOB	BOTTOM
Willie Crawford, L OBP: 0.344, SLG: 0.386 (1, 7)										4	1	3	1	0	0	0	<p>Atlanta Braves @ Los Angeles Dodgers Dodger Stadium, Los Angeles, CA Fri Sep 13 1968, 7:05 PM PDT Att: 13,944 - Unknown</p>
Willie Davis, L OBP: 0.292, SLG: 0.366 (1, 8)										4	0	0	0	0	0	4	
Tom Haller, L OBP: 0.346, SLG: 0.390 (1, 2)										2	0	1	1	0	0	1	
Ron Fairly, L OBP: 0.297, SLG: 0.300 (1, 3) (8, 9)										3	0	1	0	0	0	1	
Len Gabrielson, L OBP: 0.325, SLG: 0.418 (8, 3) Wes Parker, S OBP: 0.299, SLG: 0.311										3	0	1	0	0	0	1	
Jim Lefebvre, S OBP: 0.303, SLG: 0.344 (1, 4)										3	0	0	0	0	1	1	
Bill Sudakis, S OBP: 0.395, SLG: 0.595 (1, 5)										3	0	0	0	0	1	1	
Paul Popovich, S OBP: 0.265, SLG: 0.257 (1, 6)										3	1	2	0	0	0	0	
Claude Osteen, L OBP: 0.158, SLG: 0.187 (1, 1)										2	0	0	0	0	1	1	
Inning Stats	R: 1 E: 1 K: 0 S: 4	H: 1 LOB: 0 BB: 0 P: 4	R: 0 E: 0 K: 0 S: 3	H: 1 LOB: 0 BB: 0 P: 3	R: 0 E: 0 K: 1 S: 5	H: 0 LOB: 0 BB: 0 P: 5	R: 0 E: 0 K: 0 S: 3	H: 1 LOB: 0 BB: 0 P: 3	R: 0 E: 0 K: 0 S: 5	H: 2 LOB: 1 BB: 0 P: 5	R: 0 E: 0 K: 0 S: 3	H: 1 LOB: 0 BB: 0 P: 3	R: 0 E: 0 K: 0 S: 5	H: 2 LOB: 2 BB: 0 P: 5	1B: 7 2B: 2 3B: 0 HR: 0	SF: 1 SAC: 1 DP: 3 HBP: 0	
PITCHER Phil Niekro, R ERA: 2.7 (1, 1)	IP: 8.0 WLS: L BF: 29 H: 8 R: 2 ER: 1 SO: 3 BB: 0 IBB: 0 HBP: 0 BLK: 0 WP: 1 HR: 0 S: 35 P: 35 ERA: 1.12 WHIP: 1.000											PITCHER	IP: 8.0 WLS: L BF: 29 H: 8 R: 2 ER: 1 SO: 3 BB: 0 IBB: 0 HBP: 0 BLK: 0 WP: 1 HR: 0 S: 35 P: 35 ERA: 1.12 WHIP: 1.000				

Batter	1	2	3	4	5	6	7	8	9	AB	R	H	RBI	BB	SO	LOB	TOP			
Felipe Alou, R OBP: 0.364, SLG: 0.433 Dusty Baker Jr., R (8, FR) (8, 8)	0-0 2B		0-0 FC6-4 1-2		0-0 1B			0-0 1B		4	0	3	0	0	0	1				
Felix Milan, R OBP: 0.325, SLG: 0.347	0-3 K		0-0 P6		0-0 1-3			0-0 L6		4	0	0	0	0	1	4				
Sonny Jackson, L OBP: 0.294, SLG: 0.283	0-0 F9		0-3 K				0-0 F7		0-3 K	4	0	0	0	0	2	3				
Hank Aaron, R OBP: 0.352, SLG: 0.499	4-0 IBB			0-0 1B			0-0 F7		0-0 F7	3	0	1	0	1	0	1				
Tito Francona, L OBP: 0.397, SLG: 0.370	0-3 K			0-0 F7			0-0 F7		0-0 F8	4	0	0	0	0	1	3				
Mike Lum, L OBP: 0.277, SLG: 0.332		0-0 F7		0-0 F8				0-0 P6		0-0 5-3	4	0	0	0	0	1				
Walt Hriniaik, L OBP: 0.182, SLG: 0.182		0-0 F9		0-0 F8			0-3 K		0-0 F2	4	0	0	0	0	1	1				
Marty Martinez, S OBP: 0.301, SLG: 0.270		0-0 P6-3					0-0 F9			3	0	1	0	0	0	0				
Mitt Pappas, R OBP: 0.204, SLG: 0.200 Dick Kelley, R OBP: 0.154, SLG: 0.043 Joe Torre, R OBP: 0.333, SLG: 0.370 Ken Johnson, R OBP: 0.171, SLG: 0.175			0-0 FC6-4 1B		0-3 K			0-0 F2		1	0	1	0	0	0	0				
Inning Stats	R: 0 E: 0 K: 2 S: 8	H: 1 LOB: 2 BB: 1 P: 12	R: 0 E: 0 K: 0 S: 3	H: 0 LOB: 0 BB: 0 P: 3	R: 0 E: 0 K: 1 S: 6	H: 1 LOB: 1 BB: 0 P: 6	R: 0 E: 0 K: 0 S: 4	H: 1 LOB: 1 BB: 0 P: 4	R: 0 E: 0 K: 1 S: 6	H: 0 LOB: 0 BB: 0 P: 3	R: 0 E: 0 K: 1 S: 6	H: 1 LOB: 1 BB: 0 P: 6	R: 0 E: 0 K: 1 S: 6	H: 1 LOB: 1 BB: 0 P: 6	R: 0 E: 0 K: 0 S: 3	H: 0 LOB: 0 BB: 0 P: 3	1B: 5 2B: 1 3B: 0 HR: 0	SF: 0 SAC: 0 DP: 0 HBP: 0	WP: 0 PB: 0 SB: 0 CS: 0	PA: 34
PITCHER Don Sutton, R ERA: 2.65	IP: 9.0 WLS: W BF: 34 H: 6 R: 0 ER: 0 SO: 6 BB: 0 IBB: 1 HBP: 0 BLK: 0 WP: 0 HR: 0 S: 45 P: 49 ERA: 0.00 WHIP: 0.667															PITCHER				

Atlanta Braves @ Los Angeles Dodgers
Dodger Stadium, Los Angeles, CA
Sat Sep 14 1968, 3:33 AM PDT
Att: 9,148 - Unknown

AB 33
R 0
H 6
RBI 0
BB 1
SO 6
LOB 15



Batter	1	2	3	4	5	6	7	8	9	AB	R	H	RBI	BB	SO	LOB	BOTTOM			
Willie Crawford, L OBP: 0.335, SLG: 0.375	0-0 F6		0-3 K		0-3 K			0-3 K		4	0	0	0	0	3	0				
Willie Davis, L OBP: 0.294, SLG: 0.367	0-0 S 2B 1B		0-0 S 2B 1B		0-3 K		0-0 F6			4	2	2	0	0	1	0				
Tom Haller, L OBP: 0.347, SLG: 0.395	0-0 BB 1H SF7 2B		0-0 4-3 1H 2B		0-0 F9		0-0 3-1			4	1	2	2	0	0	0				
Ron Fairly, L OBP: 0.300, SLG: 0.300	4-0 BB BB		0-0 4-3 2-3		4-0 1B BB			0-0 SH2-3 1B		2	0	1	0	2	0	1				
Len Gabrielson, L OBP: 0.331, SLG: 0.420 Wes Parker, S OBP: 0.299, SLG: 0.311	4-0 1-2 2-3 BB		4-0 BB BB		0-0 1B BB			0-0 SH2-3		1	0	1	0	2	0	0				
0-0 0-0 0-0 0-0										0	0	0	0	0	0	0				
Jim Lefebvre, S OBP: 0.303, SLG: 0.341	0-0 SF7		0-0 P4		0-3 K			4-0 BB		2	0	0	1	1	1	4				
Bill Sudakis, S OBP: 0.362, SLG: 0.537	0-3 K		0-3 K				0-0 F3		0-3 K	4	0	0	0	0	3	6				
Paul Popovich, S OBP: 0.262, SLG: 0.254		0-0 F3		0-0 P4-3			0-0 P8		0-0 P7	4	0	0	0	0	2					
Don Sutton, R OBP: 0.224, SLG: 0.204	0-0 F9		0-3 K				0-0 1-3			3	0	0	0	0	1	0				
Inning Stats	R: 2 E: 0 K: 1 S: 7	H: 2 LOB: 2 BB: 2 P: 15	R: 0 E: 0 K: 1 S: 5	H: 0 LOB: 0 BB: 0 P: 5	R: 1 E: 0 K: 1 S: 7	H: 2 LOB: 2 BB: 1 P: 11	R: 0 E: 0 K: 2 S: 7	H: 0 LOB: 0 BB: 0 P: 7	R: 0 E: 0 K: 0 S: 3	H: 0 LOB: 0 BB: 0 P: 3	R: 0 E: 0 K: 1 S: 5	H: 0 LOB: 0 BB: 0 P: 5	R: 0 E: 0 K: 1 S: 6	H: 1 LOB: 2 BB: 1 P: 10	R: 0 E: 0 K: 0 S: 3	H: 0 LOB: 0 BB: 0 P: 3	1B: 4 2B: 2 3B: 0 HR: 0	SF: 1 SAC: 1 DP: 0 HBP: 0	WP: 0 PB: 0 SB: 2 CS: 0	PA: 35
PITCHER Mitt Pappas, R ERA: 3.55 Dick Kelley, L ERA: 2.73 Ken Johnson, R ERA: 3.55	IP: 2.0 WLS: L BF: 12 H: 4 R: 3 ER: 3 SO: 2 BB: 0 IBB: 0 HBP: 0 BLK: 0 WP: 0 HR: 0 S: 14 P: 22 ERA: 13.50 WHIP: 3.000															PITCHER				

Atlanta Braves @ Los Angeles Dodgers
Dodger Stadium, Los Angeles, CA
Sat Sep 14 1968, 3:33 AM PDT
Att: 9,148 - Unknown

AB 28
R 3
H 6
RBI 3
BB 5
SO 9
LOB 13



Batter	1	2	3	4	5	6	7	8	9	AB	R	H	RBI	BB	SO	LOB	TOP																				
Felipe Alou, R OBP: 0.363, SLG: 0.431 (1, 8)	5-3	P6			1B WP SF8 1B		P6 1B		K	5	1	1	0	0	1	1	Atlanta Braves @ Los Angeles Dodgers Dodger Stadium, Los Angeles, CA Sun Sep 15 1968, 3:33 AM PDT Att: 11,908 - Unknown																				
Felix Milten, R OBP: 0.325, SLG: 0.347 (1, 4)	5-3		P6-3		1B 1-3 2-H		1B		K	5	0	2	1	0	1	0																					
Hank Aaron, R OBP: 0.353, SLG: 0.500 (1, 3) (8, 9)	2B S 1B		1B		SF8		P6			3	1	2	1	0	0	2																					
Joe Torre, R OBP: 0.334, SLG: 0.374 (1, 2)	1-H 2B		K		P4				2-3 1B	4	1	2	1	0	1	1																					
Tito Francona, L OBP: 0.392, SLG: 0.365 Deron Johnson, R OBP: 0.288, SLG: 0.316 (8, 3)	4-3			L8			4-3		2-3	4	0	0	0	0	0	2																					
Mike Lum, L OBP: 0.286, SLG: 0.337 (8, 7)		FC2-6 1B		F8		G4-3 BB		1-3 2-H 1B		3	0	2	1	1	0	0																					
Sonny Jackson, L OBP: 0.291, SLG: 0.280 (1, 6)	FC2-6 1-3 1B		F7		G4-3			1-3		4	1	0	0	0	0	3																					
Marty Martinez, S OBP: 0.301, SLG: 0.270 (1, 5)	1-3				WP 1B 1B		L3		P5	4	1	1	0	0	0	2																					
George Stone, L OBP: 0.370, SLG: 0.346 Cecil Upshaw, R OBP: 0.217, SLG: 0.182 (8, 1)	2-H 1B				K		F7		4-3	3	0	1	1	0	1	1																					
Inning Stats	R: 1 E: 0 K: 0 S: 5	H: 2 LOB: 1 BB: 0 P: 5	R: 0 E: 0 K: 0 S: 5	H: 1 LOB: 0 BB: 0 P: 5	R: 0 E: 0 K: 0 S: 3	H: 0 LOB: 0 BB: 0 P: 3	R: 2 E: 0 K: 1 S: 8	H: 3 LOB: 1 BB: 0 P: 8	R: 0 E: 0 K: 0 S: 2	H: 0 LOB: 0 BB: 1 P: 6	R: 0 E: 1 K: 0 S: 5	H: 1 LOB: 2 BB: 0 P: 5	R: 1 E: 0 K: 0 S: 5	H: 2 LOB: 1 BB: 0 P: 5	R: 0 E: 0 K: 2 S: 7	H: 0 LOB: 0 BB: 0 P: 7	1B: 10 2B: 1 3B: 0 HR: 0	SF: 1 SAC: 0 DP: 1 HBP: 0	WP: 1 PB: 0 SB: 1 CS: 0	PA: 38																	
PITCHER	IP	WLS	BF	H	R	ER	SO	BB	IBB	HBP	BLK	WP	HR	S	P	ERA	WHIP	PITCHER		IP	WLS	BF	H	R	ER	SO	BB	IBB	HBP	BLK	WP	HR	S	P	ERA	WHIP	
Joe Moeller, R ERA: 5.06 (1, 1)	4.1	L	19	7	4	4	2	0	0	0	0	0	0	23	23	8.31	1.615																				
Mudcat Grant, R ERA: 2.29 (5, 1)	2.2		11	2	0	0	0	1	0	0	0	1	0	10	14	0.00	1.125																				
Jack Billingham, R ERA: 2.11 (8, 1)	2.0		8	2	1	1	2	0	0	0	0	0	0	12	12	4.50	1.000																				

AB	36
R	5
H	11
RBI	5
BB	1
SO	4
LOB	12



Batter	1	2	3	4	5	6	7	8	9	AB	R	H	RBI	BB	SO	LOB	BOTTOM																			
Wes Parker, S OBP: 0.298, SLG: 0.310 (1, 7)	5-3		1B		F9		5-3		K	5	0	1	0	0	1	0	Atlanta Braves @ Los Angeles Dodgers Dodger Stadium, Los Angeles, CA Sun Sep 15 1968, 3:33 AM PDT Att: 11,908 - Unknown																			
Willie Davis, L OBP: 0.293, SLG: 0.366 (1, 8)	P5		F9		3B 1B		G3		K	5	1	1	0	0	1	1																				
Bill Sudakis, S OBP: 0.392, SLG: 0.591 (1, 5)	BB		P4		1-H 3B				1B 1B	3	1	2	1	1	0	1																				
Ken Boyer, R OBP: 0.304, SLG: 0.385 (1, 3)	K		F8		K				P6	4	0	0	0	0	2	4																				
Jim Lefebvre, S OBP: 0.305, SLG: 0.347 (1, 4)		4-3			2B		F8		1B 1B	4	0	2	0	0	0	0																				
Ted Savage, R OBP: 0.248, SLG: 0.304 Ron Fairly, L OBP: 0.300, SLG: 0.300 (8, PH) (9, 9)	1B 1B			L4			F9		F5	3	0	1	0	0	0	1																				
Paul Popovich, S OBP: 0.265, SLG: 0.257 Len Gabrielson, L OBP: 0.333, SLG: 0.422 Bart Shirley, R OBP: 0.270, SLG: 0.196 (1, 6) (8, PH) (9, 6)	1-2 1B		P6-3		P6-3		1B		1-3 2-H 1B	3	0	2	0	0	0	1																				
Jim Campanis, R Tom Haller, L OBP: 0.346, SLG: 0.395 (8, PH) (9, 2)	P6		P5		P5		P5		F7	3	0	0	0	0	0	4																				
Joe Moeller, R Mudcat Grant, R OBP: 0.138, SLG: 0.241 Bob Bailey, R OBP: 0.309, SLG: 0.349 Jack Billingham, R Willie Crawford, L OBP: 0.233, SLG: 0.372 (8, PH) (5, 1) (7, PH) (8, 1) (9, PH)	K				K		F7		K	1	0	0	0	0	1	2																				
Inning Stats	R: 0 E: 0 K: 1 S: 5	H: 0 LOB: 1 BB: 1 P: 9	R: 0 E: 0 K: 1 S: 7	H: 2 LOB: 2 BB: 0 P: 7	R: 0 E: 0 K: 0 S: 4	H: 1 LOB: 1 BB: 0 P: 4	R: 0 E: 0 K: 0 S: 4	H: 1 LOB: 1 BB: 0 P: 4	R: 1 E: 0 K: 2 S: 9	H: 2 LOB: 1 BB: 0 P: 9	R: 0 E: 0 K: 0 S: 4	H: 1 LOB: 1 BB: 0 P: 4	R: 0 E: 0 K: 0 S: 3	H: 0 LOB: 0 BB: 0 P: 3	R: 1 E: 0 K: 0 S: 6	H: 3 LOB: 2 BB: 0 P: 6	R: 0 E: 0 K: 3 S: 9	H: 0 LOB: 0 BB: 0 P: 9	1B: 8 2B: 1 3B: 1 HR: 0	SF: 0 SAC: 0 DP: 0 HBP: 0	WP: 0 PB: 0 SB: 0 CS: 0	PA: 38														
PITCHER	IP	WLS	BF	H	R	ER	SO	BB	IBB	HBP	BLK	WP	HR	S	P	ERA	WHIP	PITCHER		IP	WLS	BF	H	R	ER	SO	BB	IBB	HBP	BLK	WP	HR	S	P	ERA	WHIP
George Stone, L ERA: 2.75 (1, 1)	7.1	W	32	9	2	2	4	1	0	0	0	0	0	39	43	2.46	1.364																			
Cecil Upshaw, R ERA: 2.35 (8, 1)	1.2	S	6	1	0	0	3	0	0	0	0	0	0	12	12	0.00	0.600																			



Batter	1	2	3	4	5	6	7	8	9	AB	R	H	RBI	BB	SO	LOB	TOP			
Felipe Alou, R OBP: 0.364, SLG: 0.431 (1, 8)										4	0	2	0	0	0	1	Atlanta Braves @ Los Angeles Dodgers Dodger Stadium, Los Angeles, CA Mon Sep 16 1968, 7:05 PM PDT Att: 9,253 - Unknown			
Felix Milan, R OBP: 0.323, SLG: 0.345 (1, 4)										4	0	0	0	0	0	3				
Hank Aaron, R OBP: 0.352, SLG: 0.498 (1, 3)										4	0	1	0	0	0	1				
Joe Torre, R OBP: 0.333, SLG: 0.373 Rick Kester, R (8, 1)										4	0	1	0	0	0	1				
Tito Francona, L OBP: 0.391, SLG: 0.364 (1, 7)										4	0	1	0	0	1	1				
Mike Lum, L OBP: 0.286, SLG: 0.337 (1, 9)										3	0	1	0	0	1	1				
Sonny Jackson, L OBP: 0.293, SLG: 0.280 (1, 6)										3	0	1	0	1	1	1				
Marty Martinez, S OBP: 0.300, SLG: 0.270 (1, 5)										4	0	1	0	0	0	4				
Ron Reed, R OBP: 0.197, SLG: 0.220 (7, PH)										2	0	0	0	0	0	1				
Ralph Garr, L OBP: 0.267, SLG: 0.500 Dick Kelley, R OBP: 0.154, SLG: 0.043 Bob Tillman, R OBP: 0.270, SLG: 0.299 (8, 2)										1	0	1	0	0	0	0				
Inning Stats	R: 0 E: 0 K: 0 S: 3	H: 0 LOB: 0 BB: 0 P: 3	R: 0 E: 0 K: 0 S: 4	H: 2 LOB: 2 BB: 1 P: 8	R: 0 E: 0 K: 0 S: 4	H: 1 LOB: 1 BB: 0 P: 4	R: 0 E: 0 K: 2 S: 8	H: 1 LOB: 1 BB: 0 P: 8	R: 0 E: 0 K: 1 S: 6	H: 2 LOB: 1 BB: 0 P: 4	R: 0 E: 0 K: 0 S: 4	H: 1 LOB: 0 BB: 0 P: 4	R: 0 E: 0 K: 0 S: 3	H: 0 LOB: 0 BB: 0 P: 3	R: 0 E: 0 K: 0 S: 4	H: 1 LOB: 1 BB: 0 P: 4	1B: 9 2B: 0 3B: 0 HR: 0	SF: 0 SAC: 1 DP: 2 HBP: 0	WP: 1 PB: 1 SB: 1 CS: 0	PA: 35
PITCHER Bill Singer, R ERA: 2.7 (1, 1)	IP: 9.0 WLS: W BF: 35 H: 9 R: 0 ER: 0 SO: 3 BB: 0 IBB: 1 HBP: 0 BLK: 0 WP: 1 HR: 0 S: 40 P: 44 ERA: 0.00 WHIP: 1.000															PITCHER				

Batter	1	2	3	4	5	6	7	8	9	AB	R	H	RBI	BB	SO	LOB	BOTTOM			
Willie Crawford, L OBP: 0.329, SLG: 0.366 (1, 7)										5	1	1	0	0	1	4	Atlanta Braves @ Los Angeles Dodgers Dodger Stadium, Los Angeles, CA Mon Sep 16 1968, 7:05 PM PDT Att: 9,253 - Unknown			
Willie Davis, L OBP: 0.294, SLG: 0.367 (1, 8)										4	1	2	0	0	0	1				
Tom Haller, L OBP: 0.348, SLG: 0.394 (1, 2)										1	1	0	0	2	0	1				
Jim Lefebvre, S OBP: 0.309, SLG: 0.351 Bart Shirley, R OBP: 0.266, SLG: 0.193 (6, PR) (7, 4)										3	0	2	1	0	0	0				
Len Gabrielson, L OBP: 0.335, SLG: 0.425 (1, 9)										3	0	1	2	1	1	3				
Bill Sudakis, S OBP: 0.382, SLG: 0.553 (1, 5)										3	1	0	0	1	0	5				
Wes Parker, S OBP: 0.297, SLG: 0.310 (1, 3)										4	1	1	1	0	0	3				
Paul Popovich, S OBP: 0.265, SLG: 0.257 (1, 6)										4	0	1	0	0	0	4				
Bill Singer, R OBP: 0.200, SLG: 0.250 (1, 1)										4	0	1	2	0	2	2				
Inning Stats	R: 0 E: 0 K: 0 S: 3	H: 1 LOB: 0 BB: 0 P: 3	R: 0 E: 0 K: 0 S: 3	H: 0 LOB: 1 BB: 1 P: 7	R: 0 E: 0 K: 1 S: 5	H: 0 LOB: 0 BB: 0 P: 5	R: 0 E: 0 K: 1 S: 6	H: 1 LOB: 2 BB: 1 P: 10	R: 0 E: 0 K: 0 S: 3	H: 1 LOB: 0 BB: 0 P: 3	R: 5 E: 1 K: 0 S: 8	H: 4 LOB: 3 BB: 2 P: 16	R: 1 E: 2 K: 0 S: 5	H: 1 LOB: 1 BB: 0 P: 5	R: 0 E: 0 K: 2 S: 8	H: 1 LOB: 1 BB: 0 P: 8		1B: 7 2B: 2 3B: 0 HR: 0	SF: 0 SAC: 1 DP: 2 HBP: 0	WP: 1 PB: 0 SB: 0 CS: 1
PITCHER Ron Reed, R ERA: 3.48 Dick Kelley, L ERA: 2.7 Rick Kester, R ERA: 8.31 (1, 1) (7, 1) (8, 1)	IP: 6.0 WLS: L BF: 28 H: 7 R: 5 ER: 3 SO: 2 BB: 2 IBB: 2 HBP: 0 BLK: 0 WP: 1 HR: 0 S: 28 P: 44 ERA: 4.50 WHIP: 1.500															PITCHER				



Batter	1	2	3	4	5	6	7	8	9	AB	R	H	RBI	BB	SO	LOB	TOP		
Felipe Alou, R OBP: 0.364, SLG: 0.436 (1, 8)	0-0 4-3	0-0 F9			0-0 F4		0-0 1-3		0-0 E3 FC6-4	5	0	0	0	0	0	0			
Felix Milan, R OBP: 0.322, SLG: 0.341 (1, 4)	0-0 2B 1B		0-0 5-3		1-0 HBP		0-0 F9		0-0 F9	4	1	1	0	0	0	1			
Hank Aaron, R OBP: 0.352, SLG: 0.497 (1, 9)	0-0 1-H 2B 2B		0-0 F8-3 1B		0-0 F9			0-0 F2	0-0 FC6-4 1-2	5	1	2	1	0	0	2			
Joe Torre, R OBP: 0.333, SLG: 0.372 (1, 2)	0-0 E6 2B		0-0 F8-3 1-2		0-0 F5			0-0 BB S 1B		4	0	1	0	0	0	2			
Tommie Aaron, R OBP: 0.295, SLG: 0.311 (1, 7)	0-0 1-3 2-H 2B			0-0 3B		0-0 F7		0-3 K		4	0	2	1	0	1	1			
Deron Johnson, R OBP: 0.287, SLG: 0.312 (1, 3)	0-0 1-3			0-0 F6		0-0 1B		4-0 BB BB		3	0	1	0	1	0	3			
Marty Martinez, S OBP: 0.300, SLG: 0.268 (1, 5)	0-0 1-3			0-0 6-3		0-0 FC6-4 1B		4-0 BB BB		3	0	1	0	1	0	3			
Gil Garrido, R OBP: 0.174, SLG: 0.178 (1, 6)		0-0 F5		0-0 F4		0-0 FC6-4 1-2		0-0 F7		4	0	0	0	0	0	6			
Phil Niekro, R OBP: 0.111, SLG: 0.208 (1, 1)		0-0 6-3		0-0 5-3		0-3 K		0-0 6-3		4	0	0	0	0	1	0			
Inning Stats	R: 2 E: 1 K: 0 S: 7	H: 3 LOB: 2 BB: 0 P: 7	R: 0 E: 0 K: 0 S: 3	H: 0 LOB: 0 BB: 0 P: 3	R: 0 E: 0 K: 0 S: 3	H: 1 LOB: 1 BB: 0 P: 3	R: 0 E: 0 K: 0 S: 4	H: 1 LOB: 1 BB: 0 P: 4	R: 0 E: 0 K: 0 S: 5	H: 2 LOB: 2 BB: 0 P: 5	R: 0 E: 0 K: 1 S: 5	H: 0 LOB: 0 BB: 0 P: 5	R: 0 E: 0 K: 1 S: 6	H: 1 LOB: 3 BB: 2 P: 14	R: 0 E: 1 K: 0 S: 4	H: 0 LOB: 1 BB: 0 P: 4	1B: 5 2B: 3 3B: 1 HR: 0	SF: 0 SAC: 0 DP: 1 HBP: 1	WP: 0 PA: 39 PB: 0 SB: 1 CS: 0
PITCHER	IP	WLS	BF	H	R	ER	SO	BB	IBB	HBP	BLK	WP	HR	S	P	ERA	WHIP		
Denny Lemaster, L ERA: 2.76 (1, 1)	8.0	L	35	8	2	2	2	2	0	1	0	0	0	36	45	2.25	1.250		
Steve Shea, R ERA: 3.56 (9, 1)	1.0		4	0	0	0	0	0	0	0	0	0	0	4	4	0.00	0.000		

Atlanta Braves @ Houston Astros
Astrodome, Houston, TX
Wed Sep 18 1968, 8:05 PM EDT
Att: 6,392 - Dome

AB	36
R	2
H	8
RBI	2
BB	2
SO	2
LOB	18



Batter	1	2	3	4	5	6	7	8	9	AB	R	H	RBI	BB	SO	LOB	BOTTOM		
Denis Menke, R OBP: 0.325, SLG: 0.336 (1, 4)	0-3 K		4-0 BB G4-6-3			0-3 K		0-0 FC6-4 1-2		3	0	0	0	1	2	1			
Norm Miller, L OBP: 0.306, SLG: 0.385 (1, 7)	0-0 4-3		0-0 G4-6-3 1-2			0-3 K			0-0 4-3 6-3 1B	4	0	1	0	0	1	1			
Jimmy Wynn, R OBP: 0.368, SLG: 0.449 (1, 8)	4-0 PB BB			0-0 5-3		0-0 F5			0-0 6-3 1-2	3	0	0	0	1	0	1			
Rusty Staub, L OBP: 0.383, SLG: 0.400 (1, 9)	0-0 1-2 1B			0-0 F9			0-0 F7		0-0 4-3 2-3	4	0	1	0	0	0	1			
Doug Rader, R OBP: 0.320, SLG: 0.377 (1, 5)	0-3 K			4-0 FC6-4 BB			0-0 F9			3	0	0	0	1	1	3			
Nate Colbert, R OBP: 0.200, SLG: 0.184 (1, 3)		0-0 5-3		0-0 FC6-4 1-2			0-3 K			3	0	0	0	0	1	1			
Dave Adlesh, R OBP: 0.209, SLG: 0.217 (1, 2)		0-0 F9			0-0 4-3			0-3 K		3	0	0	0	0	1	0			
Leon McFadden, R OBP: 0.447, SLG: 0.375 (1, 6)		0-3 K2-3			0-0 5-3			0-0 FC6-4 1B		3	0	1	0	0	1	0			
Denny Lemaster, R OBP: 0.118, SLG: 0.032 Lee Thomas, L OBP: 0.250, SLG: 0.230 Steve Shea, R (8, PH) (9, 1)			0-0 6-3		0-0 F5			0-0 F8		2	0	0	0	0	0	0			
Inning Stats	R: 0 E: 0 K: 2 S: 8	H: 1 LOB: 2 BB: 1 P: 12	R: 0 E: 0 K: 1 S: 5	H: 0 LOB: 0 BB: 0 P: 5	R: 0 E: 0 K: 0 S: 2	H: 0 LOB: 1 BB: 1 P: 6	R: 0 E: 0 K: 0 S: 3	H: 0 LOB: 0 BB: 1 P: 7	R: 0 E: 0 K: 2 S: 7	H: 0 LOB: 0 BB: 0 P: 7	R: 0 E: 0 K: 1 S: 5	H: 0 LOB: 0 BB: 0 P: 5	R: 0 E: 0 K: 1 S: 6	H: 1 LOB: 1 BB: 0 P: 6	R: 0 E: 0 K: 0 S: 4	H: 1 LOB: 1 BB: 0 P: 4	1B: 3 2B: 0 3B: 0 HR: 0	SF: 0 SAC: 0 DP: 1 HBP: 0	WP: 0 PA: 32 PB: 1 SB: 0 CS: 0
PITCHER	IP	WLS	BF	H	R	ER	SO	BB	IBB	HBP	BLK	WP	HR	S	P	ERA	WHIP		
Phil Niekro, R ERA: 2.6 (1, 1)	9.0	W	32	3	0	0	7	3	0	0	0	0	0	43	55	0.00	0.667		

Atlanta Braves @ Houston Astros
Astrodome, Houston, TX
Wed Sep 18 1968, 8:05 PM EDT
Att: 6,392 - Dome

AB	29
R	0
H	3
RBI	0
BB	3
SO	7
LOB	9



Batter	1	2	3	4	5	6	7	8	9	AB	R	H	RBI	BB	SO	LOB	TOP			
Felipe Alou, R OBP: 0.365, SLG: 0.440 Ken Johnson, R OBP: 0.171, SLG: 0.175 Wayne Causey, L OBP: 0.223, SLG: 0.196	0-0 SH5-3 1B		0-0 1-3			0-0 5-3			0-0 FC3-6 1B	3	0	1	0	0	0	1	Atlanta Braves @ San Francisco Giants Candlestick Park, San Francisco, CA Fri Sep 20 1968, 10:05 PM EDT Att: 5,592 - Unknown			
Felix Milan, R OBP: 0.323, SLG: 0.341	0-0 SH5-3 1-2		0-0 F7			0-0 F8			0-0 1B 1-2 1B	3	0	1	0	0	0	1				
Hank Aaron, R OBP: 0.351, SLG: 0.494 Tommye Aaron, R OBP: 0.293, SLG: 0.309	0-3 K			0-0 F8			0-0 4-3		0-0 F9	2	0	0	0	0	1	1				
Joe Torre, R OBP: 0.333, SLG: 0.378 Walt Hrinjak, L OBP: 0.231, SLG: 0.231	0-0 3-1			0-3 K			0-0 F3		0-0 1B 1-3 2-H	2	0	0	0	0	1	1				
Tito Francona, L OBP: 0.383, SLG: 0.355		0-3 K		0-3 K			0-0 3-1		0-0 K	4	0	0	0	0	3	2				
Mike Lum, L OBP: 0.286, SLG: 0.333		0-3 K			0-0 F5				0-0 F5	3	0	0	0	0	1	0				
Sonny Jackson, L OBP: 0.291, SLG: 0.278		0-0 5-3			0-0 6-3				0-0 4-3	3	0	0	0	0	0	0				
Marty Martinez, S OBP: 0.302, SLG: 0.271			0-0 1-3 1B		0-0 F8				0-0 4-3	3	0	1	0	0	0	0				
George Stone, L OBP: 0.357, SLG: 0.333 Jim Britton, R OBP: 0.143, SLG: 0.143 Ralph Garr, L OBP: 0.400, SLG: 0.250 Dusty Baker Jr., R OBP: 0.500, SLG: 0.500	0-0 K		0-3 K		0-0 3-1				0-0 FC3-6 1B	1	0	0	0	0	1	1				
Inning Stats	R: 0 E: 0 K: 1 S: 6	H: 1 LOB: 1 BB: 0 P: 6	R: 0 E: 0 K: 2 S: 7	H: 0 LOB: 0 BB: 0 P: 7	R: 0 E: 0 K: 1 S: 6	H: 1 LOB: 1 BB: 0 P: 6	R: 0 E: 0 K: 2 S: 7	H: 0 LOB: 0 BB: 0 P: 7	R: 0 E: 0 K: 0 S: 3	H: 0 LOB: 0 BB: 0 P: 3	R: 0 E: 0 K: 0 S: 3	H: 0 LOB: 0 BB: 0 P: 3	R: 0 E: 0 K: 0 S: 3	H: 0 LOB: 0 BB: 0 P: 3	R: 1 E: 0 K: 1 S: 8	H: 3 LOB: 2 BB: 0 P: 8		1B: 5 2B: 0 3B: 0 HR: 0	SF: 0 SAC: 1 DP: 0 HBP: 0	WP: 0 PB: 0 SB: 0 CS: 0
PITCHER Juan Marichal, R ERA: 2.41	IP: 9.0 WLS: W BF: 32 H: 5 R: 1 ER: 1 SO: 7 BB: 0 IBB: 0 HBP: 0 BLK: 0 WP: 0 HR: 0 S: 46 P: 46 ERA: 1.00 WHIP: 0.556																			

Batter	1	2	3	4	5	6	7	8	9	AB	R	H	RBI	BB	SO	LOB	BOTTOM			
Bobby Bonds, R OBP: 0.348, SLG: 0.427	0-0 F1		0-0 E FC 1B	0-3 K		0-0 6-3				4	1	1	0	0	1	2	Atlanta Braves @ San Francisco Giants Candlestick Park, San Francisco, CA Fri Sep 20 1968, 10:05 PM EDT Att: 5,592 - Unknown			
Ron Hunt, R OBP: 0.368, SLG: 0.290 Don Mason, L	0-0 5-3		0-0 FC BB E 2B 1-H	0-0 FC 1B			0-0 F9			4	1	0	2	0	0	1				
Willie Mays, R OBP: 0.358, SLG: 0.470 Ty Cline, L OBP: 0.258, SLG: 0.280	0-3 K		0-0 E1 BB 2B 1-2	0-0 L4			0-0 F5			2	0	0	0	0	1	1				
Willie McCovey, L OBP: 0.377, SLG: 0.543		0-0 HR 1B	0-3 K	0-0 1B 1-H 2-H			0-0 BB			3	1	2	1	1	1	2				
Jim Ray Hart, R OBP: 0.324, SLG: 0.446		0-0 HR 1-H	0-0 2B BB 1-2 2-S		0-3 K		0-0 6-3			3	2	1	2	1	1	1				
Dick Dietz, R OBP: 0.356, SLG: 0.401		0-0 F2	0-0 2B 1-H 2-H 3-H		0-0 4-3			0-0 F7		4	0	1	3	0	0	0				
Ollie Brown, R OBP: 0.258, SLG: 0.250		0-3 K	0-0 1-3		0-0 4-3			0-0 1-3		4	0	0	0	0	1	2				
Hal Lanier, R OBP: 0.220, SLG: 0.235	0-0 F7			0-0 2B FC 1B		0-0 6-3		0-3 K		4	1	1	0	0	1	0				
Juan Marichal, R OBP: 0.185, SLG: 0.200			0-3 K	0-0 1B 2B		0-3 K				3	1	1	0	0	2	0				
Inning Stats	R: 0 E: 0 K: 1 S: 5	H: 0 LOB: 0 BB: 0 P: 5	R: 2 E: 0 K: 1 S: 7	H: 2 LOB: 0 BB: 0 P: 7	R: 4 E: 2 K: 2 S: 11	H: 2 LOB: 2 BB: 1 P: 15	R: 2 E: 0 K: 1 S: 8	H: 3 LOB: 0 BB: 0 P: 8	R: 0 E: 0 K: 1 S: 5	H: 0 LOB: 0 BB: 0 P: 5	R: 0 E: 0 K: 0 S: 3	H: 0 LOB: 1 BB: 1 P: 7	R: 0 E: 0 K: 1 S: 5	H: 0 LOB: 0 BB: 0 P: 5	R: 0 E: 0 K: 1 S: 5	H: 0 LOB: 0 BB: 0 P: 5		1B: 4 2B: 2 3B: 0 HR: 1	SF: 0 SAC: 0 DP: 0 HBP: 0	WP: 0 PB: 0 SB: 0 CS: 0
PITCHER George Stone, L ERA: 2.91 Jim Britton, R ERA: 2.5 Ken Johnson, R ERA: 3.47	IP: 2.1 WLS: L BF: 13 H: 4 R: 3 ER: 2 SO: 3 BB: 1 IBB: 0 HBP: 0 BLK: 0 WP: 0 HR: 1 S: 18 P: 18 ERA: 7.71 WHIP: 1.286																			



Batter	1	2	3	4	5	6	7	8	9	AB	R	H	RBI	BB	SO	LOB	TOP					
Felipe Alou, R OBP: 0.366, SLG: 0.441 (1, 8)	5-3		1B		F2			FC5-4 1B FC		4	1	2	0	0	0	0	Atlanta Braves @ San Francisco Giants Candlestick Park, San Francisco, CA Sat Sep 21 1968, 10:05 PM EDT Att: 6,841 - Unknown					
Felix Milan, R OBP: 0.324, SLG: 0.342 (1, 4)	6-3		1B		1-3			FC5-4 1B		4	0	2	0	0	0	0						
Hank Aaron, R OBP: 0.351, SLG: 0.494 (6, 9)	2B		K		K			FC5-4 L4-6 FC		4	0	1	1	0	2	4						
Joe Torre, R OBP: 0.332, SLG: 0.377 (1, 2)	K				FC1-5 1B			FC		1	0	0	0	0	1	1						
Walt Hrinik, L OBP: 0.250, SLG: 0.250 (2, 2)	K				FC1-5 1B			FC		3	0	1	1	0	0	1						
Tito Francona, L OBP: 0.384, SLG: 0.356 (8, 1)					FC4-6 FC1-5 1B			L4-6		4	0	2	0	0	0	2						
Claude Raymond, R OBP: 0.143, SLG: 0.143 (8, 1)					FC4-6 FC1-5 1B			L4-6		0	0	0	0	0	0	0						
Dick Kelley, R OBP: 0.154, SLG: 0.043 (8, 1)					FC4-6 FC1-5 1B			L4-6		0	0	0	0	0	0	0						
Cecil Upshaw, R OBP: 0.208, SLG: 0.174 (9, 1)					FC4-6 FC1-5 1B			L4-6		0	0	0	0	0	0	0						
Mike Lum, L OBP: 0.282, SLG: 0.327 (1, 9)	G6-3				FC1-5 FC4-6			4-3		4	0	0	0	0	0	3						
Sonny Jackson, L OBP: 0.288, SLG: 0.275 (1, 6)	5-3				FC4-6 FC6-4			1-3		4	0	0	0	0	1	2						
Marty Martinez, S OBP: 0.299, SLG: 0.268 (1, 5)					FC6-4			F8		4	0	0	0	0	0	2						
Ron Reed, R OBP: 0.190, SLG: 0.213 (1, 1)					L7			E4 1B FC5-4 1B		2	0	0	0	0	0	0	Braves					
Ralph Garr, L OBP: 0.500, SLG: 0.400 (8, PH)					6-3					1	1	1	0	0	0	0						
Deron Johnson, R OBP: 0.287, SLG: 0.312 (8, 3)										0	0	0	0	0	0	0						
Inning Stats	R: 0 E: 0 K: 1 S: 6	H: 1 LOB: 1 BB: 0 P: 6	R: 0 E: 0 K: 0 S: 3	H: 1 LOB: 0 BB: 0 P: 3	R: 0 E: 0 K: 1 S: 7	H: 2 LOB: 2 BB: 0 P: 7	R: 0 E: 0 K: 0 S: 5	H: 2 LOB: 2 BB: 0 P: 5	R: 0 E: 0 K: 0 S: 3	H: 0 LOB: 0 BB: 0 P: 3	R: 0 E: 0 K: 1 S: 5	H: 0 LOB: 0 BB: 0 P: 5	R: 0 E: 0 K: 0 S: 3	H: 0 LOB: 0 BB: 0 P: 3	R: 2 E: 1 K: 0 S: 6	H: 3 LOB: 1 BB: 0 P: 6	R: 0 E: 0 K: 1 S: 5	H: 0 LOB: 0 BB: 0 P: 5	1B: 8 2B: 2 3B: 0 HR: 0	SF: 0 SAC: 0 DP: 2 HBP: 0	WP: 0 PB: 0 SB: 0 CS: 0	PA: 35
PITCHER Gaylord Perry, R ERA: 2.45 (1, 1)	IP: 9.0 WLS: L BF: 35 H: 9 R: 2 ER: 2 SO: 4 BB: 0 IBB: 0 HBP: 0 BLK: 0 WP: 0 HR: 0 S: 43 P: 43 ERA: 2.00 WHIP: 1.000																	PITCHER Gaylord Perry, R ERA: 2.45 (1, 1)				

Batter	1	2	3	4	5	6	7	8	9	AB	R	H	RBI	BB	SO	LOB	BOTTOM					
Bobby Bonds, R OBP: 0.350, SLG: 0.426 (1, 8)	5-3		5-3		FC6-4 1B			1B FC1 BB		3	0	1	1	1	0	1	Atlanta Braves @ San Francisco Giants Candlestick Park, San Francisco, CA Sat Sep 21 1968, 10:05 PM EDT Att: 6,841 - Unknown					
Ron Hunt, R OBP: 0.369, SLG: 0.294 (1, 4)	6-3				FC6-4			FC1 1B		4	0	2	0	0	0	2						
Ty Cline, L OBP: 0.254, SLG: 0.276 (1, 7)	L8				L9			FC1		4	0	0	0	0	0	3						
Willie McCovey, L OBP: 0.377, SLG: 0.539 (1, 3)					4-3			K		3	0	0	0	1	1	3						
Jim Ray Hart, R OBP: 0.321, SLG: 0.442 (1, 5)	6-3				F5			G5-4-3 BB		4	0	0	0	0	1	2						
Dick Dietz, R OBP: 0.355, SLG: 0.402 (1, 2)	K				4-3 1B 2B			6-3		4	1	1	0	0	2	0						
Dave Marshall, L OBP: 0.335, SLG: 0.323 (1, 9)					F8			4-3		3	0	0	0	0	0	1						
Willie Mays, R OBP: 0.358, SLG: 0.469 (8, 8)					4-3			4-3		1	0	0	0	0	0	0						
Hal Lanier, R OBP: 0.221, SLG: 0.236 (1, 6)					SH1 1B			F2		3	0	1	0	0	0	1						
Gaylord Perry, R OBP: 0.128, SLG: 0.109 (1, 1)					SH1			K		2	0	0	0	0	1	2						
Inning Stats	R: 0 E: 0 K: 0 S: 3	H: 0 LOB: 0 BB: 0 P: 3	R: 0 E: 0 K: 1 S: 5	H: 0 LOB: 0 BB: 0 P: 5	R: 0 E: 0 K: 0 S: 4	H: 1 LOB: 1 BB: 0 P: 4	R: 0 E: 0 K: 0 S: 4	H: 1 LOB: 1 BB: 0 P: 4	R: 1 E: 1 K: 0 S: 6	H: 2 LOB: 2 BB: 0 P: 6	R: 0 E: 0 K: 0 S: 2	H: 0 LOB: 0 BB: 1 P: 6	R: 0 E: 0 K: 0 S: 3	H: 0 LOB: 0 BB: 0 P: 3	R: 0 E: 0 K: 2 S: 8	H: 1 LOB: 2 BB: 1 P: 12	R: 0 E: 0 K: 2 S: 7	H: 0 LOB: 0 BB: 0 P: 7	1B: 3 2B: 2 3B: 0 HR: 0	SF: 0 SAC: 1 DP: 1 HBP: 0	WP: 0 PB: 0 SB: 0 CS: 0	PA: 34
PITCHER Ron Reed, R ERA: 3.36 (1, 1)	IP: 7.0 WLS: W BF: 26 H: 4 R: 1 ER: 0 SO: 1 BB: 1 IBB: 0 HBP: 0 BLK: 0 WP: 0 HR: 0 S: 27 P: 31 ERA: 0.00 WHIP: 0.714																	PITCHER Ron Reed, R ERA: 3.36 (1, 1)				
Claude Raymond, R ERA: 2.99 (8, 1)	0.2	4	1	0	0	1	1	0	0	0	0	5	9	0.00	3.000							
Dick Kelley, L ERA: 2.69 (8, 1)	0.1	1	0	0	0	1	0	0	0	0	0	3	3	0.00	0.000							
Cecil Upshaw, R ERA: 2.26 (9, 1)	1.0	S	3	0	0	0	2	0	0	0	0	7	7	0.00	0.000							

Batter	1	2	3	4	5	6	7	8	9	AB	R	H	RBI	BB	SO	LOB	TOP			
Felipe Alou, R OBP: 0.364, SLG: 0.439 Dusty Baker Jr., R OBP: 0.400, SLG: 0.400	1-3		6-3		K			6-3		3	0	0	0	0	1	0	Atlanta Braves @ San Francisco Giants Candlestick Park, San Francisco, CA Sun Sep 22 1968, 6:33 AM EDT Att: 29,457 - Unknown			
Felix Milan, R OBP: 0.322, SLG: 0.340	G3		1-3				6-3		F4	4	0	0	0	0	0	0				
Hank Aaron, R OBP: 0.351, SLG: 0.498 Tommye Aaron, R OBP: 0.295, SLG: 0.311	HR		F6				6-3		1B	3	1	1	1	0	0	0				
Tito Francona, L OBP: 0.380, SLG: 0.352	F5				F7		F9		K	4	0	0	0	0	1	1				
Mike Lum, L OBP: 0.281, SLG: 0.326		WP 1B			F9				F2	4	1	1	0	0	0	1				
Walt Hiriak, L OBP: 0.316, SLG: 0.316		1B							F8	3	0	2	1	0	0	0				
Sonny Jackson, L OBP: 0.286, SLG: 0.272					F7				F9	3	0	0	0	0	0	2				
Marty Martinez, S OBP: 0.296, SLG: 0.265									F3	3	0	0	0	0	0	1				
Pat Jarvis, R OBP: 0.186, SLG: 0.171 Jim Britton, R OBP: 0.143, SLG: 0.143 Ralph Snider, R OBP: 0.249, SLG: 0.333 Dick Kelley, L OBP: 0.320, SLG: 0.303 Bob Johnson, R OBP: 0.320, SLG: 0.300 Rick Kester, R OBP: 0.320, SLG: 0.300	6-3								F4	1	0	0	0	0	0	1				
Inning Stats	R: 1 E: 0 K: 0 S: 4	H: 1 LOB: 0 BB: 0 P: 4	R: 1 E: 0 K: 0 S: 5	H: 2 LOB: 1 BB: 0 P: 5	R: 0 E: 0 K: 0 S: 3	H: 0 LOB: 0 BB: 0 P: 3	R: 0 E: 0 K: 0 S: 4	H: 1 LOB: 1 BB: 0 P: 4	R: 0 E: 0 K: 1 S: 5	H: 0 LOB: 0 BB: 0 P: 5	R: 0 E: 0 K: 0 S: 3	H: 0 LOB: 0 BB: 0 P: 3	R: 0 E: 0 K: 0 S: 3	H: 0 LOB: 0 BB: 0 P: 3	R: 0 E: 0 K: 1 S: 6	H: 1 LOB: 1 BB: 0 P: 6		1B: 4 2B: 0 3B: 0 HR: 1	SF: 0 SAC: 0 DP: 0 HBP: 0	WP: 2 PB: 0 SB: 0 CS: 0
PITCHER Bobby Bolin, R ERA: 1.96	IP: 9.0 WLS: W BF: 32 H: 5 R: 2 ER: 2 SO: 2 BB: 0 IBB: 0 HBP: 0 BLK: 0 WP: 1 HR: 1 S: 36 P: 36 ERA: 2.00 WHIP: 0.556															PITCHER				

AB	32
R	2
H	5
RBI	2
BB	0
SO	2
LOB	6



Batter	1	2	3	4	5	6	7	8	9	AB	R	H	RBI	BB	SO	LOB	BOTTOM			
Bobby Bonds, R OBP: 0.348, SLG: 0.422	4-3		BB 1B	F9	F6			5-3		5	1	1	0	0	0	2	Atlanta Braves @ San Francisco Giants Candlestick Park, San Francisco, CA Sun Sep 22 1968, 6:33 AM EDT Att: 29,457 - Unknown			
Don Mason, L OBP: 0.426, SLG: 0.333	F3		BB 1B HR BB	S 1B			BB 1B	K	4	3	2	1	1	1	0	0				
Willie Mays, R OBP: 0.362, SLG: 0.474 Ollie Brown, R OBP: 0.255, SLG: 0.247			BB 1B HR 1B	2H 1B			BB 1B	K	3	3	3	2	1	0	0	0				
Willie McCovey, L OBP: 0.377, SLG: 0.546	F9		1-2 2H HR 1B	1-1 1B			BB 1B	F9	5	2	2	4	0	0	3	0				
Jim Ray Hart, R OBP: 0.323, SLG: 0.447 Jim Davenport, R OBP: 0.292, SLG: 0.247			K	5-3			1B	K	4	0	2	3	0	1	0	0				
Dick Dietz, R OBP: 0.350, SLG: 0.397			K	K	K		1-1 2H 3B	1-3	0	0	0	0	0	0	0	0				
Dave Marshall, L OBP: 0.333, SLG: 0.317			K	K			1-1 2H 3B	6-3	4	0	0	0	1	2	1	0				
Hal Lanier, R OBP: 0.225, SLG: 0.240			E BB				1-1 2H 3B		3	0	0	0	1	2	1	0				
Hal Lanier, R OBP: 0.225, SLG: 0.240			E8 1B		S 1B		1-1 2H 3B	F7	4	1	3	0	0	0	0	0				
Bobby Bolin, R OBP: 0.161, SLG: 0.078			F6		K		1-2 1B	5-3	3	0	0	0	0	1	3	0				
Inning Stats	R: 0 E: 0 K: 0 S: 4	H: 1 LOB: 1 BB: 0 P: 4	R: 0 E: 1 K: 2 S: 8	H: 1 LOB: 2 BB: 1 P: 12	R: 4 E: 0 K: 2 S: 10	H: 3 LOB: 0 BB: 1 P: 14	R: 4 E: 0 K: 2 S: 12	H: 5 LOB: 1 BB: 0 P: 12	R: 0 E: 0 K: 1 S: 6	H: 1 LOB: 1 BB: 0 P: 6	R: 2 E: 0 K: 0 S: 5	H: 2 LOB: 1 BB: 1 P: 9	R: 0 E: 0 K: 0 S: 3	H: 0 LOB: 0 BB: 0 P: 3	R: 0 E: 0 K: 2 S: 7	H: 0 LOB: 0 BB: 0 P: 7	1B: 9 2B: 2 3B: 1 HR: 1	SF: 0 SAC: 1 DP: 0 HBP: 0	WP: 0 PB: 0 SB: 0 CS: 0	PA: 40
PITCHER Pat Jarvis, R ERA: 2.54 Jim Britton, R ERA: 3.09 Dick Kelley, L ERA: 2.79 Rick Kester, R ERA: 5.68	IP: 3.2 WLS: L BF: 20 H: 7 R: 6 ER: 6 SO: 5 BB: 2 IBB: 0 HBP: 0 BLK: 0 WP: 0 HR: 1 S: 28 P: 36 ERA: 14.73 WHIP: 2.455															PITCHER				



Batter	1	2	3	4	5	6	7	8	9	AB	R	H	RBI	BB	SO	LOB	TOP					
Ken Boswell, L (1,4) OBP: 0.305, SLG: 0.348										4	1	2	0	0	1	1	New York Mets @ Atlanta Braves Atlanta Stadium, Atlanta, GA Tue Sep 24 1968, 7:05 PM EDT Att: 3,058 - Unknown					
Cleon Jones, R (1,7) OBP: 0.336, SLG: 0.442										4	2	2	1	0	1	2						
Art Shamsky, L (1,3) OBP: 0.283, SLG: 0.408										4	0	2	0	0	0	0						
Ed Charles, R (1,5) OBP: 0.332, SLG: 0.443										4	1	2	2	0	0	2						
J.C. Martin, L (1,2) OBP: 0.300, SLG: 0.322										3	0	0	1	0	0	2						
Ron Swoboda, R (1,9) OBP: 0.319, SLG: 0.361										4	0	0	0	0	2	3						
Tommie Agee, R (1,8) OBP: 0.295, SLG: 0.309										4	0	1	0	0	0	0						
Bob Heise, R (1,6) OBP: 0.250, SLG: 0.143										4	0	1	0	0	0	2						
Jerry Koosman, R (1,1) OBP: 0.111, SLG: 0.126										2	0	0	0	0	1	1						
Larry Stahl, L (7, PH) OBP: 0.310, SLG: 0.344										1	0	0	0	0	0	1						
Dick Selma, R (7,1) OBP: 0.207, SLG: 0.241										0	0	0	0	0	0	0						
Cal Koonce, R (7,1) OBP: 0.154, SLG: 0.231										0	0	0	0	0	0	0						
Mike Jorgensen, L (9, PH) OBP: 0.154, SLG: 0.231										1	0	0	0	0	0	0						
Inning Stats	R: 2 E: 1 K: 0 S: 6	H: 4 LOB: 1 BB: 0 P: 6	R: 0 E: 0 K: 1 S: 6	H: 1 LOB: 1 BB: 0 P: 6	R: 1 E: 0 K: 1 S: 7	H: 2 LOB: 1 BB: 0 P: 7	R: 0 E: 1 K: 0 S: 3	H: 0 LOB: 0 BB: 0 P: 3	R: 0 E: 0 K: 0 S: 5	H: 0 LOB: 0 BB: 0 P: 5	R: 0 E: 0 K: 0 S: 3	H: 0 LOB: 0 BB: 0 P: 3	R: 0 E: 0 K: 1 S: 7	H: 2 LOB: 2 BB: 0 P: 7	R: 1 E: 0 K: 1 S: 6	H: 1 LOB: 0 BB: 0 P: 6	R: 0 E: 0 K: 0 S: 3	H: 0 LOB: 0 BB: 0 P: 3	1B: 8 2B: 1 3B: 0 HR: 1	SF: 1 SAC: 0 DP: 2 HBP: 0	WP: 0 PB: 0 SB: 1 CS: 0	PA: 36
PITCHER	IP WLS BF H R ER SO BB IBB HBP BLK WP HR S P ERA WHIP																	PITCHER	IP WLS BF H R ER SO BB IBB HBP BLK WP HR S P ERA WHIP			
Phil Niekro, R (1,1) ERA: 2.65	9.0 W 36	H 10 R 4 ER 4 SO 5	BB 0 IBB 0 HBP 0 BLK 0	WP 0 HR 1 S 46 P 46	ERA 4.00 WHIP 1.111																	ERA 4.00 WHIP 1.111

AB 35
R 4
H 10
RBI 4
BB 0
SO 5
LOB 14



Batter	1	2	3	4	5	6	7	8	9	AB	R	H	RBI	BB	SO	LOB	BOTTOM					
Felipe Alou, R (1,8) OBP: 0.365, SLG: 0.437										4	0	1	0	1	0	1	New York Mets @ Atlanta Braves Atlanta Stadium, Atlanta, GA Tue Sep 24 1968, 7:05 PM EDT Att: 3,058 - Unknown					
Felix Milten, R (1,4) OBP: 0.323, SLG: 0.341										4	1	2	1	0	1	3						
Hank Aaron, R (1,9) OBP: 0.352, SLG: 0.500										4	1	2	0	1	0	1						
Deron Johnson, R (1,3) OBP: 0.288, SLG: 0.320										4	2	1	2	1	1	4						
Tommie Aaron, R (1,7) OBP: 0.301, SLG: 0.318										4	2	3	0	0	0	1						
Mike Lum, L (8,7) OBP: 0.280, SLG: 0.324										1	0	0	0	0	0	2						
Bob Tillman, R (1,2) OBP: 0.277, SLG: 0.300										2	0	1	1	1	0	1						
Marty Martinez, S (1,5) OBP: 0.297, SLG: 0.266										3	0	1	1	0	1	1						
Gil Garrido, R (1,6) OBP: 0.204, SLG: 0.196										2	1	1	1	1	0	0						
Phil Niekro, R (1,1) OBP: 0.108, SLG: 0.203										2	0	0	0	0	0	2						
Inning Stats	R: 2 E: 0 K: 0 S: 6	H: 3 LOB: 1 BB: 0 P: 6	R: 0 E: 0 K: 1 S: 5	H: 0 LOB: 0 BB: 0 P: 5	R: 0 E: 0 K: 1 S: 6	H: 1 LOB: 1 BB: 0 P: 6	R: 1 E: 0 K: 0 S: 5	H: 2 LOB: 3 BB: 1 P: 10	R: 1 E: 0 K: 0 S: 4	H: 1 LOB: 1 BB: 1 P: 8	R: 1 E: 0 K: 0 S: 4	H: 2 LOB: 0 BB: 0 P: 4	R: 2 E: 0 K: 1 S: 7	H: 2 LOB: 2 BB: 2 P: 15	R: 0 E: 0 K: 0 S: 4	H: 1 LOB: 2 BB: 1 P: 8	1B: 10 2B: 1 3B: 0 HR: 1	SF: 1 SAC: 4 DP: 0 HBP: 1	WP: 0 PB: 0 SB: 2 CS: 1	PA: 42		
PITCHER	IP WLS BF H R ER SO BB IBB HBP BLK WP HR S P ERA WHIP																	PITCHER	IP WLS BF H R ER SO BB IBB HBP BLK WP HR S P ERA WHIP			
Jerry Koosman, L (1,1) ERA: 2.12	6.0 L 29	H 9 R 5 ER 5 SO 2	BB 1 IBB 1 HBP 1 BLK 0	WP 0 HR 1 S 30 P 39	ERA 7.50 WHIP 1.667																	ERA 7.50 WHIP 1.667
Dick Selma, R (7,1) ERA: 2.75	0.1	H 2 R 2 ER 1 SO 1	BB 1 IBB 0 HBP 0 BLK 0	WP 0 HR 0 S 5 P 9	ERA 27.00 WHIP 9.000																	ERA 27.00 WHIP 9.000
Cal Koonce, R (7,1) ERA: 1.98	1.2	H 1 R 0 ER 0 SO 0	BB 0 IBB 2 HBP 0 BLK 0	WP 0 HR 0 S 6 P 14	ERA 0.00 WHIP 0.600																	ERA 0.00 WHIP 0.600

AB 30
R 7
H 12
RBI 6
BB 5
SO 3
LOB 16



Batter	1	2	3	4	5	6	7	8	9	AB	R	H	RBI	BB	SO	LOB	TOP
Ken Boswell, L (1,4) OBP: 0.301, SLG: 0.343	F2	F8			F9		K			4	0	0	0	0	1	2	New York Mets @ Atlanta Braves Atlanta Stadium, Atlanta, GA Wed Sep 25 1968, 7:05 PM EDT Att: 2,639 - Unknown
Cleon Jones, R (1,7) OBP: 0.339, SLG: 0.448	2B		SF7		6-3			E6		4	2	3	0	0	0	0	
Art Shamsky, L (1,3) OBP: 0.286, SLG: 0.409	F9		4-3		WP			G5-4-3		4	0	2	1	0	0	2	
Ed Charles, R (1,5) OBP: 0.328, SLG: 0.439	K		SF7		F7			G5-4-3		3	0	0	1	0	1	3	
J.C. Martin, L (1,2) OBP: 0.300, SLG: 0.321		G4-6-3	4-3		F8			K		4	1	1	0	0	1	0	
Ron Swoboda, R (1,9) OBP: 0.320, SLG: 0.362		G4-6-3			L8			K		4	0	2	0	0	1	0	
Tommie Agee, R (1,8) OBP: 0.287, SLG: 0.311		G4-6-3			G5-4-3			K		4	0	2	0	0	0	3	
Bob Heise, R (1,6) OBP: 0.250, SLG: 0.182					5-3		F8			4	0	1	1	0	0	2	
Tom Seaver, R (1,1) OBP: 0.179, SLG: 0.174					P4		K			3	0	1	0	0	1	1	
Inning Stats	R: 0 E: 0 K: 1 S: 6	H: 1 LOB: 1 BB: 0 P: 6	R: 1 E: 0 K: 0 S: 6	H: 4 LOB: 2 BB: 0 P: 6	R: 1 E: 0 K: 0 S: 4	H: 1 LOB: 0 BB: 0 P: 4	R: 0 E: 0 K: 0 S: 4	H: 1 LOB: 1 BB: 0 P: 4	R: 0 E: 0 K: 2 S: 7	H: 0 LOB: 0 BB: 0 P: 7	R: 1 E: 1 K: 1 S: 6	H: 2 LOB: 0 BB: 0 P: 6	R: 0 E: 0 K: 1 S: 5	H: 1 LOB: 0 BB: 0 P: 5	1B: 10 2B: 2 3B: 0 HR: 0	SF: 1 SAC: 0 DP: 3 HBP: 0	WP: 3 PA: 35 CS: 0
PITCHER	IP WLS BF H R ER SO BB IBB HBP BLK WP HR S P ERA WHIP																
Milt Pappas, R (1,1) ERA: 3.47	6.0 L 25 9 2 2 1 0 0 0 0 0 1 0 27 27 3.00 1.500																
Claude Raymond, R (7,1) ERA: 2.83	3.0 10 3 1 0 4 0 0 0 0 0 1 0 18 18 0.00 1.000																

Batter	1	2	3	4	5	6	7	8	9	AB	R	H	RBI	BB	SO	LOB	BOTTOM
Felipe Alou, R (1,8) OBP: 0.363, SLG: 0.435	K		F7			F8			6-3	4	0	0	0	0	1	0	New York Mets @ Atlanta Braves Atlanta Stadium, Atlanta, GA Wed Sep 25 1968, 7:05 PM EDT Att: 2,639 - Unknown
Felix Milten, R (1,4) OBP: 0.323, SLG: 0.341	1B		F3			5-3			K	4	0	1	0	0	1	0	
Hank Aaron, R (1,3) OBP: 0.351, SLG: 0.497	P5				P4				6-3	3	0	0	0	0	0	1	
Tito Francona, L (1,7) OBP: 0.379, SLG: 0.352					5-3				6-3	3	0	1	0	0	0	0	
Mike Lum, L (1,9) OBP: 0.276, SLG: 0.320	K		F7			F7			F7	3	0	0	0	0	1	2	
Walt Hiriak, L (1,2) OBP: 0.318, SLG: 0.318			6-3			F7			G4-6-3	3	0	1	0	0	0	0	
Sonny Jackson, L (1,6) OBP: 0.283, SLG: 0.270			4-3			5-3			G4-6-3	3	0	0	0	0	0	1	
Marty Martinez, S (1,5) OBP: 0.294, SLG: 0.264			P4			1-3			4-3	3	0	0	0	0	0	0	
Milt Pappas, R (1,1) OBP: 0.193, SLG: 0.189					5-3				F7	1	0	0	0	0	0	0	
Ralph Garr, L (6,PH) OBP: 0.375, SLG: 0.286									P6	1	0	0	0	0	0	0	
Claude Raymond, R (7,1) OBP: 0.143, SLG: 0.143										0	0	0	0	0	0	0	
Tommie Aaron, R (8,PH) OBP: 0.300, SLG: 0.317										1	0	0	0	0	0	0	
Inning Stats	R: 0 E: 0 K: 2 S: 9	H: 2 LOB: 2 BB: 0 P: 9	R: 0 E: 0 K: 0 S: 3	H: 0 LOB: 0 BB: 0 P: 3	R: 0 E: 0 K: 0 S: 3	H: 0 LOB: 0 BB: 0 P: 3	R: 0 E: 0 K: 0 S: 3	H: 0 LOB: 0 BB: 0 P: 3	R: 0 E: 0 K: 0 S: 3	H: 0 LOB: 0 BB: 0 P: 3	R: 0 E: 0 K: 0 S: 3	H: 1 LOB: 0 BB: 0 P: 3	R: 0 E: 0 K: 1 S: 5	H: 0 LOB: 0 BB: 0 P: 5	1B: 3 2B: 0 3B: 0 HR: 0	SF: 0 SAC: 0 DP: 1 HBP: 0	WP: 0 PA: 29 CS: 0
PITCHER	IP WLS BF H R ER SO BB IBB HBP BLK WP HR S P ERA WHIP																
Tom Seaver, R (1,1) ERA: 2.13	9.0 W 29 3 0 0 3 0 0 0 0 0 0 0 35 35 0.00 0.333																

AB	34
R	3
H	12
RBI	3
BB	0
SO	5
LOB	13



AB	29
R	0
H	3
RBI	0
BB	0
SO	3
LOB	4



Batter	1	2	3	4	5	6	7	8	9	AB	R	H	RBI	BB	SO	LOB	TOP				
Willie Crawford, L (1,7) OBP: 0.335, SLG: 0.401										4	1	1	0	0	0	1	Los Angeles Dodgers @ Atlanta Braves Atlanta Stadium, Atlanta, GA Fri Sep 27 1968, 7:05 PM EDT Att: 3,609 - Unknown				
Willie Davis, L (1,8) OBP: 0.285, SLG: 0.353										5	2	1	0	0	0	3					
Tom Haller, L (1,2) OBP: 0.349, SLG: 0.394										3	1	2	4	1	1	0					
Len Gabrielson, L (1,9) OBP: 0.338, SLG: 0.429										2	0	0	0	1	0	3					
Ted Savage, R (6,9) OBP: 0.269, SLG: 0.313										0	0	0	0	1	0	0					
Ron Fairly, L (9,PH) OBP: 0.301, SLG: 0.299										1	0	1	1	0	0	0					
Luis Alcaraz, R (9,4) OBP: 0.217, SLG: 0.217										0	0	0	0	0	0	0					
Bill Sudakis, S (1,5) OBP: 0.398, SLG: 0.500										4	0	1	0	1	1	4					
Jim Lefebvre, S (1,4) OBP: 0.305, SLG: 0.345										4	0	1	0	0	0	2					
Bart Shirley, R (8,PR) OBP: 0.269, SLG: 0.217										0	0	0	0	0	0	0					
Ken Boyer, R (9,PH) OBP: 0.303, SLG: 0.377										1	0	0	0	0	1	2					
Jack Billingham, R (9,1)										0	0	0	0	0	0	0					
Wes Parker, S (1,3) OBP: 0.309, SLG: 0.312										4	0	1	0	1	0	2					
Paul Popovich, S (1,6) OBP: 0.276, SLG: 0.266										4	0	1	0	0	0	2					
Claude Osteen, L (1,1) OBP: 0.198, SLG: 0.214										3	0	0	0	0	0	2					
Jim Brewer, L (8,1) OBP: 0.222, SLG: 0.222										0	0	0	0	0	0	0					
Jim Fairley, L (9,PH) OBP: 0.228, SLG: 0.273										1	1	1	0	0	0	0					
Inning Stats	R: 1 E: 0 K: 1 S: 6	H: 1 LOB: 1 BB: 1 P: 10	R: 0 E: 1 K: 0 S: 4	H: 0 LOB: 1 BB: 0 P: 4	R: 1 E: 0 K: 0 S: 5	H: 2 LOB: 2 BB: 0 P: 6	R: 0 E: 0 K: 0 S: 3	H: 0 LOB: 0 BB: 0 P: 3	R: 0 E: 1 K: 0 S: 4	H: 1 LOB: 1 BB: 0 P: 8	R: 0 E: 0 K: 1 S: 5	H: 0 LOB: 0 BB: 0 P: 5	R: 0 E: 1 K: 0 S: 3	H: 2 LOB: 2 BB: 2 P: 11	R: 3 E: 0 K: 1 S: 9	H: 4 LOB: 2 BB: 1 P: 13	1B: 7 2B: 2 3B: 1 HR: 0	SF: 1 SAC: 0 DP: 1 HBP: 1	WP: 0 PB: 0 SB: 1 CS: 0	PA: 43	
PITCHER	IP WLS BF H R ER SO BB IBB HBP BLK WP HR S P ERA WHIP	6.0 27 4 2 2 1 1 1 1 0 0 0 26 35 3.00 0.833	1.2 7 1 0 0 1 2 0 0 0 0 0 7 15 0.00 1.800	1.1 L 9 5 3 3 1 1 0 0 0 0 0 10 14 20.25 4.500	PITCHER																
Ron Reed, R (1,1) ERA: 3.35																					
Dick Kelley, L (7,1) ERA: 2.75																					
Cecil Upshaw, R (8,1) ERA: 2.47																					

AB 36
R 5
H 10
RBI 5
BB 5
SO 3
LOB 21



Batter	1	2	3	4	5	6	7	8	9	AB	R	H	RBI	BB	SO	LOB	BOTTOM				
Felipe Alou, R (1,8) OBP: 0.365, SLG: 0.437										3	1	2	1	1	0	0	Los Angeles Dodgers @ Atlanta Braves Atlanta Stadium, Atlanta, GA Fri Sep 27 1968, 7:05 PM EDT Att: 3,609 - Unknown				
Felix Milan, R (1,4) OBP: 0.322, SLG: 0.340										4	0	1	1	0	0	4					
Hank Aaron, R (1,9) OBP: 0.352, SLG: 0.496										2	0	0	0	2	0	1					
Deron Johnson, R (1,3) OBP: 0.285, SLG: 0.317										4	0	0	0	0	1	6					
Tommye Aaron, R (1,7) OBP: 0.296, SLG: 0.312										4	0	0	0	0	1	0					
Bob Tillman, R (1,2) OBP: 0.276, SLG: 0.300										3	0	1	0	0	1	0					
Cecil Upshaw, R (8,1) OBP: 0.208, SLG: 0.174										0	0	0	0	0	0	0					
Tito Francona, L (9,PH) OBP: 0.379, SLG: 0.351										1	0	0	0	0	1	0					
Marty Martinez, S (1,5) OBP: 0.291, SLG: 0.261										4	0	0	0	0	0	1					
Gil Garrido, R (1,6) OBP: 0.228, SLG: 0.208										2	0	1	0	1	0	0					
Ron Reed, R (1,1) OBP: 0.188, SLG: 0.210										1	0	0	0	0	0	0					
Bob Johnson, R (6,PH) OBP: 0.300, SLG: 0.299										1	1	0	0	0	0	1					
Dick Kelley, R (7,1) OBP: 0.154, SLG: 0.043										0	0	0	0	0	0	0					
Walt Hrinak, L (8,2) OBP: 0.348, SLG: 0.348										1	0	1	0	0	0	0					
Inning Stats	R: 0 E: 0 K: 0 S: 3	H: 0 LOB: 0 BB: 0 P: 3	R: 0 E: 0 K: 0 S: 3	H: 0 LOB: 0 BB: 0 P: 3	R: 0 E: 0 K: 0 S: 4	H: 1 LOB: 1 BB: 0 P: 4	R: 0 E: 0 K: 0 S: 3	H: 1 LOB: 0 BB: 0 P: 3	R: 2 E: 0 K: 0 S: 5	H: 3 LOB: 1 BB: 1 P: 9	R: 0 E: 0 K: 1 S: 5	H: 0 LOB: 0 BB: 0 P: 5	R: 0 E: 1 K: 1 S: 5	H: 1 LOB: 3 BB: 3 P: 17	R: 0 E: 0 K: 2 S: 7	H: 0 LOB: 0 BB: 0 P: 7	1B: 5 2B: 2 3B: 0 HR: 0	SF: 0 SAC: 0 DP: 3 HBP: 0	WP: 0 PB: 0 SB: 0 CS: 0	PA: 34	
PITCHER	IP WLS BF H R ER SO BB IBB HBP BLK WP HR S P ERA WHIP	7.0 27 4 0 0 2 1 0 2 0 0 0 4 12 0.00 0.000	1.0 W 4 0 0 0 1 0 0 0 0 0 0 4 12 0.00 0.000	1.0 S 3 0 0 0 2 0 0 0 0 0 0 7 7 0.00 0.000	PITCHER																
Claude Osteen, L (1,1) ERA: 3.08																					
Jim Brewer, L (8,1) ERA: 2.52																					
Jack Billingham, R (9,1) ERA: 2.08																					

AB 30
R 2
H 6
RBI 2
BB 4
SO 4
LOB 13



Batter	1	2	3	4	5	6	7	8	9	AB	R	H	RBI	BB	SO	LOB	TOP					
Willie Crawford, L (1, 7) OBP: 0.337, SLG: 0.404	F7		K				K		1B 2B	4	1	1	1	1	2	1	Los Angeles Dodgers @ Atlanta Braves Atlanta Stadium, Atlanta, GA Sat Sep 28 1968, 7:05 PM EDT Att: 6,095 - Unknown					
Willie Davis, L (1, 8) OBP: 0.284, SLG: 0.352	K		F8				F8		1B 1B	5	1	1	1	0	1	3						
Bill Sudakis, S (1, 5) OBP: 0.398, SLG: 0.494	3-1				F8		K		1B 1B	5	0	2	1	0	1	3						
Tom Haller, L (1, 2) OBP: 0.347, SLG: 0.391					F8		1-3		K F8	5	0	1	0	0	1	1						
Jim Lefebvre, S (1, 4) OBP: 0.304, SLG: 0.344																						
Bart Shirley, R (9, 4) OBP: 0.269, SLG: 0.217					4-3		F6		BB 1B	4	0	1	0	0	1	1						
Wes Parker, S (1, 3) OBP: 0.311, SLG: 0.313									BB 1B	0	0	0	0	0	0	0						
Paul Popovich, S (1, 6) OBP: 0.278, SLG: 0.268							F9		1-2 2-3 BB	3	1	1	0	1	1	1						
Jim Fairey, L (1, 9) OBP: 0.241, SLG: 0.281									1B	4	0	2	0	0	0	3						
Don Sutton, R (1, 1) OBP: 0.197, SLG: 0.177									1B	3	1	2	1	1	0	2						
Jim Brewer, L (9, 1) OBP: 0.222, SLG: 0.222									2B BB	3	0	0	0	0	1	3						
Inning Stats	R: 0 E: 0 K: 1 S: 5	H: 0 LOB: 0 BB: 0 P: 5	R: 0 E: 0 K: 2 S: 9	H: 2 LOB: 2 BB: 0 P: 9	R: 0 E: 0 K: 2 S: 7	H: 0 LOB: 0 BB: 0 P: 7	R: 0 E: 0 K: 0 S: 3	H: 0 LOB: 0 BB: 0 P: 3	R: 1 E: 1 K: 1 S: 8	H: 3 LOB: 3 BB: 1 P: 12	R: 0 E: 0 K: 0 S: 3	H: 0 LOB: 0 BB: 0 P: 3	R: 0 E: 0 K: 1 S: 6	H: 1 LOB: 1 BB: 0 P: 6	R: 0 E: 0 K: 1 S: 7	H: 2 LOB: 2 BB: 1 P: 11	R: 3 E: 0 K: 0 S: 5	H: 3 LOB: 0 BB: 1 P: 9	1B: 10 2B: 1 3B: 0 HR: 0	SF: 0 SAC: 1 DP: 0 HBP: 0	WP: 0 PB: 0 SB: 2 CS: 0	PA: 40
PITCHER	IP	WLS	BF	H	R	ER	SO	BB	IBB	HBP	BLK	WP	HR	S	P	ERA	WHIP					
Pat Jarvis, R (1, 1) ERA: 2.6	8.1	L	38	10	4	4	8	3	0	0	0	0	0	51	63	4.32	1.560					
George Stone, L (9, 1) ERA: 2.88	0.2		2	1	0	0	0	0	0	0	0	0	0	2	2	0.00	1.500					

Batter	1	2	3	4	5	6	7	8	9	AB	R	H	RBI	BB	SO	LOB	BOTTOM					
Felipe Alou, R (1, 8) OBP: 0.366, SLG: 0.439	5-3		2B							4	1	2	0	0	0	0	Los Angeles Dodgers @ Atlanta Braves Atlanta Stadium, Atlanta, GA Sat Sep 28 1968, 7:05 PM EDT Att: 6,095 - Unknown					
Felix Milan, R (1, 4) OBP: 0.322, SLG: 0.341	F9		2B						1B	4	0	1	1	0	0	1						
Hank Aaron, R (1, 3) OBP: 0.351, SLG: 0.493	K		FC6-4 BB							3	0	0	0	1	1	1						
Tito Francona, L (1, 7) OBP: 0.380, SLG: 0.351			FC6-4						1B 1B	3	1	1	0	1	0	2						
Mike Lum, L (1, 9) OBP: 0.276, SLG: 0.319										4	0	1	0	0	0	1						
Walt Hrinjak, L (1, 2) OBP: 0.346, SLG: 0.346									1B	3	0	1	0	0	0	0						
Tommie Aaron, R (9, PH) OBP: 0.295, SLG: 0.311									F9	1	0	0	0	0	0	2						
Sonny Jackson, L (1, 6) OBP: 0.234, SLG: 0.270										3	0	1	0	0	0	1						
Bob Johnson, R (9, PH) OBP: 0.299, SLG: 0.297									K	1	0	0	0	0	1	2						
Marty Martinez, S (1, 5) OBP: 0.291, SLG: 0.261										4	0	1	1	0	1	1						
Pat Jarvis, R (1, 1) OBP: 0.180, SLG: 0.165										3	0	0	0	0	2	0						
George Stone, L (9, 1) OBP: 0.357, SLG: 0.333										0	0	0	0	0	0	0						
Deron Johnson, R (9, PH) OBP: 0.285, SLG: 0.316										1	0	0	0	0	1	2						
Inning Stats	R: 0 E: 0 K: 1 S: 5	H: 0 LOB: 0 BB: 0 P: 5	R: 0 E: 0 K: 0 S: 3	H: 1 LOB: 1 BB: 1 P: 7	R: 1 E: 0 K: 1 S: 7	H: 2 LOB: 2 BB: 1 P: 11	R: 0 E: 0 K: 0 S: 3	H: 0 LOB: 0 BB: 0 P: 3	R: 0 E: 0 K: 2 S: 7	H: 0 LOB: 0 BB: 0 P: 7	R: 0 E: 0 K: 0 S: 3	H: 0 LOB: 0 BB: 0 P: 3	R: 0 E: 0 K: 0 S: 4	H: 1 LOB: 1 BB: 0 P: 4	R: 0 E: 0 K: 0 S: 4	H: 1 LOB: 1 BB: 0 P: 4	R: 1 E: 0 K: 2 S: 10	H: 3 LOB: 2 BB: 0 P: 10	1B: 6 2B: 2 3B: 0 HR: 0	SF: 0 SAC: 0 DP: 1 HBP: 0	WP: 0 PB: 0 SB: 2 CS: 0	PA: 36
PITCHER	IP	WLS	BF	H	R	ER	SO	BB	IBB	HBP	BLK	WP	HR	S	P	ERA	WHIP					
Don Sutton, R (1, 1) ERA: 2.6	8.0	W	32	7	2	2	4	2	0	0	0	0	0	8	46	2.25	1.125					
Jim Brewer, L (9, 1) ERA: 2.49	1.0	S	4	1	0	0	2	0	0	0	0	0	0	8	8	0.00	1.000					

Batter	1	2	3	4	5	6	7	8	9	AB	R	H	RBI	BB	SO	LOB	TOP					
Willie Crawford, L (1, 7) OBP: 0.335, SLG: 0.400	0-0 4-3		0-0			0-0 WP 1B		0-3 K		4	1	1	0	0	1	0	Los Angeles Dodgers @ Atlanta Braves Atlanta Stadium, Atlanta, GA Sun Sep 29 1968, 3:33 AM EDT Att: 12,210 - Unknown					
Willie Davis, L (1, 8) OBP: 0.284, SLG: 0.351	0-0 G3			0-0 FC4-6 1B		0-0 1-H		0-0		4	0	1	0	0	0	0						
Bill Sudakis, S (1, 5) OBP: 0.382, SLG: 0.471	0-0 F8			0-0 F8		0-0		0-0		4	0	0	0	0	0	1						
Tom Haller, L (1, 2) OBP: 0.345, SLG: 0.388		0-0 3-1		0-0 FC4-6 1-2 CS		0-3 K		0-0		4	0	0	0	0	1	1						
Jim Lefebvre, S (1, 4) OBP: 0.304, SLG: 0.343 Bart Shirley, R (9, PR) OBP: 0.269, SLG: 0.217	0-0 4-3			0-0 CS 1-2	0-0 L5		0-3 K		0-0 FC 1B	4	0	1	0	0	1	0						
Wes Parker, S (1, 3) OBP: 0.312, SLG: 0.314	0-0 FC4-6 1B			0-0 FC4-6 1B	0-0 FC4-6 1B		0-0		0-0 FC 1-2	4	0	2	0	0	0	1						
Paul Popovich, S (1, 6) OBP: 0.280, SLG: 0.270	0-0 FC4-6 1-2			0-0 FC4-6 1-2 1B	0-0 FC4-6 1-2 1B		0-0 BB 1B		0-3 K	4	0	2	0	0	1	3						
Jim Fairey, L (1, 9) OBP: 0.241, SLG: 0.276			0-3 K		0-0 FC4-6 1-2 2-3		4-0 BB		0-0	3	0	0	0	1	1	4						
Alan Foster, R (1, 1) OBP: 0.250, SLG: 0.250 Len Gabrielson, L (5, PH) OBP: 0.337, SLG: 0.428 Bill Singer, R (5, PH) OBP: 0.198, SLG: 0.235 Ken Boyer, R (7, PH) OBP: 0.302, SLG: 0.376 Jack Billingham, R (7, 1)			0-0 6-3		0-3 K		0-0		0-0	1	0	0	0	0	0	0						
										1	0	0	0	0	0	0						
										1	0	0	0	0	1	2						
										0	0	0	0	0	0	0						
										1	0	0	0	0	0	2						
										0	0	0	0	0	0	0						
Inning Stats	R: 0 E: 0 K: 0 S: 3	H: 0 LOB: 0 BB: 0 P: 3	R: 0 E: 0 K: 0 S: 4	H: 1 LOB: 1 BB: 0 P: 4	R: 0 E: 0 K: 1 S: 5	H: 0 LOB: 0 BB: 0 P: 5	R: 0 E: 0 K: 0 S: 3	H: 1 LOB: 0 BB: 0 P: 3	R: 0 E: 0 K: 1 S: 7	H: 2 LOB: 2 BB: 0 P: 7	R: 1 E: 0 K: 1 S: 6	H: 1 LOB: 0 BB: 0 P: 6	R: 0 E: 0 K: 1 S: 6	H: 1 LOB: 2 BB: 1 P: 10	R: 0 E: 0 K: 1 S: 5	H: 0 LOB: 0 BB: 0 P: 5	R: 0 E: 0 K: 1 S: 7	H: 1 LOB: 2 BB: 0 P: 7	1B: 7 2B: 0 3B: 0 HR: 0	SF: 0 SAC: 0 DP: 0 HBP: 0	WP: 2 PB: 1 SB: 0 CS: 1	PA: 36
PITCHER Phil Niekro, R (1, 1) ERA: 2.59	IP: 9.0 WLS: W BF: 35 H: 7 R: 1 ER: 1 SO: 6 BB: 1 IBB: 0 HBP: 0 BLK: 0 WP: 1 HR: 0 S: 46 P: 50 ERA: 1.00 WHIP: 0.889															PITCHER	IP: 9.0 WLS: W BF: 35 H: 7 R: 1 ER: 1 SO: 6 BB: 1 IBB: 0 HBP: 0 BLK: 0 WP: 1 HR: 0 S: 46 P: 50 ERA: 1.00 WHIP: 0.889					

AB	34
R	1
H	7
RBI	0
BB	1
SO	6
LOB	14



Batter	1	2	3	4	5	6	7	8	9	AB	R	H	RBI	BB	SO	LOB	BOTTOM				
Felipe Alou, R (1, 8) OBP: 0.365, SLG: 0.438	0-0 5-3		0-0			0-0		0-0 BB 1B		4	0	1	0	0	0	0	Los Angeles Dodgers @ Atlanta Braves Atlanta Stadium, Atlanta, GA Sun Sep 29 1968, 3:33 AM EDT Att: 12,210 - Unknown				
Felix Milan, R (1, 4) OBP: 0.321, SLG: 0.340	0-0 P6-3		0-0			0-0 HR 1B		0-0		4	1	1	0	0	0	1					
Hank Aaron, R (1, 3) OBP: 0.354, SLG: 0.498 (9, 9)	4-0 BB			0-0 P6-3		0-0 1-H HR		4-0 1-2 BB		2	1	1	2	2	0	0					
Tito Francona, L (1, 7) OBP: 0.376, SLG: 0.347 Deron Johnson, R (9, 3) OBP: 0.295, SLG: 0.316	0-0 L8			0-0 P6-3		0-3 K		0-0		4	0	0	0	0	1	3					
Mike Lum, L (1, 9) OBP: 0.277, SLG: 0.319 (9, 7)		0-0		0-3 K		0-0 CS 1B		0-0		3	0	1	0	0	1	0					
Sonny Jackson, L (1, 6) OBP: 0.282, SLG: 0.268	0-0 F7			0-0 F8		0-0 1-2		0-0		4	0	0	0	0	0	1					
Bob Tillman, R (1, 2) OBP: 0.278, SLG: 0.301	0-0 1B			0-0 P6-3		0-3 K		0-0		3	0	1	0	0	1	0					
Marty Martinez, S (1, 5) OBP: 0.291, SLG: 0.261	0-3 K			0-0 1B		0-0		0-0		3	0	1	0	0	1	1					
Phil Niekro, R (1, 1) OBP: 0.104, SLG: 0.195			0-3 K		0-0 F3		0-0		0-0	3	0	0	0	0	1	1					
Inning Stats	R: 0 E: 0 K: 0 S: 3	H: 0 LOB: 1 BB: 1 P: 7	R: 0 E: 0 K: 1 S: 6	H: 1 LOB: 0 BB: 0 P: 6	R: 0 E: 0 K: 1 S: 5	H: 0 LOB: 0 BB: 0 P: 5	R: 0 E: 0 K: 1 S: 5	H: 0 LOB: 0 BB: 0 P: 5	R: 0 E: 0 K: 1 S: 4	H: 1 LOB: 0 BB: 0 P: 4	R: 2 E: 0 K: 1 S: 7	H: 3 LOB: 0 BB: 0 P: 7	R: 0 E: 0 K: 1 S: 5	H: 0 LOB: 0 BB: 0 P: 5	R: 0 E: 0 K: 0 S: 4	H: 1 LOB: 2 BB: 1 P: 8		1B: 5 2B: 0 3B: 0 HR: 1	SF: 0 SAC: 0 DP: 0 HBP: 0	WP: 0 PB: 0 SB: 0 CS: 1	PA: 32
PITCHER Alan Foster, R (1, 1) ERA: 1.72 Bill Singer, R (5, 1) ERA: 2.59 Jack Billingham, R (7, 1) ERA: 2.02	IP: 4.0 WLS: L BF: 10 H: 4 R: 2 ER: 2 SO: 1 BB: 0 IBB: 0 HBP: 0 BLK: 0 WP: 0 HR: 1 S: 11 P: 11 ERA: 9.00 WHIP: 2.000															PITCHER		IP: 4.0 WLS: L BF: 10 H: 4 R: 2 ER: 2 SO: 1 BB: 0 IBB: 0 HBP: 0 BLK: 0 WP: 0 HR: 1 S: 11 P: 11 ERA: 9.00 WHIP: 2.000			

